

STAGE 1 DRAFT FOR
PUBLIC REVIEW

Kickapoo Creek Watershed
HUC 0512011206
TMDL Stage 1 Report

Prepared for Illinois EPA



May 2021

CDM
Smith

This page intentionally left blank

Table of Contents

Section 1 Goals and Objectives for the Kickapoo Creek Watershed

1.1	Total Maximum Daily Load Overview	1-1
1.2	TMDL Goals and Objectives for the Kickapoo Creek Watershed	1-2
1.3	Report Overview	1-3

Section 2 Kickapoo Creek Watershed Description

2.1	Kickapoo Creek Watershed Location	2-1
2.2	Topography	2-1
2.3	Land Use	2-1
2.3.1	Subbasin Land Use	2-4
2.4	Soils	2-4
2.4.1	Kickapoo Creek Watershed Soil Characteristics	2-5
2.5	Population	2-8
2.6	Climate and Streamflow	2-8
2.6.1	Climate	2-8
2.6.2	Streamflow	2-9

Section 3 Kickapoo Creek Watershed Public Participation

3.1	Kickapoo Creek Watershed Public Participation and Involvement	3-1
-----	---	-----

Section 4 Kickapoo Creek Watershed Water Quality Standards

4.1	Illinois Water Quality Standards	4-1
4.2	Designated Uses	4-1
4.2.1	General Use	4-1
4.3	Illinois Water Quality Standards	4-1
4.4	Potential Pollutant Sources	4-2

Section 5 Kickapoo Creek Watershed Characterization

5.1	Water Quality Data	5-1
5.1.1	Stream Water Quality Data	5-1
5.1.1.1	Dissolved Oxygen	5-3
5.2	Point Sources	5-4
5.3	Nonpoint Sources	5-6
5.3.1	Crop Information	5-6
5.3.2	Animal Operations	5-6
5.3.3	Septic Systems	5-7
5.4	Watershed Studies and Other Watershed Information	5-8

Section 6 Approach to Developing TMDL and Identification of Data Needs

6.1	Simple and Detailed Approaches for Developing TMDLs	6-1
6.2	Additional Data Needs for TMDL Development	6-1
6.3	Approaches for Developing TMDLs for Stream Segments in Kickapoo Creek Watershed	6-2

6.3.1 Recommended Approach for DO TMDLs in Impaired Stream
Segments6-2

Section 7 References

Appendices

- Appendix A – Land Use Categories
- Appendix B – Soil Characteristics
- Appendix C – Water Quality Data

List of Tables

1-1	Impaired Water Body in the Kickapoo Creek Watershed.....	1-2
2-1	Land Cover and Land Use in the Kickapoo Creek Watershed.....	2-4
2-2	Land Cover and Land Use in the Riley Creek Subbasin.....	2-4
2-3	Average Monthly Climate Data between Mattoon and Charleston, Illinois	2-8
2-4	Streamflow Gages in the Kickapoo Creek Watershed	2-9
2-5	Streamflow Gages in Watersheds Adjacent to the Kickapoo Creek Watershed.....	2-9
4-1	Summary of Numeric Water Quality Standards for Potential Causes of Stream Impairments in the Kickapoo Creek Watershed.....	4-2
4-2	Impaired Waterbody in the Kickapoo Creek Watershed	4-2
5-1	Existing Dissolved Oxygen Data for Riley Creek segment BENA-01	5-3
5-2	Permitted Facilities Discharging to or Upstream of the Impaired Segment in the Kickapoo Creek Watershed.....	5-4
5-3	Tillage Practices in Coles County, Illinois	5-6
5-4	Coles County Animal Population	5-7
6-1	Data Availability and Data Needs for TMDL Development in the Kickapoo Creek Watershed.....	6-2

List of Figures

1-1	Kickapoo Creek TMDL Watershed	1-4
2-1	Kickapoo Creek Watershed Elevation	2-2
2-2	Kickapoo Creek Watershed Land Use.....	2-3
2-3	Kickapoo Creek Watershed Soils	2-6
2-4	Kickapoo Creek K-Factor Values.....	2-7
2-5	Kickapoo Creek Watershed Active USGS Gages.....	2-10
2-6	Kickapoo Creek Watershed Average Streamflow.....	2-11
5-1	Kickapoo Creek Watershed Water Quality Stations	5-2
5-2	Dissolved Oxygen in Riley Creek segment BENA-01.....	5-4
5-3	Kickapoo Creek NPDES Locations.....	5-5

Acronyms

BMPs	best management practices
CBOD	carbonaceous biochemical oxygen demand
cfs	cubic feet per second
cfu	colony forming unit
CWA	Clean Water Act
DO	dissolved oxygen
GIS	geographic information system
IDA	Illinois Department of Agriculture
Illinois EPA	Illinois Environmental Protection Agency
IPCB	Illinois Pollution Control Board
ISWS	Illinois State Water Survey
LA	Load Allocation
LC	Loading Capacity
µg/L	micrograms per liter
mg/L	milligrams per liter
mL	milliliters
MOS	Margin of Safety
NA	not applicable
NASS	National Agricultural Statistics Service
NCDC	National Climatic Data Center
NED	National Elevation Dataset
NPDES	National Pollutant Discharge Elimination System
NRCS	Natural Resources Conservation Service
RC	Reserve Capacity
SOD	sediment oxygen demand
s.u.	standard units
SSURGO	Soil Survey Geographic
STORET	Storage and Retrieval
TMDL	total maximum daily load
TSS	total suspended solids
USDA	United States Department of Agriculture
USEPA	United States Environmental Protection Agency
USGS	U.S. Geological Survey
USLE	Universal Soil Loss Equation
WLA	Waste Load Allocation

This page intentionally left blank.

Section 1

Goals and Objectives for the Kickapoo Creek Watershed

1.1 Total Maximum Daily Load Overview

A total maximum daily load, or TMDL, is a calculation of the maximum amount of a pollutant that a water body can receive and still meet water quality standards. TMDLs are a requirement of Section 303(d) of the Clean Water Act (CWA). To meet this requirement, the Illinois Environmental Protection Agency (Illinois EPA) must identify water bodies not meeting water quality standards and then establish TMDLs for restoration of water quality. Illinois EPA develops a list known as the 303(d) list of water bodies not meeting water quality standards every two years, and it is included in the Integrated Water Quality Report. Water bodies on the 303(d) list are then targeted for TMDL development. Water bodies listed as impaired in this TMDL report are from the most recent final 2018 Integrated Water Quality Report and 303(d) list that was approved by USEPA on March 19, 2021¹. In accordance with USEPA's guidance, the report assigns all waters of the state to one of five categories. 303(d) listed water bodies make up category five in the integrated report (Appendix A of the final 2018 Integrated Water Quality Report).

In general, a TMDL is a quantitative assessment of water quality impairments, contributing sources, and pollutant reductions needed to attain water quality standards. The TMDL specifies the amount of pollutant or other stressor that needs to be reduced to meet water quality standards, allocates pollutant control or management responsibilities among sources in a watershed, and provides a scientific and policy basis for taking actions needed to restore a water body.

Water quality standards are laws or regulations that states authorize to enhance water quality and protect public health and welfare. Water quality standards provide the foundation for accomplishing two of the principal goals of the CWA. These goals are:

- Restore and maintain the chemical, physical, and biological integrity of the nation's waters; and
- Where attainable, to achieve water quality that promotes protection and propagation of fish, shellfish, and wildlife, and provides for recreation in and on the water.

Water quality standards consist of three elements:

- The designated beneficial use or uses of a water body or segment of a water body;
- The water quality criteria necessary to protect the use or uses of that particular water body; and
- An antidegradation policy.

¹ <https://www2.illinois.gov/epa/topics/water-quality/watershed-management/tmdls/Pages/303d-list.aspx>

Examples of designated uses are primary contact (swimming), protection of aquatic life, and public and food processing water supply. Water quality criteria describe the quality of water that will support a designated use. Water quality criteria can be expressed as numeric limits or as a narrative statement. Antidegradation policies are adopted so that water quality improvements are conserved, maintained, and protected.

1.2 TMDL Goals and Objectives for the Kickapoo Creek Watershed

The Illinois EPA has a three-stage approach to TMDL development. The stages are:

Stage 1 – Watershed Characterization, Data Analysis, Methodology Selection

Stage 2 – Data Collection (optional)

Stage 3 – Model Calibration, TMDL Scenarios, Implementation Plan

Illinois EPA uses the US Geologic Survey (USGS) 10-digit hydrologic unit code (HUC) to group subbasins into TMDL watersheds. This report addresses Stage 1 TMDL development for the Kickapoo Creek watershed (HUC 0512011206). Stages 2 and 3 will be conducted upon completion of Stage 1. Stage 2 is optional as data collection may not be necessary if existing data are adequate to calculate the TMDL.

Following this process, the TMDL goals and objectives for the Kickapoo Creek watershed will include developing a TMDL for the impaired water body within the watershed, describing all of the necessary elements of the TMDL, developing an watershed-based plan (WBP) for implementing the TMDL, and gaining public acceptance of the process. The following impaired water body segment in the Kickapoo Creek watershed is addressed in this report:

- Riley Creek (BENA-01)

This impaired water body segment is shown on **Figure 1-1**. **Table 1-1** lists the water body segment and potential causes and sources of impairment.

Table 1-1 Impaired Water Body in the Kickapoo Creek Watershed

Segment ID	Segment Name	Potential Causes of Impairment	Designated Use	Potential Sources (as identified by the 2018 303(d) list)
BENA-01	Riley Creek	Dissolved Oxygen	Aquatic Life	Industrial Point Source Discharge, Municipal Point Source Discharge, Crop Production (Crop Land or Dry Land), Agriculture, Urban Runoff/Storm Sewers

The TMDL for the segment listed above will specify the following elements:

- Loading Capacity (LC), or the maximum amount of pollutant loading a water body can receive without violating water quality standards
- Waste Load Allocation (WLA), or the portion of the TMDL allocated to existing or future point sources

- Load Allocation (LA), or the portion of the TMDL allocated to existing or future nonpoint sources and natural background
- Margin of Safety (MOS), or an accounting of uncertainty about the relationship between pollutant loads and receiving water quality
- Reserve Capacity (RC), or a portion of the load explicitly set aside to account for growth in the watershed

These elements are combined into the following equation:

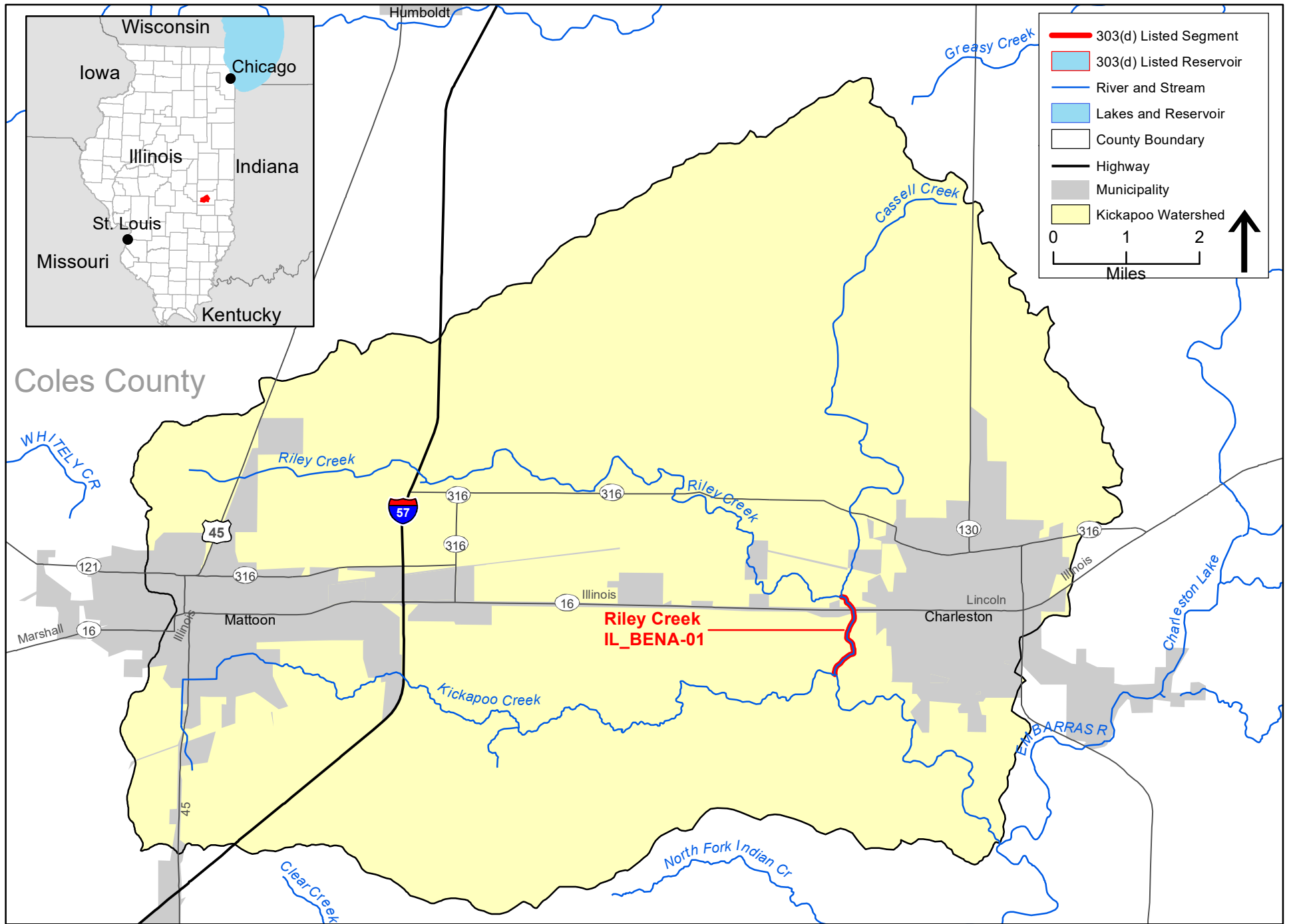
$$\text{TMDL} = \text{LC} = \Sigma\text{WLA} + \Sigma\text{LA} + \text{MOS} + \text{RC}$$

TMDL development will take into account the seasonal variability of pollutant loads so that water quality standards are met during all seasons of the year. Also, reasonable assurance that the TMDL will be achieved will be described in the WBP. The WBP for the Kickapoo Creek watershed will describe how water quality standards and targets will be met and attained. This WBP plan will include recommendations for implementing best management practices (BMPs), cost estimates, institutional needs to implement BMPs and controls throughout the watershed, and a timeframe for completion of implementation activities.

1.3 Report Overview

The remaining sections of this report contain:

- **Section 2 Kickapoo Creek Watershed Characteristics** provides a description of the watershed's location, topography, geology, land use, soils, population, and hydrology.
- **Section 3 Public Participation and Involvement** discusses public participation activities that will occur throughout TMDL development.
- **Section 4 Kickapoo Creek Watershed Water Quality Standards** defines the water quality standards for the impaired water body.
- **Section 5 Kickapoo Creek Watershed Data and Potential Sources** presents the available water quality data needed to develop the TMDL, discusses the characteristics of the impaired stream segment in the watershed, and describes the point and nonpoint sources with potential to contribute to the watershed load.
- **Section 6 Approach to Developing TMDL and Identification of Data Needs** makes recommendations for the models and analysis that are needed for TMDL development and suggests segments for Stage 2 data collection.
- **Section 7 References**



DRAFT



Figure 1-1: Kickapoo Creek Watershed
HUC 0512011206

Section 2

Kickapoo Creek Watershed Description

2.1 Kickapoo Creek Watershed Location

The Kickapoo Creek watershed (HUC 0512011206 shown in Figure 1-1) is located in east-central Illinois, flows in an easterly direction, and drains approximately 65,400 acres (102 square miles), all of which are within Coles County.

2.2 Topography

Topography is an important factor in watershed management because stream types, precipitation, and soil types can vary significantly with elevation. National Elevation Dataset¹ (NED) coverages containing 30-meter grid resolution elevation data are available from the U.S. Geological Survey (USGS) for each 1:24,000-topographic quadrangle in the United States. Elevation data for the Kickapoo Creek watershed were obtained by overlaying the NED grid onto the geographic information system (GIS)-delineated watershed. **Figure 2-1** shows the elevations found within the watershed.

Elevation in the Kickapoo Creek watershed ranges from approximately 794 feet above sea level in the southwestern portion of the watershed to 560 feet at the confluence of Kickapoo Creek with the Embarras River at the southeastern extent of the watershed.

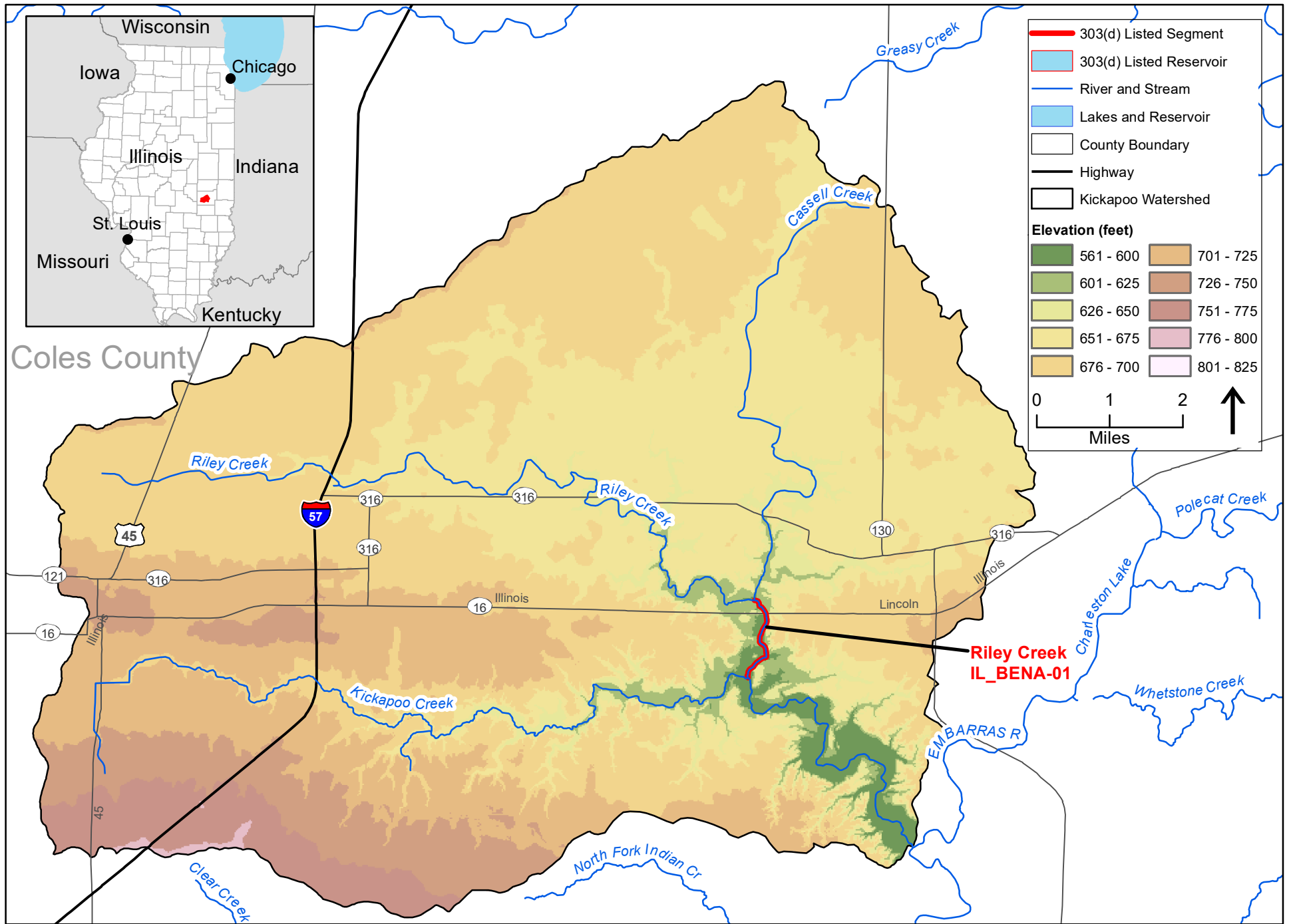
2.3 Land Use

Land use data for the Kickapoo Creek watershed were extracted from the U.S. Department of Agriculture's (USDA) National Agriculture Statistics Service (NASS) 2018 Cropland Data Layer². The CDL is a raster based, geo-referenced, crop-specific land cover data layer created to provide acreage estimates to the Agricultural Statistics Board for the state's major commodities and to produce digital, crop-specific, categorized geo-referenced output products. This information is made available to all agencies and to the public free of charge and represents the most accurate and up-to-date land cover datasets available at a national scale. The most recent available CDL dataset was produced in 2018 and includes 23 separate land use classes applicable to the watershed. The available resolution of the land cover dataset is 30 square meters.

The land use of the Kickapoo Creek watershed was determined by overlaying the Illinois Statewide 2018 CDL onto the GIS-delineated watershed. **Table 2-1** contains the main categories of land uses within the Kickapoo Creek watershed and includes the area of each land cover category and percentage of the watershed area. **Figure 2-2** illustrates the land uses of the watershed. Appendix A contains a table of all land uses in the watershed.

¹ <https://catalog.data.gov/dataset/usgs-national-elevation-dataset-ned>

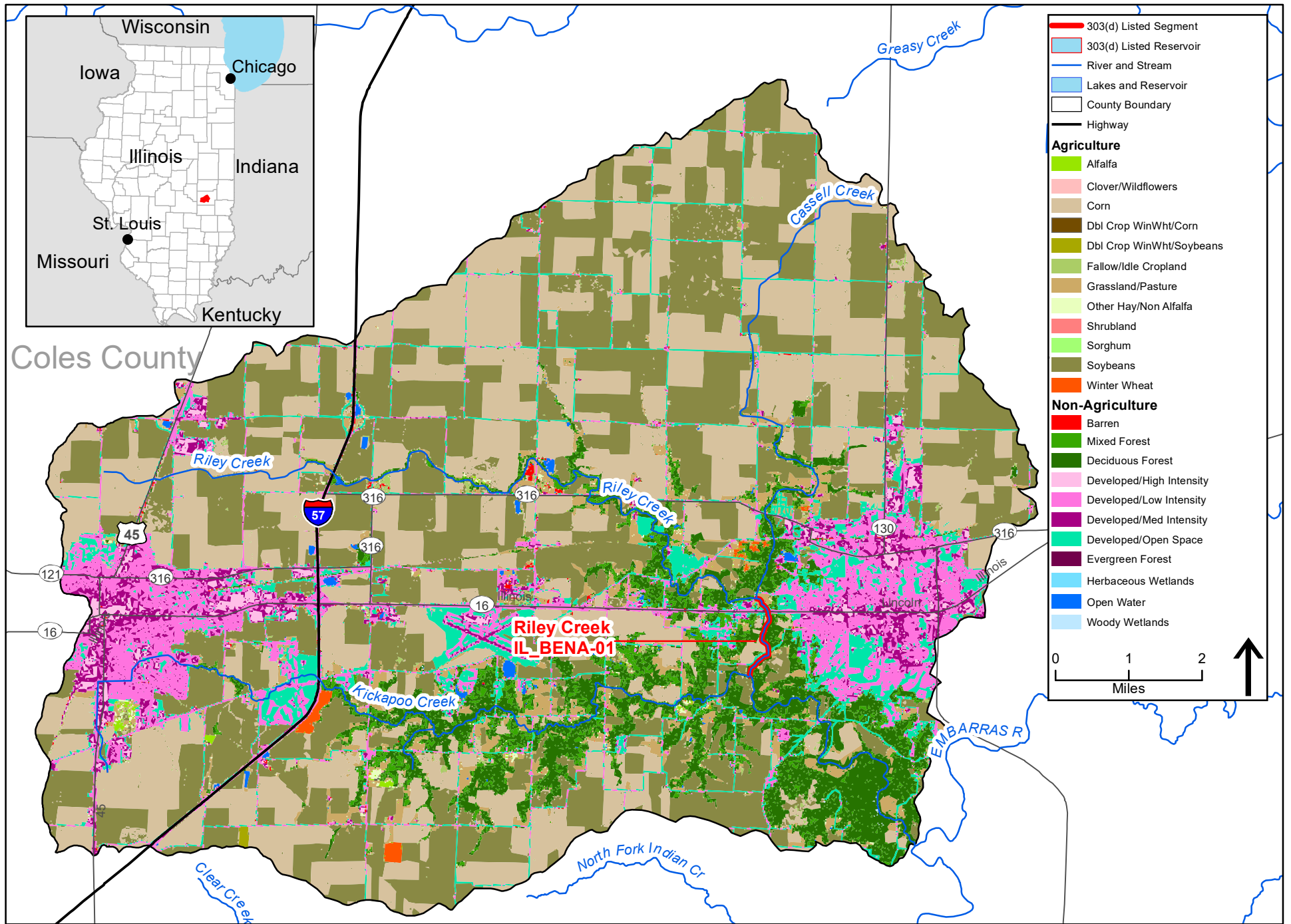
² https://www.nass.usda.gov/Research_and_Science/Cropland/Release/index.php



DRAFT



Figure 2-1: Kickapoo Creek Watershed, Elevation



DRAFT



Figure 2-2: Kickapoo Creek Watershed, Land Use

Table 2-1 Land Cover and Land Use in the Kickapoo Creek Watershed

Land Cover Category	Area (Acres)	Percentage
Soybeans	22,057	33.7%
Corn	20,712	31.7%
Developed/Low Intensity	6,200	9.5%
Deciduous Forest	6,064	9.3%
Developed/Open Space	3,875	5.9%
Grass/Pasture	3,569	5.5%
Developed/Med Intensity	1,905	2.9%
Developed/High Intensity	591	0.9%
Other	458	0.7%
Total	65,431	100%

The land cover data reveal that the largest percentage of watershed area is used for crop production (65 percent). Approximately 9 percent of the watershed area is forest and 5.5 percent of the watershed area is pasture. Nearly 20 percent of the watershed area is developed or urban in nature while wetlands, marshes, and open water make up the remainder of the Kickapoo Creek watershed.

2.3.1 Subbasin Land Use

The subbasin area draining to the impaired segment of Riley Creek (BENA-01) was further delineated through GIS (see Figure 2-2). Land cover data was then intersected with the subbasin boundary to determine the major land uses contributing runoff to the impaired waterbody, as shown in **Table 2-2**. Appendix A contains a table of all land uses in the subbasin.

Table 2-2 Land Cover and Land Use in the Riley Creek (BENA-01) Subbasin

Land Cover Category	Area (Acres)	Percentage
Soybeans	15,468	37.4%
Corn	15,259	36.9%
Developed/Low Intensity	3,721	9.0%
Developed/Open Space	2,155	5.2%
Deciduous Forest	1,477	3.6%
Grass/Pasture	1,471	3.6%
Developed/Med Intensity	1,205	2.9%
Developed/High Intensity	410	1.0%
Other	207	0.5%
Total	41,373	100%

2.4 Soils

Soils data are available through the Soil Survey Geographic (SSURGO) database³. For SSURGO data, field mapping methods using national standards are used to construct the soil maps. Mapping scales generally range from 1:12,000 to 1:63,360, making SSURGO the most detailed level of soil mapping done by the Natural Resources Conservation Service (NRCS).

Attributes of the spatial coverage can be linked to the SSURGO databases, which provides information on various chemical and physical soil characteristics for each map unit and soil series. Of particular interest for TMDL development are the hydrologic soil groups as well as the K-factor of the Universal

³ <https://www.nrcs.usda.gov/wps/portal/nrcs/surveylist/soils/survey/state/?stateId=IL>

Soil Loss Equation (USLE). The following sections describe and summarize the specified soil characteristics for the Kickapoo Creek watershed.

2.4.1 Kickapoo Creek Watershed Soil Characteristics

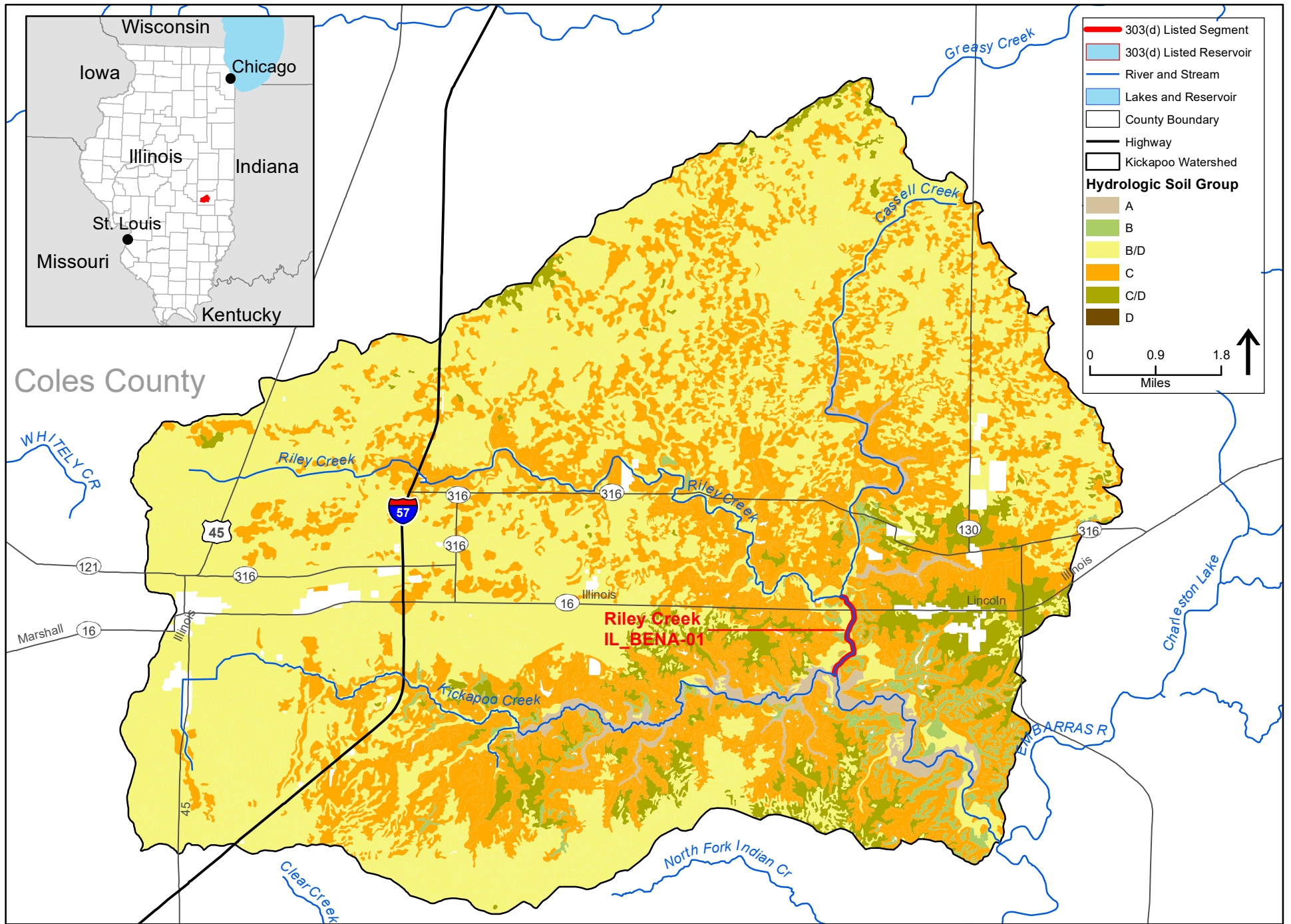
Appendix B contains a table of the SSURGO soil series for the Kickapoo Creek watershed. A total of 40 soil types exist in the watershed. Drummer silty clay loam with 0-2 percent slopes is the most common soil type and makes up approximately 32% of the watershed. Raub silt loam (non-densic substratum with 0-2 percent slopes), Dana silt loam (0-2 percent slopes, eroded), and Xenia silt loam (Bloomington Ridged Plain, 2-5 percent slopes)—are the other most common soil types in the watershed (15.9, 8.9, and 7.4 percent of the watershed, respectively). All other soil types each represent less than 6 percent of the total watershed area. The table in Appendix B also contains the area, dominant hydrologic soil group, and K-factor range. Each of these characteristics are described in more detail in the following paragraphs.

Figure 2-3 shows the hydrologic soils groups found within the Kickapoo Creek watershed (NRCS 2007). Hydrologic soil groups are used to estimate runoff from precipitation. Soils are assigned to one of four groups according to the infiltration of water when the soils are thoroughly wet and receive precipitation from long-duration storms:

- Group A: Soils in this group have low runoff potential when thoroughly wet. Water is transmitted freely through the soil.
- Group B: Soils in this group have moderately low runoff potential when thoroughly wet. Water transmission through the soil is unimpeded.
- Group C: Soils in this group have moderately high runoff potential when thoroughly wet. Water transmission through the soil is somewhat restricted.
- Group D: Soils in this group have high runoff potential when thoroughly wet. Water movement through the soil is restricted or very restricted.

While hydrologic soil groups A, B, C, B/D, and C/D are all found within the Kickapoo Creek watershed, groups B/D and C are by far the most common types and represent 55 and 34 percent of the watershed, respectively. Group C/D, A, and B cover a relatively smaller portion of the watershed at 5.4, 1.9, and 1.8 percent of the watershed, respectively. The most common type, Group B/D, is a dual hydrologic soil groups because, while these soils have a water table within 60 cm of the surface (similar to group D soils) these soils can be adequately drained to the point that they resemble group B soils which exhibit "moderately low runoff potential when thoroughly wet" and water can move through the soil unimpeded. The first letter applies to the drained condition and the second to the undrained condition. For the purpose of hydrologic soil group, adequately drained means that the seasonal high-water table is kept at 24 inches below the surface (NRCS 2007).

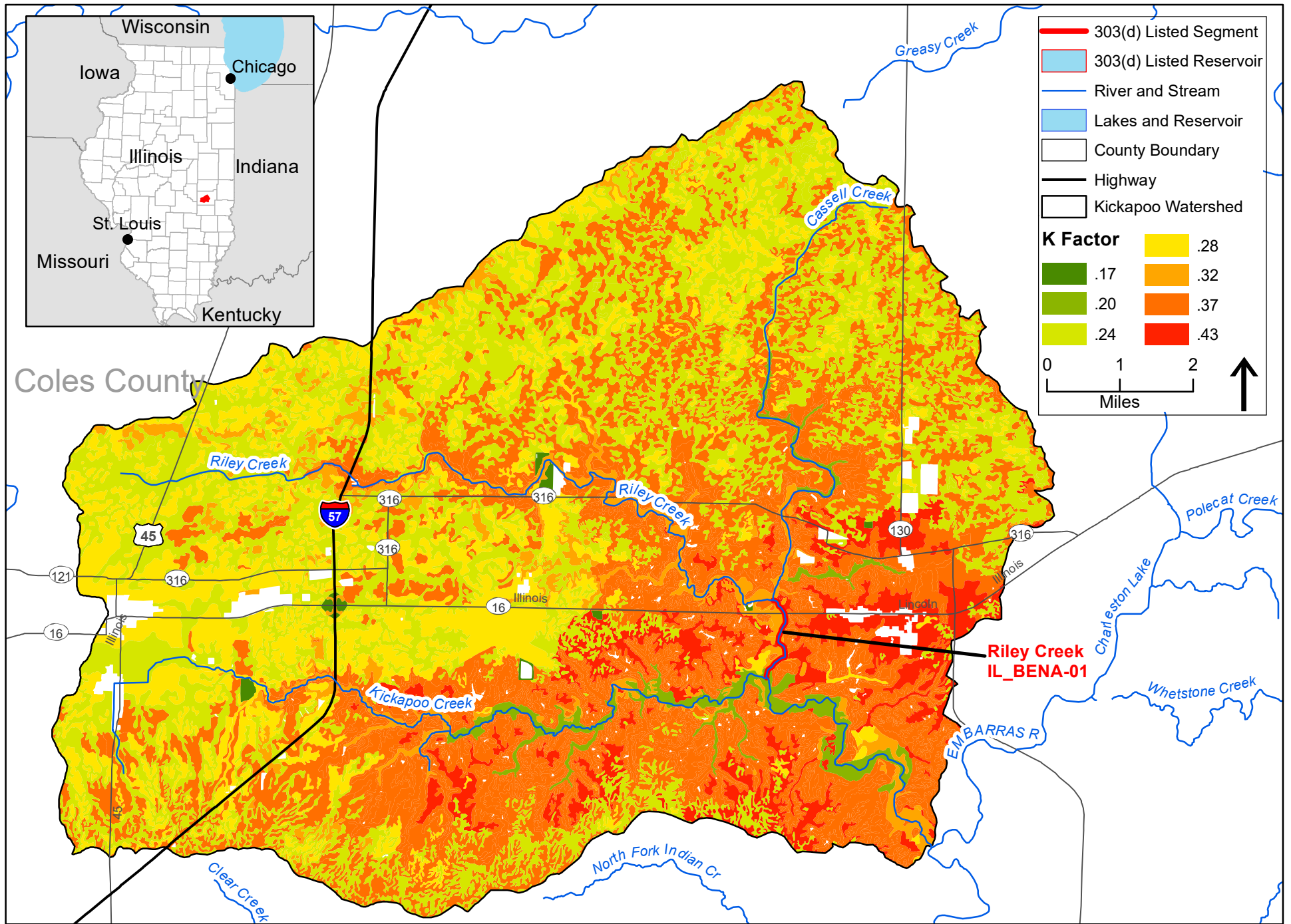
A commonly used soil attribute is the K-factor, which is a measure of soil erodibility and quantifies the relative susceptibility of soil to sheet and rill erosion. Values of K range from 0.02 to 0.64, from least erodible to most erodible, respectively, and are influenced by elements including texture, organic matter content, structure, and saturated hydraulic conductivity (NRCS 2011). The distribution of K-factor values in the Kickapoo Creek watershed range from 0.21 to 0.43, as shown in **Figure 2-4**.



DRAFT



Figure 2-3: Kickapoo Creek Watershed, Soils



DRAFT

**CDM
Smith**

Figure 2-4: Kickapoo Creek Watershed, K-Factor Ranges

2.5 Population

The Census 2015 TIGER/ Line data⁴ from the U.S. Census Bureau were retrieved. Geographic shapefiles of census block groups⁵ were downloaded for the entire state of Illinois. All census block groups that have geographic center points (centroids) within the watershed were selected and tallied in order to provide an estimate of populations in all census blocks both completely and partially contained by the watershed boundary. Given that the optimal size of a census block group is 1,500 people, and 30 block group centroids are located within the watershed, it is estimated that approximately 45,000 people reside in the Kickapoo Creek watershed. The major municipalities in the watershed are shown in Figure 1-1. The largest urban development in the watershed is the city of Charleston, with a population of approximately 21,800, according to the 2010 Census.

2.6 Climate and Streamflow

2.6.1 Climate

Central Illinois has a temperate climate with hot summers and cold, moderately snowy winters. Monthly precipitation data from the Mattoon Charleston Coles County Airport, Illinois station (station USW00053802) in Coles County were extracted from the National Center for Environmental Information (NCEI) database⁶ [formerly known as the National Climatic Data Center (NCDC)] for the years of 1998 through 2019. The data station, located between Mattoon and Charleston, is near the center of the Kickapoo Creek watershed and is expected to be representative of climate throughout the watershed.

Table 2-3 contains the average monthly precipitation along with average high and low temperatures for the period of record. The average annual precipitation is approximately 35 inches. June is historically the wettest month while January and February are the driest. July is historically the warmest month, with an average maximum temperature of 85 °F, while January is typically the coldest month, with an average minimum temperature of 20 °F.

Table 2-3 Average Monthly Climate Data between Mattoon and Charleston, Illinois

Month	Average Total Precipitation (inches)	Average Daily Maximum Temperature (°F)	Average Daily Minimum Temperature (°F)
January	1.8	35.8	20.4
February	1.7	40.3	23.9
March	2.2	52.0	33.0
April	4.0	64.7	43.9
May	4.0	74.5	54.5
June	5.0	82.6	62.5
July	3.7	85.4	65.1
August	2.5	84.4	62.8
September	2.6	79.6	56.6
October	3.1	66.2	45.4
November	2.4	52.8	35.1
December	2.0	39.7	25.5
Annual	35.0*	63.2	44.1

*Average Annual Total

⁴ <https://www.census.gov/geographies/mapping-files/time-series/geo/tiger-line-file.html>

⁵ <https://www.census.gov/geographies/reference-maps/2010/geo/2010-census-block-maps.html>

⁶ <https://www.ncdc.noaa.gov/cdo-web/datatools/findstation>

2.6.2 Streamflow

Analysis of the Kickapoo Creek watershed requires an understanding of flow throughout the drainage area. There are two USGS gages within the watershed, however, both of these gages have limited data (USGS 2019). **Table 2-4** summarizes the stations along with their respective information.

Table 2-4 Streamflow Gages in the Kickapoo Creek Watershed⁷

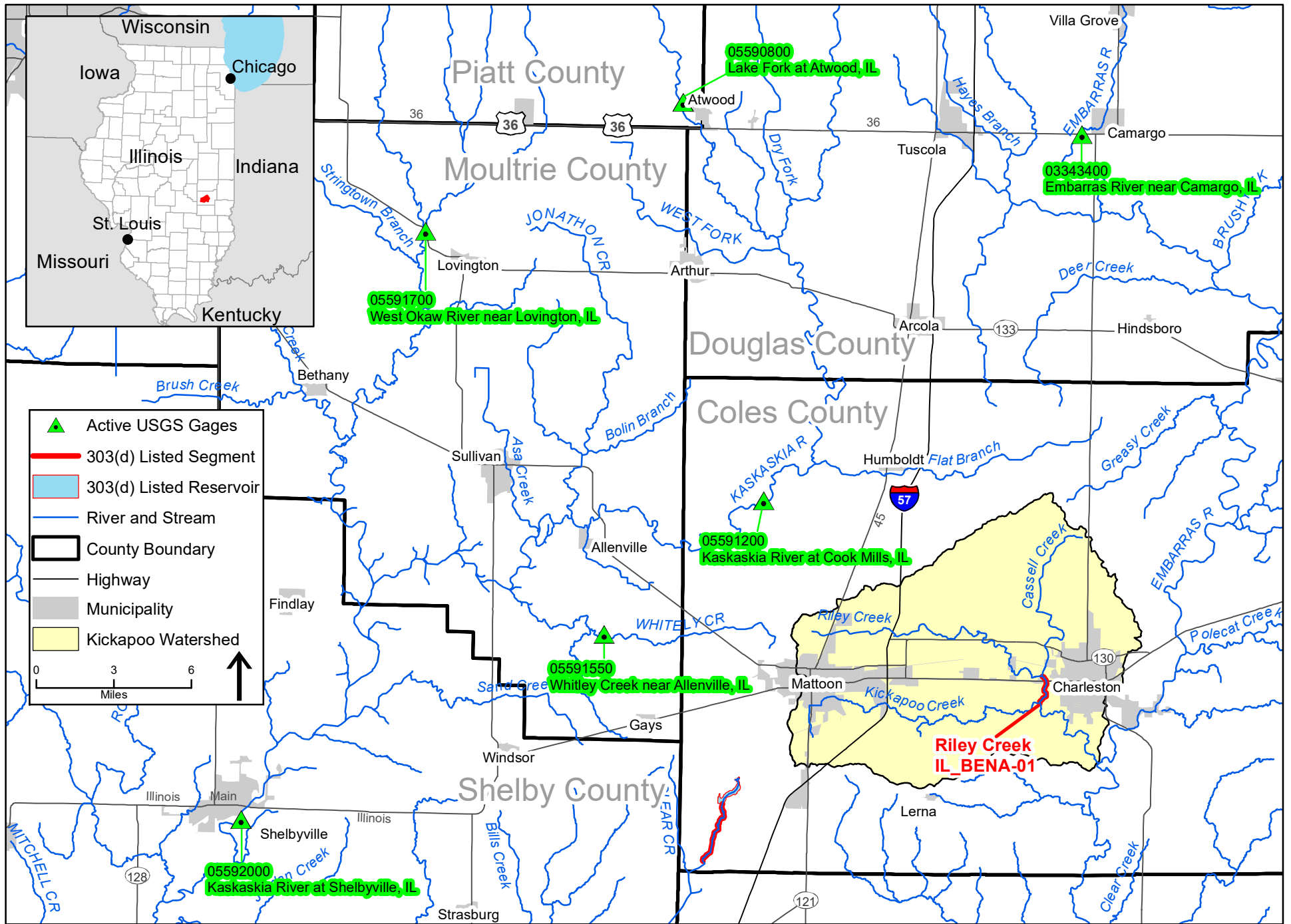
Gage Number	Name	Available Data	POR	Data Count
03343805	Kickapoo Creek near Mattoon, IL	Gage Height, Discharge	2014-2016	18
03343820	Kickapoo Creek at 1320E Road nr Charleston, IL	Gage Height, Discharge	2010-2016	63

There are six USGS gages in adjacent watersheds (**Figure 2-5**) with similar characteristics to those of the Kickapoo Watershed that have available discharge data and may be used to estimate streamflow for TMDL development for the impaired segment of Riley Creek (BENA-01). These gages are summarized in **Table 2-5** and their streamflows are shown in **Figure 2-6**.

Table 2-5 Streamflow Gages in the Watersheds Adjacent to the Kickapoo Creek Watershed

Gage Number	Name	Drainage Area (mi ²)	Approximate Distance from Kickapoo Watershed (mi)	POR	Minimum Monthly Flow (cfs)	Maximum Monthly Flow (cfs)
03343400	Embarras River near Camargo, IL	186	14	1969-2019	23	1,119
05590800	Lake Fork at Atwood, IL	149	20	1972-2019	35	597
05591200	Kaskaskia River at Cook Mills, IL	473	5	1970-2019	41	1,613
05591550	Whitley Creek near Allenville, IL	35	7	1980-2019	<1	241
05591700	West Okaw River near Lovington, IL	112	21	1970-2019	8	525
05592000	Kaskaskia River at Shelbyville, IL	1,054	21	1970-2019	301	1,944

⁷ https://waterdata.usgs.gov/IL/nwis/current/?type=dailydischarge&group_key=basin_cd



DRAFT



Figure 2-5: Kickapoo Creek Watershed, Active USGS Gages

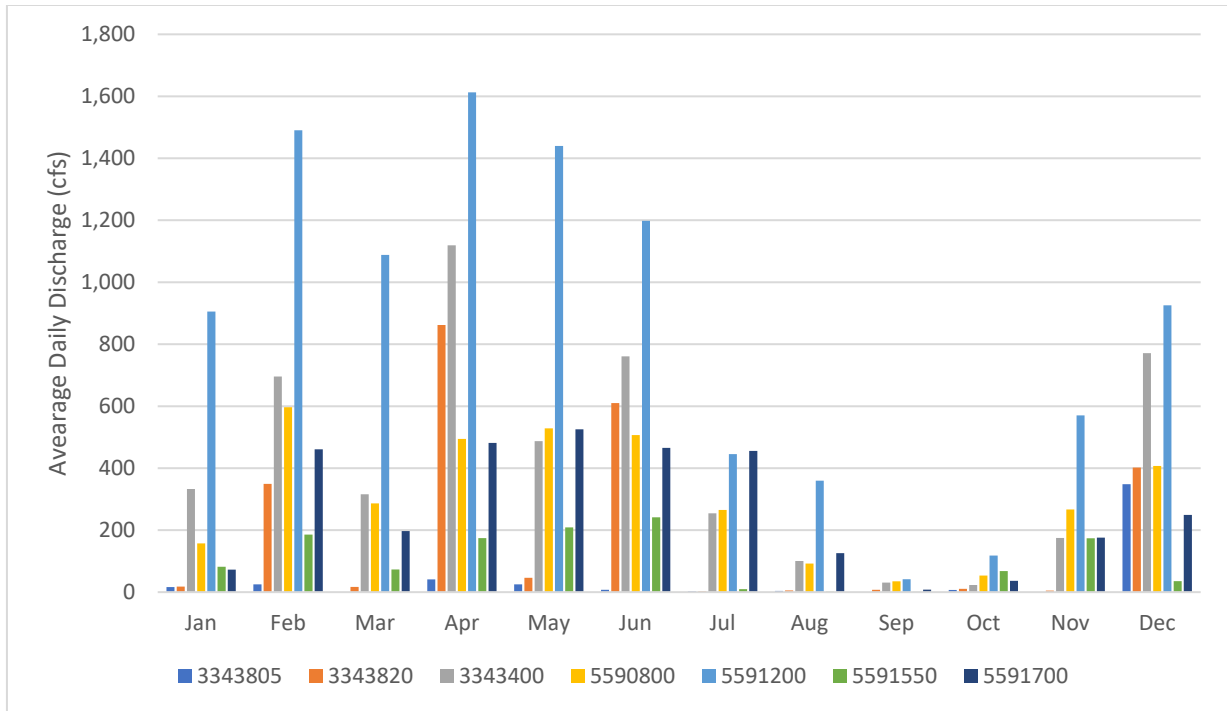


Figure 2-6: Annual streamflow trends at gages in proximity to the Kickapoo Creek Watershed

USGS gages 05591550 (Whitley Creek near Allenville, IL) and 05591700 (West Okaw River near Lovington, IL) have drainage areas and maximum and minimum monthly flows that are similar to the existing gages within the Kickapoo Creek watershed. Data from these gages may be used to estimate flow values for TMDL development for the impaired waterbody using the drainage area ratio method, represented by the following equation:

$$Q_{\text{gaged}} \left(\frac{\text{Area}_{\text{ungaged}}}{\text{Area}_{\text{gaged}}} \right) = Q_{\text{ungaged}}$$

Where,

Q_{gaged}	=	Streamflow of the gaged basin
Q_{ungaged}	=	Streamflow of the ungaged basin
$\text{Area}_{\text{gaged}}$	=	Area of the gaged basin
$\text{Area}_{\text{ungaged}}$	=	Area of the ungaged basin

The assumption behind the equation is that the flow per unit area is equivalent in watersheds with similar characteristics. Therefore, the flow per unit area in the gaged watershed multiplied by the area of the ungaged watershed estimates the flow for the ungaged watershed. USGS gages 05591550 (Whitley Creek near Allenville, IL) and 05591700 (West Okaw River near Lovington, IL) are located adjacent to the Kickapoo Creek watershed, have similar characteristics, and either gage may serve as a surrogate gage for the impaired segment of Riley Creek (BENA-01).

Data downloaded through the USGS for the surrogate gage for the available period of record will be adjusted to account for point source influence in the watershed upstream of the gaging station. Average daily flows from all National Pollutant Discharge Elimination System (NPDES) permitted facilities upstream of the surrogate USGS gages are subtracted from the gaged flow prior to flow-per-unit-area calculations. The resulting estimates account for flows associated with precipitation and overland runoff only. Average daily flows from permitted NPDES discharges upstream of the impaired segments in the Kickapoo Creek watershed can then be added back into the equation to more accurately reflect estimated daily streamflow conditions in a given segment.

Section 3

Kickapoo Creek Watershed Public Participation

3.1 Kickapoo Creek Watershed Public Participation and Involvement

Public knowledge, acceptance, and follow-through are necessary to implement a plan to meet recommended TMDLs and WBPs. It is important to involve the public as early in the process as possible to achieve maximum cooperation and counter concerns as to the purpose of the process and the regulatory authority to implement any recommendations.

Illinois EPA, along with CDM Smith, will hold a public meeting in the Kickapoo Creek watershed at the completion of Stages 1 and 3. Comments received through the public meeting process will be included in an appendix. This section will be updated following each public meeting.

This page intentionally left blank.

Section 4

Kickapoo Creek Watershed Water Quality Standards

4.1 Illinois Water Quality Standards

Water quality standards are developed and enforced by the state to protect the "designated uses" of the state's waterways. In the state of Illinois, setting the water quality standards is the responsibility of the Illinois Pollution Control Board (IPCB). Illinois is required to update water quality standards every three years in accordance with the CWA. The standards requiring modifications are identified and prioritized by Illinois EPA, in conjunction with USEPA. New standards are then developed or revised during the three-year period.

Illinois EPA is also responsible for developing scientifically based water quality criteria and proposing them to the IPCB for adoption into state rules and regulations. The Illinois water quality standards are established in the Illinois Administrative Rules Title 35, Environmental Protection; Subtitle C, Water Pollution; Chapter I, Pollution Control Board; Part 302, Water Quality Standards¹.

4.2 Designated Uses

The waters of Illinois are classified into four primary categories of narrative and numeric water quality standards for surface waters, which include: General Use Standards, Public and Food Processing Water Supplies Standards, Secondary Contact and Indigenous Aquatic Life Standards, and Lake Michigan Basin Water Quality Standards². Segment BENA-01 of Riley Creek is impaired for dissolved oxygen for the aquatic life designated use under the General Use Standard.

4.2.1 General Use

The General Use classification is defined by IPCB as standards that "are intended to protect aquatic life, wildlife, agricultural, primary contact, secondary contact, and most industrial uses." They are also intended to "ensure the aesthetic quality of the state's aquatic environment and to protect human health from disease or other harmful effects that could occur from ingesting aquatic organisms taken from surface waters of the state."

4.3 Illinois Water Quality Standards

According to the Illinois EPA Integrated Report², aquatic life use assessments in streams are typically based on the interpretation of biological information, physiochemical water data, and physical habitat. The primary biological measures used are the fish Index of Biotic Integrity (fIBI),

¹ <http://www.ilga.gov/commission/jcar/admincode/035/03500302sections.html>

² <https://www2.illinois.gov/epa/topics/water-quality/watershed-management/tmdls/Pages/303d-list.aspx>

the macroinvertebrate Index of Biotic Integrity (mIBI), and the Macroinvertebrate Biotic Index (MBI). Physical habitat information used in assessments includes quantitative and qualitative measures of stream bottom composition and qualitative descriptors of channel and riparian conditions. Physiochemical water data used include measures of “conventional” parameters (e.g. dissolved oxygen [DO], pH, and temperature), priority pollutants, non-priority pollutants, and other pollutants.

Table 4-1 presents the numeric water quality standards of the potential cause of impairment for segment BENA-01 of Riley Creek in the Kickapoo Creek watershed.

Table 4-1 Summary of Numeric Water Quality Standards for Potential Causes of Stream Impairments in the Kickapoo Creek Watershed³

Parameter	Units	General Use Water Quality Standard	Regulatory Reference ¹
Dissolved Oxygen	mg/L	<p><i>March through July</i> ≥5.0 minimum & ≥6.25 7-day daily mean averaged over 7 days;</p> <p><i>August through February</i> ≥4.0 minimum, ≥4.5 7-day minimum averaged over 7 days & ≥6.0 30-day daily mean¹</p>	302.206(c) ²

mg/L = milligrams per liter

¹302.206(d) provides further information on detailed calculations for determining the acute and chronic standards for DO

²Riley Creek is subject to Section 302.Appendix D: Stream Segments for Enhanced Dissolved Oxygen Protection

4.4 Potential Pollutant Sources

In order to properly address the conditions within the Kickapoo Creek watershed, potential pollutant sources must be investigated for the pollutants where TMDLs will be developed. **Table 4-2** provides a summary of the potential sources associated with the listed potential causes for the 303(d) listed segment in this watershed.

Table 4-2 Impaired Waterbody in the Kickapoo Creek Watershed

Segment ID	Segment Name	Potential Causes of Impairment	Designated Use	Potential Sources (as identified by the 2018 303(d) list)
BENA-01	Riley Creek	Dissolved Oxygen	Aquatic Life	Natural Sources, Agriculture

³ <http://www.ilga.gov/commission/jcar/admincode/035/03500302sections.html>

Section 5

Kickapoo Creek Watershed Data and Potential Pollution Sources

In order to further characterize the Kickapoo Creek watershed, a wide range of data were collected and reviewed. Water quality data for the impaired stream, as well as information on potential point and nonpoint sources within the watershed, were compiled from a variety of data sources. This information is presented and discussed in further detail in the remainder of this section.

5.1 Water Quality Data

Illinois EPA monitoring programs that contribute data to the assessment of streams include the Ambient Water Quality Monitoring Network, the Pesticide Monitoring Subnetwork, Facility-Related Stream Surveys, Intensive Basin Surveys, and the Fish Contaminant Monitoring Program¹. Much of the data used for this report came from the Ambient Water Quality and Lake Monitoring Programs and Intensive Basin Surveys. The Ambient Water Quality Network and Ambient Lake Monitoring Programs include 146 fixed stream stations statewide that are sampled every 6 weeks. Additional data are collected during Intensive Basin Surveys, which are typically conducted on a 5-year cycle and focus on basins where intensive data are currently lacking or where historical data need updating. Additional information on Illinois EPA's monitoring programs can be found in the "Illinois Water Monitoring Strategy²."

Data from a total of four historic water quality stations on, or upgradient of, the impaired stream within the Kickapoo Creek watershed were located and reviewed for this report. These water quality data were provided by the Illinois EPA. **Figure 5-1** shows the water quality data stations within the watershed that contain data relevant to the impaired segment.

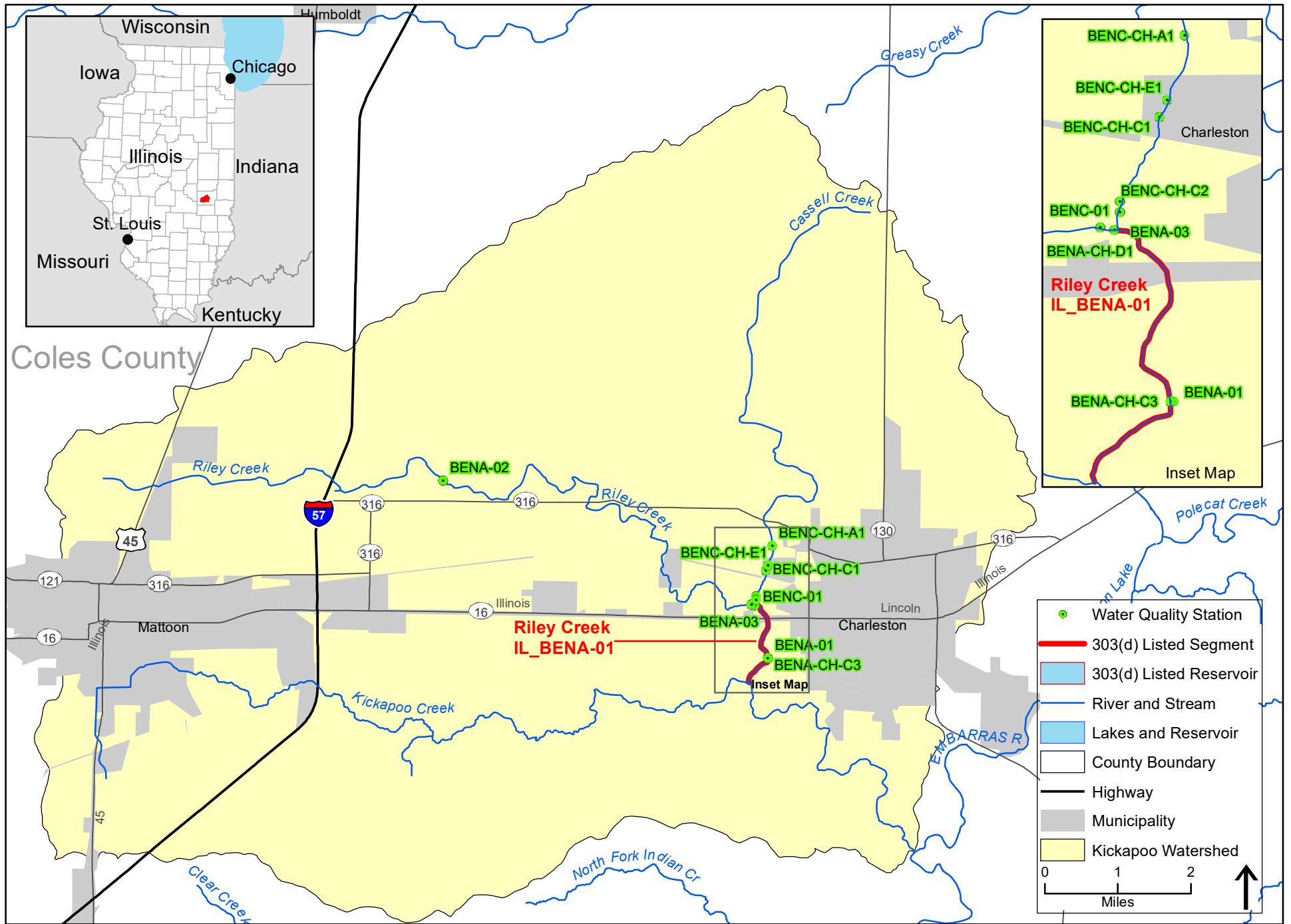
The impaired water body segment in the Kickapoo Creek watershed was presented in Section 1. The data summary provided in this section includes all available date ranges of collected data.

5.1.1 Stream Water Quality Data

One impaired stream segment within the Kickapoo Creek watershed is addressed in this report (shown on Figure 5-2). There is one water quality station on the impaired segment of Riley Creek (BENA-01), with data from 2001 through 2016. A total of two stations with available DO data exist on the segment of Riley Creek upstream of the impaired segment, and one additional station exists on Cassell Creek, which is also upstream of the impaired segment. The data summarized in this section include water quality data for the impaired constituent (DO) as well as parameters

¹ <https://www2.illinois.gov/epa/topics/water-quality/monitoring/Pages/river-and-stream.aspx>

² <https://www2.illinois.gov/epa/Documents/epa.state.il.us/water/water-quality/monitoring-strategy/monitoring-strategy-2015-2020.pdf>



DRAFT



Figure 5-1: Kickapoo Creek Watershed Water Quality Stations

that will likely be necessary for future modeling and analysis efforts. All historical water quality data for the impaired segment in the Kickapoo Creek watershed are available in Appendix C.

5.1.1.1 Dissolved Oxygen

Riley Creek segment BENA-01 is listed for impairment of the aquatic life use by low DO concentrations. **Table 5-1** summarizes available historical DO data on this segment. The general use water quality standard for DO provides seasonal instantaneous minimum and minimum weekly (7-day) average concentrations for DO in streams. The instantaneous minimum standards of 5.0 mg/L for March through July and 4.0 mg/L for August through February were used to identify exceedances. Since only one exceedance of the instantaneous standard was found, the dataset was also assessed for the 7-day average minimum standard of 6.25 mg/L for March through July and 4.5 mg/L for August through February. Only one exceedance was found using the 7-day average minimum standard as well.

Table 5-1 Existing Dissolved Oxygen Data for Riley Creek segment BENA-01

Illinois WQ Standard (mg/L)	Period of Record and Number of Data Points	Mean	Maximum	Minimum	Number of Exceedances	Sample Locations
5.0 ⁽¹⁾ , 4.0 ⁽²⁾	2001-2016; 34	7.3	10.3	3.8	1	BENA-01, BENA-02, BENA-03, BENC-01

⁽¹⁾ Instantaneous Minimum *March-July*

⁽²⁾ Instantaneous Minimum *August-February*

The summary of data presented in Table 5-1 reflects single samples from locations on the impaired segment and upstream of the impaired segment compared to the standard during the appropriate months. One exceedance was noted in the available dataset for Riley Creek segment BENA-01, representing three percent of available DO measurements. **Figure 5-2** shows the DO measurements collected over time at the impaired segment.

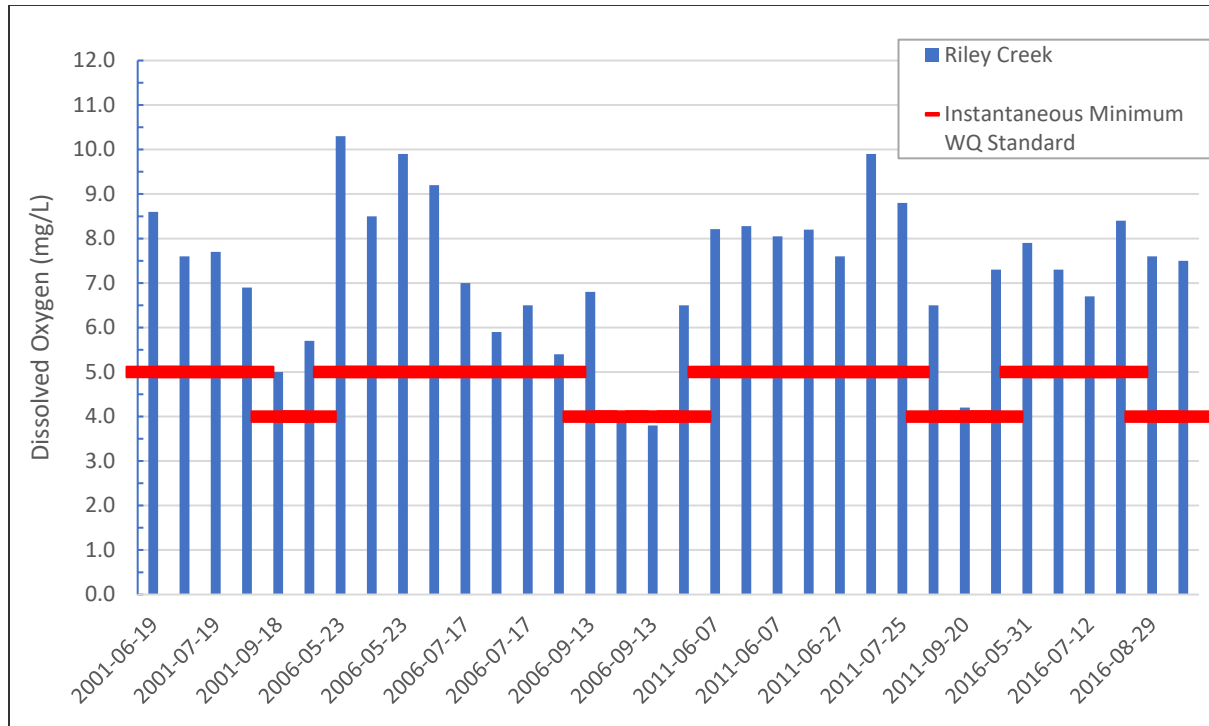


Figure 5-2: DO measurements and instantaneous minimum water quality standards in Riley Creek

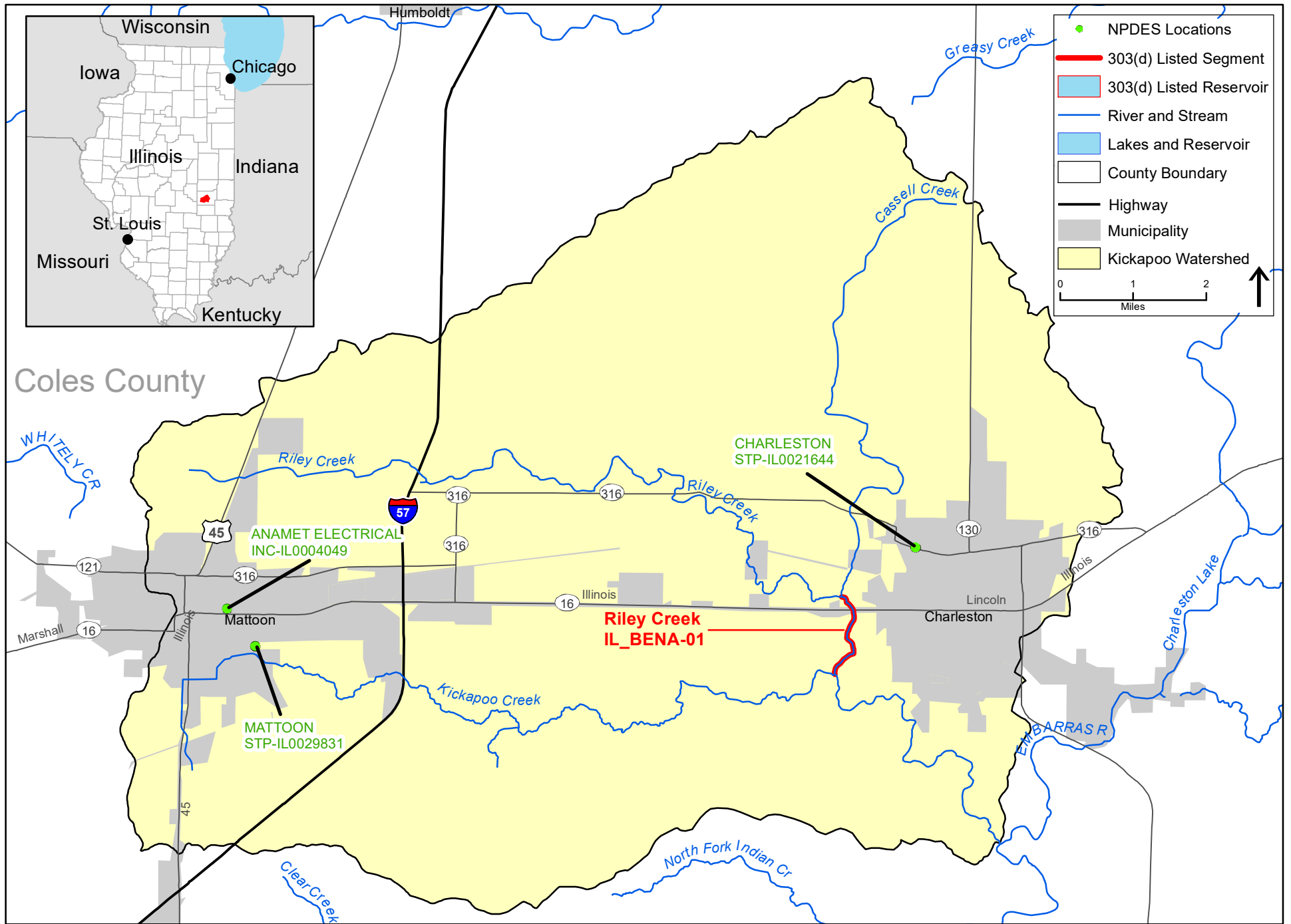
All DO samples occurred in the summer months, between May and September when temperatures are typically high. Stream flows are typically higher at the beginning of the summer, in May and June, and lower in July, August, and September. The one exceedance of the instantaneous minimum occurred in September when the 4.0 mg/L standard applies.

5.2 Point Sources

There is one active wastewater treatment plant that discharges upstream of the impaired segment. **Table 5-2** contains permit information for this point source while **Figure 5-3** shows the location of the facility. Permit limits and discharge monitoring reports will be analyzed and further detailed during Stage 3 TMDL development.

Table 5-2 Permitted Facilities Discharging to or Upstream of the Impaired Segment in the Kickapoo Creek Watershed

Facility ID	Facility Name	Design Average/Maximum Flow (mgd)	Receiving Water
IL0021644	CHARLESTON STP	3.3/6.0	Cassell Creek



DRAFT



Figure 5-3: Kickapoo Creek Watershed Major NPDES Discharge Locations

5.3 Nonpoint Sources

There are many potential nonpoint sources of pollutant loading to the impaired segment in the Kickapoo Creek watershed. This section will discuss site-specific cropping practices, animal operations, and area septic systems. Data were collected through communication with the local NRCS, Soil and Water Conservation Districts (SWCDs), and county health departments.

5.3.1 Crop Information

Approximately 66 percent of the land within the Kickapoo Creek watershed is devoted to agriculture. Of the agricultural lands, soybean and corn monocultures account for approximately 34 percent and 32 percent of the watershed, respectively. Tillage practices can be categorized as conventional till, reduced till, mulch till, and no till. The percentage of each tillage practice for corn, soybeans, and small grains by county are generated by the Illinois Department of Agriculture (IDA) from County Transect Surveys³. Data specific to the Kickapoo Creek watershed were not available; however, Coles County practices were available and are shown in **Table 5-3**.

Table 5-3 Tillage Practices in Coles County, Illinois

Tillage System	Corn		Soybean		Small Grain	
	2015	2018	2015	2018	2015	2018
Conventional	95.5%	76.2%	19.0%	16.4%	0.0%	0.0%
Reduced - Till	4.1%	21.2%	32.0%	34.6%	0.0%	0.0%
Mulch - Till	0.0%	2.6%	35.0%	38.3%	0.0%	0.0%
No - Till	0.4%	0.0%	14.0%	10.8%	0.0%	0.0%

According to the County Transect Survey summary report, fields planted conventionally leave less than 15% of the soil surfaced covered with crop residue after planting, while mulch-till leaves at least 30% of the residue from the previous crop remaining on the soil surface after being tilled and planted. Reduced-till falls between conventional and mulch (greater than 15% but less than 30%) and no-till practices leave the soil virtually undisturbed from harvest through planting. Residue is important because it shields the ground from the eroding effects of rain and helps retain moisture for crops. Data indicate a transition towards reduced and mulch tilling in Coles County over the past 5 years with reductions in conventional till practices. Erosion control practices can reduce the amount of sediment and nutrients entering a receiving water. Sedimentation and excess nutrients can both impact dissolved oxygen levels in streams.

Information on field tiling practices was also sought as field drains can influence the timing and amount of water delivered to area streams and reservoirs as well as deliver dissolved nutrients from fields to receiving waters. The local SWCD reported that the use of tile drainage is common and an estimated 80% of the agricultural land within the watershed likely utilizes tile drainage⁴.

5.3.2 Animal Operations

Information on commercial animal operations is available from the NASS. Knowing the number of animal units in a watershed is useful in TMDL development as grazing animals have the potential

³ <https://www2.illinois.gov/sites/agr/Resources/LandWater/Pages/Illinois-Soil-Conservation-Transect-Survey-Reports.aspx>

⁴ Spaniol, L. 2019, November 12. Soil and Water Conservation District – Coles County, Resource Conservationist. Email correspondence

to increase erosion and contribute nutrients through manure. Data specific to the Kickapoo Creek watershed were not available; however, the Coles County animal populations were reviewed and are presented in **Table 5-4**^{5,6}.

Table 5-4 Coles County Animal Population

Livestock Type	2012	2017	Percent Change
Cattle and Calves	2,875	4,007	39.4%
Beef	1,312	2,083	58.8%
Dairy	98	110	12.2%
Hogs and Pigs	(D)	9,219	--
Poultry	42	21	-50.0%
Sheep and Lambs	251	113	-55.0%
Horses and Ponies	447	230	-48.5%

(D) – Withheld to avoid disclosing data for individual farms

Communications with local SWCD officials have provided more watershed-specific details. In Coles County, which encompasses the entirety of the Kickapoo Creek watershed, SWCD officials stated that there are very few cattle operations, but that there are several small horse farms, as well as some goat hobby farms. Officials were not aware of any commercial poultry operations within the watershed, nor commercial hog production facilities, although there are likely some small hog production operations for personal consumption, 4-H, and/or Future Farmers of America (FFA)⁷. Any additional site-specific information that becomes available will be incorporated into the final TMDL.

5.3.3 Septic Systems

Many households in rural areas of Illinois that are not connected to municipal sewers make use of onsite sewage disposal systems, or septic systems. There are many types of septic systems, but the most common septic system is composed of a septic tank draining to a septic field, where nutrient removal occurs. However, the degree of nutrient removal is limited by soils and system upkeep and maintenance.

Across the U.S., septic systems have been found to be a significant source of phosphorous pollution which can contribute to low DO. Animal waste, urban runoff, and permitted point sources can also contribute. The information on the extent of sewer and non-sewered municipalities was obtained from the Coles County Health Department. Health department officials stated that the townships of Mattoon, Lafayette, and Charleston had 203, 814, and 781 permitted private septic systems, respectively. Of these townships, however, only the northern parts of Charleston likely flow into the impaired segment BENA-01 of Riley Creek. There was no information regarding septic systems outside of these townships, but given that these areas are rural, it is likely that septic systems are prevalent throughout the Kickapoo Creek watershed.

⁵https://www.nass.usda.gov/Publications/AgCensus/2017/Full_Report/Volume_1_Chapter_2_County_Level/Illinois/

⁶https://www.nass.usda.gov/Publications/AgCensus/2012/Full_Report/Volume_1_Chapter_2_County_Level/Illinois/

⁷ Spaniol, L. 2019, November 12. Soil and Water Conservation District – Coles County, Resource Conservationist. Email correspondence

5.4 Watershed Studies and Other Watershed Information

Previous efforts completed within the watershed are listed below, although this list may not be exhaustive. Reports will be reviewed, and data will be incorporated into Stage 3 where appropriate and relevant.

2002 – The Illinois State Water Survey (ISWS) conducted a two-year watershed monitoring study of the Kickapoo Creek watershed to assist the Embarras River Ecosystem Partnership-Conservation 2000 Ecosystem Program in establishing a baseline of hydrologic and water quality data to provide an understanding of the cumulative impacts of future best management practices (BMPs) to be implemented in the watershed. The study found that the Mattoon wastewater treatment plant contributes 27% of the flow of Kickapoo Creek at the gage that the study installed and ranged from 10 to 60% on a monthly basis⁸.

2009 – Section 319 grant funds, matched by a group of developers and the City of Bloomington, were used to develop an 88-acre park with a meandering stream and functioning floodplain corridor with wetlands, prairie, savanna, and forest components near a development in the Bloomington-Normal area in Central Illinois. The stream restoration was spurred because this area of the Kickapoo Creek watershed was listed as a “Biologically Significant Stream” with a count at the time of 51 fish species and 23 mussel species⁹.

2011 – The Embarras River Watershed Management Plan was developed by the City of Charleston, Illinois and the Embarras River Management Association and was created to update a similar plan that was written in 1996 to work towards restoring waters impaired by nonpoint sources of pollution. The Plan includes a Kickapoo Creek Subwatershed Implementation Plan that recommends projects such as detention basins, streambank stabilization, and wetland/floodplain restoration to combat issues such as erosion and excess nitrogen, phosphorus, and sediment loading¹⁰.

2012 – Section 319 funds were used near Charleston, Illinois to implement BMPs to reduce severe bank erosion and increase stream habitat. The project included the construction of two rock riffles and bank protection within 2,000 feet of Kickapoo Creek, as well as pre and post biological and geomorphological restoration monitoring¹¹.

2015 – The City of Bloomington, Illinois developed a wetland detention within a natural stream design for a residential development with Section 319 funding with the goal of capturing runoff to manage both quantity and quality of stormwater runoff¹².

⁸ <https://www.isws.illinois.edu/pubdoc/CR/ISWSCR2004-05.pdf>

⁹ <https://www.dnr.illinois.gov/conservation/IWAP/Documents/SWGReports/T-46%20D-1%20Final%20Kickapoo%20Creek%20Restoration%20Proj.pdf>

¹⁰ http://www.ccswcd.com/media/files/embarraswmp_final_version110111.pdf

¹¹ <https://www.dnr.illinois.gov/programs/NRDA/Documents/Vesuvius-KickapooCr319ProjectFinalReport6.29.12.pdf>

¹² https://319monitoring.wordpress.ncsu.edu/files/2016/05/il_kickapoo_profile.pdf

2018 – The Wetlands Research Institute and the Nature Conservancy launched a nutrient credit system near Peoria, Illinois in which nutrient runoff credits could be bought by treatment plants and other point source dischargers to reduce nitrogen and phosphorus runoff¹³.

¹³ <https://www.peoriomagazines.com/ibi/2018/sep/kickapoo-creek-its-distant-past-and-exceptionally-bright-future>

This page intentionally left blank.

Section 6

Approach to Developing TMDL and Identification of Data Needs

Illinois EPA is currently developing TMDLs for pollutants that have numeric water quality standards. The impaired stream segment in the Kickapoo Creek is impaired for DO, which has a numeric water quality standard. Refer to Table 1-1 for a list of potential causes of impairment.

6.1 Simple and Detailed Approaches for Developing TMDLs

The range of analyses used for developing TMDLs varies from simple to complex. Examples of a simple approach include mass-balance, load-duration, and simple watershed and receiving water models. Detailed approaches incorporate the use of complex watershed and receiving water models. Simplistic approaches typically require less data than detailed approaches. Establishing a link between pollutant loads and resulting water quality is one of the most important steps in developing a TMDL. As discussed above, this link can be established through a variety of techniques. The objective of the remainder of this section is to recommend approaches for establishing these links for the constituent of concern in the Kickapoo Creek watershed.

6.2 Additional Data Needs for TMDL Development in the Kickapoo Creek Watershed

Table 6-1 contains summary information regarding data availability for the impairment to be addressed by TMDLs in the Kickapoo Creek watershed. The available dataset for impairment on Riley Creek (BENA-01) shows that this segment is not impaired by low DO and it is recommended that this segment be removed from the 303(d) list for the aquatic life use impairment by low DO.

The available dataset to assess impairment of DO on Riley Creek (BENA-01) is generally sufficient for basic TMDL calculations and model development; however, since the current data indicate that there is no impairment of low DO on Riley Creek, then the segment should either be delisted as impaired or additional data collection is recommended. Specific data requirements would include a synoptic (snapshot in time) water quality survey of the reach with careful attention to the location of the point source dischargers. The surveys should include measurements of flow, hydraulics, DO, temperature, nutrients, sediment oxygen demand (SOD), and carbonaceous biochemical oxygen demand (CBOD). The collected data would be used to support the model development and parameterization and would lend significant confidence to the TMDL conclusions.

Table 6-1 Data Availability and Data Needs for TMDL Development in the Kickapoo Creek Watershed

Waterbody Name	Impairment	Period of Record	Data Points for Impairment Assessment	Additional Data Needs
Riley Creek (BENA-01)	Dissolved Oxygen	2001-2016	28	Additional DO data for impairment assessment; Synoptic data for flow, hydraulics, DO, temperature, nutrients, CBOD, and SOD

6.3 Approaches for Developing TMDLs for Stream Segments in Kickapoo Creek Watershed

6.3.1 Recommended Approach for Dissolved Oxygen TMDLs in Impaired Stream Segments

The recommended approach to TMDL development for DO impairments in streams is the development and parameterization of a series of QUAL2K models. QUAL2K is an updated spreadsheet-based version of the well-known and USEPA-supported QUAL2E model¹. The model simulates DO dynamics as a function of nitrogenous and CBOD, atmospheric re-aeration, SOD, and phytoplankton photosynthesis and respiration. The model also simulates the fate and transport of nutrients and BOD and the presence and abundance of phytoplankton (as chlorophyll-a). Stream hydrodynamics and temperature are important controlling parameters in the model. The model is suited to steady-state simulations. It is not anticipated that an additional watershed model will be needed to develop a DO TMDL for this stream. Additional data collection is recommended for Riley Creek.

¹ Brown, L.C. and Barnwell, T.O. 1987. The enhanced stream water quality models QUAL2E and QUAL2E-UNCAS: documentation and user manual. EPA-600-3-87-007, US Environmental Protection Agency, Athens, GA

Section 7

References

- Brown, L.C. and Barnwell, T.O. 1987. The enhanced stream water quality models QUAL2E and QUAL2E-UNCAS: documentation and user manual. EPA-600-3-87-007, US Environmental Protection Agency, Athens, GA.
- Ellis, Brian. 2018. Peoria Magazine. Kickapoo Creek: Its Distant Past and Exceptionally Bright Future. Retrieved from <https://www.peoriamagazines.com/ibi/2018/sep/kickapoo-creek-its-distant-past-and-exceptionally-bright-future>.
- EPA (Environmental Protection Agency). 2015a. Kickapoo Creek, Section 319, National Monitoring Program Project. Retrieved from https://319monitoring.wordpress.ncsu.edu/files/2016/05/il_kickapoo_profile.pdf.
- IDA (Illinois Department of Agriculture). 2018. Illinois Soil Conservation Transect Survey Reports. Retrieved from <https://www2.illinois.gov/sites/agr/Resources/LandWater/Pages/Illinois-Soil-Conservation-Transect-Survey-Reports.aspx>.
- IDA. 2015. Illinois Soil Conservation Transect Survey Reports. Retrieved from <https://www2.illinois.gov/sites/agr/Resources/LandWater/Pages/Illinois-Soil-Conservation-Transect-Survey-Reports.aspx>.
- IDNR (Illinois Department of Natural Resources). 2012. Kickapoo Creek Restoration Project, Charleston, Illinois: IEPA 319 Grant – Final Report Agreement Number 3190902. Retrieved from <https://www.dnr.illinois.gov/programs/NRDA/Documents/Vesuvius-KickapooCr319ProjectFinalReport6.29.12.pdf>.
- IEPA (Illinois Environmental Protection Agency). 2019. River and Stream. Retrieved from <https://www2.illinois.gov/epa/topics/water-quality/monitoring/Pages/river-and-stream.aspx>.
- IEPA. 2018. Illinois Integrated Water Quality Report and Section 303(d) List, 2018. Retrieved from <https://www2.illinois.gov/epa/topics/water-quality/watershed-management/tmdls/Documents/Draft-2018-Integrated-Report-11-14-2018.pdf>.
- IEPA. 2016. Illinois Integrated Water Quality Report and Section 303(d) List, 2016. Retrieved from <https://www2.illinois.gov/epa/Documents/iepa/water-quality/watershed-management/tmdls/2016/303-d-list/iwq-report-surface-water.pdf>.
- IEPA. 2014. Illinois Water Monitoring Strategy 2015 - 2020. Retrieved from <https://www2.illinois.gov/epa/Documents/epa.state.il.us/water/water-quality/monitoring-strategy/monitoring-strategy-2015-2020.pdf>.
- ILGA (Illinois General Assembly). 2015. Title 35: Environmental Protection, Subtitle C: Water Pollution, Chapter I: Pollution Control Board, Part 302: Water Quality Standards. Retrieved from <http://www.ilga.gov/commission/jcar/admincode/035/03500302sections.html>.

- Keefer, Laura. 2004. Sediment and Water Quality Monitoring for the Hurricane and Kickapoo Creek Watersheds, Coles and Cumberland Counties, Illinois. Prepared for Conservation 2000 – Embarras River Ecosystem Partnership. Retrieved from <https://www.isws.illinois.edu/pubdoc/CR/ISWSCR2004-05.pdf>.
- NOAA (National Oceanic and Atmosphere Administration). 2109. Mattoon Charleston Coles Co Airport, IL US, Station ID USW00053802. Retrieved from <https://www.ncdc.noaa.gov/cdo-web/datatools/findstation>.
- NRCS (Natural Resources Conservation Service). 2011. Updated T and K Factors – Q&A-Wisconsin. Retrieved from https://www.nrcs.usda.gov/Internet/FSE_DOCUMENTS/nrcs142p2_019867.pdf.
- NRCS. 2007. Part 630 Hydrology National Engineering Handbook: Hydrologic Soil Groups. United States Department of Agriculture. Retrieved from <http://directives.sc.egov.usda.gov/OpenNonWebContent.aspx?content=17757.wba>.
- Spaniol, L. 2019, November 12. Soil and Water Conservation District – Coles County, Resource Conservationist. Email correspondence.
- Thomas, T.D. 2009. Final Report: Kickapoo Creek Restoration Project – Phase 1. Submitted to IDNR. Retrieved from <https://www.dnr.illinois.gov/conservation/IWAP/Documents/SWGReports/T-46%20D-1%20Final%20Kickapoo%20Creek%20Restoration%20Proj.pdf>.
- U.S. Census Bureau (Census). 2015. TIGER 2015 Census Block Groups. Retrieved from <https://datagateway.nrcs.usda.gov/GDGOrder.aspx?order=QuickState#>.
- USDA (U.S. Department of Agriculture). 2018. National Agricultural Statistics Service: CropScape and Copland Data Layer. Last Modified 9/12/2019. https://www.nass.usda.gov/Research_and_Science/Cropland/Release/index.php
- USDA. 2017. Census of Agriculture: 2017 Census Volume 1, Chapter 2: County Level Data, Illinois. Retrieved from https://www.nass.usda.gov/Publications/AgCensus/2017/Full_Report/Volume_1,_Chapter_2_County_Level/Illinois/.
- USDA. 2012. Census of Agriculture: 2012 Census Volume 1, Chapter 2: County Level Data, Illinois. Retrieved from https://www.nass.usda.gov/Publications/AgCensus/2012/Full_Report/Volume_1,_Chapter_2_County_Level/Illinois/.
- USGS (U.S. Geological Survey). 2019. Streamflow Measurements for Illinois. Retrieved from <https://waterdata.usgs.gov/il/nwis/measurements>.
- V3 Companies, Ltd. 2011. Embarras River Watershed Management Plan: Champaign, Clark, Coles, Crawford, Cumberland, Douglas, Edgar, Effingham, Jasper, Lawrence, Richland and Vermillion Counties, Illinois. Retrieved from http://www.ccsxcd.com/media/files/embarraswmp_final_version110111.pdf.

Appendix A

Land Use Categories

This page intentionally left blank.

Table A-1: Kickapoo Creek TMDL Watershed Land Use

Land Cover Category	acres	Percent
Soybeans	22,057	33.7%
Corn	20,712	31.7%
Developed/Low Intensity	6,200	9.5%
Deciduous Forest	6,064	9.3%
Developed/Open Space	3,875	5.9%
Grass/Pasture	3,569	5.5%
Developed/Med Intensity	1,905	2.9%
Developed/High Intensity	591	0.9%
Open Water	160	0.2%
Double Crop Winter Wheat/Soybeans	100	0.2%
Other Hay/Non Alfalfa	63	0.1%
Winter Wheat	48	<0.1%
Alfalfa	35	<0.1%
Barren	28	<0.1%
Herbaceous Wetlands	17	<0.1%
Woody Wetlands	10	<0.1%
Sod/Grass Seed	1.3	<0.1%
Sorghum	0.9	<0.1%
Shrubland	0.3	<0.1%
Clover/Wildflowers	0.2	<0.1%
Evergreen Forest	0.2	<0.1%
Pumpkins	0.2	<0.1%
Grapes	0.1	<0.1%
Total	65,437	100%

Table A-2: Segment BENA-01 Subbasin Land Use

Land Cover Category	acres	Percentage
Soybeans	15,468	37.4%
Corn	15,259	36.9%
Developed/Low Intensity	3,721	9.0%
Developed/Open Space	2,155	5.2%
Deciduous Forest	1,477	3.6%
Grass/Pasture	1,471	3.6%
Developed/Medium Intensity	1,205	2.9%
Developed/High Intensity	410	1.0%
Open Water	96	0.2%
Winter Wheat	29	<0.1%
Double Crop Winter Wheat/Soybeans	26	<0.1%
Other Hay/Non Alfalfa	22	<0.1%
Barren	22	<0.1%
Herbaceous Wetlands	4.8	<0.1%
Alfalfa	3.1	<0.1%
Woody Wetlands	2.5	<0.1%
Sorghum	0.9	<0.1%
Evergreen Forest	0.2	<0.1%
Pumpkins	0.2	<0.1%
Total	41,371	100%

Appendix B

Soil Series Data

This page intentionally left blank.

MUKEY	MUSYM	Mapunit Name	Hydrologic Group - Dominant Condition	K-Factor Rock Free	Acres	Percent
1428391	152A	Drummer silty clay loam, 0 to 2 percent slopes	B/D	0.33	21,099	32.2%
1428407	481A	Raub silt loam, non-densic substratum, 0 to 2 percent slopes	B/D	0.34	10,387	15.9%
1428382	56B2	Dana silt loam, 2 to 5 percent slopes, eroded	C	0.38	5,797	8.9%
1428398	291B	Xenia silt loam, Bloomington Ridged Plain, 2 to 5 percent slopes	C	0.4	4,855	7.4%
1428403	348B	Wingate silt loam, 2 to 5 percent slopes	C	0.38	3,700	5.6%
1428408	496A	Fincastle silt loam, udic moisture class, 0 to 2 percent slopes	C/D	0.42	3,143	4.8%
1428404	353A	Toronto silt loam, Bloomington Ridged Plain, 0 to 2 percent slopes	B/D	0.4	2,674	4.1%
1547460	618C2	Senachwine silt loam, 5 to 10 percent slopes, eroded	C	0.39	2,436	3.7%
1547456	618F	Senachwine silt loam, 18 to 35 percent slopes	C	0.38	1,615	2.5%
1428381	56B	Dana silt loam, 2 to 5 percent slopes	C	0.36	1,526	2.3%
1547462	618G	Senachwine silt loam, 35 to 60 percent slopes	C	0.39	1,475	2.3%
1428406	3451cA	Lawson silt loam, cool mesic, 0 to 2 percent slopes, frequently flooded	B/D	0.42	1,302	2.0%
1428399	3304A	Landes fine sandy loam, 0 to 2 percent slopes, frequently flooded	A	0.21	1,261	1.9%
1428409	533	Urban land	<Null>	<Null>	847	1.3%
1428401	322C2	Russell silt loam, Bloomington Ridged Plain, 5 to 10 percent slopes, eroded	B	0.36	592	0.9%
1547465	668B2	Somonauk silt loam, 2 to 5 percent slopes, eroded	C	0.33	358	0.5%
1428400	322B	Russell silt loam, Bloomington Ridged Plain, 2 to 5 percent slopes	B	0.4	342	0.5%
1428392	244A	Hartsburg silty clay loam, 0 to 2 percent slopes	B/D	0.4	244	0.4%
1428393	154A	Flanagan silt loam, 0 to 2 percent slopes	C/D	0.39	218	0.3%
1428419	W	Water	<Null>	<Null>	203	0.3%
1428416	3107A	Sawmill silty clay loam, 0 to 2 percent slopes, frequently flooded	B/D	0.39	191	0.3%
1428413	871B	Lenzburg gravelly loam, 1 to 5 percent slopes	C	0.36	160	0.2%
1547458	618D2	Senachwine silt loam, 10 to 18 percent slopes, eroded	C	0.39	146	0.2%
1428402	330A	Peotone silty clay loam, 0 to 2 percent slopes	C/D	0.31	145	0.2%
1547470	3424A	Shoals silt loam, 0 to 2 percent slopes, frequently flooded	B/D	0.43	130	0.2%
1428411	570C2	Martinsville loam, 5 to 10 percent slopes, eroded	B	0.32	128	0.2%
1428387	7373B	Camden silt loam, sandy substratum, 2 to 5 percent slopes, rarely flooded	C	0.35	126	0.2%
1428415	3073A	Ross silt loam, 0 to 2 percent slopes, frequently flooded	B	0.26	78	0.1%
1428414	871D	Lenzburg loam, 7 to 20 percent slopes	C	0.36	62	0.1%
1547459	618C3	Senachwine clay loam, 5 to 10 percent slopes, severely eroded	C	0.37	41	0.1%
1428417	3226A	Wirt silt loam, 0 to 2 percent slopes, frequently flooded	B	0.43	41	0.1%
1547463	830	Landfill	<Null>	<Null>	39	0.1%
1428386	7132A	Starks silt loam, 0 to 2 percent slopes, rarely flooded	C/D	0.36	30	0.0%
1547472	M-W	Miscellaneous water	<Null>	<Null>	29	0.0%
1547471	7570B	Martinsville silt loam, 2 to 5 percent slopes, rarely flooded	B	0.35	25	0.0%
1428395	219A	Millbrook silt loam, 0 to 2 percent slopes	C/D	0.32	16	0.0%
1603180	132A	Starks silt loam, 0 to 2 percent slopes	C/D	0.37	16	0.0%
1428418	3284A	Tice silty clay loam, 0 to 2 percent slopes, frequently flooded	B/D	0.4	9	0.0%
1547457	618D3	Senachwine clay loam, 10 to 18 percent slopes, severely eroded	C	0.38	6	0.0%
1547466	722A	Drummer-Milford silty clay loams, 0 to 2 percent slopes	B/D	0.34	0	0.0%
		Total			65,493	

Hydrologic Group - Dominant Condition	Acres	Percent
<Null>	1,119	1.7%
A	1,261	1.9%
B	1,206	1.8%
B/D	36,037	55.0%
C	22,303	34.1%
C/D	3,567	5.4%
Total	65,493	100.0%

This page intentionally left blank

Appendix C

Water Quality Data

This page intentionally left blank.

StationCode	WaterbodyName	CollectionDate	Analyte	SampleFraction	ResultUnits	Qualifier	MethodDetectionLimit
BENA-01	RILEY CREEK	8/29/2016	Chlorophyll b	Total		ug/l	ND
BENA-01	RILEY CREEK	8/29/2016	Chlorophyll a, uncorrected for pheophytin	Total	5.36	ug/l	
BENA-01	RILEY CREEK	8/29/2016	Chlorophyll a, corrected for pheophytin	Total	4.67	ug/l	
BENA-03	RILEY CREEK	8/29/2016	Chlorophyll a, corrected for pheophytin	Total	2.1	ug/l	
BENA-03	RILEY CREEK	8/29/2016	Pheophytin a	Total	1.68	ug/l	
BEN-01	KICKAPOO CREEK	8/29/2016	Chlorophyll a, corrected for pheophytin	Total	3.2	ug/l	
BEN-01	KICKAPOO CREEK	8/29/2016	Chlorophyll a, uncorrected for pheophytin	Total	3.65	ug/l	
BEN-01	KICKAPOO CREEK	8/29/2016	Chlorophyll b	Total		ug/l	ND
BEN-01	KICKAPOO CREEK	8/29/2016	Chlorophyll c	Total		ug/l	ND
BEN-01	KICKAPOO CREEK	8/29/2016	Pheophytin a	Total	0.53	ug/l	
BENA-01	RILEY CREEK	8/29/2016	Chlorophyll c	Total		ug/l	ND
BENA-01	RILEY CREEK	8/29/2016	Pheophytin a	Total	0.85	ug/l	
BENA-03	RILEY CREEK	8/29/2016	Chlorophyll b	Total		ug/l	ND
BENA-03	RILEY CREEK	8/29/2016	Chlorophyll a, uncorrected for pheophytin	Total	3.2	ug/l	
BENA-03	RILEY CREEK	8/29/2016	Chlorophyll c	Total		ug/l	ND
BENA-03	RILEY CREEK	8/29/2016	Temperature, sample			5 deg C	
BENA-01	RILEY CREEK	8/29/2016	Temperature, sample			5 deg C	
BEN-01	KICKAPOO CREEK	8/29/2016	Temperature, sample			5 deg C	
BENA-01	RILEY CREEK	8/29/2016	Cadmium	Dissolved		ug/l	ND
BENA-01	RILEY CREEK	8/29/2016	Calcium	Dissolved	58700	ug/l	
BENA-01	RILEY CREEK	8/29/2016	Boron	Dissolved	92.4	ug/l	
BENA-01	RILEY CREEK	8/29/2016	Barium	Dissolved	52	ug/l	
BENA-01	RILEY CREEK	8/29/2016	Phosphorus	Dissolved	0.529	mg/l	
BENA-01	RILEY CREEK	8/29/2016	Inorganic nitrogen (nitrate and nitrite)	Total	4.12	mg/l	
BENA-01	RILEY CREEK	8/29/2016	Chromium	Dissolved		ug/l	ND
BENA-01	RILEY CREEK	8/29/2016	Arsenic	Total	1.65	ug/l	J
BENA-01	RILEY CREEK	8/29/2016	Nickel	Dissolved		ug/l	ND
BENA-01	RILEY CREEK	8/29/2016	Zinc	Total	8.4	ug/l	
BENA-01	RILEY CREEK	8/29/2016	Vanadium	Total		ug/l	ND
BENA-01	RILEY CREEK	8/29/2016	Selenium	Total		ug/l	ND
BENA-01	RILEY CREEK	8/29/2016	Cobalt	Dissolved		ug/l	ND
BENA-01	RILEY CREEK	8/29/2016	Copper	Dissolved	1.87	ug/l	J
BENA-01	RILEY CREEK	8/29/2016	Iron	Dissolved	16.2	ug/l	J
BENA-01	RILEY CREEK	8/29/2016	Lead	Dissolved		ug/l	ND
BENA-01	RILEY CREEK	8/29/2016	Vanadium	Dissolved		ug/l	ND
BENA-01	RILEY CREEK	8/29/2016	Manganese	Dissolved	27.5	ug/l	
BENA-01	RILEY CREEK	8/29/2016	Potassium	Dissolved	3360	ug/l	
BENA-01	RILEY CREEK	8/29/2016	Silver	Dissolved		ug/l	ND
BENA-01	RILEY CREEK	8/29/2016	Sodium	Dissolved	17900	ug/l	
BENA-01	RILEY CREEK	8/29/2016	Strontium	Dissolved	115	ug/l	
BENA-01	RILEY CREEK	8/29/2016	Strontium	Total	128	ug/l	
BENA-01	RILEY CREEK	8/29/2016	Cadmium	Total		ug/l	ND
BENA-01	RILEY CREEK	8/29/2016	Arsenic	Dissolved		ug/l	ND
BENA-01	RILEY CREEK	8/29/2016	Zinc	Dissolved	4.49	ug/l	J
BENA-01	RILEY CREEK	8/29/2016	Magnesium	Dissolved	21300	ug/l	
BENA-01	RILEY CREEK	8/29/2016	Boron	Total	101	ug/l	
BENA-01	RILEY CREEK	8/29/2016	Phosphorus	Total	0.571	mg/l	
BENA-01	RILEY CREEK	8/29/2016	Ammonia-nitrogen	Total		mg/l	ND
BENA-01	RILEY CREEK	8/29/2016	Phenols	Total	3.27	ug/l	J
BENA-01	RILEY CREEK	8/29/2016	Chloride	Total	30	mg/l	
BENA-01	RILEY CREEK	8/29/2016	Fluoride	Total	0.2	mg/l	
BENA-01	RILEY CREEK	8/29/2016	Sulfate	Total	16.8	mg/l	
BENA-01	RILEY CREEK	8/29/2016	Total suspended solids			15 mg/l	
BENA-01	RILEY CREEK	8/29/2016	Volatile suspended solids			mg/l	ND
BENA-01	RILEY CREEK	8/29/2016	Kjeldahl nitrogen	Total	0.64	mg/l	
BENA-01	RILEY CREEK	8/29/2016	Alkalinity, total			211 mg/l	
BENA-01	RILEY CREEK	8/29/2016	Organic carbon	Total	4.4	mg/l	
BENA-01	RILEY CREEK	8/29/2016	Aluminum	Total	190	ug/l	
BENA-01	RILEY CREEK	8/29/2016	Chromium	Total		ug/l	ND
BENA-01	RILEY CREEK	8/29/2016	Beryllium	Total		ug/l	ND
BENA-01	RILEY CREEK	8/29/2016	Sodium	Total	18800	ug/l	
BEN-01	KICKAPOO CREEK	8/29/2016	Barium	Total	52.3	ug/l	
BENA-01	RILEY CREEK	8/29/2016	Calcium	Total	61100	ug/l	
BENA-01	RILEY CREEK	8/29/2016	Selenium	Dissolved		ug/l	ND
BENA-01	RILEY CREEK	8/29/2016	Cobalt	Total	0.82	ug/l	J
BENA-01	RILEY CREEK	8/29/2016	Copper	Total	1.55	ug/l	J
BENA-01	RILEY CREEK	8/29/2016	Hardness, Ca, Mg			245000 ug/l	C
BENA-01	RILEY CREEK	8/29/2016	Iron	Total	362	ug/l	
BENA-01	RILEY CREEK	8/29/2016	Lead	Total		ug/l	ND
BENA-01	RILEY CREEK	8/29/2016	Magnesium	Total	22500	ug/l	
BENA-01	RILEY CREEK	8/29/2016	Manganese	Total	54.2	ug/l	
BENA-01	RILEY CREEK	8/29/2016	Nickel	Total		ug/l	ND
BENA-01	RILEY CREEK	8/29/2016	Potassium	Total	3590	ug/l	
BENA-01	RILEY CREEK	8/29/2016	Silver	Total		ug/l	ND

StationCode	WaterbodyName	CollectionDate	Analyte	SampleFraction	ResultUnits	Qualifier	MethodDetectionLimit
BENA-01	RILEY CREEK	8/29/2016	Barium	Total	58.5 ug/l		
BEN-01	KICKAPOO CREEK	8/29/2016	Iron	Dissolved	13.9 ug/l	J	
BEN-01	KICKAPOO CREEK	8/29/2016	Zinc	Total	7.63 ug/l		
BEN-01	KICKAPOO CREEK	8/29/2016	Arsenic	Total	1.77 ug/l	J	
BEN-01	KICKAPOO CREEK	8/29/2016	Selenium	Total	ug/l		ND
BEN-01	KICKAPOO CREEK	8/29/2016	Inorganic nitrogen (nitrate and nitrite)	Total	4.11 mg/l		
BEN-01	KICKAPOO CREEK	8/29/2016	Phosphorus	Dissolved	0.549 mg/l		
BEN-01	KICKAPOO CREEK	8/29/2016	Aluminum	Dissolved	ug/l		ND
BEN-01	KICKAPOO CREEK	8/29/2016	Barium	Dissolved	49.1 ug/l		
BEN-01	KICKAPOO CREEK	8/29/2016	Beryllium	Dissolved	ug/l		ND
BEN-01	KICKAPOO CREEK	8/29/2016	Boron	Dissolved	106 ug/l		
BEN-01	KICKAPOO CREEK	8/29/2016	Cadmium	Dissolved	ug/l		ND
BEN-01	KICKAPOO CREEK	8/29/2016	Calcium	Dissolved	55700 ug/l		
BEN-01	KICKAPOO CREEK	8/29/2016	Chromium	Dissolved	ug/l		ND
BEN-01	KICKAPOO CREEK	8/29/2016	Organic carbon	Total	4.11 mg/l		
BEN-01	KICKAPOO CREEK	8/29/2016	Copper	Dissolved	2.17 ug/l	J	
BEN-01	KICKAPOO CREEK	8/29/2016	Sodium	Total	18900 ug/l		
BEN-01	KICKAPOO CREEK	8/29/2016	Lead	Dissolved	4.61 ug/l	J	
BEN-01	KICKAPOO CREEK	8/29/2016	Magnesium	Dissolved	19700 ug/l		
BEN-01	KICKAPOO CREEK	8/29/2016	Manganese	Dissolved	25.1 ug/l		
BEN-01	KICKAPOO CREEK	8/29/2016	Nickel	Dissolved	0.71 ug/l	J	
BEN-01	KICKAPOO CREEK	8/29/2016	Potassium	Dissolved	3540 ug/l		
BEN-01	KICKAPOO CREEK	8/29/2016	Silver	Dissolved	ug/l		ND
BEN-01	KICKAPOO CREEK	8/29/2016	Sodium	Dissolved	18800 ug/l		
BEN-01	KICKAPOO CREEK	8/29/2016	Strontium	Dissolved	111 ug/l		
BEN-01	KICKAPOO CREEK	8/29/2016	Vanadium	Dissolved	ug/l		ND
BEN-01	KICKAPOO CREEK	8/29/2016	Zinc	Dissolved	5.3 ug/l		
BEN-01	KICKAPOO CREEK	8/29/2016	Arsenic	Dissolved	1.88 ug/l	J	
BEN-01	KICKAPOO CREEK	8/29/2016	Selenium	Dissolved	ug/l		ND
BEN-01	KICKAPOO CREEK	8/29/2016	Cobalt	Dissolved	1.15 ug/l	J	
BEN-01	KICKAPOO CREEK	8/29/2016	Cadmium	Total	ug/l		ND
BEN-01	KICKAPOO CREEK	8/29/2016	Ammonia-nitrogen	Total	mg/l		ND
BEN-01	KICKAPOO CREEK	8/29/2016	Phenols	Total	3 ug/l	J	
BEN-01	KICKAPOO CREEK	8/29/2016	Chloride	Total	29.6 mg/l		
BEN-01	KICKAPOO CREEK	8/29/2016	Fluoride	Total	0.18 mg/l		
BEN-01	KICKAPOO CREEK	8/29/2016	Sulfate	Total	17.7 mg/l		
BEN-01	KICKAPOO CREEK	8/29/2016	Total suspended solids		14 mg/l		
BEN-01	KICKAPOO CREEK	8/29/2016	Volatile suspended solids		mg/l		ND
BEN-01	KICKAPOO CREEK	8/29/2016	Kjeldahl nitrogen	Total	0.63 mg/l		
BEN-01	KICKAPOO CREEK	8/29/2016	Alkalinity, total		195 mg/l		
BENA-03	RILEY CREEK	8/29/2016	Selenium	Dissolved	ug/l		ND
BEN-01	KICKAPOO CREEK	8/29/2016	Aluminum	Total	166 ug/l		
BENA-01	RILEY CREEK	8/29/2016	Aluminum	Dissolved	ug/l		ND
BEN-01	KICKAPOO CREEK	8/29/2016	Vanadium	Total	ug/l		ND
BEN-01	KICKAPOO CREEK	8/29/2016	Boron	Total	109 ug/l		
BEN-01	KICKAPOO CREEK	8/29/2016	Strontium	Total	120 ug/l		
BEN-01	KICKAPOO CREEK	8/29/2016	Calcium	Total	56800 ug/l		
BEN-01	KICKAPOO CREEK	8/29/2016	Chromium	Total	ug/l		ND
BEN-01	KICKAPOO CREEK	8/29/2016	Cobalt	Total	0.88 ug/l	J	
BEN-01	KICKAPOO CREEK	8/29/2016	Copper	Total	ug/l		ND
BEN-01	KICKAPOO CREEK	8/29/2016	Hardness, Ca, Mg		225000 ug/l		C
BEN-01	KICKAPOO CREEK	8/29/2016	Iron	Total	318 ug/l		
BEN-01	KICKAPOO CREEK	8/29/2016	Lead	Total	ug/l		ND
BEN-01	KICKAPOO CREEK	8/29/2016	Magnesium	Total	20100 ug/l		
BEN-01	KICKAPOO CREEK	8/29/2016	Manganese	Total	45 ug/l		
BEN-01	KICKAPOO CREEK	8/29/2016	Nickel	Total	0.73 ug/l	J	
BEN-01	KICKAPOO CREEK	8/29/2016	Potassium	Total	3540 ug/l		
BEN-01	KICKAPOO CREEK	8/29/2016	Silver	Total	ug/l		ND
BEN-01	KICKAPOO CREEK	8/29/2016	Phosphorus	Total	0.602 mg/l		
BEN-01	KICKAPOO CREEK	8/29/2016	Beryllium	Total	ug/l		ND
BENA-01	RILEY CREEK	8/29/2016	Beryllium	Dissolved	ug/l		ND
BENA-03	RILEY CREEK	8/29/2016	Arsenic	Dissolved	ug/l		ND
BENA-03	RILEY CREEK	8/29/2016	Cobalt	Dissolved	ug/l		ND
BENA-03	RILEY CREEK	8/29/2016	Strontium	Total	139 ug/l		
BENA-03	RILEY CREEK	8/29/2016	Vanadium	Total	ug/l		ND
BENA-03	RILEY CREEK	8/29/2016	Zinc	Total	ug/l		ND
BENA-03	RILEY CREEK	8/29/2016	Arsenic	Total	1.78 ug/l	J	
BENA-03	RILEY CREEK	8/29/2016	Selenium	Total	ug/l		ND
BENA-03	RILEY CREEK	8/29/2016	Inorganic nitrogen (nitrate and nitrite)	Total	2.9 mg/l		
BENA-03	RILEY CREEK	8/29/2016	Phosphorus	Dissolved	0.137 mg/l		
BENA-03	RILEY CREEK	8/29/2016	Aluminum	Dissolved	ug/l		ND
BENA-03	RILEY CREEK	8/29/2016	Barium	Dissolved	64.3 ug/l		
BENA-03	RILEY CREEK	8/29/2016	Beryllium	Dissolved	ug/l		ND
BENA-03	RILEY CREEK	8/29/2016	Boron	Dissolved	54.8 ug/l		

StationCode	WaterbodyName	CollectionDate	Analyte	SampleFraction	ResultUnits	Qualifier	MethodDetectionLimit
BENA-03	RILEY CREEK	8/29/2016	Cadmium	Dissolved		ug/l	ND
BENA-03	RILEY CREEK	8/29/2016	Sodium	Total	10200	ug/l	
BENA-03	RILEY CREEK	8/29/2016	Chromium	Dissolved		ug/l	ND
BENA-03	RILEY CREEK	8/29/2016	Sodium	Dissolved	9540	ug/l	
BENA-03	RILEY CREEK	8/29/2016	Copper	Dissolved		ug/l	ND
BENA-03	RILEY CREEK	8/29/2016	Iron	Dissolved	15.6	ug/l	J
BENA-03	RILEY CREEK	8/29/2016	Lead	Dissolved		ug/l	ND
BENA-03	RILEY CREEK	8/29/2016	Magnesium	Dissolved	23600	ug/l	
BENA-03	RILEY CREEK	8/29/2016	Manganese	Dissolved	32.3	ug/l	
BENA-03	RILEY CREEK	8/29/2016	Nickel	Dissolved		ug/l	ND
BENA-03	RILEY CREEK	8/29/2016	Potassium	Dissolved	2280	ug/l	
BENA-03	RILEY CREEK	8/29/2016	Silver	Dissolved		ug/l	ND
BENA-03	RILEY CREEK	8/29/2016	Strontium	Dissolved	126	ug/l	
BENA-03	RILEY CREEK	8/29/2016	Zinc	Dissolved		ug/l	ND
BENA-03	RILEY CREEK	8/29/2016	Calcium	Dissolved	64700	ug/l	
BENA-03	RILEY CREEK	8/29/2016	Alkalinity, total		237	mg/l	
BENA-03	RILEY CREEK	8/29/2016	Vanadium	Dissolved		ug/l	ND
BENA-03	RILEY CREEK	8/29/2016	Ammonia-nitrogen	Total		mg/l	ND
BENA-03	RILEY CREEK	8/29/2016	Chloride	Total	20.3	mg/l	
BENA-03	RILEY CREEK	8/29/2016	Phosphorus	Total	0.168	mg/l	
BENA-03	RILEY CREEK	8/29/2016	Fluoride	Total	0.17	mg/l	
BENA-03	RILEY CREEK	8/29/2016	Sulfate	Total	12.8	mg/l	
BENA-03	RILEY CREEK	8/29/2016	Total suspended solids		15	mg/l	
BENA-03	RILEY CREEK	8/29/2016	Silver	Total	0.75	ug/l	J
BENA-03	RILEY CREEK	8/29/2016	Kjeldahl nitrogen	Total	0.5	mg/l	
BENA-03	RILEY CREEK	8/29/2016	Phenols	Total	3.19	ug/l	J
BENA-03	RILEY CREEK	8/29/2016	Organic carbon	Total	4.26	mg/l	
BENA-03	RILEY CREEK	8/29/2016	Aluminum	Total	197	ug/l	
BENA-03	RILEY CREEK	8/29/2016	Barium	Total	72	ug/l	
BENA-03	RILEY CREEK	8/29/2016	Manganese	Total	63.1	ug/l	
BENA-03	RILEY CREEK	8/29/2016	Potassium	Total	2390	ug/l	
BENA-03	RILEY CREEK	8/29/2016	Volatile suspended solids			mg/l	ND
BENA-03	RILEY CREEK	8/29/2016	Nickel	Total		ug/l	ND
BENA-03	RILEY CREEK	8/29/2016	Beryllium	Total		ug/l	ND
BENA-03	RILEY CREEK	8/29/2016	Magnesium	Total	24900	ug/l	
BENA-03	RILEY CREEK	8/29/2016	Lead	Total		ug/l	ND
BENA-03	RILEY CREEK	8/29/2016	Iron	Total	376	ug/l	
BENA-03	RILEY CREEK	8/29/2016	Copper	Total		ug/l	ND
BENA-03	RILEY CREEK	8/29/2016	Cobalt	Total	0.88	ug/l	J
BENA-03	RILEY CREEK	8/29/2016	Chromium	Total		ug/l	ND
BENA-03	RILEY CREEK	8/29/2016	Calcium	Total	67100	ug/l	
BENA-03	RILEY CREEK	8/29/2016	Cadmium	Total		ug/l	ND
BENA-03	RILEY CREEK	8/29/2016	Hardness, Ca, Mg		270000	ug/l	C
BENA-03	RILEY CREEK	8/29/2016	Boron	Total	59.9	ug/l	
BEN-01	KICKAPOO CREEK	8/29/2016	Dissolved oxygen (DO)		7.6	mg/l	
BEN-01	KICKAPOO CREEK	8/29/2016	Temperature, air		28	deg C	
BEN-01	KICKAPOO CREEK	8/29/2016	Specific conductance		500	umho/cm	
BEN-01	KICKAPOO CREEK	8/29/2016	pH		8	None	
BEN-01	KICKAPOO CREEK	8/29/2016	Dissolved oxygen saturation		92	%	
BEN-01	KICKAPOO CREEK	8/29/2016	Temperature, water		25.2	deg C	
BEN-01	KICKAPOO CREEK	8/29/2016	Turbidity		12.5	NTU	
BENA-01	RILEY CREEK	8/29/2016	Temperature, air		28	deg C	
BENA-03	RILEY CREEK	8/29/2016	Turbidity		13.1	NTU	
BENA-01	RILEY CREEK	8/29/2016	pH		8	None	
BENA-03	RILEY CREEK	8/29/2016	Temperature, water		23.7	deg C	
BENA-03	RILEY CREEK	8/29/2016	Temperature, air		27	deg C	
BENA-03	RILEY CREEK	8/29/2016	Specific conductance		507	umho/cm	
BENA-03	RILEY CREEK	8/29/2016	pH		8	None	
BENA-03	RILEY CREEK	8/29/2016	Dissolved oxygen saturation		89	%	
BENA-01	RILEY CREEK	8/29/2016	Dissolved oxygen saturation		91	%	
BENA-03	RILEY CREEK	8/29/2016	Dissolved oxygen (DO)		7.5	mg/l	
BENA-01	RILEY CREEK	8/29/2016	Dissolved oxygen (DO)		7.6	mg/l	
BENA-01	RILEY CREEK	8/29/2016	Specific conductance		524	umho/cm	
BENA-01	RILEY CREEK	8/29/2016	Temperature, water		24	deg C	
BENA-01	RILEY CREEK	8/29/2016	Turbidity		14.7	NTU	
BENA-01	RILEY CREEK	8/1/2016	Volatile suspended solids			mg/l	ND
BENA-01	RILEY CREEK	8/1/2016	Phosphorus	Total	1.51	mg/l	
BENA-01	RILEY CREEK	8/1/2016	Kjeldahl nitrogen	Total	0.76	mg/l	
BENA-01	RILEY CREEK	8/1/2016	Ammonia-nitrogen	Total		mg/l	ND
BENA-01	RILEY CREEK	8/1/2016	Inorganic nitrogen (nitrate and nitrite)	Total	11.1	mg/l	
BEN-01	KICKAPOO CREEK	8/1/2016	Ammonia-nitrogen	Total		mg/l	ND
BEN-01	KICKAPOO CREEK	8/1/2016	Temperature, sample		3	deg C	
BENA-01	RILEY CREEK	8/1/2016	Temperature, sample		3	deg C	
BENA-01	RILEY CREEK	8/1/2016	Total suspended solids		6	mg/l	

StationCode	WaterbodyName	CollectionDate	Analyte	SampleFraction	ResultUnits	Qualifier	MethodDetectionLimit
BEN-01	KICKAPOO CREEK	8/1/2016	Inorganic nitrogen (nitrate and nitrite)	Total	7.55	mg/l	
BEN-01	KICKAPOO CREEK	8/1/2016	Total suspended solids		6	mg/l	
BEN-01	KICKAPOO CREEK	8/1/2016	Volatile suspended solids			mg/l	ND
BEN-01	KICKAPOO CREEK	8/1/2016	Phosphorus	Total	1.1	mg/l	
BEN-01	KICKAPOO CREEK	8/1/2016	Kjeldahl nitrogen	Total	0.71	mg/l	
BENA-03	RILEY CREEK	7/13/2016	Calcium	Total	72200	ug/l	
BENA-03	RILEY CREEK	7/13/2016	Strontium	Total	178	ug/l	
BENA-03	RILEY CREEK	7/13/2016	Sodium	Total	15000	ug/l	
BENA-03	RILEY CREEK	7/13/2016	Silver	Total	0.99	ug/l	J
BENA-03	RILEY CREEK	7/13/2016	Nickel	Total	0.86	ug/l	J
BENA-03	RILEY CREEK	7/13/2016	Magnesium	Total	30500	ug/l	
BENA-03	RILEY CREEK	7/13/2016	Lead	Total		ug/l	ND
BENA-03	RILEY CREEK	7/13/2016	Iron	Total	672	ug/l	
BENA-03	RILEY CREEK	7/13/2016	Hardness, Ca, Mg		306000	ug/l	C
BENA-03	RILEY CREEK	7/13/2016	Copper	Total		ug/l	ND
BEN-01	KICKAPOO CREEK	7/13/2016	Nickel	Dissolved	1.26	ug/l	J
BENA-03	RILEY CREEK	7/13/2016	Chromium	Total		ug/l	ND
BENA-03	RILEY CREEK	7/13/2016	Selenium	Total		ug/l	ND
BENA-03	RILEY CREEK	7/13/2016	Cadmium	Total		ug/l	ND
BENA-03	RILEY CREEK	7/13/2016	Boron	Total	70.4	ug/l	
BENA-03	RILEY CREEK	7/13/2016	Beryllium	Total		ug/l	ND
BENA-03	RILEY CREEK	7/13/2016	Barium	Total	81.2	ug/l	
BENA-03	RILEY CREEK	7/13/2016	Aluminum	Total	238	ug/l	
BEN-01	KICKAPOO CREEK	7/13/2016	Zinc	Dissolved		ug/l	ND
BEN-01	KICKAPOO CREEK	7/13/2016	Strontium	Dissolved	132	ug/l	
BEN-01	KICKAPOO CREEK	7/13/2016	Sodium	Dissolved	28600	ug/l	
BEN-01	KICKAPOO CREEK	7/13/2016	Silver	Dissolved		ug/l	ND
BENA-03	RILEY CREEK	7/13/2016	Copper	Dissolved		ug/l	ND
BENA-03	RILEY CREEK	7/13/2016	Cobalt	Total	0.8	ug/l	J
BENA-03	RILEY CREEK	7/13/2016	Kjeldahl nitrogen	Total	0.52	mg/l	
BENA-03	RILEY CREEK	7/13/2016	Cobalt	Dissolved		ug/l	ND
BENA-03	RILEY CREEK	7/13/2016	Chromium	Dissolved		ug/l	ND
BENA-03	RILEY CREEK	7/13/2016	Calcium	Dissolved	68000	ug/l	
BENA-03	RILEY CREEK	7/13/2016	Cadmium	Dissolved		ug/l	ND
BENA-03	RILEY CREEK	7/13/2016	Boron	Dissolved	63.9	ug/l	
BENA-03	RILEY CREEK	7/13/2016	Beryllium	Dissolved		ug/l	ND
BENA-03	RILEY CREEK	7/13/2016	Barium	Dissolved	66.8	ug/l	
BENA-03	RILEY CREEK	7/13/2016	Aluminum	Dissolved		ug/l	ND
BENA-03	RILEY CREEK	7/13/2016	Selenium	Dissolved		ug/l	ND
BENA-03	RILEY CREEK	7/13/2016	Arsenic	Dissolved	2.29	ug/l	
BENA-03	RILEY CREEK	7/13/2016	Zinc	Total	5.71	ug/l	
BENA-03	RILEY CREEK	7/13/2016	Ammonia-nitrogen	Total		mg/l	ND
BENA-03	RILEY CREEK	7/13/2016	Arsenic	Total	2.64	ug/l	
BENA-03	RILEY CREEK	7/13/2016	Organic carbon	Total	3.51	mg/l	
BENA-03	RILEY CREEK	7/13/2016	Sulfate	Total	13.1	mg/l	
BENA-03	RILEY CREEK	7/13/2016	Fluoride	Total	0.18	mg/l	
BENA-03	RILEY CREEK	7/13/2016	Chloride	Total	27.6	mg/l	
BENA-03	RILEY CREEK	7/13/2016	Phosphorus	Total	0.188	mg/l	
BENA-03	RILEY CREEK	7/13/2016	Alkalinity, total		260	mg/l	J3
BENA-03	RILEY CREEK	7/13/2016	Volatile suspended solids		10	mg/l	
BENA-03	RILEY CREEK	7/13/2016	Total suspended solids		55	mg/l	
BENA-03	RILEY CREEK	7/13/2016	Phenols	Total	3.51	ug/l	J
BENA-03	RILEY CREEK	7/13/2016	Inorganic nitrogen (nitrate and nitrite)	Total	0.516	mg/l	
BEN-01	KICKAPOO CREEK	7/13/2016	Manganese	Dissolved	41.4	ug/l	
BENA-03	RILEY CREEK	7/13/2016	Phosphorus	Dissolved	0.097	mg/l	
BEN-01	KICKAPOO CREEK	7/13/2016	Iron	Total	102	ug/l	
BEN-01	KICKAPOO CREEK	7/13/2016	Inorganic nitrogen (nitrate and nitrite)	Total	7.63	mg/l	
BEN-01	KICKAPOO CREEK	7/13/2016	Selenium	Total		ug/l	ND
BEN-01	KICKAPOO CREEK	7/13/2016	Arsenic	Total	2.47	ug/l	
BEN-01	KICKAPOO CREEK	7/13/2016	Zinc	Total	6.93	ug/l	
BEN-01	KICKAPOO CREEK	7/13/2016	Strontium	Total	141	ug/l	
BEN-01	KICKAPOO CREEK	7/13/2016	Sodium	Total	28900	ug/l	
BEN-01	KICKAPOO CREEK	7/13/2016	Silver	Total		ug/l	ND
BEN-01	KICKAPOO CREEK	7/13/2016	Potassium	Total	4600	ug/l	
BEN-01	KICKAPOO CREEK	7/13/2016	Nickel	Total	0.71	ug/l	J
BEN-01	KICKAPOO CREEK	7/13/2016	Manganese	Total	51.3	ug/l	
BEN-01	KICKAPOO CREEK	7/13/2016	Potassium	Dissolved	4600	ug/l	
BEN-01	KICKAPOO CREEK	7/13/2016	Lead	Total		ug/l	ND
BEN-01	KICKAPOO CREEK	7/13/2016	Volatile suspended solids			mg/l	ND
BEN-01	KICKAPOO CREEK	7/13/2016	Hardness, Ca, Mg		263000	ug/l	C
BEN-01	KICKAPOO CREEK	7/13/2016	Copper	Total	1.71	ug/l	J
BEN-01	KICKAPOO CREEK	7/13/2016	Cobalt	Total	0.8	ug/l	J
BEN-01	KICKAPOO CREEK	7/13/2016	Chromium	Total		ug/l	ND
BEN-01	KICKAPOO CREEK	7/13/2016	Calcium	Total	64200	ug/l	

StationCode	WaterbodyName	CollectionDate	Analyte	SampleFraction	ResultUnits	Qualifier	MethodDetectionLimit
BEN-01	KICKAPOO CREEK	7/13/2016	Cadmium	Total		ug/l	ND
BEN-01	KICKAPOO CREEK	7/13/2016	Boron	Total	153	ug/l	
BEN-01	KICKAPOO CREEK	7/13/2016	Beryllium	Total		ug/l	ND
BEN-01	KICKAPOO CREEK	7/13/2016	Barium	Total	55.5	ug/l	
BEN-01	KICKAPOO CREEK	7/13/2016	Aluminum	Total	56.2	ug/l	
BEN-01	KICKAPOO CREEK	7/13/2016	Magnesium	Total	24900	ug/l	
BEN-01	KICKAPOO CREEK	7/13/2016	Selenium	Dissolved		ug/l	ND
BEN-01	KICKAPOO CREEK	7/13/2016	Magnesium	Dissolved	26300	ug/l	
BEN-01	KICKAPOO CREEK	7/13/2016	Lead	Dissolved		ug/l	ND
BEN-01	KICKAPOO CREEK	7/13/2016	Iron	Dissolved	12.9	ug/l	J
BEN-01	KICKAPOO CREEK	7/13/2016	Copper	Dissolved	2.45	ug/l	J
BEN-01	KICKAPOO CREEK	7/13/2016	Cobalt	Dissolved		ug/l	ND
BEN-01	KICKAPOO CREEK	7/13/2016	Chromium	Dissolved		ug/l	ND
BEN-01	KICKAPOO CREEK	7/13/2016	Calcium	Dissolved	63300	ug/l	
BEN-01	KICKAPOO CREEK	7/13/2016	Cadmium	Dissolved		ug/l	ND
BEN-01	KICKAPOO CREEK	7/13/2016	Boron	Dissolved	146	ug/l	
BEN-01	KICKAPOO CREEK	7/13/2016	Beryllium	Dissolved		ug/l	ND
BEN-01	KICKAPOO CREEK	7/13/2016	Phenols	Total	2.54	ug/l	J
BEN-01	KICKAPOO CREEK	7/13/2016	Aluminum	Dissolved		ug/l	ND
BEN-01	KICKAPOO CREEK	7/13/2016	Total suspended solids		6	mg/l	
BEN-01	KICKAPOO CREEK	7/13/2016	Arsenic	Dissolved	2.6	ug/l	
BEN-01	KICKAPOO CREEK	7/13/2016	Phosphorus	Dissolved	1.07	mg/l	
BEN-01	KICKAPOO CREEK	7/13/2016	Ammonia-nitrogen	Total	0.07	mg/l	J
BEN-01	KICKAPOO CREEK	7/13/2016	Organic carbon	Total	3.79	mg/l	
BEN-01	KICKAPOO CREEK	7/13/2016	Sulfate	Total	24.8	mg/l	
BEN-01	KICKAPOO CREEK	7/13/2016	Fluoride	Total	0.25	mg/l	
BEN-01	KICKAPOO CREEK	7/13/2016	Chloride	Total	47.2	mg/l	
BEN-01	KICKAPOO CREEK	7/13/2016	Kjeldahl nitrogen	Total	0.45	mg/l	J
BEN-01	KICKAPOO CREEK	7/13/2016	Phosphorus	Total	1.09	mg/l	
BEN-01	KICKAPOO CREEK	7/13/2016	Alkalinity, total		208	mg/l	
BENA-03	RILEY CREEK	7/13/2016	Potassium	Total	1800	ug/l	
BEN-01	KICKAPOO CREEK	7/13/2016	Barium	Dissolved	54.4	ug/l	
BENA-03	RILEY CREEK	7/13/2016	Magnesium	Dissolved	30900	ug/l	
BENA-03	RILEY CREEK	7/13/2016	Manganese	Total	295	ug/l	
BENA-03	RILEY CREEK	7/13/2016	Nickel	Dissolved		ug/l	ND
BENA-03	RILEY CREEK	7/13/2016	Potassium	Dissolved	1700	ug/l	
BENA-03	RILEY CREEK	7/13/2016	Silver	Dissolved		ug/l	ND
BENA-03	RILEY CREEK	7/13/2016	Sodium	Dissolved	14800	ug/l	
BENA-03	RILEY CREEK	7/13/2016	Strontium	Dissolved	164	ug/l	
BENA-03	RILEY CREEK	7/13/2016	Iron	Dissolved	16.8	ug/l	J
BENA-03	RILEY CREEK	7/13/2016	Lead	Dissolved		ug/l	ND
BENA-03	RILEY CREEK	7/13/2016	Zinc	Dissolved		ug/l	ND
BENA-03	RILEY CREEK	7/13/2016	Manganese	Dissolved	100	ug/l	
BENA-03	RILEY CREEK	7/13/2016	Temperature, sample		1	deg C	
BEN-01	KICKAPOO CREEK	7/13/2016	Temperature, sample		1	deg C	
BENA-03	RILEY CREEK	7/13/2016	Chlorophyll b	Total		ug/l	ND
BEN-01	KICKAPOO CREEK	7/13/2016	Chlorophyll a, uncorrected for pheophytin	Total	1.48	ug/l	
BENA-03	RILEY CREEK	7/13/2016	Pheophytin a	Total	2.94	ug/l	
BEN-01	KICKAPOO CREEK	7/13/2016	Chlorophyll a, corrected for pheophytin	Total	0.8	ug/l	
BENA-03	RILEY CREEK	7/13/2016	Chlorophyll a, uncorrected for pheophytin	Total	14.3	ug/l	
BENA-03	RILEY CREEK	7/13/2016	Chlorophyll a, corrected for pheophytin	Total	12	ug/l	
BEN-01	KICKAPOO CREEK	7/13/2016	Pheophytin a	Total	1.07	ug/l	
BEN-01	KICKAPOO CREEK	7/13/2016	Chlorophyll b	Total		ug/l	ND
BEN-01	KICKAPOO CREEK	7/13/2016	Chlorophyll c	Total		ug/l	ND
BENA-03	RILEY CREEK	7/13/2016	Chlorophyll c	Total	1.12	ug/l	
BENA-03	RILEY CREEK	7/13/2016	Temperature, air		32	deg C	
BEN-01	KICKAPOO CREEK	7/13/2016	pH		7.8	None	
BENA-03	RILEY CREEK	7/13/2016	Specific conductance		555	umho/cm	
BEN-01	KICKAPOO CREEK	7/13/2016	Specific conductance		611	umho/cm	
BENA-03	RILEY CREEK	7/13/2016	pH		8	None	
BENA-03	RILEY CREEK	7/13/2016	Dissolved oxygen saturation		103	%	
BENA-03	RILEY CREEK	7/13/2016	Dissolved oxygen (DO)		8.4	mg/l	
BENA-03	RILEY CREEK	7/13/2016	Turbidity		7.02	NTU	
BEN-01	KICKAPOO CREEK	7/13/2016	Temperature, water		25	deg C	
BENA-03	RILEY CREEK	7/13/2016	Temperature, water		26.7	deg C	
BEN-01	KICKAPOO CREEK	7/13/2016	Dissolved oxygen saturation		74	%	
BEN-01	KICKAPOO CREEK	7/13/2016	Dissolved oxygen (DO)		6.1	mg/l	
BEN-01	KICKAPOO CREEK	7/13/2016	Turbidity		5.01	NTU	
BEN-01	KICKAPOO CREEK	7/13/2016	Temperature, air		28	deg C	
BEN-01	KICKAPOO CREEK	7/13/2016	Vanadium	Total	1.32	ug/l	J
BEN-01	KICKAPOO CREEK	7/13/2016	Vanadium	Dissolved	9.54	ug/l	
BENA-03	RILEY CREEK	7/13/2016	Vanadium	Total		ug/l	ND
BENA-03	RILEY CREEK	7/13/2016	Vanadium	Dissolved	9.65	ug/l	
BENA-01	RILEY CREEK	7/12/2016	Sodium	Dissolved	31300	ug/l	

StationCode	WaterbodyName	CollectionDate	Analyte	SampleFraction	ResultUnits	Qualifier	MethodDetectionLimit
BENA-01	RILEY CREEK	7/12/2016	Strontium	Dissolved	131 ug/l		
BENA-01	RILEY CREEK	7/12/2016	Zinc	Dissolved	4.05 ug/l	J	
BENA-01	RILEY CREEK	7/12/2016	Silver	Dissolved	ug/l	ND	
BENA-01	RILEY CREEK	7/12/2016	Potassium	Dissolved	4940 ug/l		
BENA-01	RILEY CREEK	7/12/2016	Barium	Dissolved	53.6 ug/l		
BENA-01	RILEY CREEK	7/12/2016	Arsenic	Total	1.84 ug/l	J	
BENA-01	RILEY CREEK	7/12/2016	Selenium	Total	ug/l	ND	
BENA-01	RILEY CREEK	7/12/2016	Alkalinity, total		195 mg/l		
BENA-01	RILEY CREEK	7/12/2016	Kjeldahl nitrogen	Total	0.49 mg/l	J	
BENA-01	RILEY CREEK	7/12/2016	Chloride	Total	50.4 mg/l		
BENA-01	RILEY CREEK	7/12/2016	Fluoride	Total	0.26 mg/l		
BENA-01	RILEY CREEK	7/12/2016	Sulfate	Total	25.5 mg/l		
BENA-01	RILEY CREEK	7/12/2016	Organic carbon	Total	3.66 mg/l		
BENA-01	RILEY CREEK	7/12/2016	Phosphorus	Dissolved	1.17 mg/l		
BENA-01	RILEY CREEK	7/12/2016	Arsenic	Dissolved	1.79 ug/l	J	
BENA-01	RILEY CREEK	7/12/2016	Strontium	Total	131 ug/l		
BENA-01	RILEY CREEK	7/12/2016	Aluminum	Dissolved	ug/l	ND	
BENA-01	RILEY CREEK	7/12/2016	Sodium	Total	30900 ug/l		
BENA-01	RILEY CREEK	7/12/2016	Beryllium	Dissolved	ug/l	ND	
BENA-01	RILEY CREEK	7/12/2016	Boron	Dissolved	147 ug/l		
BENA-01	RILEY CREEK	7/12/2016	Cadmium	Dissolved	ug/l	ND	
BENA-01	RILEY CREEK	7/12/2016	Calcium	Dissolved	63300 ug/l		
BENA-01	RILEY CREEK	7/12/2016	Chromium	Dissolved	ug/l	ND	
BENA-01	RILEY CREEK	7/12/2016	Cobalt	Dissolved	ug/l	ND	
BENA-01	RILEY CREEK	7/12/2016	Copper	Dissolved	2.42 ug/l	J	
BENA-01	RILEY CREEK	7/12/2016	Iron	Dissolved	14.4 ug/l	J	
BENA-01	RILEY CREEK	7/12/2016	Lead	Dissolved	ug/l	ND	
BENA-01	RILEY CREEK	7/12/2016	Magnesium	Dissolved	26400 ug/l		
BENA-01	RILEY CREEK	7/12/2016	Manganese	Dissolved	32.3 ug/l		
BENA-01	RILEY CREEK	7/12/2016	Nickel	Dissolved	1.13 ug/l	J	
BENA-01	RILEY CREEK	7/12/2016	Selenium	Dissolved	ug/l	ND	
BENA-01	RILEY CREEK	7/12/2016	Chromium	Total	ug/l	ND	
BENA-01	RILEY CREEK	7/12/2016	Ammonia-nitrogen	Total	mg/l	ND	
BENA-01	RILEY CREEK	7/12/2016	Inorganic nitrogen (nitrate and nitrite)	Total	10.7 mg/l		
BENA-01	RILEY CREEK	7/12/2016	Total suspended solids		7 mg/l		
BENA-01	RILEY CREEK	7/12/2016	Volatile suspended solids		mg/l	ND	
BENA-01	RILEY CREEK	7/12/2016	Phenols	Total	2.33 ug/l	J	
BENA-01	RILEY CREEK	7/12/2016	Phosphorus	Total	1.23 mg/l		
BENA-01	RILEY CREEK	7/12/2016	Aluminum	Total	68 ug/l		
BENA-01	RILEY CREEK	7/12/2016	Barium	Total	54.8 ug/l		
BENA-01	RILEY CREEK	7/12/2016	Beryllium	Total	ug/l	ND	
BENA-01	RILEY CREEK	7/12/2016	Boron	Total	148 ug/l		
BENA-01	RILEY CREEK	7/12/2016	Zinc	Total	9.67 ug/l		
BENA-01	RILEY CREEK	7/12/2016	Calcium	Total	60400 ug/l		
BENA-01	RILEY CREEK	7/12/2016	Cobalt	Total	0.79 ug/l	J	
BENA-01	RILEY CREEK	7/12/2016	Copper	Total	2.3 ug/l	J	
BENA-01	RILEY CREEK	7/12/2016	Hardness, Ca, Mg		253000 ug/l	C	
BENA-01	RILEY CREEK	7/12/2016	Iron	Total	121 ug/l		
BENA-01	RILEY CREEK	7/12/2016	Lead	Total	ug/l	ND	
BENA-01	RILEY CREEK	7/12/2016	Magnesium	Total	24900 ug/l		
BENA-01	RILEY CREEK	7/12/2016	Manganese	Total	45.5 ug/l		
BENA-01	RILEY CREEK	7/12/2016	Nickel	Total	ug/l	ND	
BENA-01	RILEY CREEK	7/12/2016	Potassium	Total	4700 ug/l		
BENA-01	RILEY CREEK	7/12/2016	Silver	Total	1.82 ug/l	J	
BENA-01	RILEY CREEK	7/12/2016	Cadmium	Total	ug/l	ND	
BENA-01	RILEY CREEK	7/12/2016	Temperature, sample		4 deg C		
BENA-01	RILEY CREEK	7/12/2016	Chlorophyll a, corrected for pheophytin	Total	1.34 ug/l		
BENA-01	RILEY CREEK	7/12/2016	Chlorophyll a, uncorrected for pheophytin	Total	1.71 ug/l		
BENA-01	RILEY CREEK	7/12/2016	Chlorophyll b	Total	ug/l	ND	
BENA-01	RILEY CREEK	7/12/2016	Chlorophyll c	Total	ug/l	ND	
BENA-01	RILEY CREEK	7/12/2016	Pheophytin a	Total	0.53 ug/l		
BENA-01	RILEY CREEK	7/12/2016	Dissolved oxygen (DO)		6.7 mg/l		
BENA-01	RILEY CREEK	7/12/2016	Dissolved oxygen saturation		81 %		
BENA-01	RILEY CREEK	7/12/2016	Turbidity		5.52 NTU		
BENA-01	RILEY CREEK	7/12/2016	pH		7.9	None	
BENA-01	RILEY CREEK	7/12/2016	Specific conductance		624 umho/cm		
BENA-01	RILEY CREEK	7/12/2016	Temperature, air		29 deg C		
BENA-01	RILEY CREEK	7/12/2016	Temperature, water		25.2 deg C		
BENA-01	RILEY CREEK	7/12/2016	Vanadium	Total	ug/l	ND	
BENA-01	RILEY CREEK	7/12/2016	Vanadium	Dissolved	8.4 ug/l		
BENA-01	RILEY CREEK	6/6/2016	Phosphorus	Total	0.178 mg/l		
BENA-01	RILEY CREEK	6/6/2016	Kjeldahl nitrogen	Total	0.6 mg/l		
BENA-01	RILEY CREEK	6/6/2016	Ammonia-nitrogen	Total	mg/l	ND	
BENA-01	RILEY CREEK	6/6/2016	Volatile suspended solids		6 mg/l		

StationCode	WaterbodyName	CollectionDate	Analyte	SampleFraction	ResultUnits	Qualifier	MethodDetectionLimit
BENA-01	RILEY CREEK	6/6/2016	Inorganic nitrogen (nitrate and nitrite)	Total	11.8 mg/l	J3	
BEN-01	KICKAPOO CREEK	6/6/2016	Inorganic nitrogen (nitrate and nitrite)	Total	10.2 mg/l		
BENA-01	RILEY CREEK	6/6/2016	Temperature, sample		5 deg C		
BEN-01	KICKAPOO CREEK	6/6/2016	Temperature, sample		5 deg C		
BENA-01	RILEY CREEK	6/6/2016	Total suspended solids		23 mg/l		
BEN-01	KICKAPOO CREEK	6/6/2016	Volatile suspended solids		4 mg/l		
BEN-01	KICKAPOO CREEK	6/6/2016	Total suspended solids		24 mg/l		
BEN-01	KICKAPOO CREEK	6/6/2016	Phosphorus	Total	0.26 mg/l		
BEN-01	KICKAPOO CREEK	6/6/2016	Kjeldahl nitrogen	Total	0.54 mg/l		
BEN-01	KICKAPOO CREEK	6/6/2016	Ammonia-nitrogen	Total	mg/l	ND	
BENA-01	RILEY CREEK	5/31/2016	Chlorophyll a, uncorrected for pheophytin	Total	3.99 ug/l		
BEN-01	KICKAPOO CREEK	5/31/2016	Chlorophyll a, uncorrected for pheophytin	Total	3.31 ug/l		
BEN-01	KICKAPOO CREEK	5/31/2016	Chlorophyll b	Total	ug/l	ND	
BEN-01	KICKAPOO CREEK	5/31/2016	Chlorophyll c	Total	ug/l	ND	
BEN-01	KICKAPOO CREEK	5/31/2016	Pheophytin a	Total	1.79 ug/l		
BEN-01	KICKAPOO CREEK	5/31/2016	Chlorophyll a, corrected for pheophytin	Total	2.14 ug/l		
BENA-01	RILEY CREEK	5/31/2016	Chlorophyll b	Total	ug/l	ND	
BENA-03	RILEY CREEK	5/31/2016	Pheophytin a	Total	2.32 ug/l		
BENA-01	RILEY CREEK	5/31/2016	Chlorophyll c	Total	ug/l	ND	
BENA-01	RILEY CREEK	5/31/2016	Chlorophyll a, corrected for pheophytin	Total	2.4 ug/l		
BENA-03	RILEY CREEK	5/31/2016	Chlorophyll c	Total	ug/l	ND	
BENA-03	RILEY CREEK	5/31/2016	Chlorophyll b	Total	ug/l	ND	
BENA-03	RILEY CREEK	5/31/2016	Chlorophyll a, uncorrected for pheophytin	Total	3.09 ug/l		
BENA-03	RILEY CREEK	5/31/2016	Chlorophyll a, corrected for pheophytin	Total	1.6 ug/l		
BENA-01	RILEY CREEK	5/31/2016	Pheophytin a	Total	2.46 ug/l		
BENA-01	RILEY CREEK	5/31/2016	Temperature, sample		3 deg C		
BENA-03	RILEY CREEK	5/31/2016	Temperature, sample		3 deg C		
BEN-01	KICKAPOO CREEK	5/31/2016	Temperature, sample		4 deg C		
BEN-01	KICKAPOO CREEK	5/31/2016	Arsenic	Dissolved	ug/l	ND	
BEN-01	KICKAPOO CREEK	5/31/2016	Potassium	Dissolved	2190 ug/l		
BEN-01	KICKAPOO CREEK	5/31/2016	Magnesium	Dissolved	30000 ug/l		
BEN-01	KICKAPOO CREEK	5/31/2016	Manganese	Dissolved	15.2 ug/l		
BEN-01	KICKAPOO CREEK	5/31/2016	Nickel	Dissolved	ug/l	ND	
BEN-01	KICKAPOO CREEK	5/31/2016	Lead	Dissolved	ug/l	ND	
BEN-01	KICKAPOO CREEK	5/31/2016	Silver	Dissolved	ug/l	ND	
BEN-01	KICKAPOO CREEK	5/31/2016	Sodium	Dissolved	15400 ug/l		
BEN-01	KICKAPOO CREEK	5/31/2016	Strontium	Dissolved	135 ug/l		
BEN-01	KICKAPOO CREEK	5/31/2016	Iron	Dissolved	10.4 ug/l	J	
BEN-01	KICKAPOO CREEK	5/31/2016	Zinc	Dissolved	ug/l	ND	
BEN-01	KICKAPOO CREEK	5/31/2016	Barium	Dissolved	58.8 ug/l		
BEN-01	KICKAPOO CREEK	5/31/2016	Selenium	Dissolved	ug/l	ND	
BEN-01	KICKAPOO CREEK	5/31/2016	Vanadium	Dissolved	ug/l	ND	
BEN-01	KICKAPOO CREEK	5/31/2016	Arsenic	Total	ug/l	ND	
BEN-01	KICKAPOO CREEK	5/31/2016	Lead	Total	ug/l	ND	
BEN-01	KICKAPOO CREEK	5/31/2016	Magnesium	Total	28200 ug/l		
BEN-01	KICKAPOO CREEK	5/31/2016	Manganese	Total	26.4 ug/l		
BEN-01	KICKAPOO CREEK	5/31/2016	Nickel	Total	1.31 ug/l	J	
BEN-01	KICKAPOO CREEK	5/31/2016	Potassium	Total	2170 ug/l		
BEN-01	KICKAPOO CREEK	5/31/2016	Silver	Total	0.56 ug/l	J	
BEN-01	KICKAPOO CREEK	5/31/2016	Sodium	Total	16000 ug/l		
BEN-01	KICKAPOO CREEK	5/31/2016	Strontium	Total	135 ug/l		
BEN-01	KICKAPOO CREEK	5/31/2016	Boron	Dissolved	79.8 ug/l		
BEN-01	KICKAPOO CREEK	5/31/2016	Zinc	Total	20.7 ug/l		
BEN-01	KICKAPOO CREEK	5/31/2016	Copper	Dissolved	ug/l	ND	
BEN-01	KICKAPOO CREEK	5/31/2016	Selenium	Total	ug/l	ND	
BEN-01	KICKAPOO CREEK	5/31/2016	Phosphorus	Dissolved	0.37 mg/l		
BEN-01	KICKAPOO CREEK	5/31/2016	Aluminum	Dissolved	ug/l	ND	
BEN-01	KICKAPOO CREEK	5/31/2016	Beryllium	Dissolved	ug/l	ND	
BEN-01	KICKAPOO CREEK	5/31/2016	Cadmium	Dissolved	ug/l	ND	
BEN-01	KICKAPOO CREEK	5/31/2016	Calcium	Dissolved	74000 ug/l		
BEN-01	KICKAPOO CREEK	5/31/2016	Cobalt	Dissolved	ug/l	ND	
BEN-01	KICKAPOO CREEK	5/31/2016	Vanadium	Total	ug/l	ND	
BEN-01	KICKAPOO CREEK	5/31/2016	Iron	Total	147 ug/l		
BEN-01	KICKAPOO CREEK	5/31/2016	Phenols	Total	3.8 ug/l	J	
BEN-01	KICKAPOO CREEK	5/31/2016	Fluoride	Total	0.2 mg/l		
BEN-01	KICKAPOO CREEK	5/31/2016	Organic carbon	Total	2.57 mg/l		
BEN-01	KICKAPOO CREEK	5/31/2016	Ammonia-nitrogen	Total	mg/l	ND	
BEN-01	KICKAPOO CREEK	5/31/2016	Inorganic nitrogen (nitrate and nitrite)	Total	8.43 mg/l		
BEN-01	KICKAPOO CREEK	5/31/2016	Kjeldahl nitrogen	Total	0.4 mg/l	J	
BEN-01	KICKAPOO CREEK	5/31/2016	Chloride	Total	34.9 mg/l		
BEN-01	KICKAPOO CREEK	5/31/2016	Sulfate	Total	21.4 mg/l		
BEN-01	KICKAPOO CREEK	5/31/2016	Total suspended solids		7 mg/l		
BEN-01	KICKAPOO CREEK	5/31/2016	Phosphorus	Total	0.406 mg/l		
BEN-01	KICKAPOO CREEK	5/31/2016	Aluminum	Total	84.6 ug/l		

StationCode	WaterbodyName	CollectionDate	Analyte	SampleFraction	ResultUnits	Qualifier	MethodDetectionLimit
BEN-01	KICKAPOO CREEK	5/31/2016	Barium	Total	58.1	ug/l	
BEN-01	KICKAPOO CREEK	5/31/2016	Beryllium	Total	0.33	ug/l	J
BEN-01	KICKAPOO CREEK	5/31/2016	Boron	Total	77.8	ug/l	
BEN-01	KICKAPOO CREEK	5/31/2016	Cadmium	Total		ug/l	ND
BEN-01	KICKAPOO CREEK	5/31/2016	Calcium	Total	67800	ug/l	
BEN-01	KICKAPOO CREEK	5/31/2016	Cobalt	Total	1.47	ug/l	J
BEN-01	KICKAPOO CREEK	5/31/2016	Copper	Total	1.8	ug/l	J
BEN-01	KICKAPOO CREEK	5/31/2016	Alkalinity, total		242	mg/l	
BEN-01	KICKAPOO CREEK	5/31/2016	Volatile suspended solids			mg/l	ND
BEN-01	KICKAPOO CREEK	5/31/2016	Hardness, Ca, Mg		285000	ug/l	C
BENA-01	RILEY CREEK	5/31/2016	Vanadium	Total		ug/l	ND
BENA-01	RILEY CREEK	5/31/2016	Arsenic	Dissolved		ug/l	ND
BENA-01	RILEY CREEK	5/31/2016	Selenium	Dissolved		ug/l	ND
BENA-01	RILEY CREEK	5/31/2016	Vanadium	Dissolved		ug/l	ND
BENA-01	RILEY CREEK	5/31/2016	Strontium	Dissolved	137	ug/l	
BENA-01	RILEY CREEK	5/31/2016	Arsenic	Total		ug/l	ND
BENA-01	RILEY CREEK	5/31/2016	Phosphorus	Dissolved	0.231	mg/l	
BENA-01	RILEY CREEK	5/31/2016	Aluminum	Dissolved		ug/l	ND
BENA-01	RILEY CREEK	5/31/2016	Barium	Dissolved	59.9	ug/l	
BENA-01	RILEY CREEK	5/31/2016	Beryllium	Dissolved		ug/l	ND
BENA-01	RILEY CREEK	5/31/2016	Boron	Dissolved	62.9	ug/l	
BENA-01	RILEY CREEK	5/31/2016	Cadmium	Dissolved		ug/l	ND
BENA-01	RILEY CREEK	5/31/2016	Calcium	Dissolved	76600	ug/l	
BENA-01	RILEY CREEK	5/31/2016	Zinc	Dissolved		ug/l	ND
BENA-01	RILEY CREEK	5/31/2016	Chromium	Dissolved		ug/l	ND
BENA-01	RILEY CREEK	5/31/2016	Cobalt	Dissolved		ug/l	ND
BENA-01	RILEY CREEK	5/31/2016	Copper	Dissolved		ug/l	ND
BENA-01	RILEY CREEK	5/31/2016	Iron	Dissolved	9.83	ug/l	J
BENA-01	RILEY CREEK	5/31/2016	Lead	Dissolved		ug/l	ND
BENA-01	RILEY CREEK	5/31/2016	Magnesium	Dissolved	29700	ug/l	
BENA-01	RILEY CREEK	5/31/2016	Manganese	Dissolved	14.2	ug/l	
BENA-01	RILEY CREEK	5/31/2016	Nickel	Dissolved		ug/l	ND
BENA-01	RILEY CREEK	5/31/2016	Potassium	Dissolved	1440	ug/l	
BENA-01	RILEY CREEK	5/31/2016	Silver	Dissolved		ug/l	ND
BENA-01	RILEY CREEK	5/31/2016	Sodium	Dissolved	11900	ug/l	
BENA-01	RILEY CREEK	5/31/2016	Zinc	Total	18.5	ug/l	
BENA-03	RILEY CREEK	5/31/2016	Potassium	Total	978	ug/l	J
BENA-03	RILEY CREEK	5/31/2016	Cadmium	Total		ug/l	ND
BENA-03	RILEY CREEK	5/31/2016	Calcium	Total	72900	ug/l	
BENA-03	RILEY CREEK	5/31/2016	Chromium	Total		ug/l	ND
BENA-03	RILEY CREEK	5/31/2016	Cobalt	Total	0.81	ug/l	J
BENA-03	RILEY CREEK	5/31/2016	Copper	Total	1.34	ug/l	J
BENA-03	RILEY CREEK	5/31/2016	Hardness, Ca, Mg		305000	ug/l	C
BENA-03	RILEY CREEK	5/31/2016	Iron	Total	153	ug/l	
BENA-03	RILEY CREEK	5/31/2016	Lead	Total		ug/l	ND
BENA-03	RILEY CREEK	5/31/2016	Magnesium	Total	29900	ug/l	
BENA-01	RILEY CREEK	5/31/2016	Strontium	Total	140	ug/l	
BENA-03	RILEY CREEK	5/31/2016	Nickel	Total		ug/l	ND
BENA-03	RILEY CREEK	5/31/2016	Aluminum	Total	94.3	ug/l	
BENA-03	RILEY CREEK	5/31/2016	Silver	Total		ug/l	ND
BENA-03	RILEY CREEK	5/31/2016	Sodium	Total	8920	ug/l	
BENA-03	RILEY CREEK	5/31/2016	Strontium	Total	141	ug/l	
BENA-03	RILEY CREEK	5/31/2016	Vanadium	Total		ug/l	ND
BENA-03	RILEY CREEK	5/31/2016	Zinc	Total	17.6	ug/l	
BENA-03	RILEY CREEK	5/31/2016	Arsenic	Total		ug/l	ND
BENA-03	RILEY CREEK	5/31/2016	Selenium	Total		ug/l	ND
BENA-03	RILEY CREEK	5/31/2016	Phosphorus	Dissolved	0.054	mg/l	
BENA-01	RILEY CREEK	5/31/2016	Selenium	Total		ug/l	ND
BENA-03	RILEY CREEK	5/31/2016	Barium	Dissolved	60.5	ug/l	
BENA-03	RILEY CREEK	5/31/2016	Manganese	Total	23.3	ug/l	
BENA-03	RILEY CREEK	5/31/2016	Ammonia-nitrogen	Total		mg/l	ND
BENA-03	RILEY CREEK	5/31/2016	Beryllium	Total	0.34	ug/l	J
BENA-03	RILEY CREEK	5/31/2016	Volatile suspended solids			mg/l	ND
BENA-03	RILEY CREEK	5/31/2016	Barium	Total	61.8	ug/l	
BENA-03	RILEY CREEK	5/31/2016	Inorganic nitrogen (nitrate and nitrite)	Total	9.68	mg/l	
BENA-03	RILEY CREEK	5/31/2016	Kjeldahl nitrogen	Total	0.32	mg/l	J
BENA-03	RILEY CREEK	5/31/2016	Phenols	Total	4.53	ug/l	J
BENA-03	RILEY CREEK	5/31/2016	Chloride	Total	29.2	mg/l	
BENA-03	RILEY CREEK	5/31/2016	Fluoride	Total	0.17	mg/l	
BENA-03	RILEY CREEK	5/31/2016	Sulfate	Total	15.8	mg/l	
BENA-03	RILEY CREEK	5/31/2016	Alkalinity, total		251	mg/l	J3
BENA-03	RILEY CREEK	5/31/2016	Phosphorus	Total	0.068	mg/l	
BENA-03	RILEY CREEK	5/31/2016	Organic carbon	Total	2.16	mg/l	
BENA-03	RILEY CREEK	5/31/2016	Beryllium	Dissolved		ug/l	ND

StationCode	WaterbodyName	CollectionDate	Analyte	SampleFraction	ResultUnits	Qualifier	MethodDetectionLimit
BENA-03	RILEY CREEK	5/31/2016	Total suspended solids		6 mg/l		
BENA-01	RILEY CREEK	5/31/2016	Cobalt	Total	0.91 ug/l	J	
BENA-03	RILEY CREEK	5/31/2016	Cadmium	Dissolved	ug/l	ND	
BENA-01	RILEY CREEK	5/31/2016	Alkalinity, total		253 mg/l		
BENA-03	RILEY CREEK	5/31/2016	Aluminum	Dissolved	ug/l	ND	
BENA-01	RILEY CREEK	5/31/2016	Organic carbon	Total	2.23 mg/l		
BENA-01	RILEY CREEK	5/31/2016	Aluminum	Total	137 ug/l		
BENA-01	RILEY CREEK	5/31/2016	Barium	Total	62.2 ug/l		
BENA-01	RILEY CREEK	5/31/2016	Beryllium	Total	0.36 ug/l	J	
BENA-01	RILEY CREEK	5/31/2016	Boron	Total	53.7 ug/l		
BENA-01	RILEY CREEK	5/31/2016	Cadmium	Total	ug/l	ND	
BENA-01	RILEY CREEK	5/31/2016	Fluoride	Total	0.19 mg/l		
BENA-01	RILEY CREEK	5/31/2016	Chromium	Total	ug/l	ND	
BENA-01	RILEY CREEK	5/31/2016	Sulfate	Total	18.9 mg/l		
BENA-01	RILEY CREEK	5/31/2016	Copper	Total	1.41 ug/l	J	
BENA-01	RILEY CREEK	5/31/2016	Hardness, Ca, Mg		306000 ug/l	C	
BENA-01	RILEY CREEK	5/31/2016	Iron	Total	212 ug/l		
BENA-01	RILEY CREEK	5/31/2016	Lead	Total	ug/l	ND	
BENA-01	RILEY CREEK	5/31/2016	Magnesium	Total	29500 ug/l		
BENA-01	RILEY CREEK	5/31/2016	Manganese	Total	30.5 ug/l		
BENA-01	RILEY CREEK	5/31/2016	Nickel	Total	ug/l	ND	
BENA-01	RILEY CREEK	5/31/2016	Potassium	Total	1500 ug/l		
BENA-01	RILEY CREEK	5/31/2016	Silver	Total	1.09 ug/l	J	
BENA-01	RILEY CREEK	5/31/2016	Sodium	Total	12400 ug/l		
BENA-01	RILEY CREEK	5/31/2016	Calcium	Total	73800 ug/l		
BENA-03	RILEY CREEK	5/31/2016	Potassium	Dissolved	903 ug/l	J	
BENA-03	RILEY CREEK	5/31/2016	Calcium	Dissolved	75500 ug/l		
BENA-03	RILEY CREEK	5/31/2016	Chromium	Dissolved	ug/l	ND	
BENA-03	RILEY CREEK	5/31/2016	Cobalt	Dissolved	ug/l	ND	
BENA-03	RILEY CREEK	5/31/2016	Copper	Dissolved	ug/l	ND	
BENA-03	RILEY CREEK	5/31/2016	Iron	Dissolved	8.58 ug/l	J	
BENA-03	RILEY CREEK	5/31/2016	Lead	Dissolved	ug/l	ND	
BENA-03	RILEY CREEK	5/31/2016	Magnesium	Dissolved	30600 ug/l		
BENA-01	RILEY CREEK	5/31/2016	Phosphorus	Total	0.252 mg/l		
BENA-03	RILEY CREEK	5/31/2016	Nickel	Dissolved	ug/l	ND	
BENA-01	RILEY CREEK	5/31/2016	Chloride	Total	31.6 mg/l		
BENA-03	RILEY CREEK	5/31/2016	Silver	Dissolved	ug/l	ND	
BENA-01	RILEY CREEK	5/31/2016	Ammonia-nitrogen	Total	mg/l	ND	
BENA-01	RILEY CREEK	5/31/2016	Phenols	Total	4.04 ug/l	J	
BENA-01	RILEY CREEK	5/31/2016	Kjeldahl nitrogen	Total	0.29 mg/l	J	
BENA-03	RILEY CREEK	5/31/2016	Manganese	Dissolved	11.1 ug/l		
BENA-01	RILEY CREEK	5/31/2016	Inorganic nitrogen (nitrate and nitrite)	Total	10 mg/l		
BENA-03	RILEY CREEK	5/31/2016	Sodium	Dissolved	8650 ug/l		
BENA-01	RILEY CREEK	5/31/2016	Volatile suspended solids		mg/l	ND	
BENA-01	RILEY CREEK	5/31/2016	Total suspended solids		12 mg/l		
BENA-03	RILEY CREEK	5/31/2016	Selenium	Dissolved	ug/l	ND	
BENA-03	RILEY CREEK	5/31/2016	Arsenic	Dissolved	ug/l	ND	
BENA-03	RILEY CREEK	5/31/2016	Zinc	Dissolved	ug/l	ND	
BENA-03	RILEY CREEK	5/31/2016	Vanadium	Dissolved	ug/l	ND	
BENA-03	RILEY CREEK	5/31/2016	Strontium	Dissolved	138 ug/l		
BEN-01	KICKAPOO CREEK	5/31/2016	Dissolved oxygen saturation		95 %		
BENA-01	RILEY CREEK	5/31/2016	pH		8 None		
BENA-01	RILEY CREEK	5/31/2016	Dissolved oxygen saturation		87 %		
BENA-01	RILEY CREEK	5/31/2016	Dissolved oxygen (DO)		7.9 mg/l		
BEN-01	KICKAPOO CREEK	5/31/2016	Turbidity		5.07 NTU		
BEN-01	KICKAPOO CREEK	5/31/2016	Temperature, water		20.3 deg C		
BEN-01	KICKAPOO CREEK	5/31/2016	Temperature, air		26 deg C		
BEN-01	KICKAPOO CREEK	5/31/2016	pH		8 None		
BENA-01	RILEY CREEK	5/31/2016	Specific conductance		627 umho/cm		
BENA-01	RILEY CREEK	5/31/2016	Turbidity		7.4 NTU		
BEN-01	KICKAPOO CREEK	5/31/2016	Dissolved oxygen (DO)		8.5 mg/l		
BEN-01	KICKAPOO CREEK	5/31/2016	Specific conductance		618 umho/cm		
BENA-01	RILEY CREEK	5/31/2016	Temperature, air		24 deg C		
BENA-03	RILEY CREEK	5/31/2016	Turbidity		6.27 NTU		
BENA-03	RILEY CREEK	5/31/2016	Dissolved oxygen (DO)		7.3 mg/l		
BENA-03	RILEY CREEK	5/31/2016	Temperature, water		20.2 deg C		
BENA-03	RILEY CREEK	5/31/2016	Temperature, air		25 deg C		
BENA-03	RILEY CREEK	5/31/2016	Specific conductance		610 umho/cm		
BENA-03	RILEY CREEK	5/31/2016	pH		8 None		
BENA-03	RILEY CREEK	5/31/2016	Dissolved oxygen saturation		80 %		
BENA-01	RILEY CREEK	5/31/2016	Temperature, water		20 deg C		
BEN-01	KICKAPOO CREEK	5/31/2016	Chromium	Total	ug/l	ND	
BEN-01	KICKAPOO CREEK	5/31/2016	Chromium	Dissolved	4.69 ug/l	J	
BENA-03	RILEY CREEK	5/31/2016	Boron	Total	39.2 ug/l		

StationCode	WaterbodyName	CollectionDate	Analyte	SampleFraction	ResultUnits	Qualifier	MethodDetectionLimit
BENA-03	RILEY CREEK	5/31/2016	Boron	Dissolved	50.2	ug/l	
BEN-01		07-Jun-11	Dissolved oxygen (DO)		mg/l		
BEN-01		07-Jun-11	Dissolved oxygen saturation		%		
BEN-01		07-Jun-11	pH		none		
BEN-01		07-Jun-11	Specific conductance		umho/cm		
BEN-01		07-Jun-11	Temperature, air		deg C		
BEN-01		07-Jun-11	Temperature, water		deg C		
BEN-01		07-Jun-11	Turbidity		NTU		
BEN-01		28-Jul-11	Dissolved oxygen (DO)		mg/l		
BEN-01		28-Jul-11	Dissolved oxygen saturation		%		
BEN-01		28-Jul-11	pH		none		
BEN-01		28-Jul-11	Specific conductance		umho/cm		
BEN-01		28-Jul-11	Temperature, air		deg C		
BEN-01		28-Jul-11	Temperature, water		deg C		
BEN-01		28-Jul-11	Turbidity		NTU		
BEN-01		20-Sep-11	Dissolved oxygen (DO)		mg/l		
BEN-01		20-Sep-11	Dissolved oxygen saturation		%		
BEN-01		20-Sep-11	pH		none		
BEN-01		20-Sep-11	Specific conductance		umho/cm		
BEN-01		20-Sep-11	Temperature, air		deg C		
BEN-01		20-Sep-11	Temperature, water		deg C		
BEN-01		20-Sep-11	Turbidity		NTU		
BENA-01		07-Jun-11	Dissolved oxygen (DO)		mg/l		
BENA-01		07-Jun-11	Dissolved oxygen saturation		%		
BENA-01		07-Jun-11	pH		none		
BENA-01		07-Jun-11	Specific conductance		umho/cm		
BENA-01		07-Jun-11	Temperature, air		deg C		
BENA-01		07-Jun-11	Temperature, water		deg C		
BENA-01		07-Jun-11	Turbidity		NTU		
BENA-01		14-Jul-11	Dissolved oxygen (DO)		mg/l		
BENA-01		14-Jul-11	Dissolved oxygen saturation		%		
BENA-01		14-Jul-11	pH		none		
BENA-01		14-Jul-11	Specific conductance		umho/cm		
BENA-01		14-Jul-11	Temperature, air		deg C		
BENA-01		14-Jul-11	Temperature, water		deg C		
BENA-01		14-Jul-11	Turbidity		NTU		
BENA-01		20-Sep-11	Dissolved oxygen (DO)		mg/l		
BENA-01		20-Sep-11	Dissolved oxygen saturation		%		
BENA-01		20-Sep-11	pH		none		
BENA-01		20-Sep-11	Specific conductance		umho/cm		
BENA-01		20-Sep-11	Temperature, air		deg C		
BENA-01		20-Sep-11	Temperature, water		deg C		
BENA-01		20-Sep-11	Turbidity		NTU		
BENA-03		07-Jun-11	Dissolved oxygen (DO)		mg/l		
BENA-03		07-Jun-11	Dissolved oxygen saturation		%		
BENA-03		07-Jun-11	pH		none		
BENA-03		07-Jun-11	Specific conductance		umho/cm		
BENA-03		07-Jun-11	Temperature, air		deg C		
BENA-03		07-Jun-11	Temperature, water		deg C		
BENA-03		07-Jun-11	Turbidity		NTU		
BENA-03		27-Jun-11	Dissolved oxygen (DO)		mg/l		
BENA-03		27-Jun-11	Dissolved oxygen saturation		%		
BENA-03		27-Jun-11	pH		none		
BENA-03		27-Jun-11	Specific conductance		umho/cm		
BENA-03		27-Jun-11	Temperature, air		deg C		
BENA-03		27-Jun-11	Temperature, water		deg C		
BENA-03		27-Jun-11	Turbidity		NTU		
BENA-03		25-Jul-11	Dissolved oxygen (DO)		mg/l		
BENA-03		25-Jul-11	Dissolved oxygen saturation		%		
BENA-03		25-Jul-11	pH		none		
BENA-03		25-Jul-11	Specific conductance		umho/cm		
BENA-03		25-Jul-11	Temperature, air		deg C		
BENA-03		25-Jul-11	Temperature, water		deg C		
BENA-03		25-Jul-11	Turbidity		NTU		
BENA-03		20-Sep-11	Dissolved oxygen (DO)		mg/l		
BENA-03		20-Sep-11	Dissolved oxygen saturation		%		
BENA-03		20-Sep-11	pH		none		
BENA-03		20-Sep-11	Specific conductance		umho/cm		
BENA-03		20-Sep-11	Temperature, air		deg C		
BENA-03		20-Sep-11	Temperature, water		deg C		
BENA-03		20-Sep-11	Turbidity		NTU		
BENC-01		07-Jun-11	Dissolved oxygen (DO)		mg/l		
BENC-01		07-Jun-11	Dissolved oxygen saturation		%		
BENC-01		07-Jun-11	pH		none		

StationCode	WaterbodyName	CollectionDate	Analyte	SampleFraction	ResultUnits	Qualifier	MethodDetectionLimit
BENC-01		07-Jun-11	Specific conductance		umho/cm		
BENC-01		07-Jun-11	Temperature, air		deg C		
BENC-01		07-Jun-11	Temperature, water		deg C		
BENC-01		07-Jun-11	Turbidity		NTU		
BENC-01		22-Jun-11	Dissolved oxygen (DO)		mg/l		
BENC-01		22-Jun-11	Dissolved oxygen saturation		%		
BENC-01		22-Jun-11	pH		none		
BENC-01		22-Jun-11	Specific conductance		umho/cm		
BENC-01		22-Jun-11	Temperature, air		deg C		
BENC-01		22-Jun-11	Temperature, water		deg C		
BENC-01		22-Jun-11	Turbidity		NTU		
BENC-01		20-Sep-11	Dissolved oxygen (DO)		mg/l		
BENC-01		20-Sep-11	Dissolved oxygen saturation		%		
BENC-01		20-Sep-11	pH		none		
BENC-01		20-Sep-11	Specific conductance		umho/cm		
BENC-01		20-Sep-11	Temperature, air		deg C		
BENC-01		20-Sep-11	Temperature, water		deg C		
BENC-01		20-Sep-11	Turbidity		NTU		
BEN-01	KICKAPOO CREEK	07-Jun-11	Alkalinity, total		mg/l		1.46
BEN-01	KICKAPOO CREEK	07-Jun-11	Aluminum	Dissolved	ug/l	J	2.78
BEN-01	KICKAPOO CREEK	07-Jun-11	Aluminum	Total	ug/l		2.78
BEN-01	KICKAPOO CREEK	07-Jun-11	Ammonia-nitrogen	Total	mg/l	ND	0.02
BEN-01	KICKAPOO CREEK	07-Jun-11	Arsenic	Dissolved	ug/l	V	0.94
BEN-01	KICKAPOO CREEK	07-Jun-11	Arsenic	Total	ug/l	J	0.94
BEN-01	KICKAPOO CREEK	07-Jun-11	Barium	Dissolved	ug/l		0.13
BEN-01	KICKAPOO CREEK	07-Jun-11	Barium	Total	ug/l		0.13
BEN-01	KICKAPOO CREEK	07-Jun-11	Beryllium	Dissolved	ug/l	ND	0.08
BEN-01	KICKAPOO CREEK	07-Jun-11	Beryllium	Total	ug/l	ND	0.08
BEN-01	KICKAPOO CREEK	07-Jun-11	Boron	Dissolved	ug/l		2.73
BEN-01	KICKAPOO CREEK	07-Jun-11	Boron	Total	ug/l		2.73
BEN-01	KICKAPOO CREEK	07-Jun-11	Cadmium	Dissolved	ug/l	ND	0.18
BEN-01	KICKAPOO CREEK	07-Jun-11	Cadmium	Total	ug/l	ND	0.18
BEN-01	KICKAPOO CREEK	07-Jun-11	Calcium	Dissolved	ug/l		4.76
BEN-01	KICKAPOO CREEK	07-Jun-11	Calcium	Total	ug/l		4.76
BEN-01	KICKAPOO CREEK	07-Jun-11	Chloride	Total	mg/l		0.29
BEN-01	KICKAPOO CREEK	07-Jun-11	Chromium	Dissolved	ug/l	J	0.24
BEN-01	KICKAPOO CREEK	07-Jun-11	Chromium	Total	ug/l	J	0.24
BEN-01	KICKAPOO CREEK	07-Jun-11	Cobalt	Dissolved	ug/l	J	0.22
BEN-01	KICKAPOO CREEK	07-Jun-11	Cobalt	Total	ug/l	J	0.22
BEN-01	KICKAPOO CREEK	07-Jun-11	Copper	Dissolved	ug/l		0.79
BEN-01	KICKAPOO CREEK	07-Jun-11	Copper	Total	ug/l		0.79
BEN-01	KICKAPOO CREEK	07-Jun-11	Cyanide	Total	mg/l	J	0.002
BEN-01	KICKAPOO CREEK	07-Jun-11	Fluoride	Total	mg/l		0.02
BEN-01	KICKAPOO CREEK	07-Jun-11	Hardness, Ca, Mg		ug/l	C	
BEN-01	KICKAPOO CREEK	07-Jun-11	Inorganic nitrogen (nitrate and nitrite)	Total	mg/l		0.018
BEN-01	KICKAPOO CREEK	07-Jun-11	Iron	Dissolved	ug/l	J,J6	3.06
BEN-01	KICKAPOO CREEK	07-Jun-11	Iron	Total	ug/l	J6	3.06
BEN-01	KICKAPOO CREEK	07-Jun-11	Kjeldahl nitrogen	Total	mg/l	J	0.098
BEN-01	KICKAPOO CREEK	07-Jun-11	Lead	Dissolved	ug/l		0.67
BEN-01	KICKAPOO CREEK	07-Jun-11	Lead	Total	ug/l		0.67
BEN-01	KICKAPOO CREEK	07-Jun-11	Magnesium	Dissolved	ug/l		4.69
BEN-01	KICKAPOO CREEK	07-Jun-11	Magnesium	Total	ug/l		4.69
BEN-01	KICKAPOO CREEK	07-Jun-11	Manganese	Dissolved	ug/l		0.05
BEN-01	KICKAPOO CREEK	07-Jun-11	Manganese	Total	ug/l		0.05
BEN-01	KICKAPOO CREEK	07-Jun-11	Nickel	Dissolved	ug/l	J	0.41
BEN-01	KICKAPOO CREEK	07-Jun-11	Nickel	Total	ug/l	J	0.41
BEN-01	KICKAPOO CREEK	07-Jun-11	Organic carbon	Total	mg/l		0.02
BEN-01	KICKAPOO CREEK	07-Jun-11	Phenols	Total	ug/l	J	1.53
BEN-01	KICKAPOO CREEK	07-Jun-11	Phosphorus	Dissolved	mg/l		0.002
BEN-01	KICKAPOO CREEK	07-Jun-11	Phosphorus	Total	mg/l		0.002
BEN-01	KICKAPOO CREEK	07-Jun-11	Potassium	Dissolved	ug/l		8.13
BEN-01	KICKAPOO CREEK	07-Jun-11	Potassium	Total	ug/l		8.13
BEN-01	KICKAPOO CREEK	07-Jun-11	Silver	Dissolved	ug/l	J	0.38
BEN-01	KICKAPOO CREEK	07-Jun-11	Silver	Total	ug/l	J	0.38
BEN-01	KICKAPOO CREEK	07-Jun-11	Sodium	Dissolved	ug/l		231
BEN-01	KICKAPOO CREEK	07-Jun-11	Sodium	Total	ug/l		231
BEN-01	KICKAPOO CREEK	07-Jun-11	Strontium	Dissolved	ug/l		0.38
BEN-01	KICKAPOO CREEK	07-Jun-11	Strontium	Total	ug/l		0.38
BEN-01	KICKAPOO CREEK	07-Jun-11	Sulfate	Total	mg/l		1.63
BEN-01	KICKAPOO CREEK	07-Jun-11	Temperature, sample		deg C		
BEN-01	KICKAPOO CREEK	07-Jun-11	Total suspended solids		mg/l		
BEN-01	KICKAPOO CREEK	07-Jun-11	Vanadium	Dissolved	ug/l	J	0.19
BEN-01	KICKAPOO CREEK	07-Jun-11	Vanadium	Total	ug/l	J	0.19
BEN-01	KICKAPOO CREEK	07-Jun-11	Volatile suspended solids		mg/l	Q	

StationCode	WaterbodyName	CollectionDate	Analyte	SampleFraction	ResultUnits	Qualifier	MethodDetectionLimit
BEN-01	KICKAPOO CREEK	07-Jun-11	Zinc	Dissolved	ug/l	J	0.35
BEN-01	KICKAPOO CREEK	07-Jun-11	Zinc	Total	ug/l		0.35
BEN-01	KICKAPOO CREEK	07-Jun-11	Chlorophyll a, corrected for pheophytin	Total	ug/l		
BEN-01	KICKAPOO CREEK	07-Jun-11	Chlorophyll a, uncorrected for pheophytin	Total	ug/l		
BEN-01	KICKAPOO CREEK	07-Jun-11	Chlorophyll b	Total	ug/l	J	
BEN-01	KICKAPOO CREEK	07-Jun-11	Chlorophyll c	Total	ug/l	J	
BEN-01	KICKAPOO CREEK	07-Jun-11	Pheophytin a	Total	ug/l	J	
BENC-01	RILEY CASSELL CREEK	07-Jun-11	Alkalinity, total		mg/l		1.46
BENC-01	RILEY CASSELL CREEK	07-Jun-11	Aluminum	Dissolved	ug/l	V	2.78
BENC-01	RILEY CASSELL CREEK	07-Jun-11	Aluminum	Total	ug/l	V	2.78
BENC-01	RILEY CASSELL CREEK	07-Jun-11	Ammonia-nitrogen	Total	mg/l	ND	0.02
BENC-01	RILEY CASSELL CREEK	07-Jun-11	Arsenic	Dissolved	ug/l	J	0.94
BENC-01	RILEY CASSELL CREEK	07-Jun-11	Arsenic	Total	ug/l	J	0.94
BENC-01	RILEY CASSELL CREEK	07-Jun-11	Barium	Dissolved	ug/l		0.13
BENC-01	RILEY CASSELL CREEK	07-Jun-11	Barium	Total	ug/l		0.13
BENC-01	RILEY CASSELL CREEK	07-Jun-11	Beryllium	Dissolved	ug/l	ND	0.08
BENC-01	RILEY CASSELL CREEK	07-Jun-11	Beryllium	Total	ug/l	ND	0.08
BENC-01	RILEY CASSELL CREEK	07-Jun-11	Boron	Dissolved	ug/l		2.73
BENC-01	RILEY CASSELL CREEK	07-Jun-11	Boron	Total	ug/l		2.73
BENC-01	RILEY CASSELL CREEK	07-Jun-11	Cadmium	Dissolved	ug/l	ND	0.18
BENC-01	RILEY CASSELL CREEK	07-Jun-11	Cadmium	Total	ug/l	ND	0.18
BENC-01	RILEY CASSELL CREEK	07-Jun-11	Calcium	Dissolved	ug/l		4.76
BENC-01	RILEY CASSELL CREEK	07-Jun-11	Calcium	Total	ug/l		4.76
BENC-01	RILEY CASSELL CREEK	07-Jun-11	Chloride	Total	mg/l		0.29
BENC-01	RILEY CASSELL CREEK	07-Jun-11	Chromium	Dissolved	ug/l	J	0.24
BENC-01	RILEY CASSELL CREEK	07-Jun-11	Chromium	Total	ug/l	ND	0.24
BENC-01	RILEY CASSELL CREEK	07-Jun-11	Cobalt	Dissolved	ug/l	J	0.22
BENC-01	RILEY CASSELL CREEK	07-Jun-11	Cobalt	Total	ug/l	ND	0.22
BENC-01	RILEY CASSELL CREEK	07-Jun-11	Copper	Dissolved	ug/l	J	0.79
BENC-01	RILEY CASSELL CREEK	07-Jun-11	Copper	Total	ug/l	J	0.79
BENC-01	RILEY CASSELL CREEK	07-Jun-11	Cyanide	Total	mg/l	ND	0.002
BENC-01	RILEY CASSELL CREEK	07-Jun-11	Fluoride	Total	mg/l		0.02
BENC-01	RILEY CASSELL CREEK	07-Jun-11	Hardness, Ca, Mg		ug/l	C	
BENC-01	RILEY CASSELL CREEK	07-Jun-11	Inorganic nitrogen (nitrate and nitrite)	Total	mg/l		0.018
BENC-01	RILEY CASSELL CREEK	07-Jun-11	Iron	Dissolved	ug/l	J6	3.06
BENC-01	RILEY CASSELL CREEK	07-Jun-11	Iron	Total	ug/l	J6	3.06
BENC-01	RILEY CASSELL CREEK	07-Jun-11	Kjeldahl nitrogen	Total	mg/l	J	0.098
BENC-01	RILEY CASSELL CREEK	07-Jun-11	Lead	Dissolved	ug/l	ND,V	0.67
BENC-01	RILEY CASSELL CREEK	07-Jun-11	Lead	Total	ug/l	ND,V	0.67
BENC-01	RILEY CASSELL CREEK	07-Jun-11	Magnesium	Dissolved	ug/l		4.69
BENC-01	RILEY CASSELL CREEK	07-Jun-11	Magnesium	Total	ug/l		4.69
BENC-01	RILEY CASSELL CREEK	07-Jun-11	Manganese	Dissolved	ug/l		0.05
BENC-01	RILEY CASSELL CREEK	07-Jun-11	Manganese	Total	ug/l		0.05
BENC-01	RILEY CASSELL CREEK	07-Jun-11	Nickel	Dissolved	ug/l	ND	0.41
BENC-01	RILEY CASSELL CREEK	07-Jun-11	Nickel	Total	ug/l	J	0.41
BENC-01	RILEY CASSELL CREEK	07-Jun-11	Organic carbon	Total	mg/l		0.02
BENC-01	RILEY CASSELL CREEK	07-Jun-11	Phenols	Total	ug/l	J	1.53
BENC-01	RILEY CASSELL CREEK	07-Jun-11	Phosphorus	Dissolved	mg/l		0.002
BENC-01	RILEY CASSELL CREEK	07-Jun-11	Phosphorus	Total	mg/l		0.002
BENC-01	RILEY CASSELL CREEK	07-Jun-11	Potassium	Dissolved	ug/l		8.13
BENC-01	RILEY CASSELL CREEK	07-Jun-11	Potassium	Total	ug/l		8.13
BENC-01	RILEY CASSELL CREEK	07-Jun-11	Silver	Dissolved	ug/l	ND	0.38
BENC-01	RILEY CASSELL CREEK	07-Jun-11	Silver	Total	ug/l	ND	0.38
BENC-01	RILEY CASSELL CREEK	07-Jun-11	Sodium	Dissolved	ug/l		231
BENC-01	RILEY CASSELL CREEK	07-Jun-11	Sodium	Total	ug/l		231
BENC-01	RILEY CASSELL CREEK	07-Jun-11	Strontium	Dissolved	ug/l		0.38
BENC-01	RILEY CASSELL CREEK	07-Jun-11	Strontium	Total	ug/l		0.38
BENC-01	RILEY CASSELL CREEK	07-Jun-11	Sulfate	Total	mg/l		1.63
BENC-01	RILEY CASSELL CREEK	07-Jun-11	Temperature, sample		deg C		
BENC-01	RILEY CASSELL CREEK	07-Jun-11	Total suspended solids		mg/l		
BENC-01	RILEY CASSELL CREEK	07-Jun-11	Vanadium	Dissolved	ug/l	ND	0.19
BENC-01	RILEY CASSELL CREEK	07-Jun-11	Vanadium	Total	ug/l	ND	0.19
BENC-01	RILEY CASSELL CREEK	07-Jun-11	Volatile suspended solids		mg/l	Q	
BENC-01	RILEY CASSELL CREEK	07-Jun-11	Zinc	Dissolved	ug/l	J,V	0.35
BENC-01	RILEY CASSELL CREEK	07-Jun-11	Zinc	Total	ug/l	J,V	0.35
BENC-01	RILEY CASSELL CREEK	07-Jun-11	Chlorophyll a, corrected for pheophytin	Total	ug/l		
BENC-01	RILEY CASSELL CREEK	07-Jun-11	Chlorophyll a, uncorrected for pheophytin	Total	ug/l		
BENC-01	RILEY CASSELL CREEK	07-Jun-11	Chlorophyll b	Total	ug/l	J	
BENC-01	RILEY CASSELL CREEK	07-Jun-11	Chlorophyll c	Total	ug/l	J	
BENC-01	RILEY CASSELL CREEK	07-Jun-11	Pheophytin a	Total	ug/l	J	
BENA-01	RILEY CREEK	07-Jun-11	Alkalinity, total		mg/l		1.46
BENA-01	RILEY CREEK	07-Jun-11	Aluminum	Dissolved	ug/l		2.78
BENA-01	RILEY CREEK	07-Jun-11	Aluminum	Total	ug/l		2.78
BENA-01	RILEY CREEK	07-Jun-11	Ammonia-nitrogen	Total	mg/l	ND	0.02

StationCode	WaterbodyName	CollectionDate	Analyte	SampleFraction	ResultUnits	Qualifier	MethodDetectionLimit
BENA-01	RILEY CREEK	07-Jun-11	Arsenic	Dissolved	ug/l	V	0.94
BENA-01	RILEY CREEK	07-Jun-11	Arsenic	Total	ug/l	V	0.94
BENA-01	RILEY CREEK	07-Jun-11	Barium	Dissolved	ug/l		0.13
BENA-01	RILEY CREEK	07-Jun-11	Barium	Total	ug/l		0.13
BENA-01	RILEY CREEK	07-Jun-11	Beryllium	Dissolved	ug/l	ND	0.08
BENA-01	RILEY CREEK	07-Jun-11	Beryllium	Total	ug/l	ND	0.08
BENA-01	RILEY CREEK	07-Jun-11	Boron	Dissolved	ug/l		2.73
BENA-01	RILEY CREEK	07-Jun-11	Boron	Total	ug/l		2.73
BENA-01	RILEY CREEK	07-Jun-11	Cadmium	Dissolved	ug/l	ND	0.18
BENA-01	RILEY CREEK	07-Jun-11	Cadmium	Total	ug/l	ND	0.18
BENA-01	RILEY CREEK	07-Jun-11	Calcium	Dissolved	ug/l		4.76
BENA-01	RILEY CREEK	07-Jun-11	Calcium	Total	ug/l		4.76
BENA-01	RILEY CREEK	07-Jun-11	Chloride	Total	mg/l		0.29
BENA-01	RILEY CREEK	07-Jun-11	Chromium	Dissolved	ug/l	J	0.24
BENA-01	RILEY CREEK	07-Jun-11	Chromium	Total	ug/l	J	0.24
BENA-01	RILEY CREEK	07-Jun-11	Cobalt	Dissolved	ug/l	J	0.22
BENA-01	RILEY CREEK	07-Jun-11	Cobalt	Total	ug/l	J	0.22
BENA-01	RILEY CREEK	07-Jun-11	Copper	Dissolved	ug/l		0.79
BENA-01	RILEY CREEK	07-Jun-11	Copper	Total	ug/l		0.79
BENA-01	RILEY CREEK	07-Jun-11	Cyanide	Total	mg/l	J	0.002
BENA-01	RILEY CREEK	07-Jun-11	Fluoride	Total	mg/l		0.02
BENA-01	RILEY CREEK	07-Jun-11	Hardness, Ca, Mg		ug/l	C	
BENA-01	RILEY CREEK	07-Jun-11	Inorganic nitrogen (nitrate and nitrite)	Total	mg/l		0.018
BENA-01	RILEY CREEK	07-Jun-11	Iron	Dissolved	ug/l	J,J6	3.06
BENA-01	RILEY CREEK	07-Jun-11	Iron	Total	ug/l	J6	3.06
BENA-01	RILEY CREEK	07-Jun-11	Kjeldahl nitrogen	Total	mg/l	J	0.098
BENA-01	RILEY CREEK	07-Jun-11	Lead	Dissolved	ug/l	J	0.67
BENA-01	RILEY CREEK	07-Jun-11	Lead	Total	ug/l		0.67
BENA-01	RILEY CREEK	07-Jun-11	Magnesium	Dissolved	ug/l		4.69
BENA-01	RILEY CREEK	07-Jun-11	Magnesium	Total	ug/l		4.69
BENA-01	RILEY CREEK	07-Jun-11	Manganese	Dissolved	ug/l		0.05
BENA-01	RILEY CREEK	07-Jun-11	Manganese	Total	ug/l		0.05
BENA-01	RILEY CREEK	07-Jun-11	Nickel	Dissolved	ug/l	J	0.41
BENA-01	RILEY CREEK	07-Jun-11	Nickel	Total	ug/l	ND	0.41
BENA-01	RILEY CREEK	07-Jun-11	Organic carbon	Total	mg/l		0.02
BENA-01	RILEY CREEK	07-Jun-11	Phenols	Total	ug/l	J	1.53
BENA-01	RILEY CREEK	07-Jun-11	Phosphorus	Dissolved	mg/l		0.002
BENA-01	RILEY CREEK	07-Jun-11	Phosphorus	Total	mg/l		0.002
BENA-01	RILEY CREEK	07-Jun-11	Potassium	Dissolved	ug/l		8.13
BENA-01	RILEY CREEK	07-Jun-11	Potassium	Total	ug/l		8.13
BENA-01	RILEY CREEK	07-Jun-11	Silver	Dissolved	ug/l	J	0.38
BENA-01	RILEY CREEK	07-Jun-11	Silver	Total	ug/l	J	0.38
BENA-01	RILEY CREEK	07-Jun-11	Sodium	Dissolved	ug/l		231
BENA-01	RILEY CREEK	07-Jun-11	Sodium	Total	ug/l		231
BENA-01	RILEY CREEK	07-Jun-11	Strontium	Dissolved	ug/l		0.38
BENA-01	RILEY CREEK	07-Jun-11	Strontium	Total	ug/l		0.38
BENA-01	RILEY CREEK	07-Jun-11	Sulfate	Total	mg/l		1.63
BENA-01	RILEY CREEK	07-Jun-11	Temperature, sample		deg C		
BENA-01	RILEY CREEK	07-Jun-11	Total suspended solids		mg/l		
BENA-01	RILEY CREEK	07-Jun-11	Vanadium	Dissolved	ug/l	J	0.19
BENA-01	RILEY CREEK	07-Jun-11	Vanadium	Total	ug/l	J	0.19
BENA-01	RILEY CREEK	07-Jun-11	Volatile suspended solids		mg/l	Q	
BENA-01	RILEY CREEK	07-Jun-11	Zinc	Dissolved	ug/l	J	0.35
BENA-01	RILEY CREEK	07-Jun-11	Zinc	Total	ug/l		0.35
BENA-01	RILEY CREEK	07-Jun-11	Chlorophyll a, corrected for pheophytin	Total	ug/l		
BENA-01	RILEY CREEK	07-Jun-11	Chlorophyll a, uncorrected for pheophytin	Total	ug/l		
BENA-01	RILEY CREEK	07-Jun-11	Chlorophyll b	Total	ug/l		
BENA-01	RILEY CREEK	07-Jun-11	Chlorophyll c	Total	ug/l	J	
BENA-01	RILEY CREEK	07-Jun-11	Pheophytin a	Total	ug/l	J	
BENA-03	RILEY CREEK	07-Jun-11	Alkalinity, total		mg/l		1.46
BENA-03	RILEY CREEK	07-Jun-11	Aluminum	Dissolved	ug/l		2.78
BENA-03	RILEY CREEK	07-Jun-11	Aluminum	Total	ug/l		2.78
BENA-03	RILEY CREEK	07-Jun-11	Ammonia-nitrogen	Total	mg/l	ND	0.02
BENA-03	RILEY CREEK	07-Jun-11	Arsenic	Dissolved	ug/l	V	0.94
BENA-03	RILEY CREEK	07-Jun-11	Arsenic	Total	ug/l	V	0.94
BENA-03	RILEY CREEK	07-Jun-11	Barium	Dissolved	ug/l		0.13
BENA-03	RILEY CREEK	07-Jun-11	Barium	Total	ug/l		0.13
BENA-03	RILEY CREEK	07-Jun-11	Beryllium	Dissolved	ug/l	ND	0.08
BENA-03	RILEY CREEK	07-Jun-11	Beryllium	Total	ug/l	ND	0.08
BENA-03	RILEY CREEK	07-Jun-11	Boron	Dissolved	ug/l		2.73
BENA-03	RILEY CREEK	07-Jun-11	Boron	Total	ug/l		2.73
BENA-03	RILEY CREEK	07-Jun-11	Cadmium	Dissolved	ug/l	ND	0.18
BENA-03	RILEY CREEK	07-Jun-11	Cadmium	Total	ug/l	ND	0.18
BENA-03	RILEY CREEK	07-Jun-11	Calcium	Dissolved	ug/l		4.76

StationCode	WaterbodyName	CollectionDate	Analyte	SampleFraction	ResultUnits	Qualifier	MethodDetectionLimit
BENA-03	RILEY CREEK	07-Jun-11	Calcium	Total	ug/l		4.76
BENA-03	RILEY CREEK	07-Jun-11	Chloride	Total	mg/l		0.29
BENA-03	RILEY CREEK	07-Jun-11	Chromium	Dissolved	ug/l	J	0.24
BENA-03	RILEY CREEK	07-Jun-11	Chromium	Total	ug/l	J	0.24
BENA-03	RILEY CREEK	07-Jun-11	Cobalt	Dissolved	ug/l	J	0.22
BENA-03	RILEY CREEK	07-Jun-11	Cobalt	Total	ug/l	ND	0.22
BENA-03	RILEY CREEK	07-Jun-11	Copper	Dissolved	ug/l	J	0.79
BENA-03	RILEY CREEK	07-Jun-11	Copper	Total	ug/l		0.79
BENA-03	RILEY CREEK	07-Jun-11	Cyanide	Total	mg/l	ND	0.002
BENA-03	RILEY CREEK	07-Jun-11	Fluoride	Total	mg/l		0.02
BENA-03	RILEY CREEK	07-Jun-11	Hardness, Ca, Mg		ug/l	C	
BENA-03	RILEY CREEK	07-Jun-11	Inorganic nitrogen (nitrate and nitrite)	Total	mg/l	Q	0.018
BENA-03	RILEY CREEK	07-Jun-11	Iron	Dissolved	ug/l	J,J6	3.06
BENA-03	RILEY CREEK	07-Jun-11	Iron	Total	ug/l	J6	3.06
BENA-03	RILEY CREEK	07-Jun-11	Kjeldahl nitrogen	Total	mg/l	J	0.098
BENA-03	RILEY CREEK	07-Jun-11	Lead	Dissolved	ug/l		0.67
BENA-03	RILEY CREEK	07-Jun-11	Lead	Total	ug/l	J	0.67
BENA-03	RILEY CREEK	07-Jun-11	Magnesium	Dissolved	ug/l		4.69
BENA-03	RILEY CREEK	07-Jun-11	Magnesium	Total	ug/l		4.69
BENA-03	RILEY CREEK	07-Jun-11	Manganese	Dissolved	ug/l		0.05
BENA-03	RILEY CREEK	07-Jun-11	Manganese	Total	ug/l		0.05
BENA-03	RILEY CREEK	07-Jun-11	Nickel	Dissolved	ug/l	J	0.41
BENA-03	RILEY CREEK	07-Jun-11	Nickel	Total	ug/l	ND	0.41
BENA-03	RILEY CREEK	07-Jun-11	Organic carbon	Total	mg/l		0.02
BENA-03	RILEY CREEK	07-Jun-11	Phenols	Total	ug/l	ND	1.53
BENA-03	RILEY CREEK	07-Jun-11	Phosphorus	Dissolved	mg/l		0.002
BENA-03	RILEY CREEK	07-Jun-11	Phosphorus	Total	mg/l		0.002
BENA-03	RILEY CREEK	07-Jun-11	Potassium	Dissolved	ug/l		8.13
BENA-03	RILEY CREEK	07-Jun-11	Potassium	Total	ug/l		8.13
BENA-03	RILEY CREEK	07-Jun-11	Silver	Dissolved	ug/l	J	0.38
BENA-03	RILEY CREEK	07-Jun-11	Silver	Total	ug/l	J	0.38
BENA-03	RILEY CREEK	07-Jun-11	Sodium	Dissolved	ug/l		231
BENA-03	RILEY CREEK	07-Jun-11	Sodium	Total	ug/l		231
BENA-03	RILEY CREEK	07-Jun-11	Strontium	Dissolved	ug/l		0.38
BENA-03	RILEY CREEK	07-Jun-11	Strontium	Total	ug/l		0.38
BENA-03	RILEY CREEK	07-Jun-11	Sulfate	Total	mg/l	J	1.63
BENA-03	RILEY CREEK	07-Jun-11	Temperature, sample		deg C		
BENA-03	RILEY CREEK	07-Jun-11	Total suspended solids		mg/l		
BENA-03	RILEY CREEK	07-Jun-11	Vanadium	Dissolved	ug/l	J	0.19
BENA-03	RILEY CREEK	07-Jun-11	Vanadium	Total	ug/l	J	0.19
BENA-03	RILEY CREEK	07-Jun-11	Volatile suspended solids		mg/l	Q	
BENA-03	RILEY CREEK	07-Jun-11	Zinc	Dissolved	ug/l		0.35
BENA-03	RILEY CREEK	07-Jun-11	Zinc	Total	ug/l		0.35
BENA-03	RILEY CREEK	07-Jun-11	Chlorophyll a, corrected for pheophytin	Total	ug/l		
BENA-03	RILEY CREEK	07-Jun-11	Chlorophyll a, uncorrected for pheophytin	Total	ug/l		
BENA-03	RILEY CREEK	07-Jun-11	Chlorophyll b	Total	ug/l	J	
BENA-03	RILEY CREEK	07-Jun-11	Chlorophyll c	Total	ug/l		
BENA-03	RILEY CREEK	07-Jun-11	Pheophytin a	Total	ug/l	ND	0.5
BENA-01	RILEY CREEK	14-Jun-11	Ammonia-nitrogen	Total	mg/l	ND	0.02
BENA-01	RILEY CREEK	14-Jun-11	Inorganic nitrogen (nitrate and nitrite)	Total	mg/l		0.018
BENA-01	RILEY CREEK	14-Jun-11	Kjeldahl nitrogen	Total	mg/l	J	0.098
BENA-01	RILEY CREEK	14-Jun-11	Phosphorus	Total	mg/l		0.002
BENA-01	RILEY CREEK	14-Jun-11	Temperature, sample		deg C		
BENA-01	RILEY CREEK	14-Jun-11	Total suspended solids		mg/l		
BENA-01	RILEY CREEK	14-Jun-11	Volatile suspended solids		mg/l	ND	4
BENA-01	RILEY CREEK	14-Jun-11	Ammonia-nitrogen	Total	mg/l	ND	0.02
BENC-01	RILEY CASSELL CREEK	14-Jun-11	Inorganic nitrogen (nitrate and nitrite)	Total	mg/l		0.018
BENC-01	RILEY CASSELL CREEK	14-Jun-11	Kjeldahl nitrogen	Total	mg/l	J	0.098
BENC-01	RILEY CASSELL CREEK	14-Jun-11	Phosphorus	Total	mg/l		0.002
BENC-01	RILEY CASSELL CREEK	14-Jun-11	Temperature, sample		deg C		
BENC-01	RILEY CASSELL CREEK	14-Jun-11	Total suspended solids		mg/l	ND	4
BENC-01	RILEY CASSELL CREEK	14-Jun-11	Volatile suspended solids		mg/l	ND	4
BENA-03	RILEY CREEK	14-Jun-11	Ammonia-nitrogen	Total	mg/l	ND	0.02
BENA-03	RILEY CREEK	14-Jun-11	Inorganic nitrogen (nitrate and nitrite)	Total	mg/l		0.018
BENA-03	RILEY CREEK	14-Jun-11	Kjeldahl nitrogen	Total	mg/l	ND	0.098
BENA-03	RILEY CREEK	14-Jun-11	Phosphorus	Total	mg/l		0.002
BENA-03	RILEY CREEK	14-Jun-11	Temperature, sample		deg C		
BENA-03	RILEY CREEK	14-Jun-11	Total suspended solids		mg/l	ND	4
BENA-03	RILEY CREEK	14-Jun-11	Volatile suspended solids		mg/l	ND	4
BEN-01	KICKAPOO CREEK	15-Jun-11	Ammonia-nitrogen	Total	mg/l	ND	0.02
BEN-01	KICKAPOO CREEK	15-Jun-11	Inorganic nitrogen (nitrate and nitrite)	Total	mg/l	Q	0.018
BEN-01	KICKAPOO CREEK	15-Jun-11	Kjeldahl nitrogen	Total	mg/l	J	0.098
BEN-01	KICKAPOO CREEK	15-Jun-11	Phosphorus	Total	mg/l		0.002
BEN-01	KICKAPOO CREEK	15-Jun-11	Temperature, sample		deg C		

StationCode	WaterbodyName	CollectionDate	Analyte	SampleFraction	ResultUnits	Qualifier	MethodDetectionLimit
BEN-01	KICKAPOO CREEK	15-Jun-11	Total suspended solids		mg/l		
BEN-01	KICKAPOO CREEK	15-Jun-11	Volatile suspended solids		mg/l		
BENC-01	RILEY CASSELL CREEK	22-Jun-11	Alkalinity, total		mg/l		1.46
BENC-01	RILEY CASSELL CREEK	22-Jun-11	Aluminum	Dissolved	ug/l	J,V	2.78
BENC-01	RILEY CASSELL CREEK	22-Jun-11	Aluminum	Total	ug/l	V	2.78
BENC-01	RILEY CASSELL CREEK	22-Jun-11	Ammonia-nitrogen	Total	mg/l	J	0.02
BENC-01	RILEY CASSELL CREEK	22-Jun-11	Arsenic	Dissolved	ug/l	V	0.94
BENC-01	RILEY CASSELL CREEK	22-Jun-11	Arsenic	Total	ug/l	V	0.94
BENC-01	RILEY CASSELL CREEK	22-Jun-11	Barium	Dissolved	ug/l		0.13
BENC-01	RILEY CASSELL CREEK	22-Jun-11	Barium	Total	ug/l		0.13
BENC-01	RILEY CASSELL CREEK	22-Jun-11	Beryllium	Dissolved	ug/l	ND	0.08
BENC-01	RILEY CASSELL CREEK	22-Jun-11	Beryllium	Total	ug/l	ND	0.08
BENC-01	RILEY CASSELL CREEK	22-Jun-11	Boron	Dissolved	ug/l	V	2.73
BENC-01	RILEY CASSELL CREEK	22-Jun-11	Boron	Total	ug/l	V	2.73
BENC-01	RILEY CASSELL CREEK	22-Jun-11	Cadmium	Dissolved	ug/l	J	0.18
BENC-01	RILEY CASSELL CREEK	22-Jun-11	Cadmium	Total	ug/l	J	0.18
BENC-01	RILEY CASSELL CREEK	22-Jun-11	Calcium	Dissolved	ug/l		4.76
BENC-01	RILEY CASSELL CREEK	22-Jun-11	Calcium	Total	ug/l		4.76
BENC-01	RILEY CASSELL CREEK	22-Jun-11	Chloride	Total	mg/l		0.29
BENC-01	RILEY CASSELL CREEK	22-Jun-11	Chromium	Dissolved	ug/l	ND	0.24
BENC-01	RILEY CASSELL CREEK	22-Jun-11	Chromium	Total	ug/l	ND	0.24
BENC-01	RILEY CASSELL CREEK	22-Jun-11	Cobalt	Dissolved	ug/l	J	0.22
BENC-01	RILEY CASSELL CREEK	22-Jun-11	Cobalt	Total	ug/l	J	0.22
BENC-01	RILEY CASSELL CREEK	22-Jun-11	Copper	Dissolved	ug/l	V	0.79
BENC-01	RILEY CASSELL CREEK	22-Jun-11	Copper	Total	ug/l	V	0.79
BENC-01	RILEY CASSELL CREEK	22-Jun-11	Cyanide	Total	mg/l	ND	0.002
BENC-01	RILEY CASSELL CREEK	22-Jun-11	Fluoride	Total	mg/l		0.02
BENC-01	RILEY CASSELL CREEK	22-Jun-11	Hardness, Ca, Mg		ug/l	C	
BENC-01	RILEY CASSELL CREEK	22-Jun-11	Inorganic nitrogen (nitrate and nitrite)	Total	mg/l		0.018
BENC-01	RILEY CASSELL CREEK	22-Jun-11	Iron	Dissolved	ug/l	J,J6	3.06
BENC-01	RILEY CASSELL CREEK	22-Jun-11	Iron	Total	ug/l	J6	3.06
BENC-01	RILEY CASSELL CREEK	22-Jun-11	Kjeldahl nitrogen	Total	mg/l	ND,S	0.5
BENC-01	RILEY CASSELL CREEK	22-Jun-11	Lead	Dissolved	ug/l	ND	0.67
BENC-01	RILEY CASSELL CREEK	22-Jun-11	Lead	Total	ug/l	ND	0.67
BENC-01	RILEY CASSELL CREEK	22-Jun-11	Magnesium	Dissolved	ug/l		4.69
BENC-01	RILEY CASSELL CREEK	22-Jun-11	Magnesium	Total	ug/l		4.69
BENC-01	RILEY CASSELL CREEK	22-Jun-11	Manganese	Dissolved	ug/l		0.05
BENC-01	RILEY CASSELL CREEK	22-Jun-11	Manganese	Total	ug/l		0.05
BENC-01	RILEY CASSELL CREEK	22-Jun-11	Nickel	Dissolved	ug/l	ND	0.41
BENC-01	RILEY CASSELL CREEK	22-Jun-11	Nickel	Total	ug/l	ND	0.41
BENC-01	RILEY CASSELL CREEK	22-Jun-11	Organic carbon	Total	mg/l		0.02
BENC-01	RILEY CASSELL CREEK	22-Jun-11	Phenols	Total	ug/l	ND	1.53
BENC-01	RILEY CASSELL CREEK	22-Jun-11	Phosphorus	Dissolved	mg/l		0.002
BENC-01	RILEY CASSELL CREEK	22-Jun-11	Phosphorus	Total	mg/l		0.002
BENC-01	RILEY CASSELL CREEK	22-Jun-11	Potassium	Dissolved	ug/l		8.13
BENC-01	RILEY CASSELL CREEK	22-Jun-11	Potassium	Total	ug/l		8.13
BENC-01	RILEY CASSELL CREEK	22-Jun-11	Silver	Dissolved	ug/l	J	0.38
BENC-01	RILEY CASSELL CREEK	22-Jun-11	Silver	Total	ug/l	J	0.38
BENC-01	RILEY CASSELL CREEK	22-Jun-11	Sodium	Dissolved	ug/l		231
BENC-01	RILEY CASSELL CREEK	22-Jun-11	Sodium	Total	ug/l		231
BENC-01	RILEY CASSELL CREEK	22-Jun-11	Strontium	Dissolved	ug/l		0.38
BENC-01	RILEY CASSELL CREEK	22-Jun-11	Strontium	Total	ug/l		0.38
BENC-01	RILEY CASSELL CREEK	22-Jun-11	Sulfate	Total	mg/l		1.63
BENC-01	RILEY CASSELL CREEK	22-Jun-11	Temperature, sample		deg C		
BENC-01	RILEY CASSELL CREEK	22-Jun-11	Total suspended solids		mg/l		
BENC-01	RILEY CASSELL CREEK	22-Jun-11	Vanadium	Dissolved	ug/l	ND	0.19
BENC-01	RILEY CASSELL CREEK	22-Jun-11	Vanadium	Total	ug/l	ND	0.19
BENC-01	RILEY CASSELL CREEK	22-Jun-11	Volatile suspended solids		mg/l		
BENC-01	RILEY CASSELL CREEK	22-Jun-11	Zinc	Dissolved	ug/l	J,V	0.35
BENC-01	RILEY CASSELL CREEK	22-Jun-11	Zinc	Total	ug/l	ND,V	0.35
BENC-01	RILEY CASSELL CREEK	22-Jun-11	Chlorophyll a, corrected for pheophytin	Total	ug/l		
BENC-01	RILEY CASSELL CREEK	22-Jun-11	Chlorophyll a, uncorrected for pheophytin	Total	ug/l		
BENC-01	RILEY CASSELL CREEK	22-Jun-11	Chlorophyll b	Total	ug/l	J	
BENC-01	RILEY CASSELL CREEK	22-Jun-11	Chlorophyll c	Total	ug/l	J	
BENC-01	RILEY CASSELL CREEK	22-Jun-11	Pheophytin a	Total	ug/l	ND	0.5
BENA-03	RILEY CREEK	27-Jun-11	Alkalinity, total		mg/l		1.46
BENA-03	RILEY CREEK	27-Jun-11	Aluminum	Dissolved	ug/l		2.78
BENA-03	RILEY CREEK	27-Jun-11	Aluminum	Total	ug/l		2.78
BENA-03	RILEY CREEK	27-Jun-11	Ammonia-nitrogen	Total	mg/l	ND	0.02
BENA-03	RILEY CREEK	27-Jun-11	Arsenic	Dissolved	ug/l	V	0.94
BENA-03	RILEY CREEK	27-Jun-11	Arsenic	Total	ug/l	V	0.94
BENA-03	RILEY CREEK	27-Jun-11	Barium	Dissolved	ug/l		0.13
BENA-03	RILEY CREEK	27-Jun-11	Barium	Total	ug/l		0.13
BENA-03	RILEY CREEK	27-Jun-11	Beryllium	Dissolved	ug/l	ND	0.08

StationCode	WaterbodyName	CollectionDate	Analyte	SampleFraction	ResultUnits	Qualifier	MethodDetectionLimit
BENA-03	RILEY CREEK	27-Jun-11	Beryllium	Total	ug/l	ND	0.08
BENA-03	RILEY CREEK	27-Jun-11	Boron	Dissolved	ug/l		2.73
BENA-03	RILEY CREEK	27-Jun-11	Boron	Total	ug/l		2.73
BENA-03	RILEY CREEK	27-Jun-11	Cadmium	Dissolved	ug/l	J	0.18
BENA-03	RILEY CREEK	27-Jun-11	Cadmium	Total	ug/l	J	0.18
BENA-03	RILEY CREEK	27-Jun-11	Calcium	Dissolved	ug/l		4.76
BENA-03	RILEY CREEK	27-Jun-11	Calcium	Total	ug/l		4.76
BENA-03	RILEY CREEK	27-Jun-11	Chloride	Total	mg/l		0.29
BENA-03	RILEY CREEK	27-Jun-11	Chromium	Dissolved	ug/l	ND	0.24
BENA-03	RILEY CREEK	27-Jun-11	Chromium	Total	ug/l	J	0.24
BENA-03	RILEY CREEK	27-Jun-11	Cobalt	Dissolved	ug/l	J	0.22
BENA-03	RILEY CREEK	27-Jun-11	Cobalt	Total	ug/l		0.22
BENA-03	RILEY CREEK	27-Jun-11	Copper	Dissolved	ug/l	V	0.79
BENA-03	RILEY CREEK	27-Jun-11	Copper	Total	ug/l	V	0.79
BENA-03	RILEY CREEK	27-Jun-11	Cyanide	Total	mg/l	J	0.002
BENA-03	RILEY CREEK	27-Jun-11	Fluoride	Total	mg/l		0.02
BENA-03	RILEY CREEK	27-Jun-11	Hardness, Ca, Mg		ug/l	C	
BENA-03	RILEY CREEK	27-Jun-11	Inorganic nitrogen (nitrate and nitrite)	Total	mg/l		0.018
BENA-03	RILEY CREEK	27-Jun-11	Iron	Dissolved	ug/l		3.06
BENA-03	RILEY CREEK	27-Jun-11	Iron	Total	ug/l		3.06
BENA-03	RILEY CREEK	27-Jun-11	Kjeldahl nitrogen	Total	mg/l	S	0.5
BENA-03	RILEY CREEK	27-Jun-11	Lead	Dissolved	ug/l	V	0.67
BENA-03	RILEY CREEK	27-Jun-11	Lead	Total	ug/l	V	0.67
BENA-03	RILEY CREEK	27-Jun-11	Magnesium	Dissolved	ug/l	J6	4.69
BENA-03	RILEY CREEK	27-Jun-11	Magnesium	Total	ug/l	J6	4.69
BENA-03	RILEY CREEK	27-Jun-11	Manganese	Dissolved	ug/l		0.05
BENA-03	RILEY CREEK	27-Jun-11	Manganese	Total	ug/l		0.05
BENA-03	RILEY CREEK	27-Jun-11	Nickel	Dissolved	ug/l	ND	0.41
BENA-03	RILEY CREEK	27-Jun-11	Nickel	Total	ug/l		0.41
BENA-03	RILEY CREEK	27-Jun-11	Organic carbon	Total	mg/l		0.02
BENA-03	RILEY CREEK	27-Jun-11	Phenols	Total	ug/l	ND	1.53
BENA-03	RILEY CREEK	27-Jun-11	Phosphorus	Dissolved	mg/l		0.002
BENA-03	RILEY CREEK	27-Jun-11	Phosphorus	Total	mg/l		0.002
BENA-03	RILEY CREEK	27-Jun-11	Potassium	Dissolved	ug/l		8.13
BENA-03	RILEY CREEK	27-Jun-11	Potassium	Total	ug/l		8.13
BENA-03	RILEY CREEK	27-Jun-11	Silver	Dissolved	ug/l	J,V	0.38
BENA-03	RILEY CREEK	27-Jun-11	Silver	Total	ug/l	ND,V	0.38
BENA-03	RILEY CREEK	27-Jun-11	Sodium	Dissolved	ug/l		231
BENA-03	RILEY CREEK	27-Jun-11	Sodium	Total	ug/l		231
BENA-03	RILEY CREEK	27-Jun-11	Strontium	Dissolved	ug/l		0.38
BENA-03	RILEY CREEK	27-Jun-11	Strontium	Total	ug/l		0.38
BENA-03	RILEY CREEK	27-Jun-11	Sulfate	Total	mg/l		1.63
BENA-03	RILEY CREEK	27-Jun-11	Temperature, sample		deg C		
BENA-03	RILEY CREEK	27-Jun-11	Total suspended solids		mg/l		
BENA-03	RILEY CREEK	27-Jun-11	Vanadium	Dissolved	ug/l	ND	0.19
BENA-03	RILEY CREEK	27-Jun-11	Vanadium	Total	ug/l		0.19
BENA-03	RILEY CREEK	27-Jun-11	Volatile suspended solids		mg/l		
BENA-03	RILEY CREEK	27-Jun-11	Zinc	Dissolved	ug/l	ND,V	0.35
BENA-03	RILEY CREEK	27-Jun-11	Zinc	Total	ug/l	V	0.35
BENA-03	RILEY CREEK	27-Jun-11	Chlorophyll a, corrected for pheophytin	Total	ug/l	J3	
BENA-03	RILEY CREEK	27-Jun-11	Chlorophyll a, uncorrected for pheophytin	Total	ug/l		
BENA-03	RILEY CREEK	27-Jun-11	Chlorophyll b	Total	ug/l		
BENA-03	RILEY CREEK	27-Jun-11	Chlorophyll c	Total	ug/l		
BENA-03	RILEY CREEK	27-Jun-11	Pheophytin a	Total	ug/l	J3	
BEN-01	KICKAPOO CREEK	12-Jul-11	Ammonia-nitrogen	Total	mg/l	ND	0.02
BEN-01	KICKAPOO CREEK	12-Jul-11	Inorganic nitrogen (nitrate and nitrite)	Total	mg/l		0.018
BEN-01	KICKAPOO CREEK	12-Jul-11	Kjeldahl nitrogen	Total	mg/l	J	0.098
BEN-01	KICKAPOO CREEK	12-Jul-11	Phosphorus	Total	mg/l		0.002
BEN-01	KICKAPOO CREEK	12-Jul-11	Temperature, sample		deg C		
BEN-01	KICKAPOO CREEK	12-Jul-11	Total suspended solids		mg/l		
BEN-01	KICKAPOO CREEK	12-Jul-11	Volatile suspended solids		mg/l	ND	4
BENA-01	RILEY CREEK	14-Jul-11	Alkalinity, total		mg/l		1.46
BENA-01	RILEY CREEK	14-Jul-11	Aluminum	Dissolved	ug/l	J	2.78
BENA-01	RILEY CREEK	14-Jul-11	Aluminum	Total	ug/l		2.78
BENA-01	RILEY CREEK	14-Jul-11	Ammonia-nitrogen	Total	mg/l	J	0.02
BENA-01	RILEY CREEK	14-Jul-11	Arsenic	Dissolved	ug/l		0.94
BENA-01	RILEY CREEK	14-Jul-11	Arsenic	Total	ug/l	J	0.94
BENA-01	RILEY CREEK	14-Jul-11	Barium	Dissolved	ug/l		0.13
BENA-01	RILEY CREEK	14-Jul-11	Barium	Total	ug/l		0.13
BENA-01	RILEY CREEK	14-Jul-11	Beryllium	Dissolved	ug/l	ND	0.08
BENA-01	RILEY CREEK	14-Jul-11	Beryllium	Total	ug/l	ND	0.08
BENA-01	RILEY CREEK	14-Jul-11	Boron	Dissolved	ug/l		2.73
BENA-01	RILEY CREEK	14-Jul-11	Boron	Total	ug/l		2.73
BENA-01	RILEY CREEK	14-Jul-11	Cadmium	Dissolved	ug/l	ND	0.18

StationCode	WaterbodyName	CollectionDate	Analyte	SampleFraction	ResultUnits	Qualifier	MethodDetectionLimit
BENA-01	RILEY CREEK	14-Jul-11	Cadmium	Total	ug/l	ND	0.18
BENA-01	RILEY CREEK	14-Jul-11	Calcium	Dissolved	ug/l		4.76
BENA-01	RILEY CREEK	14-Jul-11	Calcium	Total	ug/l		4.76
BENA-01	RILEY CREEK	14-Jul-11	Chloride	Total	mg/l		0.29
BENA-01	RILEY CREEK	14-Jul-11	Chromium	Dissolved	ug/l	J	0.24
BENA-01	RILEY CREEK	14-Jul-11	Chromium	Total	ug/l	ND	0.24
BENA-01	RILEY CREEK	14-Jul-11	Cobalt	Dissolved	ug/l	ND	0.22
BENA-01	RILEY CREEK	14-Jul-11	Cobalt	Total	ug/l	ND	0.22
BENA-01	RILEY CREEK	14-Jul-11	Copper	Dissolved	ug/l	J	0.79
BENA-01	RILEY CREEK	14-Jul-11	Copper	Total	ug/l	J	0.79
BENA-01	RILEY CREEK	14-Jul-11	Cyanide	Total	mg/l	ND	0.002
BENA-01	RILEY CREEK	14-Jul-11	Fluoride	Total	mg/l		0.02
BENA-01	RILEY CREEK	14-Jul-11	Hardness, Ca, Mg		ug/l	C	
BENA-01	RILEY CREEK	14-Jul-11	Inorganic nitrogen (nitrate and nitrite)	Total	mg/l		0.018
BENA-01	RILEY CREEK	14-Jul-11	Iron	Dissolved	ug/l		3.06
BENA-01	RILEY CREEK	14-Jul-11	Iron	Total	ug/l		3.06
BENA-01	RILEY CREEK	14-Jul-11	Kjeldahl nitrogen	Total	mg/l	J	0.098
BENA-01	RILEY CREEK	14-Jul-11	Lead	Dissolved	ug/l		0.67
BENA-01	RILEY CREEK	14-Jul-11	Lead	Total	ug/l	ND	0.67
BENA-01	RILEY CREEK	14-Jul-11	Magnesium	Dissolved	ug/l		4.69
BENA-01	RILEY CREEK	14-Jul-11	Magnesium	Total	ug/l		4.69
BENA-01	RILEY CREEK	14-Jul-11	Manganese	Dissolved	ug/l		0.05
BENA-01	RILEY CREEK	14-Jul-11	Manganese	Total	ug/l		0.05
BENA-01	RILEY CREEK	14-Jul-11	Nickel	Dissolved	ug/l	J	0.41
BENA-01	RILEY CREEK	14-Jul-11	Nickel	Total	ug/l	J	0.41
BENA-01	RILEY CREEK	14-Jul-11	Organic carbon	Total	mg/l		0.02
BENA-01	RILEY CREEK	14-Jul-11	Phenols	Total	ug/l	J	1.53
BENA-01	RILEY CREEK	14-Jul-11	Phosphorus	Dissolved	mg/l		0.002
BENA-01	RILEY CREEK	14-Jul-11	Phosphorus	Total	mg/l		0.002
BENA-01	RILEY CREEK	14-Jul-11	Potassium	Dissolved	ug/l		8.13
BENA-01	RILEY CREEK	14-Jul-11	Potassium	Total	ug/l		8.13
BENA-01	RILEY CREEK	14-Jul-11	Silver	Dissolved	ug/l	ND	0.38
BENA-01	RILEY CREEK	14-Jul-11	Silver	Total	ug/l	ND	0.38
BENA-01	RILEY CREEK	14-Jul-11	Sodium	Dissolved	ug/l		231
BENA-01	RILEY CREEK	14-Jul-11	Sodium	Total	ug/l		231
BENA-01	RILEY CREEK	14-Jul-11	Strontium	Dissolved	ug/l		0.38
BENA-01	RILEY CREEK	14-Jul-11	Strontium	Total	ug/l		0.38
BENA-01	RILEY CREEK	14-Jul-11	Sulfate	Total	mg/l		1.63
BENA-01	RILEY CREEK	14-Jul-11	Temperature, sample		deg C		
BENA-01	RILEY CREEK	14-Jul-11	Total suspended solids		mg/l		
BENA-01	RILEY CREEK	14-Jul-11	Vanadium	Dissolved	ug/l	ND	0.19
BENA-01	RILEY CREEK	14-Jul-11	Vanadium	Total	ug/l	ND	0.19
BENA-01	RILEY CREEK	14-Jul-11	Volatile suspended solids		mg/l		
BENA-01	RILEY CREEK	14-Jul-11	Zinc	Dissolved	ug/l		0.35
BENA-01	RILEY CREEK	14-Jul-11	Zinc	Total	ug/l	V	0.35
BENA-01	RILEY CREEK	14-Jul-11	Chlorophyll a, corrected for pheophytin	Total	ug/l		
BENA-01	RILEY CREEK	14-Jul-11	Chlorophyll a, uncorrected for pheophytin	Total	ug/l		
BENA-01	RILEY CREEK	14-Jul-11	Chlorophyll b	Total	ug/l	J	
BENA-01	RILEY CREEK	14-Jul-11	Chlorophyll c	Total	ug/l	J	
BENA-01	RILEY CREEK	14-Jul-11	Pheophytin a	Total	ug/l		
BENA-03	RILEY CREEK	25-Jul-11	Alkalinity, total		mg/l		1.46
BENA-03	RILEY CREEK	25-Jul-11	Aluminum	Dissolved	ug/l	ND,V	2.78
BENA-03	RILEY CREEK	25-Jul-11	Aluminum	Total	ug/l	J,V	2.78
BENA-03	RILEY CREEK	25-Jul-11	Ammonia-nitrogen	Total	mg/l	J	0.02
BENA-03	RILEY CREEK	25-Jul-11	Arsenic	Dissolved	ug/l	J	0.94
BENA-03	RILEY CREEK	25-Jul-11	Arsenic	Total	ug/l	J	0.94
BENA-03	RILEY CREEK	25-Jul-11	Barium	Dissolved	ug/l		0.13
BENA-03	RILEY CREEK	25-Jul-11	Barium	Total	ug/l		0.13
BENA-03	RILEY CREEK	25-Jul-11	Beryllium	Dissolved	ug/l	ND	0.08
BENA-03	RILEY CREEK	25-Jul-11	Beryllium	Total	ug/l	ND	0.08
BENA-03	RILEY CREEK	25-Jul-11	Boron	Dissolved	ug/l	V	2.73
BENA-03	RILEY CREEK	25-Jul-11	Boron	Total	ug/l	V	2.73
BENA-03	RILEY CREEK	25-Jul-11	Cadmium	Dissolved	ug/l	ND	0.18
BENA-03	RILEY CREEK	25-Jul-11	Cadmium	Total	ug/l	ND	0.18
BENA-03	RILEY CREEK	25-Jul-11	Calcium	Dissolved	ug/l		4.76
BENA-03	RILEY CREEK	25-Jul-11	Calcium	Total	ug/l		4.76
BENA-03	RILEY CREEK	25-Jul-11	Chloride	Total	mg/l		0.29
BENA-03	RILEY CREEK	25-Jul-11	Chromium	Dissolved	ug/l	ND	0.24
BENA-03	RILEY CREEK	25-Jul-11	Chromium	Total	ug/l	ND	0.24
BENA-03	RILEY CREEK	25-Jul-11	Cobalt	Dissolved	ug/l	J	0.22
BENA-03	RILEY CREEK	25-Jul-11	Cobalt	Total	ug/l	J	0.22
BENA-03	RILEY CREEK	25-Jul-11	Copper	Dissolved	ug/l	ND	0.79
BENA-03	RILEY CREEK	25-Jul-11	Copper	Total	ug/l	ND	0.79
BENA-03	RILEY CREEK	25-Jul-11	Cyanide	Total	mg/l	J,J7	0.002

StationCode	WaterbodyName	CollectionDate	Analyte	SampleFraction	ResultUnits	Qualifier	MethodDetectionLimit
BENA-03	RILEY CREEK	25-Jul-11	Fluoride	Total	mg/l		0.02
BENA-03	RILEY CREEK	25-Jul-11	Hardness, Ca, Mg		ug/l	C	
BENA-03	RILEY CREEK	25-Jul-11	Inorganic nitrogen (nitrate and nitrite)	Total	mg/l		0.018
BENA-03	RILEY CREEK	25-Jul-11	Iron	Dissolved	ug/l	J,V	3.06
BENA-03	RILEY CREEK	25-Jul-11	Iron	Total	ug/l	V	3.06
BENA-03	RILEY CREEK	25-Jul-11	Kjeldahl nitrogen	Total	mg/l	J	0.098
BENA-03	RILEY CREEK	25-Jul-11	Lead	Dissolved	ug/l	V	0.67
BENA-03	RILEY CREEK	25-Jul-11	Lead	Total	ug/l	V	0.67
BENA-03	RILEY CREEK	25-Jul-11	Magnesium	Dissolved	ug/l		4.69
BENA-03	RILEY CREEK	25-Jul-11	Magnesium	Total	ug/l		4.69
BENA-03	RILEY CREEK	25-Jul-11	Manganese	Dissolved	ug/l		0.05
BENA-03	RILEY CREEK	25-Jul-11	Manganese	Total	ug/l		0.05
BENA-03	RILEY CREEK	25-Jul-11	Nickel	Dissolved	ug/l	ND	0.41
BENA-03	RILEY CREEK	25-Jul-11	Nickel	Total	ug/l	J	0.41
BENA-03	RILEY CREEK	25-Jul-11	Organic carbon	Total	mg/l		0.02
BENA-03	RILEY CREEK	25-Jul-11	Phenols	Total	ug/l	J	1.53
BENA-03	RILEY CREEK	25-Jul-11	Phosphorus	Dissolved	mg/l		0.002
BENA-03	RILEY CREEK	25-Jul-11	Phosphorus	Total	mg/l		0.002
BENA-03	RILEY CREEK	25-Jul-11	Potassium	Dissolved	ug/l		8.13
BENA-03	RILEY CREEK	25-Jul-11	Potassium	Total	ug/l		8.13
BENA-03	RILEY CREEK	25-Jul-11	Silver	Dissolved	ug/l	ND	0.38
BENA-03	RILEY CREEK	25-Jul-11	Silver	Total	ug/l	J	0.38
BENA-03	RILEY CREEK	25-Jul-11	Sodium	Dissolved	ug/l		231
BENA-03	RILEY CREEK	25-Jul-11	Sodium	Total	ug/l		231
BENA-03	RILEY CREEK	25-Jul-11	Strontium	Dissolved	ug/l		0.38
BENA-03	RILEY CREEK	25-Jul-11	Strontium	Total	ug/l		0.38
BENA-03	RILEY CREEK	25-Jul-11	Sulfate	Total	mg/l		1.63
BENA-03	RILEY CREEK	25-Jul-11	Temperature, sample		deg C		
BENA-03	RILEY CREEK	25-Jul-11	Total suspended solids		mg/l		
BENA-03	RILEY CREEK	25-Jul-11	Vanadium	Dissolved	ug/l	ND	0.19
BENA-03	RILEY CREEK	25-Jul-11	Vanadium	Total	ug/l	ND	0.19
BENA-03	RILEY CREEK	25-Jul-11	Volatile suspended solids		mg/l	ND	4
BENA-03	RILEY CREEK	25-Jul-11	Zinc	Dissolved	ug/l	V	0.35
BENA-03	RILEY CREEK	25-Jul-11	Zinc	Total	ug/l	ND,V	0.35
BENA-03	RILEY CREEK	25-Jul-11	Chlorophyll a, corrected for pheophytin	Total	ug/l		
BENA-03	RILEY CREEK	25-Jul-11	Chlorophyll a, uncorrected for pheophytin	Total	ug/l		
BENA-03	RILEY CREEK	25-Jul-11	Chlorophyll b	Total	ug/l	ND	0.5
BENA-03	RILEY CREEK	25-Jul-11	Chlorophyll c	Total	ug/l		
BENA-03	RILEY CREEK	25-Jul-11	Pheophytin a	Total	ug/l		
BEN-01	KICKAPOO CREEK	28-Jul-11	Alkalinity, total		mg/l		1.46
BEN-01	KICKAPOO CREEK	28-Jul-11	Aluminum	Dissolved	ug/l	ND	2.78
BEN-01	KICKAPOO CREEK	28-Jul-11	Aluminum	Total	ug/l		2.78
BEN-01	KICKAPOO CREEK	28-Jul-11	Ammonia-nitrogen	Total	mg/l		0.02
BEN-01	KICKAPOO CREEK	28-Jul-11	Arsenic	Dissolved	ug/l		0.94
BEN-01	KICKAPOO CREEK	28-Jul-11	Arsenic	Total	ug/l	J	0.94
BEN-01	KICKAPOO CREEK	28-Jul-11	Barium	Dissolved	ug/l		0.13
BEN-01	KICKAPOO CREEK	28-Jul-11	Barium	Total	ug/l		0.13
BEN-01	KICKAPOO CREEK	28-Jul-11	Beryllium	Dissolved	ug/l	ND	0.08
BEN-01	KICKAPOO CREEK	28-Jul-11	Beryllium	Total	ug/l	ND	0.08
BEN-01	KICKAPOO CREEK	28-Jul-11	Boron	Dissolved	ug/l		2.73
BEN-01	KICKAPOO CREEK	28-Jul-11	Boron	Total	ug/l		2.73
BEN-01	KICKAPOO CREEK	28-Jul-11	Cadmium	Dissolved	ug/l	ND	0.18
BEN-01	KICKAPOO CREEK	28-Jul-11	Cadmium	Total	ug/l	ND	0.18
BEN-01	KICKAPOO CREEK	28-Jul-11	Calcium	Dissolved	ug/l		4.76
BEN-01	KICKAPOO CREEK	28-Jul-11	Calcium	Total	ug/l		4.76
BEN-01	KICKAPOO CREEK	28-Jul-11	Chloride	Total	mg/l		0.29
BEN-01	KICKAPOO CREEK	28-Jul-11	Chromium	Dissolved	ug/l	ND	0.24
BEN-01	KICKAPOO CREEK	28-Jul-11	Chromium	Total	ug/l	ND	0.24
BEN-01	KICKAPOO CREEK	28-Jul-11	Cobalt	Dissolved	ug/l	J	0.22
BEN-01	KICKAPOO CREEK	28-Jul-11	Cobalt	Total	ug/l	J	0.22
BEN-01	KICKAPOO CREEK	28-Jul-11	Copper	Dissolved	ug/l	ND	0.79
BEN-01	KICKAPOO CREEK	28-Jul-11	Copper	Total	ug/l	ND	0.79
BEN-01	KICKAPOO CREEK	28-Jul-11	Cyanide	Total	mg/l	J	0.002
BEN-01	KICKAPOO CREEK	28-Jul-11	Fluoride	Total	mg/l		0.02
BEN-01	KICKAPOO CREEK	28-Jul-11	Hardness, Ca, Mg		ug/l	C	
BEN-01	KICKAPOO CREEK	28-Jul-11	Inorganic nitrogen (nitrate and nitrite)	Total	mg/l		0.018
BEN-01	KICKAPOO CREEK	28-Jul-11	Iron	Dissolved	ug/l	J	3.06
BEN-01	KICKAPOO CREEK	28-Jul-11	Iron	Total	ug/l		3.06
BEN-01	KICKAPOO CREEK	28-Jul-11	Kjeldahl nitrogen	Total	mg/l	J6	0.098
BEN-01	KICKAPOO CREEK	28-Jul-11	Lead	Dissolved	ug/l	J,V	0.67
BEN-01	KICKAPOO CREEK	28-Jul-11	Lead	Total	ug/l	ND,V	0.67
BEN-01	KICKAPOO CREEK	28-Jul-11	Magnesium	Dissolved	ug/l	J6	4.69
BEN-01	KICKAPOO CREEK	28-Jul-11	Magnesium	Total	ug/l	J6	4.69
BEN-01	KICKAPOO CREEK	28-Jul-11	Manganese	Dissolved	ug/l		0.05

StationCode	WaterbodyName	CollectionDate	Analyte	SampleFraction	ResultUnits	Qualifier	MethodDetectionLimit
BEN-01	KICKAPOO CREEK	28-Jul-11	Manganese	Total	ug/l		0.05
BEN-01	KICKAPOO CREEK	28-Jul-11	Nickel	Dissolved	ug/l	J	0.41
BEN-01	KICKAPOO CREEK	28-Jul-11	Nickel	Total	ug/l	J	0.41
BEN-01	KICKAPOO CREEK	28-Jul-11	Phenols	Total	ug/l	J	1.53
BEN-01	KICKAPOO CREEK	28-Jul-11	Phosphorus	Dissolved	mg/l		0.002
BEN-01	KICKAPOO CREEK	28-Jul-11	Phosphorus	Total	mg/l		0.002
BEN-01	KICKAPOO CREEK	28-Jul-11	Potassium	Dissolved	ug/l		8.13
BEN-01	KICKAPOO CREEK	28-Jul-11	Potassium	Total	ug/l		8.13
BEN-01	KICKAPOO CREEK	28-Jul-11	Silver	Dissolved	ug/l	J	0.38
BEN-01	KICKAPOO CREEK	28-Jul-11	Silver	Total	ug/l	J	0.38
BEN-01	KICKAPOO CREEK	28-Jul-11	Sodium	Dissolved	ug/l		231
BEN-01	KICKAPOO CREEK	28-Jul-11	Sodium	Total	ug/l		231
BEN-01	KICKAPOO CREEK	28-Jul-11	Strontium	Dissolved	ug/l		0.38
BEN-01	KICKAPOO CREEK	28-Jul-11	Strontium	Total	ug/l		0.38
BEN-01	KICKAPOO CREEK	28-Jul-11	Sulfate	Total	mg/l		1.63
BEN-01	KICKAPOO CREEK	28-Jul-11	Temperature, sample		deg C		
BEN-01	KICKAPOO CREEK	28-Jul-11	Total suspended solids		mg/l	J3	
BEN-01	KICKAPOO CREEK	28-Jul-11	Vanadium	Dissolved	ug/l	ND	0.19
BEN-01	KICKAPOO CREEK	28-Jul-11	Vanadium	Total	ug/l	ND	0.19
BEN-01	KICKAPOO CREEK	28-Jul-11	Volatile suspended solids		mg/l		
BEN-01	KICKAPOO CREEK	28-Jul-11	Zinc	Dissolved	ug/l	J,V	0.35
BEN-01	KICKAPOO CREEK	28-Jul-11	Zinc	Total	ug/l	J,V	0.35
BEN-01	KICKAPOO CREEK	28-Jul-11	Chlorophyll a, corrected for pheophytin	Total	ug/l		
BEN-01	KICKAPOO CREEK	28-Jul-11	Chlorophyll a, uncorrected for pheophytin	Total	ug/l		
BEN-01	KICKAPOO CREEK	28-Jul-11	Chlorophyll b	Total	ug/l		
BEN-01	KICKAPOO CREEK	28-Jul-11	Chlorophyll c	Total	ug/l		
BEN-01	KICKAPOO CREEK	28-Jul-11	Pheophytin a	Total	ug/l		
BENC-01	RILEY CASSELL CREEK	17-Aug-11	Ammonia-nitrogen	Total	mg/l	ND	0.02
BENC-01	RILEY CASSELL CREEK	17-Aug-11	Inorganic nitrogen (nitrate and nitrite)	Total	mg/l		0.018
BENC-01	RILEY CASSELL CREEK	17-Aug-11	Kjeldahl nitrogen	Total	mg/l	J7	0.098
BENC-01	RILEY CASSELL CREEK	17-Aug-11	Phosphorus	Total	mg/l		0.002
BENC-01	RILEY CASSELL CREEK	17-Aug-11	Temperature, sample		deg C		
BENC-01	RILEY CASSELL CREEK	17-Aug-11	Total suspended solids		mg/l	ND	4
BENC-01	RILEY CASSELL CREEK	17-Aug-11	Volatile suspended solids		mg/l	ND	4
BENA-03	RILEY CREEK	17-Aug-11	Ammonia-nitrogen	Total	mg/l	ND	0.02
BENA-03	RILEY CREEK	17-Aug-11	Inorganic nitrogen (nitrate and nitrite)	Total	mg/l	J	0.018
BENA-03	RILEY CREEK	17-Aug-11	Kjeldahl nitrogen	Total	mg/l	J7,ND	0.098
BENA-03	RILEY CREEK	17-Aug-11	Phosphorus	Total	mg/l		0.002
BENA-03	RILEY CREEK	17-Aug-11	Temperature, sample		deg C		
BENA-03	RILEY CREEK	17-Aug-11	Total suspended solids		mg/l	ND	4
BENA-03	RILEY CREEK	17-Aug-11	Volatile suspended solids		mg/l	ND	4
BENA-01	RILEY CREEK	16-Aug-11	Ammonia-nitrogen	Total	mg/l		0.02
BENA-01	RILEY CREEK	16-Aug-11	Inorganic nitrogen (nitrate and nitrite)	Total	mg/l		0.018
BENA-01	RILEY CREEK	16-Aug-11	Kjeldahl nitrogen	Total	mg/l	J7	0.098
BENA-01	RILEY CREEK	16-Aug-11	Phosphorus	Total	mg/l		0.002
BENA-01	RILEY CREEK	16-Aug-11	Temperature, sample		deg C		
BENA-01	RILEY CREEK	16-Aug-11	Total suspended solids		mg/l		
BENA-01	RILEY CREEK	16-Aug-11	Volatile suspended solids		mg/l		
BEN-01	KICKAPOO CREEK	16-Aug-11	Ammonia-nitrogen	Total	mg/l		0.02
BEN-01	KICKAPOO CREEK	16-Aug-11	Inorganic nitrogen (nitrate and nitrite)	Total	mg/l		0.018
BEN-01	KICKAPOO CREEK	16-Aug-11	Kjeldahl nitrogen	Total	mg/l	J,J7	0.098
BEN-01	KICKAPOO CREEK	16-Aug-11	Phosphorus	Total	mg/l		0.002
BEN-01	KICKAPOO CREEK	16-Aug-11	Temperature, sample		deg C		
BEN-01	KICKAPOO CREEK	16-Aug-11	Total suspended solids		mg/l		
BEN-01	KICKAPOO CREEK	16-Aug-11	Volatile suspended solids		mg/l		
BEN-01	KICKAPOO CREEK	20-Sep-11	Alkalinity, total		mg/l		1.46
BEN-01	KICKAPOO CREEK	20-Sep-11	Aluminum	Dissolved	ug/l		2.78
BEN-01	KICKAPOO CREEK	20-Sep-11	Aluminum	Total	ug/l		2.78
BEN-01	KICKAPOO CREEK	20-Sep-11	Ammonia-nitrogen	Total	mg/l		0.02
BEN-01	KICKAPOO CREEK	20-Sep-11	Arsenic	Dissolved	ug/l		0.94
BEN-01	KICKAPOO CREEK	20-Sep-11	Arsenic	Total	ug/l		0.94
BEN-01	KICKAPOO CREEK	20-Sep-11	Barium	Dissolved	ug/l		0.13
BEN-01	KICKAPOO CREEK	20-Sep-11	Barium	Total	ug/l		0.13
BEN-01	KICKAPOO CREEK	20-Sep-11	Beryllium	Dissolved	ug/l	V	0.08
BEN-01	KICKAPOO CREEK	20-Sep-11	Beryllium	Total	ug/l	J,V	0.08
BEN-01	KICKAPOO CREEK	20-Sep-11	Boron	Dissolved	ug/l	V	2.73
BEN-01	KICKAPOO CREEK	20-Sep-11	Boron	Total	ug/l	V	2.73
BEN-01	KICKAPOO CREEK	20-Sep-11	Cadmium	Dissolved	ug/l	ND	0.18
BEN-01	KICKAPOO CREEK	20-Sep-11	Cadmium	Total	ug/l	ND	0.18
BEN-01	KICKAPOO CREEK	20-Sep-11	Calcium	Dissolved	ug/l		4.76
BEN-01	KICKAPOO CREEK	20-Sep-11	Calcium	Total	ug/l		4.76
BEN-01	KICKAPOO CREEK	20-Sep-11	Chloride	Total	mg/l		0.29
BEN-01	KICKAPOO CREEK	20-Sep-11	Chromium	Dissolved	ug/l	J	0.24
BEN-01	KICKAPOO CREEK	20-Sep-11	Chromium	Total	ug/l	ND	0.24

StationCode	WaterbodyName	CollectionDate	Analyte	SampleFraction	ResultUnits	Qualifier	MethodDetectionLimit
BEN-01	KICKAPOO CREEK	20-Sep-11	Cobalt	Dissolved	ug/l	J	0.22
BEN-01	KICKAPOO CREEK	20-Sep-11	Cobalt	Total	ug/l	J	0.22
BEN-01	KICKAPOO CREEK	20-Sep-11	Copper	Dissolved	ug/l	J	0.79
BEN-01	KICKAPOO CREEK	20-Sep-11	Copper	Total	ug/l	J	0.79
BEN-01	KICKAPOO CREEK	20-Sep-11	Cyanide	Total	mg/l	J	0.002
BEN-01	KICKAPOO CREEK	20-Sep-11	Fluoride	Total	mg/l		0.02
BEN-01	KICKAPOO CREEK	20-Sep-11	Hardness, Ca, Mg		ug/l	C	
BEN-01	KICKAPOO CREEK	20-Sep-11	Inorganic nitrogen (nitrate and nitrite)	Total	mg/l		0.018
BEN-01	KICKAPOO CREEK	20-Sep-11	Iron	Dissolved	ug/l	V	3.06
BEN-01	KICKAPOO CREEK	20-Sep-11	Iron	Total	ug/l	V	3.06
BEN-01	KICKAPOO CREEK	20-Sep-11	Kjeldahl nitrogen	Total	mg/l		0.098
BEN-01	KICKAPOO CREEK	20-Sep-11	Lead	Dissolved	ug/l	J	0.67
BEN-01	KICKAPOO CREEK	20-Sep-11	Lead	Total	ug/l	J	0.67
BEN-01	KICKAPOO CREEK	20-Sep-11	Magnesium	Dissolved	ug/l		4.69
BEN-01	KICKAPOO CREEK	20-Sep-11	Magnesium	Total	ug/l		4.69
BEN-01	KICKAPOO CREEK	20-Sep-11	Manganese	Dissolved	ug/l		0.05
BEN-01	KICKAPOO CREEK	20-Sep-11	Manganese	Total	ug/l		0.05
BEN-01	KICKAPOO CREEK	20-Sep-11	Nickel	Dissolved	ug/l	J	0.41
BEN-01	KICKAPOO CREEK	20-Sep-11	Nickel	Total	ug/l	J	0.41
BEN-01	KICKAPOO CREEK	20-Sep-11	Organic carbon	Total	mg/l		0.02
BEN-01	KICKAPOO CREEK	20-Sep-11	Phenols	Total	ug/l	J	1.53
BEN-01	KICKAPOO CREEK	20-Sep-11	Phosphorus	Dissolved	mg/l		0.002
BEN-01	KICKAPOO CREEK	20-Sep-11	Phosphorus	Total	mg/l		0.002
BEN-01	KICKAPOO CREEK	20-Sep-11	Potassium	Dissolved	ug/l		8.13
BEN-01	KICKAPOO CREEK	20-Sep-11	Potassium	Total	ug/l		8.13
BEN-01	KICKAPOO CREEK	20-Sep-11	Silver	Dissolved	ug/l	ND	0.38
BEN-01	KICKAPOO CREEK	20-Sep-11	Silver	Total	ug/l	J	0.38
BEN-01	KICKAPOO CREEK	20-Sep-11	Sodium	Dissolved	ug/l		231
BEN-01	KICKAPOO CREEK	20-Sep-11	Sodium	Total	ug/l		231
BEN-01	KICKAPOO CREEK	20-Sep-11	Strontium	Dissolved	ug/l		0.38
BEN-01	KICKAPOO CREEK	20-Sep-11	Strontium	Total	ug/l		0.38
BEN-01	KICKAPOO CREEK	20-Sep-11	Sulfate	Total	mg/l		1.63
BEN-01	KICKAPOO CREEK	20-Sep-11	Temperature, sample		deg C		
BEN-01	KICKAPOO CREEK	20-Sep-11	Total suspended solids		mg/l		
BEN-01	KICKAPOO CREEK	20-Sep-11	Vanadium	Dissolved	ug/l	J,V	0.19
BEN-01	KICKAPOO CREEK	20-Sep-11	Vanadium	Total	ug/l	J,V	0.19
BEN-01	KICKAPOO CREEK	20-Sep-11	Volatile suspended solids		mg/l		
BEN-01	KICKAPOO CREEK	20-Sep-11	Zinc	Dissolved	ug/l	V	0.35
BEN-01	KICKAPOO CREEK	20-Sep-11	Zinc	Total	ug/l	V	0.35
BEN-01	KICKAPOO CREEK	20-Sep-11	Chlorophyll a, corrected for pheophytin	Total	ug/l		
BEN-01	KICKAPOO CREEK	20-Sep-11	Chlorophyll a, uncorrected for pheophytin	Total	ug/l		
BEN-01	KICKAPOO CREEK	20-Sep-11	Chlorophyll b	Total	ug/l		
BEN-01	KICKAPOO CREEK	20-Sep-11	Chlorophyll c	Total	ug/l	J	
BEN-01	KICKAPOO CREEK	20-Sep-11	Pheophytin a	Total	ug/l		
BENA-01	RILEY CREEK	20-Sep-11	Alkalinity, total		mg/l		1.46
BENA-01	RILEY CREEK	20-Sep-11	Aluminum	Total	ug/l		2.78
BENA-01	RILEY CREEK	20-Sep-11	Ammonia-nitrogen	Total	mg/l		0.02
BENA-01	RILEY CREEK	20-Sep-11	Arsenic	Total	ug/l	J	0.94
BENA-01	RILEY CREEK	20-Sep-11	Barium	Total	ug/l		0.13
BENA-01	RILEY CREEK	20-Sep-11	Beryllium	Total	ug/l	J,V	0.08
BENA-01	RILEY CREEK	20-Sep-11	Boron	Total	ug/l		2.73
BENA-01	RILEY CREEK	20-Sep-11	Cadmium	Total	ug/l	ND	0.18
BENA-01	RILEY CREEK	20-Sep-11	Calcium	Total	ug/l		4.76
BENA-01	RILEY CREEK	20-Sep-11	Chloride	Total	mg/l		0.29
BENA-01	RILEY CREEK	20-Sep-11	Chromium	Total	ug/l	J	0.24
BENA-01	RILEY CREEK	20-Sep-11	Cobalt	Total	ug/l	J	0.22
BENA-01	RILEY CREEK	20-Sep-11	Copper	Total	ug/l		0.79
BENA-01	RILEY CREEK	20-Sep-11	Cyanide	Total	mg/l	ND	0.002
BENA-01	RILEY CREEK	20-Sep-11	Fluoride	Total	mg/l		0.02
BENA-01	RILEY CREEK	20-Sep-11	Hardness, Ca, Mg		ug/l	C	
BENA-01	RILEY CREEK	20-Sep-11	Inorganic nitrogen (nitrate and nitrite)	Total	mg/l		0.018
BENA-01	RILEY CREEK	20-Sep-11	Iron	Total	ug/l	V	3.06
BENA-01	RILEY CREEK	20-Sep-11	Kjeldahl nitrogen	Total	mg/l		0.098
BENA-01	RILEY CREEK	20-Sep-11	Lead	Total	ug/l	ND	0.67
BENA-01	RILEY CREEK	20-Sep-11	Magnesium	Total	ug/l		4.69
BENA-01	RILEY CREEK	20-Sep-11	Manganese	Total	ug/l		0.05
BENA-01	RILEY CREEK	20-Sep-11	Nickel	Total	ug/l	J	0.41
BENA-01	RILEY CREEK	20-Sep-11	Phenols	Total	ug/l	ND	1.53
BENA-01	RILEY CREEK	20-Sep-11	Phosphorus	Dissolved	mg/l		0.002
BENA-01	RILEY CREEK	20-Sep-11	Phosphorus	Total	mg/l		0.002
BENA-01	RILEY CREEK	20-Sep-11	Potassium	Total	ug/l		8.13
BENA-01	RILEY CREEK	20-Sep-11	Silver	Total	ug/l	J	0.38
BENA-01	RILEY CREEK	20-Sep-11	Sodium	Total	ug/l		231
BENA-01	RILEY CREEK	20-Sep-11	Strontium	Total	ug/l		0.38

StationCode	WaterbodyName	CollectionDate	Analyte	SampleFraction	ResultUnits	Qualifier	MethodDetectionLimit
BENA-01	RILEY CREEK	20-Sep-11	Sulfate	Total	mg/l		1.63
BENA-01	RILEY CREEK	20-Sep-11	Temperature, sample		deg C		
BENA-01	RILEY CREEK	20-Sep-11	Total suspended solids		mg/l	ND	4
BENA-01	RILEY CREEK	20-Sep-11	Vanadium	Total	ug/l	ND,V	0.19
BENA-01	RILEY CREEK	20-Sep-11	Volatile suspended solids		mg/l	ND	4
BENA-01	RILEY CREEK	20-Sep-11	Zinc	Total	ug/l	V	0.35
BENA-01	RILEY CREEK	20-Sep-11	Chlorophyll a, corrected for pheophytin	Total	ug/l		
BENA-01	RILEY CREEK	20-Sep-11	Chlorophyll a, uncorrected for pheophytin	Total	ug/l		
BENA-01	RILEY CREEK	20-Sep-11	Chlorophyll b	Total	ug/l	ND	0.5
BENA-01	RILEY CREEK	20-Sep-11	Chlorophyll c	Total	ug/l	J	
BENA-01	RILEY CREEK	20-Sep-11	Pheophytin a	Total	ug/l	J	
BENC-01	RILEY CASSELL CREEK	20-Sep-11	Alkalinity, total		mg/l		1.46
BENC-01	RILEY CASSELL CREEK	20-Sep-11	Aluminum	Dissolved	ug/l	ND	2.78
BENC-01	RILEY CASSELL CREEK	20-Sep-11	Aluminum	Total	ug/l	J	2.78
BENC-01	RILEY CASSELL CREEK	20-Sep-11	Ammonia-nitrogen	Total	mg/l		0.02
BENC-01	RILEY CASSELL CREEK	20-Sep-11	Arsenic	Dissolved	ug/l	J	0.94
BENC-01	RILEY CASSELL CREEK	20-Sep-11	Arsenic	Total	ug/l	J	0.94
BENC-01	RILEY CASSELL CREEK	20-Sep-11	Barium	Dissolved	ug/l		0.13
BENC-01	RILEY CASSELL CREEK	20-Sep-11	Barium	Total	ug/l		0.13
BENC-01	RILEY CASSELL CREEK	20-Sep-11	Beryllium	Dissolved	ug/l	J,V	0.08
BENC-01	RILEY CASSELL CREEK	20-Sep-11	Beryllium	Total	ug/l	J,V	0.08
BENC-01	RILEY CASSELL CREEK	20-Sep-11	Boron	Dissolved	ug/l		2.73
BENC-01	RILEY CASSELL CREEK	20-Sep-11	Boron	Total	ug/l		2.73
BENC-01	RILEY CASSELL CREEK	20-Sep-11	Cadmium	Dissolved	ug/l	ND	0.18
BENC-01	RILEY CASSELL CREEK	20-Sep-11	Cadmium	Total	ug/l	ND	0.18
BENC-01	RILEY CASSELL CREEK	20-Sep-11	Calcium	Dissolved	ug/l		4.76
BENC-01	RILEY CASSELL CREEK	20-Sep-11	Calcium	Total	ug/l		4.76
BENC-01	RILEY CASSELL CREEK	20-Sep-11	Chloride	Total	mg/l		0.29
BENC-01	RILEY CASSELL CREEK	20-Sep-11	Chromium	Dissolved	ug/l	J	0.24
BENC-01	RILEY CASSELL CREEK	20-Sep-11	Chromium	Total	ug/l	J	0.24
BENC-01	RILEY CASSELL CREEK	20-Sep-11	Cobalt	Dissolved	ug/l	J	0.22
BENC-01	RILEY CASSELL CREEK	20-Sep-11	Cobalt	Total	ug/l	J	0.22
BENC-01	RILEY CASSELL CREEK	20-Sep-11	Copper	Dissolved	ug/l		0.79
BENC-01	RILEY CASSELL CREEK	20-Sep-11	Copper	Total	ug/l		0.79
BENC-01	RILEY CASSELL CREEK	20-Sep-11	Cyanide	Total	mg/l	ND	0.002
BENC-01	RILEY CASSELL CREEK	20-Sep-11	Fluoride	Total	mg/l		0.02
BENC-01	RILEY CASSELL CREEK	20-Sep-11	Hardness, Ca, Mg		ug/l	C	
BENC-01	RILEY CASSELL CREEK	20-Sep-11	Inorganic nitrogen (nitrate and nitrite)	Total	mg/l		0.018
BENC-01	RILEY CASSELL CREEK	20-Sep-11	Iron	Dissolved	ug/l	V	3.06
BENC-01	RILEY CASSELL CREEK	20-Sep-11	Iron	Total	ug/l	V	3.06
BENC-01	RILEY CASSELL CREEK	20-Sep-11	Kjeldahl nitrogen	Total	mg/l		0.098
BENC-01	RILEY CASSELL CREEK	20-Sep-11	Lead	Dissolved	ug/l	J	0.67
BENC-01	RILEY CASSELL CREEK	20-Sep-11	Lead	Total	ug/l	ND	0.67
BENC-01	RILEY CASSELL CREEK	20-Sep-11	Magnesium	Dissolved	ug/l		4.69
BENC-01	RILEY CASSELL CREEK	20-Sep-11	Magnesium	Total	ug/l		4.69
BENC-01	RILEY CASSELL CREEK	20-Sep-11	Manganese	Dissolved	ug/l		0.05
BENC-01	RILEY CASSELL CREEK	20-Sep-11	Manganese	Total	ug/l		0.05
BENC-01	RILEY CASSELL CREEK	20-Sep-11	Nickel	Dissolved	ug/l	J	0.41
BENC-01	RILEY CASSELL CREEK	20-Sep-11	Nickel	Total	ug/l	J	0.41
BENC-01	RILEY CASSELL CREEK	20-Sep-11	Phenols	Total	ug/l	ND	1.53
BENC-01	RILEY CASSELL CREEK	20-Sep-11	Phosphorus	Dissolved	mg/l		0.002
BENC-01	RILEY CASSELL CREEK	20-Sep-11	Phosphorus	Total	mg/l		0.002
BENC-01	RILEY CASSELL CREEK	20-Sep-11	Potassium	Dissolved	ug/l		8.13
BENC-01	RILEY CASSELL CREEK	20-Sep-11	Potassium	Total	ug/l		8.13
BENC-01	RILEY CASSELL CREEK	20-Sep-11	Silver	Dissolved	ug/l	J	0.38
BENC-01	RILEY CASSELL CREEK	20-Sep-11	Silver	Total	ug/l	J	0.38
BENC-01	RILEY CASSELL CREEK	20-Sep-11	Sodium	Dissolved	ug/l		231
BENC-01	RILEY CASSELL CREEK	20-Sep-11	Sodium	Total	ug/l		231
BENC-01	RILEY CASSELL CREEK	20-Sep-11	Strontium	Dissolved	ug/l		0.38
BENC-01	RILEY CASSELL CREEK	20-Sep-11	Strontium	Total	ug/l		0.38
BENC-01	RILEY CASSELL CREEK	20-Sep-11	Sulfate	Total	mg/l		1.63
BENC-01	RILEY CASSELL CREEK	20-Sep-11	Temperature, sample		deg C		
BENC-01	RILEY CASSELL CREEK	20-Sep-11	Total suspended solids		mg/l		
BENC-01	RILEY CASSELL CREEK	20-Sep-11	Vanadium	Dissolved	ug/l	J,V	0.19
BENC-01	RILEY CASSELL CREEK	20-Sep-11	Vanadium	Total	ug/l	ND,V	0.19
BENC-01	RILEY CASSELL CREEK	20-Sep-11	Volatile suspended solids		mg/l		
BENC-01	RILEY CASSELL CREEK	20-Sep-11	Zinc	Dissolved	ug/l	V	0.35
BENC-01	RILEY CASSELL CREEK	20-Sep-11	Zinc	Total	ug/l	V	0.35
BENC-01	RILEY CASSELL CREEK	20-Sep-11	Chlorophyll a, corrected for pheophytin	Total	ug/l	J	
BENC-01	RILEY CASSELL CREEK	20-Sep-11	Chlorophyll a, uncorrected for pheophytin	Total	ug/l	J	
BENC-01	RILEY CASSELL CREEK	20-Sep-11	Chlorophyll b	Total	ug/l	J	
BENC-01	RILEY CASSELL CREEK	20-Sep-11	Chlorophyll c	Total	ug/l	J	
BENC-01	RILEY CASSELL CREEK	20-Sep-11	Pheophytin a	Total	ug/l	J	
BENA-03	RILEY CREEK	20-Sep-11	Alkalinity, total		mg/l		1.46

StationCode	WaterbodyName	CollectionDate	Analyte	SampleFraction	ResultUnits	Qualifier	MethodDetectionLimit
BENA-03	RILEY CREEK	20-Sep-11	Aluminum	Dissolved	ug/l	ND	2.78
BENA-03	RILEY CREEK	20-Sep-11	Aluminum	Total	ug/l	ND	2.78
BENA-03	RILEY CREEK	20-Sep-11	Ammonia-nitrogen	Total	mg/l		0.02
BENA-03	RILEY CREEK	20-Sep-11	Arsenic	Dissolved	ug/l		0.94
BENA-03	RILEY CREEK	20-Sep-11	Arsenic	Total	ug/l	J	0.94
BENA-03	RILEY CREEK	20-Sep-11	Barium	Dissolved	ug/l		0.13
BENA-03	RILEY CREEK	20-Sep-11	Barium	Total	ug/l		0.13
BENA-03	RILEY CREEK	20-Sep-11	Beryllium	Dissolved	ug/l	V	0.08
BENA-03	RILEY CREEK	20-Sep-11	Beryllium	Total	ug/l	J,V	0.08
BENA-03	RILEY CREEK	20-Sep-11	Boron	Dissolved	ug/l	V	2.73
BENA-03	RILEY CREEK	20-Sep-11	Boron	Total	ug/l	V	2.73
BENA-03	RILEY CREEK	20-Sep-11	Cadmium	Dissolved	ug/l	ND	0.18
BENA-03	RILEY CREEK	20-Sep-11	Cadmium	Total	ug/l	ND	0.18
BENA-03	RILEY CREEK	20-Sep-11	Calcium	Dissolved	ug/l		4.76
BENA-03	RILEY CREEK	20-Sep-11	Calcium	Total	ug/l		4.76
BENA-03	RILEY CREEK	20-Sep-11	Chloride	Total	mg/l		0.29
BENA-03	RILEY CREEK	20-Sep-11	Chromium	Dissolved	ug/l	ND	0.24
BENA-03	RILEY CREEK	20-Sep-11	Chromium	Total	ug/l	J	0.24
BENA-03	RILEY CREEK	20-Sep-11	Cobalt	Dissolved	ug/l	J	0.22
BENA-03	RILEY CREEK	20-Sep-11	Cobalt	Total	ug/l	J	0.22
BENA-03	RILEY CREEK	20-Sep-11	Copper	Dissolved	ug/l	ND	0.79
BENA-03	RILEY CREEK	20-Sep-11	Copper	Total	ug/l	ND	0.79
BENA-03	RILEY CREEK	20-Sep-11	Fluoride	Total	mg/l		0.02
BENA-03	RILEY CREEK	20-Sep-11	Hardness, Ca, Mg		ug/l	C	
BENA-03	RILEY CREEK	20-Sep-11	Inorganic nitrogen (nitrate and nitrite)	Total	mg/l		0.018
BENA-03	RILEY CREEK	20-Sep-11	Iron	Dissolved	ug/l	J,V	3.06
BENA-03	RILEY CREEK	20-Sep-11	Iron	Total	ug/l	V	3.06
BENA-03	RILEY CREEK	20-Sep-11	Kjeldahl nitrogen	Total	mg/l	J	0.098
BENA-03	RILEY CREEK	20-Sep-11	Lead	Dissolved	ug/l	ND	0.67
BENA-03	RILEY CREEK	20-Sep-11	Lead	Total	ug/l	ND	0.67
BENA-03	RILEY CREEK	20-Sep-11	Magnesium	Dissolved	ug/l		4.69
BENA-03	RILEY CREEK	20-Sep-11	Magnesium	Total	ug/l		4.69
BENA-03	RILEY CREEK	20-Sep-11	Manganese	Dissolved	ug/l		0.05
BENA-03	RILEY CREEK	20-Sep-11	Manganese	Total	ug/l		0.05
BENA-03	RILEY CREEK	20-Sep-11	Nickel	Dissolved	ug/l	ND	0.41
BENA-03	RILEY CREEK	20-Sep-11	Nickel	Total	ug/l	J	0.41
BENA-03	RILEY CREEK	20-Sep-11	Organic carbon	Total	mg/l		0.02
BENA-03	RILEY CREEK	20-Sep-11	Phenols	Total	ug/l	J	1.53
BENA-03	RILEY CREEK	20-Sep-11	Phosphorus	Dissolved	mg/l		0.002
BENA-03	RILEY CREEK	20-Sep-11	Phosphorus	Total	mg/l		0.002
BENA-03	RILEY CREEK	20-Sep-11	Potassium	Dissolved	ug/l		8.13
BENA-03	RILEY CREEK	20-Sep-11	Potassium	Total	ug/l		8.13
BENA-03	RILEY CREEK	20-Sep-11	Silver	Dissolved	ug/l	J	0.38
BENA-03	RILEY CREEK	20-Sep-11	Silver	Total	ug/l	J	0.38
BENA-03	RILEY CREEK	20-Sep-11	Sodium	Dissolved	ug/l		231
BENA-03	RILEY CREEK	20-Sep-11	Sodium	Total	ug/l		231
BENA-03	RILEY CREEK	20-Sep-11	Strontium	Dissolved	ug/l		0.38
BENA-03	RILEY CREEK	20-Sep-11	Strontium	Total	ug/l		0.38
BENA-03	RILEY CREEK	20-Sep-11	Sulfate	Total	mg/l		1.63
BENA-03	RILEY CREEK	20-Sep-11	Temperature, sample		deg C		
BENA-03	RILEY CREEK	20-Sep-11	Total suspended solids		mg/l		
BENA-03	RILEY CREEK	20-Sep-11	Vanadium	Dissolved	ug/l	J,V	0.19
BENA-03	RILEY CREEK	20-Sep-11	Vanadium	Total	ug/l	J,V	0.19
BENA-03	RILEY CREEK	20-Sep-11	Volatile suspended solids		mg/l		
BENA-03	RILEY CREEK	20-Sep-11	Zinc	Dissolved	ug/l	ND,V	0.35
BENA-03	RILEY CREEK	20-Sep-11	Zinc	Total	ug/l	ND,V	0.35
BENA-03	RILEY CREEK	20-Sep-11	Chlorophyll a, corrected for pheophytin	Total	ug/l		
BENA-03	RILEY CREEK	20-Sep-11	Chlorophyll a, uncorrected for pheophytin	Total	ug/l		
BENA-03	RILEY CREEK	20-Sep-11	Chlorophyll b	Total	ug/l	ND	0.5
BENA-03	RILEY CREEK	20-Sep-11	Chlorophyll c	Total	ug/l	ND	0.5
BENA-03	RILEY CREEK	20-Sep-11	Pheophytin a	Total	ug/l	J	
BENA-03		19-Jul-01	SOLIDS, FIXED				
BENA-03		19-Jul-01	ALKALINITY, CARBONATE AS CaCO3,Total mg/l	Total			
BENA-03		19-Jul-01	FLUORIDES				
BENA-03		19-Jul-01	CHLORIDE,Total mg/l	Total			
BENA-03		19-Jul-01	SULFATE				
BENA-03		19-Jul-01	NITROGEN, NITRITE (NO2) + NITRATE (NO3) mg/l				
BENA-03		19-Jul-01	NITROGEN, AMMONIA (NH3),Total mg/l	Total		K	
BENA-03		19-Jul-01	PHENOLS			K	
BENA-03		19-Jul-01	PHOSPHORUS AS P,Dissolved mg/l	Dissolved			
BENA-03		19-Jul-01	PHOSPHORUS AS P,Total mg/l	Total			
BENA-03		19-Jul-01	CYANIDE			K	
BENA-03		19-Jul-01	CARBON, TOTAL ORGANIC mg/l				
BENA-03		19-Jul-01	SOLIDS, FIXED,Total mg/l	Total			

StationCode	WaterbodyName	CollectionDate	Analyte	SampleFraction	ResultUnits	Qualifier	MethodDetectionLimit
BENA-03		19-Jul-01	SOLIDS, FIXED, Volatile mg/l	Volatile			
BENA-03		19-Jul-01	ARSENIC, Total	Total			
BENA-03		19-Jul-01	LEAD, Dissolved ug/l	Dissolved		K	
BENA-03		19-Jul-01	LEAD, Total ug/l	Total		K	
BENA-03		19-Jul-01	MERCURY, Total	Total		KQ	
BENA-03		19-Jul-01	CALCIUM, Dissolved mg/l	Dissolved			
BENA-03		19-Jul-01	MAGNESIUM, Dissolved mg/l	Dissolved			
BENA-03		19-Jul-01	SODIUM, Dissolved mg/l	Dissolved			
BENA-03		19-Jul-01	POTASSIUM, Dissolved mg/l	Dissolved			
BENA-03		19-Jul-01	ALUMINUM, Dissolved ug/l	Dissolved			
BENA-03		19-Jul-01	BARIUM, Dissolved ug/l	Dissolved			
BENA-03		19-Jul-01	BORON, Dissolved ug/l	Dissolved			
BENA-03		19-Jul-01	BERYLLIUM, Dissolved ug/l	Dissolved		K	
BENA-03		19-Jul-01	CADMIUM, Dissolved ug/l	Dissolved		K	
BENA-03		19-Jul-01	CHROMIUM, Dissolved ug/l	Dissolved		K	
BENA-03		19-Jul-01	COPPER, Dissolved ug/l	Dissolved		K	
BENA-03		19-Jul-01	COBALT, Dissolved ug/l	Dissolved		K	
BENA-03		19-Jul-01	IRON, Dissolved ug/l	Dissolved			
BENA-03		19-Jul-01	MANGANESE, Dissolved ug/l	Dissolved			
BENA-03		19-Jul-01	NICKEL, Dissolved ug/l	Dissolved		K	
BENA-03		19-Jul-01	SILVER, Dissolved ug/l	Dissolved		K	
BENA-03		19-Jul-01	STRONTIUM, Dissolved ug/l	Dissolved			
BENA-03		19-Jul-01	VANADIUM, Dissolved ug/l	Dissolved		K	
BENA-03		19-Jul-01	ZINC, Dissolved ug/l	Dissolved		K	
BENA-03		19-Jul-01	CALCIUM, Total mg/l	Total			
BENA-03		19-Jul-01	MAGNESIUM, Total mg/l	Total			
BENA-03		19-Jul-01	SODIUM, Total mg/l	Total			
BENA-03		19-Jul-01	POTASSIUM, Total mg/l	Total			
BENA-03		19-Jul-01	ALUMINUM, Total ug/l	Total		K	
BENA-03		19-Jul-01	BARIUM, Total ug/l	Total			
BENA-03		19-Jul-01	BORON, Total ug/l	Total			
BENA-03		19-Jul-01	BERYLLIUM, Total ug/l	Total		K	
BENA-03		19-Jul-01	CADMIUM, Total ug/l	Total		K	
BENA-03		19-Jul-01	CHROMIUM, Total ug/l	Total		K	
BENA-03		19-Jul-01	COPPER, Total ug/l	Total		K	
BENA-03		19-Jul-01	COBALT, Total ug/l	Total		K	
BENA-03		19-Jul-01	IRON, Total ug/l	Total		K	
BENA-03		19-Jul-01	MANGANESE, Total ug/l	Total			
BENA-03		19-Jul-01	NICKEL, Total ug/l	Total		K	
BENA-03		19-Jul-01	SILVER, Total ug/l	Total		K	
BENA-03		19-Jul-01	STRONTIUM, Total ug/l	Total			
BENA-03		19-Jul-01	VANADIUM, Total ug/l	Total		K	
BENA-03		19-Jul-01	ZINC, Total ug/l	Total		K	
BENA-03		19-Jul-01	HARDNESS, CA, MG mg/l			C	
BENA-03		19-Jul-01	TEMPERATURE, AIR deg C				
BENA-03		19-Jul-01	TEMPERATURE, WATER deg C				
BENA-03		19-Jul-01	DISSOLVED OXYGEN (DO) mg/l				
BENA-03		19-Jul-01	CONDUCTANCE, SPECIFIC umho/cm				
BENA-03		19-Jul-01	PH				
BENA-03		19-Jul-01	TURBIDITY NTU				
BENA-03		19-Jul-01	CHLOROPHYLL A, CORRECTED FOR PHEOPHYTIN ug/l				
BENA-03		19-Jul-01	CHLOROPHYLL A, UNCORRECTED FOR PHEOPHYTIN, Fixed	Fixed			
BENA-03		19-Jul-01	CHLOROPHYLL-B			K	
BENA-03		19-Jul-01	CHLOROPHYLL-C				
BENA-03		19-Jul-01	PHEOPHYTIN-A			K	
BENA-03		19-Jul-01	DEPTH ft				
BENA-03		19-Jul-01	CHLOROPHYLL (A+B+C), Filterable	Filterable			
BENA-02		19-Jul-01	SOLIDS, FIXED				
BENA-02		19-Jul-01	ALKALINITY, CARBONATE AS CaCO3, Total mg/l	Total			
BENA-02		19-Jul-01	FLUORIDES				
BENA-02		19-Jul-01	CHLORIDE, Total mg/l	Total			
BENA-02		19-Jul-01	SULFATE				
BENA-02		19-Jul-01	NITROGEN, NITRITE (NO2) + NITRATE (NO3) mg/l				
BENA-02		19-Jul-01	NITROGEN, AMMONIA (NH3), Total mg/l	Total			
BENA-02		19-Jul-01	PHENOLS			K	
BENA-02		19-Jul-01	PHOSPHORUS AS P, Dissolved mg/l	Dissolved			
BENA-02		19-Jul-01	PHOSPHORUS AS P, Total mg/l	Total			
BENA-02		19-Jul-01	CYANIDE			K	
BENA-02		19-Jul-01	CARBON, TOTAL ORGANIC mg/l				
BENA-02		19-Jul-01	SOLIDS, FIXED, Total mg/l	Total			
BENA-02		19-Jul-01	SOLIDS, FIXED, Volatile mg/l	Volatile			
BENA-02		19-Jul-01	ARSENIC, Total	Total			
BENA-02		19-Jul-01	LEAD, Dissolved ug/l	Dissolved		K	
BENA-02		19-Jul-01	LEAD, Total ug/l	Total		K	

StationCode	WaterbodyName	CollectionDate	Analyte	SampleFraction	ResultUnits	Qualifier	MethodDetectionLimit
BENA-02		19-Jul-01	MERCURY,Total	Total		KQ	
BENA-02		19-Jul-01	CALCIUM,Dissolved mg/l	Dissolved			
BENA-02		19-Jul-01	MAGNESIUM,Dissolved mg/l	Dissolved			
BENA-02		19-Jul-01	SODIUM,Dissolved mg/l	Dissolved			
BENA-02		19-Jul-01	POTASSIUM,Dissolved mg/l	Dissolved			
BENA-02		19-Jul-01	ALUMINUM,Dissolved ug/l	Dissolved		K	
BENA-02		19-Jul-01	BARIUM,Dissolved ug/l	Dissolved			
BENA-02		19-Jul-01	BORON,Dissolved ug/l	Dissolved			
BENA-02		19-Jul-01	BERYLLIUM,Dissolved ug/l	Dissolved		K	
BENA-02		19-Jul-01	CADMIUM,Dissolved ug/l	Dissolved		K	
BENA-02		19-Jul-01	CHROMIUM,Dissolved ug/l	Dissolved		K	
BENA-02		19-Jul-01	COPPER,Dissolved ug/l	Dissolved		K	
BENA-02		19-Jul-01	COBALT,Dissolved ug/l	Dissolved		K	
BENA-02		19-Jul-01	IRON,Dissolved ug/l	Dissolved		K	
BENA-02		19-Jul-01	MANGANESE,Dissolved ug/l	Dissolved			
BENA-02		19-Jul-01	NICKEL,Dissolved ug/l	Dissolved		K	
BENA-02		19-Jul-01	SILVER,Dissolved ug/l	Dissolved		K	
BENA-02		19-Jul-01	STRONTIUM,Dissolved ug/l	Dissolved			
BENA-02		19-Jul-01	VANADIUM,Dissolved ug/l	Dissolved		K	
BENA-02		19-Jul-01	ZINC,Dissolved ug/l	Dissolved		K	
BENA-02		19-Jul-01	CALCIUM,Total mg/l	Total			
BENA-02		19-Jul-01	MAGNESIUM,Total mg/l	Total			
BENA-02		19-Jul-01	SODIUM,Total mg/l	Total			
BENA-02		19-Jul-01	POTASSIUM,Total mg/l	Total			
BENA-02		19-Jul-01	ALUMINUM,Total ug/l	Total			
BENA-02		19-Jul-01	BARIUM,Total ug/l	Total			
BENA-02		19-Jul-01	BORON,Total ug/l	Total			
BENA-02		19-Jul-01	BERYLLIUM,Total ug/l	Total		K	
BENA-02		19-Jul-01	CADMIUM,Total ug/l	Total		K	
BENA-02		19-Jul-01	CHROMIUM,Total ug/l	Total		K	
BENA-02		19-Jul-01	COPPER,Total ug/l	Total		K	
BENA-02		19-Jul-01	COBALT,Total ug/l	Total		K	
BENA-02		19-Jul-01	IRON,Total ug/l	Total			
BENA-02		19-Jul-01	MANGANESE,Total ug/l	Total			
BENA-02		19-Jul-01	NICKEL,Total ug/l	Total		K	
BENA-02		19-Jul-01	SILVER,Total ug/l	Total		K	
BENA-02		19-Jul-01	STRONTIUM,Total ug/l	Total			
BENA-02		19-Jul-01	VANADIUM,Total ug/l	Total		K	
BENA-02		19-Jul-01	ZINC,Total ug/l	Total		K	
BENA-02		19-Jul-01	HARDNESS, CA, MG mg/l			C	
BENA-02		19-Jul-01	TEMPERATURE, AIR deg C				
BENA-02		19-Jul-01	TEMPERATURE, WATER deg C				
BENA-02		19-Jul-01	DISSOLVED OXYGEN (DO) mg/l				
BENA-02		19-Jul-01	CONDUCTANCE, SPECIFIC umho/cm				
BENA-02		19-Jul-01	PH				
BENA-02		19-Jul-01	TURBIDITY NTU				
BENA-02		19-Jul-01	CHLOROPHYLL A, CORRECTED FOR PHEOPHYTIN ug/l			K	
BENA-02		19-Jul-01	CHLOROPHYLL A, UNCORRECTED FOR PHEOPHYTIN,Fixed	Fixed			
BENA-02		19-Jul-01	CHLOROPHYLL-B				
BENA-02		19-Jul-01	CHLOROPHYLL-C				
BENA-02		19-Jul-01	PHEOPHYTIN-A				
BENA-02		19-Jul-01	DEPTH ft				
BENA-02		19-Jul-01	CHLOROPHYLL (A+B+C),Filterable	Filterable			
BEN-01		02-Aug-01	CHLOROPHYLL A, CORRECTED FOR PHEOPHYTIN ug/l				
BEN-01		02-Aug-01	CHLOROPHYLL A, UNCORRECTED FOR PHEOPHYTIN,Fixed	Fixed			
BEN-01		02-Aug-01	CHLOROPHYLL-B				
BEN-01		02-Aug-01	CHLOROPHYLL-C			K	
BEN-01		02-Aug-01	PHEOPHYTIN-A			K	
BEN-01		02-Aug-01	DEPTH ft				
BEN-01		02-Aug-01	CHLOROPHYLL (A+B+C),Filterable	Filterable			
BEN-01		02-Aug-01	POTASSIUM,Total mg/l	Total			
BEN-01		02-Aug-01	ALUMINUM,Total ug/l	Total			
BEN-01		02-Aug-01	BARIUM,Total ug/l	Total			
BEN-01		02-Aug-01	BORON,Total ug/l	Total			
BEN-01		02-Aug-01	BERYLLIUM,Total ug/l	Total		K	
BEN-01		02-Aug-01	CADMIUM,Total ug/l	Total		K	
BEN-01		02-Aug-01	CHROMIUM,Total ug/l	Total		K	
BEN-01		02-Aug-01	COPPER,Total ug/l	Total		K	
BEN-01		02-Aug-01	COBALT,Total ug/l	Total		K	
BEN-01		02-Aug-01	IRON,Total ug/l	Total			
BEN-01		02-Aug-01	MANGANESE,Total ug/l	Total			
BEN-01		02-Aug-01	NICKEL,Total ug/l	Total		K	
BEN-01		02-Aug-01	SILVER,Total ug/l	Total		K	
BEN-01		02-Aug-01	STRONTIUM,Total ug/l	Total			

StationCode	WaterbodyName	CollectionDate	Analyte	SampleFraction	ResultUnits	Qualifier	MethodDetectionLimit
BEN-01		02-Aug-01	VANADIUM,Total ug/l	Total		K	
BEN-01		02-Aug-01	ZINC,Total ug/l	Total		K	
BEN-01		02-Aug-01	HARDNESS, CA,MG mg/l			C	
BEN-01		02-Aug-01	TEMPERATURE, AIR deg C				
BEN-01		02-Aug-01	TEMPERATURE, WATER deg C				
BEN-01		02-Aug-01	DISSOLVED OXYGEN (DO) mg/l				
BEN-01		02-Aug-01	CONDUCTANCE, SPECIFIC umho/cm				
BEN-01		02-Aug-01	PH				
BEN-01		02-Aug-01	TURBIDITY NTU				
BEN-01		02-Aug-01	SOLIDS, FIXED				
BEN-01		02-Aug-01	ALKALINITY, CARBONATE AS CaCO3,Total mg/l	Total			
BEN-01		02-Aug-01	FLUORIDES				
BEN-01		02-Aug-01	CHLORIDE,Total mg/l	Total			
BEN-01		02-Aug-01	SULFATE			K	
BEN-01		02-Aug-01	NITROGEN, NITRITE (NO2) + NITRATE (NO3) mg/l				
BEN-01		02-Aug-01	NITROGEN, AMMONIA (NH3),Total mg/l	Total		K	
BEN-01		02-Aug-01	PHOSPHORUS AS P,Dissolved mg/l	Dissolved			
BEN-01		02-Aug-01	PHOSPHORUS AS P,Total mg/l	Total			
BEN-01		02-Aug-01	CYANIDE			K	
BEN-01		02-Aug-01	CARBON, TOTAL ORGANIC mg/l				
BEN-01		02-Aug-01	SOLIDS, FIXED,Total mg/l	Total			
BEN-01		02-Aug-01	SOLIDS, FIXED,Volatile mg/l	Volatile			
BEN-01		02-Aug-01	ARSENIC,Total	Total			
BEN-01		02-Aug-01	LEAD,Dissolved ug/l	Dissolved		K	
BEN-01		02-Aug-01	LEAD,Total ug/l	Total		K	
BEN-01		02-Aug-01	MERCURY,Total	Total			
BEN-01		02-Aug-01	CALCIUM,Dissolved mg/l	Dissolved			
BEN-01		02-Aug-01	MAGNESIUM,Dissolved mg/l	Dissolved			
BEN-01		02-Aug-01	SODIUM,Dissolved mg/l	Dissolved			
BEN-01		02-Aug-01	POTASSIUM,Dissolved mg/l	Dissolved			
BEN-01		02-Aug-01	ALUMINUM,Dissolved ug/l	Dissolved		K	
BEN-01		02-Aug-01	BARIUM,Dissolved ug/l	Dissolved			
BEN-01		02-Aug-01	BORON,Dissolved ug/l	Dissolved			
BEN-01		02-Aug-01	BERYLLIUM,Dissolved ug/l	Dissolved		K	
BEN-01		02-Aug-01	CADMIUM,Dissolved ug/l	Dissolved		K	
BEN-01		02-Aug-01	CHROMIUM,Dissolved ug/l	Dissolved		K	
BEN-01		02-Aug-01	COPPER,Dissolved ug/l	Dissolved		K	
BEN-01		02-Aug-01	COBALT,Dissolved ug/l	Dissolved		K	
BEN-01		02-Aug-01	IRON,Dissolved ug/l	Dissolved		K	
BEN-01		02-Aug-01	MANGANESE,Dissolved ug/l	Dissolved			
BEN-01		02-Aug-01	NICKEL,Dissolved ug/l	Dissolved		K	
BEN-01		02-Aug-01	SILVER,Dissolved ug/l	Dissolved		K	
BEN-01		02-Aug-01	STRONTIUM,Dissolved ug/l	Dissolved			
BEN-01		02-Aug-01	VANADIUM,Dissolved ug/l	Dissolved		K	
BEN-01		02-Aug-01	ZINC,Dissolved ug/l	Dissolved		K	
BEN-01		02-Aug-01	CALCIUM,Total mg/l	Total			
BEN-01		02-Aug-01	MAGNESIUM,Total mg/l	Total			
BEN-01		02-Aug-01	SODIUM,Total mg/l	Total			
BENA-03		18-Sep-01	CHLOROPHYLL A, CORRECTED FOR PHEOPHYTIN ug/l				
BENA-03		18-Sep-01	CHLOROPHYLL A, UNCORRECTED FOR PHEOPHYTIN,Fixed	Fixed			
BENA-03		18-Sep-01	CHLOROPHYLL-B				
BENA-03		18-Sep-01	CHLOROPHYLL-C			K	
BENA-03		18-Sep-01	PHEOPHYTIN-A			K	
BENA-03		18-Sep-01	DEPTH ft				
BENA-03		18-Sep-01	CHLOROPHYLL (A+B+C),Filterable	Filterable			
BENA-03		18-Sep-01	CHLORIDE,Total mg/l	Total			
BENA-03		18-Sep-01	SULFATE				
BENA-03		18-Sep-01	NITROGEN, NITRITE (NO2) + NITRATE (NO3) mg/l				
BENA-03		18-Sep-01	NITROGEN, AMMONIA (NH3),Total mg/l	Total		K	
BENA-03		18-Sep-01	PHENOLS			K	
BENA-03		18-Sep-01	PHOSPHORUS AS P,Dissolved mg/l	Dissolved			
BENA-03		18-Sep-01	PHOSPHORUS AS P,Total mg/l	Total			
BENA-03		18-Sep-01	CYANIDE			K	
BENA-03		18-Sep-01	CARBON, TOTAL ORGANIC mg/l				
BENA-03		18-Sep-01	SOLIDS, FIXED,Total mg/l	Total			
BENA-03		18-Sep-01	SOLIDS, FIXED,Volatile mg/l	Volatile			
BENA-03		18-Sep-01	ARSENIC,Total	Total		K	
BENA-03		18-Sep-01	LEAD,Dissolved ug/l	Dissolved		K	
BENA-03		18-Sep-01	LEAD,Total ug/l	Total		K	
BENA-03		18-Sep-01	MERCURY,Total	Total		K	
BENA-03		18-Sep-01	CALCIUM,Dissolved mg/l	Dissolved			
BENA-03		18-Sep-01	MAGNESIUM,Dissolved mg/l	Dissolved			
BENA-03		18-Sep-01	SODIUM,Dissolved mg/l	Dissolved			
BENA-03		18-Sep-01	POTASSIUM,Dissolved mg/l	Dissolved			

StationCode	WaterbodyName	CollectionDate	Analyte	SampleFraction	ResultUnits	Qualifier	MethodDetectionLimit
BENA-03		18-Sep-01	ALUMINUM,Dissolved ug/l	Dissolved		K	
BENA-03		18-Sep-01	BARIUM,Dissolved ug/l	Dissolved			
BENA-03		18-Sep-01	BORON,Dissolved ug/l	Dissolved			
BENA-03		18-Sep-01	BERYLLIUM,Dissolved ug/l	Dissolved		K	
BENA-03		18-Sep-01	CADMIUM,Dissolved ug/l	Dissolved		K	
BENA-03		18-Sep-01	CHROMIUM,Dissolved ug/l	Dissolved		K	
BENA-03		18-Sep-01	COPPER,Dissolved ug/l	Dissolved		K	
BENA-03		18-Sep-01	COBALT,Dissolved ug/l	Dissolved		K	
BENA-03		18-Sep-01	IRON,Dissolved ug/l	Dissolved		K	
BENA-03		18-Sep-01	MANGANESE,Dissolved ug/l	Dissolved			
BENA-03		18-Sep-01	NICKEL,Dissolved ug/l	Dissolved		K	
BENA-03		18-Sep-01	SILVER,Dissolved ug/l	Dissolved		K	
BENA-03		18-Sep-01	STRONTIUM,Dissolved ug/l	Dissolved			
BENA-03		18-Sep-01	VANADIUM,Dissolved ug/l	Dissolved		K	
BENA-03		18-Sep-01	ZINC,Dissolved ug/l	Dissolved		K	
BENA-03		18-Sep-01	CALCIUM,Total mg/l	Total			
BENA-03		18-Sep-01	MAGNESIUM,Total mg/l	Total			
BENA-03		18-Sep-01	SODIUM,Total mg/l	Total			
BENA-03		18-Sep-01	POTASSIUM,Total mg/l	Total			
BENA-03		18-Sep-01	ALUMINUM,Total ug/l	Total			
BENA-03		18-Sep-01	BARIUM,Total ug/l	Total			
BENA-03		18-Sep-01	BORON,Total ug/l	Total			
BENA-03		18-Sep-01	BERYLLIUM,Total ug/l	Total		K	
BENA-03		18-Sep-01	CADMIUM,Total ug/l	Total		K	
BENA-03		18-Sep-01	CHROMIUM,Total ug/l	Total		K	
BENA-03		18-Sep-01	COPPER,Total ug/l	Total		K	
BENA-03		18-Sep-01	COBALT,Total ug/l	Total		K	
BENA-03		18-Sep-01	IRON,Total ug/l	Total			
BENA-03		18-Sep-01	MANGANESE,Total ug/l	Total			
BENA-03		18-Sep-01	NICKEL,Total ug/l	Total		K	
BENA-03		18-Sep-01	SILVER,Total ug/l	Total		K	
BENA-03		18-Sep-01	STRONTIUM,Total ug/l	Total			
BENA-03		18-Sep-01	VANADIUM,Total ug/l	Total		K	
BENA-03		18-Sep-01	ZINC,Total ug/l	Total		K	
BENA-03		18-Sep-01	HARDNESS, CA,MG mg/l			C	
BENA-03		18-Sep-01	TEMPERATURE, AIR deg C				
BENA-03		18-Sep-01	TEMPERATURE, WATER deg C				
BENA-03		18-Sep-01	DISSOLVED OXYGEN (DO) mg/l				
BENA-03		18-Sep-01	CONDUCTANCE, SPECIFIC umho/cm				
BENA-03		18-Sep-01	PH				
BENA-03		18-Sep-01	TURBIDITY NTU				
BENA-03		18-Sep-01	SOLIDS, FIXED				
BENA-03		18-Sep-01	ALKALINITY, CARBONATE AS CaCO3,Total mg/l	Total			
BENA-03		18-Sep-01	FLUORIDES				
BENA-02		18-Sep-01	CHLOROPHYLL A, CORRECTED FOR PHEOPHYTIN ug/l				
BENA-02		18-Sep-01	CHLOROPHYLL A, UNCORRECTED FOR PHEOPHYTIN,Fixed	Fixed			
BENA-02		18-Sep-01	CHLOROPHYLL-B			K	
BENA-02		18-Sep-01	CHLOROPHYLL-C			K	
BENA-02		18-Sep-01	PHEOPHYTIN-A				
BENA-02		18-Sep-01	DEPTH ft				
BENA-02		18-Sep-01	CHLOROPHYLL (A+B+C),Filterable	Filterable			
BENA-02		18-Sep-01	SOLIDS, FIXED				
BENA-02		18-Sep-01	ALKALINITY, CARBONATE AS CaCO3,Total mg/l	Total			
BENA-02		18-Sep-01	FLUORIDES				
BENA-02		18-Sep-01	CHLORIDE,Total mg/l	Total			
BENA-02		18-Sep-01	SULFATE				
BENA-02		18-Sep-01	NITROGEN, NITRITE (NO2) + NITRATE (NO3) mg/l				
BENA-02		18-Sep-01	NITROGEN, AMMONIA (NH3),Total mg/l	Total			
BENA-02		18-Sep-01	PHENOLS			K	
BENA-02		18-Sep-01	PHOSPHORUS AS P,Dissolved mg/l	Dissolved			
BENA-02		18-Sep-01	PHOSPHORUS AS P,Total mg/l	Total			
BENA-02		18-Sep-01	CYANIDE			K	
BENA-02		18-Sep-01	CARBON, TOTAL ORGANIC mg/l				
BENA-02		18-Sep-01	SOLIDS, FIXED,Total mg/l	Total			
BENA-02		18-Sep-01	SOLIDS, FIXED, Volatile mg/l	Volatile			
BENA-02		18-Sep-01	ARSENIC,Total	Total			
BENA-02		18-Sep-01	LEAD,Dissolved ug/l	Dissolved		K	
BENA-02		18-Sep-01	LEAD,Total ug/l	Total		K	
BENA-02		18-Sep-01	MERCURY,Total	Total		K	
BENA-02		18-Sep-01	CALCIUM,Dissolved mg/l	Dissolved			
BENA-02		18-Sep-01	MAGNESIUM,Dissolved mg/l	Dissolved			
BENA-02		18-Sep-01	SODIUM,Dissolved mg/l	Dissolved			
BENA-02		18-Sep-01	POTASSIUM,Dissolved mg/l	Dissolved			
BENA-02		18-Sep-01	ALUMINUM,Dissolved ug/l	Dissolved		K	

StationCode	WaterbodyName	CollectionDate	Analyte	SampleFraction	ResultUnits	Qualifier	MethodDetectionLimit
BENA-02		18-Sep-01	BARIUM,Dissolved ug/l	Dissolved			
BENA-02		18-Sep-01	BORON,Dissolved ug/l	Dissolved			
BENA-02		18-Sep-01	BERYLLIUM,Dissolved ug/l	Dissolved		K	
BENA-02		18-Sep-01	CADMIUM,Dissolved ug/l	Dissolved		K	
BENA-02		18-Sep-01	CHROMIUM,Dissolved ug/l	Dissolved		K	
BENA-02		18-Sep-01	COPPER,Dissolved ug/l	Dissolved		K	
BENA-02		18-Sep-01	COBALT,Dissolved ug/l	Dissolved		K	
BENA-02		18-Sep-01	IRON,Dissolved ug/l	Dissolved			
BENA-02		18-Sep-01	MANGANESE,Dissolved ug/l	Dissolved			
BENA-02		18-Sep-01	NICKEL,Dissolved ug/l	Dissolved		K	
BENA-02		18-Sep-01	SILVER,Dissolved ug/l	Dissolved		K	
BENA-02		18-Sep-01	STRONTIUM,Dissolved ug/l	Dissolved			
BENA-02		18-Sep-01	VANADIUM,Dissolved ug/l	Dissolved		K	
BENA-02		18-Sep-01	ZINC,Dissolved ug/l	Dissolved		K	
BENA-02		18-Sep-01	CALCIUM,Total mg/l	Total			
BENA-02		18-Sep-01	MAGNESIUM,Total mg/l	Total			
BENA-02		18-Sep-01	SODIUM,Total mg/l	Total			
BENA-02		18-Sep-01	POTASSIUM,Total mg/l	Total			
BENA-02		18-Sep-01	ALUMINUM,Total ug/l	Total			
BENA-02		18-Sep-01	BARIUM,Total ug/l	Total			
BENA-02		18-Sep-01	BORON,Total ug/l	Total			
BENA-02		18-Sep-01	BERYLLIUM,Total ug/l	Total		K	
BENA-02		18-Sep-01	CADMIUM,Total ug/l	Total		K	
BENA-02		18-Sep-01	CHROMIUM,Total ug/l	Total		K	
BENA-02		18-Sep-01	COPPER,Total ug/l	Total		K	
BENA-02		18-Sep-01	COBALT,Total ug/l	Total		K	
BENA-02		18-Sep-01	IRON,Total ug/l	Total			
BENA-02		18-Sep-01	MANGANESE,Total ug/l	Total			
BENA-02		18-Sep-01	NICKEL,Total ug/l	Total		K	
BENA-02		18-Sep-01	SILVER,Total ug/l	Total		K	
BENA-02		18-Sep-01	STRONTIUM,Total ug/l	Total			
BENA-02		18-Sep-01	VANADIUM,Total ug/l	Total		K	
BENA-02		18-Sep-01	ZINC,Total ug/l	Total		K	
BENA-02		18-Sep-01	HARDNESS, CA,MG mg/l			C	
BENA-02		18-Sep-01	TEMPERATURE, AIR deg C				
BENA-02		18-Sep-01	TEMPERATURE, WATER deg C				
BENA-02		18-Sep-01	DISSOLVED OXYGEN (DO) mg/l				
BENA-02		18-Sep-01	CONDUCTANCE, SPECIFIC umho/cm				
BENA-02		18-Sep-01	PH				
BENA-02		18-Sep-01	TURBIDITY NTU				
BEN-01		19-Jun-01	CHLOROPHYLL A, CORRECTED FOR PHEOPHYTIN ug/l				
BEN-01		19-Jun-01	CHLOROPHYLL A, UNCORRECTED FOR PHEOPHYTIN,Fixed	Fixed			
BEN-01		19-Jun-01	CHLOROPHYLL-B				
BEN-01		19-Jun-01	CHLOROPHYLL-C				
BEN-01		19-Jun-01	PHEOPHYTIN-A				
BEN-01		19-Jun-01	DEPTH ft				
BEN-01		19-Jun-01	CHLOROPHYLL (A+B+C),Filterable	Filterable			
BEN-01		19-Jun-01	SOLIDS, FIXED				
BEN-01		19-Jun-01	ALKALINITY, CARBONATE AS CaCO3,Total mg/l	Total			
BEN-01		19-Jun-01	FLUORIDES				
BEN-01		19-Jun-01	CHLORIDE,Total mg/l	Total			
BEN-01		19-Jun-01	SULFATE				
BEN-01		19-Jun-01	NITROGEN, NITRITE (NO2) + NITRATE (NO3) mg/l				
BEN-01		19-Jun-01	NITROGEN, AMMONIA (NH3),Total mg/l	Total		K	
BEN-01		19-Jun-01	PHENOLS				
BEN-01		19-Jun-01	PHOSPHORUS AS P,Dissolved mg/l	Dissolved			
BEN-01		19-Jun-01	PHOSPHORUS AS P,Total mg/l	Total			
BEN-01		19-Jun-01	CYANIDE			K	
BEN-01		19-Jun-01	CARBON, TOTAL ORGANIC mg/l				
BEN-01		19-Jun-01	SOLIDS, FIXED,Total mg/l	Total			
BEN-01		19-Jun-01	SOLIDS, FIXED, Volatile mg/l	Volatile			
BEN-01		19-Jun-01	ARSENIC,Total	Total			
BEN-01		19-Jun-01	LEAD,Total ug/l	Total		K	
BEN-01		19-Jun-01	MERCURY,Total	Total		KQ	
BEN-01		19-Jun-01	CALCIUM,Dissolved mg/l	Dissolved			
BEN-01		19-Jun-01	MAGNESIUM,Dissolved mg/l	Dissolved			
BEN-01		19-Jun-01	SODIUM,Dissolved mg/l	Dissolved			
BEN-01		19-Jun-01	POTASSIUM,Dissolved mg/l	Dissolved			
BEN-01		19-Jun-01	ALUMINUM,Dissolved ug/l	Dissolved		K	
BEN-01		19-Jun-01	BARIUM,Dissolved ug/l	Dissolved			
BEN-01		19-Jun-01	BORON,Dissolved ug/l	Dissolved			
BEN-01		19-Jun-01	BERYLLIUM,Dissolved ug/l	Dissolved		K	
BEN-01		19-Jun-01	CADMIUM,Dissolved ug/l	Dissolved		K	
BEN-01		19-Jun-01	CHROMIUM,Dissolved ug/l	Dissolved		K	

StationCode	WaterbodyName	CollectionDate	Analyte	SampleFraction	ResultUnits	Qualifier	MethodDetectionLimit
BEN-01		19-Jun-01	COPPER,Dissolved ug/l	Dissolved		K	
BEN-01		19-Jun-01	COBALT,Dissolved ug/l	Dissolved		K	
BEN-01		19-Jun-01	IRON,Dissolved ug/l	Dissolved		K	
BEN-01		19-Jun-01	MANGANESE,Dissolved ug/l	Dissolved			
BEN-01		19-Jun-01	NICKEL,Dissolved ug/l	Dissolved		K	
BEN-01		19-Jun-01	SILVER,Dissolved ug/l	Dissolved		K	
BEN-01		19-Jun-01	STRONTIUM,Dissolved ug/l	Dissolved			
BEN-01		19-Jun-01	VANADIUM,Dissolved ug/l	Dissolved		K	
BEN-01		19-Jun-01	ZINC,Dissolved ug/l	Dissolved		K	
BEN-01		19-Jun-01	CALCIUM,Total mg/l	Total			
BEN-01		19-Jun-01	MAGNESIUM,Total mg/l	Total			
BEN-01		19-Jun-01	SODIUM,Total mg/l	Total			
BEN-01		19-Jun-01	POTASSIUM,Total mg/l	Total			
BEN-01		19-Jun-01	ALUMINUM,Total ug/l	Total			
BEN-01		19-Jun-01	BARIUM,Total ug/l	Total			
BEN-01		19-Jun-01	BORON,Total ug/l	Total			
BEN-01		19-Jun-01	BERYLLIUM,Total ug/l	Total		K	
BEN-01		19-Jun-01	CADMIUM,Total ug/l	Total		K	
BEN-01		19-Jun-01	CHROMIUM,Total ug/l	Total		K	
BEN-01		19-Jun-01	COPPER,Total ug/l	Total		K	
BEN-01		19-Jun-01	COBALT,Total ug/l	Total		K	
BEN-01		19-Jun-01	IRON,Total ug/l	Total			
BEN-01		19-Jun-01	MANGANESE,Total ug/l	Total			
BEN-01		19-Jun-01	NICKEL,Total ug/l	Total		K	
BEN-01		19-Jun-01	SILVER,Total ug/l	Total		K	
BEN-01		19-Jun-01	STRONTIUM,Total ug/l	Total			
BEN-01		19-Jun-01	VANADIUM,Total ug/l	Total		K	
BEN-01		19-Jun-01	ZINC,Total ug/l	Total		K	
BEN-01		19-Jun-01	HARDNESS, CA,MG mg/l			C	
BEN-01		19-Jun-01	TEMPERATURE, AIR deg C				
BEN-01		19-Jun-01	TEMPERATURE, WATER deg C				
BEN-01		19-Jun-01	DISSOLVED OXYGEN (DO) mg/l				
BEN-01		19-Jun-01	CONDUCTANCE, SPECIFIC umho/cm				
BEN-01		19-Jun-01	PH				
BEN-01		19-Jun-01	TURBIDITY FTU				
BENA-01		19-Jun-01	CHLOROPHYLL A, UNCORRECTED FOR PHEOPHYTIN,Fixed	Fixed			
BENA-01		19-Jun-01	CHLOROPHYLL-B				
BENA-01		19-Jun-01	CHLOROPHYLL-C				
BENA-01		19-Jun-01	PHEOPHYTIN-A				
BENA-01		19-Jun-01	DEPTH ft				
BENA-01		19-Jun-01	CHLOROPHYLL (A+B+C),Filterable	Filterable			
BENA-01		19-Jun-01	CHLOROPHYLL A, CORRECTED FOR PHEOPHYTIN ug/l				
BENA-01		19-Jun-01	SODIUM,Dissolved mg/l	Dissolved			
BENA-01		19-Jun-01	POTASSIUM,Dissolved mg/l	Dissolved			
BENA-01		19-Jun-01	ALUMINUM,Dissolved ug/l	Dissolved		K	
BENA-01		19-Jun-01	BARIUM,Dissolved ug/l	Dissolved			
BENA-01		19-Jun-01	BORON,Dissolved ug/l	Dissolved			
BENA-01		19-Jun-01	BERYLLIUM,Dissolved ug/l	Dissolved		K	
BENA-01		19-Jun-01	CADMIUM,Dissolved ug/l	Dissolved		K	
BENA-01		19-Jun-01	CHROMIUM,Dissolved ug/l	Dissolved		K	
BENA-01		19-Jun-01	COPPER,Dissolved ug/l	Dissolved		K	
BENA-01		19-Jun-01	COBALT,Dissolved ug/l	Dissolved		K	
BENA-01		19-Jun-01	IRON,Dissolved ug/l	Dissolved		K	
BENA-01		19-Jun-01	MANGANESE,Dissolved ug/l	Dissolved		K	
BENA-01		19-Jun-01	NICKEL,Dissolved ug/l	Dissolved		K	
BENA-01		19-Jun-01	SILVER,Dissolved ug/l	Dissolved		K	
BENA-01		19-Jun-01	STRONTIUM,Dissolved ug/l	Dissolved			
BENA-01		19-Jun-01	VANADIUM,Dissolved ug/l	Dissolved		K	
BENA-01		19-Jun-01	ZINC,Dissolved ug/l	Dissolved		K	
BENA-01		19-Jun-01	CALCIUM,Total mg/l	Total			
BENA-01		19-Jun-01	MAGNESIUM,Total mg/l	Total			
BENA-01		19-Jun-01	SODIUM,Total mg/l	Total			
BENA-01		19-Jun-01	POTASSIUM,Total mg/l	Total			
BENA-01		19-Jun-01	ALUMINUM,Total ug/l	Total			
BENA-01		19-Jun-01	BARIUM,Total ug/l	Total			
BENA-01		19-Jun-01	BORON,Total ug/l	Total			
BENA-01		19-Jun-01	BERYLLIUM,Total ug/l	Total		K	
BENA-01		19-Jun-01	CADMIUM,Total ug/l	Total		K	
BENA-01		19-Jun-01	CHROMIUM,Total ug/l	Total		K	
BENA-01		19-Jun-01	COPPER,Total ug/l	Total		K	
BENA-01		19-Jun-01	COBALT,Total ug/l	Total		K	
BENA-01		19-Jun-01	IRON,Total ug/l	Total			
BENA-01		19-Jun-01	MANGANESE,Total ug/l	Total			
BENA-01		19-Jun-01	NICKEL,Total ug/l	Total		K	

StationCode	WaterbodyName	CollectionDate	Analyte	SampleFraction	ResultUnits	Qualifier	MethodDetectionLimit
BENA-01		19-Jun-01	SILVER,Total ug/l	Total		K	
BENA-01		19-Jun-01	STRONTIUM,Total ug/l	Total			
BENA-01		19-Jun-01	VANADIUM,Total ug/l	Total		K	
BENA-01		19-Jun-01	ZINC,Total ug/l	Total		K	
BENA-01		19-Jun-01	HARDNESS, CA,MG mg/l			C	
BENA-01		19-Jun-01	TEMPERATURE, AIR deg C				
BENA-01		19-Jun-01	TEMPERATURE, WATER deg C				
BENA-01		19-Jun-01	DISSOLVED OXYGEN (DO) mg/l				
BENA-01		19-Jun-01	CONDUCTANCE, SPECIFIC umho/cm				
BENA-01		19-Jun-01	PH				
BENA-01		19-Jun-01	TURBIDITY FTU				
BENA-01		19-Jun-01	SOLIDS, FIXED				
BENA-01		19-Jun-01	ALKALINITY, CARBONATE AS CaCO3,Total mg/l	Total			
BENA-01		19-Jun-01	FLUORIDES				
BENA-01		19-Jun-01	CHLORIDE,Total mg/l	Total			
BENA-01		19-Jun-01	SULFATE			K	
BENA-01		19-Jun-01	NITROGEN, NITRITE (NO2) + NITRATE (NO3) mg/l				
BENA-01		19-Jun-01	NITROGEN, AMMONIA (NH3),Total mg/l	Total			
BENA-01		19-Jun-01	PHENOLS				
BENA-01		19-Jun-01	PHOSPHORUS AS P,Dissolved mg/l	Dissolved			
BENA-01		19-Jun-01	PHOSPHORUS AS P,Total mg/l	Total			
BENA-01		19-Jun-01	CYANIDE			K	
BENA-01		19-Jun-01	CARBON, TOTAL ORGANIC mg/l				
BENA-01		19-Jun-01	SOLIDS, FIXED,Total mg/l	Total			
BENA-01		19-Jun-01	SOLIDS, FIXED, Volatile mg/l	Volatile			
BENA-01		19-Jun-01	ARSENIC,Total	Total			
BENA-01		19-Jun-01	LEAD,Total ug/l	Total		K	
BENA-01		19-Jun-01	MERCURY,Total	Total		KQ	
BENA-01		19-Jun-01	CALCIUM,Dissolved mg/l	Dissolved			
BENA-01		19-Jun-01	MAGNESIUM,Dissolved mg/l	Dissolved			
BENA-02		19-Jun-01	CHLOROPHYLL A, CORRECTED FOR PHEOPHYTIN ug/l				
BENA-02		19-Jun-01	CHLOROPHYLL A, UNCORRECTED FOR PHEOPHYTIN,Fixed	Fixed			
BENA-02		19-Jun-01	CHLOROPHYLL-B				
BENA-02		19-Jun-01	CHLOROPHYLL-C				
BENA-02		19-Jun-01	PHEOPHYTIN-A				
BENA-02		19-Jun-01	DEPTH ft				
BENA-02		19-Jun-01	CHLOROPHYLL (A+B+C),Filterable	Filterable			
BENA-02		19-Jun-01	SOLIDS, FIXED				
BENA-02		19-Jun-01	ALKALINITY, CARBONATE AS CaCO3,Total mg/l	Total			
BENA-02		19-Jun-01	FLUORIDES				
BENA-02		19-Jun-01	CHLORIDE,Total mg/l	Total			
BENA-02		19-Jun-01	SULFATE				
BENA-02		19-Jun-01	NITROGEN, NITRITE (NO2) + NITRATE (NO3) mg/l				
BENA-02		19-Jun-01	NITROGEN, AMMONIA (NH3),Total mg/l	Total		K	
BENA-02		19-Jun-01	PHENOLS				
BENA-02		19-Jun-01	PHOSPHORUS AS P,Dissolved mg/l	Dissolved			
BENA-02		19-Jun-01	PHOSPHORUS AS P,Total mg/l	Total			
BENA-02		19-Jun-01	CYANIDE			K	
BENA-02		19-Jun-01	CARBON, TOTAL ORGANIC mg/l				
BENA-02		19-Jun-01	SOLIDS, FIXED,Total mg/l	Total			
BENA-02		19-Jun-01	SOLIDS, FIXED, Volatile mg/l	Volatile			
BENA-02		19-Jun-01	ARSENIC,Total	Total			
BENA-02		19-Jun-01	LEAD,Total ug/l	Total		K	
BENA-02		19-Jun-01	MERCURY,Total	Total		KQ	
BENA-02		19-Jun-01	CALCIUM,Dissolved mg/l	Dissolved			
BENA-02		19-Jun-01	MAGNESIUM,Dissolved mg/l	Dissolved			
BENA-02		19-Jun-01	SODIUM,Dissolved mg/l	Dissolved			
BENA-02		19-Jun-01	POTASSIUM,Dissolved mg/l	Dissolved			
BENA-02		19-Jun-01	ALUMINUM,Dissolved ug/l	Dissolved		K	
BENA-02		19-Jun-01	BARIUM,Dissolved ug/l	Dissolved			
BENA-02		19-Jun-01	BORON,Dissolved ug/l	Dissolved			
BENA-02		19-Jun-01	BERYLLIUM,Dissolved ug/l	Dissolved		K	
BENA-02		19-Jun-01	CADMIUM,Dissolved ug/l	Dissolved		K	
BENA-02		19-Jun-01	CHROMIUM,Dissolved ug/l	Dissolved		K	
BENA-02		19-Jun-01	COPPER,Dissolved ug/l	Dissolved		K	
BENA-02		19-Jun-01	COBALT,Dissolved ug/l	Dissolved		K	
BENA-02		19-Jun-01	IRON,Dissolved ug/l	Dissolved		K	
BENA-02		19-Jun-01	MANGANESE,Dissolved ug/l	Dissolved		K	
BENA-02		19-Jun-01	NICKEL,Dissolved ug/l	Dissolved		K	
BENA-02		19-Jun-01	SILVER,Dissolved ug/l	Dissolved		K	
BENA-02		19-Jun-01	STRONTIUM,Dissolved ug/l	Dissolved			
BENA-02		19-Jun-01	VANADIUM,Dissolved ug/l	Dissolved		K	
BENA-02		19-Jun-01	ZINC,Dissolved ug/l	Dissolved		K	
BENA-02		19-Jun-01	CALCIUM,Total mg/l	Total			

StationCode	WaterbodyName	CollectionDate	Analyte	SampleFraction	ResultUnits	Qualifier	MethodDetectionLimit
BENA-02		19-Jun-01	MAGNESIUM,Total mg/l	Total			
BENA-02		19-Jun-01	SODIUM,Total mg/l	Total			
BENA-02		19-Jun-01	POTASSIUM,Total mg/l	Total		K	
BENA-02		19-Jun-01	ALUMINUM,Total ug/l	Total			
BENA-02		19-Jun-01	BARIUM,Total ug/l	Total			
BENA-02		19-Jun-01	BORON,Total ug/l	Total			
BENA-02		19-Jun-01	BERYLLIUM,Total ug/l	Total		K	
BENA-02		19-Jun-01	CADMIUM,Total ug/l	Total		K	
BENA-02		19-Jun-01	CHROMIUM,Total ug/l	Total		K	
BENA-02		19-Jun-01	COPPER,Total ug/l	Total		K	
BENA-02		19-Jun-01	COBALT,Total ug/l	Total		K	
BENA-02		19-Jun-01	IRON,Total ug/l	Total			
BENA-02		19-Jun-01	MANGANESE,Total ug/l	Total			
BENA-02		19-Jun-01	NICKEL,Total ug/l	Total		K	
BENA-02		19-Jun-01	SILVER,Total ug/l	Total		K	
BENA-02		19-Jun-01	STRONTIUM,Total ug/l	Total			
BENA-02		19-Jun-01	VANADIUM,Total ug/l	Total		K	
BENA-02		19-Jun-01	ZINC,Total ug/l	Total		K	
BENA-02		19-Jun-01	HARDNESS, CA,MG mg/l			C	
BENA-02		19-Jun-01	TEMPERATURE, AIR deg C				
BENA-02		19-Jun-01	TEMPERATURE, WATER deg C				
BENA-02		19-Jun-01	DISSOLVED OXYGEN (DO) mg/l				
BENA-02		19-Jun-01	CONDUCTANCE, SPECIFIC umho/cm				
BENA-02		19-Jun-01	PH				
BENA-02		19-Jun-01	TURBIDITY FTU				
BEN-01		18-Sep-01	CHLOROPHYLL A, CORRECTED FOR PHEOPHYTIN ug/l			K	
BEN-01		18-Sep-01	CHLOROPHYLL A, UNCORRECTED FOR PHEOPHYTIN,Fixed	Fixed		K	
BEN-01		18-Sep-01	CHLOROPHYLL-B			K	
BEN-01		18-Sep-01	CHLOROPHYLL-C			K	
BEN-01		18-Sep-01	PHEOPHYTIN-A			K	
BEN-01		18-Sep-01	DEPTH ft				
BEN-01		18-Sep-01	CHLOROPHYLL (A+B+C),Filterable	Filterable			
BEN-01		23-May-06	Dissolved oxygen (DO)		mg/l		
BEN-01		23-May-06	pH				
BEN-01		23-May-06	Specific conductance		umho/cm		
BEN-01		23-May-06	Temperature, air		deg C		
BEN-01		23-May-06	Temperature, water		deg C		
BEN-01		23-May-06	Turbidity		NTU		
BEN-01		20-Jul-06	Dissolved oxygen (DO)		mg/l		
BEN-01		20-Jul-06	pH				
BEN-01		20-Jul-06	Specific conductance		umho/cm		
BEN-01		20-Jul-06	Temperature, air		deg C		
BEN-01		20-Jul-06	Temperature, water		deg C		
BEN-01		27-Jul-06	Dissolved oxygen (DO)		mg/l		
BEN-01		27-Jul-06	pH				
BEN-01		27-Jul-06	Specific conductance		umho/cm		
BEN-01		27-Jul-06	Temperature, air		deg C		
BEN-01		27-Jul-06	Temperature, water		deg C		
BEN-01		27-Jul-06	Turbidity		NTU		
BEN-01		13-Sep-06	Dissolved oxygen (DO)		mg/l		
BEN-01		13-Sep-06	pH				
BEN-01		13-Sep-06	Specific conductance		umho/cm		
BEN-01		13-Sep-06	Temperature, air		deg C		
BEN-01		13-Sep-06	Temperature, water		deg C		
BEN-01		13-Sep-06	Turbidity		NTU		
BENA-01		23-May-06	Dissolved oxygen (DO)		mg/l		
BENA-01		23-May-06	pH				
BENA-01		23-May-06	Specific conductance		umho/cm		
BENA-01		23-May-06	Temperature, air		deg C		
BENA-01		23-May-06	Temperature, water		deg C		
BENA-01		23-May-06	Turbidity		NTU		
BENA-01		17-Jul-06	Dissolved oxygen (DO)		mg/l		
BENA-01		17-Jul-06	pH				
BENA-01		17-Jul-06	Specific conductance		umho/cm		
BENA-01		17-Jul-06	Temperature, air		deg C		
BENA-01		17-Jul-06	Temperature, water		deg C		
BENA-01		17-Jul-06	Turbidity		NTU		
BENA-01		13-Sep-06	Dissolved oxygen (DO)		mg/l		
BENA-01		13-Sep-06	pH				
BENA-01		13-Sep-06	Specific conductance		umho/cm		
BENA-01		13-Sep-06	Temperature, air		deg C		
BENA-01		13-Sep-06	Temperature, water		deg C		
BENA-01		13-Sep-06	Turbidity		NTU		
BENA-02		23-May-06	Dissolved oxygen (DO)		mg/l		

StationCode	WaterbodyName	CollectionDate	Analyte	SampleFraction	ResultUnits	Qualifier	MethodDetectionLimit
BENA-02		23-May-06	pH				
BENA-02		23-May-06	Specific conductance		umho/cm		
BENA-02		23-May-06	Temperature, air		deg C		
BENA-02		23-May-06	Temperature, water		deg C		
BENA-02		23-May-06	Turbidity		NTU		
BENA-02		18-Jul-06	Dissolved oxygen (DO)		mg/l		
BENA-02		18-Jul-06	pH				
BENA-02		18-Jul-06	Specific conductance		umho/cm		
BENA-02		18-Jul-06	Temperature, air		deg C		
BENA-02		18-Jul-06	Temperature, water		deg C		
BENA-02		18-Jul-06	Turbidity		NTU		
BENA-02		13-Sep-06	Dissolved oxygen (DO)		mg/l		
BENA-02		13-Sep-06	pH				
BENA-02		13-Sep-06	Specific conductance		umho/cm		
BENA-02		13-Sep-06	Temperature, air		deg C		
BENA-02		13-Sep-06	Temperature, water		deg C		
BENA-02		13-Sep-06	Turbidity		NTU		
BENA-03		23-May-06	Dissolved oxygen (DO)		mg/l		
BENA-03		23-May-06	pH				
BENA-03		23-May-06	Specific conductance		umho/cm		
BENA-03		23-May-06	Temperature, air		deg C		
BENA-03		23-May-06	Temperature, water		deg C		
BENA-03		23-May-06	Turbidity		NTU		
BENA-03		17-Jul-06	Dissolved oxygen (DO)		mg/l		
BENA-03		17-Jul-06	pH				
BENA-03		17-Jul-06	Specific conductance		umho/cm		
BENA-03		17-Jul-06	Temperature, air		deg C		
BENA-03		17-Jul-06	Temperature, water		deg C		
BENA-03		17-Jul-06	Turbidity		NTU		
BENA-03		13-Sep-06	Dissolved oxygen (DO)		mg/l		
BENA-03		13-Sep-06	pH				
BENA-03		13-Sep-06	Specific conductance		umho/cm		
BENA-03		13-Sep-06	Temperature, air		deg C		
BENA-03		13-Sep-06	Temperature, water		deg C		
BENA-03		13-Sep-06	Turbidity		NTU		
BENC-01		23-May-06	Dissolved oxygen (DO)		mg/l		
BENC-01		23-May-06	pH				
BENC-01		23-May-06	Specific conductance		umho/cm		
BENC-01		23-May-06	Temperature, air		deg C		
BENC-01		23-May-06	Temperature, water		deg C		
BENC-01		23-May-06	Turbidity		NTU		
BENC-01		17-Jul-06	Dissolved oxygen (DO)		mg/l		
BENC-01		17-Jul-06	pH				
BENC-01		17-Jul-06	Specific conductance		umho/cm		
BENC-01		17-Jul-06	Temperature, air		deg C		
BENC-01		17-Jul-06	Temperature, water		deg C		
BENC-01		17-Jul-06	Turbidity		NTU		
BENC-01		13-Sep-06	Dissolved oxygen (DO)		mg/l		
BENC-01		13-Sep-06	pH				
BENC-01		13-Sep-06	Specific conductance		umho/cm		
BENC-01		13-Sep-06	Temperature, air		deg C		
BENC-01		13-Sep-06	Temperature, water		deg C		
BENC-01		13-Sep-06	Turbidity		NTU		
BENA-01	Riley Creek	23-May-06	Alkalinity, total		mg/l		0
BENA-01	Riley Creek	23-May-06	Carbon, organic	Total	mg/l		0.5
BENA-01	Riley Creek	23-May-06	Chloride	Total	mg/l		1
BENA-01	Riley Creek	23-May-06	Cyanide	Total	mg/l	ND	0.003
BENA-01	Riley Creek	23-May-06	Fluorides	Total	mg/l		0.05
BENA-01	Riley Creek	23-May-06	Nitrogen, ammonia as N	Total	mg/l		0.04
BENA-01	Riley Creek	23-May-06	Nitrogen, Kjeldahl	Total	mg/l		0.4
BENA-01	Riley Creek	23-May-06	Nitrogen, Nitrite (NO2) + Nitrate (NO3) as N	Total	mg/l		0.5
BENA-01	Riley Creek	23-May-06	Phenols	Total	ug/l	ND	4
BENA-01	Riley Creek	23-May-06	Phosphorus as P	Dissolved	mg/l		0.01
BENA-01	Riley Creek	23-May-06	Phosphorus as P	Total	mg/l		0.01
BENA-01	Riley Creek	23-May-06	Solids, suspended, volatile		mg/l	ND	6
BENA-01	Riley Creek	23-May-06	Solids, Total Suspended (TSS)		mg/l	ND	5
BENA-01	Riley Creek	23-May-06	Sulfate	Total	mg/l		1
BENA-01	Riley Creek	23-May-06	Temperature, sample		deg C		
BEN-01	Kickapoo Creek	23-May-06	Alkalinity, total		mg/l		0
BEN-01	Kickapoo Creek	23-May-06	Carbon, organic	Total	mg/l		0.5
BEN-01	Kickapoo Creek	23-May-06	Chloride	Total	mg/l		1
BEN-01	Kickapoo Creek	23-May-06	Cyanide	Total	mg/l	ND	0.003
BEN-01	Kickapoo Creek	23-May-06	Fluorides	Total	mg/l		0.05
BEN-01	Kickapoo Creek	23-May-06	Nitrogen, ammonia as N	Total	mg/l		0.04

StationCode	WaterbodyName	CollectionDate	Analyte	SampleFraction	ResultUnits	Qualifier	MethodDetectionLimit
BEN-01	Kickapoo Creek	23-May-06	Nitrogen, Kjeldahl	Total	mg/l		0.4
BEN-01	Kickapoo Creek	23-May-06	Nitrogen, Nitrite (NO2) + Nitrate (NO3) as N	Total	mg/l		0.5
BEN-01	Kickapoo Creek	23-May-06	Phenols	Total	ug/l	ND	4
BEN-01	Kickapoo Creek	23-May-06	Phosphorus as P	Dissolved	mg/l		0.01
BEN-01	Kickapoo Creek	23-May-06	Phosphorus as P	Total	mg/l		0.01
BEN-01	Kickapoo Creek	23-May-06	Solids, suspended, volatile		mg/l	ND	6
BEN-01	Kickapoo Creek	23-May-06	Solids, Total Suspended (TSS)		mg/l		5
BEN-01	Kickapoo Creek	23-May-06	Sulfate	Total	mg/l		1
BEN-01	Kickapoo Creek	23-May-06	Temperature, sample		deg C		
BENA-03	Riley Creek	23-May-06	Alkalinity, total		mg/l		0
BENA-03	Riley Creek	23-May-06	Carbon, organic	Total	mg/l		0.5
BENA-03	Riley Creek	23-May-06	Chloride	Total	mg/l		1
BENA-03	Riley Creek	23-May-06	Cyanide	Total	mg/l	ND	0.003
BENA-03	Riley Creek	23-May-06	Fluorides	Total	mg/l		0.05
BENA-03	Riley Creek	23-May-06	Nitrogen, ammonia as N	Total	mg/l	J	0.04
BENA-03	Riley Creek	23-May-06	Nitrogen, Kjeldahl	Total	mg/l		0.4
BENA-03	Riley Creek	23-May-06	Nitrogen, Nitrite (NO2) + Nitrate (NO3) as N	Total	mg/l		0.5
BENA-03	Riley Creek	23-May-06	Phenols	Total	ug/l	ND	4
BENA-03	Riley Creek	23-May-06	Phosphorus as P	Dissolved	mg/l	J	0.01
BENA-03	Riley Creek	23-May-06	Phosphorus as P	Total	mg/l		0.01
BENA-03	Riley Creek	23-May-06	Solids, suspended, volatile		mg/l	ND	6
BENA-03	Riley Creek	23-May-06	Solids, Total Suspended (TSS)		mg/l	ND	5
BENA-03	Riley Creek	23-May-06	Sulfate	Total	mg/l		1
BENA-03	Riley Creek	23-May-06	Temperature, sample		deg C		
BENA-02	Riley Creek	23-May-06	Alkalinity, total		mg/l		0
BENA-02	Riley Creek	23-May-06	Carbon, organic	Total	mg/l		0.5
BENA-02	Riley Creek	23-May-06	Chloride	Total	mg/l		1
BENA-02	Riley Creek	23-May-06	Cyanide	Total	mg/l	ND	0.003
BENA-02	Riley Creek	23-May-06	Fluorides	Total	mg/l		0.05
BENA-02	Riley Creek	23-May-06	Nitrogen, ammonia as N	Total	mg/l		0.04
BENA-02	Riley Creek	23-May-06	Nitrogen, Kjeldahl	Total	mg/l		0.4
BENA-02	Riley Creek	23-May-06	Nitrogen, Nitrite (NO2) + Nitrate (NO3) as N	Total	mg/l		0.5
BENA-02	Riley Creek	23-May-06	Phenols	Total	ug/l	ND	4
BENA-02	Riley Creek	23-May-06	Phosphorus as P	Dissolved	mg/l	J	0.01
BENA-02	Riley Creek	23-May-06	Phosphorus as P	Total	mg/l		0.01
BENA-02	Riley Creek	23-May-06	Solids, suspended, volatile		mg/l		6
BENA-02	Riley Creek	23-May-06	Solids, Total Suspended (TSS)		mg/l		5
BENA-02	Riley Creek	23-May-06	Sulfate	Total	mg/l		1
BENA-02	Riley Creek	23-May-06	Temperature, sample		deg C		
BENC-01	Riley-Cassell Creek	23-May-06	Alkalinity, total		mg/l		0
BENC-01	Riley-Cassell Creek	23-May-06	Carbon, organic	Total	mg/l		0.5
BENC-01	Riley-Cassell Creek	23-May-06	Chloride	Total	mg/l		1
BENC-01	Riley-Cassell Creek	23-May-06	Cyanide	Total	mg/l	ND	0.003
BENC-01	Riley-Cassell Creek	23-May-06	Fluorides	Total	mg/l		0.05
BENC-01	Riley-Cassell Creek	23-May-06	Nitrogen, ammonia as N	Total	mg/l		0.04
BENC-01	Riley-Cassell Creek	23-May-06	Nitrogen, Kjeldahl	Total	mg/l		0.4
BENC-01	Riley-Cassell Creek	23-May-06	Nitrogen, Nitrite (NO2) + Nitrate (NO3) as N	Total	mg/l		0.5
BENC-01	Riley-Cassell Creek	23-May-06	Phenols	Total	ug/l	ND	4
BENC-01	Riley-Cassell Creek	23-May-06	Phosphorus as P	Dissolved	mg/l		0.01
BENC-01	Riley-Cassell Creek	23-May-06	Phosphorus as P	Total	mg/l		0.01
BENC-01	Riley-Cassell Creek	23-May-06	Solids, suspended, volatile		mg/l	ND	6
BENC-01	Riley-Cassell Creek	23-May-06	Solids, Total Suspended (TSS)		mg/l	ND	5
BENC-01	Riley-Cassell Creek	23-May-06	Sulfate	Total	mg/l		1
BENC-01	Riley-Cassell Creek	23-May-06	Temperature, sample		deg C		
BENA-01	Riley Creek	17-Jul-06	Alkalinity, total		mg/l		0
BENA-01	Riley Creek	17-Jul-06	Carbon, organic	Total	mg/l		0.5
BENA-01	Riley Creek	17-Jul-06	Chloride	Total	mg/l		1
BENA-01	Riley Creek	17-Jul-06	Cyanide	Total	mg/l	ND	0.003
BENA-01	Riley Creek	17-Jul-06	Fluorides	Total	mg/l		0.05
BENA-01	Riley Creek	17-Jul-06	Nitrogen, ammonia as N	Total	mg/l		0.04
BENA-01	Riley Creek	17-Jul-06	Nitrogen, Kjeldahl	Total	mg/l	ND	0.75
BENA-01	Riley Creek	17-Jul-06	Nitrogen, Nitrite (NO2) + Nitrate (NO3) as N	Total	mg/l		0.1
BENA-01	Riley Creek	17-Jul-06	Phenols	Total	ug/l	J	4
BENA-01	Riley Creek	17-Jul-06	Phosphorus as P	Dissolved	mg/l		0.01
BENA-01	Riley Creek	17-Jul-06	Phosphorus as P	Total	mg/l		0.01
BENA-01	Riley Creek	17-Jul-06	Solids, suspended, volatile		mg/l	ND	6
BENA-01	Riley Creek	17-Jul-06	Solids, Total Suspended (TSS)		mg/l		5
BENA-01	Riley Creek	17-Jul-06	Sulfate	Total	mg/l		2
BENA-01	Riley Creek	17-Jul-06	Temperature, sample		deg C		
BENA-03	Riley Creek	17-Jul-06	Alkalinity, total		mg/l		0
BENA-03	Riley Creek	17-Jul-06	Carbon, organic	Total	mg/l		0.5
BENA-03	Riley Creek	17-Jul-06	Chloride	Total	mg/l		1
BENA-03	Riley Creek	17-Jul-06	Cyanide	Total	mg/l	ND	0.003
BENA-03	Riley Creek	17-Jul-06	Fluorides	Total	mg/l		0.05

StationCode	WaterbodyName	CollectionDate	Analyte	SampleFraction	ResultUnits	Qualifier	MethodDetectionLimit
BENA-03	Riley Creek	17-Jul-06	Nitrogen, ammonia as N	Total	mg/l		0.04
BENA-03	Riley Creek	17-Jul-06	Nitrogen, Kjeldahl	Total	mg/l	ND	0.75
BENA-03	Riley Creek	17-Jul-06	Nitrogen, Nitrite (NO2) + Nitrate (NO3) as N	Total	mg/l		0.1
BENA-03	Riley Creek	17-Jul-06	Phenols	Total	ug/l	J	4
BENA-03	Riley Creek	17-Jul-06	Phosphorus as P	Dissolved	mg/l		0.01
BENA-03	Riley Creek	17-Jul-06	Phosphorus as P	Total	mg/l		0.01
BENA-03	Riley Creek	17-Jul-06	Solids, suspended, volatile		mg/l		6
BENA-03	Riley Creek	17-Jul-06	Solids, Total Suspended (TSS)		mg/l		5
BENA-03	Riley Creek	17-Jul-06	Sulfate	Total	mg/l		2
BENA-03	Riley Creek	17-Jul-06	Temperature, sample		deg C		
BENA-02	Riley Creek	18-Jul-06	Alkalinity, total		mg/l		0
BENA-02	Riley Creek	18-Jul-06	Carbon, organic	Total	mg/l		0.5
BENA-02	Riley Creek	18-Jul-06	Chloride	Total	mg/l		1
BENA-02	Riley Creek	18-Jul-06	Cyanide	Total	mg/l	ND	0.003
BENA-02	Riley Creek	18-Jul-06	Fluorides	Total	mg/l		0.05
BENA-02	Riley Creek	18-Jul-06	Nitrogen, ammonia as N	Total	mg/l		0.04
BENA-02	Riley Creek	18-Jul-06	Nitrogen, Kjeldahl	Total	mg/l	ND	0.75
BENA-02	Riley Creek	18-Jul-06	Nitrogen, Nitrite (NO2) + Nitrate (NO3) as N	Total	mg/l		0.1
BENA-02	Riley Creek	18-Jul-06	Phenols	Total	ug/l	ND	4
BENA-02	Riley Creek	18-Jul-06	Phosphorus as P	Dissolved	mg/l		0.01
BENA-02	Riley Creek	18-Jul-06	Phosphorus as P	Total	mg/l		0.01
BENA-02	Riley Creek	18-Jul-06	Solids, suspended, volatile		mg/l	ND	6
BENA-02	Riley Creek	18-Jul-06	Solids, Total Suspended (TSS)		mg/l		5
BENA-02	Riley Creek	18-Jul-06	Sulfate	Total	mg/l		2
BENA-02	Riley Creek	18-Jul-06	Temperature, sample		deg C		
BENC-01	Cassel Cr.	17-Jul-06	Alkalinity, total		mg/l		0
BENC-01	Cassel Cr.	17-Jul-06	Carbon, organic	Total	mg/l		0.5
BENC-01	Cassel Cr.	17-Jul-06	Chloride	Total	mg/l		1
BENC-01	Cassel Cr.	17-Jul-06	Cyanide	Total	mg/l	ND	0.003
BENC-01	Cassel Cr.	17-Jul-06	Fluorides	Total	mg/l		0.05
BENC-01	Cassel Cr.	17-Jul-06	Nitrogen, ammonia as N	Total	mg/l		0.04
BENC-01	Cassel Cr.	17-Jul-06	Nitrogen, Kjeldahl	Total	mg/l		0.75
BENC-01	Cassel Cr.	17-Jul-06	Nitrogen, Nitrite (NO2) + Nitrate (NO3) as N	Total	mg/l		0.25
BENC-01	Cassel Cr.	17-Jul-06	Phenols	Total	ug/l	ND	4
BENC-01	Cassel Cr.	17-Jul-06	Phosphorus as P	Dissolved	mg/l		0.05
BENC-01	Cassel Cr.	17-Jul-06	Phosphorus as P	Total	mg/l		0.05
BENC-01	Cassel Cr.	17-Jul-06	Solids, suspended, volatile		mg/l	ND	6
BENC-01	Cassel Cr.	17-Jul-06	Solids, Total Suspended (TSS)		mg/l		5
BENC-01	Cassel Cr.	17-Jul-06	Sulfate	Total	mg/l		2
BENC-01	Cassel Cr.	17-Jul-06	Temperature, sample		deg C		
BEN-01	Kickapoo Creek	27-Jul-06	Alkalinity, total		mg/l		0
BEN-01	Kickapoo Creek	27-Jul-06	Carbon, organic	Total	mg/l		0.5
BEN-01	Kickapoo Creek	27-Jul-06	Chloride	Total	mg/l		1
BEN-01	Kickapoo Creek	27-Jul-06	Cyanide	Total	mg/l	ND	0.003
BEN-01	Kickapoo Creek	27-Jul-06	Fluorides	Total	mg/l		0.05
BEN-01	Kickapoo Creek	27-Jul-06	Nitrogen, ammonia as N	Total	mg/l		0.04
BEN-01	Kickapoo Creek	27-Jul-06	Nitrogen, Kjeldahl	Total	mg/l		0.75
BEN-01	Kickapoo Creek	27-Jul-06	Nitrogen, Nitrite (NO2) + Nitrate (NO3) as N	Total	mg/l		0.1
BEN-01	Kickapoo Creek	27-Jul-06	Phenols	Total	ug/l	ND	4
BEN-01	Kickapoo Creek	27-Jul-06	Phosphorus as P	Dissolved	mg/l		0.01
BEN-01	Kickapoo Creek	27-Jul-06	Phosphorus as P	Total	mg/l		0.05
BEN-01	Kickapoo Creek	27-Jul-06	Solids, suspended, volatile		mg/l	ND	6
BEN-01	Kickapoo Creek	27-Jul-06	Solids, Total Suspended (TSS)		mg/l		5
BEN-01	Kickapoo Creek	27-Jul-06	Sulfate	Total	mg/l		2
BENA-01	Riley Creek	13-Sep-06	Alkalinity, total		mg/l		0
BENA-01	Riley Creek	13-Sep-06	Carbon, organic	Total	mg/l		0.5
BENA-01	Riley Creek	13-Sep-06	Chloride	Total	mg/l		1
BENA-01	Riley Creek	13-Sep-06	Cyanide	Total	mg/l	ND	0.003
BENA-01	Riley Creek	13-Sep-06	Fluorides	Total	mg/l		0.05
BENA-01	Riley Creek	13-Sep-06	Nitrogen, ammonia as N	Total	mg/l		0.04
BENA-01	Riley Creek	13-Sep-06	Nitrogen, Kjeldahl	Total	mg/l		0.75
BENA-01	Riley Creek	13-Sep-06	Nitrogen, Nitrite (NO2) + Nitrate (NO3) as N	Total	mg/l		0.1
BENA-01	Riley Creek	13-Sep-06	Phenols	Total	ug/l	ND	4
BENA-01	Riley Creek	13-Sep-06	Phosphorus as P	Dissolved	mg/l		0.05
BENA-01	Riley Creek	13-Sep-06	Phosphorus as P	Total	mg/l		0.05
BENA-01	Riley Creek	13-Sep-06	Solids, suspended, volatile		mg/l	ND	6
BENA-01	Riley Creek	13-Sep-06	Solids, Total Suspended (TSS)		mg/l		5
BENA-01	Riley Creek	13-Sep-06	Sulfate	Total	mg/l		1
BENA-01	Riley Creek	13-Sep-06	Temperature, sample		deg C		
BENA-01	Riley Creek	13-Sep-06	Temperature, sample		deg C		
BENA-01	Riley Creek	13-Sep-06	Temperature, sample		deg C		
BENA-01	Riley Creek	13-Sep-06	Temperature, sample		deg C		
BENA-01	Riley Creek	13-Sep-06	Temperature, sample		deg C		
BENC-01	Riley-Cassel Creek	13-Sep-06	Alkalinity, total		mg/l		0

StationCode	WaterbodyName	CollectionDate	Analyte	SampleFraction	ResultUnits	Qualifier	MethodDetectionLimit
BENC-01	Riley-Cassel Creek	13-Sep-06	Carbon, organic	Total	mg/l		0.5
BENC-01	Riley-Cassel Creek	13-Sep-06	Chloride	Total	mg/l		1
BENC-01	Riley-Cassel Creek	13-Sep-06	Cyanide	Total	mg/l	ND	0.003
BENC-01	Riley-Cassel Creek	13-Sep-06	Fluorides	Total	mg/l		0.05
BENC-01	Riley-Cassel Creek	13-Sep-06	Nitrogen, ammonia as N	Total	mg/l		0.04
BENC-01	Riley-Cassel Creek	13-Sep-06	Nitrogen, Kjeldahl	Total	mg/l		0.75
BENC-01	Riley-Cassel Creek	13-Sep-06	Nitrogen, Nitrite (NO2) + Nitrate (NO3) as N	Total	mg/l		0.2
BENC-01	Riley-Cassel Creek	13-Sep-06	Phenols	Total	ug/l	ND	4
BENC-01	Riley-Cassel Creek	13-Sep-06	Phosphorus as P	Dissolved	mg/l		0.05
BENC-01	Riley-Cassel Creek	13-Sep-06	Phosphorus as P	Total	mg/l		0.05
BENC-01	Riley-Cassel Creek	13-Sep-06	Solids, suspended, volatile		mg/l		6
BENC-01	Riley-Cassel Creek	13-Sep-06	Solids, Total Suspended (TSS)		mg/l		5
BENC-01	Riley-Cassel Creek	13-Sep-06	Sulfate	Total	mg/l		1
BENC-01	Riley-Cassel Creek	13-Sep-06	Temperature, sample		deg C		
BENC-01	Riley-Cassel Creek	13-Sep-06	Temperature, sample		deg C		
BENC-01	Riley-Cassel Creek	13-Sep-06	Temperature, sample		deg C		
BENC-01	Riley-Cassel Creek	13-Sep-06	Temperature, sample		deg C		
BENC-01	Riley-Cassel Creek	13-Sep-06	Temperature, sample		deg C		
BENA-02	Riley Creek	13-Sep-06	Alkalinity, total		mg/l		0
BENA-02	Riley Creek	13-Sep-06	Carbon, organic	Total	mg/l		0.5
BENA-02	Riley Creek	13-Sep-06	Chloride	Total	mg/l		1
BENA-02	Riley Creek	13-Sep-06	Cyanide	Total	mg/l	ND	0.003
BENA-02	Riley Creek	13-Sep-06	Fluorides	Total	mg/l		0.05
BENA-02	Riley Creek	13-Sep-06	Nitrogen, ammonia as N	Total	mg/l		0.04
BENA-02	Riley Creek	13-Sep-06	Nitrogen, Kjeldahl	Total	mg/l		0.75
BENA-02	Riley Creek	13-Sep-06	Nitrogen, Nitrite (NO2) + Nitrate (NO3) as N	Total	mg/l		0.01
BENA-02	Riley Creek	13-Sep-06	Phenols	Total	ug/l	ND	4
BENA-02	Riley Creek	13-Sep-06	Phosphorus as P	Dissolved	mg/l		0.01
BENA-02	Riley Creek	13-Sep-06	Phosphorus as P	Total	mg/l		0.01
BENA-02	Riley Creek	13-Sep-06	Solids, suspended, volatile		mg/l	ND	6
BENA-02	Riley Creek	13-Sep-06	Solids, Total Suspended (TSS)		mg/l		5
BENA-02	Riley Creek	13-Sep-06	Sulfate	Total	mg/l		1
BENA-02	Riley Creek	13-Sep-06	Temperature, sample		deg C		
BENA-02	Riley Creek	13-Sep-06	Temperature, sample		deg C		
BENA-02	Riley Creek	13-Sep-06	Temperature, sample		deg C		
BENA-02	Riley Creek	13-Sep-06	Temperature, sample		deg C		
BENA-02	Riley Creek	13-Sep-06	Temperature, sample		deg C		
BEN-01	Kickapoo Creek	13-Sep-06	Alkalinity, total		mg/l		0
BEN-01	Kickapoo Creek	13-Sep-06	Carbon, organic	Total	mg/l		0.5
BEN-01	Kickapoo Creek	13-Sep-06	Chloride	Total	mg/l		1
BEN-01	Kickapoo Creek	13-Sep-06	Cyanide	Total	mg/l	ND	0.003
BEN-01	Kickapoo Creek	13-Sep-06	Fluorides	Total	mg/l		0.05
BEN-01	Kickapoo Creek	13-Sep-06	Nitrogen, ammonia as N	Total	mg/l		0.04
BEN-01	Kickapoo Creek	13-Sep-06	Nitrogen, Kjeldahl	Total	mg/l		0.75
BEN-01	Kickapoo Creek	13-Sep-06	Nitrogen, Nitrite (NO2) + Nitrate (NO3) as N	Total	mg/l		0.2
BEN-01	Kickapoo Creek	13-Sep-06	Phenols	Total	ug/l	ND	4
BEN-01	Kickapoo Creek	13-Sep-06	Phosphorus as P	Dissolved	mg/l		0.05
BEN-01	Kickapoo Creek	13-Sep-06	Phosphorus as P	Total	mg/l		0.05
BEN-01	Kickapoo Creek	13-Sep-06	Solids, suspended, volatile		mg/l	ND	6
BEN-01	Kickapoo Creek	13-Sep-06	Solids, Total Suspended (TSS)		mg/l		5
BEN-01	Kickapoo Creek	13-Sep-06	Sulfate	Total	mg/l		1
BEN-01	Kickapoo Creek	13-Sep-06	Temperature, sample		deg C		
BEN-01	Kickapoo Creek	13-Sep-06	Temperature, sample		deg C		
BEN-01	Kickapoo Creek	13-Sep-06	Temperature, sample		deg C		
BEN-01	Kickapoo Creek	13-Sep-06	Temperature, sample		deg C		
BEN-01	Kickapoo Creek	13-Sep-06	Temperature, sample		deg C		
BENA-03	Riley Creek	13-Sep-06	Alkalinity, total		mg/l		0
BENA-03	Riley Creek	13-Sep-06	Carbon, organic	Total	mg/l		0.5
BENA-03	Riley Creek	13-Sep-06	Chloride	Total	mg/l		1
BENA-03	Riley Creek	13-Sep-06	Cyanide	Total	mg/l	ND	0.003
BENA-03	Riley Creek	13-Sep-06	Fluorides	Total	mg/l		0.05
BENA-03	Riley Creek	13-Sep-06	Nitrogen, ammonia as N	Total	mg/l		0.04
BENA-03	Riley Creek	13-Sep-06	Nitrogen, Kjeldahl	Total	mg/l	ND	0.75
BENA-03	Riley Creek	13-Sep-06	Nitrogen, Nitrite (NO2) + Nitrate (NO3) as N	Total	mg/l		0.01
BENA-03	Riley Creek	13-Sep-06	Phenols	Total	ug/l	ND	4
BENA-03	Riley Creek	13-Sep-06	Phosphorus as P	Dissolved	mg/l		0.01
BENA-03	Riley Creek	13-Sep-06	Phosphorus as P	Total	mg/l		0.01
BENA-03	Riley Creek	13-Sep-06	Solids, suspended, volatile		mg/l		6
BENA-03	Riley Creek	13-Sep-06	Solids, Total Suspended (TSS)		mg/l		5
BENA-03	Riley Creek	13-Sep-06	Sulfate	Total	mg/l		1
BENA-03	Riley Creek	13-Sep-06	Temperature, sample		deg C		
BENA-03	Riley Creek	13-Sep-06	Temperature, sample		deg C		
BENA-03	Riley Creek	13-Sep-06	Temperature, sample		deg C		
BENA-03	Riley Creek	13-Sep-06	Temperature, sample		deg C		

StationCode	WaterbodyName	CollectionDate	Analyte	SampleFraction	ResultUnits	Qualifier	MethodDetectionLimit
BENA-03	Riley Creek	13-Sep-06	Temperature, sample		deg C		
BENA-02	RILEY CREEK	23-May-06	Chlorophyll a, corrected for pheophytin	Total	ug/l		1
BENA-02	RILEY CREEK	23-May-06	Chlorophyll a, uncorrected for pheophytin	Total	ug/l		1
BENA-02	RILEY CREEK	23-May-06	Chlorophyll-b	Total	ug/l	ND	1
BENA-02	RILEY CREEK	23-May-06	Chlorophyll-c	Total	ug/l	ND	1
BENA-02	RILEY CREEK	23-May-06	Pheophytin-a	Total	ug/l		1
BENC-01	RILEY CREEK	23-May-06	Chlorophyll a, corrected for pheophytin	Total	ug/l		1
BENC-01	RILEY CREEK	23-May-06	Chlorophyll a, uncorrected for pheophytin	Total	ug/l		1
BENC-01	RILEY CREEK	23-May-06	Chlorophyll-b	Total	ug/l	ND	1
BENC-01	RILEY CREEK	23-May-06	Chlorophyll-c	Total	ug/l	ND	1
BENC-01	RILEY CREEK	23-May-06	Pheophytin-a	Total	ug/l	ND	1
BENA-03	RILEY CREEK	23-May-06	Chlorophyll a, corrected for pheophytin	Total	ug/l		1
BENA-03	RILEY CREEK	23-May-06	Chlorophyll a, uncorrected for pheophytin	Total	ug/l		1
BENA-03	RILEY CREEK	23-May-06	Chlorophyll-b	Total	ug/l	ND	1
BENA-03	RILEY CREEK	23-May-06	Chlorophyll-c	Total	ug/l	ND	1
BENA-03	RILEY CREEK	23-May-06	Pheophytin-a	Total	ug/l	ND	1
BENA-01	RILEY CREEK	23-May-06	Chlorophyll a, corrected for pheophytin	Total	ug/l		1
BENA-01	RILEY CREEK	23-May-06	Chlorophyll a, uncorrected for pheophytin	Total	ug/l		1
BENA-01	RILEY CREEK	23-May-06	Chlorophyll-b	Total	ug/l	ND	1
BENA-01	RILEY CREEK	23-May-06	Chlorophyll-c	Total	ug/l	ND	1
BENA-01	RILEY CREEK	23-May-06	Pheophytin-a	Total	ug/l	ND	1
BEN-01	KICKAPOO CREEK	23-May-06	Chlorophyll a, corrected for pheophytin	Total	ug/l		1
BEN-01	KICKAPOO CREEK	23-May-06	Chlorophyll a, uncorrected for pheophytin	Total	ug/l		1
BEN-01	KICKAPOO CREEK	23-May-06	Chlorophyll-b	Total	ug/l	ND	1
BEN-01	KICKAPOO CREEK	23-May-06	Chlorophyll-c	Total	ug/l	ND	1
BEN-01	KICKAPOO CREEK	23-May-06	Pheophytin-a	Total	ug/l	ND	1
BENA-02	RILEY CREEK	23-May-06	Aluminum	Dissolved	ug/l	J	20
BENA-02	RILEY CREEK	23-May-06	Aluminum	Total	ug/l		20
BENA-02	RILEY CREEK	23-May-06	Arsenic	Total	ug/l	J	0.06
BENA-02	RILEY CREEK	23-May-06	Barium	Dissolved	ug/l		1
BENA-02	RILEY CREEK	23-May-06	Barium	Total	ug/l		1
BENA-02	RILEY CREEK	23-May-06	Beryllium	Dissolved	ug/l	ND	1
BENA-02	RILEY CREEK	23-May-06	Beryllium	Total	ug/l	ND	1
BENA-02	RILEY CREEK	23-May-06	Boron	Dissolved	ug/l	J	4
BENA-02	RILEY CREEK	23-May-06	Boron	Total	ug/l		4
BENA-02	RILEY CREEK	23-May-06	Cadmium	Dissolved	ug/l	ND	1
BENA-02	RILEY CREEK	23-May-06	Cadmium	Total	ug/l	ND	1
BENA-02	RILEY CREEK	23-May-06	Calcium	Dissolved	ug/l		18
BENA-02	RILEY CREEK	23-May-06	Calcium	Total	ug/l		18
BENA-02	RILEY CREEK	23-May-06	Chromium	Dissolved	ug/l	ND	2
BENA-02	RILEY CREEK	23-May-06	Chromium	Total	ug/l	ND	2
BENA-02	RILEY CREEK	23-May-06	Cobalt	Dissolved	ug/l	ND	3
BENA-02	RILEY CREEK	23-May-06	Cobalt	Total	ug/l	ND	3
BENA-02	RILEY CREEK	23-May-06	Copper	Dissolved	ug/l	ND	3
BENA-02	RILEY CREEK	23-May-06	Copper	Total	ug/l	ND	3
BENA-02	RILEY CREEK	23-May-06	Hardness, Ca + Mg	Total	ug/l	C	
BENA-02	RILEY CREEK	23-May-06	Iron	Dissolved	ug/l	ND	33
BENA-02	RILEY CREEK	23-May-06	Iron	Total	ug/l		33
BENA-02	RILEY CREEK	23-May-06	Lead	Dissolved	ug/l	ND	5
BENA-02	RILEY CREEK	23-May-06	Lead	Total	ug/l	ND	5
BENA-02	RILEY CREEK	23-May-06	Magnesium	Dissolved	ug/l		9
BENA-02	RILEY CREEK	23-May-06	Magnesium	Total	ug/l		9
BENA-02	RILEY CREEK	23-May-06	Manganese	Dissolved	ug/l		1
BENA-02	RILEY CREEK	23-May-06	Manganese	Total	ug/l		1
BENA-02	RILEY CREEK	23-May-06	Nickel	Dissolved	ug/l	ND	5
BENA-02	RILEY CREEK	23-May-06	Nickel	Total	ug/l	ND	5
BENA-02	RILEY CREEK	23-May-06	Potassium	Dissolved	ug/l	ND	2000
BENA-02	RILEY CREEK	23-May-06	Potassium	Total	ug/l	ND	2000
BENA-02	RILEY CREEK	23-May-06	Silver	Dissolved	ug/l	ND	3
BENA-02	RILEY CREEK	23-May-06	Silver	Total	ug/l	ND	3
BENA-02	RILEY CREEK	23-May-06	Sodium	Dissolved	ug/l		370
BENA-02	RILEY CREEK	23-May-06	Sodium	Total	ug/l		370
BENA-02	RILEY CREEK	23-May-06	Strontium	Dissolved	ug/l		1
BENA-02	RILEY CREEK	23-May-06	Strontium	Total	ug/l		1
BENA-02	RILEY CREEK	23-May-06	Temperature, sample		deg C		
BENA-02	RILEY CREEK	23-May-06	Temperature, sample		deg C		
BENA-02	RILEY CREEK	23-May-06	Vanadium	Dissolved	ug/l	ND	3
BENA-02	RILEY CREEK	23-May-06	Vanadium	Total	ug/l	ND	3
BENA-02	RILEY CREEK	23-May-06	Zinc	Dissolved	ug/l	J	2
BENA-02	RILEY CREEK	23-May-06	Zinc	Total	ug/l	J	2
BENC-01	RILEY	23-May-06	Aluminum	Dissolved	ug/l	J	20
BENC-01	RILEY	23-May-06	Aluminum	Total	ug/l	J	20
BENC-01	RILEY	23-May-06	Arsenic	Total	ug/l	J	0.06
BENC-01	RILEY	23-May-06	Barium	Dissolved	ug/l		1

StationCode	WaterbodyName	CollectionDate	Analyte	SampleFraction	ResultUnits	Qualifier	MethodDetectionLimit
BENC-01	RILEY	23-May-06	Barium	Total	ug/l		1
BENC-01	RILEY	23-May-06	Beryllium	Dissolved	ug/l	ND	1
BENC-01	RILEY	23-May-06	Beryllium	Total	ug/l	ND	1
BENC-01	RILEY	23-May-06	Boron	Dissolved	ug/l		4
BENC-01	RILEY	23-May-06	Boron	Total	ug/l		4
BENC-01	RILEY	23-May-06	Cadmium	Dissolved	ug/l	ND	1
BENC-01	RILEY	23-May-06	Cadmium	Total	ug/l	ND	1
BENC-01	RILEY	23-May-06	Calcium	Dissolved	ug/l		18
BENC-01	RILEY	23-May-06	Calcium	Total	ug/l		18
BENC-01	RILEY	23-May-06	Chromium	Dissolved	ug/l	ND	2
BENC-01	RILEY	23-May-06	Chromium	Total	ug/l	ND	2
BENC-01	RILEY	23-May-06	Cobalt	Dissolved	ug/l	ND	3
BENC-01	RILEY	23-May-06	Cobalt	Total	ug/l	ND	3
BENC-01	RILEY	23-May-06	Copper	Dissolved	ug/l	ND	3
BENC-01	RILEY	23-May-06	Copper	Total	ug/l	ND	3
BENC-01	RILEY	23-May-06	Hardness, Ca + Mg	Total	ug/l	C	
BENC-01	RILEY	23-May-06	Iron	Dissolved	ug/l	ND	33
BENC-01	RILEY	23-May-06	Iron	Total	ug/l		33
BENC-01	RILEY	23-May-06	Lead	Dissolved	ug/l	ND	5
BENC-01	RILEY	23-May-06	Lead	Total	ug/l	ND	5
BENC-01	RILEY	23-May-06	Magnesium	Dissolved	ug/l		9
BENC-01	RILEY	23-May-06	Magnesium	Total	ug/l		9
BENC-01	RILEY	23-May-06	Manganese	Dissolved	ug/l		1
BENC-01	RILEY	23-May-06	Manganese	Total	ug/l		1
BENC-01	RILEY	23-May-06	Nickel	Dissolved	ug/l	ND	5
BENC-01	RILEY	23-May-06	Nickel	Total	ug/l	ND	5
BENC-01	RILEY	23-May-06	Potassium	Dissolved	ug/l	ND	2000
BENC-01	RILEY	23-May-06	Potassium	Total	ug/l	ND	2000
BENC-01	RILEY	23-May-06	Selenium	Total	ug/l	J	0.18
BENC-01	RILEY	23-May-06	Silver	Dissolved	ug/l	ND	3
BENC-01	RILEY	23-May-06	Silver	Total	ug/l	ND	3
BENC-01	RILEY	23-May-06	Sodium	Dissolved	ug/l		370
BENC-01	RILEY	23-May-06	Sodium	Total	ug/l		370
BENC-01	RILEY	23-May-06	Strontium	Dissolved	ug/l		1
BENC-01	RILEY	23-May-06	Strontium	Total	ug/l		1
BENC-01	RILEY	23-May-06	Temperature, sample		deg C		
BENC-01	RILEY	23-May-06	Temperature, sample		deg C		
BENC-01	RILEY	23-May-06	Vanadium	Dissolved	ug/l	ND	3
BENC-01	RILEY	23-May-06	Vanadium	Total	ug/l	ND	3
BENC-01	RILEY	23-May-06	Zinc	Dissolved	ug/l	J	2
BENC-01	RILEY	23-May-06	Zinc	Total	ug/l		2
BENA-03	RILEY CREEK	23-May-06	Aluminum	Dissolved	ug/l	J	20
BENA-03	RILEY CREEK	23-May-06	Aluminum	Total	ug/l		20
BENA-03	RILEY CREEK	23-May-06	Arsenic	Total	ug/l	J	0.06
BENA-03	RILEY CREEK	23-May-06	Barium	Dissolved	ug/l		1
BENA-03	RILEY CREEK	23-May-06	Barium	Total	ug/l		1
BENA-03	RILEY CREEK	23-May-06	Beryllium	Dissolved	ug/l	ND	1
BENA-03	RILEY CREEK	23-May-06	Beryllium	Total	ug/l	ND	1
BENA-03	RILEY CREEK	23-May-06	Boron	Dissolved	ug/l	J	4
BENA-03	RILEY CREEK	23-May-06	Boron	Total	ug/l		4
BENA-03	RILEY CREEK	23-May-06	Cadmium	Dissolved	ug/l	ND	1
BENA-03	RILEY CREEK	23-May-06	Cadmium	Total	ug/l	ND	1
BENA-03	RILEY CREEK	23-May-06	Calcium	Dissolved	ug/l		18
BENA-03	RILEY CREEK	23-May-06	Calcium	Total	ug/l		18
BENA-03	RILEY CREEK	23-May-06	Chromium	Dissolved	ug/l	ND	2
BENA-03	RILEY CREEK	23-May-06	Chromium	Total	ug/l	ND	2
BENA-03	RILEY CREEK	23-May-06	Cobalt	Dissolved	ug/l	ND	3
BENA-03	RILEY CREEK	23-May-06	Cobalt	Total	ug/l	ND	3
BENA-03	RILEY CREEK	23-May-06	Copper	Dissolved	ug/l	ND	3
BENA-03	RILEY CREEK	23-May-06	Copper	Total	ug/l	ND	3
BENA-03	RILEY CREEK	23-May-06	Hardness, Ca + Mg	Total	ug/l	C	
BENA-03	RILEY CREEK	23-May-06	Iron	Dissolved	ug/l	ND	33
BENA-03	RILEY CREEK	23-May-06	Iron	Total	ug/l		33
BENA-03	RILEY CREEK	23-May-06	Lead	Dissolved	ug/l	ND	5
BENA-03	RILEY CREEK	23-May-06	Lead	Total	ug/l	ND	5
BENA-03	RILEY CREEK	23-May-06	Magnesium	Dissolved	ug/l		9
BENA-03	RILEY CREEK	23-May-06	Magnesium	Total	ug/l		9
BENA-03	RILEY CREEK	23-May-06	Manganese	Dissolved	ug/l		1
BENA-03	RILEY CREEK	23-May-06	Manganese	Total	ug/l		1
BENA-03	RILEY CREEK	23-May-06	Nickel	Dissolved	ug/l	ND	5
BENA-03	RILEY CREEK	23-May-06	Nickel	Total	ug/l	ND	5
BENA-03	RILEY CREEK	23-May-06	Potassium	Dissolved	ug/l	ND	2000
BENA-03	RILEY CREEK	23-May-06	Potassium	Total	ug/l	ND	2000
BENA-03	RILEY CREEK	23-May-06	Silver	Dissolved	ug/l	ND	3

StationCode	WaterbodyName	CollectionDate	Analyte	SampleFraction	ResultUnits	Qualifier	MethodDetectionLimit
BENA-03	RILEY CREEK	23-May-06	Silver	Total	ug/l	ND	3
BENA-03	RILEY CREEK	23-May-06	Sodium	Dissolved	ug/l		370
BENA-03	RILEY CREEK	23-May-06	Sodium	Total	ug/l		370
BENA-03	RILEY CREEK	23-May-06	Strontium	Dissolved	ug/l		1
BENA-03	RILEY CREEK	23-May-06	Strontium	Total	ug/l		1
BENA-03	RILEY CREEK	23-May-06	Temperature, sample		deg C		
BENA-03	RILEY CREEK	23-May-06	Temperature, sample		deg C		
BENA-03	RILEY CREEK	23-May-06	Vanadium	Dissolved	ug/l	ND	3
BENA-03	RILEY CREEK	23-May-06	Vanadium	Total	ug/l	ND	3
BENA-03	RILEY CREEK	23-May-06	Zinc	Dissolved	ug/l	J	2
BENA-03	RILEY CREEK	23-May-06	Zinc	Total	ug/l	J	2
BENA-01	RILEY CREEK	23-May-06	Aluminum	Dissolved	ug/l	J	20
BENA-01	RILEY CREEK	23-May-06	Aluminum	Total	ug/l		20
BENA-01	RILEY CREEK	23-May-06	Arsenic	Total	ug/l		0.06
BENA-01	RILEY CREEK	23-May-06	Barium	Dissolved	ug/l		1
BENA-01	RILEY CREEK	23-May-06	Barium	Total	ug/l		1
BENA-01	RILEY CREEK	23-May-06	Beryllium	Dissolved	ug/l	ND	1
BENA-01	RILEY CREEK	23-May-06	Beryllium	Total	ug/l	ND	1
BENA-01	RILEY CREEK	23-May-06	Boron	Dissolved	ug/l		4
BENA-01	RILEY CREEK	23-May-06	Boron	Total	ug/l		4
BENA-01	RILEY CREEK	23-May-06	Cadmium	Dissolved	ug/l	ND	1
BENA-01	RILEY CREEK	23-May-06	Cadmium	Total	ug/l	ND	1
BENA-01	RILEY CREEK	23-May-06	Calcium	Dissolved	ug/l		18
BENA-01	RILEY CREEK	23-May-06	Calcium	Total	ug/l		18
BENA-01	RILEY CREEK	23-May-06	Chromium	Dissolved	ug/l	ND	2
BENA-01	RILEY CREEK	23-May-06	Chromium	Total	ug/l	ND	2
BENA-01	RILEY CREEK	23-May-06	Cobalt	Dissolved	ug/l	ND	3
BENA-01	RILEY CREEK	23-May-06	Cobalt	Total	ug/l	ND	3
BENA-01	RILEY CREEK	23-May-06	Copper	Dissolved	ug/l	ND	3
BENA-01	RILEY CREEK	23-May-06	Copper	Total	ug/l	ND	3
BENA-01	RILEY CREEK	23-May-06	Hardness, Ca + Mg	Total	ug/l	C	
BENA-01	RILEY CREEK	23-May-06	Iron	Dissolved	ug/l	ND	33
BENA-01	RILEY CREEK	23-May-06	Iron	Total	ug/l		33
BENA-01	RILEY CREEK	23-May-06	Lead	Dissolved	ug/l	ND	5
BENA-01	RILEY CREEK	23-May-06	Lead	Total	ug/l	ND	5
BENA-01	RILEY CREEK	23-May-06	Magnesium	Dissolved	ug/l		9
BENA-01	RILEY CREEK	23-May-06	Magnesium	Total	ug/l		9
BENA-01	RILEY CREEK	23-May-06	Manganese	Dissolved	ug/l		1
BENA-01	RILEY CREEK	23-May-06	Manganese	Total	ug/l		1
BENA-01	RILEY CREEK	23-May-06	Nickel	Dissolved	ug/l	ND	5
BENA-01	RILEY CREEK	23-May-06	Nickel	Total	ug/l	ND	5
BENA-01	RILEY CREEK	23-May-06	Potassium	Dissolved	ug/l	ND	2000
BENA-01	RILEY CREEK	23-May-06	Potassium	Total	ug/l	ND	2000
BENA-01	RILEY CREEK	23-May-06	Silver	Dissolved	ug/l	ND	3
BENA-01	RILEY CREEK	23-May-06	Silver	Total	ug/l	ND	3
BENA-01	RILEY CREEK	23-May-06	Sodium	Dissolved	ug/l		370
BENA-01	RILEY CREEK	23-May-06	Sodium	Total	ug/l		370
BENA-01	RILEY CREEK	23-May-06	Strontium	Dissolved	ug/l		1
BENA-01	RILEY CREEK	23-May-06	Strontium	Total	ug/l		1
BENA-01	RILEY CREEK	23-May-06	Temperature, sample		deg C		
BENA-01	RILEY CREEK	23-May-06	Temperature, sample		deg C		
BENA-01	RILEY CREEK	23-May-06	Vanadium	Dissolved	ug/l	ND	3
BENA-01	RILEY CREEK	23-May-06	Vanadium	Total	ug/l	ND	3
BENA-01	RILEY CREEK	23-May-06	Zinc	Dissolved	ug/l	J	2
BENA-01	RILEY CREEK	23-May-06	Zinc	Total	ug/l	J	2
BEN-01	KICKAPOO CREEK	23-May-06	Aluminum	Dissolved	ug/l	J	20
BEN-01	KICKAPOO CREEK	23-May-06	Aluminum	Total	ug/l		20
BEN-01	KICKAPOO CREEK	23-May-06	Arsenic	Total	ug/l	ND	0.06
BEN-01	KICKAPOO CREEK	23-May-06	Barium	Dissolved	ug/l		1
BEN-01	KICKAPOO CREEK	23-May-06	Barium	Total	ug/l		1
BEN-01	KICKAPOO CREEK	23-May-06	Beryllium	Dissolved	ug/l	ND	1
BEN-01	KICKAPOO CREEK	23-May-06	Beryllium	Total	ug/l	ND	1
BEN-01	KICKAPOO CREEK	23-May-06	Boron	Dissolved	ug/l		4
BEN-01	KICKAPOO CREEK	23-May-06	Boron	Total	ug/l		4
BEN-01	KICKAPOO CREEK	23-May-06	Cadmium	Dissolved	ug/l	ND	1
BEN-01	KICKAPOO CREEK	23-May-06	Cadmium	Total	ug/l	ND	1
BEN-01	KICKAPOO CREEK	23-May-06	Calcium	Dissolved	ug/l		18
BEN-01	KICKAPOO CREEK	23-May-06	Calcium	Total	ug/l		18
BEN-01	KICKAPOO CREEK	23-May-06	Chromium	Dissolved	ug/l	ND	2
BEN-01	KICKAPOO CREEK	23-May-06	Chromium	Total	ug/l	ND	2
BEN-01	KICKAPOO CREEK	23-May-06	Cobalt	Dissolved	ug/l	ND	3
BEN-01	KICKAPOO CREEK	23-May-06	Cobalt	Total	ug/l	ND	3
BEN-01	KICKAPOO CREEK	23-May-06	Copper	Dissolved	ug/l	ND	3
BEN-01	KICKAPOO CREEK	23-May-06	Copper	Total	ug/l	ND	3

StationCode	WaterbodyName	CollectionDate	Analyte	SampleFraction	ResultUnits	Qualifier	MethodDetectionLimit
BEN-01	KICKAPOO CREEK	23-May-06	Hardness, Ca + Mg	Total	ug/l	C	
BEN-01	KICKAPOO CREEK	23-May-06	Iron	Dissolved	ug/l	ND	33
BEN-01	KICKAPOO CREEK	23-May-06	Iron	Total	ug/l		33
BEN-01	KICKAPOO CREEK	23-May-06	Lead	Dissolved	ug/l	ND	5
BEN-01	KICKAPOO CREEK	23-May-06	Lead	Total	ug/l	ND	5
BEN-01	KICKAPOO CREEK	23-May-06	Magnesium	Dissolved	ug/l		9
BEN-01	KICKAPOO CREEK	23-May-06	Magnesium	Total	ug/l		9
BEN-01	KICKAPOO CREEK	23-May-06	Manganese	Dissolved	ug/l		1
BEN-01	KICKAPOO CREEK	23-May-06	Manganese	Total	ug/l		1
BEN-01	KICKAPOO CREEK	23-May-06	Nickel	Dissolved	ug/l	ND	5
BEN-01	KICKAPOO CREEK	23-May-06	Nickel	Total	ug/l	ND	5
BEN-01	KICKAPOO CREEK	23-May-06	Potassium	Dissolved	ug/l	ND	2000
BEN-01	KICKAPOO CREEK	23-May-06	Potassium	Total	ug/l	ND	2000
BEN-01	KICKAPOO CREEK	23-May-06	Silver	Dissolved	ug/l	ND	3
BEN-01	KICKAPOO CREEK	23-May-06	Silver	Total	ug/l	ND	3
BEN-01	KICKAPOO CREEK	23-May-06	Sodium	Dissolved	ug/l		370
BEN-01	KICKAPOO CREEK	23-May-06	Sodium	Total	ug/l		370
BEN-01	KICKAPOO CREEK	23-May-06	Strontium	Dissolved	ug/l		1
BEN-01	KICKAPOO CREEK	23-May-06	Strontium	Total	ug/l		1
BEN-01	KICKAPOO CREEK	23-May-06	Temperature, sample		deg C		
BEN-01	KICKAPOO CREEK	23-May-06	Temperature, sample		deg C		
BEN-01	KICKAPOO CREEK	23-May-06	Vanadium	Dissolved	ug/l	ND	3
BEN-01	KICKAPOO CREEK	23-May-06	Vanadium	Total	ug/l	ND	3
BEN-01	KICKAPOO CREEK	23-May-06	Zinc	Dissolved	ug/l	J	2
BEN-01	KICKAPOO CREEK	23-May-06	Zinc	Total	ug/l	J	2
BENA-01	RILEY CREEK	17-Jul-06	Aluminum	Dissolved	ug/l	J	20
BENA-01	RILEY CREEK	17-Jul-06	Aluminum	Total	ug/l		20
BENA-01	RILEY CREEK	17-Jul-06	Arsenic	Total	ug/l		0.06
BENA-01	RILEY CREEK	17-Jul-06	Barium	Dissolved	ug/l		1
BENA-01	RILEY CREEK	17-Jul-06	Barium	Total	ug/l		1
BENA-01	RILEY CREEK	17-Jul-06	Beryllium	Dissolved	ug/l	ND	1
BENA-01	RILEY CREEK	17-Jul-06	Beryllium	Total	ug/l	ND	1
BENA-01	RILEY CREEK	17-Jul-06	Boron	Dissolved	ug/l		4
BENA-01	RILEY CREEK	17-Jul-06	Boron	Total	ug/l		4
BENA-01	RILEY CREEK	17-Jul-06	Cadmium	Dissolved	ug/l	ND	1
BENA-01	RILEY CREEK	17-Jul-06	Cadmium	Total	ug/l	ND	1
BENA-01	RILEY CREEK	17-Jul-06	Calcium	Dissolved	ug/l		18
BENA-01	RILEY CREEK	17-Jul-06	Calcium	Total	ug/l		18
BENA-01	RILEY CREEK	17-Jul-06	Chromium	Dissolved	ug/l	ND	2
BENA-01	RILEY CREEK	17-Jul-06	Chromium	Total	ug/l	ND	2
BENA-01	RILEY CREEK	17-Jul-06	Cobalt	Dissolved	ug/l	ND	3
BENA-01	RILEY CREEK	17-Jul-06	Cobalt	Total	ug/l	ND	3
BENA-01	RILEY CREEK	17-Jul-06	Copper	Dissolved	ug/l	ND	3
BENA-01	RILEY CREEK	17-Jul-06	Copper	Total	ug/l	J	3
BENA-01	RILEY CREEK	17-Jul-06	Hardness, Ca + Mg	Total	ug/l	C	
BENA-01	RILEY CREEK	17-Jul-06	Iron	Dissolved	ug/l	ND	33
BENA-01	RILEY CREEK	17-Jul-06	Iron	Total	ug/l		33
BENA-01	RILEY CREEK	17-Jul-06	Lead	Dissolved	ug/l	ND	5
BENA-01	RILEY CREEK	17-Jul-06	Lead	Total	ug/l	ND	5
BENA-01	RILEY CREEK	17-Jul-06	Magnesium	Dissolved	ug/l		9
BENA-01	RILEY CREEK	17-Jul-06	Magnesium	Total	ug/l		9
BENA-01	RILEY CREEK	17-Jul-06	Manganese	Dissolved	ug/l		1
BENA-01	RILEY CREEK	17-Jul-06	Manganese	Total	ug/l		1
BENA-01	RILEY CREEK	17-Jul-06	Nickel	Dissolved	ug/l		5
BENA-01	RILEY CREEK	17-Jul-06	Nickel	Total	ug/l	ND	5
BENA-01	RILEY CREEK	17-Jul-06	Potassium	Dissolved	ug/l		2000
BENA-01	RILEY CREEK	17-Jul-06	Potassium	Total	ug/l		2000
BENA-01	RILEY CREEK	17-Jul-06	Silver	Dissolved	ug/l	ND	3
BENA-01	RILEY CREEK	17-Jul-06	Silver	Total	ug/l	ND	3
BENA-01	RILEY CREEK	17-Jul-06	Sodium	Dissolved	ug/l		370
BENA-01	RILEY CREEK	17-Jul-06	Sodium	Total	ug/l		370
BENA-01	RILEY CREEK	17-Jul-06	Strontium	Dissolved	ug/l		1
BENA-01	RILEY CREEK	17-Jul-06	Strontium	Total	ug/l		1
BENA-01	RILEY CREEK	17-Jul-06	Temperature, sample		deg C		
BENA-01	RILEY CREEK	17-Jul-06	Temperature, sample		deg C		
BENA-01	RILEY CREEK	17-Jul-06	Vanadium	Dissolved	ug/l	ND	3
BENA-01	RILEY CREEK	17-Jul-06	Vanadium	Total	ug/l	ND	3
BENA-01	RILEY CREEK	17-Jul-06	Zinc	Dissolved	ug/l		2
BENA-01	RILEY CREEK	17-Jul-06	Zinc	Total	ug/l		2
BENA-03	RILEY CREEK	17-Jul-06	Aluminum	Dissolved	ug/l	J	20
BENA-03	RILEY CREEK	17-Jul-06	Aluminum	Total	ug/l		20
BENA-03	RILEY CREEK	17-Jul-06	Arsenic	Total	ug/l		0.06
BENA-03	RILEY CREEK	17-Jul-06	Barium	Dissolved	ug/l		1
BENA-03	RILEY CREEK	17-Jul-06	Barium	Total	ug/l		1

StationCode	WaterbodyName	CollectionDate	Analyte	SampleFraction	ResultUnits	Qualifier	MethodDetectionLimit
BENA-03	RILEY CREEK	17-Jul-06	Beryllium	Dissolved	ug/l	ND	1
BENA-03	RILEY CREEK	17-Jul-06	Beryllium	Total	ug/l	ND	1
BENA-03	RILEY CREEK	17-Jul-06	Boron	Dissolved	ug/l		4
BENA-03	RILEY CREEK	17-Jul-06	Boron	Total	ug/l		4
BENA-03	RILEY CREEK	17-Jul-06	Cadmium	Dissolved	ug/l	ND	1
BENA-03	RILEY CREEK	17-Jul-06	Cadmium	Total	ug/l	ND	1
BENA-03	RILEY CREEK	17-Jul-06	Calcium	Dissolved	ug/l		18
BENA-03	RILEY CREEK	17-Jul-06	Calcium	Total	ug/l		18
BENA-03	RILEY CREEK	17-Jul-06	Chromium	Dissolved	ug/l	ND	2
BENA-03	RILEY CREEK	17-Jul-06	Chromium	Total	ug/l	ND	2
BENA-03	RILEY CREEK	17-Jul-06	Cobalt	Dissolved	ug/l	ND	3
BENA-03	RILEY CREEK	17-Jul-06	Cobalt	Total	ug/l	ND	3
BENA-03	RILEY CREEK	17-Jul-06	Copper	Dissolved	ug/l	ND	3
BENA-03	RILEY CREEK	17-Jul-06	Copper	Total	ug/l	J	3
BENA-03	RILEY CREEK	17-Jul-06	Hardness, Ca + Mg	Total	ug/l	C	
BENA-03	RILEY CREEK	17-Jul-06	Iron	Dissolved	ug/l	ND	33
BENA-03	RILEY CREEK	17-Jul-06	Iron	Total	ug/l		33
BENA-03	RILEY CREEK	17-Jul-06	Lead	Dissolved	ug/l	ND	5
BENA-03	RILEY CREEK	17-Jul-06	Lead	Total	ug/l	ND	5
BENA-03	RILEY CREEK	17-Jul-06	Magnesium	Dissolved	ug/l		9
BENA-03	RILEY CREEK	17-Jul-06	Magnesium	Total	ug/l		9
BENA-03	RILEY CREEK	17-Jul-06	Manganese	Dissolved	ug/l		1
BENA-03	RILEY CREEK	17-Jul-06	Manganese	Total	ug/l		1
BENA-03	RILEY CREEK	17-Jul-06	Nickel	Dissolved	ug/l		5
BENA-03	RILEY CREEK	17-Jul-06	Nickel	Total	ug/l	ND	5
BENA-03	RILEY CREEK	17-Jul-06	Potassium	Dissolved	ug/l		2000
BENA-03	RILEY CREEK	17-Jul-06	Potassium	Total	ug/l		2000
BENA-03	RILEY CREEK	17-Jul-06	Silver	Dissolved	ug/l	ND	3
BENA-03	RILEY CREEK	17-Jul-06	Silver	Total	ug/l	ND	3
BENA-03	RILEY CREEK	17-Jul-06	Sodium	Dissolved	ug/l		370
BENA-03	RILEY CREEK	17-Jul-06	Sodium	Total	ug/l		370
BENA-03	RILEY CREEK	17-Jul-06	Strontium	Dissolved	ug/l		1
BENA-03	RILEY CREEK	17-Jul-06	Strontium	Total	ug/l		1
BENA-03	RILEY CREEK	17-Jul-06	Temperature, sample		deg C		
BENA-03	RILEY CREEK	17-Jul-06	Temperature, sample		deg C		
BENA-03	RILEY CREEK	17-Jul-06	Vanadium	Dissolved	ug/l	ND	3
BENA-03	RILEY CREEK	17-Jul-06	Vanadium	Total	ug/l	ND	3
BENA-03	RILEY CREEK	17-Jul-06	Zinc	Dissolved	ug/l		2
BENA-03	RILEY CREEK	17-Jul-06	Zinc	Total	ug/l		2
BENA-02	RILEY CREEK	18-Jul-06	Aluminum	Dissolved	ug/l	ND	20
BENA-02	RILEY CREEK	18-Jul-06	Aluminum	Total	ug/l		20
BENA-02	RILEY CREEK	18-Jul-06	Arsenic	Total	ug/l		0.06
BENA-02	RILEY CREEK	18-Jul-06	Barium	Dissolved	ug/l		1
BENA-02	RILEY CREEK	18-Jul-06	Barium	Total	ug/l		1
BENA-02	RILEY CREEK	18-Jul-06	Beryllium	Dissolved	ug/l	ND	1
BENA-02	RILEY CREEK	18-Jul-06	Beryllium	Total	ug/l	ND	1
BENA-02	RILEY CREEK	18-Jul-06	Boron	Dissolved	ug/l		4
BENA-02	RILEY CREEK	18-Jul-06	Boron	Total	ug/l		4
BENA-02	RILEY CREEK	18-Jul-06	Cadmium	Dissolved	ug/l	ND	1
BENA-02	RILEY CREEK	18-Jul-06	Cadmium	Total	ug/l	ND	1
BENA-02	RILEY CREEK	18-Jul-06	Calcium	Dissolved	ug/l		18
BENA-02	RILEY CREEK	18-Jul-06	Calcium	Total	ug/l		18
BENA-02	RILEY CREEK	18-Jul-06	Chromium	Dissolved	ug/l	ND	2
BENA-02	RILEY CREEK	18-Jul-06	Chromium	Total	ug/l	ND	2
BENA-02	RILEY CREEK	18-Jul-06	Cobalt	Dissolved	ug/l	ND	3
BENA-02	RILEY CREEK	18-Jul-06	Cobalt	Total	ug/l	ND	3
BENA-02	RILEY CREEK	18-Jul-06	Copper	Dissolved	ug/l	ND	3
BENA-02	RILEY CREEK	18-Jul-06	Copper	Total	ug/l	J	3
BENA-02	RILEY CREEK	18-Jul-06	Hardness, Ca + Mg	Total	ug/l	C	
BENA-02	RILEY CREEK	18-Jul-06	Iron	Dissolved	ug/l	ND	33
BENA-02	RILEY CREEK	18-Jul-06	Iron	Total	ug/l		33
BENA-02	RILEY CREEK	18-Jul-06	Lead	Dissolved	ug/l	ND	5
BENA-02	RILEY CREEK	18-Jul-06	Lead	Total	ug/l		5
BENA-02	RILEY CREEK	18-Jul-06	Magnesium	Dissolved	ug/l		9
BENA-02	RILEY CREEK	18-Jul-06	Magnesium	Total	ug/l		9
BENA-02	RILEY CREEK	18-Jul-06	Manganese	Dissolved	ug/l		1
BENA-02	RILEY CREEK	18-Jul-06	Manganese	Total	ug/l		1
BENA-02	RILEY CREEK	18-Jul-06	Nickel	Dissolved	ug/l	ND	5
BENA-02	RILEY CREEK	18-Jul-06	Nickel	Total	ug/l	ND	5
BENA-02	RILEY CREEK	18-Jul-06	Potassium	Dissolved	ug/l	ND	2000
BENA-02	RILEY CREEK	18-Jul-06	Potassium	Total	ug/l	ND	2000
BENA-02	RILEY CREEK	18-Jul-06	Silver	Dissolved	ug/l	ND	3
BENA-02	RILEY CREEK	18-Jul-06	Silver	Total	ug/l	ND	3
BENA-02	RILEY CREEK	18-Jul-06	Sodium	Dissolved	ug/l		370

StationCode	WaterbodyName	CollectionDate	Analyte	SampleFraction	ResultUnits	Qualifier	MethodDetectionLimit
BENA-02	RILEY CREEK	18-Jul-06	Sodium	Total	ug/l		370
BENA-02	RILEY CREEK	18-Jul-06	Strontium	Dissolved	ug/l		1
BENA-02	RILEY CREEK	18-Jul-06	Strontium	Total	ug/l		1
BENA-02	RILEY CREEK	18-Jul-06	Temperature, sample		deg C		
BENA-02	RILEY CREEK	18-Jul-06	Temperature, sample		deg C		
BENA-02	RILEY CREEK	18-Jul-06	Vanadium	Dissolved	ug/l	ND	3
BENA-02	RILEY CREEK	18-Jul-06	Vanadium	Total	ug/l	ND	3
BENA-02	RILEY CREEK	18-Jul-06	Zinc	Dissolved	ug/l		2
BENA-02	RILEY CREEK	18-Jul-06	Zinc	Total	ug/l		2
BENC-01	CASSEL CREEK	17-Jul-06	Aluminum	Dissolved	ug/l	ND	20
BENC-01	CASSEL CREEK	17-Jul-06	Aluminum	Total	ug/l		20
BENC-01	CASSEL CREEK	17-Jul-06	Arsenic	Total	ug/l		0.06
BENC-01	CASSEL CREEK	17-Jul-06	Barium	Dissolved	ug/l		1
BENC-01	CASSEL CREEK	17-Jul-06	Barium	Total	ug/l		1
BENC-01	CASSEL CREEK	17-Jul-06	Beryllium	Dissolved	ug/l	ND	1
BENC-01	CASSEL CREEK	17-Jul-06	Beryllium	Total	ug/l	ND	1
BENC-01	CASSEL CREEK	17-Jul-06	Boron	Dissolved	ug/l		4
BENC-01	CASSEL CREEK	17-Jul-06	Boron	Total	ug/l		4
BENC-01	CASSEL CREEK	17-Jul-06	Cadmium	Dissolved	ug/l	ND	1
BENC-01	CASSEL CREEK	17-Jul-06	Cadmium	Total	ug/l	ND	1
BENC-01	CASSEL CREEK	17-Jul-06	Calcium	Dissolved	ug/l		18
BENC-01	CASSEL CREEK	17-Jul-06	Calcium	Total	ug/l		18
BENC-01	CASSEL CREEK	17-Jul-06	Chromium	Dissolved	ug/l	ND	2
BENC-01	CASSEL CREEK	17-Jul-06	Chromium	Total	ug/l	ND	2
BENC-01	CASSEL CREEK	17-Jul-06	Cobalt	Dissolved	ug/l	ND	3
BENC-01	CASSEL CREEK	17-Jul-06	Cobalt	Total	ug/l	ND	3
BENC-01	CASSEL CREEK	17-Jul-06	Copper	Dissolved	ug/l	ND	3
BENC-01	CASSEL CREEK	17-Jul-06	Copper	Total	ug/l	J	3
BENC-01	CASSEL CREEK	17-Jul-06	Hardness, Ca + Mg	Total	ug/l	C	
BENC-01	CASSEL CREEK	17-Jul-06	Iron	Dissolved	ug/l	ND	33
BENC-01	CASSEL CREEK	17-Jul-06	Iron	Total	ug/l		33
BENC-01	CASSEL CREEK	17-Jul-06	Lead	Dissolved	ug/l	ND	5
BENC-01	CASSEL CREEK	17-Jul-06	Lead	Total	ug/l	ND	5
BENC-01	CASSEL CREEK	17-Jul-06	Magnesium	Dissolved	ug/l		9
BENC-01	CASSEL CREEK	17-Jul-06	Magnesium	Total	ug/l		9
BENC-01	CASSEL CREEK	17-Jul-06	Manganese	Dissolved	ug/l		1
BENC-01	CASSEL CREEK	17-Jul-06	Manganese	Total	ug/l		1
BENC-01	CASSEL CREEK	17-Jul-06	Nickel	Dissolved	ug/l	ND	5
BENC-01	CASSEL CREEK	17-Jul-06	Nickel	Total	ug/l	ND	5
BENC-01	CASSEL CREEK	17-Jul-06	Potassium	Dissolved	ug/l	ND	2000
BENC-01	CASSEL CREEK	17-Jul-06	Potassium	Total	ug/l	ND	2000
BENC-01	CASSEL CREEK	17-Jul-06	Silver	Dissolved	ug/l	ND	3
BENC-01	CASSEL CREEK	17-Jul-06	Silver	Total	ug/l	ND	3
BENC-01	CASSEL CREEK	17-Jul-06	Sodium	Dissolved	ug/l		370
BENC-01	CASSEL CREEK	17-Jul-06	Sodium	Total	ug/l		370
BENC-01	CASSEL CREEK	17-Jul-06	Strontium	Dissolved	ug/l		1
BENC-01	CASSEL CREEK	17-Jul-06	Strontium	Total	ug/l		1
BENC-01	CASSEL CREEK	17-Jul-06	Temperature, sample		deg C		
BENC-01	CASSEL CREEK	17-Jul-06	Temperature, sample		deg C		
BENC-01	CASSEL CREEK	17-Jul-06	Vanadium	Dissolved	ug/l	ND	3
BENC-01	CASSEL CREEK	17-Jul-06	Vanadium	Total	ug/l	ND	3
BENC-01	CASSEL CREEK	17-Jul-06	Zinc	Dissolved	ug/l		2
BENC-01	CASSEL CREEK	17-Jul-06	Zinc	Total	ug/l		2
BENA-03	RILEY CREEK	17-Jul-06	Chlorophyll a, corrected for pheophytin	Total	ug/l		1
BENA-03	RILEY CREEK	17-Jul-06	Chlorophyll a, uncorrected for pheophytin	Total	ug/l		1
BENA-03	RILEY CREEK	17-Jul-06	Chlorophyll-b	Total	ug/l	ND	1
BENA-03	RILEY CREEK	17-Jul-06	Chlorophyll-c	Total	ug/l	ND	1
BENA-03	RILEY CREEK	17-Jul-06	Pheophytin-a	Total	ug/l	ND	1
BENC-01	CASSEL CREEK	17-Jul-06	Chlorophyll a, corrected for pheophytin	Total	ug/l		1
BENC-01	CASSEL CREEK	17-Jul-06	Chlorophyll a, uncorrected for pheophytin	Total	ug/l		1
BENC-01	CASSEL CREEK	17-Jul-06	Chlorophyll-b	Total	ug/l	ND	1
BENC-01	CASSEL CREEK	17-Jul-06	Chlorophyll-c	Total	ug/l	ND	1
BENC-01	CASSEL CREEK	17-Jul-06	Pheophytin-a	Total	ug/l	ND	1
BENA-01	RILEY CREEK	17-Jul-06	Chlorophyll a, corrected for pheophytin	Total	ug/l		1
BENA-01	RILEY CREEK	17-Jul-06	Chlorophyll a, uncorrected for pheophytin	Total	ug/l		1
BENA-01	RILEY CREEK	17-Jul-06	Chlorophyll-b	Total	ug/l	ND	1
BENA-01	RILEY CREEK	17-Jul-06	Chlorophyll-c	Total	ug/l	ND	1
BENA-01	RILEY CREEK	17-Jul-06	Pheophytin-a	Total	ug/l	ND	1
BENA-02	RILEY CREEK	18-Jul-06	Chlorophyll a, corrected for pheophytin	Total	ug/l		1
BENA-02	RILEY CREEK	18-Jul-06	Chlorophyll a, uncorrected for pheophytin	Total	ug/l		1
BENA-02	RILEY CREEK	18-Jul-06	Chlorophyll-b	Total	ug/l	ND	1
BENA-02	RILEY CREEK	18-Jul-06	Chlorophyll-c	Total	ug/l	ND	1
BENA-02	RILEY CREEK	18-Jul-06	Pheophytin-a	Total	ug/l		1
BEN-01	KICKAPOO CREEK	27-Jul-06	Aluminum	Dissolved	ug/l	J	20

StationCode	WaterbodyName	CollectionDate	Analyte	SampleFraction	ResultUnits	Qualifier	MethodDetectionLimit
BEN-01	KICKAPOO CREEK	27-Jul-06	Aluminum	Total	ug/l		20
BEN-01	KICKAPOO CREEK	27-Jul-06	Arsenic	Total	ug/l	J	0.06
BEN-01	KICKAPOO CREEK	27-Jul-06	Barium	Dissolved	ug/l		1
BEN-01	KICKAPOO CREEK	27-Jul-06	Barium	Total	ug/l		1
BEN-01	KICKAPOO CREEK	27-Jul-06	Beryllium	Dissolved	ug/l	ND	1
BEN-01	KICKAPOO CREEK	27-Jul-06	Beryllium	Total	ug/l	ND	1
BEN-01	KICKAPOO CREEK	27-Jul-06	Boron	Dissolved	ug/l		4
BEN-01	KICKAPOO CREEK	27-Jul-06	Boron	Total	ug/l		4
BEN-01	KICKAPOO CREEK	27-Jul-06	Cadmium	Dissolved	ug/l	ND	1
BEN-01	KICKAPOO CREEK	27-Jul-06	Cadmium	Total	ug/l	ND	1
BEN-01	KICKAPOO CREEK	27-Jul-06	Calcium	Dissolved	ug/l		18
BEN-01	KICKAPOO CREEK	27-Jul-06	Calcium	Total	ug/l		18
BEN-01	KICKAPOO CREEK	27-Jul-06	Chromium	Dissolved	ug/l	ND	2
BEN-01	KICKAPOO CREEK	27-Jul-06	Chromium	Total	ug/l	ND	2
BEN-01	KICKAPOO CREEK	27-Jul-06	Cobalt	Dissolved	ug/l	ND	3
BEN-01	KICKAPOO CREEK	27-Jul-06	Cobalt	Total	ug/l	ND	3
BEN-01	KICKAPOO CREEK	27-Jul-06	Copper	Dissolved	ug/l		3
BEN-01	KICKAPOO CREEK	27-Jul-06	Copper	Total	ug/l	J	3
BEN-01	KICKAPOO CREEK	27-Jul-06	Hardness, Ca + Mg	Total	ug/l	C	
BEN-01	KICKAPOO CREEK	27-Jul-06	Iron	Dissolved	ug/l	ND	33
BEN-01	KICKAPOO CREEK	27-Jul-06	Iron	Total	ug/l		33
BEN-01	KICKAPOO CREEK	27-Jul-06	Lead	Dissolved	ug/l	ND	5
BEN-01	KICKAPOO CREEK	27-Jul-06	Lead	Total	ug/l	ND	5
BEN-01	KICKAPOO CREEK	27-Jul-06	Magnesium	Dissolved	ug/l		9
BEN-01	KICKAPOO CREEK	27-Jul-06	Magnesium	Total	ug/l		9
BEN-01	KICKAPOO CREEK	27-Jul-06	Manganese	Dissolved	ug/l		1
BEN-01	KICKAPOO CREEK	27-Jul-06	Manganese	Total	ug/l		1
BEN-01	KICKAPOO CREEK	27-Jul-06	Nickel	Dissolved	ug/l	ND,z	5
BEN-01	KICKAPOO CREEK	27-Jul-06	Nickel	Total	ug/l	ND	5
BEN-01	KICKAPOO CREEK	27-Jul-06	Potassium	Dissolved	ug/l		2000
BEN-01	KICKAPOO CREEK	27-Jul-06	Potassium	Total	ug/l	z	2000
BEN-01	KICKAPOO CREEK	27-Jul-06	Silver	Dissolved	ug/l	ND	3
BEN-01	KICKAPOO CREEK	27-Jul-06	Silver	Total	ug/l	ND	3
BEN-01	KICKAPOO CREEK	27-Jul-06	Sodium	Dissolved	ug/l		370
BEN-01	KICKAPOO CREEK	27-Jul-06	Sodium	Total	ug/l		370
BEN-01	KICKAPOO CREEK	27-Jul-06	Strontium	Dissolved	ug/l		1
BEN-01	KICKAPOO CREEK	27-Jul-06	Strontium	Total	ug/l		1
BEN-01	KICKAPOO CREEK	27-Jul-06	Temperature, sample		deg C		
BEN-01	KICKAPOO CREEK	27-Jul-06	Temperature, sample		deg C		
BEN-01	KICKAPOO CREEK	27-Jul-06	Vanadium	Dissolved	ug/l	ND	3
BEN-01	KICKAPOO CREEK	27-Jul-06	Vanadium	Total	ug/l	ND	3
BEN-01	KICKAPOO CREEK	27-Jul-06	Zinc	Dissolved	ug/l		2
BEN-01	KICKAPOO CREEK	27-Jul-06	Zinc	Total	ug/l		2
BEN-01	KICKAPOO CREEK	27-Jul-06	Chlorophyll a, corrected for pheophytin	Total	ug/l		1
BEN-01	KICKAPOO CREEK	27-Jul-06	Chlorophyll a, uncorrected for pheophytin	Total	ug/l		1
BEN-01	KICKAPOO CREEK	27-Jul-06	Chlorophyll-b	Total	ug/l	ND	1
BEN-01	KICKAPOO CREEK	27-Jul-06	Chlorophyll-c	Total	ug/l	ND	1
BEN-01	KICKAPOO CREEK	27-Jul-06	Pheophytin-a	Total	ug/l	ND	1
BENA-02	RILEY CREEK	13-Sep-06	Aluminum	Dissolved	ug/l	J	20
BENA-02	RILEY CREEK	13-Sep-06	Aluminum	Total	ug/l		20
BENA-02	RILEY CREEK	13-Sep-06	Arsenic	Total	ug/l		0.06
BENA-02	RILEY CREEK	13-Sep-06	Barium	Dissolved	ug/l		1
BENA-02	RILEY CREEK	13-Sep-06	Barium	Total	ug/l		1
BENA-02	RILEY CREEK	13-Sep-06	Beryllium	Dissolved	ug/l	ND	1
BENA-02	RILEY CREEK	13-Sep-06	Beryllium	Total	ug/l	ND	1
BENA-02	RILEY CREEK	13-Sep-06	Boron	Dissolved	ug/l		4
BENA-02	RILEY CREEK	13-Sep-06	Boron	Total	ug/l		4
BENA-02	RILEY CREEK	13-Sep-06	Cadmium	Dissolved	ug/l	ND	1
BENA-02	RILEY CREEK	13-Sep-06	Cadmium	Total	ug/l	ND	1
BENA-02	RILEY CREEK	13-Sep-06	Calcium	Dissolved	ug/l		18
BENA-02	RILEY CREEK	13-Sep-06	Calcium	Total	ug/l		18
BENA-02	RILEY CREEK	13-Sep-06	Chromium	Dissolved	ug/l	ND	2
BENA-02	RILEY CREEK	13-Sep-06	Chromium	Total	ug/l	ND	2
BENA-02	RILEY CREEK	13-Sep-06	Cobalt	Dissolved	ug/l	ND	3
BENA-02	RILEY CREEK	13-Sep-06	Cobalt	Total	ug/l	ND	3
BENA-02	RILEY CREEK	13-Sep-06	Copper	Dissolved	ug/l	ND	3
BENA-02	RILEY CREEK	13-Sep-06	Copper	Total	ug/l	ND	3
BENA-02	RILEY CREEK	13-Sep-06	Hardness, Ca + Mg	Total	ug/l	C	
BENA-02	RILEY CREEK	13-Sep-06	Iron	Dissolved	ug/l	ND,z	33
BENA-02	RILEY CREEK	13-Sep-06	Iron	Total	ug/l		33
BENA-02	RILEY CREEK	13-Sep-06	Lead	Dissolved	ug/l	ND	5
BENA-02	RILEY CREEK	13-Sep-06	Lead	Total	ug/l	ND	5
BENA-02	RILEY CREEK	13-Sep-06	Magnesium	Dissolved	ug/l		9
BENA-02	RILEY CREEK	13-Sep-06	Magnesium	Total	ug/l		9

StationCode	WaterbodyName	CollectionDate	Analyte	SampleFraction	ResultUnits	Qualifier	MethodDetectionLimit
BENA-02	RILEY CREEK	13-Sep-06	Manganese	Dissolved	ug/l		1
BENA-02	RILEY CREEK	13-Sep-06	Manganese	Total	ug/l		1
BENA-02	RILEY CREEK	13-Sep-06	Nickel	Dissolved	ug/l	ND	5
BENA-02	RILEY CREEK	13-Sep-06	Nickel	Total	ug/l	ND	5
BENA-02	RILEY CREEK	13-Sep-06	Potassium	Dissolved	ug/l		2000
BENA-02	RILEY CREEK	13-Sep-06	Potassium	Total	ug/l		2000
BENA-02	RILEY CREEK	13-Sep-06	Silver	Dissolved	ug/l	ND	3
BENA-02	RILEY CREEK	13-Sep-06	Silver	Total	ug/l	ND	3
BENA-02	RILEY CREEK	13-Sep-06	Sodium	Dissolved	ug/l		370
BENA-02	RILEY CREEK	13-Sep-06	Sodium	Total	ug/l		370
BENA-02	RILEY CREEK	13-Sep-06	Strontium	Dissolved	ug/l		1
BENA-02	RILEY CREEK	13-Sep-06	Strontium	Total	ug/l		1
BENA-02	RILEY CREEK	13-Sep-06	Temperature, sample		deg C		
BENA-02	RILEY CREEK	13-Sep-06	Temperature, sample		deg C		
BENA-02	RILEY CREEK	13-Sep-06	Vanadium	Dissolved	ug/l	ND	3
BENA-02	RILEY CREEK	13-Sep-06	Vanadium	Total	ug/l	J	3
BENA-02	RILEY CREEK	13-Sep-06	Zinc	Dissolved	ug/l	J	2
BENA-02	RILEY CREEK	13-Sep-06	Zinc	Total	ug/l	J	2
BENA-03	RILEY CREEK	13-Sep-06	Aluminum	Dissolved	ug/l	J	20
BENA-03	RILEY CREEK	13-Sep-06	Aluminum	Total	ug/l		20
BENA-03	RILEY CREEK	13-Sep-06	Arsenic	Total	ug/l		0.06
BENA-03	RILEY CREEK	13-Sep-06	Barium	Dissolved	ug/l		1
BENA-03	RILEY CREEK	13-Sep-06	Barium	Total	ug/l		1
BENA-03	RILEY CREEK	13-Sep-06	Beryllium	Dissolved	ug/l	ND	1
BENA-03	RILEY CREEK	13-Sep-06	Beryllium	Total	ug/l	ND	1
BENA-03	RILEY CREEK	13-Sep-06	Boron	Dissolved	ug/l		4
BENA-03	RILEY CREEK	13-Sep-06	Boron	Total	ug/l		4
BENA-03	RILEY CREEK	13-Sep-06	Cadmium	Dissolved	ug/l	ND	1
BENA-03	RILEY CREEK	13-Sep-06	Cadmium	Total	ug/l	ND	1
BENA-03	RILEY CREEK	13-Sep-06	Calcium	Dissolved	ug/l		18
BENA-03	RILEY CREEK	13-Sep-06	Calcium	Total	ug/l		18
BENA-03	RILEY CREEK	13-Sep-06	Chromium	Dissolved	ug/l	ND	2
BENA-03	RILEY CREEK	13-Sep-06	Chromium	Total	ug/l	ND	2
BENA-03	RILEY CREEK	13-Sep-06	Cobalt	Dissolved	ug/l	ND	3
BENA-03	RILEY CREEK	13-Sep-06	Cobalt	Total	ug/l	ND	3
BENA-03	RILEY CREEK	13-Sep-06	Copper	Dissolved	ug/l	ND	3
BENA-03	RILEY CREEK	13-Sep-06	Copper	Total	ug/l	ND	3
BENA-03	RILEY CREEK	13-Sep-06	Hardness, Ca + Mg	Total	ug/l	C	
BENA-03	RILEY CREEK	13-Sep-06	Iron	Dissolved	ug/l	ND,z	33
BENA-03	RILEY CREEK	13-Sep-06	Iron	Total	ug/l		33
BENA-03	RILEY CREEK	13-Sep-06	Lead	Dissolved	ug/l	ND	5
BENA-03	RILEY CREEK	13-Sep-06	Lead	Total	ug/l	ND	5
BENA-03	RILEY CREEK	13-Sep-06	Magnesium	Dissolved	ug/l		9
BENA-03	RILEY CREEK	13-Sep-06	Magnesium	Total	ug/l		9
BENA-03	RILEY CREEK	13-Sep-06	Manganese	Dissolved	ug/l		1
BENA-03	RILEY CREEK	13-Sep-06	Manganese	Total	ug/l		1
BENA-03	RILEY CREEK	13-Sep-06	Nickel	Dissolved	ug/l	ND	5
BENA-03	RILEY CREEK	13-Sep-06	Nickel	Total	ug/l	ND	5
BENA-03	RILEY CREEK	13-Sep-06	Potassium	Dissolved	ug/l		2000
BENA-03	RILEY CREEK	13-Sep-06	Potassium	Total	ug/l		2000
BENA-03	RILEY CREEK	13-Sep-06	Silver	Dissolved	ug/l	ND	3
BENA-03	RILEY CREEK	13-Sep-06	Silver	Total	ug/l	ND	3
BENA-03	RILEY CREEK	13-Sep-06	Sodium	Dissolved	ug/l		370
BENA-03	RILEY CREEK	13-Sep-06	Sodium	Total	ug/l		370
BENA-03	RILEY CREEK	13-Sep-06	Strontium	Dissolved	ug/l		1
BENA-03	RILEY CREEK	13-Sep-06	Strontium	Total	ug/l		1
BENA-03	RILEY CREEK	13-Sep-06	Temperature, sample		deg C		
BENA-03	RILEY CREEK	13-Sep-06	Temperature, sample		deg C		
BENA-03	RILEY CREEK	13-Sep-06	Vanadium	Dissolved	ug/l	ND	3
BENA-03	RILEY CREEK	13-Sep-06	Vanadium	Total	ug/l	ND	3
BENA-03	RILEY CREEK	13-Sep-06	Zinc	Dissolved	ug/l	J	2
BENA-03	RILEY CREEK	13-Sep-06	Zinc	Total	ug/l	J	2
BENC-01	RILEY	13-Sep-06	Aluminum	Dissolved	ug/l	J	20
BENC-01	RILEY	13-Sep-06	Aluminum	Total	ug/l		20
BENC-01	RILEY	13-Sep-06	Arsenic	Total	ug/l		0.06
BENC-01	RILEY	13-Sep-06	Barium	Dissolved	ug/l		1
BENC-01	RILEY	13-Sep-06	Barium	Total	ug/l		1
BENC-01	RILEY	13-Sep-06	Beryllium	Dissolved	ug/l	ND	1
BENC-01	RILEY	13-Sep-06	Beryllium	Total	ug/l	ND	1
BENC-01	RILEY	13-Sep-06	Boron	Dissolved	ug/l		4
BENC-01	RILEY	13-Sep-06	Boron	Total	ug/l		4
BENC-01	RILEY	13-Sep-06	Cadmium	Dissolved	ug/l	ND	1
BENC-01	RILEY	13-Sep-06	Cadmium	Total	ug/l	ND	1
BENC-01	RILEY	13-Sep-06	Calcium	Dissolved	ug/l		18

StationCode	WaterbodyName	CollectionDate	Analyte	SampleFraction	ResultUnits	Qualifier	MethodDetectionLimit
BENC-01	RILEY	13-Sep-06	Calcium	Total	ug/l		18
BENC-01	RILEY	13-Sep-06	Chromium	Dissolved	ug/l	ND	2
BENC-01	RILEY	13-Sep-06	Chromium	Total	ug/l	ND	2
BENC-01	RILEY	13-Sep-06	Cobalt	Dissolved	ug/l	ND	3
BENC-01	RILEY	13-Sep-06	Cobalt	Total	ug/l	ND	3
BENC-01	RILEY	13-Sep-06	Copper	Dissolved	ug/l	ND	3
BENC-01	RILEY	13-Sep-06	Copper	Total	ug/l	ND	3
BENC-01	RILEY	13-Sep-06	Hardness, Ca + Mg	Total	ug/l	C	
BENC-01	RILEY	13-Sep-06	Iron	Dissolved	ug/l	ND,z	33
BENC-01	RILEY	13-Sep-06	Iron	Total	ug/l		33
BENC-01	RILEY	13-Sep-06	Lead	Dissolved	ug/l	ND	5
BENC-01	RILEY	13-Sep-06	Lead	Total	ug/l	ND	5
BENC-01	RILEY	13-Sep-06	Magnesium	Dissolved	ug/l		9
BENC-01	RILEY	13-Sep-06	Magnesium	Total	ug/l		9
BENC-01	RILEY	13-Sep-06	Manganese	Dissolved	ug/l		1
BENC-01	RILEY	13-Sep-06	Manganese	Total	ug/l		1
BENC-01	RILEY	13-Sep-06	Nickel	Dissolved	ug/l	ND	5
BENC-01	RILEY	13-Sep-06	Nickel	Total	ug/l	ND	5
BENC-01	RILEY	13-Sep-06	Potassium	Dissolved	ug/l		2000
BENC-01	RILEY	13-Sep-06	Potassium	Total	ug/l		2000
BENC-01	RILEY	13-Sep-06	Selenium	Total	ug/l	J	0.18
BENC-01	RILEY	13-Sep-06	Silver	Dissolved	ug/l	ND	3
BENC-01	RILEY	13-Sep-06	Silver	Total	ug/l	ND	3
BENC-01	RILEY	13-Sep-06	Sodium	Dissolved	ug/l		370
BENC-01	RILEY	13-Sep-06	Sodium	Total	ug/l		370
BENC-01	RILEY	13-Sep-06	Strontium	Dissolved	ug/l		1
BENC-01	RILEY	13-Sep-06	Strontium	Total	ug/l		1
BENC-01	RILEY	13-Sep-06	Temperature, sample		deg C		
BENC-01	RILEY	13-Sep-06	Temperature, sample		deg C		
BENC-01	RILEY	13-Sep-06	Vanadium	Dissolved	ug/l	ND	3
BENC-01	RILEY	13-Sep-06	Vanadium	Total	ug/l	ND	3
BENC-01	RILEY	13-Sep-06	Zinc	Dissolved	ug/l		2
BENC-01	RILEY	13-Sep-06	Zinc	Total	ug/l		2
BENA-01	RILEY CREEK	13-Sep-06	Aluminum	Dissolved	ug/l	J	20
BENA-01	RILEY CREEK	13-Sep-06	Aluminum	Total	ug/l		20
BENA-01	RILEY CREEK	13-Sep-06	Arsenic	Total	ug/l		0.06
BENA-01	RILEY CREEK	13-Sep-06	Barium	Dissolved	ug/l		1
BENA-01	RILEY CREEK	13-Sep-06	Barium	Total	ug/l		1
BENA-01	RILEY CREEK	13-Sep-06	Beryllium	Dissolved	ug/l	ND	1
BENA-01	RILEY CREEK	13-Sep-06	Beryllium	Total	ug/l	ND	1
BENA-01	RILEY CREEK	13-Sep-06	Boron	Dissolved	ug/l		4
BENA-01	RILEY CREEK	13-Sep-06	Boron	Total	ug/l		4
BENA-01	RILEY CREEK	13-Sep-06	Cadmium	Dissolved	ug/l	ND	1
BENA-01	RILEY CREEK	13-Sep-06	Cadmium	Total	ug/l	ND	1
BENA-01	RILEY CREEK	13-Sep-06	Calcium	Dissolved	ug/l		18
BENA-01	RILEY CREEK	13-Sep-06	Calcium	Total	ug/l		18
BENA-01	RILEY CREEK	13-Sep-06	Chromium	Dissolved	ug/l	ND	2
BENA-01	RILEY CREEK	13-Sep-06	Chromium	Total	ug/l	ND	2
BENA-01	RILEY CREEK	13-Sep-06	Cobalt	Dissolved	ug/l	ND	3
BENA-01	RILEY CREEK	13-Sep-06	Cobalt	Total	ug/l	ND	3
BENA-01	RILEY CREEK	13-Sep-06	Copper	Dissolved	ug/l	ND	3
BENA-01	RILEY CREEK	13-Sep-06	Copper	Total	ug/l	ND	3
BENA-01	RILEY CREEK	13-Sep-06	Hardness, Ca + Mg	Total	ug/l	C	
BENA-01	RILEY CREEK	13-Sep-06	Iron	Dissolved	ug/l	ND,z	33
BENA-01	RILEY CREEK	13-Sep-06	Iron	Total	ug/l		33
BENA-01	RILEY CREEK	13-Sep-06	Lead	Dissolved	ug/l	ND	5
BENA-01	RILEY CREEK	13-Sep-06	Lead	Total	ug/l	ND	5
BENA-01	RILEY CREEK	13-Sep-06	Magnesium	Dissolved	ug/l		9
BENA-01	RILEY CREEK	13-Sep-06	Magnesium	Total	ug/l		9
BENA-01	RILEY CREEK	13-Sep-06	Manganese	Dissolved	ug/l		1
BENA-01	RILEY CREEK	13-Sep-06	Manganese	Total	ug/l		1
BENA-01	RILEY CREEK	13-Sep-06	Nickel	Dissolved	ug/l	ND	5
BENA-01	RILEY CREEK	13-Sep-06	Nickel	Total	ug/l	ND	5
BENA-01	RILEY CREEK	13-Sep-06	Potassium	Dissolved	ug/l		2000
BENA-01	RILEY CREEK	13-Sep-06	Potassium	Total	ug/l		2000
BENA-01	RILEY CREEK	13-Sep-06	Silver	Dissolved	ug/l	ND	3
BENA-01	RILEY CREEK	13-Sep-06	Silver	Total	ug/l	ND	3
BENA-01	RILEY CREEK	13-Sep-06	Sodium	Dissolved	ug/l		370
BENA-01	RILEY CREEK	13-Sep-06	Sodium	Total	ug/l		370
BENA-01	RILEY CREEK	13-Sep-06	Strontium	Dissolved	ug/l		1
BENA-01	RILEY CREEK	13-Sep-06	Strontium	Total	ug/l		1
BENA-01	RILEY CREEK	13-Sep-06	Temperature, sample		deg C		
BENA-01	RILEY CREEK	13-Sep-06	Temperature, sample		deg C		
BENA-01	RILEY CREEK	13-Sep-06	Vanadium	Dissolved	ug/l	ND	3

StationCode	WaterbodyName	CollectionDate	Analyte	SampleFraction	ResultUnits	Qualifier	MethodDetectionLimit
BENA-01	RILEY CREEK	13-Sep-06	Vanadium	Total	ug/l	ND	3
BENA-01	RILEY CREEK	13-Sep-06	Zinc	Dissolved	ug/l		2
BENA-01	RILEY CREEK	13-Sep-06	Zinc	Total	ug/l		2
BEN-01	KICKAPOO CREEK	13-Sep-06	Aluminum	Dissolved	ug/l	J	20
BEN-01	KICKAPOO CREEK	13-Sep-06	Aluminum	Total	ug/l		20
BEN-01	KICKAPOO CREEK	13-Sep-06	Arsenic	Total	ug/l		0.06
BEN-01	KICKAPOO CREEK	13-Sep-06	Barium	Dissolved	ug/l		1
BEN-01	KICKAPOO CREEK	13-Sep-06	Barium	Total	ug/l		1
BEN-01	KICKAPOO CREEK	13-Sep-06	Beryllium	Dissolved	ug/l	ND	1
BEN-01	KICKAPOO CREEK	13-Sep-06	Beryllium	Total	ug/l	ND	1
BEN-01	KICKAPOO CREEK	13-Sep-06	Boron	Dissolved	ug/l		4
BEN-01	KICKAPOO CREEK	13-Sep-06	Boron	Total	ug/l		4
BEN-01	KICKAPOO CREEK	13-Sep-06	Cadmium	Dissolved	ug/l	ND	1
BEN-01	KICKAPOO CREEK	13-Sep-06	Cadmium	Total	ug/l	ND	1
BEN-01	KICKAPOO CREEK	13-Sep-06	Calcium	Dissolved	ug/l		18
BEN-01	KICKAPOO CREEK	13-Sep-06	Calcium	Total	ug/l		18
BEN-01	KICKAPOO CREEK	13-Sep-06	Chromium	Dissolved	ug/l	ND	2
BEN-01	KICKAPOO CREEK	13-Sep-06	Chromium	Total	ug/l	ND	2
BEN-01	KICKAPOO CREEK	13-Sep-06	Cobalt	Dissolved	ug/l	ND	3
BEN-01	KICKAPOO CREEK	13-Sep-06	Cobalt	Total	ug/l	ND	3
BEN-01	KICKAPOO CREEK	13-Sep-06	Copper	Dissolved	ug/l	J	3
BEN-01	KICKAPOO CREEK	13-Sep-06	Copper	Total	ug/l	ND	3
BEN-01	KICKAPOO CREEK	13-Sep-06	Hardness, Ca + Mg	Total	ug/l	C	
BEN-01	KICKAPOO CREEK	13-Sep-06	Iron	Dissolved	ug/l	ND,z	33
BEN-01	KICKAPOO CREEK	13-Sep-06	Iron	Total	ug/l		33
BEN-01	KICKAPOO CREEK	13-Sep-06	Lead	Dissolved	ug/l	ND	5
BEN-01	KICKAPOO CREEK	13-Sep-06	Lead	Total	ug/l	ND	5
BEN-01	KICKAPOO CREEK	13-Sep-06	Magnesium	Dissolved	ug/l		9
BEN-01	KICKAPOO CREEK	13-Sep-06	Magnesium	Total	ug/l		9
BEN-01	KICKAPOO CREEK	13-Sep-06	Manganese	Dissolved	ug/l		1
BEN-01	KICKAPOO CREEK	13-Sep-06	Manganese	Total	ug/l		1
BEN-01	KICKAPOO CREEK	13-Sep-06	Nickel	Dissolved	ug/l	ND	5
BEN-01	KICKAPOO CREEK	13-Sep-06	Nickel	Total	ug/l		5
BEN-01	KICKAPOO CREEK	13-Sep-06	Potassium	Dissolved	ug/l		2000
BEN-01	KICKAPOO CREEK	13-Sep-06	Potassium	Total	ug/l		2000
BEN-01	KICKAPOO CREEK	13-Sep-06	Silver	Dissolved	ug/l	ND	3
BEN-01	KICKAPOO CREEK	13-Sep-06	Silver	Total	ug/l	ND	3
BEN-01	KICKAPOO CREEK	13-Sep-06	Sodium	Dissolved	ug/l		370
BEN-01	KICKAPOO CREEK	13-Sep-06	Sodium	Total	ug/l		370
BEN-01	KICKAPOO CREEK	13-Sep-06	Strontium	Dissolved	ug/l		1
BEN-01	KICKAPOO CREEK	13-Sep-06	Strontium	Total	ug/l		1
BEN-01	KICKAPOO CREEK	13-Sep-06	Temperature, sample		deg C		
BEN-01	KICKAPOO CREEK	13-Sep-06	Temperature, sample		deg C		
BEN-01	KICKAPOO CREEK	13-Sep-06	Vanadium	Dissolved	ug/l	ND	3
BEN-01	KICKAPOO CREEK	13-Sep-06	Vanadium	Total	ug/l	ND	3
BEN-01	KICKAPOO CREEK	13-Sep-06	Zinc	Dissolved	ug/l		2
BEN-01	KICKAPOO CREEK	13-Sep-06	Zinc	Total	ug/l		2
BENA-02	RILEY CREEK	13-Sep-06	Chlorophyll a, corrected for pheophytin	Total	ug/l		1
BENA-02	RILEY CREEK	13-Sep-06	Chlorophyll a, uncorrected for pheophytin	Total	ug/l		1
BENA-02	RILEY CREEK	13-Sep-06	Chlorophyll-b	Total	ug/l	ND	1
BENA-02	RILEY CREEK	13-Sep-06	Chlorophyll-c	Total	ug/l	ND	1
BENA-02	RILEY CREEK	13-Sep-06	Pheophytin-a	Total	ug/l		1
BENA-03	RILEY CREEK	13-Sep-06	Chlorophyll a, corrected for pheophytin	Total	ug/l		1
BENA-03	RILEY CREEK	13-Sep-06	Chlorophyll a, uncorrected for pheophytin	Total	ug/l		1
BENA-03	RILEY CREEK	13-Sep-06	Chlorophyll-b	Total	ug/l	ND	1
BENA-03	RILEY CREEK	13-Sep-06	Chlorophyll-c	Total	ug/l	ND	1
BENA-03	RILEY CREEK	13-Sep-06	Pheophytin-a	Total	ug/l	ND	1
BENC-01	RILEY	13-Sep-06	Chlorophyll a, corrected for pheophytin	Total	ug/l		1
BENC-01	RILEY	13-Sep-06	Chlorophyll a, uncorrected for pheophytin	Total	ug/l		1
BENC-01	RILEY	13-Sep-06	Chlorophyll-b	Total	ug/l	ND	1
BENC-01	RILEY	13-Sep-06	Chlorophyll-c	Total	ug/l	ND	1
BENC-01	RILEY	13-Sep-06	Pheophytin-a	Total	ug/l	ND	1
BENA-01	RILEY CREEK	13-Sep-06	Chlorophyll a, corrected for pheophytin	Total	ug/l		1
BENA-01	RILEY CREEK	13-Sep-06	Chlorophyll a, uncorrected for pheophytin	Total	ug/l		1
BENA-01	RILEY CREEK	13-Sep-06	Chlorophyll-b	Total	ug/l	ND	1
BENA-01	RILEY CREEK	13-Sep-06	Chlorophyll-c	Total	ug/l	ND	1
BENA-01	RILEY CREEK	13-Sep-06	Pheophytin-a	Total	ug/l		1
BEN-01	KICKAPOO CREEK	13-Sep-06	Chlorophyll a, corrected for pheophytin	Total	ug/l		1
BEN-01	KICKAPOO CREEK	13-Sep-06	Chlorophyll a, uncorrected for pheophytin	Total	ug/l		1
BEN-01	KICKAPOO CREEK	13-Sep-06	Chlorophyll-b	Total	ug/l	ND	1
BEN-01	KICKAPOO CREEK	13-Sep-06	Chlorophyll-c	Total	ug/l	ND	1
BEN-01	KICKAPOO CREEK	13-Sep-06	Pheophytin-a	Total	ug/l	ND	1

