DRAFT REPORT FOR PUBLIC REVIEW

Rock River/Pierce Lake Watershed HUC 0709000501

TMDL and Watershed-based Implementation Plan

Prepared for Illinois EPA

September 2023

CDM Smith

Table of Contents

Executive Summary ES-1

Section 1 Goals and Objectives for the Rock River/Pierce Lake Watershed 1-1
1.1 Total Maximum Daily Load Overview 1-1
1.2 Total Maximum Daily Load Goals and Objectives 1-2
1.3 Report Overview 1-5

Section 2 Rock River/Pierce Lake Watershed Description 2-1
2.1 Location 2-1
2.2 Topography 2-1
2.3 Land Use 2-1
2.3.1 Subbasin Land Use 2-3
2.4 Soils 2-7
2.4.1 Soil Characteristics 2-8
2.5 Population 2-11
2.6 Climate and Streamflow 2-11
2.6.1 Climate 2-11
2.6.2 Streamflow 2-11

Section 3 Rock River/Pierce Lake Watershed Public Participation 3-1

Section 4 Rock River/Pierce Lake Watershed Water Quality Standards 4-1
4.1 Illinois Water Quality Standards 4-1
4.2 Designated Uses 4-1
4.2.1 General Use 4-1
4.3 Water Quality Criteria 4-2

Section 5 Rock River/Pierce Lake Watershed Data and Potential Pollutant Sources 5-1
5.1 Water Quality Data 5-1
5.1.1 Stream Water Quality Data 5-1
5.1.1.1 Fecal Coliform 5-3
5.1.1.2 Arsenic 5-4
5.1.1.3 pH 5-5
5.1.1.4 Zinc 5-6
5.1.2 Pierce Lake Water Quality Data 5-7
5.1.2.1 Total Phosphorus in Pierce Lake 5-8
5.2 Lake Characteristics 5-9
5.3 Point Sources 5-11
5.4 Nonpoint Sources 5-13
5.4.1 Crop Information 5-13
5.4.2 Animal Operations 5-14
5.4.3 Septic Systems 5-16
5.4.4 Internal Phosphorus Loading in Lakes 5-16
5.5 Watershed Studies and Other Watershed Information 5-16

Section 6 Approach to Developing Total Maximum Daily Loads and Identifying Data Needs 6-1
6.1 Additional Data Needs for Total Maximum Daily Load Development in the Rock River/ Pierce Lake Watershed 6-1
6.2 Approaches for Developing Total Maximum Daily Loads for Stream Segments 6-2
6.3 Approach for Developing Total Maximum Daily Load for Pierce Lake 6-2

Section 7 Methodology Development for Load Reduction Calculations in the Rock River/Pierce Lake Watershed 7-1
7.1 Methodology Overview 7-1
7.1.1 Load Duration Curve Overview 7-1
7.1.2 Simplified Lake Assessment Model (SLAM) Overview 7-1
7.2 Methodology Development – Load Duration Curves 7-2
7.2.1 Watershed Delineation and Flow Estimation 7-2
7.2.2 Fecal Coliform Load Duration Curves 7-4
7.3 Methodology Development – Simplified Lake Assessment Model 7-8
7.3.1 Pierce Lake Model Construction 7-9
7.3.1.1 Model Segmentation 7-9
7.3.1.2 Lake Hydraulics 7-9
7.3.1.3 Watershed Parameters 7-11
7.3.1.4 Lake Nutrient Parameters 7-11
7.3.1.5 Sediment Layer Parameters 7-11
7.3.1.6 Pierce Lake Model Calibration 7-12

Section 8 Total Maximum Daily Loads for the Rock River/Pierce Lake Watershed 8-1
8.1 Total Maximum Daily Load Endpoints for the Rock River/Pierce Lake Watershed 8-1
8.2 Pollutant Sources and Linkages 8-1
8.3 Total Maximum Daily Load Allocation 8-2
8.3.1 Fecal Coliform Total Maximum Daily Loads 8-3
8.3.1.1 Loading Capacity 8-3
8.3.1.2 Seasonal Variation 8-4
8.3.1.3 Waste Load Allocation 8-4
8.3.1.4 Margin of Safety 8-7
8.3.1.5 Reserve Capacity 8-7
8.3.1.6 Load Allocation and Total Maximum Daily Load Summary 8-7
8.3.2 Total Phosphorus Total Maximum Daily Load for Pierce Lake 8-10
8.3.2.1 Loading Capacity 8-10
8.3.2.2 Seasonal Variation 8-10
8.3.2.3 Waste Load Allocation 8-11
8.3.2.4 Margin of Safety 8-11
8.3.4.5 Reserve Capacity 8-11
8.3.4.6 Load Allocation and Total Maximum Daily Load Summary 8-11

Section 9 Watershed-Based Implementation Plan for the Rock River/Pierce Lake Watershed 9-1
9.1 Implementation Overview 9-1
9.2 Adaptive Management 9-1
9.3 Best Management Practice Recommendations 9-2

9.3.1 Recommendations for Fecal Coliform Reduction 9-2
9.3.1.1 Point Sources of Fecal Coliform 9-3
9.3.1.2 Nonpoint Sources of Fecal Coliform 9-3
9.3.2 Recommendations for Total Phosphorus Reduction 9-18
9.4 Costing Estimates and Funding Opportunities 9-23
9.4.1 Best Management Practice Cost Estimates 9-23
9.4.2 Project Funding 9-24
9.4.2.1 State-Level Funding 9-25
9.4.2.2 Federal Funding 9-26
9.4.3 Planning Level Cost Estimates for Implementation Measures 9-33
9.5 Watershed-Specific Priority Areas and Projects 9-34
9.6 Information and Education 9-35
9.7 Milestones and Success Criteria 9-37
9.8 Plan Monitoring and Schedule 9-37
9.8.1 Monitoring Plan 9-37
9.8.2 Implementation Schedule 9-38

List of Figures

Figure 1-1 Rock River/Pierce Lake Watershed HUC 0709000501 1-3
Figure 2-1 Rock River/Pierce Lake Watershed, Elevation 2-2
Figure 2-2 Rock River/Pierce Lake Watershed, Land Use 2-4
Figure 2-3 Rock River/Pierce Lake Watershed, Soils 2-9
Figure 2-4 Rock River/Pierce Lake Watershed, K-Factor Range 2-10
Figure 2-5 Rock River/Pierce Lake Watershed, Active USGS Gages 2-13
Figure 5-1 Rock River/Pierce Lake Watershed Water Quality Stations 5-2
Figure 5-2 Fecal Coliform in Impaired Stream Segments in the Rock River/Pierce Lake Watershed 5-4
Figure 5-3 Arsenic in Impaired Stream Segment IL_PR-99 of Keith Creek 5-5
Figure 5-4 pH in Impaired Stream Segment IL_PR-99 of Keith Creek 5-6
Figure 5-5 Dissolved Zinc in Impaired Stream Segment IL_PR-99 of Keith Creek 5-7
Figure 5-6 Total Phosphorus in Pierce Lake 5-9
Figure 5-7 Pierce Lake 5-10
Figure 5-8 Rock River/Pierce Lake Watershed NPDES Discharge Locations 5-12
Figure 7-1 Watershed Boundaries and Water Quality Sampling Locations for Impaired Stream Segments within the Rock River/Pierce Lake Watershed 7-3
Figure 7-2 Load Duration Curve for Fecal Coliform in Keith Creek Segment IL_PR-99 7-5
Figure 7-3 Load Duration Curve for Fecal Coliform in Keith Creek Segment IL_PR-01 7-5
Figure 7-4 Load Duration Curve for Fecal Coliform in North Fork Kent Creek Segment IL_PSB-01 7-6
Figure 7-5 Load Duration Curve for Fecal Coliform in South Fork Kent Creek Segment IL_PSA 7-6
Figure 7-6 Load Duration Curve for Fecal Coliform in North Kinnikinnick Creek Segment IL_PU 7-7

Figure 7-7 Load Duration Curve for Fecal Coliform in South Kinnikinnick Creek Segment IL_PT-01 7-7
Figure 7-8 Load Duration Curve for Fecal Coliform in Spring Creek Segment IL_PZZG 7-8
Figure 7-9 Watershed Boundaries and Water Quality Sampling Locations for Pierce Lake (RPC) 7-10
Figure 7-10 Observed and Predicted In-Lake Phosphorus and Epilimnion Values for Pierce Lake 7-12
Figure 7-11 Observed and Predicted In-Lake Phosphorus and Hypolimnion Values for Pierce Lake 7-13
Figure 7-12 Observed Modeled Sediment Phosphorus Flux Rates for Pierce Lake 7-13
Figure 9-1 Rock River/Pierce Lake Buffer Areas and Agricultural Lands Potentially Suitable for Conversion to Filter Strips 9-8
Figure 9-2 Rock River/Pierce Lake Hydric Soils, Existing Wetlands, and Potential Wetland Construction 9-12

List of Tables

Table ES-1 Impaired Water Bodies in the Rock River/Pierce Lake Watershed (2018 303(d) List) ES-1
Table 1-1 Impaired Water Bodies in the Rock River/Pierce Lake Watershed (2018 303(d) List) 1-4
Table 2-1 Land Cover in the Rock River/Pierce Lake Watershed 2-3
Table 2-2 Land Use and Land Cover in the Pierce Lake IL_RPC Watershed 2-5
Table 2-3 Land Use and Land Cover in the Keith Creek Segment IL_PR-99 Watershed 2-5
Table 2-4 Land Use and Land Cover in the Keith Creek Segment IL_PR-01 Watershed 2-5
Table 2-5 Land Use and Land Cover in the Spring Creek – North Segment IL_PZZG Watershed 2-6
Table 2-6 Land Use and Land Cover in the South Fork Kent Creek Segment IL_PSA Watershed 2-6
Table 2-7 Land Use and Land Cover in the North Fork Kent Creek Segment IL_PSB-01 Watershed 2-6
Table 2-8 Land Use and Land Cover in the South Kinnikinnick Creek Segment IL_PT Watershed 2-7
Table 2-9 Land Use and Land Cover in the North Kinnikinnick Creek Segment IL_PU Watershed 2-7
Table 2-10 Average Monthly Climate Data for Greater Rockford Airport, Illinois 2-12
Table 2-11 USGS Stream Gages 2-14
Table 4-1 Summary of Numeric Water Quality Standards for Potential Causes of Lake Impairments in the Rock River/Pierce Lake Watershed 4-2
Table 4-2 Summary of Numeric Water Quality Standards for Potential Causes of Stream Impairments in the Rock River/Pierce Lake Watershed 4-2
Table 5-1 Existing Fecal Coliform Data for Impaired Stream Segments 5-3
Table 5-2 Existing Arsenic Data for Keith Creek Segment IL_PR-99 5-4
Table 5-3 Existing pH Data for Keith Creek Segment IL_PR-99 5-5
Table 5-4 Existing Zinc Data for Keith Creek Segment IL_PR-99 5-7
Table 5-5 Data Related to Impairment at Pierce Lake 5-8
Table 5-6 Total Phosphorus at a 1-Foot[1] Depth in Pierce Lake (IL_RPC) 5-8
Table 5-7 Permitted Facilities Discharging within the Rock River/Pierce Lake Watershed 5-11

Table 5-8 Subbasin Acres Covered by MS4 Permits in the Rock River/Pierce Lake Watershed.....5-13
Table 5-9 Tillage Practices in Boone County, Illinois 5-14
Table 5-10 Tillage Practices in Winnebago County, Illinois 5-14
Table 5-11 Boone County, Illinois Animal Population (2012 and 2017 Census of Agriculture) 5-15
Table 5-12 Rock County, Wisconsin Animal Population (2012 and 2017 Census of Agriculture)...5-15
Table 5-13 Winnebago County, Illinois Animal Population (2012 and 2017 Census of Agriculture) 5-15
Table 6-1 Data Availability for Total Maximum Daily Load Development in the Rock River/ Pierce Lake Watershed..... 6-1
Table 7-1 Methodologies Used to Develop Calculated Reduction Goals in the Rock River/ Pierce Lake Watershed..... 7-1
Table 7-2 Pierce Lake (IL_RPC) Lake Hydraulics Data 7-11
Table 8-1 Total Maximum Daily Load Endpoints for the Rock River/Pierce Lake Watershed 8-1
Table 8-2 Sources of Pollutants in the Rock River/Pierce Lake Watershed..... 8-2
Table 8-3 Example Source Area/Hydrologic Condition Considerations (EPA 2007)..... 8-2
Table 8-4 Fecal Coliform Loading Capacity (million colonies/day) in the Rock River/Pierce Lake Watershed 8-3
Table 8-5 Fecal Coliform WLAs (million colonies/day) for MS4 Areas in the Keith Creek Segment IL_PR-01 Subbasin..... 8-5
Table 8-6 Fecal Coliform WLAs (million colonies/day) for MS4 Areas in the Keith Creek Segment IL_PR-99 Subbasin..... 8-5
Table 8-7 Fecal Coliform WLAs (million colonies/day) for MS4 Areas in the South Fork Kent Creek Segment IL_PSA Subbasin 8-5
Table 8-8 Fecal Coliform WLAs (million colonies/day) for MS4 Areas in the North Fork Kent Creek Segment IL_PSB-01 Subbasin 8-5
Table 8-9 Fecal Coliform WLAs (million colonies/day) for MS4 Areas in the South Kinnikinnick Creek Segment IL_PT-01 Subbasin..... 8-6
Table 8-10 Fecal Coliform WLAs (million colonies/day) for MS4 Areas in the North Kinnikinnick Creek Segment IL_PU Subbasin..... 8-6
Table 8-11 Fecal Coliform WLAs (million colonies/day) for MS4 Areas in the Spring Creek Segment IL_PZZG Subbasin..... 8-6
Table 8-12 Total Cumulative Fecal Coliform WLAs (million colonies/day) by MS4 Areas in Rock River/Pierce Lake Watershed 8-6
Table 8-13 Fecal Coliform Total Maximum Daily Load for Keith Creek (IL_PR-99) 8-7
Table 8-14 Fecal Coliform Total Maximum Daily Load for Keith Creek (IL_PR-01) 8-8
Table 8-15 Fecal Coliform Total Maximum Daily Load for North Fork Kent Creek (IL_PSB-01) 8-8
Table 8-16 Fecal Coliform Total Maximum Daily Load for South Fork Kent Creek (IL_PSA-01) 8-9
Table 8-17 Fecal Coliform Total Maximum Daily Load for North Kinnikinnick Creek (IL_PU-03) 8-9
Table 8-18 Fecal Coliform Total Maximum Daily Load for South Kinnikinnick Creek (IL_PT-01) ..8-10
Table 8-19 Fecal Coliform Total Maximum Daily Load for Spring Creek – North (IL_PZZG-03).....8-10
Table 9-1 EPA's Nine Elements of a Watershed-Based Implementation Plan for Impaired Waters..... 9-1
Table 9-2 Rock River/Pierce Lake Watershed Streams Impaired for Fecal Coliform on the EPA 303(d) List from Upstream to Downstream Segment..... 9-3
Table 9-3 Cultivated Areas for the Rock River/Pierce Lake Watershed Subbasins..... 9-4

Table 9-4 Filter strip flow lengths based on land slope 9-6
Table 9-5 Average slopes, Filter Strip Flow Length, Total Buffer Area, and Area of Agricultural Land within Buffers Potentially Suitable for Conversion to Filter Strips within the Rock River/Pierce Lake Watershed 9-7
Table 9-6 Urban and Developed Areas for the Rock River/Pierce Lake Watershed Subbasins 9-17
Table 9-7 Fiscal Year 2023 NRCS BMP Cost Data 9-23
Table 9-8 Local SWCD, NRCS, and Farm Service Agency Contact Information 9-25
Table 9-9 Cost Estimates of Various BMP Measures[1] 9-34
Table 9-10 Plan Milestones and Success Criteria 9-37
Table 9-11 Implementation Schedule 9-39

Appendices

Appendix A Land Use Categories
Appendix B Soil Characteristics
Appendix C Water Quality Data
Appendix D Public Comments
Appendix E Load Duration Curves
Appendix F SLAM Model Files

Abbreviations

ACEP	Agricultural Conservation Easement Program
BMP	best management practice
CAFO	concentrated animal feeding operation
CDL	Cropland Data Layer
CFR	Code of Federal Regulations
cfu	colony forming unit
CPS	Conservation Practice Standard
CRP	Conservation Reserve Program
CSP	Conservation Stewardship Program
CWA	Clean Water Act
DO	dissolved oxygen
EPA	U.S. Environmental Protection
EQIP	Environmental Quality Incentive Program
FSA	Farm Service Agency
GIGO	Green Infrastructure Grant Opportunities
GIS	geographic information system
GRP	Grasslands Reserve Program
HUC	hydrologic unit code
ID	identifier
IDA	Illinois Department of Agriculture
IDNR	Illinois Department of Natural Resources
Illinois EPA	Illinois Environmental Protection Agency
IPCB	Illinois Pollution Control Board
ISWS	Illinois State Water Survey
LA	load allocation
lb/day	pounds per day
LC	loading capacity
LDC	load duration curve
mg/L	milligrams per liter
mL	milliliters

MOS	margin of safety
MS4	municipal separate storm sewer system
NA	not applicable
NASS	National Agricultural Statistics Service
NCDC	National Climatic Data Center
NPDES	National Pollutant Discharge Elimination System
NRCS	Natural Resources Conservation Service
PFC	Partners for Conservation Program
RC	reserve capacity
RCPP	Regional Conservation Partnership Program
SLAM	Simplified Lake Analysis Model
SOD	sediment oxygen demand
SSURGO	Soil Survey Geographic
SU	standard units
SWCD	Soil and Water Conservation District
TMDL	total maximum daily load
TP	total phosphorus
TSS	total suspended solids
USDA	U.S. Department of Agriculture
USGS	U.S. Geological Survey
WASCOB	water and sediment control basin
WBP	Watershed-based Implementation Plan
WLA	waste load allocation
WREP	Wetland Reserve Enhancement Partnership
µg/L	micrograms per liter

Executive Summary

A total maximum daily load (TMDL) is a calculation of the maximum amount of a pollutant that a water body can receive and still meet water quality standards. TMDLs are a requirement of Section 303(d) of the Clean Water Act (CWA). To meet this requirement, the Illinois Environmental Protection Agency (Illinois EPA) must identify water bodies not meeting water quality standards and then establish TMDLs for restoration of water quality. Illinois EPA develops a list, known as the 303(d) list, of water bodies not meeting water quality standards every 2 years, which is included in the Integrated Water Quality Report. Water bodies on the 303(d) list are then targeted for TMDL development. In accordance with U.S. Environmental Protection Agency (EPA) guidance, the report assigns all waters of the state to one of five categories; 303(d)-listed water bodies make up category five in the Integrated Report.

Water bodies listed as impaired in the 2018 Integrated Water Quality Report and 303(d) List[1] were originally targeted for TMDL development in 2019. A Stage 1 TMDL report was initiated for the Rock River/Pierce Lake watershed based on the 2018 303(d) list. Stage 1 of TMDL development reviews and documents the physical characteristics of a watershed as well as available historical data in comparison to applicable water quality standards. **Table ES-1** contains information on the 2018 impaired water bodies that were investigated for this report:

Table ES-1 Impaired Water Bodies in the Rock River/Pierce Lake Watershed (2018 303(d) List)

Segment ID	Segment Name	Potential Cause of Impairment	Impaired Use	Potential Source(s) of Impairment (as identified by the 2018 303(d) list)
IL_PR-01	Keith Creek	Fecal Coliform	Primary Contact Recreation	Urban Runoff/Storm Sewers
IL_PR-99	Keith Creek	Fecal Coliform	Primary Contact Recreation	Urban Runoff/Storm Sewers
		Arsenic	Aquatic Life	Channelization, Urban Runoff/Storm Sewers, Contaminated Sediments
		pH	Aquatic Life	Channelization, Urban Runoff/Storm Sewers
		Zinc	Aquatic Life	Channelization, Urban Runoff/Storm Sewers, Contaminated Sediments
IL_PSB-01	North Fork Kent Creek	Fecal Coliform	Primary Contact Recreation	Source Unknown
IL_PSA	South Fork Kent Creek	Fecal Coliform	Primary Contact Recreation	Source Unknown
IL_PU	North Kinnikinnick Creek	Fecal Coliform	Primary Contact Recreation	Source Unknown
IL_PT	South Kinnikinnick Creek	Fecal Coliform	Primary Contact Recreation	Source Unknown
IL_PZZG	Spring Creek – North	Fecal Coliform	Primary Contact Recreation	Source Unknown

[1] Illinois EPA. 2018. *Illinois Integrated Water Quality Report and Section 303(d) List, 2018*. https://epa.illinois.gov/content/dam/soi/en/web/epa/topics/water-quality/watershed-management/tmdls/documents/2018-cycle-integrated-report-final-20210201.pdf

Segment ID	Segment Name	Potential Cause of Impairment	Impaired Use	Potential Source(s) of Impairment (as identified by the 2018 303(d) list)
IL_RPC	Pierce Lake	Total Phosphorus (TP)	Aesthetic Quality	Internal Nutrient Recycling, On-Site Treatment Systems, Waterfowl, Crop Production (Crop Land or Dry Land), Runoff from Forest/Grassland/Parkland

Since the completion of Stage 1, the 2020/2022 Illinois Integrated Water Quality Report and 303(d) List[2] was approved by EPA on June 30, 2022. Segment IL_PR-99 of Keith Creek was delisted for pH, zinc, and arsenic from the 2020/2022 303(d) list. Appendix C-4 of the Integrated Report[3] provides information for segments and causes that were removed from the 2018 303(d) list. The appendix notes that there were no standard violations in the new data for the 2020 assessment cycle for pH and zinc and that new data allowed for delisting of arsenic as a legacy cause. Because of these delistings, TMDL development did not continue for these parameters in Keith Creek beyond Stage 1. The remaining impairments shown in Table ES-1 have not changed during the most recent listing cycle and TMDL development is documented in this report.

[2] Illinois EPA. 2022a. *Illinois Integrated Water Quality Report and Section 303(d) List, 2020/2022*. https://epa.illinois.gov/content/dam/soi/en/web/epa/topics/water-quality/watershed-management/tmdls/documents/2020-2022-ir-final-6-01-22.pdf

[3] Illinois EPA. 2022b. *Illinois Integrated Water Quality Report and Section 303(d) List, 2020/2022*. Appendix C-4. https://epa.illinois.gov/content/dam/soi/en/web/epa/topics/water-quality/watershed-management/tmdls/documents/c4-delistings-final-5-26-22.pdf

Section 1

Goals and Objectives for the Rock River/Pierce Lake Watershed

1.1 Total Maximum Daily Load Overview

A total maximum daily load (TMDL) is a calculation of the maximum amount of a pollutant that a water body can receive and still meet water quality standards. TMDLs are a requirement of Section 303(d) of the Clean Water Act (CWA). To meet this requirement, the Illinois Environmental Protection Agency (Illinois EPA) must identify water bodies not meeting water quality standards and then establish TMDLs for restoration of water quality. Every 2 years, Illinois EPA develops a list known as the 303(d) list of water bodies that do not meet water quality standards. The list is included in the Integrated Water Quality Report. Water bodies on the 303(d) list are then targeted for TMDL development. In accordance with Illinois EPA guidance, the report assigns all waters of the state to one of five categories. The 303(d)-listed water bodies make up category five in the integrated report.

In general, a TMDL is a quantitative assessment of water quality impairments, contributing potential sources, and pollutant reductions needed to attain water quality standards. The TMDL specifies the amount of pollutant or other stressor that needs to be reduced to meet water quality standards, allocates pollutant control or management responsibilities among sources in a watershed, and provides a scientific and policy basis for taking actions needed to restore a water body.

Water quality standards are laws or regulations that states authorize to enhance water quality and protect public health and welfare. Water quality standards provide the foundation for accomplishing two of the principal goals of the CWA. These goals are:

- Restore and maintain the chemical, physical, and biological integrity of the nation's waters
- Where attainable, achieve water quality that promotes protection and propagation of fish, shellfish, and wildlife, and provides for recreation in and on the water

Water quality standards consist of three elements:

- Designated beneficial use or uses of a water body or segment of a water body
- Water quality criteria necessary to protect the use or uses of that particular water body
- Antidegradation policy

Examples of designated uses are primary contact (swimming), protection of aquatic life, and public and food processing water supply. Water quality criteria describe the quality of water that will support a designated use. Water quality criteria can be expressed as numeric limits or as a

narrative statement. Antidegradation policies are adopted so that water quality improvements are conserved, maintained, and protected.

1.2 Total Maximum Daily Load Goals and Objectives

Illinois EPA has a three-stage approach to TMDL development. The stages are:

Stage 1 – Watershed Characterization, Data Analysis, Methodology Selection

Stage 2 – Data Collection (optional)

Stage 3 – Model Calibration, TMDL Scenarios, Implementation Plan

Water bodies listed as impaired in the 2018 Integrated Water Quality Report and 303(d) List[4] were originally targeted for Stage 1 TMDL development in 2019. Illinois EPA uses the U.S. Geologic Survey (USGS) 10-digit hydrologic unit code (HUC) to group subbasins into TMDL watersheds. This report addresses Stages 1 and 3 TMDL development for the Rock River/Pierce Lake watershed (HUC 0709000501). Stage 2 was not performed as data collection was not necessary to support Stage 3 work. The data gathered and presented during Stage 1 (Sections 1 through 6 of this document) were used to calculate TMDLs in the watershed.

Following this process, TMDL goals and objectives for the Rock River/Pierce Lake watershed included developing TMDLs for impaired water bodies within the watershed, describing the necessary elements of the TMDL, developing a watershed-based implementation plan (WBP) to attain water quality goals, and gaining public acceptance of the process. The impaired water body segments in the Rock River/Pierce Lake watershed are:

- Keith Creek (IL_PR-01 and IL_PR-99)
- North Fork Kent Creek (IL_PSB-01)
- South Fork Kent Creek (IL_PSA)
- North Kinnikinnick Creek (IL_PU)
- South Kinnikinnick Creek (IL_PT)
- Spring Creek – North (IL_PZZG)
- Pierce Lake (IL_RPC)

The impaired water body segments are shown on **Figure 1-1**. There are seven impaired stream segments and one impaired lake within the Rock River/Pierce Lake watershed addressed in this report. **Table 1-1** lists the water body segment, potential cause of impairment, use description, and potential sources of impairment for the water body as listed in 2018.

---

[4] Illinois EPA. 2018. *Illinois Integrated Water Quality Report and Section 303(d) List, 2018*. https://epa.illinois.gov/content/dam/soi/en/web/epa/topics/water-quality/watershed-management/tmdls/documents/2018-cycle-integrated-report-final-20210201.pdf

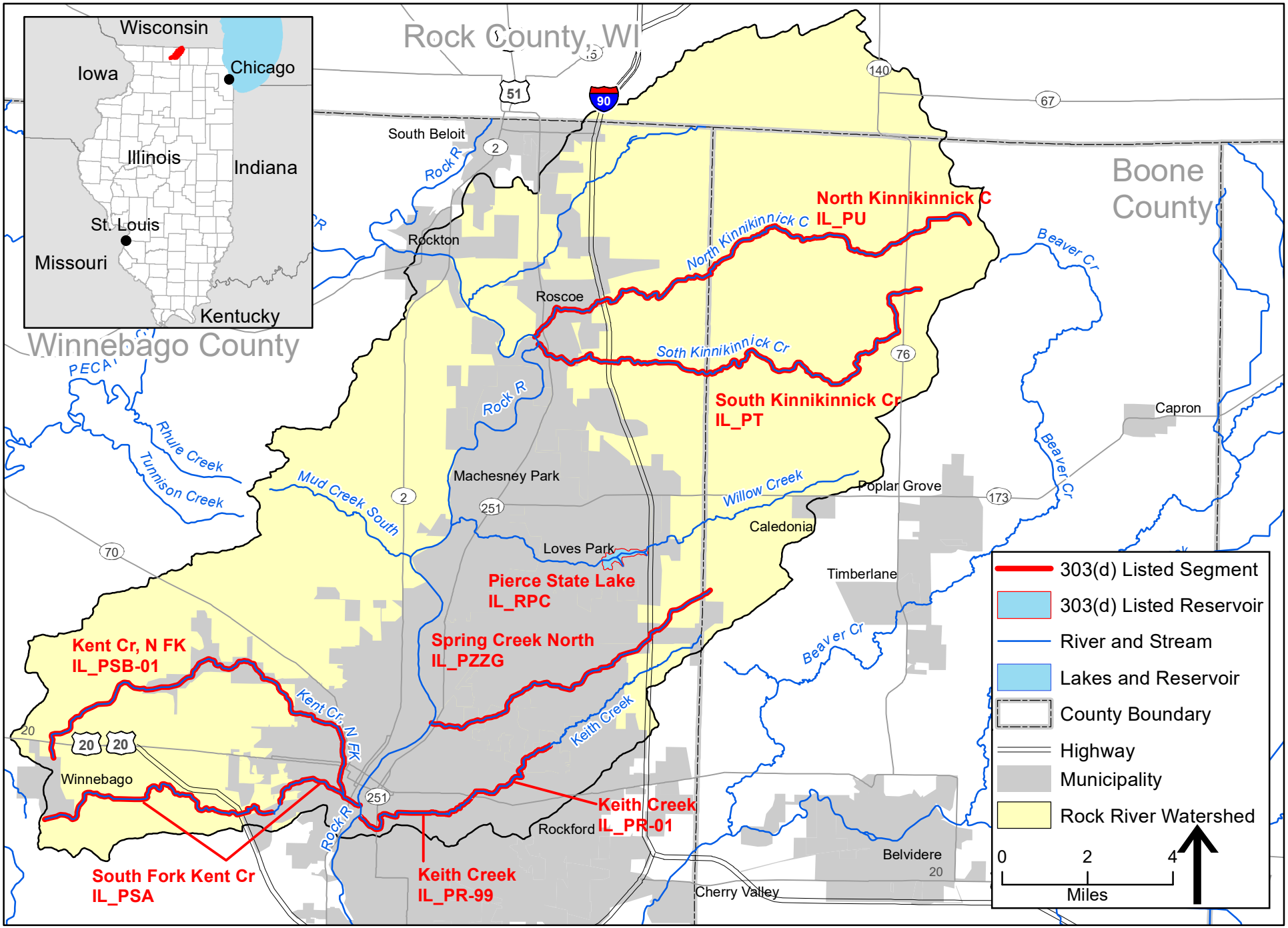

DRAFT

CDM Smith

Figure 1-1: Rock River/Pierce Lake Watershed
HUC 0709000501

Table 1-1 Impaired Water Bodies in the Rock River/Pierce Lake Watershed (2018 303(d) List)

Segment ID	Segment Name	Potential Cause of Impairment	Impaired Use	Potential Source(s) of Impairment (as identified by the 2018 303(d) list)
IL_PR-01	Keith Creek	Fecal Coliform	Primary Contact Recreation	Urban Runoff/Storm Sewers
IL_PR-99	Keith Creek	Fecal Coliform	Primary Contact Recreation	Urban Runoff/Storm Sewers
		Arsenic[1]	Aquatic Life	Channelization, Urban Runoff/Storm Sewers, Contaminated Sediments
		pH[1]	Aquatic Life	Channelization, Urban Runoff/Storm Sewers
		Zinc[1]	Aquatic Life	Channelization, Urban Runoff/Storm Sewers, Contaminated Sediments
IL_PSB-01	North Fork Kent Creek	Fecal Coliform	Primary Contact Recreation	Source Unknown
IL_PSA	South Fork Kent Creek	Fecal Coliform	Primary Contact Recreation	Source Unknown
IL_PU	North Kinnikinnick Creek	Fecal Coliform	Primary Contact Recreation	Source Unknown
IL_PT	South Kinnikinnick Creek	Fecal Coliform	Primary Contact Recreation	Source Unknown
IL_PZZG	Spring Creek – North	Fecal Coliform	Primary Contact Recreation	Source Unknown
IL_RPC	Pierce Lake	Total Phosphorus (TP)	Aesthetic Quality	Internal Nutrient Recycling, On-Site Treatment Systems, Waterfowl, Crop Production (Crop Land or Dry Land), Runoff from Forest/Grassland/Parkland

Note:

1 **These parameters were included on the 2018 303(d) list when this TMDL report was initiated. The parameters have since been removed from the 2020/2022 303(d) list.**

Since the completion of Stage 1, the 2020/2022 Illinois Integrated Water Quality Report and 303(d) List[5] was approved by EPA on June 30, 2022. Segment IL_PR-99 of Keith Creek was delisted for pH, zinc, and arsenic from the 2020/2022 303(d) list. Because of these delistings, TMDL development did not continue for these parameters in Keith Creek beyond Stage 1 (Sections 1 through 6 of this report). The remaining impairments shown in Table 1-1 have not changed during the most recent listing cycle.

The TMDLs for the segments listed above will specify the following elements:

- Loading capacity (LC), or the maximum amount of pollutant loading a water body can receive without violating water quality standards
- Waste load allocation (WLA), or the portion of the TMDL allocated to existing or future point sources
- Load allocation (LA), or the portion of the TMDL allocated to existing or future nonpoint sources and natural background

5 Illinois EPA. 2022a. *Illinois Integrated Water Quality Report and Section 303(d) List, 2020/2022*. https://epa.illinois.gov/content/dam/soi/en/web/epa/topics/water-quality/watershed-management/tmdls/documents/2020-2022-ir-final-6-01-22.pdf

- Margin of safety (MOS), or an accounting of uncertainty about the relationship between pollutant loads and receiving water quality
- Reserve capacity (RC), or a portion of the load explicitly set aside to account for growth in the watershed

These elements are combined into the following equation:

$$\mathbf{TMDL = LC = \Sigma WLA + \Sigma LA + MOS + RC}$$

TMDLs also consider the seasonal variability of pollutant loads so that applicable water quality standards are met during all seasons of the year. Also, reasonable assurance that TMDLs will be achieved is described in the WBP. The WBP for the Rock River/Pierce Lake watershed describes how water quality standards and goals will be met and attained. The WBP includes recommendations for implementing best management practices (BMPs), cost estimates, institutional needs to implement BMPs and controls throughout the watershed, and a timeframe for completion of implementation activities.

1.3 Report Overview

The remaining sections of this report contain:

- **Section 2 Rock River/Pierce Lake Watershed Description** describes the watershed's location, topography, geology, land use, soils, population, and hydrology.
- **Section 3 Rock River/Pierce Lake Watershed Public Participation** discusses public participation activities that will occur throughout TMDL development.
- **Section 4 Rock River/Pierce Lake Watershed Water Quality Standards** defines the water quality standards and water quality guidelines for the impaired water bodies.
- **Section 5 Rock River/Pierce Lake Watershed Data and Potential Pollutant Sources** presents the available water quality data needed to develop TMDLs, discusses the characteristics of the impaired stream segments in the watershed, and describes the point and nonpoint sources with the potential to contribute to the watershed load.
- **Section 6 Approach to Developing Total Maximum Daily Loads and Identifying Data Needs** makes recommendations for the models and analysis that are needed for TMDL development and suggests segments for Stage 2 data collection.
- **Section 8 Total Maximum Daily Loads for the Rock River/Pierce Lake Watershed** provides the results of the water quality modeling and analyses for the impaired segments within the watershed.
- **Section 9 Watershed-Based Implementation Plan for the Rock River/Pierce Lake Watershed** includes recommendations for implementation actions, point source monitoring, management measures, and BMPs that can be used to address water quality issues in the watershed.

This page intentionally left blank.

Section 2

Rock River/Pierce Lake Watershed Description

2.1 Location

The Rock River/Pierce Lake watershed (HUC 0709000501 shown on **Figure 1-1**) is in north central Illinois and drains approximately 149,300 acres[6], roughly 139,100 acres of which drain land within Illinois. The remaining 10,200 acres drain areas within Wisconsin. In Illinois, approximately 107,000 acres (71.7 percent of the total watershed) lie in Winnebago County and 32,100 acres (21.5 percent of the total watershed) lie in Boone County. The scope of this report is largely limited to the Illinois portion of the watershed, and the impaired water bodies addressed are all in Illinois.

2.2 Topography

Topography is an important factor in watershed management because stream types, precipitation, and soil types can vary dramatically by elevation. Elevation data are available from USGS[7] for each 1:24,000 topographic quadrangle in the United States. Elevation data for the Rock River/Pierce Lake watershed were obtained by overlaying USGS grid data onto the geographic information system (GIS)-delineated watershed. **Figure 2-1** shows the elevations found within the watershed.

Elevation in the Rock River/Pierce Lake watershed ranges from approximately 1,000 feet above sea level in the north central portion of the watershed to 670 feet above sea level near the confluence of Keith Creek and the Rock River.

2.3 Land Use

Land use data for the Rock River/Pierce Lake watershed were extracted from the U.S. Department of Agriculture's (USDA's) National Agriculture Statistics Service (NASS) 2018 Cropland Data Layer (CDL).[8] The CDL is a raster-based, georeferenced, crop-specific land cover data layer created to provide acreage estimates to the Agricultural Statistics Board for the state's major commodities and to produce digital, crop-specific, categorized georeferenced output products. This information is made available to all agencies and to the public free of charge and represents the most accurate and up-to-date land cover datasets available at a national scale. The most recent available CDL dataset was produced in 2018 and includes 33 separate land use classes applicable to the watershed. The available resolution of the land cover dataset is 30 square meters.

---

[6] Acres have been rounded to the nearest hundred.
[7] USGS. 3D Elevation Program webpage. https://www.usgs.gov/3d-elevation-program
[8] NASS CDL. https://www.nass.usda.gov/Research_and_Science/Cropland/Release/index.php

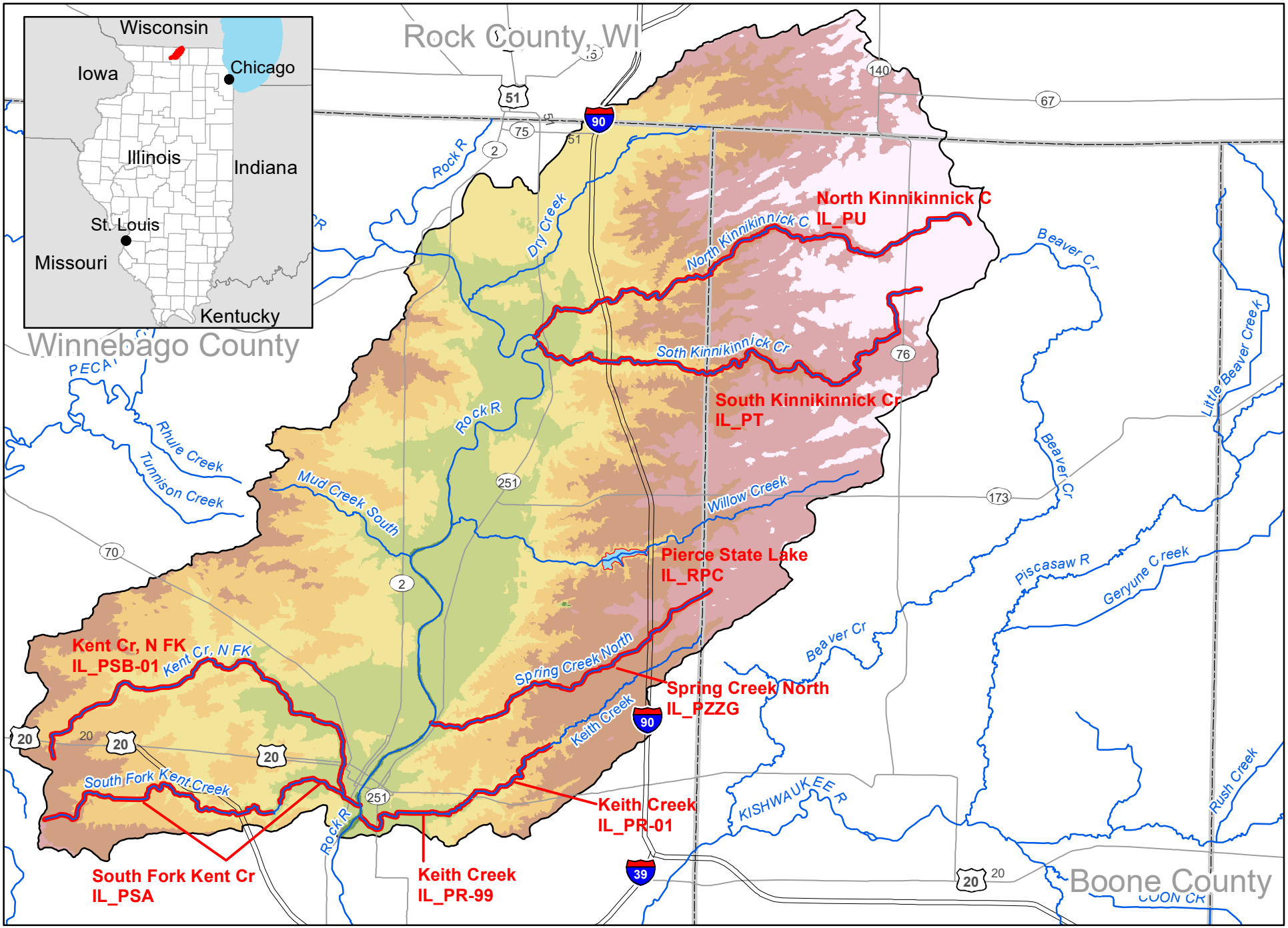

DRAFT

CDM Smith

Figure 2-1: Rock River/Pierce Lake Watershed Elevation

Land use characteristics of the watershed were determined by overlaying the Illinois Statewide 2018 CDL data layers onto the GIS-delineated watershed. **Table 2-1** contains the main categories of land uses in the Rock River/Pierce Lake watershed, based on the 2018 CDL land cover categories. The table also includes the area of each land cover category and percentage of the watershed area. **Figure 2-2** illustrates the land uses of the watershed. **Appendix A** contains a table of all land uses in the watershed.

Table 2-1 Land Cover in the Rock River/Pierce Lake Watershed

Land Cover Category	Acres	Percentage[1]
Corn	34,695	23.2%
Developed/Low Intensity	24,538	16.4%
Soybeans	22,030	14.7%
Deciduous Forest	16,110	10.8%
Developed/Open Space	14,494	9.7%
Developed/Med Intensity	9,777	6.5%
Grass/Pasture	9,453	6.3%
Background	8,908	6.0%
Developed/High Intensity	3,239	2.2%
Open Water	1,528	1.0%
Shrubland	1,379	0.9%
Alfalfa	914	0.6%
Winter Wheat	676	0.5%
Herbaceous Wetlands	595	0.4%
All Others	1,058	0.7%
Total	**149,394**	**100%**

Note:
[1] Percentages have been rounded to the nearest tenth.

The land cover data reveal that 58,315 acres, representing 39 percent of the total watershed area, are dedicated to agricultural activities. Corn and soybean make up 97.3 percent of the agricultural land use within the watershed. Forests and woodlands cover 11.7 percent of the watershed (17,489 acres), and grasslands or pastures cover 6.3 percent (9,453 acres). Approximately 35 percent of the watershed area (52,048 acres) is developed, urbanized land. The remaining watershed area is wetland or open water.

2.3.1 Subbasin Land Use

The subbasin areas draining to each impaired segment within the Rock River/Pierce Lake watershed were further delineated through GIS. Land cover data were then intersected with the subbasin boundaries to determine the land uses contributing runoff to each impaired water body, as shown in **Table 2-2** through **Table 2-9**. Each table includes data on all lands upgradient of an impaired segment, including areas that may contribute to other impaired segments upgradient.

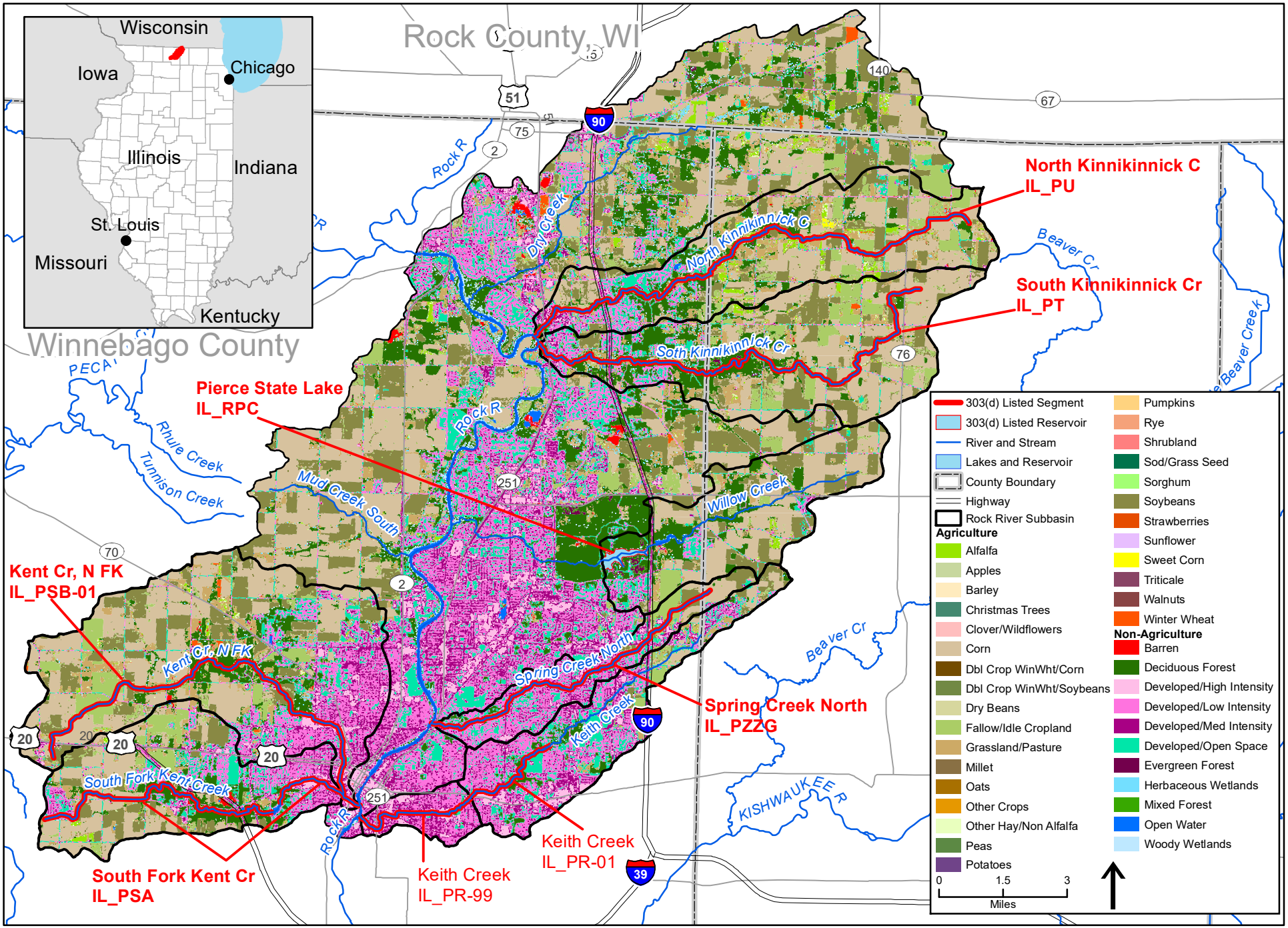

DRAFT

CDM Smith

Figure 2-2: Rock River/Pierce Lake Watershed Land Use

Table 2-2 Land Use and Land Cover in the Pierce Lake IL_RPC Watershed

Land Cover Category	Area (acres)	Percentage[1]
Corn	2,687	31.8%
Soybeans	2,232	26.5%
Deciduous Forest	1,518	18.0%
Developed/Open Space	620	7.3%
Developed/Low Intensity	515	6.1%
Grass/Pasture	337	4.0%
Open Water	198	2.3%
Developed/Med Intensity	103	1.2%
Alfalfa	76	0.9%
Shrubland	75	0.9%
Herbaceous Wetlands	17	0.2%
All Others	60	0.7%
Total	**8,438**	**100%**

Note:
[1] Percentages have been rounded to the nearest tenth.

Table 2-3 Land Use and Land Cover in the Keith Creek Segment IL_PR-99 Watershed

Land Cover Category	Area (acres)	Percentage[1]
Developed/Low Intensity	3,290	37.2%
Developed/Open Space	1,608	18.2%
Developed/Med Intensity	1,599	18.1%
Developed/High Intensity	593	6.7%
Corn	509	5.7%
Soybeans	490	5.5%
Deciduous Forest	474	5.4%
Grass/Pasture	245	2.8%
All Others	46	0.5%
Total	**8,854**	**100%**

Note:
[1] Percentages have been rounded to the nearest tenth.

Table 2-4 Land Use and Land Cover in the Keith Creek Segment IL_PR-01 Watershed

Land Cover Category	Area (acres)	Percentage[1]
Developed/Low Intensity	2,584	35.6%
Developed/Open Space	1,525	21.0%
Developed/Med Intensity	1,018	14.0%
Corn	509	7.0%
Soybeans	490	6.8%
Deciduous Forest	463	6.4%
Developed/High Intensity	372	5.1%
Grass/Pasture	245	3.4%
All Others	45	0.6%
Total	**7,251**	**100%**

Note:
[1] Percentages have been rounded to the nearest tenth.

Table 2-5 Land Use and Land Cover in the Spring Creek – North Segment IL_PZZG Watershed

Land Cover Category	Area (acres)	Percentage[1]
Developed/Low Intensity	1,595	38.8%
Developed/Open Space	757	18.4%
Corn	734	17.9%
Developed/Med Intensity	510	12.4%
Soybeans	220	5.4%
Deciduous Forest	121	2.9%
Developed/High Intensity	86	2.1%
Grass/Pasture	66	1.6%
All Others	20	0.5%
Total	**4,109**	**100%**

Note:
[1] Percentages have been rounded to the nearest tenth.

Table 2-6 Land Use and Land Cover in the South Fork Kent Creek Segment IL_PSA Watershed

Land Cover Category	Area (acres)	Percentage[1]
Corn	2,403	23.9%
Developed/Low Intensity	1,956	19.5%
Soybeans	1,519	15.1%
Deciduous Forest	1,298	12.9%
Developed/Open Space	1,185	11.8%
Grass/Pasture	685	6.8%
Developed/Med Intensity	551	5.5%
Developed/High Intensity	145	1.4%
Winter Wheat	99	1.0%
Alfalfa	57	0.6%
Barren	47	0.5%
All Others	94	0.9%
Total	**10,039**	**100%**

Note:
[1] Percentages have been rounded to the nearest tenth.

Table 2-7 Land Use and Land Cover in the North Fork Kent Creek Segment IL_PSB-01 Watershed

Land Cover Category	Area (acres)	Percentage[1]
Corn	6,307	32.5%
Soybeans	3,423	17.6%
Developed/Low Intensity	2,927	15.1%
Deciduous Forest	1,823	9.4%
Grass/Pasture	1,481	7.6%
Developed/Open Space	1,375	7.1%
Developed/Med Intensity	1,189	6.1%
Developed/High Intensity	393	2.0%
Winter Wheat	125	0.6%
Shrubland	98	0.5%
Herbaceous Wetlands	76	0.4%
Alfalfa	69	0.4%
All Others	140	0.7%
Total	**19,426**	**100%**

Note:
[1] Percentages have been rounded to the nearest tenth.

Table 2-8 Land Use and Land Cover in the South Kinnikinnick Creek Segment IL_PT Watershed

Land Cover Category	Area (acres)	Percentage[1]
Corn	4,346	32.0%
Soybeans	3,487	25.7%
Deciduous Forest	2,331	17.2%
Grass/Pasture	1,126	8.3%
Developed/Low Intensity	847	6.2%
Developed/Open Space	798	5.9%
Shrubland	287	2.1%
Alfalfa	110	0.8%
Developed/Med Intensity	94	0.7%
Herbaceous Wetlands	53	0.4%
All Others	104	0.8%
Total	**13,583**	**100%**

Note:
[1] Percentages have been rounded to the nearest tenth.

Table 2-9 Land Use and Land Cover in the North Kinnikinnick Creek Segment IL_PU Watershed

Land Cover Category	Area (acres)	Percentage[1]
Corn	4,540	35.1%
Soybeans	2,203	17.0%
Deciduous Forest	1,635	12.6%
Grass/Pasture	1,581	12.2%
Developed/Open Space	1,008	7.8%
Developed/Low Intensity	944	7.3%
Alfalfa	280	2.2%
Shrubland	235	1.8%
Developed/Med Intensity	164	1.3%
Herbaceous Wetlands	108	0.8%
Winter Wheat	85	0.7%
Other Hay/Non Alfalfa	47	0.4%
Developed/High Intensity	41	0.3%
All Others	65	0.5%
Total	**12,936**	**100%**

Note:
[1] Percentages have been rounded to the nearest tenth.

2.4 Soils

Soils data are available through the Natural Resources Conservation Service (NRCS) Soil Survey Geographic (SSURGO) database.[9] For SSURGO data, field mapping methods using national standards are used to construct the soil maps. Mapping scales generally range from 1:12,000 to 1:63,360, making SSURGO the most detailed level of soil mapping done by NRCS.

Attributes of the spatial coverage can be linked to the SSURGO database, which provides information on various chemical and physical soil characteristics for each map unit and soil series. Of particular interest for TMDL development are the hydrologic soil groups and the K-factor of the Universal Soil Loss Equation. This section discusses the soil characteristics of the Rock River/Pierce Lake watershed.

[9] NRCS SSURGO. https://www.nrcs.usda.gov/resources/data-and-reports/soil-survey-geographic-database-ssurgo

2.4.1 Soil Characteristics

Appendix B contains a table of the SSURGO soil series for the Rock River/Pierce Lake watershed. A total of 162 soil types exist in the watershed. The most common type, Griswold loam (6 to 12 percent slopes), covers 8 percent of the watershed. The second and third most common types, Comfrey loam (0 to 2 percent slopes) and Flagler sandy loam (0 to 2 percent slopes), respectively, each cover 4 percent of the watershed. All other soil types each represent less than 4 percent of the total watershed area. The table in **Appendix B** also contains the area, dominant hydrologic soil group, and K-factor range. The two characteristics are described in more detail below.

Figure 2-3 shows the hydrologic soils groups found within the Rock River/Pierce Lake watershed. Hydrologic soil groups are used to estimate runoff from precipitation. Soils are assigned to one of four groups according to the infiltration of water when the soils are thoroughly wet and receive precipitation from long-duration storms:

- Group A: Soils in this group have low runoff potential when thoroughly wet. Water is transmitted freely through the soil.
- Group B: Soils in this group have moderately low runoff potential when thoroughly wet. Water transmission through the soil is unimpeded.
- Group C: Soils in this group have moderately high runoff potential when thoroughly wet. Water transmission through the soil is somewhat restricted.
- Group D: Soils in this group have high runoff potential when thoroughly wet. Water movement through the soil is restricted or very restricted.

While hydrologic soil groups A, B, C, D, A/D, and B/D are all found within the Rock River/Pierce Lake watershed, group B soils are the most common type, representing about 61 percent of the watershed. Groups A/D and B/D are dual hydrologic soil group. Dual hydrologic soil groups can be adequately drained. The first letter applies to the drained condition and the second letter to the undrained condition. For the purpose of hydrologic soil grouping, adequately drained means that the seasonal high-water table is kept at 24 inches below the surface.[10]

A commonly used soil attribute is the K-factor, which is a measure of soil erodibility and quantifies the relative susceptibility of soil to sheet and rill erosion. Values of K range from 0.02 to 0.69, from least erodible to most erodible, respectively, and are influenced by elements including texture, organic matter content, structure, and saturated hydraulic conductivity.[11] The distribution of K-factor values in the Rock River/Pierce Lake watershed range from 0.20 to 0.47 (**Figure 2-4**).

---

[10] NRCS. 2007. *Hydrology National Engineering Handbook*. Part 630, Hydrologic Soil Groups. https://directives.sc.egov.usda.gov/OpenNonWebContent.aspx?content=22526.wba

[11] Institute of Water Research. Michigan State University. 2002. RUSLE Online Soil Erosion Assessment Tool. http://www.iwr.msu.edu/rusle/kfactor.htm

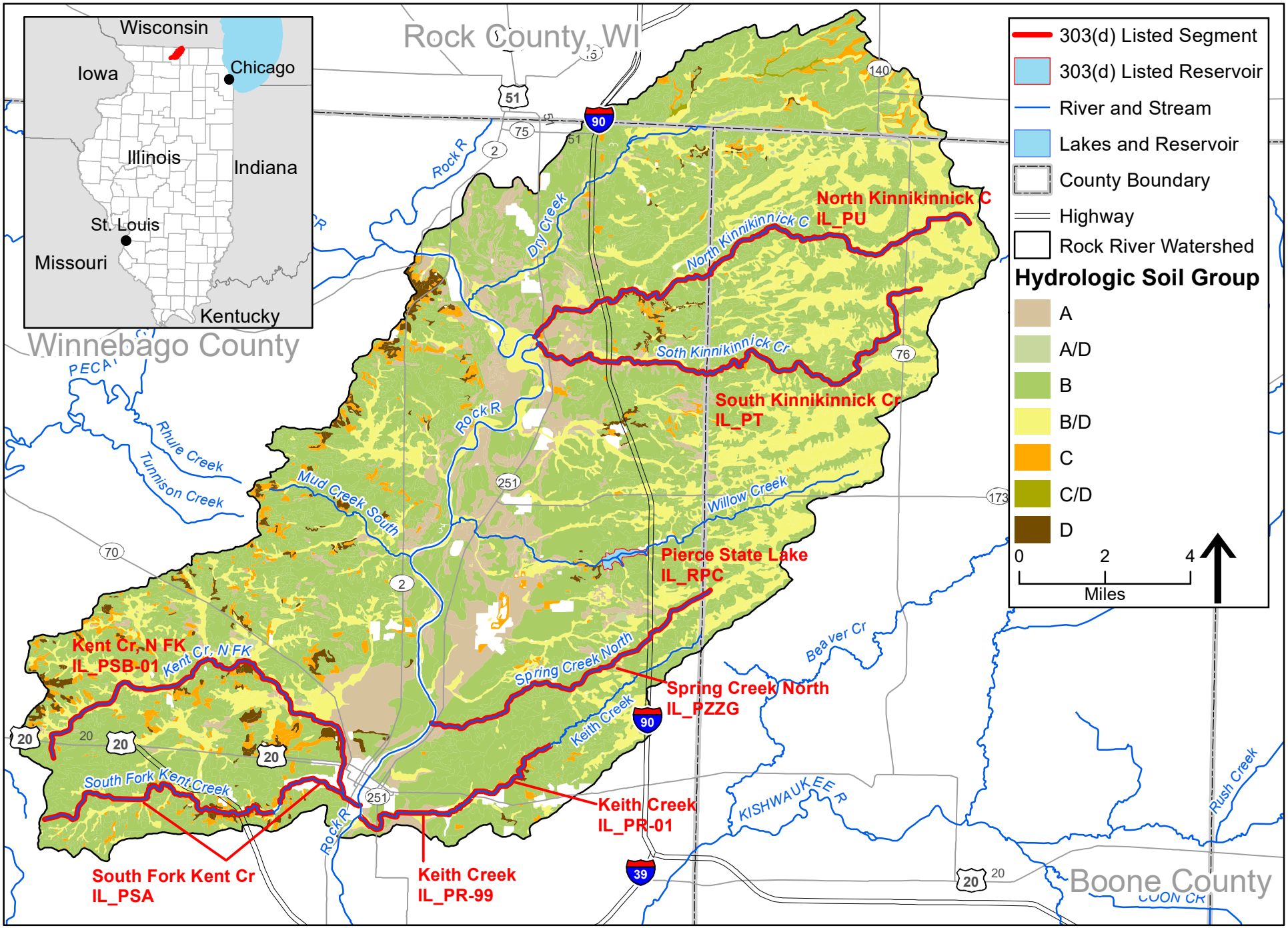

DRAFT

CDM Smith

Figure 2-3: Rock River/Pierce Lake Watershed Soils

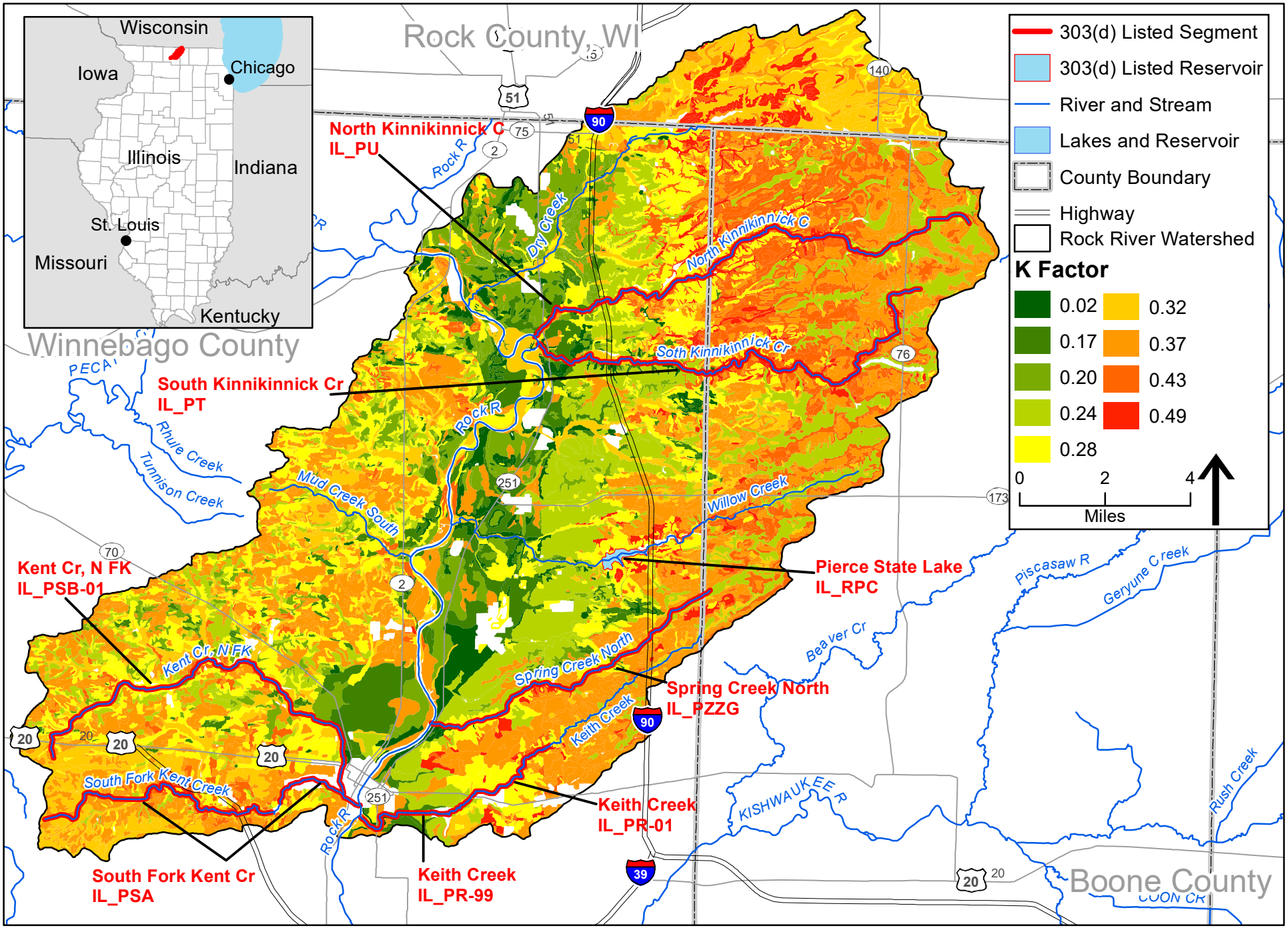

DRAFT

CDM Smith

Figure 2-4: Rock River/Pierce Lake Watershed K-Factor

2.5 Population

The Census TIGER/Line data[12] from the U.S. Census Bureau were reviewed along with shapefiles of census blocks[13] for the entire state of Illinois. All census blocks that have geographic center points (centroids) within the watershed were selected and tallied to provide an estimate of populations in all census blocks both completely and partially contained by the watershed boundary. Given that the optimal size of a census block group is 1,500 people, and 178 block group centroids are within the watershed, it is estimated that approximately 267,000 people reside in the Rock River/Pierce Lake watershed. The major municipalities in the watershed are shown in **Figure 1-1**. The largest urban development in the watershed is the City of Rockford, which lies partially within the watershed and has an estimated population of approximately 147,651 according to the 2018 census.[14]

2.6 Climate and Streamflow

2.6.1 Climate

Northern Illinois has a temperate climate with hot summers and cold, moderately snowy winters. Monthly temperature and precipitation data from Greater Rockford Airport in Illinois (station USW00094822), approximately 3.5 miles south of the watershed, were extracted from the National Centers for Environmental Information database for 1951 through 2019.[15] This station was selected because of its proximity to the watershed and completeness of its dataset.

Table 2-10 contains the average monthly precipitation along with average high and low temperatures for the period of record. The average annual precipitation is approximately 37 inches. Summer months are historically the wettest months while January and February are the driest.

2.6.2 Streamflow

Analysis of the Rock River/Pierce Lake watershed requires an understanding of flow throughout the drainage area. There are three active USGS stream gages[16] throughout the watershed that may be used to estimate stream flows for all impaired segments (**Figure 2-5**). **Table 2-11** summarizes the station information.

---

[12] U.S. Census Bureau. TIGER/Line Shapefiles. https://www.census.gov/geographies/mapping-files/time-series/geo/tiger-line-file.html

[13] U.S. Census Bureau. 2010 Census – Block Maps. https://www.census.gov/geographies/reference-maps/2010/geo/2010-census-block-maps.html

[14] U.S. Census Bureau. QuickFacts. https://www.census.gov/quickfacts/fact/table/rockfordcityillinois,charlestoncityillinois,IL,US/PST045222

[15] National Centers for Environmental Information. Station USW00094822 precipitation data. https://www.ncei.noaa.gov/access/search/index

[16] USGS. National Water Information System. Daily Streamflow Data for Illinois. https://waterdata.usgs.gov/IL/nwis/current/?type=dailydischarge&group_key=basin_cd

Table 2-10 Average Monthly Climate Data for Greater Rockford Airport, Illinois

Month	Average Total Precipitation (inches)	Average Daily Maximum Temperature (degrees F)	Average Daily Minimum Temperature (degrees F)
January	1.4	28.0	11.7
February	1.4	32.7	16.0
March	2.4	44.6	26.4
April	3.8	59.3	37.6
May	3.9	71.1	48.2
June	4.8	80.4	58.2
July	4.2	84.0	62.7
August	4.2	81.9	60.9
September	3.5	75.0	52.4
October	2.8	62.6	40.9
November	2.4	46.6	29.3
December	2.0	33.0	17.8
Total	**36.8**[1]	**58.3**	**38.5**

Note:

[1] Average annual total.

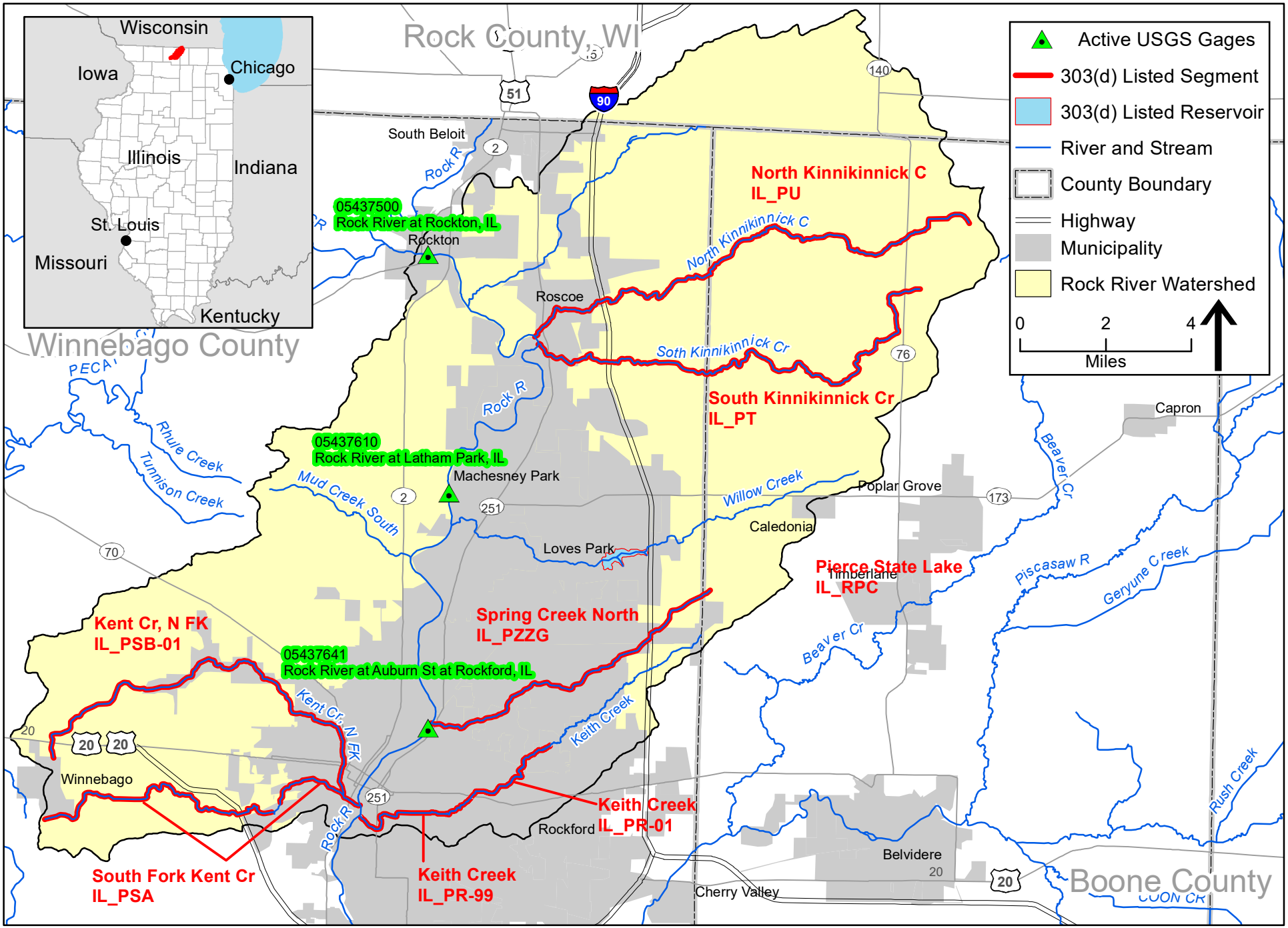

DRAFT

CDM Smith

Figure 2-5: Rock River/Pierce Lake Watershed Active USGS Gages

Table 2-11 USGS Stream Gages

Gage Number	Name	Period of Record
USGS 05437641	Rock River at Auburn St. in Rockford[1]	2002–2020
USGS 05437610	Rock River at Latham Park, IL[1]	2002–2020
USGS 05437500	Rock River at Rockton, IL	1903–2020

Note:
[1] Gaging station data includes gage height measurements only; no discharge values were reported.

Data from these gages can be used to estimate flow values for each impaired stream segment within the Rock River/Pierce Lake watershed for purposes of TMDL development. Estimates of flow values for impaired segments are corrected for each segment's watershed size using the drainage area ratio method represented by the following equation:

$$Q_{gaged}\left(\frac{Area_{ungaged}}{Area_{gaged}}\right) = Q_{ungaged}$$

Where,

Q_{gaged} = Streamflow of the gaged basin

$Q_{ungaged}$ = Streamflow of the ungaged basin

$Area_{gaged}$ = Area of the gaged basin

$Area_{ungaged}$ = Area of the ungaged basin

The assumption behind the equation is that the flow per unit area is equivalent in watersheds with similar characteristics. Therefore, the flow per unit area in the gaged watershed multiplied by the area of the ungaged watershed estimates the flow for the ungaged watershed.

Section 3

Rock River/Pierce Lake Watershed Public Participation

Public knowledge, acceptance, and follow-through are necessary to implement a plan to meet recommended TMDLs and WBPs. It is important to involve the public as early in the process as possible to achieve maximum cooperation and counter concerns regarding the purpose of the process and the regulatory authority to implement any recommendations.

Illinois EPA and CDM Smith held a virtual public meeting on June 30, 2021, to present Stage 1 of TMDL development (Sections 1 through 6 of this report). An additional public meeting will be held at the completion of Stage 3 (Sections 7 through 9 of this report). Comments received through the public meeting process are included in **Appendix D**. This section will be updated following the final public meeting.

This page intentionally left blank.

Section 4

Rock River/Pierce Lake Watershed Water Quality Standards

4.1 Illinois Water Quality Standards

Water quality standards are developed and enforced by the state to protect the designated uses of the state's waterways. In Illinois, the Illinois Pollution Control Board (IPCB) is responsible for setting the water quality standards. Illinois is required to update water quality standards every 3 years in accordance with the CWA. The standards requiring modifications are identified and prioritized by Illinois EPA in conjunction with EPA. New standards are then developed or revised during the 3-year period.

Illinois EPA is also responsible for developing scientifically based water quality criteria and proposing them to the IPCB for adoption into state rules and regulations. The Illinois water quality standards are established in the Illinois Administrative Rules Title 35, Environmental Protection; Subtitle C, Water Pollution; Chapter I, Pollution Control Board; Part 302, Water Quality Standards.[17]

4.2 Designated Uses

The waters of Illinois are classified by designated uses, which include General Use, Public and Food Processing Water Supplies, Lake Michigan Basin, and Secondary Contact and Indigenous Aquatic Life Use.[18] The General Use designation applies to the impairments within the Rock River/Pierce Lake watershed.

4.2.1 General Use

The General Use classification is defined by the IPCB as standards that "are intended to protect aquatic life, wildlife, agricultural, primary contact, secondary contact, and most industrial uses." They are also intended to "ensure the aesthetic quality of the state's aquatic environment and to protect human health from disease or other harmful effects that could occur from ingesting aquatic organisms taken from surface waters of the state."[19] Primary contact uses are protected for all General Use waters whose physical configuration permits such use.

---

[17] Illinois Pollution Control Board. Title 35 Procedural and Environmental Rules. https://pcb.illinois.gov/SLR/IPCBandIEPAEnvironmentalRegulationsTitle35

[18] Illinois Numeric Water Quality Standards for Surface Waters. https://pcb.illinois.gov/documents/dsweb/Get/Document-33354/

[19] Illinois EPA, *Integrated Report*, 9. https://epa.illinois.gov/content/dam/soi/en/web/epa/topics/water-quality/watershed-management/tmdls/documents/2020-2022-ir-final-6-01-22.pdf

4.3 Water Quality Criteria

According to the 2018 and 2020/2022 Illinois EPA Integrated Report[20], aquatic life use assessments in streams are typically based on the interpretation of biological information, physicochemical water data, and physical habitat. The primary biological measures used are the Fish Index of Biotic Integrity, the Macroinvertebrate Index of Biotic Integrity, and the Macroinvertebrate Biotic Index. Physical habitat information used in assessments includes quantitative or qualitative measures of stream-bottom composition and qualitative descriptors of channel and riparian conditions. Physicochemical water data used include measures of conventional parameters (e.g., dissolved oxygen [DO], pH, and temperature), priority pollutants, nonpriority pollutants, and other pollutants.

Table 4-1 and **Table 4-2** present the numeric water quality standards of the potential causes of impairment for both lakes and streams in the Rock River/Pierce Lake watershed based on the 2018 303(d) list.

Table 4-1 Summary of Numeric Water Quality Standards for Potential Causes of Lake Impairments in the Rock River/Pierce Lake Watershed

Parameter	Units	General Use Water Quality Standard	Regulatory Reference
TP	mg/L	0.05[1]	302.205

Note:

[1] The standard applies to inland lakes and reservoirs (greater than 20 acres) and in any stream at the point where it enters any such lake or reservoir.

mg/L = milligrams per liter

Table 4-2 Summary of Numeric Water Quality Standards for Potential Causes of Stream Impairments in the Rock River/Pierce Lake Watershed

Parameter	Units	General Use Water Quality Standard	Regulatory Reference
Arsenic**	µg/L	*Trivalent, dissolved:* Acute = 360 × 1.0* = 360 Chronic = 190 × 1.0* = 190	302.208(e)
pH**	Standard units (SU)	6.5–9.0	302.204
Total Fecal Coliform	Count per 100 mL	*May through October* 200(1), 400(2)	302.209
Zinc*	µg/L	*Dissolved:* Acute = $e^{A+B\ln(H)} \times 0.978$* where A = 0.9035 and B = 0.8473 Chronic = $e^{A+B\ln(H)} \times 0.986$* where A = -0.4456 and B = 0.8473	302.208(e)

Notes:

(1) The geometric mean based on a minimum of five samples collected over not more than a 30-day period.

(2) The standard shall not be exceeded by more than 10 percent of the samples collected during any 30-day period.

** These parameters have been delisted from the 303(d) list in the 2020/2022 Integrated Water Quality Report.

* Conversion factor multiplier for dissolved metals

H = hardness; µg/L – micrograms per liter

[20] Illinois EPA, *Integrated Report*, 17. https://epa.illinois.gov/content/dam/soi/en/web/epa/topics/water-quality/watershed-management/tmdls/documents/2020-2022-ir-final-6-01-22.pdf

Section 5

Rock River/Pierce Lake Watershed Data and Potential Pollutant Sources

To further characterize the Rock River/Pierce Lake watershed, a wide range of data were collected and reviewed. Water quality data for streams and lakes, and information on potential point and nonpoint sources within the watershed were compiled from a variety of data sources. This information is discussed further in this section.

5.1 Water Quality Data

Illinois EPA monitoring programs that contribute data to the assessment of streams include the Ambient Water Quality Monitoring Network, the Pesticide Monitoring Subnetwork, Facility-Related Stream Surveys, Intensive Basin Surveys, and the Fish Contaminant Monitoring Program.[21] Data from numerous historical water quality stations within the Rock River/Pierce Lake watershed were located and reviewed for this report (**Figure 5-1**). These water quality data were primarily provided by Illinois EPA. Stations RPC-1, RPC-2, and RPC-3 on Pierce Lake are part of the Illinois EPA Ambient Lakes Program and were sampled multiple times a year in 2001, 2004, 2011, and 2016. Stations on the impaired stream segments are part of Illinois EPA's Intensive Basin Survey Program, which monitors stations on a 5-year cycle. Additional information on Illinois EPA's monitoring programs can be found in the Water Monitoring Strategy report.[22]

The impaired water body segments in the Rock River/Pierce Lake watershed were presented in Section 1. **Table 1-1** provides impairment information for each segment. Recent and historical data are included in this section and document historical trends and observations. The subsections address both stream and lake impairments, discussing data for the impaired stream segments in the Rock River/Pierce Lake watershed followed by data for the impaired lake in the watershed. Data are summarized by impairment and discussed in relation to the relevant Illinois water quality standard. The data summaries include all available date ranges of data.

5.1.1 Stream Water Quality Data

Seven impaired stream segments exist within the Rock River/Pierce Lake watershed (Keith Creek segments IL_PR-01 and IL_PR-99, North Fork Kent Creek segment IL_PSB-01, South Fork Kent Creek segment IL_PSA, North Fork Kinnikinnick Creek segment IL_PU, South Fork Kinnikinnick Creek segment IL_PT, and Spring Creek – North segment IL_PZZG). Data summaries are presented for the 2018 parameters of concern for stream impairments in this watershed: pH, zinc, arsenic, and fecal coliform. Historical water quality data for the impaired segments of the Rock River/Pierce Lake watershed are provided in **Appendix C**.

---

[21] Illinois EPA. River and stream webpage. https://epa.illinois.gov/topics/water-quality/monitoring/river-and-stream.html

[22] Illinois EPA. 2014. *Illinois Water Monitoring Strategy 2015–2020*. https://www2.illinois.gov/epa/Documents/epa.state.il.us/water/water-quality/monitoring-strategy/monitoring-strategy-2015-2020.pdf

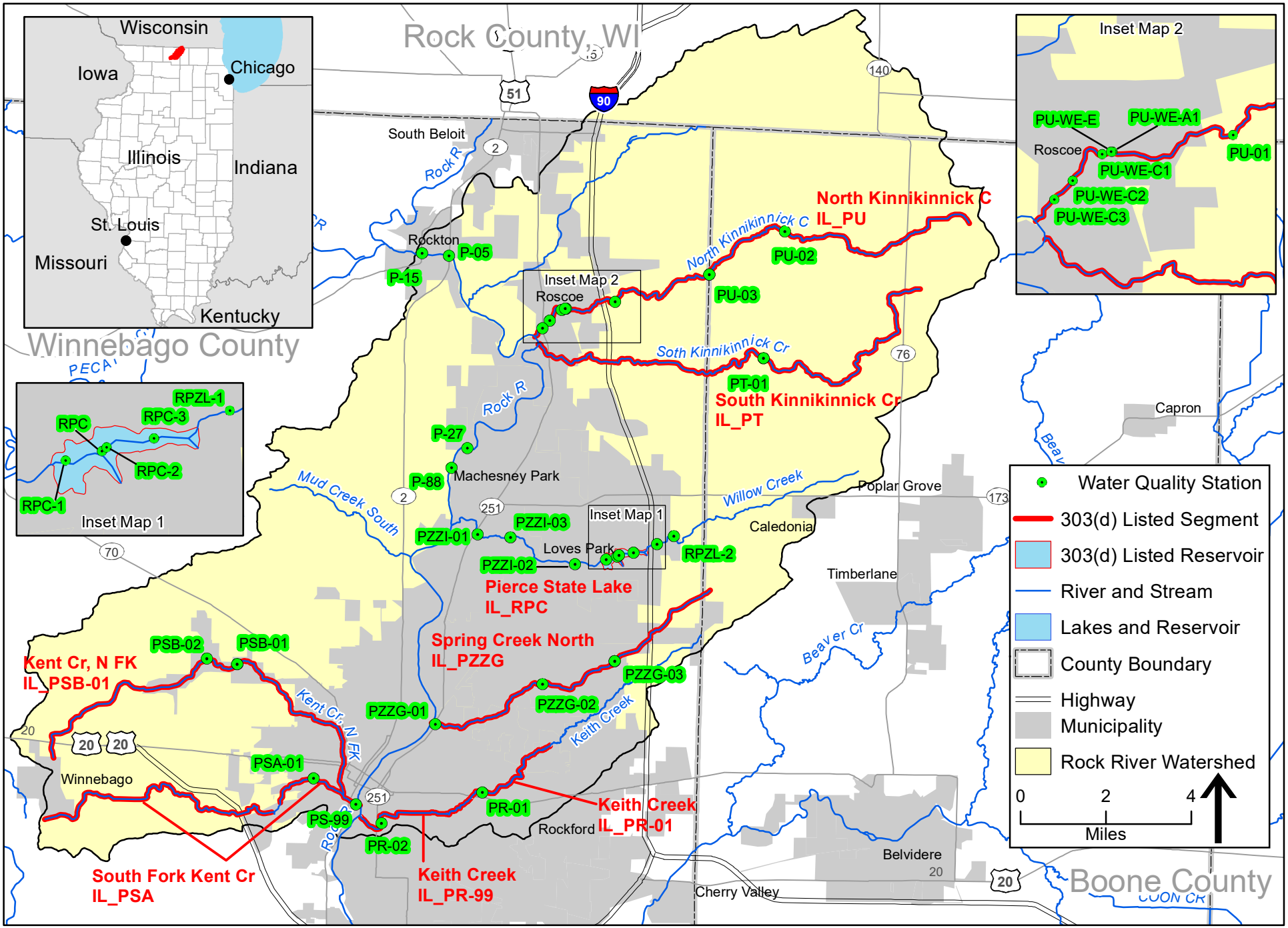

DRAFT

CDM Smith

Figure 5-1: Rock River/Pierce Lake Watershed Water Quality Stations

5.1.1.1 Fecal Coliform

All seven of the impaired stream segments (IL_PR-01, IL_PR-99, IL_PSB-01, IL_PSA, IL_PU, IL_PT, and IL_PZZG) are listed for impairment of the primary contact recreation use caused by elevated fecal coliform concentrations. **Table 5-1** summarizes historical fecal coliform data for this segment. The general use water quality standard for fecal coliform states that the standard of 200 colony forming units (cfu) per 100 milliliters (mL) shall not be exceeded by the geometric mean of at least five samples, nor can 10 percent of the samples collected exceed 400 cfu per 100 mL in protected waters, except as provided in 35 Ill. Adm. Code 302.209(b). Samples must have been collected over a 30-day period or less during May through October. Samples collected between September and October 2019 exceeded the current standard at all locations as shown **Figure 5-2**. **Figure 5-2** shows single sample results compared to statistics-based standards.

Table 5-1 Existing Fecal Coliform Data for Impaired Stream Segments

Stream Segment Name and ID	Period of Record and Number of Data Points[1]	Geometric Mean of All Results (cfu/100 mL)	Maximum Result (cfu/100 mL)	Minimum Result (cfu/100 mL)	Number of Exceedances of the 200 cfu/100 mL Standard[1]	Number of Exceedances of the 400 cfu/100 mL Standard[1]
Keith Creek Segment IL_PR-01	2019; 5	1,500	11,200	602	5	5
Keith Creek Segment IL_PR-99[2]	2019; 5	856	1,870	450	5	5
North Fork Kent Creek Segment IL_PSB-01	2019; 5	645	4,610	72	5	5
South Fork Kent Creek Segment IL_PSA	2019; 5	943	6,490	134	4	3
North Kinnikinnick Segment IL_PU	2019; 5	915	2,480	295	5	4
South Kinnikinnick Segment IL_PT	2019; 5	322	631	189	4	2
Spring Creek – North Segment IL_PZZG	2019; 5	413	1,720	108	4	3

Notes:

1 Samples were collected May through October.

2 Samples were collected at station PR-02.

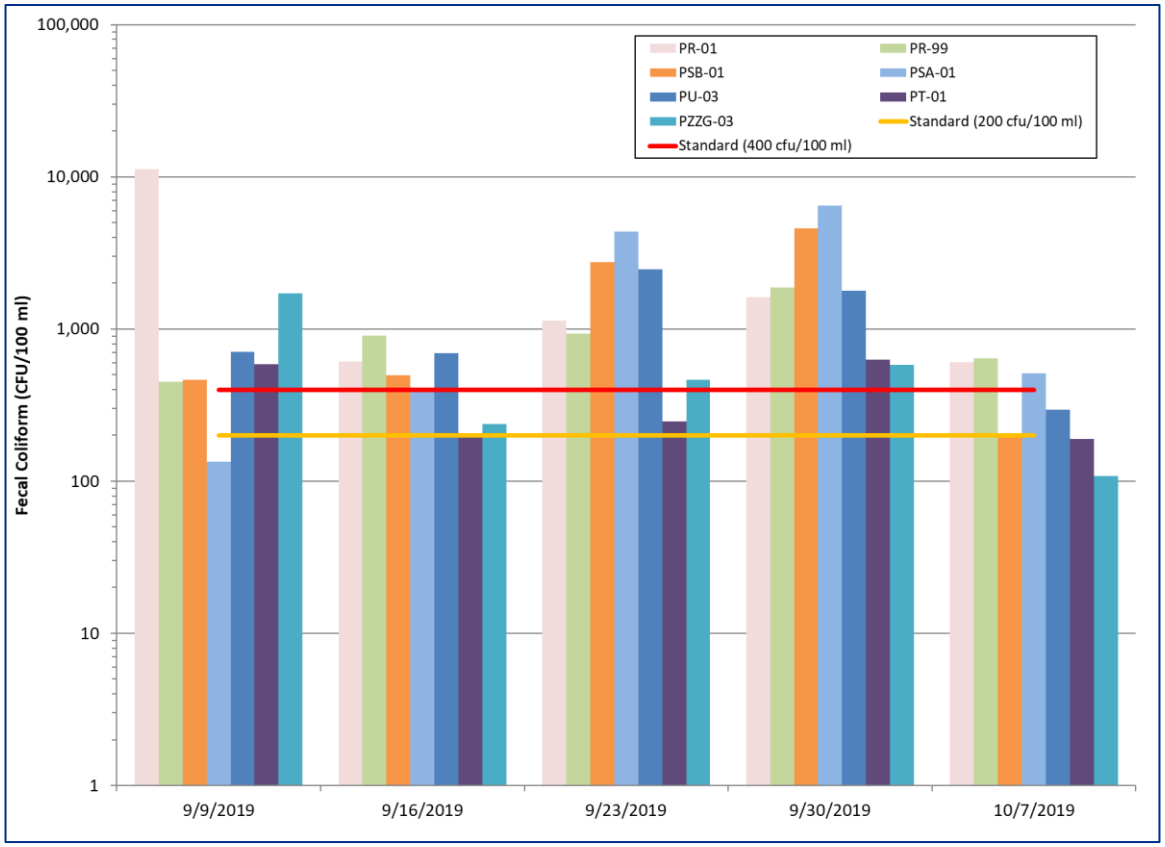

Figure 5-2 Fecal Coliform in Impaired Stream Segments in the Rock River/Pierce Lake Watershed

5.1.1.2 Arsenic

Keith Creek segment IL_PR-99 was listed in 2018 for impairment of the aquatic life use because of elevated arsenic concentrations. **Table 5-2** summarizes, and **Figure 5-3** presents historical arsenic data for this segment. The general use water quality standard for arsenic consists of acute and chronic thresholds. Sampling results for dissolved arsenic at this location are reported as nondetect; therefore, the detection limit value for each sample was applied for the purpose of calculation. However, no results exceeded the acute or chronic water quality standards.

Table 5-2 Existing Arsenic Data for Keith Creek Segment IL_PR-99

Impaired Stream Segment Name and ID	Period of Record and Number of Data Points	Mean Result (µg/L)	Maximum Result (µg/L)	Minimum Result (µg/L)	Number of Acute Exceedances	Number of Chronic Exceedances
Keith Creek Segment IL_PR-99	2008, 2013; 6	3.05[1]	4.45[1]	1.65[1]	0	0

Note:

[1] All dissolved arsenic sample results were reported as nondetect; therefore, the detection limit value was applied for the purpose of calculation.

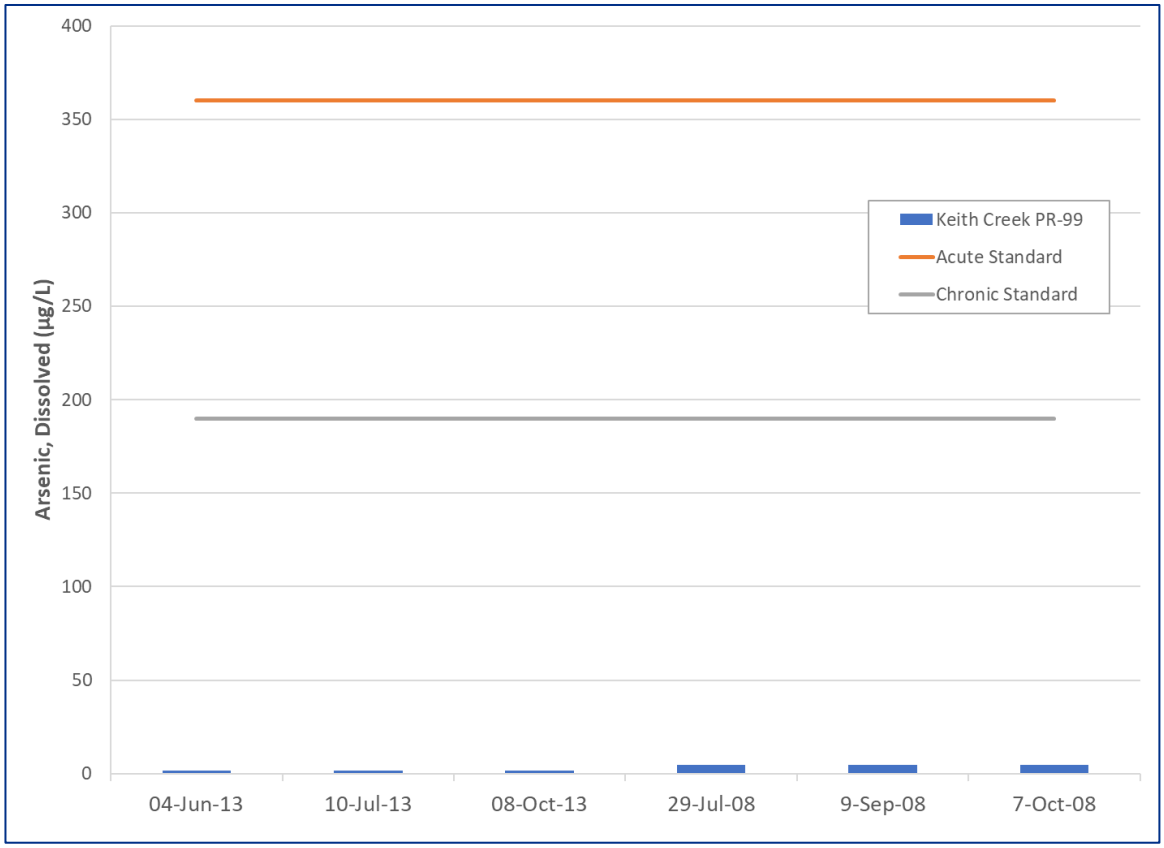

Figure 5-3 Arsenic in Impaired Stream Segment IL_PR-99 of Keith Creek

Since the completion of Stage 1, the 2020/2022 Illinois Integrated Water Quality Report and 303(d) List[23] was approved by EPA on June 30, 2022. Segment IL_PR-99 of Keith Creek was delisted for arsenic from the 2020/2022 303(d) list. Because of the delisting, TMDL development for arsenic in Keith Creek did not continue beyond Stage 1.

5.1.1.3 pH

Keith Creek segment IL_PR-99 was also listed in 2018 for impairment of the aquatic life use because of pH. **Table 5-3** summarizes, and **Figure 5-4** presents historical pH data for this segment. A sample result is considered an exceedance if it is below 6.5 or above 9.0 SU at any time. Only three samples were available for review on this segment. The samples were from 2013 and none of the results were outside the allowable pH range.

Table 5-3 Existing pH Data for Keith Creek Segment IL_PR-99

Impaired Stream Segment Name & ID	Period of Record and Number of Data Points	Mean Result (SU)	Maximum Result (SU)	Minimum Result (SU)	Number of Exceedances
Keith Creek Segment IL_PR-99	2013; 3	8.04	8.34	7.84	0

[23] Illinois EPA. 2022a. *Illinois Integrated Water Quality Report and Section 303(d) List, 2020/2022*. https://epa.illinois.gov/content/dam/soi/en/web/epa/topics/water-quality/watershed-management/tmdls/documents/2020-2022-ir-final-6-01-22.pdf

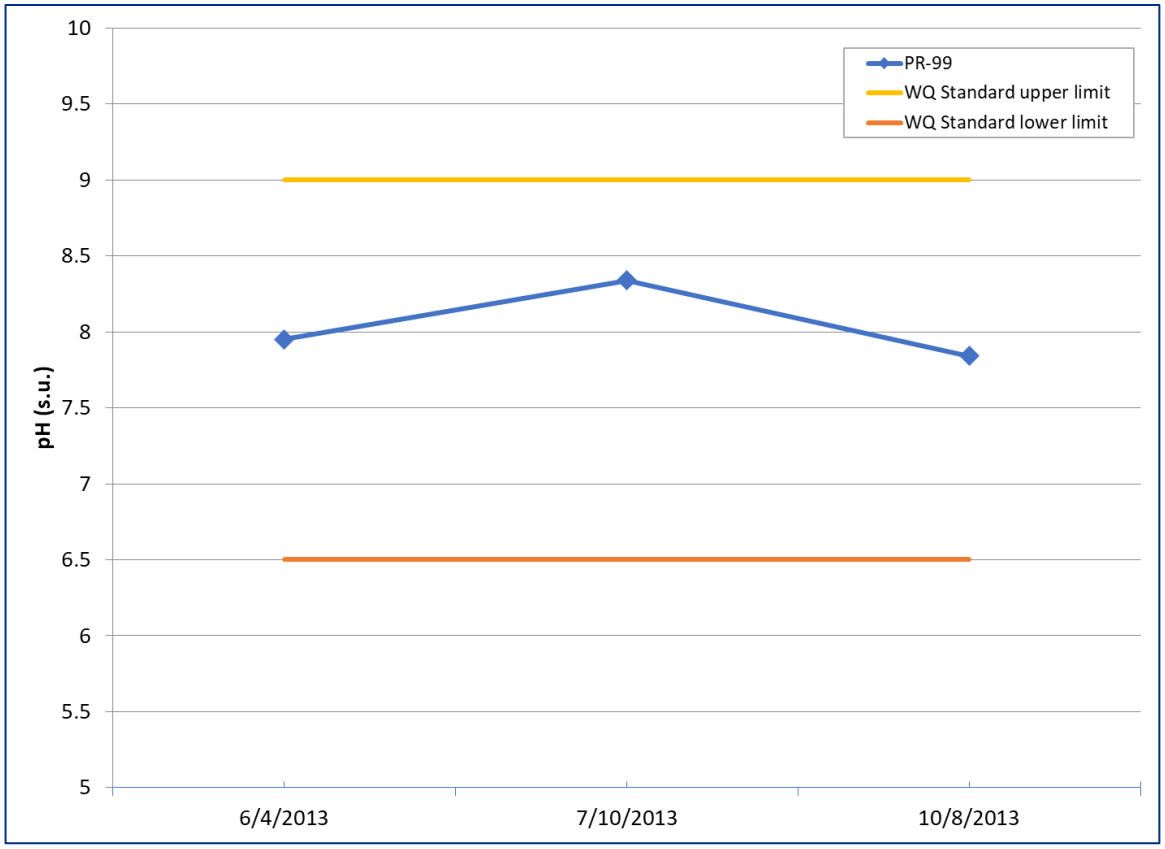

Figure 5-4 pH in Impaired Stream Segment IL_PR-99 of Keith Creek

Since the completion of Stage 1, the 2020/2022 Illinois Integrated Water Quality Report and 303(d) List[24] was approved by EPA on June 30, 2022. Segment IL_PR-99 of Keith Creek was delisted for pH from the 2020/2022 303(d) list. Because of the delisting, TMDL development for pH in Keith Creek did not continue beyond Stage 1.

5.1.1.4 Zinc

Keith Creek segment IL_PR-99 was listed for impairment of aquatic life use because of elevated dissolved zinc concentrations in 2018. **Table 5-4** summarizes historical zinc data for this segment. Both the acute and chronic general use water quality standards for dissolved zinc are calculated standards that vary with the total hardness of the sampled water. The data presented in **Table 5-4** reflect single sample results from the segment compared to the hardness-dependent standard. No exceedances were noted in the dataset for Keith Creek. Three of the six sample results indicate zinc concentrations were below the detection limit of the analytical method employed. For nondetect results, method detection limits were applied. **Figure 5-5** shows the dissolved zinc measurements collected over time on the segment.

[24] Illinois EPA. 2022a. *Illinois Integrated Water Quality Report and Section 303(d) List, 2020/2022*. https://epa.illinois.gov/content/dam/soi/en/web/epa/topics/water-quality/watershed-management/tmdls/documents/2020-2022-ir-final-6-01-22.pdf

Table 5-4 Existing Zinc Data for Keith Creek Segment IL_PR-99

Illinois Water Quality Standard (µg/L)	Period of Record and Number of Data Points	Mean Result (µg/L)	Maximum Result (µg/L)	Minimum Result (µg/L)	Number of Acute Exceedances	Number of Chronic Exceedances
Varies[1]	2008, 2013; 6	2.9[2]	8.8	<0.35[2]	0[2]	0[2]

Notes:

1 The standards are hardness dependent.

2 Method detection limits were applied for nondetect results (half of the samples).

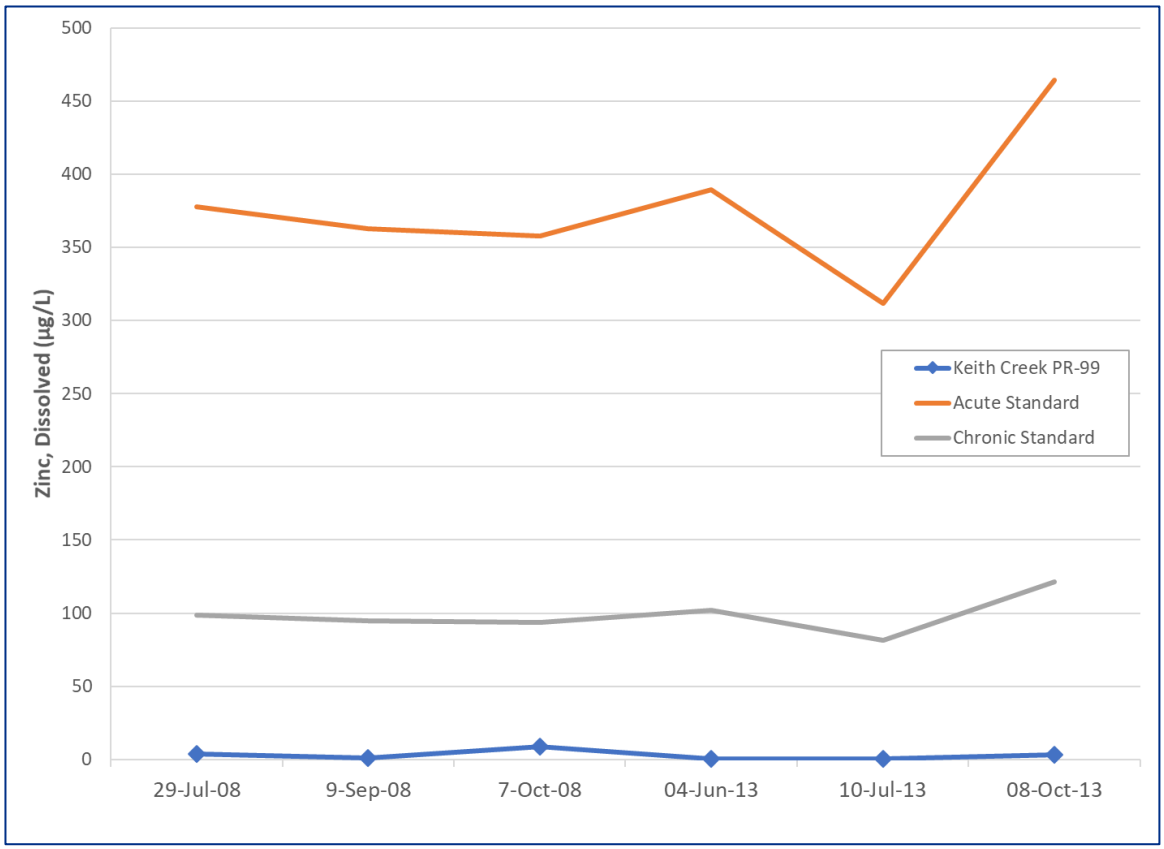

Figure 5-5 Dissolved Zinc in Impaired Stream Segment IL_PR-99 of Keith Creek

Since the completion of Stage 1, the 2020/2022 Illinois Integrated Water Quality Report and 303(d) List[25] was approved by EPA on June 30, 2022. Segment IL_PR-99 of Keith Creek was delisted for zinc from the 2020/2022 303(d) list. Because of the delisting, TMDL development for zinc in Keith Creek did not continue beyond Stage 1.

5.1.2 Pierce Lake Water Quality Data

Pierce Lake is listed for impairment of aesthetic quality use due to elevated TP concentrations. Data are available from three separate water quality monitoring locations within Pierce Lake. The data associated with the impairments in Pierce Lake is presented in **Table 5-5**.

[25] Illinois EPA. 2022a. *Illinois Integrated Water Quality Report and Section 303(d) List, 2020/2022*. https://epa.illinois.gov/content/dam/soi/en/web/epa/topics/water-quality/watershed-management/tmdls/documents/2020-2022-ir-final-6-01-22.pdf

Table 5-5 Data Related to Impairment at Pierce Lake

Pierce Lake Segment IL_RPC; Sample Locations RPC-1, RPC-2, RPC-3		
RPC-1	**Period of Record**	**Number of Samples**
TP	1998, 2001, 2004, 2011, 2016	40
Dissolved Phosphorus	2001, 2004, 2011, 2016	34
Phosphorus in Bottom Deposits	1999, 2001, 2011	3
RPC-2		
TP	1998, 2001, 2004, 2011, 2016	19
Dissolved Phosphorus	2001, 2004, 2011, 2016	16
Phosphorus in Bottom Deposits	No data	No data
RPC-3		
TP	1998, 2001, 2004, 2011, 2016	19
Dissolved Phosphorus	2001, 2004, 2011, 2016	17
Phosphorus in Bottom Deposits	2001, 2011	2

5.1.2.1 Total Phosphorus in Pierce Lake

The applicable water quality standard for TP in Pierce Lake is 0.05 mg/L. Compliance with the TP standard is assessed using samples collected at a 1-foot depth from the lake surface. The number of samples, count of exceedances, and average TP concentrations at a 1-foot depth for each year of data at each monitoring location in Pierce Lake are summarized in **Table 5-6** and shown on **Figure 5-6**. Based on the dataset, TP concentrations collected at a 1-foot depth in Pierce Lake are consistently above the 0.05 mg/L water quality standard. Annual average phosphorus concentrations at all sampling stations decreased from 2011 to 2016. However, annual average phosphorus data from sampling station RPC-3 are consistently above the 0.05 mg/L water quality standard.

Table 5-6 Total Phosphorus at a 1-Foot[1] Depth in Pierce Lake (IL_RPC)

Station ID	Period of Record and Number of Data Points	Mean Result (mg/L)	Maximum Result (mg/L)	Minimum Result (mg/L)	Number of Exceedances
RPC-1	2001, 2004, 2011, 2016; 13	0.094	0.584	0.026	5
RPC-2	2001, 2004, 2011, 2016; 17	0.053	0.115	0.01	7
RPC-3	2001, 2004, 2011, 2016; 17	0.069	0.128	0.029	12

Note:

[1] Excludes samples from 1998 and 1999 that did not specify the collection depth.

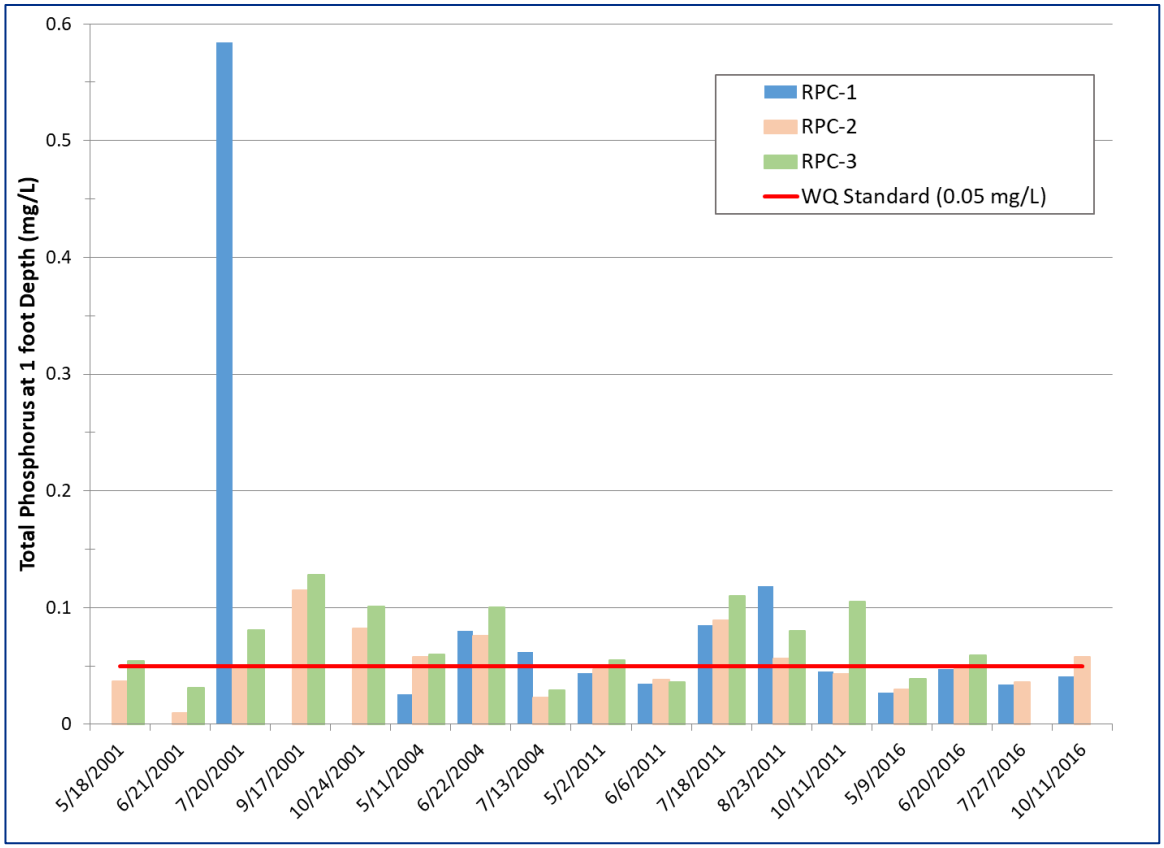

Figure 5-6 Total Phosphorus in Pierce Lake

5.2 Lake Characteristics

Pierce Lake is in Winnebago County, approximately 7 miles northeast of Rockford, Illinois. Pierce Lake is fed by Willow Creek, a tributary of the Rock River. As groundwater is the sole source of water supply for Rockford, the city does not use Pierce Lake as a source for its drinking water.

Pierce Lake has a surface area of 157 acres and a reported maximum depth of 36 feet. The overland watershed draining into Pierce Lake is approximately 8,150 acres. The lake is in a park setting and is adjacent to campgrounds and just downstream of Olson Lake (**Figure 5-7**). The areas immediately adjacent to the lake are primarily grass and forest land. Further to the south, west, and northwest of the lake there is low- and medium-density development; the other surrounding areas are primarily farmland. The lake is used for boating and fishing.

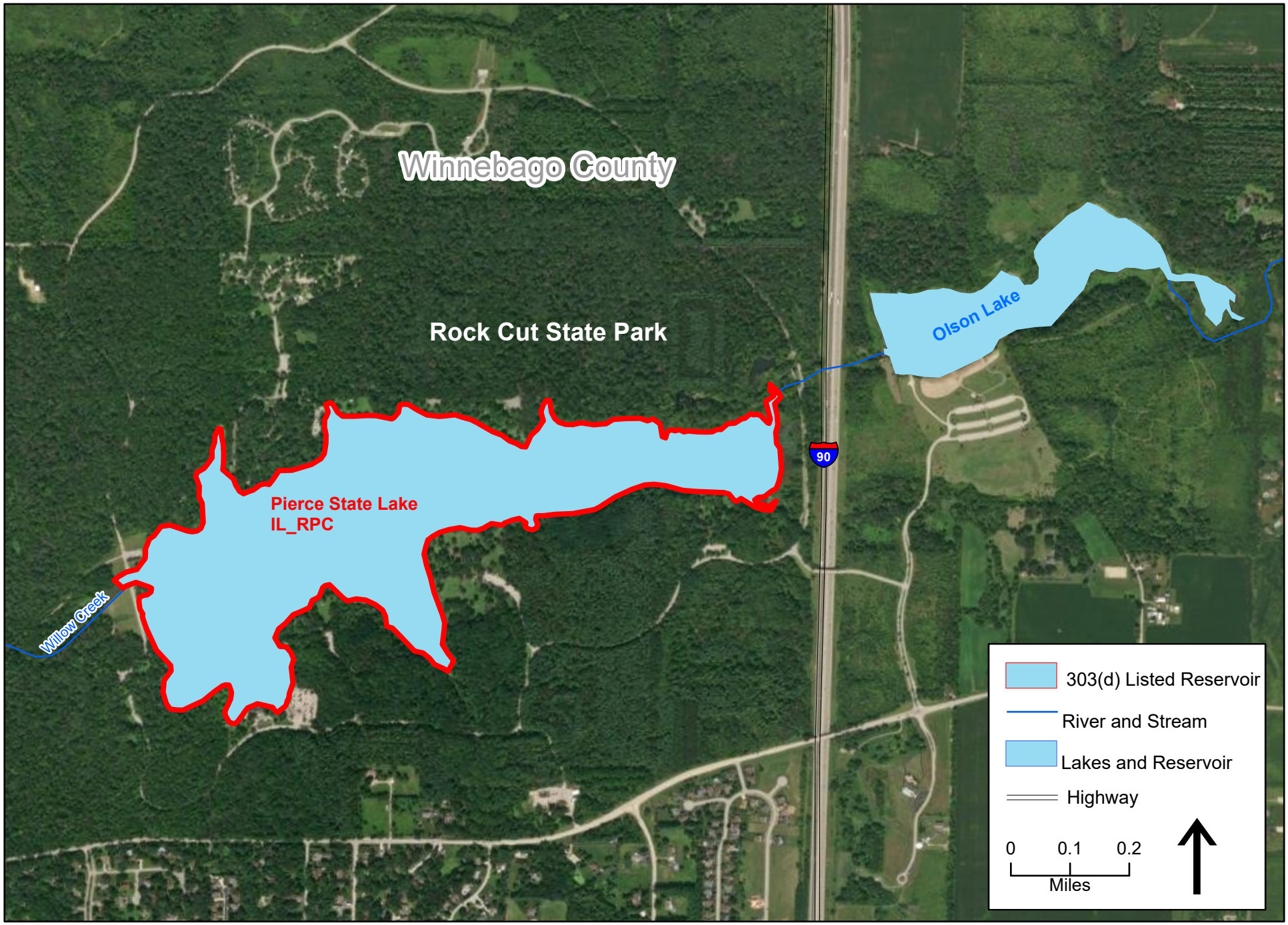

DRAFT

CDM Smith

Figure 5-7: Pierce Lake

5.3 Point Sources

Table 5-7 contains permit information for permitted dischargers in the watershed. **Figure 5-8** shows the locations of each facility. Not all facilities within the watershed discharge upstream of impaired segments. In general, facilities discharging treated domestic wastewater have the potential to affect pathogen, metals, and nutrient concentrations in their receiving waters. Potential pollutants discharged from industrial facilities vary by industry and may or may not contain metals, nutrients, and/or pathogens. National Pollutant Discharge Elimination System (NPDES) facilities with permit limits are required to submit discharge monitoring reports to Illinois EPA and report effluent flows and concentrations.

Table 5-7 Permitted Facilities Discharging within the Rock River/Pierce Lake Watershed

Facility ID	Permittee/Facility Name	Design Average Flow/Design Maximum Flow (million gallons per day)	Receiving Water
IL0050091	Barnes Intl Inc	0.000053[1]	North Fork Kent Creek
IL0003841	Dean Dairy Holdings, LLC	0.106 (average)	North Fork Kent Creek
IL0068403	Buckeye Terminals, LLC – Rockford	0.02/0.36	Drainage Ditch Tributary to Kent Creek
IL0003468	PROPCO, 1354 Clifford Ave LLC	0.1085[2]	Unnamed Tributary of the Rock River
IL0060151	Gleason Cutting Tools Corp	0.005[1]	Unnamed Ditch Tributary to Rock River
IL0054054	IL DNR-Rock Cut State Park	0.0058/0.0117	Unnamed Tributary to Willow Creek
IL0074462	Ingersoll Production Systems	0.0095[3]	Rock River
IL0062782	MPLX Terminals LLC – Rockford LP Terminal	Intermittent	Unnamed Tributary to South Fork Kent Creek
IL0003689	Mondelez Global LLC	0.071[1]	Unnamed Tributary of the Rock River
ILG840190	Northern Illinois Service Co. Bedrock Quarry	0.078[1]	Beaver Creek
IL0003191	Pierce Biotechnology Inc.	0.495[1]	Unnamed Tributary of North Fork of Kent Creek
IL0046566	Progressive Steel Treating Inc.	0.005[1]	Storm Sewer Tributary to the Rock River
IL0079740	William Charles Construction	Intermittent	Unnamed Tributary of Kishwaukee River
IL0061891	Rockford Bolt & Steel	0.001[1]	North Fork Kent Creek
IL0076864	Rockford Park District-Harkins Pool	0.003[1]	Storm Sewer Tributary to North Fork of Kent Creek
IL0066265	GKN Rockford Inc.	0.048[1]	Drainage Ditch Tributary to Rock River
IL0048291	State Street Management-Rockford	0.055[1]	Storm Sewer Tributary to Rock River
IL0002976	Woodward Inc.	1.30[1]	Unnamed Tributary to Rock River
IL0068161	Zenith Cutter Inc.	0.03[1]	Willow Creek

Notes:

[1] Design flow values are based on the current NPDES permit on file.

[2] Value represents the total DAF from outfalls 001 through 006.

[3] Permit terminated in 2021.

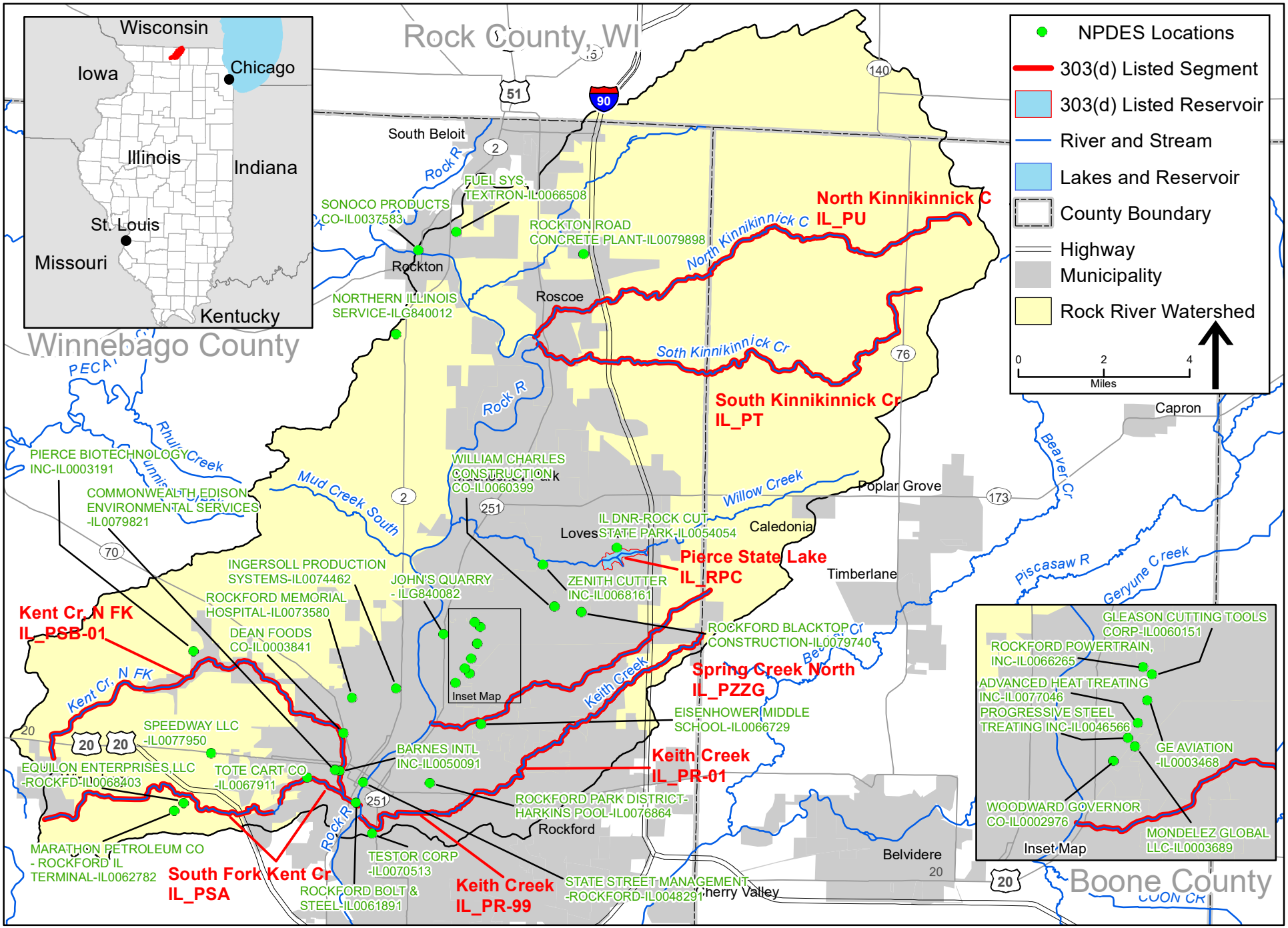

DRAFT

CDM Smith

Figure 5-8: Rock River/Pierce Lake Watershed NPDES Discharge Locations

Municipal separate storm sewer (MS4) permits within the watershed exist for the areas of Loves Park, Rockford Township, Roscoe Township, and Winnebago County. **Table 5-8** shows the acreage in each subbasin covered by each municipality's MS4 permit. MS4 discharges have the potential to impact impaired segments within the watershed and storm sewers/urban runoff were listed as potential sources of fecal coliform on the 303(d) list. Urban runoff through MS4 systems can contribute fecal coliform from urban animal and pet waste, illicit sewer connections and overflows.

Table 5-8 Subbasin Acres Covered by MS4 Permits in the Rock River/Pierce Lake Watershed

Subbasin	Loves Park	Rockford Township	Winnebago County	Roscoe Township
	ILR400379	ILR400118	ILR400505	ILR400120
Keith Creek IL_PR-01	570	4,845		
Keith Creek Segment IL_PR-99		1,603		
South Fork Kent Creek Segment IL_PSA		1,910	660	
North Fork Kent Creek Segment IL_PSB-01		5,761	196	
South Kinnikinnick Creek Segment IL_PT-01				692
North Kinnikinnick Creek Segment IL_PU				1,094
Spring Creek Segment IL_PZZG	629	2,278		

5.4 Nonpoint Sources

There are many potential nonpoint sources of pollutant loading to the impaired segments in the Rock River/Pierce Lake watershed. This section will discuss site-specific cropping practices, animal operations, and area septic systems. Data were collected through communications with the local NRCS, Illinois Soil and Water Conservation Districts (SWCDs), and public health departments.

5.4.1 Crop Information

Approximately 39 percent of the land within the Rock River/Pierce Lake watershed is dedicated to agriculture. Because a portion of the watershed is under cultivation, soil loss from fields is likely a source of sediment and any pollutant attached to the sediment such as nutrients, pathogens, and, potentially, naturally occurring metals. Tillage practices for crops such as corn, soybeans, and grains can be categorized as conventional till, reduced till, mulch till, and no till. The percentage of each tillage practice for corn, soybeans, and small grains by county are generated from County Transect Surveys by the Illinois Department of Agriculture (IDA).[26] Data from 2015 and 2018 surveys are presented in **Table 5-9** through **Table 5-10** for Boone and Winnebago Counties, respectively. Although Rock County in Wisconsin does not have an IDA Transect Survey, the USDA 2017 Census of Agriculture for Wisconsin indicates that of the 302,797 acres of total crop land in Rock County, 39.6 percent used no till practices in 2017 (compared to 25.5 percent in 2012); 31.7 percent used reduced till practices in 2017 (compared

[26] IDA. 2018. Illinois Soil Conservation Transect Surveys. https://agr.illinois.gov/resources/landwater/illinois-soil-conservation-transect-survey-reports.html

to 36.4 percent in 2012); and 17.0 percent used intensive till practices in 2017 (compared to 26.3 percent in 2012).

Table 5-9 Tillage Practices in Boone County, Illinois

Tillage System	Corn		Soybean		Small Grain	
	2015	2018	2015	2018	2015	2018
Conventional	44.6%	62.5%	4.7%	10.8%	81.8%	NA
Reduced Till	22.5%	18.7%	24.0%	17.6%	0.0%	NA
Mulch Till	27.9%	15.1%	34.5%	46.6%	0.0%	NA
No Till	5.0%	3.6%	36.8%	25.0%	18.2%	NA

Note: NA – not available (or zero survey data points); however, the 2017 survey indicates that only no till practices were applied for small grain.

Table 5-10 Tillage Practices in Winnebago County, Illinois

Tillage System	Corn		Soybean		Small Grain	
	2015	2018	2015	2018	2015	2018
Conventional	10.8%	9.6%	1.8%	0.8%	0.0%	0.0%
Reduced Till	39.6%	27.2%	15.9%	10.0%	11.1%	40.0%
Mulch Till	24.3%	29.5%	27.4%	36.4%	88.9%	20.0%
No Till	25.3%	33.7%	54.9%	52.8%	0.0%	40.0%

According to the County Transect Survey Summary Report,[27] fields planted conventionally leave less than 15 percent of the soil surfaced covered with crop residue after planting, while mulch till leaves at least 30 percent of the residue from the previous crop remaining on the soil surface after being tilled and planted. Reduced till falls between conventional and mulch (greater than 15 percent but less than 30 percent), and no till practices leave the soil virtually undisturbed from harvest through planting. Residue is important because it shields the ground from the eroding effects of rain and helps retain moisture for crops.

Information on field drain tile practices was also sought as field drain tiles can influence the timing and amounts of water delivered to area streams and reservoirs and can deliver dissolved nutrients from fields to receiving waters. Local NRCS offices reported that they currently do not keep records on which farms use tile drainage.

5.4.2 Animal Operations

Information on commercial animal operations is available from the NASS. Knowing the number of animal units in a watershed is useful in TMDL development as grazing animals have the potential to increase erosion and contribute nutrients and pathogens through manure. Although watershed-specific data are not available, countywide data for Boone, Rock, and Winnebago

[27] IDA. 2018. Illinois Soil Conservation Transect Survey Reports. https://agr.illinois.gov/content/dam/soi/en/web/agr/resources/landwater/documents/2018-transect-survey-summary-report.pdf

Counties are presented in **Table 5-11** through **Table 5-13**, respectively. Data from 2012 and 2017 have been published on the USDA website.[28,29]

Table 5-11 Boone County, Illinois Animal Population (2012 and 2017 Census of Agriculture)

Livestock Type	2012	2017	Percent Change
Cattle and Calves	5,603	7,040	25.6%
Beef	521	1,141	119.0%
Dairy	1,920	2,424	26.3%
Hogs and Pigs	7,431	6,025	-18.9%
Poultry[1]	1,542[2]	3,277	112.5%
Sheep and Lambs	443	467	5.4%
Horses and Ponies	735	677	-7.9%

Notes:

[1] Poultry census data are inclusive of broilers, layers, pullets, roosters, and turkeys.

[2] No data are available for pullets, broilers, or turkeys; therefore, the percent change may not be accurate.

Table 5-12 Rock County, Wisconsin Animal Population (2012 and 2017 Census of Agriculture)

Livestock Type	2012	2017	Percent Change
Cattle and Calves	45,897	55,784	21.5%
Beef	3,149	4,267	35.5%
Dairy	17,432	19,182	10.0%
Hogs and Pigs	12,884	18,176	41.1%
Poultry[1]	9,272	5,129	-44.7%
Sheep and Lambs	2,878	3,311	15.0%
Horses and Ponies	2,309	1,610	-30.3%

Note:

[1] Poultry census data are inclusive of broilers, layers, pullets, roosters, and turkeys.

Table 5-13 Winnebago County, Illinois Animal Population (2012 and 2017 Census of Agriculture)

Livestock Type	2012	2017	Percent Change
Cattle and Calves	11,556	12,333	6.7%
Beef	1,375	1,730	25.8%
Dairy	2,392	2,700	12.9%
Hogs and Pigs	4,807	3,550	-26.1%
Poultry[1]	4,339	3,036	-30.0%
Sheep and Lambs	512	588	14.8%
Horses and Ponies	1,241	871	-29.8%

Note:

[1] Poultry census data are inclusive of broilers, layers, pullets, roosters, and turkeys.

Table 5-11 through **Table 5-13** show significant cattle, hog, and pig populations within the watershed counties. No concentrated animal feeding operations (CAFOs) were listed for Boone or

[28] NASS. 2019. 2017 Census of Agriculture, Illinois State and County Data. https://www.nass.usda.gov/Publications/AgCensus/2017/Full_Report/Volume_1, Chapter_2_County_Level/Illinois/

[29] NASS. 2014. 2012 Census of Agriculture, Illinois State and County Data. https://agcensus.library.cornell.edu/census_parts/2012-illinois/

Winnebago Counties under the general NPDES permit for CAFOs in Illinois (NPDES Permit No. ILA01),[30] and there are no documented CAFOs within the watershed.

5.4.3 Septic Systems

Most households in rural areas of Illinois that are not connected to municipal sewers make use of on-site sewage disposal systems or septic systems. There are several types of septic systems, but the most common is composed of a septic tank draining to a septic field, where nutrient removal occurs. The degree of nutrient removal is limited by local soils and the extent of system upkeep and maintenance. Across the United States, septic systems have been found to be a significant source of phosphorus pollution.

Information on the extent of sewered and nonsewered municipalities in the Rock River/Pierce Lake watershed was obtained from the county health departments. The Boone County Health Department in Illinois was contacted and a response regarding properties with private septic systems is pending. Additionally, the Winnebago County Health Department in Illinois stated that it does not have a method for geographically searching for septic systems and provided countywide private septic system installations for 2015 to 2018. Health department officials in Rock County, Wisconsin, stated that other than areas within the City of Beloit, properties within the watershed area in Rock County likely rely on private septic systems with a nearly one-to-one relationship between houses and private septic systems. Rock County, however, represents only a small portion of the watershed area.

5.4.4 Internal Phosphorus Loading in Lakes

An additional potential nonpoint source of pollutants for Pierce Lake is in-lake sediments. Nutrients can be bound to soils and as soils erode throughout the drainage area, they accumulate at the bottom of receiving lakes. Internal phosphorus loading can occur when the water above the sediments becomes anoxic, causing the release of phosphorus from the sediment in a form that is available for plant uptake. The addition of bioavailable phosphorus in the water column stimulates more plant growth and die-off, which may perpetuate or create anoxic conditions and enhance the subsequent release of phosphorus into the water. Internal phosphorus loading can also occur in shallow lakes through release from sediments by the physical mixing and reintroduction of sediments into the water column as a result of wave action, winds, boating activity, and other means.

5.5 Watershed Studies and Other Watershed Information

Previous efforts completed within the watershed are listed below. Reports have been reviewed and incorporated into Stage 3 where appropriate and relevant.

1996 – ISWS Miscellaneous Publication 174, *Rock River Basin: Historical Background, Illinois EPA Targeted Watersheds, and Resource-Rich Areas*, April 1996 – The report notes that in 1971, the Wisconsin Department of Natural Resources' Environmental Protection Division indicated that streams within the Wisconsin portion of the Rock River basin receive organic wastes from treated sewage and industrial wastes. In 1994, ISWS reported decreasing nitrate-nitrogen levels in the

[30] Illinois EPA. 2009. NPDES Permit No. ILA01. https://epa.illinois.gov/content/dam/soi/en/web/epa/documents/water/permits/cafo/general-npdes-permit.pdf

basin, which may be because of improved agricultural practices and reduced septic tank use by lakefront communities.[31]

2002 – The Rockford Park District, through a grant from Illinois Department of Natural Resources (IDNR) Conservation 2000 Program, performed an assessment of the morphology, hydrology, aquatic biota, and community use potential of the North Fork of Kent Creek. A copy of the report was provided to Illinois EPA during the Stage 1 public meeting.

2006 – *Illinois EPA Rock River Basin Assessment*, March 2006 – The report identified the phosphorus impairment in Pierce Lake, although none of the other impaired stream segments were identified in the report. Illinois EPA determined that the Rock River and associated tributaries in Winnebago County do not support the designated water uses of swimming and fish consumption. Grant funds were awarded to the City of Rockford to supplement a joint project between the city, Illinois EPA, the Rock River Water Reclamation District, and other Winnebago County communities. The project began in 2003.[32]

2008 – Baetis Environmental performed a watershed modeling study for South Kinnikinnick Creek and North Fork Kent Creek for the Winnebago County Forest Preserve District. The study was funded through a grant from IDNR under the Conservation 2000 Program. The grant was administered on behalf of the Upper Rock River Ecosystem Partnership. A copy of the draft report was provided to Illinois EPA during the Stage 1 public meeting.

2019 – Olson Ecological Solutions' *South Fork Kent Creek Watershed Resource Inventory*, December 2019 – The report identifies the fecal coliform impairment for South Fork Kent Creek. Olson Ecological Solutions performed an evaluation of riparian buffer conditions, erosion rates, and channelization throughout the South Fork Kent Creek subwatershed. Surveys were performed in late October and early November 2019 along approximately 22,000 feet of stream segments for South Fork Kent Creek and its tributaries. About 57 percent of the surveyed segments were found to have poor riparian conditions, 42 percent good condition, and 3 percent fair condition. Streambank erosion was also noted for surveyed stream segments. Mapping and modeling efforts identified low-intensity developed areas as a significant source for bacteria pollutants in the subwatershed.[33]

---

[31] Sinclair, R.A. 1996. *Rock River Basin: Historical Background, Illinois EPA Targeted Watersheds, and Resource-Rich Areas.* https://www.ideals.illinois.edu/items/49939

[32] Illinois EPA. 2006. Rock River Basin Assessment: An Overview of the Rock River Watershed in Illinois. https://epa.illinois.gov/content/dam/soi/en/web/epa/documents/water/watershed/facility-planning/rock-basin.pdf

[33] Adams, K., and R. Olson. 2019. South Fork Kent Creek Watershed Resource Inventory. https://wincoil.gov/images/departments/Highway/Plans/sfkc_final_inventory_12.29.2020.pdf

This page intentionally left blank.

Section 6

Approach to Developing Total Maximum Daily Loads and Identifying Data Needs

The range of analyses used for developing TMDLs varies from simple to complex. Examples of a simple approach include mass-balance, load duration, and simple watershed and receiving water models. Detailed approaches incorporate the use of complex watershed and receiving water models. Simplistic approaches typically require less data than detailed approaches and therefore these are the analyses recommended for the Rock River/Pierce Lake watershed. Establishing a link between pollutant loads and resulting water quality is one of the most important steps in developing a TMDL. As discussed above, this link can be established through a variety of techniques. The remainder of this section recommends approaches for establishing these links for the constituents of concern in the Rock River/Pierce Lake watershed.

6.1 Additional Data Needs for Total Maximum Daily Load Development in the Rock River/Pierce Lake Watershed

Table 6-1 summarizes information regarding data availability for all impairments to be addressed by TMDLs in the Rock River/Pierce Lake watershed. The datasets for fecal coliform and/or phosphorus impairments on Keith Creek, North Fork Kent Creek, South Fork Kent Creek, North Kinnikinnick Creek, South Kinnikinnick Creek, Spring Creek – North, and in Pierce Lake are generally sufficient for basic TMDL calculations and model development. Additional data collection is not needed for impairment confirmation for the remaining parameters listed for Keith Creek (PR-99) because these parameters have been removed from the 2020/2022 303(d) list and TMDL development did not progress beyond Stage 1 investigations.

Table 6-1 Data Availability for Total Maximum Daily Load Development in the Rock River/Pierce Lake Watershed

Impaired Segment	Impairment Parameter	Period of Record	Data Count	Additional Data Needs
Keith Creek (IL_PR-01)	Fecal Coliform	2019	5	None
Keith Creek (IL_PR-99)	Fecal Coliform	2019	5	None
	Arsenic[1]	2008, 2013	6	**None – parameter removed from 2020/2022 303(d) list**
	pH[1]	2013	3	**None – parameter removed from 2020/2022 303(d) list**
	Zinc[1]	2008–2013	3	**None – parameter removed from 2020/2022 303(d) list**
North Fork Kent Creek (IL_PSB-01)	Fecal Coliform	1985, 2019	8	None
South Fork Kent Creek (IL_PSA-01)	Fecal Coliform	2019	5	None
North Kinnikinnick Creek (IL_PU-03)	Fecal Coliform	2019	5	None

Impaired Segment	Impairment Parameter	Period of Record	Data Count	Additional Data Needs
South Kinnikinnick Creek (IL_PT-01)	Fecal Coliform	2019	5	None
Spring Creek – North (IL_PZZG-03)	Fecal Coliform	2019	5	None
Pierce Lake (IL_RPC)	TP	1998–2004	43	None

Note:

[1] **These parameters were included on the 2018 303(d) list when this TMDL report was initiated. The parameters have since been removed from the 2020/2022 303(d) list.**

6.2 Approaches for Developing Total Maximum Daily Loads for Stream Segments

The recommended approach for developing TMDLs for fecal coliform in streams in the Rock River/Pierce Lake watershed is the load duration curve (LDC) method. The LDC methodology uses the cumulative frequency distribution of stream flow and pollutant concentration data to estimate the allowable loads for a water body.

6.3 Approach for Developing Total Maximum Daily Load for Pierce Lake

Pierce Lake is listed for impairment of the aesthetic quality use because of elevated TP concentrations. The BATHTUB model[34] is typically recommended for TMDL development for lake and reservoir impairments such as those in Pierce Lake. The BATHTUB model performs steady-state water and nutrient balance calculations in a spatially segmented hydraulic network that accounts for advective and diffusive transport, and nutrient sedimentation. The model relies on empirical relationships to predict lake trophic conditions and subsequent DO conditions as functions of TP and nitrogen loads, residence time, and mean depth. Oxygen conditions in the model are simulated as meta- and hypolimnetic depletion rates, rather than explicit concentrations. Watershed loadings to the lakes will be estimated using event mean concentration data, precipitation data, and estimated flows within the watershed.

Another option for the TP TMDL for Pierce Lake is CDM Smith's Simplified Lake Analysis Model (SLAM). SLAM was developed specifically to address an identified need for a practical and low-cost water quality model focused on lake eutrophication that could be easily and simply applied in planning studies by a wide range of end-users. The model was originally developed as an enhanced version of the BATHTUB model and retains many of the core algorithms of that model.

SLAM calculates lake mass and flow balances on a daily time step assuming one or more well-mixed lake zones. Each zone follows the conceptual model, often referred to as a continuously stirred tank reactor, whereby complete and immediate mixing is assumed for each zone in both the vertical and horizontal directions. The model targets the key parameters important for eutrophic lakes: phytoplankton (as chlorophyll a), phosphorus (P), and nitrogen (N), and can be

[34] Walker, W.W. 1996. Software for Eutrophication Assessment and Prediction: FLUX, PROFILE, BATHTUB. http://www.wwwalker.net/bathtub/

easily modified to aid in assessment of unrelated conservative parameters such as total suspended solids (TSS).

SLAM also includes a state-of-the-art dynamic sediment nutrient flux module. This module calculates internal nutrient loads from the sediments to the water column as a function of shallow sediment nutrient dynamics and diffusive exchanges between sediment pore water and the overlying water column. Internal nutrient loads are a key component of many eutrophic lakes, particularly small and/or shallow lakes with large catchment areas. The inclusion of dynamic and rigorous sediment nutrient calculations within a practical planning level water quality model distinguishes SLAM from most other published lake water quality models and is a particularly appealing feature for this application.

This page intentionally left blank.

Section 7

Methodology Development for Load Reduction Calculations in the Rock River/Pierce Lake Watershed

7.1 Methodology Overview

Table 7-1 contains information on the methodologies selected and used to develop TMDLs for impaired segments within the Rock River/Pierce Lake watershed.

Table 7-1 Methodologies Used to Develop Calculated Reduction Goals in the Rock River/Pierce Lake Watershed

Segment ID	Segment Name	Cause of Impairment	Methodology
IL_PR-99	Keith Creek	Fecal Coliform	LDC TMDL
IL_PR-01	Keith Creek	Fecal Coliform	LDC TMDL
IL_PSB-01	North Fork Kent Creek	Fecal Coliform	LDC TMDL
IL_PSA-01	South Fork Kent Creek	Fecal Coliform	LDC TMDL
IL_PU-03	North Kinnikinnick Creek	Fecal Coliform	LDC TMDL
IL_PT-01	South Kinnikinnick Creek	Fecal Coliform	LDC TMDL
IL_PZZG-03	Spring Creek – North	Fecal Coliform	LDC TMDL
IL_RPC	Pierce Lake	TP	SLAM TMDL

7.1.1 Load Duration Curve Overview

A LC analysis was performed for fecal coliform in the impaired segments through the development of LDCs. An LDC is developed to show a graphical representation of the maximum load of a pollutant that a stream segment can assimilate over a range of flow scenarios while still meeting the instream water quality standard. As discussed in Section 4 of this report, assessment of fecal coliform data against the water quality standard is based on the geometric mean of a minimum of five samples collected in a 30-day period. Because of limited data, and as a conservative measure, individual sample values are shown on the LC curves and used to calculate the load reductions needed.

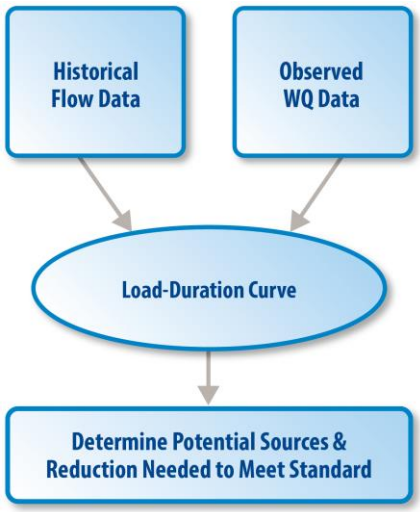

7.1.2 Simplified Lake Assessment Model (SLAM) Overview

Historically, the BATHTUB model has been a commonly used tool for simplified assessments of nutrient (TP, ammonia) and nutrient-related impairments (chlorophyll a, pH, DO) in lakes. However, the BATHTUB model may not be the most efficient approach to developing this type of TMDL as it does not provide explicit modeling of the major lake and sediment interactions that

are important drivers of nutrient issues in Pierce Lake. The BATHTUB model also relies on a dated platform that is less user friendly than other options and is primarily setup to model nutrient fate and transport on an annual basis. While annual time step models have their place, they can often miss important seasonal dynamics that drive lake water quality.

As an alternative to BATHTUB, CDM Smith's SLAM software was used to develop the TMDL for the TP impairment in Pierce Lake. SLAM calculates lake mass and flow balances on a daily time step, assuming one or more well-mixed lake zones. Each zone follows the conceptual model often referred to as a ”continuously stirred tank reactor", whereby complete and immediate mixing is assumed for each zone in both the vertical and horizontal directions. This assumption makes the model well suited for Pierce Lake, which is generally well-mixed and can justifiably be divided into a limited number of small zones.

SLAM also includes a state-of-the-art dynamic sediment nutrient flux module. This module calculates internal nutrient loads from the sediments to the water column as a function of shallow sediment nutrient dynamics and diffusive exchanges between sediment pore water and the overlying water column. Internal nutrient loads are a key component of many eutrophic lakes, particularly small and/or shallow lakes with large catchment areas, as is the case with Pierce Lake.

7.2 Methodology Development – Load Duration Curves

LDCs are used for assessment and comparison of the range of loads allowable throughout the flow regime of a stream. This approach was used to characterize the current loading of fecal coliform for the impaired segments within the Rock River/Pierce Lake watershed.

7.2.1 Watershed Delineation and Flow Estimation

Watersheds contributing directly to the impaired stream segments at the data collection stations were delineated with GIS analyses through use of elevation data, as discussed in Section 2.2. The watershed delineations result in the following estimates of directly contributing subbasin areas used for each impaired segment’s LDC development:

- Keith Creek IL_PR-99: 13.8 square miles
- Keith Creek IL_PR-01: 11.3 square miles
- North Fork Kent Creek IL_PSB-01: 30.4 square miles
- South Fork Kent Creek IL_PSA-01: 15.7 square miles
- North Kinnikinnick Creek IL_PU-03: 20.2 square miles
- South Kinnikinnick Creek IL_PT-01: 21.2 square miles
- Spring Creek – North IL_PZZG-03: 6.4 square miles

Figure 7-1 shows the location of the water quality stations on each segment and the boundaries of the GIS-delineated watersheds.

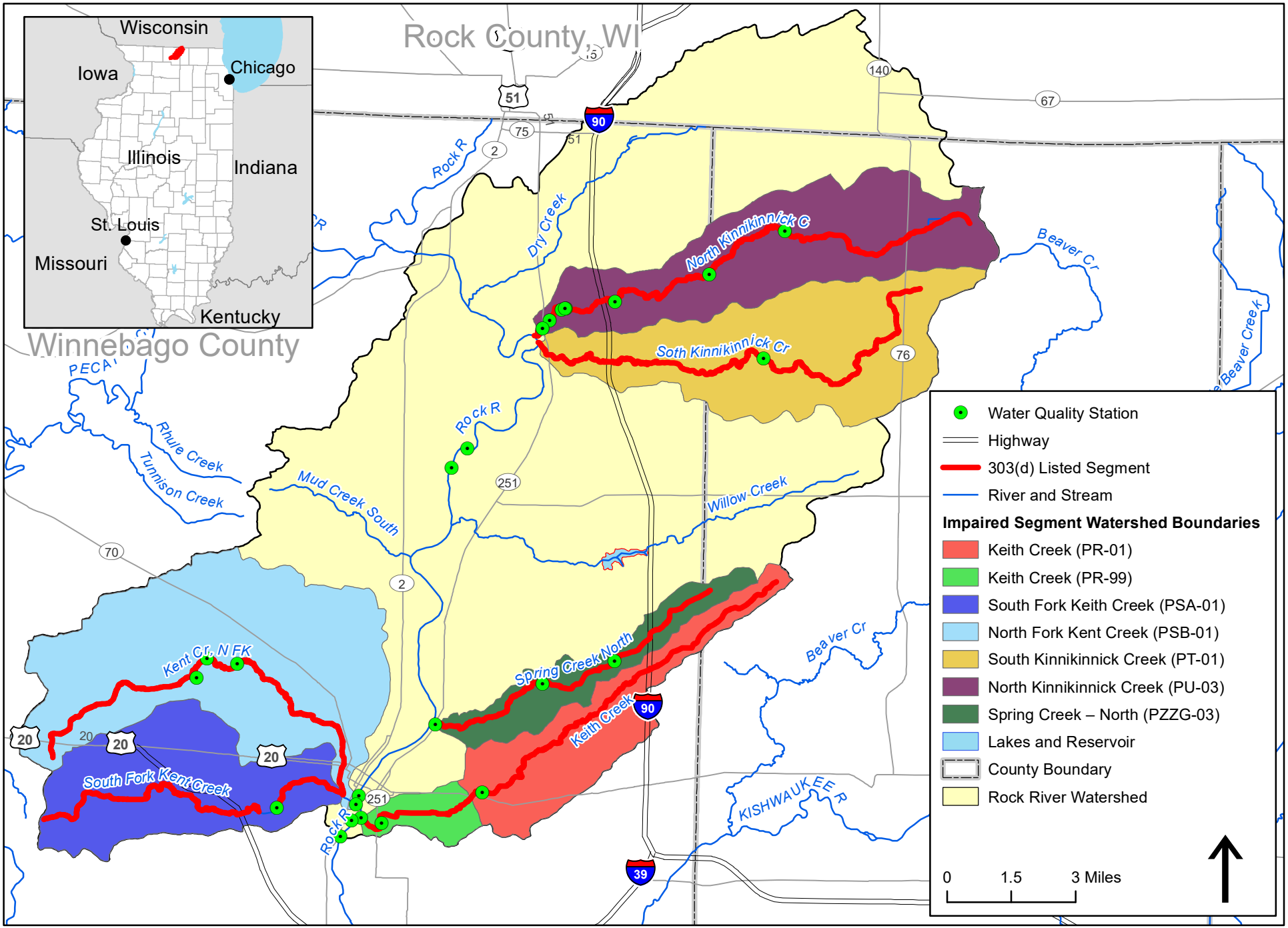

DRAFT

Figure 7-1: Watershed Boundaries and Water Quality Sampling Locations for Impaired Stream Segments within the Rock River/Pierce Lake Watershed

CDM Smith

Flow data corresponding to each water quality sample is needed to create an LDC. As discussed in Section 2.6.2, there were three active USGS stream gages in the Rock River/Pierce Lake watershed. However, all three of the active gages in the watershed are on the mainstem of the Rock River and have very large contributing areas (greater than 6,000 square miles), whereas the impaired basins within the watershed have much smaller drainage areas (less than 50 square miles). More accurate subbasin flows were estimated using a surrogate gage in a nearby subbasin with a similar drainage area (78 square miles) and land use characteristics as the impaired segments. The South Branch Kishwaukee River at Dekalb, Illinois gage (05437500) was used as the surrogate gage to estimate stream flows for the impaired stream segments within the Rock River/Pierce Lake watershed using the drainage area ratio method.

Data downloaded through USGS for the surrogate gage from 1990 to 2021 were adjusted to account for point source influences in the watershed upstream of the gaging station. Average daily flows from all NPDES permitted facilities upstream of the surrogate USGS gage were subtracted from the gaged flow prior to flow per unit area calculations. The resulting estimates account for flows associated with precipitation and overland runoff only. Average daily flows from permitted NPDES discharges upstream of the impaired segments in the Rock River/Pierce Lake watershed were then added back into the equation to more accurately reflect estimated daily streamflow conditions in a given segment. Spreadsheets used for the area ratio flow calculations are provided in **Appendix E**.

7.2.2 Fecal Coliform Load Duration Curves

The general use water quality standard for fecal coliform states that the standard of 200 cfu/100 mL shall not be exceeded by the geometric mean of at least five sample results, nor can 10 percent of the samples collected exceed 400 cfu/100 mL in protected waters, except as provided in 35 Illinois Administrative Code 302.209(b). Fecal coliform concentration data for the Rock River/Pierce Lake impaired segments obtained during TMDL development were paired with the corresponding flows for the sampling dates and plotted against the LDC, representing the most restrictive instream standard of 200 cfu/100 ml.

Figure 7-2 through **Figure 7-8** show the 200 cfu/100 ml LDC for the impaired segments within the watershed as a solid blue line, and the observed pollutant loads as points on the graph. **Appendix E** contains the spreadsheets used for the calculation of fecal coliform LDCs for impaired segments within the Rock River/Pierce Lake watershed.

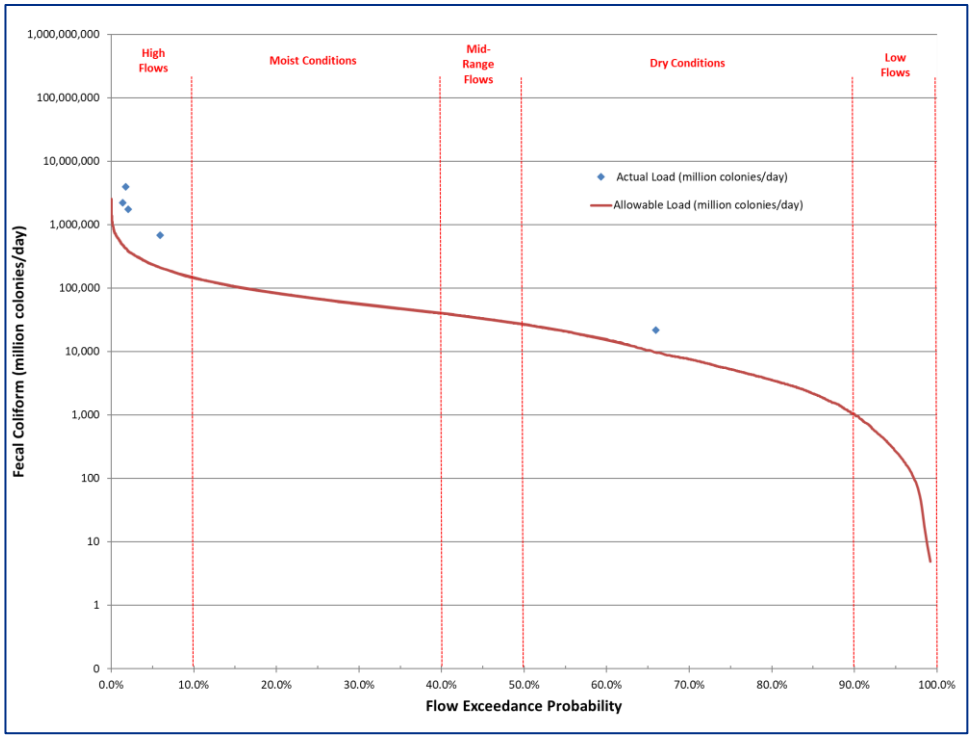

Figure 7-2 Load Duration Curve for Fecal Coliform in Keith Creek Segment IL_PR-99

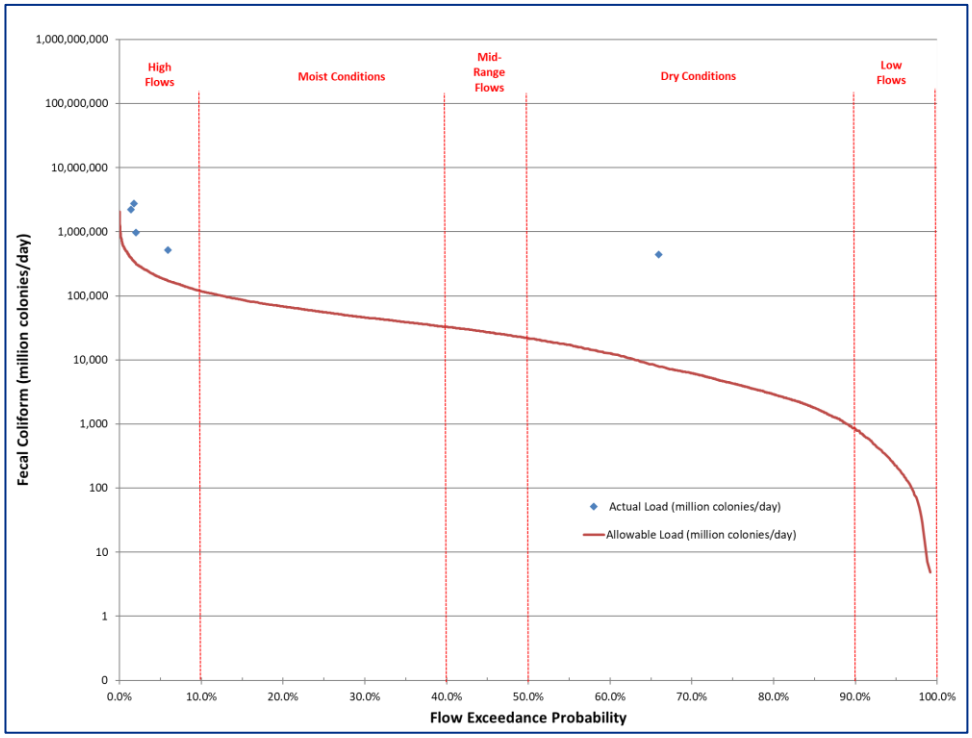

Figure 7-3 Load Duration Curve for Fecal Coliform in Keith Creek Segment IL_PR-01

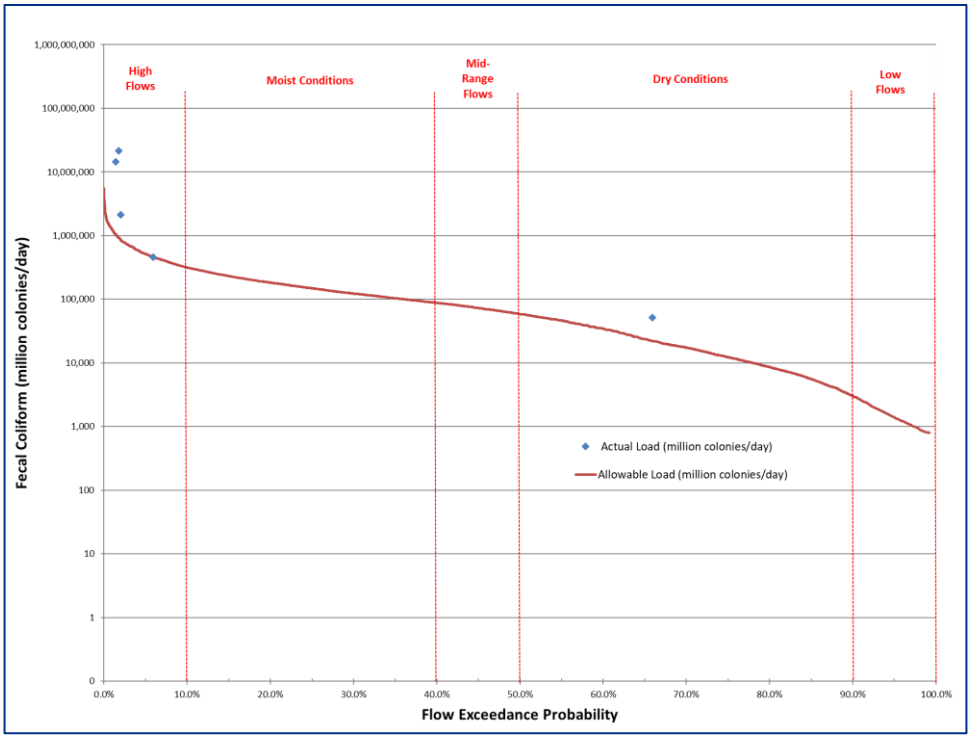

Figure 7-4 Load Duration Curve for Fecal Coliform in North Fork Kent Creek Segment IL_PSB-01

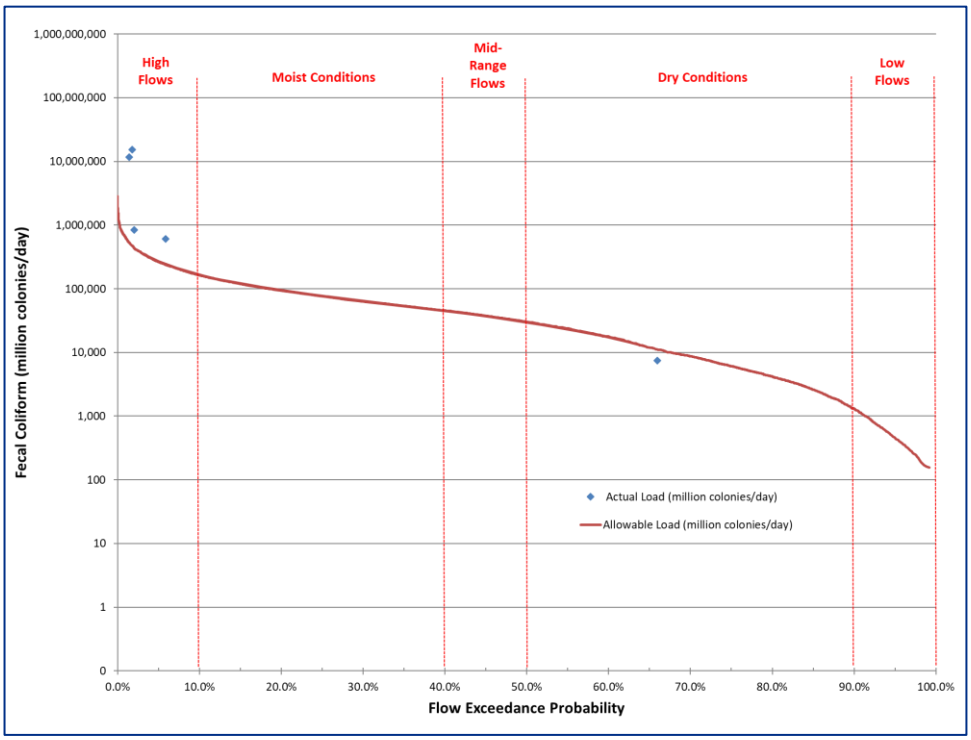

Figure 7-5 Load Duration Curve for Fecal Coliform in South Fork Kent Creek Segment IL_PSA

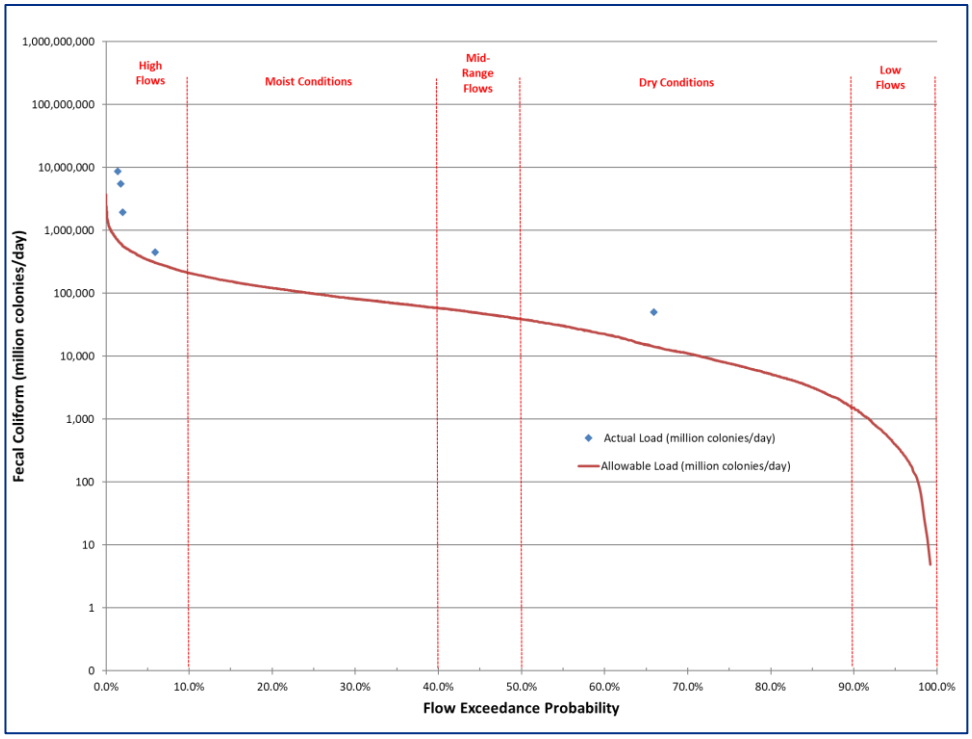

Figure 7-6 Load Duration Curve for Fecal Coliform in North Kinnikinnick Creek Segment IL_PU

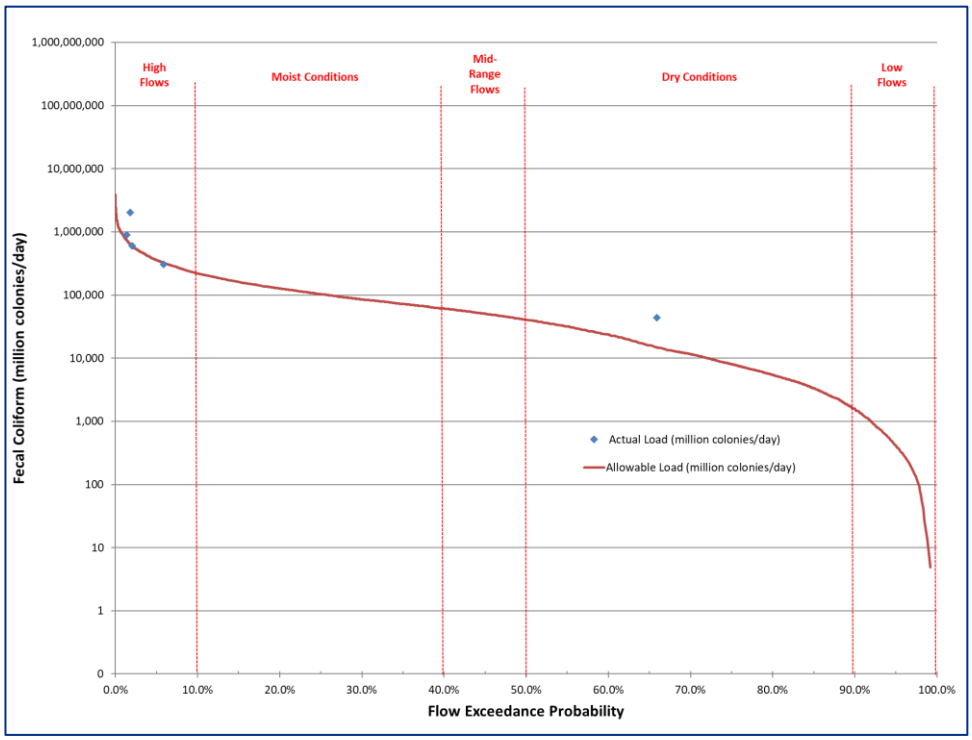

Figure 7-7 Load Duration Curve for Fecal Coliform in South Kinnikinnick Creek Segment IL_PT-01

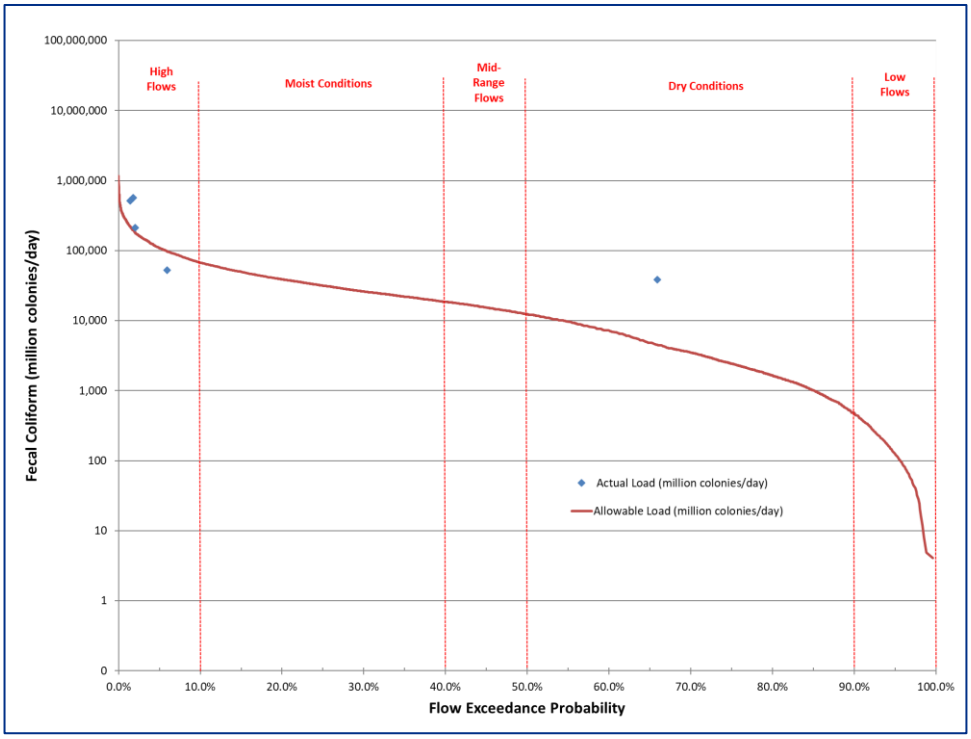

Figure 7-8 Load Duration Curve for Fecal Coliform in Spring Creek Segment IL_PZZG

7.3 Methodology Development – Simplified Lake Assessment Model

SLAM relies on the following primary categories of inputs:

- Model segmentation: number of geographically distinct segments of a lake to be modeled, flow direction, and an estimate of longitudinal dispersion between segments.
- Lake morphology and hydraulics: surface area, average and maximum depth, volume, inflows, mixing lengths, thermal stratification.
- Watershed inflows: dynamic or steady loads and flows to the lake from the draining watershed.
- In-lake nutrients dynamics: initial water column concentrations, particulate phosphorus nutrient settling velocities, dissolved nutrient uptake rates, and settled nutrient burial fractions. Note that seasonality factors may be included to account for expected variations in settling velocity and nutrient uptake.
- Sediment layer dynamics: sediment characteristics and kinetic rates used for calculating nutrient fluxes.

Input parameters specific to the Pierce Lake model are described in the section that follows. Model documentation can be found in **Appendix F**.

7.3.1 Pierce Lake Model Construction

A numerical model of Pierce Lake phosphorus dynamics was constructed, using SLAM, to quantify a TMDL for the lake. The constructed model simulates a recent 11-year period (2010 to 2020) with a daily time step. The model was roughly calibrated using site-specific data and subsequently applied to calculate a total load reduction required to achieve the TMDL target. The TMDL target for TP in Pierce Lake is 0.05 mg/L.

7.3.1.1 Model Segmentation

Pierce Lake was simulated with a single well-mixed zone. Although well-mixed laterally, water quality observations suggest seasonal stratification in the lake. Therefore, seasonal stratification was prescribed in the model, occurring from May through September. An assumed hypolimnion depth of 30 percent of the total lake depth was prescribed for this period, based on the limited available water quality data measured at depth.

The sampling locations and watershed boundary are shown on **Figure 7-9.**

7.3.1.2 Lake Hydraulics

Lake hydraulics are defined in SLAM via either internal calculation or user prescription. Data needs for internal calculations of lake hydraulics are somewhat greater as the model performs dynamic water balance calculations of lake volumes at each time step based on user-defined or calculated inflows, outflows, and evaporative losses. Corresponding lake depths, surface areas, and releases are calculated as a function of user-defined bathymetry tables. For the prescribed hydraulics option, users specify monthly variable lake volumes, areas, and depths. Hydraulics are assumed static within a month, and lake outflows are set equal to total lake inflows at each time step. Evaporative losses are not explicitly included in the calculations but rather should be implicitly reflected in the prescribed volumes.

Due to low data availability and the limited fluctuation of water levels of Pierce Lake in a typical year, the prescribed hydraulics option was used for this analysis, with an assumption of steady lake hydraulics. Prescribed lake hydraulics are summarized in **Table 7-2**.

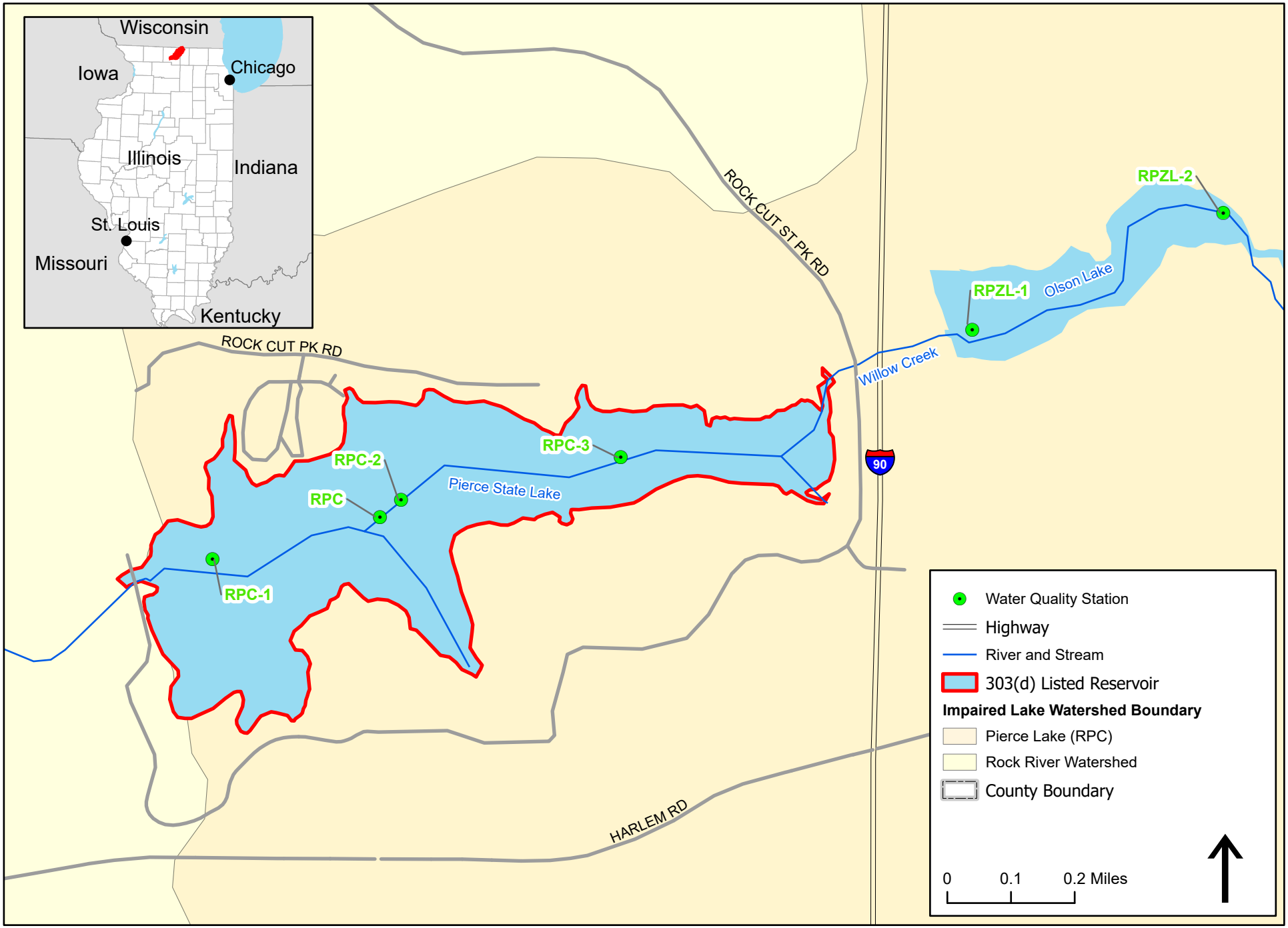

DRAFT

Figure 7-9: Watershed Boundaries and Water Quality Sampling Locations for Pierce Lake (RPC)

Table 7-2 Pierce Lake (IL_RPC) Lake Hydraulics Data

Segment	Surface Area (acres)	Volume (acre-feet)	Average Depth (feet)
IL_RPC	162	2,025	12.5

7.3.1.3 Watershed Parameters

Watershed loadings to the lake were estimated using limited measured data and a surrogate flow gage. Willow Creek phosphorus data from two sampling events in 2017 were used to quantify lake inflow quality. The Willow Creek sampling location (RPZL-1) is just above its discharge to Pierce Lake. Based on this small data set, a steady inflow concentration of 0.15 mg/L was prescribed in the model. Lake inflows were estimated from a regional continuous flow gage using the area ratio method described in Section 7.2.1. The steady concentration was combined with the daily time series of estimated lake inflows for the 11-year simulation period to construct a daily time series of lake phosphorus loads for the model.

In addition to watershed inflow loads, direct depositions of phosphorus to the lake, both wet (precipitation) and dry (atmospheric), were explicitly included in the model. Literature-based model default values for both a steady dry deposition rate (pounds per acre per day) and rainwater concentration (mg/L) were used in combination with site-specific reported daily precipitation rates for the lake to generate daily direct deposition phosphorus loads in the model.

The inclusion of point source phosphorus loads into SLAM was not applicable as there are no NPDES permitted discharges in the Pierce Lake subbasin.

7.3.1.4 Lake Nutrient Parameters

Lake nutrient parameters support the simulation of lake water column nutrient dynamics and include nutrient uptake kinetic and settling rates and lake water quality initial conditions. Uptake kinetics are defined by first order rate constants, applied to dissolved nutrients only. These rate constants represent the transformation of dissolved nutrient into organic particulate fraction via phytoplankton uptake.

Model default nutrient parameter values were adjusted slightly as part of the model calibration exercise described in Section 7.3.1.6. All rates were held within reasonable recommended ranges, as supported by literature.

7.3.1.5 Sediment Layer Parameters

SLAM allows for the calculation of dynamic sediment nutrient fluxes, quantifying the movement of phosphorus from the shallow sediments to the water column or vice versa. Key user-input parameters for this calculation include lake shallow sediment physical characteristics and first order adsorption and desorption/mineralization rate constants. These rate constants can vary seasonally according to user-prescribed levels of sediment anoxia. For the Pierce Lake model, rate constants were adjusted slightly from model default values as part of the calibration exercise described below.

7.3.1.6 Pierce Lake Model Calibration

Historical water quality data for Pierce Lake were used to guide model parameterization and confirm the model's ability to simulate current lake water quality. The historical data set is limited to a small number of samples collected at varying depths from May through October in 2011 and 2016 only. Consequently, the model calibration should be considered coarse. Additional data collection could be used to strengthen the calibration in the future.

The primary calibration parameters in this exercise were the water column dissolved phosphorus uptake rate constant, the seasonally varying particulate phosphorus settling velocity, and the sediment phosphorus desorption rate constant. Lake stratification conditions were prescribed based on observed temperature vertical profiles in the lake during the sampling periods.

Results of the calibration exercise are shown in **Figures 7-10** through **Figure 7-12**. An adequate match between observed and predicted in-lake phosphorus values was achieved in both the epilimnion and the hypolimnion. The modeled partitioning between particulate and dissolved phosphorus in the water column also agrees well with measured data (not shown). Last, modeled sediment phosphorus flux rates (milligrams per square meter per day) fall well within the expected plausible ranges for eutrophic lakes. These results, considered in total, lend significant support to the predictive ability of the model. **Appendix F** contains additional information regarding the model setup and inputs.

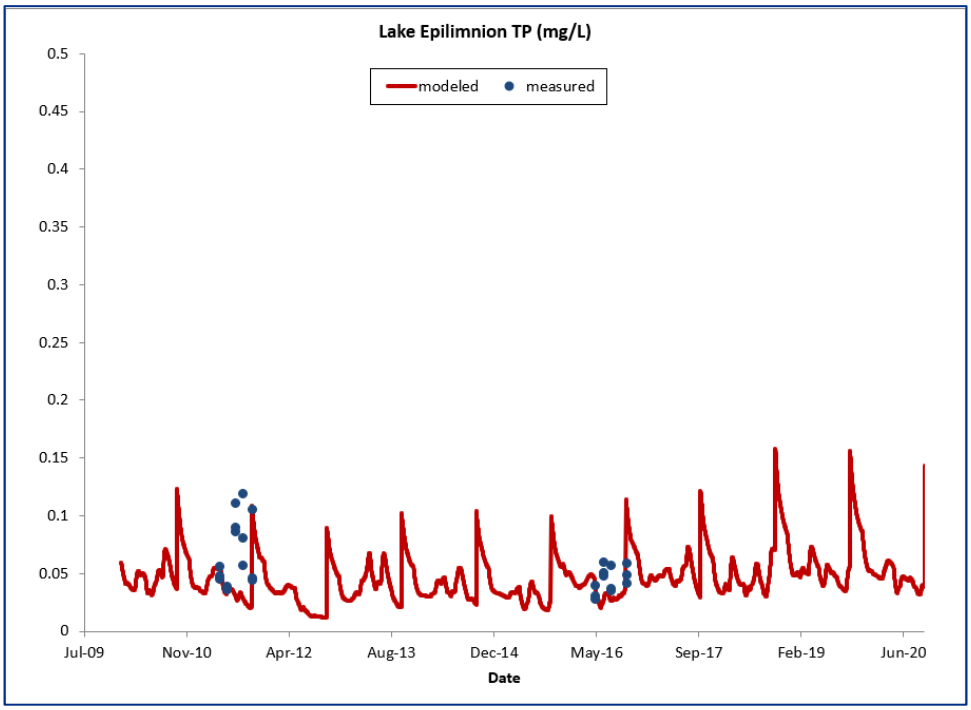

Figure 7-10 Observed and Predicted In-Lake Phosphorus and Epilimnion Values for Pierce Lake

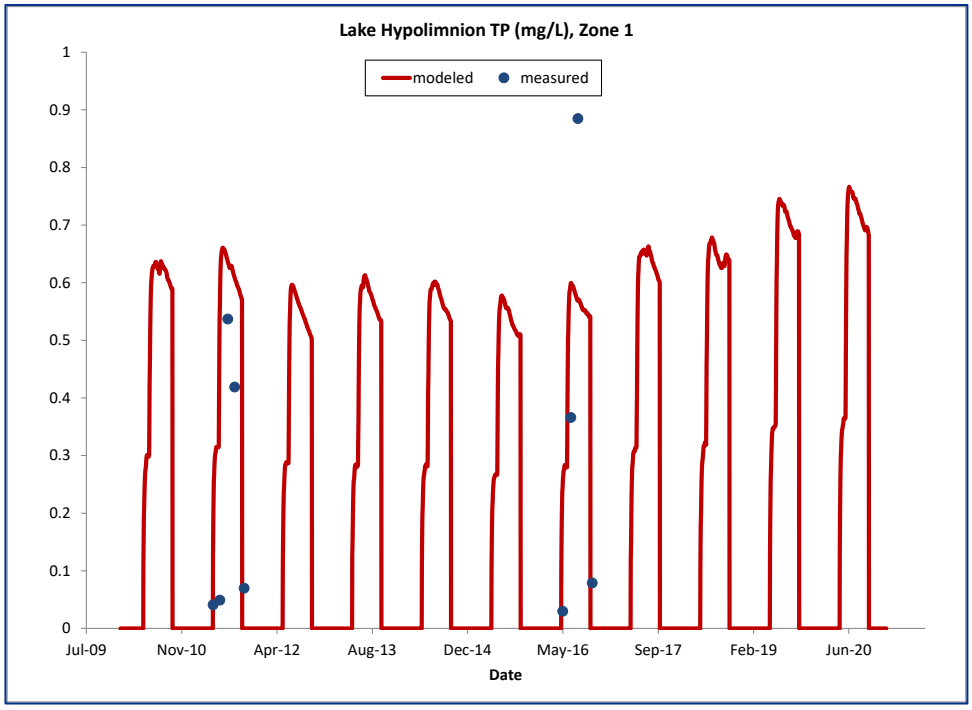

Figure 7-11 Observed and Predicted In-Lake Phosphorus and Hypolimnion Values for Pierce Lake

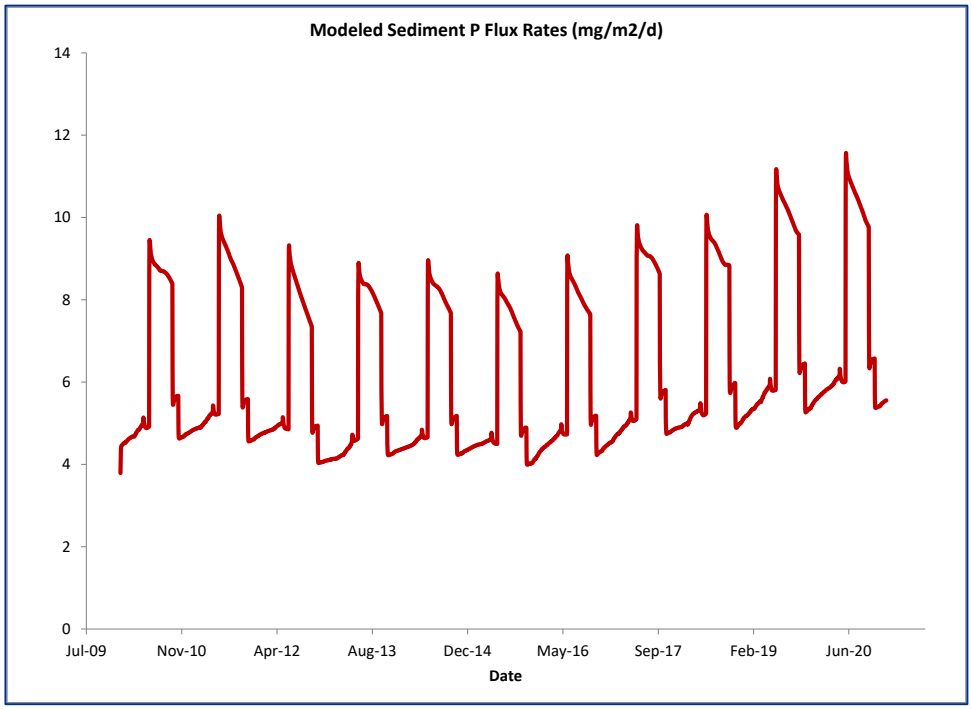

Figure 7-12 Observed Modeled Sediment Phosphorus Flux Rates for Pierce Lake

This page intentionally left blank.

Section 8

Total Maximum Daily Loads for the Rock River/Pierce Lake Watershed

8.1 Total Maximum Daily Load Endpoints for the Rock River/Pierce Lake Watershed

The TMDL endpoints for impairments in the Rock River/Pierce Lake watershed are summarized in **Table 8-1**. Parameters with numeric water quality standards are assessed via the TMDL process and the TMDL endpoints directly correlate to the lowest applicable water quality standard established for a given parameter.

Table 8-1 Total Maximum Daily Load Endpoints for the Rock River/Pierce Lake Watershed

Segment Name/ID	Potential Cause of Impairment	Designated Use	Assessment Type	TMDL/Modeling Endpoint
Keith Creek (IL_PR-99)	Fecal Coliform	Primary Contact Recreation	TMDL	200 cfu/mL[1]
Keith Creek (IL_PR-01)	Fecal Coliform	Primary Contact Recreation	TMDL	200 cfu/mL[1]
North Fork Kent Creek (IL_PSB-01)	Fecal Coliform	Primary Contact Recreation	TMDL	200 cfu/mL[1]
South Fork Kent Creek (IL_PSA-01)	Fecal Coliform	Primary Contact Recreation	TMDL	200 cfu/mL[1]
North Kinnikinnick Creek (IL_PU-03)	Fecal Coliform	Primary Contact Recreation	TMDL	200 cfu/mL[1]
South Kinnikinnick Creek (IL_PT-01)	Fecal Coliform	Primary Contact Recreation	TMDL	200 cfu/mL[1]
Spring Creek – North (IL_PZZG-03)	Fecal Coliform	Primary Contact Recreation	TMDL	200 cfu/mL[1]
Pierce Lake (IL_RPC)	TP	Aesthetic Quality	TMDL	0.05 mg/L

Note:

[1] Geometric mean based on a minimum of five samples taken over a 30-day period between May and October.

8.2 Pollutant Sources and Linkages

Potential fecal coliform sources for the impaired segments in the Rock River/Pierce Lake watershed include on-site treatment systems, agricultural runoff, and urban sewers. Sources of TP in Pierce Lake include nonpoint sources and internal nutrient cycling as described in Section 5. The sources identified for each parameter of concern as described in the 2018 Integrated Report, are presented in **Table 8-2**.

Table 8-2 Sources of Pollutants in the Rock River/Pierce Lake Watershed

Segment ID	Segment Name	Cause of Impairment	Source(s) of Pollutants in the Rock River/Pierce Lake Watershed
IL_PR-99	Keith Creek	Fecal Coliform	Urban runoff/storm sewers
IL_PR-01	Keith Creek	Fecal Coliform	Urban runoff/storm sewers
IL_PSB-01	North Fork Kent Creek	Fecal Coliform	Source unknown
IL_PSA-01	South Fork Kent Creek	Fecal Coliform	Source unknown
IL_PU-03	North Kinnikinnick Creek	Fecal Coliform	Source unknown
IL_PT-01	South Kinnikinnick Creek	Fecal Coliform	Source unknown
IL_PZZG-03	Spring Creek – North	Fecal Coliform	Source unknown
IL_RPC	Pierce Lake	TP	Internal nutrient recycling, septic systems, waterfowl, crop production (crop land or dry land), runoff from forest/grassland/parkland

Table 8-3 shows the example source area/hydrologic condition considerations developed by EPA that may impact nutrient and fecal coliform levels in water. Based on the available fecal coliform data and LDC analyses, fecal coliform concentrations exceeding water quality standards occur across flow conditions, with data being limited to the Dry and High Flow categories. This suggests that stormwater runoff, riparian areas, and, potentially, on-site wastewater systems are the primary contributors to fecal coliform loads in the watershed.

Table 8-3 Example Source Area/Hydrologic Condition Considerations (EPA 2007)

Contributing Source Area	Duration Curve Zone				
	High Flow	Moist	Mid-Range	Dry	Low Flow
Point Source				M	H
On-Site Wastewater System			H	M	
Riparian Areas		H	H	H	
Stormwater: Impervious Areas		H	H	H	
Combined Sewer Overflows	H	H	H		
Stormwater: Upland	H	H	M		
Bank Erosion	H	M			

Note: potential relative importance of source area to contribute loads under given hydrologic conditions (H: High, M: Medium).

8.3 Total Maximum Daily Load Allocation

As explained in Section 1, the TMDLs for impaired segments in the Rock River/Pierce Lake watershed will address the following equation:

$$TMDL = LC = \Sigma WLA + \Sigma LA + MOS + RC$$

where: LC = Loading capacity – the maximum amount of pollutant loading a water body can receive without violating water quality standards

WLA = Waste load allocation – the portion of the TMDL allocated to existing or future point sources

LA = Load allocation – the portion of the TMDL allocated to existing or future nonpoint sources and natural background

MOS = Margin of safety – an additional load reduction term to account for the uncertainty associated with the relationship between pollutant loads and receiving water quality

RC = Reserve capacity – the portion of the load explicitly set aside for future population growth and additional development in the watershed

Each of these elements will be discussed in this section as well as consideration of seasonal variation in the TMDL calculation.

8.3.1 Fecal Coliform Total Maximum Daily Loads

The LCs of impaired stream segments are equal to the number of fecal coliform forming units assimilated by the streams per day while still meeting the general use water quality standard. The general use water quality standard for fecal coliform was presented in **Table 8-1** and was used as the basis for calculating target loads of fecal coliform that can be generated using LDC analysis, as discussed in Section 7.

8.3.1.1 Loading Capacity

The fecal coliform LC for each impaired segment according to flow is presented in **Table 8-4**.

Table 8-4 Fecal Coliform Loading Capacity (million colonies/day) in the Rock River/Pierce Lake Watershed

Zone	Flow Exceedance Range	Keith Creek IL_PR-99	Keith Creek IL_PR-01	North Fork Kent Creek IL_PSB-01	South Fork Kent Creek IL_PSA-01	North Kinnikinnick Creek IL_PU-03	South Kinnikinnick Creek IL_PT-01	Spring Creek – North IL_PZZG-03
High Flow	0–10%	234,544	192,108	513,261	266,070	342,566	359,611	108,747
Moist	10–20%	106,373	87,127	234,522	121,248	155,365	163,095	49,991
	20–30%	68,009	55,704	149,943	77,258	99,332	104,274	31,694
	30–40%	47,347	38,922	104,252	53,731	68,895	72,323	21,992
Mid-Range	40–50%	33,133	27,138	73,601	37,716	48,392	50,800	15,362
Dry	50–60%	20,926	17,140	46,780	23,877	30,564	32,084	9,702
	60–70%	10,550	8,641	23,983	12,113	15,409	16,176	4,851
	70–80%	5,484	4,492	12,872	6,369	8,010	8,409	2,476
	80–90%	2,354	1,928	5,975	2,820	3,438	3,609	1,049
Low Flow	90-100%	349	286	1,569	547	509	535	141

8.3.1.2 Seasonal Variation

Consideration of seasonality is inherent in the load duration analysis. The fecal coliform water quality target was applied to the full range of expected flows; therefore, the LC represents conditions throughout the year as well as during the applicable period for the seasonal water quality standard for fecal coliform (May through October).

8.3.1.3 Waste Load Allocation

WLAs generally are applied to individually permitted facilities and MS4 discharges that may exist in the watershed, as described in the paragraphs that follow.

Individual NPDES Permitted Facilities

There are currently no individual permitted point sources within the Rock River/Pierce Lake watershed with reasonable potential to discharge fecal coliform to or immediately upstream of impaired segments. While there are several individually permitted discharges in the watershed, none of those that potentially influence impaired segments are required to monitor or report fecal coliform concentrations because of the nature of the facility operations and effluent quality assessments performed as part of the NPDES permitting process. No WLA for individual point source discharges are included in the TMDL calculations.

MS4 Discharges

MS4s represent runoff from municipal areas with permitted separate stormwater sewer systems. Several permitted MS4s exist within the watershed that potentially discharge urban runoff to impaired segments. MS4 permits for each permittee cover varying proportions of the subbasin area contributing loads to the impaired segments. MS4s are regulated discharges and therefore, are allocated through WLAs, rather than LAs. WLAs for MS4s are calculated by first determining the total area within an MS4-permitted municipality's boundaries that lies within the target watershed using GIS analyses and geographic data for municipal boundaries.

As MS4 discharges are not regularly assigned effluent limits as part of the NPDES permitting process and discharge at highly variable flow rates in response to high runoff events, WLA allocations for MS4s are based on existing load estimates rather than being calculated based on water quality standards. The proportion of total MS4 area to total watershed area was calculated for each municipality in the watershed. This proportion was then used to migrate loads from previously calculated LAs for overland runoff to WLAs for MS4 areas in each flow category. This process effectively transfers MS4 load allocations for overland runoff from non-regulated sources described as LAs to the WLA for regulated sources of fecal coliform. As MS4 allocations are tied to overland runoff in urban areas, they are therefore related to higher flow conditions in the stream. As a result, the WLAs for MS4s are only applied to the upper 50 percent of flow categories (mid-range to high flows). The total MS4 load allocations for fecal coliform are applied to the proportion of each municipality within the impaired reach's subbasin are shown in **Table 8-5** through **Table 8-11.**

Table 8-5 Fecal Coliform WLAs (million colonies/day) for MS4 Areas in the Keith Creek Segment IL_PR-01 Subbasin

Municipality	NPDES ID	MS4 Area in Basin (acres)	High Flow	Moist			Mid-Range	Total per MS4
			0 - 10%	10 - 20%	20 - 30%	30 - 40%	40 - 50%	
Loves Park	ILR400379	570	13,576	6,157	3,937	2,751	1,918	28,339
Rockford Township	ILR400118	4,845	115,429	52,351	33,470	23,386	16,306	240,942
	Total	5,415	129,006	58,508	37,407	26,137	18,224	269,281

Table 8-6 Fecal Coliform WLAs (million colonies/day) for MS4 Areas in the Keith Creek Segment IL_PR-99 Subbasin

Municipality	NPDES ID	MS4 Area in Basin (acres)	High Flow	Moist			Mid-Range	Total per MS4
			0 - 10%	10 - 20%	20 - 30%	30 - 40%	40 - 50%	
Rockford Township	ILR400118	1,603	211,053	95,719	61,198	42,605	29,814	440,389
	Total	1,603	211,053	95,719	61,198	42,605	29,814	440,389

Table 8-7 Fecal Coliform WLAs (million colonies/day) for MS4 Areas in the South Fork Kent Creek Segment IL_PSA Subbasin

Municipality	NPDES ID	MS4 Area in Basin (acres)	High Flow	Moist			Mid-Range	Total per MS4
			0 - 10%	10 - 20%	20 - 30%	30 - 40%	40 - 50%	
Rockford Township	ILR400118	1,910	45,522	20,744	13,218	9,193	6,453	95,130
Winnebago County	ILR400505	660	15,733	7,170	4,568	3,177	2,230	32,879
Total		2,570	61,255	27,914	17,787	12,370	8,683	128,009

Table 8-8 Fecal Coliform WLAs (million colonies/day) for MS4 Areas in the North Fork Kent Creek Segment IL_PSB-01 Subbasin

Municipality	NPDES ID	MS4 Area in Basin (acres)	High Flow	Moist			Mid-Range	Total per MS4
			0 - 10%	10 - 20%	20 - 30%	30 - 40%	40 - 50%	
Rockford Township	ILR400118	5,761	136,704	62,463	39,936	27,767	19,603	286,473
Winnebago County	ILR400505	196	4,646	2,123	1,357	944	666	9,736
	Total	5,957	141,350	64,586	41,293	28,711	20,269	296,209

Table 8-9 Fecal Coliform WLAs (million colonies/day) for MS4 Areas in the South Kinnikinnick Creek Segment IL_PT-01 Subbasin

Municipality	NPDES ID	MS4 Area in Basin (acres)	High Flow	Moist			Mid-Range	Total per MS4
			0 - 10%	10 - 20%	20 - 30%	30 - 40%	40 - 50%	
Roscoe Township	ILR400120	692	16,487	7,477	4,781	3,316	2,329	34,389
	Total	692	16,487	7,477	4,781	3,316	2,329	34,389

Table 8-10 Fecal Coliform WLAs (million colonies/day) for MS4 Areas in the North Kinnikinnick Creek Segment IL_PU Subbasin

Municipality	NPDES ID	MS4 Area in Basin (acres)	High Flow	Moist			Mid-Range	Total per MS4
			0 - 10%	10 - 20%	20 - 30%	30 - 40%	40 - 50%	
Roscoe Township	ILR400120	1,094	26,059	11,819	7,556	5,241	3,681	54,356
	Total	1,094	26,059	11,819	7,556	5,241	3,681	54,356

Table 8-11 Fecal Coliform WLAs (million colonies/day) for MS4 Areas in the Spring Creek Segment IL_PZZG Subbasin

Municipality	NPDES ID	MS4 Area in Basin (acres)	High Flow	Moist			Mid-Range	Total per MS4
			0 - 10%	10 - 20%	20 - 30%	30 - 40%	40 - 50%	
Loves Park	ILR400379	629	14,976	6,885	4,365	3,029	2,116	31,370
Rockford Township	ILR400118	2,278	54,278	24,951	15,819	10,977	7,668	113,693
	Total	2,907	69,254	31,836	20,184	14,005	9,783	145,063

A summary of total collective fecal coliform contributions at various flows to the impaired segments for each permitted MS4 in the Rock River/Pierce Lake Watershed is provided in **Table 8-12.**

Table 8-12 Total Cumulative Fecal Coliform WLAs (million colonies/day) by MS4 Areas in Rock River/Pierce Lake Watershed

Municipality	NPDES ID	High Flow	Moist			Mid-Range	Total per MS4
		0%–10%	10%–20%	20%–30%	30%–40%	40%–50%	
Loves Park	ILR400379	28,553	13,042	8,302	5,779	4,033	59,709
Rockford Township	ILR400118	562,986	256,229	163,641	113,927	79,844	1,176,627
Roscoe Township	ILR400120	45,546	19,296	12,337	8,557	6,010	88,746
Winnebago County	ILR400505	20,380	9,293	5,926	4,121	2,896	42,615
Total		654,464	297,860	190,205	132,384	92,784	1,367,697

8.3.1.4 Margin of Safety

The MOS can be implicit (incorporated into the TMDL analysis through conservative assumptions) or explicit (expressed in the TMDL as a portion of the loadings), or a combination of both. The MOS incorporated into the fecal coliform TMDL analyses is implicit as the analyses used the more conservative 200 cfu/100 mL standard and did not consider die-off of bacteria, which is likely occurring in the system but is unquantified.

8.3.1.5 Reserve Capacity

A portion of each of the fecal coliform TMDL's LC may be set as a RC to allow for future population growth and development. As the municipal wastewater facilities treating this area do not discharge to the impaired segments, significant future growth potentially impacting the fecal coliform loads to the impaired segments is not anticipated in the area and no RC was included in the calculations.

8.3.1.6 Load Allocation and Total Maximum Daily Load Summary

Tables 8-13 through **Table 8-19** summarize the fecal coliform TMDLs for the impaired segments in the Rock River/Pierce Lake watershed.

Table 8-13 Fecal Coliform Total Maximum Daily Load for Keith Creek (IL_PR-99)

Zone	Flow Exceedance Range	LC (million colonies/day)	LA (million colonies/day)	WLA (million colonies/day	MOS	Actual Load[1] (million colonies/day)	Percent Reduction Needed
High Flow	0–10%	234,544	37	211,053	Implicit	3,418,799	93%
Moist	10–20%	106,373	17	95,719	Implicit	--	--
	20–30%	68,009	11	61,198	Implicit	--	--
	30–40%	47,347	7.4	42,605	Implicit	--	--
Mid-Range	40–50%	33,133	5.2	29,814	Implicit	--	--
Dry	50–60%	20,926	18,833	0	Implicit	--	--
	60–70%	10,550	9,495	0	Implicit	21,776	52%
	70–80%	5,484	4,936	0	Implicit	--	--
	80–90%	2,354	2,119	0	Implicit	--	--
Low Flow	90–100%	349	314	0	Implicit	--	--

Note:

[1] Actual Load was calculated using the 90th percentile of observed concentrations in a given flow range (EPA 2007).

"-" indicates that no data were available for these flow ranges

Table 8-14 Fecal Coliform Total Maximum Daily Load for Keith Creek (IL_PR-01)

Zone	Flow Exceedance Range	LC (million colonies/day)	LA (million colonies/day)	WLA (million colonies/day)	MOS	Actual Load[1] (million colonies/day)	Percent Reduction Needed
High Flow	0–10%	192,108	43,891	129,006	Implicit	2,607,698	93%
Moist	10–20%	87,127	19,906	58,508	Implicit	--	--
	20–30%	55,704	12,727	37,407	Implicit	--	--
	30–40%	38,922	8,893	26,137	Implicit	--	--
Mid-Range	40–50%	27,138	6,200	18,224	Implicit	--	--
Dry	50–60%	17,140	15,426	0	Implicit	--	--
	60–70%	8,641	7,777	0	Implicit	443,919	98%
	70–80%	4,492	4,043	0	Implicit	--	--
	80–90%	1,928	1,735	0	Implicit	--	--
Low Flow	90–100%	286	257	0	Implicit	--	--

Note:
[1] Actual Load was calculated using the 90th percentile of observed concentrations in a given flow range (EPA 2007).
"-" indicates that no data were available for these flow ranges

Table 8-15 Fecal Coliform Total Maximum Daily Load for North Fork Kent Creek (IL_PSB-01)

Zone	Flow Exceedance Range	LC (million colonies/day	LA (million colonies/day)	WLA (million colonies/day)	MOS	Actual Load[1] (million colonies/day)	Percent Reduction Needed
High Flow	0–10%	513,261	320,586	141,350	Implicit	19,253,399	97%
Moist	10–20%	234,522	146,484	64,586	Implicit	--	--
	20–30%	149,943	93,655	41,293	Implicit	--	--
	30–40%	104,252	65,117	28,711	Implicit	--	--
Mid-Range	40–50%	73,601	45,971	20,269	Implicit	--	--
Dry	50–60%	46,780	42,102	0	Implicit	--	--
	60–70%	23,983	21,585	0	Implicit	51,307	53%
	70–80%	12,872	11,585	0	Implicit	--	--
	80–90%	5,975	5,378	0	Implicit	--	--
Low Flow	90–100%	1,569	1,412	0	Implicit	--	--

Note:
[1] Actual Load was calculated using the 90th percentile of observed concentrations in a given flow range (EPA 2007).
"-" indicates that no data were available for these flow ranges

Table 8-16 Fecal Coliform Total Maximum Daily Load for South Fork Kent Creek (IL_PSA-01)

Zone	Flow Exceedance Range	LC (million colonies/day)	LA (million colonies/day)	WLA (million colonies/day)	MOS	Actual Load[1] (million colonies/day)	Percent Reduction Needed
High Flow	0–10%	266,070	178,208	61,255	Implicit	14,355,938	98%
Moist	10–20%	121,248	81,209	27,914	Implicit	--	--
	20–30%	77,258	51,746	17,787	Implicit	--	--
	30–40%	53,731	35,988	12,370	Implicit	--	--
Mid-Range	40–50%	37,716	25,261	8,683	Implicit	--	--
Dry	50–60%	23,877	21,489	0	Implicit	--	--
	60–70%	12,113	10,902	0	Implicit	7,453	0%
	70–80%	6,369	5,732	0	Implicit	--	--
	80–90%	2,820	2,538	0	Implicit	--	--
Low Flow	90–100%	547	492	0	Implicit	--	--

Note:

[1] Actual Load was calculated using the 90th percentile of observed concentrations in a given flow range (EPA 2007).

"-" indicates that no data were available for these flow ranges

Table 8-17 Fecal Coliform Total Maximum Daily Load for North Kinnikinnick Creek (IL_PU-03)

Zone	Flow Exceedance Range	LC (million colonies/day)	LA (million colonies/day)	WLA (million colonies/day)	MOS	Actual Load[1] (million colonies/day)	Percent Reduction Needed
High Flow	0–10%	342,566	282,251	26,059	Implicit	7,694,539	96%
Moist	10–20%	155,365	128,010	11,819	Implicit	--	--
	20–30%	99,332	81,842	7,556	Implicit	--	--
	30–40%	68,895	56,765	5,241	Implicit	--	--
Mid-Range	40–50%	48,392	39,872	3,681	Implicit	--	--
Dry	50–60%	30,564	27,507	0	Implicit	--	--
	60–70%	15,409	13,868	0	Implicit	50,040	69%
	70–80%	8,010	7,209	0	Implicit	--	--
	80–90%	3,438	3,095	0	Implicit	--	--
Low Flow	90–100%	509	458	0	Implicit	--	--

Note:

[1] Actual Load was calculated using the 90th percentile of observed concentrations in a given flow range (EPA 2007).

"-" indicates that no data were available for these flow ranges

Table 8-18 Fecal Coliform Total Maximum Daily Load for South Kinnikinnick Creek (IL_PT-01)

Zone	Flow Exceedance Range	LC (million colonies/day)	LA (million colonies/day)	WLA (million colonies/day)	MOS	Actual Load[1] (million colonies/day)	Percent Reduction Needed
High Flow	0–10%	359,611	307,164	16,487	Implicit	1,692,901	79%
Moist	10–20%	163,095	139,308	7,477	Implicit	--	--
	20–30%	104,274	89,066	4,781	Implicit	--	--
	30–40%	72,323	61,775	3,316	Implicit	--	--
Mid-Range	40–50%	50,800	43,391	2,329	Implicit	--	--
Dry	50–60%	32,084	28,876	0	Implicit	--	--
	60–70%	16,176	14,558	0	Implicit	43,478	63%
	70–80%	8,409	7,568	0	Implicit	--	--
	80–90%	3,609	3,249	0	Implicit	--	--
Low Flow	90–100%	535	481	0	Implicit	--	--

Note:
[1] Actual Load was calculated using the 90th percentile of observed concentrations in a given flow range (EPA 2007).
"-" indicates that no data were available for these flow ranges

Table 8-19 Fecal Coliform Total Maximum Daily Load for Spring Creek – North (IL_PZZG-03)

Zone	Flow Exceedance Range	LC (million colonies/day)	LA (million colonies/day)	WLA (million colonies/day)	MOS	Actual Load[1] (million colonies/day)	Percent Reduction Needed
High Flow	0–10%	108,747	28,618	69,254	Implicit	551,844	80%
Moist	10–20%	49,991	13,156	31,836	Implicit	--	--
	20–30%	31,694	8,341	20,184	Implicit	--	--
	30–40%	21,992	5,788	14,005	Implicit	--	--
Mid-Range	40–50%	15,362	4,043	9,783	Implicit	--	--
Dry	50–60%	9,702	8,732	0	Implicit	--	--
	60–70%	4,851	4,366	0	Implicit	38,591	87%
	70–80%	2,476	2,229	0	Implicit	--	--
	80–90%	1,049	944	0	Implicit	--	--
Low Flow	90–100%	141	127	0	Implicit	--	--

Note:
[1] Actual Load was calculated using the 90th percentile of observed concentrations in a given flow range (EPA 2007).
"-" indicates that no data were available for these flow ranges

8.3.2 Total Phosphorus Total Maximum Daily Load for Pierce Lake

8.3.2.1 Loading Capacity

The LC of Pierce Lake represents the pounds of TP that can be allowed as input to the lake per day and still meet the applicable water quality standard. The water quality standard for TP is 0.05 mg/L, to be met at all times. The allowable loads of TP that can be generated in the watershed and still maintain water quality standards were determined using SLAM, as discussed in Section 7. To calculate the LC, the current watershed TP loads into the lake, as quantified by the calibrated model of current conditions, were iteratively reduced until the water quality standard was met.

8.3.2.2 Seasonal Variation

Seasonal variation is accounted for in the TP TMDL through the development of the model and all calculations of load being for an annual basis. Modeling on an annual basis takes into account the

seasonal effects each lake will undergo during a given year. Since the pollutant source can be expected to contribute loadings in different quantities during different periods (e.g., various agricultural processes occurring at different times of the year combined with seasonal changes in precipitation result in different runoff characteristics at different times of the year), the loadings for this TMDL are focused on average annual loads converted to daily loads, rather than specifying different loadings by season. Pierce Lake will experience critical conditions pertaining to phosphorus concentrations every year, primarily during fall destratification (or overturn) (as modeled). Because a continuous daily simulation for an extended multi-year period was performed to calculate the Pierce Lake TMDL, the critical condition for the lake is accounted for within the analysis.

8.3.2.3 Waste Load Allocation

There are no NPDES permitted facilities in the Pierce Lake watershed, therefore, a WLA was not included in the TMDL calculation for this TMDL.

8.3.2.4 Margin of Safety

The MOS can be implicit (incorporated into the TMDL analysis through conservative assumptions), explicit (expressed in the TMDL as a portion of the loadings), or a combination of both. The MOS for the Pierce Lake TMDL is explicit. An explicit MOS of 10 percent was included to account for the lack of site-specific data available within the subbasin.

8.3.4.5 Reserve Capacity

A portion of a TMDL's LC may be set as an RC to allow for future population growth and development potentially leading to increased pollutant loads in the future. In the case of this TMDL for TP, an explicit RC was not included in the TMDL calculations because of the lack of projected population growth in the area.

8.3.4.6 Load Allocation and Total Maximum Daily Load Summary

The TP TMDL developed for Pierce Lake is provided in **Table 8-20**. A total reduction of approximately 53.5 percent of existing watershed TP loads will result in compliance with the applicable water quality standard of 0.05 mg/L TP throughout the year and with the requisite MOS in Pierce Lake. As modeled, this reduction in watershed (external) loads will ultimately result in a similar reduction in lake internal loads of approximately 53.5 percent. Internal loads will naturally decrease as external loads are decreased and sediment phosphorus replenishment is reduced.

Table 8-20 Total Maximum Daily Load Summary for Pierce Lake

Source	LC (lb/day)	LA (lb/day)	MOS (lb/day, 10% of LC)	Current Load (lb/day)	Percent Reduction Needed
Internal	4.0	4.0	0.4	8.5	53.5%[1]
External	4.9	4.4	0.5	10.9	53.5%
Total	8.9	8.4	0.9	19.4	53.5%

Notes:

[1] Internal loads will ultimately be reduced as a consequence of targeted external load reductions.

lb/day – pounds per day

This page intentionally left blank.

Section 9

Watershed-Based Implementation Plan for the Rock River/Pierce Lake Watershed

9.1 Implementation Overview

The goal of this watershed plan is to identify BMPs to be implemented in the Rock River/Pierce Lake watershed. The BMPs will provide reasonable assurance that impaired waters in the watershed will meet water quality goals developed to ensure water bodies are able to support designated uses.

EPA has identified nine minimum elements that a watershed plan for impaired waters is expected to include. The nine elements are defined in **Table 9-1** along with additional information about where each element is addressed in this report.

Table 9-1 EPA's Nine Elements of a Watershed-Based Implementation Plan for Impaired Waters

Element	Element Description	Report Section
1	Identify causes and sources of pollution that will need to be controlled to achieve pollutant load reduction requirements estimated within the watershed plan.	Sections 5 and 8
2	Estimate pollutant load reductions expected as a result of implementation of management measures described in element 3.	Sections 8 and 9
3	Describe the nonpoint source BMPs that will need to be implemented to achieve load reductions estimates and identify the critical areas where measures need to be implemented.	Section 9.3
4	Estimate the level of technical assistance, associated costs, potential funding sources and parties that will be relied upon to implement the prescribed measures.	Section 9.4
5	Include a public information/education component designed to change social behavior.	Section 9.6
6	Develop an implementation schedule for the plan.	Section 9.7
7	Develop a description of interim, measurable milestones.	Section 9.7
8	Identify indicators that can be used to determine whether pollutant loading reductions are being achieved over time.	Section 9.8
9	Develop a monitoring component to evaluate the effectiveness of the implementation efforts over time.	Section 9.8

9.2 Adaptive Management

Watershed planning is an iterative and adaptive process that requires continuous monitoring and evaluation of success criteria to help improve results as lessons are learned throughout implementation. This adaptive management approach is recommended for the implementation of management practices designed to meet the load reduction targets developed for the Rock River/Pierce Lake watershed. Adaptive management conforms to the EPA guidelines outlined in **Table 9-1** as it is a systematic process for continually improving management policies and practices through learning from the outcomes of operational programs. Some defining characteristics of an adaptive management approach include:

- Acknowledgment of uncertainty about what policy or practice is "best" for the particular management issue
- Thoughtful selection of the policies or practices to be applied (the assessment and design stages of the cycle)
- Careful implementation of a plan of action designed to reveal the critical knowledge that is currently lacking
- Monitoring of key response indicators
- Analysis of the management outcomes in consideration of the original objectives and incorporation of the results into future decisions

Implementation actions, management measures, available assistance programs, and recommended continued monitoring are all discussed throughout the remainder of this section to assist in development of an adaptive management program. The recommended nonpoint source BMPs are voluntary based on landowner preferences.

9.3 Best Management Practice Recommendations

Implementation actions, management measures, and/or BMPs are used to control the generation or distribution of pollutants within a watershed. BMPs are either structural, such as wetlands, sediment basins, fencing, and filter strips; or managerial, such as conservation tillage practices, nutrient management plans (NMPs), and crop rotation. Both structural and managerial BMPs require effective management to be successful in reducing pollutant loading to water resources.[35]

It is typically most effective to install a combination of nonpoint source controls and BMPs or a BMP system. A BMP system is a combination of two or more individual BMPs that are used to control pollutants from a single critical source. If the watershed has more than one identified pollutant, but the transport mechanism is the same, then a BMP system that establishes controls for the transport mechanism can be employed.

9.3.1 Recommendations for Fecal Coliform Reduction

Inputs of fecal coliform primarily originate from overland runoff associated with precipitation events. Fecal coliform contributions from failed on-site wastewater treatment (septic) systems can also be a source, especially if they are concentrated in a small area. Fecal coliform can be bound to soil particles and enter streams from erosion. The impact from fecal coliform discharged by nonpoint sources is typically intermittent and is most often associated with stormwater runoff that carries things like animal waste, fertilizers, or other pathogenic sources. Sedimentation can impact the physical attributes of the stream and act as a transport mechanism for fecal coliform contamination.

[35] Osmond, D.L., D.L.K. Hoag, A.E. Luloff, D.W. Meals, and K. Neas. 2015. "Farmers' Use of Nutrient Management: Lessons from Watershed Case Studies." *Journal of Environmental Quality*. DOI http://dx.doi.org/10.2134/jeq2014.02.0091

Table 9-2 lists all the stream segments currently impaired for fecal coliform according to the 2018 EPA 303(d) list of impaired waters. Impaired stream segments are listed from upstream to downstream segment.

Table 9-2 Rock River/Pierce Lake Watershed Streams Impaired for Fecal Coliform on the EPA 303(d) List from Upstream to Downstream Segment

Impaired Stream Segment	Segment ID	Segment Length (miles)
Keith Creek	IL_PR-99	3.34
Keith Creek	IL_PR-01	10.43
North Fork Kent Creek	IL_PSB-01	12.13
South Fork Kent Creek	IL_PSA	9.6
North Kinnikinnick Creek	IL_PU	15.28
South Kinnikinnick Creek	IL_PT	14.43
Spring Creek – North	IL_PZZG	8.68

As presented in previous sections, possible external sources of fecal coliform in the Rock River/Pierce Lake watershed include agricultural activity (cropping practices and animal operations), municipal and industrial point sources, and/or urban runoff and storm sewer discharges. To achieve a reduction of fecal coliform for the Rock River/Pierce Lake watershed, management measures can be implemented to address a range of potential sources.

9.3.1.1 Point Sources of Fecal Coliform

There are currently no permitted point sources within the Rock River/Pierce Lake watershed with reasonable potential to discharge fecal coliform to or immediately upstream of impaired segments. While there are several individually permitted discharges in the watershed, none of the dischargers potentially influencing impaired segments are required to monitor or report fecal coliform concentrations due to the nature of the facility operations and effluent quality assessments performed as part of the NPDES permitting process.

A number of municipalities and townships within the watershed have MS4s. MS4s represent runoff from municipal areas with permitted separate stormwater sewer systems. Several permitted MS4s exist within the watershed that potentially discharge urban runoff to impaired segments. MS4 permits for each permittee cover varying proportions of the subbasin area contributing loads to the impaired segments. WLAs for the MS4 areas are discussed in Section 8; BMPs for the MS4 areas are discussed along with non-MS4 stormwater and urban runoff in the following section.

9.3.1.2 Nonpoint Sources of Fecal Coliform

There are many potential nonpoint sources of fecal coliform within the Rock River/Pierce Lake watershed. This section presents information on watershed cropping practices, animal operations, urban runoff, and storm sewer discharges. Because fecal coliform can enter waterways through surface runoff and erosion of contaminated soils, sediment management and erosion control BMPs on a watershed scale can help reduce fecal coliform loading to impaired stream segments. Data were collected where available through communications with the local NRCS, Illinois SWCDs, and public health departments.

BMPs that could be used for treatment of these nonpoint sources include:

- Conservation tillage practices
- Filter strips and riparian buffers
- Farming/soil retention practices
- Wetlands
- Water and Sediment Control Basins (WASCOBs)
- Streambank Protection
- Faulty Private Septic Systems
- Animal waste management
    - Stream crossings
    - Restrict livestock access to streams and tributaries
    - Pet waste
    - CAFO BMPs (40 Code of Federal Regulations [CFR] 412.4)
- Urban soil/erosion BMPs

Conservation Tillage Practices: Conservation tillage practices could help reduce sediment loads into impaired segments by reducing erosion of soils. **Table 9-3** shows the areas (acres) in each subbasin that are under cultivation, along with the percent of the corresponding watershed area which is cultivated. Note that the areas shown in the table below are for the impaired segment subbasins only, and do not include upstream subbasins to avoid double counting the acreage across the entire Rock River/Lake Pierce Watershed. Crop residuals or living vegetation cover on the soil surface protects against soil detachment from water and wind erosion.

Table 9-3 Cultivated Areas for the Rock River/Pierce Lake Watershed Subbasins

Impaired Stream Segment	Segment ID	Land Cover Area (acres)	Cultivated Area (acres)	Percent Cultivated
Keith Creek	IL_PR-99	8,854	999	11%
Keith Creek	IL_PR-01	7,251	999	14%
North Fork Kent Creek	IL_PSB-01	19,426	9,924	51%
South Fork Kent Creek	IL_PSA	10,039	4,078	41%
North Kinnikinnick Creek	IL_PU	12,936	7,155	55%
South Kinnikinnick Creek	IL_PT	13,583	7,943	58%
Spring Creek – North	IL_PZZG	4,109	954	23%

Conservation tillage practices are no till and reduced till. No till is the practice of limiting soil disturbance in order to manage the amount, orientation, and distribution of crop and plant

residue on the soil surface year around.[36] Reduced till is managing the amount, orientation, and distribution of crop and other plant residue on the soil surface year round while limiting the soil-disturbing activities used to grow and harvest crops in systems where the field surface is tilled prior to planting.[37]

The no till practice consists only of an in-row soil tillage operation during the planting activities and a seed row/furrow closing device. No full-width tillage is performed from the time of harvest or termination of one cash crop to the time of harvest/termination of the next cash crop in the rotation regardless of the depth of the tillage operation. Limited tillage is allowed to close or level ruts from harvesting equipment; however, no more than 25 percent of the field may be tilled for this purpose.

As noted above, the reduced till practice consists of managing plant residue on the soil surface while limiting soil-disturbing activities. The practice includes tillage methods commonly referred to as mulch tillage or conservation tillage where the entire soil surface is disturbed by tillage operations such as chisel plowing, field cultivating, tandem disking, or vertical tillage. It also includes tillage/planting systems with few tillage operations (e.g., ridge till) but which do not meet the criteria for the no till practice as described above and in Illinois NRCS CPS 329.[38]

In both the no till and reduced till practices, removal of residue from the row area prior to or as part of the planting operation is acceptable. In the no till practice, however, the disturbed portion of the row width should not exceed one-third of the crop row width. In either practice, none of the residue should be burned. To reduce erosion to the targeted level, the current approved water and/or wind erosion prediction technology should be used to determine the amount of randomly distributed surface residue needed, the period of the year the residue needs to be present in the field, and the amount of surface soil disturbance allowed. All residues shall be uniformly distributed over the entire field. Residue should not be shredded after harvest because shredding makes it susceptible to movement by wind or water, and areas where the shredded residue accumulates may interfere with planting of the next crop.

If the no till BMP is selected for use by a landowner, a separate plan shall be prepared for each area which will use this practice. Additional guidance and minimum plan elements are discussed in Illinois NRCS CPS 329.[39] If the reduced till BMP is selected for use by a landowner, a separate plan shall be prepared for each area which will use this practice. Additional guidance and minimum plan elements are discussed in Illinois NRCS CPS 345.[40] To achieve TMDL load reductions, tillage practices already in place should be continued, and practices should be assessed and improved upon for all agricultural areas in the Rock River/Pierce Lake watershed subbasins.

---

[36] NRCS. 2016a. Conservation Practice Standard. Residue and Tillage Management, No Till. Code 329. https://www.nrcs.usda.gov/resources/guides-and-instructions/residue-and-tillage-management-no-till-ac-329-conservation

[37] NRCS. 2016b. Conservation Practice Standard. Residue and Tillage Management, Reduced Till. Code 345. https://www.nrcs.usda.gov/resources/guides-and-instructions/residue-and-tillage-management-reduced-till-ac-345-conservation

[38] NRCS. 2016a.

[39] NRCS. 2016b.

[40] NRCS. 2016b.

Filter Strips: Filter strips can be used as a control to reduce both sediment and bacterial pollutant loads from runoff. Filter strips are strips or areas of permanent herbaceous vegetation situated between cropland, grazing land, or disturbed land and environmentally sensitive areas, such as waterways. The filter strips are permanently designated plantings to treat runoff and are not part of an adjacent cropland's rotation.

The filter strip vegetation may consist of a single species or a mixture of grasses, legumes, and/or other forbs that are appropriately adapted to the soil and climate, as well as to the farm chemicals used in the adjacent land. Approved seed listings are provided in the Illinois NRCS Conservation Practice Standard (CPS) 393.[41] Applicable maintenance shall be performed as needed to ensure the strips continue to function properly, including removal of state-listed noxious weeds, gully repair, removal of excess sediment, and reseeding. Overland flow entering the filter strip should be primarily sheet flow; areas of concentrated flow should be dispersed as part of the maintenance activities so as not to circumvent the filter strip. Harvesting of the filter strip vegetation, where appropriate, will help to encourage dense growth, maintain an upright growth habit, and remove contaminants such as nutrients and microbial pathogens. Prescribed burning may be used to manage and maintain the filter strip when an approved burn plan has been developed.

The installation of filter strips adjacent to the impaired stream segments, as well as any contributing tributaries, can result in considerable reduction of overland contributions of sediments, suspended solids, and fecal coliforms to an impaired water body. Filter strips implemented along impaired streams and their tributaries slow and filter runoff and provide bank stabilization thereby decreasing erosion and re-sedimentation; however, they should not be installed on unstable channel banks already eroding due to undercutting of the bank toe. When used in support of a riparian forest buffer, filter strips can also restore or maintain sheet flow.

The Illinois NRCS CPS 393 describes filter strip requirements based on land slope; the requirements are designed to achieve a minimum flow through time of 15 to 30 minutes at a one-half inch depth. **Table 9-4** provides a summary of the guidance for filter strip width, or flow length, as a function of slope.[42]

Table 9-4 Filter strip flow lengths based on land slope

Percent Slope	Filter Strip Flow Length (feet)	
	Minimum	Maximum
0.5 %	36	72
1.0 %	54	108
2.0 %	72	144
3.0 %	90	180
4.0 %	108	216
5.0 % or greater	117	234

[41] NRCS. 2017a. Conservation Practice Standard. Filter Strip. Code 393. https://efotg.sc.egov.usda.gov/api/CPSFile/5609/393_IL_CPS_Filter_Strip_2017

[42] NRCS. 2017a.

In conjunction with the available land use, topography, and soil information discussed in Section 2, mapping software was used to buffer impaired segments and their major tributaries to an appropriate and reasonable width to determine the total area found in the subbasin. Due to the wide range of soil types and slopes found throughout the watershed, the appropriate buffer widths estimated in GIS were based on the average slope of land within the maximum buffer areas of the impaired segment's major tributaries. These average slopes were then used to calculate approximate buffer distances based on the NRCS guidance using a best-fit equation to interpolate between the slope percentages to buffer width relationships provided in the NRCS guidance.

Not all land use types within the buffer areas are candidates for conversion to filter strips. Existing forests and undisturbed grasslands already function as filter strips and conversion of developed residential or commercial lands is often not feasible. In general, agricultural lands are the land use type most conducive to conversion to buffer strips and will likely provide the greatest benefit to water quality once converted. Therefore, GIS software was used to extract the approximate acreage of agricultural lands surrounding potential tributaries and buffer areas of the impaired stream segments within the Rock River/Pierce Lake watershed. The calculated overall buffer areas and acreage of agricultural land within the buffer distances for the impaired segments and its tributaries are provided in **Table 9-5**. These data represent an approximation of the maximum acreage of land potentially available for conversion to filter strips. A more detailed assessment of a given property is necessary to determine the exact size and extent of convertible lands likely to provide the greatest benefit to surface water quality following conversion to filter strips.

Table 9-5 Average slopes, Filter Strip Flow Length, Total Buffer Area, and Area of Agricultural Land within Buffers Potentially Suitable for Conversion to Filter Strips within the Rock River/Pierce Lake Watershed

Impaired Stream Segment	Segment ID	Avg Stream Slope (%)	Filter Strip Flow Length (ft)	Total Buffer Area (acres)	Agricultural Land in Buffer (acres)
Keith Creek	IL_PR-99	3	180	151	0.22
Keith Creek	IL_PR-01	3	180	446	63
North Fork Kent Creek	IL_PSB-01	2	144	412	101
South Fork Kent Creek	IL_PSA	4	216	481	104
North Kinnikinnick Creek	IL_PU	3	180	628	216
South Kinnikinnick Creek	IL_PT	4	216	724	248
Spring Creek – North	IL_PZZG	4	216	447	54

There is a total of approximately 786 acres of agricultural land within the various buffer distances of the impaired stream segments where filter strips could potentially be installed. Landowners should be encouraged to evaluate their land adjacent to impaired streams and their tributaries to determine the practicality of installing or extending filter strips to achieve effective flow lengths as described in the NRCS guidance provided in **Table 9-5**. **Figure 9-1** shows the buffered areas and agricultural lands suitable for conversion to filter strips within the watershed.

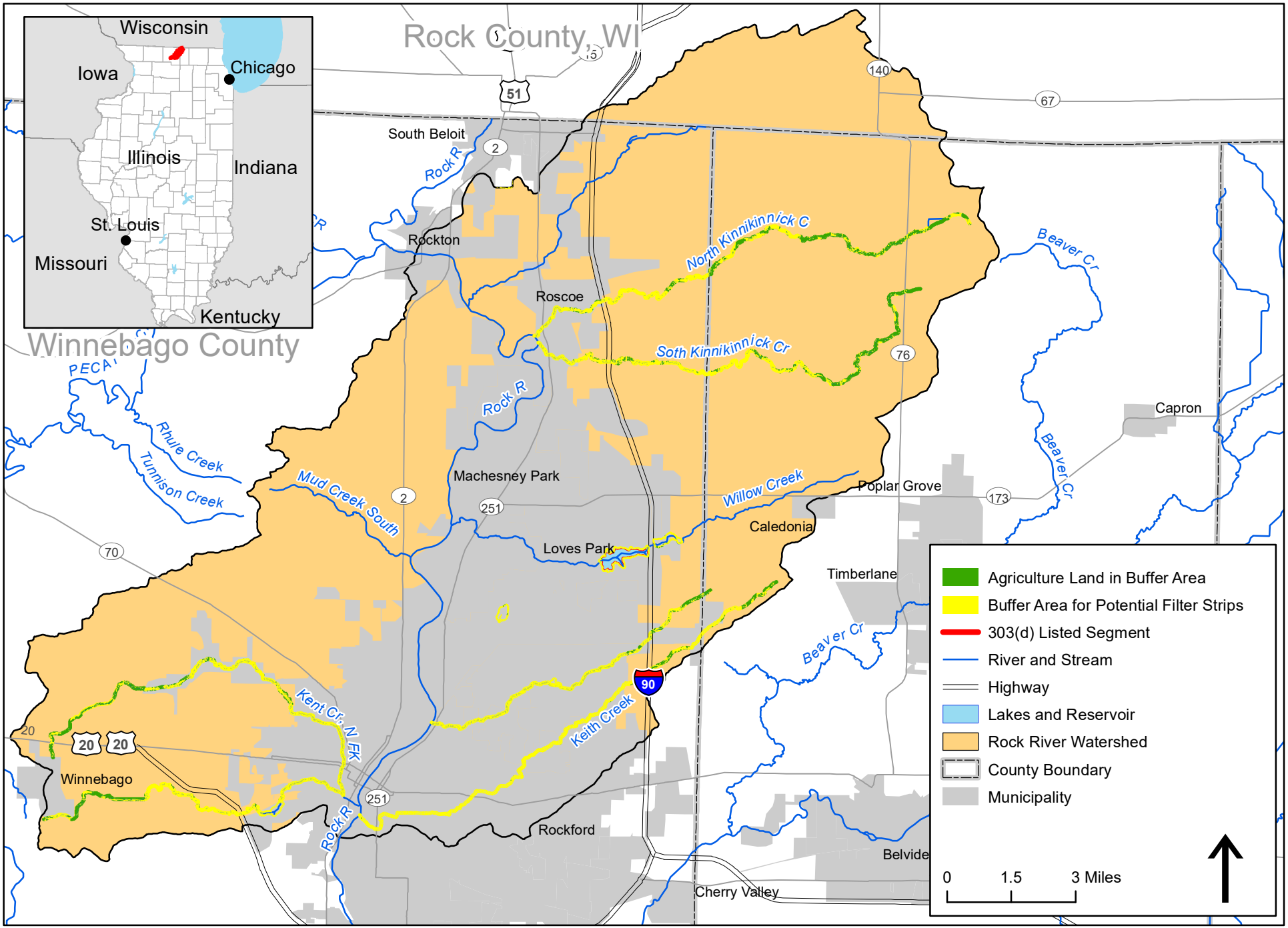

DRAFT

CDM Smith

Figure 9-1: Rock River/Pierce Lake
Buffer Areas and Agricultural Lands Potentially Suitable for Conversion to Filter Strips

If this BMP is selected for use by a landowner, a separate plan should be prepared for each area which will use this practice. Additional guidance and minimum plan elements are discussed in Illinois NRCS CPS 393, including site preparation; seed, seeding rates, and mixtures; lime and fertilizer; seedbed preparation and seeding; and operation and maintenance.

Riparian Buffers: Similar to filter strips described above, riparian vegetation buffers enhance infiltration of runoff and subsequent trapping of nonpoint source pollutants such as fecal coliforms. The vegetation also serves to reinforce streambank soils, which helps minimize erosion. The primary difference between filter strips and riparian buffers are the types of vegetation plantings used within the buffer area. Riparian buffers leverage woody vegetation such as trees and shrubs. Grassland, forest, and agricultural areas within the appropriate buffer zones for each impaired stream segment within the Rock River/Pierce Lake watershed are shown in **Table 9-5**. There are 3,289 acres within the buffer area of impaired stream segments. Approximately 786 of those acres are classified as agricultural. Landowners should assess parcels adjacent to the stream channels and maintain or improve existing riparian areas or potentially convert cultivated lands.

Soil Retention: Soil retention practices could help reduce bacterial loads into the impaired stream segments by reducing erosion of soils. As indicated above, approximately 58,315 acres of the Rock River/Pierce Lake watershed are under cultivation, which accounts for about 39 percent of the watershed area. Farming practices in the watershed should be assessed to determine methods being used, where they can be improved upon, and what additional practices might be appropriate to reduce nutrient loads through soil retention.

Any farming/soil retention methods with the capability to reduce sediment and suspended solids entering impaired waterways also have the potential to reduce fecal coliform loads. In addition to conservation tillage and buffer strips (riparian or filter strips) as described above, other examples of soil retention methods may include:

- Field borders: A minimum 30-foot strip of permanent vegetation such as stiff-stemmed, upright grasses, grass/legumes, forbs, and/or shrubs established at the edge or around the perimeter of a cropland or grazing fields to reduce erosion from wind and water and protect soils and water quality.[43]

- Contour farming: Aligning ridges, furrows, and roughness formed by tillage, planting, and other operations to alter the velocity and/or direction of water flow to or around hillslopes in areas where crops are grown on sloping lands.[44]

- Conservation crop rotation: A planned sequence of at least two different crops grown on the same ground over a period of time (i.e., the rotation cycle), and applies to all cropland where at least one annually planted crop is included in the rotation. To recover excess nutrients from the soil profile and reduce water quality degradation, crops with quick germination and root system formation, a rooting depth sufficient to reach the nutrients

[43] NRCS. 2022a. Conservation Practice Standard. Field Borders. Code 386. https://efotg.sc.egov.usda.gov/api/CPSFile/35382/386_IL_CPS_Field_Border_2022

[44] NRCS. 2021a. Conservation Practice Standard. Contour Farming. Code 330. https://efotg.sc.egov.usda.gov/api/CPSFile/32990/330_IL_CPS_(Con)tour_Farming_2021

not removed by the previous crop, and nutrient requirements that readily utilize the excess nutrients should be used.

- Strip-cropping: A practice of growing planned rotations of erosion-resistant and erosion-susceptible crops or fallow in a systematic arrangement of approximately equal strips (two or more) across a field. Strip-cropping can reduce sheet, rill, and wind erosion as well as the transport of sediment and other water- and wind-borne contaminants. Strip-cropping can be applicable on steeper slopes but is less effective on slopes exceeding 12 percent.[45]

- Cover cropping: A cover crop consists of grasses, legumes, and forbs planted for seasonal vegetative cover that may either be established between successive production crops, or companion-planted or relay-planted into production crops. The cover crop should be established as soon as practical prior to or after harvest of the production crop and terminated as late as practical to maximize plant biomass production and nutrient uptake while allowing time to prepare the field for the next production crop.[46]

- Terracing: A soil conservation practice that may consist of an earthen embankment, channel, or combination of ridges and channels constructed across high gradient slopes that can prevent runoff of precipitation from causing serious erosion. Terraces reduce both the volume and velocity of water moving across the soil surface which reduces peak discharge rates by temporarily storing runoff and allowing associated sediment and other contaminants to settle out behind the terrace ridge rather than directly entering receiving waters.[47]

- Critical area planting: The establishment of permanent vegetation on sites that have or are expected to have high erosion rates, and/or on sites that have physical, chemical, or biological conditions that prevent the establishment of vegetation using normal practices.[48]

- Sediment basins: A basin formed by an embankment or excavation, or combination of these, with a constructed engineered outlet that captures and detains sediment-laden runoff or other debris for a sufficient length of time. Sediment basins act as the last line of defense for capturing sediment when erosion has already occurred and must have sediment storage capacity, detention storage, and temporary flood storage capacities. For maximum sediment retention, the basin should be designed so that the detention storage remains full of water between storm events. If site conditions, safety concerns, or local laws preclude a permanent pool of water, all or a portion of the detention and sediment storage may be designed to be dewatered between storm events.[49]

---

[45] NRCS. 2021b. Conservation Practice Standard. Stripcropping. Code 585. https://efotg.sc.egov.usda.gov/api/CPSFile/33038/585_IL_CPS_Stripcropping_2021

[46] NRCS. 2015. Conservation Practice Standard. Cover Crop. Code 340. https://efotg.sc.egov.usda.gov/api/CPSFile/5525/340_IL_CPS_Cover_Crop_2015

[47] NRCS. 2021c. Conservation Practice Standard. Terrace. Code 600. https://efotg.sc.egov.usda.gov/api/CPSFile/31209/600_IL_CPS_Terrace_2021

[48] NRCS. 2022b. Conservation Practice Standard. Critical Area Planting. Code 342. https://efotg.sc.egov.usda.gov/api/CPSFile/35815/342_IL_CPS_Critical_Area_Planting_2022

[49] NRCS. 2017. Conservation Practice Standard. Sediment Basin. Code 350. https://efotg.sc.egov.usda.gov/api/CPSFile/5539/350_IL_CPS_Sediment_Basin_2017

Wetlands: The use of wetlands as a structural control is applicable to fecal coliform reduction. To treat loads from agricultural runoff, such as from manure, wetlands could potentially be constructed at select locations where more focused runoff from fields occurs; e.g., downstream of a CAFO. Wetlands are effective BMPs for bacteria and sediment control because they:

- Prevent floods by temporarily storing water, allowing the water to evaporate or percolate into the ground.
- Filter sediment.
- Slow overland flow of water thereby reducing soil erosion and contaminant transport.

A properly designed and functioning wetland can provide very efficient treatment of pollutants, such as fecal coliform. Design of wetland systems is critical to the sustainable functionality of the system and should consider soils in the proposed location, hydraulic retention time, and space requirements. In general, soils classified as hydric are most suitable for wetland construction. Areas near waterways that are not currently classified as wetlands but have hydric soils present are typically strong candidates for potential wetland construction. Existing wetland areas may also be candidates for reconstruction or enhancement to improve their runoff filtration capacity. **Figure 9-2** highlights the areas along stream segments within the Rock River/Pierce Lake watershed that consist of hydric soils or wetlands which would be suitable for conversion or enhancement to help reduce nutrient loads into area waterways. These data layers are developed on a large-scale and on-site soil investigation and wetland delineation is typically necessary for verification of the suitability of a given area for wetland construction.

Constructed wetlands, which comprise the second or third stage of a nonpoint source treatment system, can be very effective at improving water quality. Studies have shown that artificial wetlands designed and constructed specifically to remove pollutants from surface water runoff have removal rates of greater than 90 percent for suspended solids.[50,51,52,53] Contaminant removal rates can be improved if sheet flow is maintained to the wetland and vegetation and substrate are monitored to ensure the wetland is operating optimally. Sediment or vegetation removal may be necessary if the wetland removal efficiency is lessened over time.[54] Guidelines for wetland design suggest a wetland to watershed ratio of 0.6 percent for nutrient and sediment removal from agricultural runoff is optimal.

---

[50] Johnson, R., R. Evans, and K. Bass. 1996. *Constructed Wetlands Demonstration Project for NPS Pollution Control*. North Carolina Department of Natural Resources: Division of Water Quality.

[51] Moore, J.A., and D. Smith. 2006. *Understanding Natural Wetlands*. Oregon State University Extension Service. EC1407. https://catalog.extension.oregonstate.edu/sites/catalog/files/project/pdf/ec1407.pdf

[52] EPA. 2003. *National Management Measures to Control Nonpoint Source Pollution from Agriculture*. Office of Water. EPA 841-B-03-004.

[53] Kovosic, D.A., M.B. David, L.E. Gentry, K.M. Starks, and R.A. Cooke. 2000. "Effectiveness of Constructed Wetlands in Reducing N and P Export from Agricultural Tile Drainage." *Journal of Environmental Quality*. 29:1262–1274.

[54] EPA. 2003.

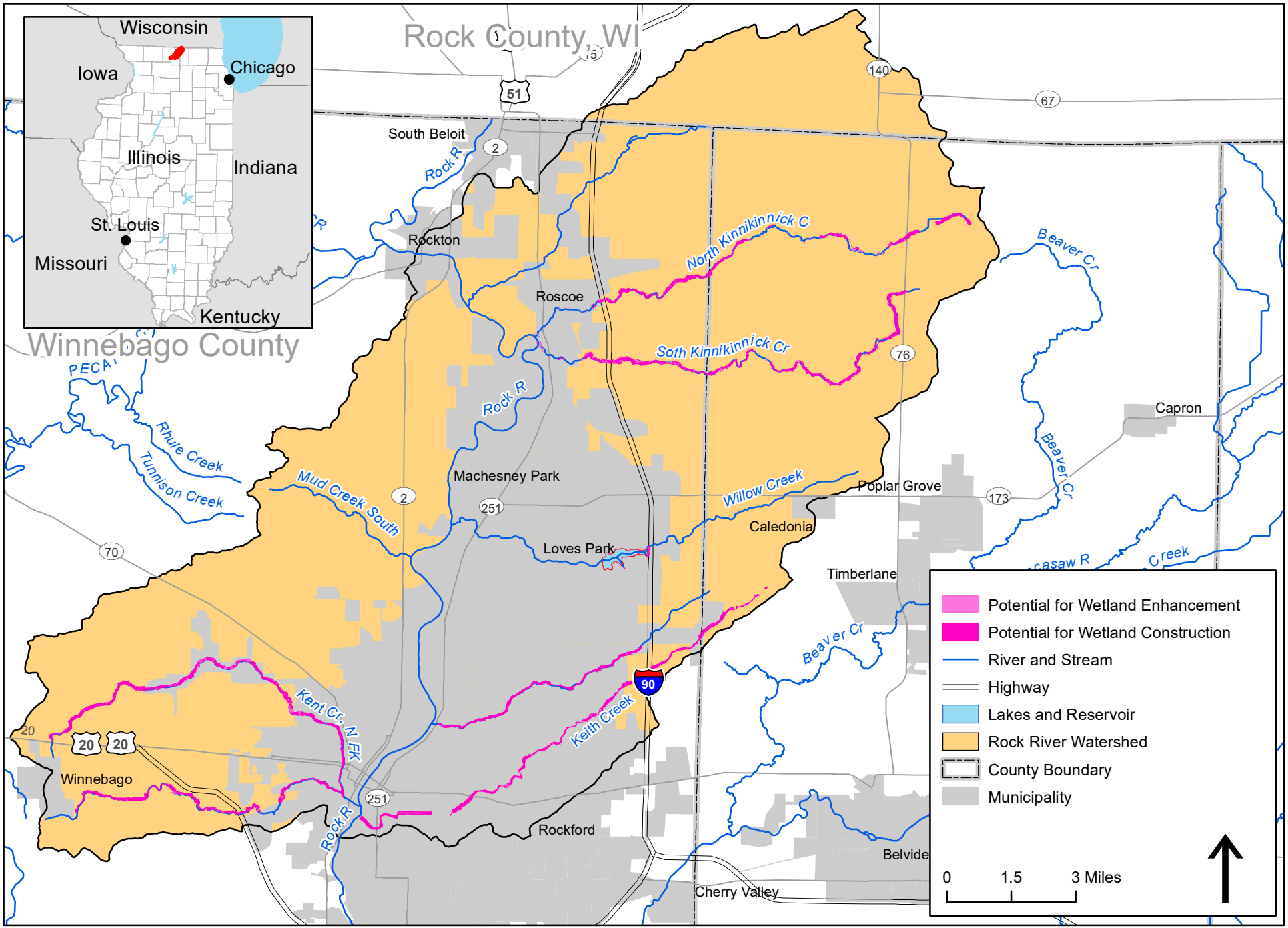

DRAFT

CDM Smith

Figure 9-2: Rock River/Pierce Lake
Hydric Soils, Existing Wetlands, and Potential Wetland Construction

WASCOBs: WASCOBs are earth embankments or combination ridge and channel systems constructed across the slopes of minor watercourses to reduce watercourse and gully erosion. These basins act as water detention basins and trap sediments (and the pollutants bound to the sediment) prior to them reaching a receiving water. The WASCOB reduces gully erosion by controlling flow within the drainage area, and the basins may be installed singly or in series as part of a system. The practice applies to sites where the topography is generally irregular, runoff and sediment damage land and improvements, and watercourse or gully erosion is a problem. Adequate and stable outlets from the basin are required to convey runoff water to a point where it will not cause damage. Additionally, sheet and rill erosion should be controlled by other conservation practices; i.e., the WASCOB would be part of another conservation system that adequately addresses resource concerns both above and below the basin. However, if land ownership or physical conditions preclude treatment of the upper portion of a slope, a WASCOB may be used to separate the upper area from and permit treatment of the lower slope.

WASCOBS should, at a minimum, be designed to be large enough to control runoff from at least a 10-year, 24-hour storm using a combination of flood storage and discharge through the outlet. Additionally, the WASCOB must be designed to have the capacity to store at least the anticipated 10-year sediment accumulation. Otherwise, periodic sediment removal is required as part of the maintenance activities in order to maintain the required capacity. Locations are determined based on slopes, erosion areas, crop management, and soil survey data.

When using a WASCOB, a separate plan shall be prepared for each treatment unit which will use this practice. Local NRCS personnel can often provide information and advice for design and installation. Illinois NRCS CPS 638.[55] also provides additional information on the design and maintenance requirements for WASCOBs, as well as information on cropping activity recommendations and requirements around the basin. Maintenance includes reseeding or planting the basins in order to maintain vegetation, where specified, and periodically checking them, especially after large storms, to determine the need for embankment repairs or mechanical removal of excess sediment. Inlets and outlets should be cleaned regularly. Damaged components should be replaced promptly.

Streambank Protection: Treatments used to stabilize and protect banks of streams or constructed channels are discussed in Illinois NRCS CPS 580.[56] This practice can be used to help maintain the flow capacity of streams or channels, and to reduce the offsite or downstream effects of sediment resulting from bank erosion. Prior to implementation of the practice, an assessment of the unstable streambank sites should be conducted in sufficient detail to identify the causes contributing to the instability (e.g., livestock access, watershed alterations resulting in significant modifications of discharge or sediment production, and in channel modifications such as water level fluctuations and boat-generated waves). Protective treatments need to be compatible with the bank materials, water chemistry, channel hydraulics, and slope characteristics above and below the water line. Treatment area designs should provide for

[55] NRCS. 2018. Conservation Practice Standard. Water and Sediment Control Basin. Code 638. https://efotg.sc.egov.usda.gov/api/CPSFile/5838/638_IL_CPS_Water_and_Sediment_(Con)trol_Basin_2018

[56] NRCS. 2020. Conservation Practice Standard. Streambank and Shoreline Protection. Code 580. https://www.nrcs.usda.gov/sites/default/files/2022-10/Streambank_Shoreline_Protection_580_CPS_10_2020.pdf

protection of installed treatments from overbank flows resulting from upslope runoff and flood return flows, and from bank seepage.

Livestock traffic along treated streambanks should be limited to stable access points. All disturbed areas around protective treatments shall be protected from erosion through cultivation or selected vegetation suitable for the site conditions and intended purposes. Streambanks should be assessed to determine whether the causes of instability are local (e.g., poor soils, high water table in banks, alignment, obstructions deflecting flows into the bank, etc.) or systemic (e.g., aggradation due to increased sediment from the watershed, increased runoff due to urban development in the watershed, degradation due to channel modifications, etc.). Bank protection treatment should not be installed in channel systems undergoing rapid and extensive changes in bottom grade and/or alignment unless the treatment is designed to control or accommodate the changes. Bank treatment shall be constructed to a depth at or below the anticipated lowest depth of streambed scour. When appropriate, a buffer strip and/or diversion may be established at the top of the bank protection zone to help maintain and protect installed treatments; improve their function; and filter out sediments, nutrients, and pollutants from runoff. Some available approaches to potentially decrease nonpoint TSS and/or pollutant source loads, as well as help stabilize eroding banks include the following:

- Stone Toe Protection: Non-erodible materials are used to protect the eroding banks of tributary streams that discharge into the lake. Meandering bends found in the watershed could potentially be stabilized by placing the hard armor only on the toe of the bank. Stone toe protection is most commonly implemented using stone quarry stone that is sized to resist movement and is placed on the lower one-third of the bank in a windrow fashion.

- Rock Riffle Grade Control: Naturally stable stream systems typically have an alternating riffle-pool sequence that helps to dissipate stream energy. Riffle rock grade control places loose rock grade control structures at locations where natural riffles would occur to create and enhance the riffle-pool flow sequence of stable streams. By installing riffle rock in an incised channel, the riffles will raise the water surface elevation resulting in lower effective bank heights, which increases the bank stability by reducing the tractive force on the banks.

- Floodplain Excavation: Rather than raising the water level, Floodplain Excavation lowers the floodplain to create a more stable stream. Floodplain Excavation uses mechanical means to restore the floodplain by excavating and utilizing the soil that would eventually be eroded away and deposited in the stream.

- Rock chutes: Rock chutes are riprap lined water conveyance structures used to move water down a slope in a non-erosive manner. The main purpose of a rock chute is to reduce channel flow velocity by dissipating energy and to provide a stable grade at the outlet to prevent erosion.

Private Septic System Inspection and Maintenance Program: It is unclear to what extent businesses, residences, and other structures in the watershed are served by septic vs. municipal sewer systems. Most of businesses, residences, and other structures in the developed areas are expected to be served by a municipal sewer district; however, many households in rural areas of Illinois, as well as in some smaller townships, that are not connected to municipal sewers make

use of onsite sewage disposal systems, or septic systems. The degree of nutrient and pathogen removal in these systems is limited by soils and system upkeep and maintenance.

Failing or leaking septic systems can be a source of fecal coliform pollution. A program that actively manages functioning systems and addresses non-functioning systems could be implemented to reduce the potential phosphorus loads from septic systems in the watershed. The USEPA has developed guidance for managing septic systems, which includes assessing the functionality of systems, public health, and environmental risks.[57] It also introduces procedures for selecting and implementing a management plan.

To reduce the discharge of excessive amounts of contaminants from a faulty septic system, a scheduled maintenance plan that includes regular pumping and maintenance of the septic system should be followed. The majority of failures originate from excessive suspended solids, nutrients, and BOD loading to the septic system. Reduction of solids entering the tank can be achieved by limiting the use of garbage disposals.

Septic system management practices can extend the life, and maintain the efficiency, of a septic system. Water conservation practices, such as limiting daily water use or using low flow toilets and faucets, are the most effective methods to maintain a properly functioning septic system. Additionally, septic systems should not be used for the disposal of solids, such as cigarette butts, cat litter, cotton swabs, coffee grounds, disposable diapers, etc. Physical damage to the drain field can be prevented by:

- Maintaining a vegetative cover over the drain field to prevent erosion
- Avoiding construction over the system
- Protecting the area down slope of the system from excavation
- Landscape the area to divert surface flow away from the drain field (Johnson 1998)

The cost of each management measure is highly variable and site-specific data on septic systems and management practices do not exist for the watershed; therefore, homeowners with septic systems should contact their county health department for septic system management costs.

Current protocols for addressing failing septic systems should adhere to the Illinois Private Sewage Disposal Licensing Act and Code "to prevent the transmission of disease organisms, environmental contamination and nuisances resulting from improper handling, storage, transportation and disposal from private sewage disposal systems". Any new, replaced, or renovated system must be installed by a licensed contractor or the homeowner and permitted through the county health department. The department must receive both an application for permit and the appropriate fee from the contractor/homeowner. Once reviewed and approved, a permit is issued and an inspection of the system is conducted during and after construction. The county health department also investigates private sewage disposal system complaints.

[57] USEPA. 2023. Septic System Care and Maintenance. https://www.epa.gov/septic/septic-system-care-and-maintenance

A long-range solution to failing septic systems is connection to a municipal sanitary sewer system. Connection to a sanitary sewer line would reduce fecal coliform and phosphorus sources by replacing failing septic systems with municipal treatment and will allow communities to develop without further contribution of pollutants to impaired waterbodies. Costs for the installation are generally paid over a period of several years (average of 20 years) and help to avoid forcing homeowners to shoulder the entire initial cost of installing a new septic system. In addition, costs are sometimes shared between the community and the utility responsible for treating the wastewater generated from replacing the septic tanks. The planning process is involved and requires participation from townships, cities, counties, businesses, and citizens.

Animal Waste Management: Animal waste from domestic animals or livestock can also be a source of fecal coliform loads into impaired stream segments. A number of animal waste management techniques are helpful in reducing bacterial loads that enter waterways. Examples of effective animal waste management methods may include:

- Stream Crossings: A stream crossing is a stabilized area or structure constructed across a stream to provide a travel way for people, livestock, equipment, or vehicles. Use of established stream crossings can reduce streambank and streambed erosion, as well as improve water quality by reducing sediment, nutrient, organic, and inorganic loading downstream. This practice applies to all land uses where an intermittent or perennial watercourse exists and a ford, bridge, or culvert type crossing is needed.

  Stream crossings should in areas where the streambed is stable or can be stabilized, and preferably where the crossing can be installed perpendicular to the direction of stream flow. Each proposed crossing site should be evaluated for variations in stage and discharge, hydraulics, aquatic organism life stages, fluvial geomorphic impacts, sediment transport and flow continuity, groundwater conditions, and movement of woody and organic material. The crossing should then be designed to account for the known range of factors. Crossings should not be placed where the channel grade or alignment changes abruptly, excessive seepage or instability is evident, overfalls exist (evidence of incision and bed instability), where large tributaries enter the stream, within 300 feet of known spawning areas for listed species, or in wetland areas. The width of the crossing will depend upon its intended purpose.

- Restrict Livestock Access to Streams and Tributaries: Reduction of livestock access to streams is recommended to limit damage to streambanks and reduce bacterial loads entering the stream. Access of livestock and other animals to streams can increase bank erosion, trample filter strips and riparian buffers causing short circuiting of pollutant treatment, and introduce organic contaminants directly into the stream. Exclusion or restricting pet, livestock, and wildlife access to streams with fencing helps reduce pollutant loads. Fencing and alternate watering systems are effective ways to restrict livestock from streams; however, fencing emplacement is not always feasible from either a cost or animal management viewpoint. If used, fencing should be placed outside of the filter strips/riparian areas.

- Pet Waste Management: Domestic pet waste can contribute bacteria and nutrient loads to impaired streams or lakes through stormwater runoff that picks up and carries pet waste into storm sewers or discharge directly into waterways. Public outreach and education campaigns that encourage pet owners to pick up their dog's waste is a tool that can help reduce bacteria loading in impaired streams. Installing pet waste disposal systems and offering pet waste bags in residential areas or in parks or open spaces within bacteria impaired watersheds can also help reduce fecal coliform loads entering streams.

- CAFO BMPs (40 CFR 412.4): The proper management of waste from commercial animal operations within the watershed can help reduce bacteria loadings to area waterways. BMPs for the land application of manure and other process wastewater from such facilities are defined in 40 § CFR 412.4. Examples of applicable BMPs include using a setback, or specified distance from surface waters or their tributaries, where manure or other waste products are located or applied as well as using vegetated buffers or filter strips to help filter out or intercept contaminated runoff from animal facilities.

Urban Soil/Erosion BMPs: Table 9-6 summarizes the percentage of land that is developed or urban within each impaired stream segment's subbasin. In the developed/urban areas of the watershed, decreased infiltration and increased runoff rates associated with the prevalence of impervious surfaces and increased overland flow can contribute to high sediment and bacterial loads in the impaired stream segments. Most modern developments route runoff from impervious surfaces directly into storm sewers or paved channels which effectively convey the pollutants into receiving water bodies with little to no opportunity for infiltration or filtering. The storm sewers and lined channels then convey the runoff water downstream at a much faster rate than would normally occur in a natural, nonurbanized, setting.

Table 9-6 Urban and Developed Areas for the Rock River/Pierce Lake Watershed Subbasins

Impaired Stream Segment	Segment ID	Land Cover Area (acres)	Developed Area (acres)	Percent Developed
Keith Creek	IL_PR-99	8,854	7,090	80%
Keith Creek	IL_PR-01	7,251	5,499	76%
North Fork Kent Creek	IL_PSB-01	19,426	5,884	30%
South Fork Kent Creek	IL_PSA	10,039	3,837	38%
North Kinnikinnick Creek	IL_PU	12,936	2,157	17%
South Kinnikinnick Creek	IL_PT	13,583	1,739	13%
Spring Creek – North	IL_PZZG	4,109	2,948	72%

The long-term effects of urban development upon water bodies and wetlands primarily results in the elimination of vegetation and other natural materials. The typical consequences of these alterations include reduced shading and a resultant increase in water temperature, reduced capacity for pollutant filtering, and increased stream instability and erosion. The Association of Illinois SWCDs maintains and updates the Illinois Urban Manual, which is "intended for use as a technical reference by developers, planners, engineers, government officials and others involved in land use planning, building site development, and natural resource conservation in rural and

urban communities and developing areas."[58] Below is information on urban stormwater BMPs that can be used within the watershed. Detention basins, rock check dams and/or manufactured tri-dikes, and silt fences are BMPs employed to reduce surface runoff, particularly addressing the reduction of sediments and bacterial loads.

- Detention Basins: A dry detention basin is a vegetated basin designed to hold stormwater runoff, thus reducing peak stormwater flows and reducing flooding. Drainage areas for these basins are typically between 5 and 50 acres, and plans and specifications require the signature of a licensed professional engineer. Design components include basin inflow and outflow control structures, an emergency spillway, and basin planting. Practice standard 809 in the Urban Manual provides additional information.

- Rock Check Dam: A rock check dam is a small dam built across a grass swale or road ditch to slow stormwater flows, reduce erosion, trap sediment, and increase infiltration. The practice is limited to small, grassed swales or open channels that drain 10 acres or less. Practice standard 905 in the Urban Manual provides additional information on criteria, plans/specifications, and operations and maintenance.

- Manufactured tri-dikes: Also known as manufactured ditch checks (reference practice standard 814 in the Urban Manual), this practice involves installing a prefabricated temporary dam or flowthrough device (10 to 15 inches in height) across a swale or road ditch to slow water flow. Similar to a rock check dam, the purpose of manufactured ditch checks is to trap sediment, promote settling of suspended solids, reduce erosion, and promote infiltration. The practice is used where grading activity occurs in areas of concentrated flows with slopes less than 8 percent and flow velocities less than 8 cubic feet per second.

- Silt fence: A silt fence is a temporary barrier of filter fabric stretched between posts to cause sediment deposition from sheet flows from disturbed sites. Maximum drainage areas for overland flow to a silt fence should not exceed 0.5 acres per 100 feet of fence. Practice standard 920 of the Urban Manual provides additional information.

9.3.2 Recommendations for Total Phosphorus Reduction

Phosphorus loads in the Rock River/Pierce Lake watershed originate from both internal and external sources. As presented in previous sections, internal nutrient recycling may be a source of TP to the lake in addition to external sources such as septic systems, waterfowl, and agricultural activity.

Phosphorus is a nutrient critical to healthy ecosystems at low concentrations; however, overenrichment of phosphorus can result in aquatic ecosystem degradation when nitrogen is also available in sufficient quantities. Nutrient enrichment can result in rapid algal growth as available nutrients and carbon dioxide are consumed. This response can alter pH, decrease DO (which is critical to other aquatic biota), alter the diurnal DO pattern, and even create anoxic conditions. In

[58] Association of Illinois SWCDs. *Illinois Urban Manual*. https://illinoisurbanmanual.org/

addition, nutrient enrichment can reduce water clarity and light penetration and is aesthetically displeasing.

Inputs of phosphorus can originate from both point and nonpoint sources. Most of the phosphorus discharged by point sources is soluble and originates from anthropogenic sources. For example, effluents from municipal sewage treatment plants are often a contributor of phosphorous loads to area waterways. Contributions from failed on-site wastewater treatment (septic) systems can also be a significant source (nonpoint), especially if they are concentrated in a small area. Phosphorus from nonpoint sources is generally insoluble or particulate. Most of this phosphorus is bound tightly to soil particles and enters streams from erosion. The impact from phosphorus discharged by nonpoint sources is typically intermittent and is most often associated with stormwater runoff.

To achieve a reduction of TP for the Rock River/Pierce Lake watershed, management measures must primarily address loading through sediment and surface runoff controls. BMPs that could be used for treatment of these nonpoint sources include:

- Conservation tillage practices
- Filter strips and riparian buffers
- Farming/soil retention practices
- Wetlands
- WASCOBs
- Streambank Protection
- Septic Systems
- Animal waste management
    - Waterfowl
- Urban soil/erosion BMPs
- Nutrient management
- Phosphorus-based lawn fertilizer restrictions
- Shoreline protection
- In-lake management measures

Section 9.3.1.2 discusses conservation tillage, filter strips, riparian buffers, farming/soil retention, wetlands, WASCOBs, streambank protection, animal waste management and urban soil erosion BMPs, all of which are also applicable to reduction of phosphorus loads into Pierce Lake if applied upgradient of the waterbody. The paragraphs that follow provide detailed explanations for the remaining TP nonpoint source controls listed above.

Nutrient Management: Nutrient management programs could result in reduced nutrient loads to impaired segments within the Rock River/Pierce Lake Watershed and help improve DO levels. Crop management of nitrogen and phosphorus originating in the agricultural portions of the watershed can be accomplished through NMPs that focus on increasing the efficiency with which applied nutrients are used by crops, thereby reducing the amount available to be transported to both surface water and groundwater.

The overall goal of nutrient reduction from agriculture should be to increase the efficiency of nutrient use by balancing nutrient inputs in feed and fertilizer with outputs in crops and animal produce and to manage the concentration of nutrients in the soil. The four "Rs" of nutrient management are applying the right fertilizer source at the right rate at the right time and in the right place. It is not unusual for crops in fields or portions of fields to show nutrient deficiencies during periods of the growing season, even where an adequate NMP is followed. The fact that nutrients are applied does not necessarily mean they are available. Plants obtain most of their nutrients and water from the soil through their root system. Any factor that restricts root growth and activity has the potential to restrict nutrient availability and result in increased nutrient runoff.

Reducing nutrient loss in agricultural runoff may be brought about by source and transport control measures such as filter strips or grassed waterways. NMPs account for all inputs and outputs of nutrients to determine reductions. NMPs typically include the following measures:

- Review of aerial photography and soil maps.
- Regular soil testing to determine areas where adequate or excessive fertilization has taken place, monitor where nutrient buildup in soils occurs, and aid in determining fertilization maintenance requirements. Appropriate soils sampling and analysis techniques are described in the Illinois Agronomy Handbook.[59]
- Review of current and/or planned crop rotation practices.
- Establishment of yield goals and associated nutrient application rates, which can help minimize the potential for excessive buildup of phosphorus and reallocate phosphorus sources to fields or areas where the greatest agronomic benefits can be produced.
- Development of nutrient budgets with planned application rates, application methods, and timing and form of nutrient application.
- Identification of sensitive areas and restrictions on application when land is snow covered, frozen, or saturated.

Regional differences in phosphorus-supplying power are shown in Figure 8-4 of the Illinois Agronomy Handbook.[60] The differences were broadly defined primarily based on variability in parent material, degree of weathering, native vegetation, and natural drainages. For example,

---

[59] University of Illinois Urbana-Champaign. 2021. *Illinois Agronomy Handbook.* http://extension.cropsciences.illinois.edu/handbook/

[60] Fernandez, F.G., and R.G. Hoeft. Under Revision. "Managing Soil pH and Crop Nutrients." Chapter 8 in: *Illinois Agronomy Handbook.* chapter08.pdf (illinois.edu)

soils developed under forest cover appear to have more available subsoil phosphorus than those developed under grass. Soil test values are used to determine when buildup and maintenance of soil phosphorus is needed to supplement soils with low phosphorus-supplying power. Specific application amounts should be determined by periodic soil testing. Subsoil levels of phosphorus in the southern Illinois region may be rather high by soil test in some soils, but this is partially offset by conditions that restrict rooting.

Excessively high phosphorus soil test levels should not be maintained. While soil test procedures were designed to predict where phosphorus was needed, not to predict environmental problems, the likelihood of phosphorus loss increases with high phosphorus test levels. Environmental decisions regarding phosphorus applications should include such factors as distance from a significant lake or stream, infiltration rate, slope, and residue cover. One possible problem with using soil test values to predict environmental problems is in sample depth. Normally samples are collected to a 7-inch depth for predicting nutritional needs. For environmental purposes, it would often be better to collect the samples from a 1- or 2-inch depth, which is the depth that will influence phosphorus runoff. Another potential problem is variability in soil test levels within fields in relation to the dominant runoff and sediment-producing zones. Several fertilizer placement recommendations are described in the Illinois Agronomy Handbook. However, given the propensity of phosphorus to bind tightly to soil particles and subsequently enter streams through erosion, the deep fertilizer placement technique may be most appropriate in phosphorus impaired areas. Under the deep placement technique, the fertilizer is placed 4 to 8 inches deep into the soil rather than being spread near the surface.

Fertilizer Restrictions: Runoff from urban areas may include phosphorus-based fertilizers applied to residential lawns, golf courses, and other surfaces. If used too close to a receiving water body, phosphorus present in stormwater runoff will enter the water body. Illinois has a statute in place that governs the use of phosphorus-based fertilizers in urban areas—the Lawn Care Products Application and Notice Act (415 Illinois Compiled Statutes 65).[61] This act includes the following prohibitions for phosphorus-based fertilizers (see the act for limited exceptions):

- They shall not be applied to lawns unless it can be demonstrated by soil test that the lawn is lacking in phosphorus when compared against the standard established by the University of Illinois (see the act for exceptions).
- They shall not be applied to impervious surfaces.
- They shall not be applied within 3 feet of any water body if a spray, drop, or rotary spreader is used. If other equipment is used, the fertilizer may not be applied within 15 feet of a water body.
- They shall not be applied when the ground is frozen or saturated.
- Appropriate lawn markers for the application event and notifications to potentially affected adjacent properties are required.

[61] 415 ILCS 65. Environmental Safety. Lawn Care Products Application and Notice Act. https://www.ilga.gov/legislation/ilcs/ilcs3.asp?ActID=1597&ChapterID=36

Shoreline Protection: Treatments used to stabilize and protect shorelines of lakes, reservoirs, or estuaries are also discussed in Illinois NRCS CPS 580.[62] Factors that may be impacting Pierce Lake shoreline erosion include steep slopes of the original ground at the shoreline, saturation of the soils, wind- and boat-induced waves, or erosive soil types.

Riprap is human-placed rock or other material used to armor shoreline and/or shoreline structures against scour and water, wave, or ice erosion. Conventional placement of riprap blankets on the existing shorelines from a few feet above water level to a few feet below water level can help in reducing erosion to portions of the Pierce Lake shoreline. Other jurisdictions have installed a line of peaked stone riprap at a water depth of 1.5 feet (the edge of the riprap is about 5 to 10 feet from the edge of water) along lake shorelines. This method breaks the waves that would collide with the eroded bank. The riprap also accumulates soil that erodes from the bank, which in turn allows vegetation to establish in the quiescent zones between the riprap and the eroded shoreline. Another benefit of this method is that boats and barges construct the riprap from the water and the steep eroded shorelines are not disturbed by construction equipment. It can take years for the area between the riprap and the edge of the water to accumulate soil and to become fully vegetated.

Waterfowl: Waterfowl are a known contributor to phosphorus loads in lakes and reservoirs, primarily as a result of sizeable migratory and resident Canada geese populations. The lack of estimates of waterfowl in Pierce Lake made it difficult to account for phosphorus loads from this source explicitly; however, waterfowl and other wildlife uses in the watershed are accounted for implicitly by runoff coefficients developed for land uses.

In-Lake Phosphorus Loading: Modeling, described in Section 8, determined that internal loading of phosphorus is likely a significant contributor to overall watershed loads. A reduction of phosphorus from in-lake cycling through in-lake management strategies may be necessary for attainment of the TMDL load allocations. Internal phosphorus loading can occur when the water above the sediments becomes anoxic, causing the release of phosphorus from the sediment in a form that is available for plant uptake. The addition of bioavailable phosphorus in the water column stimulates more plant growth and die-off, which may perpetuate or create anoxic conditions and enhance the subsequent release of phosphorus into the water. Internal phosphorus loading can also occur in shallow lakes through release from sediments by the physical mixing and reintroduction of sediments into the water column as a result of wave action, winds, boating activity, and other means.

For lakes experiencing high rates of phosphorus input from bottom sediments, several management measures are available to control internal loading. Three BMP options for the control of internal loading include the installation of an aerator, the addition of aluminum, and dredging.

[62] NRCS. 2020. Streambank and Shoreline Protection. Code 580. https://www.nrcs.usda.gov/sites/default/files/2022-10/Streambank_Shoreline_Protection_580_CPS_10_2020.pdf

- Hypolimnetic (bottom water) aeration involves air release from an aerator that can be positioned at a selected depth or at multiple depths to increase oxygen transfer efficiencies in the water column and reduce internal loading by establishing aerobic conditions at the sediment-water interface.
- Phosphorus inactivation by aluminum addition (specifically aluminum sulfate or alum) to lakes is the most widely used technique to control internal phosphorus loading. Alum forms a polymer that binds phosphorus and organic matter. The aluminum hydroxide-phosphate complex (commonly called alum floc) is insoluble and settles to the bottom, carrying suspended and colloidal particles with it. Once on the sediment surface, alum floc inhibits phosphate diffusion from the sediment to the water.[63]
- Phosphorus release from the sediment is greatest from recently deposited layers. Dredging approximately 1 meter of recently deposited phosphorus–rich sediment can remove approximately 80 to 90 percent of the internally loaded phosphorus without the addition of potentially toxic compounds to the lake. Dredging may also contribute to reductions in internal phosphorus loading by increasing the depth of large portions of the water body, reducing the degree of reintroduction of sediments into the water column through physical mixing. However, dredging is typically more costly than other management options.

9.4 Costing Estimates and Funding Opportunities

This section provides an overview of the costing estimates and funding opportunity considerations that are important when evaluating the feasibility of implementing phosphorus- and fecal coliform-reducing BMPs within the Rock River/Pierce Lake watershed.

9.4.1 Best Management Practice Cost Estimates

Cost estimates for a number of suggested BMPs are available through the SWCD (**Table 9-7**). Cost information for additional BMPs not included in the table is discussed after the table.

Table 9-7 Fiscal Year 2023 NRCS BMP Cost Data[1]

Practice	Component	Units	Program	Average Cost
329	No Till/Strip Till	Acre	CSP	$2.27
340	Cover Crops	Acre	CSP	$18.49
342	Critical Area Planting	Acre	CSP	$134.88
362	Diversions	Foot	EQIP	$13.26
391	Riparian Forest Buffer	Acre	EQIP	$1,103.90
393	Filter Strip	Acre	EQIP	$459.48
410	Grade Stabilization Structures (drop structures, spillways, concrete block chute)	Square foot	CSP	$9.53
410	Grade Stabilization Structure (embankments, rip rap and concrete chutes)	Cubic yard	CSP	$20.13
412	Grassed Waterway Earthwork	Acre	CSP	$514.08
512	Pasture + Hayland Planting (applies to land not in pasture or hayland within the past 5 years)	Acre	CSP	$43.20
590	Nutrient Management	Acre	CSP	$4.65

[63] Cooke, G.D., Welch, E.B., Martin, A.B. et al. 1993. *Effectiveness of Al, Ca, and Fe salts for control of internal phosphorus loading in shallow and deep lakes*. Hydrobiologia 253, 323–335.

Practice	Component	Units	Program	Average Cost
600	Terrace	Foot	EQIP	$3.55
600	Terrace	Acre	EQIP	$1,122.04
638	WASCOB	Foot	EQIP	$3.89
638	WASCOB	Cubic yard	EQIP	$3.04
656	Constructed Wetland (plantings and earthwork)	Acre	EQIP	$8,054.13
657	Wetland Restoration	Acre	EQIP	$6,080.10
658	Wetland Creation	Acre	EQIP	$3,678.71
659	Wetland Enhancement	Acre	EQIP	$6,450.61

Note:

[1] NRCS. Payment Schedules – Illinois. https://www.nrcs.usda.gov/conservation-basics/conservation-state/illinois/payment-schedule.

Filter Strips and Riparian Buffers: Several types of filter strip practices are available, including areas for native herbaceous vegetation with or without fertility measures required and areas of introduced species, also with or without fertility measures required. Filter strip implementation that includes seedbed preparation and native seed application ranges from $520 per acre to $639 per acre depending on the type used, with an average cost of approximately $594 per acre.

Riparian buffers consisting of bare-root shrubs cost approximately $1.10 to $1.65 each while direct seeding of trees and/or shrubs costs approximately $741 per acre. The direct seeding scenario includes a planting rate of approximately 3,000 to 4,800 seeds per acre as well as the foregone income for the land taken out of crop production. Land preparation, including removing undesirable vegetation and improving site conditions, is estimated at $38 per acre. For cases where an herbaceous cover is preferable, such as native grass or certain species of forbs and/or shrubs, costs average $642 per acre.

Wetlands: The price to establish a wetland is very site-specific and depends on factors such as size and type of vegetation used. Examples of costs associated with constructed wetlands include excavation costs, vegetation removal, and revegetation costs. Costs for wetlands created on a flat-mineral uplands where surface runoff may be intercepted and ponded by excavation range from $3,186 (no embankment) to $3,680 (with embankment). Some areas may favor a wetlands setting that just needs to be enhanced or restored. In an area of natural depression fed by surface runoff, enhancement/restoration is approximately $2,557 per acre.

Enhancing or restoring a wetland on a floodplain site that has existing levees and/or ditches may consist of regrading or shaping the land, potentially including levee removal, for $1,167 per acre. Constructed wetlands to reduce the pollution potential of runoff and wastewater average $7,725 per acre where natural regeneration of wetland plants will be a major contributor to the working vegetation, and $10,286 per acre where wetland vegetation in the pool area is planted at a denser grid (3-foot by 3-foot or closer). As needed, embankments, water control and grade stabilization structures, and filter strips should be added.

9.4.2 Project Funding

Cost-share and incentive programs at the state and federal level are available to landowners, homeowners, and farmers in the watershed to help offset the costs of implementing many of the BMPs recommended in this report. Some of these programs are discussed in this section. When

reviewing the programs, it should be noted that some are only meant to provide incentives to encourage operators or landowners to try the practice. These incentive programs are not intended to cover the entire cost associated with implementing a practice. Additionally, some practices have many variables to consider that will affect both the cost of the program and the incentive or cost-share amount to be received (e.g., NMPs).

9.4.2.1 State-Level Funding

State-level programs to encourage landowners to implement resource-conserving practices for water quality and erosion control purposes are discussed in the paragraphs that follow. Local county representatives may be contacted for more information about available state funding opportunities (**Table 9-8**).

Table 9-8 Local SWCD, NRCS, and Farm Service Agency Contact Information

County	Address	Phone
Winnebago	4833 Owen Center Road Rockford, IL 61101	815-965-2392
Boone	211 N Appleton Road Belvidere, IL 61008	815-544-3465 Ext.3

IDA and Illinois EPA NMP Project: The IDA and Illinois EPA co-sponsor a cropland NMP project in watersheds that have developed or are developing TMDLs. This voluntary project supplies incentive payments to producers to have NMPs developed and implemented. Additionally, watersheds that have sediment or phosphorus identified as a cause for impairment (as is the case in this watershed) are eligible for cost-share assistance in implementing traditional erosion control practices through the NMP project.

Partners for Conservation Program: The Partners for Conservation Program (PFC)[64] provides cost sharing on a variety of practices such as no till systems, WASCOBs, pasture/hayland establishment, critical area planting, cover crops, temporary cover (if added to another practice in order to extend the construction season), filter strips, rain gardens, terrace systems, diversions, well decommissioning, NMPs, and grade stabilization structures. The PFC is funded through the IDA and administered by the local SWCDs. Life/maintenance contracts can be 1 to 10 years depending on the practice, and costs per acre vary significantly from project to project.

SWCD Grants Program: SWCDs assist local landowners improve their natural resource management practices by providing technical assistance and grants that support soil conservation, water quality protection, wetland management, flood control, soil erosion control at urban construction sites, streambank stabilization, recycling, soil interpretation, land use and site suitability, and conservation education.[65]

Conservation Fund Program: The IDNR Conservation Fund Program helps land owners experiencing erosion on their property. Eligible BMPs covered under this program include no till or strip till, cover crops, temporary cover, critical area plantings, filter strips, diversion, grate stabilization structures, grassed waterways, pasture and hayland planting, terraces, and

[64] IDNR. 2023a. https://dnr.illinois.gov/conservation/pfc.html
[65] IDNR. 2023b. https://dnr.illinois.gov/conservation/crep.html

WASCOBs. Funding assistance of up to 50 percent of the cost of the project is available with grant awards of up to $750,000.[66]

Division of Forestry Resources Forestry Assistance Program: Resources are available through the Rural Forest Landowner Assistance Program and the Urban and Community Forestry Program to help private landowners and cities, respectively, address forest stewardship practices.[67]

Green Infrastructure Grant Opportunities: Illinois EPA provides funding through the Green Infrastructure Grant Opportunities (GIGO) program for water quality improvement projects that decrease stormwater runoff. Examples of eligible projects include grassed waterways, permeable pavement, and downspout disconnection. The GIGO offers up to $2,500,000 per funding cycle with a minimum grant of $75,000. The program is a reimbursement program where Illinois EPA issues reimbursement for eligible costs expended after project implementation.[68]

Illinois Green Infrastructure Grant Program for Stormwater Management: The Illinois Green Infrastructure Grant Program for Stormwater Management provides funding to local government entities and organizations to implement green infrastructure practices that control stormwater runoff to protect water quality. Practices such as permeable pavements and other urban BMPs are eligible for funding.[69]

Water Pollution Control Loan Program: Illinois EPA supports local public or private entities implement wastewater and stormwater projects through the Water Pollution Control Loan Program State Revolving Fund loan program. Funding through this program is appropriated annually and combines federal capitalization funding with state matching funds, interest earnings, repayment money, and the sale of bonds to form a source of financing for infrastructure projects. Eligible projects include new or upgraded wastewater infrastructure construction, stormwater-related projects that benefit water quality, and a variety of other projects that improve the quality of Illinois's rivers, streams, and lakes. More information is available at https://epa.illinois.gov/topics/grants-loans/state-revolving-fund.html.

9.4.2.2 Federal Funding

There are several voluntary conservation programs established by various federal agencies that encourage landowners to implement resource-conserving practices for water quality and erosion control purposes. These programs apply to crop fields as well as rural grasslands that are currently used for livestock grazing. Federal-level programs are discussed in the paragraphs that follow. The EPA manages the CWA Section 319 grants. The Farm Service Agency (FSA) oversees the Conservation Reserve Program (CRP) and the Grasslands Reserve Program (GRP). Voluntary conservation programs established through the 2018 U.S. Farm Bill and managed by NRCS include the Agricultural Conservation Easement Program (ACEP), the Conservation Stewardship Program (CSP), and the Environmental Quality Incentives Program (EQIP).

---

[66] IDNR. 2020. https://dnr.illinois.gov/press-release.21619.html
[67] IDNR.2023c. https://dnr.illinois.gov/conservation/forestry/forestry-assistance-program.html
[68] Illinois EPA. 2023. https://epa.illinois.gov/topics/grants-loans/water-financial-assistance/gigo.html
[69] Illinois EPA. 2023.

CWA 319 Grants: Section 319 was added to the CWA to establish a national program to address nonpoint sources of water pollution. Through this program, each state is allocated Section 319 funds on an annual basis according to a national allocation formula based on the total annual appropriation for the Section 319 grant program. The total award consists of two categories of funding: incremental funds and base funds. A state is eligible to receive EPA 319(b) grants upon EPA's approval of the state's nonpoint source assessment report and nonpoint source management program. States may reallocate funds through subawards (e.g., contracts, subgrants) to both public and private entities, including local governments, tribal authorities, cities, counties, regional development centers, local school systems, colleges and universities, local nonprofit organizations, state agencies, federal agencies, watershed groups, for-profit groups, and individuals.

EPA designates incremental funds, a $178 million award in 2022, for the restoration of impaired water through the development and implementation of WBPs and TMDLs for impaired waters. Base funds (i.e., funds other than incremental funds) are used to provide staffing and support to manage and implement the state nonpoint source management program. Section 319 funding can be used to implement activities that improve water quality such as filter strips and streambank stabilization.[70,71]

Illinois EPA receives federal funds through Section 319(h) of the CWA to help implement the Illinois Nonpoint Source Pollution Management Program. The purpose of the program is to work cooperatively with local units of government and other organizations toward the mutual goal of protecting the quality of water in Illinois by controlling nonpoint source pollution. The program emphasizes funding for implementing cost-effective corrective and preventative BMPs on a watershed scale; funding is also available for BMPs on a non-watershed scale and for the development of information/education regarding nonpoint source pollution control programs.

The maximum federal funding available is 60 percent of the total cost, with the remaining 40 percent coming from local match. The program period is 2 years unless otherwise approved. This is a reimbursement program. Section 319(h) funds are awarded for the purpose of implementing approved nonpoint source management projects. The funding will be directed toward activities that result in the implementation of appropriate BMPs for the control of nonpoint source pollution or to enhance public awareness of nonpoint source pollution. Applications are accepted June 1 through August 1.

CRP: The CRP is a voluntary program, administered through the FSA, which encourages landowners to agree to remove environmentally sensitive land from agricultural production and plant long-term, resource-conserving cover to improve water quality, prevent soil erosion, and reduce loss of wildlife habitat. The program was initially established in the Food and Security Act of 1985 and is the largest private-lands conservation program in the United States.

Participants can enroll in CRP in two ways and the duration of the contracts under CRP range from 10 to 15 years. The first enrollment method is through a competitive process known as the

---

[70] EPA. 2003.

[71] EPA. Historic 319 Grant Funding Spreadsheet for Fiscal Year 2022. https://view.officeapps.live.com/op/view.aspx?src=https%3A%2F%2Fwww.epa.gov%2Fsystem%2Ffiles%2Fdocuments%2F2022-07%2F319_historic_funding_FY22.xlsx&wdOrigin=BROWSELINK

CRP General Sign-Up. These are announced on a periodic basis by the U.S. Secretary of Agriculture but do not occur on any fixed schedule. The second enrollment method is through CRP Continuous Sign-Up, which is offered on a continuous basis. Continuous sign-up provides management flexibility to farmers and ranchers to implement certain high-priority conservation practices on eligible land. All enrollment offers are processed through the local FSA office. Certain conditions must be met for land to be eligible for CRP enrollment. These conditions include the following:

- The applicant for enrollment must have owned or operated the land for at least 12 months prior to the previous CRP sign-up period (except in cases of a change in ownership because of the previous owner's death, foreclosure, or land purchase by the new owner without the sole intention of placing it in the CRP).
- Cropland that is planted or considered planted to an agricultural commodity for four of the six most recent crop years (including field margins) and must be physically and legally capable of being planted in a normal manner to an agricultural commodity.
- Certain marginal pastureland suitable for use as any of the following conservation practices: wetlands buffer or restoration, filter strips, riparian buffer, grass waterway, or contour grass strip.

In addition to the eligible land requirements, cropland must meet one of the following criteria:

- Have a weighted-average erosion index of 8 or higher
- Be expiring CRP acreage
- Be in a national or state CRP conservation priority area

The FSA bases rental rates on the relative productivity of soils within each county and the average dryland cash rent or cash-rent equivalent. The maximum rental rate for each offer is calculated in advance of enrollment. Producers may offer land at the maximum rate or at a lower rental rate to increase likelihood of offer acceptance. In addition, the FSA provides cost-share assistance for up to 50 percent of the participant's costs in establishing approved conservation practices. FSA offers several financial incentives opportunities for certain sign-up practices. In 2020, FSA increased the practice incentive payment from 5 to 20 percent of annual rental payment rate and added a 10 percent incentive payment for water quality practices on land enrolled in CRP's continuous sign-up.[72]

A signing incentive payment is a one-time incentive payment of 32.5 percent of the amount of the first annual rental payment.[73] Eligible practices include field windbreaks; grassed waterways; shelter belts; living snow fences; filter strips; riparian buffers; marginal pastureland wildlife and wetland buffers; bottom timber establishment; field borders; longleaf pine establishment; duck nesting habitat; State Acres for Wildlife Enhancement (SAFE) buffers, wetlands, trees, longleaf

[72] FSA. 2020. USDA Announces Increase to Certain Incentive Payments for Continuous Conservation Reserve Program. https://www.fsa.usda.gov/news-room/news-releases/2020/usda-announces-increase-to-certain-incentive-payments-for-continuous-conservation-reserve-program

[73] eCFR Part 1410 – Conservation Reserve Program. https://www.ecfr.gov/current/title-7/subtitle-B/chapter-XIV/subchapter-B/part-1410

pine, and grass; pollinator habitat; and several wetlands practices. A performance incentive payment is a one-time incentive payment made to participants who enroll land in the CRP to be committed to all continuous sign-up practices except establishment of permanent vegetative cover on terraces, wetland restoration (including nonfloodplain), bottomland timber establishment, and duck nesting habitat establishment. Finally, in 2021, FSA enacted a Climate-Smart Practice Incentive for CRP General and Continuous Sign-Ups. This incentive encourages CRP practices that increase carbon sequestration and reduced greenhouse gas emissions through things like establishment of trees and permanent grasses, development of wildlife habitat, and wetland restoration. The Climate-Smart Practice Incentive is annual, and the amount is based on the benefits of each practice type.[74]

The maximum annual noncost share payment that an eligible "person" can receive under the CRP is $50,000 per fiscal year. This is a separate payment limitation applying only to CRP noncost share payment.

Refer to the FSA CRP website for more information: https://www.fsa.usda.gov/programs-and-services/conservation-programs/conservation-reserve-program/.

GRP: The purpose of the GRP, administered by the FSA, is to prevent grazing and pasture land from being converted into cropland, used for urban development, or developed for other nongrazing uses. Participants in the program voluntarily limit future development of the land while still being able to use the land for livestock grazing and activities related to forage and seed production. Some restrictions on activities may apply during the nesting season of certain bird species that are in decline or protected under federal or state law.

The GRP has several enrollment options including a rental contract for 10, 15, or 20 years, or enrollment of the land in a conservation easement for an indefinite period. Applications are accepted any time and are processed through the local FSA office. To be eligible for a rental agreement, the applicant must own or have control of the land for the length of the contract. To enroll in a conservation easement, the applicant must own and be willing to restrict use of the land either in perpetuity or under the maximum length of time under state law. Persons enrolled in the GRP receive an annual rental payment for their enrolled acres. Further information about the program, including payment amounts, eligibility and maintenance criteria, and land requirements may be obtained from the local FSA office.

ACEP: ACEP provides financial and technical assistance to help conserve agricultural lands and wetlands and their related benefits. Under the Agricultural Land Easements component, NRCS helps American Indian tribes, state and local governments, and nongovernmental organizations protect working agricultural lands and limit nonagricultural uses of the land. Land protected by agricultural land easements provides additional public benefits including environmental quality, historic preservation, wildlife habitat, and protection of open space. Under the Wetlands Reserve Easements component, NRCS helps to restore, protect, and enhance enrolled wetlands. Wetland reserve easements provide habitat for fish and wildlife including threatened and endangered species, improve water quality by filtering sediments and chemicals, reduce flooding, recharge

[74] FSA. 2022. Conservation Reserve Program Monthly Summary – May 2022. https://www.fsa.usda.gov/Assets/USDA-FSA-Public/usdafiles/Conservation/PDF/Summary%20May%202022%20CRPMonthly.pdf

groundwater, protect biological diversity, and provide opportunities for educational, scientific, and limited recreational activities.

- Agricultural Land Easements: NRCS provides financial assistance to eligible partners to purchase agricultural land easements that protect the agricultural use and conservation values of eligible land. In the case of working farms, the program helps farmers and ranchers keep their land in agriculture. The program also protects grazing uses and related conservation values by conserving grassland including rangeland, pastureland, and shrubland. Land eligible for agricultural easements includes cropland, rangeland, grassland, pastureland, and nonindustrial private forest land. NRCS will prioritize applications that protect agricultural uses and related conservation values of the land and those that maximize the protection of contiguous acres dedicated to agricultural use.

  To enroll land through agricultural land easements, NRCS enters into cooperative agreements with eligible partners. Each easement is required to have an agricultural land easement plan that promotes the long-term viability of the land. Under the agricultural land component, NRCS may contribute up to 50 percent of the fair market value of the agricultural land easement. Where NRCS determines that grasslands of special environmental significance will be protected, NRCS may contribute up to 75 percent of the fair market value of the agricultural land easement.

- Wetland Reserve Easements: NRCS also provides technical and financial assistance to restore, protect, and enhance wetlands through the purchase of a wetland reserve easement. These agreements include the right for NRCS to develop and implement a wetland reserve restoration easement plan to restore, protect, and enhance the wetland's functions and values. Land eligible for wetland reserve easements includes farmed or converted wetland that can be successfully and cost-effectively restored. NRCS will prioritize applications based the easement's potential for protecting and enhancing habitat for migratory birds and other wildlife. For acreage owned by an Indian tribe, there is an additional enrollment option of a 30-year contract. Through the wetland reserve enrollment options, NRCS may enroll eligible land through one of the following:

  - Permanent Easements – These are conservation easements in perpetuity. NRCS pays 100 percent of the easement value for the purchase of the easement. Additionally, NRCS pays between 75 to 100 percent of the restoration costs.

  - 30-Year Easements – These expire after 30 years. Under 30-year easements, NRCS pays 50 to 75 percent of the easement value for the purchase of the easement. Additionally, NRCS pays between 50 to 75 percent of the restoration costs.

  - Term Easements – Term easements are easements made for the maximum duration allowed under applicable state laws. NRCS pays 50 to 75 percent of the easement value for the purchase of the term easement. Additionally, NRCS pays between 50 to 75 percent of the restoration costs.

  - 30-Year Contracts – 30-year contracts are only available to enroll acreage owned by Indian tribes. Program payment rates are commensurate with 30-year easements.

For wetland reserve easements, NRCS pays all costs associated with recording the easement in the local land records office including recording fees, charges for abstracts, survey and appraisal fees, and title insurance.

Wetland Reserve Enhancement Partnership: The Wetland Reserve Enhancement Partnership (WREP) is an enrollment option under the ACEP. The WREP continues to be a voluntary program through which NRCS signs agreements with eligible partners to leverage resources to carry out high-priority wetland protection, restoration, and enhancement and to improve wildlife habitat. Partner benefits through WREP agreements include:

- Wetland restoration and protection in critical areas
- Ability to cost-share restoration or enhancement beyond NRCS requirements through leveraging
- Able to participate in the management or monitoring of selected project locations
- Ability to use innovative restoration methods and practices

For 2023, NRCS announced $20 million available in financial and technical assistance to help eligible conservation partners leverage local resources to voluntarily protect, restore, and enhance critical wetlands on private and tribal agricultural land nationwide. The funding is provided through the WREP, a special enrollment option under the ACEP.[75] Proposals for funding must be limited to $5 million and were due by August 15, 2021, with funding announcements released in October 2021. Landowners should check with their local NRCS state office to see about applying in future years. To enroll land, eligible partners may submit proposals to the local NRCS office.

CSP: The CSP helps agricultural producers maintain and improve their existing conservation systems and adopt additional conservation activities to address priority resources concerns. Participants earn CSP payments for conservation performance—the higher the performance, the higher the payment.

Through the CSP, participants take additional steps to improve resource conditions including soil quality, water quality and quantity, air quality, habitat quality, and energy. The CSP provides two types of payments through 5-year contracts: annual payments for installing new conservation activities and maintaining existing practices; and supplemental payments for adopting a resource-conserving crop rotation. Producers may be able to renew a contract if they have successfully fulfilled the initial contract and agree to achieve additional conservation objectives. Payments are made soon as practical after October 1 of each fiscal year for contract activities installed and maintained in the previous year.

Eligible lands include private and tribal agricultural lands, cropland, grassland, pastureland, rangeland and nonindustrial private forest land. The CSP is available to all producers regardless of operation size or type of crops produced, in all 50 states, the District of Columbia, and the Caribbean and Pacific Island areas. Applicants may include individuals, legal entities, joint

[75] NRCS. WREP Announcement for Fiscal Year 2023. USDA-NRCS Fiscal Year (FY) 2023 Wetland Reserve Enhancement Partnership (WREP) Announcement of Funding, Proposal Requirements and Review Criteria

operations, or Indian tribes that meet the stewardship threshold for at least two priority resource concerns when they apply. They must also agree to meet or exceed the stewardship threshold for at least one additional priority resource concern by the end of the contract. Producers must have effective control of the land for the term of the proposed contract, which include all eligible land in the agricultural operation. Some additional restrictions and program requirements may apply and interested applicants should contact the local NRCS office for more information.

EQIP: EQIP is a voluntary program that provides financial and technical assistance to agricultural producers to plan and implement conservation practices that improve soil, water, plant, animal, sir, and related natural resources on agricultural land and nonindustrial private forestland. Through EQIP, NRCS develops contracts with agricultural producers to implement conservation practices to address environmental natural resource problems. Persons engaged in livestock or agricultural production and owners of nonindustrial private forestland are eligible for the program. Eligible land includes cropland, rangeland, pastureland, private nonindustrial forestland, and other farm or ranch lands. Eligible applicants must, at a minimum, meet the following criteria; additional program requirements may apply:

- Be an agricultural producer (person, legal entity, or joint operation who has an interest in the agricultural operation or who is engaged in agricultural production or forestry management)
- Control or own eligible land
- Comply with adjusted gross income for less than $900,000 (federally recognized Native American Indian tribes or Alaska Native corporations are exempt from the adjusted gross income payment limitations)
- Be in compliance with the highly erodible land and wetland conservation requirements
- Develop an NRCS EQIP plan of operations that addresses at least one natural resource concern

Persons interested in entering into a cost-share agreement with the NRCS for EQIP assistance may file an application at any time; however, each state may establish deadlines for one or more application periods in which to consider eligible applications for funding. Applications submitted after the deadlines will be evaluated and considered for funding during later funding opportunities.

As part of the program, a conservation activity plan can be developed for producers to address a specific natural resource concern on their agricultural operation. Each plan is developed by a certified technical service provider who is selected by the EQIP participant. Technical assistance payments for technical service providers do not count against the financial assistance aggregate payment limitation or the contract financial assistance payment limitation. The plan becomes the basis of the EQIP contract between NRCS and the participant, and the contracts can be up to 10 years long. Financial assistance payments are made to eligible producers once conservation practices are completed according to NRCS requirements. Payment rates are set for each fiscal year and are attached to the EQIP contract when it is approved.

Historically underserved producers (limited resource farmers/ranchers, beginning farmers/ranchers, socially disadvantaged producers, Indian tribes, and veteran farmers or ranchers) who self-certify on Form NRCS-CPA-1200, Conservation Program Application, are eligible for a higher practice payment rate to support implementation of contracted conservation practices and activities. Historically underserved producers may also be issued advance payments up to 50 percent of the established payment rate to go toward purchasing materials or contracting services to begin installation of approved conservation practices. Self-certified socially disadvantaged farmers/ranchers, beginning farmers/ranchers, and veteran farmer/rancher producers may elect to be evaluated in special EQIP funding pools. More information can be obtained from the local NRCS office.

EQIP provides payments up to 75 percent of the incurred costs and 100 percent estimated income foregone of certain conservation practices and activities. Conservation practices that are recommended BMPs for this watershed TMDL and eligible for EQIP funding include filter strips, conservation tillage, grade stabilization structures, grass waterways, riparian buffers, streambank/shoreline protection, terraces, and wetland restoration.

Farmer to Farmer Program: The Farmer to Farmer Program is a potential funding source from EPA that depends upon future funding. Funds are available to improve water quality, habitat, resilience, and environmental education through the demonstration of innovative practices on working agricultural lands. The project supports farmer-led or farm-focused organizations in the Gulf of Mexico watershed, which includes the Wabash River watershed.

Regional Conservation Partnership Program: The Regional Conservation Partnership Program (RCPP) is a stand-alone USDA program funded at $300 million annually. The RCPP website states that the program "promotes coordination of NRCS conservation activities with partners that offer value-added contributions to expand our collective ability to address on-farm, watershed, and regional natural resource concerns. Through RCPP, NRCS seeks to coinvest with partners to implement projects that demonstrate innovative solutions to conservation challenges and provide measurable improvements and outcomes tied to the resource concerns they seek to address." Information on eligibility, project types, funding, and how to apply can be found at https://www.nrcs.usda.gov/wps/portal/nrcs/main/national/programs/financial/rcpp/.

9.4.3 Planning Level Cost Estimates for Implementation Measures

Cost estimates for different implementation measures are presented in **Table 9-9**. The columns labeled "Program" or "Sponsor" list the financial assistance program or sponsor available for the various BMPs discussed throughout Section 9. Illinois EPA 319 grants are applicable to all of the practices.

Table 9-9 Cost Estimates of Various BMP Measures[1]

Code	Practice	Units	Average Cost	Program
329	No Till/Strip Till	Acre	$2.27	CSP
340	Cover Crops	Acre	$18.49	CSP
342	Critical Area Planting	Acre	$134.88	CSP
362	Diversions	Foot	$13.26	EQIP
391	Riparian Forest Buffer	Acre	$1,103.90	EQIP
393	Filter Strip	Acre	$459.48	EQIP
410	Grade Stabilization Structures (drop structures, spillways, concrete block chute)	Square foot	$9.53	CSP
410	Grade Stabilization Structure (embankments, rip rap and concrete chutes)	Cubic yard	$20.13	CSP
412	Grassed Waterway Earthwork	Acre	$514.08	CSP
512	Pasture + Hayland Planting (Applies to land not in pasture or hayland within the past 5 years)	Acre	$43.20	CSP
590	Nutrient Management	Acre	$4.65	CSP
600	Terrace	Foot	$3.55	EQIP
600	Terrace	Acre	$1,122.04	EQIP
638	WASCOB	Foot	$3.89	EQIP
638	WASCOB	Cubic yard	$3.04	EQIP
656	Constructed Wetland (plantings and earthwork)	Acre	$8,054.13	EQIP
657	Wetland Restoration	Acre	$6,080.10	EQIP
658	Wetland Creation	Acre	$3,678.71	EQIP
659	Wetland Enhancement	Acre	$6,450.61	EQIP
NA	Septic System Maintenance	Per event	$250–$3,350	NA

Note:

[1] NRCS. WREP Announcement for Fiscal Year 2023. USDA-NRCS Fiscal Year (FY) 2023 Wetland Reserve Enhancement Partnership (WREP) Announcement of Funding, Proposal Requirements and Review Criteria.

NA – not applicable

9.5 Watershed-Specific Priority Areas and Projects

Illinois EPA is soliciting information from local stakeholders, watershed groups, and the SWCDs to identify and document any previous or in-progress watershed projects that target the parameters of concern. Information received during the public meeting process will be documented in this section of the final report.

Additionally, Section 5.5 of this report summarized previous watershed studies that have been completed within the watershed along with reference information to find addition details. Recently, Olson Ecological Solutions completed the *South Fork Kent Creek Watershed Resource Inventory* in December 2019. The report identifies the fecal coliform impairment for South Fork Kent Creek. Olson Ecological Solutions performed an evaluation of riparian buffer conditions, erosion rates, and channelization throughout the South Fork Kent Creek subwatershed. Surveys were performed in late October and early November 2019 along approximately 22,000 feet of stream segments for South Fork Kent Creek and its tributaries. About 57 percent of the surveyed segments were found to have poor riparian conditions, 42 percent good condition, and 3 percent fair condition. Streambank erosion was also noted for surveyed stream segments. Mapping and modeling efforts identified low-intensity developed areas as a significant source for bacteria

pollutants in the subwatershed.[76] This document can be used as guide to perform similar studies in the other impaired subbasins within the watershed to help identify areas of concern and direct targeted implementation that will be most cost-effective.

9.6 Information and Education

Public outreach and education campaigns that support TMDL implementation plans should take on a holistic approach that consider more than just water quality problems within a watershed. Stakeholder engagement and cooperation improves when outreach strategies also address broader stakeholder concerns such as water supply availability and aesthetics. Watershed plans that incorporate this holistic approach are more successful in changing social behaviors and implementing multi-benefit BMPs that help with attaining water quality standards while also protecting other important resources such as drinking water sources, agricultural resources, forests and rangeland, and parks and open space.

Additionally, implementation plans are usually more successful if stakeholders are brought into the planning process early and have the opportunity to share their concerns. Transparency throughout the planning and implementation process encourages continued support and a higher likelihood of participation in developing management options and supporting implementation of BMPs. A WBP was developed by R. Cassidy in 2020, which included stakeholder meetings where issues of concern were discussed. Primary stakeholder issues of concern included:

- Nitrogen, phosphorus, and manganese loading
- Depleted oxygen levels and excess siltation/sedimentation and TSS in water
- Erosion
- Dumping
- Trash burning
- Increased rain and flooding
- Impermeable areas of surface development
- Septic tank leakage and well water quality
- Human health problems and a diminished quality of life that arise from the problems listed above
- Potential for more regulation and government intervention as a result of WBP development

Small incremental improvements and individual adoption of BMPs can be achieved at a much lower cost compared to large-scale BMPs implemented watershed-wide. Moving forward,

[76] Adams, K., and R. Olson. 2019. South Fork Kent Creek Watershed Resource Inventory. https://wincoil.gov/images/departments/Highway/Plans/sfkc_final_inventory_12.29.2020.pdf

outreach and education efforts should focus on activities that support the watershed plan goals, including:

- Continued regular meetings of local stakeholder groups with intent of broadening audience/attendance
- Field visit days with demonstrations of agricultural conservation practices
- Continued outreach and messaging to landowners to encourage implementation of edge of field BMPs, nutrient management, conservation tillage, cover crops, and livestock/pasture management
- Soil testing
- Reducing the use of lawn chemicals (pesticides and phosphorus fertilizers)
- Education/outreach for rural residence on proper septic system maintenance
- Periodic updates on watershed health/monitoring results

A virtual public meeting was held for the watershed in June 2021 to present Stage 1 TMDL development with additional meetings planned upon completion of Stage 3 TMDL development. Feedback received from stakeholders and the county SWCD staff in attendance was incorporated throughout this plan to include local information and discuss BMPs that are thought to be most the effective and implementable in this watershed. Additional recommended activities to support public outreach and education include:

- Websites and social media to publicize meetings and upcoming events and provide links to resources
- Email updates
- Brochures or fact sheets with information on household pollutant reduction, fertilizer use, and proper septic tank maintenance
- Educational signs, school visits, or participation in local events such as the CWA anniversary celebration to educate the public on water quality issues, the purpose of BMPs, and environmental stewardship
- Public service announcements
- Informational meetings on state and federal cost-share programs
- Watershed group development through the University of Illinois College of Agricultural and Consumer Economics Extension office

9.7 Milestones and Success Criteria

The primary objective of this plan is to improve water quality conditions in impaired stream segments within the Rock River/Pierce Lake watershed. In support of this primary objective, ongoing involvement of stakeholders and community members to participate in the BMPs described herein is also crucial to achieving water quality improvement within the watershed. **Table 9-10** provides the milestone objectives and supporting success criteria that can be used to assess the effectiveness of implementation plan actions.

Table 9-10 Plan Milestones and Success Criteria

Milestone Objective	Success Criteria
Water quality improvement	Reduce TP levels to meet calculated TMDLs presented in Section 8
	Reduce fecal coliform levels to meet calculated TMDLs presented in Section 8
	Increase in no till or reduced till farming
	Increase in buffer areas around agricultural lands or impaired waterways (i.e., riparian buffers, filter strips, grassed waterways, etc.)
	Secure funding for identified near- and mid-term BMP projects
	Delisting of impaired stream and lake segments
Stakeholder involvement	Initiate regularly scheduled meetings of Rock River/Pierce Lake watershed stakeholder groups
	Increased traffic on social media platforms and websites
	Increased participation in grass-roots outreach activities including information sharing at local schools
	Increased participation and funding from local municipalities toward watershed improvement and protection activities
	Secure funding for priority stakeholders to implement BMPs on their property

9.8 Plan Monitoring and Schedule

Successful plan implementation relies on establishing a plan schedule that tracks progression toward achieving established milestones and success criteria. The following subsections provide an overview of a monitoring plan and recommended plan schedule for achieving established milestone objectives. Stakeholders should evaluate schedule/milestone progress on an annual basis and implement adaptive management to modify management measures, milestones, and schedule as necessary.

9.8.1 Monitoring Plan

The purpose of the monitoring plan is to assess the overall implementation of management actions outlined above. This can be accomplished by conducting the monitoring programs designed to:

- Track implementation of BMPs in the watershed
- Estimate the effectiveness of BMPs
- Further monitor point source discharges in the watershed
- Continue monitoring impaired stream segments and tributaries

- Monitor storm-based, high-flow events
- Monitor TP via low-flow means throughout the watershed

Tracking the implementation of management measures can be used to:

- Determine the extent to which management measures and practices have been implemented compared to action needed to meet the TMDL endpoints
- Establish a baseline from which decisions can be made regarding the need for additional incentives for implementation efforts
- Measure the extent of voluntary implementation efforts
- Support work-load and costing analysis for assistance or regulatory programs
- Determine the extent to which management measures are properly maintained and operated

Estimating the effectiveness of the BMPs implemented in the watershed could be completed by monitoring before and after the BMP is incorporated into the watershed. Additional monitoring could be conducted on specific structural systems such as a sediment control basin. Inflow and outflow measurements could be conducted to determine site-specific removal efficiency.

Illinois EPA conducts Intensive Basin Surveys every 5 years. Additionally, select ambient sites are monitored nine times a year. Continuation of this state monitoring program will assess stream water quality as improvements in the watershed are completed. This data will also be used to assess whether water quality standards in the impaired segments are being attained.

9.8.2 Implementation Schedule

Table 9-11 provides an implementation schedule for meeting milestone objectives. Implementing the management actions outlined in this section should occur in phases, often over the course of several years, with effectiveness assessments made as improvements are completed. The process of obtaining funding and developing and implementing projects designed to improve water quality can take months or years to complete. Once in place, improvements in water quality as a result of BMPs may not be detectable for several years. Continued monitoring and reevaluation of the implementation measures during this time will allow for more expedient adjustment to BMP implementation measures that may result in earlier attainment of water quality targets.

Table 9-11 Implementation Schedule

Milestone Objective	Schedule Category	Description	Recommended Schedule
Water quality improvement	Assess existing BMPs	Assess existing BMPs within the watershed for effectiveness	Short-term (1–5 years)
	Monitoring	Monitor results of pilot studies to measure success and adapt/adjust wider-scale implementation	Short-term (1–5 years)
	Monitoring	Implement monitoring plan	Continuous (1–20 years)
	Implement identified near-term projects	Work with local SWCD to use TMDL priority to secure funding and implement "ready-to-go" projects	Short-term (1–5 years)
	Implement larger projects	Implement larger projects that require multiple funding sources and stakeholders	Mid-term (5–10 years)
	Erosion control measures	Work with SWCD to identify areas throughout the watershed where no till or reduced till practices would be beneficial to reducing TP loads in DO-impaired watersheds	Mid-term (5–10 years)
	Nonpoint source controls	Work with SWCD to identify and fund projects throughout the watershed where buffers can be implemented around waterways or agricultural operations	Mid-term (5–10 years)
	Point source controls	Consider implementing TP limits or monitoring requirements on existing NPDES permits to aid in meeting TP reduction goals	Mid-term (5–10 years)
Stakeholder involvement	Annual stakeholder meetings	Watershed stakeholder groups to hold annual meetings to gauge progress and discuss evolving needs and planned activities; conduct periodic self-assessments for members to evaluate effectiveness of watershed groups and partnerships	Continuous (1–10 years)
	Funding	Develop grant applications and work with landowners to secure funding for implementing BMPs discussed in this plan	Short-term (1–5 years)
	Education and outreach	Work with the University of Illinois College of Agricultural, Consumer and Environmental Sciences to regularly to publish Rock River/Pierce Lake watershed news on a variety of platforms	Short-term (1–5 years)
	Education and outreach	Partner with Future Farmers of America to bring regular watershed programming to local high schools and to spread knowledge of watershed matters	Short-term (1–5 years)
	Funding	Work with local municipalities to establish line items in their annual budgets allocated toward watershed improvement and protection projects	Short-term (1–5 years)

This page intentionally left blank.

Appendix A

Land Use Categories

This page intentionally left blank.

Appendix A

Land Use Categories

Land Cover Category	Acres	Percent	Category
Corn	6,307	32.5%	Agriculture
Soybeans	3,423	17.6%	Agriculture
Developed/Low Intensity	2,927	15.1%	Developed
Deciduous Forest	1,823	9.4%	Forest
Grass/Pasture	1,481	7.6%	Grass/Pasture
Developed/Open Space	1,375	7.1%	Developed
Developed/Med Intensity	1,189	6.1%	Developed
Developed/High Intensity	393	2.0%	Developed
Winter Wheat	125	0.6%	Agriculture
Shrubland	98	0.5%	Forest
Herbaceous Wetlands	76	0.4%	Wetlands, marshes, open water
Alfalfa	69	0.4%	Agriculture
Other Hay/Non-Alfalfa	45	0.2%	Agriculture
Barren	42	0.2%	Barren
Woody Wetlands	27	0.1%	Wetlands, marshes, open water
Open Water	19	0.1%	Wetlands, marshes, open water
Switchgrass	2.2	<0.1%	Agriculture
Oats	2.0	<0.1%	Agriculture
Evergreen Forest	1.2	<0.1%	Forest
Pumpkins	1.1	<0.1%	Agriculture
Sorghum	0.2	<0.1%	Agriculture
Sod/Grass Seed	0.2	<0.1%	Agriculture
Mixed Forest	0.2	<0.1%	Forest
Cabbage	0.2	<0.1%	Agriculture

This page intentionally left blank.

Appendix B

Soil Characteristics

CDM Smith

This page intentionally left blank.

Soil Series Name	Hydrologic Group - Dominant Condition	K-Factor Rock Free	Acres	Percent
Griswold loam, 6 to 12 percent slopes, eroded	B	0.29	11,568	8.2%
Comfrey loam, 0 to 2 percent slopes, frequently flooded	B/D	0.34	6,017	4.3%
Flagler sandy loam, 0 to 2 percent slopes	A	0.09	5,992	4.3%
Sable silty clay loam, 0 to 2 percent slopes	B/D	0.38	5,631	4.0%
Warsaw loam, 0 to 2 percent slopes	B	0.11	5,303	3.8%
Kidder loam, 6 to 12 percent slopes, eroded	B	0.27	4,803	3.4%
Flagg silt loam, 2 to 5 percent slopes	B	0.41	4,347	3.1%
Greenbush silt loam, 2 to 5 percent slopes	B	0.45	3,835	2.7%
Plano silt loam, 2 to 5 percent slopes	B	0.34	3,812	2.7%
Winnebago silt loam, 2 to 5 percent slopes	B	0.33	3,364	2.4%
Osco silt loam, 2 to 5 percent slopes	B	0.41	3,335	2.4%
Friesland fine sandy loam, 2 to 5 percent slopes	B	0.39	3,145	2.2%
Kendall silt loam, 0 to 2 percent slopes	B/D	0.43	3,082	2.2%
Jasper silt loam, 2 to 5 percent slopes	B	0.37	3,062	2.2%
Ogle silt loam, 2 to 5 percent slopes	B	0.39	3,026	2.2%
Atterberry silt loam, 0 to 2 percent slopes	B/D	0.46	2,638	1.9%
Pecatonica silt loam, 5 to 10 percent slopes, eroded	B	0.34	2,426	1.7%
Hononegah loamy coarse sand, 0 to 2 percent slopes	A	0.02	2,292	1.6%
Drummer silty clay loam, 0 to 2 percent slopes	B/D	0.33	2,002	1.4%
Pecatonica silt loam, 2 to 5 percent slopes	B	0.29	1,969	1.4%
Kishwaukee silt loam, 0 to 2 percent slopes	B	0.29	1,965	1.4%
Urban land	<Null>	<Null>	1,949	1.4%
Winnebago silt loam, 5 to 10 percent slopes, eroded	B	0.32	1,910	1.4%
Jasper silt loam, 0 to 2 percent slopes	B	0.36	1,909	1.4%
Lahoguess loam, 0 to 2 percent slopes	B/D	0.22	1,861	1.3%
St. Charles silt loam, 2 to 5 percent slopes	B	0.42	1,808	1.3%
Water	<Null>	<Null>	1,741	1.2%
Stronghurst silt loam, 0 to 2 percent slopes	B/D	0.45	1,501	1.1%
Selmass loam, 0 to 2 percent slopes	B/D	0.21	1,474	1.0%
Griswold loam, 2 to 4 percent slopes	B	0.27	1,438	1.0%
Plano silt loam, 0 to 2 percent slopes	B	0.34	1,353	1.0%
Muscatune silt loam, 0 to 2 percent slopes	B/D	0.42	1,328	0.9%
Hononegah loamy coarse sand, 2 to 6 percent slopes	A	0.02	1,302	0.9%
McHenry silt loam, 6 to 12 percent slopes, eroded	B	0.34	1,301	0.9%
Flagg silt loam, 5 to 10 percent slopes, eroded	B	0.4	1,280	0.9%
Grellton fine sandy loam, 5 to 10 percent slopes, eroded	B	0.39	1,107	0.8%
Beardstown loam, 0 to 2 percent slopes	B/D	0.23	1,100	0.8%
Rozetta silt loam, 0 to 2 percent slopes	B	0.47	1,087	0.8%
St. Charles silt loam, 0 to 2 percent slopes	B	0.44	1,047	0.7%
Sawmill silty clay loam, 0 to 2 percent slopes, frequently flood	B/D	0.39	1,037	0.7%
Troxel silt loam, 0 to 2 percent slopes	B	0.33	987	0.7%
Orion silt loam, 0 to 2 percent slopes, frequently flooded	B/D	0.45	975	0.7%
Warsaw loam, 2 to 4 percent slopes	B	0.11	968	0.7%
Elizabeth silt loam, 5 to 10 percent slopes	D	0.32	943	0.7%
Ringwood silt loam, 6 to 12 percent slopes, eroded	B	0.29	902	0.6%
Rockton and Dodgeville soils, 2 to 5 percent slopes	C	0.28	902	0.6%

Soil Series Name	Hydrologic Group - Dominant Condition	K-Factor Rock Free	Acres	Percent
Greenbush silt loam, 0 to 2 percent slopes	B	0.45	876	0.6%
Flagg silt loam, 0 to 2 percent slopes	B	0.4	867	0.6%
Fayette silt loam, glaciated, 2 to 5 percent slopes	B	0.44	805	0.6%
Flagler sandy loam, 2 to 6 percent slopes	A	0.1	768	0.5%
Fayette silt loam, glaciated, 5 to 10 percent slopes, eroded	B	0.46	744	0.5%
Rockton and Dodgeville soils, 5 to 10 percent slopes, eroded	C	0.32	736	0.5%
Osco silt loam, 0 to 2 percent slopes	B	0.41	652	0.5%
Grellton fine sandy loam, 2 to 5 percent slopes	B	0.39	652	0.5%
Martinsville silt loam, 2 to 4 percent slopes	B	0.3	642	0.5%
Billett sandy loam, 2 to 5 percent slopes	A	0.11	638	0.5%
Orthents, loamy, undulating	C	0.36	615	0.4%
Pits, quarries	<Null>	<Null>	611	0.4%
Elburn silt loam, cool, 0 to 2 percent slopes	C	0.32	596	0.4%
Selma loam, 0 to 2 percent slopes	B/D	0.26	549	0.4%
Elizabeth silt loam, 12 to 35 percent slopes	D	0.33	525	0.4%
Pits, gravel	<Null>	<Null>	511	0.4%
Virgil silt loam, 0 to 2 percent slopes	B/D	0.39	494	0.4%
Hitt silt loam, 2 to 5 percent slopes	B	0.28	452	0.3%
St. Charles silt loam, 5 to 10 percent slopes, eroded	B	0.41	449	0.3%
Jasper silt loam, 5 to 10 percent slopes, eroded	B	0.37	441	0.3%
Assumption silt loam, 2 to 5 percent slopes, eroded	C	0.36	428	0.3%
Edmund silt loam, 6 to 12 percent slopes	D	0.36	403	0.3%
Osco silt loam, 5 to 10 percent slopes, eroded	B	0.43	356	0.3%
Westville silt loam, 2 to 5 percent slopes	B	0.34	329	0.2%
Friesland fine sandy loam, 0 to 2 percent slopes	B	0.39	328	0.2%
McHenry silt loam, 2 to 4 percent slopes	B	0.35	322	0.2%
Argyle silt loam, 2 to 5 percent slopes	B	0.3	316	0.2%
Hitt silt loam, 5 to 10 percent slopes, eroded	C	0.34	297	0.2%
Rodman-Warsaw complex, 6 to 12 percent slopes, eroded	A	0.1	296	0.2%
McHenry silt loam, 4 to 6 percent slopes, eroded	B	0.32	293	0.2%
Martinsville silt loam, 6 to 12 percent slopes, eroded	B	0.3	287	0.2%
Westville silt loam, 5 to 10 percent slopes, eroded	B	0.34	280	0.2%
Rodman-Warsaw complex, 4 to 6 percent slopes, eroded	A	0.11	259	0.2%
Plano silt loam, 5 to 10 percent slopes, eroded	B	0.33	246	0.2%
Millington silt loam, 0 to 2 percent slopes, frequently flooded	B/D	0.29	245	0.2%
Westville silt loam, 10 to 18 percent slopes, eroded	B	0.33	245	0.2%
Edmund silt loam, 2 to 4 percent slopes	D	0.3	241	0.2%
Whalan and NewGlarus silt loams, 10 to 15 percent slopes, er	C	0.34	239	0.2%
Hoopeston sandy loam, 0 to 2 percent slopes	A/D	0.16	199	0.1%
Kidder clay loam, 6 to 12 percent slopes, severely eroded	B	0.28	198	0.1%
Psamments, 0 to 2 percent slopes, frequently flooded	A	0.02	185	0.1%
Whalan and NewGlarus silt loams, 5 to 10 percent slopes, ero	C	0.31	174	0.1%
Waupecan silt loam, 0 to 2 percent slopes	B	0.28	168	0.1%
Kidder loam, 4 to 6 percent slopes, eroded	B	0.27	163	0.1%
Rockton and Dodgeville soils, 10 to 15 percent slopes, eroded	C	0.31	159	0.1%
Adrian muck, undrained, 0 to 2 percent slopes, frequently flo	A/D	0.1	154	0.1%

Soil Series Name	Hydrologic Group - Dominant Condition	K-Factor Rock Free	Acres	Percent
Kidder loam, 2 to 4 percent slopes	B	0.26	151	0.1%
Sable silt loam, 0 to 2 percent slopes, overwash	B/D	0.4	147	0.1%
Ringwood silt loam, 4 to 6 percent slopes, eroded	B	0.3	143	0.1%
Backbone loamy sand, 5 to 10 percent slopes	C	0.22	140	0.1%
Warsaw loam, 6 to 12 percent slopes, eroded	B	0.08	138	0.1%
Kane silt loam, 0 to 2 percent slopes	B/D	0.17	135	0.1%
Ringwood silt loam, 2 to 4 percent slopes	B	0.25	135	0.1%
Martinsville silt loam, 0 to 2 percent slopes	B	0.33	133	0.1%
Palms muck, undrained, 0 to 2 percent slopes, frequently floo	B/D	0.32	110	0.1%
Kishwaukee silt loam, 2 to 5 percent slopes	B	0.31	110	0.1%
Palms muck, 0 to 2 percent slopes	B/D	0.32	99	0.1%
Juneau silt loam, 0 to 2 percent slopes, occasionally flooded	B	0.45	99	0.1%
Backbone loamy sand, 2 to 5 percent slopes	C	0.27	98	0.1%
Stronghurst silt loam, 0 to 2 percent slopes	B/D	0.44	97	0.1%
Backbone loamy sand, 10 to 15 percent slopes	C	0.2	94	0.1%
Ashdale silt loam, 2 to 5 percent slopes	B	0.39	93	0.1%
Greenbush silt loam, terrace, 0 to 2 percent slopes	B	0.43	88	0.1%
Billett sandy loam, 0 to 2 percent slopes	A	0.13	86	0.1%
Rodman gravelly loam, 12 to 20 percent slopes, eroded	A	0.1	83	0.1%
Kidder loam, 12 to 20 percent slopes, eroded	B	0.27	81	0.1%
Friesland sandy loam, 2 to 5 percent slopes	B	0.39	76	0.1%
Ashdale silt loam, 5 to 10 percent slopes, eroded	B	0.4	76	0.1%
Atterberry silt loam, terrace, 0 to 2 percent slopes	B/D	0.46	76	0.1%
Muscatune silt loam, terrace, 0 to 2 percent slopes	B/D	0.41	74	0.1%
Chelsea loamy fine sand, 6 to 12 percent slopes	A	0.19	73	0.1%
Winnebago silt loam, 10 to 18 percent slopes, eroded	B	0.32	72	0.1%
Sable silty clay loam, terrace, 0 to 2 percent slopes	B/D	0.4	70	0.1%
Edmund silt loam, 12 to 20 percent slopes, eroded	D	0.35	69	0.0%
Martinsville silt loam, 4 to 6 percent slopes, eroded	B	0.31	68	0.0%
Dunbarton silt loam, 12 to 20 percent slopes, eroded	D	0.3	63	0.0%
Houghton muck, undrained, 0 to 2 percent slopes, frequently	A/D	<Null>	62	0.0%
Comfrey loam, undrained, 0 to 2 percent slopes, frequently fl	B/D	0.34	62	0.0%
Palsgrove silt loam, 2 to 6 percent slopes, moderately eroded	B	0.36	60	0.0%
Whalan and NewGlarus silt loams, 2 to 5 percent slopes	C	0.34	57	0.0%
Dunbarton silt loam, 4 to 6 percent slopes, eroded	D	0.33	53	0.0%
Millington silt loam, 0 to 2 percent slopes, frequently flooded	B/D	0.3	52	0.0%
La Hogue loam, 0 to 2 percent slopes	B/D	0.23	52	0.0%
Houghton muck, 0 to 2 percent slopes	A/D	<Null>	51	0.0%
Fox silt loam, 2 to 4 percent slopes	B	0.16	50	0.0%
Osco silt loam, terrace, 0 to 2 percent slopes	B	0.43	49	0.0%
Drummer silt loam, 0 to 2 percent slopes, overwash	B/D	0.36	45	0.0%
Assumption silt loam, 5 to 10 percent slopes, eroded	C	0.33	44	0.0%
Hayfield loam, 0 to 2 percent slopes	B/D	0.15	43	0.0%
Ockley silt loam, 2 to 5 percent slopes	B	0.3	41	0.0%
Dunbarton silt loam, 6 to 12 percent slopes, eroded	D	0.35	40	0.0%
Juneau silt loam, 0 to 2 percent slopes	B	0.47	36	0.0%

Soil Series Name	Hydrologic Group - Dominant Condition	K-Factor Rock Free	Acres	Percent
Chelsea loamy fine sand, 1 to 6 percent slopes	A	0.16	35	0.0%
Elco silt loam, 2 to 5 percent slopes	C	0.4	30	0.0%
Palsgrove silt loam, 5 to 10 percent slopes, moderately erode	B	0.36	30	0.0%
Grellton sandy loam, 5 to 10 percent slopes, eroded	B	0.39	29	0.0%
Comfrey loam, 0 to 2 percent slopes, occasionally flooded	B/D	0.29	28	0.0%
Adrian muck, 0 to 2 percent slopes	A/D	0.1	27	0.0%
Dakota loam, 0 to 2 percent slopes	B	0.17	26	0.0%
Hitt silt loam, 0 to 2 percent slopes	B	0.28	26	0.0%
Ockley silt loam, 0 to 2 percent slopes	B	0.28	24	0.0%
Stronghurst silt loam, terrace, 0 to 2 percent slopes	B/D	0.45	20	0.0%
Martinsville silt loam, 0 to 2 percent slopes	B	0.31	19	0.0%
Griswold loam, 4 to 6 percent slopes, eroded	B	0.28	19	0.0%
Grellton sandy loam, 2 to 5 percent slopes	B	0.39	16	0.0%
Marshan loam, 0 to 2 percent slopes	B/D	0.11	9	0.0%
Will loam, 0 to 2 percent slopes	B/D	0.12	8	0.0%
Friesland sandy loam, 0 to 2 percent slopes	B	0.39	8	0.0%
Fox silt loam, 6 to 12 percent slopes, eroded	B	0.14	7	0.0%
La Hogue loam, 0 to 2 percent slopes	B/D	0.26	6	0.0%
Piscasaw silt loam, 2 to 4 percent slopes	B	0.35	6	0.0%
Lamartine silt loam, 0 to 2 percent slopes	B/D	0.42	5	0.0%
Lismod silt loam, 0 to 2 percent slopes	B/D	0.36	4	0.0%
Casco-Rodman complex, 12 to 20 percent slopes, eroded	B	0.07	4	0.0%
Miscellaneous water	<Null>	<Null>	2	0.0%
Pits, quarry	<Null>	<Null>	1	0.0%

Appendix C

Water Quality Data

CDM Smith

This page intentionally left blank.

StationCode	SampleDepth	SampleDepthUnits	CollectionDate	Analyte	Result	ResultUnits	Qualifier
RPC-1	13	ft	10/11/2016	Temperature, water	17.28	deg C	
RPC-2	15	ft	10/11/2016	pH	7.86	None	
RPC-3	5	ft	10/11/2016	pH	8.23	None	
RPC-3	3	ft	10/11/2016	pH	8.24	None	
RPC-3	1	ft	10/11/2016	pH	8.23	None	
RPC-3	0	ft	10/11/2016	pH	8.24	None	
RPC-1	28	ft	10/11/2016	Temperature, water	16.43	deg C	
RPC-1	27	ft	10/11/2016	Temperature, water	16.68	deg C	
RPC-1	25	ft	10/11/2016	Temperature, water	16.8	deg C	
RPC-1	23	ft	10/11/2016	Temperature, water	16.94	deg C	
RPC-1	21	ft	10/11/2016	Temperature, water	16.99	deg C	
RPC-1	19	ft	10/11/2016	Temperature, water	17.03	deg C	
RPC-2	15	ft	10/11/2016	Specific conductance	557	umho/cm	
RPC-1	15	ft	10/11/2016	Temperature, water	17.22	deg C	
RPC-2	13	ft	10/11/2016	Specific conductance	554	umho/cm	
RPC-1	11	ft	10/11/2016	Temperature, water	17.33	deg C	
RPC-1	9	ft	10/11/2016	Temperature, water	17.44	deg C	
RPC-1	7	ft	10/11/2016	Temperature, water	17.5	deg C	
RPC-1	5	ft	10/11/2016	Temperature, water	17.56	deg C	
RPC-1	3	ft	10/11/2016	Temperature, water	17.66	deg C	
RPC-1	1	ft	10/11/2016	Temperature, water	17.8	deg C	
RPC-1	0	ft	10/11/2016	Temperature, water	17.77	deg C	
RPC-3	0	ft	10/11/2016	Specific conductance	557	umho/cm	
RPC-3	1	ft	10/11/2016	Specific conductance	557	umho/cm	
RPC-3	3	ft	10/11/2016	Specific conductance	557	umho/cm	
RPC-3	5	ft	10/11/2016	Specific conductance	557	umho/cm	
RPC-1			10/11/2016	Depth, bottom	30	ft	
RPC-1	17	ft	10/11/2016	Temperature, water	17.14	deg C	
RPC-2	11	ft	10/11/2016	Temperature, water	17.73	deg C	
RPC-1			10/11/2016	Depth, Secchi disk depth	64	in	
RPC-3	6	ft	10/11/2016	Chlorophyll c	4.01	ug/l	
RPC-3	7	ft	10/11/2016	Dissolved oxygen (DO)	9.47	mg/l	
RPC-2			10/11/2016	Depth, bottom	17	ft	
RPC-3	7	ft	10/11/2016	Temperature, water	17.75	deg C	
RPC-3	5	ft	10/11/2016	Temperature, water	17.96	deg C	
RPC-3	3	ft	10/11/2016	Temperature, water	18	deg C	
RPC-3	1	ft	10/11/2016	Temperature, water	17.99	deg C	
RPC-3	0	ft	10/11/2016	Temperature, water	17.99	deg C	
RPC-2			10/11/2016	Depth, Secchi disk depth	76	in	
RPC-3			10/11/2016	Depth, bottom	8	ft	
RPC-3	7	ft	10/11/2016	pH	8.14	None	
RPC-2	15	ft	10/11/2016	Temperature, water	17.41	deg C	
RPC-2	13	ft	10/11/2016	pH	8.06	None	
RPC-2	7	ft	10/11/2016	Temperature, water	17.84	deg C	
RPC-2	5	ft	10/11/2016	Temperature, water	17.85	deg C	
RPC-2	3	ft	10/11/2016	Temperature, water	17.86	deg C	
RPC-2	1	ft	10/11/2016	Temperature, water	17.87	deg C	
RPC-2	0	ft	10/11/2016	Temperature, water	17.88	deg C	
RPC-2	0	ft	10/11/2016	Specific conductance	552	umho/cm	
RPC-2	1	ft	10/11/2016	Specific conductance	553	umho/cm	
RPC-2	3	ft	10/11/2016	Specific conductance	552	umho/cm	
RPC-2	5	ft	10/11/2016	Specific conductance	552	umho/cm	
RPC-2	7	ft	10/11/2016	Specific conductance	553	umho/cm	
RPC-2	9	ft	10/11/2016	Specific conductance	553	umho/cm	
RPC-2	11	ft	10/11/2016	Specific conductance	553	umho/cm	
RPC-3			10/11/2016	Depth, Secchi disk depth	50	in	
RPC-1	5	ft	10/11/2016	Dissolved oxygen saturation	80	%	
RPC-3	7	ft	10/11/2016	Specific conductance	559	umho/cm	
RPC-1	0	ft	10/11/2016	Dissolved oxygen saturation	92.5	%	
RPC-1	1	ft	10/11/2016	Dissolved oxygen saturation	89.4	%	
RPC-2	15	ft	10/11/2016	Dissolved oxygen saturation	69.4	%	
RPC-2	13	ft	10/11/2016	Dissolved oxygen saturation	89.5	%	
RPC-2	11	ft	10/11/2016	Dissolved oxygen saturation	96.1	%	
RPC-2	9	ft	10/11/2016	Dissolved oxygen saturation	97	%	
RPC-2	7	ft	10/11/2016	Dissolved oxygen saturation	98	%	

StationCode	SampleDepth	SampleDepthUnits	CollectionDate	Analyte	Result	ResultUnits	Qualifier
RPC-2	5	ft	10/11/2016	Dissolved oxygen saturation	98.8	%	
RPC-2	3	ft	10/11/2016	Dissolved oxygen saturation	98.8	%	
RPC-2	1	ft	10/11/2016	Dissolved oxygen saturation	99.2	%	
RPC-1	27	ft	10/11/2016	pH	7.31	None	
RPC-1	3	ft	10/11/2016	Dissolved oxygen saturation	84.7	%	
RPC-1	25	ft	10/11/2016	pH	7.48	None	
RPC-1	7	ft	10/11/2016	Dissolved oxygen saturation	69.3	%	
RPC-1	9	ft	10/11/2016	Dissolved oxygen saturation	61.9	%	
RPC-1	11	ft	10/11/2016	Dissolved oxygen saturation	60.8	%	
RPC-1	13	ft	10/11/2016	Dissolved oxygen saturation	62.4	%	
RPC-1	15	ft	10/11/2016	Dissolved oxygen saturation	62.4	%	
RPC-1	17	ft	10/11/2016	Dissolved oxygen saturation	64.8	%	
RPC-1	19	ft	10/11/2016	Dissolved oxygen saturation	67.4	%	
RPC-1	21	ft	10/11/2016	Dissolved oxygen saturation	65.7	%	
RPC-1	23	ft	10/11/2016	Dissolved oxygen saturation	64.8	%	
RPC-1	25	ft	10/11/2016	Dissolved oxygen saturation	47.6	%	
RPC-1	27	ft	10/11/2016	Dissolved oxygen saturation	37.7	%	
RPC-1	28	ft	10/11/2016	Dissolved oxygen saturation	4.9	%	
RPC-2	0	ft	10/11/2016	Dissolved oxygen saturation	99.1	%	
RPC-1	9	ft	10/11/2016	pH	7.74	None	
RPC-2	11	ft	10/11/2016	pH	8.11	None	
RPC-2	9	ft	10/11/2016	pH	8.12	None	
RPC-2	7	ft	10/11/2016	pH	8.15	None	
RPC-2	5	ft	10/11/2016	pH	8.15	None	
RPC-2	3	ft	10/11/2016	pH	8.14	None	
RPC-2	1	ft	10/11/2016	pH	8.13	None	
RPC-2	0	ft	10/11/2016	pH	8.11	None	
RPC-2	13	ft	10/11/2016	Chlorophyll b		ug/l	ND
RPC-1	0	ft	10/11/2016	pH	8	None	
RPC-1	1	ft	10/11/2016	pH	8	None	
RPC-1	3	ft	10/11/2016	pH	7.91	None	
RPC-1	28	ft	10/11/2016	pH	7.07	None	
RPC-1	7	ft	10/11/2016	pH	7.79	None	
RPC-2	13	ft	10/11/2016	Temperature, water	17.64	deg C	
RPC-3	7	ft	10/11/2016	Dissolved oxygen saturation	100.3	%	
RPC-3	5	ft	10/11/2016	Dissolved oxygen saturation	108.2	%	
RPC-3	3	ft	10/11/2016	Dissolved oxygen saturation	109	%	
RPC-3	1	ft	10/11/2016	Dissolved oxygen saturation	108.5	%	
RPC-3	0	ft	10/11/2016	Dissolved oxygen saturation	108.5	%	
RPC-1	11	ft	10/11/2016	pH	7.73	None	
RPC-1	13	ft	10/11/2016	pH	7.75	None	
RPC-1	15	ft	10/11/2016	pH	7.75	None	
RPC-1	17	ft	10/11/2016	pH	7.77	None	
RPC-1	19	ft	10/11/2016	pH	7.79	None	
RPC-1	21	ft	10/11/2016	pH	7.77	None	
RPC-1	23	ft	10/11/2016	pH	7.75	None	
RPC-1	5	ft	10/11/2016	pH	7.91	None	
RPC-1	23	ft	10/11/2016	Dissolved oxygen (DO)	6.22	mg/l	
RPC-1	1	ft	10/11/2016	Specific conductance	553	umho/cm	
RPC-3	1	ft	10/11/2016	Alkalinity, total	192	mg/l	
RPC-2	1	ft	10/11/2016	Phosphorus	0.03	mg/l	
RPC-2	1	ft	10/11/2016	Temperature, sample	2	deg C	
RPC-3	1	ft	10/11/2016	Temperature, sample	2	deg C	
RPC-1	1	ft	10/11/2016	Temperature, sample	2	deg C	
RPC-1	28	ft	10/11/2016	Temperature, sample	2	deg C	
RPC-1	28	ft	10/11/2016	Phosphorus	0.079	mg/l	
RPC-1	1	ft	10/11/2016	Alkalinity, total	176	mg/l	
RPC-1	1	ft	10/11/2016	Kjeldahl nitrogen	0.49	mg/l	J
RPC-2	9	ft	10/11/2016	Temperature, water	17.77	deg C	
RPC-1	1	ft	10/11/2016	Volatile suspended solids		mg/l	ND
RPC-1	28	ft	10/11/2016	Dissolved oxygen (DO)	0.47	mg/l	
RPC-3	1	ft	10/11/2016	Inorganic nitrogen (nitrate and nitrite)	0.062	mg/l	J
RPC-1	11	ft	10/11/2016	Dissolved oxygen (DO)	5.8	mg/l	
RPC-1	0	ft	10/11/2016	Specific conductance	553	umho/cm	
RPC-1	0	ft	10/11/2016	Dissolved oxygen (DO)	8.74	mg/l	

StationCode	SampleDepth	SampleDepthUnits	CollectionDate	Analyte	Result	ResultUnits	Qualifier
RPC-1	1	ft	10/11/2016	Dissolved oxygen (DO)	8.43	mg/l	
RPC-1	3	ft	10/11/2016	Dissolved oxygen (DO)	8.02	mg/l	
RPC-1	5	ft	10/11/2016	Dissolved oxygen (DO)	7.58	mg/l	
RPC-1	27	ft	10/11/2016	Dissolved oxygen (DO)	3.64	mg/l	
RPC-1	9	ft	10/11/2016	Dissolved oxygen (DO)	5.88	mg/l	
RPC-1	25	ft	10/11/2016	Dissolved oxygen (DO)	4.59	mg/l	
RPC-1	13	ft	10/11/2016	Dissolved oxygen (DO)	5.95	mg/l	
RPC-1	15	ft	10/11/2016	Dissolved oxygen (DO)	5.96	mg/l	
RPC-1	17	ft	10/11/2016	Dissolved oxygen (DO)	6.2	mg/l	
RPC-1	19	ft	10/11/2016	Dissolved oxygen (DO)	6.46	mg/l	
RPC-1	21	ft	10/11/2016	Dissolved oxygen (DO)	6.31	mg/l	
RPC-3	1	ft	10/11/2016	Ammonia-nitrogen	0.03	mg/l	J
RPC-1	7	ft	10/11/2016	Dissolved oxygen (DO)	6.58	mg/l	
RPC-1	28	ft	10/11/2016	Kjeldahl nitrogen	0.7	mg/l	
RPC-3	5	ft	10/11/2016	Dissolved oxygen (DO)	10.18	mg/l	
RPC-3	3	ft	10/11/2016	Dissolved oxygen (DO)	10.25	mg/l	
RPC-3	1	ft	10/11/2016	Dissolved oxygen (DO)	10.2	mg/l	
RPC-3	0	ft	10/11/2016	Dissolved oxygen (DO)	10.2	mg/l	
RPC-2	13	ft	10/11/2016	Chlorophyll c	3.14	ug/l	
RPC-2	13	ft	10/11/2016	Pheophytin a	5.43	ug/l	
RPC-3	6	ft	10/11/2016	Chlorophyll a, corrected for pheophytin	27.6	ug/l	
RPC-1	11	ft	10/11/2016	Chlorophyll b		ug/l	ND
RPC-3	6	ft	10/11/2016	Chlorophyll b		ug/l	ND
RPC-1	11	ft	10/11/2016	Chlorophyll c	1.06	ug/l	
RPC-3	6	ft	10/11/2016	Pheophytin a	4.81	ug/l	
RPC-3	6	ft	10/11/2016	Chlorophyll a, uncorrected for pheophytin	31.5	ug/l	
RPC-2	13	ft	10/11/2016	Chlorophyll a, corrected for pheophytin	27.6	ug/l	
RPC-3	1	ft	10/11/2016	Phosphorus	0.015	mg/l	
RPC-2	5	ft	10/11/2016	Dissolved oxygen (DO)	9.31	mg/l	
RPC-3	1	ft	10/11/2016	Total suspended solids	5	mg/l	
RPC-3	1	ft	10/11/2016	Volatile suspended solids		mg/l	ND
RPC-3	1	ft	10/11/2016	Phosphorus	0.048	mg/l	
RPC-1	1	ft	10/11/2016	Phosphorus	0.009	mg/l	
RPC-2	0	ft	10/11/2016	Dissolved oxygen (DO)	9.33	mg/l	
RPC-1	11	ft	10/11/2016	Chlorophyll a, uncorrected for pheophytin	20.9	ug/l	
RPC-2	3	ft	10/11/2016	Dissolved oxygen (DO)	9.31	mg/l	
RPC-1	11	ft	10/11/2016	Chlorophyll a, corrected for pheophytin	16	ug/l	
RPC-2	7	ft	10/11/2016	Dissolved oxygen (DO)	9.24	mg/l	
RPC-2	9	ft	10/11/2016	Dissolved oxygen (DO)	9.17	mg/l	
RPC-2	11	ft	10/11/2016	Dissolved oxygen (DO)	9.08	mg/l	
RPC-2	13	ft	10/11/2016	Dissolved oxygen (DO)	8.48	mg/l	
RPC-2	15	ft	10/11/2016	Dissolved oxygen (DO)	6.6	mg/l	
RPC-1	1	ft	10/11/2016	Total suspended solids	4	mg/l	
RPC-2	1	ft	10/11/2016	Dissolved oxygen (DO)	9.35	mg/l	
RPC-2	1	ft	10/11/2016	Volatile suspended solids		mg/l	ND
RPC-1	21	ft	10/11/2016	Specific conductance	560	umho/cm	
RPC-1	23	ft	10/11/2016	Specific conductance	561	umho/cm	
RPC-2	1	ft	10/11/2016	Phosphorus	0.058	mg/l	
RPC-1	27	ft	10/11/2016	Specific conductance	577	umho/cm	
RPC-2	13	ft	10/11/2016	Chlorophyll a, uncorrected for pheophytin	31.9	ug/l	
RPC-1	28	ft	10/11/2016	Alkalinity, total	197	mg/l	
RPC-2	1	ft	10/11/2016	Inorganic nitrogen (nitrate and nitrite)	0.059	mg/l	J
RPC-1	19	ft	10/11/2016	Specific conductance	559	umho/cm	
RPC-2	1	ft	10/11/2016	Total suspended solids	4	mg/l	
RPC-1	25	ft	10/11/2016	Specific conductance	570	umho/cm	
RPC-1	1	ft	10/11/2016	Ammonia-nitrogen	0.04	mg/l	J
RPC-1	1	ft	10/11/2016	Inorganic nitrogen (nitrate and nitrite)	0.078	mg/l	J
RPC-3	1	ft	10/11/2016	Kjeldahl nitrogen	0.55	mg/l	
RPC-1	28	ft	10/11/2016	Volatile suspended solids	4	mg/l	
RPC-1	28	ft	10/11/2016	Total suspended solids	10	mg/l	
RPC-1	28	ft	10/11/2016	Ammonia-nitrogen	0.31	mg/l	
RPC-1	28	ft	10/11/2016	Inorganic nitrogen (nitrate and nitrite)		mg/l	ND
RPC-2	1	ft	10/11/2016	Kjeldahl nitrogen	0.52	mg/l	
RPC-2	1	ft	10/11/2016	Ammonia-nitrogen	0.03	mg/l	J
RPC-1	9	ft	10/11/2016	Specific conductance	558	umho/cm	

StationCode	SampleDepth	SampleDepthUnits	CollectionDate	Analyte	Result	ResultUnits	Qualifier
RPC-1	15	ft	10/11/2016	Specific conductance	558	umho/cm	
RPC-1	13	ft	10/11/2016	Specific conductance	557	umho/cm	
RPC-1	11	ft	10/11/2016	Specific conductance	557	umho/cm	
RPC-2	1	ft	10/11/2016	Alkalinity, total	197	mg/l	
RPC-1	28	ft	10/11/2016	Specific conductance	600	umho/cm	
RPC-1	1	ft	10/11/2016	Phosphorus	0.041	mg/l	
RPC-1	28	ft	10/11/2016	Phosphorus	0.014	mg/l	
RPC-1	5	ft	10/11/2016	Specific conductance	554	umho/cm	
RPC-1	3	ft	10/11/2016	Specific conductance	555	umho/cm	
RPC-1	11	ft	10/11/2016	Pheophytin a	7.03	ug/l	
RPC-1	7	ft	10/11/2016	Specific conductance	555	umho/cm	
RPC-1	17	ft	10/11/2016	Specific conductance	558	umho/cm	
RPC-1	23	ft	7/27/2016	Specific conductance	656	umho/cm	
RPC-1	11	ft	7/27/2016	Specific conductance	550	umho/cm	
RPC-1	9	ft	7/27/2016	Specific conductance	543	umho/cm	
RPC-2	0	ft	7/27/2016	Specific conductance	526	umho/cm	
RPC-1	25	ft	7/27/2016	Specific conductance	669	umho/cm	
RPC-1	21	ft	7/27/2016	Specific conductance	645	umho/cm	
RPC-1	19	ft	7/27/2016	Specific conductance	629	umho/cm	
RPC-1	13	ft	7/27/2016	Specific conductance	554	umho/cm	
RPC-1	17	ft	7/27/2016	Specific conductance	604	umho/cm	
RPC-1	21	ft	7/27/2016	Dissolved oxygen saturation	0	%	
RPC-1	23	ft	7/27/2016	Dissolved oxygen saturation	0	%	
RPC-1	28	ft	7/27/2016	Dissolved oxygen saturation	0	%	
RPC-1	27	ft	7/27/2016	Dissolved oxygen saturation	0	%	
RPC-3	1	ft	7/27/2016	Volatile suspended solids	5	mg/l	
RPC-1	25	ft	7/27/2016	Dissolved oxygen saturation	0	%	
RPC-1	15	ft	7/27/2016	Specific conductance	562	umho/cm	
RPC-1	1	ft	7/27/2016	Phosphorus	0.034	mg/l	
RPC-2	0	ft	7/27/2016	pH	8.77	None	
RPC-2	1	ft	7/27/2016	pH	8.79	None	
RPC-1	1	ft	7/27/2016	Volatile suspended solids	4	mg/l	
RPC-1	1	ft	7/27/2016	Kjeldahl nitrogen	0.51	mg/l	
RPC-1	0	ft	7/27/2016	Specific conductance	527	umho/cm	
RPC-1	1	ft	7/27/2016	Specific conductance	527	umho/cm	
RPC-1	3	ft	7/27/2016	Specific conductance	526	umho/cm	
RPC-1	5	ft	7/27/2016	Specific conductance	531	umho/cm	
RPC-1	1	ft	7/27/2016	Temperature, sample	4	deg C	
RPC-1	1	ft	7/27/2016	Inorganic nitrogen (nitrate and nitrite)		mg/l	ND
RPC-3	1	ft	7/27/2016	Inorganic nitrogen (nitrate and nitrite)		mg/l	ND
RPC-1	1	ft	7/27/2016	Alkalinity, total	164	mg/l	
RPC-1	1	ft	7/27/2016	Ammonia-nitrogen		mg/l	ND
RPC-1	7	ft	7/27/2016	Dissolved oxygen saturation	107.8	%	
RPC-1	1	ft	7/27/2016	Phosphorus	0.005	mg/l	
RPC-1	27	ft	7/27/2016	Specific conductance	686	umho/cm	
RPC-3	1	ft	7/27/2016	Temperature, sample	4	deg C	
RPC-2	1	ft	7/27/2016	Temperature, sample	4	deg C	
RPC-1	28	ft	7/27/2016	Temperature, sample	4	deg C	
RPC-2	1	ft	7/27/2016	Kjeldahl nitrogen	0.57	mg/l	
RPC-1	7	ft	7/27/2016	Specific conductance	536	umho/cm	
RPC-3	1	ft	7/27/2016	Kjeldahl nitrogen	0.63	mg/l	
RPC-3	1	ft	7/27/2016	Phosphorus	0.056	mg/l	
RPC-2	1	ft	7/27/2016	Phosphorus	0.036	mg/l	
RPC-2	1	ft	7/27/2016	Ammonia-nitrogen		mg/l	ND
RPC-3	0	ft	7/27/2016	pH	8.72	None	
RPC-2	11	ft	7/27/2016	Specific conductance	549	umho/cm	
RPC-2	13	ft	7/27/2016	Specific conductance	555	umho/cm	
RPC-1	1	ft	7/27/2016	Total suspended solids	5	mg/l	
RPC-2	15	ft	7/27/2016	Specific conductance	569	umho/cm	
RPC-2	16	ft	7/27/2016	Specific conductance	581	umho/cm	
RPC-1	11	ft	7/27/2016	Dissolved oxygen saturation	7.2	%	
RPC-3	1	ft	7/27/2016	Total suspended solids	8	mg/l	
RPC-1	28	ft	7/27/2016	Phosphorus	0.858	mg/l	
RPC-2	1	ft	7/27/2016	Phosphorus	0.009	mg/l	
RPC-1	28	ft	7/27/2016	Specific conductance	696	umho/cm	

StationCode	SampleDepth	SampleDepthUnits	CollectionDate	Analyte	Result	ResultUnits	Qualifier
RPC-3	5	ft	7/27/2016	Specific conductance	528	umho/cm	
RPC-3	3	ft	7/27/2016	Specific conductance	527	umho/cm	
RPC-3	1	ft	7/27/2016	Specific conductance	527	umho/cm	
RPC-3	0	ft	7/27/2016	Specific conductance	530	umho/cm	
RPC-3	1	ft	7/27/2016	pH	8.73	None	
RPC-3	3	ft	7/27/2016	pH	8.76	None	
RPC-3	5	ft	7/27/2016	pH	8.71	None	
RPC-3	6	ft	7/27/2016	pH	8.69	None	
RPC-3	6	ft	7/27/2016	Specific conductance	529	umho/cm	
RPC-2	3	ft	7/27/2016	pH	8.81	None	
RPC-2	3	ft	7/27/2016	Specific conductance	524	umho/cm	
RPC-2	5	ft	7/27/2016	Specific conductance	529	umho/cm	
RPC-2	7	ft	7/27/2016	Specific conductance	539	umho/cm	
RPC-1	19	ft	7/27/2016	Dissolved oxygen saturation	0	%	
RPC-1	17	ft	7/27/2016	Dissolved oxygen saturation	0	%	
RPC-1	15	ft	7/27/2016	Dissolved oxygen saturation	0	%	
RPC-1	13	ft	7/27/2016	Dissolved oxygen saturation	0	%	
RPC-1	9	ft	7/27/2016	Dissolved oxygen saturation	57.1	%	
RPC-1	5	ft	7/27/2016	Dissolved oxygen saturation	116.2	%	
RPC-1	3	ft	7/27/2016	Dissolved oxygen saturation	146.1	%	
RPC-2	1	ft	7/27/2016	Total suspended solids	5	mg/l	
RPC-1	0	ft	7/27/2016	Dissolved oxygen saturation	141.1	%	
RPC-2	1	ft	7/27/2016	Alkalinity, total	162	mg/l	
RPC-2	5	ft	7/27/2016	pH	8.65	None	
RPC-2	7	ft	7/27/2016	pH	8.33	None	
RPC-2	9	ft	7/27/2016	pH	8.15	None	
RPC-2	11	ft	7/27/2016	pH	7.79	None	
RPC-2	13	ft	7/27/2016	pH	7.54	None	
RPC-2	9	ft	7/27/2016	Specific conductance	543	umho/cm	
RPC-2	15	ft	7/27/2016	pH	7.46	None	
RPC-2	16	ft	7/27/2016	pH	7.41	None	
RPC-1	15	ft	7/27/2016	pH	7.51	None	
RPC-2	1	ft	7/27/2016	Specific conductance	525	umho/cm	
RPC-1	1	ft	7/27/2016	Dissolved oxygen saturation	145.7	%	
RPC-3	6	ft	7/27/2016	Chlorophyll c	1.56	ug/l	
RPC-1	15	ft	7/27/2016	Temperature, water	24.55	deg C	
RPC-1	9	ft	7/27/2016	Dissolved oxygen (DO)	4.46	mg/l	
RPC-1	28	ft	7/27/2016	Ammonia-nitrogen	4.84	mg/l	
RPC-1	7	ft	7/27/2016	Dissolved oxygen (DO)	8.34	mg/l	
RPC-1	19	ft	7/27/2016	pH	7.4	None	
RPC-1	13	ft	7/27/2016	Dissolved oxygen (DO)	0	mg/l	
RPC-3	1	ft	7/27/2016	Alkalinity, total	163	mg/l	
RPC-1	15	ft	7/27/2016	Dissolved oxygen (DO)	0	mg/l	
RPC-3	6	ft	7/27/2016	Chlorophyll b		ug/l	ND
RPC-3	6	ft	7/27/2016	Chlorophyll a, corrected for pheophytin	18.2	ug/l	
RPC-3	6	ft	7/27/2016	Pheophytin a	2.4	ug/l	
RPC-2	9	ft	7/27/2016	Chlorophyll c	1.86	ug/l	
RPC-2	9	ft	7/27/2016	Chlorophyll b	0.72	ug/l	
RPC-2	9	ft	7/27/2016	Chlorophyll a, uncorrected for pheophytin	24.3	ug/l	
RPC-2	1	ft	7/27/2016	Inorganic nitrogen (nitrate and nitrite)		mg/l	ND
RPC-1	17	ft	7/27/2016	Temperature, water	20.7	deg C	
RPC-1			7/27/2016	Depth, Secchi disk depth	50	in	
RPC-1	27	ft	7/27/2016	Dissolved oxygen (DO)	0	mg/l	
RPC-1	25	ft	7/27/2016	Dissolved oxygen (DO)	0	mg/l	
RPC-1	23	ft	7/27/2016	Dissolved oxygen (DO)	0	mg/l	
RPC-1	21	ft	7/27/2016	Dissolved oxygen (DO)	0	mg/l	
RPC-1	11	ft	7/27/2016	Dissolved oxygen (DO)	0.57	mg/l	
RPC-1	17	ft	7/27/2016	Dissolved oxygen (DO)	0	mg/l	
RPC-3	1	ft	7/27/2016	Ammonia-nitrogen		mg/l	ND
RPC-1	19	ft	7/27/2016	Temperature, water	18.13	deg C	
RPC-1	21	ft	7/27/2016	Temperature, water	16.04	deg C	
RPC-1	23	ft	7/27/2016	Temperature, water	14.46	deg C	
RPC-1	25	ft	7/27/2016	Temperature, water	13.15	deg C	
RPC-1	27	ft	7/27/2016	Temperature, water	12.42	deg C	
RPC-1	28	ft	7/27/2016	Temperature, water	12.11	deg C	

StationCode	SampleDepth	SampleDepthUnits	CollectionDate	Analyte	Result	ResultUnits	Qualifier
RPC-1	19	ft	7/27/2016	Dissolved oxygen (DO)	0	mg/l	
RPC-3	6	ft	7/27/2016	Temperature, water	28.35	deg C	
RPC-1	3	ft	7/27/2016	Dissolved oxygen (DO)	11.05	mg/l	
RPC-1	8	ft	7/27/2016	Chlorophyll b		ug/l	ND
RPC-1	8	ft	7/27/2016	Chlorophyll c	0.52	ug/l	
RPC-3	0	ft	7/27/2016	Temperature, water	29.33	deg C	
RPC-3	1	ft	7/27/2016	Temperature, water	29.43	deg C	
RPC-3	1	ft	7/27/2016	Phosphorus	0.006	mg/l	
RPC-3	5	ft	7/27/2016	Temperature, water	28.44	deg C	
RPC-3			7/27/2016	Depth, Secchi disk depth	42	in	
RPC-2			7/27/2016	Depth, Secchi disk depth	54	in	
RPC-2			7/27/2016	Depth, bottom	18	ft	
RPC-1	1	ft	7/27/2016	Dissolved oxygen (DO)	10.95	mg/l	
RPC-1	0	ft	7/27/2016	Dissolved oxygen (DO)	10.54	mg/l	
RPC-1	8	ft	7/27/2016	Pheophytin a	1.23	ug/l	
RPC-1			7/27/2016	Depth, bottom	30	ft	
RPC-3	3	ft	7/27/2016	Temperature, water	28.66	deg C	
RPC-2	13	ft	7/27/2016	Temperature, water	25.92	deg C	
RPC-1	13	ft	7/27/2016	Temperature, water	25.81	deg C	
RPC-2	0	ft	7/27/2016	Temperature, water	29.69	deg C	
RPC-2	1	ft	7/27/2016	Temperature, water	29.38	deg C	
RPC-2	3	ft	7/27/2016	Temperature, water	28.9	deg C	
RPC-2	5	ft	7/27/2016	Temperature, water	28.55	deg C	
RPC-2	7	ft	7/27/2016	Temperature, water	28.02	deg C	
RPC-1	5	ft	7/27/2016	Dissolved oxygen (DO)	8.88	mg/l	
RPC-2	11	ft	7/27/2016	Temperature, water	26.99	deg C	
RPC-3			7/27/2016	Depth, bottom	8	ft	
RPC-2	15	ft	7/27/2016	Temperature, water	23.81	deg C	
RPC-2	16	ft	7/27/2016	Temperature, water	22.75	deg C	
RPC-2	9	ft	7/27/2016	Chlorophyll a, corrected for pheophytin	21.4	ug/l	
RPC-1	8	ft	7/27/2016	Chlorophyll a, corrected for pheophytin	13.4	ug/l	
RPC-1	8	ft	7/27/2016	Chlorophyll a, uncorrected for pheophytin	14.6	ug/l	
RPC-3	6	ft	7/27/2016	Chlorophyll a, uncorrected for pheophytin	20.3	ug/l	
RPC-2	9	ft	7/27/2016	Temperature, water	27.49	deg C	
RPC-2	5	ft	7/27/2016	Dissolved oxygen saturation	132.8	%	
RPC-1	27	ft	7/27/2016	pH	7.18	None	
RPC-1	28	ft	7/27/2016	pH	7.14	None	
RPC-3	5	ft	7/27/2016	Dissolved oxygen saturation	140.4	%	
RPC-1	28	ft	7/27/2016	Dissolved oxygen (DO)	0	mg/l	
RPC-3	1	ft	7/27/2016	Dissolved oxygen saturation	144.1	%	
RPC-3	0	ft	7/27/2016	Dissolved oxygen saturation	148.7	%	
RPC-2	9	ft	7/27/2016	Pheophytin a	3.68	ug/l	
RPC-2	1	ft	7/27/2016	Volatile suspended solids	4	mg/l	
RPC-2	16	ft	7/27/2016	Dissolved oxygen saturation	0	%	
RPC-2	15	ft	7/27/2016	Dissolved oxygen saturation	0	%	
RPC-2	13	ft	7/27/2016	Dissolved oxygen saturation	0	%	
RPC-2	11	ft	7/27/2016	Dissolved oxygen saturation	25.2	%	
RPC-1	25	ft	7/27/2016	pH	7.25	None	
RPC-2	7	ft	7/27/2016	Dissolved oxygen saturation	84.6	%	
RPC-3	6	ft	7/27/2016	Dissolved oxygen saturation	132.3	%	
RPC-2	3	ft	7/27/2016	Dissolved oxygen saturation	152.2	%	
RPC-2	1	ft	7/27/2016	Dissolved oxygen saturation	151.3	%	
RPC-2	0	ft	7/27/2016	Dissolved oxygen saturation	148.7	%	
RPC-1	28	ft	7/27/2016	Kjeldahl nitrogen	4.97	mg/l	
RPC-1	28	ft	7/27/2016	Total suspended solids	6	mg/l	
RPC-1	28	ft	7/27/2016	Volatile suspended solids	5	mg/l	
RPC-1	28	ft	7/27/2016	Inorganic nitrogen (nitrate and nitrite)		mg/l	ND
RPC-1	28	ft	7/27/2016	Phosphorus	0.885	mg/l	
RPC-1	28	ft	7/27/2016	Alkalinity, total	255	mg/l	
RPC-3	1	ft	7/27/2016	Dissolved oxygen (DO)	10.85	mg/l	
RPC-3	3	ft	7/27/2016	Dissolved oxygen (DO)	11.25	mg/l	
RPC-3	5	ft	7/27/2016	Dissolved oxygen (DO)	10.75	mg/l	
RPC-3	6	ft	7/27/2016	Dissolved oxygen (DO)	10.15	mg/l	
RPC-2	9	ft	7/27/2016	Dissolved oxygen saturation	55.7	%	
RPC-2	7	ft	7/27/2016	Dissolved oxygen (DO)	6.53	mg/l	

StationCode	SampleDepth	SampleDepthUnits	CollectionDate	Analyte	Result	ResultUnits	Qualifier
RPC-1	11	ft	7/27/2016	Temperature, water	26.54	deg C	
RPC-1	9	ft	7/27/2016	Temperature, water	27.27	deg C	
RPC-1	7	ft	7/27/2016	Temperature, water	27.88	deg C	
RPC-1	5	ft	7/27/2016	Temperature, water	28.57	deg C	
RPC-1	3	ft	7/27/2016	Temperature, water	29.17	deg C	
RPC-1	1	ft	7/27/2016	Temperature, water	29.51	deg C	
RPC-1	0	ft	7/27/2016	Temperature, water	29.88	deg C	
RPC-2	0	ft	7/27/2016	Dissolved oxygen (DO)	11.14	mg/l	
RPC-2	1	ft	7/27/2016	Dissolved oxygen (DO)	11.4	mg/l	
RPC-3	3	ft	7/27/2016	Dissolved oxygen saturation	147.5	%	
RPC-2	5	ft	7/27/2016	Dissolved oxygen (DO)	10.15	mg/l	
RPC-1	23	ft	7/27/2016	pH	7.3	None	
RPC-2	9	ft	7/27/2016	Dissolved oxygen (DO)	4.34	mg/l	
RPC-2	11	ft	7/27/2016	Dissolved oxygen (DO)	1.98	mg/l	
RPC-2	16	ft	7/27/2016	Dissolved oxygen (DO)	0	mg/l	
RPC-1	21	ft	7/27/2016	pH	7.36	None	
RPC-3	0	ft	7/27/2016	Dissolved oxygen (DO)	11.22	mg/l	
RPC-2	3	ft	7/27/2016	Dissolved oxygen (DO)	11.56	mg/l	
RPC-1	17	ft	7/27/2016	pH	7.41	None	
RPC-2	13	ft	7/27/2016	Dissolved oxygen (DO)	0	mg/l	
RPC-1	13	ft	7/27/2016	pH	7.6	None	
RPC-1	11	ft	7/27/2016	pH	7.72	None	
RPC-1	9	ft	7/27/2016	pH	8.14	None	
RPC-1	7	ft	7/27/2016	pH	8.54	None	
RPC-1	5	ft	7/27/2016	pH	8.6	None	
RPC-1	3	ft	7/27/2016	pH	8.74	None	
RPC-1	1	ft	7/27/2016	pH	8.73	None	
RPC-1	0	ft	7/27/2016	pH	8.7	None	
RPC-2	15	ft	7/27/2016	Dissolved oxygen (DO)	0	mg/l	
RPC-1	5	ft	6/20/2016	Specific conductance	559	umho/cm	
RPC-1	6	ft	6/20/2016	Specific conductance	562	umho/cm	
RPC-1	7	ft	6/20/2016	Specific conductance	562	umho/cm	
RPC-1	9	ft	6/20/2016	Specific conductance	570	umho/cm	
RPC-1			6/20/2016	Depth, bottom	29	ft	
RPC-1			6/20/2016	Depth, Secchi disk depth	53	in	
RPC-1	11	ft	6/20/2016	Specific conductance	579	umho/cm	
RPC-1	3	ft	6/20/2016	pH	8.49	None	
RPC-2	15	ft	6/20/2016	pH	7.55	None	
RPC-1	0	ft	6/20/2016	pH	8.5	None	
RPC-1	17	ft	6/20/2016	pH	7.6	None	
RPC-1	19	ft	6/20/2016	pH	7.61	None	
RPC-1	21	ft	6/20/2016	pH	7.6	None	
RPC-1	23	ft	6/20/2016	pH	7.58	None	
RPC-1	25	ft	6/20/2016	pH	7.55	None	
RPC-1	27	ft	6/20/2016	pH	7.49	None	
RPC-1	13	ft	6/20/2016	pH	7.6	None	
RPC-1	13	ft	6/20/2016	Specific conductance	589	umho/cm	
RPC-1	11	ft	6/20/2016	pH	7.9	None	
RPC-2	13	ft	6/20/2016	pH	7.52	None	
RPC-2	10	ft	6/20/2016	pH	7.65	None	
RPC-2	9	ft	6/20/2016	pH	7.84	None	
RPC-2	7	ft	6/20/2016	pH	8.47	None	
RPC-2	5	ft	6/20/2016	pH	8.49	None	
RPC-2	3	ft	6/20/2016	pH	8.51	None	
RPC-2	1	ft	6/20/2016	pH	8.52	None	
RPC-2	0	ft	6/20/2016	pH	8.52	None	
RPC-1	19	ft	6/20/2016	Dissolved oxygen saturation	0	%	
RPC-1	7	ft	6/20/2016	pH	8.38	None	
RPC-1	1	ft	6/20/2016	Specific conductance	555	umho/cm	
RPC-1	0	ft	6/20/2016	Specific conductance	554	umho/cm	
RPC-2			6/20/2016	Depth, bottom	18	ft	
RPC-2			6/20/2016	Depth, Secchi disk depth	52	in	
RPC-3			6/20/2016	Depth, bottom	10	ft	
RPC-3			6/20/2016	Depth, Secchi disk depth	49	in	
RPC-1	1	ft	6/20/2016	pH	8.51	None	

StationCode	SampleDepth	SampleDepthUnits	CollectionDate	Analyte	Result	ResultUnits	Qualifier
RPC-1	15	ft	6/20/2016	pH	7.57	None	
RPC-1	6	ft	6/20/2016	pH	8.41	None	
RPC-1	3	ft	6/20/2016	Specific conductance	554	umho/cm	
RPC-1	9	ft	6/20/2016	pH	8.16	None	
RPC-3	9	ft	6/20/2016	pH	8.48	None	
RPC-3	8	ft	6/20/2016	pH	8.5	None	
RPC-3	7	ft	6/20/2016	pH	8.51	None	
RPC-3	5	ft	6/20/2016	pH	8.5	None	
RPC-3	3	ft	6/20/2016	pH	8.47	None	
RPC-3	1	ft	6/20/2016	pH	8.47	None	
RPC-3	0	ft	6/20/2016	pH	8.48	None	
RPC-1	5	ft	6/20/2016	pH	8.42	None	
RPC-1	21	ft	6/20/2016	Temperature, water	13.51	deg C	
RPC-1	27	ft	6/20/2016	Temperature, sample	5	deg C	
RPC-1	5	ft	6/20/2016	Temperature, water	25.76	deg C	
RPC-1	6	ft	6/20/2016	Temperature, water	25.3	deg C	
RPC-1	7	ft	6/20/2016	Temperature, water	25.23	deg C	
RPC-1	9	ft	6/20/2016	Temperature, water	24.55	deg C	
RPC-1	11	ft	6/20/2016	Temperature, water	23.82	deg C	
RPC-1	13	ft	6/20/2016	Temperature, water	22.95	deg C	
RPC-1	15	ft	6/20/2016	Temperature, water	20.68	deg C	
RPC-1	15	ft	6/20/2016	Dissolved oxygen saturation	0	%	
RPC-1	19	ft	6/20/2016	Temperature, water	15.2	deg C	
RPC-1	1	ft	6/20/2016	Temperature, water	27.07	deg C	
RPC-1	23	ft	6/20/2016	Temperature, water	13.16	deg C	
RPC-1	25	ft	6/20/2016	Temperature, water	12.54	deg C	
RPC-1	27	ft	6/20/2016	Temperature, water	11.96	deg C	
RPC-2	0	ft	6/20/2016	Temperature, water	27.26	deg C	
RPC-2	1	ft	6/20/2016	Temperature, water	27.22	deg C	
RPC-2	3	ft	6/20/2016	Temperature, water	27.17	deg C	
RPC-2	5	ft	6/20/2016	Temperature, water	27.1	deg C	
RPC-2	7	ft	6/20/2016	Temperature, water	26.79	deg C	
RPC-1	17	ft	6/20/2016	Temperature, water	17.82	deg C	
RPC-3	8	ft	6/20/2016	Pheophytin a	4.21	ug/l	
RPC-2	1	ft	6/20/2016	Temperature, sample	5	deg C	
RPC-3	0	ft	6/20/2016	Dissolved oxygen saturation	152.8	%	
RPC-3	1	ft	6/20/2016	Dissolved oxygen saturation	153.3	%	
RPC-3	3	ft	6/20/2016	Dissolved oxygen saturation	154.4	%	
RPC-3	5	ft	6/20/2016	Dissolved oxygen saturation	156.8	%	
RPC-3	7	ft	6/20/2016	Dissolved oxygen saturation	156.9	%	
RPC-3	8	ft	6/20/2016	Dissolved oxygen saturation	154.3	%	
RPC-3	9	ft	6/20/2016	Dissolved oxygen saturation	152.3	%	
RPC-1	3	ft	6/20/2016	Temperature, water	26.93	deg C	
RPC-1	1	ft	6/20/2016	Temperature, sample	5	deg C	
RPC-2	13	ft	6/20/2016	Temperature, water	22.56	deg C	
RPC-2	9	ft	6/20/2016	Chlorophyll b	1.58	ug/l	
RPC-2	9	ft	6/20/2016	Chlorophyll c	2.24	ug/l	
RPC-2	9	ft	6/20/2016	Pheophytin a	3.79	ug/l	
RPC-3	8	ft	6/20/2016	Chlorophyll a, corrected for pheophytin	23.4	ug/l	
RPC-3	8	ft	6/20/2016	Chlorophyll a, uncorrected for pheophytin	26.6	ug/l	
RPC-3	8	ft	6/20/2016	Chlorophyll b	2.27	ug/l	
RPC-3	8	ft	6/20/2016	Chlorophyll c	1.83	ug/l	
RPC-1	15	ft	6/20/2016	Specific conductance	598	umho/cm	
RPC-3	1	ft	6/20/2016	Temperature, sample	5	deg C	
RPC-2	13	ft	6/20/2016	Dissolved oxygen (DO)	0	mg/l	
RPC-1	23	ft	6/20/2016	Dissolved oxygen (DO)	0	mg/l	
RPC-1	25	ft	6/20/2016	Dissolved oxygen (DO)	0	mg/l	
RPC-1	27	ft	6/20/2016	Dissolved oxygen (DO)	0	mg/l	
RPC-2	0	ft	6/20/2016	Dissolved oxygen (DO)	12.22	mg/l	
RPC-2	1	ft	6/20/2016	Dissolved oxygen (DO)	12.25	mg/l	
RPC-2	3	ft	6/20/2016	Dissolved oxygen (DO)	12.29	mg/l	
RPC-2	5	ft	6/20/2016	Dissolved oxygen (DO)	12.26	mg/l	
RPC-2	7	ft	6/20/2016	Dissolved oxygen (DO)	12.07	mg/l	
RPC-2	9	ft	6/20/2016	Temperature, water	24.68	deg C	
RPC-2	10	ft	6/20/2016	Dissolved oxygen (DO)	1.78	mg/l	

StationCode	SampleDepth	SampleDepthUnits	CollectionDate	Analyte	Result	ResultUnits	Qualifier
RPC-1	17	ft	6/20/2016	Dissolved oxygen (DO)	0	mg/l	
RPC-2	15	ft	6/20/2016	Dissolved oxygen (DO)	0	mg/l	
RPC-3	0	ft	6/20/2016	Dissolved oxygen (DO)	11.88	mg/l	
RPC-3	1	ft	6/20/2016	Dissolved oxygen (DO)	11.91	mg/l	
RPC-3	3	ft	6/20/2016	Dissolved oxygen (DO)	12.02	mg/l	
RPC-3	5	ft	6/20/2016	Dissolved oxygen (DO)	12.23	mg/l	
RPC-3	7	ft	6/20/2016	Dissolved oxygen (DO)	12.27	mg/l	
RPC-3	8	ft	6/20/2016	Dissolved oxygen (DO)	12.08	mg/l	
RPC-3	9	ft	6/20/2016	Dissolved oxygen (DO)	11.92	mg/l	
RPC-2	9	ft	6/20/2016	Dissolved oxygen (DO)	4.24	mg/l	
RPC-1	1	ft	6/20/2016	Dissolved oxygen (DO)	12.31	mg/l	
RPC-1	0	ft	6/20/2016	Temperature, water	27.17	deg C	
RPC-2	15	ft	6/20/2016	Temperature, water	21.18	deg C	
RPC-3	0	ft	6/20/2016	Temperature, water	27.77	deg C	
RPC-3	1	ft	6/20/2016	Temperature, water	27.77	deg C	
RPC-3	3	ft	6/20/2016	Temperature, water	27.7	deg C	
RPC-3	5	ft	6/20/2016	Temperature, water	27.55	deg C	
RPC-3	7	ft	6/20/2016	Temperature, water	27.44	deg C	
RPC-3	8	ft	6/20/2016	Temperature, water	27.39	deg C	
RPC-1	21	ft	6/20/2016	Dissolved oxygen (DO)	0	mg/l	
RPC-1	0	ft	6/20/2016	Dissolved oxygen (DO)	12.36	mg/l	
RPC-1	19	ft	6/20/2016	Dissolved oxygen (DO)	0	mg/l	
RPC-1	3	ft	6/20/2016	Dissolved oxygen (DO)	12.35	mg/l	
RPC-1	5	ft	6/20/2016	Dissolved oxygen (DO)	12.06	mg/l	
RPC-1	6	ft	6/20/2016	Dissolved oxygen (DO)	12.06	mg/l	
RPC-1	7	ft	6/20/2016	Dissolved oxygen (DO)	11.93	mg/l	
RPC-1	9	ft	6/20/2016	Dissolved oxygen (DO)	9.01	mg/l	
RPC-1	11	ft	6/20/2016	Dissolved oxygen (DO)	6.29	mg/l	
RPC-1	13	ft	6/20/2016	Dissolved oxygen (DO)	1.36	mg/l	
RPC-1	15	ft	6/20/2016	Dissolved oxygen (DO)	0	mg/l	
RPC-2	10	ft	6/20/2016	Temperature, water	23.16	deg C	
RPC-3	9	ft	6/20/2016	Temperature, water	27.35	deg C	
RPC-1	27	ft	6/20/2016	Phosphorus	0.366	mg/l	
RPC-1	27	ft	6/20/2016	Volatile suspended solids	4	mg/l	
RPC-1	9	ft	6/20/2016	Chlorophyll a, corrected for pheophytin	21.9	ug/l	
RPC-3	0	ft	6/20/2016	Specific conductance	550	umho/cm	
RPC-3	1	ft	6/20/2016	Specific conductance	549	umho/cm	
RPC-3	3	ft	6/20/2016	Specific conductance	549	umho/cm	
RPC-3	5	ft	6/20/2016	Specific conductance	547	umho/cm	
RPC-3	7	ft	6/20/2016	Specific conductance	545	umho/cm	
RPC-3	8	ft	6/20/2016	Specific conductance	546	umho/cm	
RPC-3	9	ft	6/20/2016	Specific conductance	546	umho/cm	
RPC-1	1	ft	6/20/2016	Alkalinity, total	174	mg/l	
RPC-1	9	ft	6/20/2016	Chlorophyll b	0.52	ug/l	
RPC-3	1	ft	6/20/2016	Phosphorus	0.011	mg/l	
RPC-2	9	ft	6/20/2016	Chlorophyll a, corrected for pheophytin	23.5	ug/l	
RPC-1	1	ft	6/20/2016	Total suspended solids	7	mg/l	
RPC-1	1	ft	6/20/2016	Volatile suspended solids	5	mg/l	
RPC-1	1	ft	6/20/2016	Phosphorus	0.047	mg/l	
RPC-1	1	ft	6/20/2016	Ammonia-nitrogen	0.08	mg/l	J
RPC-1	1	ft	6/20/2016	Kjeldahl nitrogen	0.79	mg/l	
RPC-1	1	ft	6/20/2016	Phosphorus	0.013	mg/l	
RPC-1	27	ft	6/20/2016	Alkalinity, total	237	mg/l	
RPC-1	27	ft	6/20/2016	Inorganic nitrogen (nitrate and nitrite)	0.103	mg/l	
RPC-2	1	ft	6/20/2016	Phosphorus	0.012	mg/l	
RPC-1	9	ft	6/20/2016	Chlorophyll a, uncorrected for pheophytin	27.1	ug/l	
RPC-3	1	ft	6/20/2016	Ammonia-nitrogen		mg/l	ND
RPC-1	17	ft	6/20/2016	Specific conductance	607	umho/cm	
RPC-1	19	ft	6/20/2016	Specific conductance	622	umho/cm	
RPC-1	21	ft	6/20/2016	Specific conductance	629	umho/cm	
RPC-1	23	ft	6/20/2016	Specific conductance	633	umho/cm	
RPC-1	25	ft	6/20/2016	Specific conductance	635	umho/cm	
RPC-1	27	ft	6/20/2016	Specific conductance	646	umho/cm	
RPC-3	1	ft	6/20/2016	Alkalinity, total	171	mg/l	
RPC-3	1	ft	6/20/2016	Inorganic nitrogen (nitrate and nitrite)	0.765	mg/l	

StationCode	SampleDepth	SampleDepthUnits	CollectionDate	Analyte	Result	ResultUnits	Qualifier
RPC-3	1	ft	6/20/2016	Total suspended solids	10	mg/l	
RPC-2	1	ft	6/20/2016	Ammonia-nitrogen		mg/l	ND
RPC-3	1	ft	6/20/2016	Phosphorus	0.059	mg/l	
RPC-1	1	ft	6/20/2016	Inorganic nitrogen (nitrate and nitrite)	0.776	mg/l	
RPC-2	0	ft	6/20/2016	Specific conductance	547	umho/cm	
RPC-2	1	ft	6/20/2016	Specific conductance	547	umho/cm	
RPC-2	3	ft	6/20/2016	Specific conductance	548	umho/cm	
RPC-2	5	ft	6/20/2016	Specific conductance	549	umho/cm	
RPC-2	7	ft	6/20/2016	Specific conductance	552	umho/cm	
RPC-2	9	ft	6/20/2016	Specific conductance	573	umho/cm	
RPC-2	10	ft	6/20/2016	Specific conductance	587	umho/cm	
RPC-2	13	ft	6/20/2016	Specific conductance	590	umho/cm	
RPC-2	15	ft	6/20/2016	Specific conductance	596	umho/cm	
RPC-3	1	ft	6/20/2016	Kjeldahl nitrogen	0.88	mg/l	
RPC-3	1	ft	6/20/2016	Volatile suspended solids	6	mg/l	
RPC-2	9	ft	6/20/2016	Chlorophyll a, uncorrected for pheophytin	26.6	ug/l	
RPC-1	17	ft	6/20/2016	Dissolved oxygen saturation	0	%	
RPC-1	23	ft	6/20/2016	Dissolved oxygen saturation	0	%	
RPC-1	9	ft	6/20/2016	Chlorophyll c	2.48	ug/l	
RPC-1	27	ft	6/20/2016	Dissolved oxygen saturation	0	%	
RPC-2	1	ft	6/20/2016	Kjeldahl nitrogen	0.82	mg/l	
RPC-1	27	ft	6/20/2016	Ammonia-nitrogen	1.24	mg/l	
RPC-1	27	ft	6/20/2016	Kjeldahl nitrogen	2.03	mg/l	
RPC-1	27	ft	6/20/2016	Phosphorus	0.265	mg/l	
RPC-2	1	ft	6/20/2016	Alkalinity, total	170	mg/l	
RPC-2	1	ft	6/20/2016	Inorganic nitrogen (nitrate and nitrite)	0.727	mg/l	
RPC-2	1	ft	6/20/2016	Total suspended solids	9	mg/l	
RPC-1	13	ft	6/20/2016	Dissolved oxygen saturation	16	%	
RPC-2	1	ft	6/20/2016	Phosphorus	0.05	mg/l	
RPC-1	21	ft	6/20/2016	Dissolved oxygen saturation	0	%	
RPC-2	0	ft	6/20/2016	Dissolved oxygen saturation	155.8	%	
RPC-2	1	ft	6/20/2016	Dissolved oxygen saturation	156.1	%	
RPC-2	3	ft	6/20/2016	Dissolved oxygen saturation	156.5	%	
RPC-2	5	ft	6/20/2016	Dissolved oxygen saturation	155.8	%	
RPC-2	7	ft	6/20/2016	Dissolved oxygen saturation	152.6	%	
RPC-2	9	ft	6/20/2016	Dissolved oxygen saturation	51.4	%	
RPC-2	10	ft	6/20/2016	Dissolved oxygen saturation	21	%	
RPC-2	13	ft	6/20/2016	Dissolved oxygen saturation	0	%	
RPC-2	15	ft	6/20/2016	Dissolved oxygen saturation	0	%	
RPC-1	27	ft	6/20/2016	Total suspended solids	4	mg/l	
RPC-1	9	ft	6/20/2016	Pheophytin a	7.26	ug/l	
RPC-2	1	ft	6/20/2016	Volatile suspended solids	5	mg/l	
RPC-1	0	ft	6/20/2016	Dissolved oxygen saturation	157.3	%	
RPC-1	25	ft	6/20/2016	Dissolved oxygen saturation	0	%	
RPC-1	3	ft	6/20/2016	Dissolved oxygen saturation	156.5	%	
RPC-1	5	ft	6/20/2016	Dissolved oxygen saturation	149.7	%	
RPC-1	6	ft	6/20/2016	Dissolved oxygen saturation	148.4	%	
RPC-1	7	ft	6/20/2016	Dissolved oxygen saturation	146.7	%	
RPC-1	9	ft	6/20/2016	Dissolved oxygen saturation	109.4	%	
RPC-1	1	ft	6/20/2016	Dissolved oxygen saturation	156.4	%	
RPC-1	11	ft	6/20/2016	Dissolved oxygen saturation	75.3	%	
RPC-3	1	ft	5/9/2016	Ammonia-nitrogen		mg/l	ND
RPC-2	1	ft	5/9/2016	Alkalinity, total	207	mg/l	
RPC-3	1	ft	5/9/2016	Inorganic nitrogen (nitrate and nitrite)	1.82	mg/l	
RPC-1	1	ft	5/9/2016	Temperature, sample	1	deg C	
RPC-2	10	ft	5/9/2016	Chlorophyll b		ug/l	ND
RPC-2	1	ft	5/9/2016	Inorganic nitrogen (nitrate and nitrite)	1.71	mg/l	
RPC-2	1	ft	5/9/2016	Phosphorus	0.03	mg/l	
RPC-2	1	ft	5/9/2016	Phosphorus	0.006	mg/l	
RPC-1	27	ft	5/9/2016	Phosphorus	0.03	mg/l	
RPC-1	1	ft	5/9/2016	Kjeldahl nitrogen	0.96	mg/l	
RPC-2	1	ft	5/9/2016	Ammonia-nitrogen		mg/l	ND
RPC-2	1	ft	5/9/2016	Volatile suspended solids		mg/l	ND
RPC-1	12	ft	5/9/2016	Chlorophyll b		ug/l	ND
RPC-3	1	ft	5/9/2016	Total suspended solids	5	mg/l	

StationCode	SampleDepth	SampleDepthUnits	CollectionDate	Analyte	Result	ResultUnits	Qualifier
RPC-3	7	ft	5/9/2016	Chlorophyll b		ug/l	ND
RPC-3	1	ft	5/9/2016	Volatile suspended solids		mg/l	ND
RPC-1	12	ft	5/9/2016	Pheophytin a	2.85	ug/l	
RPC-1	1	ft	5/9/2016	Phosphorus	0.007	mg/l	
RPC-1	27	ft	5/9/2016	Kjeldahl nitrogen	1.06	mg/l	
RPC-2	10	ft	5/9/2016	Chlorophyll c	3.1	ug/l	
RPC-2	10	ft	5/9/2016	Pheophytin a	1.34	ug/l	
RPC-1	12	ft	5/9/2016	Chlorophyll a, corrected for pheophytin	13.4	ug/l	
RPC-1	12	ft	5/9/2016	Chlorophyll a, uncorrected for pheophytin	15.6	ug/l	
RPC-2	1	ft	5/9/2016	Total suspended solids	5	mg/l	
RPC-2	15	ft	5/9/2016	Specific conductance	604	umho/cm	
RPC-1	27	ft	5/9/2016	Total suspended solids		mg/l	ND
RPC-1	27	ft	5/9/2016	Ammonia-nitrogen	0.14	mg/l	
RPC-2	10	ft	5/9/2016	Chlorophyll a, corrected for pheophytin	14.2	ug/l	
RPC-1	1	ft	5/9/2016	Phosphorus	0.027	mg/l	
RPC-1	1	ft	5/9/2016	Alkalinity, total	207	mg/l	
RPC-1	1	ft	5/9/2016	Inorganic nitrogen (nitrate and nitrite)	1.73	mg/l	
RPC-1	1	ft	5/9/2016	Volatile suspended solids		mg/l	ND
RPC-1	27	ft	5/9/2016	Phosphorus	0.005	mg/l	
RPC-3	7	ft	5/9/2016	Chlorophyll c	2.17	ug/l	
RPC-1	27	ft	5/9/2016	Temperature, sample	1	deg C	
RPC-2	1	ft	5/9/2016	Temperature, sample	1	deg C	
RPC-2	10	ft	5/9/2016	Chlorophyll a, uncorrected for pheophytin	15.6	ug/l	
RPC-1	27	ft	5/9/2016	Alkalinity, total	212	mg/l	
RPC-3	7	ft	5/9/2016	Chlorophyll a, uncorrected for pheophytin	12.5	ug/l	
RPC-2	1	ft	5/9/2016	Kjeldahl nitrogen	0.84	mg/l	
RPC-1	1	ft	5/9/2016	Total suspended solids	4	mg/l	
RPC-1	1	ft	5/9/2016	Ammonia-nitrogen		mg/l	ND
RPC-3	1	ft	5/9/2016	Phosphorus	0.039	mg/l	
RPC-3	1	ft	5/9/2016	Phosphorus	0.006	mg/l	
RPC-3	1	ft	5/9/2016	Alkalinity, total	210	mg/l	
RPC-3	1	ft	5/9/2016	Kjeldahl nitrogen	0.94	mg/l	
RPC-3	1	ft	5/9/2016	Temperature, sample	1	deg C	
RPC-1	27	ft	5/9/2016	Volatile suspended solids		mg/l	ND
RPC-1	12	ft	5/9/2016	Chlorophyll c	3.1	ug/l	
RPC-3	7	ft	5/9/2016	Chlorophyll a, corrected for pheophytin	11.6	ug/l	
RPC-1	27	ft	5/9/2016	Inorganic nitrogen (nitrate and nitrite)	1.68	mg/l	
RPC-1	25	ft	5/9/2016	Temperature, water	10.92	deg C	
RPC-1	7	ft	5/9/2016	Temperature, water	16.2	deg C	
RPC-1	9	ft	5/9/2016	Temperature, water	16.11	deg C	
RPC-1	11	ft	5/9/2016	Temperature, water	15.34	deg C	
RPC-1	13	ft	5/9/2016	Temperature, water	12.95	deg C	
RPC-1	15	ft	5/9/2016	Temperature, water	12.44	deg C	
RPC-1	17	ft	5/9/2016	Temperature, water	12.15	deg C	
RPC-1	19	ft	5/9/2016	Temperature, water	11.91	deg C	
RPC-2	11	ft	5/9/2016	Temperature, water	13.44	deg C	
RPC-1	23	ft	5/9/2016	Temperature, water	11.45	deg C	
RPC-1	1	ft	5/9/2016	Temperature, water	16.21	deg C	
RPC-1	27	ft	5/9/2016	Temperature, water	10.85	deg C	
RPC-2	0	ft	5/9/2016	Temperature, water	15.83	deg C	
RPC-2	1	ft	5/9/2016	Temperature, water	15.83	deg C	
RPC-2	3	ft	5/9/2016	Temperature, water	15.81	deg C	
RPC-2	5	ft	5/9/2016	Temperature, water	15.66	deg C	
RPC-2	7	ft	5/9/2016	Temperature, water	15.44	deg C	
RPC-1	25	ft	5/9/2016	Dissolved oxygen saturation	14.6	%	
RPC-1	21	ft	5/9/2016	Temperature, water	11.7	deg C	
RPC-2	15	ft	5/9/2016	Dissolved oxygen saturation	48.3	%	
RPC-2	11	ft	5/9/2016	Specific conductance	601	umho/cm	
RPC-2	0	ft	5/9/2016	Dissolved oxygen saturation	114.1	%	
RPC-2	1	ft	5/9/2016	Dissolved oxygen saturation	114.1	%	
RPC-2	3	ft	5/9/2016	Dissolved oxygen saturation	114.4	%	
RPC-2	5	ft	5/9/2016	Dissolved oxygen saturation	113.5	%	
RPC-2	7	ft	5/9/2016	Dissolved oxygen saturation	107	%	
RPC-2	9	ft	5/9/2016	Dissolved oxygen saturation	102	%	
RPC-1	5	ft	5/9/2016	Temperature, water	16.21	deg C	

StationCode	SampleDepth	SampleDepthUnits	CollectionDate	Analyte	Result	ResultUnits	Qualifier
RPC-2	13	ft	5/9/2016	Dissolved oxygen saturation	69.4	%	
RPC-1	3	ft	5/9/2016	Temperature, water	16.22	deg C	
RPC-2	17	ft	5/9/2016	Dissolved oxygen saturation	24.2	%	
RPC-3	0	ft	5/9/2016	Dissolved oxygen saturation	103.3	%	
RPC-3	1	ft	5/9/2016	Dissolved oxygen saturation	103.5	%	
RPC-3	3	ft	5/9/2016	Dissolved oxygen saturation	102.4	%	
RPC-3	5	ft	5/9/2016	Dissolved oxygen saturation	88.2	%	
RPC-3	7	ft	5/9/2016	Dissolved oxygen saturation	77.7	%	
RPC-1	0	ft	5/9/2016	Temperature, water	16.22	deg C	
RPC-2	13	ft	5/9/2016	Temperature, water	12.55	deg C	
RPC-2	11	ft	5/9/2016	Dissolved oxygen saturation	84	%	
RPC-2	13	ft	5/9/2016	Dissolved oxygen (DO)	7.28	mg/l	
RPC-1	25	ft	5/9/2016	Dissolved oxygen (DO)	1.59	mg/l	
RPC-1	27	ft	5/9/2016	Dissolved oxygen (DO)	1.23	mg/l	
RPC-2	0	ft	5/9/2016	Dissolved oxygen (DO)	11.15	mg/l	
RPC-2	1	ft	5/9/2016	Dissolved oxygen (DO)	11.15	mg/l	
RPC-2	3	ft	5/9/2016	Dissolved oxygen (DO)	11.18	mg/l	
RPC-2	5	ft	5/9/2016	Dissolved oxygen (DO)	11.13	mg/l	
RPC-2	7	ft	5/9/2016	Dissolved oxygen (DO)	10.54	mg/l	
RPC-2	9	ft	5/9/2016	Temperature, water	15.1	deg C	
RPC-2	11	ft	5/9/2016	Dissolved oxygen (DO)	8.64	mg/l	
RPC-1	19	ft	5/9/2016	Dissolved oxygen (DO)	5.23	mg/l	
RPC-2	15	ft	5/9/2016	Dissolved oxygen (DO)	5.13	mg/l	
RPC-2	17	ft	5/9/2016	Dissolved oxygen (DO)	2.59	mg/l	
RPC-3	0	ft	5/9/2016	Dissolved oxygen (DO)	10.24	mg/l	
RPC-3	1	ft	5/9/2016	Dissolved oxygen (DO)	10.26	mg/l	
RPC-3	3	ft	5/9/2016	Dissolved oxygen (DO)	10.15	mg/l	
RPC-3	5	ft	5/9/2016	Dissolved oxygen (DO)	8.92	mg/l	
RPC-3	7	ft	5/9/2016	Dissolved oxygen (DO)	7.99	mg/l	
RPC-2	9	ft	5/9/2016	Dissolved oxygen (DO)	10.12	mg/l	
RPC-1	3	ft	5/9/2016	Dissolved oxygen (DO)	11.02	mg/l	
RPC-2	15	ft	5/9/2016	Temperature, water	11.96	deg C	
RPC-2	17	ft	5/9/2016	Temperature, water	11.66	deg C	
RPC-3	0	ft	5/9/2016	Temperature, water	15.14	deg C	
RPC-3	1	ft	5/9/2016	Temperature, water	15.14	deg C	
RPC-3	3	ft	5/9/2016	Temperature, water	15.11	deg C	
RPC-3	5	ft	5/9/2016	Temperature, water	14.19	deg C	
RPC-3	7	ft	5/9/2016	Temperature, water	13.48	deg C	
RPC-1	23	ft	5/9/2016	Dissolved oxygen (DO)	2.81	mg/l	
RPC-1	1	ft	5/9/2016	Dissolved oxygen (DO)	11.06	mg/l	
RPC-1	21	ft	5/9/2016	Dissolved oxygen (DO)	4.15	mg/l	
RPC-1	5	ft	5/9/2016	Dissolved oxygen (DO)	11.08	mg/l	
RPC-1	7	ft	5/9/2016	Dissolved oxygen (DO)	11.04	mg/l	
RPC-1	9	ft	5/9/2016	Dissolved oxygen (DO)	10.82	mg/l	
RPC-1	11	ft	5/9/2016	Dissolved oxygen (DO)	10.08	mg/l	
RPC-1	13	ft	5/9/2016	Dissolved oxygen (DO)	8.26	mg/l	
RPC-1	15	ft	5/9/2016	Dissolved oxygen (DO)	7.3	mg/l	
RPC-1	17	ft	5/9/2016	Dissolved oxygen (DO)	6.42	mg/l	
RPC-1	23	ft	5/9/2016	Dissolved oxygen saturation	26.1	%	
RPC-1	0	ft	5/9/2016	Dissolved oxygen (DO)	11.04	mg/l	
RPC-2	17	ft	5/9/2016	pH	7.37	None	
RPC-2	0	ft	5/9/2016	pH	8.27	None	
RPC-2	1	ft	5/9/2016	pH	8.27	None	
RPC-2	3	ft	5/9/2016	pH	8.26	None	
RPC-2	5	ft	5/9/2016	pH	8.25	None	
RPC-2	7	ft	5/9/2016	pH	8.2	None	
RPC-2	9	ft	5/9/2016	pH	8.15	None	
RPC-2	11	ft	5/9/2016	pH	7.99	None	
RPC-1	3	ft	5/9/2016	Specific conductance	595	umho/cm	
RPC-2	15	ft	5/9/2016	pH	7.58	None	
RPC-1	23	ft	5/9/2016	pH	7.38	None	
RPC-3	0	ft	5/9/2016	pH	8.19	None	
RPC-3	1	ft	5/9/2016	pH	8.19	None	
RPC-3	3	ft	5/9/2016	pH	8.17	None	
RPC-3	5	ft	5/9/2016	pH	8	None	

StationCode	SampleDepth	SampleDepthUnits	CollectionDate	Analyte	Result	ResultUnits	Qualifier
RPC-3	7	ft	5/9/2016	pH	7.91	None	
RPC-1	0	ft	5/9/2016	Specific conductance	595	umho/cm	
RPC-1	27	ft	5/9/2016	Dissolved oxygen saturation	11.3	%	
RPC-2	13	ft	5/9/2016	pH	7.84	None	
RPC-1	7	ft	5/9/2016	pH	8.24	None	
RPC-1			5/9/2016	Depth, Secchi disk depth	70	in	
RPC-2			5/9/2016	Depth, bottom	19	ft	
RPC-2			5/9/2016	Depth, Secchi disk depth	57	in	
RPC-3			5/9/2016	Depth, bottom	9	ft	
RPC-3			5/9/2016	Depth, Secchi disk depth	65	in	
RPC-1	0	ft	5/9/2016	pH	8.27	None	
RPC-1	1	ft	5/9/2016	pH	8.27	None	
RPC-1	27	ft	5/9/2016	pH	7.24	None	
RPC-1	5	ft	5/9/2016	pH	8.25	None	
RPC-1	25	ft	5/9/2016	pH	7.24	None	
RPC-1	9	ft	5/9/2016	pH	8.23	None	
RPC-1	11	ft	5/9/2016	pH	8.11	None	
RPC-1	13	ft	5/9/2016	pH	7.94	None	
RPC-1	15	ft	5/9/2016	pH	7.82	None	
RPC-1	17	ft	5/9/2016	pH	7.71	None	
RPC-1	19	ft	5/9/2016	pH	7.57	None	
RPC-1	21	ft	5/9/2016	pH	7.47	None	
RPC-1	5	ft	5/9/2016	Specific conductance	595	umho/cm	
RPC-1	3	ft	5/9/2016	pH	8.27	None	
RPC-1	7	ft	5/9/2016	Dissolved oxygen saturation	113.9	%	
RPC-3	0	ft	5/9/2016	Specific conductance	599	umho/cm	
RPC-3	1	ft	5/9/2016	Specific conductance	599	umho/cm	
RPC-3	3	ft	5/9/2016	Specific conductance	600	umho/cm	
RPC-3	5	ft	5/9/2016	Specific conductance	602	umho/cm	
RPC-3	7	ft	5/9/2016	Specific conductance	605	umho/cm	
RPC-1	0	ft	5/9/2016	Dissolved oxygen saturation	113.9	%	
RPC-1	1	ft	5/9/2016	Dissolved oxygen saturation	114.1	%	
RPC-1	1	ft	5/9/2016	Specific conductance	595	umho/cm	
RPC-1	5	ft	5/9/2016	Dissolved oxygen saturation	114.3	%	
RPC-3	7	ft	5/9/2016	Pheophytin a	0.89	ug/l	
RPC-1	9	ft	5/9/2016	Dissolved oxygen saturation	111.4	%	
RPC-1	11	ft	5/9/2016	Dissolved oxygen saturation	102.1	%	
RPC-1	13	ft	5/9/2016	Dissolved oxygen saturation	79.4	%	
RPC-1	15	ft	5/9/2016	Dissolved oxygen saturation	69.4	%	
RPC-1	17	ft	5/9/2016	Dissolved oxygen saturation	60.6	%	
RPC-1	19	ft	5/9/2016	Dissolved oxygen saturation	49.1	%	
RPC-1	21	ft	5/9/2016	Dissolved oxygen saturation	38.8	%	
RPC-1	3	ft	5/9/2016	Dissolved oxygen saturation	113.8	%	
RPC-1	25	ft	5/9/2016	Specific conductance	610	umho/cm	
RPC-1	7	ft	5/9/2016	Specific conductance	595	umho/cm	
RPC-1	9	ft	5/9/2016	Specific conductance	596	umho/cm	
RPC-1	11	ft	5/9/2016	Specific conductance	594	umho/cm	
RPC-1	13	ft	5/9/2016	Specific conductance	600	umho/cm	
RPC-1	15	ft	5/9/2016	Specific conductance	601	umho/cm	
RPC-1	17	ft	5/9/2016	Specific conductance	602	umho/cm	
RPC-1	19	ft	5/9/2016	Specific conductance	604	umho/cm	
RPC-2	17	ft	5/9/2016	Specific conductance	607	umho/cm	
RPC-1	23	ft	5/9/2016	Specific conductance	606	umho/cm	
RPC-2	13	ft	5/9/2016	Specific conductance	601	umho/cm	
RPC-1	27	ft	5/9/2016	Specific conductance	611	umho/cm	
RPC-2	0	ft	5/9/2016	Specific conductance	595	umho/cm	
RPC-2	1	ft	5/9/2016	Specific conductance	596	umho/cm	
RPC-2	3	ft	5/9/2016	Specific conductance	595	umho/cm	
RPC-2	5	ft	5/9/2016	Specific conductance	596	umho/cm	
RPC-2	7	ft	5/9/2016	Specific conductance	595	umho/cm	
RPC-2	9	ft	5/9/2016	Specific conductance	598	umho/cm	
RPC-1			5/9/2016	Depth, bottom	29	ft	
RPC-1	21	ft	5/9/2016	Specific conductance	605	umho/cm	
PSB-01			04-Jun-13	Alkalinity, total	265	mg/l	
PSB-01			04-Jun-13	Aluminum	8.54	ug/l	J

StationCode	SampleDepth	SampleDepthUnits	CollectionDate	Analyte	Result	ResultUnits	Qualifier
PSB-01			04-Jun-13	Aluminum	585	ug/l	
PSB-01			04-Jun-13	Ammonia-nitrogen	0.43	mg/l	
PSB-01			04-Jun-13	Arsenic		ug/l	ND
PSB-01			04-Jun-13	Arsenic		ug/l	ND
PSB-01			04-Jun-13	Barium	55.1	ug/l	
PSB-01			04-Jun-13	Barium	55.7	ug/l	
PSB-01			04-Jun-13	Beryllium	0.32	ug/l	J
PSB-01			04-Jun-13	Beryllium	0.24	ug/l	J
PSB-01			04-Jun-13	Boron	12.3	ug/l	
PSB-01			04-Jun-13	Boron	15.3	ug/l	
PSB-01			04-Jun-13	Cadmium		ug/l	ND
PSB-01			04-Jun-13	Cadmium		ug/l	ND
PSB-01			04-Jun-13	Calcium	70200	ug/l	
PSB-01			04-Jun-13	Calcium	67400	ug/l	
PSB-01			04-Jun-13	Chloride	42.7	mg/l	
PSB-01			04-Jun-13	Chromium	3.2	ug/l	J
PSB-01			04-Jun-13	Chromium		ug/l	ND
PSB-01			04-Jun-13	Cobalt	0.35	ug/l	J
PSB-01			04-Jun-13	Cobalt	0.65	ug/l	J
PSB-01			04-Jun-13	Copper	1.36	ug/l	J
PSB-01			04-Jun-13	Copper	2.72	ug/l	J
PSB-01			04-Jun-13	Cyanide	0.004	mg/l	J
PSB-01			04-Jun-13	Fluoride	0.13	mg/l	
PSB-01			04-Jun-13	Hardness, Ca, Mg	319000	ug/l	C
PSB-01			04-Jun-13	Inorganic nitrogen (nitrate and nitrite)	9.9	mg/l	
PSB-01			04-Jun-13	Iron	9.69	ug/l	J
PSB-01			04-Jun-13	Iron	659	ug/l	
PSB-01			04-Jun-13	Kjeldahl nitrogen	0.75	mg/l	
PSB-01			04-Jun-13	Lead		ug/l	ND
PSB-01			04-Jun-13	Lead		ug/l	ND
PSB-01			04-Jun-13	Magnesium	37300	ug/l	
PSB-01			04-Jun-13	Magnesium	36600	ug/l	
PSB-01			04-Jun-13	Manganese	29.2	ug/l	
PSB-01			04-Jun-13	Manganese	59.6	ug/l	
PSB-01			04-Jun-13	Nickel		ug/l	ND
PSB-01			04-Jun-13	Nickel	0.76	ug/l	J
PSB-01			04-Jun-13	Organic carbon	1.88	mg/l	
PSB-01			04-Jun-13	Phenols	3.34	ug/l	J
PSB-01			04-Jun-13	Phosphorus	0.028	mg/l	
PSB-01			04-Jun-13	Phosphorus	0.076	mg/l	
PSB-01			04-Jun-13	Potassium	1020	ug/l	
PSB-01			04-Jun-13	Potassium	1010	ug/l	
PSB-01			04-Jun-13	Selenium		ug/l	ND
PSB-01			04-Jun-13	Selenium		ug/l	ND
PSB-01			04-Jun-13	Silver		ug/l	ND
PSB-01			04-Jun-13	Silver	1.12	ug/l	J
PSB-01			04-Jun-13	Sodium	15100	ug/l	
PSB-01			04-Jun-13	Sodium	15500	ug/l	
PSB-01			04-Jun-13	Strontium	70.4	ug/l	
PSB-01			04-Jun-13	Strontium	68.2	ug/l	
PSB-01			04-Jun-13	Sulfate		mg/l	ND
PSB-01			04-Jun-13	Temperature, sample	4	deg C	
PSB-01			04-Jun-13	Total suspended solids	29	mg/l	
PSB-01			04-Jun-13	Vanadium		ug/l	ND
PSB-01			04-Jun-13	Vanadium		ug/l	ND
PSB-01			04-Jun-13	Volatile suspended solids	10	mg/l	
PSB-01			04-Jun-13	Zinc		ug/l	ND
PSB-01			04-Jun-13	Zinc	2.64	ug/l	J
PT-01			03-Jun-13	Alkalinity, total	255	mg/l	
PT-01			03-Jun-13	Aluminum		ug/l	ND
PT-01			03-Jun-13	Aluminum	83.8	ug/l	
PT-01			03-Jun-13	Ammonia-nitrogen	0.22	mg/l	
PT-01			03-Jun-13	Arsenic		ug/l	ND
PT-01			03-Jun-13	Arsenic		ug/l	ND
PT-01			03-Jun-13	Barium	62.3	ug/l	

StationCode	SampleDepth	SampleDepthUnits	CollectionDate	Analyte	Result	ResultUnits	Qualifier
PT-01			03-Jun-13	Barium	57	ug/l	
PT-01			03-Jun-13	Beryllium	0.22	ug/l	J
PT-01			03-Jun-13	Beryllium	0.24	ug/l	J
PT-01			03-Jun-13	Boron	9.09	ug/l	J
PT-01			03-Jun-13	Boron	13.6	ug/l	
PT-01			03-Jun-13	Cadmium		ug/l	ND
PT-01			03-Jun-13	Cadmium		ug/l	ND
PT-01			03-Jun-13	Calcium	78000	ug/l	
PT-01			03-Jun-13	Calcium	74000	ug/l	
PT-01			03-Jun-13	Chloride	27.2	mg/l	
PT-01			03-Jun-13	Chromium	3.86	ug/l	J
PT-01			03-Jun-13	Chromium		ug/l	ND
PT-01			03-Jun-13	Cobalt	0.35	ug/l	J
PT-01			03-Jun-13	Cobalt	0.64	ug/l	J
PT-01			03-Jun-13	Copper	1.05	ug/l	J
PT-01			03-Jun-13	Copper	2.52	ug/l	J
PT-01			03-Jun-13	Cyanide		mg/l	ND
PT-01			03-Jun-13	Fluoride	0.15	mg/l	
PT-01			03-Jun-13	Hardness, Ca, Mg	326000	ug/l	C
PT-01			03-Jun-13	Inorganic nitrogen (nitrate and nitrite)	6.98	mg/l	
PT-01			03-Jun-13	Iron		ug/l	ND
PT-01			03-Jun-13	Iron	109	ug/l	
PT-01			03-Jun-13	Kjeldahl nitrogen	0.44	mg/l	J
PT-01			03-Jun-13	Lead	0.97	ug/l	J
PT-01			03-Jun-13	Lead		ug/l	ND
PT-01			03-Jun-13	Magnesium	35200	ug/l	
PT-01			03-Jun-13	Magnesium	34400	ug/l	
PT-01			03-Jun-13	Manganese	12.6	ug/l	
PT-01			03-Jun-13	Manganese	22.7	ug/l	
PT-01			03-Jun-13	Nickel		ug/l	ND
PT-01			03-Jun-13	Nickel		ug/l	ND
PT-01			03-Jun-13	Organic carbon	1.92	mg/l	
PT-01			03-Jun-13	Phenols	3.01	ug/l	J
PT-01			03-Jun-13	Phosphorus	0.042	mg/l	
PT-01			03-Jun-13	Phosphorus	0.052	mg/l	
PT-01			03-Jun-13	Potassium	709	ug/l	
PT-01			03-Jun-13	Potassium	635	ug/l	J
PT-01			03-Jun-13	Selenium		ug/l	ND
PT-01			03-Jun-13	Selenium		ug/l	ND
PT-01			03-Jun-13	Silver		ug/l	ND
PT-01			03-Jun-13	Silver	1.94	ug/l	J
PT-01			03-Jun-13	Sodium	7570	ug/l	
PT-01			03-Jun-13	Sodium	8140	ug/l	
PT-01			03-Jun-13	Strontium	77.4	ug/l	
PT-01			03-Jun-13	Strontium	77	ug/l	
PT-01			03-Jun-13	Sulfate	19.4	mg/l	
PT-01			03-Jun-13	Temperature, sample	4	deg C	
PT-01			03-Jun-13	Total suspended solids	7	mg/l	
PT-01			03-Jun-13	Vanadium		ug/l	ND
PT-01			03-Jun-13	Vanadium		ug/l	ND
PT-01			03-Jun-13	Volatile suspended solids	4	mg/l	
PT-01			03-Jun-13	Zinc		ug/l	ND
PT-01			03-Jun-13	Zinc		ug/l	ND
PU-03			03-Jun-13	Alkalinity, total	285	mg/l	
PU-03			03-Jun-13	Aluminum		ug/l	ND
PU-03			03-Jun-13	Aluminum	214	ug/l	
PU-03			03-Jun-13	Ammonia-nitrogen	0.17	mg/l	
PU-03			03-Jun-13	Arsenic		ug/l	ND
PU-03			03-Jun-13	Arsenic		ug/l	ND
PU-03			03-Jun-13	Barium	62.9	ug/l	
PU-03			03-Jun-13	Barium	60.4	ug/l	
PU-03			03-Jun-13	Beryllium	0.13	ug/l	J
PU-03			03-Jun-13	Beryllium	0.21	ug/l	J
PU-03			03-Jun-13	Boron	12	ug/l	
PU-03			03-Jun-13	Boron	17	ug/l	

StationCode	SampleDepth	SampleDepthUnits	CollectionDate	Analyte	Result	ResultUnits	Qualifier
PU-03			03-Jun-13	Cadmium		ug/l	ND
PU-03			03-Jun-13	Cadmium		ug/l	ND
PU-03			03-Jun-13	Calcium	81500	ug/l	
PU-03			03-Jun-13	Calcium	89400	ug/l	
PU-03			03-Jun-13	Chloride	24.7	mg/l	
PU-03			03-Jun-13	Chromium	3.81	ug/l	J
PU-03			03-Jun-13	Chromium		ug/l	ND
PU-03			03-Jun-13	Cobalt	0.73	ug/l	J
PU-03			03-Jun-13	Cobalt	0.92	ug/l	J
PU-03			03-Jun-13	Copper	0.94	ug/l	J
PU-03			03-Jun-13	Copper	53	ug/l	
PU-03			03-Jun-13	Cyanide		mg/l	ND
PU-03			03-Jun-13	Fluoride	0.15	mg/l	
PU-03			03-Jun-13	Hardness, Ca, Mg	397000	ug/l	C
PU-03			03-Jun-13	Inorganic nitrogen (nitrate and nitrite)	4.59	mg/l	
PU-03			03-Jun-13	Iron		ug/l	ND
PU-03			03-Jun-13	Iron	227	ug/l	
PU-03			03-Jun-13	Kjeldahl nitrogen	0.49	mg/l	J
PU-03			03-Jun-13	Lead	2.21	ug/l	J
PU-03			03-Jun-13	Lead		ug/l	ND
PU-03			03-Jun-13	Magnesium	37900	ug/l	
PU-03			03-Jun-13	Magnesium	42200	ug/l	
PU-03			03-Jun-13	Manganese	23.8	ug/l	
PU-03			03-Jun-13	Manganese	43	ug/l	
PU-03			03-Jun-13	Nickel		ug/l	ND
PU-03			03-Jun-13	Nickel	0.96	ug/l	J
PU-03			03-Jun-13	Organic carbon	2.2	mg/l	
PU-03			03-Jun-13	Phenols	4.42	ug/l	J
PU-03			03-Jun-13	Phosphorus	0.037	mg/l	
PU-03			03-Jun-13	Phosphorus	0.056	mg/l	
PU-03			03-Jun-13	Potassium	860	ug/l	
PU-03			03-Jun-13	Potassium	892	ug/l	
PU-03			03-Jun-13	Selenium		ug/l	ND
PU-03			03-Jun-13	Selenium		ug/l	ND
PU-03			03-Jun-13	Silver		ug/l	ND
PU-03			03-Jun-13	Silver	0.65	ug/l	J
PU-03			03-Jun-13	Sodium	6830	ug/l	
PU-03			03-Jun-13	Sodium	6900	ug/l	
PU-03			03-Jun-13	Strontium	81.6	ug/l	
PU-03			03-Jun-13	Strontium	82.8	ug/l	
PU-03			03-Jun-13	Sulfate	21.6	mg/l	
PU-03			03-Jun-13	Temperature, sample	4	deg C	
PU-03			03-Jun-13	Total suspended solids	12	mg/l	
PU-03			03-Jun-13	Vanadium		ug/l	ND
PU-03			03-Jun-13	Vanadium		ug/l	ND
PU-03			03-Jun-13	Volatile suspended solids	6	mg/l	
PU-03			03-Jun-13	Zinc		ug/l	ND
PU-03			03-Jun-13	Zinc	32	ug/l	
PSB-01	1	ft	04-Jun-13	Chlorophyll a, corrected for pheophytin	9.34	ug/l	Q
PSB-01	1	ft	04-Jun-13	Chlorophyll a, uncorrected for pheophytin	10.9	ug/l	Q
PSB-01	1	ft	04-Jun-13	Chlorophyll b		ug/l	ND,Q
PSB-01	1	ft	04-Jun-13	Chlorophyll c	1.42	ug/l	Q
PSB-01	1	ft	04-Jun-13	Pheophytin a	1.87	ug/l	Q
PT-01	1	ft	03-Jun-13	Chlorophyll a, corrected for pheophytin	10.1	ug/l	Q
PT-01	1	ft	03-Jun-13	Chlorophyll a, uncorrected for pheophytin	12.3	ug/l	Q
PT-01	1	ft	03-Jun-13	Chlorophyll b		ug/l	ND,Q
PT-01	1	ft	03-Jun-13	Chlorophyll c	0.74	ug/l	Q
PT-01	1	ft	03-Jun-13	Pheophytin a	3	ug/l	Q
PU-03	1	ft	03-Jun-13	Chlorophyll a, corrected for pheophytin	2.67	ug/l	Q
PU-03	1	ft	03-Jun-13	Chlorophyll a, uncorrected for pheophytin	3.71	ug/l	Q
PU-03	1	ft	03-Jun-13	Chlorophyll b		ug/l	ND,Q
PU-03	1	ft	03-Jun-13	Chlorophyll c		ug/l	ND,Q
PU-03	1	ft	03-Jun-13	Pheophytin a	1.54	ug/l	Q
PSB-01			08-Jul-13	Ammonia-nitrogen		mg/l	ND
PSB-01			08-Jul-13	Inorganic nitrogen (nitrate and nitrite)	10.4	mg/l	

StationCode	SampleDepth	SampleDepthUnits	CollectionDate	Analyte	Result	ResultUnits	Qualifier
PSB-01			08-Jul-13	Kjeldahl nitrogen	0.473	mg/l	J
PSB-01			08-Jul-13	Phosphorus	0.052	mg/l	
PSB-01			08-Jul-13	Temperature, sample	2	deg C	
PSB-01			08-Jul-13	Total suspended solids	14	mg/l	
PSB-01			08-Jul-13	Volatile suspended solids	8	mg/l	
PT-01			08-Jul-13	Ammonia-nitrogen		mg/l	ND
PT-01			08-Jul-13	Inorganic nitrogen (nitrate and nitrite)	6.88	mg/l	
PT-01			08-Jul-13	Kjeldahl nitrogen	0.582	mg/l	V
PT-01			08-Jul-13	Phosphorus	0.119	mg/l	
PT-01			08-Jul-13	Temperature, sample	2	deg C	
PT-01			08-Jul-13	Total suspended solids	42	mg/l	
PT-01			08-Jul-13	Volatile suspended solids	10	mg/l	
PU-03			08-Jul-13	Ammonia-nitrogen		mg/l	ND
PU-03			08-Jul-13	Inorganic nitrogen (nitrate and nitrite)	5.85	mg/l	
PU-03			08-Jul-13	Kjeldahl nitrogen	0.42	mg/l	J,V
PU-03			08-Jul-13	Phosphorus	0.053	mg/l	
PU-03			08-Jul-13	Temperature, sample	2	deg C	
PU-03			08-Jul-13	Total suspended solids	10	mg/l	
PU-03			08-Jul-13	Volatile suspended solids	5	mg/l	
PU-03			08-Jul-13	Alkalinity, total	285	mg/l	
PU-03			08-Jul-13	Aluminum	4.27	ug/l	J
PU-03			08-Jul-13	Aluminum	323	ug/l	
PU-03			08-Jul-13	Ammonia-nitrogen		mg/l	ND
PU-03			08-Jul-13	Arsenic		ug/l	ND
PU-03			08-Jul-13	Arsenic		ug/l	ND
PU-03			08-Jul-13	Barium	66.5	ug/l	
PU-03			08-Jul-13	Barium	77.4	ug/l	
PU-03			08-Jul-13	Beryllium	0.15	ug/l	J
PU-03			08-Jul-13	Beryllium		ug/l	ND
PU-03			08-Jul-13	Boron	13.1	ug/l	
PU-03			08-Jul-13	Boron	22.3	ug/l	
PU-03			08-Jul-13	Cadmium		ug/l	ND
PU-03			08-Jul-13	Cadmium		ug/l	ND
PU-03			08-Jul-13	Calcium	77600	ug/l	
PU-03			08-Jul-13	Calcium	87200	ug/l	
PU-03			08-Jul-13	Chloride	23.6	mg/l	
PU-03			08-Jul-13	Chromium	1.01	ug/l	J
PU-03			08-Jul-13	Chromium		ug/l	ND
PU-03			08-Jul-13	Cobalt		ug/l	ND
PU-03			08-Jul-13	Cobalt		ug/l	ND
PU-03			08-Jul-13	Copper		ug/l	ND
PU-03			08-Jul-13	Copper	1.63	ug/l	J
PU-03			08-Jul-13	Cyanide		mg/l	ND
PU-03			08-Jul-13	Fluoride	0.17	mg/l	
PU-03			08-Jul-13	Hardness, Ca, Mg	383000	ug/l	C
PU-03			08-Jul-13	Inorganic nitrogen (nitrate and nitrite)	5.74	mg/l	
PU-03			08-Jul-13	Iron	6.61	ug/l	J
PU-03			08-Jul-13	Iron	378	ug/l	
PU-03			08-Jul-13	Kjeldahl nitrogen	0.62	mg/l	
PU-03			08-Jul-13	Lead		ug/l	ND
PU-03			08-Jul-13	Lead		ug/l	ND
PU-03			08-Jul-13	Magnesium	38000	ug/l	
PU-03			08-Jul-13	Magnesium	40200	ug/l	
PU-03			08-Jul-13	Manganese	35.2	ug/l	
PU-03			08-Jul-13	Manganese	56.2	ug/l	
PU-03			08-Jul-13	Nickel		ug/l	ND
PU-03			08-Jul-13	Nickel		ug/l	ND
PU-03			08-Jul-13	Organic carbon	2.74	mg/l	
PU-03			08-Jul-13	Phenols	3.94	ug/l	J
PU-03			08-Jul-13	Phosphorus	0.039	mg/l	
PU-03			08-Jul-13	Phosphorus	0.069	mg/l	
PU-03			08-Jul-13	Potassium	1490	ug/l	
PU-03			08-Jul-13	Potassium	1770	ug/l	
PU-03			08-Jul-13	Selenium		ug/l	ND
PU-03			08-Jul-13	Selenium		ug/l	ND

StationCode	SampleDepth	SampleDepthUnits	CollectionDate	Analyte	Result	ResultUnits	Qualifier
PU-03			08-Jul-13	Silver	0.91	ug/l	J
PU-03			08-Jul-13	Silver	1.23	ug/l	J
PU-03			08-Jul-13	Sodium	7170	ug/l	
PU-03			08-Jul-13	Sodium	7770	ug/l	
PU-03			08-Jul-13	Strontium	77.1	ug/l	
PU-03			08-Jul-13	Strontium	85.2	ug/l	
PU-03			08-Jul-13	Sulfate	12.4	mg/l	
PU-03			08-Jul-13	Temperature, sample	3	deg C	
PU-03			08-Jul-13	Total suspended solids	17	mg/l	
PU-03			08-Jul-13	Vanadium		ug/l	ND
PU-03			08-Jul-13	Vanadium		ug/l	ND
PU-03			08-Jul-13	Volatile suspended solids	10	mg/l	
PSB-01			09-Jul-13	Alkalinity, total	260	mg/l	
PSB-01			09-Jul-13	Aluminum	14.8	ug/l	J
PSB-01			09-Jul-13	Aluminum	448	ug/l	
PSB-01			09-Jul-13	Ammonia-nitrogen		mg/l	ND
PSB-01			09-Jul-13	Arsenic		ug/l	ND
PSB-01			09-Jul-13	Arsenic		ug/l	ND
PSB-01			09-Jul-13	Barium	57.7	ug/l	
PSB-01			09-Jul-13	Barium	67.3	ug/l	
PSB-01			09-Jul-13	Beryllium	0.21	ug/l	J
PSB-01			09-Jul-13	Beryllium		ug/l	ND
PSB-01			09-Jul-13	Boron	11.7	ug/l	
PSB-01			09-Jul-13	Boron	19.7	ug/l	
PSB-01			09-Jul-13	Cadmium		ug/l	ND
PSB-01			09-Jul-13	Cadmium		ug/l	ND
PSB-01			09-Jul-13	Calcium	70300	ug/l	
PSB-01			09-Jul-13	Calcium	76600	ug/l	
PSB-01			09-Jul-13	Chloride	47.8	mg/l	
PSB-01			09-Jul-13	Chromium	0.65	ug/l	J
PSB-01			09-Jul-13	Chromium		ug/l	ND
PSB-01			09-Jul-13	Cobalt		ug/l	ND
PSB-01			09-Jul-13	Cobalt	1.3	ug/l	J
PSB-01			09-Jul-13	Copper		ug/l	ND
PSB-01			09-Jul-13	Copper	2.29	ug/l	J
PSB-01			09-Jul-13	Cyanide		mg/l	ND
PSB-01			09-Jul-13	Fluoride	0.15	mg/l	
PSB-01			09-Jul-13	Hardness, Ca, Mg	359000	ug/l	C
PSB-01			09-Jul-13	Inorganic nitrogen (nitrate and nitrite)	10.2	mg/l	
PSB-01			09-Jul-13	Iron	12	ug/l	J
PSB-01			09-Jul-13	Iron	509	ug/l	
PSB-01			09-Jul-13	Kjeldahl nitrogen	0.54	mg/l	
PSB-01			09-Jul-13	Lead		ug/l	ND
PSB-01			09-Jul-13	Lead		ug/l	ND
PSB-01			09-Jul-13	Magnesium	37300	ug/l	
PSB-01			09-Jul-13	Magnesium	40700	ug/l	
PSB-01			09-Jul-13	Manganese	24.9	ug/l	
PSB-01			09-Jul-13	Manganese	50.4	ug/l	
PSB-01			09-Jul-13	Nickel		ug/l	ND
PSB-01			09-Jul-13	Nickel	0.62	ug/l	J
PSB-01			09-Jul-13	Organic carbon	2.32	mg/l	
PSB-01			09-Jul-13	Phenols	2.51	ug/l	J
PSB-01			09-Jul-13	Phosphorus	0.027	mg/l	
PSB-01			09-Jul-13	Phosphorus	0.06	mg/l	
PSB-01			09-Jul-13	Potassium	1350	ug/l	
PSB-01			09-Jul-13	Potassium	1560	ug/l	
PSB-01			09-Jul-13	Selenium		ug/l	ND
PSB-01			09-Jul-13	Selenium		ug/l	ND
PSB-01			09-Jul-13	Silver		ug/l	ND
PSB-01			09-Jul-13	Silver		ug/l	ND
PSB-01			09-Jul-13	Sodium	17400	ug/l	
PSB-01			09-Jul-13	Sodium	19000	ug/l	
PSB-01			09-Jul-13	Strontium	70.1	ug/l	
PSB-01			09-Jul-13	Strontium	79.6	ug/l	
PSB-01			09-Jul-13	Sulfate	21.3	mg/l	J

StationCode	SampleDepth	SampleDepthUnits	CollectionDate	Analyte	Result	ResultUnits	Qualifier
PSB-01			09-Jul-13	Temperature, sample	3	deg C	
PSB-01			09-Jul-13	Total suspended solids	20	mg/l	
PSB-01			09-Jul-13	Vanadium		ug/l	ND
PSB-01			09-Jul-13	Vanadium		ug/l	ND
PSB-01			09-Jul-13	Volatile suspended solids	10	mg/l	
PSB-01			09-Jul-13	Zinc	1.25	ug/l	J
PSB-01			09-Jul-13	Zinc		ug/l	ND
PT-01			09-Jul-13	Alkalinity, total	260	mg/l	
PT-01			09-Jul-13	Aluminum		ug/l	ND
PT-01			09-Jul-13	Aluminum	473	ug/l	
PT-01			09-Jul-13	Ammonia-nitrogen		mg/l	ND
PT-01			09-Jul-13	Arsenic		ug/l	ND
PT-01			09-Jul-13	Arsenic		ug/l	ND
PT-01			09-Jul-13	Barium	63.8	ug/l	
PT-01			09-Jul-13	Barium	74	ug/l	
PT-01			09-Jul-13	Beryllium	0.13	ug/l	J
PT-01			09-Jul-13	Beryllium		ug/l	ND
PT-01			09-Jul-13	Boron	12.9	ug/l	
PT-01			09-Jul-13	Boron	17.7	ug/l	
PT-01			09-Jul-13	Cadmium		ug/l	ND
PT-01			09-Jul-13	Cadmium		ug/l	ND
PT-01			09-Jul-13	Calcium	77500	ug/l	
PT-01			09-Jul-13	Calcium	81100	ug/l	
PT-01			09-Jul-13	Chloride	25.6	mg/l	
PT-01			09-Jul-13	Chromium	0.95	ug/l	J
PT-01			09-Jul-13	Chromium	1.94	ug/l	J
PT-01			09-Jul-13	Cobalt	0.28	ug/l	J
PT-01			09-Jul-13	Cobalt	1.2	ug/l	J
PT-01			09-Jul-13	Copper		ug/l	ND
PT-01			09-Jul-13	Copper		ug/l	ND
PT-01			09-Jul-13	Cyanide		mg/l	ND
PT-01			09-Jul-13	Fluoride	0.18	mg/l	
PT-01			09-Jul-13	Hardness, Ca, Mg	350000	ug/l	C
PT-01			09-Jul-13	Inorganic nitrogen (nitrate and nitrite)	6.75	mg/l	
PT-01			09-Jul-13	Iron	5.69	ug/l	J
PT-01			09-Jul-13	Iron	588	ug/l	
PT-01			09-Jul-13	Kjeldahl nitrogen	0.44	mg/l	J
PT-01			09-Jul-13	Lead		ug/l	ND
PT-01			09-Jul-13	Lead		ug/l	ND
PT-01			09-Jul-13	Magnesium	35700	ug/l	
PT-01			09-Jul-13	Magnesium	35700	ug/l	
PT-01			09-Jul-13	Manganese	12.2	ug/l	
PT-01			09-Jul-13	Manganese	53.8	ug/l	
PT-01			09-Jul-13	Nickel		ug/l	ND
PT-01			09-Jul-13	Nickel		ug/l	ND
PT-01			09-Jul-13	Organic carbon	2.15	mg/l	
PT-01			09-Jul-13	Phenols		ug/l	ND
PT-01			09-Jul-13	Phosphorus	0.042	mg/l	
PT-01			09-Jul-13	Phosphorus	0.076	mg/l	
PT-01			09-Jul-13	Potassium	799	ug/l	
PT-01			09-Jul-13	Potassium	995	ug/l	
PT-01			09-Jul-13	Selenium		ug/l	ND
PT-01			09-Jul-13	Selenium		ug/l	ND
PT-01			09-Jul-13	Silver	0.97	ug/l	J
PT-01			09-Jul-13	Silver	1.54	ug/l	J
PT-01			09-Jul-13	Sodium	7820	ug/l	
PT-01			09-Jul-13	Sodium	8040	ug/l	
PT-01			09-Jul-13	Strontium	76	ug/l	
PT-01			09-Jul-13	Strontium	79.7	ug/l	
PT-01			09-Jul-13	Sulfate	17.1	mg/l	
PT-01			09-Jul-13	Temperature, sample	3	deg C	
PT-01			09-Jul-13	Total suspended solids	30	mg/l	
PT-01			09-Jul-13	Vanadium		ug/l	ND
PT-01			09-Jul-13	Vanadium		ug/l	ND
PT-01			09-Jul-13	Volatile suspended solids	13	mg/l	

StationCode	SampleDepth	SampleDepthUnits	CollectionDate	Analyte	Result	ResultUnits	Qualifier
PT-01			09-Jul-13	Zinc		ug/l	ND
PT-01			09-Jul-13	Zinc		ug/l	ND
PT-01	1	ft	09-Jul-13	Chlorophyll a, corrected for pheophytin	3.05	ug/l	Q
PT-01	1	ft	09-Jul-13	Chlorophyll a, uncorrected for pheophytin	3.1	ug/l	Q
PT-01	1	ft	09-Jul-13	Chlorophyll b		ug/l	ND,Q
PT-01	1	ft	09-Jul-13	Chlorophyll c		ug/l	ND,Q
PT-01	1	ft	09-Jul-13	Pheophytin a		ug/l	ND,Q
PSB-01	1	ft	09-Jul-13	Chlorophyll a, corrected for pheophytin	3.92	ug/l	Q
PSB-01	1	ft	09-Jul-13	Chlorophyll a, uncorrected for pheophytin	4.59	ug/l	Q
PSB-01	1	ft	09-Jul-13	Chlorophyll b		ug/l	ND,Q
PSB-01	1	ft	09-Jul-13	Chlorophyll c		ug/l	ND,Q
PSB-01	1	ft	09-Jul-13	Pheophytin a	0.82	ug/l	Q
PU-03	1	ft	08-Jul-13	Chlorophyll a, corrected for pheophytin	4.52	ug/l	Q
PU-03	1	ft	08-Jul-13	Chlorophyll a, uncorrected for pheophytin	5.8	ug/l	Q
PU-03	1	ft	08-Jul-13	Chlorophyll b		ug/l	ND,Q
PU-03	1	ft	08-Jul-13	Chlorophyll c		ug/l	ND,Q
PU-03	1	ft	08-Jul-13	Pheophytin a	1.81	ug/l	Q
PSB-01			05-Sep-13	Ammonia-nitrogen	0.06	mg/l	J
PSB-01			05-Sep-13	Inorganic nitrogen (nitrate and nitrite)	6.87	mg/l	
PSB-01			05-Sep-13	Kjeldahl nitrogen	0.295	mg/l	J
PSB-01			05-Sep-13	Phosphorus	0.073	mg/l	
PSB-01			05-Sep-13	Temperature, sample	1	deg C	
PSB-01			05-Sep-13	Total suspended solids	16	mg/l	
PSB-01			05-Sep-13	Volatile suspended solids	7	mg/l	
PT-01			05-Sep-13	Ammonia-nitrogen	0.02	mg/l	J
PT-01			05-Sep-13	Inorganic nitrogen (nitrate and nitrite)	3.92	mg/l	
PT-01			05-Sep-13	Kjeldahl nitrogen		mg/l	ND
PT-01			05-Sep-13	Phosphorus	0.061	mg/l	
PT-01			05-Sep-13	Temperature, sample	1	deg C	
PT-01			05-Sep-13	Total suspended solids	6	mg/l	
PT-01			05-Sep-13	Volatile suspended solids	4	mg/l	
PU-03			05-Sep-13	Ammonia-nitrogen	0.07	mg/l	J
PU-03			05-Sep-13	Inorganic nitrogen (nitrate and nitrite)	2.78	mg/l	
PU-03			05-Sep-13	Kjeldahl nitrogen	0.283	mg/l	J
PU-03			05-Sep-13	Phosphorus	0.047	mg/l	
PU-03			05-Sep-13	Temperature, sample	1	deg C	
PU-03			05-Sep-13	Total suspended solids	7	mg/l	
PU-03			05-Sep-13	Volatile suspended solids	4	mg/l	
PT-01			07-Oct-13	Alkalinity, total	275	mg/l	
PT-01			07-Oct-13	Aluminum		ug/l	ND
PT-01			07-Oct-13	Aluminum	50.9	ug/l	
PT-01			07-Oct-13	Ammonia-nitrogen		mg/l	ND
PT-01			07-Oct-13	Arsenic		ug/l	ND
PT-01			07-Oct-13	Arsenic		ug/l	ND
PT-01			07-Oct-13	Barium	54.8	ug/l	
PT-01			07-Oct-13	Barium	56.3	ug/l	
PT-01			07-Oct-13	Beryllium		ug/l	ND
PT-01			07-Oct-13	Beryllium		ug/l	ND
PT-01			07-Oct-13	Boron	11.3	ug/l	
PT-01			07-Oct-13	Boron	13.9	ug/l	
PT-01			07-Oct-13	Cadmium		ug/l	ND
PT-01			07-Oct-13	Cadmium		ug/l	ND
PT-01			07-Oct-13	Calcium	91200	ug/l	
PT-01			07-Oct-13	Calcium	91600	ug/l	
PT-01			07-Oct-13	Chloride	25	mg/l	
PT-01			07-Oct-13	Chromium	2.07	ug/l	J
PT-01			07-Oct-13	Chromium	3.87	ug/l	J
PT-01			07-Oct-13	Cobalt	0.48	ug/l	J
PT-01			07-Oct-13	Cobalt	1.11	ug/l	J
PT-01			07-Oct-13	Copper	0.29	ug/l	J
PT-01			07-Oct-13	Copper		ug/l	ND
PT-01			07-Oct-13	Cyanide		mg/l	ND
PT-01			07-Oct-13	Fluoride	0.18	mg/l	
PT-01			07-Oct-13	Hardness, Ca, Mg	401000	ug/l	C
PT-01			07-Oct-13	Inorganic nitrogen (nitrate and nitrite)	3.15	mg/l	

StationCode	SampleDepth	SampleDepthUnits	CollectionDate	Analyte	Result	ResultUnits	Qualifier
PT-01			07-Oct-13	Iron	40.7	ug/l	J
PT-01			07-Oct-13	Iron	74.8	ug/l	
PT-01			07-Oct-13	Kjeldahl nitrogen	0.36	mg/l	J
PT-01			07-Oct-13	Lead		ug/l	ND
PT-01			07-Oct-13	Lead		ug/l	ND
PT-01			07-Oct-13	Magnesium	42000	ug/l	
PT-01			07-Oct-13	Magnesium	41900	ug/l	
PT-01			07-Oct-13	Manganese	12.2	ug/l	
PT-01			07-Oct-13	Manganese	15.2	ug/l	
PT-01			07-Oct-13	Nickel		ug/l	ND
PT-01			07-Oct-13	Nickel		ug/l	ND
PT-01			07-Oct-13	Organic carbon	2.89	mg/l	
PT-01			07-Oct-13	Phenols	4.95	ug/l	J
PT-01			07-Oct-13	Phosphorus	0.063	mg/l	Q
PT-01			07-Oct-13	Phosphorus	0.07	mg/l	Q
PT-01			07-Oct-13	Potassium	1250	ug/l	J
PT-01			07-Oct-13	Potassium	1270	ug/l	J
PT-01			07-Oct-13	Selenium		ug/l	ND
PT-01			07-Oct-13	Selenium		ug/l	ND
PT-01			07-Oct-13	Silver	2.02	ug/l	J
PT-01			07-Oct-13	Silver	1.35	ug/l	J
PT-01			07-Oct-13	Sodium	7880	ug/l	
PT-01			07-Oct-13	Sodium	7730	ug/l	
PT-01			07-Oct-13	Strontium	79	ug/l	
PT-01			07-Oct-13	Strontium	79	ug/l	
PT-01			07-Oct-13	Sulfate	279	mg/l	J3,Q
PT-01			07-Oct-13	Temperature, sample	4	deg C	
PT-01			07-Oct-13	Total suspended solids	7	mg/l	
PT-01			07-Oct-13	Vanadium		ug/l	ND
PT-01			07-Oct-13	Vanadium		ug/l	ND
PT-01			07-Oct-13	Volatile suspended solids	4	mg/l	
PSB-01			08-Oct-13	Alkalinity, total	270	mg/l	
PSB-01			08-Oct-13	Aluminum		ug/l	ND
PSB-01			08-Oct-13	Aluminum	174	ug/l	
PSB-01			08-Oct-13	Ammonia-nitrogen		mg/l	ND
PSB-01			08-Oct-13	Arsenic		ug/l	ND
PSB-01			08-Oct-13	Arsenic		ug/l	ND
PSB-01			08-Oct-13	Barium	52.9	ug/l	
PSB-01			08-Oct-13	Barium	56.1	ug/l	
PSB-01			08-Oct-13	Beryllium		ug/l	ND
PSB-01			08-Oct-13	Beryllium		ug/l	ND
PSB-01			08-Oct-13	Boron	12.4	ug/l	
PSB-01			08-Oct-13	Boron	15.1	ug/l	
PSB-01			08-Oct-13	Cadmium		ug/l	ND
PSB-01			08-Oct-13	Cadmium		ug/l	ND
PSB-01			08-Oct-13	Calcium	76900	ug/l	
PSB-01			08-Oct-13	Calcium	77300	ug/l	
PSB-01			08-Oct-13	Chloride	49.4	mg/l	
PSB-01			08-Oct-13	Chromium	2.17	ug/l	J
PSB-01			08-Oct-13	Chromium	4.05	ug/l	J
PSB-01			08-Oct-13	Cobalt	0.72	ug/l	J
PSB-01			08-Oct-13	Cobalt	1.28	ug/l	J
PSB-01			08-Oct-13	Copper	0.81	ug/l	J
PSB-01			08-Oct-13	Copper		ug/l	ND
PSB-01			08-Oct-13	Cyanide		mg/l	ND
PSB-01			08-Oct-13	Fluoride	0.15	mg/l	
PSB-01			08-Oct-13	Hardness, Ca, Mg	365000	ug/l	C
PSB-01			08-Oct-13	Inorganic nitrogen (nitrate and nitrite)	5.91	mg/l	
PSB-01			08-Oct-13	Iron	12.7	ug/l	J
PSB-01			08-Oct-13	Iron	257	ug/l	
PSB-01			08-Oct-13	Kjeldahl nitrogen	0.3	mg/l	J
PSB-01			08-Oct-13	Lead		ug/l	ND
PSB-01			08-Oct-13	Lead		ug/l	ND
PSB-01			08-Oct-13	Magnesium	41800	ug/l	
PSB-01			08-Oct-13	Magnesium	41800	ug/l	

StationCode	SampleDepth	SampleDepthUnits	CollectionDate	Analyte	Result	ResultUnits	Qualifier
PSB-01			08-Oct-13	Manganese	27.6	ug/l	
PSB-01			08-Oct-13	Manganese	36.9	ug/l	
PSB-01			08-Oct-13	Nickel		ug/l	ND
PSB-01			08-Oct-13	Nickel		ug/l	ND
PSB-01			08-Oct-13	Organic carbon	2.38	mg/l	
PSB-01			08-Oct-13	Phenols	4.62	ug/l	J
PSB-01			08-Oct-13	Phosphorus	0.044	mg/l	
PSB-01			08-Oct-13	Phosphorus	0.053	mg/l	
PSB-01			08-Oct-13	Potassium	1340	ug/l	J
PSB-01			08-Oct-13	Potassium	1340	ug/l	J
PSB-01			08-Oct-13	Selenium		ug/l	ND
PSB-01			08-Oct-13	Selenium		ug/l	ND
PSB-01			08-Oct-13	Silver	2.24	ug/l	J
PSB-01			08-Oct-13	Silver	1.66	ug/l	J
PSB-01			08-Oct-13	Sodium	18700	ug/l	
PSB-01			08-Oct-13	Sodium	18200	ug/l	
PSB-01			08-Oct-13	Strontium	67.7	ug/l	
PSB-01			08-Oct-13	Strontium	68	ug/l	
PSB-01			08-Oct-13	Sulfate	46.2	mg/l	J
PSB-01			08-Oct-13	Temperature, sample	4	deg C	
PSB-01			08-Oct-13	Total suspended solids	10	mg/l	
PSB-01			08-Oct-13	Vanadium		ug/l	ND
PSB-01			08-Oct-13	Vanadium		ug/l	ND
PSB-01			08-Oct-13	Volatile suspended solids	4	mg/l	
PSB-01			08-Oct-13	Zinc		ug/l	ND
PSB-01			08-Oct-13	Zinc	20.4	ug/l	
PU-03			07-Oct-13	Alkalinity, total	305	mg/l	
PU-03			07-Oct-13	Aluminum		ug/l	ND
PU-03			07-Oct-13	Aluminum	65.1	ug/l	
PU-03			07-Oct-13	Ammonia-nitrogen		mg/l	ND
PU-03			07-Oct-13	Arsenic	1.66	ug/l	J
PU-03			07-Oct-13	Arsenic		ug/l	ND
PU-03			07-Oct-13	Barium	55.3	ug/l	
PU-03			07-Oct-13	Barium	58.4	ug/l	
PU-03			07-Oct-13	Beryllium		ug/l	ND
PU-03			07-Oct-13	Beryllium		ug/l	ND
PU-03			07-Oct-13	Boron	12.3	ug/l	
PU-03			07-Oct-13	Boron	13.3	ug/l	
PU-03			07-Oct-13	Cadmium		ug/l	ND
PU-03			07-Oct-13	Cadmium		ug/l	ND
PU-03			07-Oct-13	Calcium	92400	ug/l	
PU-03			07-Oct-13	Calcium	92900	ug/l	
PU-03			07-Oct-13	Chloride	25.3	mg/l	
PU-03			07-Oct-13	Chromium	1.93	ug/l	J
PU-03			07-Oct-13	Chromium	3.93	ug/l	J
PU-03			07-Oct-13	Cobalt	1.1	ug/l	J
PU-03			07-Oct-13	Cobalt	1.2	ug/l	J
PU-03			07-Oct-13	Copper	0.76	ug/l	J
PU-03			07-Oct-13	Copper		ug/l	ND
PU-03			07-Oct-13	Cyanide		mg/l	ND
PU-03			07-Oct-13	Fluoride	0.14	mg/l	
PU-03			07-Oct-13	Hardness, Ca, Mg	418000	ug/l	C
PU-03			07-Oct-13	Inorganic nitrogen (nitrate and nitrite)	2.15	mg/l	
PU-03			07-Oct-13	Iron	13.7	ug/l	J
PU-03			07-Oct-13	Iron	103	ug/l	
PU-03			07-Oct-13	Kjeldahl nitrogen	0.27	mg/l	J
PU-03			07-Oct-13	Lead		ug/l	ND
PU-03			07-Oct-13	Lead		ug/l	ND
PU-03			07-Oct-13	Magnesium	44400	ug/l	
PU-03			07-Oct-13	Magnesium	45200	ug/l	
PU-03			07-Oct-13	Manganese	31.5	ug/l	
PU-03			07-Oct-13	Manganese	35.5	ug/l	
PU-03			07-Oct-13	Nickel		ug/l	ND
PU-03			07-Oct-13	Nickel		ug/l	ND
PU-03			07-Oct-13	Organic carbon	2.37	mg/l	

StationCode	SampleDepth	SampleDepthUnits	CollectionDate	Analyte	Result	ResultUnits	Qualifier
PU-03			07-Oct-13	Phenols	5.01	ug/l	J
PU-03			07-Oct-13	Phosphorus	0.058	mg/l	Q
PU-03			07-Oct-13	Phosphorus	0.068	mg/l	Q
PU-03			07-Oct-13	Potassium	1760	ug/l	
PU-03			07-Oct-13	Potassium	1770	ug/l	
PU-03			07-Oct-13	Selenium		ug/l	ND
PU-03			07-Oct-13	Selenium		ug/l	ND
PU-03			07-Oct-13	Silver	1.77	ug/l	J
PU-03			07-Oct-13	Silver	1.23	ug/l	J
PU-03			07-Oct-13	Sodium	7750	ug/l	
PU-03			07-Oct-13	Sodium	7590	ug/l	
PU-03			07-Oct-13	Strontium	75	ug/l	
PU-03			07-Oct-13	Strontium	76.8	ug/l	
PU-03			07-Oct-13	Sulfate	76.8	mg/l	J,Q
PU-03			07-Oct-13	Temperature, sample	4	deg C	
PU-03			07-Oct-13	Total suspended solids	4	mg/l	
PU-03			07-Oct-13	Vanadium		ug/l	ND
PU-03			07-Oct-13	Vanadium		ug/l	ND
PU-03			07-Oct-13	Volatile suspended solids		mg/l	ND
PU-03			07-Oct-13	Zinc		ug/l	ND
PU-03			07-Oct-13	Zinc		ug/l	ND
PSB-01	1	ft	08-Oct-13	Chlorophyll a, corrected for pheophytin	2.67	ug/l	Q
PSB-01	1	ft	08-Oct-13	Chlorophyll a, uncorrected for pheophytin	3.56	ug/l	Q
PSB-01	1	ft	08-Oct-13	Chlorophyll b		ug/l	ND,Q
PSB-01	1	ft	08-Oct-13	Chlorophyll c		ug/l	ND,Q
PSB-01	1	ft	08-Oct-13	Pheophytin a	1.28	ug/l	Q
PU-03	1	ft	07-Oct-13	Chlorophyll a, corrected for pheophytin	1.97	ug/l	Q
PU-03	1	ft	07-Oct-13	Chlorophyll a, uncorrected for pheophytin	2.78	ug/l	Q
PU-03	1	ft	07-Oct-13	Chlorophyll b		ug/l	ND,Q
PU-03	1	ft	07-Oct-13	Chlorophyll c		ug/l	ND,Q
PU-03	1	ft	07-Oct-13	Pheophytin a	1.18	ug/l	Q
PT-01	1	ft	07-Oct-13	Chlorophyll a, corrected for pheophytin	108	ug/l	Q
PT-01	1	ft	07-Oct-13	Chlorophyll a, uncorrected for pheophytin	116	ug/l	Q
PT-01	1	ft	07-Oct-13	Chlorophyll b		ug/l	ND,Q
PT-01	1	ft	07-Oct-13	Chlorophyll c	10.4	ug/l	Q
PT-01	1	ft	07-Oct-13	Pheophytin a	5.52	ug/l	Q
PU-03			08-Jul-13	Zinc	25.8	ug/l	
PU-03			08-Jul-13	Zinc		ug/l	ND
PT-01			07-Oct-13	Zinc	3.54	ug/l	J
PT-01			07-Oct-13	Zinc		ug/l	ND
PSB-01			04-Jun-13	Dissolved oxygen (DO)	8.36	mg/l	
PSB-01			04-Jun-13	Dissolved oxygen saturation	82.5	%	
PSB-01			04-Jun-13	pH	7.69	none	
PSB-01			04-Jun-13	Specific conductance	708	umho/cm	
PSB-01			04-Jun-13	Temperature, water	13.74	deg C	
PSB-01			04-Jun-13	Turbidity	17	NTU	
PSB-01			09-Jul-13	Dissolved oxygen (DO)	7.59	mg/l	
PSB-01			09-Jul-13	Dissolved oxygen saturation	84.8	%	
PSB-01			09-Jul-13	pH	7.86	none	
PSB-01			09-Jul-13	Specific conductance	720	umho/cm	
PSB-01			09-Jul-13	Temperature, water	19.6	deg C	
PSB-01			09-Jul-13	Turbidity	14	NTU	
PSB-01			08-Oct-13	Dissolved oxygen (DO)	8.8	mg/l	
PSB-01			08-Oct-13	Dissolved oxygen saturation	81.8	%	
PSB-01			08-Oct-13	pH	7.51	none	
PSB-01			08-Oct-13	Specific conductance	736	umho/cm	
PSB-01			08-Oct-13	Temperature, water	11.4	deg C	
PSB-01			08-Oct-13	Turbidity	6.3	NTU	
PT-01			03-Jun-13	Dissolved oxygen (DO)	9.59	mg/l	
PT-01			03-Jun-13	Dissolved oxygen saturation	99.3	%	
PT-01			03-Jun-13	pH	7.72	none	
PT-01			03-Jun-13	Specific conductance	677	umho/cm	
PT-01			03-Jun-13	Temperature, water	16.07	deg C	
PT-01			03-Jun-13	Turbidity	3.8	NTU	
PT-01			09-Jul-13	Dissolved oxygen (DO)	7.13	mg/l	

StationCode	SampleDepth	SampleDepthUnits	CollectionDate	Analyte	Result	ResultUnits	Qualifier
PT-01			09-Jul-13	Dissolved oxygen saturation	75.8	%	
PT-01			09-Jul-13	pH	8.07	none	
PT-01			09-Jul-13	Specific conductance	690	umho/cm	
PT-01			09-Jul-13	Temperature, water	18.21	deg C	
PT-01			09-Jul-13	Turbidity	9.3	NTU	
PT-01			07-Oct-13	Dissolved oxygen (DO)	10.71	mg/l	
PT-01			07-Oct-13	Dissolved oxygen saturation	101.8	%	
PT-01			07-Oct-13	pH	8.06	none	
PT-01			07-Oct-13	Specific conductance	734	umho/cm	
PT-01			07-Oct-13	Temperature, water	12.16	deg C	
PT-01			07-Oct-13	Turbidity	2.8	NTU	
PU-03			03-Jun-13	Dissolved oxygen (DO)	9.76	mg/l	
PU-03			03-Jun-13	Dissolved oxygen saturation	107.5	%	
PU-03			03-Jun-13	pH	7.91	none	
PU-03			03-Jun-13	Specific conductance	704	umho/cm	
PU-03			03-Jun-13	Temperature, water	19	deg C	
PU-03			03-Jun-13	Turbidity	7.3	NTU	
PU-03			08-Jul-13	Dissolved oxygen (DO)	9.46	mg/l	
PU-03			08-Jul-13	Dissolved oxygen saturation	109.5	%	
PU-03			08-Jul-13	pH	8.15	none	
PU-03			08-Jul-13	Specific conductance	694	umho/cm	
PU-03			08-Jul-13	Temperature, water	21.63	deg C	
PU-03			08-Jul-13	Turbidity	13	NTU	
PU-03			07-Oct-13	Dissolved oxygen (DO)	11.93	mg/l	
PU-03			07-Oct-13	Dissolved oxygen saturation	119.2	%	
PU-03			07-Oct-13	pH	7.95	none	
PU-03			07-Oct-13	Specific conductance	743	umho/cm	
PU-03			07-Oct-13	Temperature, water	14.44	deg C	
PU-03			07-Oct-13	Turbidity	2.8	NTU	
PU-02			20-Jul-12	Alkalinity, total	280	mg/l	
PU-02			20-Jul-12	Aluminum	47.2	ug/l	J
PU-02			20-Jul-12	Aluminum	325	ug/l	
PU-02			20-Jul-12	Ammonia-nitrogen		mg/l	ND
PU-02			20-Jul-12	Arsenic	2.24	ug/l	
PU-02			20-Jul-12	Arsenic	2.3	ug/l	
PU-02			20-Jul-12	Barium	64.1	ug/l	
PU-02			20-Jul-12	Barium	69	ug/l	
PU-02			20-Jul-12	Beryllium		ug/l	ND
PU-02			20-Jul-12	Beryllium		ug/l	ND
PU-02			20-Jul-12	Boron	19.6	ug/l	V
PU-02			20-Jul-12	Boron	21.6	ug/l	V
PU-02			20-Jul-12	Cadmium		ug/l	ND
PU-02			20-Jul-12	Cadmium		ug/l	ND
PU-02			20-Jul-12	Calcium	75500	ug/l	
PU-02			20-Jul-12	Calcium	77100	ug/l	
PU-02			20-Jul-12	Chloride	27.2	mg/l	
PU-02			20-Jul-12	Chromium	0.27	ug/l	J
PU-02			20-Jul-12	Chromium		ug/l	ND
PU-02			20-Jul-12	Cobalt	0.72	ug/l	J
PU-02			20-Jul-12	Cobalt		ug/l	ND
PU-02			20-Jul-12	Copper		ug/l	ND
PU-02			20-Jul-12	Copper		ug/l	ND
PU-02			20-Jul-12	Cyanide		mg/l	ND
PU-02			20-Jul-12	Fluoride	0.13	mg/l	
PU-02			20-Jul-12	Hardness, Ca, Mg	375000	ug/l	C
PU-02			20-Jul-12	Inorganic nitrogen (nitrate and nitrite)	0.861	mg/l	
PU-02			20-Jul-12	Iron	53.8	ug/l	
PU-02			20-Jul-12	Iron	453	ug/l	
PU-02			20-Jul-12	Kjeldahl nitrogen	0.506	mg/l	
PU-02			20-Jul-12	Lead	2.28	ug/l	J
PU-02			20-Jul-12	Lead	2.48	ug/l	J
PU-02			20-Jul-12	Magnesium	43500	ug/l	
PU-02			20-Jul-12	Magnesium	44300	ug/l	
PU-02			20-Jul-12	Manganese	64.3	ug/l	
PU-02			20-Jul-12	Manganese	102	ug/l	

StationCode	SampleDepth	SampleDepthUnits	CollectionDate	Analyte	Result	ResultUnits	Qualifier
PU-02			20-Jul-12	Nickel	0.47	ug/l	J
PU-02			20-Jul-12	Nickel	1.04	ug/l	J
PU-02			20-Jul-12	Organic carbon	3.72	mg/l	
PU-02			20-Jul-12	Phenols	2.15	ug/l	J
PU-02			20-Jul-12	Phosphorus	0.129	mg/l	
PU-02			20-Jul-12	Phosphorus	0.175	mg/l	
PU-02			20-Jul-12	Potassium	1840	ug/l	
PU-02			20-Jul-12	Potassium	1940	ug/l	
PU-02			20-Jul-12	Silver		ug/l	ND
PU-02			20-Jul-12	Silver		ug/l	ND
PU-02			20-Jul-12	Sodium	7310	ug/l	
PU-02			20-Jul-12	Sodium	7480	ug/l	
PU-02			20-Jul-12	Strontium	74.9	ug/l	
PU-02			20-Jul-12	Strontium	76.9	ug/l	
PU-02			20-Jul-12	Sulfate	19.7	mg/l	
PU-02			20-Jul-12	Temperature, sample	4	deg C	
PU-02			20-Jul-12	Total suspended solids	7	mg/l	
PU-02			20-Jul-12	Vanadium		ug/l	B1,ND
PU-02			20-Jul-12	Vanadium		ug/l	B1,ND
PU-02			20-Jul-12	Volatile suspended solids		mg/l	ND
PU-02			20-Jul-12	Zinc		ug/l	ND
PU-02			20-Jul-12	Zinc	0.57	ug/l	J
PU-02	1	ft	20-Jul-12	Chlorophyll a, corrected for pheophytin	32.9	ug/l	
PU-02	1	ft	20-Jul-12	Chlorophyll a, uncorrected for pheophytin	35.3	ug/l	
PU-02	1	ft	20-Jul-12	Chlorophyll b	7.76	ug/l	
PU-02	1	ft	20-Jul-12	Chlorophyll c	1.46	ug/l	
PU-02	1	ft	20-Jul-12	Pheophytin a	2.89	ug/l	
RPC-1	1	ft	02-May-11	Alkalinity, total	185	mg/l	
RPC-1	1	ft	02-May-11	Ammonia-nitrogen		mg/l	ND
RPC-1	1	ft	02-May-11	Chloride	62.4	mg/l	
RPC-1	1	ft	02-May-11	Inorganic nitrogen (nitrate and nitrite)	2.3	mg/l	
RPC-1	1	ft	02-May-11	Kjeldahl nitrogen	0.455	mg/l	J
RPC-1	1	ft	02-May-11	Phosphorus	0.006	mg/l	
RPC-1	1	ft	02-May-11	Phosphorus	0.044	mg/l	
RPC-1			02-May-11	Temperature, sample	0	deg C	
RPC-1	1	ft	02-May-11	Total suspended solids	7	mg/l	
RPC-1	1	ft	02-May-11	Volatile suspended solids	7	mg/l	
RPC-1	23	ft	02-May-11	Ammonia-nitrogen		mg/l	ND
RPC-1	23	ft	02-May-11	Inorganic nitrogen (nitrate and nitrite)	2.22	mg/l	
RPC-1	23	ft	02-May-11	Kjeldahl nitrogen	0.429	mg/l	J
RPC-1	23	ft	02-May-11	Phosphorus	0.006	mg/l	
RPC-1	23	ft	02-May-11	Phosphorus	0.041	mg/l	
RPC-1			02-May-11	Temperature, sample	0	deg C	
RPC-2	1	ft	02-May-11	Alkalinity, total	185	mg/l	
RPC-2	1	ft	02-May-11	Ammonia-nitrogen		mg/l	ND
RPC-2	1	ft	02-May-11	Chloride	62.3	mg/l	
RPC-2	1	ft	02-May-11	Inorganic nitrogen (nitrate and nitrite)	2.2	mg/l	
RPC-2	1	ft	02-May-11	Kjeldahl nitrogen	1.3	mg/l	
RPC-2	1	ft	02-May-11	Phosphorus	0.006	mg/l	
RPC-2	1	ft	02-May-11	Phosphorus	0.047	mg/l	
RPC-2			02-May-11	Temperature, sample	0	deg C	
RPC-2	1	ft	02-May-11	Total suspended solids	11	mg/l	
RPC-2	1	ft	02-May-11	Volatile suspended solids	7	mg/l	
RPC-3	1	ft	02-May-11	Alkalinity, total	190	mg/l	
RPC-3	1	ft	02-May-11	Ammonia-nitrogen		mg/l	ND
RPC-3	1	ft	02-May-11	Chloride	59.1	mg/l	
RPC-3	1	ft	02-May-11	Inorganic nitrogen (nitrate and nitrite)	2.59	mg/l	
RPC-3	1	ft	02-May-11	Kjeldahl nitrogen	0.513	mg/l	
RPC-3	1	ft	02-May-11	Phosphorus	0.008	mg/l	J3
RPC-3	1	ft	02-May-11	Phosphorus	0.055	mg/l	
RPC-3			02-May-11	Temperature, sample	0	deg C	
RPC-3	1	ft	02-May-11	Total suspended solids	17	mg/l	
RPC-3	1	ft	02-May-11	Volatile suspended solids	9	mg/l	
RPC-1	5	ft	02-May-11	Chlorophyll a, corrected for pheophytin	21.4	ug/l	
RPC-1	5	ft	02-May-11	Chlorophyll a, uncorrected for pheophytin	24.2	ug/l	

StationCode	SampleDepth	SampleDepthUnits	CollectionDate	Analyte	Result	ResultUnits	Qualifier
RPC-1	5	ft	02-May-11	Chlorophyll b		ug/l	ND
RPC-1	5	ft	02-May-11	Chlorophyll c	3.18	ug/l	
RPC-1	5	ft	02-May-11	Pheophytin a	3.31	ug/l	
RPC-2	4	ft	03-May-11	Chlorophyll a, corrected for pheophytin	17.6	ug/l	
RPC-2	4	ft	03-May-11	Chlorophyll a, uncorrected for pheophytin	20.3	ug/l	
RPC-2	4	ft	03-May-11	Chlorophyll b		ug/l	ND
RPC-2	4	ft	03-May-11	Chlorophyll c	3.04	ug/l	
RPC-2	4	ft	03-May-11	Pheophytin a	3.31	ug/l	
RPC-3	4	ft	02-May-11	Chlorophyll a, corrected for pheophytin	6.41	ug/l	
RPC-3	4	ft	02-May-11	Chlorophyll a, uncorrected for pheophytin	6.41	ug/l	
RPC-3	4	ft	02-May-11	Chlorophyll b		ug/l	ND
RPC-3	4	ft	02-May-11	Chlorophyll c	1.43	ug/l	
RPC-3	4	ft	02-May-11	Pheophytin a		ug/l	ND
RPC-3	1	ft	06-Jun-11	Alkalinity, total	180	mg/l	
RPC-3	1	ft	06-Jun-11	Ammonia-nitrogen		mg/l	ND
RPC-3	1	ft	06-Jun-11	Chloride	55.1	mg/l	
RPC-3	1	ft	06-Jun-11	Inorganic nitrogen (nitrate and nitrite)	2.01	mg/l	
RPC-3	1	ft	06-Jun-11	Kjeldahl nitrogen	0.689	mg/l	
RPC-3	1	ft	06-Jun-11	Phosphorus	0.009	mg/l	
RPC-3	1	ft	06-Jun-11	Phosphorus	0.036	mg/l	
RPC-3			06-Jun-11	Temperature, sample	2	deg C	
RPC-3	1	ft	06-Jun-11	Total suspended solids	5	mg/l	
RPC-3	1	ft	06-Jun-11	Volatile suspended solids	5	mg/l	
RPC-3	7	ft	06-Jun-11	Chlorophyll a, corrected for pheophytin	5.34	ug/l	
RPC-3	7	ft	06-Jun-11	Chlorophyll a, uncorrected for pheophytin	12.6	ug/l	
RPC-3	7	ft	06-Jun-11	Chlorophyll b	1.3	ug/l	
RPC-3	7	ft	06-Jun-11	Chlorophyll c		ug/l	ND
RPC-3	7	ft	06-Jun-11	Pheophytin a	11.7	ug/l	
RPC-1	1	ft	06-Jun-11	Alkalinity, total	180	mg/l	
RPC-1	1	ft	06-Jun-11	Ammonia-nitrogen		mg/l	ND
RPC-1	1	ft	06-Jun-11	Chloride	55	mg/l	
RPC-1	1	ft	06-Jun-11	Inorganic nitrogen (nitrate and nitrite)	1.97	mg/l	
RPC-1	1	ft	06-Jun-11	Kjeldahl nitrogen	0.582	mg/l	
RPC-1	1	ft	06-Jun-11	Phosphorus	0.009	mg/l	
RPC-1	1	ft	06-Jun-11	Phosphorus	0.035	mg/l	
RPC-1			06-Jun-11	Temperature, sample	2	deg C	
RPC-1	1	ft	06-Jun-11	Total suspended solids	4	mg/l	
RPC-1	1	ft	06-Jun-11	Volatile suspended solids	4	mg/l	
RPC-1	9	ft	06-Jun-11	Chlorophyll a, corrected for pheophytin	10.1	ug/l	
RPC-1	9	ft	06-Jun-11	Chlorophyll a, uncorrected for pheophytin	11.1	ug/l	
RPC-1	9	ft	06-Jun-11	Chlorophyll b		ug/l	ND
RPC-1	9	ft	06-Jun-11	Chlorophyll c	1.97	ug/l	
RPC-1	9	ft	06-Jun-11	Pheophytin a	1.07	ug/l	
RPC-2	10	ft	06-Jun-11	Chlorophyll a, corrected for pheophytin	9.61	ug/l	
RPC-2	10	ft	06-Jun-11	Chlorophyll a, uncorrected for pheophytin	10.9	ug/l	
RPC-2	10	ft	06-Jun-11	Chlorophyll b		ug/l	ND
RPC-2	10	ft	06-Jun-11	Chlorophyll c	2.15	ug/l	
RPC-2	10	ft	06-Jun-11	Pheophytin a	1.6	ug/l	
RPC-1	23	ft	06-Jun-11	Alkalinity, total	200	mg/l	
RPC-1	23	ft	06-Jun-11	Ammonia-nitrogen	0.26	mg/l	
RPC-1	23	ft	06-Jun-11	Chloride	58.3	mg/l	
RPC-1	23	ft	06-Jun-11	Inorganic nitrogen (nitrate and nitrite)	1.57	mg/l	
RPC-1	23	ft	06-Jun-11	Kjeldahl nitrogen	0.939	mg/l	Q
RPC-1	23	ft	06-Jun-11	Phosphorus	0.011	mg/l	
RPC-1	23	ft	06-Jun-11	Phosphorus	0.049	mg/l	
RPC-1			06-Jun-11	Temperature, sample	5	deg C	
RPC-1	23	ft	06-Jun-11	Total suspended solids	7	mg/l	
RPC-1	23	ft	06-Jun-11	Volatile suspended solids	5	mg/l	
RPC-2	1	ft	06-Jun-11	Alkalinity, total	180	mg/l	
RPC-2	1	ft	06-Jun-11	Ammonia-nitrogen		mg/l	ND
RPC-2	1	ft	06-Jun-11	Chloride	57.9	mg/l	
RPC-2	1	ft	06-Jun-11	Inorganic nitrogen (nitrate and nitrite)	2.23	mg/l	
RPC-2	1	ft	06-Jun-11	Kjeldahl nitrogen	0.537	mg/l	Q
RPC-2	1	ft	06-Jun-11	Phosphorus	0.009	mg/l	
RPC-2	1	ft	06-Jun-11	Phosphorus	0.038	mg/l	

StationCode	SampleDepth	SampleDepthUnits	CollectionDate	Analyte	Result	ResultUnits	Qualifier
RPC-2			06-Jun-11	Temperature, sample	4	deg C	
RPC-2	1	ft	06-Jun-11	Total suspended solids	7	mg/l	
RPC-2	1	ft	06-Jun-11	Volatile suspended solids	4	mg/l	
RPC-1	1	ft	18-Jul-11	Alkalinity, total	150	mg/l	
RPC-1	1	ft	18-Jul-11	Ammonia-nitrogen		mg/l	ND
RPC-1	1	ft	18-Jul-11	Chloride	61.2	mg/l	
RPC-1	1	ft	18-Jul-11	Inorganic nitrogen (nitrate and nitrite)		mg/l	ND
RPC-1	1	ft	18-Jul-11	Kjeldahl nitrogen	0.685	mg/l	
RPC-1	1	ft	18-Jul-11	Phosphorus	0.008	mg/l	
RPC-1	1	ft	18-Jul-11	Phosphorus	0.085	mg/l	
RPC-1			18-Jul-11	Temperature, sample	4	deg C	
RPC-1	1	ft	18-Jul-11	Total suspended solids	11	mg/l	
RPC-1	1	ft	18-Jul-11	Volatile suspended solids	11	mg/l	
RPC-1	25	ft	18-Jul-11	Alkalinity, total	250	mg/l	
RPC-1	25	ft	18-Jul-11	Ammonia-nitrogen	5.67	mg/l	
RPC-1	25	ft	18-Jul-11	Chloride	62.4	mg/l	
RPC-1	25	ft	18-Jul-11	Inorganic nitrogen (nitrate and nitrite)		mg/l	ND
RPC-1	25	ft	18-Jul-11	Kjeldahl nitrogen	4.89	mg/l	V
RPC-1	25	ft	18-Jul-11	Phosphorus	0.365	mg/l	
RPC-1	25	ft	18-Jul-11	Phosphorus	0.537	mg/l	
RPC-1			18-Jul-11	Temperature, sample	4	deg C	
RPC-1	25	ft	18-Jul-11	Total suspended solids	9	mg/l	
RPC-1	25	ft	18-Jul-11	Volatile suspended solids	6	mg/l	
RPC-2	1	ft	18-Jul-11	Alkalinity, total	150	mg/l	
RPC-2	1	ft	18-Jul-11	Ammonia-nitrogen		mg/l	ND
RPC-2	1	ft	18-Jul-11	Chloride	64.6	mg/l	
RPC-2	1	ft	18-Jul-11	Inorganic nitrogen (nitrate and nitrite)		mg/l	ND
RPC-2	1	ft	18-Jul-11	Kjeldahl nitrogen	0.991	mg/l	V
RPC-2	1	ft	18-Jul-11	Phosphorus	0.022	mg/l	
RPC-2	1	ft	18-Jul-11	Phosphorus	0.089	mg/l	
RPC-2			18-Jul-11	Temperature, sample	4	deg C	
RPC-2	1	ft	18-Jul-11	Total suspended solids	12	mg/l	
RPC-2	1	ft	18-Jul-11	Volatile suspended solids	9	mg/l	
RPC-3	1	ft	18-Jul-11	Alkalinity, total	160	mg/l	
RPC-3	1	ft	18-Jul-11	Ammonia-nitrogen	0.02	mg/l	J
RPC-3	1	ft	18-Jul-11	Chloride	63.3	mg/l	
RPC-3	1	ft	18-Jul-11	Inorganic nitrogen (nitrate and nitrite)		mg/l	ND
RPC-3	1	ft	18-Jul-11	Kjeldahl nitrogen	1.1	mg/l	V
RPC-3	1	ft	18-Jul-11	Phosphorus	0.012	mg/l	Q
RPC-3	1	ft	18-Jul-11	Phosphorus	0.11	mg/l	
RPC-3			18-Jul-11	Temperature, sample	4	deg C	
RPC-3	1	ft	18-Jul-11	Total suspended solids	17	mg/l	
RPC-3	1	ft	18-Jul-11	Volatile suspended solids	11	mg/l	
RPC-1	5	ft	18-Jul-11	Chlorophyll a, corrected for pheophytin	39.2	ug/l	
RPC-1	5	ft	18-Jul-11	Chlorophyll a, uncorrected for pheophytin	46.2	ug/l	
RPC-1	5	ft	18-Jul-11	Chlorophyll b	2.34	ug/l	
RPC-1	5	ft	18-Jul-11	Chlorophyll c	4.02	ug/l	
RPC-1	5	ft	18-Jul-11	Pheophytin a	9.43	ug/l	
RPC-2	4	ft	18-Jul-11	Chlorophyll a, corrected for pheophytin	52.3	ug/l	
RPC-2	4	ft	18-Jul-11	Chlorophyll a, uncorrected for pheophytin	57.2	ug/l	
RPC-2	4	ft	18-Jul-11	Chlorophyll b	3.41	ug/l	
RPC-2	4	ft	18-Jul-11	Chlorophyll c	5.9	ug/l	
RPC-2	4	ft	18-Jul-11	Pheophytin a	5.23	ug/l	
RPC-3	4	ft	18-Jul-11	Chlorophyll a, corrected for pheophytin	57.7	ug/l	
RPC-3	4	ft	18-Jul-11	Chlorophyll a, uncorrected for pheophytin	63.1	ug/l	
RPC-3	4	ft	18-Jul-11	Chlorophyll b	3.63	ug/l	
RPC-3	4	ft	18-Jul-11	Chlorophyll c	6.76	ug/l	
RPC-3	4	ft	18-Jul-11	Pheophytin a	5.87	ug/l	
RPC-1	1	ft	23-Aug-11	Alkalinity, total	145	mg/l	
RPC-1	1	ft	23-Aug-11	Ammonia-nitrogen		mg/l	ND
RPC-1	1	ft	23-Aug-11	Chloride	58.2	mg/l	
RPC-1	1	ft	23-Aug-11	Inorganic nitrogen (nitrate and nitrite)		mg/l	ND
RPC-1	1	ft	23-Aug-11	Kjeldahl nitrogen	0.546	mg/l	
RPC-1	1	ft	23-Aug-11	Phosphorus	0.353	mg/l	J3,Q
RPC-1	1	ft	23-Aug-11	Phosphorus	0.118	mg/l	Q

StationCode	SampleDepth	SampleDepthUnits	CollectionDate	Analyte	Result	ResultUnits	Qualifier
RPC-1			23-Aug-11	Temperature, sample	3	deg C	
RPC-1	1	ft	23-Aug-11	Total suspended solids	5	mg/l	
RPC-1	1	ft	23-Aug-11	Volatile suspended solids	6	mg/l	
RPC-1	23	ft	23-Aug-11	Alkalinity, total	235	mg/l	
RPC-1	23	ft	23-Aug-11	Ammonia-nitrogen	3.76	mg/l	
RPC-1	23	ft	23-Aug-11	Chloride	63.7	mg/l	
RPC-1	23	ft	23-Aug-11	Inorganic nitrogen (nitrate and nitrite)		mg/l	ND
RPC-1	23	ft	23-Aug-11	Kjeldahl nitrogen	4.91	mg/l	
RPC-1	23	ft	23-Aug-11	Phosphorus	0.007	mg/l	
RPC-1	23	ft	23-Aug-11	Phosphorus	0.419	mg/l	
RPC-1			23-Aug-11	Temperature, sample	3	deg C	
RPC-1	23	ft	23-Aug-11	Total suspended solids	6	mg/l	
RPC-1	23	ft	23-Aug-11	Volatile suspended solids	5	mg/l	
RPC-2	1	ft	23-Aug-11	Alkalinity, total	145	mg/l	
RPC-2	1	ft	23-Aug-11	Ammonia-nitrogen		mg/l	ND
RPC-2	1	ft	23-Aug-11	Chloride	56.3	mg/l	
RPC-2	1	ft	23-Aug-11	Inorganic nitrogen (nitrate and nitrite)		mg/l	ND
RPC-2	1	ft	23-Aug-11	Kjeldahl nitrogen	0.629	mg/l	
RPC-2	1	ft	23-Aug-11	Phosphorus	0.006	mg/l	
RPC-2	1	ft	23-Aug-11	Phosphorus	0.056	mg/l	
RPC-2			23-Aug-11	Temperature, sample	3	deg C	
RPC-2	1	ft	23-Aug-11	Total suspended solids	8	mg/l	
RPC-2	1	ft	23-Aug-11	Volatile suspended solids	7	mg/l	
RPC-3	1	ft	23-Aug-11	Alkalinity, total	145	mg/l	
RPC-3	1	ft	23-Aug-11	Ammonia-nitrogen		mg/l	ND
RPC-3	1	ft	23-Aug-11	Chloride	57.4	mg/l	
RPC-3	1	ft	23-Aug-11	Inorganic nitrogen (nitrate and nitrite)		mg/l	ND
RPC-3	1	ft	23-Aug-11	Kjeldahl nitrogen	0.812	mg/l	
RPC-3	1	ft	23-Aug-11	Phosphorus	0.01	mg/l	
RPC-3	1	ft	23-Aug-11	Phosphorus	0.08	mg/l	
RPC-3			23-Aug-11	Temperature, sample	3	deg C	
RPC-3	1	ft	23-Aug-11	Total suspended solids	11	mg/l	
RPC-3	1	ft	23-Aug-11	Volatile suspended solids	6	mg/l	
RPC-1	4	ft	23-Aug-11	Chlorophyll a, corrected for pheophytin	35.6	ug/l	Q
RPC-1	4	ft	23-Aug-11	Chlorophyll a, uncorrected for pheophytin	38.4	ug/l	Q
RPC-1	4	ft	23-Aug-11	Chlorophyll b	4.12	ug/l	Q
RPC-1	4	ft	23-Aug-11	Chlorophyll c	3.44	ug/l	Q
RPC-1	4	ft	23-Aug-11	Pheophytin a	3.03	ug/l	Q
RPC-2	5	ft	23-Aug-11	Chlorophyll a, corrected for pheophytin	33.1	ug/l	Q
RPC-2	5	ft	23-Aug-11	Chlorophyll a, uncorrected for pheophytin	35.9	ug/l	Q
RPC-2	5	ft	23-Aug-11	Chlorophyll b	1.22	ug/l	Q
RPC-2	5	ft	23-Aug-11	Chlorophyll c	4.1	ug/l	Q
RPC-2	5	ft	23-Aug-11	Pheophytin a	2.78	ug/l	Q
RPC-3	5	ft	23-Aug-11	Chlorophyll a, corrected for pheophytin	57.7	ug/l	Q
RPC-3	5	ft	23-Aug-11	Chlorophyll a, uncorrected for pheophytin	60.8	ug/l	Q
RPC-3	5	ft	23-Aug-11	Chlorophyll b	3.25	ug/l	Q
RPC-3	5	ft	23-Aug-11	Chlorophyll c	5.74	ug/l	Q
RPC-3	5	ft	23-Aug-11	Pheophytin a	2.14	ug/l	Q
RPC-1	1	ft	11-Oct-11	Alkalinity, total	160	mg/l	
RPC-1	1	ft	11-Oct-11	Ammonia-nitrogen	0.5	mg/l	
RPC-1	1	ft	11-Oct-11	Chloride	51.8	mg/l	
RPC-1	1	ft	11-Oct-11	Inorganic nitrogen (nitrate and nitrite)	0.022	mg/l	J
RPC-1	1	ft	11-Oct-11	Kjeldahl nitrogen	0.762	mg/l	
RPC-1	1	ft	11-Oct-11	Phosphorus	0.009	mg/l	
RPC-1	1	ft	11-Oct-11	Phosphorus	0.045	mg/l	
RPC-1			11-Oct-11	Temperature, sample	4	deg C	
RPC-1	1	ft	11-Oct-11	Total suspended solids	9	mg/l	
RPC-1	1	ft	11-Oct-11	Volatile suspended solids	7	mg/l	
RPC-1	23	ft	11-Oct-11	Alkalinity, total	175	mg/l	
RPC-1	23	ft	11-Oct-11	Ammonia-nitrogen	4.65	mg/l	
RPC-1	23	ft	11-Oct-11	Chloride	51	mg/l	
RPC-1	23	ft	11-Oct-11	Inorganic nitrogen (nitrate and nitrite)	0.064	mg/l	J
RPC-1	23	ft	11-Oct-11	Kjeldahl nitrogen	1.14	mg/l	
RPC-1	23	ft	11-Oct-11	Phosphorus	0.019	mg/l	
RPC-1	23	ft	11-Oct-11	Phosphorus	0.07	mg/l	

StationCode	SampleDepth	SampleDepthUnits	CollectionDate	Analyte	Result	ResultUnits	Qualifier
RPC-1			11-Oct-11	Temperature, sample	4	deg C	
RPC-1	23	ft	11-Oct-11	Total suspended solids	8	mg/l	
RPC-1	23	ft	11-Oct-11	Volatile suspended solids	7	mg/l	
RPC-2	1	ft	11-Oct-11	Alkalinity, total	160	mg/l	
RPC-2	1	ft	11-Oct-11	Ammonia-nitrogen	2.92	mg/l	
RPC-2	1	ft	11-Oct-11	Chloride	51.9	mg/l	
RPC-2	1	ft	11-Oct-11	Inorganic nitrogen (nitrate and nitrite)		mg/l	ND
RPC-2	1	ft	11-Oct-11	Kjeldahl nitrogen	0.902	mg/l	
RPC-2	1	ft	11-Oct-11	Phosphorus	0.008	mg/l	
RPC-2	1	ft	11-Oct-11	Phosphorus	0.043	mg/l	
RPC-2			11-Oct-11	Temperature, sample	4	deg C	
RPC-2	1	ft	11-Oct-11	Total suspended solids	5	mg/l	
RPC-2	1	ft	11-Oct-11	Volatile suspended solids	5	mg/l	
RPC-3	1	ft	11-Oct-11	Alkalinity, total	165	mg/l	
RPC-3	1	ft	11-Oct-11	Ammonia-nitrogen	3.58	mg/l	
RPC-3	1	ft	11-Oct-11	Chloride	51.7	mg/l	
RPC-3	1	ft	11-Oct-11	Inorganic nitrogen (nitrate and nitrite)		mg/l	ND
RPC-3	1	ft	11-Oct-11	Kjeldahl nitrogen	1.73	mg/l	
RPC-3	1	ft	11-Oct-11	Phosphorus	0.01	mg/l	
RPC-3	1	ft	11-Oct-11	Phosphorus	0.105	mg/l	
RPC-3			11-Oct-11	Temperature, sample	4	deg C	
RPC-3	1	ft	11-Oct-11	Total suspended solids	14	mg/l	
RPC-3	1	ft	11-Oct-11	Volatile suspended solids	14	mg/l	
RPC-1	7	ft	11-Oct-11	Chlorophyll a, corrected for pheophytin	33.1	ug/l	
RPC-1	7	ft	11-Oct-11	Chlorophyll a, uncorrected for pheophytin	37.1	ug/l	
RPC-1	7	ft	11-Oct-11	Chlorophyll b	1.21	ug/l	
RPC-1	7	ft	11-Oct-11	Chlorophyll c	2.8	ug/l	
RPC-1	7	ft	11-Oct-11	Pheophytin a	4.65	ug/l	
RPC-2	7	ft	11-Oct-11	Chlorophyll a, corrected for pheophytin	57	ug/l	
RPC-2	7	ft	11-Oct-11	Chlorophyll a, uncorrected for pheophytin	60.9	ug/l	
RPC-2	7	ft	11-Oct-11	Chlorophyll b	3.68	ug/l	
RPC-2	7	ft	11-Oct-11	Chlorophyll c	5.09	ug/l	
RPC-2	7	ft	11-Oct-11	Pheophytin a	3.47	ug/l	
RPC-3	6	ft	11-Oct-11	Chlorophyll a, corrected for pheophytin	94.3	ug/l	
RPC-3	6	ft	11-Oct-11	Chlorophyll a, uncorrected for pheophytin	98	ug/l	
RPC-3	6	ft	11-Oct-11	Chlorophyll b	10.5	ug/l	
RPC-3	6	ft	11-Oct-11	Chlorophyll c	7.12	ug/l	
RPC-3	6	ft	11-Oct-11	Pheophytin a	1.6	ug/l	
PU-02			20-Jul-12	Dissolved oxygen (DO)	8.5	mg/l	
PU-02			20-Jul-12	Dissolved oxygen saturation	101.6	%	
PU-02			20-Jul-12	pH	8.09	none	
PU-02			20-Jul-12	Specific conductance	674	umho/cm	
PU-02			20-Jul-12	Temperature, air	25	deg C	
PU-02			20-Jul-12	Temperature, water	23.26	deg C	
PU-02			20-Jul-12	Turbidity	6.7	NTU	
RPC-1			07-May-08	Depth, bottom	22	ft	
RPC-1			12-Jun-08	Depth, bottom	22	ft	
RPC-1			12-Jun-08	Depth, Secchi Disk Depth	16	in	
RPC-1			11-Jul-08	Depth, bottom	22	ft	
RPC-1			11-Jul-08	Depth, Secchi Disk Depth	16	in	
RPC-1			23-Aug-08	Depth, bottom	22	ft	
RPC-1			23-Aug-08	Depth, Secchi Disk Depth	18	in	
RPC-1			06-Sep-08	Depth, bottom	20	ft	
RPC-1			06-Sep-08	Depth, Secchi Disk Depth	20	in	
RPC-1			20-Oct-08	Depth, bottom	22	ft	
RPC-1			20-Oct-08	Depth, Secchi Disk Depth	20	in	
RPC-2			07-May-08	Depth, bottom	24	ft	
RPC-2			12-Jun-08	Depth, bottom	24	ft	
RPC-2			12-Jun-08	Depth, Secchi Disk Depth	16	in	
RPC-2			11-Jul-08	Depth, bottom	25	ft	
RPC-2			11-Jul-08	Depth, Secchi Disk Depth	16	in	
RPC-2			23-Aug-08	Depth, bottom	24	ft	
RPC-2			23-Aug-08	Depth, Secchi Disk Depth	18	in	
RPC-2			06-Sep-08	Depth, bottom	24	ft	
RPC-2			06-Sep-08	Depth, Secchi Disk Depth	24	in	

StationCode	SampleDepth	SampleDepthUnits	CollectionDate	Analyte	Result	ResultUnits	Qualifier
RPC-2			20-Oct-08	Depth, bottom	25	ft	
RPC-2			20-Oct-08	Depth, Secchi Disk Depth	20	in	
RPC-3			07-May-08	Depth, bottom	8	ft	
RPC-3			12-Jun-08	Depth, bottom	8.5	ft	
RPC-3			12-Jun-08	Depth, Secchi Disk Depth	10	in	
RPC-3			11-Jul-08	Depth, bottom	8	ft	
RPC-3			11-Jul-08	Depth, Secchi Disk Depth	12	in	
RPC-3			23-Aug-08	Depth, bottom	7	ft	
RPC-3			23-Aug-08	Depth, Secchi Disk Depth	12	in	
RPC-3			06-Sep-08	Depth, bottom	7	ft	
RPC-3			06-Sep-08	Depth, Secchi Disk Depth	12	in	
RPC-3			20-Oct-08	Depth, bottom	7	ft	
RPC-3			20-Oct-08	Depth, Secchi Disk Depth	8	in	
PSB-01			14-Jul-08	Alkalinity, total	572	mg/l	
PSB-01			14-Jul-08	Carbon, organic	12.2	mg/l	
PSB-01			14-Jul-08	Chloride	18	mg/l	
PSB-01			14-Jul-08	Cyanide		mg/l	ND
PSB-01			14-Jul-08	Cyanide		mg/l	ND
PSB-01			14-Jul-08	Fluorides	0.11	mg/l	J
PSB-01			14-Jul-08	Nitrogen, ammonia as N		mg/l	ND
PSB-01			14-Jul-08	Nitrogen, Kjeldahl	2.1	mg/l	
PSB-01			14-Jul-08	Nitrogen, Nitrite (NO2) + Nitrate (NO3) as N	0.91	mg/l	
PSB-01			14-Jul-08	Phenol		ug/l	ND
PSB-01			14-Jul-08	Phosphorus as P	0.086	mg/l	
PSB-01			14-Jul-08	Phosphorus as P	0.066	mg/l	
PSB-01			14-Jul-08	Solids, suspended, volatile	5.6	mg/l	
PSB-01			14-Jul-08	Solids, Total Suspended (TSS)	23.2	mg/l	
PSB-01			14-Jul-08	Sulfate	27	mg/l	
PSB-01			14-Jul-08	Temperature, sample	4	deg C	
PT-01			28-Jul-08	Alkalinity, total	306	mg/l	
PT-01			28-Jul-08	Carbon, organic	9.12	mg/l	
PT-01			28-Jul-08	Chloride	23.7	mg/l	
PT-01			28-Jul-08	Cyanide		mg/l	ND
PT-01			28-Jul-08	Cyanide		mg/l	ND
PT-01			28-Jul-08	Fluorides	0.12	mg/l	J
PT-01			28-Jul-08	Nitrogen, ammonia as N		mg/l	ND
PT-01			28-Jul-08	Nitrogen, Kjeldahl	0.904	mg/l	
PT-01			28-Jul-08	Nitrogen, Nitrite (NO2) + Nitrate (NO3) as N	0.79	mg/l	
PT-01			28-Jul-08	Phenol		ug/l	ND
PT-01			28-Jul-08	Phosphorus as P	0.03	mg/l	J
PT-01			28-Jul-08	Phosphorus as P	0.059	mg/l	
PT-01			28-Jul-08	Solids, suspended, volatile	2	mg/l	
PT-01			28-Jul-08	Solids, Total Suspended (TSS)	5.6	mg/l	
PT-01			28-Jul-08	Sulfate	52	mg/l	
PT-01			28-Jul-08	Temperature, sample	1	deg C	
PT-01			08-Sep-08	Alkalinity, total	304	mg/l	
PT-01			08-Sep-08	Carbon, organic		mg/l	ND
PT-01			08-Sep-08	Chloride	21.6	mg/l	
PT-01			08-Sep-08	Cyanide		mg/l	ND
PT-01			08-Sep-08	Cyanide		mg/l	ND
PT-01			08-Sep-08	Fluorides	0.13	mg/l	J
PT-01			08-Sep-08	Nitrogen, ammonia as N		mg/l	ND
PT-01			08-Sep-08	Nitrogen, Kjeldahl		mg/l	ND
PT-01			08-Sep-08	Nitrogen, Nitrite (NO2) + Nitrate (NO3) as N	3.5	mg/l	
PT-01			08-Sep-08	Phenol	12	ug/l	
PT-01			08-Sep-08	Phosphorus as P	0.05	mg/l	
PT-01			08-Sep-08	Phosphorus as P	0.066	mg/l	
PT-01			08-Sep-08	Solids, suspended, volatile	1.2	mg/l	J
PT-01			08-Sep-08	Solids, Total Suspended (TSS)	11.2	mg/l	
PT-01			08-Sep-08	Sulfate	49	mg/l	
PT-01			08-Sep-08	Temperature, sample	1	deg C	
PSB-01			08-Sep-08	Alkalinity, total	278	mg/l	
PSB-01			08-Sep-08	Carbon, organic	3.39	mg/l	
PSB-01			08-Sep-08	Chloride	43.6	mg/l	
PSB-01			08-Sep-08	Cyanide		mg/l	ND

StationCode	SampleDepth	SampleDepthUnits	CollectionDate	Analyte	Result	ResultUnits	Qualifier
PSB-01			08-Sep-08	Cyanide		mg/l	ND
PSB-01			08-Sep-08	Fluorides	0.082	mg/l	J
PSB-01			08-Sep-08	Nitrogen, ammonia as N		mg/l	ND
PSB-01			08-Sep-08	Nitrogen, Kjeldahl	1.5	mg/l	
PSB-01			08-Sep-08	Nitrogen, Nitrite (NO2) + Nitrate (NO3) as N	8.7	mg/l	
PSB-01			08-Sep-08	Phenol	7	ug/l	
PSB-01			08-Sep-08	Phosphorus as P	0.073	mg/l	
PSB-01			08-Sep-08	Phosphorus as P	0.066	mg/l	
PSB-01			08-Sep-08	Solids, suspended, volatile	2	mg/l	
PSB-01			08-Sep-08	Solids, Total Suspended (TSS)	7.2	mg/l	
PSB-01			08-Sep-08	Sulfate	30	mg/l	
PSB-01			08-Sep-08	Temperature, sample	1	deg C	
PSB-01			14-Jul-08	Aluminum		ug/l	ND
PSB-01			14-Jul-08	Aluminum	588	ug/l	
PSB-01			14-Jul-08	Arsenic		ug/l	ND
PSB-01			14-Jul-08	Arsenic		ug/l	ND
PSB-01			14-Jul-08	Barium	53.8	ug/l	
PSB-01			14-Jul-08	Barium	59.7	ug/l	
PSB-01			14-Jul-08	Boron	7.75	ug/l	J
PSB-01			14-Jul-08	Boron	5.24	ug/l	J
PSB-01			14-Jul-08	Cadmium	0.54	ug/l	J
PSB-01			14-Jul-08	Cadmium	0.85	ug/l	J
PSB-01			14-Jul-08	Calcium	67200	ug/l	
PSB-01			14-Jul-08	Calcium	67000	ug/l	
PSB-01			14-Jul-08	Chromium	0.94	ug/l	J
PSB-01			14-Jul-08	Chromium	1.41	ug/l	J
PSB-01			14-Jul-08	Cobalt	0.49	ug/l	J
PSB-01			14-Jul-08	Cobalt		ug/l	ND
PSB-01			14-Jul-08	Copper	4.12	ug/l	J
PSB-01			14-Jul-08	Copper	6.49	ug/l	J
PSB-01			14-Jul-08	Hardness, Ca + Mg	319000	ug/l	C
PSB-01			14-Jul-08	Iron	16.6	ug/l	J
PSB-01			14-Jul-08	Iron	692	ug/l	
PSB-01			14-Jul-08	Lead		ug/l	ND
PSB-01			14-Jul-08	Lead	0.95	ug/l	J
PSB-01			14-Jul-08	Magnesium	36300	ug/l	
PSB-01			14-Jul-08	Magnesium	36900	ug/l	
PSB-01			14-Jul-08	Manganese	22	ug/l	
PSB-01			14-Jul-08	Manganese	47.8	ug/l	
PSB-01			14-Jul-08	Nickel	0.61	ug/l	J
PSB-01			14-Jul-08	Nickel	0.78	ug/l	J
PSB-01			14-Jul-08	Potassium	1290	ug/l	J
PSB-01			14-Jul-08	Potassium	1410	ug/l	
PSB-01			14-Jul-08	Silver		ug/l	J7,ND
PSB-01			14-Jul-08	Silver		ug/l	J7,ND
PSB-01			14-Jul-08	Sodium	14700	ug/l	
PSB-01			14-Jul-08	Sodium	14900	ug/l	
PSB-01			14-Jul-08	Strontium	70	ug/l	
PSB-01			14-Jul-08	Strontium	71.6	ug/l	
PSB-01			14-Jul-08	Temperature, sample	0	deg C	
PSB-01			14-Jul-08	Zinc	2.24	ug/l	J
PSB-01			14-Jul-08	Zinc	4.7	ug/l	J
PSB-01			14-Jul-08	Chlorophyll a, corrected for pheophytin	5.97	ug/l	
PSB-01			14-Jul-08	Chlorophyll a, uncorrected for pheophytin	7	ug/l	
PSB-01			14-Jul-08	Chlorophyll-b		ug/l	ND
PSB-01			14-Jul-08	Chlorophyll-c		ug/l	ND
PSB-01			14-Jul-08	Pheophytin-a	1.4	ug/l	
PSB-01			14-Jul-08	Temperature, sample	0	deg C	
PT-01			28-Jul-08	Aluminum	19.6	ug/l	J
PT-01			28-Jul-08	Aluminum	167	ug/l	
PT-01			28-Jul-08	Arsenic		ug/l	ND
PT-01			28-Jul-08	Arsenic		ug/l	ND
PT-01			28-Jul-08	Barium	61.8	ug/l	
PT-01			28-Jul-08	Barium	64.3	ug/l	
PT-01			28-Jul-08	Boron	19	ug/l	

StationCode	SampleDepth	SampleDepthUnits	CollectionDate	Analyte	Result	ResultUnits	Qualifier
PT-01			28-Jul-08	Boron	20.2	ug/l	
PT-01			28-Jul-08	Cadmium		ug/l	ND
PT-01			28-Jul-08	Cadmium		ug/l	ND
PT-01			28-Jul-08	Calcium	83100	ug/l	
PT-01			28-Jul-08	Calcium	86100	ug/l	
PT-01			28-Jul-08	Chromium	1	ug/l	J
PT-01			28-Jul-08	Chromium	0.78	ug/l	J
PT-01			28-Jul-08	Cobalt		ug/l	ND
PT-01			28-Jul-08	Cobalt		ug/l	ND
PT-01			28-Jul-08	Copper	3.73	ug/l	J
PT-01			28-Jul-08	Copper	4.28	ug/l	J
PT-01			28-Jul-08	Hardness, Ca + Mg	371000	ug/l	C
PT-01			28-Jul-08	Iron	15	ug/l	J
PT-01			28-Jul-08	Iron	232	ug/l	
PT-01			28-Jul-08	Lead		ug/l	ND
PT-01			28-Jul-08	Lead		ug/l	ND
PT-01			28-Jul-08	Magnesium	37600	ug/l	
PT-01			28-Jul-08	Magnesium	37900	ug/l	
PT-01			28-Jul-08	Manganese	17	ug/l	V
PT-01			28-Jul-08	Manganese	28	ug/l	V
PT-01			28-Jul-08	Nickel	0.62	ug/l	J
PT-01			28-Jul-08	Nickel	1.48	ug/l	J
PT-01			28-Jul-08	Potassium	931	ug/l	J
PT-01			28-Jul-08	Potassium	971	ug/l	J
PT-01			28-Jul-08	Silver		ug/l	ND
PT-01			28-Jul-08	Silver		ug/l	ND
PT-01			28-Jul-08	Sodium	7480	ug/l	
PT-01			28-Jul-08	Sodium	7340	ug/l	
PT-01			28-Jul-08	Strontium	84.9	ug/l	
PT-01			28-Jul-08	Strontium	84.1	ug/l	
PT-01			28-Jul-08	Zinc	2.48	ug/l	J
PT-01			28-Jul-08	Zinc	2.79	ug/l	J
PT-01	1	ft	28-Jul-08	Chlorophyll a, corrected for pheophytin		ug/l	ND
PT-01	1	ft	28-Jul-08	Chlorophyll a, uncorrected for pheophytin		ug/l	ND
PT-01	1	ft	28-Jul-08	Chlorophyll-b		ug/l	ND
PT-01	1	ft	28-Jul-08	Chlorophyll-c		ug/l	ND
PT-01	1	ft	28-Jul-08	Pheophytin-a		ug/l	ND
PT-01	1	ft	28-Jul-08	Temperature, sample	0	deg C	
PSB-01			08-Sep-08	Aluminum		ug/l	ND
PSB-01			08-Sep-08	Aluminum	202	ug/l	
PSB-01			08-Sep-08	Arsenic		ug/l	ND
PSB-01			08-Sep-08	Arsenic		ug/l	ND
PSB-01			08-Sep-08	Barium	51.4	ug/l	
PSB-01			08-Sep-08	Barium	52.2	ug/l	
PSB-01			08-Sep-08	Boron	19.7	ug/l	
PSB-01			08-Sep-08	Boron	22.1	ug/l	
PSB-01			08-Sep-08	Cadmium	0.21	ug/l	J
PSB-01			08-Sep-08	Cadmium	0.26	ug/l	J
PSB-01			08-Sep-08	Calcium	67600	ug/l	
PSB-01			08-Sep-08	Calcium	69300	ug/l	
PSB-01			08-Sep-08	Chromium	1.37	ug/l	J
PSB-01			08-Sep-08	Chromium	0.48	ug/l	J
PSB-01			08-Sep-08	Cobalt	0.86	ug/l	J
PSB-01			08-Sep-08	Cobalt		ug/l	ND
PSB-01			08-Sep-08	Copper	13.1	ug/l	
PSB-01			08-Sep-08	Copper	20.3	ug/l	
PSB-01			08-Sep-08	Hardness, Ca + Mg	334000	ug/l	C
PSB-01			08-Sep-08	Iron	12.4	ug/l	J
PSB-01			08-Sep-08	Iron	263	ug/l	
PSB-01			08-Sep-08	Lead		ug/l	ND
PSB-01			08-Sep-08	Lead		ug/l	ND
PSB-01			08-Sep-08	Magnesium	39400	ug/l	
PSB-01			08-Sep-08	Magnesium	39100	ug/l	
PSB-01			08-Sep-08	Manganese	35.6	ug/l	
PSB-01			08-Sep-08	Manganese	41.6	ug/l	

StationCode	SampleDepth	SampleDepthUnits	CollectionDate	Analyte	Result	ResultUnits	Qualifier
PSB-01			08-Sep-08	Nickel	0.75	ug/l	J
PSB-01			08-Sep-08	Nickel	0.92	ug/l	J
PSB-01			08-Sep-08	Potassium	1400	ug/l	
PSB-01			08-Sep-08	Potassium	1400	ug/l	
PSB-01			08-Sep-08	Silver		ug/l	ND
PSB-01			08-Sep-08	Silver		ug/l	ND
PSB-01			08-Sep-08	Sodium	17400	ug/l	
PSB-01			08-Sep-08	Sodium	16800	ug/l	
PSB-01			08-Sep-08	Strontium	67.1	ug/l	
PSB-01			08-Sep-08	Strontium	66	ug/l	
PSB-01			08-Sep-08	Zinc	2.05	ug/l	J
PSB-01			08-Sep-08	Zinc	1.48	ug/l	J
PT-01			08-Sep-08	Aluminum		ug/l	ND
PT-01			08-Sep-08	Aluminum	216	ug/l	
PT-01			08-Sep-08	Arsenic		ug/l	ND
PT-01			08-Sep-08	Arsenic		ug/l	ND
PT-01			08-Sep-08	Barium	59.7	ug/l	
PT-01			08-Sep-08	Barium	62.6	ug/l	
PT-01			08-Sep-08	Boron	12.7	ug/l	
PT-01			08-Sep-08	Boron	12	ug/l	
PT-01			08-Sep-08	Cadmium	0.34	ug/l	J
PT-01			08-Sep-08	Cadmium	0.4	ug/l	J
PT-01			08-Sep-08	Calcium	80800	ug/l	
PT-01			08-Sep-08	Calcium	82200	ug/l	
PT-01			08-Sep-08	Chromium	0.28	ug/l	J
PT-01			08-Sep-08	Chromium	0.73	ug/l	J
PT-01			08-Sep-08	Cobalt	0.44	ug/l	J
PT-01			08-Sep-08	Cobalt		ug/l	ND
PT-01			08-Sep-08	Copper	2.44	ug/l	J
PT-01			08-Sep-08	Copper	2.7	ug/l	J
PT-01			08-Sep-08	Hardness, Ca + Mg	364000	ug/l	C
PT-01			08-Sep-08	Iron	9.78	ug/l	J
PT-01			08-Sep-08	Iron	297	ug/l	
PT-01			08-Sep-08	Lead		ug/l	ND
PT-01			08-Sep-08	Lead		ug/l	ND
PT-01			08-Sep-08	Magnesium	38500	ug/l	
PT-01			08-Sep-08	Magnesium	38700	ug/l	
PT-01			08-Sep-08	Manganese	19.8	ug/l	
PT-01			08-Sep-08	Manganese	36.7	ug/l	
PT-01			08-Sep-08	Nickel	0.84	ug/l	J
PT-01			08-Sep-08	Nickel	0.61	ug/l	J
PT-01			08-Sep-08	Potassium	1090	ug/l	J
PT-01			08-Sep-08	Potassium	1140	ug/l	J
PT-01			08-Sep-08	Silver		ug/l	ND
PT-01			08-Sep-08	Silver		ug/l	ND
PT-01			08-Sep-08	Sodium	8100	ug/l	
PT-01			08-Sep-08	Sodium	7980	ug/l	
PT-01			08-Sep-08	Strontium	80.6	ug/l	
PT-01			08-Sep-08	Strontium	81.1	ug/l	
PT-01			08-Sep-08	Zinc	1.92	ug/l	J
PT-01			08-Sep-08	Zinc	1.33	ug/l	J
PSB-01			08-Sep-08	Chlorophyll a, corrected for pheophytin	7.24	ug/l	
PSB-01			08-Sep-08	Chlorophyll a, uncorrected for pheophytin	7.47	ug/l	
PSB-01			08-Sep-08	Chlorophyll-b		ug/l	ND
PSB-01			08-Sep-08	Chlorophyll-c		ug/l	ND
PSB-01			08-Sep-08	Pheophytin-a		ug/l	ND
PSB-01			08-Sep-08	Temperature, sample	0	deg C	
PT-01			08-Sep-08	Chlorophyll a, corrected for pheophytin	3.68	ug/l	
PT-01			08-Sep-08	Chlorophyll a, uncorrected for pheophytin	4.51	ug/l	
PT-01			08-Sep-08	Chlorophyll-b		ug/l	ND
PT-01			08-Sep-08	Chlorophyll-c		ug/l	ND
PT-01			08-Sep-08	Pheophytin-a	1.18	ug/l	
PT-01			08-Sep-08	Temperature, sample	0	deg C	
PSB-01			06-Oct-08	Aluminum	19.3	ug/l	J
PSB-01			06-Oct-08	Aluminum	152	ug/l	

StationCode	SampleDepth	SampleDepthUnits	CollectionDate	Analyte	Result	ResultUnits	Qualifier
PSB-01			06-Oct-08	Arsenic		ug/l	ND
PSB-01			06-Oct-08	Arsenic		ug/l	ND
PSB-01			06-Oct-08	Barium	52	ug/l	
PSB-01			06-Oct-08	Barium	52.4	ug/l	
PSB-01			06-Oct-08	Boron	12.9	ug/l	
PSB-01			06-Oct-08	Boron	13.9	ug/l	
PSB-01			06-Oct-08	Cadmium		ug/l	ND
PSB-01			06-Oct-08	Cadmium		ug/l	ND
PSB-01			06-Oct-08	Calcium	79300	ug/l	
PSB-01			06-Oct-08	Calcium	78500	ug/l	
PSB-01			06-Oct-08	Chromium		ug/l	ND
PSB-01			06-Oct-08	Chromium		ug/l	ND
PSB-01			06-Oct-08	Cobalt	0.95	ug/l	J
PSB-01			06-Oct-08	Cobalt		ug/l	ND
PSB-01			06-Oct-08	Copper	1.79	ug/l	J
PSB-01			06-Oct-08	Copper	2.44	ug/l	J
PSB-01			06-Oct-08	Hardness, Ca + Mg	367000	ug/l	C
PSB-01			06-Oct-08	Iron	21.3	ug/l	J
PSB-01			06-Oct-08	Iron	179	ug/l	
PSB-01			06-Oct-08	Lead		ug/l	ND
PSB-01			06-Oct-08	Lead	2.9	ug/l	J
PSB-01			06-Oct-08	Magnesium	42000	ug/l	
PSB-01			06-Oct-08	Magnesium	41600	ug/l	
PSB-01			06-Oct-08	Manganese	21.7	ug/l	
PSB-01			06-Oct-08	Manganese	27	ug/l	
PSB-01			06-Oct-08	Nickel	0.9	ug/l	J
PSB-01			06-Oct-08	Nickel	1.04	ug/l	J
PSB-01			06-Oct-08	Potassium	1240	ug/l	J
PSB-01			06-Oct-08	Potassium	1250	ug/l	J
PSB-01			06-Oct-08	Silver	0.87	ug/l	J
PSB-01			06-Oct-08	Silver	0.83	ug/l	J
PSB-01			06-Oct-08	Sodium	16100	ug/l	
PSB-01			06-Oct-08	Sodium	15900	ug/l	
PSB-01			06-Oct-08	Strontium	67.1	ug/l	
PSB-01			06-Oct-08	Strontium	66.4	ug/l	
PSB-01			06-Oct-08	Zinc	28.7	ug/l	
PSB-01			06-Oct-08	Zinc	9.28	ug/l	J
PT-01			06-Oct-08	Aluminum	59	ug/l	J
PT-01			06-Oct-08	Aluminum	88.6	ug/l	
PT-01			06-Oct-08	Arsenic		ug/l	ND
PT-01			06-Oct-08	Arsenic		ug/l	ND
PT-01			06-Oct-08	Barium	55.6	ug/l	
PT-01			06-Oct-08	Barium	56.5	ug/l	
PT-01			06-Oct-08	Boron	23.6	ug/l	
PT-01			06-Oct-08	Boron	12.6	ug/l	
PT-01			06-Oct-08	Cadmium		ug/l	ND
PT-01			06-Oct-08	Cadmium		ug/l	ND
PT-01			06-Oct-08	Calcium	88700	ug/l	
PT-01			06-Oct-08	Calcium	88600	ug/l	
PT-01			06-Oct-08	Chromium		ug/l	ND
PT-01			06-Oct-08	Chromium		ug/l	ND
PT-01			06-Oct-08	Cobalt	0.47	ug/l	J
PT-01			06-Oct-08	Cobalt		ug/l	ND
PT-01			06-Oct-08	Copper	2.66	ug/l	J
PT-01			06-Oct-08	Copper	1.47	ug/l	J
PT-01			06-Oct-08	Hardness, Ca + Mg	385000	ug/l	C
PT-01			06-Oct-08	Iron	24.2	ug/l	J
PT-01			06-Oct-08	Iron	127	ug/l	
PT-01			06-Oct-08	Lead	3.69	ug/l	J
PT-01			06-Oct-08	Lead	2.75	ug/l	J
PT-01			06-Oct-08	Magnesium	39600	ug/l	
PT-01			06-Oct-08	Magnesium	39700	ug/l	
PT-01			06-Oct-08	Manganese	19.1	ug/l	
PT-01			06-Oct-08	Manganese	23.8	ug/l	
PT-01			06-Oct-08	Nickel	1.04	ug/l	J

StationCode	SampleDepth	SampleDepthUnits	CollectionDate	Analyte	Result	ResultUnits	Qualifier
PT-01			06-Oct-08	Nickel	0.97	ug/l	J
PT-01			06-Oct-08	Potassium	1070	ug/l	J
PT-01			06-Oct-08	Potassium	1090	ug/l	J
PT-01			06-Oct-08	Silver	0.79	ug/l	J
PT-01			06-Oct-08	Silver	1.05	ug/l	J
PT-01			06-Oct-08	Sodium	7050	ug/l	
PT-01			06-Oct-08	Sodium	7270	ug/l	
PT-01			06-Oct-08	Strontium	78.2	ug/l	
PT-01			06-Oct-08	Strontium	76.7	ug/l	
PT-01			06-Oct-08	Zinc	7.98	ug/l	J
PT-01			06-Oct-08	Zinc	10.4	ug/l	J
PT-01			06-Oct-08	Chlorophyll a, corrected for pheophytin	1.97	ug/l	
PT-01			06-Oct-08	Chlorophyll a, uncorrected for pheophytin	2.22	ug/l	
PT-01			06-Oct-08	Chlorophyll-b		ug/l	ND
PT-01			06-Oct-08	Chlorophyll-c		ug/l	ND
PT-01			06-Oct-08	Pheophytin-a		ug/l	ND
PT-01			06-Oct-08	Temperature, sample	0	deg C	
PSB-01			06-Oct-08	Chlorophyll a, corrected for pheophytin	3.1	ug/l	
PSB-01			06-Oct-08	Chlorophyll a, uncorrected for pheophytin	3.87	ug/l	
PSB-01			06-Oct-08	Chlorophyll-b		ug/l	ND
PSB-01			06-Oct-08	Chlorophyll-c		ug/l	ND
PSB-01			06-Oct-08	Pheophytin-a	1.1	ug/l	
PSB-01			06-Oct-08	Temperature, sample	0	deg C	
PT-01			06/24/2003	Alkalinity, total	283	mg/l	J1,J3,J4
PT-01			06/24/2003	Aluminum		ug/l	ND
PT-01			06/24/2003	Aluminum	140	ug/l	
PT-01			06/24/2003	Arsenic	0.79	ug/l	
PT-01			06/24/2003	Barium	60	ug/l	
PT-01			06/24/2003	Barium	67	ug/l	
PT-01			06/24/2003	Beryllium		ug/l	ND
PT-01			06/24/2003	Beryllium		ug/l	ND
PT-01			06/24/2003	Boron		ug/l	ND
PT-01			06/24/2003	Boron		ug/l	ND
PT-01			06/24/2003	Cadmium		ug/l	ND
PT-01			06/24/2003	Cadmium		ug/l	ND
PT-01			06/24/2003	Calcium	75000	ug/l	
PT-01			06/24/2003	Calcium	78000	ug/l	
PT-01			06/24/2003	Carbon, organic	2.4	mg/l	
PT-01			06/24/2003	Chloride	22.8	mg/l	J1,J3,J4
PT-01			06/24/2003	Chromium		ug/l	ND
PT-01			06/24/2003	Chromium		ug/l	ND
PT-01			06/24/2003	Cobalt		ug/l	ND
PT-01			06/24/2003	Cobalt		ug/l	ND
PT-01			06/24/2003	Copper		ug/l	ND
PT-01			06/24/2003	Copper		ug/l	ND
PT-01			06/24/2003	Cyanide		mg/l	J1,J3,J4,ND
PT-01			06/24/2003	Dissolved oxygen (DO)	9.45	mg/l	
PT-01			06/24/2003	Fluorides	0.17	mg/l	
PT-01			06/24/2003	Hardness, Ca + Mg	350000	ug/l	C
PT-01			06/24/2003	Iron		ug/l	ND
PT-01			06/24/2003	Iron	210	ug/l	
PT-01			06/24/2003	Lead		ug/l	ND
PT-01			06/24/2003	Lead		ug/l	ND
PT-01			06/24/2003	Magnesium	36000	ug/l	
PT-01			06/24/2003	Magnesium	38000	ug/l	
PT-01			06/24/2003	Manganese	41	ug/l	
PT-01			06/24/2003	Manganese	58	ug/l	
PT-01			06/24/2003	Nickel		ug/l	ND
PT-01			06/24/2003	Nickel		ug/l	ND
PT-01			06/24/2003	Nitrogen, Nitrite (NO2) + Nitrate (NO3) as N	4.94	mg/l	J1,J3,J4
PT-01			06/24/2003	pH	8.61	None	
PT-01			06/24/2003	Phosphorus as P	0.06	mg/l	J1,J3,J4,Q
PT-01			06/24/2003	Phosphorus as P	0.09	mg/l	J1,J3,J4,Q
PT-01			06/24/2003	Potassium		ug/l	ND
PT-01			06/24/2003	Potassium		ug/l	ND

StationCode	SampleDepth	SampleDepthUnits	CollectionDate	Analyte	Result	ResultUnits	Qualifier
PT-01			06/24/2003	Silver		ug/l	ND
PT-01			06/24/2003	Silver		ug/l	ND
PT-01			06/24/2003	Sodium	6800	ug/l	
PT-01			06/24/2003	Sodium	7100	ug/l	
PT-01			06/24/2003	Solids, Dissolved	399	mg/l	J1,J3,J4
PT-01			06/24/2003	Solids, suspended, volatile	3	mg/l	J1,J3,J4
PT-01			06/24/2003	Solids, Total Suspended (TSS)	13	mg/l	J1,J3,J4
PT-01			06/24/2003	Specific conductance	655	umho/cm	
PT-01			06/24/2003	Strontium	71	ug/l	
PT-01			06/24/2003	Strontium	75	ug/l	
PT-01			06/24/2003	Sulfate	27	mg/l	J1,J3,J4
PT-01			06/24/2003	Temperature, air	32	deg C	
PT-01			06/24/2003	Temperature, sample	2	deg C	
PT-01			06/24/2003	Temperature, water	23.28	deg C	
PT-01			06/24/2003	Turbidity	7	NTU	
PT-01			06/24/2003	Vanadium		ug/l	ND
PT-01			06/24/2003	Vanadium		ug/l	ND
PT-01			06/24/2003	Zinc		ug/l	ND
PT-01			06/24/2003	Zinc		ug/l	ND
PSBZ-11			06/25/2003	Alkalinity, total	279	mg/l	J1,J3,J4
PSBZ-11			06/25/2003	Aluminum		ug/l	ND
PSBZ-11			06/25/2003	Aluminum	750	ug/l	
PSBZ-11			06/25/2003	Arsenic		ug/l	ND
PSBZ-11			06/25/2003	Barium	51	ug/l	
PSBZ-11			06/25/2003	Barium	62	ug/l	
PSBZ-11			06/25/2003	Beryllium		ug/l	ND
PSBZ-11			06/25/2003	Beryllium		ug/l	ND
PSBZ-11			06/25/2003	Boron		ug/l	ND
PSBZ-11			06/25/2003	Boron	11	ug/l	
PSBZ-11			06/25/2003	Cadmium		ug/l	ND
PSBZ-11			06/25/2003	Cadmium		ug/l	ND
PSBZ-11			06/25/2003	Calcium	75000	ug/l	
PSBZ-11			06/25/2003	Calcium	77000	ug/l	
PSBZ-11			06/25/2003	Carbon, organic	1.9	mg/l	
PSBZ-11			06/25/2003	Chloride	35.8	mg/l	J1,J3,J4
PSBZ-11			06/25/2003	Chromium		ug/l	ND
PSBZ-11			06/25/2003	Chromium		ug/l	ND
PSBZ-11			06/25/2003	Cobalt		ug/l	ND
PSBZ-11			06/25/2003	Cobalt		ug/l	ND
PSBZ-11			06/25/2003	Copper		ug/l	ND
PSBZ-11			06/25/2003	Copper		ug/l	ND
PSBZ-11			06/25/2003	Cyanide		mg/l	J1,J3,J4,ND
PSBZ-11			06/25/2003	Dissolved oxygen (DO)	6.47	mg/l	
PSBZ-11			06/25/2003	Fluorides	0.11	mg/l	
PSBZ-11			06/25/2003	Hardness, Ca + Mg	360000	ug/l	C
PSBZ-11			06/25/2003	Iron		ug/l	ND
PSBZ-11			06/25/2003	Iron	770	ug/l	
PSBZ-11			06/25/2003	Lead		ug/l	ND
PSBZ-11			06/25/2003	Lead		ug/l	ND
PSBZ-11			06/25/2003	Magnesium	40000	ug/l	
PSBZ-11			06/25/2003	Magnesium	41000	ug/l	
PSBZ-11			06/25/2003	Manganese	40	ug/l	
PSBZ-11			06/25/2003	Manganese	67	ug/l	
PSBZ-11			06/25/2003	Nickel		ug/l	ND
PSBZ-11			06/25/2003	Nickel		ug/l	ND
PSBZ-11			06/25/2003	Nitrogen, Nitrite (NO2) + Nitrate (NO3) as N	14.1	mg/l	J1,J3,J4
PSBZ-11			06/25/2003	pH	8.12	None	
PSBZ-11			06/25/2003	Phosphorus as P	0.02	mg/l	J1,J3,J4,Q
PSBZ-11			06/25/2003	Phosphorus as P	0.11	mg/l	J1,J3,J4,Q
PSBZ-11			06/25/2003	Potassium		ug/l	ND
PSBZ-11			06/25/2003	Potassium		ug/l	ND
PSBZ-11			06/25/2003	Silver		ug/l	ND
PSBZ-11			06/25/2003	Silver		ug/l	ND
PSBZ-11			06/25/2003	Sodium	12000	ug/l	
PSBZ-11			06/25/2003	Sodium	12000	ug/l	

StationCode	SampleDepth	SampleDepthUnits	CollectionDate	Analyte	Result	ResultUnits	Qualifier
PSBZ-11			06/25/2003	Solids, Dissolved	444	mg/l	J1,J3,J4
PSBZ-11			06/25/2003	Solids, suspended, volatile	15	mg/l	J1,J3,J4
PSBZ-11			06/25/2003	Solids, Total Suspended (TSS)	77	mg/l	J1,J3,J4
PSBZ-11			06/25/2003	Specific conductance	738	umho/cm	
PSBZ-11			06/25/2003	Strontium	62	ug/l	
PSBZ-11			06/25/2003	Strontium	64	ug/l	
PSBZ-11			06/25/2003	Sulfate		mg/l	J1,J3,J4,ND
PSBZ-11			06/25/2003	Temperature, air	28	deg C	
PSBZ-11			06/25/2003	Temperature, sample	1	deg C	
PSBZ-11			06/25/2003	Temperature, water	15.84	deg C	
PSBZ-11			06/25/2003	Turbidity	37	NTU	
PSBZ-11			06/25/2003	Vanadium		ug/l	ND
PSBZ-11			06/25/2003	Vanadium		ug/l	ND
PSBZ-11			06/25/2003	Zinc		ug/l	ND
PSBZ-11			06/25/2003	Zinc		ug/l	ND
PSB-01			06/25/2003	Alkalinity, total	278	mg/l	J1,J3,J4
PSB-01			06/25/2003	Aluminum	410	ug/l	
PSB-01			06/25/2003	Aluminum		ug/l	ND
PSB-01			06/25/2003	Arsenic	0.8	ug/l	
PSB-01			06/25/2003	Barium	63	ug/l	
PSB-01			06/25/2003	Barium	56	ug/l	
PSB-01			06/25/2003	Beryllium		ug/l	ND
PSB-01			06/25/2003	Beryllium		ug/l	ND
PSB-01			06/25/2003	Boron	14	ug/l	
PSB-01			06/25/2003	Boron		ug/l	ND
PSB-01			06/25/2003	Cadmium		ug/l	ND
PSB-01			06/25/2003	Cadmium		ug/l	ND
PSB-01			06/25/2003	Calcium	73000	ug/l	
PSB-01			06/25/2003	Calcium	71000	ug/l	
PSB-01			06/25/2003	Carbon, organic	2.4	mg/l	
PSB-01			06/25/2003	Chloride	29.3	mg/l	J1,J3,J4
PSB-01			06/25/2003	Chromium		ug/l	ND
PSB-01			06/25/2003	Chromium		ug/l	ND
PSB-01			06/25/2003	Cobalt		ug/l	ND
PSB-01			06/25/2003	Cobalt		ug/l	ND
PSB-01			06/25/2003	Copper		ug/l	ND
PSB-01			06/25/2003	Copper		ug/l	ND
PSB-01			06/25/2003	Cyanide		mg/l	J1,J3,J4,ND
PSB-01			06/25/2003	Dissolved oxygen (DO)	6.55	mg/l	
PSB-01			06/25/2003	Fluorides	0.13	mg/l	
PSB-01			06/25/2003	Hardness, Ca + Mg	339000	ug/l	C
PSB-01			06/25/2003	Iron	500	ug/l	
PSB-01			06/25/2003	Iron		ug/l	ND
PSB-01			06/25/2003	Lead		ug/l	ND
PSB-01			06/25/2003	Lead		ug/l	ND
PSB-01			06/25/2003	Magnesium	40000	ug/l	
PSB-01			06/25/2003	Magnesium	39000	ug/l	
PSB-01			06/25/2003	Manganese	74	ug/l	
PSB-01			06/25/2003	Manganese	43	ug/l	
PSB-01			06/25/2003	Nickel		ug/l	ND
PSB-01			06/25/2003	Nickel		ug/l	ND
PSB-01			06/25/2003	Nitrogen, Nitrite (NO2) + Nitrate (NO3) as N	8.22	mg/l	J1,J3,J4
PSB-01			06/25/2003	pH	8.03	None	
PSB-01			06/25/2003	Phosphorus as P	0.04	mg/l	J1,J3,J4,Q
PSB-01			06/25/2003	Phosphorus as P	0.09	mg/l	J1,J3,J4,Q
PSB-01			06/25/2003	Potassium		ug/l	ND
PSB-01			06/25/2003	Potassium		ug/l	ND
PSB-01			06/25/2003	Silver		ug/l	ND
PSB-01			06/25/2003	Silver		ug/l	ND
PSB-01			06/25/2003	Sodium	9600	ug/l	
PSB-01			06/25/2003	Sodium	9500	ug/l	
PSB-01			06/25/2003	Solids, Dissolved	408	mg/l	J1,J3,J4
PSB-01			06/25/2003	Solids, suspended, volatile	4	mg/l	J1,J3,J4
PSB-01			06/25/2003	Solids, Total Suspended (TSS)	23	mg/l	J1,J3,J4
PSB-01			06/25/2003	Specific conductance	676	umho/cm	

StationCode	SampleDepth	SampleDepthUnits	CollectionDate	Analyte	Result	ResultUnits	Qualifier
PSB-01			06/25/2003	Strontium	65	ug/l	
PSB-01			06/25/2003	Strontium	63	ug/l	
PSB-01			06/25/2003	Sulfate		mg/l	J1,J3,J4,ND
PSB-01			06/25/2003	Temperature, air	28	deg C	
PSB-01			06/25/2003	Temperature, sample	1	deg C	
PSB-01			06/25/2003	Temperature, water	23.03	deg C	
PSB-01			06/25/2003	Turbidity	21	NTU	
PSB-01			06/25/2003	Vanadium		ug/l	ND
PSB-01			06/25/2003	Vanadium		ug/l	ND
PSB-01			06/25/2003	Zinc		ug/l	ND
PSB-01			06/25/2003	Zinc		ug/l	ND
PSB-01			06/25/2003	Chlorophyll a, corrected for pheophytin	8.17	ug/l	J1,J3,J4
PSB-01			06/25/2003	Chlorophyll a, uncorrected for pheophytin	7.72	ug/l	J1,J3,J4
PSB-01			06/25/2003	Chlorophyll-b		ug/l	J1,J3,J4,ND
PSB-01			06/25/2003	Chlorophyll-c		ug/l	J1,J3,J4,ND
PSB-01			06/25/2003	Pheophytin-a		ug/l	J1,J3,J4,ND
PSBZ-11			06/25/2003	Chlorophyll a, corrected for pheophytin	4.52	ug/l	J1,J3,J4
PSBZ-11			06/25/2003	Chlorophyll a, uncorrected for pheophytin	6.79	ug/l	J1,J3,J4
PSBZ-11			06/25/2003	Chlorophyll-b	1.34	ug/l	J1,J3,J4
PSBZ-11			06/25/2003	Chlorophyll-c		ug/l	J1,J3,J4,ND
PSBZ-11			06/25/2003	Pheophytin-a	3.63	ug/l	J1,J3,J4
PT-01			06/24/2003	Chlorophyll a, corrected for pheophytin	3.96	ug/l	J1,J3,J4
PT-01			06/24/2003	Chlorophyll a, uncorrected for pheophytin	3.35	ug/l	J1,J3,J4
PT-01			06/24/2003	Chlorophyll-b		ug/l	J1,J3,J4,ND
PT-01			06/24/2003	Chlorophyll-c		ug/l	J1,J3,J4,ND
PT-01			06/24/2003	Pheophytin-a		ug/l	J1,J3,J4,ND
PSB-01			08/06/2003	Chlorophyll a, corrected for pheophytin	6.39	ug/l	J1,J3,J4
PSB-01			08/06/2003	Chlorophyll a, uncorrected for pheophytin	7.75	ug/l	J1,J3,J4
PSB-01			08/06/2003	Chlorophyll-b		ug/l	J1,J3,J4,ND
PSB-01			08/06/2003	Chlorophyll-c	1.15	ug/l	J1,J3,J4
PSB-01			08/06/2003	Pheophytin-a	1.86	ug/l	J1,J3,J4
PT-01			08/06/2003	Chlorophyll a, corrected for pheophytin	2.98	ug/l	J1,J3,J4
PT-01			08/06/2003	Chlorophyll a, uncorrected for pheophytin	2.55	ug/l	J1,J3,J4
PT-01			08/06/2003	Chlorophyll-b		ug/l	J1,J3,J4,ND
PT-01			08/06/2003	Chlorophyll-c		ug/l	J1,J3,J4,ND
PT-01			08/06/2003	Alkalinity, total	323	mg/l	J1,J3,J4
PT-01			08/06/2003	Aluminum		ug/l	ND
PT-01			08/06/2003	Aluminum		ug/l	ND
PT-01			08/06/2003	Arsenic	0.8	ug/l	
PT-01			08/06/2003	Barium	54	ug/l	
PT-01			08/06/2003	Barium	58	ug/l	
PT-01			08/06/2003	Beryllium		ug/l	ND
PT-01			08/06/2003	Beryllium		ug/l	ND
PT-01			08/06/2003	Boron	14	ug/l	
PT-01			08/06/2003	Boron	17	ug/l	
PT-01			08/06/2003	Cadmium		ug/l	ND
PT-01			08/06/2003	Cadmium		ug/l	ND
PT-01			08/06/2003	Calcium	78000	ug/l	
PT-01			08/06/2003	Calcium	79000	ug/l	
PT-01			08/06/2003	Carbon, organic	2	mg/l	
PT-01			08/06/2003	Chloride	22.9	mg/l	J1,J3,J4,Q
PT-01			08/06/2003	Chromium		ug/l	ND
PT-01			08/06/2003	Chromium		ug/l	ND
PT-01			08/06/2003	Cobalt		ug/l	ND
PT-01			08/06/2003	Cobalt		ug/l	ND
PT-01			08/06/2003	Copper		ug/l	ND
PT-01			08/06/2003	Copper		ug/l	ND
PT-01			08/06/2003	Cyanide		mg/l	J1,J3,J4,ND
PT-01			08/06/2003	Dissolved oxygen (DO)	11.68	mg/l	
PT-01			08/06/2003	Fluorides	0.16	mg/l	
PT-01			08/06/2003	Hardness, Ca + Mg	356000	ug/l	C
PT-01			08/06/2003	Iron		ug/l	ND
PT-01			08/06/2003	Iron	120	ug/l	
PT-01			08/06/2003	Lead		ug/l	ND
PT-01			08/06/2003	Lead		ug/l	ND

StationCode	SampleDepth	SampleDepthUnits	CollectionDate	Analyte	Result	ResultUnits	Qualifier
PT-01			08/06/2003	Magnesium	38000	ug/l	
PT-01			08/06/2003	Magnesium	39000	ug/l	
PT-01			08/06/2003	Manganese		ug/l	ND
PT-01			08/06/2003	Manganese	22	ug/l	
PT-01			08/06/2003	Nickel		ug/l	ND
PT-01			08/06/2003	Nickel		ug/l	ND
PT-01			08/06/2003	Nitrogen, Nitrite (NO2) + Nitrate (NO3) as N	3.72	mg/l	J1,J3,J4
PT-01			08/06/2003	pH	8.58	None	
PT-01			08/06/2003	Phosphorus as P	0.02	mg/l	J1,J3,J4
PT-01			08/06/2003	Phosphorus as P	0.03	mg/l	J1,J3,J4
PT-01			08/06/2003	Potassium		ug/l	ND
PT-01			08/06/2003	Potassium		ug/l	ND
PT-01			08/06/2003	Silver		ug/l	ND
PT-01			08/06/2003	Silver		ug/l	ND
PT-01			08/06/2003	Sodium	6900	ug/l	
PT-01			08/06/2003	Sodium	7000	ug/l	
PT-01			08/06/2003	Solids, Dissolved	388	mg/l	J1,J3,J4,Q
PT-01			08/06/2003	Solids, suspended, volatile	2	mg/l	J1,J3,J4
PT-01			08/06/2003	Solids, Total Suspended (TSS)	5	mg/l	J1,J3,J4
PT-01			08/06/2003	Specific conductance	641	umho/cm	
PT-01			08/06/2003	Strontium	69	ug/l	
PT-01			08/06/2003	Strontium	71	ug/l	
PT-01			08/06/2003	Sulfate	43.6	mg/l	J1,J3,J4
PT-01			08/06/2003	Temperature, air	28	deg C	
PT-01			08/06/2003	Temperature, sample	1	deg C	
PT-01			08/06/2003	Temperature, water	20.85	deg C	
PT-01			08/06/2003	Turbidity	4.5	NTU	
PT-01			08/06/2003	Vanadium		ug/l	ND
PT-01			08/06/2003	Vanadium		ug/l	ND
PT-01			08/06/2003	Zinc		ug/l	ND
PT-01			08/06/2003	Zinc		ug/l	ND
PSBZ-11			08/06/2003	Alkalinity, total	232	mg/l	J1,J3,J4
PSBZ-11			08/06/2003	Aluminum		ug/l	ND
PSBZ-11			08/06/2003	Aluminum	240	ug/l	
PSBZ-11			08/06/2003	Arsenic	0.5	ug/l	
PSBZ-11			08/06/2003	Barium	56	ug/l	
PSBZ-11			08/06/2003	Barium	59	ug/l	
PSBZ-11			08/06/2003	Beryllium		ug/l	ND
PSBZ-11			08/06/2003	Beryllium		ug/l	ND
PSBZ-11			08/06/2003	Boron	19	ug/l	
PSBZ-11			08/06/2003	Boron	16	ug/l	
PSBZ-11			08/06/2003	Cadmium		ug/l	ND
PSBZ-11			08/06/2003	Cadmium		ug/l	ND
PSBZ-11			08/06/2003	Calcium	74000	ug/l	
PSBZ-11			08/06/2003	Calcium	75000	ug/l	
PSBZ-11			08/06/2003	Carbon, organic	1.8	mg/l	
PSBZ-11			08/06/2003	Chloride	34	mg/l	J1,J3,J4,Q
PSBZ-11			08/06/2003	Chromium		ug/l	ND
PSBZ-11			08/06/2003	Chromium		ug/l	ND
PSBZ-11			08/06/2003	Cobalt		ug/l	ND
PSBZ-11			08/06/2003	Cobalt		ug/l	ND
PSBZ-11			08/06/2003	Copper		ug/l	ND
PSBZ-11			08/06/2003	Copper		ug/l	ND
PSBZ-11			08/06/2003	Cyanide	0.01	mg/l	J1,J3,J4
PSBZ-11			08/06/2003	Dissolved oxygen (DO)	9.05	mg/l	
PSBZ-11			08/06/2003	Fluorides	0.12	mg/l	
PSBZ-11			08/06/2003	Hardness, Ca + Mg	352000	ug/l	C
PSBZ-11			08/06/2003	Iron		ug/l	ND
PSBZ-11			08/06/2003	Iron	280	ug/l	
PSBZ-11			08/06/2003	Lead		ug/l	ND
PSBZ-11			08/06/2003	Lead		ug/l	ND
PSBZ-11			08/06/2003	Magnesium	40000	ug/l	
PSBZ-11			08/06/2003	Magnesium	40000	ug/l	
PSBZ-11			08/06/2003	Manganese	33	ug/l	
PSBZ-11			08/06/2003	Manganese	41	ug/l	

StationCode	SampleDepth	SampleDepthUnits	CollectionDate	Analyte	Result	ResultUnits	Qualifier
PSBZ-11			08/06/2003	Nickel		ug/l	ND
PSBZ-11			08/06/2003	Nickel		ug/l	ND
PSBZ-11			08/06/2003	Nitrogen, Nitrite (NO2) + Nitrate (NO3) as N	12.3	mg/l	J1,J3,J4
PSBZ-11			08/06/2003	pH	8.13	None	
PSBZ-11			08/06/2003	Phosphorus as P	0.01	mg/l	J1,J3,J4
PSBZ-11			08/06/2003	Phosphorus as P	0.03	mg/l	J1,J3,J4
PSBZ-11			08/06/2003	Potassium		ug/l	ND
PSBZ-11			08/06/2003	Potassium		ug/l	ND
PSBZ-11			08/06/2003	Silver		ug/l	ND
PSBZ-11			08/06/2003	Silver		ug/l	ND
PSBZ-11			08/06/2003	Sodium	11000	ug/l	
PSBZ-11			08/06/2003	Sodium	11000	ug/l	
PSBZ-11			08/06/2003	Solids, Dissolved	414	mg/l	J1,J3,J4,Q
PSBZ-11			08/06/2003	Solids, suspended, volatile	5	mg/l	J1,J3,J4
PSBZ-11			08/06/2003	Solids, Total Suspended (TSS)	17	mg/l	J1,J3,J4
PSBZ-11			08/06/2003	Specific conductance	688	umho/cm	
PSBZ-11			08/06/2003	Strontium	62	ug/l	
PSBZ-11			08/06/2003	Strontium	62	ug/l	
PSBZ-11			08/06/2003	Sulfate	13.8	mg/l	J1,J3,J4
PSBZ-11			08/06/2003	Temperature, air	25	deg C	
PSBZ-11			08/06/2003	Temperature, sample	1	deg C	
PSBZ-11			08/06/2003	Temperature, water	19.96	deg C	
PSBZ-11			08/06/2003	Turbidity	12	NTU	
PSBZ-11			08/06/2003	Vanadium		ug/l	ND
PSBZ-11			08/06/2003	Vanadium		ug/l	ND
PSBZ-11			08/06/2003	Zinc		ug/l	ND
PSBZ-11			08/06/2003	Zinc		ug/l	ND
PSB-01			08/06/2003	Alkalinity, total	207	mg/l	J1,J3,J4
PSB-01			08/06/2003	Aluminum		ug/l	ND
PSB-01			08/06/2003	Aluminum	380	ug/l	
PSB-01			08/06/2003	Arsenic	0.6	ug/l	
PSB-01			08/06/2003	Barium	55	ug/l	
PSB-01			08/06/2003	Barium	62	ug/l	
PSB-01			08/06/2003	Beryllium		ug/l	ND
PSB-01			08/06/2003	Beryllium		ug/l	ND
PSB-01			08/06/2003	Boron	14	ug/l	
PSB-01			08/06/2003	Boron	14	ug/l	
PSB-01			08/06/2003	Cadmium		ug/l	ND
PSB-01			08/06/2003	Cadmium		ug/l	ND
PSB-01			08/06/2003	Calcium	74000	ug/l	
PSB-01			08/06/2003	Calcium	77000	ug/l	
PSB-01			08/06/2003	Carbon, organic	1.8	mg/l	
PSB-01			08/06/2003	Chloride	30	mg/l	J1,J3,J4,Q
PSB-01			08/06/2003	Chromium		ug/l	ND
PSB-01			08/06/2003	Chromium		ug/l	ND
PSB-01			08/06/2003	Cobalt		ug/l	ND
PSB-01			08/06/2003	Cobalt		ug/l	ND
PSB-01			08/06/2003	Copper		ug/l	ND
PSB-01			08/06/2003	Copper		ug/l	ND
PSB-01			08/06/2003	Cyanide		mg/l	J1,J3,J4,ND
PSB-01			08/06/2003	Dissolved oxygen (DO)	7.8	mg/l	
PSB-01			08/06/2003	Fluorides	0.12	mg/l	
PSB-01			08/06/2003	Hardness, Ca + Mg	361000	ug/l	C
PSB-01			08/06/2003	Iron		ug/l	ND
PSB-01			08/06/2003	Iron	450	ug/l	
PSB-01			08/06/2003	Lead		ug/l	ND
PSB-01			08/06/2003	Lead		ug/l	ND
PSB-01			08/06/2003	Magnesium	39000	ug/l	
PSB-01			08/06/2003	Magnesium	41000	ug/l	
PSB-01			08/06/2003	Manganese	46	ug/l	
PSB-01			08/06/2003	Manganese	72	ug/l	
PSB-01			08/06/2003	Nickel		ug/l	ND
PSB-01			08/06/2003	Nickel		ug/l	ND
PSB-01			08/06/2003	Nitrogen, Nitrite (NO2) + Nitrate (NO3) as N	9.57	mg/l	J1,J3,J4
PSB-01			08/06/2003	pH	8.37	None	

StationCode	SampleDepth	SampleDepthUnits	CollectionDate	Analyte	Result	ResultUnits	Qualifier
PSB-01			08/06/2003	Phosphorus as P	0.03	mg/l	J1,J3,J4
PSB-01			08/06/2003	Phosphorus as P	0.06	mg/l	J1,J3,J4
PSB-01			08/06/2003	Potassium		ug/l	ND
PSB-01			08/06/2003	Potassium		ug/l	ND
PSB-01			08/06/2003	Silver		ug/l	ND
PSB-01			08/06/2003	Silver		ug/l	ND
PSB-01			08/06/2003	Sodium	10000	ug/l	
PSB-01			08/06/2003	Sodium	10000	ug/l	
PSB-01			08/06/2003	Solids, Dissolved	401	mg/l	J1,J3,J4,Q
PSB-01			08/06/2003	Solids, suspended, volatile	7	mg/l	J1,J3,J4
PSB-01			08/06/2003	Solids, Total Suspended (TSS)	26	mg/l	J1,J3,J4
PSB-01			08/06/2003	Specific conductance	674	umho/cm	
PSB-01			08/06/2003	Strontium	62	ug/l	
PSB-01			08/06/2003	Strontium	65	ug/l	
PSB-01			08/06/2003	Sulfate	15.7	mg/l	J1,J3,J4
PSB-01			08/06/2003	Temperature, air	21	deg C	
PSB-01			08/06/2003	Temperature, sample	1	deg C	
PSB-01			08/06/2003	Temperature, water	18.9	deg C	
PSB-01			08/06/2003	Turbidity	20	NTU	
PSB-01			08/06/2003	Vanadium		ug/l	ND
PSB-01			08/06/2003	Vanadium		ug/l	ND
PSB-01			08/06/2003	Zinc		ug/l	ND
PSB-01			08/06/2003	Zinc		ug/l	ND
PSBZ-11			09/24/2003	Alkalinity, total	256	mg/l	J1,J3,J4
PSBZ-11			09/24/2003	Aluminum	360	ug/l	
PSBZ-11			09/24/2003	Aluminum		ug/l	ND
PSBZ-11			09/24/2003	Arsenic		ug/l	ND
PSBZ-11			09/24/2003	Barium	47	ug/l	
PSBZ-11			09/24/2003	Barium	45	ug/l	
PSBZ-11			09/24/2003	Beryllium		ug/l	ND
PSBZ-11			09/24/2003	Beryllium		ug/l	ND
PSBZ-11			09/24/2003	Boron	11	ug/l	
PSBZ-11			09/24/2003	Boron	11	ug/l	
PSBZ-11			09/24/2003	Cadmium		ug/l	ND
PSBZ-11			09/24/2003	Cadmium		ug/l	ND
PSBZ-11			09/24/2003	Calcium	78000	ug/l	
PSBZ-11			09/24/2003	Calcium	80000	ug/l	
PSBZ-11			09/24/2003	Carbon, organic	1.2	mg/l	
PSBZ-11			09/24/2003	Chloride	33.3	mg/l	J1,J3,J4
PSBZ-11			09/24/2003	Chromium		ug/l	ND
PSBZ-11			09/24/2003	Chromium		ug/l	ND
PSBZ-11			09/24/2003	Cobalt		ug/l	ND
PSBZ-11			09/24/2003	Cobalt		ug/l	ND
PSBZ-11			09/24/2003	Copper		ug/l	ND
PSBZ-11			09/24/2003	Copper		ug/l	ND
PSBZ-11			09/24/2003	Cyanide		mg/l	J1,J3,J4,ND
PSBZ-11			09/24/2003	Dissolved oxygen (DO)	8.43	mg/l	
PSBZ-11			09/24/2003	Fluorides	0.12	mg/l	
PSBZ-11			09/24/2003	Hardness, Ca + Mg	373000	ug/l	C
PSBZ-11			09/24/2003	Iron	320	ug/l	
PSBZ-11			09/24/2003	Iron		ug/l	ND
PSBZ-11			09/24/2003	Lead		ug/l	ND
PSBZ-11			09/24/2003	Lead		ug/l	ND
PSBZ-11			09/24/2003	Magnesium	41000	ug/l	
PSBZ-11			09/24/2003	Magnesium	42000	ug/l	
PSBZ-11			09/24/2003	Manganese	31	ug/l	
PSBZ-11			09/24/2003	Manganese	21	ug/l	
PSBZ-11			09/24/2003	Nickel		ug/l	ND
PSBZ-11			09/24/2003	Nickel		ug/l	ND
PSBZ-11			09/24/2003	Nitrogen, Nitrite (NO2) + Nitrate (NO3) as N	14.3	mg/l	J1,J3,J4
PSBZ-11			09/24/2003	pH	8.14	None	
PSBZ-11			09/24/2003	Phosphorus as P	0.02	mg/l	J1,J3,J4
PSBZ-11			09/24/2003	Phosphorus as P	0.04	mg/l	J1,J3,J4
PSBZ-11			09/24/2003	Potassium	1600	ug/l	
PSBZ-11			09/24/2003	Potassium		ug/l	ND

StationCode	SampleDepth	SampleDepthUnits	CollectionDate	Analyte	Result	ResultUnits	Qualifier
PSBZ-11			09/24/2003	Silver	4	ug/l	
PSBZ-11			09/24/2003	Silver		ug/l	ND
PSBZ-11			09/24/2003	Sodium	12000	ug/l	
PSBZ-11			09/24/2003	Sodium	12000	ug/l	
PSBZ-11			09/24/2003	Solids, Dissolved	431	mg/l	J1,J3,J4
PSBZ-11			09/24/2003	Solids, suspended, volatile	5	mg/l	J1,J3,J4
PSBZ-11			09/24/2003	Solids, Total Suspended (TSS)	21	mg/l	J1,J3,J4
PSBZ-11			09/24/2003	Specific conductance	714	umho/cm	
PSBZ-11			09/24/2003	Strontium	63	ug/l	
PSBZ-11			09/24/2003	Strontium	65	ug/l	
PSBZ-11			09/24/2003	Sulfate	11.6	mg/l	J1,J3,J4
PSBZ-11			09/24/2003	Temperature, air	19	deg C	
PSBZ-11			09/24/2003	Temperature, sample	2	deg C	
PSBZ-11			09/24/2003	Temperature, water	12.99	deg C	
PSBZ-11			09/24/2003	Turbidity	15	NTU	
PSBZ-11			09/24/2003	Vanadium		ug/l	ND
PSBZ-11			09/24/2003	Vanadium		ug/l	ND
PSBZ-11			09/24/2003	Zinc		ug/l	ND
PSBZ-11			09/24/2003	Zinc		ug/l	ND
PT-01			09/24/2003	Alkalinity, total	284	mg/l	J1,J3,J4
PT-01			09/24/2003	Aluminum		ug/l	ND
PT-01			09/24/2003	Aluminum		ug/l	ND
PT-01			09/24/2003	Arsenic	0.6	ug/l	
PT-01			09/24/2003	Barium	43	ug/l	
PT-01			09/24/2003	Barium	45	ug/l	
PT-01			09/24/2003	Beryllium		ug/l	ND
PT-01			09/24/2003	Beryllium		ug/l	ND
PT-01			09/24/2003	Boron	15	ug/l	
PT-01			09/24/2003	Boron	20	ug/l	
PT-01			09/24/2003	Cadmium		ug/l	ND
PT-01			09/24/2003	Cadmium		ug/l	ND
PT-01			09/24/2003	Calcium	80000	ug/l	
PT-01			09/24/2003	Calcium	82000	ug/l	
PT-01			09/24/2003	Carbon, organic	2	mg/l	
PT-01			09/24/2003	Chloride	18	mg/l	J1,J3,J4
PT-01			09/24/2003	Chromium		ug/l	ND
PT-01			09/24/2003	Chromium		ug/l	ND
PT-01			09/24/2003	Cobalt		ug/l	ND
PT-01			09/24/2003	Cobalt		ug/l	ND
PT-01			09/24/2003	Copper		ug/l	ND
PT-01			09/24/2003	Copper		ug/l	ND
PT-01			09/24/2003	Cyanide		mg/l	J1,J3,J4,ND
PT-01			09/24/2003	Dissolved oxygen (DO)	10.47	mg/l	
PT-01			09/24/2003	Fluorides	0.15	mg/l	
PT-01			09/24/2003	Hardness, Ca + Mg	365000	ug/l	C
PT-01			09/24/2003	Iron		ug/l	ND
PT-01			09/24/2003	Iron	84	ug/l	
PT-01			09/24/2003	Lead		ug/l	ND
PT-01			09/24/2003	Lead		ug/l	ND
PT-01			09/24/2003	Magnesium	38000	ug/l	
PT-01			09/24/2003	Magnesium	39000	ug/l	
PT-01			09/24/2003	Manganese		ug/l	ND
PT-01			09/24/2003	Manganese	19	ug/l	
PT-01			09/24/2003	Nickel		ug/l	ND
PT-01			09/24/2003	Nickel		ug/l	ND
PT-01			09/24/2003	Nitrogen, Nitrite (NO2) + Nitrate (NO3) as N	3.41	mg/l	J1,J3,J4
PT-01			09/24/2003	pH	8.47	None	
PT-01			09/24/2003	Phosphorus as P	0.03	mg/l	J1,J3,J4
PT-01			09/24/2003	Phosphorus as P	0.03	mg/l	J1,J3,J4
PT-01			09/24/2003	Potassium	2700	ug/l	
PT-01			09/24/2003	Potassium	1900	ug/l	
PT-01			09/24/2003	Silver	4	ug/l	
PT-01			09/24/2003	Silver		ug/l	ND
PT-01			09/24/2003	Sodium	6100	ug/l	
PT-01			09/24/2003	Sodium	6300	ug/l	

StationCode	SampleDepth	SampleDepthUnits	CollectionDate	Analyte	Result	ResultUnits	Qualifier
PT-01			09/24/2003	Solids, Dissolved	400	mg/l	J1,J3,J4
PT-01			09/24/2003	Solids, suspended, volatile	2	mg/l	J1,J3,J4
PT-01			09/24/2003	Solids, Total Suspended (TSS)	2	mg/l	J1,J3,J4
PT-01			09/24/2003	Specific conductance	660	umho/cm	
PT-01			09/24/2003	Strontium	69	ug/l	
PT-01			09/24/2003	Strontium	71	ug/l	
PT-01			09/24/2003	Sulfate	43.7	mg/l	J1,J3,J4
PT-01			09/24/2003	Temperature, air	19	deg C	
PT-01			09/24/2003	Temperature, sample	2	deg C	
PT-01			09/24/2003	Temperature, water	13.74	deg C	
PT-01			09/24/2003	Turbidity	4.2	NTU	
PT-01			09/24/2003	Vanadium		ug/l	ND
PT-01			09/24/2003	Vanadium		ug/l	ND
PT-01			09/24/2003	Zinc		ug/l	ND
PT-01			09/24/2003	Zinc		ug/l	ND
PSB-01			09/24/2003	Alkalinity, total	273	mg/l	J1,J3,J4
PSB-01			09/24/2003	Aluminum		ug/l	ND
PSB-01			09/24/2003	Aluminum	200	ug/l	
PSB-01			09/24/2003	Arsenic	0.9	ug/l	
PSB-01			09/24/2003	Barium	57	ug/l	
PSB-01			09/24/2003	Barium	60	ug/l	
PSB-01			09/24/2003	Beryllium		ug/l	ND
PSB-01			09/24/2003	Beryllium		ug/l	ND
PSB-01			09/24/2003	Boron	11	ug/l	
PSB-01			09/24/2003	Boron	16	ug/l	
PSB-01			09/24/2003	Cadmium		ug/l	ND
PSB-01			09/24/2003	Cadmium		ug/l	ND
PSB-01			09/24/2003	Calcium	73000	ug/l	
PSB-01			09/24/2003	Calcium	73000	ug/l	
PSB-01			09/24/2003	Carbon, organic	2.8	mg/l	
PSB-01			09/24/2003	Chloride	30.9	mg/l	J1,J3,J4
PSB-01			09/24/2003	Chromium		ug/l	ND
PSB-01			09/24/2003	Chromium		ug/l	ND
PSB-01			09/24/2003	Cobalt		ug/l	ND
PSB-01			09/24/2003	Cobalt		ug/l	ND
PSB-01			09/24/2003	Copper		ug/l	ND
PSB-01			09/24/2003	Copper		ug/l	ND
PSB-01			09/24/2003	Cyanide		mg/l	J1,J3,J4,ND
PSB-01			09/24/2003	Dissolved oxygen (DO)	10.1	mg/l	
PSB-01			09/24/2003	Fluorides	0.13	mg/l	
PSB-01			09/24/2003	Hardness, Ca + Mg	346000	ug/l	C
PSB-01			09/24/2003	Iron		ug/l	ND
PSB-01			09/24/2003	Iron	230	ug/l	
PSB-01			09/24/2003	Lead		ug/l	ND
PSB-01			09/24/2003	Lead		ug/l	ND
PSB-01			09/24/2003	Magnesium	40000	ug/l	
PSB-01			09/24/2003	Magnesium	40000	ug/l	
PSB-01			09/24/2003	Manganese	38	ug/l	
PSB-01			09/24/2003	Manganese	51	ug/l	
PSB-01			09/24/2003	Nickel		ug/l	ND
PSB-01			09/24/2003	Nickel		ug/l	ND
PSB-01			09/24/2003	Nitrogen, Nitrite (NO2) + Nitrate (NO3) as N	6.42	mg/l	J1,J3,J4
PSB-01			09/24/2003	pH	8.29	None	
PSB-01			09/24/2003	Phosphorus as P	0.04	mg/l	J1,J3,J4
PSB-01			09/24/2003	Phosphorus as P	0.06	mg/l	J1,J3,J4
PSB-01			09/24/2003	Potassium	2200	ug/l	
PSB-01			09/24/2003	Potassium		ug/l	ND
PSB-01			09/24/2003	Silver		ug/l	ND
PSB-01			09/24/2003	Silver	4	ug/l	
PSB-01			09/24/2003	Sodium	11000	ug/l	
PSB-01			09/24/2003	Sodium	11000	ug/l	
PSB-01			09/24/2003	Solids, Dissolved	403	mg/l	J1,J3,J4
PSB-01			09/24/2003	Solids, suspended, volatile	4	mg/l	J1,J3,J4
PSB-01			09/24/2003	Solids, Total Suspended (TSS)	10	mg/l	J1,J3,J4
PSB-01			09/24/2003	Specific conductance	660	umho/cm	

StationCode	SampleDepth	SampleDepthUnits	CollectionDate	Analyte	Result	ResultUnits	Qualifier
PSB-01			09/24/2003	Strontium	63	ug/l	
PSB-01			09/24/2003	Strontium	63	ug/l	
PSB-01			09/24/2003	Sulfate	11.8	mg/l	J1,J3,J4
PSB-01			09/24/2003	Temperature, air	22	deg C	
PSB-01			09/24/2003	Temperature, sample	6	deg C	
PSB-01			09/24/2003	Temperature, water	16.83	deg C	
PSB-01			09/24/2003	Turbidity	8.5	NTU	
PSB-01			09/24/2003	Vanadium		ug/l	ND
PSB-01			09/24/2003	Vanadium		ug/l	ND
PSB-01			09/24/2003	Zinc		ug/l	ND
PSB-01			09/24/2003	Zinc		ug/l	ND
PT-01			09/24/2003	Chlorophyll a, corrected for pheophytin	2.32	ug/l	J1,J3,J4
PT-01			09/24/2003	Chlorophyll a, uncorrected for pheophytin	1.04	ug/l	J1,J3,J4
PT-01			09/24/2003	Chlorophyll-b		ug/l	J1,J3,J4,ND
PT-01			09/24/2003	Chlorophyll-c		ug/l	J1,J3,J4,ND
PT-01			09/24/2003	Pheophytin-a		ug/l	J1,J3,J4,ND
PSBZ-11			09/24/2003	Chlorophyll a, corrected for pheophytin	2.83	ug/l	J1,J3,J4
PSBZ-11			09/24/2003	Chlorophyll a, uncorrected for pheophytin	1.48	ug/l	J1,J3,J4
PSBZ-11			09/24/2003	Chlorophyll-b		ug/l	J1,J3,J4,ND
PSBZ-11			09/24/2003	Chlorophyll-c		ug/l	J1,J3,J4,ND
PSBZ-11			09/24/2003	Pheophytin-a		ug/l	J1,J3,J4,ND
PSB-01			09/24/2003	Chlorophyll a, corrected for pheophytin		ug/l	J1,J3,J4,ND
PSB-01			09/24/2003	Chlorophyll a, uncorrected for pheophytin	3.78	ug/l	J1,J3,J4
PSB-01			09/24/2003	Chlorophyll-b		ug/l	J1,J3,J4,ND
PSB-01			09/24/2003	Chlorophyll-c		ug/l	J1,J3,J4,ND
PSB-01			09/24/2003	Pheophytin-a	5.59	ug/l	J1,J3,J4
RPC-1	19	ft	10/24/2001	pH	8.39	None	
RPC-1	19	ft	10/24/2001	Alkalinity, Carbonate as CaCO3	15	mg/l	
RPC-1	19	ft	10/24/2001	Specific conductance	481	umho/cm	
RPC-1	19	ft	10/24/2001	Depth, bottom	21	ft	
RPC-1	19	ft	10/24/2001	Nitrogen, ammonia (NH3) as NH3	0.07	mg/l	
RPC-1	19	ft	10/24/2001	Nitrogen, Kjeldahl	1.83	mg/l	
RPC-1	19	ft	10/24/2001	Nitrogen, Nitrite (NO2) + Nitrate (NO3) as N	0.08	mg/l	
RPC-1	19	ft	10/24/2001	Depth, Secchi Disk Depth	36	in	
RPC-1	19	ft	10/24/2001	Solids, Total Suspended (TSS)	7	mg/l	
RPC-1	19	ft	10/24/2001	Turbidity	25.4	NTU	
RPC-1	19	ft	10/24/2001	Depth	1	ft	
RPC-1	19	ft	10/24/2001	Phosphorus as P	0.014	mg/l	
RPC-1	19	ft	10/24/2001	Phosphorus as P	0.073	mg/l	
RPC-1	19	ft	10/24/2001	Solids, Volatile	6	mg/l	
RPC-1	19	ft	10/24/2001	Alkalinity, Total (total hydroxide+carbonate+bicarbonate)	195	mg/l	
RPC-1	3	ft	10/24/2001	pH	8.2	None	
RPC-1	3	ft	10/24/2001	Alkalinity, Carbonate as CaCO3	15	mg/l	
RPC-1	3	ft	10/24/2001	Specific conductance	491	umho/cm	
RPC-1	3	ft	10/24/2001	Depth, bottom	21	ft	
RPC-1	3	ft	10/24/2001	Nitrogen, ammonia (NH3) as NH3	0.22	mg/l	
RPC-1	3	ft	10/24/2001	Nitrogen, Kjeldahl	1.73	mg/l	
RPC-1	3	ft	10/24/2001	Nitrogen, Nitrite (NO2) + Nitrate (NO3) as N	0.08	mg/l	
RPC-1	3	ft	10/24/2001	Solids, Total Suspended (TSS)	9	mg/l	
RPC-1	3	ft	10/24/2001	Turbidity	23.4	NTU	
RPC-1	3	ft	10/24/2001	Depth	19	ft	
RPC-1	3	ft	10/24/2001	Phosphorus as P	0.012	mg/l	
RPC-1	3	ft	10/24/2001	Phosphorus as P	0.062	mg/l	
RPC-1	3	ft	10/24/2001	Solids, Volatile	6	mg/l	
RPC-1	3	ft	10/24/2001	Alkalinity, Total (total hydroxide+carbonate+bicarbonate)	205	mg/l	
RPC-1	1	ft	10/24/2001	Chlorophyll (a+b+c)	350	ug/l	
RPC-1	1	ft	10/24/2001	Chlorophyll a, uncorrected for pheophytin	33.3	ug/l	
RPC-1	1	ft	10/24/2001	Chlorophyll-b	1.67	ug/l	
RPC-1	1	ft	10/24/2001	Chlorophyll-c	4.2	ug/l	
RPC-1	1	ft	10/24/2001	Pheophytin-a	5.22	ug/l	
RPC-1	1	ft	10/24/2001	Depth	6	ft	
RPC-1	1	ft	10/24/2001	Chlorophyll a, corrected for pheophytin	29.2	ug/l	
RPC-1	25	ft	09/17/2001	pH	8.54	None	
RPC-1	25	ft	09/17/2001	Alkalinity, Carbonate as CaCO3	20	mg/l	
RPC-1	25	ft	09/17/2001	Specific conductance	482	umho/cm	

StationCode	SampleDepth	SampleDepthUnits	CollectionDate	Analyte	Result	ResultUnits	Qualifier
RPC-1	25	ft	09/17/2001	Depth, bottom	27	ft	
RPC-1	25	ft	09/17/2001	Nitrogen, ammonia (NH3) as NH3			
RPC-1	25	ft	09/17/2001	Nitrogen, Kjeldahl	1.4	mg/l	
RPC-1	25	ft	09/17/2001	Nitrogen, Nitrite (NO2) + Nitrate (NO3) as N			
RPC-1	25	ft	09/17/2001	Depth, Secchi Disk Depth	26	in	
RPC-1	25	ft	09/17/2001	Solids, Total Suspended (TSS)	10	mg/l	
RPC-1	25	ft	09/17/2001	Turbidity	8.71	NTU	
RPC-1	25	ft	09/17/2001	Depth	1	ft	
RPC-1	25	ft	09/17/2001	Phosphorus as P	0.034	mg/l	
RPC-1	25	ft	09/17/2001	Phosphorus as P	0.111	mg/l	
RPC-1	25	ft	09/17/2001	Solids, Volatile	8	mg/l	
RPC-1	25	ft	09/17/2001	Alkalinity, Total (total hydroxide+carbonate+bicarbonate)	180	mg/l	
RPC-1	3	ft	09/17/2001	pH	6.75	None	
RPC-1	3	ft	09/17/2001	Alkalinity, Carbonate as CaCO3	0	mg/l	
RPC-1	3	ft	09/17/2001	Specific conductance	731	umho/cm	
RPC-1	3	ft	09/17/2001	Depth, bottom	27	ft	
RPC-1	3	ft	09/17/2001	Nitrogen, ammonia (NH3) as NH3	13	mg/l	
RPC-1	3	ft	09/17/2001	Nitrogen, Kjeldahl	13	mg/l	
RPC-1	3	ft	09/17/2001	Nitrogen, Nitrite (NO2) + Nitrate (NO3) as N	0.04	mg/l	
RPC-1	3	ft	09/17/2001	Solids, Total Suspended (TSS)	22	mg/l	
RPC-1	3	ft	09/17/2001	Turbidity	42.8	NTU	
RPC-1	3	ft	09/17/2001	Depth	25	ft	
RPC-1	3	ft	09/17/2001	Phosphorus as P	2.056	mg/l	
RPC-1	3	ft	09/17/2001	Phosphorus as P	2.142	mg/l	
RPC-1	3	ft	09/17/2001	Solids, Volatile	9	mg/l	
RPC-1	3	ft	09/17/2001	Alkalinity, Total (total hydroxide+carbonate+bicarbonate)	300	mg/l	
RPC-1	1	ft	07/20/2001	pH	6.7	None	
RPC-1	1	ft	07/20/2001	Alkalinity, Carbonate as CaCO3	0	mg/l	
RPC-1	1	ft	07/20/2001	Specific conductance	617	umho/cm	
RPC-1	1	ft	07/20/2001	Depth, bottom	28	ft	
RPC-1	1	ft	07/20/2001	Nitrogen, ammonia (NH3) as NH3	3.8	mg/l	
RPC-1	1	ft	07/20/2001	Nitrogen, Kjeldahl	6.2	mg/l	
RPC-1	1	ft	07/20/2001	Nitrogen, Nitrite (NO2) + Nitrate (NO3) as N	0.04	mg/l	
RPC-1	1	ft	07/20/2001	Solids, Total Suspended (TSS)	6	mg/l	
RPC-1	1	ft	07/20/2001	Depth	26	ft	
RPC-1	1	ft	07/20/2001	Phosphorus as P	0.548	mg/l	
RPC-1	1	ft	07/20/2001	Phosphorus as P	0.584	mg/l	
RPC-1	1	ft	07/20/2001	Solids, Volatile	4	mg/l	
RPC-1	1	ft	07/20/2001	Alkalinity, Total (total hydroxide+carbonate+bicarbonate)	350	mg/l	
RPC-1	7	ft	07/20/2001	pH	8.72	None	
RPC-1	7	ft	07/20/2001	Alkalinity, Carbonate as CaCO3	20	mg/l	
RPC-1	7	ft	07/20/2001	Specific conductance	458	umho/cm	
RPC-1	7	ft	07/20/2001	Depth, bottom	28	ft	
RPC-1	7	ft	07/20/2001	Nitrogen, ammonia (NH3) as NH3			
RPC-1	7	ft	07/20/2001	Nitrogen, Kjeldahl	0.8	mg/l	
RPC-1	7	ft	07/20/2001	Nitrogen, Nitrite (NO2) + Nitrate (NO3) as N	0.71	mg/l	
RPC-1	7	ft	07/20/2001	Depth, Secchi Disk Depth	40	in	
RPC-1	7	ft	07/20/2001	Solids, Total Suspended (TSS)	8	mg/l	
RPC-1	7	ft	07/20/2001	Depth	1	ft	
RPC-1	7	ft	07/20/2001	Phosphorus as P	0.007	mg/l	
RPC-1	7	ft	07/20/2001	Phosphorus as P	0.037	mg/l	
RPC-1	7	ft	07/20/2001	Solids, Volatile	5	mg/l	
RPC-1	7	ft	07/20/2001	Alkalinity, Total (total hydroxide+carbonate+bicarbonate)	160	mg/l	
RPC-1	6	ft	07/20/2001	Chlorophyll (a+b+c)	350	ug/l	
RPC-1	6	ft	07/20/2001	Chlorophyll a, uncorrected for pheophytin	35.7	ug/l	
RPC-1	6	ft	07/20/2001	Chlorophyll-b	0	ug/l	
RPC-1	6	ft	07/20/2001	Chlorophyll-c	6.07	ug/l	
RPC-1	6	ft	07/20/2001	Pheophytin-a	0	ug/l	
RPC-1	6	ft	07/20/2001	Depth	7	ft	
RPC-1	6	ft	07/20/2001	Chlorophyll a, corrected for pheophytin	35.2	ug/l	
RPC-1	1	ft	06/21/2001	Chlorophyll (a+b+c)	940	ug/l	
RPC-1	1	ft	06/21/2001	Chlorophyll a, uncorrected for pheophytin	6.69	ug/l	
RPC-1	1	ft	06/21/2001	Chlorophyll-b	1.28	ug/l	
RPC-1	1	ft	06/21/2001	Chlorophyll-c	0.85	ug/l	
RPC-1	1	ft	06/21/2001	Pheophytin-a	0.74	ug/l	

StationCode	SampleDepth	SampleDepthUnits	CollectionDate	Analyte	Result	ResultUnits	Qualifier
RPC-1	1	ft	06/21/2001	Depth	28	ft	
RPC-1	1	ft	06/21/2001	Chlorophyll a, corrected for pheophytin	6.11	ug/l	
RPC-1	1	ft	05/18/2001	Chlorophyll (a+b+c)	830	ug/l	
RPC-1	1	ft	05/18/2001	Chlorophyll a, uncorrected for pheophytin	24.2	ug/l	
RPC-1	1	ft	05/18/2001	Chlorophyll-b	1.08	ug/l	
RPC-1	1	ft	05/18/2001	Chlorophyll-c	3.72	ug/l	
RPC-1	1	ft	05/18/2001	Pheophytin-a	0.2	ug/l	
RPC-1	1	ft	05/18/2001	Depth	6	ft	
RPC-1	1	ft	05/18/2001	Chlorophyll a, corrected for pheophytin	23.3	ug/l	
RPC-1	27	ft	05/18/2001	pH	8.18	None	
RPC-1	27	ft	05/18/2001	Alkalinity, Carbonate as CaCO3	5	mg/l	
RPC-1	27	ft	05/18/2001	Specific conductance	541	umho/cm	
RPC-1	27	ft	05/18/2001	Depth, bottom	29	ft	
RPC-1	27	ft	05/18/2001	Nitrogen, Kjeldahl	0.8	mg/l	
RPC-1	27	ft	05/18/2001	Nitrogen, Nitrite (NO2) + Nitrate (NO3) as N	2.5	mg/l	
RPC-1	27	ft	05/18/2001	Depth, Secchi Disk Depth	36	in	
RPC-1	27	ft	05/18/2001	Solids, Total Suspended (TSS)	9	mg/l	
RPC-1	27	ft	05/18/2001	Turbidity	5	NTU	
RPC-1	27	ft	05/18/2001	Depth	1	ft	
RPC-1	27	ft	05/18/2001	Phosphorus as P	0.032	mg/l	
RPC-1	27	ft	05/18/2001	Phosphorus as P	0.119	mg/l	
RPC-1	27	ft	05/18/2001	Solids, Volatile	4	mg/l	
RPC-1	27	ft	05/18/2001	Alkalinity, Total (total hydroxide+carbonate+bicarbonate)	260	mg/l	
RPC-1	2	ft	05/18/2001	pH	7.47	None	
RPC-1	2	ft	05/18/2001	Alkalinity, Carbonate as CaCO3	0	mg/l	
RPC-1	2	ft	05/18/2001	Specific conductance	589	umho/cm	
RPC-1	2	ft	05/18/2001	Depth, bottom	29	ft	
RPC-1	2	ft	05/18/2001	Nitrogen, ammonia (NH3) as NH3	0.23	mg/l	
RPC-1	2	ft	05/18/2001	Nitrogen, Kjeldahl	2.27	mg/l	
RPC-1	2	ft	05/18/2001	Nitrogen, Nitrite (NO2) + Nitrate (NO3) as N	1.31	mg/l	
RPC-1	2	ft	05/18/2001	Solids, Total Suspended (TSS)	8	mg/l	
RPC-1	2	ft	05/18/2001	Depth	27	ft	
RPC-1	2	ft	05/18/2001	Phosphorus as P	0.178	mg/l	
RPC-1	2	ft	05/18/2001	Phosphorus as P	0.01	mg/l	
RPC-1	2	ft	05/18/2001	Solids, Volatile	2	mg/l	
RPC-1	2	ft	05/18/2001	Alkalinity, Total (total hydroxide+carbonate+bicarbonate)	285	mg/l	
RPC-1	28	ft	06/21/2001	Alkalinity, Carbonate as CaCO3	5	mg/l	
RPC-1	28	ft	06/21/2001	Depth, bottom	30	ft	
RPC-1	28	ft	06/21/2001	Nitrogen, ammonia (NH3) as NH3	0.05	mg/l	
RPC-1	28	ft	06/21/2001	Nitrogen, Kjeldahl	0.69	mg/l	
RPC-1	28	ft	06/21/2001	Nitrogen, Nitrite (NO2) + Nitrate (NO3) as N	2.3	mg/l	
RPC-1	28	ft	06/21/2001	Depth, Secchi Disk Depth	180	in	
RPC-1	28	ft	06/21/2001	Solids, Total Suspended (TSS)	2	mg/l	
RPC-1	28	ft	06/21/2001	Depth	1	ft	
RPC-1	28	ft	06/21/2001	Phosphorus as P	0.004	mg/l	
RPC-1	28	ft	06/21/2001	Phosphorus as P	0.012	mg/l	
RPC-1	28	ft	06/21/2001	Solids, Volatile	1	mg/l	
RPC-1	28	ft	06/21/2001	Alkalinity, Total (total hydroxide+carbonate+bicarbonate)	205	mg/l	
RPC-1	19	ft	06/21/2001	Alkalinity, Carbonate as CaCO3	0	mg/l	
RPC-1	19	ft	06/21/2001	Depth, bottom	30	ft	
RPC-1	19	ft	06/21/2001	Nitrogen, ammonia (NH3) as NH3	3.3	mg/l	
RPC-1	19	ft	06/21/2001	Nitrogen, Kjeldahl	3.49	mg/l	
RPC-1	19	ft	06/21/2001	Nitrogen, Nitrite (NO2) + Nitrate (NO3) as N	0.26	mg/l	
RPC-1	19	ft	06/21/2001	Solids, Total Suspended (TSS)	10	mg/l	
RPC-1	19	ft	06/21/2001	Depth	28	ft	
RPC-1	19	ft	06/21/2001	Phosphorus as P	0.478	mg/l	
RPC-1	19	ft	06/21/2001	Phosphorus as P	0.429	mg/l	
RPC-1	19	ft	06/21/2001	Solids, Volatile	6	mg/l	
RPC-1	19	ft	06/21/2001	Alkalinity, Total (total hydroxide+carbonate+bicarbonate)	290	mg/l	
RPC-2	1	ft	10/24/2001	pH	8.41	None	
RPC-2	1	ft	10/24/2001	Alkalinity, Carbonate as CaCO3	10	mg/l	
RPC-2	1	ft	10/24/2001	Specific conductance	485	umho/cm	
RPC-2	1	ft	10/24/2001	Depth, bottom	12	ft	
RPC-2	1	ft	10/24/2001	Nitrogen, ammonia (NH3) as NH3	0.12	mg/l	
RPC-3	1	ft	07/20/2001	Depth, bottom	7	ft	

StationCode	SampleDepth	SampleDepthUnits	CollectionDate	Analyte	Result	ResultUnits	Qualifier
RPC-3	1	ft	07/20/2001	Nitrogen, ammonia (NH3) as NH3			
RPC-3	1	ft	07/20/2001	Nitrogen, Kjeldahl	0.91	mg/l	
RPC-3	1	ft	07/20/2001	Nitrogen, Nitrite (NO2) + Nitrate (NO3) as N	0.58	mg/l	
RPC-3	1	ft	07/20/2001	Depth, Secchi Disk Depth	36	in	
RPC-3	1	ft	07/20/2001	Solids, Total Suspended (TSS)	7	mg/l	
RPC-3	1	ft	07/20/2001	Depth	1	ft	
RPC-3	1	ft	07/20/2001	Phosphorus as P	0.017	mg/l	
RPC-3	1	ft	07/20/2001	Phosphorus as P	0.081	mg/l	
RPC-3	1	ft	07/20/2001	Solids, Volatile	5	mg/l	
RPC-3	1	ft	07/20/2001	Alkalinity, Total (total hydroxide+carbonate+bicarbonate)	185	mg/l	
RPC-3	6	ft	07/20/2001	Chlorophyll (a+b+c)	360	ug/l	
RPC-3	6	ft	07/20/2001	Chlorophyll a, uncorrected for pheophytin	50.8	ug/l	
RPC-3	6	ft	07/20/2001	Chlorophyll-b	0	ug/l	
RPC-3	6	ft	07/20/2001	Chlorophyll-c	8.27	ug/l	
RPC-3	6	ft	07/20/2001	Pheophytin-a	0.23	ug/l	
RPC-3	6	ft	07/20/2001	Depth	5	ft	
RPC-3	6	ft	07/20/2001	Chlorophyll a, corrected for pheophytin	48.8	ug/l	
RPC-3	16	ft	06/21/2001	Chlorophyll (a+b+c)	950	ug/l	
RPC-3	16	ft	06/21/2001	Chlorophyll a, uncorrected for pheophytin	6.23	ug/l	
RPC-3	16	ft	06/21/2001	Chlorophyll-b	0.97	ug/l	
RPC-3	16	ft	06/21/2001	Chlorophyll-c	0.9	ug/l	
RPC-3	16	ft	06/21/2001	Pheophytin-a	1.52	ug/l	
RPC-2	1	ft	10/24/2001	Nitrogen, Kjeldahl	2.19	mg/l	
RPC-2	1	ft	10/24/2001	Nitrogen, Nitrite (NO2) + Nitrate (NO3) as N	0.11	mg/l	
RPC-2	1	ft	10/24/2001	Depth, Secchi Disk Depth	32	in	
RPC-2	1	ft	10/24/2001	Solids, Total Suspended (TSS)	6	mg/l	
RPC-2	1	ft	10/24/2001	Turbidity	22.1	NTU	
RPC-2	1	ft	10/24/2001	Depth	1	ft	
RPC-2	1	ft	10/24/2001	Phosphorus as P	0.014	mg/l	
RPC-2	1	ft	10/24/2001	Phosphorus as P	0.082	mg/l	
RPC-2	7	ft	07/20/2001	Chlorophyll a, uncorrected for pheophytin	43.8	ug/l	
RPC-2	7	ft	07/20/2001	Chlorophyll-b	0	ug/l	
RPC-2	7	ft	07/20/2001	Chlorophyll-c	7.19	ug/l	
RPC-2	7	ft	07/20/2001	Pheophytin-a	0	ug/l	
RPC-2	7	ft	07/20/2001	Depth	6	ft	
RPC-2	7	ft	07/20/2001	Chlorophyll a, corrected for pheophytin	42.7	ug/l	
RPC-2	28	ft	06/21/2001	Chlorophyll (a+b+c)	960	ug/l	
RPC-2	1	ft	10/24/2001	Solids, Volatile	5	mg/l	
RPC-2	1	ft	10/24/2001	Alkalinity, Total (total hydroxide+carbonate+bicarbonate)	210	mg/l	
RPC-2	6	ft	10/24/2001	Chlorophyll (a+b+c)	300	ug/l	
RPC-2	6	ft	10/24/2001	Chlorophyll a, uncorrected for pheophytin	43.4	ug/l	
RPC-2	6	ft	10/24/2001	Chlorophyll-b	1.61	ug/l	
RPC-2	6	ft	10/24/2001	Chlorophyll-c	4.68	ug/l	
RPC-2	6	ft	10/24/2001	Pheophytin-a	5.37	ug/l	
RPC-2	6	ft	10/24/2001	Depth	5	ft	
RPC-2	6	ft	10/24/2001	Chlorophyll a, corrected for pheophytin	38.9	ug/l	
RPC-2	1	ft	09/17/2001	pH	8.66	None	
RPC-2	1	ft	09/17/2001	Alkalinity, Carbonate as CaCO3	20	mg/l	
RPC-2	1	ft	09/17/2001	Specific conductance	483	umho/cm	
RPC-2	1	ft	09/17/2001	Depth, bottom	12	ft	
RPC-2	1	ft	09/17/2001	Nitrogen, ammonia (NH3) as NH3	0.06	mg/l	
RPC-2	1	ft	09/17/2001	Nitrogen, Kjeldahl	2.04	mg/l	
RPC-2	1	ft	09/17/2001	Nitrogen, Nitrite (NO2) + Nitrate (NO3) as N			
RPC-2	1	ft	09/17/2001	Depth, Secchi Disk Depth	26	in	
RPC-2	1	ft	09/17/2001	Solids, Total Suspended (TSS)	5	mg/l	
RPC-2	1	ft	09/17/2001	Turbidity	8.42	NTU	
RPC-2	1	ft	09/17/2001	Depth	1	ft	
RPC-2	1	ft	09/17/2001	Phosphorus as P	0.02	mg/l	
RPC-2	1	ft	09/17/2001	Phosphorus as P	0.115	mg/l	
RPC-2	1	ft	09/17/2001	Solids, Volatile	5	mg/l	
RPC-2	1	ft	09/17/2001	Alkalinity, Total (total hydroxide+carbonate+bicarbonate)	160	mg/l	
RPC-2	1	ft	09/17/2001	Chlorophyll (a+b+c)	250	ug/l	
RPC-2	1	ft	09/17/2001	Chlorophyll a, uncorrected for pheophytin	63.1	ug/l	
RPC-2	1	ft	09/17/2001	Chlorophyll-b	2.84	ug/l	
RPC-2	1	ft	09/17/2001	Chlorophyll-c	5.95	ug/l	

StationCode	SampleDepth	SampleDepthUnits	CollectionDate	Analyte	Result	ResultUnits	Qualifier
RPC-2	1	ft	09/17/2001	Pheophytin-a			
RPC-2	1	ft	09/17/2001	Depth	4	ft	
RPC-2	1	ft	09/17/2001	Chlorophyll a, corrected for pheophytin	60.9	ug/l	
RPC-2	1	ft	07/20/2001	pH	8.8	None	
RPC-2	1	ft	07/20/2001	Alkalinity, Carbonate as CaCO3	20	mg/l	
RPC-2	1	ft	07/20/2001	Specific conductance	441	umho/cm	
RPC-2	1	ft	07/20/2001	Depth, bottom	17.5	ft	
RPC-2	1	ft	07/20/2001	Nitrogen, ammonia (NH3) as NH3			
RPC-2	1	ft	07/20/2001	Nitrogen, Kjeldahl	0.97	mg/l	
RPC-2	1	ft	07/20/2001	Nitrogen, Nitrite (NO2) + Nitrate (NO3) as N	0.64	mg/l	
RPC-2	1	ft	07/20/2001	Depth, Secchi Disk Depth	36	in	
RPC-2	1	ft	07/20/2001	Solids, Total Suspended (TSS)	7	mg/l	
RPC-2	1	ft	07/20/2001	Depth	1	ft	
RPC-2	1	ft	07/20/2001	Phosphorus as P	0.05	mg/l	
RPC-2	1	ft	07/20/2001	Phosphorus as P	0.01	mg/l	
RPC-2	1	ft	07/20/2001	Solids, Volatile	5	mg/l	
RPC-2	1	ft	07/20/2001	Alkalinity, Total (total hydroxide+carbonate+bicarbonate)	175	mg/l	
RPC-2	7	ft	07/20/2001	Chlorophyll (a+b+c)	350	ug/l	
RPC-2	28	ft	06/21/2001	Chlorophyll a, uncorrected for pheophytin	5.23	ug/l	
RPC-2	28	ft	06/21/2001	Chlorophyll-b	1.15	ug/l	
RPC-2	28	ft	06/21/2001	Chlorophyll-c	0.65	ug/l	
RPC-2	28	ft	06/21/2001	Pheophytin-a	0.9	ug/l	
RPC-2	28	ft	06/21/2001	Depth	16	ft	
RPC-2	28	ft	06/21/2001	Chlorophyll a, corrected for pheophytin	4.6	ug/l	
RPC-2	1	ft	06/21/2001	Alkalinity, Carbonate as CaCO3	5	mg/l	
RPC-2	1	ft	06/21/2001	Depth, bottom	18	ft	
RPC-2	1	ft	06/21/2001	Nitrogen, ammonia (NH3) as NH3			
RPC-2	1	ft	06/21/2001	Nitrogen, Kjeldahl	0.59	mg/l	
RPC-2	1	ft	06/21/2001	Nitrogen, Nitrite (NO2) + Nitrate (NO3) as N	2.3	mg/l	
RPC-2	1	ft	06/21/2001	Depth, Secchi Disk Depth	156	in	
RPC-2	1	ft	06/21/2001	Solids, Total Suspended (TSS)	2	mg/l	
RPC-2	1	ft	06/21/2001	Depth	1	ft	
RPC-2	1	ft	06/21/2001	Phosphorus as P	0.01	mg/l	
RPC-2	1	ft	06/21/2001	Phosphorus as P	0.01	mg/l	
RPC-2	1	ft	06/21/2001	Solids, Volatile	2	mg/l	
RPC-2	1	ft	06/21/2001	Alkalinity, Total (total hydroxide+carbonate+bicarbonate)	220	mg/l	
RPC-2	6	ft	05/18/2001	Chlorophyll (a+b+c)	680	ug/l	
RPC-2	6	ft	05/18/2001	Chlorophyll a, uncorrected for pheophytin	27.8	ug/l	
RPC-2	6	ft	05/18/2001	Chlorophyll-b	1.04	ug/l	
RPC-2	6	ft	05/18/2001	Chlorophyll-c	4.42	ug/l	
RPC-2	6	ft	05/18/2001	Pheophytin-a	0	ug/l	
RPC-2	6	ft	05/18/2001	Depth	3	ft	
RPC-2	6	ft	05/18/2001	Chlorophyll a, corrected for pheophytin	27.3	ug/l	
RPC-2	1	ft	05/18/2001	pH	8.25	None	
RPC-2	1	ft	05/18/2001	Alkalinity, Carbonate as CaCO3	10	mg/l	
RPC-2	1	ft	05/18/2001	Specific conductance	544	umho/cm	
RPC-2	1	ft	05/18/2001	Depth, bottom	19	ft	
RPC-2	1	ft	05/18/2001	Nitrogen, ammonia (NH3) as NH3			
RPC-2	1	ft	05/18/2001	Nitrogen, Kjeldahl	0.71	mg/l	
RPC-2	1	ft	05/18/2001	Nitrogen, Nitrite (NO2) + Nitrate (NO3) as N	2.8	mg/l	
RPC-2	1	ft	05/18/2001	Depth, Secchi Disk Depth	34	in	
RPC-2	1	ft	05/18/2001	Solids, Total Suspended (TSS)	10	mg/l	
RPC-2	1	ft	05/18/2001	Turbidity	6	NTU	
RPC-2	1	ft	05/18/2001	Depth	1	ft	
RPC-2	1	ft	05/18/2001	Phosphorus as P	0.01	mg/l	
RPC-2	1	ft	05/18/2001	Phosphorus as P	0.037	mg/l	
RPC-2	1	ft	05/18/2001	Solids, Volatile	4	mg/l	
RPC-2	1	ft	05/18/2001	Alkalinity, Total (total hydroxide+carbonate+bicarbonate)	235	mg/l	
RPC-3	1	ft	10/24/2001	pH	8.17	None	
RPC-3	1	ft	10/24/2001	Alkalinity, Carbonate as CaCO3	5	mg/l	
RPC-3	1	ft	10/24/2001	Specific conductance	533	umho/cm	
RPC-3	1	ft	10/24/2001	Depth, bottom	5	ft	
RPC-3	1	ft	10/24/2001	Nitrogen, ammonia (NH3) as NH3	0.12	mg/l	
RPC-3	1	ft	10/24/2001	Nitrogen, Kjeldahl	2.14	mg/l	
RPC-3	1	ft	10/24/2001	Nitrogen, Nitrite (NO2) + Nitrate (NO3) as N	0.78	mg/l	

StationCode	SampleDepth	SampleDepthUnits	CollectionDate	Analyte	Result	ResultUnits	Qualifier
RPC-3	1	ft	10/24/2001	Depth, Secchi Disk Depth	18	in	
RPC-3	1	ft	10/24/2001	Solids, Total Suspended (TSS)	22	mg/l	
RPC-3	1	ft	10/24/2001	Turbidity	21.3	NTU	
RPC-3	1	ft	10/24/2001	Depth	1	ft	
RPC-3	1	ft	10/24/2001	Phosphorus as P	0.101	mg/l	
RPC-3	1	ft	10/24/2001	Phosphorus as P	0.014	mg/l	
RPC-3	1	ft	10/24/2001	Solids, Volatile	7	mg/l	
RPC-3	1	ft	10/24/2001	Alkalinity, Total (total hydroxide+carbonate+bicarbonate)	285	mg/l	
RPC-3	5	ft	10/24/2001	Chlorophyll (a+b+c)	200	ug/l	
RPC-3	5	ft	10/24/2001	Chlorophyll a, uncorrected for pheophytin	45.8	ug/l	
RPC-3	5	ft	10/24/2001	Chlorophyll-b	1.93	ug/l	
RPC-3	5	ft	10/24/2001	Chlorophyll-c	4.68	ug/l	
RPC-3	5	ft	10/24/2001	Pheophytin-a	4.54	ug/l	
RPC-3	5	ft	10/24/2001	Depth	3	ft	
RPC-3	5	ft	10/24/2001	Chlorophyll a, corrected for pheophytin	41.6	ug/l	
RPC-3	1	ft	09/17/2001	pH	8.58	None	
RPC-3	1	ft	09/17/2001	Alkalinity, Carbonate as CaCO3	20	mg/l	
RPC-3	1	ft	09/17/2001	Specific conductance	495	umho/cm	
RPC-3	1	ft	09/17/2001	Depth, bottom	5	ft	
RPC-3	1	ft	09/17/2001	Nitrogen, ammonia (NH3) as NH3			
RPC-3	1	ft	09/17/2001	Nitrogen, Kjeldahl	2.32	mg/l	
RPC-3	1	ft	09/17/2001	Nitrogen, Nitrite (NO2) + Nitrate (NO3) as N	0.02	mg/l	
RPC-3	1	ft	09/17/2001	Depth, Secchi Disk Depth	18	in	
RPC-3	1	ft	09/17/2001	Solids, Total Suspended (TSS)	27	mg/l	
RPC-3	1	ft	09/17/2001	Turbidity	19.5	NTU	
RPC-3	1	ft	09/17/2001	Depth	1	ft	
RPC-3	1	ft	09/17/2001	Phosphorus as P	0.018	mg/l	
RPC-3	1	ft	09/17/2001	Phosphorus as P	0.128	mg/l	
RPC-3	1	ft	09/17/2001	Solids, Volatile	13	mg/l	
RPC-3	1	ft	09/17/2001	Alkalinity, Total (total hydroxide+carbonate+bicarbonate)	180	mg/l	
RPC-3	4	ft	09/17/2001	Chlorophyll (a+b+c)	200	ug/l	
RPC-3	4	ft	09/17/2001	Chlorophyll a, uncorrected for pheophytin	100	ug/l	
RPC-3	4	ft	09/17/2001	Chlorophyll-b	4.32	ug/l	
RPC-3	4	ft	09/17/2001	Chlorophyll-c	9.13	ug/l	
RPC-3	4	ft	09/17/2001	Pheophytin-a			
RPC-3	4	ft	09/17/2001	Depth	3	ft	
RPC-3	4	ft	09/17/2001	Chlorophyll a, corrected for pheophytin	100	ug/l	
RPC-3	1	ft	07/20/2001	pH	8.8	None	
RPC-3	1	ft	07/20/2001	Alkalinity, Carbonate as CaCO3	20	mg/l	
RPC-3	1	ft	07/20/2001	Specific conductance	456	umho/cm	
RPC-3	16	ft	06/21/2001	Depth	6	ft	
RPC-3	16	ft	06/21/2001	Chlorophyll a, corrected for pheophytin	5.2	ug/l	
RPC-3	1	ft	06/21/2001	Alkalinity, Carbonate as CaCO3	5	mg/l	
RPC-3	1	ft	06/21/2001	Depth, bottom	8	ft	
RPC-3	1	ft	06/21/2001	Nitrogen, ammonia (NH3) as NH3			
RPC-3	1	ft	06/21/2001	Nitrogen, Kjeldahl	0.55	mg/l	
RPC-3	1	ft	06/21/2001	Nitrogen, Nitrite (NO2) + Nitrate (NO3) as N	2.4	mg/l	
RPC-3	1	ft	06/21/2001	Depth, Secchi Disk Depth	72	in	
RPC-3	1	ft	06/21/2001	Solids, Total Suspended (TSS)	5	mg/l	
RPC-3	1	ft	06/21/2001	Depth	1	ft	
RPC-3	1	ft	06/21/2001	Phosphorus as P	0.031	mg/l	
RPC-3	1	ft	06/21/2001	Phosphorus as P	0.014	mg/l	
RPC-3	1	ft	06/21/2001	Solids, Volatile	2	mg/l	
RPC-3	1	ft	06/21/2001	Alkalinity, Total (total hydroxide+carbonate+bicarbonate)	250	mg/l	
RPC-3	3	ft	05/18/2001	Chlorophyll (a+b+c)	380	ug/l	
RPC-3	3	ft	05/18/2001	Chlorophyll a, uncorrected for pheophytin	45.3	ug/l	
RPC-3	3	ft	05/18/2001	Chlorophyll-b	1.32	ug/l	
RPC-3	3	ft	05/18/2001	Chlorophyll-c	7.7	ug/l	
RPC-3	3	ft	05/18/2001	Pheophytin-a	0	ug/l	
RPC-3	3	ft	05/18/2001	Depth	2.5	ft	
RPC-3	3	ft	05/18/2001	Chlorophyll a, corrected for pheophytin	46.1	ug/l	
RPC-3	1	ft	05/18/2001	pH	8.29	None	
RPC-3	1	ft	05/18/2001	Alkalinity, Carbonate as CaCO3	5	mg/l	
RPC-3	1	ft	05/18/2001	Specific conductance	561	umho/cm	
RPC-3	1	ft	05/18/2001	Depth, bottom	8	ft	

StationCode	SampleDepth	SampleDepthUnits	CollectionDate	Analyte	Result	ResultUnits	Qualifier
RPC-3	1	ft	05/18/2001	Nitrogen, ammonia (NH3) as NH3	0.28	mg/l	
RPC-3	1	ft	05/18/2001	Nitrogen, Kjeldahl	0.83	mg/l	
RPC-3	1	ft	05/18/2001	Nitrogen, Nitrite (NO2) + Nitrate (NO3) as N	2.7	mg/l	
RPC-3	1	ft	05/18/2001	Depth, Secchi Disk Depth	15	in	
RPC-3	1	ft	05/18/2001	Solids, Total Suspended (TSS)	22	mg/l	
RPC-3	1	ft	05/18/2001	Turbidity	14	NTU	
RPC-3	1	ft	05/18/2001	Depth	1	ft	
RPC-3	1	ft	05/18/2001	Phosphorus as P	0.014	mg/l	
RPC-3	1	ft	05/18/2001	Phosphorus as P	0.054	mg/l	
RPC-3	1	ft	05/18/2001	Solids, Volatile	7	mg/l	
RPC-3	1	ft	05/18/2001	Alkalinity, Total (total hydroxide+carbonate+bicarbonate)	270	mg/l	
RPC-1			26-Aug-98	CHLOROPHYLL-B	11.9		
RPC-1			26-Aug-98	CHLOROPHYLL-C	2.32		
RPC-1			23-Oct-98	CHLOROPHYLL A, UNCORRECTED FOR PHEOPHYTIN,Fixed	73.5		
RPC-1			23-Oct-98	CHLOROPHYLL-B	6.98		
RPC-1			23-Oct-98	CHLOROPHYLL-C	9.21		
RPC-1			23-Oct-98	CHLOROPHYLL (A+B+C),Filterable	100		
RPC-1			20-Aug-98	NITROGEN, NITRITE (NO2) + NITRATE (NO3) mg/l	0.02		
RPC-1			20-Aug-98	PHOSPHORUS AS P,Total mg/l	0.068		
RPC-1			20-Aug-98	SOLIDS, FIXED,Total mg/l	17		
RPC-1			20-Aug-98	SOLIDS, FIXED,Volatile mg/l	8		
RPC-1			20-Aug-98	TURBIDITY FTU	5.6		
RPC-1			20-Aug-98	DEPTH ft	1		
RPC-1			20-Aug-98	CONDUCTANCE, SPECIFIC umho/cm	332		
RPC-2			26-Aug-98	CHLOROPHYLL A, UNCORRECTED FOR PHEOPHYTIN,Total	81.8		
RPC-2			26-Aug-98	PHEOPHYTIN-A	0		
RPC-1			20-Aug-98	NITROGEN, NITRITE (NO2) + NITRATE (NO3) mg/l	0.01		K
RPC-1			20-Aug-98	SOLIDS, FIXED,Total mg/l	18		
RPC-1			20-Aug-98	SOLIDS, FIXED,Volatile mg/l	10		
RPC-1			20-Aug-98	NITROGEN, KJELDAHL,Total mg/l	7.3		
RPC-1			20-Aug-98	ALKALINITY, CARBONATE AS CACO3 mg/l	0		
RPC-1			20-Aug-98	ALKALINITY, CARBONATE AS CACO3,Total mg/l	260		
RPC-3			26-Aug-98	CHLOROPHYLL A, UNCORRECTED FOR PHEOPHYTIN,Fixed	104		
RPC-3			26-Aug-98	CHLOROPHYLL-B	16.3		
RPC-3			26-Aug-98	DEPTH ft	4		
RPC-3			26-Aug-98	CHLOROPHYLL (A+B+C),Filterable	160		
RPC-2			20-Aug-98	PHOSPHORUS AS P,Dissolved mg/l	0.014		
RPC-2			20-Aug-98	PHOSPHORUS AS P,Total mg/l	0.079		
RPC-2			20-Aug-98	DEPTH ft	1		
RPC-2			20-Aug-98	DEPTH, BOTTOM ft	21		
RPC-2			20-Aug-98	DEPTH, SECCHI DISK DEPTH in	20		
RPC-2			20-Aug-98	PH	9		
RPC-2			20-Aug-98	CONDUCTANCE, SPECIFIC umho/cm	336		
RPC-2			20-Aug-98	ALKALINITY, CARBONATE AS CACO3,Total mg/l	122		
RPC-1			28-Oct-98	CHLOROPHYLL A, UNCORRECTED FOR PHEOPHYTIN,Total	28.6		
RPC-1			28-Oct-98	CHLOROPHYLL-B	4.19		
RPC-1			28-Oct-98	CHLOROPHYLL-C	1.7		
RPC-3			20-Aug-98	PHOSPHORUS AS P,Total mg/l	0.115		
RPC-3			20-Aug-98	DEPTH, BOTTOM ft	8		
RPC-3			20-Aug-98	DEPTH, SECCHI DISK DEPTH in	22		
RPC-3			20-Aug-98	CONDUCTANCE, SPECIFIC umho/cm	338		
RPC-3			20-Aug-98	ALKALINITY, CARBONATE AS CACO3,Total mg/l	138		
RPC-1			23-Oct-98	NITROGEN, NITRITE (NO2) + NITRATE (NO3) mg/l	0.42		
RPC-1			23-Oct-98	PHOSPHORUS AS P,Total mg/l	0.071		
RPC-1			23-Oct-98	SOLIDS, FIXED,Total mg/l	10		Q
RPC-1			28-Oct-98	PHOSPHORUS AS P,Dissolved mg/l	0.018		
RPC-1			28-Oct-98	TURBIDITY FTU	2.3		
RPC-1			28-Oct-98	DEPTH ft	27.5		
RPC-1			28-Oct-98	PH	7.7		
RPC-2			28-Oct-98	CHLOROPHYLL A, UNCORRECTED FOR PHEOPHYTIN,Total	21.5		
RPC-2			28-Oct-98	CHLOROPHYLL A, UNCORRECTED FOR PHEOPHYTIN,Fixed	24.8		
RPC-2			28-Oct-98	CHLOROPHYLL-B	2.49		
RPC-2			28-Oct-98	CHLOROPHYLL-C	1.77		
RPC-1			25-Sep-98	NITROGEN, AMMONIA (NH3),Total mg/l	0.28		
RPC-1			25-Sep-98	SOLIDS, FIXED,Total mg/l	1		K

StationCode	SampleDepth	SampleDepthUnits	CollectionDate	Analyte	Result	ResultUnits	Qualifier
RPC-1			25-Sep-98	SOLIDS, FIXED,Volatile mg/l	1		K
RPC-1			25-Sep-98	DEPTH ft	1		
RPC-1			28-Oct-98	NITROGEN, NITRITE (NO2) + NITRATE (NO3) mg/l	0.11		
RPC-1			28-Oct-98	PHOSPHORUS AS P,Total mg/l	0.043		
RPC-1			28-Oct-98	SOLIDS, FIXED,Total mg/l	7		Q
RPC-1			28-Oct-98	TURBIDITY FTU	1.9		
RPC-1			28-Oct-98	DEPTH ft	1		
RPC-1			28-Oct-98	DEPTH, BOTTOM ft	29.5		
RPC-1			28-Oct-98	DEPTH, SECCHI DISK DEPTH in	27		
RPC-1			28-Oct-98	CONDUCTANCE, SPECIFIC umho/cm	405		
RPC-3			28-Oct-98	CHLOROPHYLL A, UNCORRECTED FOR PHEOPHYTIN,Total	32.4		
RPC-3			28-Oct-98	CHLOROPHYLL-C	1		K
RPC-1			26-Aug-98	CHLOROPHYLL A, UNCORRECTED FOR PHEOPHYTIN,Fixed	53.8		
RPC-1			26-Aug-98	PHEOPHYTIN-A	0.9		
RPC-2			28-Oct-98	NITROGEN, NITRITE (NO2) + NITRATE (NO3) mg/l	0.11		
RPC-2			28-Oct-98	NITROGEN, AMMONIA (NH3),Total mg/l	1.1		
RPC-2			28-Oct-98	PHOSPHORUS AS P,Dissolved mg/l	0.015		
RPC-2			28-Oct-98	NITROGEN, KJELDAHL,Total mg/l	0.94		
RPC-2			28-Oct-98	DEPTH, SECCHI DISK DEPTH in	24		
RPC-2			26-Aug-98	CHLOROPHYLL-B	11.9		
RPC-2			26-Aug-98	PHEOPHYTIN-A	4.14		
RPC-3			28-Oct-98	SOLIDS, FIXED,Total mg/l	7		Q
RPC-3			28-Oct-98	DEPTH, BOTTOM ft	9		
RPC-3			28-Oct-98	DEPTH, SECCHI DISK DEPTH in	24		
RPC-3			26-Aug-98	PHEOPHYTIN-A	11.4		
RPC-3			26-Aug-98	DEPTH ft	3		
RPC-3			26-Aug-98	CHLOROPHYLL (A+B+C),Filterable	150		
RPC-1			10-Jul-98	CHLOROPHYLL A, UNCORRECTED FOR PHEOPHYTIN,Total	50.7		
RPC-1			10-Jul-98	PHEOPHYTIN-A	2.54		
RPC-1			10-Jul-98	DEPTH ft	1		
RPC-1			10-Jul-98	CHLOROPHYLL (A+B+C),Filterable	200		
RPC-1			26-Aug-98	CHLOROPHYLL (A+B+C),Filterable	206		
RPC-1			20-Aug-98	NITROGEN, AMMONIA (NH3),Total mg/l	0.24		
RPC-1			20-Aug-98	DEPTH, SECCHI DISK DEPTH in	22		
RPC-1			20-Aug-98	ALKALINITY, CARBONATE AS CACO3,Total mg/l	126		
RPC-2			26-Aug-98	DEPTH ft	3		
RPC-1			20-Aug-98	PHOSPHORUS AS P,Dissolved mg/l	0.637		
RPC-1			20-Aug-98	PH	6.97		
RPC-3			26-Aug-98	CHLOROPHYLL-C	0.28		
RPC-3			26-Aug-98	PHEOPHYTIN-A	0		
RPC-2			20-Aug-98	SOLIDS, FIXED,Total mg/l	15		
RPC-2			20-Aug-98	ALKALINITY, CARBONATE AS CACO3 mg/l	12		
RPC-1			28-Oct-98	SOLIDS, FIXED,Volatile mg/l	5		Q
RPC-1			28-Oct-98	DEPTH, BOTTOM ft	29.5		
RPC-1			28-Oct-98	CONDUCTANCE, SPECIFIC umho/cm	426		
RPC-1			28-Oct-98	PHOSPHORUS AS P,Dissolved mg/l	0.014		
RPC-3			28-Oct-98	CHLOROPHYLL A, UNCORRECTED FOR PHEOPHYTIN,Fixed	33.9		
RPC-3			28-Oct-98	PHEOPHYTIN-A	1		K
RPC-3			28-Oct-98	DEPTH ft	4		
RPC-1			26-Aug-98	CHLOROPHYLL-C	1.44		
RPC-2			28-Oct-98	PHOSPHORUS AS P,Total mg/l	0.082		
RPC-2			28-Oct-98	SOLIDS, FIXED,Volatile mg/l	3		Q
RPC-2			26-Aug-98	CHLOROPHYLL (A+B+C),Filterable	200		
RPC-3			28-Oct-98	SOLIDS, FIXED,Volatile mg/l	2		Q
RPC-3			28-Oct-98	PH	7.9		
RPC-1			13-Aug-98	CHLOROPHYLL A, UNCORRECTED FOR PHEOPHYTIN,Total	64.1		
RPC-1			13-Aug-98	PHEOPHYTIN-A	4.14		
RPC-1			13-Aug-98	DEPTH ft	4		
RPC-3			26-Aug-98	CHLOROPHYLL A, UNCORRECTED FOR PHEOPHYTIN,Fixed	113		
RPC-1			23-Oct-98	CHLOROPHYLL A, UNCORRECTED FOR PHEOPHYTIN,Total	66.8		
RPC-1			23-Oct-98	DEPTH ft	1		
RPC-1			20-Aug-98	NITROGEN, KJELDAHL,Total mg/l	1.7		
RPC-1			20-Aug-98	DEPTH, BOTTOM ft	29		
RPC-1			20-Aug-98	ALKALINITY, CARBONATE AS CACO3 mg/l	12		
RPC-2			20-Aug-98	TURBIDITY FTU	4.9		

StationCode	SampleDepth	SampleDepthUnits	CollectionDate	Analyte	Result	ResultUnits	Qualifier
RPC-1			28-Oct-98	DEPTH ft	4.5		
RPC-1			28-Oct-98	CHLOROPHYLL (A+B+C),Filterable	280		
RPC-3			20-Aug-98	PH	9.04		
RPC-1			28-Oct-98	NITROGEN, AMMONIA (NH3),Total mg/l	1.4		
RPC-1			28-Oct-98	PHOSPHORUS AS P,Total mg/l	0.065		
RPC-1			28-Oct-98	SOLIDS, FIXED,Total mg/l	31		Q
RPC-1			28-Oct-98	NITROGEN, KJELDAHL,Total mg/l	1.2		
RPC-2			28-Oct-98	PHEOPHYTIN-A	4.39		
RPC-2			28-Oct-98	CHLOROPHYLL (A+B+C),Filterable	310		
RPC-1			26-Aug-98	DEPTH ft	5		
RPC-2			28-Oct-98	DEPTH, BOTTOM ft	21		
RPC-2			28-Oct-98	CONDUCTANCE, SPECIFIC umho/cm	407		
RPC-3			28-Oct-98	PHOSPHORUS AS P,Total mg/l	0.043		
RPC-3			28-Oct-98	TURBIDITY FTU	2		
RPC-1			13-Aug-98	CHLOROPHYLL A, UNCORRECTED FOR PHEOPHYTIN,Fixed	68.5		
RPC-1			13-Aug-98	CHLOROPHYLL-C	2.89		
RPC-3			26-Aug-98	CHLOROPHYLL-C	5.49		
RPC-1			26-Aug-98	CHLOROPHYLL A, UNCORRECTED FOR PHEOPHYTIN,Total	83		
RPC-1			26-Aug-98	CHLOROPHYLL A, UNCORRECTED FOR PHEOPHYTIN,Fixed	86		
RPC-2			26-Aug-98	CHLOROPHYLL A, UNCORRECTED FOR PHEOPHYTIN,Fixed	84.1		
RPC-2			26-Aug-98	CHLOROPHYLL-C	0.29		
RPC-1			20-Aug-98	NITROGEN, AMMONIA (NH3),Total mg/l	4		
RPC-1			20-Aug-98	DEPTH ft	27		
RPC-1			20-Aug-98	DEPTH, BOTTOM ft	29		
RPC-3			26-Aug-98	CHLOROPHYLL A, UNCORRECTED FOR PHEOPHYTIN,Total	107		
RPC-2			20-Aug-98	NITROGEN, NITRITE (NO2) + NITRATE (NO3) mg/l	0.03		
RPC-2			20-Aug-98	NITROGEN, AMMONIA (NH3),Total mg/l	0.22		
RPC-2			20-Aug-98	SOLIDS, FIXED,Volatile mg/l	7		
RPC-2			20-Aug-98	NITROGEN, KJELDAHL,Total mg/l	0.78		
RPC-1			28-Oct-98	CHLOROPHYLL A, UNCORRECTED FOR PHEOPHYTIN,Fixed	31.8		
RPC-3			20-Aug-98	SOLIDS, FIXED,Total mg/l	20		
RPC-3			20-Aug-98	NITROGEN, KJELDAHL,Total mg/l	1		
RPC-3			20-Aug-98	TURBIDITY FTU	5.2		
RPC-1			23-Oct-98	NITROGEN, AMMONIA (NH3),Total mg/l	0.59		
RPC-1			23-Oct-98	SOLIDS, FIXED,Volatile mg/l	3		Q
RPC-1			23-Oct-98	DEPTH ft	1		
RPC-1			28-Oct-98	NITROGEN, AMMONIA (NH3),Total mg/l	1.2		
RPC-1			28-Oct-98	NITROGEN, KJELDAHL,Total mg/l	0.94		
RPC-1			26-Aug-98	CHLOROPHYLL (A+B+C),Filterable	300		
RPC-2			28-Oct-98	PH	7.8		
RPC-2			26-Aug-98	DEPTH ft	4		
RPC-3			28-Oct-98	NITROGEN, NITRITE (NO2) + NITRATE (NO3) mg/l	0.14		
RPC-3			28-Oct-98	PHOSPHORUS AS P,Dissolved mg/l	0.012		
RPC-3			28-Oct-98	DEPTH ft	1		
RPC-1			13-Aug-98	CHLOROPHYLL (A+B+C),Filterable	200		
RPC-1			10-Jul-98	CHLOROPHYLL-C	6.03		
RPC-1			26-Aug-98	PHEOPHYTIN-A	1.43		
RPC-1			26-Aug-98	DEPTH ft	4		
RPC-1			20-Aug-98	PHOSPHORUS AS P,Dissolved mg/l	0.011		
RPC-2			26-Aug-98	CHLOROPHYLL-B	10		
RPC-2			26-Aug-98	CHLOROPHYLL (A+B+C),Filterable	160		
RPC-1			20-Aug-98	PHOSPHORUS AS P,Total mg/l	0.685		
RPC-1			20-Aug-98	CONDUCTANCE, SPECIFIC umho/cm	629		
RPC-3			20-Aug-98	NITROGEN, AMMONIA (NH3),Total mg/l	0.12		
RPC-3			20-Aug-98	SOLIDS, FIXED,Volatile mg/l	8		
RPC-3			20-Aug-98	DEPTH ft	1		
RPC-3			20-Aug-98	ALKALINITY, CARBONATE AS CACO3 mg/l	12		
RPC-1			28-Oct-98	NITROGEN, NITRITE (NO2) + NITRATE (NO3) mg/l	0.14		
RPC-3			28-Oct-98	CHLOROPHYLL (A+B+C),Filterable	280		
RPC-2			28-Oct-98	SOLIDS, FIXED,Total mg/l	9		Q
RPC-2			28-Oct-98	TURBIDITY FTU	1.7		
RPC-3			28-Oct-98	CONDUCTANCE, SPECIFIC umho/cm	411		
RPC-3			26-Aug-98	CHLOROPHYLL A, UNCORRECTED FOR PHEOPHYTIN,Total	103		
RPC-1			10-Jul-98	CHLOROPHYLL-B	4.01		
RPC-1			23-Oct-98	PHEOPHYTIN-A	8.01		

StationCode	SampleDepth	SampleDepthUnits	CollectionDate	Analyte	Result	ResultUnits	Qualifier
RPC-1			20-Aug-98	PH	9.07		
RPC-1			20-Aug-98	TURBIDITY FTU	11		
RPC-1			28-Oct-98	PHEOPHYTIN-A	4.1		
RPC-3			20-Aug-98	NITROGEN, NITRITE (NO2) + NITRATE (NO3) mg/l	0.03		
RPC-3			20-Aug-98	PHOSPHORUS AS P,Dissolved mg/l	0.015		
RPC-2			28-Oct-98	DEPTH ft	4		
RPC-1			25-Sep-98	NITROGEN, NITRITE (NO2) + NITRATE (NO3) mg/l	0.01		K
RPC-1			25-Sep-98	PHOSPHORUS AS P,Total mg/l	0.081		
RPC-1			28-Oct-98	SOLIDS, FIXED,Volatile mg/l	3		Q
RPC-1			28-Oct-98	PH	7.9		
RPC-3			28-Oct-98	CHLOROPHYLL-B	4.72		
RPC-1			26-Aug-98	CHLOROPHYLL A, UNCORRECTED FOR PHEOPHYTIN,Total	47.2		
RPC-1			26-Aug-98	CHLOROPHYLL-B	6.77		
RPC-2			28-Oct-98	DEPTH ft	1		
RPC-2			26-Aug-98	CHLOROPHYLL A, UNCORRECTED FOR PHEOPHYTIN,Total	82.8		
RPC-2			26-Aug-98	CHLOROPHYLL A, UNCORRECTED FOR PHEOPHYTIN,Fixed	87.5		
RPC-2			26-Aug-98	CHLOROPHYLL-C	1.71		
RPC-3			28-Oct-98	NITROGEN, AMMONIA (NH3),Total mg/l	0.5		
RPC-3			28-Oct-98	NITROGEN, KJELDAHL,Total mg/l	1		
RPC-1			13-Aug-98	CHLOROPHYLL-B	6.15		
RPC-3			26-Aug-98	CHLOROPHYLL-B	14.7		
RPC-1			10-Jul-98	CHLOROPHYLL A, UNCORRECTED FOR PHEOPHYTIN,Fixed	53.8		
RPC-1	1	ft	11-May-04	Alkalinity, Phenolphthalein	15	mg/l	
RPC-1	1	ft	11-May-04	Alkalinity, Total	200	ml	
RPC-1	1	ft	11-May-04	Depth, bottom	29	ft	
RPC-1	1	ft	11-May-04	Depth, Secchi Disk Depth	31	in	
RPC-1	1	ft	11-May-04	Nitrogen, Nitrite (NO2) + Nitrate (NO3) as N		mg/l	ND
RPC-1	1	ft	11-May-04	pH	8.68		
RPC-1	1	ft	11-May-04	Phosphorus as P		mg/l	ND
RPC-1	1	ft	11-May-04	Phosphorus as P	0.026	mg/l	
RPC-1	1	ft	11-May-04	Solids, suspended, volatile	2	mg/l	J,ND
RPC-1	1	ft	11-May-04	Solids, Total Suspended (TSS)	3	mg/l	J,ND
RPC-1	1	ft	11-May-04	Specific conductance	585	umho/cm	
RPC-1	1	ft	11-May-04	Temperature, sample	6	deg C	
RPC-1	1	ft	11-May-04	Temperature, sample	6	deg C	
RPC-1	1	ft	22-Jun-04	Alkalinity, Phenolphthalein	5	mg/l	
RPC-1	1	ft	22-Jun-04	Alkalinity, Total	135	ml	
RPC-1	1	ft	22-Jun-04	Depth, bottom	30	ft	
RPC-1	1	ft	22-Jun-04	Depth, Secchi Disk Depth	30	in	
RPC-1	1	ft	22-Jun-04	Nitrogen, Nitrite (NO2) + Nitrate (NO3) as N	2.65	mg/l	
RPC-1	1	ft	22-Jun-04	pH	8.44		
RPC-1	1	ft	22-Jun-04	Phosphorus as P		mg/l	ND
RPC-1	1	ft	22-Jun-04	Phosphorus as P	0.08	mg/l	
RPC-1	1	ft	22-Jun-04	Solids, suspended, volatile	8	mg/l	
RPC-1	1	ft	22-Jun-04	Solids, Total Suspended (TSS)	11	mg/l	
RPC-1	1	ft	22-Jun-04	Specific conductance	470	umho/cm	
RPC-1	1	ft	22-Jun-04	Temperature, sample	3	deg C	
RPC-1	1	ft	22-Jun-04	Temperature, sample	3	deg C	
RPC-1	1	ft	13-Jul-04	Alkalinity, Phenolphthalein	30	mg/l	
RPC-1	1	ft	13-Jul-04	Alkalinity, Total	130	ml	
RPC-1	1	ft	13-Jul-04	Depth, bottom	28	ft	
RPC-1	1	ft	13-Jul-04	Depth, Secchi Disk Depth	24	in	
RPC-1	1	ft	13-Jul-04	Nitrogen, Nitrite (NO2) + Nitrate (NO3) as N	1.63	mg/l	
RPC-1	1	ft	13-Jul-04	pH	8.9		
RPC-1	1	ft	13-Jul-04	Phosphorus as P		mg/l	ND
RPC-1	1	ft	13-Jul-04	Phosphorus as P	0.062	mg/l	
RPC-1	1	ft	13-Jul-04	Solids, suspended, volatile	7	mg/l	
RPC-1	1	ft	13-Jul-04	Solids, Total Suspended (TSS)	7	mg/l	
RPC-1	1	ft	13-Jul-04	Specific conductance	434	umho/cm	
RPC-1	1	ft	13-Jul-04	Temperature, sample	6	deg C	
RPC-1	1	ft	13-Jul-04	Temperature, sample	6	deg C	
RPC-1	1	ft	24-Aug-04	Alkalinity, Phenolphthalein	25	mg/l	
RPC-1	1	ft	24-Aug-04	Alkalinity, Total	115	ml	
RPC-1	1	ft	24-Aug-04	Depth, bottom	28	ft	
RPC-1	1	ft	24-Aug-04	Depth, Secchi Disk Depth	18	in	

StationCode	SampleDepth	SampleDepthUnits	CollectionDate	Analyte	Result	ResultUnits	Qualifier
RPC-1	1	ft	24-Aug-04	Nitrogen, Nitrite (NO2) + Nitrate (NO3) as N		mg/l	ND
RPC-1	1	ft	24-Aug-04	pH	9.21		
RPC-1	1	ft	24-Aug-04	Solids, suspended, volatile	13	mg/l	
RPC-1	1	ft	24-Aug-04	Solids, Total Suspended (TSS)	15	mg/l	
RPC-1	1	ft	24-Aug-04	Specific conductance	359	umho/cm	
RPC-1	1	ft	24-Aug-04	Temperature, sample	3	deg C	
RPC-1	1	ft	24-Aug-04	Temperature, sample	3	deg C	
RPC-1	1	ft	12-Oct-04	Alkalinity, Phenolphthalein	10	mg/l	
RPC-1	1	ft	12-Oct-04	Alkalinity, Total	140	ml	
RPC-1	1	ft	12-Oct-04	Depth, bottom	29	ft	
RPC-1	1	ft	12-Oct-04	Depth, Secchi Disk Depth	26	in	
RPC-1	1	ft	12-Oct-04	Nitrogen, Nitrite (NO2) + Nitrate (NO3) as N		mg/l	ND
RPC-1	1	ft	12-Oct-04	pH	8.38		
RPC-1	1	ft	12-Oct-04	Specific conductance	463	umho/cm	
RPC-1	1	ft	12-Oct-04	Temperature, sample	6	deg C	
RPC-1	1	ft	12-Oct-04	Temperature, sample	6	deg C	
RPC-1	5	ft	11-May-04	Chlorophyll a, corrected for pheophytin	28.1	ug/l	
RPC-1	5	ft	11-May-04	Chlorophyll a, uncorrected for pheophytin	29.6	ug/l	
RPC-1	5	ft	11-May-04	Chlorophyll-b	2.95	ug/l	
RPC-1	5	ft	11-May-04	Chlorophyll-c	6.13	ug/l	
RPC-1	5	ft	11-May-04	Pheophytin-a	1.28	ug/l	
RPC-1	26	ft	24-Aug-04	Alkalinity, Phenolphthalein	0	mg/l	
RPC-1	26	ft	24-Aug-04	Alkalinity, Total	245	ml	
RPC-1	26	ft	24-Aug-04	Depth, bottom	28	ft	
RPC-1	26	ft	24-Aug-04	Nitrogen, Nitrite (NO2) + Nitrate (NO3) as N		mg/l	ND
RPC-1	26	ft	24-Aug-04	pH	7.22		
RPC-1	26	ft	24-Aug-04	Solids, suspended, volatile	13	mg/l	
RPC-1	26	ft	24-Aug-04	Solids, Total Suspended (TSS)	14	mg/l	
RPC-1	26	ft	24-Aug-04	Specific conductance	515	umho/cm	
RPC-1	26	ft	24-Aug-04	Temperature, sample	3	deg C	
RPC-1	26	ft	24-Aug-04	Temperature, sample	3	deg C	
RPC-1	27	ft	12-Oct-04	Alkalinity, Phenolphthalein	0	mg/l	
RPC-1	27	ft	12-Oct-04	Alkalinity, Total	150	ml	
RPC-1	27	ft	12-Oct-04	Depth, bottom	29	ft	
RPC-1	27	ft	12-Oct-04	Nitrogen, Nitrite (NO2) + Nitrate (NO3) as N		mg/l	ND
RPC-1	27	ft	12-Oct-04	pH	8.1		
RPC-1	27	ft	12-Oct-04	Specific conductance	469	umho/cm	
RPC-1	27	ft	12-Oct-04	Temperature, sample	6	deg C	
RPC-1	27	ft	12-Oct-04	Temperature, sample	6	deg C	
RPC-1	28	ft	22-Jun-04	Alkalinity, Phenolphthalein	0	mg/l	
RPC-1	28	ft	22-Jun-04	Alkalinity, Total	245	ml	
RPC-1	28	ft	22-Jun-04	Depth, bottom	30	ft	
RPC-1	28	ft	22-Jun-04	Nitrogen, Nitrite (NO2) + Nitrate (NO3) as N		mg/l	ND
RPC-1	28	ft	22-Jun-04	pH	6.84		
RPC-1	28	ft	22-Jun-04	Phosphorus as P	0.573	mg/l	
RPC-1	28	ft	22-Jun-04	Phosphorus as P	0.661	mg/l	
RPC-1	28	ft	22-Jun-04	Solids, suspended, volatile	8	mg/l	
RPC-1	28	ft	22-Jun-04	Solids, Total Suspended (TSS)	11	mg/l	
RPC-1	28	ft	22-Jun-04	Specific conductance	633	umho/cm	
RPC-1	28	ft	22-Jun-04	Temperature, sample	3	deg C	
RPC-1	28	ft	22-Jun-04	Temperature, sample	3	deg C	
RPC-1	28	ft	13-Jul-04	Alkalinity, Phenolphthalein	0	mg/l	
RPC-1	28	ft	13-Jul-04	Alkalinity, Total	285	ml	
RPC-1	28	ft	13-Jul-04	Depth, bottom	28	ft	
RPC-1	28	ft	13-Jul-04	Nitrogen, Nitrite (NO2) + Nitrate (NO3) as N		mg/l	ND
RPC-1	28	ft	13-Jul-04	pH	6.65		
RPC-1	28	ft	13-Jul-04	Phosphorus as P	0.69	mg/l	
RPC-1	28	ft	13-Jul-04	Phosphorus as P	0.751	mg/l	
RPC-1	28	ft	13-Jul-04	Solids, suspended, volatile	9	mg/l	
RPC-1	28	ft	13-Jul-04	Solids, Total Suspended (TSS)	12	mg/l	
RPC-1	28	ft	13-Jul-04	Specific conductance	628	umho/cm	
RPC-1	28	ft	13-Jul-04	Temperature, sample	6	deg C	
RPC-1	28	ft	13-Jul-04	Temperature, sample	6	deg C	
RPC-1	29	ft	11-May-04	Alkalinity, Phenolphthalein	0	mg/l	
RPC-1	29	ft	11-May-04	Alkalinity, Total	220	ml	

StationCode	SampleDepth	SampleDepthUnits	CollectionDate	Analyte	Result	ResultUnits	Qualifier
RPC-1	29	ft	11-May-04	Depth, bottom	30	ft	
RPC-1	29	ft	11-May-04	Depth, Secchi Disk Depth	31	in	
RPC-1	29	ft	11-May-04	Nitrogen, Nitrite (NO2) + Nitrate (NO3) as N		mg/l	ND
RPC-1	29	ft	11-May-04	pH	7.69		
RPC-1	29	ft	11-May-04	Phosphorus as P	0.028	mg/l	
RPC-1	29	ft	11-May-04	Phosphorus as P	0.048	mg/l	
RPC-1	29	ft	11-May-04	Solids, suspended, volatile	2	mg/l	J,ND
RPC-1	29	ft	11-May-04	Solids, Total Suspended (TSS)	4	mg/l	
RPC-1	29	ft	11-May-04	Specific conductance	623	umho/cm	
RPC-1	29	ft	11-May-04	Temperature, sample	6	deg C	
RPC-1	29	ft	11-May-04	Temperature, sample	6	deg C	
RPC-2	1	ft	11-May-04	Alkalinity, Phenolphthalein	20	mg/l	
RPC-2	1	ft	11-May-04	Alkalinity, Total	190	ml	
RPC-2	1	ft	11-May-04	Depth, bottom	20	ft	
RPC-2	1	ft	11-May-04	Depth, Secchi Disk Depth	28	in	
RPC-2	1	ft	11-May-04	Nitrogen, Nitrite (NO2) + Nitrate (NO3) as N	0.85	mg/l	
RPC-2	1	ft	11-May-04	pH	8.68		
RPC-2	1	ft	11-May-04	Phosphorus as P		mg/l	ND
RPC-2	1	ft	11-May-04	Phosphorus as P	0.058	mg/l	
RPC-2	1	ft	11-May-04	Solids, suspended, volatile	6	mg/l	
RPC-2	1	ft	11-May-04	Solids, Total Suspended (TSS)	10	mg/l	
RPC-2	1	ft	11-May-04	Specific conductance	586	umho/cm	
RPC-2	1	ft	11-May-04	Temperature, sample	6	deg C	
RPC-2	1	ft	11-May-04	Temperature, sample	6	deg C	
RPC-2	1	ft	22-Jun-04	Alkalinity, Phenolphthalein	5	mg/l	
RPC-2	1	ft	22-Jun-04	Alkalinity, Total	150	ml	
RPC-2	1	ft	22-Jun-04	Depth, bottom	19	ft	
RPC-2	1	ft	22-Jun-04	Depth, Secchi Disk Depth	30	in	
RPC-2	1	ft	22-Jun-04	Nitrogen, Nitrite (NO2) + Nitrate (NO3) as N	2.6	mg/l	
RPC-2	1	ft	22-Jun-04	pH	8.52		
RPC-2	1	ft	22-Jun-04	Phosphorus as P	0.076	mg/l	
RPC-2	1	ft	22-Jun-04	Solids, suspended, volatile	7	mg/l	
RPC-2	1	ft	22-Jun-04	Solids, Total Suspended (TSS)	8	mg/l	
RPC-2	1	ft	22-Jun-04	Specific conductance	469	umho/cm	
RPC-2	1	ft	22-Jun-04	Temperature, sample	3	deg C	
RPC-2	1	ft	13-Jul-04	Alkalinity, Phenolphthalein	30	mg/l	
RPC-2	1	ft	13-Jul-04	Alkalinity, Total	145	ml	
RPC-2	1	ft	13-Jul-04	Depth, bottom	19	ft	
RPC-2	1	ft	13-Jul-04	Depth, Secchi Disk Depth	24	in	
RPC-2	1	ft	13-Jul-04	Nitrogen, Nitrite (NO2) + Nitrate (NO3) as N	1.62	mg/l	
RPC-2	1	ft	13-Jul-04	pH	8.96		
RPC-2	1	ft	13-Jul-04	Phosphorus as P		mg/l	ND
RPC-2	1	ft	13-Jul-04	Phosphorus as P	0.023	mg/l	
RPC-2	1	ft	13-Jul-04	Solids, suspended, volatile	6	mg/l	
RPC-2	1	ft	13-Jul-04	Solids, Total Suspended (TSS)	7	mg/l	
RPC-2	1	ft	13-Jul-04	Specific conductance	4.35	umho/cm	
RPC-2	1	ft	13-Jul-04	Temperature, sample	6	deg C	
RPC-2	1	ft	13-Jul-04	Temperature, sample	6	deg C	
RPC-2	1	ft	24-Aug-04	Alkalinity, Phenolphthalein	25	mg/l	
RPC-2	1	ft	24-Aug-04	Alkalinity, Total	135	ml	
RPC-2	1	ft	24-Aug-04	Depth, bottom	19	ft	
RPC-2	1	ft	24-Aug-04	Depth, Secchi Disk Depth	24	in	
RPC-2	1	ft	24-Aug-04	Nitrogen, Nitrite (NO2) + Nitrate (NO3) as N		mg/l	ND
RPC-2	1	ft	24-Aug-04	pH	9.16		
RPC-2	1	ft	24-Aug-04	Solids, suspended, volatile	9	mg/l	
RPC-2	1	ft	24-Aug-04	Solids, Total Suspended (TSS)	10	mg/l	
RPC-2	1	ft	24-Aug-04	Specific conductance	351	umho/cm	
RPC-2	1	ft	24-Aug-04	Temperature, sample	3	deg C	
RPC-2	1	ft	24-Aug-04	Temperature, sample	3	deg C	
RPC-2	1	ft	12-Oct-04	Alkalinity, Phenolphthalein	10	mg/l	
RPC-2	1	ft	12-Oct-04	Alkalinity, Total	140	ml	
RPC-2	1	ft	12-Oct-04	Depth, bottom	21	ft	
RPC-2	1	ft	12-Oct-04	Depth, Secchi Disk Depth	30	in	
RPC-2	1	ft	12-Oct-04	Nitrogen, Nitrite (NO2) + Nitrate (NO3) as N		mg/l	ND
RPC-2	1	ft	12-Oct-04	pH	8.58		

StationCode	SampleDepth	SampleDepthUnits	CollectionDate	Analyte	Result	ResultUnits	Qualifier
RPC-2	1	ft	12-Oct-04	Specific conductance	460	umho/cm	
RPC-2	1	ft	12-Oct-04	Temperature, sample	6	deg C	
RPC-2	1	ft	12-Oct-04	Temperature, sample	6	deg C	
RPC-3	1	ft	11-May-04	Alkalinity, Phenolphthalein	15	mg/l	
RPC-3	1	ft	11-May-04	Alkalinity, Total	195	ml	
RPC-3	1	ft	11-May-04	Depth, bottom	10	ft	
RPC-3	1	ft	11-May-04	Depth, Secchi Disk Depth	26	in	
RPC-3	1	ft	11-May-04	Nitrogen, Nitrite (NO2) + Nitrate (NO3) as N	0.87	mg/l	
RPC-3	1	ft	11-May-04	pH	8.6		
RPC-3	1	ft	11-May-04	Phosphorus as P		mg/l	ND
RPC-3	1	ft	11-May-04	Phosphorus as P	0.06	mg/l	
RPC-3	1	ft	11-May-04	Solids, suspended, volatile	7	mg/l	
RPC-3	1	ft	11-May-04	Solids, Total Suspended (TSS)	11	mg/l	
RPC-3	1	ft	11-May-04	Specific conductance	594	umho/cm	
RPC-3	1	ft	11-May-04	Temperature, sample	6	deg C	
RPC-3	1	ft	11-May-04	Temperature, sample	6	deg C	
RPC-3	1	ft	22-Jun-04	Alkalinity, Phenolphthalein	10	mg/l	
RPC-3	1	ft	22-Jun-04	Alkalinity, Total	160	ml	
RPC-3	1	ft	22-Jun-04	Depth, bottom	8	ft	
RPC-3	1	ft	22-Jun-04	Depth, Secchi Disk Depth	24	in	
RPC-3	1	ft	22-Jun-04	Nitrogen, Nitrite (NO2) + Nitrate (NO3) as N	2.64	mg/l	
RPC-3	1	ft	22-Jun-04	pH	8.63		
RPC-3	1	ft	22-Jun-04	Phosphorus as P	0.012	mg/l	
RPC-3	1	ft	22-Jun-04	Phosphorus as P	0.1	mg/l	
RPC-3	1	ft	22-Jun-04	Solids, suspended, volatile	10	mg/l	
RPC-3	1	ft	22-Jun-04	Solids, Total Suspended (TSS)	19	mg/l	
RPC-3	1	ft	22-Jun-04	Specific conductance	463	umho/cm	
RPC-3	1	ft	22-Jun-04	Temperature, sample	3	deg C	
RPC-3	1	ft	22-Jun-04	Temperature, sample	3	deg C	
RPC-3	1	ft	13-Jul-04	Alkalinity, Phenolphthalein	30	mg/l	
RPC-3	1	ft	13-Jul-04	Alkalinity, Total	145	ml	
RPC-3	1	ft	13-Jul-04	Depth, bottom	9	ft	
RPC-3	1	ft	13-Jul-04	Depth, Secchi Disk Depth	24	in	
RPC-3	1	ft	13-Jul-04	Nitrogen, Nitrite (NO2) + Nitrate (NO3) as N	1.6	mg/l	
RPC-3	1	ft	13-Jul-04	pH	8.93		
RPC-3	1	ft	13-Jul-04	Phosphorus as P		mg/l	ND
RPC-3	1	ft	13-Jul-04	Phosphorus as P	0.029	mg/l	
RPC-3	1	ft	13-Jul-04	Solids, suspended, volatile	7	mg/l	
RPC-3	1	ft	13-Jul-04	Solids, Total Suspended (TSS)	11	mg/l	
RPC-3	1	ft	13-Jul-04	Specific conductance	434	umho/cm	
RPC-3	1	ft	13-Jul-04	Temperature, sample	6	deg C	
RPC-3	1	ft	13-Jul-04	Temperature, sample	6	deg C	
RPC-3	1	ft	24-Aug-04	Alkalinity, Phenolphthalein	25	mg/l	
RPC-3	1	ft	24-Aug-04	Alkalinity, Total	125	ml	
RPC-3	1	ft	24-Aug-04	Depth, bottom	9	ft	
RPC-3	1	ft	24-Aug-04	Depth, Secchi Disk Depth	24	in	
RPC-3	1	ft	24-Aug-04	Nitrogen, Nitrite (NO2) + Nitrate (NO3) as N		mg/l	ND
RPC-3	1	ft	24-Aug-04	pH	9.08		
RPC-3	1	ft	24-Aug-04	Solids, suspended, volatile	7	mg/l	
RPC-3	1	ft	24-Aug-04	Solids, Total Suspended (TSS)	9	mg/l	
RPC-3	1	ft	24-Aug-04	Specific conductance	352	umho/cm	
RPC-3	1	ft	24-Aug-04	Temperature, sample	3	deg C	
RPC-3	1	ft	24-Aug-04	Temperature, sample	3	deg C	
RPC-3	1	ft	12-Oct-04	Alkalinity, Phenolphthalein	10	mg/l	
RPC-3	1	ft	12-Oct-04	Alkalinity, Total	140	ml	
RPC-3	1	ft	12-Oct-04	Depth, bottom	9	ft	
RPC-3	1	ft	12-Oct-04	Depth, Secchi Disk Depth	30	in	
RPC-3	1	ft	12-Oct-04	Nitrogen, Nitrite (NO2) + Nitrate (NO3) as N		mg/l	ND
RPC-3	1	ft	12-Oct-04	pH	8.65		
RPC-3	1	ft	12-Oct-04	Specific conductance	460	umho/cm	
RPC-3	1	ft	12-Oct-04	Temperature, sample	6	deg C	
RPC-3	1	ft	12-Oct-04	Temperature, sample	6	deg C	
RPC-3	5	ft	11-May-04	Chlorophyll a, corrected for pheophytin	30.8	ug/l	
RPC-3	5	ft	11-May-04	Chlorophyll a, uncorrected for pheophytin	33.5	ug/l	
RPC-3	5	ft	11-May-04	Chlorophyll-b	3.09	ug/l	

StationCode	SampleDepth	SampleDepthUnits	CollectionDate	Analyte	Result	ResultUnits	Qualifier
RPC-3	5	ft	11-May-04	Chlorophyll-c	5.24	ug/l	
RPC-3	5	ft	11-May-04	Pheophytin-a	2.9	ug/l	
PR-99			04-Jun-13	Alkalinity, total	275	mg/l	
PR-99			04-Jun-13	Aluminum	4.42	ug/l	J
PR-99			04-Jun-13	Aluminum	190	ug/l	
PR-99			04-Jun-13	Ammonia-nitrogen	0.3	mg/l	
PR-99			04-Jun-13	Arsenic		ug/l	ND
PR-99			04-Jun-13	Arsenic		ug/l	ND
PR-99			04-Jun-13	Barium	112	ug/l	
PR-99			04-Jun-13	Barium	109	ug/l	
PR-99			04-Jun-13	Beryllium	0.12	ug/l	J
PR-99			04-Jun-13	Beryllium		ug/l	ND
PR-99			04-Jun-13	Boron	14.8	ug/l	
PR-99			04-Jun-13	Boron	19.3	ug/l	
PR-99			04-Jun-13	Cadmium		ug/l	ND
PR-99			04-Jun-13	Cadmium		ug/l	ND
PR-99			04-Jun-13	Calcium	90200	ug/l	
PR-99			04-Jun-13	Calcium	84900	ug/l	
PR-99			04-Jun-13	Chloride	119	mg/l	
PR-99			04-Jun-13	Chromium	3.47	ug/l	J
PR-99			04-Jun-13	Chromium	1.81	ug/l	J
PR-99			04-Jun-13	Cobalt	1.36	ug/l	J
PR-99			04-Jun-13	Cobalt		ug/l	ND
PR-99			04-Jun-13	Copper	1.29	ug/l	J
PR-99			04-Jun-13	Copper		ug/l	ND
PR-99			04-Jun-13	Cyanide		mg/l	ND
PR-99			04-Jun-13	Fluoride	0.15	mg/l	
PR-99			04-Jun-13	Hardness, Ca, Mg	389000	ug/l	C
PR-99			04-Jun-13	Inorganic nitrogen (nitrate and nitrite)	0.802	mg/l	
PR-99			04-Jun-13	Iron		ug/l	ND
PR-99			04-Jun-13	Iron	299	ug/l	
PR-99			04-Jun-13	Kjeldahl nitrogen	0.6	mg/l	
PR-99			04-Jun-13	Lead		ug/l	ND
PR-99			04-Jun-13	Lead		ug/l	ND
PR-99			04-Jun-13	Magnesium	44300	ug/l	
PR-99			04-Jun-13	Magnesium	43100	ug/l	
PR-99			04-Jun-13	Manganese	17.5	ug/l	
PR-99			04-Jun-13	Manganese	53.3	ug/l	
PR-99			04-Jun-13	Nickel		ug/l	ND
PR-99			04-Jun-13	Nickel	1.27	ug/l	J
PR-99			04-Jun-13	Organic carbon	3.18	mg/l	
PR-99			04-Jun-13	Phenols	4.47	ug/l	J
PR-99			04-Jun-13	Phosphorus	0.074	mg/l	
PR-99			04-Jun-13	Phosphorus	0.114	mg/l	
PR-99			04-Jun-13	Potassium	1950	ug/l	
PR-99			04-Jun-13	Potassium	2010	ug/l	
PR-99			04-Jun-13	Selenium		ug/l	ND
PR-99			04-Jun-13	Selenium		ug/l	ND
PR-99			04-Jun-13	Silver		ug/l	ND
PR-99			04-Jun-13	Silver	1.76	ug/l	J
PR-99			04-Jun-13	Sodium	75700	ug/l	
PR-99			04-Jun-13	Sodium	75900	ug/l	
PR-99			04-Jun-13	Strontium	125	ug/l	
PR-99			04-Jun-13	Strontium	121	ug/l	
PR-99			04-Jun-13	Sulfate	27.4	mg/l	
PR-99			04-Jun-13	Temperature, sample	4	deg C	
PR-99			04-Jun-13	Total suspended solids	18	mg/l	
PR-99			04-Jun-13	Vanadium		ug/l	ND
PR-99			04-Jun-13	Vanadium		ug/l	ND
PR-99			04-Jun-13	Volatile suspended solids	7	mg/l	
PR-99			04-Jun-13	Zinc		ug/l	ND
PR-99			04-Jun-13	Zinc	10.1	ug/l	
PR-99	1	ft	04-Jun-13	Chlorophyll a, corrected for pheophytin	78.8	ug/l	Q
PR-99	1	ft	04-Jun-13	Chlorophyll a, uncorrected for pheophytin	91.1	ug/l	Q
PR-99	1	ft	04-Jun-13	Chlorophyll b	0.67	ug/l	Q

StationCode	SampleDepth	SampleDepthUnits	CollectionDate	Analyte	Result	ResultUnits	Qualifier
PR-99	1	ft	04-Jun-13	Chlorophyll c	8.39	ug/l	Q
PR-99	1	ft	04-Jun-13	Pheophytin a	15.6	ug/l	Q
PR-99			08-Jul-13	Ammonia-nitrogen		mg/l	ND
PR-99			08-Jul-13	Inorganic nitrogen (nitrate and nitrite)	0.909	mg/l	
PR-99			08-Jul-13	Kjeldahl nitrogen	0.495	mg/l	J
PR-99			08-Jul-13	Phosphorus	0.139	mg/l	
PR-99			08-Jul-13	Temperature, sample	2	deg C	
PR-99			08-Jul-13	Total suspended solids	21	mg/l	
PR-99			08-Jul-13	Volatile suspended solids	10	mg/l	
PR-99			10-Jul-13	Alkalinity, total	295	mg/l	
PR-99			10-Jul-13	Aluminum		ug/l	ND
PR-99			10-Jul-13	Aluminum	89.3	ug/l	
PR-99			10-Jul-13	Ammonia-nitrogen		mg/l	ND
PR-99			10-Jul-13	Arsenic		ug/l	ND
PR-99			10-Jul-13	Arsenic		ug/l	ND
PR-99			10-Jul-13	Barium	108	ug/l	
PR-99			10-Jul-13	Barium	115	ug/l	
PR-99			10-Jul-13	Beryllium		ug/l	ND
PR-99			10-Jul-13	Beryllium		ug/l	ND
PR-99			10-Jul-13	Boron	15.5	ug/l	
PR-99			10-Jul-13	Boron	21.6	ug/l	
PR-99			10-Jul-13	Cadmium		ug/l	ND
PR-99			10-Jul-13	Cadmium		ug/l	ND
PR-99			10-Jul-13	Calcium	76500	ug/l	
PR-99			10-Jul-13	Calcium	82200	ug/l	
PR-99			10-Jul-13	Chloride	154	mg/l	
PR-99			10-Jul-13	Chromium	1.42	ug/l	J
PR-99			10-Jul-13	Chromium	1.82	ug/l	J
PR-99			10-Jul-13	Cobalt	0.48	ug/l	J
PR-99			10-Jul-13	Cobalt		ug/l	ND
PR-99			10-Jul-13	Copper		ug/l	ND
PR-99			10-Jul-13	Copper	1.88	ug/l	J
PR-99			10-Jul-13	Cyanide		mg/l	ND
PR-99			10-Jul-13	Fluoride	0.16	mg/l	
PR-99			10-Jul-13	Hardness, Ca, Mg	371000	ug/l	C
PR-99			10-Jul-13	Inorganic nitrogen (nitrate and nitrite)	1.06	mg/l	
PR-99			10-Jul-13	Iron	6.61	ug/l	J
PR-99			10-Jul-13	Iron	84.1	ug/l	
PR-99			10-Jul-13	Kjeldahl nitrogen	0.44	mg/l	J
PR-99			10-Jul-13	Lead		ug/l	ND
PR-99			10-Jul-13	Lead		ug/l	ND
PR-99			10-Jul-13	Magnesium	37700	ug/l	
PR-99			10-Jul-13	Magnesium	40100	ug/l	
PR-99			10-Jul-13	Manganese	12.2	ug/l	
PR-99			10-Jul-13	Manganese	20.4	ug/l	
PR-99			10-Jul-13	Nickel		ug/l	ND
PR-99			10-Jul-13	Nickel	0.93	ug/l	J
PR-99			10-Jul-13	Organic carbon	3.61	mg/l	
PR-99			10-Jul-13	Phenols	2.41	ug/l	J
PR-99			10-Jul-13	Phosphorus	0.059	mg/l	
PR-99			10-Jul-13	Phosphorus	0.086	mg/l	
PR-99			10-Jul-13	Potassium	2160	ug/l	
PR-99			10-Jul-13	Potassium	2450	ug/l	
PR-99			10-Jul-13	Selenium		ug/l	ND
PR-99			10-Jul-13	Selenium		ug/l	ND
PR-99			10-Jul-13	Silver		ug/l	ND
PR-99			10-Jul-13	Silver		ug/l	ND
PR-99			10-Jul-13	Sodium	60800	ug/l	
PR-99			10-Jul-13	Sodium	64000	ug/l	
PR-99			10-Jul-13	Strontium	104	ug/l	
PR-99			10-Jul-13	Strontium	114	ug/l	
PR-99			10-Jul-13	Sulfate		mg/l	ND
PR-99			10-Jul-13	Temperature, sample	3	deg C	
PR-99			10-Jul-13	Total suspended solids	7	mg/l	
PR-99			10-Jul-13	Vanadium		ug/l	ND

StationCode	SampleDepth	SampleDepthUnits	CollectionDate	Analyte	Result	ResultUnits	Qualifier
PR-99			10-Jul-13	Vanadium		ug/l	ND
PR-99			10-Jul-13	Volatile suspended solids	6	mg/l	
PR-99			10-Jul-13	Zinc		ug/l	ND
PR-99			10-Jul-13	Zinc		ug/l	ND
PR-99	1	ft	10-Jul-13	Chlorophyll a, corrected for pheophytin	13.8	ug/l	Q
PR-99	1	ft	10-Jul-13	Chlorophyll a, uncorrected for pheophytin	15	ug/l	Q
PR-99	1	ft	10-Jul-13	Chlorophyll b		ug/l	ND,Q
PR-99	1	ft	10-Jul-13	Chlorophyll c		ug/l	ND,Q
PR-99	1	ft	10-Jul-13	Pheophytin a	1.13	ug/l	Q
PR-99			04-Sep-13	Inorganic nitrogen (nitrate and nitrite)	0.224	mg/l	
PR-99			04-Sep-13	Phosphorus	0.05	mg/l	V
PR-99			04-Sep-13	Temperature, sample	2	deg C	
PR-99			04-Sep-13	Total suspended solids	4	mg/l	
PR-99			04-Sep-13	Volatile suspended solids	4	mg/l	
PR-99			08-Oct-13	Alkalinity, total	265	mg/l	Y
PR-99			08-Oct-13	Aluminum		ug/l	ND
PR-99			08-Oct-13	Aluminum	400	ug/l	
PR-99			08-Oct-13	Ammonia-nitrogen		mg/l	ND,Y
PR-99			08-Oct-13	Arsenic		ug/l	ND
PR-99			08-Oct-13	Arsenic		ug/l	ND
PR-99			08-Oct-13	Barium	58.6	ug/l	
PR-99			08-Oct-13	Barium	64.1	ug/l	
PR-99			08-Oct-13	Beryllium		ug/l	ND
PR-99			08-Oct-13	Beryllium		ug/l	ND
PR-99			08-Oct-13	Boron	14.1	ug/l	
PR-99			08-Oct-13	Boron	14.5	ug/l	
PR-99			08-Oct-13	Cadmium		ug/l	ND
PR-99			08-Oct-13	Cadmium		ug/l	ND
PR-99			08-Oct-13	Calcium	78100	ug/l	
PR-99			08-Oct-13	Calcium	77400	ug/l	
PR-99			08-Oct-13	Chloride	163	mg/l	
PR-99			08-Oct-13	Chromium	2.14	ug/l	J
PR-99			08-Oct-13	Chromium	4	ug/l	J
PR-99			08-Oct-13	Cobalt		ug/l	ND
PR-99			08-Oct-13	Cobalt	0.95	ug/l	J
PR-99			08-Oct-13	Copper	0.5	ug/l	J
PR-99			08-Oct-13	Copper		ug/l	ND
PR-99			08-Oct-13	Cyanide		mg/l	ND,Y
PR-99			08-Oct-13	Fluoride	0.15	mg/l	
PR-99			08-Oct-13	Hardness, Ca, Mg	365000	ug/l	C
PR-99			08-Oct-13	Inorganic nitrogen (nitrate and nitrite)	0.706	mg/l	Y
PR-99			08-Oct-13	Iron	9.67	ug/l	J
PR-99			08-Oct-13	Iron	461	ug/l	
PR-99			08-Oct-13	Kjeldahl nitrogen	0.26	mg/l	J,Y
PR-99			08-Oct-13	Lead		ug/l	ND
PR-99			08-Oct-13	Lead		ug/l	ND
PR-99			08-Oct-13	Magnesium	42100	ug/l	
PR-99			08-Oct-13	Magnesium	41700	ug/l	
PR-99			08-Oct-13	Manganese	26.8	ug/l	
PR-99			08-Oct-13	Manganese	51.6	ug/l	
PR-99			08-Oct-13	Nickel		ug/l	ND
PR-99			08-Oct-13	Nickel		ug/l	ND
PR-99			08-Oct-13	Organic carbon	3.19	mg/l	Y
PR-99			08-Oct-13	Phenols	4.17	ug/l	J,Y
PR-99			08-Oct-13	Phosphorus	0.081	mg/l	Y
PR-99			08-Oct-13	Phosphorus	0.088	mg/l	Y
PR-99			08-Oct-13	Potassium	1150	ug/l	J
PR-99			08-Oct-13	Potassium	1180	ug/l	J
PR-99			08-Oct-13	Selenium		ug/l	ND
PR-99			08-Oct-13	Selenium		ug/l	ND
PR-99			08-Oct-13	Silver	2.12	ug/l	J
PR-99			08-Oct-13	Silver	1.57	ug/l	J
PR-99			08-Oct-13	Sodium	7090	ug/l	
PR-99			08-Oct-13	Sodium	6910	ug/l	
PR-99			08-Oct-13	Strontium	83.4	ug/l	

StationCode	SampleDepth	SampleDepthUnits	CollectionDate	Analyte	Result	ResultUnits	Qualifier
PR-99			08-Oct-13	Strontium	83.5	ug/l	
PR-99			08-Oct-13	Sulfate		mg/l	ND,Y
PR-99			08-Oct-13	Temperature, sample	9	deg C	
PR-99			08-Oct-13	Total suspended solids	5	mg/l	Y
PR-99			08-Oct-13	Vanadium		ug/l	ND
PR-99			08-Oct-13	Vanadium		ug/l	ND
PR-99			08-Oct-13	Volatile suspended solids	4	mg/l	Y
PR-99			08-Oct-13	Zinc		ug/l	ND
PR-99			08-Oct-13	Zinc		ug/l	ND
PR-99	1	ft	08-Oct-13	Chlorophyll a, corrected for pheophytin	0.56	ug/l	Q
PR-99	1	ft	08-Oct-13	Chlorophyll a, uncorrected for pheophytin	0.86	ug/l	Q
PR-99	1	ft	08-Oct-13	Chlorophyll b		ug/l	ND,Q
PR-99	1	ft	08-Oct-13	Chlorophyll c		ug/l	ND,Q
PR-99	1	ft	08-Oct-13	Pheophytin a		ug/l	ND,Q
PR-99			04-Sep-13	Kjeldahl nitrogen		mg/l	ND
PR-99			04-Sep-13	Ammonia-nitrogen	0.25	mg/l	
PR-99			04-Jun-13	Dissolved oxygen (DO)	8.73	mg/l	
PR-99			04-Jun-13	Dissolved oxygen saturation	91.4	%	
PR-99			04-Jun-13	pH	7.95	none	
PR-99			04-Jun-13	Specific conductance	1179	umho/cm	
PR-99			04-Jun-13	Temperature, water	16.42	deg C	
PR-99			04-Jun-13	Turbidity	6.4	NTU	
PR-99			10-Jul-13	Dissolved oxygen (DO)	7.86	mg/l	
PR-99			10-Jul-13	Dissolved oxygen saturation	95.4	%	
PR-99			10-Jul-13	pH	8.34	none	
PR-99			10-Jul-13	Specific conductance	997	umho/cm	
PR-99			10-Jul-13	Temperature, water	23.74	deg C	
PR-99			10-Jul-13	Turbidity	3.4	NTU	
PR-99			08-Oct-13	Dissolved oxygen (DO)	9.4	mg/l	
PR-99			08-Oct-13	Dissolved oxygen saturation	89.3	%	
PR-99			08-Oct-13	pH	7.84	none	
PR-99			08-Oct-13	Specific conductance	1079	umho/cm	
PR-99			08-Oct-13	Temperature, water	12.3	deg C	
PR-99			08-Oct-13	Turbidity	2.6	NTU	
PR-99			29-Jul-08	Alkalinity, total	271	mg/l	
PR-99			29-Jul-08	Carbon, organic	8.26	mg/l	
PR-99			29-Jul-08	Chloride	39.6	mg/l	
PR-99			29-Jul-08	Cyanide		mg/l	ND
PR-99			29-Jul-08	Cyanide		mg/l	ND
PR-99			29-Jul-08	Fluorides	0.082	mg/l	J
PR-99			29-Jul-08	Nitrogen, ammonia as N		mg/l	ND
PR-99			29-Jul-08	Nitrogen, Kjeldahl	1.14	mg/l	
PR-99			29-Jul-08	Nitrogen, Nitrite (NO2) + Nitrate (NO3) as N	1.1	mg/l	
PR-99			29-Jul-08	Phenol		ug/l	ND
PR-99			29-Jul-08	Phosphorus as P		mg/l	ND
PR-99			29-Jul-08	Phosphorus as P	0.024	mg/l	J
PR-99			29-Jul-08	Solids, suspended, volatile	4	mg/l	
PR-99			29-Jul-08	Solids, Total Suspended (TSS)	5.6	mg/l	
PR-99			29-Jul-08	Sulfate	48	mg/l	
PR-99			29-Jul-08	Temperature, sample	1	deg C	
PR-99			09-Sep-08	Alkalinity, total	239	mg/l	
PR-99			09-Sep-08	Carbon, organic	6.81	mg/l	
PR-99			09-Sep-08	Chloride	117	mg/l	
PR-99			09-Sep-08	Cyanide		mg/l	ND
PR-99			09-Sep-08	Cyanide		mg/l	ND
PR-99			09-Sep-08	Fluorides	0.11	mg/l	J
PR-99			09-Sep-08	Nitrogen, ammonia as N		mg/l	ND
PR-99			09-Sep-08	Nitrogen, Kjeldahl		mg/l	ND
PR-99			09-Sep-08	Nitrogen, Nitrite (NO2) + Nitrate (NO3) as N	1.7	mg/l	
PR-99			09-Sep-08	Phenol		ug/l	ND
PR-99			09-Sep-08	Phosphorus as P	0.03	mg/l	J
PR-99			09-Sep-08	Phosphorus as P	0.1	mg/l	
PR-99			09-Sep-08	Solids, suspended, volatile	4.8	mg/l	
PR-99			09-Sep-08	Solids, Total Suspended (TSS)	6.4	mg/l	
PR-99			09-Sep-08	Sulfate	38	mg/l	

StationCode	SampleDepth	SampleDepthUnits	CollectionDate	Analyte	Result	ResultUnits	Qualifier
PR-99			09-Sep-08	Temperature, sample	1	deg C	
PR-99			29-Jul-08	Aluminum	4.19	ug/l	J
PR-99			29-Jul-08	Aluminum	63.6	ug/l	
PR-99			29-Jul-08	Arsenic		ug/l	ND
PR-99			29-Jul-08	Arsenic		ug/l	ND
PR-99			29-Jul-08	Barium	103	ug/l	
PR-99			29-Jul-08	Barium	104	ug/l	
PR-99			29-Jul-08	Boron	21.3	ug/l	
PR-99			29-Jul-08	Boron	22.2	ug/l	
PR-99			29-Jul-08	Cadmium		ug/l	ND
PR-99			29-Jul-08	Cadmium	0.23	ug/l	J
PR-99			29-Jul-08	Calcium	80500	ug/l	
PR-99			29-Jul-08	Calcium	80900	ug/l	
PR-99			29-Jul-08	Chromium	0.73	ug/l	J
PR-99			29-Jul-08	Chromium	0.92	ug/l	J
PR-99			29-Jul-08	Cobalt		ug/l	ND
PR-99			29-Jul-08	Cobalt		ug/l	ND
PR-99			29-Jul-08	Copper	3.5	ug/l	J
PR-99			29-Jul-08	Copper	3.9	ug/l	J
PR-99			29-Jul-08	Hardness, Ca + Mg	403000	ug/l	C
PR-99			29-Jul-08	Iron	6.96	ug/l	J
PR-99			29-Jul-08	Iron	96.1	ug/l	
PR-99			29-Jul-08	Lead		ug/l	ND
PR-99			29-Jul-08	Lead		ug/l	ND
PR-99			29-Jul-08	Magnesium	48400	ug/l	
PR-99			29-Jul-08	Magnesium	48700	ug/l	
PR-99			29-Jul-08	Manganese	8.09	ug/l	J
PR-99			29-Jul-08	Manganese	13.2	ug/l	J
PR-99			29-Jul-08	Nickel	1.19	ug/l	J
PR-99			29-Jul-08	Nickel	1.17	ug/l	J
PR-99			29-Jul-08	Potassium	2450	ug/l	
PR-99			29-Jul-08	Potassium	2480	ug/l	
PR-99			29-Jul-08	Silver		ug/l	ND
PR-99			29-Jul-08	Silver		ug/l	ND
PR-99			29-Jul-08	Sodium	60600	ug/l	
PR-99			29-Jul-08	Sodium	63200	ug/l	
PR-99			29-Jul-08	Strontium	120	ug/l	
PR-99			29-Jul-08	Strontium	121	ug/l	
PR-99			29-Jul-08	Zinc	3.52	ug/l	J
PR-99			29-Jul-08	Zinc	3.49	ug/l	J
PR-99	1	ft	29-Jul-08	Chlorophyll a, corrected for pheophytin	10.2	ug/l	
PR-99	1	ft	29-Jul-08	Chlorophyll a, uncorrected for pheophytin	10.7	ug/l	
PR-99	1	ft	29-Jul-08	Chlorophyll-b		ug/l	ND
PR-99	1	ft	29-Jul-08	Chlorophyll-c	1.04	ug/l	
PR-99	1	ft	29-Jul-08	Pheophytin-a		ug/l	ND
PR-99	1	ft	29-Jul-08	Temperature, sample	0	deg C	
PR-99			09-Sep-08	Aluminum		ug/l	ND
PR-99			09-Sep-08	Aluminum	252	ug/l	
PR-99			09-Sep-08	Arsenic		ug/l	ND
PR-99			09-Sep-08	Arsenic		ug/l	ND
PR-99			09-Sep-08	Barium	87.2	ug/l	
PR-99			09-Sep-08	Barium	91.4	ug/l	
PR-99			09-Sep-08	Boron	17.8	ug/l	
PR-99			09-Sep-08	Boron	17.2	ug/l	
PR-99			09-Sep-08	Cadmium	0.27	ug/l	J
PR-99			09-Sep-08	Cadmium	0.33	ug/l	J
PR-99			09-Sep-08	Calcium	66800	ug/l	
PR-99			09-Sep-08	Calcium	68000	ug/l	
PR-99			09-Sep-08	Chromium	0.81	ug/l	J
PR-99			09-Sep-08	Chromium	1.55	ug/l	J
PR-99			09-Sep-08	Cobalt		ug/l	ND
PR-99			09-Sep-08	Cobalt		ug/l	ND
PR-99			09-Sep-08	Copper	3.68	ug/l	J
PR-99			09-Sep-08	Copper	4.46	ug/l	J
PR-99			09-Sep-08	Hardness, Ca + Mg	310000	ug/l	C

StationCode	SampleDepth	SampleDepthUnits	CollectionDate	Analyte	Result	ResultUnits	Qualifier
PR-99			09-Sep-08	Iron	8.81	ug/l	J
PR-99			09-Sep-08	Iron	324	ug/l	
PR-99			09-Sep-08	Lead		ug/l	ND
PR-99			09-Sep-08	Lead		ug/l	ND
PR-99			09-Sep-08	Magnesium	33600	ug/l	
PR-99			09-Sep-08	Magnesium	34100	ug/l	
PR-99			09-Sep-08	Manganese	8.23	ug/l	J
PR-99			09-Sep-08	Manganese	20.2	ug/l	
PR-99			09-Sep-08	Nickel	1.01	ug/l	J
PR-99			09-Sep-08	Nickel	0.93	ug/l	J
PR-99			09-Sep-08	Potassium	2610	ug/l	
PR-99			09-Sep-08	Potassium	2700	ug/l	
PR-99			09-Sep-08	Silver		ug/l	ND
PR-99			09-Sep-08	Silver		ug/l	ND
PR-99			09-Sep-08	Sodium	46200	ug/l	
PR-99			09-Sep-08	Sodium	46900	ug/l	
PR-99			09-Sep-08	Strontium	89.9	ug/l	
PR-99			09-Sep-08	Strontium	92.4	ug/l	
PR-99			09-Sep-08	Zinc	1.23	ug/l	J
PR-99			09-Sep-08	Zinc	2.74	ug/l	J
PR-99			09-Sep-08	Chlorophyll a, corrected for pheophytin	4.9	ug/l	
PR-99			09-Sep-08	Chlorophyll a, uncorrected for pheophytin	5.9	ug/l	
PR-99			09-Sep-08	Chlorophyll-b		ug/l	ND
PR-99			09-Sep-08	Chlorophyll-c		ug/l	ND
PR-99			09-Sep-08	Pheophytin-a	1.37	ug/l	
PR-99			09-Sep-08	Temperature, sample	0	deg C	
PR-99			07-Oct-08	Arsenic		ug/l	ND
PR-99			07-Oct-08	Arsenic		ug/l	ND
PR-99			07-Oct-08	Barium	118	ug/l	
PR-99			07-Oct-08	Barium	123	ug/l	
PR-99			07-Oct-08	Boron	18.8	ug/l	
PR-99			07-Oct-08	Boron	20	ug/l	
PR-99			07-Oct-08	Cadmium		ug/l	ND
PR-99			07-Oct-08	Cadmium		ug/l	ND
PR-99			07-Oct-08	Calcium	110000	ug/l	
PR-99			07-Oct-08	Calcium	110000	ug/l	
PR-99			07-Oct-08	Chromium		ug/l	ND
PR-99			07-Oct-08	Chromium		ug/l	ND
PR-99			07-Oct-08	Cobalt	1.67	ug/l	J
PR-99			07-Oct-08	Cobalt		ug/l	ND
PR-99			07-Oct-08	Copper	1.93	ug/l	J
PR-99			07-Oct-08	Copper	2.53	ug/l	J
PR-99			07-Oct-08	Hardness, Ca + Mg	496000	ug/l	C
PR-99			07-Oct-08	Iron	6.53	ug/l	J
PR-99			07-Oct-08	Iron	32.9	ug/l	J
PR-99			07-Oct-08	Lead	0.89	ug/l	J
PR-99			07-Oct-08	Lead	1.18	ug/l	J
PR-99			07-Oct-08	Magnesium	53400	ug/l	
PR-99			07-Oct-08	Magnesium	53700	ug/l	
PR-99			07-Oct-08	Manganese	7.7	ug/l	J
PR-99			07-Oct-08	Manganese	5.86	ug/l	J
PR-99			07-Oct-08	Nickel	1.67	ug/l	J
PR-99			07-Oct-08	Nickel	1.77	ug/l	J
PR-99			07-Oct-08	Potassium	2300	ug/l	
PR-99			07-Oct-08	Potassium	2310	ug/l	
PR-99			07-Oct-08	Silver	1.19	ug/l	J
PR-99			07-Oct-08	Silver	1.37	ug/l	J
PR-99			07-Oct-08	Sodium	60500	ug/l	
PR-99			07-Oct-08	Sodium	60100	ug/l	
PR-99			07-Oct-08	Strontium	137	ug/l	
PR-99			07-Oct-08	Strontium	140	ug/l	
PR-99			07-Oct-08	Zinc	8.8	ug/l	J
PR-99			07-Oct-08	Zinc	10.2	ug/l	J
PR-99			07-Oct-08	Chlorophyll a, corrected for pheophytin	4.03	ug/l	
PR-99			07-Oct-08	Chlorophyll a, uncorrected for pheophytin	4.81	ug/l	

StationCode	SampleDepth	SampleDepthUnits	CollectionDate	Analyte	Result	ResultUnits	Qualifier
PR-99			07-Oct-08	Chlorophyll-b		ug/l	ND
PR-99			07-Oct-08	Chlorophyll-c		ug/l	ND
PR-99			07-Oct-08	Pheophytin-a	1.01	ug/l	
PR-99			07-Oct-08	Temperature, sample	0	deg C	

This page intentionally left blank.

Appendix D

Public Comments

This page intentionally left blank.

Appendix D

Public Comments

A summary of comments received following the Stage 1 Public Meeting (June 30, 2021) are provided below. Original emails are included following the summary for reference. Relevant information has been included in the Stage 1 Final Report:

- July 28 and August 4, 2021 Emails from Dennis Anthony, Executive Director of Winnebago County Soil and Water Conservation District, transmitting a 2002 watershed report for North Fork Kent Creek and a 2008 draft modeling report for Kinnickinnick Creek and North Fork Kent Creek.
- August 9, 2021 Email from Shelley Best, Sustainability & Resiliency Coordinator for the Region 1 Planning Council, noting a comment from Winnebago County.
- August 2, 2021 Email from Albert Ettinger inquiring about the arsenic 303(d) listing on Keith Creek.

From: danthonyswcd@comcast.net <danthonyswcd@comcast.net>
Sent: Wednesday, July 28, 2021 3:27 PM
To: Haile, Abel <Abel.Haile@Illinois.gov>
Subject: [External] RE: Cycle 2018 Draft Stage 1 Illinois Vision TMDL Watersheds

Abel,

There was some work done as part of the IDNR C2000 program on the North Fork Kent Creek watershed in 2002. I'm not sure if you have access that to data.

In additional there may be some old limited data to one of the branches of the Kinnikinnick Creek, I can't remember which one, from around that time, as well as perhaps Willow Creek.

Sincerely,

Dennis Anthony
Executive Director
Winnebago County SWCD
Phone: 815-965-2392, x3247
www.winnebagoswcd.org

From: Haile, Abel <Abel.Haile@Illinois.gov>
Sent: Tuesday, August 3, 2021 12:02 PM
To: danthonyswcd@comcast.net
Cc: Davis, Christine L. <Christine.Davis@Illinois.gov>
Subject: RE: [External] RE: Cycle 2018 Draft Stage 1 Illinois Vision TMDL Watersheds

Hello Dennis,

Thank you for sharing information about IDNR's C2000 program for the North Fork Kent Creek watershed.

Apologies for my late response.

Do you happen to have access or a link to the data (report)?

We plan to reach-out to IDNR to help us find any available WQ report\study completed in the past for the subject watershed.

In addition, we will also work with our Surface Water Monitoring Section to look for water quality data for Kinnikinnick Creek and Willow Creek.

Thanks,

Abel

From: danthonyswcd@comcast.net <danthonyswcd@comcast.net>
Sent: Wednesday, August 4, 2021 8:58 AM
To: Haile, Abel <Abel.Haile@Illinois.gov>
Cc: Davis, Christine L. <Christine.Davis@Illinois.gov>
Subject: RE: [External] RE: Cycle 2018 Draft Stage 1 Illinois Vision TMDL Watersheds

Abel,

I have a hard copy of the report. I will check with the Rockford Park District to see if they have a digital copy.

Dennis Anthony

Executive Director

Winnebago County SWCD

Phone: 815-965-2392, x3247

www.winnebagoswcd.org

From: Haile, Abel <Abel.Haile@Illinois.gov>
Sent: Wednesday, August 4, 2021 9:59 AM
To: danthonyswcd@comcast.net
Cc: Davis, Christine L. <Christine.Davis@Illinois.gov>
Subject: RE: [External] RE: Cycle 2018 Draft Stage 1 Illinois Vision TMDL Watersheds

That is Great!

Looking forward for the electronic report.

Thanks,

Abel

From:	danthonyswcd@comcast.net
To:	Haile, Abel
Cc:	Davis, Christine L.
Subject:	RE: [External] RE: Cycle 2018 Draft Stage 1 Illinois Vision TMDL Watersheds
Date:	Wednesday, August 4, 2021 2:26:06 PM
Attachments:	KCWS Final Report 12-17 as on CD.doc

Here it is.

Dennis Anthony

Executive Director

Winnebago County SWCD

Phone: 815-965-2392, x3247

www.winnebagoswcd.org

From:	danthonyswcd@comcast.net
To:	Haile, Abel
Cc:	Davis, Christine L.
Subject:	RE: [External] RE: Cycle 2018 Draft Stage 1 Illinois Vision TMDL Watersheds
Date:	Wednesday, August 4, 2021 2:41:26 PM
Attachments:	S Kinnickinnik Cr & N Kent Cr.pdf

Abel,

Here is another report with some info on the S. Fork of Kinnickinnik Cree and the N. Fork of Kent Creek.

Dennis Anthony

Executive Director

Winnebago County SWCD

Phone: 815-965-2392, x3247

www.winnebagoswcd.org

From:	Shelby Best
To:	Haile, Abel
Subject:	[External] RE: TMDL Draft Public Comment Opportunity
Date:	Monday, August 9, 2021 12:33:08 PM
Attachments:	image002.png

Good afternoon Abel,
I saw that the deadline to submit written comments had been extended. Below please find the official public comment. Please let me know if you need anything else.
"Winnebago County Chairman Joseph V. Chiarelli submits the following comments regarding the Cycle 2018 Draft State 1 Total Maximum Daily Load (Illinois Vision TMDL Watersheds) on behalf of the Winnebago County Board:
"Upon reviewing the Stage 1 Draft report for the Rock River and Pierce Lake watershed, Winnebago County has identified the need for updated local water quality sample collection to reflect and monitor changes since the last recorded collection in 2013. The County will continue to engage with the IEPA throughout TMDL report stages (2 and 3), and collaborate with the agency to locally monitor, address and mitigate potential sources of impairment to preserve water quality, public health and mitigate subsequent issues through long term planning and environmental regulation. The continued collaboration and communication with the IEPA will inform future local planning efforts related to the criteria stated above."

Shelby Best
Sustainability & Resiliency Coordinator
M 815-408-1287
E sbest@r1planning.org

From: Albert Ettinger
To: Haile, Abel
Subject: [External] Arsenic in Keith Creek
Date: Sunday, August 1, 2021 9:16:20 AM

I was glancing through the presentation on TMDLs that are underway and noticed a Keith Creek is listed for arsenic. Anything easy you can send me on the cause of that impairment. To my knowledge, that is the only arsenic impairment listed for a creek in Illinois. (my knowledge may be limited)

--
Albert Ettinger
53 W. Jackson #1664
Chicago, Illinois 60604

Ettinger.Albert@gmail.com
773 818 4825

From: Haile, Abel <Abel.Haile@Illinois.gov>
Sent: Monday, August 2, 2021 1:13 PM
To: Ristau, Allison <ALLISON.RISTAU@Illinois.gov>; Vidales, Nicole <Nicole.Vidales@Illinois.gov>
Cc: Davis, Christine L. <Christine.Davis@Illinois.gov>; Podlewski, Drew <Drew.Podlewski@illinois.gov>
Subject: FW: [External] Arsenic in Keith Creek

Hi Allison and Nicole:

Please see email below for comments received for:

Cycle 2018 Draft Stage 1 Total Maximum Daily Load (please see attached Public Notice, page 2, and highlighted).

Rock River/Pierce Lake Watershed:

The potential TMDL causes of impairment include: Keith Creek (IL_PR-01 and IL_PR-99) for Arse , Fecal Coliform, pH and Zinc, and South Fork Kent Creek (IL_PSA) for

Fecal Coliform, and North Fork Kent Creek (IL_PSB-01) for Fecal Coliform, and South Kinnikinnick Creek (IL_PT) for Fecal Coliform, and North Kinnikinnick Creek (IL_PU) for Fecal Coliform, and Spring Creek-North (IL_PZZG) for Fecal Coliform, and Pierce Lake (IL_RPC) for Total Phosphorus;

The impairment information is also available on the 2018 Integrated Report (Appendix A-2, page 18 of 39,pdf) and link is below:
https://www2.illinois.gov/epa/topics/water-quality/watershed-management/tmdls/Documents/Appendix%20A-2_303d_by_name_FINAL_5-20-19.pdf

Any information that you could provide will be helpful to respond to the comments.

Thanks,
Abel

From: Vidales, Nicole
To: Haile, Abel; Ristau, Allison
Cc: Davis, Christine L.; Podlewski, Drew
Subject: RE: [External] Arsenic in Keith Creek
Date: Monday, August 2, 2021 12:48:48 PM
Attachments: additional sed data 2007 08_Crosstab.xlsx

Abel,

Segment IL_PR-01 has not been assessed for Aquatic Life Use. This segment is not supporting for Fecal Coliform
Segment IL_PR-99 was assessed for Aquatic Life Use in 2010 by Howard using Intensive Basin Survey Data from 2008. I reassessed this Segment reassessed in 2015 using Intensive Basin Survey data from 2013. From the comments below, copied from ATTAINS, it looks like Arsenic was found in sediment collected as part of the 2008 survey. Attached are the sediment results, scroll down to Row 190.

Comments in ATTAINS: 3/4/10 ALU. IBS 2008 station PR-99. mIBI = 48.1, MBI = 5.9 (replicate 20-jab: mIBI = 48.6, MBI = 5.7), fIBI = 28. QHEI = 47, Silt = normal, Cover = sparse, Channel = recovering/ed, Riparian = very narrow, Erosion = none. WQ - ok, Sediment: Ar, Methoxychlor. SCORE station Trib3 (10th Ave. Park): pH (1/25, 6.28), T. Ni chronic (1/24, no 4-quotient mean >1). T. Zn chronic (4/24, one 4-quotient mean >1). FC geom = 1724, 83% >400 (18 samples). 2012 Primary Contact: Rock R. Study Group (Tenth Ave.) GM=594, 80%>400, N=5 3/17/2015 Notes: IEPA\IDNR 2013 IBS at PR-99: fIBI=31, mIBI=39.2, QHEI=55.5, No IBS WQ or CM exceedences.

I hope this helps. Please give me a call if you need additional information.
Nicole
217-557-8746

This page intentionally left blank.

Appendix E

Load Duration Curves

CDM Smith

This page intentionally left blank.

Gage ID	Date	Discharge (CFS)	Gage Discharge (less Surrogate NPDES) (CFS)	Watershed Area Ratio	Calculated flow (CFS)	Rank	Flow Exceedance %	Parameter	Results	Units (mg or micro_gram	Limit/Standard	100mL/CF	sec/day	Actual Load (million colonies/day)	Allowable Load (million colonies/day)
5439000	8/24/2007	2890	2890	0.1459	421.75	1	0.0085%	Fecal		CFU/100 mL	200	283.2	86400	-	2,063,911.0
5439000	8/25/2007	2440	2440	0.1459	356.08	2	0.0170%	Fecal		CFU/100 mL	200	283.2	86400	-	1,742,540.8
5439000	7/18/1996	1980	1980	0.1459	288.95	3	0.0254%	Fecal		CFU/100 mL	200	283.2	86400	-	1,414,029.0
5439000	9/14/2008	1830	1830	0.1459	267.06	4	0.0339%	Fecal		CFU/100 mL	200	283.2	86400	-	1,306,905.6
5439000	9/15/2008	1820	1820	0.1459	265.60	5	0.0424%	Fecal		CFU/100 mL	200	283.2	86400	-	1,299,764.0
5439000	7/19/1996	1680	1680	0.1459	245.17	6	0.0509%	Fecal		CFU/100 mL	200	283.2	86400	-	1,199,782.2
5439000	8/26/2007	1620	1620	0.1459	236.41	7	0.0593%	Fecal		CFU/100 mL	200	283.2	86400	-	1,156,932.8
5439000	2/21/1997	1580	1580	0.1459	230.58	8	0.0678%	Fecal		CFU/100 mL	200	283.2	86400	-	1,128,366.6
5439000	5/15/2020	1580	1580	0.1459	230.58	8	0.0678%	Fecal		CFU/100 mL	200	283.2	86400	-	1,128,366.6
5439000	5/12/2016	1560	1560	0.1459	227.66	10	0.0848%	Fecal		CFU/100 mL	200	283.2	86400	-	1,114,083.4
5439000	4/18/2013	1550	1550	0.1459	226.20	11	0.0932%	Fecal		CFU/100 mL	200	283.2	86400	-	1,106,941.9
5439000	2/22/1997	1490	1490	0.1459	217.44	12	0.1017%	Fecal		CFU/100 mL	200	283.2	86400	-	1,064,092.5
5439000	4/19/2013	1430	1430	0.1459	208.69	13	0.1102%	Fecal		CFU/100 mL	200	283.2	86400	-	1,021,243.1
5439000	6/16/2015	1310	1310	0.1459	191.17	14	0.1187%	Fecal		CFU/100 mL	200	283.2	86400	-	935,544.4
5439000	5/13/2016	1270	1270	0.1459	185.34	15	0.1271%	Fecal		CFU/100 mL	200	283.2	86400	-	906,978.2
5439000	9/16/2008	1220	1220	0.1459	178.04	16	0.1356%	Fecal		CFU/100 mL	200	283.2	86400	-	871,270.4
5439000	3/24/1993	1210	1210	0.1459	176.58	17	0.1441%	Fecal		CFU/100 mL	200	283.2	86400	-	864,128.8
5439000	7/20/1996	1190	1190	0.1459	173.66	18	0.1526%	Fecal		CFU/100 mL	200	283.2	86400	-	849,845.7
5439000	2/20/1994	1180	1180	0.1459	172.20	19	0.1610%	Fecal		CFU/100 mL	200	283.2	86400	-	842,704.1
5439000	3/9/2009	1170	1170	0.1459	170.74	20	0.1695%	Fecal		CFU/100 mL	200	283.2	86400	-	835,562.6
5439000	8/6/1996	1130	1130	0.1459	164.91	21	0.1780%	Fecal		CFU/100 mL	200	283.2	86400	-	806,996.3
5439000	5/31/2004	1130	1130	0.1459	164.91	21	0.1780%	Fecal		CFU/100 mL	200	283.2	86400	-	806,996.3
5439000	5/26/1991	1120	1120	0.1459	163.45	23	0.1949%	Fecal		CFU/100 mL	200	283.2	86400	-	799,854.8
5439000	3/3/2008	1120	1120	0.1459	163.45	23	0.1949%	Fecal		CFU/100 mL	200	283.2	86400	-	799,854.8
5439000	5/30/2011	1120	1120	0.1459	163.45	23	0.1949%	Fecal		CFU/100 mL	200	283.2	86400	-	799,854.8
5439000	5/16/2020	1110	1110	0.1459	161.99	26	0.2204%	Fecal		CFU/100 mL	200	283.2	86400	-	792,713.2
5439000	5/29/1996	1100	1100	0.1459	160.53	27	0.2289%	Fecal		CFU/100 mL	200	283.2	86400	-	785,571.7
5439000	6/17/2015	1070	1070	0.1459	156.15	28	0.2373%	Fecal		CFU/100 mL	200	283.2	86400	-	764,147.0
5439000	8/23/2007	1050	1050	0.1459	153.23	29	0.2458%	Fecal		CFU/100 mL	200	283.2	86400	-	749,863.8
5439000	6/5/2002	1040	1040	0.1459	151.77	30	0.2543%	Fecal		CFU/100 mL	200	283.2	86400	-	742,722.3
5439000	3/29/2020	1030	1030	0.1459	150.31	31	0.2628%	Fecal		CFU/100 mL	200	283.2	86400	-	735,580.7
5439000	8/27/2007	1010	1010	0.1459	147.39	32	0.2712%	Fecal		CFU/100 mL	200	283.2	86400	-	721,297.6
5439000	5/18/2020	999	999	0.1459	145.79	33	0.2797%	Fecal		CFU/100 mL	200	283.2	86400	-	713,441.9
5439000	2/25/2001	992	992	0.1459	144.77	34	0.2882%	Fecal		CFU/100 mL	200	283.2	86400	-	708,442.8
5439000	2/23/1997	968	968	0.1459	141.26	35	0.2967%	Fecal		CFU/100 mL	200	283.2	86400	-	691,303.1
5439000	3/11/2013	956	956	0.1459	139.51	36	0.3051%	Fecal		CFU/100 mL	200	283.2	86400	-	682,733.2
5439000	12/28/2008	932	932	0.1459	136.01	37	0.3136%	Fecal		CFU/100 mL	200	283.2	86400	-	665,593.4
5439000	9/13/2008	930	930	0.1459	135.72	38	0.3221%	Fecal		CFU/100 mL	200	283.2	86400	-	664,165.1
5439000	7/19/1993	921	921	0.1459	134.41	39	0.3306%	Fecal		CFU/100 mL	200	283.2	86400	-	657,737.7
5439000	6/1/2004	921	921	0.1459	134.41	39	0.3306%	Fecal		CFU/100 mL	200	283.2	86400	-	657,737.7
5439000	3/10/2019	912	912	0.1459	133.09	41	0.3475%	Fecal		CFU/100 mL	200	283.2	86400	-	651,310.3
5439000	5/14/2010	901	901	0.1459	131.49	42	0.3560%	Fecal		CFU/100 mL	200	283.2	86400	-	643,454.6
5439000	3/8/2009	899	899	0.1459	131.19	43	0.3645%	Fecal		CFU/100 mL	200	283.2	86400	-	642,026.3
5439000	3/14/2019	894	894	0.1459	130.46	44	0.3729%	Fecal		CFU/100 mL	200	283.2	86400	-	638,455.5
5439000	5/1/2019	888	888	0.1459	129.59	45	0.3814%	Fecal		CFU/100 mL	200	283.2	86400	-	634,170.6
5439000	2/21/2018	887	887	0.1459	129.44	46	0.3899%	Fecal		CFU/100 mL	200	283.2	86400	-	633,456.4
5439000	6/18/2015	875	875	0.1459	127.69	47	0.3984%	Fecal		CFU/100 mL	200	283.2	86400	-	624,886.5
5439000	5/13/2010	873	873	0.1459	127.40	48	0.4068%	Fecal		CFU/100 mL	200	283.2	86400	-	623,458.2
5439000	5/1/2017	863	863	0.1459	125.94	49	0.4153%	Fecal		CFU/100 mL	200	283.2	86400	-	616,316.7
5439000	5/14/2016	852	852	0.1459	124.34	50	0.4238%	Fecal		CFU/100 mL	200	283.2	86400	-	608,461.0
5439000	6/14/1999	849	849	0.1459	123.90	51	0.4323%	Fecal		CFU/100 mL	200	283.2	86400	-	606,318.5
5439000	2/20/2018	849	849	0.1459	123.90	51	0.4323%	Fecal		CFU/100 mL	200	283.2	86400	-	606,318.5
5439000	4/20/2013	846	846	0.1459	123.46	53	0.4492%	Fecal		CFU/100 mL	200	283.2	86400	-	604,176.0
5439000	3/23/1993	845	845	0.1459	123.31	54	0.4577%	Fecal		CFU/100 mL	200	283.2	86400	-	603,461.9
5439000	3/12/2013	843	843	0.1459	123.02	55	0.4662%	Fecal		CFU/100 mL	200	283.2	86400	-	602,033.5
5439000	9/17/2008	836	836	0.1459	122.00	56	0.4747%	Fecal		CFU/100 mL	200	283.2	86400	-	597,034.5
5439000	5/2/2019	826	826	0.1459	120.54	57	0.4831%	Fecal		CFU/100 mL	200	283.2	86400	-	589,892.9
5439000	6/25/1994	825	825	0.1459	120.40	58	0.4916%	Fecal		CFU/100 mL	200	283.2	86400	-	589,178.7
5439000	3/4/1993	824	824	0.1459	120.25	59	0.5001%	Fecal		CFU/100 mL	200	283.2	86400	-	588,464.6
5439000	5/27/1991	820	820	0.1459	119.67	60	0.5086%	Fecal		CFU/100 mL	200	283.2	86400	-	585,608.0
5439000	3/10/2009	819	819	0.1459	119.52	61	0.5170%	Fecal		CFU/100 mL	200	283.2	86400	-	584,893.8
5439000	4/30/2019	818	818	0.1459	119.37	62	0.5255%	Fecal		CFU/100 mL	200	283.2	86400	-	584,179.6
5439000	5/22/2004	811	811	0.1459	118.35	63	0.5340%	Fecal		CFU/100 mL	200	283.2	86400	-	579,180.6
5439000	6/9/1993	803	803	0.1459	117.18	64	0.5425%	Fecal		CFU/100 mL	200	283.2	86400	-	573,467.3
5439000	5/14/2011	798	798	0.1459	116.46	65	0.5509%	Fecal		CFU/100 mL	200	283.2	86400	-	569,896.5
5439000	2/27/2009	791	791	0.1459	115.43	66	0.5594%	Fecal		CFU/100 mL	200	283.2	86400	-	564,897.4
5439000	3/12/2014	790	790	0.1459	115.29	67	0.5679%	Fecal		CFU/100 mL	200	283.2	86400	-	564,183.3
5439000	4/16/1993	788	788	0.1459	115.00	68	0.5764%	Fecal		CFU/100 mL	200	283.2	86400	-	562,755.0
5439000	5/17/2020	777	777	0.1459	113.39	69	0.5848%	Fecal		CFU/100 mL	200	283.2	86400	-	554,899.2
5439000	5/3/2019	768	768	0.1459	112.08	70	0.5933%	Fecal		CFU/100 mL	200	283.2	86400	-	548,471.8
5439000	2/10/2001	766	766	0.1459	111.79	71	0.6018%	Fecal		CFU/100 mL	200	283.2	86400	-	547,043.5
5439000	5/30/1996	760	760	0.1459	110.91	72	0.6103%	Fecal		CFU/100 mL	200	283.2	86400	-	542,758.6
5439000	3/11/2014	756	756	0.1459	110.33	73	0.6187%	Fecal		CFU/100 mL	200	283.2	86400	-	539,902.0
5439000	12/29/2008	754	754	0.1459	110.03	74	0.6272%	Fecal		CFU/100 mL	200	283.2	86400	-	538,473.7
5439000	3/1/1997	753	753	0.1459	109.89	75	0.6357%	Fecal		CFU/100 mL	200	283.2	86400	-	537,759.5
5439000	8/7/1996	751	751	0.1459	109.60	76	0.6442%	Fecal		CFU/100 mL	200	283.2	86400	-	536,331.2
5439000	2/19/1994	750	750	0.1459	109.45	77	0.6527%	Fecal		CFU/100 mL	200	283.2	86400	-	535,617.0
5439000	3/28/2020	747	747	0.1459	109.01	78	0.6611%	Fecal		CFU/100 mL	200	283.2	86400	-	533,474.6
5439000	4/23/1999	741	741	0.1459	108.14	79	0.6696%	Fecal		CFU/100 mL	200	283.2	86400	-	529,189.6
5439000	2/5/1991	740	740	0.1459	107.99	80	0.6781%	Fecal		CFU/100 mL	200	283.2	86400	-	528,475.5
5439000	6/10/2011	739	739	0.1459	107.85	81	0.6866%	Fecal		CFU/100 mL	200	283.2	86400	-	527,761.3
5439000	6/13/2000	736	736	0.1459	107.41	82	0.6950%	Fecal		CFU/100 mL	200	283.2	86400	-	525,618.9
5439000	6/6/2002	732	732	0.1459	106.82	83	0.7035%	Fecal		CFU/100 mL	200	283.2	86400	-	522,762.2
5439000	3/13/2019	728	728	0.1459	106.24	84	0.7120%	Fecal		CFU/100 mL	200	283.2	86400	-	519,905.6
5439000	2/21/1994	726	726	0.1459	105.95	85	0.7205%	Fecal		CFU/100 mL	200	283.2	86400	-	518,477.3
5439000	4/30/2017	725	725	0.1459	105.80	86	0.7289%	Fecal		CFU/100 mL	200	283.2	86400	-	517,763.1
5439000	1/23/1999	721	721	0.1459	105.22	87	0.7374%	Fecal		CFU/100 mL	200	283.2	86400	-	514,906.5
5439000	6/15/2015	721	721	0.1459	105.22	87	0.7374%	Fecal		CFU/100 mL	200	283.2	86400	-	514,906.5
5439000	5/11/2003	714	714	0.1459	104.20	89	0.7544%	Fecal		CFU/100 mL	200	283.2	86400	-	509,907.4
5439000	10/3/2019	714	714	0.1459	104.20	89	0.7544%	Fecal		CFU/100 mL	200	283.2	86400	-	509,907.4

Gage ID	Date	Discharge (CFS)	Gage Discharge (less Surrogate NPDES) (CFS)	Watershed Area Ratio	Calculated flow (CFS)	Rank	Flow Exceedance %	Parameter	Results	Units (mg or micro_gram	Limit/Standard	100mL/CF	sec/day	Actual Load (million colonies/day)	Allowable Load (million colonies/day)
5439000	5/8/1998	713	713	0.1459	104.05	91	0.7713%	Fecal		CFU/100 mL	200	283.2	86400	-	509,193.3
5439000	5/23/2004	710	710	0.1459	103.61	92	0.7798%	Fecal		CFU/100 mL	200	283.2	86400	-	507,050.8
5439000	7/21/1996	705	705	0.1459	102.88	93	0.7883%	Fecal		CFU/100 mL	200	283.2	86400	-	503,480.0
5439000	6/13/1999	704	704	0.1459	102.74	94	0.7967%	Fecal		CFU/100 mL	200	283.2	86400	-	502,765.9
5439000	3/25/1993	702	702	0.1459	102.45	95	0.8052%	Fecal		CFU/100 mL	200	283.2	86400	-	501,337.5
5439000	6/24/1994	701	701	0.1459	102.30	96	0.8137%	Fecal		CFU/100 mL	200	283.2	86400	-	500,623.4
5439000	5/31/2011	701	701	0.1459	102.30	96	0.8137%	Fecal		CFU/100 mL	200	283.2	86400	-	500,623.4
5439000	6/14/2000	700	700	0.1459	102.15	98	0.8306%	Fecal		CFU/100 mL	200	283.2	86400	-	499,909.2
5439000	5/21/2004	698	698	0.1459	101.86	99	0.8391%	Fecal		CFU/100 mL	200	283.2	86400	-	498,480.9
5439000	5/30/2019	698	698	0.1459	101.86	99	0.8391%	Fecal		CFU/100 mL	200	283.2	86400	-	498,480.9
5439000	5/24/1995	697	697	0.1459	101.72	101	0.8561%	Fecal		CFU/100 mL	200	283.2	86400	-	497,766.8
5439000	5/2/2017	694	694	0.1459	101.28	102	0.8646%	Fecal		CFU/100 mL	200	283.2	86400	-	495,624.3
5439000	8/7/2007	684	684	0.1459	99.82	103	0.8730%	Fecal		CFU/100 mL	200	283.2	86400	-	488,482.7
5439000	4/11/2008	684	684	0.1459	99.82	103	0.8730%	Fecal		CFU/100 mL	200	283.2	86400	-	488,482.7
5439000	6/4/2002	683	683	0.1459	99.67	105	0.8900%	Fecal		CFU/100 mL	200	283.2	86400	-	487,768.6
5439000	5/28/1996	678	678	0.1459	98.94	106	0.8985%	Fecal		CFU/100 mL	200	283.2	86400	-	484,197.8
5439000	9/13/2019	676	676	0.1459	98.65	107	0.9069%	Fecal		CFU/100 mL	200	283.2	86400	-	482,769.5
5439000	6/12/2000	669	669	0.1459	97.63	108	0.9154%	Fecal		CFU/100 mL	200	283.2	86400	-	477,770.4
5439000	12/26/2009	668	668	0.1459	97.48	109	0.9239%	Fecal		CFU/100 mL	200	283.2	86400	-	477,056.2
5439000	3/4/2008	666	666	0.1459	97.19	110	0.9324%	Fecal		CFU/100 mL	200	283.2	86400	-	475,627.9
5439000	7/1/2014	666	666	0.1459	97.19	110	0.9324%	Fecal		CFU/100 mL	200	283.2	86400	-	475,627.9
5439000	6/11/2018	665	665	0.1459	97.05	112	0.9493%	Fecal		CFU/100 mL	200	283.2	86400	-	474,913.8
5439000	10/27/2019	662	662	0.1459	96.61	113	0.9578%	Fecal		CFU/100 mL	200	283.2	86400	-	472,771.3
5439000	4/1/1993	657	657	0.1459	95.88	114	0.9663%	Fecal		CFU/100 mL	200	283.2	86400	-	469,200.5
5439000	8/8/2007	652	652	0.1459	95.15	115	0.9747%	Fecal		CFU/100 mL	200	283.2	86400	-	465,629.7
5439000	12/14/2015	646	646	0.1459	94.27	116	0.9832%	Fecal		CFU/100 mL	200	283.2	86400	-	461,344.8
5439000	1/24/1999	643	643	0.1459	93.84	117	0.9917%	Fecal		CFU/100 mL	200	283.2	86400	-	459,202.3
5439000	6/10/2018	642	642	0.1459	93.69	118	1.0002%	Fecal		CFU/100 mL	200	283.2	86400	-	458,488.2
5439000	12/15/2015	639	639	0.1459	93.25	119	1.0086%	Fecal		CFU/100 mL	200	283.2	86400	-	456,345.7
5439000	2/9/2001	636	636	0.1459	92.81	120	1.0171%	Fecal		CFU/100 mL	200	283.2	86400	-	454,203.2
5439000	6/8/1993	634	634	0.1459	92.52	121	1.0256%	Fecal		CFU/100 mL	200	283.2	86400	-	452,774.9
5439000	1/4/1993	633	633	0.1459	92.38	122	1.0341%	Fecal		CFU/100 mL	200	283.2	86400	-	452,060.8
5439000	12/30/2008	626	626	0.1459	91.35	123	1.0425%	Fecal		CFU/100 mL	200	283.2	86400	-	447,061.7
5439000	12/25/2009	625	625	0.1459	91.21	124	1.0510%	Fecal		CFU/100 mL	200	283.2	86400	-	446,347.5
5439000	7/20/2007	621	621	0.1459	90.62	125	1.0595%	Fecal		CFU/100 mL	200	283.2	86400	-	443,490.9
5439000	6/2/1999	620	620	0.1459	90.48	126	1.0680%	Fecal		CFU/100 mL	200	283.2	86400	-	442,776.7
5439000	10/31/2009	620	620	0.1459	90.48	126	1.0680%	Fecal		CFU/100 mL	200	283.2	86400	-	442,776.7
5439000	5/31/2019	619	619	0.1459	90.33	128	1.0849%	Fecal		CFU/100 mL	200	283.2	86400	-	442,062.6
5439000	3/15/2019	618	618	0.1459	90.19	129	1.0934%	Fecal		CFU/100 mL	200	283.2	86400	-	441,348.4
5439000	4/29/2019	614	614	0.1459	89.60	130	1.1019%	Fecal		CFU/100 mL	200	283.2	86400	-	438,491.8
5439000	3/11/1990	612	612	0.1459	89.31	131	1.1104%	Fecal		CFU/100 mL	200	283.2	86400	-	437,063.5
5439000	5/19/2020	610	610	0.1459	89.02	132	1.1188%	Fecal		CFU/100 mL	200	283.2	86400	-	435,635.2
5439000	3/30/2020	609	609	0.1459	88.87	133	1.1273%	Fecal		CFU/100 mL	200	283.2	86400	-	434,921.0
5439000	5/12/2002	608	608	0.1459	88.73	134	1.1358%	Fecal		CFU/100 mL	200	283.2	86400	-	434,206.9
5439000	3/13/2014	605	605	0.1459	88.29	135	1.1443%	Fecal		CFU/100 mL	200	283.2	86400	-	432,064.4
5439000	3/31/2017	603	603	0.1459	88.00	136	1.1527%	Fecal		CFU/100 mL	200	283.2	86400	-	430,636.1
5439000	6/18/1996	600	600	0.1459	87.56	137	1.1612%	Fecal		CFU/100 mL	200	283.2	86400	-	428,493.6
5439000	3/11/2009	598	598	0.1459	87.27	138	1.1697%	Fecal		CFU/100 mL	200	283.2	86400	-	427,065.3
5439000	3/12/1990	594	594	0.1459	86.68	139	1.1782%	Fecal		CFU/100 mL	200	283.2	86400	-	424,208.7
5439000	2/26/2001	593	593	0.1459	86.54	140	1.1866%	Fecal		CFU/100 mL	200	283.2	86400	-	423,494.5
5439000	11/28/1990	592	592	0.1459	86.39	141	1.1951%	Fecal		CFU/100 mL	200	283.2	86400	-	422,780.4
5439000	9/14/2019	583	583	0.1459	85.08	142	1.2036%	Fecal		CFU/100 mL	200	283.2	86400	-	416,353.0
5439000	8/28/2007	582	582	0.1459	84.93	143	1.2121%	Fecal		CFU/100 mL	200	283.2	86400	-	415,638.8
5439000	6/30/2013	580	580	0.1459	84.64	144	1.2205%	Fecal		CFU/100 mL	200	283.2	86400	-	414,210.5
5439000	3/15/2014	577	577	0.1459	84.20	145	1.2290%	Fecal		CFU/100 mL	200	283.2	86400	-	412,068.0
5439000	5/9/2019	575	575	0.1459	83.91	146	1.2375%	Fecal		CFU/100 mL	200	283.2	86400	-	410,639.7
5439000	3/3/1993	574	574	0.1459	83.77	147	1.2460%	Fecal		CFU/100 mL	200	283.2	86400	-	409,925.6
5439000	9/29/2019	574	574	0.1459	83.77	147	1.2460%	Fecal		CFU/100 mL	200	283.2	86400	-	409,925.6
5439000	12/2/2018	573	573	0.1459	83.62	149	1.2629%	Fecal		CFU/100 mL	200	283.2	86400	-	409,211.4
5439000	5/29/2011	571	571	0.1459	83.33	150	1.2714%	Fecal		CFU/100 mL	200	283.2	86400	-	407,783.1
5439000	7/19/2007	570	570	0.1459	83.18	151	1.2799%	Fecal		CFU/100 mL	200	283.2	86400	-	407,068.9
5439000	6/15/2000	567	567	0.1459	82.74	152	1.2884%	Fecal		CFU/100 mL	200	283.2	86400	-	404,926.5
5439000	7/2/2014	566	566	0.1459	82.60	153	1.2968%	Fecal		CFU/100 mL	200	283.2	86400	-	404,212.3
5439000	2/24/2019	562	562	0.1459	82.01	154	1.3053%	Fecal		CFU/100 mL	200	283.2	86400	-	401,355.7
5439000	3/2/2007	561	561	0.1459	81.87	155	1.3138%	Fecal		CFU/100 mL	200	283.2	86400	-	400,641.5
5439000	3/13/2013	561	561	0.1459	81.87	155	1.3138%	Fecal		CFU/100 mL	200	283.2	86400	-	400,641.5
5439000	12/27/2008	559	559	0.1459	81.58	157	1.3307%	Fecal		CFU/100 mL	200	283.2	86400	-	399,213.2
5439000	6/14/1993	558	558	0.1459	81.43	158	1.3392%	Fecal		CFU/100 mL	200	283.2	86400	-	398,499.1
5439000	5/29/2019	557	557	0.1459	81.29	159	1.3477%	Fecal		CFU/100 mL	200	283.2	86400	-	397,784.9
5439000	4/17/1993	555	555	0.1459	80.99	160	1.3562%	Fecal		CFU/100 mL	200	283.2	86400	-	396,356.6
5439000	5/15/2011	555	555	0.1459	80.99	160	1.3562%	Fecal		CFU/100 mL	200	283.2	86400	-	396,356.6
5439000	5/15/2016	555	555	0.1459	80.99	160	1.3562%	Fecal		CFU/100 mL	200	283.2	86400	-	396,356.6
5439000	6/11/2011	550	550	0.1459	80.26	163	1.3816%	Fecal		CFU/100 mL	200	283.2	86400	-	392,785.8
5439000	4/16/1998	548	548	0.1459	79.97	164	1.3901%	Fecal		CFU/100 mL	200	283.2	86400	-	391,357.5
5439000	6/9/2011	547	547	0.1459	79.83	165	1.3985%	Fecal		CFU/100 mL	200	283.2	86400	-	390,643.4
5439000	9/23/2019	547	547	0.1459	79.83	165	1.3985%	Fecal	1140	CFU/100 mL	200	283.2	86400	2,226,667	390,643.4
5439000	9/26/1993	542	542	0.1459	79.10	167	1.4155%	Fecal		CFU/100 mL	200	283.2	86400	-	387,072.6
5439000	5/13/1999	542	542	0.1459	79.10	167	1.4155%	Fecal		CFU/100 mL	200	283.2	86400	-	387,072.6
5439000	3/10/2021	540	540	0.1459	78.80	169	1.4324%	Fecal		CFU/100 mL	200	283.2	86400	-	385,644.3
5439000	11/6/1994	538	538	0.1459	78.51	170	1.4409%	Fecal		CFU/100 mL	200	283.2	86400	-	384,216.0
5439000	6/2/2004	538	538	0.1459	78.51	170	1.4409%	Fecal		CFU/100 mL	200	283.2	86400	-	384,216.0
5439000	3/12/2015	537	537	0.1459	78.37	172	1.4579%	Fecal		CFU/100 mL	200	283.2	86400	-	383,501.8
5439000	6/20/1993	535	535	0.1459	78.07	173	1.4664%	Fecal		CFU/100 mL	200	283.2	86400	-	382,073.5
5439000	5/13/2002	535	535	0.1459	78.07	173	1.4664%	Fecal		CFU/100 mL	200	283.2	86400	-	382,073.5
5439000	3/7/1994	534	534	0.1459	77.93	175	1.4833%	Fecal		CFU/100 mL	200	283.2	86400	-	381,359.3
5439000	5/28/1995	534	534	0.1459	77.93	175	1.4833%	Fecal		CFU/100 mL	200	283.2	86400	-	381,359.3
5439000	3/9/2021	530	530	0.1459	77.34	177	1.5003%	Fecal		CFU/100 mL	200	283.2	86400	-	378,502.7
5439000	10/28/2019	526	526	0.1459	76.76	178	1.5087%	Fecal		CFU/100 mL	200	283.2	86400	-	375,646.1
5439000	3/16/2014	524	524	0.1459	76.47	179	1.5172%	Fecal		CFU/100 mL	200	283.2	86400	-	374,217.8
5439000	6/2/1996	522	522	0.1459	76.18	180	1.5257%	Fecal		CFU/100 mL	200	283.2	86400	-	372,789.5

Gage ID	Date	Discharge (CFS)	Gage Discharge (less Surrogate NPDES) (CFS)	Watershed Area Ratio	Calculated flow (CFS)	Rank	Flow Exceedance %	Parameter	Results	Units (mg or micro_gram	Limit/Standard	100mL/CF	sec/day	Actual Load (million colonies/day)	Allowable Load (million colonies/day)
5439000	4/21/2013	520	520	0.1459	75.89	181	1.5342%	Fecal		CFU/100 mL	200	283.2	86400	-	371,361.1
5439000	3/10/1990	515	515	0.1459	75.16	182	1.5426%	Fecal		CFU/100 mL	200	283.2	86400	-	367,790.4
5439000	2/27/1997	513	513	0.1459	74.86	183	1.5511%	Fecal		CFU/100 mL	200	283.2	86400	-	366,362.1
5439000	6/19/2015	513	513	0.1459	74.86	183	1.5511%	Fecal		CFU/100 mL	200	283.2	86400	-	366,362.1
5439000	3/11/2010	511	511	0.1459	74.57	185	1.5681%	Fecal		CFU/100 mL	200	283.2	86400	-	364,933.7
5439000	5/30/2004	510	510	0.1459	74.43	186	1.5765%	Fecal		CFU/100 mL	200	283.2	86400	-	364,219.6
5439000	1/5/1993	509	509	0.1459	74.28	187	1.5850%	Fecal		CFU/100 mL	200	283.2	86400	-	363,505.4
5439000	3/10/2007	509	509	0.1459	74.28	187	1.5850%	Fecal		CFU/100 mL	200	283.2	86400	-	363,505.4
5439000	5/11/2017	509	509	0.1459	74.28	187	1.5850%	Fecal		CFU/100 mL	200	283.2	86400	-	363,505.4
5439000	4/24/1999	507	507	0.1459	73.99	190	1.6104%	Fecal		CFU/100 mL	200	283.2	86400	-	362,077.1
5439000	12/31/2008	504	504	0.1459	73.55	191	1.6189%	Fecal		CFU/100 mL	200	283.2	86400	-	359,934.6
5439000	3/18/1991	502	502	0.1459	73.26	192	1.6274%	Fecal		CFU/100 mL	200	283.2	86400	-	358,506.3
5439000	2/11/2001	500	500	0.1459	72.97	193	1.6359%	Fecal		CFU/100 mL	200	283.2	86400	-	357,078.0
5439000	5/12/2008	499	499	0.1459	72.82	194	1.6443%	Fecal		CFU/100 mL	200	283.2	86400	-	356,363.9
5439000	9/18/2008	499	499	0.1459	72.82	194	1.6443%	Fecal		CFU/100 mL	200	283.2	86400	-	356,363.9
5439000	4/6/2017	499	499	0.1459	72.82	194	1.6443%	Fecal		CFU/100 mL	200	283.2	86400	-	356,363.9
5439000	5/9/1998	498	498	0.1459	72.68	197	1.6698%	Fecal		CFU/100 mL	200	283.2	86400	-	355,649.7
5439000	8/20/2007	495	495	0.1459	72.24	198	1.6783%	Fecal		CFU/100 mL	200	283.2	86400	-	353,507.2
5439000	10/30/2009	491	491	0.1459	71.65	199	1.6867%	Fecal		CFU/100 mL	200	283.2	86400	-	350,650.6
5439000	6/23/2018	491	491	0.1459	71.65	199	1.6867%	Fecal		CFU/100 mL	200	283.2	86400	-	350,650.6
5439000	10/4/2019	491	491	0.1459	71.65	199	1.6867%	Fecal		CFU/100 mL	200	283.2	86400	-	350,650.6
5439000	5/4/2019	490	490	0.1459	71.51	202	1.7122%	Fecal		CFU/100 mL	200	283.2	86400	-	349,936.5
5439000	7/13/2008	488	488	0.1459	71.22	203	1.7206%	Fecal		CFU/100 mL	200	283.2	86400	-	348,508.2
5439000	3/12/2010	488	488	0.1459	71.22	203	1.7206%	Fecal		CFU/100 mL	200	283.2	86400	-	348,508.2
5439000	3/2/1997	486	486	0.1459	70.92	205	1.7376%	Fecal		CFU/100 mL	200	283.2	86400	-	347,079.8
5439000	12/27/2009	486	486	0.1459	70.92	205	1.7376%	Fecal		CFU/100 mL	200	283.2	86400	-	347,079.8
5439000	6/22/2018	486	486	0.1459	70.92	205	1.7376%	Fecal		CFU/100 mL	200	283.2	86400	-	347,079.8
5439000	12/29/2015	485	485	0.1459	70.78	208	1.7630%	Fecal		CFU/100 mL	200	283.2	86400	-	346,365.7
5439000	5/15/2018	483	483	0.1459	70.49	209	1.7715%	Fecal		CFU/100 mL	200	283.2	86400	-	344,937.4
5439000	6/26/1994	482	482	0.1459	70.34	210	1.7800%	Fecal		CFU/100 mL	200	283.2	86400	-	344,223.2
5439000	4/12/2008	482	482	0.1459	70.34	210	1.7800%	Fecal		CFU/100 mL	200	283.2	86400	-	344,223.2
5439000	9/30/2019	482	482	0.1459	70.34	210	1.7800%	Fecal	1610	CFU/100 mL	200	283.2	86400	2,770,997	344,223.2
5439000	6/29/2021	482	482	0.1459	70.34	210	1.7800%	Fecal		CFU/100 mL	200	283.2	86400	-	344,223.2
5439000	11/18/2015	479	479	0.1459	69.90	214	1.8139%	Fecal		CFU/100 mL	200	283.2	86400	-	342,080.7
5439000	12/3/2018	479	479	0.1459	69.90	214	1.8139%	Fecal		CFU/100 mL	200	283.2	86400	-	342,080.7
5439000	4/30/2020	479	479	0.1459	69.90	214	1.8139%	Fecal		CFU/100 mL	200	283.2	86400	-	342,080.7
5439000	3/9/1990	476	476	0.1459	69.46	217	1.8393%	Fecal		CFU/100 mL	200	283.2	86400	-	339,938.3
5439000	6/10/1993	474	474	0.1459	69.17	218	1.8478%	Fecal		CFU/100 mL	200	283.2	86400	-	338,510.0
5439000	5/15/2010	474	474	0.1459	69.17	218	1.8478%	Fecal		CFU/100 mL	200	283.2	86400	-	338,510.0
5439000	6/27/2018	472	472	0.1459	68.88	220	1.8647%	Fecal		CFU/100 mL	200	283.2	86400	-	337,081.7
5439000	1/14/1995	470	470	0.1459	68.59	221	1.8732%	Fecal		CFU/100 mL	200	283.2	86400	-	335,653.3
5439000	4/15/1993	469	469	0.1459	68.44	222	1.8817%	Fecal		CFU/100 mL	200	283.2	86400	-	334,939.2
5439000	6/24/1996	468	468	0.1459	68.30	223	1.8902%	Fecal		CFU/100 mL	200	283.2	86400	-	334,225.0
5439000	5/23/1995	467	467	0.1459	68.15	224	1.8986%	Fecal		CFU/100 mL	200	283.2	86400	-	333,510.9
5439000	7/12/2008	465	465	0.1459	67.86	225	1.9071%	Fecal		CFU/100 mL	200	283.2	86400	-	332,082.6
5439000	9/15/2019	464	464	0.1459	67.71	226	1.9156%	Fecal		CFU/100 mL	200	283.2	86400	-	331,368.4
5439000	3/14/2014	463	463	0.1459	67.57	227	1.9241%	Fecal		CFU/100 mL	200	283.2	86400	-	330,654.2
5439000	2/28/1997	462	462	0.1459	67.42	228	1.9325%	Fecal		CFU/100 mL	200	283.2	86400	-	329,940.1
5439000	2/22/2018	460	460	0.1459	67.13	229	1.9410%	Fecal		CFU/100 mL	200	283.2	86400	-	328,511.8
5439000	6/15/1993	458	458	0.1459	66.84	230	1.9495%	Fecal		CFU/100 mL	200	283.2	86400	-	327,083.5
5439000	5/12/2003	457	457	0.1459	66.69	231	1.9580%	Fecal		CFU/100 mL	200	283.2	86400	-	326,369.3
5439000	4/2/1993	456	456	0.1459	66.55	232	1.9664%	Fecal		CFU/100 mL	200	283.2	86400	-	325,655.2
5439000	5/31/1996	456	456	0.1459	66.55	232	1.9664%	Fecal		CFU/100 mL	200	283.2	86400	-	325,655.2
5439000	12/15/2011	452	452	0.1459	65.96	234	1.9834%	Fecal		CFU/100 mL	200	283.2	86400	-	322,798.5
5439000	2/18/2008	448	448	0.1459	65.38	235	1.9919%	Fecal		CFU/100 mL	200	283.2	86400	-	319,941.9
5439000	4/1/2009	447	447	0.1459	65.23	236	2.0003%	Fecal		CFU/100 mL	200	283.2	86400	-	319,227.8
5439000	1/17/2017	447	447	0.1459	65.23	236	2.0003%	Fecal		CFU/100 mL	200	283.2	86400	-	319,227.8
5439000	12/31/1992	446	446	0.1459	65.09	238	2.0173%	Fecal		CFU/100 mL	200	283.2	86400	-	318,513.6
5439000	5/3/2017	444	444	0.1459	64.79	239	2.0258%	Fecal		CFU/100 mL	200	283.2	86400	-	317,085.3
5439000	9/16/2019	444	444	0.1459	64.79	239	2.0258%	Fecal	613	CFU/100 mL	200	283.2	86400	971,866	317,085.3
5439000	3/13/2015	440	440	0.1459	64.21	241	2.0427%	Fecal		CFU/100 mL	200	283.2	86400	-	314,228.7
5439000	5/25/1991	436	436	0.1459	63.63	242	2.0512%	Fecal		CFU/100 mL	200	283.2	86400	-	311,372.0
5439000	3/26/1993	436	436	0.1459	63.63	242	2.0512%	Fecal		CFU/100 mL	200	283.2	86400	-	311,372.0
5439000	3/13/2010	436	436	0.1459	63.63	242	2.0512%	Fecal		CFU/100 mL	200	283.2	86400	-	311,372.0
5439000	6/7/2002	434	434	0.1459	63.34	245	2.0766%	Fecal		CFU/100 mL	200	283.2	86400	-	309,943.7
5439000	6/23/2013	434	434	0.1459	63.34	245	2.0766%	Fecal		CFU/100 mL	200	283.2	86400	-	309,943.7
5439000	7/22/2017	434	434	0.1459	63.34	245	2.0766%	Fecal		CFU/100 mL	200	283.2	86400	-	309,943.7
5439000	3/13/1990	433	433	0.1459	63.19	248	2.1021%	Fecal		CFU/100 mL	200	283.2	86400	-	309,229.6
5439000	2/8/2009	433	433	0.1459	63.19	248	2.1021%	Fecal		CFU/100 mL	200	283.2	86400	-	309,229.6
5439000	5/10/2019	432	432	0.1459	63.04	250	2.1190%	Fecal		CFU/100 mL	200	283.2	86400	-	308,515.4
5439000	6/20/2014	431	431	0.1459	62.90	251	2.1275%	Fecal		CFU/100 mL	200	283.2	86400	-	307,801.3
5439000	5/23/2019	431	431	0.1459	62.90	251	2.1275%	Fecal		CFU/100 mL	200	283.2	86400	-	307,801.3
5439000	5/15/2004	428	428	0.1459	62.46	253	2.1444%	Fecal		CFU/100 mL	200	283.2	86400	-	305,658.8
5439000	4/20/1993	427	427	0.1459	62.31	254	2.1529%	Fecal		CFU/100 mL	200	283.2	86400	-	304,944.6
5439000	8/21/2007	426	426	0.1459	62.17	255	2.1614%	Fecal		CFU/100 mL	200	283.2	86400	-	304,230.5
5439000	3/13/2008	426	426	0.1459	62.17	255	2.1614%	Fecal		CFU/100 mL	200	283.2	86400	-	304,230.5
5439000	5/26/2011	426	426	0.1459	62.17	255	2.1614%	Fecal		CFU/100 mL	200	283.2	86400	-	304,230.5
5439000	11/27/2015	426	426	0.1459	62.17	255	2.1614%	Fecal		CFU/100 mL	200	283.2	86400	-	304,230.5
5439000	1/25/1999	424	424	0.1459	61.88	259	2.1953%	Fecal		CFU/100 mL	200	283.2	86400	-	302,802.2
5439000	1/25/2010	422	422	0.1459	61.58	260	2.2038%	Fecal		CFU/100 mL	200	283.2	86400	-	301,373.9
5439000	5/25/1995	421	421	0.1459	61.44	261	2.2122%	Fecal		CFU/100 mL	200	283.2	86400	-	300,659.7
5439000	4/9/1993	420	420	0.1459	61.29	262	2.2207%	Fecal		CFU/100 mL	200	283.2	86400	-	299,945.5
5439000	5/24/2004	420	420	0.1459	61.29	262	2.2207%	Fecal		CFU/100 mL	200	283.2	86400	-	299,945.5
5439000	6/22/2014	420	420	0.1459	61.29	262	2.2207%	Fecal		CFU/100 mL	200	283.2	86400	-	299,945.5
5439000	3/11/2007	419	419	0.1459	61.15	265	2.2461%	Fecal		CFU/100 mL	200	283.2	86400	-	299,231.4
5439000	3/31/2009	419	419	0.1459	61.15	265	2.2461%	Fecal		CFU/100 mL	200	283.2	86400	-	299,231.4
5439000	6/25/2013	419	419	0.1459	61.15	265	2.2461%	Fecal		CFU/100 mL	200	283.2	86400	-	299,231.4
5439000	3/14/1990	418	418	0.1459	61.00	268	2.2716%	Fecal		CFU/100 mL	200	283.2	86400	-	298,517.2
5439000	5/10/1990	418	418	0.1459	61.00	268	2.2716%	Fecal		CFU/100 mL	200	283.2	86400	-	298,517.2
5439000	7/29/1996	418	418	0.1459	61.00	268	2.2716%	Fecal		CFU/100 mL	200	283.2	86400	-	298,517.2

Gage ID	Date	Discharge (CFS)	Gage Discharge (less Surrogate NPDES) (CFS)	Watershed Area Ratio	Calculated flow (CFS)	Rank	Flow Exceedance %	Parameter	Results	Units (mg or micro_gram	Limit/Standard	100mL/CF	sec/day	Actual Load (million colonies/day)	Allowable Load (million colonies/day)
5439000	6/8/2009	418	418	0.1459	61.00	268	2.2716%	Fecal		CFU/100 mL	200	283.2	86400	-	298,517.2
5439000	10/15/2017	418	418	0.1459	61.00	268	2.2716%	Fecal		CFU/100 mL	200	283.2	86400	-	298,517.2
5439000	3/8/2021	418	418	0.1459	61.00	268	2.2716%	Fecal		CFU/100 mL	200	283.2	86400	-	298,517.2
5439000	6/14/2015	417	417	0.1459	60.85	274	2.3224%	Fecal		CFU/100 mL	200	283.2	86400	-	297,803.1
5439000	5/28/1991	416	416	0.1459	60.71	275	2.3309%	Fecal		CFU/100 mL	200	283.2	86400	-	297,088.9
5439000	8/29/2007	415	415	0.1459	60.56	276	2.3394%	Fecal		CFU/100 mL	200	283.2	86400	-	296,374.8
5439000	6/12/1998	413	413	0.1459	60.27	277	2.3479%	Fecal		CFU/100 mL	200	283.2	86400	-	294,946.4
5439000	4/1/2017	412	412	0.1459	60.12	278	2.3563%	Fecal		CFU/100 mL	200	283.2	86400	-	294,232.3
5439000	11/11/1995	411	411	0.1459	59.98	279	2.3648%	Fecal		CFU/100 mL	200	283.2	86400	-	293,518.1
5439000	10/18/1998	411	411	0.1459	59.98	279	2.3648%	Fecal		CFU/100 mL	200	283.2	86400	-	293,518.1
5439000	5/11/2008	411	411	0.1459	59.98	279	2.3648%	Fecal		CFU/100 mL	200	283.2	86400	-	293,518.1
5439000	3/10/2010	410	410	0.1459	59.83	282	2.3902%	Fecal		CFU/100 mL	200	283.2	86400	-	292,804.0
5439000	3/6/1993	408	408	0.1459	59.54	283	2.3987%	Fecal		CFU/100 mL	200	283.2	86400	-	291,375.7
5439000	3/31/1993	408	408	0.1459	59.54	283	2.3987%	Fecal		CFU/100 mL	200	283.2	86400	-	291,375.7
5439000	6/26/2013	408	408	0.1459	59.54	283	2.3987%	Fecal		CFU/100 mL	200	283.2	86400	-	291,375.7
5439000	3/27/1991	407	407	0.1459	59.40	286	2.4241%	Fecal		CFU/100 mL	200	283.2	86400	-	290,661.5
5439000	11/7/1994	407	407	0.1459	59.40	286	2.4241%	Fecal		CFU/100 mL	200	283.2	86400	-	290,661.5
5439000	5/5/2015	407	407	0.1459	59.40	286	2.4241%	Fecal		CFU/100 mL	200	283.2	86400	-	290,661.5
5439000	6/3/1996	406	406	0.1459	59.25	289	2.4496%	Fecal		CFU/100 mL	200	283.2	86400	-	289,947.4
5439000	6/7/1996	406	406	0.1459	59.25	289	2.4496%	Fecal		CFU/100 mL	200	283.2	86400	-	289,947.4
5439000	7/20/1993	405	405	0.1459	59.10	291	2.4665%	Fecal		CFU/100 mL	200	283.2	86400	-	289,233.2
5439000	6/3/1995	404	404	0.1459	58.96	292	2.4750%	Fecal		CFU/100 mL	200	283.2	86400	-	288,519.0
5439000	7/22/1996	404	404	0.1459	58.96	292	2.4750%	Fecal		CFU/100 mL	200	283.2	86400	-	288,519.0
5439000	4/15/1991	403	403	0.1459	58.81	294	2.4919%	Fecal		CFU/100 mL	200	283.2	86400	-	287,804.9
5439000	3/25/2009	403	403	0.1459	58.81	294	2.4919%	Fecal		CFU/100 mL	200	283.2	86400	-	287,804.9
5439000	12/30/2015	402	402	0.1459	58.67	296	2.5089%	Fecal		CFU/100 mL	200	283.2	86400	-	287,090.7
5439000	12/24/2015	401	401	0.1459	58.52	297	2.5174%	Fecal		CFU/100 mL	200	283.2	86400	-	286,376.6
5439000	7/18/1993	400	400	0.1459	58.37	298	2.5259%	Fecal		CFU/100 mL	200	283.2	86400	-	285,662.4
5439000	2/24/2000	400	400	0.1459	58.37	298	2.5259%	Fecal		CFU/100 mL	200	283.2	86400	-	285,662.4
5439000	4/21/2000	400	400	0.1459	58.37	298	2.5259%	Fecal		CFU/100 mL	200	283.2	86400	-	285,662.4
5439000	1/8/2008	400	400	0.1459	58.37	298	2.5259%	Fecal		CFU/100 mL	200	283.2	86400	-	285,662.4
5439000	2/18/2011	400	400	0.1459	58.37	298	2.5259%	Fecal		CFU/100 mL	200	283.2	86400	-	285,662.4
5439000	6/22/2013	400	400	0.1459	58.37	298	2.5259%	Fecal		CFU/100 mL	200	283.2	86400	-	285,662.4
5439000	2/10/2009	397	397	0.1459	57.94	304	2.5767%	Fecal		CFU/100 mL	200	283.2	86400	-	283,520.0
5439000	12/16/2015	397	397	0.1459	57.94	304	2.5767%	Fecal		CFU/100 mL	200	283.2	86400	-	283,520.0
5439000	3/5/1993	396	396	0.1459	57.79	306	2.5937%	Fecal		CFU/100 mL	200	283.2	86400	-	282,805.8
5439000	4/3/1993	396	396	0.1459	57.79	306	2.5937%	Fecal		CFU/100 mL	200	283.2	86400	-	282,805.8
5439000	7/23/2017	395	395	0.1459	57.64	308	2.6106%	Fecal		CFU/100 mL	200	283.2	86400	-	282,091.6
5439000	3/11/2021	395	395	0.1459	57.64	308	2.6106%	Fecal		CFU/100 mL	200	283.2	86400	-	282,091.6
5439000	4/17/1998	394	394	0.1459	57.50	310	2.6276%	Fecal		CFU/100 mL	200	283.2	86400	-	281,377.5
5439000	3/6/1994	392	392	0.1459	57.21	311	2.6360%	Fecal		CFU/100 mL	200	283.2	86400	-	279,949.2
5439000	7/3/2014	392	392	0.1459	57.21	311	2.6360%	Fecal		CFU/100 mL	200	283.2	86400	-	279,949.2
5439000	12/23/2007	391	391	0.1459	57.06	313	2.6530%	Fecal		CFU/100 mL	200	283.2	86400	-	279,235.0
5439000	5/10/1995	390	390	0.1459	56.91	314	2.6615%	Fecal		CFU/100 mL	200	283.2	86400	-	278,520.9
5439000	5/9/2003	390	390	0.1459	56.91	314	2.6615%	Fecal		CFU/100 mL	200	283.2	86400	-	278,520.9
5439000	3/15/1990	389	389	0.1459	56.77	316	2.6784%	Fecal		CFU/100 mL	200	283.2	86400	-	277,806.7
5439000	1/22/1999	389	389	0.1459	56.77	316	2.6784%	Fecal		CFU/100 mL	200	283.2	86400	-	277,806.7
5439000	11/1/2009	388	388	0.1459	56.62	318	2.6954%	Fecal		CFU/100 mL	200	283.2	86400	-	277,092.5
5439000	3/14/2010	388	388	0.1459	56.62	318	2.6954%	Fecal		CFU/100 mL	200	283.2	86400	-	277,092.5
5439000	2/7/2019	388	388	0.1459	56.62	318	2.6954%	Fecal		CFU/100 mL	200	283.2	86400	-	277,092.5
5439000	2/12/2009	387	387	0.1459	56.48	321	2.7208%	Fecal		CFU/100 mL	200	283.2	86400	-	276,378.4
5439000	9/28/2019	387	387	0.1459	56.48	321	2.7208%	Fecal		CFU/100 mL	200	283.2	86400	-	276,378.4
5439000	4/18/1993	386	386	0.1459	56.33	323	2.7378%	Fecal		CFU/100 mL	200	283.2	86400	-	275,664.2
5439000	5/12/1999	386	386	0.1459	56.33	323	2.7378%	Fecal		CFU/100 mL	200	283.2	86400	-	275,664.2
5439000	3/22/2007	386	386	0.1459	56.33	323	2.7378%	Fecal		CFU/100 mL	200	283.2	86400	-	275,664.2
5439000	4/10/2008	386	386	0.1459	56.33	323	2.7378%	Fecal		CFU/100 mL	200	283.2	86400	-	275,664.2
5439000	5/6/2015	385	385	0.1459	56.18	327	2.7717%	Fecal		CFU/100 mL	200	283.2	86400	-	274,950.1
5439000	6/1/2011	383	383	0.1459	55.89	328	2.7801%	Fecal		CFU/100 mL	200	283.2	86400	-	273,521.8
5439000	6/19/1996	382	382	0.1459	55.75	329	2.7886%	Fecal		CFU/100 mL	200	283.2	86400	-	272,807.6
5439000	6/24/2013	382	382	0.1459	55.75	329	2.7886%	Fecal		CFU/100 mL	200	283.2	86400	-	272,807.6
5439000	3/19/1991	379	379	0.1459	55.31	331	2.8056%	Fecal		CFU/100 mL	200	283.2	86400	-	270,665.1
5439000	8/9/2007	379	379	0.1459	55.31	331	2.8056%	Fecal		CFU/100 mL	200	283.2	86400	-	270,665.1
5439000	2/24/1997	378	378	0.1459	55.16	333	2.8225%	Fecal		CFU/100 mL	200	283.2	86400	-	269,951.0
5439000	1/7/2008	377	377	0.1459	55.02	334	2.8310%	Fecal		CFU/100 mL	200	283.2	86400	-	269,236.8
5439000	1/9/2008	377	377	0.1459	55.02	334	2.8310%	Fecal		CFU/100 mL	200	283.2	86400	-	269,236.8
5439000	6/12/2018	377	377	0.1459	55.02	334	2.8310%	Fecal		CFU/100 mL	200	283.2	86400	-	269,236.8
5439000	9/27/1993	376	376	0.1459	54.87	337	2.8564%	Fecal		CFU/100 mL	200	283.2	86400	-	268,522.7
5439000	6/1/1996	375	375	0.1459	54.73	338	2.8649%	Fecal		CFU/100 mL	200	283.2	86400	-	267,808.5
5439000	11/29/1990	374	374	0.1459	54.58	339	2.8734%	Fecal		CFU/100 mL	200	283.2	86400	-	267,094.4
5439000	5/16/2016	374	374	0.1459	54.58	339	2.8734%	Fecal		CFU/100 mL	200	283.2	86400	-	267,094.4
5439000	3/28/1991	373	373	0.1459	54.43	341	2.8903%	Fecal		CFU/100 mL	200	283.2	86400	-	266,380.2
5439000	12/17/1992	372	372	0.1459	54.29	342	2.8988%	Fecal		CFU/100 mL	200	283.2	86400	-	265,666.0
5439000	2/27/2001	372	372	0.1459	54.29	342	2.8988%	Fecal		CFU/100 mL	200	283.2	86400	-	265,666.0
5439000	4/20/2011	372	372	0.1459	54.29	342	2.8988%	Fecal		CFU/100 mL	200	283.2	86400	-	265,666.0
5439000	6/21/2014	372	372	0.1459	54.29	342	2.8988%	Fecal		CFU/100 mL	200	283.2	86400	-	265,666.0
5439000	5/20/2020	372	372	0.1459	54.29	342	2.8988%	Fecal		CFU/100 mL	200	283.2	86400	-	265,666.0
5439000	4/20/2000	371	371	0.1459	54.14	347	2.9412%	Fecal		CFU/100 mL	200	283.2	86400	-	264,951.9
5439000	7/21/2007	371	371	0.1459	54.14	347	2.9412%	Fecal		CFU/100 mL	200	283.2	86400	-	264,951.9
5439000	2/11/2009	370	370	0.1459	54.00	349	2.9581%	Fecal		CFU/100 mL	200	283.2	86400	-	264,237.7
5439000	5/14/2004	369	369	0.1459	53.85	350	2.9666%	Fecal		CFU/100 mL	200	283.2	86400	-	263,523.6
5439000	4/22/2013	369	369	0.1459	53.85	350	2.9666%	Fecal		CFU/100 mL	200	283.2	86400	-	263,523.6
5439000	6/27/2013	369	369	0.1459	53.85	350	2.9666%	Fecal		CFU/100 mL	200	283.2	86400	-	263,523.6
5439000	3/30/2009	366	366	0.1459	53.41	353	2.9920%	Fecal		CFU/100 mL	200	283.2	86400	-	261,381.1
5439000	5/1/2009	366	366	0.1459	53.41	353	2.9920%	Fecal		CFU/100 mL	200	283.2	86400	-	261,381.1
5439000	11/19/2015	366	366	0.1459	53.41	353	2.9920%	Fecal		CFU/100 mL	200	283.2	86400	-	261,381.1
5439000	6/1/2019	366	366	0.1459	53.41	353	2.9920%	Fecal		CFU/100 mL	200	283.2	86400	-	261,381.1
5439000	4/21/1998	364	364	0.1459	53.12	357	3.0259%	Fecal		CFU/100 mL	200	283.2	86400	-	259,952.8
5439000	6/12/2011	364	364	0.1459	53.12	357	3.0259%	Fecal		CFU/100 mL	200	283.2	86400	-	259,952.8
5439000	9/24/2019	364	364	0.1459	53.12	357	3.0259%	Fecal		CFU/100 mL	200	283.2	86400	-	259,952.8
5439000	4/1/2008	362	362	0.1459	52.83	360	3.0514%	Fecal		CFU/100 mL	200	283.2	86400	-	258,524.5

Gage ID	Date	Discharge (CFS)	Gage Discharge (less Surrogate NPDES) (CFS)	Watershed Area Ratio	Calculated flow (CFS)	Rank	Flow Exceedance %	Parameter	Results	Units (mg or micro_gram	Limit/Standard	100mL/CF	sec/day	Actual Load (million colonies/day)	Allowable Load (million colonies/day)
5439000	2/6/2019	361	361	0.1459	52.68	361	3.0598%	Fecal		CFU/100 mL	200	283.2	86400	-	257,810.3
5439000	9/22/2019	361	361	0.1459	52.68	361	3.0598%	Fecal		CFU/100 mL	200	283.2	86400	-	257,810.3
5439000	8/8/1996	360	360	0.1459	52.54	363	3.0768%	Fecal		CFU/100 mL	200	283.2	86400	-	257,096.2
5439000	5/14/2002	360	360	0.1459	52.54	363	3.0768%	Fecal		CFU/100 mL	200	283.2	86400	-	257,096.2
5439000	9/19/2008	359	359	0.1459	52.39	365	3.0937%	Fecal		CFU/100 mL	200	283.2	86400	-	256,382.0
5439000	7/1/2013	359	359	0.1459	52.39	365	3.0937%	Fecal		CFU/100 mL	200	283.2	86400	-	256,382.0
5439000	6/15/1999	358	358	0.1459	52.24	367	3.1107%	Fecal		CFU/100 mL	200	283.2	86400	-	255,667.9
5439000	4/13/2008	358	358	0.1459	52.24	367	3.1107%	Fecal		CFU/100 mL	200	283.2	86400	-	255,667.9
5439000	3/17/2014	358	358	0.1459	52.24	367	3.1107%	Fecal		CFU/100 mL	200	283.2	86400	-	255,667.9
5439000	4/6/2022	358	358	0.1459	52.24	367	3.1107%	Fecal		CFU/100 mL	200	283.2	86400	-	255,667.9
5439000	2/22/1994	357	357	0.1459	52.10	371	3.1446%	Fecal		CFU/100 mL	200	283.2	86400	-	254,953.7
5439000	3/14/2008	357	357	0.1459	52.10	371	3.1446%	Fecal		CFU/100 mL	200	283.2	86400	-	254,953.7
5439000	3/7/1993	356	356	0.1459	51.95	373	3.1616%	Fecal		CFU/100 mL	200	283.2	86400	-	254,239.6
5439000	1/15/1995	356	356	0.1459	51.95	373	3.1616%	Fecal		CFU/100 mL	200	283.2	86400	-	254,239.6
5439000	5/29/1995	356	356	0.1459	51.95	373	3.1616%	Fecal		CFU/100 mL	200	283.2	86400	-	254,239.6
5439000	3/3/2007	355	355	0.1459	51.81	376	3.1870%	Fecal		CFU/100 mL	200	283.2	86400	-	253,525.4
5439000	4/27/2007	355	355	0.1459	51.81	376	3.1870%	Fecal		CFU/100 mL	200	283.2	86400	-	253,525.4
5439000	1/1/2009	355	355	0.1459	51.81	376	3.1870%	Fecal		CFU/100 mL	200	283.2	86400	-	253,525.4
5439000	3/12/2009	355	355	0.1459	51.81	376	3.1870%	Fecal		CFU/100 mL	200	283.2	86400	-	253,525.4
5439000	12/28/2009	355	355	0.1459	51.81	376	3.1870%	Fecal		CFU/100 mL	200	283.2	86400	-	253,525.4
5439000	2/5/2019	355	355	0.1459	51.81	376	3.1870%	Fecal		CFU/100 mL	200	283.2	86400	-	253,525.4
5439000	11/28/2015	354	354	0.1459	51.66	382	3.2378%	Fecal		CFU/100 mL	200	283.2	86400	-	252,811.2
5439000	5/5/2019	354	354	0.1459	51.66	382	3.2378%	Fecal		CFU/100 mL	200	283.2	86400	-	252,811.2
5439000	10/29/2019	354	354	0.1459	51.66	382	3.2378%	Fecal		CFU/100 mL	200	283.2	86400	-	252,811.2
5439000	6/19/1993	353	353	0.1459	51.51	385	3.2633%	Fecal		CFU/100 mL	200	283.2	86400	-	252,097.1
5439000	7/10/2007	352	352	0.1459	51.37	386	3.2717%	Fecal		CFU/100 mL	200	283.2	86400	-	251,382.9
5439000	2/28/2009	352	352	0.1459	51.37	386	3.2717%	Fecal		CFU/100 mL	200	283.2	86400	-	251,382.9
5439000	6/9/2009	352	352	0.1459	51.37	386	3.2717%	Fecal		CFU/100 mL	200	283.2	86400	-	251,382.9
5439000	3/27/1993	351	351	0.1459	51.22	389	3.2972%	Fecal		CFU/100 mL	200	283.2	86400	-	250,668.8
5439000	4/21/1993	351	351	0.1459	51.22	389	3.2972%	Fecal		CFU/100 mL	200	283.2	86400	-	250,668.8
5439000	5/27/2011	351	351	0.1459	51.22	389	3.2972%	Fecal		CFU/100 mL	200	283.2	86400	-	250,668.8
5439000	3/14/2013	351	351	0.1459	51.22	389	3.2972%	Fecal		CFU/100 mL	200	283.2	86400	-	250,668.8
5439000	6/21/2015	351	351	0.1459	51.22	389	3.2972%	Fecal		CFU/100 mL	200	283.2	86400	-	250,668.8
5439000	3/31/2020	351	351	0.1459	51.22	389	3.2972%	Fecal		CFU/100 mL	200	283.2	86400	-	250,668.8
5439000	5/7/1998	350	350	0.1459	51.08	395	3.3480%	Fecal		CFU/100 mL	200	283.2	86400	-	249,954.6
5439000	2/19/2011	350	350	0.1459	51.08	395	3.3480%	Fecal		CFU/100 mL	200	283.2	86400	-	249,954.6
5439000	3/16/2019	350	350	0.1459	51.08	395	3.3480%	Fecal		CFU/100 mL	200	283.2	86400	-	249,954.6
5439000	3/30/2017	349	349	0.1459	50.93	398	3.3735%	Fecal		CFU/100 mL	200	283.2	86400	-	249,240.5
5439000	3/5/2011	348	348	0.1459	50.78	399	3.3819%	Fecal		CFU/100 mL	200	283.2	86400	-	248,526.3
5439000	4/12/1995	347	347	0.1459	50.64	400	3.3904%	Fecal		CFU/100 mL	200	283.2	86400	-	247,812.1
5439000	2/9/2009	346	346	0.1459	50.49	401	3.3989%	Fecal		CFU/100 mL	200	283.2	86400	-	247,098.0
5439000	2/25/2000	345	345	0.1459	50.35	402	3.4074%	Fecal		CFU/100 mL	200	283.2	86400	-	246,383.8
5439000	6/16/2000	345	345	0.1459	50.35	402	3.4074%	Fecal		CFU/100 mL	200	283.2	86400	-	246,383.8
5439000	5/19/2019	345	345	0.1459	50.35	402	3.4074%	Fecal		CFU/100 mL	200	283.2	86400	-	246,383.8
5439000	4/16/1991	344	344	0.1459	50.20	405	3.4328%	Fecal		CFU/100 mL	200	283.2	86400	-	245,669.7
5439000	11/23/1992	344	344	0.1459	50.20	405	3.4328%	Fecal		CFU/100 mL	200	283.2	86400	-	245,669.7
5439000	3/10/2020	344	344	0.1459	50.20	405	3.4328%	Fecal		CFU/100 mL	200	283.2	86400	-	245,669.7
5439000	4/4/1993	343	343	0.1459	50.06	408	3.4582%	Fecal		CFU/100 mL	200	283.2	86400	-	244,955.5
5439000	7/24/2010	342	342	0.1459	49.91	409	3.4667%	Fecal		CFU/100 mL	200	283.2	86400	-	244,241.4
5439000	6/30/2021	342	342	0.1459	49.91	409	3.4667%	Fecal		CFU/100 mL	200	283.2	86400	-	244,241.4
5439000	4/9/2002	341	341	0.1459	49.76	411	3.4836%	Fecal		CFU/100 mL	200	283.2	86400	-	243,527.2
5439000	8/30/2007	341	341	0.1459	49.76	411	3.4836%	Fecal		CFU/100 mL	200	283.2	86400	-	243,527.2
5439000	5/12/2017	341	341	0.1459	49.76	411	3.4836%	Fecal		CFU/100 mL	200	283.2	86400	-	243,527.2
5439000	4/24/2013	340	340	0.1459	49.62	414	3.5091%	Fecal		CFU/100 mL	200	283.2	86400	-	242,813.1
5439000	6/20/2015	340	340	0.1459	49.62	414	3.5091%	Fecal		CFU/100 mL	200	283.2	86400	-	242,813.1
5439000	10/5/2019	340	340	0.1459	49.62	414	3.5091%	Fecal		CFU/100 mL	200	283.2	86400	-	242,813.1
5439000	6/3/2004	338	338	0.1459	49.33	417	3.5345%	Fecal		CFU/100 mL	200	283.2	86400	-	241,384.7
5439000	4/19/1993	337	337	0.1459	49.18	418	3.5430%	Fecal		CFU/100 mL	200	283.2	86400	-	240,670.6
5439000	2/23/2022	337	337	0.1459	49.18	418	3.5430%	Fecal		CFU/100 mL	200	283.2	86400	-	240,670.6
5439000	3/12/2007	336	336	0.1459	49.03	420	3.5599%	Fecal		CFU/100 mL	200	283.2	86400	-	239,956.4
5439000	2/8/2019	336	336	0.1459	49.03	420	3.5599%	Fecal		CFU/100 mL	200	283.2	86400	-	239,956.4
5439000	5/9/1995	335	335	0.1459	48.89	422	3.5769%	Fecal		CFU/100 mL	200	283.2	86400	-	239,242.3
5439000	5/28/2019	335	335	0.1459	48.89	422	3.5769%	Fecal		CFU/100 mL	200	283.2	86400	-	239,242.3
5439000	3/12/2008	334	334	0.1459	48.74	424	3.5938%	Fecal		CFU/100 mL	200	283.2	86400	-	238,528.1
5439000	4/5/2017	334	334	0.1459	48.74	424	3.5938%	Fecal		CFU/100 mL	200	283.2	86400	-	238,528.1
5439000	5/11/1990	333	333	0.1459	48.60	426	3.6108%	Fecal		CFU/100 mL	200	283.2	86400	-	237,814.0
5439000	5/10/1998	333	333	0.1459	48.60	426	3.6108%	Fecal		CFU/100 mL	200	283.2	86400	-	237,814.0
5439000	5/10/2003	333	333	0.1459	48.60	426	3.6108%	Fecal		CFU/100 mL	200	283.2	86400	-	237,814.0
5439000	10/1/2019	333	333	0.1459	48.60	426	3.6108%	Fecal		CFU/100 mL	200	283.2	86400	-	237,814.0
5439000	2/23/2018	332	332	0.1459	48.45	430	3.6447%	Fecal		CFU/100 mL	200	283.2	86400	-	237,099.8
5439000	4/28/1999	331	331	0.1459	48.30	431	3.6532%	Fecal		CFU/100 mL	200	283.2	86400	-	236,385.7
5439000	3/23/2007	331	331	0.1459	48.30	431	3.6532%	Fecal		CFU/100 mL	200	283.2	86400	-	236,385.7
5439000	11/26/1992	329	329	0.1459	48.01	433	3.6701%	Fecal		CFU/100 mL	200	283.2	86400	-	234,957.3
5439000	3/11/2019	329	329	0.1459	48.01	433	3.6701%	Fecal		CFU/100 mL	200	283.2	86400	-	234,957.3
5439000	4/9/2008	328	328	0.1459	47.87	435	3.6871%	Fecal		CFU/100 mL	200	283.2	86400	-	234,243.2
5439000	1/1/2019	328	328	0.1459	47.87	435	3.6871%	Fecal		CFU/100 mL	200	283.2	86400	-	234,243.2
5439000	8/22/2007	327	327	0.1459	47.72	437	3.7040%	Fecal		CFU/100 mL	200	283.2	86400	-	233,529.0
5439000	4/7/2017	326	326	0.1459	47.57	438	3.7125%	Fecal		CFU/100 mL	200	283.2	86400	-	232,814.9
5439000	1/24/2010	322	322	0.1459	46.99	439	3.7210%	Fecal		CFU/100 mL	200	283.2	86400	-	229,958.2
5439000	4/16/1999	321	321	0.1459	46.84	440	3.7294%	Fecal		CFU/100 mL	200	283.2	86400	-	229,244.1
5439000	5/14/1999	321	321	0.1459	46.84	440	3.7294%	Fecal		CFU/100 mL	200	283.2	86400	-	229,244.1
5439000	3/19/2014	321	321	0.1459	46.84	440	3.7294%	Fecal		CFU/100 mL	200	283.2	86400	-	229,244.1
5439000	5/24/2019	321	321	0.1459	46.84	440	3.7294%	Fecal		CFU/100 mL	200	283.2	86400	-	229,244.1
5439000	12/16/1992	320	320	0.1459	46.70	444	3.7633%	Fecal		CFU/100 mL	200	283.2	86400	-	228,529.9
5439000	2/20/2011	320	320	0.1459	46.70	444	3.7633%	Fecal		CFU/100 mL	200	283.2	86400	-	228,529.9
5439000	5/27/1996	319	319	0.1459	46.55	446	3.7803%	Fecal		CFU/100 mL	200	283.2	86400	-	227,815.8
5439000	3/19/1998	319	319	0.1459	46.55	446	3.7803%	Fecal		CFU/100 mL	200	283.2	86400	-	227,815.8
5439000	4/26/2007	319	319	0.1459	46.55	446	3.7803%	Fecal		CFU/100 mL	200	283.2	86400	-	227,815.8
5439000	3/5/2008	319	319	0.1459	46.55	446	3.7803%	Fecal		CFU/100 mL	200	283.2	86400	-	227,815.8
5439000	5/2/2016	319	319	0.1459	46.55	446	3.7803%	Fecal		CFU/100 mL	200	283.2	86400	-	227,815.8

Gage ID	Date	Discharge (CFS)	Gage Discharge (less Surrogate NPDES) (CFS)	Watershed Area Ratio	Calculated flow (CFS)	Rank	Flow Exceedance %	Parameter	Results	Units (mg or micro_gram	Limit/Standard	100mL/CF	sec/day	Actual Load (million colonies/day)	Allowable Load (million colonies/day)
5439000	6/21/1993	318	318	0.1459	46.41	451	3.8227%	Fecal		CFU/100 mL	200	283.2	86400	-	227,101.6
5439000	4/27/1995	318	318	0.1459	46.41	451	3.8227%	Fecal		CFU/100 mL	200	283.2	86400	-	227,101.6
5439000	3/5/2004	316	316	0.1459	46.12	453	3.8396%	Fecal		CFU/100 mL	200	283.2	86400	-	225,673.3
5439000	6/17/1996	315	315	0.1459	45.97	454	3.8481%	Fecal		CFU/100 mL	200	283.2	86400	-	224,959.2
5439000	4/22/1998	315	315	0.1459	45.97	454	3.8481%	Fecal		CFU/100 mL	200	283.2	86400	-	224,959.2
5439000	4/20/2009	315	315	0.1459	45.97	454	3.8481%	Fecal		CFU/100 mL	200	283.2	86400	-	224,959.2
5439000	12/4/2018	315	315	0.1459	45.97	454	3.8481%	Fecal		CFU/100 mL	200	283.2	86400	-	224,959.2
5439000	6/11/1993	314	314	0.1459	45.82	458	3.8820%	Fecal		CFU/100 mL	200	283.2	86400	-	224,245.0
5439000	5/25/1996	314	314	0.1459	45.82	458	3.8820%	Fecal		CFU/100 mL	200	283.2	86400	-	224,245.0
5439000	3/24/2007	314	314	0.1459	45.82	458	3.8820%	Fecal		CFU/100 mL	200	283.2	86400	-	224,245.0
5439000	5/4/2017	314	314	0.1459	45.82	458	3.8820%	Fecal		CFU/100 mL	200	283.2	86400	-	224,245.0
5439000	4/29/2020	314	314	0.1459	45.82	458	3.8820%	Fecal		CFU/100 mL	200	283.2	86400	-	224,245.0
5439000	4/25/1999	313	313	0.1459	45.68	463	3.9244%	Fecal		CFU/100 mL	200	283.2	86400	-	223,530.8
5439000	6/26/2021	313	313	0.1459	45.68	463	3.9244%	Fecal		CFU/100 mL	200	283.2	86400	-	223,530.8
5439000	5/26/1996	312	312	0.1459	45.53	465	3.9413%	Fecal		CFU/100 mL	200	283.2	86400	-	222,816.7
5439000	6/4/1996	312	312	0.1459	45.53	465	3.9413%	Fecal		CFU/100 mL	200	283.2	86400	-	222,816.7
5439000	4/30/2009	312	312	0.1459	45.53	465	3.9413%	Fecal		CFU/100 mL	200	283.2	86400	-	222,816.7
5439000	2/21/2011	312	312	0.1459	45.53	465	3.9413%	Fecal		CFU/100 mL	200	283.2	86400	-	222,816.7
5439000	7/23/1996	311	311	0.1459	45.39	469	3.9753%	Fecal		CFU/100 mL	200	283.2	86400	-	222,102.5
5439000	2/12/2001	311	311	0.1459	45.39	469	3.9753%	Fecal		CFU/100 mL	200	283.2	86400	-	222,102.5
5439000	3/9/2002	311	311	0.1459	45.39	469	3.9753%	Fecal		CFU/100 mL	200	283.2	86400	-	222,102.5
5439000	6/1/1991	310	310	0.1459	45.24	472	4.0007%	Fecal		CFU/100 mL	200	283.2	86400	-	221,388.4
5439000	5/11/1995	310	310	0.1459	45.24	472	4.0007%	Fecal		CFU/100 mL	200	283.2	86400	-	221,388.4
5439000	4/2/2009	310	310	0.1459	45.24	472	4.0007%	Fecal		CFU/100 mL	200	283.2	86400	-	221,388.4
5439000	4/8/1993	309	309	0.1459	45.09	475	4.0261%	Fecal		CFU/100 mL	200	283.2	86400	-	220,674.2
5439000	4/17/1999	309	309	0.1459	45.09	475	4.0261%	Fecal		CFU/100 mL	200	283.2	86400	-	220,674.2
5439000	6/8/2002	309	309	0.1459	45.09	475	4.0261%	Fecal		CFU/100 mL	200	283.2	86400	-	220,674.2
5439000	5/16/2009	309	309	0.1459	45.09	475	4.0261%	Fecal		CFU/100 mL	200	283.2	86400	-	220,674.2
5439000	5/16/2011	309	309	0.1459	45.09	475	4.0261%	Fecal		CFU/100 mL	200	283.2	86400	-	220,674.2
5439000	4/23/2013	309	309	0.1459	45.09	475	4.0261%	Fecal		CFU/100 mL	200	283.2	86400	-	220,674.2
5439000	4/10/1993	308	308	0.1459	44.95	481	4.0770%	Fecal		CFU/100 mL	200	283.2	86400	-	219,960.1
5439000	6/25/2000	308	308	0.1459	44.95	481	4.0770%	Fecal		CFU/100 mL	200	283.2	86400	-	219,960.1
5439000	6/4/2008	308	308	0.1459	44.95	481	4.0770%	Fecal		CFU/100 mL	200	283.2	86400	-	219,960.1
5439000	6/8/1996	307	307	0.1459	44.80	484	4.1024%	Fecal		CFU/100 mL	200	283.2	86400	-	219,245.9
5439000	6/1/2000	307	307	0.1459	44.80	484	4.1024%	Fecal		CFU/100 mL	200	283.2	86400	-	219,245.9
5439000	5/25/2004	307	307	0.1459	44.80	484	4.1024%	Fecal		CFU/100 mL	200	283.2	86400	-	219,245.9
5439000	11/10/2011	307	307	0.1459	44.80	484	4.1024%	Fecal		CFU/100 mL	200	283.2	86400	-	219,245.9
5439000	3/3/1997	306	306	0.1459	44.66	488	4.1363%	Fecal		CFU/100 mL	200	283.2	86400	-	218,531.8
5439000	10/6/2019	306	306	0.1459	44.66	488	4.1363%	Fecal		CFU/100 mL	200	283.2	86400	-	218,531.8
5439000	3/16/1990	305	305	0.1459	44.51	490	4.1532%	Fecal		CFU/100 mL	200	283.2	86400	-	217,817.6
5439000	3/2/2018	305	305	0.1459	44.51	490	4.1532%	Fecal		CFU/100 mL	200	283.2	86400	-	217,817.6
5439000	3/18/1998	303	303	0.1459	44.22	492	4.1702%	Fecal		CFU/100 mL	200	283.2	86400	-	216,389.3
5439000	5/13/2008	303	303	0.1459	44.22	492	4.1702%	Fecal		CFU/100 mL	200	283.2	86400	-	216,389.3
5439000	6/27/1994	302	302	0.1459	44.07	494	4.1872%	Fecal		CFU/100 mL	200	283.2	86400	-	215,675.1
5439000	3/16/2001	302	302	0.1459	44.07	494	4.1872%	Fecal		CFU/100 mL	200	283.2	86400	-	215,675.1
5439000	5/11/2019	301	301	0.1459	43.93	496	4.2041%	Fecal		CFU/100 mL	200	283.2	86400	-	214,961.0
5439000	11/13/1992	300	300	0.1459	43.78	497	4.2126%	Fecal		CFU/100 mL	200	283.2	86400	-	214,246.8
5439000	12/16/2011	300	300	0.1459	43.78	497	4.2126%	Fecal		CFU/100 mL	200	283.2	86400	-	214,246.8
5439000	6/11/1998	299	299	0.1459	43.63	499	4.2295%	Fecal		CFU/100 mL	200	283.2	86400	-	213,532.7
5439000	4/22/1999	299	299	0.1459	43.63	499	4.2295%	Fecal		CFU/100 mL	200	283.2	86400	-	213,532.7
5439000	11/9/2011	299	299	0.1459	43.63	499	4.2295%	Fecal		CFU/100 mL	200	283.2	86400	-	213,532.7
5439000	6/12/2004	298	298	0.1459	43.49	502	4.2550%	Fecal		CFU/100 mL	200	283.2	86400	-	212,818.5
5439000	3/13/2007	298	298	0.1459	43.49	502	4.2550%	Fecal		CFU/100 mL	200	283.2	86400	-	212,818.5
5439000	3/26/2009	298	298	0.1459	43.49	502	4.2550%	Fecal		CFU/100 mL	200	283.2	86400	-	212,818.5
5439000	11/21/1992	297	297	0.1459	43.34	505	4.2804%	Fecal		CFU/100 mL	200	283.2	86400	-	212,104.3
5439000	5/26/1995	297	297	0.1459	43.34	505	4.2804%	Fecal		CFU/100 mL	200	283.2	86400	-	212,104.3
5439000	6/3/1999	296	296	0.1459	43.20	507	4.2973%	Fecal		CFU/100 mL	200	283.2	86400	-	211,390.2
5439000	4/7/2022	296	296	0.1459	43.20	507	4.2973%	Fecal		CFU/100 mL	200	283.2	86400	-	211,390.2
5439000	2/17/2008	295	295	0.1459	43.05	509	4.3143%	Fecal		CFU/100 mL	200	283.2	86400	-	210,676.0
5439000	3/1/2018	295	295	0.1459	43.05	509	4.3143%	Fecal		CFU/100 mL	200	283.2	86400	-	210,676.0
5439000	11/2/2019	295	295	0.1459	43.05	509	4.3143%	Fecal		CFU/100 mL	200	283.2	86400	-	210,676.0
5439000	1/6/1993	294	294	0.1459	42.90	512	4.3397%	Fecal		CFU/100 mL	200	283.2	86400	-	209,961.9
5439000	3/15/2010	294	294	0.1459	42.90	512	4.3397%	Fecal		CFU/100 mL	200	283.2	86400	-	209,961.9
5439000	5/18/2019	294	294	0.1459	42.90	512	4.3397%	Fecal		CFU/100 mL	200	283.2	86400	-	209,961.9
5439000	3/7/2021	294	294	0.1459	42.90	512	4.3397%	Fecal		CFU/100 mL	200	283.2	86400	-	209,961.9
5439000	5/17/2002	293	293	0.1459	42.76	516	4.3736%	Fecal		CFU/100 mL	200	283.2	86400	-	209,247.7
5439000	10/2/2019	293	293	0.1459	42.76	516	4.3736%	Fecal		CFU/100 mL	200	283.2	86400	-	209,247.7
5439000	12/23/2015	292	292	0.1459	42.61	518	4.3906%	Fecal		CFU/100 mL	200	283.2	86400	-	208,533.6
5439000	3/28/1993	291	291	0.1459	42.47	519	4.3991%	Fecal		CFU/100 mL	200	283.2	86400	-	207,819.4
5439000	6/30/1993	291	291	0.1459	42.47	519	4.3991%	Fecal		CFU/100 mL	200	283.2	86400	-	207,819.4
5439000	2/12/1998	290	290	0.1459	42.32	521	4.4160%	Fecal		CFU/100 mL	200	283.2	86400	-	207,105.3
5439000	12/30/2019	290	290	0.1459	42.32	521	4.4160%	Fecal		CFU/100 mL	200	283.2	86400	-	207,105.3
5439000	11/22/1992	289	289	0.1459	42.17	523	4.4330%	Fecal		CFU/100 mL	200	283.2	86400	-	206,391.1
5439000	5/13/2003	289	289	0.1459	42.17	523	4.4330%	Fecal		CFU/100 mL	200	283.2	86400	-	206,391.1
5439000	4/1/1998	288	288	0.1459	42.03	525	4.4499%	Fecal		CFU/100 mL	200	283.2	86400	-	205,676.9
5439000	5/29/1991	287	287	0.1459	41.88	526	4.4584%	Fecal		CFU/100 mL	200	283.2	86400	-	204,962.8
5439000	4/9/1998	286	286	0.1459	41.74	527	4.4669%	Fecal		CFU/100 mL	200	283.2	86400	-	204,248.6
5439000	1/28/1999	286	286	0.1459	41.74	527	4.4669%	Fecal		CFU/100 mL	200	283.2	86400	-	204,248.6
5439000	5/2/2009	286	286	0.1459	41.74	527	4.4669%	Fecal		CFU/100 mL	200	283.2	86400	-	204,248.6
5439000	5/16/2010	286	286	0.1459	41.74	527	4.4669%	Fecal		CFU/100 mL	200	283.2	86400	-	204,248.6
5439000	4/2/2017	286	286	0.1459	41.74	527	4.4669%	Fecal		CFU/100 mL	200	283.2	86400	-	204,248.6
5439000	7/27/2017	286	286	0.1459	41.74	527	4.4669%	Fecal		CFU/100 mL	200	283.2	86400	-	204,248.6
5439000	4/5/1993	285	285	0.1459	41.59	533	4.5177%	Fecal		CFU/100 mL	200	283.2	86400	-	203,534.5
5439000	9/28/1993	285	285	0.1459	41.59	533	4.5177%	Fecal		CFU/100 mL	200	283.2	86400	-	203,534.5
5439000	6/2/2011	285	285	0.1459	41.59	533	4.5177%	Fecal		CFU/100 mL	200	283.2	86400	-	203,534.5
5439000	6/23/2014	285	285	0.1459	41.59	533	4.5177%	Fecal		CFU/100 mL	200	283.2	86400	-	203,534.5
5439000	5/16/2018	285	285	0.1459	41.59	533	4.5177%	Fecal		CFU/100 mL	200	283.2	86400	-	203,534.5
5439000	1/11/2020	285	285	0.1459	41.59	533	4.5177%	Fecal		CFU/100 mL	200	283.2	86400	-	203,534.5
5439000	6/22/2015	284	284	0.1459	41.45	539	4.5686%	Fecal		CFU/100 mL	200	283.2	86400	-	202,820.3
5439000	6/16/1993	283	283	0.1459	41.30	540	4.5770%	Fecal		CFU/100 mL	200	283.2	86400	-	202,106.2

Gage ID	Date	Discharge (CFS)	Gage Discharge (less Surrogate NPDES) (CFS)	Watershed Area Ratio	Calculated flow (CFS)	Rank	Flow Exceedance %	Parameter	Results	Units (mg or micro_gram	Limit/Standard	100mL/CF	sec/day	Actual Load (million colonies/day)	Allowable Load (million colonies/day)
5439000	9/15/1993	283	283	0.1459	41.30	540	4.5770%	Fecal		CFU/100 mL	200	283.2	86400	-	202,106.2
5439000	11/30/1991	282	282	0.1459	41.15	542	4.5940%	Fecal		CFU/100 mL	200	283.2	86400	-	201,392.0
5439000	11/8/1994	282	282	0.1459	41.15	542	4.5940%	Fecal		CFU/100 mL	200	283.2	86400	-	201,392.0
5439000	12/24/2007	282	282	0.1459	41.15	542	4.5940%	Fecal		CFU/100 mL	200	283.2	86400	-	201,392.0
5439000	6/24/2010	282	282	0.1459	41.15	542	4.5940%	Fecal		CFU/100 mL	200	283.2	86400	-	201,392.0
5439000	3/10/2013	282	282	0.1459	41.15	542	4.5940%	Fecal		CFU/100 mL	200	283.2	86400	-	201,392.0
5439000	5/17/2019	282	282	0.1459	41.15	542	4.5940%	Fecal		CFU/100 mL	200	283.2	86400	-	201,392.0
5439000	5/22/2019	282	282	0.1459	41.15	542	4.5940%	Fecal		CFU/100 mL	200	283.2	86400	-	201,392.0
5439000	9/17/2019	282	282	0.1459	41.15	542	4.5940%	Fecal		CFU/100 mL	200	283.2	86400	-	201,392.0
5439000	4/25/2013	281	281	0.1459	41.01	550	4.6618%	Fecal		CFU/100 mL	200	283.2	86400	-	200,677.8
5439000	6/24/2018	281	281	0.1459	41.01	550	4.6618%	Fecal		CFU/100 mL	200	283.2	86400	-	200,677.8
5439000	6/25/1996	280	280	0.1459	40.86	552	4.6788%	Fecal		CFU/100 mL	200	283.2	86400	-	199,963.7
5439000	2/12/1999	280	280	0.1459	40.86	552	4.6788%	Fecal		CFU/100 mL	200	283.2	86400	-	199,963.7
5439000	8/31/2007	280	280	0.1459	40.86	552	4.6788%	Fecal		CFU/100 mL	200	283.2	86400	-	199,963.7
5439000	7/4/2014	280	280	0.1459	40.86	552	4.6788%	Fecal		CFU/100 mL	200	283.2	86400	-	199,963.7
5439000	4/16/2017	280	280	0.1459	40.86	552	4.6788%	Fecal		CFU/100 mL	200	283.2	86400	-	199,963.7
5439000	5/21/2020	280	280	0.1459	40.86	552	4.6788%	Fecal		CFU/100 mL	200	283.2	86400	-	199,963.7
5439000	5/16/2004	279	279	0.1459	40.72	558	4.7296%	Fecal		CFU/100 mL	200	283.2	86400	-	199,249.5
5439000	11/24/1992	278	278	0.1459	40.57	559	4.7381%	Fecal		CFU/100 mL	200	283.2	86400	-	198,535.4
5439000	6/20/1996	278	278	0.1459	40.57	559	4.7381%	Fecal		CFU/100 mL	200	283.2	86400	-	198,535.4
5439000	9/20/2008	278	278	0.1459	40.57	559	4.7381%	Fecal		CFU/100 mL	200	283.2	86400	-	198,535.4
5439000	12/17/2015	278	278	0.1459	40.57	559	4.7381%	Fecal		CFU/100 mL	200	283.2	86400	-	198,535.4
5439000	2/25/2018	278	278	0.1459	40.57	559	4.7381%	Fecal		CFU/100 mL	200	283.2	86400	-	198,535.4
5439000	2/25/2019	278	278	0.1459	40.57	559	4.7381%	Fecal		CFU/100 mL	200	283.2	86400	-	198,535.4
5439000	4/22/1993	277	277	0.1459	40.42	565	4.7889%	Fecal		CFU/100 mL	200	283.2	86400	-	197,821.2
5439000	3/18/2014	277	277	0.1459	40.42	565	4.7889%	Fecal		CFU/100 mL	200	283.2	86400	-	197,821.2
5439000	3/20/2014	277	277	0.1459	40.42	565	4.7889%	Fecal		CFU/100 mL	200	283.2	86400	-	197,821.2
5439000	5/31/1991	276	276	0.1459	40.28	568	4.8144%	Fecal		CFU/100 mL	200	283.2	86400	-	197,107.1
5439000	5/17/2016	276	276	0.1459	40.28	568	4.8144%	Fecal		CFU/100 mL	200	283.2	86400	-	197,107.1
5439000	10/30/2019	276	276	0.1459	40.28	568	4.8144%	Fecal		CFU/100 mL	200	283.2	86400	-	197,107.1
5439000	5/6/2019	275	275	0.1459	40.13	571	4.8398%	Fecal		CFU/100 mL	200	283.2	86400	-	196,392.9
5439000	4/18/1998	274	274	0.1459	39.99	572	4.8483%	Fecal		CFU/100 mL	200	283.2	86400	-	195,678.8
5439000	5/15/2002	274	274	0.1459	39.99	572	4.8483%	Fecal		CFU/100 mL	200	283.2	86400	-	195,678.8
5439000	1/26/2010	274	274	0.1459	39.99	572	4.8483%	Fecal		CFU/100 mL	200	283.2	86400	-	195,678.8
5439000	4/27/2011	274	274	0.1459	39.99	572	4.8483%	Fecal		CFU/100 mL	200	283.2	86400	-	195,678.8
5439000	3/20/1991	273	273	0.1459	39.84	576	4.8822%	Fecal		CFU/100 mL	200	283.2	86400	-	194,964.6
5439000	6/19/2014	273	273	0.1459	39.84	576	4.8822%	Fecal		CFU/100 mL	200	283.2	86400	-	194,964.6
5439000	5/12/1990	272	272	0.1459	39.69	578	4.8991%	Fecal		CFU/100 mL	200	283.2	86400	-	194,250.4
5439000	11/2/2009	272	272	0.1459	39.69	578	4.8991%	Fecal		CFU/100 mL	200	283.2	86400	-	194,250.4
5439000	12/1/2015	272	272	0.1459	39.69	578	4.8991%	Fecal		CFU/100 mL	200	283.2	86400	-	194,250.4
5439000	1/24/1993	271	271	0.1459	39.55	581	4.9246%	Fecal		CFU/100 mL	200	283.2	86400	-	193,536.3
5439000	3/1/2007	271	271	0.1459	39.55	581	4.9246%	Fecal		CFU/100 mL	200	283.2	86400	-	193,536.3
5439000	1/10/2008	271	271	0.1459	39.55	581	4.9246%	Fecal		CFU/100 mL	200	283.2	86400	-	193,536.3
5439000	5/1/2003	270	270	0.1459	39.40	584	4.9500%	Fecal		CFU/100 mL	200	283.2	86400	-	192,822.1
5439000	12/31/2015	270	270	0.1459	39.40	584	4.9500%	Fecal		CFU/100 mL	200	283.2	86400	-	192,822.1
5439000	3/8/1993	269	269	0.1459	39.26	586	4.9669%	Fecal		CFU/100 mL	200	283.2	86400	-	192,108.0
5439000	6/13/1998	269	269	0.1459	39.26	586	4.9669%	Fecal		CFU/100 mL	200	283.2	86400	-	192,108.0
5439000	7/3/2000	269	269	0.1459	39.26	586	4.9669%	Fecal		CFU/100 mL	200	283.2	86400	-	192,108.0
5439000	3/13/2009	269	269	0.1459	39.26	586	4.9669%	Fecal		CFU/100 mL	200	283.2	86400	-	192,108.0
5439000	3/6/2011	269	269	0.1459	39.26	586	4.9669%	Fecal		CFU/100 mL	200	283.2	86400	-	192,108.0
5439000	10/23/2009	268	268	0.1459	39.11	591	5.0093%	Fecal		CFU/100 mL	200	283.2	86400	-	191,393.8
5439000	6/13/2011	268	268	0.1459	39.11	591	5.0093%	Fecal		CFU/100 mL	200	283.2	86400	-	191,393.8
5439000	5/7/2015	268	268	0.1459	39.11	591	5.0093%	Fecal		CFU/100 mL	200	283.2	86400	-	191,393.8
5439000	11/30/1990	267	267	0.1459	38.96	594	5.0348%	Fecal		CFU/100 mL	200	283.2	86400	-	190,679.7
5439000	3/2/1991	267	267	0.1459	38.96	594	5.0348%	Fecal		CFU/100 mL	200	283.2	86400	-	190,679.7
5439000	5/16/2002	267	267	0.1459	38.96	594	5.0348%	Fecal		CFU/100 mL	200	283.2	86400	-	190,679.7
5439000	5/20/2004	267	267	0.1459	38.96	594	5.0348%	Fecal		CFU/100 mL	200	283.2	86400	-	190,679.7
5439000	4/14/2008	267	267	0.1459	38.96	594	5.0348%	Fecal		CFU/100 mL	200	283.2	86400	-	190,679.7
5439000	2/24/2018	267	267	0.1459	38.96	594	5.0348%	Fecal		CFU/100 mL	200	283.2	86400	-	190,679.7
5439000	5/1/2020	267	267	0.1459	38.96	594	5.0348%	Fecal		CFU/100 mL	200	283.2	86400	-	190,679.7
5439000	5/27/1995	266	266	0.1459	38.82	601	5.0941%	Fecal		CFU/100 mL	200	283.2	86400	-	189,965.5
5439000	12/29/2009	266	266	0.1459	38.82	601	5.0941%	Fecal		CFU/100 mL	200	283.2	86400	-	189,965.5
5439000	6/29/2013	266	266	0.1459	38.82	601	5.0941%	Fecal		CFU/100 mL	200	283.2	86400	-	189,965.5
5439000	12/2/2015	266	266	0.1459	38.82	601	5.0941%	Fecal		CFU/100 mL	200	283.2	86400	-	189,965.5
5439000	5/14/2020	266	266	0.1459	38.82	601	5.0941%	Fecal		CFU/100 mL	200	283.2	86400	-	189,965.5
5439000	2/25/1997	265	265	0.1459	38.67	606	5.1365%	Fecal		CFU/100 mL	200	283.2	86400	-	189,251.4
5439000	3/6/2004	265	265	0.1459	38.67	606	5.1365%	Fecal		CFU/100 mL	200	283.2	86400	-	189,251.4
5439000	4/21/2011	265	265	0.1459	38.67	606	5.1365%	Fecal		CFU/100 mL	200	283.2	86400	-	189,251.4
5439000	1/26/1999	264	264	0.1459	38.53	609	5.1619%	Fecal		CFU/100 mL	200	283.2	86400	-	188,537.2
5439000	6/6/2001	264	264	0.1459	38.53	609	5.1619%	Fecal		CFU/100 mL	200	283.2	86400	-	188,537.2
5439000	4/23/2011	263	263	0.1459	38.38	611	5.1788%	Fecal		CFU/100 mL	200	283.2	86400	-	187,823.0
5439000	6/2/2019	263	263	0.1459	38.38	611	5.1788%	Fecal		CFU/100 mL	200	283.2	86400	-	187,823.0
5439000	11/3/2019	263	263	0.1459	38.38	611	5.1788%	Fecal		CFU/100 mL	200	283.2	86400	-	187,823.0
5439000	3/12/2021	263	263	0.1459	38.38	611	5.1788%	Fecal		CFU/100 mL	200	283.2	86400	-	187,823.0
5439000	3/25/2007	262	262	0.1459	38.23	615	5.2127%	Fecal		CFU/100 mL	200	283.2	86400	-	187,108.9
5439000	3/29/2009	262	262	0.1459	38.23	615	5.2127%	Fecal		CFU/100 mL	200	283.2	86400	-	187,108.9
5439000	5/13/1990	261	261	0.1459	38.09	617	5.2297%	Fecal		CFU/100 mL	200	283.2	86400	-	186,394.7
5439000	7/30/1996	261	261	0.1459	38.09	617	5.2297%	Fecal		CFU/100 mL	200	283.2	86400	-	186,394.7
5439000	3/10/2011	261	261	0.1459	38.09	617	5.2297%	Fecal		CFU/100 mL	200	283.2	86400	-	186,394.7
5439000	4/26/2011	261	261	0.1459	38.09	617	5.2297%	Fecal		CFU/100 mL	200	283.2	86400	-	186,394.7
5439000	5/7/2019	261	261	0.1459	38.09	617	5.2297%	Fecal		CFU/100 mL	200	283.2	86400	-	186,394.7
5439000	6/4/1995	260	260	0.1459	37.94	622	5.2721%	Fecal		CFU/100 mL	200	283.2	86400	-	185,680.6
5439000	6/12/1999	260	260	0.1459	37.94	622	5.2721%	Fecal		CFU/100 mL	200	283.2	86400	-	185,680.6
5439000	6/4/2004	260	260	0.1459	37.94	622	5.2721%	Fecal		CFU/100 mL	200	283.2	86400	-	185,680.6
5439000	6/28/2013	260	260	0.1459	37.94	622	5.2721%	Fecal		CFU/100 mL	200	283.2	86400	-	185,680.6
5439000	6/26/2018	260	260	0.1459	37.94	622	5.2721%	Fecal		CFU/100 mL	200	283.2	86400	-	185,680.6
5439000	6/2/2000	259	259	0.1459	37.80	627	5.3145%	Fecal		CFU/100 mL	200	283.2	86400	-	184,966.4
5439000	4/21/2009	259	259	0.1459	37.80	627	5.3145%	Fecal		CFU/100 mL	200	283.2	86400	-	184,966.4
5439000	12/18/1992	258	258	0.1459	37.65	629	5.3314%	Fecal		CFU/100 mL	200	283.2	86400	-	184,252.3
5439000	4/28/2007	258	258	0.1459	37.65	629	5.3314%	Fecal		CFU/100 mL	200	283.2	86400	-	184,252.3

Gage ID	Date	Discharge (CFS)	Gage Discharge (less Surrogate NPDES) (CFS)	Watershed Area Ratio	Calculated flow (CFS)	Rank	Flow Exceedance %	Parameter	Results	Units (mg or micro_gram	Limit/Standard	100mL/CF	sec/day	Actual Load (million colonies/day)	Allowable Load (million colonies/day)
5439000	5/26/2008	258	258	0.1459	37.65	629	5.3314%	Fecal		CFU/100 mL	200	283.2	86400	-	184,252.3
5439000	4/11/2013	258	258	0.1459	37.65	629	5.3314%	Fecal		CFU/100 mL	200	283.2	86400	-	184,252.3
5439000	10/16/2017	258	258	0.1459	37.65	629	5.3314%	Fecal		CFU/100 mL	200	283.2	86400	-	184,252.3
5439000	7/1/2021	258	258	0.1459	37.65	629	5.3314%	Fecal		CFU/100 mL	200	283.2	86400	-	184,252.3
5439000	11/27/1992	257	257	0.1459	37.51	635	5.3823%	Fecal		CFU/100 mL	200	283.2	86400	-	183,538.1
5439000	7/25/1993	257	257	0.1459	37.51	635	5.3823%	Fecal		CFU/100 mL	200	283.2	86400	-	183,538.1
5439000	3/14/2007	257	257	0.1459	37.51	635	5.3823%	Fecal		CFU/100 mL	200	283.2	86400	-	183,538.1
5439000	8/10/2007	257	257	0.1459	37.51	635	5.3823%	Fecal		CFU/100 mL	200	283.2	86400	-	183,538.1
5439000	5/11/2015	257	257	0.1459	37.51	635	5.3823%	Fecal		CFU/100 mL	200	283.2	86400	-	183,538.1
5439000	6/2/1991	256	256	0.1459	37.36	640	5.4246%	Fecal		CFU/100 mL	200	283.2	86400	-	182,823.9
5439000	3/29/1993	256	256	0.1459	37.36	640	5.4246%	Fecal		CFU/100 mL	200	283.2	86400	-	182,823.9
5439000	7/11/2000	256	256	0.1459	37.36	640	5.4246%	Fecal		CFU/100 mL	200	283.2	86400	-	182,823.9
5439000	10/31/2019	255	255	0.1459	37.21	643	5.4501%	Fecal		CFU/100 mL	200	283.2	86400	-	182,109.8
5439000	4/1/2020	255	255	0.1459	37.21	643	5.4501%	Fecal		CFU/100 mL	200	283.2	86400	-	182,109.8
5439000	4/11/1995	254	254	0.1459	37.07	645	5.4670%	Fecal		CFU/100 mL	200	283.2	86400	-	181,395.6
5439000	5/24/1996	254	254	0.1459	37.07	645	5.4670%	Fecal		CFU/100 mL	200	283.2	86400	-	181,395.6
5439000	2/2/1999	254	254	0.1459	37.07	645	5.4670%	Fecal		CFU/100 mL	200	283.2	86400	-	181,395.6
5439000	4/28/1995	253	253	0.1459	36.92	648	5.4925%	Fecal		CFU/100 mL	200	283.2	86400	-	180,681.5
5439000	7/24/1996	253	253	0.1459	36.92	648	5.4925%	Fecal		CFU/100 mL	200	283.2	86400	-	180,681.5
5439000	4/10/1998	253	253	0.1459	36.92	648	5.4925%	Fecal		CFU/100 mL	200	283.2	86400	-	180,681.5
5439000	6/13/2004	253	253	0.1459	36.92	648	5.4925%	Fecal		CFU/100 mL	200	283.2	86400	-	180,681.5
5439000	3/21/2007	253	253	0.1459	36.92	648	5.4925%	Fecal		CFU/100 mL	200	283.2	86400	-	180,681.5
5439000	5/8/2012	253	253	0.1459	36.92	648	5.4925%	Fecal		CFU/100 mL	200	283.2	86400	-	180,681.5
5439000	4/17/2013	253	253	0.1459	36.92	648	5.4925%	Fecal		CFU/100 mL	200	283.2	86400	-	180,681.5
5439000	3/17/2019	253	253	0.1459	36.92	648	5.4925%	Fecal		CFU/100 mL	200	283.2	86400	-	180,681.5
5439000	5/30/1995	252	252	0.1459	36.78	656	5.5603%	Fecal		CFU/100 mL	200	283.2	86400	-	179,967.3
5439000	2/26/1997	252	252	0.1459	36.78	656	5.5603%	Fecal		CFU/100 mL	200	283.2	86400	-	179,967.3
5439000	5/11/1998	252	252	0.1459	36.78	656	5.5603%	Fecal		CFU/100 mL	200	283.2	86400	-	179,967.3
5439000	4/6/2010	252	252	0.1459	36.78	656	5.5603%	Fecal		CFU/100 mL	200	283.2	86400	-	179,967.3
5439000	10/25/2017	252	252	0.1459	36.78	656	5.5603%	Fecal		CFU/100 mL	200	283.2	86400	-	179,967.3
5439000	3/17/1990	251	251	0.1459	36.63	661	5.6026%	Fecal		CFU/100 mL	200	283.2	86400	-	179,253.2
5439000	4/13/1995	251	251	0.1459	36.63	661	5.6026%	Fecal		CFU/100 mL	200	283.2	86400	-	179,253.2
5439000	11/12/1995	251	251	0.1459	36.63	661	5.6026%	Fecal		CFU/100 mL	200	283.2	86400	-	179,253.2
5439000	6/28/2018	251	251	0.1459	36.63	661	5.6026%	Fecal		CFU/100 mL	200	283.2	86400	-	179,253.2
5439000	11/25/1992	250	250	0.1459	36.48	665	5.6365%	Fecal		CFU/100 mL	200	283.2	86400	-	178,539.0
5439000	8/9/1996	250	250	0.1459	36.48	665	5.6365%	Fecal		CFU/100 mL	200	283.2	86400	-	178,539.0
5439000	5/26/2004	250	250	0.1459	36.48	665	5.6365%	Fecal		CFU/100 mL	200	283.2	86400	-	178,539.0
5439000	6/29/1990	249	249	0.1459	36.34	668	5.6620%	Fecal		CFU/100 mL	200	283.2	86400	-	177,824.9
5439000	3/29/1991	249	249	0.1459	36.34	668	5.6620%	Fecal		CFU/100 mL	200	283.2	86400	-	177,824.9
5439000	5/10/1996	249	249	0.1459	36.34	668	5.6620%	Fecal		CFU/100 mL	200	283.2	86400	-	177,824.9
5439000	7/10/2000	249	249	0.1459	36.34	668	5.6620%	Fecal		CFU/100 mL	200	283.2	86400	-	177,824.9
5439000	6/9/2008	249	249	0.1459	36.34	668	5.6620%	Fecal		CFU/100 mL	200	283.2	86400	-	177,824.9
5439000	3/21/2014	249	249	0.1459	36.34	668	5.6620%	Fecal		CFU/100 mL	200	283.2	86400	-	177,824.9
5439000	3/12/2019	249	249	0.1459	36.34	668	5.6620%	Fecal		CFU/100 mL	200	283.2	86400	-	177,824.9
5439000	6/10/1998	248	248	0.1459	36.19	675	5.7213%	Fecal		CFU/100 mL	200	283.2	86400	-	177,110.7
5439000	3/4/2007	248	248	0.1459	36.19	675	5.7213%	Fecal		CFU/100 mL	200	283.2	86400	-	177,110.7
5439000	5/8/2019	248	248	0.1459	36.19	675	5.7213%	Fecal		CFU/100 mL	200	283.2	86400	-	177,110.7
5439000	5/25/2019	247	247	0.1459	36.05	678	5.7467%	Fecal		CFU/100 mL	200	283.2	86400	-	176,396.5
5439000	11/1/2019	247	247	0.1459	36.05	678	5.7467%	Fecal		CFU/100 mL	200	283.2	86400	-	176,396.5
5439000	11/9/1994	246	246	0.1459	35.90	680	5.7637%	Fecal		CFU/100 mL	200	283.2	86400	-	175,682.4
5439000	4/29/1999	246	246	0.1459	35.90	680	5.7637%	Fecal		CFU/100 mL	200	283.2	86400	-	175,682.4
5439000	4/7/2010	246	246	0.1459	35.90	680	5.7637%	Fecal		CFU/100 mL	200	283.2	86400	-	175,682.4
5439000	5/28/2011	246	246	0.1459	35.90	680	5.7637%	Fecal		CFU/100 mL	200	283.2	86400	-	175,682.4
5439000	9/25/2019	246	246	0.1459	35.90	680	5.7637%	Fecal		CFU/100 mL	200	283.2	86400	-	175,682.4
5439000	6/5/1996	245	245	0.1459	35.75	685	5.8061%	Fecal		CFU/100 mL	200	283.2	86400	-	174,968.2
5439000	2/14/2005	245	245	0.1459	35.75	685	5.8061%	Fecal		CFU/100 mL	200	283.2	86400	-	174,968.2
5439000	12/25/2015	245	245	0.1459	35.75	685	5.8061%	Fecal		CFU/100 mL	200	283.2	86400	-	174,968.2
5439000	5/20/2019	245	245	0.1459	35.75	685	5.8061%	Fecal		CFU/100 mL	200	283.2	86400	-	174,968.2
5439000	8/4/2010	244	244	0.1459	35.61	689	5.8400%	Fecal		CFU/100 mL	200	283.2	86400	-	174,254.1
5439000	6/28/2021	244	244	0.1459	35.61	689	5.8400%	Fecal		CFU/100 mL	200	283.2	86400	-	174,254.1
5439000	4/22/2000	243	243	0.1459	35.46	691	5.8569%	Fecal		CFU/100 mL	200	283.2	86400	-	173,539.9
5439000	3/15/2008	243	243	0.1459	35.46	691	5.8569%	Fecal		CFU/100 mL	200	283.2	86400	-	173,539.9
5439000	6/18/1993	242	242	0.1459	35.32	693	5.8739%	Fecal		CFU/100 mL	200	283.2	86400	-	172,825.8
5439000	7/21/1993	242	242	0.1459	35.32	693	5.8739%	Fecal		CFU/100 mL	200	283.2	86400	-	172,825.8
5439000	3/14/2015	242	242	0.1459	35.32	693	5.8739%	Fecal		CFU/100 mL	200	283.2	86400	-	172,825.8
5439000	1/8/2019	242	242	0.1459	35.32	693	5.8739%	Fecal		CFU/100 mL	200	283.2	86400	-	172,825.8
5439000	4/17/1991	241	241	0.1459	35.17	697	5.9078%	Fecal		CFU/100 mL	200	283.2	86400	-	172,111.6
5439000	6/9/1996	241	241	0.1459	35.17	697	5.9078%	Fecal		CFU/100 mL	200	283.2	86400	-	172,111.6
5439000	10/7/2019	241	241	0.1459	35.17	697	5.9078%	Fecal	602.00	CFU/100 mL	200	283.2	86400	518,056	172,111.6
5439000	10/19/1998	240	240	0.1459	35.02	700	5.9332%	Fecal		CFU/100 mL	200	283.2	86400	-	171,397.5
5439000	5/12/2010	240	240	0.1459	35.02	700	5.9332%	Fecal		CFU/100 mL	200	283.2	86400	-	171,397.5
5439000	5/12/2019	240	240	0.1459	35.02	700	5.9332%	Fecal		CFU/100 mL	200	283.2	86400	-	171,397.5
5439000	6/2/1995	239	239	0.1459	34.88	703	5.9586%	Fecal		CFU/100 mL	200	283.2	86400	-	170,683.3
5439000	10/24/2009	239	239	0.1459	34.88	703	5.9586%	Fecal		CFU/100 mL	200	283.2	86400	-	170,683.3
5439000	6/27/2021	239	239	0.1459	34.88	703	5.9586%	Fecal		CFU/100 mL	200	283.2	86400	-	170,683.3
5439000	6/17/2000	238	238	0.1459	34.73	706	5.9841%	Fecal		CFU/100 mL	200	283.2	86400	-	169,969.1
5439000	2/28/2001	238	238	0.1459	34.73	706	5.9841%	Fecal		CFU/100 mL	200	283.2	86400	-	169,969.1
5439000	3/9/2007	238	238	0.1459	34.73	706	5.9841%	Fecal		CFU/100 mL	200	283.2	86400	-	169,969.1
5439000	4/3/2009	238	238	0.1459	34.73	706	5.9841%	Fecal		CFU/100 mL	200	283.2	86400	-	169,969.1
5439000	12/14/2011	238	238	0.1459	34.73	706	5.9841%	Fecal		CFU/100 mL	200	283.2	86400	-	169,969.1
5439000	6/30/2014	238	238	0.1459	34.73	706	5.9841%	Fecal		CFU/100 mL	200	283.2	86400	-	169,969.1
5439000	6/12/1993	237	237	0.1459	34.59	712	6.0349%	Fecal		CFU/100 mL	200	283.2	86400	-	169,255.0
5439000	4/23/1998	237	237	0.1459	34.59	712	6.0349%	Fecal		CFU/100 mL	200	283.2	86400	-	169,255.0
5439000	4/10/2002	237	237	0.1459	34.59	712	6.0349%	Fecal		CFU/100 mL	200	283.2	86400	-	169,255.0
5439000	3/16/2010	237	237	0.1459	34.59	712	6.0349%	Fecal		CFU/100 mL	200	283.2	86400	-	169,255.0
5439000	3/16/2013	237	237	0.1459	34.59	712	6.0349%	Fecal		CFU/100 mL	200	283.2	86400	-	169,255.0
5439000	1/22/1993	236	236	0.1459	34.44	717	6.0773%	Fecal		CFU/100 mL	200	283.2	86400	-	168,540.8
5439000	6/9/2002	236	236	0.1459	34.44	717	6.0773%	Fecal		CFU/100 mL	200	283.2	86400	-	168,540.8
5439000	6/14/2009	236	236	0.1459	34.44	717	6.0773%	Fecal		CFU/100 mL	200	283.2	86400	-	168,540.8
5439000	3/9/2010	236	236	0.1459	34.44	717	6.0773%	Fecal		CFU/100 mL	200	283.2	86400	-	168,540.8

Gage ID	Date	Discharge (CFS)	Gage Discharge (less Surrogate NPDES) (CFS)	Watershed Area Ratio	Calculated flow (CFS)	Rank	Flow Exceedance %	Parameter	Results	Units (mg or micro_gram	Limit/Standard	100mL/CF	sec/day	Actual Load (million colonies/day)	Allowable Load (million colonies/day)
5439000	6/23/2015	236	236	0.1459	34.44	717	6.0773%	Fecal		CFU/100 mL	200	283.2	86400	-	168,540.8
5439000	5/3/2016	236	236	0.1459	34.44	717	6.0773%	Fecal		CFU/100 mL	200	283.2	86400	-	168,540.8
5439000	4/3/2017	236	236	0.1459	34.44	717	6.0773%	Fecal		CFU/100 mL	200	283.2	86400	-	168,540.8
5439000	4/8/2017	236	236	0.1459	34.44	717	6.0773%	Fecal		CFU/100 mL	200	283.2	86400	-	168,540.8
5439000	3/21/1991	235	235	0.1459	34.29	725	6.1451%	Fecal		CFU/100 mL	200	283.2	86400	-	167,826.7
5439000	3/26/1991	235	235	0.1459	34.29	725	6.1451%	Fecal		CFU/100 mL	200	283.2	86400	-	167,826.7
5439000	1/1/1993	235	235	0.1459	34.29	725	6.1451%	Fecal		CFU/100 mL	200	283.2	86400	-	167,826.7
5439000	3/6/2008	235	235	0.1459	34.29	725	6.1451%	Fecal		CFU/100 mL	200	283.2	86400	-	167,826.7
5439000	3/31/2008	235	235	0.1459	34.29	725	6.1451%	Fecal		CFU/100 mL	200	283.2	86400	-	167,826.7
5439000	1/2/2009	235	235	0.1459	34.29	725	6.1451%	Fecal		CFU/100 mL	200	283.2	86400	-	167,826.7
5439000	5/5/2017	235	235	0.1459	34.29	725	6.1451%	Fecal		CFU/100 mL	200	283.2	86400	-	167,826.7
5439000	3/6/2021	235	235	0.1459	34.29	725	6.1451%	Fecal		CFU/100 mL	200	283.2	86400	-	167,826.7
5439000	3/20/1998	234	234	0.1459	34.15	733	6.2129%	Fecal		CFU/100 mL	200	283.2	86400	-	167,112.5
5439000	2/3/1999	234	234	0.1459	34.15	733	6.2129%	Fecal		CFU/100 mL	200	283.2	86400	-	167,112.5
5439000	6/23/2009	234	234	0.1459	34.15	733	6.2129%	Fecal		CFU/100 mL	200	283.2	86400	-	167,112.5
5439000	11/12/1992	233	233	0.1459	34.00	736	6.2383%	Fecal		CFU/100 mL	200	283.2	86400	-	166,398.4
5439000	11/10/1994	233	233	0.1459	34.00	736	6.2383%	Fecal		CFU/100 mL	200	283.2	86400	-	166,398.4
5439000	1/11/2008	233	233	0.1459	34.00	736	6.2383%	Fecal		CFU/100 mL	200	283.2	86400	-	166,398.4
5439000	6/13/2009	233	233	0.1459	34.00	736	6.2383%	Fecal		CFU/100 mL	200	283.2	86400	-	166,398.4
5439000	12/9/1991	232	232	0.1459	33.86	740	6.2722%	Fecal		CFU/100 mL	200	283.2	86400	-	165,684.2
5439000	3/23/1994	232	232	0.1459	33.86	740	6.2722%	Fecal		CFU/100 mL	200	283.2	86400	-	165,684.2
5439000	5/12/2015	232	232	0.1459	33.86	740	6.2722%	Fecal		CFU/100 mL	200	283.2	86400	-	165,684.2
5439000	5/12/1995	231	231	0.1459	33.71	743	6.2977%	Fecal		CFU/100 mL	200	283.2	86400	-	164,970.0
5439000	3/4/1997	231	231	0.1459	33.71	743	6.2977%	Fecal		CFU/100 mL	200	283.2	86400	-	164,970.0
5439000	4/27/1999	231	231	0.1459	33.71	743	6.2977%	Fecal		CFU/100 mL	200	283.2	86400	-	164,970.0
5439000	4/2/2008	231	231	0.1459	33.71	743	6.2977%	Fecal		CFU/100 mL	200	283.2	86400	-	164,970.0
5439000	6/25/2021	231	231	0.1459	33.71	743	6.2977%	Fecal		CFU/100 mL	200	283.2	86400	-	164,970.0
5439000	3/30/1993	230	230	0.1459	33.56	748	6.3401%	Fecal		CFU/100 mL	200	283.2	86400	-	164,255.9
5439000	4/6/1993	230	230	0.1459	33.56	748	6.3401%	Fecal		CFU/100 mL	200	283.2	86400	-	164,255.9
5439000	4/23/1993	230	230	0.1459	33.56	748	6.3401%	Fecal		CFU/100 mL	200	283.2	86400	-	164,255.9
5439000	6/6/1996	230	230	0.1459	33.56	748	6.3401%	Fecal		CFU/100 mL	200	283.2	86400	-	164,255.9
5439000	1/7/1998	230	230	0.1459	33.56	748	6.3401%	Fecal		CFU/100 mL	200	283.2	86400	-	164,255.9
5439000	3/15/2013	230	230	0.1459	33.56	748	6.3401%	Fecal		CFU/100 mL	200	283.2	86400	-	164,255.9
5439000	7/2/2013	230	230	0.1459	33.56	748	6.3401%	Fecal		CFU/100 mL	200	283.2	86400	-	164,255.9
5439000	4/17/2017	230	230	0.1459	33.56	748	6.3401%	Fecal		CFU/100 mL	200	283.2	86400	-	164,255.9
5439000	5/13/2017	230	230	0.1459	33.56	748	6.3401%	Fecal		CFU/100 mL	200	283.2	86400	-	164,255.9
5439000	4/11/1993	229	229	0.1459	33.42	757	6.4163%	Fecal		CFU/100 mL	200	283.2	86400	-	163,541.7
5439000	6/16/1999	229	229	0.1459	33.42	757	6.4163%	Fecal		CFU/100 mL	200	283.2	86400	-	163,541.7
5439000	5/5/2003	229	229	0.1459	33.42	757	6.4163%	Fecal		CFU/100 mL	200	283.2	86400	-	163,541.7
5439000	12/22/2006	229	229	0.1459	33.42	757	6.4163%	Fecal		CFU/100 mL	200	283.2	86400	-	163,541.7
5439000	6/30/1990	228	228	0.1459	33.27	761	6.4502%	Fecal		CFU/100 mL	200	283.2	86400	-	162,827.6
5439000	2/6/1993	228	228	0.1459	33.27	761	6.4502%	Fecal		CFU/100 mL	200	283.2	86400	-	162,827.6
5439000	2/19/2008	228	228	0.1459	33.27	761	6.4502%	Fecal		CFU/100 mL	200	283.2	86400	-	162,827.6
5439000	6/19/2010	228	228	0.1459	33.27	761	6.4502%	Fecal		CFU/100 mL	200	283.2	86400	-	162,827.6
5439000	8/5/2010	228	228	0.1459	33.27	761	6.4502%	Fecal		CFU/100 mL	200	283.2	86400	-	162,827.6
5439000	3/9/2011	228	228	0.1459	33.27	761	6.4502%	Fecal		CFU/100 mL	200	283.2	86400	-	162,827.6
5439000	4/28/2011	228	228	0.1459	33.27	761	6.4502%	Fecal		CFU/100 mL	200	283.2	86400	-	162,827.6
5439000	5/17/2011	228	228	0.1459	33.27	761	6.4502%	Fecal		CFU/100 mL	200	283.2	86400	-	162,827.6
5439000	6/3/2011	228	228	0.1459	33.27	761	6.4502%	Fecal		CFU/100 mL	200	283.2	86400	-	162,827.6
5439000	6/17/1993	227	227	0.1459	33.13	770	6.5265%	Fecal		CFU/100 mL	200	283.2	86400	-	162,113.4
5439000	6/22/1993	227	227	0.1459	33.13	770	6.5265%	Fecal		CFU/100 mL	200	283.2	86400	-	162,113.4
5439000	5/11/1996	227	227	0.1459	33.13	770	6.5265%	Fecal		CFU/100 mL	200	283.2	86400	-	162,113.4
5439000	4/26/1999	227	227	0.1459	33.13	770	6.5265%	Fecal		CFU/100 mL	200	283.2	86400	-	162,113.4
5439000	2/13/2001	227	227	0.1459	33.13	770	6.5265%	Fecal		CFU/100 mL	200	283.2	86400	-	162,113.4
5439000	5/18/2002	227	227	0.1459	33.13	770	6.5265%	Fecal		CFU/100 mL	200	283.2	86400	-	162,113.4
5439000	7/14/2008	227	227	0.1459	33.13	770	6.5265%	Fecal		CFU/100 mL	200	283.2	86400	-	162,113.4
5439000	5/7/2012	227	227	0.1459	33.13	770	6.5265%	Fecal		CFU/100 mL	200	283.2	86400	-	162,113.4
5439000	4/2/1998	226	226	0.1459	32.98	778	6.5943%	Fecal		CFU/100 mL	200	283.2	86400	-	161,399.3
5439000	1/27/1999	226	226	0.1459	32.98	778	6.5943%	Fecal		CFU/100 mL	200	283.2	86400	-	161,399.3
5439000	6/13/2018	226	226	0.1459	32.98	778	6.5943%	Fecal		CFU/100 mL	200	283.2	86400	-	161,399.3
5439000	12/7/1998	225	225	0.1459	32.84	781	6.6198%	Fecal		CFU/100 mL	200	283.2	86400	-	160,685.1
5439000	2/14/2001	225	225	0.1459	32.84	781	6.6198%	Fecal		CFU/100 mL	200	283.2	86400	-	160,685.1
5439000	9/1/2007	225	225	0.1459	32.84	781	6.6198%	Fecal		CFU/100 mL	200	283.2	86400	-	160,685.1
5439000	2/13/2009	225	225	0.1459	32.84	781	6.6198%	Fecal		CFU/100 mL	200	283.2	86400	-	160,685.1
5439000	5/27/2009	225	225	0.1459	32.84	781	6.6198%	Fecal		CFU/100 mL	200	283.2	86400	-	160,685.1
5439000	6/10/2009	225	225	0.1459	32.84	781	6.6198%	Fecal		CFU/100 mL	200	283.2	86400	-	160,685.1
5439000	11/20/2015	225	225	0.1459	32.84	781	6.6198%	Fecal		CFU/100 mL	200	283.2	86400	-	160,685.1
5439000	11/29/2015	225	225	0.1459	32.84	781	6.6198%	Fecal		CFU/100 mL	200	283.2	86400	-	160,685.1
5439000	7/25/1996	224	224	0.1459	32.69	789	6.6876%	Fecal		CFU/100 mL	200	283.2	86400	-	159,971.0
5439000	2/26/2000	224	224	0.1459	32.69	789	6.6876%	Fecal		CFU/100 mL	200	283.2	86400	-	159,971.0
5439000	5/14/2003	224	224	0.1459	32.69	789	6.6876%	Fecal		CFU/100 mL	200	283.2	86400	-	159,971.0
5439000	3/15/2007	224	224	0.1459	32.69	789	6.6876%	Fecal		CFU/100 mL	200	283.2	86400	-	159,971.0
5439000	4/22/2011	224	224	0.1459	32.69	789	6.6876%	Fecal		CFU/100 mL	200	283.2	86400	-	159,971.0
5439000	4/26/2013	224	224	0.1459	32.69	789	6.6876%	Fecal		CFU/100 mL	200	283.2	86400	-	159,971.0
5439000	3/11/2020	224	224	0.1459	32.69	789	6.6876%	Fecal		CFU/100 mL	200	283.2	86400	-	159,971.0
5439000	5/30/1991	223	223	0.1459	32.54	796	6.7469%	Fecal		CFU/100 mL	200	283.2	86400	-	159,256.8
5439000	3/9/1998	223	223	0.1459	32.54	796	6.7469%	Fecal		CFU/100 mL	200	283.2	86400	-	159,256.8
5439000	1/1/2011	223	223	0.1459	32.54	796	6.7469%	Fecal		CFU/100 mL	200	283.2	86400	-	159,256.8
5439000	3/9/1993	222	222	0.1459	32.40	799	6.7723%	Fecal		CFU/100 mL	200	283.2	86400	-	158,542.6
5439000	3/17/1999	222	222	0.1459	32.40	799	6.7723%	Fecal		CFU/100 mL	200	283.2	86400	-	158,542.6
5439000	2/15/2001	222	222	0.1459	32.40	799	6.7723%	Fecal		CFU/100 mL	200	283.2	86400	-	158,542.6
5439000	5/17/2009	222	222	0.1459	32.40	799	6.7723%	Fecal		CFU/100 mL	200	283.2	86400	-	158,542.6
5439000	5/22/2020	222	222	0.1459	32.40	799	6.7723%	Fecal		CFU/100 mL	200	283.2	86400	-	158,542.6
5439000	1/23/1993	221	221	0.1459	32.25	804	6.8147%	Fecal		CFU/100 mL	200	283.2	86400	-	157,828.5
5439000	5/5/1993	221	221	0.1459	32.25	804	6.8147%	Fecal		CFU/100 mL	200	283.2	86400	-	157,828.5
5439000	9/14/1993	221	221	0.1459	32.25	804	6.8147%	Fecal		CFU/100 mL	200	283.2	86400	-	157,828.5
5439000	5/15/1999	221	221	0.1459	32.25	804	6.8147%	Fecal		CFU/100 mL	200	283.2	86400	-	157,828.5
5439000	9/21/2008	221	221	0.1459	32.25	804	6.8147%	Fecal		CFU/100 mL	200	283.2	86400	-	157,828.5
5439000	3/27/2009	221	221	0.1459	32.25	804	6.8147%	Fecal		CFU/100 mL	200	283.2	86400	-	157,828.5
5439000	2/18/2022	221	221	0.1459	32.25	804	6.8147%	Fecal		CFU/100 mL	200	283.2	86400	-	157,828.5

Gage ID	Date	Discharge (CFS)	Gage Discharge (less Surrogate NPDES) (CFS)	Watershed Area Ratio	Calculated flow (CFS)	Rank	Flow Exceedance %	Parameter	Results	Units (mg or micro_gram	Limit/Standard	100mL/CF	sec/day	Actual Load (million colonies/day)	Allowable Load (million colonies/day)
5439000	12/30/1992	220	220	0.1459	32.11	811	6.8740%	Fecal		CFU/100 mL	200	283.2	86400	-	157,114.3
5439000	9/29/1993	220	220	0.1459	32.11	811	6.8740%	Fecal		CFU/100 mL	200	283.2	86400	-	157,114.3
5439000	3/18/1999	220	220	0.1459	32.11	811	6.8740%	Fecal		CFU/100 mL	200	283.2	86400	-	157,114.3
5439000	4/27/2009	220	220	0.1459	32.11	811	6.8740%	Fecal		CFU/100 mL	200	283.2	86400	-	157,114.3
5439000	7/24/2017	220	220	0.1459	32.11	811	6.8740%	Fecal		CFU/100 mL	200	283.2	86400	-	157,114.3
5439000	5/11/2010	219	219	0.1459	31.96	816	6.9164%	Fecal		CFU/100 mL	200	283.2	86400	-	156,400.2
5439000	3/22/2014	219	219	0.1459	31.96	816	6.9164%	Fecal		CFU/100 mL	200	283.2	86400	-	156,400.2
5439000	7/1/1993	218	218	0.1459	31.81	818	6.9334%	Fecal		CFU/100 mL	200	283.2	86400	-	155,686.0
5439000	2/24/2001	218	218	0.1459	31.81	818	6.9334%	Fecal		CFU/100 mL	200	283.2	86400	-	155,686.0
5439000	3/19/2001	218	218	0.1459	31.81	818	6.9334%	Fecal		CFU/100 mL	200	283.2	86400	-	155,686.0
5439000	7/13/2014	218	218	0.1459	31.81	818	6.9334%	Fecal		CFU/100 mL	200	283.2	86400	-	155,686.0
5439000	11/26/2015	218	218	0.1459	31.81	818	6.9334%	Fecal		CFU/100 mL	200	283.2	86400	-	155,686.0
5439000	3/25/2016	218	218	0.1459	31.81	818	6.9334%	Fecal		CFU/100 mL	200	283.2	86400	-	155,686.0
5439000	5/22/2018	218	218	0.1459	31.81	818	6.9334%	Fecal		CFU/100 mL	200	283.2	86400	-	155,686.0
5439000	12/5/2018	218	218	0.1459	31.81	818	6.9334%	Fecal		CFU/100 mL	200	283.2	86400	-	155,686.0
5439000	2/6/1991	217	217	0.1459	31.67	826	7.0012%	Fecal		CFU/100 mL	200	283.2	86400	-	154,971.9
5439000	7/26/1993	217	217	0.1459	31.67	826	7.0012%	Fecal		CFU/100 mL	200	283.2	86400	-	154,971.9
5439000	6/11/1996	217	217	0.1459	31.67	826	7.0012%	Fecal		CFU/100 mL	200	283.2	86400	-	154,971.9
5439000	6/5/2004	217	217	0.1459	31.67	826	7.0012%	Fecal		CFU/100 mL	200	283.2	86400	-	154,971.9
5439000	7/11/2007	217	217	0.1459	31.67	826	7.0012%	Fecal		CFU/100 mL	200	283.2	86400	-	154,971.9
5439000	12/29/2019	217	217	0.1459	31.67	826	7.0012%	Fecal		CFU/100 mL	200	283.2	86400	-	154,971.9
5439000	2/23/1994	216	216	0.1459	31.52	832	7.0520%	Fecal		CFU/100 mL	200	283.2	86400	-	154,257.7
5439000	3/20/2001	216	216	0.1459	31.52	832	7.0520%	Fecal		CFU/100 mL	200	283.2	86400	-	154,257.7
5439000	12/23/2006	216	216	0.1459	31.52	832	7.0520%	Fecal		CFU/100 mL	200	283.2	86400	-	154,257.7
5439000	3/26/2007	216	216	0.1459	31.52	832	7.0520%	Fecal		CFU/100 mL	200	283.2	86400	-	154,257.7
5439000	2/26/2018	216	216	0.1459	31.52	832	7.0520%	Fecal		CFU/100 mL	200	283.2	86400	-	154,257.7
5439000	6/28/1993	215	215	0.1459	31.38	837	7.0944%	Fecal		CFU/100 mL	200	283.2	86400	-	153,543.5
5439000	5/18/2016	215	215	0.1459	31.38	837	7.0944%	Fecal		CFU/100 mL	200	283.2	86400	-	153,543.5
5439000	11/29/2016	215	215	0.1459	31.38	837	7.0944%	Fecal		CFU/100 mL	200	283.2	86400	-	153,543.5
5439000	1/21/2017	215	215	0.1459	31.38	837	7.0944%	Fecal		CFU/100 mL	200	283.2	86400	-	153,543.5
5439000	4/4/2017	215	215	0.1459	31.38	837	7.0944%	Fecal		CFU/100 mL	200	283.2	86400	-	153,543.5
5439000	1/12/2020	215	215	0.1459	31.38	837	7.0944%	Fecal		CFU/100 mL	200	283.2	86400	-	153,543.5
5439000	2/22/2022	215	215	0.1459	31.38	837	7.0944%	Fecal		CFU/100 mL	200	283.2	86400	-	153,543.5
5439000	1/16/1995	214	214	0.1459	31.23	844	7.1538%	Fecal		CFU/100 mL	200	283.2	86400	-	152,829.4
5439000	4/19/1998	214	214	0.1459	31.23	844	7.1538%	Fecal		CFU/100 mL	200	283.2	86400	-	152,829.4
5439000	3/10/2002	214	214	0.1459	31.23	844	7.1538%	Fecal		CFU/100 mL	200	283.2	86400	-	152,829.4
5439000	5/17/2004	214	214	0.1459	31.23	844	7.1538%	Fecal		CFU/100 mL	200	283.2	86400	-	152,829.4
5439000	5/27/2004	214	214	0.1459	31.23	844	7.1538%	Fecal		CFU/100 mL	200	283.2	86400	-	152,829.4
5439000	3/14/2009	214	214	0.1459	31.23	844	7.1538%	Fecal		CFU/100 mL	200	283.2	86400	-	152,829.4
5439000	12/30/2009	214	214	0.1459	31.23	844	7.1538%	Fecal		CFU/100 mL	200	283.2	86400	-	152,829.4
5439000	4/24/2011	214	214	0.1459	31.23	844	7.1538%	Fecal		CFU/100 mL	200	283.2	86400	-	152,829.4
5439000	6/15/2016	214	214	0.1459	31.23	844	7.1538%	Fecal		CFU/100 mL	200	283.2	86400	-	152,829.4
5439000	3/19/2021	214	214	0.1459	31.23	844	7.1538%	Fecal		CFU/100 mL	200	283.2	86400	-	152,829.4
5439000	3/24/2022	214	214	0.1459	31.23	844	7.1538%	Fecal		CFU/100 mL	200	283.2	86400	-	152,829.4
5439000	3/17/1991	213	213	0.1459	31.08	855	7.2470%	Fecal		CFU/100 mL	200	283.2	86400	-	152,115.2
5439000	6/21/1996	213	213	0.1459	31.08	855	7.2470%	Fecal		CFU/100 mL	200	283.2	86400	-	152,115.2
5439000	5/6/1999	213	213	0.1459	31.08	855	7.2470%	Fecal		CFU/100 mL	200	283.2	86400	-	152,115.2
5439000	5/7/1999	213	213	0.1459	31.08	855	7.2470%	Fecal		CFU/100 mL	200	283.2	86400	-	152,115.2
5439000	12/13/2006	213	213	0.1459	31.08	855	7.2470%	Fecal		CFU/100 mL	200	283.2	86400	-	152,115.2
5439000	12/10/2008	213	213	0.1459	31.08	855	7.2470%	Fecal		CFU/100 mL	200	283.2	86400	-	152,115.2
5439000	5/13/2011	213	213	0.1459	31.08	855	7.2470%	Fecal		CFU/100 mL	200	283.2	86400	-	152,115.2
5439000	12/22/2015	213	213	0.1459	31.08	855	7.2470%	Fecal		CFU/100 mL	200	283.2	86400	-	152,115.2
5439000	6/5/2019	213	213	0.1459	31.08	855	7.2470%	Fecal		CFU/100 mL	200	283.2	86400	-	152,115.2
5439000	5/4/1993	212	212	0.1459	30.94	864	7.3233%	Fecal		CFU/100 mL	200	283.2	86400	-	151,401.1
5439000	5/3/2018	212	212	0.1459	30.94	864	7.3233%	Fecal		CFU/100 mL	200	283.2	86400	-	151,401.1
5439000	5/14/1990	211	211	0.1459	30.79	866	7.3402%	Fecal		CFU/100 mL	200	283.2	86400	-	150,686.9
5439000	6/28/1994	211	211	0.1459	30.79	866	7.3402%	Fecal		CFU/100 mL	200	283.2	86400	-	150,686.9
5439000	5/13/1995	211	211	0.1459	30.79	866	7.3402%	Fecal		CFU/100 mL	200	283.2	86400	-	150,686.9
5439000	7/9/2007	211	211	0.1459	30.79	866	7.3402%	Fecal		CFU/100 mL	200	283.2	86400	-	150,686.9
5439000	5/17/2010	211	211	0.1459	30.79	866	7.3402%	Fecal		CFU/100 mL	200	283.2	86400	-	150,686.9
5439000	5/8/2015	211	211	0.1459	30.79	866	7.3402%	Fecal		CFU/100 mL	200	283.2	86400	-	150,686.9
5439000	1/2/2019	211	211	0.1459	30.79	866	7.3402%	Fecal		CFU/100 mL	200	283.2	86400	-	150,686.9
5439000	11/14/1992	210	210	0.1459	30.65	873	7.3996%	Fecal		CFU/100 mL	200	283.2	86400	-	149,972.8
5439000	11/28/1992	210	210	0.1459	30.65	873	7.3996%	Fecal		CFU/100 mL	200	283.2	86400	-	149,972.8
5439000	1/2/2011	210	210	0.1459	30.65	873	7.3996%	Fecal		CFU/100 mL	200	283.2	86400	-	149,972.8
5439000	4/12/2013	210	210	0.1459	30.65	873	7.3996%	Fecal		CFU/100 mL	200	283.2	86400	-	149,972.8
5439000	2/22/2011	209	209	0.1459	30.50	877	7.4335%	Fecal		CFU/100 mL	200	283.2	86400	-	149,258.6
5439000	6/14/2011	209	209	0.1459	30.50	877	7.4335%	Fecal		CFU/100 mL	200	283.2	86400	-	149,258.6
5439000	6/25/2015	209	209	0.1459	30.50	877	7.4335%	Fecal		CFU/100 mL	200	283.2	86400	-	149,258.6
5439000	12/27/2016	209	209	0.1459	30.50	877	7.4335%	Fecal		CFU/100 mL	200	283.2	86400	-	149,258.6
5439000	7/22/2007	208	208	0.1459	30.35	881	7.4674%	Fecal		CFU/100 mL	200	283.2	86400	-	148,544.5
5439000	4/28/2009	208	208	0.1459	30.35	881	7.4674%	Fecal		CFU/100 mL	200	283.2	86400	-	148,544.5
5439000	12/17/2011	208	208	0.1459	30.35	881	7.4674%	Fecal		CFU/100 mL	200	283.2	86400	-	148,544.5
5439000	12/1/1990	207	207	0.1459	30.21	884	7.4928%	Fecal		CFU/100 mL	200	283.2	86400	-	147,830.3
5439000	3/20/1994	207	207	0.1459	30.21	884	7.4928%	Fecal		CFU/100 mL	200	283.2	86400	-	147,830.3
5439000	4/20/1998	207	207	0.1459	30.21	884	7.4928%	Fecal		CFU/100 mL	200	283.2	86400	-	147,830.3
5439000	4/15/2008	207	207	0.1459	30.21	884	7.4928%	Fecal		CFU/100 mL	200	283.2	86400	-	147,830.3
5439000	11/3/2009	207	207	0.1459	30.21	884	7.4928%	Fecal		CFU/100 mL	200	283.2	86400	-	147,830.3
5439000	2/11/2013	207	207	0.1459	30.21	884	7.4928%	Fecal		CFU/100 mL	200	283.2	86400	-	147,830.3
5439000	7/5/2014	207	207	0.1459	30.21	884	7.4928%	Fecal		CFU/100 mL	200	283.2	86400	-	147,830.3
5439000	5/9/2015	207	207	0.1459	30.21	884	7.4928%	Fecal		CFU/100 mL	200	283.2	86400	-	147,830.3
5439000	3/18/1990	206	206	0.1459	30.06	892	7.5606%	Fecal		CFU/100 mL	200	283.2	86400	-	147,116.1
5439000	3/7/1992	206	206	0.1459	30.06	892	7.5606%	Fecal		CFU/100 mL	200	283.2	86400	-	147,116.1
5439000	6/10/1996	206	206	0.1459	30.06	892	7.5606%	Fecal		CFU/100 mL	200	283.2	86400	-	147,116.1
5439000	3/3/2018	206	206	0.1459	30.06	892	7.5606%	Fecal		CFU/100 mL	200	283.2	86400	-	147,116.1
5439000	11/4/2019	206	206	0.1459	30.06	892	7.5606%	Fecal		CFU/100 mL	200	283.2	86400	-	147,116.1
5439000	1/7/1993	205	205	0.1459	29.92	897	7.6030%	Fecal		CFU/100 mL	200	283.2	86400	-	146,402.0
5439000	6/26/2000	205	205	0.1459	29.92	897	7.6030%	Fecal		CFU/100 mL	200	283.2	86400	-	146,402.0
5439000	1/6/2008	205	205	0.1459	29.92	897	7.6030%	Fecal		CFU/100 mL	200	283.2	86400	-	146,402.0
5439000	5/14/2008	205	205	0.1459	29.92	897	7.6030%	Fecal		CFU/100 mL	200	283.2	86400	-	146,402.0

Gage ID	Date	Discharge (CFS)	Gage Discharge (less Surrogate NPDES) (CFS)	Watershed Area Ratio	Calculated flow (CFS)	Rank	Flow Exceedance %	Parameter	Results	Units (mg or micro_gram	Limit/Standard	100mL/CF	sec/day	Actual Load (million colonies/day)	Allowable Load (million colonies/day)
5439000	3/11/2015	205	205	0.1459	29.92	897	7.6030%	Fecal		CFU/100 mL	200	283.2	86400	-	146,402.0
5439000	4/26/2015	205	205	0.1459	29.92	897	7.6030%	Fecal		CFU/100 mL	200	283.2	86400	-	146,402.0
5439000	5/8/1997	204	204	0.1459	29.77	903	7.6538%	Fecal		CFU/100 mL	200	283.2	86400	-	145,687.8
5439000	6/13/2013	204	204	0.1459	29.77	903	7.6538%	Fecal		CFU/100 mL	200	283.2	86400	-	145,687.8
5439000	1/18/2017	204	204	0.1459	29.77	903	7.6538%	Fecal		CFU/100 mL	200	283.2	86400	-	145,687.8
5439000	6/4/2019	204	204	0.1459	29.77	903	7.6538%	Fecal		CFU/100 mL	200	283.2	86400	-	145,687.8
5439000	2/24/2022	204	204	0.1459	29.77	903	7.6538%	Fecal		CFU/100 mL	200	283.2	86400	-	145,687.8
5439000	5/12/1998	203	203	0.1459	29.62	908	7.6962%	Fecal		CFU/100 mL	200	283.2	86400	-	144,973.7
5439000	4/22/2009	203	203	0.1459	29.62	908	7.6962%	Fecal		CFU/100 mL	200	283.2	86400	-	144,973.7
5439000	5/15/2009	203	203	0.1459	29.62	908	7.6962%	Fecal		CFU/100 mL	200	283.2	86400	-	144,973.7
5439000	4/24/1993	202	202	0.1459	29.48	911	7.7216%	Fecal		CFU/100 mL	200	283.2	86400	-	144,259.5
5439000	5/18/2004	202	202	0.1459	29.48	911	7.7216%	Fecal		CFU/100 mL	200	283.2	86400	-	144,259.5
5439000	3/11/2011	202	202	0.1459	29.48	911	7.7216%	Fecal		CFU/100 mL	200	283.2	86400	-	144,259.5
5439000	6/24/2014	202	202	0.1459	29.48	911	7.7216%	Fecal		CFU/100 mL	200	283.2	86400	-	144,259.5
5439000	12/18/2015	202	202	0.1459	29.48	911	7.7216%	Fecal		CFU/100 mL	200	283.2	86400	-	144,259.5
5439000	3/17/2001	201	201	0.1459	29.33	916	7.7640%	Fecal		CFU/100 mL	200	283.2	86400	-	143,545.4
5439000	5/27/2019	201	201	0.1459	29.33	916	7.7640%	Fecal		CFU/100 mL	200	283.2	86400	-	143,545.4
5439000	3/22/1991	200	200	0.1459	29.19	918	7.7810%	Fecal		CFU/100 mL	200	283.2	86400	-	142,831.2
5439000	12/19/1992	200	200	0.1459	29.19	918	7.7810%	Fecal		CFU/100 mL	200	283.2	86400	-	142,831.2
5439000	4/7/1993	200	200	0.1459	29.19	918	7.7810%	Fecal		CFU/100 mL	200	283.2	86400	-	142,831.2
5439000	5/31/1995	200	200	0.1459	29.19	918	7.7810%	Fecal		CFU/100 mL	200	283.2	86400	-	142,831.2
5439000	6/5/1995	200	200	0.1459	29.19	918	7.7810%	Fecal		CFU/100 mL	200	283.2	86400	-	142,831.2
5439000	6/14/1998	200	200	0.1459	29.19	918	7.7810%	Fecal		CFU/100 mL	200	283.2	86400	-	142,831.2
5439000	3/21/2001	200	200	0.1459	29.19	918	7.7810%	Fecal		CFU/100 mL	200	283.2	86400	-	142,831.2
5439000	5/3/2009	200	200	0.1459	29.19	918	7.7810%	Fecal		CFU/100 mL	200	283.2	86400	-	142,831.2
5439000	12/3/2015	200	200	0.1459	29.19	918	7.7810%	Fecal		CFU/100 mL	200	283.2	86400	-	142,831.2
5439000	6/3/2019	200	200	0.1459	29.19	918	7.7810%	Fecal		CFU/100 mL	200	283.2	86400	-	142,831.2
5439000	11/27/1990	199	199	0.1459	29.04	928	7.8657%	Fecal		CFU/100 mL	200	283.2	86400	-	142,117.1
5439000	5/14/1995	199	199	0.1459	29.04	928	7.8657%	Fecal		CFU/100 mL	200	283.2	86400	-	142,117.1
5439000	2/13/1998	199	199	0.1459	29.04	928	7.8657%	Fecal		CFU/100 mL	200	283.2	86400	-	142,117.1
5439000	6/4/1999	199	199	0.1459	29.04	928	7.8657%	Fecal		CFU/100 mL	200	283.2	86400	-	142,117.1
5439000	2/15/2005	199	199	0.1459	29.04	928	7.8657%	Fecal		CFU/100 mL	200	283.2	86400	-	142,117.1
5439000	9/2/2007	199	199	0.1459	29.04	928	7.8657%	Fecal		CFU/100 mL	200	283.2	86400	-	142,117.1
5439000	3/3/1991	198	198	0.1459	28.89	934	7.9166%	Fecal		CFU/100 mL	200	283.2	86400	-	141,402.9
5439000	8/24/1993	198	198	0.1459	28.89	934	7.9166%	Fecal		CFU/100 mL	200	283.2	86400	-	141,402.9
5439000	2/24/1994	198	198	0.1459	28.89	934	7.9166%	Fecal		CFU/100 mL	200	283.2	86400	-	141,402.9
5439000	3/17/2010	198	198	0.1459	28.89	934	7.9166%	Fecal		CFU/100 mL	200	283.2	86400	-	141,402.9
5439000	10/17/2017	198	198	0.1459	28.89	934	7.9166%	Fecal		CFU/100 mL	200	283.2	86400	-	141,402.9
5439000	5/13/2019	198	198	0.1459	28.89	934	7.9166%	Fecal		CFU/100 mL	200	283.2	86400	-	141,402.9
5439000	4/2/2020	198	198	0.1459	28.89	934	7.9166%	Fecal		CFU/100 mL	200	283.2	86400	-	141,402.9
5439000	5/23/2020	198	198	0.1459	28.89	934	7.9166%	Fecal		CFU/100 mL	200	283.2	86400	-	141,402.9
5439000	5/4/2016	197	197	0.1459	28.75	942	7.9844%	Fecal		CFU/100 mL	200	283.2	86400	-	140,688.7
5439000	5/26/2019	197	197	0.1459	28.75	942	7.9844%	Fecal		CFU/100 mL	200	283.2	86400	-	140,688.7
5439000	3/5/2021	197	197	0.1459	28.75	942	7.9844%	Fecal		CFU/100 mL	200	283.2	86400	-	140,688.7
5439000	5/6/1993	196	196	0.1459	28.60	945	8.0098%	Fecal		CFU/100 mL	200	283.2	86400	-	139,974.6
5439000	4/25/2007	196	196	0.1459	28.60	945	8.0098%	Fecal		CFU/100 mL	200	283.2	86400	-	139,974.6
5439000	10/26/2009	196	196	0.1459	28.60	945	8.0098%	Fecal		CFU/100 mL	200	283.2	86400	-	139,974.6
5439000	3/7/2011	196	196	0.1459	28.60	945	8.0098%	Fecal		CFU/100 mL	200	283.2	86400	-	139,974.6
5439000	7/28/2017	196	196	0.1459	28.60	945	8.0098%	Fecal		CFU/100 mL	200	283.2	86400	-	139,974.6
5439000	3/10/1993	195	195	0.1459	28.46	950	8.0522%	Fecal		CFU/100 mL	200	283.2	86400	-	139,260.4
5439000	3/29/2004	195	195	0.1459	28.46	950	8.0522%	Fecal		CFU/100 mL	200	283.2	86400	-	139,260.4
5439000	5/10/2015	195	195	0.1459	28.46	950	8.0522%	Fecal		CFU/100 mL	200	283.2	86400	-	139,260.4
5439000	9/18/2019	195	195	0.1459	28.46	950	8.0522%	Fecal		CFU/100 mL	200	283.2	86400	-	139,260.4
5439000	3/13/2021	195	195	0.1459	28.46	950	8.0522%	Fecal		CFU/100 mL	200	283.2	86400	-	139,260.4
5439000	3/1/2009	194	194	0.1459	28.31	955	8.0946%	Fecal		CFU/100 mL	200	283.2	86400	-	138,546.3
5439000	6/27/2010	194	194	0.1459	28.31	955	8.0946%	Fecal		CFU/100 mL	200	283.2	86400	-	138,546.3
5439000	7/13/2015	194	194	0.1459	28.31	955	8.0946%	Fecal		CFU/100 mL	200	283.2	86400	-	138,546.3
5439000	5/10/2017	194	194	0.1459	28.31	955	8.0946%	Fecal		CFU/100 mL	200	283.2	86400	-	138,546.3
5439000	12/31/2019	194	194	0.1459	28.31	955	8.0946%	Fecal		CFU/100 mL	200	283.2	86400	-	138,546.3
5439000	12/1/1991	193	193	0.1459	28.17	960	8.1370%	Fecal		CFU/100 mL	200	283.2	86400	-	137,832.1
5439000	6/13/1993	193	193	0.1459	28.17	960	8.1370%	Fecal		CFU/100 mL	200	283.2	86400	-	137,832.1
5439000	11/11/1994	193	193	0.1459	28.17	960	8.1370%	Fecal		CFU/100 mL	200	283.2	86400	-	137,832.1
5439000	8/10/1996	193	193	0.1459	28.17	960	8.1370%	Fecal		CFU/100 mL	200	283.2	86400	-	137,832.1
5439000	1/13/2005	193	193	0.1459	28.17	960	8.1370%	Fecal		CFU/100 mL	200	283.2	86400	-	137,832.1
5439000	12/14/2006	193	193	0.1459	28.17	960	8.1370%	Fecal		CFU/100 mL	200	283.2	86400	-	137,832.1
5439000	4/29/2009	193	193	0.1459	28.17	960	8.1370%	Fecal		CFU/100 mL	200	283.2	86400	-	137,832.1
5439000	10/27/2009	193	193	0.1459	28.17	960	8.1370%	Fecal		CFU/100 mL	200	283.2	86400	-	137,832.1
5439000	6/28/2010	193	193	0.1459	28.17	960	8.1370%	Fecal		CFU/100 mL	200	283.2	86400	-	137,832.1
5439000	4/27/2013	193	193	0.1459	28.17	960	8.1370%	Fecal		CFU/100 mL	200	283.2	86400	-	137,832.1
5439000	1/1/2016	193	193	0.1459	28.17	960	8.1370%	Fecal		CFU/100 mL	200	283.2	86400	-	137,832.1
5439000	10/8/2019	193	193	0.1459	28.17	960	8.1370%	Fecal		CFU/100 mL	200	283.2	86400	-	137,832.1
5439000	7/31/1996	192	192	0.1459	28.02	972	8.2387%	Fecal		CFU/100 mL	200	283.2	86400	-	137,118.0
5439000	4/18/1999	192	192	0.1459	28.02	972	8.2387%	Fecal		CFU/100 mL	200	283.2	86400	-	137,118.0
5439000	3/15/2001	192	192	0.1459	28.02	972	8.2387%	Fecal		CFU/100 mL	200	283.2	86400	-	137,118.0
5439000	6/10/2002	192	192	0.1459	28.02	972	8.2387%	Fecal		CFU/100 mL	200	283.2	86400	-	137,118.0
5439000	4/29/2007	192	192	0.1459	28.02	972	8.2387%	Fecal		CFU/100 mL	200	283.2	86400	-	137,118.0
5439000	11/11/2011	192	192	0.1459	28.02	972	8.2387%	Fecal		CFU/100 mL	200	283.2	86400	-	137,118.0
5439000	3/15/2015	192	192	0.1459	28.02	972	8.2387%	Fecal		CFU/100 mL	200	283.2	86400	-	137,118.0
5439000	6/24/2015	192	192	0.1459	28.02	972	8.2387%	Fecal		CFU/100 mL	200	283.2	86400	-	137,118.0
5439000	4/9/2017	192	192	0.1459	28.02	972	8.2387%	Fecal		CFU/100 mL	200	283.2	86400	-	137,118.0
5439000	5/21/2019	192	192	0.1459	28.02	972	8.2387%	Fecal		CFU/100 mL	200	283.2	86400	-	137,118.0
5439000	5/5/1990	191	191	0.1459	27.87	982	8.3234%	Fecal		CFU/100 mL	200	283.2	86400	-	136,403.8
5439000	9/16/1993	191	191	0.1459	27.87	982	8.3234%	Fecal		CFU/100 mL	200	283.2	86400	-	136,403.8
5439000	4/14/1995	191	191	0.1459	27.87	982	8.3234%	Fecal		CFU/100 mL	200	283.2	86400	-	136,403.8
5439000	4/24/1998	191	191	0.1459	27.87	982	8.3234%	Fecal		CFU/100 mL	200	283.2	86400	-	136,403.8
5439000	3/18/2019	191	191	0.1459	27.87	982	8.3234%	Fecal		CFU/100 mL	200	283.2	86400	-	136,403.8
5439000	2/5/1993	190	190	0.1459	27.73	987	8.3658%	Fecal		CFU/100 mL	200	283.2	86400	-	135,689.6
5439000	4/11/1998	190	190	0.1459	27.73	987	8.3658%	Fecal		CFU/100 mL	200	283.2	86400	-	135,689.6
5439000	5/19/2002	190	190	0.1459	27.73	987	8.3658%	Fecal		CFU/100 mL	200	283.2	86400	-	135,689.6
5439000	3/28/2009	190	190	0.1459	27.73	987	8.3658%	Fecal		CFU/100 mL	200	283.2	86400	-	135,689.6

Gage ID	Date	Discharge (CFS)	Gage Discharge (less Surrogate NPDES) (CFS)	Watershed Area Ratio	Calculated flow (CFS)	Rank	Flow Exceedance %	Parameter	Results	Units (mg or micro_gram	Limit/Standard	100mL/CF	sec/day	Actual Load (million colonies/day)	Allowable Load (million colonies/day)
5439000	3/20/2021	190	190	0.1459	27.73	987	8.3658%	Fecal		CFU/100 mL	200	283.2	86400	-	135,689.6
5439000	4/8/2022	190	190	0.1459	27.73	987	8.3658%	Fecal		CFU/100 mL	200	283.2	86400	-	135,689.6
5439000	8/21/1990	189	189	0.1459	27.58	993	8.4167%	Fecal		CFU/100 mL	200	283.2	86400	-	134,975.5
5439000	5/7/2009	189	189	0.1459	27.58	993	8.4167%	Fecal		CFU/100 mL	200	283.2	86400	-	134,975.5
5439000	9/30/1993	188	188	0.1459	27.44	995	8.4336%	Fecal		CFU/100 mL	200	283.2	86400	-	134,261.3
5439000	3/15/2009	188	188	0.1459	27.44	995	8.4336%	Fecal		CFU/100 mL	200	283.2	86400	-	134,261.3
5439000	4/4/2009	188	188	0.1459	27.44	995	8.4336%	Fecal		CFU/100 mL	200	283.2	86400	-	134,261.3
5439000	5/28/2009	188	188	0.1459	27.44	995	8.4336%	Fecal		CFU/100 mL	200	283.2	86400	-	134,261.3
5439000	6/14/2013	188	188	0.1459	27.44	995	8.4336%	Fecal		CFU/100 mL	200	283.2	86400	-	134,261.3
5439000	6/12/2014	188	188	0.1459	27.44	995	8.4336%	Fecal		CFU/100 mL	200	283.2	86400	-	134,261.3
5439000	4/18/1991	187	187	0.1459	27.29	1001	8.4845%	Fecal		CFU/100 mL	200	283.2	86400	-	133,547.2
5439000	4/29/1995	187	187	0.1459	27.29	1001	8.4845%	Fecal		CFU/100 mL	200	283.2	86400	-	133,547.2
5439000	5/21/1996	187	187	0.1459	27.29	1001	8.4845%	Fecal		CFU/100 mL	200	283.2	86400	-	133,547.2
5439000	3/18/2001	187	187	0.1459	27.29	1001	8.4845%	Fecal		CFU/100 mL	200	283.2	86400	-	133,547.2
5439000	1/12/2008	187	187	0.1459	27.29	1001	8.4845%	Fecal		CFU/100 mL	200	283.2	86400	-	133,547.2
5439000	4/8/2010	187	187	0.1459	27.29	1001	8.4845%	Fecal		CFU/100 mL	200	283.2	86400	-	133,547.2
5439000	6/23/2016	187	187	0.1459	27.29	1001	8.4845%	Fecal		CFU/100 mL	200	283.2	86400	-	133,547.2
5439000	5/6/2017	187	187	0.1459	27.29	1001	8.4845%	Fecal		CFU/100 mL	200	283.2	86400	-	133,547.2
5439000	5/27/2017	187	187	0.1459	27.29	1001	8.4845%	Fecal		CFU/100 mL	200	283.2	86400	-	133,547.2
5439000	4/28/2019	187	187	0.1459	27.29	1001	8.4845%	Fecal		CFU/100 mL	200	283.2	86400	-	133,547.2
5439000	6/3/1991	186	186	0.1459	27.14	1011	8.5692%	Fecal		CFU/100 mL	200	283.2	86400	-	132,833.0
5439000	6/26/1996	186	186	0.1459	27.14	1011	8.5692%	Fecal		CFU/100 mL	200	283.2	86400	-	132,833.0
5439000	3/5/1997	186	186	0.1459	27.14	1011	8.5692%	Fecal		CFU/100 mL	200	283.2	86400	-	132,833.0
5439000	1/29/1999	186	186	0.1459	27.14	1011	8.5692%	Fecal		CFU/100 mL	200	283.2	86400	-	132,833.0
5439000	6/10/2008	186	186	0.1459	27.14	1011	8.5692%	Fecal		CFU/100 mL	200	283.2	86400	-	132,833.0
5439000	3/1/2011	186	186	0.1459	27.14	1011	8.5692%	Fecal		CFU/100 mL	200	283.2	86400	-	132,833.0
5439000	5/2/2020	186	186	0.1459	27.14	1011	8.5692%	Fecal		CFU/100 mL	200	283.2	86400	-	132,833.0
5439000	6/18/2000	185	185	0.1459	27.00	1018	8.6286%	Fecal		CFU/100 mL	200	283.2	86400	-	132,118.9
5439000	6/6/2004	185	185	0.1459	27.00	1018	8.6286%	Fecal		CFU/100 mL	200	283.2	86400	-	132,118.9
5439000	9/22/2008	185	185	0.1459	27.00	1018	8.6286%	Fecal		CFU/100 mL	200	283.2	86400	-	132,118.9
5439000	6/15/2011	185	185	0.1459	27.00	1018	8.6286%	Fecal		CFU/100 mL	200	283.2	86400	-	132,118.9
5439000	4/4/2014	185	185	0.1459	27.00	1018	8.6286%	Fecal		CFU/100 mL	200	283.2	86400	-	132,118.9
5439000	1/20/2017	185	185	0.1459	27.00	1018	8.6286%	Fecal		CFU/100 mL	200	283.2	86400	-	132,118.9
5439000	1/22/2017	185	185	0.1459	27.00	1018	8.6286%	Fecal		CFU/100 mL	200	283.2	86400	-	132,118.9
5439000	5/18/1991	184	184	0.1459	26.85	1025	8.6879%	Fecal		CFU/100 mL	200	283.2	86400	-	131,404.7
5439000	4/12/1993	184	184	0.1459	26.85	1025	8.6879%	Fecal		CFU/100 mL	200	283.2	86400	-	131,404.7
5439000	4/30/1999	184	184	0.1459	26.85	1025	8.6879%	Fecal		CFU/100 mL	200	283.2	86400	-	131,404.7
5439000	5/17/1999	184	184	0.1459	26.85	1025	8.6879%	Fecal		CFU/100 mL	200	283.2	86400	-	131,404.7
5439000	5/15/2003	184	184	0.1459	26.85	1025	8.6879%	Fecal		CFU/100 mL	200	283.2	86400	-	131,404.7
5439000	3/7/2004	184	184	0.1459	26.85	1025	8.6879%	Fecal		CFU/100 mL	200	283.2	86400	-	131,404.7
5439000	1/27/2010	184	184	0.1459	26.85	1025	8.6879%	Fecal		CFU/100 mL	200	283.2	86400	-	131,404.7
5439000	3/8/1994	183	183	0.1459	26.71	1032	8.7472%	Fecal		CFU/100 mL	200	283.2	86400	-	130,690.6
5439000	4/3/1998	183	183	0.1459	26.71	1032	8.7472%	Fecal		CFU/100 mL	200	283.2	86400	-	130,690.6
5439000	5/28/2004	183	183	0.1459	26.71	1032	8.7472%	Fecal		CFU/100 mL	200	283.2	86400	-	130,690.6
5439000	6/14/2004	183	183	0.1459	26.71	1032	8.7472%	Fecal		CFU/100 mL	200	283.2	86400	-	130,690.6
5439000	4/5/2010	183	183	0.1459	26.71	1032	8.7472%	Fecal		CFU/100 mL	200	283.2	86400	-	130,690.6
5439000	6/4/2011	183	183	0.1459	26.71	1032	8.7472%	Fecal		CFU/100 mL	200	283.2	86400	-	130,690.6
5439000	12/26/2015	183	183	0.1459	26.71	1032	8.7472%	Fecal		CFU/100 mL	200	283.2	86400	-	130,690.6
5439000	2/3/2016	183	183	0.1459	26.71	1032	8.7472%	Fecal		CFU/100 mL	200	283.2	86400	-	130,690.6
5439000	3/30/1991	182	182	0.1459	26.56	1040	8.8151%	Fecal		CFU/100 mL	200	283.2	86400	-	129,976.4
5439000	11/29/1992	182	182	0.1459	26.56	1040	8.8151%	Fecal		CFU/100 mL	200	283.2	86400	-	129,976.4
5439000	6/27/1993	182	182	0.1459	26.56	1040	8.8151%	Fecal		CFU/100 mL	200	283.2	86400	-	129,976.4
5439000	3/5/2007	182	182	0.1459	26.56	1040	8.8151%	Fecal		CFU/100 mL	200	283.2	86400	-	129,976.4
5439000	4/29/2011	182	182	0.1459	26.56	1040	8.8151%	Fecal		CFU/100 mL	200	283.2	86400	-	129,976.4
5439000	12/21/2015	182	182	0.1459	26.56	1040	8.8151%	Fecal		CFU/100 mL	200	283.2	86400	-	129,976.4
5439000	7/28/1996	181	181	0.1459	26.41	1046	8.8659%	Fecal		CFU/100 mL	200	283.2	86400	-	129,262.2
5439000	2/4/1999	181	181	0.1459	26.41	1046	8.8659%	Fecal		CFU/100 mL	200	283.2	86400	-	129,262.2
5439000	6/11/2002	181	181	0.1459	26.41	1046	8.8659%	Fecal		CFU/100 mL	200	283.2	86400	-	129,262.2
5439000	12/9/2008	181	181	0.1459	26.41	1046	8.8659%	Fecal		CFU/100 mL	200	283.2	86400	-	129,262.2
5439000	5/18/2011	181	181	0.1459	26.41	1046	8.8659%	Fecal		CFU/100 mL	200	283.2	86400	-	129,262.2
5439000	3/9/2019	181	181	0.1459	26.41	1046	8.8659%	Fecal		CFU/100 mL	200	283.2	86400	-	129,262.2
5439000	6/6/2019	181	181	0.1459	26.41	1046	8.8659%	Fecal		CFU/100 mL	200	283.2	86400	-	129,262.2
5439000	5/20/1990	180	180	0.1459	26.27	1053	8.9252%	Fecal		CFU/100 mL	200	283.2	86400	-	128,548.1
5439000	3/23/1991	180	180	0.1459	26.27	1053	8.9252%	Fecal		CFU/100 mL	200	283.2	86400	-	128,548.1
5439000	4/14/1991	180	180	0.1459	26.27	1053	8.9252%	Fecal		CFU/100 mL	200	283.2	86400	-	128,548.1
5439000	6/23/1993	180	180	0.1459	26.27	1053	8.9252%	Fecal		CFU/100 mL	200	283.2	86400	-	128,548.1
5439000	3/31/1998	180	180	0.1459	26.27	1053	8.9252%	Fecal		CFU/100 mL	200	283.2	86400	-	128,548.1
5439000	5/6/1998	180	180	0.1459	26.27	1053	8.9252%	Fecal		CFU/100 mL	200	283.2	86400	-	128,548.1
5439000	3/16/2007	180	180	0.1459	26.27	1053	8.9252%	Fecal		CFU/100 mL	200	283.2	86400	-	128,548.1
5439000	7/7/2015	180	180	0.1459	26.27	1053	8.9252%	Fecal		CFU/100 mL	200	283.2	86400	-	128,548.1
5439000	12/28/2015	180	180	0.1459	26.27	1053	8.9252%	Fecal		CFU/100 mL	200	283.2	86400	-	128,548.1
5439000	6/19/2018	180	180	0.1459	26.27	1053	8.9252%	Fecal		CFU/100 mL	200	283.2	86400	-	128,548.1
5439000	3/10/1998	179	179	0.1459	26.12	1063	9.0100%	Fecal		CFU/100 mL	200	283.2	86400	-	127,833.9
5439000	4/11/2002	179	179	0.1459	26.12	1063	9.0100%	Fecal		CFU/100 mL	200	283.2	86400	-	127,833.9
5439000	6/25/2010	179	179	0.1459	26.12	1063	9.0100%	Fecal		CFU/100 mL	200	283.2	86400	-	127,833.9
5439000	3/8/1990	178	178	0.1459	25.98	1066	9.0354%	Fecal		CFU/100 mL	200	283.2	86400	-	127,119.8
5439000	3/21/1998	178	178	0.1459	25.98	1066	9.0354%	Fecal		CFU/100 mL	200	283.2	86400	-	127,119.8
5439000	11/10/1998	178	178	0.1459	25.98	1066	9.0354%	Fecal		CFU/100 mL	200	283.2	86400	-	127,119.8
5439000	11/11/1998	178	178	0.1459	25.98	1066	9.0354%	Fecal		CFU/100 mL	200	283.2	86400	-	127,119.8
5439000	6/24/2000	178	178	0.1459	25.98	1066	9.0354%	Fecal		CFU/100 mL	200	283.2	86400	-	127,119.8
5439000	6/5/2001	178	178	0.1459	25.98	1066	9.0354%	Fecal		CFU/100 mL	200	283.2	86400	-	127,119.8
5439000	3/8/2010	178	178	0.1459	25.98	1066	9.0354%	Fecal		CFU/100 mL	200	283.2	86400	-	127,119.8
5439000	5/27/2015	178	178	0.1459	25.98	1066	9.0354%	Fecal		CFU/100 mL	200	283.2	86400	-	127,119.8
5439000	1/8/1998	177	177	0.1459	25.83	1074	9.1032%	Fecal		CFU/100 mL	200	283.2	86400	-	126,405.6
5439000	5/12/2000	177	177	0.1459	25.83	1074	9.1032%	Fecal		CFU/100 mL	200	283.2	86400	-	126,405.6
5439000	4/10/2015	177	177	0.1459	25.83	1074	9.1032%	Fecal		CFU/100 mL	200	283.2	86400	-	126,405.6
5439000	6/25/2018	177	177	0.1459	25.83	1074	9.1032%	Fecal		CFU/100 mL	200	283.2	86400	-	126,405.6
5439000	7/4/2000	176	176	0.1459	25.68	1078	9.1371%	Fecal		CFU/100 mL	200	283.2	86400	-	125,691.5
5439000	3/1/2001	176	176	0.1459	25.68	1078	9.1371%	Fecal		CFU/100 mL	200	283.2	86400	-	125,691.5
5439000	3/30/2004	176	176	0.1459	25.68	1078	9.1371%	Fecal		CFU/100 mL	200	283.2	86400	-	125,691.5

Gage ID	Date	Discharge (CFS)	Gage Discharge (less Surrogate NPDES) (CFS)	Watershed Area Ratio	Calculated flow (CFS)	Rank	Flow Exceedance %	Parameter	Results	Units (mg or micro_gram	Limit/Standard	100mL/CF	sec/day	Actual Load (million colonies/day)	Allowable Load (million colonies/day)
5439000	3/27/2007	176	176	0.1459	25.68	1078	9.1371%	Fecal		CFU/100 mL	200	283.2	86400	-	125,691.5
5439000	9/3/2007	176	176	0.1459	25.68	1078	9.1371%	Fecal		CFU/100 mL	200	283.2	86400	-	125,691.5
5439000	1/3/2009	176	176	0.1459	25.68	1078	9.1371%	Fecal		CFU/100 mL	200	283.2	86400	-	125,691.5
5439000	5/18/2009	176	176	0.1459	25.68	1078	9.1371%	Fecal		CFU/100 mL	200	283.2	86400	-	125,691.5
5439000	6/11/2009	176	176	0.1459	25.68	1078	9.1371%	Fecal		CFU/100 mL	200	283.2	86400	-	125,691.5
5439000	3/17/2013	176	176	0.1459	25.68	1078	9.1371%	Fecal		CFU/100 mL	200	283.2	86400	-	125,691.5
5439000	11/30/2015	176	176	0.1459	25.68	1078	9.1371%	Fecal		CFU/100 mL	200	283.2	86400	-	125,691.5
5439000	5/19/2016	176	176	0.1459	25.68	1078	9.1371%	Fecal		CFU/100 mL	200	283.2	86400	-	125,691.5
5439000	6/16/2016	176	176	0.1459	25.68	1078	9.1371%	Fecal		CFU/100 mL	200	283.2	86400	-	125,691.5
5439000	3/18/2021	176	176	0.1459	25.68	1078	9.1371%	Fecal		CFU/100 mL	200	283.2	86400	-	125,691.5
5439000	5/15/1990	175	175	0.1459	25.54	1091	9.2473%	Fecal		CFU/100 mL	200	283.2	86400	-	124,977.3
5439000	1/25/1993	175	175	0.1459	25.54	1091	9.2473%	Fecal		CFU/100 mL	200	283.2	86400	-	124,977.3
5439000	5/3/1993	175	175	0.1459	25.54	1091	9.2473%	Fecal		CFU/100 mL	200	283.2	86400	-	124,977.3
5439000	5/7/1993	175	175	0.1459	25.54	1091	9.2473%	Fecal		CFU/100 mL	200	283.2	86400	-	124,977.3
5439000	7/22/1993	175	175	0.1459	25.54	1091	9.2473%	Fecal		CFU/100 mL	200	283.2	86400	-	124,977.3
5439000	7/26/1996	175	175	0.1459	25.54	1091	9.2473%	Fecal		CFU/100 mL	200	283.2	86400	-	124,977.3
5439000	2/2/2001	175	175	0.1459	25.54	1091	9.2473%	Fecal		CFU/100 mL	200	283.2	86400	-	124,977.3
5439000	6/5/2008	175	175	0.1459	25.54	1091	9.2473%	Fecal		CFU/100 mL	200	283.2	86400	-	124,977.3
5439000	6/15/2009	175	175	0.1459	25.54	1091	9.2473%	Fecal		CFU/100 mL	200	283.2	86400	-	124,977.3
5439000	7/3/2013	175	175	0.1459	25.54	1091	9.2473%	Fecal		CFU/100 mL	200	283.2	86400	-	124,977.3
5439000	5/14/2017	175	175	0.1459	25.54	1091	9.2473%	Fecal		CFU/100 mL	200	283.2	86400	-	124,977.3
5439000	10/1/1993	174	174	0.1459	25.39	1102	9.3406%	Fecal		CFU/100 mL	200	283.2	86400	-	124,263.2
5439000	6/17/1999	174	174	0.1459	25.39	1102	9.3406%	Fecal		CFU/100 mL	200	283.2	86400	-	124,263.2
5439000	3/22/2001	174	174	0.1459	25.39	1102	9.3406%	Fecal		CFU/100 mL	200	283.2	86400	-	124,263.2
5439000	5/19/2004	174	174	0.1459	25.39	1102	9.3406%	Fecal		CFU/100 mL	200	283.2	86400	-	124,263.2
5439000	4/3/2008	174	174	0.1459	25.39	1102	9.3406%	Fecal		CFU/100 mL	200	283.2	86400	-	124,263.2
5439000	2/27/2018	174	174	0.1459	25.39	1102	9.3406%	Fecal		CFU/100 mL	200	283.2	86400	-	124,263.2
5439000	6/9/2018	174	174	0.1459	25.39	1102	9.3406%	Fecal		CFU/100 mL	200	283.2	86400	-	124,263.2
5439000	3/19/1990	173	173	0.1459	25.25	1109	9.3999%	Fecal		CFU/100 mL	200	283.2	86400	-	123,549.0
5439000	5/13/1998	173	173	0.1459	25.25	1109	9.3999%	Fecal		CFU/100 mL	200	283.2	86400	-	123,549.0
5439000	5/16/1999	173	173	0.1459	25.25	1109	9.3999%	Fecal		CFU/100 mL	200	283.2	86400	-	123,549.0
5439000	6/7/2001	173	173	0.1459	25.25	1109	9.3999%	Fecal		CFU/100 mL	200	283.2	86400	-	123,549.0
5439000	5/6/2003	173	173	0.1459	25.25	1109	9.3999%	Fecal		CFU/100 mL	200	283.2	86400	-	123,549.0
5439000	4/25/2011	173	173	0.1459	25.25	1109	9.3999%	Fecal		CFU/100 mL	200	283.2	86400	-	123,549.0
5439000	2/9/2019	173	173	0.1459	25.25	1109	9.3999%	Fecal		CFU/100 mL	200	283.2	86400	-	123,549.0
5439000	2/11/1998	172	172	0.1459	25.10	1116	9.4592%	Fecal		CFU/100 mL	200	283.2	86400	-	122,834.8
5439000	11/4/2009	172	172	0.1459	25.10	1116	9.4592%	Fecal		CFU/100 mL	200	283.2	86400	-	122,834.8
5439000	12/31/2009	172	172	0.1459	25.10	1116	9.4592%	Fecal		CFU/100 mL	200	283.2	86400	-	122,834.8
5439000	3/1/2012	172	172	0.1459	25.10	1116	9.4592%	Fecal		CFU/100 mL	200	283.2	86400	-	122,834.8
5439000	6/29/2018	172	172	0.1459	25.10	1116	9.4592%	Fecal		CFU/100 mL	200	283.2	86400	-	122,834.8
5439000	9/26/2019	172	172	0.1459	25.10	1116	9.4592%	Fecal		CFU/100 mL	200	283.2	86400	-	122,834.8
5439000	5/24/2020	172	172	0.1459	25.10	1116	9.4592%	Fecal		CFU/100 mL	200	283.2	86400	-	122,834.8
5439000	6/7/1993	171	171	0.1459	24.95	1123	9.5186%	Fecal		CFU/100 mL	200	283.2	86400	-	122,120.7
5439000	11/13/1995	171	171	0.1459	24.95	1123	9.5186%	Fecal		CFU/100 mL	200	283.2	86400	-	122,120.7
5439000	6/12/1996	171	171	0.1459	24.95	1123	9.5186%	Fecal		CFU/100 mL	200	283.2	86400	-	122,120.7
5439000	5/9/1997	171	171	0.1459	24.95	1123	9.5186%	Fecal		CFU/100 mL	200	283.2	86400	-	122,120.7
5439000	2/1/1999	171	171	0.1459	24.95	1123	9.5186%	Fecal		CFU/100 mL	200	283.2	86400	-	122,120.7
5439000	2/16/2001	171	171	0.1459	24.95	1123	9.5186%	Fecal		CFU/100 mL	200	283.2	86400	-	122,120.7
5439000	5/2/2003	171	171	0.1459	24.95	1123	9.5186%	Fecal		CFU/100 mL	200	283.2	86400	-	122,120.7
5439000	8/11/2007	171	171	0.1459	24.95	1123	9.5186%	Fecal		CFU/100 mL	200	283.2	86400	-	122,120.7
5439000	4/26/2009	171	171	0.1459	24.95	1123	9.5186%	Fecal		CFU/100 mL	200	283.2	86400	-	122,120.7
5439000	5/13/2015	171	171	0.1459	24.95	1123	9.5186%	Fecal		CFU/100 mL	200	283.2	86400	-	122,120.7
5439000	5/16/2019	171	171	0.1459	24.95	1123	9.5186%	Fecal		CFU/100 mL	200	283.2	86400	-	122,120.7
5439000	10/12/2019	171	171	0.1459	24.95	1123	9.5186%	Fecal		CFU/100 mL	200	283.2	86400	-	122,120.7
5439000	4/8/1998	170	170	0.1459	24.81	1135	9.6203%	Fecal		CFU/100 mL	200	283.2	86400	-	121,406.5
5439000	3/31/2004	170	170	0.1459	24.81	1135	9.6203%	Fecal		CFU/100 mL	200	283.2	86400	-	121,406.5
5439000	12/15/2006	170	170	0.1459	24.81	1135	9.6203%	Fecal		CFU/100 mL	200	283.2	86400	-	121,406.5
5439000	2/26/2009	170	170	0.1459	24.81	1135	9.6203%	Fecal		CFU/100 mL	200	283.2	86400	-	121,406.5
5439000	7/25/2010	170	170	0.1459	24.81	1135	9.6203%	Fecal		CFU/100 mL	200	283.2	86400	-	121,406.5
5439000	2/29/2012	170	170	0.1459	24.81	1135	9.6203%	Fecal		CFU/100 mL	200	283.2	86400	-	121,406.5
5439000	6/26/2015	170	170	0.1459	24.81	1135	9.6203%	Fecal		CFU/100 mL	200	283.2	86400	-	121,406.5
5439000	5/26/2016	170	170	0.1459	24.81	1135	9.6203%	Fecal		CFU/100 mL	200	283.2	86400	-	121,406.5
5439000	5/17/2018	170	170	0.1459	24.81	1135	9.6203%	Fecal		CFU/100 mL	200	283.2	86400	-	121,406.5
5439000	5/21/2018	170	170	0.1459	24.81	1135	9.6203%	Fecal		CFU/100 mL	200	283.2	86400	-	121,406.5
5439000	10/11/2019	170	170	0.1459	24.81	1135	9.6203%	Fecal		CFU/100 mL	200	283.2	86400	-	121,406.5
5439000	4/30/1993	169	169	0.1459	24.66	1146	9.7135%	Fecal		CFU/100 mL	200	283.2	86400	-	120,692.4
5439000	6/22/1996	169	169	0.1459	24.66	1146	9.7135%	Fecal		CFU/100 mL	200	283.2	86400	-	120,692.4
5439000	1/31/1999	169	169	0.1459	24.66	1146	9.7135%	Fecal		CFU/100 mL	200	283.2	86400	-	120,692.4
5439000	4/23/2000	169	169	0.1459	24.66	1146	9.7135%	Fecal		CFU/100 mL	200	283.2	86400	-	120,692.4
5439000	10/23/2001	169	169	0.1459	24.66	1146	9.7135%	Fecal		CFU/100 mL	200	283.2	86400	-	120,692.4
5439000	7/20/2008	169	169	0.1459	24.66	1146	9.7135%	Fecal		CFU/100 mL	200	283.2	86400	-	120,692.4
5439000	10/25/2008	169	169	0.1459	24.66	1146	9.7135%	Fecal		CFU/100 mL	200	283.2	86400	-	120,692.4
5439000	3/18/2010	169	169	0.1459	24.66	1146	9.7135%	Fecal		CFU/100 mL	200	283.2	86400	-	120,692.4
5439000	5/9/2012	169	169	0.1459	24.66	1146	9.7135%	Fecal		CFU/100 mL	200	283.2	86400	-	120,692.4
5439000	5/4/2018	169	169	0.1459	24.66	1146	9.7135%	Fecal		CFU/100 mL	200	283.2	86400	-	120,692.4
5439000	2/17/2022	169	169	0.1459	24.66	1146	9.7135%	Fecal		CFU/100 mL	200	283.2	86400	-	120,692.4
5439000	11/5/1990	168	168	0.1459	24.52	1157	9.8067%	Fecal		CFU/100 mL	200	283.2	86400	-	119,978.2
5439000	4/28/2013	168	168	0.1459	24.52	1157	9.8067%	Fecal		CFU/100 mL	200	283.2	86400	-	119,978.2
5439000	4/18/2017	168	168	0.1459	24.52	1157	9.8067%	Fecal		CFU/100 mL	200	283.2	86400	-	119,978.2
5439000	4/25/1993	167	167	0.1459	24.37	1160	9.8322%	Fecal		CFU/100 mL	200	283.2	86400	-	119,264.1
5439000	3/22/1994	167	167	0.1459	24.37	1160	9.8322%	Fecal		CFU/100 mL	200	283.2	86400	-	119,264.1
5439000	1/6/1998	167	167	0.1459	24.37	1160	9.8322%	Fecal		CFU/100 mL	200	283.2	86400	-	119,264.1
5439000	4/8/2002	167	167	0.1459	24.37	1160	9.8322%	Fecal		CFU/100 mL	200	283.2	86400	-	119,264.1
5439000	5/4/2009	167	167	0.1459	24.37	1160	9.8322%	Fecal		CFU/100 mL	200	283.2	86400	-	119,264.1
5439000	5/8/2009	167	167	0.1459	24.37	1160	9.8322%	Fecal		CFU/100 mL	200	283.2	86400	-	119,264.1
5439000	3/12/2011	167	167	0.1459	24.37	1160	9.8322%	Fecal		CFU/100 mL	200	283.2	86400	-	119,264.1
5439000	7/17/2015	167	167	0.1459	24.37	1160	9.8322%	Fecal		CFU/100 mL	200	283.2	86400	-	119,264.1
5439000	3/8/1992	166	166	0.1459	24.23	1168	9.9000%	Fecal		CFU/100 mL	200	283.2	86400	-	118,549.9
5439000	7/4/1998	166	166	0.1459	24.23	1168	9.9000%	Fecal		CFU/100 mL	200	283.2	86400	-	118,549.9
5439000	3/8/2002	166	166	0.1459	24.23	1168	9.9000%	Fecal		CFU/100 mL	200	283.2	86400	-	118,549.9

Gage ID	Date	Discharge (CFS)	Gage Discharge (less Surrogate NPDES) (CFS)	Watershed Area Ratio	Calculated flow (CFS)	Rank	Flow Exceedance %	Parameter	Results	Units (mg or micro_gram	Limit/Standard	100mL/CF	sec/day	Actual Load (million colonies/day)	Allowable Load (million colonies/day)
5439000	3/16/2009	166	166	0.1459	24.23	1168	9.9000%	Fecal		CFU/100 mL	200	283.2	86400	-	118,549.9
5439000	3/17/2009	166	166	0.1459	24.23	1168	9.9000%	Fecal		CFU/100 mL	200	283.2	86400	-	118,549.9
5439000	4/23/2009	166	166	0.1459	24.23	1168	9.9000%	Fecal		CFU/100 mL	200	283.2	86400	-	118,549.9
5439000	8/28/2009	166	166	0.1459	24.23	1168	9.9000%	Fecal		CFU/100 mL	200	283.2	86400	-	118,549.9
5439000	10/25/2009	166	166	0.1459	24.23	1168	9.9000%	Fecal		CFU/100 mL	200	283.2	86400	-	118,549.9
5439000	5/1/2016	166	166	0.1459	24.23	1168	9.9000%	Fecal		CFU/100 mL	200	283.2	86400	-	118,549.9
5439000	12/13/1991	165	165	0.1459	24.08	1177	9.9763%	Fecal		CFU/100 mL	200	283.2	86400	-	117,835.7
5439000	7/23/1993	165	165	0.1459	24.08	1177	9.9763%	Fecal		CFU/100 mL	200	283.2	86400	-	117,835.7
5439000	6/6/1995	165	165	0.1459	24.08	1177	9.9763%	Fecal		CFU/100 mL	200	283.2	86400	-	117,835.7
5439000	2/11/1999	165	165	0.1459	24.08	1177	9.9763%	Fecal		CFU/100 mL	200	283.2	86400	-	117,835.7
5439000	3/6/2007	165	165	0.1459	24.08	1177	9.9763%	Fecal		CFU/100 mL	200	283.2	86400	-	117,835.7
5439000	7/6/2014	165	165	0.1459	24.08	1177	9.9763%	Fecal		CFU/100 mL	200	283.2	86400	-	117,835.7
5439000	4/1/2016	165	165	0.1459	24.08	1177	9.9763%	Fecal		CFU/100 mL	200	283.2	86400	-	117,835.7
5439000	10/26/2017	165	165	0.1459	24.08	1177	9.9763%	Fecal		CFU/100 mL	200	283.2	86400	-	117,835.7
5439000	5/14/2019	165	165	0.1459	24.08	1177	9.9763%	Fecal		CFU/100 mL	200	283.2	86400	-	117,835.7
5439000	9/27/2019	165	165	0.1459	24.08	1177	9.9763%	Fecal		CFU/100 mL	200	283.2	86400	-	117,835.7
5439000	6/21/2021	165	165	0.1459	24.08	1177	9.9763%	Fecal		CFU/100 mL	200	283.2	86400	-	117,835.7
5439000	8/20/1990	164	164	0.1459	23.93	1188	10.0695%	Fecal		CFU/100 mL	200	283.2	86400	-	117,121.6
5439000	7/2/1993	164	164	0.1459	23.93	1188	10.0695%	Fecal		CFU/100 mL	200	283.2	86400	-	117,121.6
5439000	7/27/1993	164	164	0.1459	23.93	1188	10.0695%	Fecal		CFU/100 mL	200	283.2	86400	-	117,121.6
5439000	5/15/1995	164	164	0.1459	23.93	1188	10.0695%	Fecal		CFU/100 mL	200	283.2	86400	-	117,121.6
5439000	6/1/1995	164	164	0.1459	23.93	1188	10.0695%	Fecal		CFU/100 mL	200	283.2	86400	-	117,121.6
5439000	4/25/1998	164	164	0.1459	23.93	1188	10.0695%	Fecal		CFU/100 mL	200	283.2	86400	-	117,121.6
5439000	7/7/1998	164	164	0.1459	23.93	1188	10.0695%	Fecal		CFU/100 mL	200	283.2	86400	-	117,121.6
5439000	5/20/2002	164	164	0.1459	23.93	1188	10.0695%	Fecal		CFU/100 mL	200	283.2	86400	-	117,121.6
5439000	4/16/2008	164	164	0.1459	23.93	1188	10.0695%	Fecal		CFU/100 mL	200	283.2	86400	-	117,121.6
5439000	5/18/2010	164	164	0.1459	23.93	1188	10.0695%	Fecal		CFU/100 mL	200	283.2	86400	-	117,121.6
5439000	11/21/2015	164	164	0.1459	23.93	1188	10.0695%	Fecal		CFU/100 mL	200	283.2	86400	-	117,121.6
5439000	2/2/1990	163	163	0.1459	23.79	1199	10.1627%	Fecal		CFU/100 mL	200	283.2	86400	-	116,407.4
5439000	11/6/1990	163	163	0.1459	23.79	1199	10.1627%	Fecal		CFU/100 mL	200	283.2	86400	-	116,407.4
5439000	12/8/1991	163	163	0.1459	23.79	1199	10.1627%	Fecal		CFU/100 mL	200	283.2	86400	-	116,407.4
5439000	2/21/2002	163	163	0.1459	23.79	1199	10.1627%	Fecal		CFU/100 mL	200	283.2	86400	-	116,407.4
5439000	6/24/2009	163	163	0.1459	23.79	1199	10.1627%	Fecal		CFU/100 mL	200	283.2	86400	-	116,407.4
5439000	11/5/2019	163	163	0.1459	23.79	1199	10.1627%	Fecal		CFU/100 mL	200	283.2	86400	-	116,407.4
5439000	4/3/2020	163	163	0.1459	23.79	1199	10.1627%	Fecal		CFU/100 mL	200	283.2	86400	-	116,407.4
5439000	7/2/2021	163	163	0.1459	23.79	1199	10.1627%	Fecal		CFU/100 mL	200	283.2	86400	-	116,407.4
5439000	12/3/1990	162	162	0.1459	23.64	1207	10.2305%	Fecal		CFU/100 mL	200	283.2	86400	-	115,693.3
5439000	4/13/1993	162	162	0.1459	23.64	1207	10.2305%	Fecal		CFU/100 mL	200	283.2	86400	-	115,693.3
5439000	11/12/1994	162	162	0.1459	23.64	1207	10.2305%	Fecal		CFU/100 mL	200	283.2	86400	-	115,693.3
5439000	5/12/1996	162	162	0.1459	23.64	1207	10.2305%	Fecal		CFU/100 mL	200	283.2	86400	-	115,693.3
5439000	2/13/1999	162	162	0.1459	23.64	1207	10.2305%	Fecal		CFU/100 mL	200	283.2	86400	-	115,693.3
5439000	5/11/2000	162	162	0.1459	23.64	1207	10.2305%	Fecal		CFU/100 mL	200	283.2	86400	-	115,693.3
5439000	4/24/2009	162	162	0.1459	23.64	1207	10.2305%	Fecal		CFU/100 mL	200	283.2	86400	-	115,693.3
5439000	12/18/2011	162	162	0.1459	23.64	1207	10.2305%	Fecal		CFU/100 mL	200	283.2	86400	-	115,693.3
5439000	5/17/2015	162	162	0.1459	23.64	1207	10.2305%	Fecal		CFU/100 mL	200	283.2	86400	-	115,693.3
5439000	2/28/2018	162	162	0.1459	23.64	1207	10.2305%	Fecal		CFU/100 mL	200	283.2	86400	-	115,693.3
5439000	12/6/2018	162	162	0.1459	23.64	1207	10.2305%	Fecal		CFU/100 mL	200	283.2	86400	-	115,693.3
5439000	3/12/2020	162	162	0.1459	23.64	1207	10.2305%	Fecal		CFU/100 mL	200	283.2	86400	-	115,693.3
5439000	7/20/1990	161	161	0.1459	23.50	1219	10.3323%	Fecal		CFU/100 mL	200	283.2	86400	-	114,979.1
5439000	4/10/1991	161	161	0.1459	23.50	1219	10.3323%	Fecal		CFU/100 mL	200	283.2	86400	-	114,979.1
5439000	12/10/1991	161	161	0.1459	23.50	1219	10.3323%	Fecal		CFU/100 mL	200	283.2	86400	-	114,979.1
5439000	1/2/1993	161	161	0.1459	23.50	1219	10.3323%	Fecal		CFU/100 mL	200	283.2	86400	-	114,979.1
5439000	4/29/1993	161	161	0.1459	23.50	1219	10.3323%	Fecal		CFU/100 mL	200	283.2	86400	-	114,979.1
5439000	6/29/1993	161	161	0.1459	23.50	1219	10.3323%	Fecal		CFU/100 mL	200	283.2	86400	-	114,979.1
5439000	6/15/1998	161	161	0.1459	23.50	1219	10.3323%	Fecal		CFU/100 mL	200	283.2	86400	-	114,979.1
5439000	5/13/2004	161	161	0.1459	23.50	1219	10.3323%	Fecal		CFU/100 mL	200	283.2	86400	-	114,979.1
5439000	4/5/2009	161	161	0.1459	23.50	1219	10.3323%	Fecal		CFU/100 mL	200	283.2	86400	-	114,979.1
5439000	4/19/2011	161	161	0.1459	23.50	1219	10.3323%	Fecal		CFU/100 mL	200	283.2	86400	-	114,979.1
5439000	5/9/2017	161	161	0.1459	23.50	1219	10.3323%	Fecal		CFU/100 mL	200	283.2	86400	-	114,979.1
5439000	1/23/2018	161	161	0.1459	23.50	1219	10.3323%	Fecal		CFU/100 mL	200	283.2	86400	-	114,979.1
5439000	11/15/1992	160	160	0.1459	23.35	1231	10.4340%	Fecal		CFU/100 mL	200	283.2	86400	-	114,265.0
5439000	8/11/1996	160	160	0.1459	23.35	1231	10.4340%	Fecal		CFU/100 mL	200	283.2	86400	-	114,265.0
5439000	4/12/1998	160	160	0.1459	23.35	1231	10.4340%	Fecal		CFU/100 mL	200	283.2	86400	-	114,265.0
5439000	1/30/1999	160	160	0.1459	23.35	1231	10.4340%	Fecal		CFU/100 mL	200	283.2	86400	-	114,265.0
5439000	6/7/2004	160	160	0.1459	23.35	1231	10.4340%	Fecal		CFU/100 mL	200	283.2	86400	-	114,265.0
5439000	4/30/2007	160	160	0.1459	23.35	1231	10.4340%	Fecal		CFU/100 mL	200	283.2	86400	-	114,265.0
5439000	3/7/2008	160	160	0.1459	23.35	1231	10.4340%	Fecal		CFU/100 mL	200	283.2	86400	-	114,265.0
5439000	3/2/2011	160	160	0.1459	23.35	1231	10.4340%	Fecal		CFU/100 mL	200	283.2	86400	-	114,265.0
5439000	6/16/2011	160	160	0.1459	23.35	1231	10.4340%	Fecal		CFU/100 mL	200	283.2	86400	-	114,265.0
5439000	12/4/2015	160	160	0.1459	23.35	1231	10.4340%	Fecal		CFU/100 mL	200	283.2	86400	-	114,265.0
5439000	3/1/2017	160	160	0.1459	23.35	1231	10.4340%	Fecal		CFU/100 mL	200	283.2	86400	-	114,265.0
5439000	4/29/2017	160	160	0.1459	23.35	1231	10.4340%	Fecal		CFU/100 mL	200	283.2	86400	-	114,265.0
5439000	12/2/1990	159	159	0.1459	23.20	1243	10.5357%	Fecal		CFU/100 mL	200	283.2	86400	-	113,550.8
5439000	3/21/1994	159	159	0.1459	23.20	1243	10.5357%	Fecal		CFU/100 mL	200	283.2	86400	-	113,550.8
5439000	1/17/1995	159	159	0.1459	23.20	1243	10.5357%	Fecal		CFU/100 mL	200	283.2	86400	-	113,550.8
5439000	12/10/2003	159	159	0.1459	23.20	1243	10.5357%	Fecal		CFU/100 mL	200	283.2	86400	-	113,550.8
5439000	3/27/2004	159	159	0.1459	23.20	1243	10.5357%	Fecal		CFU/100 mL	200	283.2	86400	-	113,550.8
5439000	2/14/2009	159	159	0.1459	23.20	1243	10.5357%	Fecal		CFU/100 mL	200	283.2	86400	-	113,550.8
5439000	3/4/2018	159	159	0.1459	23.20	1243	10.5357%	Fecal		CFU/100 mL	200	283.2	86400	-	113,550.8
5439000	10/9/2019	159	159	0.1459	23.20	1243	10.5357%	Fecal		CFU/100 mL	200	283.2	86400	-	113,550.8
5439000	1/3/1993	158	158	0.1459	23.06	1251	10.6035%	Fecal		CFU/100 mL	200	283.2	86400	-	112,836.7
5439000	3/12/1994	158	158	0.1459	23.06	1251	10.6035%	Fecal		CFU/100 mL	200	283.2	86400	-	112,836.7
5439000	6/23/1996	158	158	0.1459	23.06	1251	10.6035%	Fecal		CFU/100 mL	200	283.2	86400	-	112,836.7
5439000	8/1/1996	158	158	0.1459	23.06	1251	10.6035%	Fecal		CFU/100 mL	200	283.2	86400	-	112,836.7
5439000	7/8/1998	158	158	0.1459	23.06	1251	10.6035%	Fecal		CFU/100 mL	200	283.2	86400	-	112,836.7
5439000	2/27/2000	158	158	0.1459	23.06	1251	10.6035%	Fecal		CFU/100 mL	200	283.2	86400	-	112,836.7
5439000	5/29/2004	158	158	0.1459	23.06	1251	10.6035%	Fecal		CFU/100 mL	200	283.2	86400	-	112,836.7
5439000	2/16/2005	158	158	0.1459	23.06	1251	10.6035%	Fecal		CFU/100 mL	200	283.2	86400	-	112,836.7
5439000	12/24/2006	158	158	0.1459	23.06	1251	10.6035%	Fecal		CFU/100 mL	200	283.2	86400	-	112,836.7
5439000	12/25/2007	158	158	0.1459	23.06	1251	10.6035%	Fecal		CFU/100 mL	200	283.2	86400	-	112,836.7

Gage ID	Date	Discharge (CFS)	Gage Discharge (less Surrogate NPDES) (CFS)	Watershed Area Ratio	Calculated flow (CFS)	Rank	Flow Exceedance %	Parameter	Results	Units (mg or micro_gram	Limit/Standard	100mL/CF	sec/day	Actual Load (million colonies/day)	Allowable Load (million colonies/day)
5439000	6/3/2008	158	158	0.1459	23.06	1251	10.6035%	Fecal		CFU/100 mL	200	283.2	86400	-	112,836.7
5439000	12/24/2008	158	158	0.1459	23.06	1251	10.6035%	Fecal		CFU/100 mL	200	283.2	86400	-	112,836.7
5439000	3/18/2009	158	158	0.1459	23.06	1251	10.6035%	Fecal		CFU/100 mL	200	283.2	86400	-	112,836.7
5439000	7/14/2014	158	158	0.1459	23.06	1251	10.6035%	Fecal		CFU/100 mL	200	283.2	86400	-	112,836.7
5439000	3/16/2015	158	158	0.1459	23.06	1251	10.6035%	Fecal		CFU/100 mL	200	283.2	86400	-	112,836.7
5439000	11/30/1992	157	157	0.1459	22.91	1266	10.7306%	Fecal		CFU/100 mL	200	283.2	86400	-	112,122.5
5439000	5/2/1993	157	157	0.1459	22.91	1266	10.7306%	Fecal		CFU/100 mL	200	283.2	86400	-	112,122.5
5439000	4/27/1998	157	157	0.1459	22.91	1266	10.7306%	Fecal		CFU/100 mL	200	283.2	86400	-	112,122.5
5439000	9/28/1999	157	157	0.1459	22.91	1266	10.7306%	Fecal		CFU/100 mL	200	283.2	86400	-	112,122.5
5439000	3/11/2002	157	157	0.1459	22.91	1266	10.7306%	Fecal		CFU/100 mL	200	283.2	86400	-	112,122.5
5439000	9/23/2008	157	157	0.1459	22.91	1266	10.7306%	Fecal		CFU/100 mL	200	283.2	86400	-	112,122.5
5439000	5/14/2009	157	157	0.1459	22.91	1266	10.7306%	Fecal		CFU/100 mL	200	283.2	86400	-	112,122.5
5439000	6/20/2010	157	157	0.1459	22.91	1266	10.7306%	Fecal		CFU/100 mL	200	283.2	86400	-	112,122.5
5439000	7/14/2015	157	157	0.1459	22.91	1266	10.7306%	Fecal		CFU/100 mL	200	283.2	86400	-	112,122.5
5439000	5/6/1990	156	156	0.1459	22.77	1275	10.8069%	Fecal		CFU/100 mL	200	283.2	86400	-	111,408.3
5439000	5/16/1990	156	156	0.1459	22.77	1275	10.8069%	Fecal		CFU/100 mL	200	283.2	86400	-	111,408.3
5439000	6/29/1994	156	156	0.1459	22.77	1275	10.8069%	Fecal		CFU/100 mL	200	283.2	86400	-	111,408.3
5439000	5/23/1996	156	156	0.1459	22.77	1275	10.8069%	Fecal		CFU/100 mL	200	283.2	86400	-	111,408.3
5439000	6/5/1999	156	156	0.1459	22.77	1275	10.8069%	Fecal		CFU/100 mL	200	283.2	86400	-	111,408.3
5439000	2/23/2000	156	156	0.1459	22.77	1275	10.8069%	Fecal		CFU/100 mL	200	283.2	86400	-	111,408.3
5439000	3/23/2001	156	156	0.1459	22.77	1275	10.8069%	Fecal		CFU/100 mL	200	283.2	86400	-	111,408.3
5439000	12/11/2003	156	156	0.1459	22.77	1275	10.8069%	Fecal		CFU/100 mL	200	283.2	86400	-	111,408.3
5439000	3/28/2007	156	156	0.1459	22.77	1275	10.8069%	Fecal		CFU/100 mL	200	283.2	86400	-	111,408.3
5439000	6/19/2009	156	156	0.1459	22.77	1275	10.8069%	Fecal		CFU/100 mL	200	283.2	86400	-	111,408.3
5439000	1/23/2017	156	156	0.1459	22.77	1275	10.8069%	Fecal		CFU/100 mL	200	283.2	86400	-	111,408.3
5439000	12/28/2018	156	156	0.1459	22.77	1275	10.8069%	Fecal		CFU/100 mL	200	283.2	86400	-	111,408.3
5439000	2/4/2020	156	156	0.1459	22.77	1275	10.8069%	Fecal		CFU/100 mL	200	283.2	86400	-	111,408.3
5439000	3/11/1993	155	155	0.1459	22.62	1288	10.9171%	Fecal		CFU/100 mL	200	283.2	86400	-	110,694.2
5439000	4/14/1993	155	155	0.1459	22.62	1288	10.9171%	Fecal		CFU/100 mL	200	283.2	86400	-	110,694.2
5439000	6/24/1993	155	155	0.1459	22.62	1288	10.9171%	Fecal		CFU/100 mL	200	283.2	86400	-	110,694.2
5439000	5/20/1996	155	155	0.1459	22.62	1288	10.9171%	Fecal		CFU/100 mL	200	283.2	86400	-	110,694.2
5439000	7/27/1996	155	155	0.1459	22.62	1288	10.9171%	Fecal		CFU/100 mL	200	283.2	86400	-	110,694.2
5439000	4/26/1998	155	155	0.1459	22.62	1288	10.9171%	Fecal		CFU/100 mL	200	283.2	86400	-	110,694.2
5439000	5/8/1999	155	155	0.1459	22.62	1288	10.9171%	Fecal		CFU/100 mL	200	283.2	86400	-	110,694.2
5439000	5/20/2003	155	155	0.1459	22.62	1288	10.9171%	Fecal		CFU/100 mL	200	283.2	86400	-	110,694.2
5439000	9/4/2007	155	155	0.1459	22.62	1288	10.9171%	Fecal		CFU/100 mL	200	283.2	86400	-	110,694.2
5439000	1/2/2016	155	155	0.1459	22.62	1288	10.9171%	Fecal		CFU/100 mL	200	283.2	86400	-	110,694.2
5439000	1/10/2016	155	155	0.1459	22.62	1288	10.9171%	Fecal		CFU/100 mL	200	283.2	86400	-	110,694.2
5439000	5/11/2016	155	155	0.1459	22.62	1288	10.9171%	Fecal		CFU/100 mL	200	283.2	86400	-	110,694.2
5439000	3/20/2020	155	155	0.1459	22.62	1288	10.9171%	Fecal		CFU/100 mL	200	283.2	86400	-	110,694.2
5439000	3/14/2021	155	155	0.1459	22.62	1288	10.9171%	Fecal		CFU/100 mL	200	283.2	86400	-	110,694.2
5439000	11/1/1994	154	154	0.1459	22.47	1302	11.0358%	Fecal		CFU/100 mL	200	283.2	86400	-	109,980.0
5439000	4/15/1995	154	154	0.1459	22.47	1302	11.0358%	Fecal		CFU/100 mL	200	283.2	86400	-	109,980.0
5439000	5/18/1999	154	154	0.1459	22.47	1302	11.0358%	Fecal		CFU/100 mL	200	283.2	86400	-	109,980.0
5439000	6/2/2001	154	154	0.1459	22.47	1302	11.0358%	Fecal		CFU/100 mL	200	283.2	86400	-	109,980.0
5439000	5/16/2003	154	154	0.1459	22.47	1302	11.0358%	Fecal		CFU/100 mL	200	283.2	86400	-	109,980.0
5439000	4/30/2011	154	154	0.1459	22.47	1302	11.0358%	Fecal		CFU/100 mL	200	283.2	86400	-	109,980.0
5439000	12/27/2015	154	154	0.1459	22.47	1302	11.0358%	Fecal		CFU/100 mL	200	283.2	86400	-	109,980.0
5439000	1/9/2019	154	154	0.1459	22.47	1302	11.0358%	Fecal		CFU/100 mL	200	283.2	86400	-	109,980.0
5439000	4/11/2021	154	154	0.1459	22.47	1302	11.0358%	Fecal		CFU/100 mL	200	283.2	86400	-	109,980.0
5439000	3/20/1990	153	153	0.1459	22.33	1311	11.1121%	Fecal		CFU/100 mL	200	283.2	86400	-	109,265.9
5439000	5/4/1990	153	153	0.1459	22.33	1311	11.1121%	Fecal		CFU/100 mL	200	283.2	86400	-	109,265.9
5439000	3/24/1991	153	153	0.1459	22.33	1311	11.1121%	Fecal		CFU/100 mL	200	283.2	86400	-	109,265.9
5439000	4/9/1991	153	153	0.1459	22.33	1311	11.1121%	Fecal		CFU/100 mL	200	283.2	86400	-	109,265.9
5439000	4/19/1991	153	153	0.1459	22.33	1311	11.1121%	Fecal		CFU/100 mL	200	283.2	86400	-	109,265.9
5439000	12/20/1992	153	153	0.1459	22.33	1311	11.1121%	Fecal		CFU/100 mL	200	283.2	86400	-	109,265.9
5439000	4/4/1998	153	153	0.1459	22.33	1311	11.1121%	Fecal		CFU/100 mL	200	283.2	86400	-	109,265.9
5439000	5/1/1999	153	153	0.1459	22.33	1311	11.1121%	Fecal		CFU/100 mL	200	283.2	86400	-	109,265.9
5439000	6/12/2002	153	153	0.1459	22.33	1311	11.1121%	Fecal		CFU/100 mL	200	283.2	86400	-	109,265.9
5439000	7/23/2007	153	153	0.1459	22.33	1311	11.1121%	Fecal		CFU/100 mL	200	283.2	86400	-	109,265.9
5439000	5/27/2008	153	153	0.1459	22.33	1311	11.1121%	Fecal		CFU/100 mL	200	283.2	86400	-	109,265.9
5439000	8/27/2009	153	153	0.1459	22.33	1311	11.1121%	Fecal		CFU/100 mL	200	283.2	86400	-	109,265.9
5439000	3/8/2011	153	153	0.1459	22.33	1311	11.1121%	Fecal		CFU/100 mL	200	283.2	86400	-	109,265.9
5439000	6/11/2014	153	153	0.1459	22.33	1311	11.1121%	Fecal		CFU/100 mL	200	283.2	86400	-	109,265.9
5439000	3/4/2021	153	153	0.1459	22.33	1311	11.1121%	Fecal		CFU/100 mL	200	283.2	86400	-	109,265.9
5439000	3/25/2022	153	153	0.1459	22.33	1311	11.1121%	Fecal		CFU/100 mL	200	283.2	86400	-	109,265.9
5439000	8/22/1990	152	152	0.1459	22.18	1327	11.2477%	Fecal		CFU/100 mL	200	283.2	86400	-	108,551.7
5439000	3/31/1991	152	152	0.1459	22.18	1327	11.2477%	Fecal		CFU/100 mL	200	283.2	86400	-	108,551.7
5439000	9/25/1993	152	152	0.1459	22.18	1327	11.2477%	Fecal		CFU/100 mL	200	283.2	86400	-	108,551.7
5439000	2/26/1994	152	152	0.1459	22.18	1327	11.2477%	Fecal		CFU/100 mL	200	283.2	86400	-	108,551.7
5439000	4/18/1995	152	152	0.1459	22.18	1327	11.2477%	Fecal		CFU/100 mL	200	283.2	86400	-	108,551.7
5439000	4/30/1995	152	152	0.1459	22.18	1327	11.2477%	Fecal		CFU/100 mL	200	283.2	86400	-	108,551.7
5439000	5/11/2004	152	152	0.1459	22.18	1327	11.2477%	Fecal		CFU/100 mL	200	283.2	86400	-	108,551.7
5439000	6/15/2004	152	152	0.1459	22.18	1327	11.2477%	Fecal		CFU/100 mL	200	283.2	86400	-	108,551.7
5439000	4/1/2007	152	152	0.1459	22.18	1327	11.2477%	Fecal		CFU/100 mL	200	283.2	86400	-	108,551.7
5439000	6/25/2014	152	152	0.1459	22.18	1327	11.2477%	Fecal		CFU/100 mL	200	283.2	86400	-	108,551.7
5439000	1/9/2016	152	152	0.1459	22.18	1327	11.2477%	Fecal		CFU/100 mL	200	283.2	86400	-	108,551.7
5439000	5/29/2016	152	152	0.1459	22.18	1327	11.2477%	Fecal		CFU/100 mL	200	283.2	86400	-	108,551.7
5439000	5/19/1991	151	151	0.1459	22.04	1339	11.3494%	Fecal		CFU/100 mL	200	283.2	86400	-	107,837.6
5439000	4/19/1995	151	151	0.1459	22.04	1339	11.3494%	Fecal		CFU/100 mL	200	283.2	86400	-	107,837.6
5439000	2/14/1998	151	151	0.1459	22.04	1339	11.3494%	Fecal		CFU/100 mL	200	283.2	86400	-	107,837.6
5439000	3/8/1998	151	151	0.1459	22.04	1339	11.3494%	Fecal		CFU/100 mL	200	283.2	86400	-	107,837.6
5439000	5/14/1998	151	151	0.1459	22.04	1339	11.3494%	Fecal		CFU/100 mL	200	283.2	86400	-	107,837.6
5439000	6/3/2000	151	151	0.1459	22.04	1339	11.3494%	Fecal		CFU/100 mL	200	283.2	86400	-	107,837.6
5439000	6/19/2000	151	151	0.1459	22.04	1339	11.3494%	Fecal		CFU/100 mL	200	283.2	86400	-	107,837.6
5439000	2/20/2002	151	151	0.1459	22.04	1339	11.3494%	Fecal		CFU/100 mL	200	283.2	86400	-	107,837.6
5439000	5/25/2011	151	151	0.1459	22.04	1339	11.3494%	Fecal		CFU/100 mL	200	283.2	86400	-	107,837.6
5439000	6/5/2011	151	151	0.1459	22.04	1339	11.3494%	Fecal		CFU/100 mL	200	283.2	86400	-	107,837.6
5439000	12/19/2015	151	151	0.1459	22.04	1339	11.3494%	Fecal		CFU/100 mL	200	283.2	86400	-	107,837.6
5439000	3/24/2016	151	151	0.1459	22.04	1339	11.3494%	Fecal		CFU/100 mL	200	283.2	86400	-	107,837.6

Gage ID	Date	Discharge (CFS)	Gage Discharge (less Surrogate NPDES) (CFS)	Watershed Area Ratio	Calculated flow (CFS)	Rank	Flow Exceedance %	Parameter	Results	Units (mg or micro_gram	Limit/Standard	100mL/CF	sec/day	Actual Load (million colonies/day)	Allowable Load (million colonies/day)
5439000	3/26/2016	151	151	0.1459	22.04	1339	11.3494%	Fecal		CFU/100 mL	200	283.2	86400	-	107,837.6
5439000	2/26/2019	151	151	0.1459	22.04	1339	11.3494%	Fecal		CFU/100 mL	200	283.2	86400	-	107,837.6
5439000	3/19/2019	151	151	0.1459	22.04	1339	11.3494%	Fecal		CFU/100 mL	200	283.2	86400	-	107,837.6
5439000	6/7/2019	151	151	0.1459	22.04	1339	11.3494%	Fecal		CFU/100 mL	200	283.2	86400	-	107,837.6
5439000	12/29/1990	150	150	0.1459	21.89	1355	11.4850%	Fecal		CFU/100 mL	200	283.2	86400	-	107,123.4
5439000	10/2/1993	150	150	0.1459	21.89	1355	11.4850%	Fecal		CFU/100 mL	200	283.2	86400	-	107,123.4
5439000	2/20/1997	150	150	0.1459	21.89	1355	11.4850%	Fecal		CFU/100 mL	200	283.2	86400	-	107,123.4
5439000	3/6/1997	150	150	0.1459	21.89	1355	11.4850%	Fecal		CFU/100 mL	200	283.2	86400	-	107,123.4
5439000	4/1/2004	150	150	0.1459	21.89	1355	11.4850%	Fecal		CFU/100 mL	200	283.2	86400	-	107,123.4
5439000	1/14/2005	150	150	0.1459	21.89	1355	11.4850%	Fecal		CFU/100 mL	200	283.2	86400	-	107,123.4
5439000	10/26/2008	150	150	0.1459	21.89	1355	11.4850%	Fecal		CFU/100 mL	200	283.2	86400	-	107,123.4
5439000	4/27/2015	150	150	0.1459	21.89	1355	11.4850%	Fecal		CFU/100 mL	200	283.2	86400	-	107,123.4
5439000	7/16/2020	150	150	0.1459	21.89	1355	11.4850%	Fecal		CFU/100 mL	200	283.2	86400	-	107,123.4
5439000	1/21/1993	149	149	0.1459	21.74	1364	11.5613%	Fecal		CFU/100 mL	200	283.2	86400	-	106,409.3
5439000	5/8/1993	149	149	0.1459	21.74	1364	11.5613%	Fecal		CFU/100 mL	200	283.2	86400	-	106,409.3
5439000	5/16/1995	149	149	0.1459	21.74	1364	11.5613%	Fecal		CFU/100 mL	200	283.2	86400	-	106,409.3
5439000	3/22/1998	149	149	0.1459	21.74	1364	11.5613%	Fecal		CFU/100 mL	200	283.2	86400	-	106,409.3
5439000	4/15/1998	149	149	0.1459	21.74	1364	11.5613%	Fecal		CFU/100 mL	200	283.2	86400	-	106,409.3
5439000	4/12/2001	149	149	0.1459	21.74	1364	11.5613%	Fecal		CFU/100 mL	200	283.2	86400	-	106,409.3
5439000	3/28/2004	149	149	0.1459	21.74	1364	11.5613%	Fecal		CFU/100 mL	200	283.2	86400	-	106,409.3
5439000	3/17/2007	149	149	0.1459	21.74	1364	11.5613%	Fecal		CFU/100 mL	200	283.2	86400	-	106,409.3
5439000	5/9/2009	149	149	0.1459	21.74	1364	11.5613%	Fecal		CFU/100 mL	200	283.2	86400	-	106,409.3
5439000	5/19/2009	149	149	0.1459	21.74	1364	11.5613%	Fecal		CFU/100 mL	200	283.2	86400	-	106,409.3
5439000	10/28/2009	149	149	0.1459	21.74	1364	11.5613%	Fecal		CFU/100 mL	200	283.2	86400	-	106,409.3
5439000	4/9/2010	149	149	0.1459	21.74	1364	11.5613%	Fecal		CFU/100 mL	200	283.2	86400	-	106,409.3
5439000	5/5/2016	149	149	0.1459	21.74	1364	11.5613%	Fecal		CFU/100 mL	200	283.2	86400	-	106,409.3
5439000	5/20/2016	149	149	0.1459	21.74	1364	11.5613%	Fecal		CFU/100 mL	200	283.2	86400	-	106,409.3
5439000	4/10/2017	149	149	0.1459	21.74	1364	11.5613%	Fecal		CFU/100 mL	200	283.2	86400	-	106,409.3
5439000	6/14/2018	149	149	0.1459	21.74	1364	11.5613%	Fecal		CFU/100 mL	200	283.2	86400	-	106,409.3
5439000	3/22/1990	148	148	0.1459	21.60	1380	11.6969%	Fecal		CFU/100 mL	200	283.2	86400	-	105,695.1
5439000	6/4/1991	148	148	0.1459	21.60	1380	11.6969%	Fecal		CFU/100 mL	200	283.2	86400	-	105,695.1
5439000	1/8/1993	148	148	0.1459	21.60	1380	11.6969%	Fecal		CFU/100 mL	200	283.2	86400	-	105,695.1
5439000	9/17/1993	148	148	0.1459	21.60	1380	11.6969%	Fecal		CFU/100 mL	200	283.2	86400	-	105,695.1
5439000	6/27/2000	148	148	0.1459	21.60	1380	11.6969%	Fecal		CFU/100 mL	200	283.2	86400	-	105,695.1
5439000	4/12/2002	148	148	0.1459	21.60	1380	11.6969%	Fecal		CFU/100 mL	200	283.2	86400	-	105,695.1
5439000	4/6/2009	148	148	0.1459	21.60	1380	11.6969%	Fecal		CFU/100 mL	200	283.2	86400	-	105,695.1
5439000	5/6/2009	148	148	0.1459	21.60	1380	11.6969%	Fecal		CFU/100 mL	200	283.2	86400	-	105,695.1
5439000	5/29/2009	148	148	0.1459	21.60	1380	11.6969%	Fecal		CFU/100 mL	200	283.2	86400	-	105,695.1
5439000	3/7/2010	148	148	0.1459	21.60	1380	11.6969%	Fecal		CFU/100 mL	200	283.2	86400	-	105,695.1
5439000	5/19/2011	148	148	0.1459	21.60	1380	11.6969%	Fecal		CFU/100 mL	200	283.2	86400	-	105,695.1
5439000	5/7/2017	148	148	0.1459	21.60	1380	11.6969%	Fecal		CFU/100 mL	200	283.2	86400	-	105,695.1
5439000	3/3/1990	147	147	0.1459	21.45	1392	11.7986%	Fecal		CFU/100 mL	200	283.2	86400	-	104,980.9
5439000	2/25/1992	147	147	0.1459	21.45	1392	11.7986%	Fecal		CFU/100 mL	200	283.2	86400	-	104,980.9
5439000	5/1/1993	147	147	0.1459	21.45	1392	11.7986%	Fecal		CFU/100 mL	200	283.2	86400	-	104,980.9
5439000	8/31/1993	147	147	0.1459	21.45	1392	11.7986%	Fecal		CFU/100 mL	200	283.2	86400	-	104,980.9
5439000	10/24/2001	147	147	0.1459	21.45	1392	11.7986%	Fecal		CFU/100 mL	200	283.2	86400	-	104,980.9
5439000	5/21/2002	147	147	0.1459	21.45	1392	11.7986%	Fecal		CFU/100 mL	200	283.2	86400	-	104,980.9
5439000	6/16/2009	147	147	0.1459	21.45	1392	11.7986%	Fecal		CFU/100 mL	200	283.2	86400	-	104,980.9
5439000	3/22/2010	147	147	0.1459	21.45	1392	11.7986%	Fecal		CFU/100 mL	200	283.2	86400	-	104,980.9
5439000	10/13/2019	147	147	0.1459	21.45	1392	11.7986%	Fecal		CFU/100 mL	200	283.2	86400	-	104,980.9
5439000	11/2/1992	146	146	0.1459	21.31	1401	11.8749%	Fecal		CFU/100 mL	200	283.2	86400	-	104,266.8
5439000	3/14/1994	146	146	0.1459	21.31	1401	11.8749%	Fecal		CFU/100 mL	200	283.2	86400	-	104,266.8
5439000	6/13/1996	146	146	0.1459	21.31	1401	11.8749%	Fecal		CFU/100 mL	200	283.2	86400	-	104,266.8
5439000	4/13/1998	146	146	0.1459	21.31	1401	11.8749%	Fecal		CFU/100 mL	200	283.2	86400	-	104,266.8
5439000	5/11/2002	146	146	0.1459	21.31	1401	11.8749%	Fecal		CFU/100 mL	200	283.2	86400	-	104,266.8
5439000	12/23/2008	146	146	0.1459	21.31	1401	11.8749%	Fecal		CFU/100 mL	200	283.2	86400	-	104,266.8
5439000	4/25/2009	146	146	0.1459	21.31	1401	11.8749%	Fecal		CFU/100 mL	200	283.2	86400	-	104,266.8
5439000	3/18/2013	146	146	0.1459	21.31	1401	11.8749%	Fecal		CFU/100 mL	200	283.2	86400	-	104,266.8
5439000	5/23/2018	146	146	0.1459	21.31	1401	11.8749%	Fecal		CFU/100 mL	200	283.2	86400	-	104,266.8
5439000	6/21/2018	146	146	0.1459	21.31	1401	11.8749%	Fecal		CFU/100 mL	200	283.2	86400	-	104,266.8
5439000	2/4/2019	146	146	0.1459	21.31	1401	11.8749%	Fecal		CFU/100 mL	200	283.2	86400	-	104,266.8
5439000	3/16/2021	146	146	0.1459	21.31	1401	11.8749%	Fecal		CFU/100 mL	200	283.2	86400	-	104,266.8
5439000	3/21/1990	145	145	0.1459	21.16	1413	11.9766%	Fecal		CFU/100 mL	200	283.2	86400	-	103,552.6
5439000	7/1/1990	145	145	0.1459	21.16	1413	11.9766%	Fecal		CFU/100 mL	200	283.2	86400	-	103,552.6
5439000	4/26/1993	145	145	0.1459	21.16	1413	11.9766%	Fecal		CFU/100 mL	200	283.2	86400	-	103,552.6
5439000	5/19/1997	145	145	0.1459	21.16	1413	11.9766%	Fecal		CFU/100 mL	200	283.2	86400	-	103,552.6
5439000	12/8/1998	145	145	0.1459	21.16	1413	11.9766%	Fecal		CFU/100 mL	200	283.2	86400	-	103,552.6
5439000	4/19/1999	145	145	0.1459	21.16	1413	11.9766%	Fecal		CFU/100 mL	200	283.2	86400	-	103,552.6
5439000	12/21/2006	145	145	0.1459	21.16	1413	11.9766%	Fecal		CFU/100 mL	200	283.2	86400	-	103,552.6
5439000	4/13/2007	145	145	0.1459	21.16	1413	11.9766%	Fecal		CFU/100 mL	200	283.2	86400	-	103,552.6
5439000	1/13/2008	145	145	0.1459	21.16	1413	11.9766%	Fecal		CFU/100 mL	200	283.2	86400	-	103,552.6
5439000	3/19/2010	145	145	0.1459	21.16	1413	11.9766%	Fecal		CFU/100 mL	200	283.2	86400	-	103,552.6
5439000	5/28/2015	145	145	0.1459	21.16	1413	11.9766%	Fecal		CFU/100 mL	200	283.2	86400	-	103,552.6
5439000	3/16/2016	145	145	0.1459	21.16	1413	11.9766%	Fecal		CFU/100 mL	200	283.2	86400	-	103,552.6
5439000	8/30/2016	145	145	0.1459	21.16	1413	11.9766%	Fecal		CFU/100 mL	200	283.2	86400	-	103,552.6
5439000	4/16/2019	145	145	0.1459	21.16	1413	11.9766%	Fecal		CFU/100 mL	200	283.2	86400	-	103,552.6
5439000	5/15/2019	145	145	0.1459	21.16	1413	11.9766%	Fecal		CFU/100 mL	200	283.2	86400	-	103,552.6
5439000	9/19/2019	145	145	0.1459	21.16	1413	11.9766%	Fecal		CFU/100 mL	200	283.2	86400	-	103,552.6
5439000	3/25/2021	145	145	0.1459	21.16	1413	11.9766%	Fecal		CFU/100 mL	200	283.2	86400	-	103,552.6
5439000	6/11/1999	144	144	0.1459	21.01	1430	12.1207%	Fecal		CFU/100 mL	200	283.2	86400	-	102,838.5
5439000	7/12/2000	144	144	0.1459	21.01	1430	12.1207%	Fecal		CFU/100 mL	200	283.2	86400	-	102,838.5
5439000	3/2/2001	144	144	0.1459	21.01	1430	12.1207%	Fecal		CFU/100 mL	200	283.2	86400	-	102,838.5
5439000	7/12/2007	144	144	0.1459	21.01	1430	12.1207%	Fecal		CFU/100 mL	200	283.2	86400	-	102,838.5
5439000	4/4/2008	144	144	0.1459	21.01	1430	12.1207%	Fecal		CFU/100 mL	200	283.2	86400	-	102,838.5
5439000	1/4/2009	144	144	0.1459	21.01	1430	12.1207%	Fecal		CFU/100 mL	200	283.2	86400	-	102,838.5
5439000	5/5/2009	144	144	0.1459	21.01	1430	12.1207%	Fecal		CFU/100 mL	200	283.2	86400	-	102,838.5
5439000	11/12/2011	144	144	0.1459	21.01	1430	12.1207%	Fecal		CFU/100 mL	200	283.2	86400	-	102,838.5
5439000	4/29/2013	144	144	0.1459	21.01	1430	12.1207%	Fecal		CFU/100 mL	200	283.2	86400	-	102,838.5
5439000	6/27/2015	144	144	0.1459	21.01	1430	12.1207%	Fecal		CFU/100 mL	200	283.2	86400	-	102,838.5
5439000	1/3/2019	144	144	0.1459	21.01	1430	12.1207%	Fecal		CFU/100 mL	200	283.2	86400	-	102,838.5

Gage ID	Date	Discharge (CFS)	Gage Discharge (less Surrogate NPDES) (CFS)	Watershed Area Ratio	Calculated flow (CFS)	Rank	Flow Exceedance %	Parameter	Results	Units (mg or micro_gram	Limit/Standard	100mL/CF	sec/day	Actual Load (million colonies/day)	Allowable Load (million colonies/day)
5439000	5/21/1990	143	143	0.1459	20.87	1441	12.2139%	Fecal		CFU/100 mL	200	283.2	86400	-	102,124.3
5439000	3/9/1992	143	143	0.1459	20.87	1441	12.2139%	Fecal		CFU/100 mL	200	283.2	86400	-	102,124.3
5439000	2/1/1993	143	143	0.1459	20.87	1441	12.2139%	Fecal		CFU/100 mL	200	283.2	86400	-	102,124.3
5439000	5/22/1996	143	143	0.1459	20.87	1441	12.2139%	Fecal		CFU/100 mL	200	283.2	86400	-	102,124.3
5439000	2/5/1999	143	143	0.1459	20.87	1441	12.2139%	Fecal		CFU/100 mL	200	283.2	86400	-	102,124.3
5439000	3/26/2004	143	143	0.1459	20.87	1441	12.2139%	Fecal		CFU/100 mL	200	283.2	86400	-	102,124.3
5439000	12/11/2008	143	143	0.1459	20.87	1441	12.2139%	Fecal		CFU/100 mL	200	283.2	86400	-	102,124.3
5439000	5/15/2017	143	143	0.1459	20.87	1441	12.2139%	Fecal		CFU/100 mL	200	283.2	86400	-	102,124.3
5439000	5/3/2020	143	143	0.1459	20.87	1441	12.2139%	Fecal		CFU/100 mL	200	283.2	86400	-	102,124.3
5439000	12/4/1990	142	142	0.1459	20.72	1450	12.2902%	Fecal		CFU/100 mL	200	283.2	86400	-	101,410.2
5439000	12/18/1990	142	142	0.1459	20.72	1450	12.2902%	Fecal		CFU/100 mL	200	283.2	86400	-	101,410.2
5439000	7/24/1993	142	142	0.1459	20.72	1450	12.2902%	Fecal		CFU/100 mL	200	283.2	86400	-	101,410.2
5439000	11/14/1994	142	142	0.1459	20.72	1450	12.2902%	Fecal		CFU/100 mL	200	283.2	86400	-	101,410.2
5439000	6/18/1999	142	142	0.1459	20.72	1450	12.2902%	Fecal		CFU/100 mL	200	283.2	86400	-	101,410.2
5439000	5/10/2000	142	142	0.1459	20.72	1450	12.2902%	Fecal		CFU/100 mL	200	283.2	86400	-	101,410.2
5439000	6/20/2000	142	142	0.1459	20.72	1450	12.2902%	Fecal		CFU/100 mL	200	283.2	86400	-	101,410.2
5439000	1/31/2001	142	142	0.1459	20.72	1450	12.2902%	Fecal		CFU/100 mL	200	283.2	86400	-	101,410.2
5439000	3/19/2009	142	142	0.1459	20.72	1450	12.2902%	Fecal		CFU/100 mL	200	283.2	86400	-	101,410.2
5439000	6/12/2009	142	142	0.1459	20.72	1450	12.2902%	Fecal		CFU/100 mL	200	283.2	86400	-	101,410.2
5439000	6/24/2016	142	142	0.1459	20.72	1450	12.2902%	Fecal		CFU/100 mL	200	283.2	86400	-	101,410.2
5439000	6/20/2018	142	142	0.1459	20.72	1450	12.2902%	Fecal		CFU/100 mL	200	283.2	86400	-	101,410.2
5439000	1/7/2019	142	142	0.1459	20.72	1450	12.2902%	Fecal		CFU/100 mL	200	283.2	86400	-	101,410.2
5439000	1/13/2020	142	142	0.1459	20.72	1450	12.2902%	Fecal		CFU/100 mL	200	283.2	86400	-	101,410.2
5439000	2/19/2022	142	142	0.1459	20.72	1450	12.2902%	Fecal		CFU/100 mL	200	283.2	86400	-	101,410.2
5439000	4/9/2022	142	142	0.1459	20.72	1450	12.2902%	Fecal		CFU/100 mL	200	283.2	86400	-	101,410.2
5439000	11/28/1994	141	141	0.1459	20.58	1466	12.4258%	Fecal		CFU/100 mL	200	283.2	86400	-	100,696.0
5439000	6/27/1996	141	141	0.1459	20.58	1466	12.4258%	Fecal		CFU/100 mL	200	283.2	86400	-	100,696.0
5439000	4/28/1998	141	141	0.1459	20.58	1466	12.4258%	Fecal		CFU/100 mL	200	283.2	86400	-	100,696.0
5439000	3/3/2001	141	141	0.1459	20.58	1466	12.4258%	Fecal		CFU/100 mL	200	283.2	86400	-	100,696.0
5439000	6/8/2004	141	141	0.1459	20.58	1466	12.4258%	Fecal		CFU/100 mL	200	283.2	86400	-	100,696.0
5439000	4/2/2007	141	141	0.1459	20.58	1466	12.4258%	Fecal		CFU/100 mL	200	283.2	86400	-	100,696.0
5439000	3/7/2009	141	141	0.1459	20.58	1466	12.4258%	Fecal		CFU/100 mL	200	283.2	86400	-	100,696.0
5439000	5/14/2015	141	141	0.1459	20.58	1466	12.4258%	Fecal		CFU/100 mL	200	283.2	86400	-	100,696.0
5439000	1/26/2017	141	141	0.1459	20.58	1466	12.4258%	Fecal		CFU/100 mL	200	283.2	86400	-	100,696.0
5439000	7/25/2017	141	141	0.1459	20.58	1466	12.4258%	Fecal		CFU/100 mL	200	283.2	86400	-	100,696.0
5439000	5/25/2020	141	141	0.1459	20.58	1466	12.4258%	Fecal		CFU/100 mL	200	283.2	86400	-	100,696.0
5439000	4/14/2022	141	141	0.1459	20.58	1466	12.4258%	Fecal		CFU/100 mL	200	283.2	86400	-	100,696.0
5439000	7/28/1993	140	140	0.1459	20.43	1478	12.5275%	Fecal		CFU/100 mL	200	283.2	86400	-	99,981.8
5439000	3/9/1994	140	140	0.1459	20.43	1478	12.5275%	Fecal		CFU/100 mL	200	283.2	86400	-	99,981.8
5439000	3/24/1994	140	140	0.1459	20.43	1478	12.5275%	Fecal		CFU/100 mL	200	283.2	86400	-	99,981.8
5439000	3/4/2001	140	140	0.1459	20.43	1478	12.5275%	Fecal		CFU/100 mL	200	283.2	86400	-	99,981.8
5439000	6/3/2007	140	140	0.1459	20.43	1478	12.5275%	Fecal		CFU/100 mL	200	283.2	86400	-	99,981.8
5439000	6/22/2009	140	140	0.1459	20.43	1478	12.5275%	Fecal		CFU/100 mL	200	283.2	86400	-	99,981.8
5439000	3/23/2014	140	140	0.1459	20.43	1478	12.5275%	Fecal		CFU/100 mL	200	283.2	86400	-	99,981.8
5439000	7/21/2017	140	140	0.1459	20.43	1478	12.5275%	Fecal		CFU/100 mL	200	283.2	86400	-	99,981.8
5439000	3/21/2021	140	140	0.1459	20.43	1478	12.5275%	Fecal		CFU/100 mL	200	283.2	86400	-	99,981.8
5439000	12/12/1991	139	139	0.1459	20.28	1487	12.6038%	Fecal		CFU/100 mL	200	283.2	86400	-	99,267.7
5439000	2/19/1992	139	139	0.1459	20.28	1487	12.6038%	Fecal		CFU/100 mL	200	283.2	86400	-	99,267.7
5439000	3/19/1999	139	139	0.1459	20.28	1487	12.6038%	Fecal		CFU/100 mL	200	283.2	86400	-	99,267.7
5439000	2/17/2001	139	139	0.1459	20.28	1487	12.6038%	Fecal		CFU/100 mL	200	283.2	86400	-	99,267.7
5439000	9/5/2007	139	139	0.1459	20.28	1487	12.6038%	Fecal		CFU/100 mL	200	283.2	86400	-	99,267.7
5439000	5/31/2008	139	139	0.1459	20.28	1487	12.6038%	Fecal		CFU/100 mL	200	283.2	86400	-	99,267.7
5439000	6/26/2010	139	139	0.1459	20.28	1487	12.6038%	Fecal		CFU/100 mL	200	283.2	86400	-	99,267.7
5439000	1/3/2011	139	139	0.1459	20.28	1487	12.6038%	Fecal		CFU/100 mL	200	283.2	86400	-	99,267.7
5439000	3/4/2011	139	139	0.1459	20.28	1487	12.6038%	Fecal		CFU/100 mL	200	283.2	86400	-	99,267.7
5439000	7/7/2014	139	139	0.1459	20.28	1487	12.6038%	Fecal		CFU/100 mL	200	283.2	86400	-	99,267.7
5439000	5/26/2015	139	139	0.1459	20.28	1487	12.6038%	Fecal		CFU/100 mL	200	283.2	86400	-	99,267.7
5439000	12/5/2015	139	139	0.1459	20.28	1487	12.6038%	Fecal		CFU/100 mL	200	283.2	86400	-	99,267.7
5439000	1/11/2016	139	139	0.1459	20.28	1487	12.6038%	Fecal		CFU/100 mL	200	283.2	86400	-	99,267.7
5439000	4/19/2017	139	139	0.1459	20.28	1487	12.6038%	Fecal		CFU/100 mL	200	283.2	86400	-	99,267.7
5439000	8/4/1990	138	138	0.1459	20.14	1501	12.7225%	Fecal		CFU/100 mL	200	283.2	86400	-	98,553.5
5439000	4/17/1992	138	138	0.1459	20.14	1501	12.7225%	Fecal		CFU/100 mL	200	283.2	86400	-	98,553.5
5439000	5/8/1995	138	138	0.1459	20.14	1501	12.7225%	Fecal		CFU/100 mL	200	283.2	86400	-	98,553.5
5439000	1/9/1998	138	138	0.1459	20.14	1501	12.7225%	Fecal		CFU/100 mL	200	283.2	86400	-	98,553.5
5439000	5/15/1998	138	138	0.1459	20.14	1501	12.7225%	Fecal		CFU/100 mL	200	283.2	86400	-	98,553.5
5439000	10/20/1998	138	138	0.1459	20.14	1501	12.7225%	Fecal		CFU/100 mL	200	283.2	86400	-	98,553.5
5439000	2/1/2001	138	138	0.1459	20.14	1501	12.7225%	Fecal		CFU/100 mL	200	283.2	86400	-	98,553.5
5439000	3/8/2004	138	138	0.1459	20.14	1501	12.7225%	Fecal		CFU/100 mL	200	283.2	86400	-	98,553.5
5439000	12/16/2006	138	138	0.1459	20.14	1501	12.7225%	Fecal		CFU/100 mL	200	283.2	86400	-	98,553.5
5439000	3/29/2007	138	138	0.1459	20.14	1501	12.7225%	Fecal		CFU/100 mL	200	283.2	86400	-	98,553.5
5439000	4/3/2007	138	138	0.1459	20.14	1501	12.7225%	Fecal		CFU/100 mL	200	283.2	86400	-	98,553.5
5439000	3/16/2008	138	138	0.1459	20.14	1501	12.7225%	Fecal		CFU/100 mL	200	283.2	86400	-	98,553.5
5439000	5/15/2008	138	138	0.1459	20.14	1501	12.7225%	Fecal		CFU/100 mL	200	283.2	86400	-	98,553.5
5439000	4/19/2009	138	138	0.1459	20.14	1501	12.7225%	Fecal		CFU/100 mL	200	283.2	86400	-	98,553.5
5439000	11/5/2009	138	138	0.1459	20.14	1501	12.7225%	Fecal		CFU/100 mL	200	283.2	86400	-	98,553.5
5439000	12/19/2011	138	138	0.1459	20.14	1501	12.7225%	Fecal		CFU/100 mL	200	283.2	86400	-	98,553.5
5439000	5/16/2015	138	138	0.1459	20.14	1501	12.7225%	Fecal		CFU/100 mL	200	283.2	86400	-	98,553.5
5439000	11/30/2016	138	138	0.1459	20.14	1501	12.7225%	Fecal		CFU/100 mL	200	283.2	86400	-	98,553.5
5439000	1/24/2017	138	138	0.1459	20.14	1501	12.7225%	Fecal		CFU/100 mL	200	283.2	86400	-	98,553.5
5439000	1/25/2017	138	138	0.1459	20.14	1501	12.7225%	Fecal		CFU/100 mL	200	283.2	86400	-	98,553.5
5439000	10/10/2019	138	138	0.1459	20.14	1501	12.7225%	Fecal		CFU/100 mL	200	283.2	86400	-	98,553.5
5439000	11/6/2019	138	138	0.1459	20.14	1501	12.7225%	Fecal		CFU/100 mL	200	283.2	86400	-	98,553.5
5439000	9/10/1992	137	137	0.1459	19.99	1523	12.9090%	Fecal		CFU/100 mL	200	283.2	86400	-	97,839.4
5439000	12/1/1992	137	137	0.1459	19.99	1523	12.9090%	Fecal		CFU/100 mL	200	283.2	86400	-	97,839.4
5439000	5/1/2007	137	137	0.1459	19.99	1523	12.9090%	Fecal		CFU/100 mL	200	283.2	86400	-	97,839.4
5439000	9/24/2008	137	137	0.1459	19.99	1523	12.9090%	Fecal		CFU/100 mL	200	283.2	86400	-	97,839.4
5439000	1/1/2010	137	137	0.1459	19.99	1523	12.9090%	Fecal		CFU/100 mL	200	283.2	86400	-	97,839.4
5439000	1/28/2010	137	137	0.1459	19.99	1523	12.9090%	Fecal		CFU/100 mL	200	283.2	86400	-	97,839.4
5439000	7/6/2016	137	137	0.1459	19.99	1523	12.9090%	Fecal		CFU/100 mL	200	283.2	86400	-	97,839.4
5439000	3/2/2017	137	137	0.1459	19.99	1523	12.9090%	Fecal		CFU/100 mL	200	283.2	86400	-	97,839.4

Gage ID	Date	Discharge (CFS)	Gage Discharge (less Surrogate NPDES) (CFS)	Watershed Area Ratio	Calculated flow (CFS)	Rank	Flow Exceedance %	Parameter	Results	Units (mg or micro_gram	Limit/Standard	100mL/CF	sec/day	Actual Load (million colonies/day)	Allowable Load (million colonies/day)
5439000	5/28/2017	137	137	0.1459	19.99	1523	12.9090%	Fecal		CFU/100 mL	200	283.2	86400	-	97,839.4
5439000	3/20/2019	137	137	0.1459	19.99	1523	12.9090%	Fecal		CFU/100 mL	200	283.2	86400	-	97,839.4
5439000	11/13/1994	136	136	0.1459	19.85	1533	12.9937%	Fecal		CFU/100 mL	200	283.2	86400	-	97,125.2
5439000	6/7/1995	136	136	0.1459	19.85	1533	12.9937%	Fecal		CFU/100 mL	200	283.2	86400	-	97,125.2
5439000	11/10/1995	136	136	0.1459	19.85	1533	12.9937%	Fecal		CFU/100 mL	200	283.2	86400	-	97,125.2
5439000	8/12/1996	136	136	0.1459	19.85	1533	12.9937%	Fecal		CFU/100 mL	200	283.2	86400	-	97,125.2
5439000	5/22/2002	136	136	0.1459	19.85	1533	12.9937%	Fecal		CFU/100 mL	200	283.2	86400	-	97,125.2
5439000	7/18/2007	136	136	0.1459	19.85	1533	12.9937%	Fecal		CFU/100 mL	200	283.2	86400	-	97,125.2
5439000	5/1/2011	136	136	0.1459	19.85	1533	12.9937%	Fecal		CFU/100 mL	200	283.2	86400	-	97,125.2
5439000	3/15/2021	136	136	0.1459	19.85	1533	12.9937%	Fecal		CFU/100 mL	200	283.2	86400	-	97,125.2
5439000	11/16/1992	135	135	0.1459	19.70	1541	13.0615%	Fecal		CFU/100 mL	200	283.2	86400	-	96,411.1
5439000	7/3/1993	135	135	0.1459	19.70	1541	13.0615%	Fecal		CFU/100 mL	200	283.2	86400	-	96,411.1
5439000	4/21/1999	135	135	0.1459	19.70	1541	13.0615%	Fecal		CFU/100 mL	200	283.2	86400	-	96,411.1
5439000	2/18/2001	135	135	0.1459	19.70	1541	13.0615%	Fecal		CFU/100 mL	200	283.2	86400	-	96,411.1
5439000	3/24/2001	135	135	0.1459	19.70	1541	13.0615%	Fecal		CFU/100 mL	200	283.2	86400	-	96,411.1
5439000	6/13/2002	135	135	0.1459	19.70	1541	13.0615%	Fecal		CFU/100 mL	200	283.2	86400	-	96,411.1
5439000	3/18/2007	135	135	0.1459	19.70	1541	13.0615%	Fecal		CFU/100 mL	200	283.2	86400	-	96,411.1
5439000	12/25/2008	135	135	0.1459	19.70	1541	13.0615%	Fecal		CFU/100 mL	200	283.2	86400	-	96,411.1
5439000	4/7/2009	135	135	0.1459	19.70	1541	13.0615%	Fecal		CFU/100 mL	200	283.2	86400	-	96,411.1
5439000	6/20/2009	135	135	0.1459	19.70	1541	13.0615%	Fecal		CFU/100 mL	200	283.2	86400	-	96,411.1
5439000	11/26/2009	135	135	0.1459	19.70	1541	13.0615%	Fecal		CFU/100 mL	200	283.2	86400	-	96,411.1
5439000	11/27/2009	135	135	0.1459	19.70	1541	13.0615%	Fecal		CFU/100 mL	200	283.2	86400	-	96,411.1
5439000	3/2/2012	135	135	0.1459	19.70	1541	13.0615%	Fecal		CFU/100 mL	200	283.2	86400	-	96,411.1
5439000	6/30/2018	135	135	0.1459	19.70	1541	13.0615%	Fecal		CFU/100 mL	200	283.2	86400	-	96,411.1
5439000	2/9/1990	134	134	0.1459	19.56	1555	13.1802%	Fecal		CFU/100 mL	200	283.2	86400	-	95,696.9
5439000	7/21/1990	134	134	0.1459	19.56	1555	13.1802%	Fecal		CFU/100 mL	200	283.2	86400	-	95,696.9
5439000	4/11/1991	134	134	0.1459	19.56	1555	13.1802%	Fecal		CFU/100 mL	200	283.2	86400	-	95,696.9
5439000	5/6/1991	134	134	0.1459	19.56	1555	13.1802%	Fecal		CFU/100 mL	200	283.2	86400	-	95,696.9
5439000	12/2/1991	134	134	0.1459	19.56	1555	13.1802%	Fecal		CFU/100 mL	200	283.2	86400	-	95,696.9
5439000	5/9/1993	134	134	0.1459	19.56	1555	13.1802%	Fecal		CFU/100 mL	200	283.2	86400	-	95,696.9
5439000	6/25/1993	134	134	0.1459	19.56	1555	13.1802%	Fecal		CFU/100 mL	200	283.2	86400	-	95,696.9
5439000	12/28/1994	134	134	0.1459	19.56	1555	13.1802%	Fecal		CFU/100 mL	200	283.2	86400	-	95,696.9
5439000	8/2/1996	134	134	0.1459	19.56	1555	13.1802%	Fecal		CFU/100 mL	200	283.2	86400	-	95,696.9
5439000	5/2/1999	134	134	0.1459	19.56	1555	13.1802%	Fecal		CFU/100 mL	200	283.2	86400	-	95,696.9
5439000	3/12/2002	134	134	0.1459	19.56	1555	13.1802%	Fecal		CFU/100 mL	200	283.2	86400	-	95,696.9
5439000	4/12/2007	134	134	0.1459	19.56	1555	13.1802%	Fecal		CFU/100 mL	200	283.2	86400	-	95,696.9
5439000	5/19/2010	134	134	0.1459	19.56	1555	13.1802%	Fecal		CFU/100 mL	200	283.2	86400	-	95,696.9
5439000	2/23/2011	134	134	0.1459	19.56	1555	13.1802%	Fecal		CFU/100 mL	200	283.2	86400	-	95,696.9
5439000	7/4/2013	134	134	0.1459	19.56	1555	13.1802%	Fecal		CFU/100 mL	200	283.2	86400	-	95,696.9
5439000	5/18/2015	134	134	0.1459	19.56	1555	13.1802%	Fecal		CFU/100 mL	200	283.2	86400	-	95,696.9
5439000	3/17/2016	134	134	0.1459	19.56	1555	13.1802%	Fecal		CFU/100 mL	200	283.2	86400	-	95,696.9
5439000	3/31/2016	134	134	0.1459	19.56	1555	13.1802%	Fecal		CFU/100 mL	200	283.2	86400	-	95,696.9
5439000	6/1/2016	134	134	0.1459	19.56	1555	13.1802%	Fecal		CFU/100 mL	200	283.2	86400	-	95,696.9
5439000	1/19/2017	134	134	0.1459	19.56	1555	13.1802%	Fecal		CFU/100 mL	200	283.2	86400	-	95,696.9
5439000	4/4/2020	134	134	0.1459	19.56	1555	13.1802%	Fecal		CFU/100 mL	200	283.2	86400	-	95,696.9
5439000	5/17/1990	133	133	0.1459	19.41	1576	13.3582%	Fecal		CFU/100 mL	200	283.2	86400	-	94,982.8
5439000	12/14/1991	133	133	0.1459	19.41	1576	13.3582%	Fecal		CFU/100 mL	200	283.2	86400	-	94,982.8
5439000	3/10/1992	133	133	0.1459	19.41	1576	13.3582%	Fecal		CFU/100 mL	200	283.2	86400	-	94,982.8
5439000	4/27/1993	133	133	0.1459	19.41	1576	13.3582%	Fecal		CFU/100 mL	200	283.2	86400	-	94,982.8
5439000	4/29/1998	133	133	0.1459	19.41	1576	13.3582%	Fecal		CFU/100 mL	200	283.2	86400	-	94,982.8
5439000	6/8/2001	133	133	0.1459	19.41	1576	13.3582%	Fecal		CFU/100 mL	200	283.2	86400	-	94,982.8
5439000	12/25/2006	133	133	0.1459	19.41	1576	13.3582%	Fecal		CFU/100 mL	200	283.2	86400	-	94,982.8
5439000	4/14/2007	133	133	0.1459	19.41	1576	13.3582%	Fecal		CFU/100 mL	200	283.2	86400	-	94,982.8
5439000	4/13/2013	133	133	0.1459	19.41	1576	13.3582%	Fecal		CFU/100 mL	200	283.2	86400	-	94,982.8
5439000	1/22/2018	133	133	0.1459	19.41	1576	13.3582%	Fecal		CFU/100 mL	200	283.2	86400	-	94,982.8
5439000	3/21/2019	133	133	0.1459	19.41	1576	13.3582%	Fecal		CFU/100 mL	200	283.2	86400	-	94,982.8
5439000	1/1/2020	133	133	0.1459	19.41	1576	13.3582%	Fecal		CFU/100 mL	200	283.2	86400	-	94,982.8
5439000	2/7/1991	132	132	0.1459	19.26	1588	13.4599%	Fecal		CFU/100 mL	200	283.2	86400	-	94,268.6
5439000	4/5/1998	132	132	0.1459	19.26	1588	13.4599%	Fecal		CFU/100 mL	200	283.2	86400	-	94,268.6
5439000	10/25/2001	132	132	0.1459	19.26	1588	13.4599%	Fecal		CFU/100 mL	200	283.2	86400	-	94,268.6
5439000	5/23/2002	132	132	0.1459	19.26	1588	13.4599%	Fecal		CFU/100 mL	200	283.2	86400	-	94,268.6
5439000	6/16/2004	132	132	0.1459	19.26	1588	13.4599%	Fecal		CFU/100 mL	200	283.2	86400	-	94,268.6
5439000	3/31/2007	132	132	0.1459	19.26	1588	13.4599%	Fecal		CFU/100 mL	200	283.2	86400	-	94,268.6
5439000	8/3/2010	132	132	0.1459	19.26	1588	13.4599%	Fecal		CFU/100 mL	200	283.2	86400	-	94,268.6
5439000	6/17/2011	132	132	0.1459	19.26	1588	13.4599%	Fecal		CFU/100 mL	200	283.2	86400	-	94,268.6
5439000	12/4/2011	132	132	0.1459	19.26	1588	13.4599%	Fecal		CFU/100 mL	200	283.2	86400	-	94,268.6
5439000	5/25/2015	132	132	0.1459	19.26	1588	13.4599%	Fecal		CFU/100 mL	200	283.2	86400	-	94,268.6
5439000	7/20/2017	132	132	0.1459	19.26	1588	13.4599%	Fecal		CFU/100 mL	200	283.2	86400	-	94,268.6
5439000	10/24/2017	132	132	0.1459	19.26	1588	13.4599%	Fecal		CFU/100 mL	200	283.2	86400	-	94,268.6
5439000	10/22/2019	132	132	0.1459	19.26	1588	13.4599%	Fecal		CFU/100 mL	200	283.2	86400	-	94,268.6
5439000	3/17/2021	132	132	0.1459	19.26	1588	13.4599%	Fecal		CFU/100 mL	200	283.2	86400	-	94,268.6
5439000	3/24/2021	132	132	0.1459	19.26	1588	13.4599%	Fecal		CFU/100 mL	200	283.2	86400	-	94,268.6
5439000	5/7/1990	131	131	0.1459	19.12	1603	13.5870%	Fecal		CFU/100 mL	200	283.2	86400	-	93,554.4
5439000	8/30/1993	131	131	0.1459	19.12	1603	13.5870%	Fecal		CFU/100 mL	200	283.2	86400	-	93,554.4
5439000	6/16/1998	131	131	0.1459	19.12	1603	13.5870%	Fecal		CFU/100 mL	200	283.2	86400	-	93,554.4
5439000	11/10/2000	131	131	0.1459	19.12	1603	13.5870%	Fecal		CFU/100 mL	200	283.2	86400	-	93,554.4
5439000	5/17/2003	131	131	0.1459	19.12	1603	13.5870%	Fecal		CFU/100 mL	200	283.2	86400	-	93,554.4
5439000	3/2/2009	131	131	0.1459	19.12	1603	13.5870%	Fecal		CFU/100 mL	200	283.2	86400	-	93,554.4
5439000	3/13/2011	131	131	0.1459	19.12	1603	13.5870%	Fecal		CFU/100 mL	200	283.2	86400	-	93,554.4
5439000	1/30/2013	131	131	0.1459	19.12	1603	13.5870%	Fecal		CFU/100 mL	200	283.2	86400	-	93,554.4
5439000	6/8/2019	131	131	0.1459	19.12	1603	13.5870%	Fecal		CFU/100 mL	200	283.2	86400	-	93,554.4
5439000	10/26/2019	131	131	0.1459	19.12	1603	13.5870%	Fecal		CFU/100 mL	200	283.2	86400	-	93,554.4
5439000	3/25/1991	130	130	0.1459	18.97	1613	13.6718%	Fecal		CFU/100 mL	200	283.2	86400	-	92,840.3
5439000	1/5/1995	130	130	0.1459	18.97	1613	13.6718%	Fecal		CFU/100 mL	200	283.2	86400	-	92,840.3
5439000	2/20/1995	130	130	0.1459	18.97	1613	13.6718%	Fecal		CFU/100 mL	200	283.2	86400	-	92,840.3
5439000	6/19/1998	130	130	0.1459	18.97	1613	13.6718%	Fecal		CFU/100 mL	200	283.2	86400	-	92,840.3
5439000	5/7/2003	130	130	0.1459	18.97	1613	13.6718%	Fecal		CFU/100 mL	200	283.2	86400	-	92,840.3
5439000	4/2/2004	130	130	0.1459	18.97	1613	13.6718%	Fecal		CFU/100 mL	200	283.2	86400	-	92,840.3
5439000	1/15/2005	130	130	0.1459	18.97	1613	13.6718%	Fecal		CFU/100 mL	200	283.2	86400	-	92,840.3
5439000	11/30/2006	130	130	0.1459	18.97	1613	13.6718%	Fecal		CFU/100 mL	200	283.2	86400	-	92,840.3

Gage ID	Date	Discharge (CFS)	Gage Discharge (less Surrogate NPDES) (CFS)	Watershed Area Ratio	Calculated flow (CFS)	Rank	Flow Exceedance %	Parameter	Results	Units (mg or micro_gram	Limit/Standard	100mL/CF	sec/day	Actual Load (million colonies/day)	Allowable Load (million colonies/day)
5439000	3/7/2007	130	130	0.1459	18.97	1613	13.6718%	Fecal		CFU/100 mL	200	283.2	86400	-	92,840.3
5439000	3/19/2007	130	130	0.1459	18.97	1613	13.6718%	Fecal		CFU/100 mL	200	283.2	86400	-	92,840.3
5439000	8/19/2007	130	130	0.1459	18.97	1613	13.6718%	Fecal		CFU/100 mL	200	283.2	86400	-	92,840.3
5439000	6/13/2008	130	130	0.1459	18.97	1613	13.6718%	Fecal		CFU/100 mL	200	283.2	86400	-	92,840.3
5439000	3/23/2011	130	130	0.1459	18.97	1613	13.6718%	Fecal		CFU/100 mL	200	283.2	86400	-	92,840.3
5439000	1/3/2016	130	130	0.1459	18.97	1613	13.6718%	Fecal		CFU/100 mL	200	283.2	86400	-	92,840.3
5439000	6/16/2019	130	130	0.1459	18.97	1613	13.6718%	Fecal		CFU/100 mL	200	283.2	86400	-	92,840.3
5439000	11/22/2019	130	130	0.1459	18.97	1613	13.6718%	Fecal		CFU/100 mL	200	283.2	86400	-	92,840.3
5439000	11/15/1994	129	129	0.1459	18.83	1629	13.8074%	Fecal		CFU/100 mL	200	283.2	86400	-	92,126.1
5439000	5/17/1995	129	129	0.1459	18.83	1629	13.8074%	Fecal		CFU/100 mL	200	283.2	86400	-	92,126.1
5439000	5/10/1997	129	129	0.1459	18.83	1629	13.8074%	Fecal		CFU/100 mL	200	283.2	86400	-	92,126.1
5439000	4/14/1998	129	129	0.1459	18.83	1629	13.8074%	Fecal		CFU/100 mL	200	283.2	86400	-	92,126.1
5439000	5/2/1998	129	129	0.1459	18.83	1629	13.8074%	Fecal		CFU/100 mL	200	283.2	86400	-	92,126.1
5439000	4/24/2000	129	129	0.1459	18.83	1629	13.8074%	Fecal		CFU/100 mL	200	283.2	86400	-	92,126.1
5439000	2/20/2001	129	129	0.1459	18.83	1629	13.8074%	Fecal		CFU/100 mL	200	283.2	86400	-	92,126.1
5439000	2/22/2002	129	129	0.1459	18.83	1629	13.8074%	Fecal		CFU/100 mL	200	283.2	86400	-	92,126.1
5439000	3/30/2007	129	129	0.1459	18.83	1629	13.8074%	Fecal		CFU/100 mL	200	283.2	86400	-	92,126.1
5439000	12/22/2008	129	129	0.1459	18.83	1629	13.8074%	Fecal		CFU/100 mL	200	283.2	86400	-	92,126.1
5439000	5/20/2009	129	129	0.1459	18.83	1629	13.8074%	Fecal		CFU/100 mL	200	283.2	86400	-	92,126.1
5439000	6/6/2011	129	129	0.1459	18.83	1629	13.8074%	Fecal		CFU/100 mL	200	283.2	86400	-	92,126.1
5439000	5/15/2015	129	129	0.1459	18.83	1629	13.8074%	Fecal		CFU/100 mL	200	283.2	86400	-	92,126.1
5439000	6/13/2015	129	129	0.1459	18.83	1629	13.8074%	Fecal		CFU/100 mL	200	283.2	86400	-	92,126.1
5439000	7/29/2017	129	129	0.1459	18.83	1629	13.8074%	Fecal		CFU/100 mL	200	283.2	86400	-	92,126.1
5439000	10/18/2017	129	129	0.1459	18.83	1629	13.8074%	Fecal		CFU/100 mL	200	283.2	86400	-	92,126.1
5439000	3/5/2018	129	129	0.1459	18.83	1629	13.8074%	Fecal		CFU/100 mL	200	283.2	86400	-	92,126.1
5439000	3/26/2021	129	129	0.1459	18.83	1629	13.8074%	Fecal		CFU/100 mL	200	283.2	86400	-	92,126.1
5439000	3/23/1990	128	128	0.1459	18.68	1647	13.9600%	Fecal		CFU/100 mL	200	283.2	86400	-	91,412.0
5439000	6/13/1991	128	128	0.1459	18.68	1647	13.9600%	Fecal		CFU/100 mL	200	283.2	86400	-	91,412.0
5439000	2/18/1992	128	128	0.1459	18.68	1647	13.9600%	Fecal		CFU/100 mL	200	283.2	86400	-	91,412.0
5439000	6/14/1996	128	128	0.1459	18.68	1647	13.9600%	Fecal		CFU/100 mL	200	283.2	86400	-	91,412.0
5439000	3/23/1998	128	128	0.1459	18.68	1647	13.9600%	Fecal		CFU/100 mL	200	283.2	86400	-	91,412.0
5439000	5/19/1998	128	128	0.1459	18.68	1647	13.9600%	Fecal		CFU/100 mL	200	283.2	86400	-	91,412.0
5439000	6/6/1999	128	128	0.1459	18.68	1647	13.9600%	Fecal		CFU/100 mL	200	283.2	86400	-	91,412.0
5439000	3/2/2008	128	128	0.1459	18.68	1647	13.9600%	Fecal		CFU/100 mL	200	283.2	86400	-	91,412.0
5439000	5/30/2009	128	128	0.1459	18.68	1647	13.9600%	Fecal		CFU/100 mL	200	283.2	86400	-	91,412.0
5439000	6/2/2009	128	128	0.1459	18.68	1647	13.9600%	Fecal		CFU/100 mL	200	283.2	86400	-	91,412.0
5439000	3/20/2010	128	128	0.1459	18.68	1647	13.9600%	Fecal		CFU/100 mL	200	283.2	86400	-	91,412.0
5439000	3/3/2011	128	128	0.1459	18.68	1647	13.9600%	Fecal		CFU/100 mL	200	283.2	86400	-	91,412.0
5439000	6/28/2015	128	128	0.1459	18.68	1647	13.9600%	Fecal		CFU/100 mL	200	283.2	86400	-	91,412.0
5439000	12/20/2015	128	128	0.1459	18.68	1647	13.9600%	Fecal		CFU/100 mL	200	283.2	86400	-	91,412.0
5439000	4/2/2016	128	128	0.1459	18.68	1647	13.9600%	Fecal		CFU/100 mL	200	283.2	86400	-	91,412.0
5439000	5/21/2016	128	128	0.1459	18.68	1647	13.9600%	Fecal		CFU/100 mL	200	283.2	86400	-	91,412.0
5439000	4/5/2022	128	128	0.1459	18.68	1647	13.9600%	Fecal		CFU/100 mL	200	283.2	86400	-	91,412.0
5439000	5/9/1990	127	127	0.1459	18.53	1664	14.1041%	Fecal		CFU/100 mL	200	283.2	86400	-	90,697.8
5439000	2/26/1992	127	127	0.1459	18.53	1664	14.1041%	Fecal		CFU/100 mL	200	283.2	86400	-	90,697.8
5439000	4/28/1993	127	127	0.1459	18.53	1664	14.1041%	Fecal		CFU/100 mL	200	283.2	86400	-	90,697.8
5439000	5/18/1995	127	127	0.1459	18.53	1664	14.1041%	Fecal		CFU/100 mL	200	283.2	86400	-	90,697.8
5439000	2/15/1998	127	127	0.1459	18.53	1664	14.1041%	Fecal		CFU/100 mL	200	283.2	86400	-	90,697.8
5439000	7/5/2000	127	127	0.1459	18.53	1664	14.1041%	Fecal		CFU/100 mL	200	283.2	86400	-	90,697.8
5439000	5/21/2003	127	127	0.1459	18.53	1664	14.1041%	Fecal		CFU/100 mL	200	283.2	86400	-	90,697.8
5439000	2/17/2005	127	127	0.1459	18.53	1664	14.1041%	Fecal		CFU/100 mL	200	283.2	86400	-	90,697.8
5439000	12/26/2008	127	127	0.1459	18.53	1664	14.1041%	Fecal		CFU/100 mL	200	283.2	86400	-	90,697.8
5439000	6/17/2009	127	127	0.1459	18.53	1664	14.1041%	Fecal		CFU/100 mL	200	283.2	86400	-	90,697.8
5439000	3/24/2011	127	127	0.1459	18.53	1664	14.1041%	Fecal		CFU/100 mL	200	283.2	86400	-	90,697.8
5439000	3/7/2012	127	127	0.1459	18.53	1664	14.1041%	Fecal		CFU/100 mL	200	283.2	86400	-	90,697.8
5439000	5/10/2012	127	127	0.1459	18.53	1664	14.1041%	Fecal		CFU/100 mL	200	283.2	86400	-	90,697.8
5439000	6/15/2013	127	127	0.1459	18.53	1664	14.1041%	Fecal		CFU/100 mL	200	283.2	86400	-	90,697.8
5439000	3/17/2015	127	127	0.1459	18.53	1664	14.1041%	Fecal		CFU/100 mL	200	283.2	86400	-	90,697.8
5439000	3/27/2021	127	127	0.1459	18.53	1664	14.1041%	Fecal		CFU/100 mL	200	283.2	86400	-	90,697.8
5439000	2/8/1990	126	126	0.1459	18.39	1680	14.2397%	Fecal		CFU/100 mL	200	283.2	86400	-	89,983.7
5439000	12/12/1990	126	126	0.1459	18.39	1680	14.2397%	Fecal		CFU/100 mL	200	283.2	86400	-	89,983.7
5439000	4/1/1991	126	126	0.1459	18.39	1680	14.2397%	Fecal		CFU/100 mL	200	283.2	86400	-	89,983.7
5439000	4/20/1991	126	126	0.1459	18.39	1680	14.2397%	Fecal		CFU/100 mL	200	283.2	86400	-	89,983.7
5439000	12/11/1991	126	126	0.1459	18.39	1680	14.2397%	Fecal		CFU/100 mL	200	283.2	86400	-	89,983.7
5439000	12/21/1992	126	126	0.1459	18.39	1680	14.2397%	Fecal		CFU/100 mL	200	283.2	86400	-	89,983.7
5439000	2/27/1998	126	126	0.1459	18.39	1680	14.2397%	Fecal		CFU/100 mL	200	283.2	86400	-	89,983.7
5439000	2/28/1998	126	126	0.1459	18.39	1680	14.2397%	Fecal		CFU/100 mL	200	283.2	86400	-	89,983.7
5439000	5/19/1999	126	126	0.1459	18.39	1680	14.2397%	Fecal		CFU/100 mL	200	283.2	86400	-	89,983.7
5439000	6/1/1999	126	126	0.1459	18.39	1680	14.2397%	Fecal		CFU/100 mL	200	283.2	86400	-	89,983.7
5439000	3/25/2004	126	126	0.1459	18.39	1680	14.2397%	Fecal		CFU/100 mL	200	283.2	86400	-	89,983.7
5439000	6/9/2004	126	126	0.1459	18.39	1680	14.2397%	Fecal		CFU/100 mL	200	283.2	86400	-	89,983.7
5439000	3/8/2007	126	126	0.1459	18.39	1680	14.2397%	Fecal		CFU/100 mL	200	283.2	86400	-	89,983.7
5439000	4/17/2008	126	126	0.1459	18.39	1680	14.2397%	Fecal		CFU/100 mL	200	283.2	86400	-	89,983.7
5439000	2/7/2009	126	126	0.1459	18.39	1680	14.2397%	Fecal		CFU/100 mL	200	283.2	86400	-	89,983.7
5439000	2/15/2009	126	126	0.1459	18.39	1680	14.2397%	Fecal		CFU/100 mL	200	283.2	86400	-	89,983.7
5439000	3/20/2009	126	126	0.1459	18.39	1680	14.2397%	Fecal		CFU/100 mL	200	283.2	86400	-	89,983.7
5439000	5/13/2009	126	126	0.1459	18.39	1680	14.2397%	Fecal		CFU/100 mL	200	283.2	86400	-	89,983.7
5439000	8/6/2010	126	126	0.1459	18.39	1680	14.2397%	Fecal		CFU/100 mL	200	283.2	86400	-	89,983.7
5439000	5/20/2011	126	126	0.1459	18.39	1680	14.2397%	Fecal		CFU/100 mL	200	283.2	86400	-	89,983.7
5439000	5/3/2013	126	126	0.1459	18.39	1680	14.2397%	Fecal		CFU/100 mL	200	283.2	86400	-	89,983.7
5439000	5/29/2015	126	126	0.1459	18.39	1680	14.2397%	Fecal		CFU/100 mL	200	283.2	86400	-	89,983.7
5439000	7/18/2015	126	126	0.1459	18.39	1680	14.2397%	Fecal		CFU/100 mL	200	283.2	86400	-	89,983.7
5439000	5/8/2017	126	126	0.1459	18.39	1680	14.2397%	Fecal		CFU/100 mL	200	283.2	86400	-	89,983.7
5439000	1/18/1995	125	125	0.1459	18.24	1704	14.4431%	Fecal		CFU/100 mL	200	283.2	86400	-	89,269.5
5439000	4/16/1995	125	125	0.1459	18.24	1704	14.4431%	Fecal		CFU/100 mL	200	283.2	86400	-	89,269.5
5439000	6/16/1996	125	125	0.1459	18.24	1704	14.4431%	Fecal		CFU/100 mL	200	283.2	86400	-	89,269.5
5439000	3/7/1997	125	125	0.1459	18.24	1704	14.4431%	Fecal		CFU/100 mL	200	283.2	86400	-	89,269.5
5439000	5/9/1999	125	125	0.1459	18.24	1704	14.4431%	Fecal		CFU/100 mL	200	283.2	86400	-	89,269.5
5439000	4/13/2002	125	125	0.1459	18.24	1704	14.4431%	Fecal		CFU/100 mL	200	283.2	86400	-	89,269.5
5439000	3/21/2010	125	125	0.1459	18.24	1704	14.4431%	Fecal		CFU/100 mL	200	283.2	86400	-	89,269.5

Gage ID	Date	Discharge (CFS)	Gage Discharge (less Surrogate NPDES) (CFS)	Watershed Area Ratio	Calculated flow (CFS)	Rank	Flow Exceedance %	Parameter	Results	Units (mg or micro_gram	Limit/Standard	100mL/CF	sec/day	Actual Load (million colonies/day)	Allowable Load (million colonies/day)
5439000	6/29/2010	125	125	0.1459	18.24	1704	14.4431%	Fecal		CFU/100 mL	200	283.2	86400	-	89,269.5
5439000	4/30/2013	125	125	0.1459	18.24	1704	14.4431%	Fecal		CFU/100 mL	200	283.2	86400	-	89,269.5
5439000	6/26/2014	125	125	0.1459	18.24	1704	14.4431%	Fecal		CFU/100 mL	200	283.2	86400	-	89,269.5
5439000	11/22/2015	125	125	0.1459	18.24	1704	14.4431%	Fecal		CFU/100 mL	200	283.2	86400	-	89,269.5
5439000	5/6/2016	125	125	0.1459	18.24	1704	14.4431%	Fecal		CFU/100 mL	200	283.2	86400	-	89,269.5
5439000	12/28/2016	125	125	0.1459	18.24	1704	14.4431%	Fecal		CFU/100 mL	200	283.2	86400	-	89,269.5
5439000	1/16/2017	125	125	0.1459	18.24	1704	14.4431%	Fecal		CFU/100 mL	200	283.2	86400	-	89,269.5
5439000	5/16/2017	125	125	0.1459	18.24	1704	14.4431%	Fecal		CFU/100 mL	200	283.2	86400	-	89,269.5
5439000	12/7/2018	125	125	0.1459	18.24	1704	14.4431%	Fecal		CFU/100 mL	200	283.2	86400	-	89,269.5
5439000	11/27/2019	125	125	0.1459	18.24	1704	14.4431%	Fecal		CFU/100 mL	200	283.2	86400	-	89,269.5
5439000	5/10/2021	125	125	0.1459	18.24	1704	14.4431%	Fecal		CFU/100 mL	200	283.2	86400	-	89,269.5
5439000	5/19/1990	124	124	0.1459	18.10	1722	14.5957%	Fecal		CFU/100 mL	200	283.2	86400	-	88,555.3
5439000	4/16/1992	124	124	0.1459	18.10	1722	14.5957%	Fecal		CFU/100 mL	200	283.2	86400	-	88,555.3
5439000	5/1/1995	124	124	0.1459	18.10	1722	14.5957%	Fecal		CFU/100 mL	200	283.2	86400	-	88,555.3
5439000	5/19/1995	124	124	0.1459	18.10	1722	14.5957%	Fecal		CFU/100 mL	200	283.2	86400	-	88,555.3
5439000	3/11/1998	124	124	0.1459	18.10	1722	14.5957%	Fecal		CFU/100 mL	200	283.2	86400	-	88,555.3
5439000	5/16/1998	124	124	0.1459	18.10	1722	14.5957%	Fecal		CFU/100 mL	200	283.2	86400	-	88,555.3
5439000	2/6/1999	124	124	0.1459	18.10	1722	14.5957%	Fecal		CFU/100 mL	200	283.2	86400	-	88,555.3
5439000	6/19/1999	124	124	0.1459	18.10	1722	14.5957%	Fecal		CFU/100 mL	200	283.2	86400	-	88,555.3
5439000	3/19/2008	124	124	0.1459	18.10	1722	14.5957%	Fecal		CFU/100 mL	200	283.2	86400	-	88,555.3
5439000	4/8/2008	124	124	0.1459	18.10	1722	14.5957%	Fecal		CFU/100 mL	200	283.2	86400	-	88,555.3
5439000	6/11/2008	124	124	0.1459	18.10	1722	14.5957%	Fecal		CFU/100 mL	200	283.2	86400	-	88,555.3
5439000	3/23/2010	124	124	0.1459	18.10	1722	14.5957%	Fecal		CFU/100 mL	200	283.2	86400	-	88,555.3
5439000	4/10/2010	124	124	0.1459	18.10	1722	14.5957%	Fecal		CFU/100 mL	200	283.2	86400	-	88,555.3
5439000	7/8/2015	124	124	0.1459	18.10	1722	14.5957%	Fecal		CFU/100 mL	200	283.2	86400	-	88,555.3
5439000	12/6/2015	124	124	0.1459	18.10	1722	14.5957%	Fecal		CFU/100 mL	200	283.2	86400	-	88,555.3
5439000	3/27/2016	124	124	0.1459	18.10	1722	14.5957%	Fecal		CFU/100 mL	200	283.2	86400	-	88,555.3
5439000	12/31/2018	124	124	0.1459	18.10	1722	14.5957%	Fecal		CFU/100 mL	200	283.2	86400	-	88,555.3
5439000	2/10/2019	124	124	0.1459	18.10	1722	14.5957%	Fecal		CFU/100 mL	200	283.2	86400	-	88,555.3
5439000	6/17/2019	124	124	0.1459	18.10	1722	14.5957%	Fecal		CFU/100 mL	200	283.2	86400	-	88,555.3
5439000	9/21/2019	124	124	0.1459	18.10	1722	14.5957%	Fecal		CFU/100 mL	200	283.2	86400	-	88,555.3
5439000	10/14/2019	124	124	0.1459	18.10	1722	14.5957%	Fecal		CFU/100 mL	200	283.2	86400	-	88,555.3
5439000	2/27/1994	123	123	0.1459	17.95	1743	14.7737%	Fecal		CFU/100 mL	200	283.2	86400	-	87,841.2
5439000	11/5/1994	123	123	0.1459	17.95	1743	14.7737%	Fecal		CFU/100 mL	200	283.2	86400	-	87,841.2
5439000	6/14/2002	123	123	0.1459	17.95	1743	14.7737%	Fecal		CFU/100 mL	200	283.2	86400	-	87,841.2
5439000	6/10/2004	123	123	0.1459	17.95	1743	14.7737%	Fecal		CFU/100 mL	200	283.2	86400	-	87,841.2
5439000	12/1/2006	123	123	0.1459	17.95	1743	14.7737%	Fecal		CFU/100 mL	200	283.2	86400	-	87,841.2
5439000	12/17/2006	123	123	0.1459	17.95	1743	14.7737%	Fecal		CFU/100 mL	200	283.2	86400	-	87,841.2
5439000	6/2/2007	123	123	0.1459	17.95	1743	14.7737%	Fecal		CFU/100 mL	200	283.2	86400	-	87,841.2
5439000	9/30/2008	123	123	0.1459	17.95	1743	14.7737%	Fecal		CFU/100 mL	200	283.2	86400	-	87,841.2
5439000	5/10/2009	123	123	0.1459	17.95	1743	14.7737%	Fecal		CFU/100 mL	200	283.2	86400	-	87,841.2
5439000	10/29/2009	123	123	0.1459	17.95	1743	14.7737%	Fecal		CFU/100 mL	200	283.2	86400	-	87,841.2
5439000	11/6/2009	123	123	0.1459	17.95	1743	14.7737%	Fecal		CFU/100 mL	200	283.2	86400	-	87,841.2
5439000	4/11/2015	123	123	0.1459	17.95	1743	14.7737%	Fecal		CFU/100 mL	200	283.2	86400	-	87,841.2
5439000	5/31/2016	123	123	0.1459	17.95	1743	14.7737%	Fecal		CFU/100 mL	200	283.2	86400	-	87,841.2
5439000	5/18/2018	123	123	0.1459	17.95	1743	14.7737%	Fecal		CFU/100 mL	200	283.2	86400	-	87,841.2
5439000	2/23/2019	123	123	0.1459	17.95	1743	14.7737%	Fecal		CFU/100 mL	200	283.2	86400	-	87,841.2
5439000	11/21/2019	123	123	0.1459	17.95	1743	14.7737%	Fecal		CFU/100 mL	200	283.2	86400	-	87,841.2
5439000	3/13/2020	123	123	0.1459	17.95	1743	14.7737%	Fecal		CFU/100 mL	200	283.2	86400	-	87,841.2
5439000	5/26/2020	123	123	0.1459	17.95	1743	14.7737%	Fecal		CFU/100 mL	200	283.2	86400	-	87,841.2
5439000	4/12/1991	122	122	0.1459	17.80	1761	14.9263%	Fecal		CFU/100 mL	200	283.2	86400	-	87,127.0
5439000	6/5/1991	122	122	0.1459	17.80	1761	14.9263%	Fecal		CFU/100 mL	200	283.2	86400	-	87,127.0
5439000	12/2/1992	122	122	0.1459	17.80	1761	14.9263%	Fecal		CFU/100 mL	200	283.2	86400	-	87,127.0
5439000	11/14/1995	122	122	0.1459	17.80	1761	14.9263%	Fecal		CFU/100 mL	200	283.2	86400	-	87,127.0
5439000	5/13/1996	122	122	0.1459	17.80	1761	14.9263%	Fecal		CFU/100 mL	200	283.2	86400	-	87,127.0
5439000	2/14/1999	122	122	0.1459	17.80	1761	14.9263%	Fecal		CFU/100 mL	200	283.2	86400	-	87,127.0
5439000	5/2/2002	122	122	0.1459	17.80	1761	14.9263%	Fecal		CFU/100 mL	200	283.2	86400	-	87,127.0
5439000	4/4/2007	122	122	0.1459	17.80	1761	14.9263%	Fecal		CFU/100 mL	200	283.2	86400	-	87,127.0
5439000	3/23/2008	122	122	0.1459	17.80	1761	14.9263%	Fecal		CFU/100 mL	200	283.2	86400	-	87,127.0
5439000	12/20/2011	122	122	0.1459	17.80	1761	14.9263%	Fecal		CFU/100 mL	200	283.2	86400	-	87,127.0
5439000	1/27/2017	122	122	0.1459	17.80	1761	14.9263%	Fecal		CFU/100 mL	200	283.2	86400	-	87,127.0
5439000	7/26/2017	122	122	0.1459	17.80	1761	14.9263%	Fecal		CFU/100 mL	200	283.2	86400	-	87,127.0
5439000	3/21/2020	122	122	0.1459	17.80	1761	14.9263%	Fecal		CFU/100 mL	200	283.2	86400	-	87,127.0
5439000	5/9/2021	122	122	0.1459	17.80	1761	14.9263%	Fecal		CFU/100 mL	200	283.2	86400	-	87,127.0
5439000	6/22/1990	121	121	0.1459	17.66	1775	15.0449%	Fecal		CFU/100 mL	200	283.2	86400	-	86,412.9
5439000	4/30/1998	121	121	0.1459	17.66	1775	15.0449%	Fecal		CFU/100 mL	200	283.2	86400	-	86,412.9
5439000	10/17/1998	121	121	0.1459	17.66	1775	15.0449%	Fecal		CFU/100 mL	200	283.2	86400	-	86,412.9
5439000	4/20/1999	121	121	0.1459	17.66	1775	15.0449%	Fecal		CFU/100 mL	200	283.2	86400	-	86,412.9
5439000	6/21/2000	121	121	0.1459	17.66	1775	15.0449%	Fecal		CFU/100 mL	200	283.2	86400	-	86,412.9
5439000	5/25/2002	121	121	0.1459	17.66	1775	15.0449%	Fecal		CFU/100 mL	200	283.2	86400	-	86,412.9
5439000	8/14/2007	121	121	0.1459	17.66	1775	15.0449%	Fecal		CFU/100 mL	200	283.2	86400	-	86,412.9
5439000	7/21/2008	121	121	0.1459	17.66	1775	15.0449%	Fecal		CFU/100 mL	200	283.2	86400	-	86,412.9
5439000	4/8/2009	121	121	0.1459	17.66	1775	15.0449%	Fecal		CFU/100 mL	200	283.2	86400	-	86,412.9
5439000	6/1/2009	121	121	0.1459	17.66	1775	15.0449%	Fecal		CFU/100 mL	200	283.2	86400	-	86,412.9
5439000	5/4/2013	121	121	0.1459	17.66	1775	15.0449%	Fecal		CFU/100 mL	200	283.2	86400	-	86,412.9
5439000	4/9/2015	121	121	0.1459	17.66	1775	15.0449%	Fecal		CFU/100 mL	200	283.2	86400	-	86,412.9
5439000	5/30/2015	121	121	0.1459	17.66	1775	15.0449%	Fecal		CFU/100 mL	200	283.2	86400	-	86,412.9
5439000	5/27/2016	121	121	0.1459	17.66	1775	15.0449%	Fecal		CFU/100 mL	200	283.2	86400	-	86,412.9
5439000	4/11/2017	121	121	0.1459	17.66	1775	15.0449%	Fecal		CFU/100 mL	200	283.2	86400	-	86,412.9
5439000	4/20/2017	121	121	0.1459	17.66	1775	15.0449%	Fecal		CFU/100 mL	200	283.2	86400	-	86,412.9
5439000	7/1/2018	121	121	0.1459	17.66	1775	15.0449%	Fecal		CFU/100 mL	200	283.2	86400	-	86,412.9
5439000	11/7/2019	121	121	0.1459	17.66	1775	15.0449%	Fecal		CFU/100 mL	200	283.2	86400	-	86,412.9
5439000	2/5/2020	121	121	0.1459	17.66	1775	15.0449%	Fecal		CFU/100 mL	200	283.2	86400	-	86,412.9
5439000	12/19/1990	120	120	0.1459	17.51	1794	15.2060%	Fecal		CFU/100 mL	200	283.2	86400	-	85,698.7
5439000	7/29/1993	120	120	0.1459	17.51	1794	15.2060%	Fecal		CFU/100 mL	200	283.2	86400	-	85,698.7
5439000	9/18/1993	120	120	0.1459	17.51	1794	15.2060%	Fecal		CFU/100 mL	200	283.2	86400	-	85,698.7
5439000	10/3/1993	120	120	0.1459	17.51	1794	15.2060%	Fecal		CFU/100 mL	200	283.2	86400	-	85,698.7
5439000	3/18/1994	120	120	0.1459	17.51	1794	15.2060%	Fecal		CFU/100 mL	200	283.2	86400	-	85,698.7
5439000	4/20/1995	120	120	0.1459	17.51	1794	15.2060%	Fecal		CFU/100 mL	200	283.2	86400	-	85,698.7
5439000	5/3/1998	120	120	0.1459	17.51	1794	15.2060%	Fecal		CFU/100 mL	200	283.2	86400	-	85,698.7

Gage ID	Date	Discharge (CFS)	Gage Discharge (less Surrogate NPDES) (CFS)	Watershed Area Ratio	Calculated flow (CFS)	Rank	Flow Exceedance %	Parameter	Results	Units (mg or micro_gram	Limit/Standard	100mL/CF	sec/day	Actual Load (million colonies/day)	Allowable Load (million colonies/day)
5439000	5/3/1999	120	120	0.1459	17.51	1794	15.2060%	Fecal		CFU/100 mL	200	283.2	86400	-	85,698.7
5439000	6/28/2000	120	120	0.1459	17.51	1794	15.2060%	Fecal		CFU/100 mL	200	283.2	86400	-	85,698.7
5439000	6/3/2001	120	120	0.1459	17.51	1794	15.2060%	Fecal		CFU/100 mL	200	283.2	86400	-	85,698.7
5439000	8/12/2007	120	120	0.1459	17.51	1794	15.2060%	Fecal		CFU/100 mL	200	283.2	86400	-	85,698.7
5439000	6/15/2008	120	120	0.1459	17.51	1794	15.2060%	Fecal		CFU/100 mL	200	283.2	86400	-	85,698.7
5439000	3/24/2009	120	120	0.1459	17.51	1794	15.2060%	Fecal		CFU/100 mL	200	283.2	86400	-	85,698.7
5439000	2/17/2011	120	120	0.1459	17.51	1794	15.2060%	Fecal		CFU/100 mL	200	283.2	86400	-	85,698.7
5439000	2/3/2020	120	120	0.1459	17.51	1794	15.2060%	Fecal		CFU/100 mL	200	283.2	86400	-	85,698.7
5439000	6/23/1990	119	119	0.1459	17.37	1809	15.3331%	Fecal		CFU/100 mL	200	283.2	86400	-	84,984.6
5439000	4/6/1998	119	119	0.1459	17.37	1809	15.3331%	Fecal		CFU/100 mL	200	283.2	86400	-	84,984.6
5439000	4/7/1998	119	119	0.1459	17.37	1809	15.3331%	Fecal		CFU/100 mL	200	283.2	86400	-	84,984.6
5439000	5/1/1998	119	119	0.1459	17.37	1809	15.3331%	Fecal		CFU/100 mL	200	283.2	86400	-	84,984.6
5439000	2/7/1999	119	119	0.1459	17.37	1809	15.3331%	Fecal		CFU/100 mL	200	283.2	86400	-	84,984.6
5439000	3/20/2007	119	119	0.1459	17.37	1809	15.3331%	Fecal		CFU/100 mL	200	283.2	86400	-	84,984.6
5439000	6/6/2008	119	119	0.1459	17.37	1809	15.3331%	Fecal		CFU/100 mL	200	283.2	86400	-	84,984.6
5439000	9/29/2008	119	119	0.1459	17.37	1809	15.3331%	Fecal		CFU/100 mL	200	283.2	86400	-	84,984.6
5439000	1/5/2009	119	119	0.1459	17.37	1809	15.3331%	Fecal		CFU/100 mL	200	283.2	86400	-	84,984.6
5439000	3/22/2019	119	119	0.1459	17.37	1809	15.3331%	Fecal		CFU/100 mL	200	283.2	86400	-	84,984.6
5439000	7/3/2021	119	119	0.1459	17.37	1809	15.3331%	Fecal		CFU/100 mL	200	283.2	86400	-	84,984.6
5439000	12/5/1990	118	118	0.1459	17.22	1820	15.4263%	Fecal		CFU/100 mL	200	283.2	86400	-	84,270.4
5439000	5/20/1991	118	118	0.1459	17.22	1820	15.4263%	Fecal		CFU/100 mL	200	283.2	86400	-	84,270.4
5439000	10/17/1993	118	118	0.1459	17.22	1820	15.4263%	Fecal		CFU/100 mL	200	283.2	86400	-	84,270.4
5439000	5/5/1998	118	118	0.1459	17.22	1820	15.4263%	Fecal		CFU/100 mL	200	283.2	86400	-	84,270.4
5439000	2/28/2000	118	118	0.1459	17.22	1820	15.4263%	Fecal		CFU/100 mL	200	283.2	86400	-	84,270.4
5439000	5/24/2002	118	118	0.1459	17.22	1820	15.4263%	Fecal		CFU/100 mL	200	283.2	86400	-	84,270.4
5439000	6/11/2004	118	118	0.1459	17.22	1820	15.4263%	Fecal		CFU/100 mL	200	283.2	86400	-	84,270.4
5439000	6/17/2004	118	118	0.1459	17.22	1820	15.4263%	Fecal		CFU/100 mL	200	283.2	86400	-	84,270.4
5439000	2/7/2005	118	118	0.1459	17.22	1820	15.4263%	Fecal		CFU/100 mL	200	283.2	86400	-	84,270.4
5439000	5/2/2007	118	118	0.1459	17.22	1820	15.4263%	Fecal		CFU/100 mL	200	283.2	86400	-	84,270.4
5439000	9/25/2008	118	118	0.1459	17.22	1820	15.4263%	Fecal		CFU/100 mL	200	283.2	86400	-	84,270.4
5439000	4/3/2014	118	118	0.1459	17.22	1820	15.4263%	Fecal		CFU/100 mL	200	283.2	86400	-	84,270.4
5439000	10/27/2017	118	118	0.1459	17.22	1820	15.4263%	Fecal		CFU/100 mL	200	283.2	86400	-	84,270.4
5439000	6/9/2019	118	118	0.1459	17.22	1820	15.4263%	Fecal		CFU/100 mL	200	283.2	86400	-	84,270.4
5439000	2/24/2020	118	118	0.1459	17.22	1820	15.4263%	Fecal		CFU/100 mL	200	283.2	86400	-	84,270.4
5439000	2/25/2022	118	118	0.1459	17.22	1820	15.4263%	Fecal		CFU/100 mL	200	283.2	86400	-	84,270.4
5439000	2/15/1990	117	117	0.1459	17.07	1836	15.5620%	Fecal		CFU/100 mL	200	283.2	86400	-	83,556.3
5439000	3/24/1990	117	117	0.1459	17.07	1836	15.5620%	Fecal		CFU/100 mL	200	283.2	86400	-	83,556.3
5439000	11/17/1992	117	117	0.1459	17.07	1836	15.5620%	Fecal		CFU/100 mL	200	283.2	86400	-	83,556.3
5439000	6/26/1993	117	117	0.1459	17.07	1836	15.5620%	Fecal		CFU/100 mL	200	283.2	86400	-	83,556.3
5439000	6/28/1996	117	117	0.1459	17.07	1836	15.5620%	Fecal		CFU/100 mL	200	283.2	86400	-	83,556.3
5439000	3/13/2002	117	117	0.1459	17.07	1836	15.5620%	Fecal		CFU/100 mL	200	283.2	86400	-	83,556.3
5439000	4/15/2007	117	117	0.1459	17.07	1836	15.5620%	Fecal		CFU/100 mL	200	283.2	86400	-	83,556.3
5439000	2/20/2008	117	117	0.1459	17.07	1836	15.5620%	Fecal		CFU/100 mL	200	283.2	86400	-	83,556.3
5439000	6/3/2009	117	117	0.1459	17.07	1836	15.5620%	Fecal		CFU/100 mL	200	283.2	86400	-	83,556.3
5439000	6/23/2010	117	117	0.1459	17.07	1836	15.5620%	Fecal		CFU/100 mL	200	283.2	86400	-	83,556.3
5439000	3/3/2012	117	117	0.1459	17.07	1836	15.5620%	Fecal		CFU/100 mL	200	283.2	86400	-	83,556.3
5439000	6/13/2014	117	117	0.1459	17.07	1836	15.5620%	Fecal		CFU/100 mL	200	283.2	86400	-	83,556.3
5439000	6/29/2015	117	117	0.1459	17.07	1836	15.5620%	Fecal		CFU/100 mL	200	283.2	86400	-	83,556.3
5439000	5/10/2016	117	117	0.1459	17.07	1836	15.5620%	Fecal		CFU/100 mL	200	283.2	86400	-	83,556.3
5439000	5/28/2016	117	117	0.1459	17.07	1836	15.5620%	Fecal		CFU/100 mL	200	283.2	86400	-	83,556.3
5439000	5/4/2020	117	117	0.1459	17.07	1836	15.5620%	Fecal		CFU/100 mL	200	283.2	86400	-	83,556.3
5439000	7/16/2021	117	117	0.1459	17.07	1836	15.5620%	Fecal		CFU/100 mL	200	283.2	86400	-	83,556.3
5439000	4/1/2022	117	117	0.1459	17.07	1836	15.5620%	Fecal		CFU/100 mL	200	283.2	86400	-	83,556.3
5439000	11/29/1991	116	116	0.1459	16.93	1854	15.7145%	Fecal		CFU/100 mL	200	283.2	86400	-	82,842.1
5439000	12/26/1993	116	116	0.1459	16.93	1854	15.7145%	Fecal		CFU/100 mL	200	283.2	86400	-	82,842.1
5439000	12/29/1994	116	116	0.1459	16.93	1854	15.7145%	Fecal		CFU/100 mL	200	283.2	86400	-	82,842.1
5439000	3/11/1995	116	116	0.1459	16.93	1854	15.7145%	Fecal		CFU/100 mL	200	283.2	86400	-	82,842.1
5439000	4/10/1995	116	116	0.1459	16.93	1854	15.7145%	Fecal		CFU/100 mL	200	283.2	86400	-	82,842.1
5439000	5/20/1999	116	116	0.1459	16.93	1854	15.7145%	Fecal		CFU/100 mL	200	283.2	86400	-	82,842.1
5439000	5/12/2004	116	116	0.1459	16.93	1854	15.7145%	Fecal		CFU/100 mL	200	283.2	86400	-	82,842.1
5439000	6/4/2007	116	116	0.1459	16.93	1854	15.7145%	Fecal		CFU/100 mL	200	283.2	86400	-	82,842.1
5439000	4/5/2008	116	116	0.1459	16.93	1854	15.7145%	Fecal		CFU/100 mL	200	283.2	86400	-	82,842.1
5439000	7/15/2008	116	116	0.1459	16.93	1854	15.7145%	Fecal		CFU/100 mL	200	283.2	86400	-	82,842.1
5439000	5/21/2009	116	116	0.1459	16.93	1854	15.7145%	Fecal		CFU/100 mL	200	283.2	86400	-	82,842.1
5439000	5/2/2011	116	116	0.1459	16.93	1854	15.7145%	Fecal		CFU/100 mL	200	283.2	86400	-	82,842.1
5439000	4/25/2015	116	116	0.1459	16.93	1854	15.7145%	Fecal		CFU/100 mL	200	283.2	86400	-	82,842.1
5439000	4/28/2015	116	116	0.1459	16.93	1854	15.7145%	Fecal		CFU/100 mL	200	283.2	86400	-	82,842.1
5439000	3/6/2018	116	116	0.1459	16.93	1854	15.7145%	Fecal		CFU/100 mL	200	283.2	86400	-	82,842.1
5439000	9/20/2019	116	116	0.1459	16.93	1854	15.7145%	Fecal		CFU/100 mL	200	283.2	86400	-	82,842.1
5439000	5/22/1990	115	115	0.1459	16.78	1870	15.8501%	Fecal		CFU/100 mL	200	283.2	86400	-	82,127.9
5439000	12/11/1990	115	115	0.1459	16.78	1870	15.8501%	Fecal		CFU/100 mL	200	283.2	86400	-	82,127.9
5439000	4/18/1992	115	115	0.1459	16.78	1870	15.8501%	Fecal		CFU/100 mL	200	283.2	86400	-	82,127.9
5439000	11/3/1992	115	115	0.1459	16.78	1870	15.8501%	Fecal		CFU/100 mL	200	283.2	86400	-	82,127.9
5439000	11/20/1992	115	115	0.1459	16.78	1870	15.8501%	Fecal		CFU/100 mL	200	283.2	86400	-	82,127.9
5439000	2/25/1994	115	115	0.1459	16.78	1870	15.8501%	Fecal		CFU/100 mL	200	283.2	86400	-	82,127.9
5439000	6/30/1994	115	115	0.1459	16.78	1870	15.8501%	Fecal		CFU/100 mL	200	283.2	86400	-	82,127.9
5439000	1/5/1998	115	115	0.1459	16.78	1870	15.8501%	Fecal		CFU/100 mL	200	283.2	86400	-	82,127.9
5439000	6/9/1998	115	115	0.1459	16.78	1870	15.8501%	Fecal		CFU/100 mL	200	283.2	86400	-	82,127.9
5439000	2/10/1999	115	115	0.1459	16.78	1870	15.8501%	Fecal		CFU/100 mL	200	283.2	86400	-	82,127.9
5439000	12/26/2006	115	115	0.1459	16.78	1870	15.8501%	Fecal		CFU/100 mL	200	283.2	86400	-	82,127.9
5439000	12/26/2007	115	115	0.1459	16.78	1870	15.8501%	Fecal		CFU/100 mL	200	283.2	86400	-	82,127.9
5439000	1/14/2008	115	115	0.1459	16.78	1870	15.8501%	Fecal		CFU/100 mL	200	283.2	86400	-	82,127.9
5439000	10/27/2008	115	115	0.1459	16.78	1870	15.8501%	Fecal		CFU/100 mL	200	283.2	86400	-	82,127.9
5439000	3/21/2009	115	115	0.1459	16.78	1870	15.8501%	Fecal		CFU/100 mL	200	283.2	86400	-	82,127.9
5439000	6/18/2009	115	115	0.1459	16.78	1870	15.8501%	Fecal		CFU/100 mL	200	283.2	86400	-	82,127.9
5439000	1/29/2010	115	115	0.1459	16.78	1870	15.8501%	Fecal		CFU/100 mL	200	283.2	86400	-	82,127.9
5439000	6/18/2011	115	115	0.1459	16.78	1870	15.8501%	Fecal		CFU/100 mL	200	283.2	86400	-	82,127.9
5439000	3/8/2012	115	115	0.1459	16.78	1870	15.8501%	Fecal		CFU/100 mL	200	283.2	86400	-	82,127.9
5439000	7/8/2014	115	115	0.1459	16.78	1870	15.8501%	Fecal		CFU/100 mL	200	283.2	86400	-	82,127.9
5439000	4/7/2016	115	115	0.1459	16.78	1870	15.8501%	Fecal		CFU/100 mL	200	283.2	86400	-	82,127.9

Gage ID	Date	Discharge (CFS)	Gage Discharge (less Surrogate NPDES) (CFS)	Watershed Area Ratio	Calculated flow (CFS)	Rank	Flow Exceedance %	Parameter	Results	Units (mg or micro_gram	Limit/Standard	100mL/CF	sec/day	Actual Load (million colonies/day)	Allowable Load (million colonies/day)
5439000	5/7/2016	115	115	0.1459	16.78	1870	15.8501%	Fecal		CFU/100 mL	200	283.2	86400	-	82,127.9
5439000	2/15/2019	115	115	0.1459	16.78	1870	15.8501%	Fecal		CFU/100 mL	200	283.2	86400	-	82,127.9
5439000	4/17/2019	115	115	0.1459	16.78	1870	15.8501%	Fecal		CFU/100 mL	200	283.2	86400	-	82,127.9
5439000	4/10/2022	115	115	0.1459	16.78	1870	15.8501%	Fecal		CFU/100 mL	200	283.2	86400	-	82,127.9
5439000	1/17/1990	114	114	0.1459	16.64	1895	16.0620%	Fecal		CFU/100 mL	200	283.2	86400	-	81,413.8
5439000	3/4/1990	114	114	0.1459	16.64	1895	16.0620%	Fecal		CFU/100 mL	200	283.2	86400	-	81,413.8
5439000	4/21/1991	114	114	0.1459	16.64	1895	16.0620%	Fecal		CFU/100 mL	200	283.2	86400	-	81,413.8
5439000	1/16/1992	114	114	0.1459	16.64	1895	16.0620%	Fecal		CFU/100 mL	200	283.2	86400	-	81,413.8
5439000	2/7/1993	114	114	0.1459	16.64	1895	16.0620%	Fecal		CFU/100 mL	200	283.2	86400	-	81,413.8
5439000	3/13/1994	114	114	0.1459	16.64	1895	16.0620%	Fecal		CFU/100 mL	200	283.2	86400	-	81,413.8
5439000	6/14/1994	114	114	0.1459	16.64	1895	16.0620%	Fecal		CFU/100 mL	200	283.2	86400	-	81,413.8
5439000	8/13/1996	114	114	0.1459	16.64	1895	16.0620%	Fecal		CFU/100 mL	200	283.2	86400	-	81,413.8
5439000	5/11/1999	114	114	0.1459	16.64	1895	16.0620%	Fecal		CFU/100 mL	200	283.2	86400	-	81,413.8
5439000	6/7/1999	114	114	0.1459	16.64	1895	16.0620%	Fecal		CFU/100 mL	200	283.2	86400	-	81,413.8
5439000	3/25/2001	114	114	0.1459	16.64	1895	16.0620%	Fecal		CFU/100 mL	200	283.2	86400	-	81,413.8
5439000	4/14/2002	114	114	0.1459	16.64	1895	16.0620%	Fecal		CFU/100 mL	200	283.2	86400	-	81,413.8
5439000	3/18/2008	114	114	0.1459	16.64	1895	16.0620%	Fecal		CFU/100 mL	200	283.2	86400	-	81,413.8
5439000	5/30/2008	114	114	0.1459	16.64	1895	16.0620%	Fecal		CFU/100 mL	200	283.2	86400	-	81,413.8
5439000	10/24/2008	114	114	0.1459	16.64	1895	16.0620%	Fecal		CFU/100 mL	200	283.2	86400	-	81,413.8
5439000	11/7/2009	114	114	0.1459	16.64	1895	16.0620%	Fecal		CFU/100 mL	200	283.2	86400	-	81,413.8
5439000	11/13/2011	114	114	0.1459	16.64	1895	16.0620%	Fecal		CFU/100 mL	200	283.2	86400	-	81,413.8
5439000	6/15/2018	114	114	0.1459	16.64	1895	16.0620%	Fecal		CFU/100 mL	200	283.2	86400	-	81,413.8
5439000	10/15/2019	114	114	0.1459	16.64	1895	16.0620%	Fecal		CFU/100 mL	200	283.2	86400	-	81,413.8
5439000	1/14/2020	114	114	0.1459	16.64	1895	16.0620%	Fecal		CFU/100 mL	200	283.2	86400	-	81,413.8
5439000	4/5/2020	114	114	0.1459	16.64	1895	16.0620%	Fecal		CFU/100 mL	200	283.2	86400	-	81,413.8
5439000	3/26/2022	114	114	0.1459	16.64	1895	16.0620%	Fecal		CFU/100 mL	200	283.2	86400	-	81,413.8
5439000	4/15/2022	114	114	0.1459	16.64	1895	16.0620%	Fecal		CFU/100 mL	200	283.2	86400	-	81,413.8
5439000	1/9/1993	113	113	0.1459	16.49	1918	16.2570%	Fecal		CFU/100 mL	200	283.2	86400	-	80,699.6
5439000	5/10/1993	113	113	0.1459	16.49	1918	16.2570%	Fecal		CFU/100 mL	200	283.2	86400	-	80,699.6
5439000	7/4/1993	113	113	0.1459	16.49	1918	16.2570%	Fecal		CFU/100 mL	200	283.2	86400	-	80,699.6
5439000	10/18/1993	113	113	0.1459	16.49	1918	16.2570%	Fecal		CFU/100 mL	200	283.2	86400	-	80,699.6
5439000	3/15/1994	113	113	0.1459	16.49	1918	16.2570%	Fecal		CFU/100 mL	200	283.2	86400	-	80,699.6
5439000	8/13/1994	113	113	0.1459	16.49	1918	16.2570%	Fecal		CFU/100 mL	200	283.2	86400	-	80,699.6
5439000	11/16/1994	113	113	0.1459	16.49	1918	16.2570%	Fecal		CFU/100 mL	200	283.2	86400	-	80,699.6
5439000	2/21/1995	113	113	0.1459	16.49	1918	16.2570%	Fecal		CFU/100 mL	200	283.2	86400	-	80,699.6
5439000	6/8/1995	113	113	0.1459	16.49	1918	16.2570%	Fecal		CFU/100 mL	200	283.2	86400	-	80,699.6
5439000	6/15/1996	113	113	0.1459	16.49	1918	16.2570%	Fecal		CFU/100 mL	200	283.2	86400	-	80,699.6
5439000	8/3/1996	113	113	0.1459	16.49	1918	16.2570%	Fecal		CFU/100 mL	200	283.2	86400	-	80,699.6
5439000	3/8/1997	113	113	0.1459	16.49	1918	16.2570%	Fecal		CFU/100 mL	200	283.2	86400	-	80,699.6
5439000	1/11/1998	113	113	0.1459	16.49	1918	16.2570%	Fecal		CFU/100 mL	200	283.2	86400	-	80,699.6
5439000	2/16/1998	113	113	0.1459	16.49	1918	16.2570%	Fecal		CFU/100 mL	200	283.2	86400	-	80,699.6
5439000	11/12/1998	113	113	0.1459	16.49	1918	16.2570%	Fecal		CFU/100 mL	200	283.2	86400	-	80,699.6
5439000	6/5/2000	113	113	0.1459	16.49	1918	16.2570%	Fecal		CFU/100 mL	200	283.2	86400	-	80,699.6
5439000	1/30/2001	113	113	0.1459	16.49	1918	16.2570%	Fecal		CFU/100 mL	200	283.2	86400	-	80,699.6
5439000	5/18/2003	113	113	0.1459	16.49	1918	16.2570%	Fecal		CFU/100 mL	200	283.2	86400	-	80,699.6
5439000	4/3/2004	113	113	0.1459	16.49	1918	16.2570%	Fecal		CFU/100 mL	200	283.2	86400	-	80,699.6
5439000	9/6/2007	113	113	0.1459	16.49	1918	16.2570%	Fecal		CFU/100 mL	200	283.2	86400	-	80,699.6
5439000	4/18/2008	113	113	0.1459	16.49	1918	16.2570%	Fecal		CFU/100 mL	200	283.2	86400	-	80,699.6
5439000	3/14/2011	113	113	0.1459	16.49	1918	16.2570%	Fecal		CFU/100 mL	200	283.2	86400	-	80,699.6
5439000	12/21/2011	113	113	0.1459	16.49	1918	16.2570%	Fecal		CFU/100 mL	200	283.2	86400	-	80,699.6
5439000	5/17/2017	113	113	0.1459	16.49	1918	16.2570%	Fecal		CFU/100 mL	200	283.2	86400	-	80,699.6
5439000	10/12/2017	113	113	0.1459	16.49	1918	16.2570%	Fecal		CFU/100 mL	200	283.2	86400	-	80,699.6
5439000	5/24/2018	113	113	0.1459	16.49	1918	16.2570%	Fecal		CFU/100 mL	200	283.2	86400	-	80,699.6
5439000	4/12/2021	113	113	0.1459	16.49	1918	16.2570%	Fecal		CFU/100 mL	200	283.2	86400	-	80,699.6
5439000	2/10/1990	112	112	0.1459	16.34	1945	16.4858%	Fecal		CFU/100 mL	200	283.2	86400	-	79,985.5
5439000	5/8/1990	112	112	0.1459	16.34	1945	16.4858%	Fecal		CFU/100 mL	200	283.2	86400	-	79,985.5
5439000	3/10/1997	112	112	0.1459	16.34	1945	16.4858%	Fecal		CFU/100 mL	200	283.2	86400	-	79,985.5
5439000	5/11/1997	112	112	0.1459	16.34	1945	16.4858%	Fecal		CFU/100 mL	200	283.2	86400	-	79,985.5
5439000	3/20/1999	112	112	0.1459	16.34	1945	16.4858%	Fecal		CFU/100 mL	200	283.2	86400	-	79,985.5
5439000	5/10/1999	112	112	0.1459	16.34	1945	16.4858%	Fecal		CFU/100 mL	200	283.2	86400	-	79,985.5
5439000	6/4/2000	112	112	0.1459	16.34	1945	16.4858%	Fecal		CFU/100 mL	200	283.2	86400	-	79,985.5
5439000	5/3/2003	112	112	0.1459	16.34	1945	16.4858%	Fecal		CFU/100 mL	200	283.2	86400	-	79,985.5
5439000	7/24/2007	112	112	0.1459	16.34	1945	16.4858%	Fecal		CFU/100 mL	200	283.2	86400	-	79,985.5
5439000	8/15/2007	112	112	0.1459	16.34	1945	16.4858%	Fecal		CFU/100 mL	200	283.2	86400	-	79,985.5
5439000	5/16/2008	112	112	0.1459	16.34	1945	16.4858%	Fecal		CFU/100 mL	200	283.2	86400	-	79,985.5
5439000	5/11/2009	112	112	0.1459	16.34	1945	16.4858%	Fecal		CFU/100 mL	200	283.2	86400	-	79,985.5
5439000	1/2/2010	112	112	0.1459	16.34	1945	16.4858%	Fecal		CFU/100 mL	200	283.2	86400	-	79,985.5
5439000	5/20/2010	112	112	0.1459	16.34	1945	16.4858%	Fecal		CFU/100 mL	200	283.2	86400	-	79,985.5
5439000	6/7/2011	112	112	0.1459	16.34	1945	16.4858%	Fecal		CFU/100 mL	200	283.2	86400	-	79,985.5
5439000	12/5/2011	112	112	0.1459	16.34	1945	16.4858%	Fecal		CFU/100 mL	200	283.2	86400	-	79,985.5
5439000	5/22/2016	112	112	0.1459	16.34	1945	16.4858%	Fecal		CFU/100 mL	200	283.2	86400	-	79,985.5
5439000	6/17/2016	112	112	0.1459	16.34	1945	16.4858%	Fecal		CFU/100 mL	200	283.2	86400	-	79,985.5
5439000	1/4/2019	112	112	0.1459	16.34	1945	16.4858%	Fecal		CFU/100 mL	200	283.2	86400	-	79,985.5
5439000	2/12/2019	112	112	0.1459	16.34	1945	16.4858%	Fecal		CFU/100 mL	200	283.2	86400	-	79,985.5
5439000	3/25/2019	112	112	0.1459	16.34	1945	16.4858%	Fecal		CFU/100 mL	200	283.2	86400	-	79,985.5
5439000	1/2/2020	112	112	0.1459	16.34	1945	16.4858%	Fecal		CFU/100 mL	200	283.2	86400	-	79,985.5
5439000	5/27/2020	112	112	0.1459	16.34	1945	16.4858%	Fecal		CFU/100 mL	200	283.2	86400	-	79,985.5
5439000	5/18/1990	111	111	0.1459	16.20	1968	16.6808%	Fecal		CFU/100 mL	200	283.2	86400	-	79,271.3
5439000	12/22/1992	111	111	0.1459	16.20	1968	16.6808%	Fecal		CFU/100 mL	200	283.2	86400	-	79,271.3
5439000	3/12/1993	111	111	0.1459	16.20	1968	16.6808%	Fecal		CFU/100 mL	200	283.2	86400	-	79,271.3
5439000	12/25/1994	111	111	0.1459	16.20	1968	16.6808%	Fecal		CFU/100 mL	200	283.2	86400	-	79,271.3
5439000	3/12/1995	111	111	0.1459	16.20	1968	16.6808%	Fecal		CFU/100 mL	200	283.2	86400	-	79,271.3
5439000	3/9/1997	111	111	0.1459	16.20	1968	16.6808%	Fecal		CFU/100 mL	200	283.2	86400	-	79,271.3
5439000	1/10/1998	111	111	0.1459	16.20	1968	16.6808%	Fecal		CFU/100 mL	200	283.2	86400	-	79,271.3
5439000	3/24/1998	111	111	0.1459	16.20	1968	16.6808%	Fecal		CFU/100 mL	200	283.2	86400	-	79,271.3
5439000	6/20/1999	111	111	0.1459	16.20	1968	16.6808%	Fecal		CFU/100 mL	200	283.2	86400	-	79,271.3
5439000	5/31/2003	111	111	0.1459	16.20	1968	16.6808%	Fecal		CFU/100 mL	200	283.2	86400	-	79,271.3
5439000	3/17/2008	111	111	0.1459	16.20	1968	16.6808%	Fecal		CFU/100 mL	200	283.2	86400	-	79,271.3
5439000	12/12/2008	111	111	0.1459	16.20	1968	16.6808%	Fecal		CFU/100 mL	200	283.2	86400	-	79,271.3
5439000	5/31/2009	111	111	0.1459	16.20	1968	16.6808%	Fecal		CFU/100 mL	200	283.2	86400	-	79,271.3

Gage ID	Date	Discharge (CFS)	Gage Discharge (less Surrogate NPDES) (CFS)	Watershed Area Ratio	Calculated flow (CFS)	Rank	Flow Exceedance %	Parameter	Results	Units (mg or micro_gram	Limit/Standard	100mL/CF	sec/day	Actual Load (million colonies/day)	Allowable Load (million colonies/day)
5439000	6/21/2009	111	111	0.1459	16.20	1968	16.6808%	Fecal		CFU/100 mL	200	283.2	86400	-	79,271.3
5439000	6/21/2010	111	111	0.1459	16.20	1968	16.6808%	Fecal		CFU/100 mL	200	283.2	86400	-	79,271.3
5439000	5/19/2015	111	111	0.1459	16.20	1968	16.6808%	Fecal		CFU/100 mL	200	283.2	86400	-	79,271.3
5439000	5/30/2016	111	111	0.1459	16.20	1968	16.6808%	Fecal		CFU/100 mL	200	283.2	86400	-	79,271.3
5439000	5/29/2017	111	111	0.1459	16.20	1968	16.6808%	Fecal		CFU/100 mL	200	283.2	86400	-	79,271.3
5439000	1/10/2019	111	111	0.1459	16.20	1968	16.6808%	Fecal		CFU/100 mL	200	283.2	86400	-	79,271.3
5439000	9/4/2019	111	111	0.1459	16.20	1968	16.6808%	Fecal		CFU/100 mL	200	283.2	86400	-	79,271.3
5439000	12/1/2019	111	111	0.1459	16.20	1968	16.6808%	Fecal		CFU/100 mL	200	283.2	86400	-	79,271.3
5439000	5/5/2020	111	111	0.1459	16.20	1968	16.6808%	Fecal		CFU/100 mL	200	283.2	86400	-	79,271.3
5439000	11/7/1990	110	110	0.1459	16.05	1990	16.8673%	Fecal		CFU/100 mL	200	283.2	86400	-	78,557.2
5439000	2/19/1991	110	110	0.1459	16.05	1990	16.8673%	Fecal		CFU/100 mL	200	283.2	86400	-	78,557.2
5439000	1/4/1995	110	110	0.1459	16.05	1990	16.8673%	Fecal		CFU/100 mL	200	283.2	86400	-	78,557.2
5439000	5/4/1998	110	110	0.1459	16.05	1990	16.8673%	Fecal		CFU/100 mL	200	283.2	86400	-	78,557.2
5439000	5/4/1999	110	110	0.1459	16.05	1990	16.8673%	Fecal		CFU/100 mL	200	283.2	86400	-	78,557.2
5439000	5/13/2000	110	110	0.1459	16.05	1990	16.8673%	Fecal		CFU/100 mL	200	283.2	86400	-	78,557.2
5439000	4/13/2001	110	110	0.1459	16.05	1990	16.8673%	Fecal		CFU/100 mL	200	283.2	86400	-	78,557.2
5439000	6/9/2001	110	110	0.1459	16.05	1990	16.8673%	Fecal		CFU/100 mL	200	283.2	86400	-	78,557.2
5439000	9/19/2001	110	110	0.1459	16.05	1990	16.8673%	Fecal		CFU/100 mL	200	283.2	86400	-	78,557.2
5439000	3/9/2004	110	110	0.1459	16.05	1990	16.8673%	Fecal		CFU/100 mL	200	283.2	86400	-	78,557.2
5439000	2/8/2005	110	110	0.1459	16.05	1990	16.8673%	Fecal		CFU/100 mL	200	283.2	86400	-	78,557.2
5439000	9/7/2007	110	110	0.1459	16.05	1990	16.8673%	Fecal		CFU/100 mL	200	283.2	86400	-	78,557.2
5439000	3/8/2008	110	110	0.1459	16.05	1990	16.8673%	Fecal		CFU/100 mL	200	283.2	86400	-	78,557.2
5439000	8/29/2009	110	110	0.1459	16.05	1990	16.8673%	Fecal		CFU/100 mL	200	283.2	86400	-	78,557.2
5439000	3/6/2010	110	110	0.1459	16.05	1990	16.8673%	Fecal		CFU/100 mL	200	283.2	86400	-	78,557.2
5439000	2/28/2011	110	110	0.1459	16.05	1990	16.8673%	Fecal		CFU/100 mL	200	283.2	86400	-	78,557.2
5439000	5/5/2013	110	110	0.1459	16.05	1990	16.8673%	Fecal		CFU/100 mL	200	283.2	86400	-	78,557.2
5439000	4/12/2017	110	110	0.1459	16.05	1990	16.8673%	Fecal		CFU/100 mL	200	283.2	86400	-	78,557.2
5439000	5/14/2018	110	110	0.1459	16.05	1990	16.8673%	Fecal		CFU/100 mL	200	283.2	86400	-	78,557.2
5439000	4/3/2022	110	110	0.1459	16.05	1990	16.8673%	Fecal		CFU/100 mL	200	283.2	86400	-	78,557.2
5439000	2/23/1990	109	109	0.1459	15.91	2010	17.0368%	Fecal		CFU/100 mL	200	283.2	86400	-	77,843.0
5439000	3/25/1990	109	109	0.1459	15.91	2010	17.0368%	Fecal		CFU/100 mL	200	283.2	86400	-	77,843.0
5439000	12/13/1990	109	109	0.1459	15.91	2010	17.0368%	Fecal		CFU/100 mL	200	283.2	86400	-	77,843.0
5439000	3/11/1992	109	109	0.1459	15.91	2010	17.0368%	Fecal		CFU/100 mL	200	283.2	86400	-	77,843.0
5439000	4/19/1992	109	109	0.1459	15.91	2010	17.0368%	Fecal		CFU/100 mL	200	283.2	86400	-	77,843.0
5439000	9/1/1993	109	109	0.1459	15.91	2010	17.0368%	Fecal		CFU/100 mL	200	283.2	86400	-	77,843.0
5439000	5/20/1998	109	109	0.1459	15.91	2010	17.0368%	Fecal		CFU/100 mL	200	283.2	86400	-	77,843.0
5439000	6/17/1998	109	109	0.1459	15.91	2010	17.0368%	Fecal		CFU/100 mL	200	283.2	86400	-	77,843.0
5439000	5/21/1999	109	109	0.1459	15.91	2010	17.0368%	Fecal		CFU/100 mL	200	283.2	86400	-	77,843.0
5439000	2/23/2002	109	109	0.1459	15.91	2010	17.0368%	Fecal		CFU/100 mL	200	283.2	86400	-	77,843.0
5439000	6/15/2002	109	109	0.1459	15.91	2010	17.0368%	Fecal		CFU/100 mL	200	283.2	86400	-	77,843.0
5439000	12/13/2008	109	109	0.1459	15.91	2010	17.0368%	Fecal		CFU/100 mL	200	283.2	86400	-	77,843.0
5439000	4/14/2009	109	109	0.1459	15.91	2010	17.0368%	Fecal		CFU/100 mL	200	283.2	86400	-	77,843.0
5439000	11/28/2009	109	109	0.1459	15.91	2010	17.0368%	Fecal		CFU/100 mL	200	283.2	86400	-	77,843.0
5439000	3/25/2011	109	109	0.1459	15.91	2010	17.0368%	Fecal		CFU/100 mL	200	283.2	86400	-	77,843.0
5439000	5/31/2015	109	109	0.1459	15.91	2010	17.0368%	Fecal		CFU/100 mL	200	283.2	86400	-	77,843.0
5439000	6/30/2015	109	109	0.1459	15.91	2010	17.0368%	Fecal		CFU/100 mL	200	283.2	86400	-	77,843.0
5439000	4/15/2017	109	109	0.1459	15.91	2010	17.0368%	Fecal		CFU/100 mL	200	283.2	86400	-	77,843.0
5439000	4/21/2017	109	109	0.1459	15.91	2010	17.0368%	Fecal		CFU/100 mL	200	283.2	86400	-	77,843.0
5439000	11/19/2017	109	109	0.1459	15.91	2010	17.0368%	Fecal		CFU/100 mL	200	283.2	86400	-	77,843.0
5439000	12/29/2018	109	109	0.1459	15.91	2010	17.0368%	Fecal		CFU/100 mL	200	283.2	86400	-	77,843.0
5439000	7/19/2019	109	109	0.1459	15.91	2010	17.0368%	Fecal		CFU/100 mL	200	283.2	86400	-	77,843.0
5439000	11/23/2019	109	109	0.1459	15.91	2010	17.0368%	Fecal		CFU/100 mL	200	283.2	86400	-	77,843.0
5439000	4/13/2022	109	109	0.1459	15.91	2010	17.0368%	Fecal		CFU/100 mL	200	283.2	86400	-	77,843.0
5439000	4/2/1991	108	108	0.1459	15.76	2034	17.2402%	Fecal		CFU/100 mL	200	283.2	86400	-	77,128.9
5439000	5/11/1993	108	108	0.1459	15.76	2034	17.2402%	Fecal		CFU/100 mL	200	283.2	86400	-	77,128.9
5439000	1/19/1995	108	108	0.1459	15.76	2034	17.2402%	Fecal		CFU/100 mL	200	283.2	86400	-	77,128.9
5439000	5/20/1995	108	108	0.1459	15.76	2034	17.2402%	Fecal		CFU/100 mL	200	283.2	86400	-	77,128.9
5439000	5/25/1997	108	108	0.1459	15.76	2034	17.2402%	Fecal		CFU/100 mL	200	283.2	86400	-	77,128.9
5439000	5/17/1998	108	108	0.1459	15.76	2034	17.2402%	Fecal		CFU/100 mL	200	283.2	86400	-	77,128.9
5439000	2/8/1999	108	108	0.1459	15.76	2034	17.2402%	Fecal		CFU/100 mL	200	283.2	86400	-	77,128.9
5439000	2/9/1999	108	108	0.1459	15.76	2034	17.2402%	Fecal		CFU/100 mL	200	283.2	86400	-	77,128.9
5439000	3/11/2008	108	108	0.1459	15.76	2034	17.2402%	Fecal		CFU/100 mL	200	283.2	86400	-	77,128.9
5439000	4/19/2008	108	108	0.1459	15.76	2034	17.2402%	Fecal		CFU/100 mL	200	283.2	86400	-	77,128.9
5439000	6/16/2008	108	108	0.1459	15.76	2034	17.2402%	Fecal		CFU/100 mL	200	283.2	86400	-	77,128.9
5439000	7/11/2008	108	108	0.1459	15.76	2034	17.2402%	Fecal		CFU/100 mL	200	283.2	86400	-	77,128.9
5439000	2/16/2009	108	108	0.1459	15.76	2034	17.2402%	Fecal		CFU/100 mL	200	283.2	86400	-	77,128.9
5439000	5/21/2011	108	108	0.1459	15.76	2034	17.2402%	Fecal		CFU/100 mL	200	283.2	86400	-	77,128.9
5439000	2/12/2013	108	108	0.1459	15.76	2034	17.2402%	Fecal		CFU/100 mL	200	283.2	86400	-	77,128.9
5439000	7/5/2013	108	108	0.1459	15.76	2034	17.2402%	Fecal		CFU/100 mL	200	283.2	86400	-	77,128.9
5439000	8/31/2016	108	108	0.1459	15.76	2034	17.2402%	Fecal		CFU/100 mL	200	283.2	86400	-	77,128.9
5439000	12/1/2018	108	108	0.1459	15.76	2034	17.2402%	Fecal		CFU/100 mL	200	283.2	86400	-	77,128.9
5439000	2/27/2019	108	108	0.1459	15.76	2034	17.2402%	Fecal		CFU/100 mL	200	283.2	86400	-	77,128.9
5439000	11/8/2019	108	108	0.1459	15.76	2034	17.2402%	Fecal		CFU/100 mL	200	283.2	86400	-	77,128.9
5439000	1/3/2020	108	108	0.1459	15.76	2034	17.2402%	Fecal		CFU/100 mL	200	283.2	86400	-	77,128.9
5439000	5/26/1990	107	107	0.1459	15.61	2055	17.4182%	Fecal		CFU/100 mL	200	283.2	86400	-	76,414.7
5439000	8/23/1990	107	107	0.1459	15.61	2055	17.4182%	Fecal		CFU/100 mL	200	283.2	86400	-	76,414.7
5439000	4/13/1991	107	107	0.1459	15.61	2055	17.4182%	Fecal		CFU/100 mL	200	283.2	86400	-	76,414.7
5439000	3/11/1997	107	107	0.1459	15.61	2055	17.4182%	Fecal		CFU/100 mL	200	283.2	86400	-	76,414.7
5439000	2/15/1999	107	107	0.1459	15.61	2055	17.4182%	Fecal		CFU/100 mL	200	283.2	86400	-	76,414.7
5439000	5/5/1999	107	107	0.1459	15.61	2055	17.4182%	Fecal		CFU/100 mL	200	283.2	86400	-	76,414.7
5439000	4/5/2007	107	107	0.1459	15.61	2055	17.4182%	Fecal		CFU/100 mL	200	283.2	86400	-	76,414.7
5439000	3/20/2008	107	107	0.1459	15.61	2055	17.4182%	Fecal		CFU/100 mL	200	283.2	86400	-	76,414.7
5439000	4/9/2009	107	107	0.1459	15.61	2055	17.4182%	Fecal		CFU/100 mL	200	283.2	86400	-	76,414.7
5439000	4/11/2010	107	107	0.1459	15.61	2055	17.4182%	Fecal		CFU/100 mL	200	283.2	86400	-	76,414.7
5439000	4/18/2011	107	107	0.1459	15.61	2055	17.4182%	Fecal		CFU/100 mL	200	283.2	86400	-	76,414.7
5439000	4/5/2014	107	107	0.1459	15.61	2055	17.4182%	Fecal		CFU/100 mL	200	283.2	86400	-	76,414.7
5439000	4/14/2014	107	107	0.1459	15.61	2055	17.4182%	Fecal		CFU/100 mL	200	283.2	86400	-	76,414.7
5439000	7/15/2014	107	107	0.1459	15.61	2055	17.4182%	Fecal		CFU/100 mL	200	283.2	86400	-	76,414.7
5439000	3/18/2016	107	107	0.1459	15.61	2055	17.4182%	Fecal		CFU/100 mL	200	283.2	86400	-	76,414.7
5439000	4/8/2016	107	107	0.1459	15.61	2055	17.4182%	Fecal		CFU/100 mL	200	283.2	86400	-	76,414.7

Gage ID	Date	Discharge (CFS)	Gage Discharge (less Surrogate NPDES) (CFS)	Watershed Area Ratio	Calculated flow (CFS)	Rank	Flow Exceedance %	Parameter	Results	Units (mg or micro_gram	Limit/Standard	100mL/CF	sec/day	Actual Load (million colonies/day)	Allowable Load (million colonies/day)
5439000	5/21/2017	107	107	0.1459	15.61	2055	17.4182%	Fecal		CFU/100 mL	200	283.2	86400	-	76,414.7
5439000	7/18/2019	107	107	0.1459	15.61	2055	17.4182%	Fecal		CFU/100 mL	200	283.2	86400	-	76,414.7
5439000	2/6/2020	107	107	0.1459	15.61	2055	17.4182%	Fecal		CFU/100 mL	200	283.2	86400	-	76,414.7
5439000	6/22/2021	107	107	0.1459	15.61	2055	17.4182%	Fecal		CFU/100 mL	200	283.2	86400	-	76,414.7
5439000	3/2/1990	106	106	0.1459	15.47	2075	17.5877%	Fecal		CFU/100 mL	200	283.2	86400	-	75,700.5
5439000	4/22/1991	106	106	0.1459	15.47	2075	17.5877%	Fecal		CFU/100 mL	200	283.2	86400	-	75,700.5
5439000	8/29/1993	106	106	0.1459	15.47	2075	17.5877%	Fecal		CFU/100 mL	200	283.2	86400	-	75,700.5
5439000	12/26/1994	106	106	0.1459	15.47	2075	17.5877%	Fecal		CFU/100 mL	200	283.2	86400	-	75,700.5
5439000	12/27/1994	106	106	0.1459	15.47	2075	17.5877%	Fecal		CFU/100 mL	200	283.2	86400	-	75,700.5
5439000	4/17/1995	106	106	0.1459	15.47	2075	17.5877%	Fecal		CFU/100 mL	200	283.2	86400	-	75,700.5
5439000	2/19/2001	106	106	0.1459	15.47	2075	17.5877%	Fecal		CFU/100 mL	200	283.2	86400	-	75,700.5
5439000	2/21/2001	106	106	0.1459	15.47	2075	17.5877%	Fecal		CFU/100 mL	200	283.2	86400	-	75,700.5
5439000	5/22/2003	106	106	0.1459	15.47	2075	17.5877%	Fecal		CFU/100 mL	200	283.2	86400	-	75,700.5
5439000	3/24/2010	106	106	0.1459	15.47	2075	17.5877%	Fecal		CFU/100 mL	200	283.2	86400	-	75,700.5
5439000	2/24/2011	106	106	0.1459	15.47	2075	17.5877%	Fecal		CFU/100 mL	200	283.2	86400	-	75,700.5
5439000	6/8/2011	106	106	0.1459	15.47	2075	17.5877%	Fecal		CFU/100 mL	200	283.2	86400	-	75,700.5
5439000	5/11/2012	106	106	0.1459	15.47	2075	17.5877%	Fecal		CFU/100 mL	200	283.2	86400	-	75,700.5
5439000	5/1/2013	106	106	0.1459	15.47	2075	17.5877%	Fecal		CFU/100 mL	200	283.2	86400	-	75,700.5
5439000	12/7/2015	106	106	0.1459	15.47	2075	17.5877%	Fecal		CFU/100 mL	200	283.2	86400	-	75,700.5
5439000	12/13/2015	106	106	0.1459	15.47	2075	17.5877%	Fecal		CFU/100 mL	200	283.2	86400	-	75,700.5
5439000	1/4/2016	106	106	0.1459	15.47	2075	17.5877%	Fecal		CFU/100 mL	200	283.2	86400	-	75,700.5
5439000	3/28/2016	106	106	0.1459	15.47	2075	17.5877%	Fecal		CFU/100 mL	200	283.2	86400	-	75,700.5
5439000	3/7/2018	106	106	0.1459	15.47	2075	17.5877%	Fecal		CFU/100 mL	200	283.2	86400	-	75,700.5
5439000	12/8/2018	106	106	0.1459	15.47	2075	17.5877%	Fecal		CFU/100 mL	200	283.2	86400	-	75,700.5
5439000	11/28/2019	106	106	0.1459	15.47	2075	17.5877%	Fecal		CFU/100 mL	200	283.2	86400	-	75,700.5
5439000	1/15/2020	106	106	0.1459	15.47	2075	17.5877%	Fecal		CFU/100 mL	200	283.2	86400	-	75,700.5
5439000	3/22/2020	106	106	0.1459	15.47	2075	17.5877%	Fecal		CFU/100 mL	200	283.2	86400	-	75,700.5
5439000	5/29/2020	106	106	0.1459	15.47	2075	17.5877%	Fecal		CFU/100 mL	200	283.2	86400	-	75,700.5
5439000	3/31/2022	106	106	0.1459	15.47	2075	17.5877%	Fecal		CFU/100 mL	200	283.2	86400	-	75,700.5
5439000	4/2/2022	106	106	0.1459	15.47	2075	17.5877%	Fecal		CFU/100 mL	200	283.2	86400	-	75,700.5
5439000	7/2/1990	105	105	0.1459	15.32	2101	17.8081%	Fecal		CFU/100 mL	200	283.2	86400	-	74,986.4
5439000	11/5/1992	105	105	0.1459	15.32	2101	17.8081%	Fecal		CFU/100 mL	200	283.2	86400	-	74,986.4
5439000	12/4/1992	105	105	0.1459	15.32	2101	17.8081%	Fecal		CFU/100 mL	200	283.2	86400	-	74,986.4
5439000	3/27/1994	105	105	0.1459	15.32	2101	17.8081%	Fecal		CFU/100 mL	200	283.2	86400	-	74,986.4
5439000	2/17/1998	105	105	0.1459	15.32	2101	17.8081%	Fecal		CFU/100 mL	200	283.2	86400	-	74,986.4
5439000	6/18/1998	105	105	0.1459	15.32	2101	17.8081%	Fecal		CFU/100 mL	200	283.2	86400	-	74,986.4
5439000	12/9/1998	105	105	0.1459	15.32	2101	17.8081%	Fecal		CFU/100 mL	200	283.2	86400	-	74,986.4
5439000	4/19/2000	105	105	0.1459	15.32	2101	17.8081%	Fecal		CFU/100 mL	200	283.2	86400	-	74,986.4
5439000	6/29/2000	105	105	0.1459	15.32	2101	17.8081%	Fecal		CFU/100 mL	200	283.2	86400	-	74,986.4
5439000	5/8/2003	105	105	0.1459	15.32	2101	17.8081%	Fecal		CFU/100 mL	200	283.2	86400	-	74,986.4
5439000	5/19/2003	105	105	0.1459	15.32	2101	17.8081%	Fecal		CFU/100 mL	200	283.2	86400	-	74,986.4
5439000	3/21/2008	105	105	0.1459	15.32	2101	17.8081%	Fecal		CFU/100 mL	200	283.2	86400	-	74,986.4
5439000	3/15/2011	105	105	0.1459	15.32	2101	17.8081%	Fecal		CFU/100 mL	200	283.2	86400	-	74,986.4
5439000	6/27/2014	105	105	0.1459	15.32	2101	17.8081%	Fecal		CFU/100 mL	200	283.2	86400	-	74,986.4
5439000	11/23/2015	105	105	0.1459	15.32	2101	17.8081%	Fecal		CFU/100 mL	200	283.2	86400	-	74,986.4
5439000	4/3/2016	105	105	0.1459	15.32	2101	17.8081%	Fecal		CFU/100 mL	200	283.2	86400	-	74,986.4
5439000	4/6/2016	105	105	0.1459	15.32	2101	17.8081%	Fecal		CFU/100 mL	200	283.2	86400	-	74,986.4
5439000	7/7/2016	105	105	0.1459	15.32	2101	17.8081%	Fecal		CFU/100 mL	200	283.2	86400	-	74,986.4
5439000	4/13/2017	105	105	0.1459	15.32	2101	17.8081%	Fecal		CFU/100 mL	200	283.2	86400	-	74,986.4
5439000	6/18/2019	105	105	0.1459	15.32	2101	17.8081%	Fecal		CFU/100 mL	200	283.2	86400	-	74,986.4
5439000	10/16/2019	105	105	0.1459	15.32	2101	17.8081%	Fecal		CFU/100 mL	200	283.2	86400	-	74,986.4
5439000	12/3/1991	104	104	0.1459	15.18	2122	17.9861%	Fecal		CFU/100 mL	200	283.2	86400	-	74,272.2
5439000	4/20/1992	104	104	0.1459	15.18	2122	17.9861%	Fecal		CFU/100 mL	200	283.2	86400	-	74,272.2
5439000	1/26/1993	104	104	0.1459	15.18	2122	17.9861%	Fecal		CFU/100 mL	200	283.2	86400	-	74,272.2
5439000	4/21/1995	104	104	0.1459	15.18	2122	17.9861%	Fecal		CFU/100 mL	200	283.2	86400	-	74,272.2
5439000	5/2/1995	104	104	0.1459	15.18	2122	17.9861%	Fecal		CFU/100 mL	200	283.2	86400	-	74,272.2
5439000	3/25/1998	104	104	0.1459	15.18	2122	17.9861%	Fecal		CFU/100 mL	200	283.2	86400	-	74,272.2
5439000	5/22/1999	104	104	0.1459	15.18	2122	17.9861%	Fecal		CFU/100 mL	200	283.2	86400	-	74,272.2
5439000	7/13/2000	104	104	0.1459	15.18	2122	17.9861%	Fecal		CFU/100 mL	200	283.2	86400	-	74,272.2
5439000	3/14/2002	104	104	0.1459	15.18	2122	17.9861%	Fecal		CFU/100 mL	200	283.2	86400	-	74,272.2
5439000	5/3/2002	104	104	0.1459	15.18	2122	17.9861%	Fecal		CFU/100 mL	200	283.2	86400	-	74,272.2
5439000	5/26/2002	104	104	0.1459	15.18	2122	17.9861%	Fecal		CFU/100 mL	200	283.2	86400	-	74,272.2
5439000	2/24/2004	104	104	0.1459	15.18	2122	17.9861%	Fecal		CFU/100 mL	200	283.2	86400	-	74,272.2
5439000	5/3/2007	104	104	0.1459	15.18	2122	17.9861%	Fecal		CFU/100 mL	200	283.2	86400	-	74,272.2
5439000	6/5/2007	104	104	0.1459	15.18	2122	17.9861%	Fecal		CFU/100 mL	200	283.2	86400	-	74,272.2
5439000	7/13/2007	104	104	0.1459	15.18	2122	17.9861%	Fecal		CFU/100 mL	200	283.2	86400	-	74,272.2
5439000	3/24/2008	104	104	0.1459	15.18	2122	17.9861%	Fecal		CFU/100 mL	200	283.2	86400	-	74,272.2
5439000	10/8/2008	104	104	0.1459	15.18	2122	17.9861%	Fecal		CFU/100 mL	200	283.2	86400	-	74,272.2
5439000	6/4/2009	104	104	0.1459	15.18	2122	17.9861%	Fecal		CFU/100 mL	200	283.2	86400	-	74,272.2
5439000	6/18/2014	104	104	0.1459	15.18	2122	17.9861%	Fecal		CFU/100 mL	200	283.2	86400	-	74,272.2
5439000	6/2/2016	104	104	0.1459	15.18	2122	17.9861%	Fecal		CFU/100 mL	200	283.2	86400	-	74,272.2
5439000	3/3/2017	104	104	0.1459	15.18	2122	17.9861%	Fecal		CFU/100 mL	200	283.2	86400	-	74,272.2
5439000	4/14/2017	104	104	0.1459	15.18	2122	17.9861%	Fecal		CFU/100 mL	200	283.2	86400	-	74,272.2
5439000	10/21/2019	104	104	0.1459	15.18	2122	17.9861%	Fecal		CFU/100 mL	200	283.2	86400	-	74,272.2
5439000	4/6/2020	104	104	0.1459	15.18	2122	17.9861%	Fecal		CFU/100 mL	200	283.2	86400	-	74,272.2
5439000	5/28/2020	104	104	0.1459	15.18	2122	17.9861%	Fecal		CFU/100 mL	200	283.2	86400	-	74,272.2
5439000	6/6/1991	103	103	0.1459	15.03	2147	18.1980%	Fecal		CFU/100 mL	200	283.2	86400	-	73,558.1
5439000	12/15/1991	103	103	0.1459	15.03	2147	18.1980%	Fecal		CFU/100 mL	200	283.2	86400	-	73,558.1
5439000	7/5/1993	103	103	0.1459	15.03	2147	18.1980%	Fecal		CFU/100 mL	200	283.2	86400	-	73,558.1
5439000	8/25/1993	103	103	0.1459	15.03	2147	18.1980%	Fecal		CFU/100 mL	200	283.2	86400	-	73,558.1
5439000	8/5/1996	103	103	0.1459	15.03	2147	18.1980%	Fecal		CFU/100 mL	200	283.2	86400	-	73,558.1
5439000	3/1/1998	103	103	0.1459	15.03	2147	18.1980%	Fecal		CFU/100 mL	200	283.2	86400	-	73,558.1
5439000	3/12/1998	103	103	0.1459	15.03	2147	18.1980%	Fecal		CFU/100 mL	200	283.2	86400	-	73,558.1
5439000	5/18/1998	103	103	0.1459	15.03	2147	18.1980%	Fecal		CFU/100 mL	200	283.2	86400	-	73,558.1
5439000	6/20/1998	103	103	0.1459	15.03	2147	18.1980%	Fecal		CFU/100 mL	200	283.2	86400	-	73,558.1
5439000	10/21/1998	103	103	0.1459	15.03	2147	18.1980%	Fecal		CFU/100 mL	200	283.2	86400	-	73,558.1
5439000	4/25/2000	103	103	0.1459	15.03	2147	18.1980%	Fecal		CFU/100 mL	200	283.2	86400	-	73,558.1
5439000	4/15/2002	103	103	0.1459	15.03	2147	18.1980%	Fecal		CFU/100 mL	200	283.2	86400	-	73,558.1
5439000	6/18/2004	103	103	0.1459	15.03	2147	18.1980%	Fecal		CFU/100 mL	200	283.2	86400	-	73,558.1
5439000	2/18/2005	103	103	0.1459	15.03	2147	18.1980%	Fecal		CFU/100 mL	200	283.2	86400	-	73,558.1

Gage ID	Date	Discharge (CFS)	Gage Discharge (less Surrogate NPDES) (CFS)	Watershed Area Ratio	Calculated flow (CFS)	Rank	Flow Exceedance %	Parameter	Results	Units (mg or micro_gram	Limit/Standard	100mL/CF	sec/day	Actual Load (million colonies/day)	Allowable Load (million colonies/day)
5439000	3/22/2008	103	103	0.1459	15.03	2147	18.1980%	Fecal		CFU/100 mL	200	283.2	86400	-	73,558.1
5439000	6/14/2008	103	103	0.1459	15.03	2147	18.1980%	Fecal		CFU/100 mL	200	283.2	86400	-	73,558.1
5439000	9/26/2008	103	103	0.1459	15.03	2147	18.1980%	Fecal		CFU/100 mL	200	283.2	86400	-	73,558.1
5439000	12/18/2008	103	103	0.1459	15.03	2147	18.1980%	Fecal		CFU/100 mL	200	283.2	86400	-	73,558.1
5439000	12/19/2008	103	103	0.1459	15.03	2147	18.1980%	Fecal		CFU/100 mL	200	283.2	86400	-	73,558.1
5439000	3/22/2009	103	103	0.1459	15.03	2147	18.1980%	Fecal		CFU/100 mL	200	283.2	86400	-	73,558.1
5439000	5/12/2009	103	103	0.1459	15.03	2147	18.1980%	Fecal		CFU/100 mL	200	283.2	86400	-	73,558.1
5439000	5/26/2009	103	103	0.1459	15.03	2147	18.1980%	Fecal		CFU/100 mL	200	283.2	86400	-	73,558.1
5439000	5/21/2010	103	103	0.1459	15.03	2147	18.1980%	Fecal		CFU/100 mL	200	283.2	86400	-	73,558.1
5439000	6/19/2011	103	103	0.1459	15.03	2147	18.1980%	Fecal		CFU/100 mL	200	283.2	86400	-	73,558.1
5439000	5/5/2018	103	103	0.1459	15.03	2147	18.1980%	Fecal		CFU/100 mL	200	283.2	86400	-	73,558.1
5439000	6/10/2019	103	103	0.1459	15.03	2147	18.1980%	Fecal		CFU/100 mL	200	283.2	86400	-	73,558.1
5439000	10/23/2019	103	103	0.1459	15.03	2147	18.1980%	Fecal		CFU/100 mL	200	283.2	86400	-	73,558.1
5439000	11/9/2019	103	103	0.1459	15.03	2147	18.1980%	Fecal		CFU/100 mL	200	283.2	86400	-	73,558.1
5439000	2/26/1990	102	102	0.1459	14.89	2175	18.4353%	Fecal		CFU/100 mL	200	283.2	86400	-	72,843.9
5439000	3/5/1990	102	102	0.1459	14.89	2175	18.4353%	Fecal		CFU/100 mL	200	283.2	86400	-	72,843.9
5439000	12/6/1990	102	102	0.1459	14.89	2175	18.4353%	Fecal		CFU/100 mL	200	283.2	86400	-	72,843.9
5439000	12/17/1990	102	102	0.1459	14.89	2175	18.4353%	Fecal		CFU/100 mL	200	283.2	86400	-	72,843.9
5439000	2/27/1992	102	102	0.1459	14.89	2175	18.4353%	Fecal		CFU/100 mL	200	283.2	86400	-	72,843.9
5439000	12/3/1992	102	102	0.1459	14.89	2175	18.4353%	Fecal		CFU/100 mL	200	283.2	86400	-	72,843.9
5439000	10/19/1993	102	102	0.1459	14.89	2175	18.4353%	Fecal		CFU/100 mL	200	283.2	86400	-	72,843.9
5439000	11/17/1994	102	102	0.1459	14.89	2175	18.4353%	Fecal		CFU/100 mL	200	283.2	86400	-	72,843.9
5439000	3/13/1995	102	102	0.1459	14.89	2175	18.4353%	Fecal		CFU/100 mL	200	283.2	86400	-	72,843.9
5439000	11/2/1995	102	102	0.1459	14.89	2175	18.4353%	Fecal		CFU/100 mL	200	283.2	86400	-	72,843.9
5439000	6/29/1996	102	102	0.1459	14.89	2175	18.4353%	Fecal		CFU/100 mL	200	283.2	86400	-	72,843.9
5439000	3/12/1997	102	102	0.1459	14.89	2175	18.4353%	Fecal		CFU/100 mL	200	283.2	86400	-	72,843.9
5439000	6/8/1999	102	102	0.1459	14.89	2175	18.4353%	Fecal		CFU/100 mL	200	283.2	86400	-	72,843.9
5439000	6/22/1999	102	102	0.1459	14.89	2175	18.4353%	Fecal		CFU/100 mL	200	283.2	86400	-	72,843.9
5439000	6/22/2000	102	102	0.1459	14.89	2175	18.4353%	Fecal		CFU/100 mL	200	283.2	86400	-	72,843.9
5439000	4/15/2001	102	102	0.1459	14.89	2175	18.4353%	Fecal		CFU/100 mL	200	283.2	86400	-	72,843.9
5439000	6/12/2008	102	102	0.1459	14.89	2175	18.4353%	Fecal		CFU/100 mL	200	283.2	86400	-	72,843.9
5439000	1/6/2009	102	102	0.1459	14.89	2175	18.4353%	Fecal		CFU/100 mL	200	283.2	86400	-	72,843.9
5439000	4/13/2009	102	102	0.1459	14.89	2175	18.4353%	Fecal		CFU/100 mL	200	283.2	86400	-	72,843.9
5439000	5/23/2009	102	102	0.1459	14.89	2175	18.4353%	Fecal		CFU/100 mL	200	283.2	86400	-	72,843.9
5439000	12/24/2009	102	102	0.1459	14.89	2175	18.4353%	Fecal		CFU/100 mL	200	283.2	86400	-	72,843.9
5439000	5/3/2011	102	102	0.1459	14.89	2175	18.4353%	Fecal		CFU/100 mL	200	283.2	86400	-	72,843.9
5439000	3/4/2012	102	102	0.1459	14.89	2175	18.4353%	Fecal		CFU/100 mL	200	283.2	86400	-	72,843.9
5439000	3/19/2013	102	102	0.1459	14.89	2175	18.4353%	Fecal		CFU/100 mL	200	283.2	86400	-	72,843.9
5439000	1/28/2017	102	102	0.1459	14.89	2175	18.4353%	Fecal		CFU/100 mL	200	283.2	86400	-	72,843.9
5439000	5/18/2017	102	102	0.1459	14.89	2175	18.4353%	Fecal		CFU/100 mL	200	283.2	86400	-	72,843.9
5439000	5/19/2018	102	102	0.1459	14.89	2175	18.4353%	Fecal		CFU/100 mL	200	283.2	86400	-	72,843.9
5439000	3/23/2019	102	102	0.1459	14.89	2175	18.4353%	Fecal		CFU/100 mL	200	283.2	86400	-	72,843.9
5439000	3/26/2019	102	102	0.1459	14.89	2175	18.4353%	Fecal		CFU/100 mL	200	283.2	86400	-	72,843.9
5439000	3/24/2020	102	102	0.1459	14.89	2175	18.4353%	Fecal		CFU/100 mL	200	283.2	86400	-	72,843.9
5439000	5/25/1990	101	101	0.1459	14.74	2205	18.6896%	Fecal		CFU/100 mL	200	283.2	86400	-	72,129.8
5439000	6/18/1990	101	101	0.1459	14.74	2205	18.6896%	Fecal		CFU/100 mL	200	283.2	86400	-	72,129.8
5439000	6/12/1991	101	101	0.1459	14.74	2205	18.6896%	Fecal		CFU/100 mL	200	283.2	86400	-	72,129.8
5439000	5/14/1996	101	101	0.1459	14.74	2205	18.6896%	Fecal		CFU/100 mL	200	283.2	86400	-	72,129.8
5439000	2/29/2000	101	101	0.1459	14.74	2205	18.6896%	Fecal		CFU/100 mL	200	283.2	86400	-	72,129.8
5439000	3/5/2001	101	101	0.1459	14.74	2205	18.6896%	Fecal		CFU/100 mL	200	283.2	86400	-	72,129.8
5439000	4/16/2001	101	101	0.1459	14.74	2205	18.6896%	Fecal		CFU/100 mL	200	283.2	86400	-	72,129.8
5439000	12/18/2006	101	101	0.1459	14.74	2205	18.6896%	Fecal		CFU/100 mL	200	283.2	86400	-	72,129.8
5439000	4/6/2008	101	101	0.1459	14.74	2205	18.6896%	Fecal		CFU/100 mL	200	283.2	86400	-	72,129.8
5439000	1/4/2011	101	101	0.1459	14.74	2205	18.6896%	Fecal		CFU/100 mL	200	283.2	86400	-	72,129.8
5439000	3/6/2012	101	101	0.1459	14.74	2205	18.6896%	Fecal		CFU/100 mL	200	283.2	86400	-	72,129.8
5439000	5/25/2016	101	101	0.1459	14.74	2205	18.6896%	Fecal		CFU/100 mL	200	283.2	86400	-	72,129.8
5439000	3/24/2019	101	101	0.1459	14.74	2205	18.6896%	Fecal		CFU/100 mL	200	283.2	86400	-	72,129.8
5439000	4/28/2020	101	101	0.1459	14.74	2205	18.6896%	Fecal		CFU/100 mL	200	283.2	86400	-	72,129.8
5439000	3/28/2021	101	101	0.1459	14.74	2205	18.6896%	Fecal		CFU/100 mL	200	283.2	86400	-	72,129.8
5439000	5/23/1990	100	100	0.1459	14.59	2220	18.8167%	Fecal		CFU/100 mL	200	283.2	86400	-	71,415.6
5439000	6/14/1990	100	100	0.1459	14.59	2220	18.8167%	Fecal		CFU/100 mL	200	283.2	86400	-	71,415.6
5439000	2/4/1991	100	100	0.1459	14.59	2220	18.8167%	Fecal		CFU/100 mL	200	283.2	86400	-	71,415.6
5439000	5/21/1991	100	100	0.1459	14.59	2220	18.8167%	Fecal		CFU/100 mL	200	283.2	86400	-	71,415.6
5439000	5/12/1993	100	100	0.1459	14.59	2220	18.8167%	Fecal		CFU/100 mL	200	283.2	86400	-	71,415.6
5439000	2/18/1994	100	100	0.1459	14.59	2220	18.8167%	Fecal		CFU/100 mL	200	283.2	86400	-	71,415.6
5439000	12/30/1994	100	100	0.1459	14.59	2220	18.8167%	Fecal		CFU/100 mL	200	283.2	86400	-	71,415.6
5439000	6/21/1999	100	100	0.1459	14.59	2220	18.8167%	Fecal		CFU/100 mL	200	283.2	86400	-	71,415.6
5439000	6/23/1999	100	100	0.1459	14.59	2220	18.8167%	Fecal		CFU/100 mL	200	283.2	86400	-	71,415.6
5439000	6/23/2000	100	100	0.1459	14.59	2220	18.8167%	Fecal		CFU/100 mL	200	283.2	86400	-	71,415.6
5439000	3/13/2001	100	100	0.1459	14.59	2220	18.8167%	Fecal		CFU/100 mL	200	283.2	86400	-	71,415.6
5439000	1/16/2005	100	100	0.1459	14.59	2220	18.8167%	Fecal		CFU/100 mL	200	283.2	86400	-	71,415.6
5439000	6/11/2006	100	100	0.1459	14.59	2220	18.8167%	Fecal		CFU/100 mL	200	283.2	86400	-	71,415.6
5439000	4/6/2007	100	100	0.1459	14.59	2220	18.8167%	Fecal		CFU/100 mL	200	283.2	86400	-	71,415.6
5439000	6/20/2011	100	100	0.1459	14.59	2220	18.8167%	Fecal		CFU/100 mL	200	283.2	86400	-	71,415.6
5439000	5/2/2013	100	100	0.1459	14.59	2220	18.8167%	Fecal		CFU/100 mL	200	283.2	86400	-	71,415.6
5439000	3/24/2014	100	100	0.1459	14.59	2220	18.8167%	Fecal		CFU/100 mL	200	283.2	86400	-	71,415.6
5439000	4/12/2015	100	100	0.1459	14.59	2220	18.8167%	Fecal		CFU/100 mL	200	283.2	86400	-	71,415.6
5439000	4/29/2015	100	100	0.1459	14.59	2220	18.8167%	Fecal		CFU/100 mL	200	283.2	86400	-	71,415.6
5439000	5/26/2017	100	100	0.1459	14.59	2220	18.8167%	Fecal		CFU/100 mL	200	283.2	86400	-	71,415.6
5439000	2/17/2009	99.9	99.9	0.1459	14.58	2240	18.9863%	Fecal		CFU/100 mL	200	283.2	86400	-	71,344.2
5439000	5/22/2009	99.9	99.9	0.1459	14.58	2240	18.9863%	Fecal		CFU/100 mL	200	283.2	86400	-	71,344.2
5439000	5/22/2011	99.9	99.9	0.1459	14.58	2240	18.9863%	Fecal		CFU/100 mL	200	283.2	86400	-	71,344.2
5439000	6/12/2015	99.9	99.9	0.1459	14.58	2240	18.9863%	Fecal		CFU/100 mL	200	283.2	86400	-	71,344.2
5439000	3/23/2020	99.9	99.9	0.1459	14.58	2240	18.9863%	Fecal		CFU/100 mL	200	283.2	86400	-	71,344.2
5439000	7/15/2015	99.8	99.8	0.1459	14.56	2245	19.0286%	Fecal		CFU/100 mL	200	283.2	86400	-	71,272.8
5439000	5/27/2002	99.6	99.6	0.1459	14.54	2246	19.0371%	Fecal		CFU/100 mL	200	283.2	86400	-	71,129.9
5439000	5/23/2016	99.6	99.6	0.1459	14.54	2246	19.0371%	Fecal		CFU/100 mL	200	283.2	86400	-	71,129.9
5439000	3/14/2020	99.6	99.6	0.1459	14.54	2246	19.0371%	Fecal		CFU/100 mL	200	283.2	86400	-	71,129.9
5439000	12/27/2006	99.5	99.5	0.1459	14.52	2249	19.0626%	Fecal		CFU/100 mL	200	283.2	86400	-	71,058.5
5439000	3/19/1994	99.4	99.4	0.1459	14.51	2250	19.0710%	Fecal		CFU/100 mL	200	283.2	86400	-	70,987.1

Gage ID	Date	Discharge (CFS)	Gage Discharge (less Surrogate NPDES) (CFS)	Watershed Area Ratio	Calculated flow (CFS)	Rank	Flow Exceedance %	Parameter	Results	Units (mg or micro_gram	Limit/Standard	100mL/CF	sec/day	Actual Load (million colonies/day)	Allowable Load (million colonies/day)
5439000	5/17/2008	99.4	99.4	0.1459	14.51	2250	19.0710%	Fecal		CFU/100 mL	200	283.2	86400	-	70,987.1
5439000	5/8/2016	99.4	99.4	0.1459	14.51	2250	19.0710%	Fecal		CFU/100 mL	200	283.2	86400	-	70,987.1
5439000	6/8/2008	99.3	99.3	0.1459	14.49	2253	19.0965%	Fecal		CFU/100 mL	200	283.2	86400	-	70,915.7
5439000	5/6/2013	99.3	99.3	0.1459	14.49	2253	19.0965%	Fecal		CFU/100 mL	200	283.2	86400	-	70,915.7
5439000	1/12/2016	99.3	99.3	0.1459	14.49	2253	19.0965%	Fecal		CFU/100 mL	200	283.2	86400	-	70,915.7
5439000	4/11/2022	99.3	99.3	0.1459	14.49	2253	19.0965%	Fecal		CFU/100 mL	200	283.2	86400	-	70,915.7
5439000	6/16/2013	99.2	99.2	0.1459	14.48	2257	19.1304%	Fecal		CFU/100 mL	200	283.2	86400	-	70,844.3
5439000	3/5/1994	99.1	99.1	0.1459	14.46	2258	19.1388%	Fecal		CFU/100 mL	200	283.2	86400	-	70,772.9
5439000	3/10/1994	99.1	99.1	0.1459	14.46	2258	19.1388%	Fecal		CFU/100 mL	200	283.2	86400	-	70,772.9
5439000	5/7/2010	99.1	99.1	0.1459	14.46	2258	19.1388%	Fecal		CFU/100 mL	200	283.2	86400	-	70,772.9
5439000	2/1/1990	99	99	0.1459	14.45	2261	19.1643%	Fecal		CFU/100 mL	200	283.2	86400	-	70,701.4
5439000	2/3/1990	99	99	0.1459	14.45	2261	19.1643%	Fecal		CFU/100 mL	200	283.2	86400	-	70,701.4
5439000	5/27/1990	99	99	0.1459	14.45	2261	19.1643%	Fecal		CFU/100 mL	200	283.2	86400	-	70,701.4
5439000	12/15/1990	99	99	0.1459	14.45	2261	19.1643%	Fecal		CFU/100 mL	200	283.2	86400	-	70,701.4
5439000	3/4/1991	99	99	0.1459	14.45	2261	19.1643%	Fecal		CFU/100 mL	200	283.2	86400	-	70,701.4
5439000	4/21/1992	99	99	0.1459	14.45	2261	19.1643%	Fecal		CFU/100 mL	200	283.2	86400	-	70,701.4
5439000	11/11/1992	99	99	0.1459	14.45	2261	19.1643%	Fecal		CFU/100 mL	200	283.2	86400	-	70,701.4
5439000	6/9/1995	99	99	0.1459	14.45	2261	19.1643%	Fecal		CFU/100 mL	200	283.2	86400	-	70,701.4
5439000	3/26/1998	99	99	0.1459	14.45	2261	19.1643%	Fecal		CFU/100 mL	200	283.2	86400	-	70,701.4
5439000	5/28/2008	99	99	0.1459	14.45	2261	19.1643%	Fecal		CFU/100 mL	200	283.2	86400	-	70,701.4
5439000	6/25/2009	99	99	0.1459	14.45	2261	19.1643%	Fecal		CFU/100 mL	200	283.2	86400	-	70,701.4
5439000	7/2/2018	98.9	98.9	0.1459	14.43	2272	19.2575%	Fecal		CFU/100 mL	200	283.2	86400	-	70,630.0
5439000	4/15/2012	98.8	98.8	0.1459	14.42	2273	19.2660%	Fecal		CFU/100 mL	200	283.2	86400	-	70,558.6
5439000	3/25/2008	98.6	98.6	0.1459	14.39	2274	19.2745%	Fecal		CFU/100 mL	200	283.2	86400	-	70,415.8
5439000	6/7/2008	98.6	98.6	0.1459	14.39	2274	19.2745%	Fecal		CFU/100 mL	200	283.2	86400	-	70,415.8
5439000	3/23/2022	98.6	98.6	0.1459	14.39	2274	19.2745%	Fecal		CFU/100 mL	200	283.2	86400	-	70,415.8
5439000	4/14/2013	98.5	98.5	0.1459	14.37	2277	19.2999%	Fecal		CFU/100 mL	200	283.2	86400	-	70,344.4
5439000	5/9/2016	98.5	98.5	0.1459	14.37	2277	19.2999%	Fecal		CFU/100 mL	200	283.2	86400	-	70,344.4
5439000	1/13/2016	98.4	98.4	0.1459	14.36	2279	19.3168%	Fecal		CFU/100 mL	200	283.2	86400	-	70,273.0
5439000	6/29/2014	98.3	98.3	0.1459	14.35	2280	19.3253%	Fecal		CFU/100 mL	200	283.2	86400	-	70,201.5
5439000	5/6/2020	98.3	98.3	0.1459	14.35	2280	19.3253%	Fecal		CFU/100 mL	200	283.2	86400	-	70,201.5
5439000	5/23/2011	98.2	98.2	0.1459	14.33	2282	19.3423%	Fecal		CFU/100 mL	200	283.2	86400	-	70,130.1
5439000	2/11/2019	98.2	98.2	0.1459	14.33	2282	19.3423%	Fecal		CFU/100 mL	200	283.2	86400	-	70,130.1
5439000	1/13/1993	98	98	0.1459	14.30	2284	19.3592%	Fecal		CFU/100 mL	200	283.2	86400	-	69,987.3
5439000	2/4/1993	98	98	0.1459	14.30	2284	19.3592%	Fecal		CFU/100 mL	200	283.2	86400	-	69,987.3
5439000	11/15/1995	98	98	0.1459	14.30	2284	19.3592%	Fecal		CFU/100 mL	200	283.2	86400	-	69,987.3
5439000	5/21/1998	98	98	0.1459	14.30	2284	19.3592%	Fecal		CFU/100 mL	200	283.2	86400	-	69,987.3
5439000	7/9/1998	98	98	0.1459	14.30	2284	19.3592%	Fecal		CFU/100 mL	200	283.2	86400	-	69,987.3
5439000	2/16/1999	98	98	0.1459	14.30	2284	19.3592%	Fecal		CFU/100 mL	200	283.2	86400	-	69,987.3
5439000	3/21/1999	98	98	0.1459	14.30	2284	19.3592%	Fecal		CFU/100 mL	200	283.2	86400	-	69,987.3
5439000	7/6/2000	98	98	0.1459	14.30	2284	19.3592%	Fecal		CFU/100 mL	200	283.2	86400	-	69,987.3
5439000	3/26/2001	98	98	0.1459	14.30	2284	19.3592%	Fecal		CFU/100 mL	200	283.2	86400	-	69,987.3
5439000	6/5/2009	98	98	0.1459	14.30	2284	19.3592%	Fecal		CFU/100 mL	200	283.2	86400	-	69,987.3
5439000	6/1/2015	97.9	97.9	0.1459	14.29	2294	19.4440%	Fecal		CFU/100 mL	200	283.2	86400	-	69,915.9
5439000	5/20/2015	97.8	97.8	0.1459	14.27	2295	19.4524%	Fecal		CFU/100 mL	200	283.2	86400	-	69,844.5
5439000	4/27/2017	97.8	97.8	0.1459	14.27	2295	19.4524%	Fecal		CFU/100 mL	200	283.2	86400	-	69,844.5
5439000	4/28/2002	97.7	97.7	0.1459	14.26	2297	19.4694%	Fecal		CFU/100 mL	200	283.2	86400	-	69,773.0
5439000	6/16/2002	97.7	97.7	0.1459	14.26	2297	19.4694%	Fecal		CFU/100 mL	200	283.2	86400	-	69,773.0
5439000	2/4/2016	97.6	97.6	0.1459	14.24	2299	19.4864%	Fecal		CFU/100 mL	200	283.2	86400	-	69,701.6
5439000	6/19/2019	97.6	97.6	0.1459	14.24	2299	19.4864%	Fecal		CFU/100 mL	200	283.2	86400	-	69,701.6
5439000	4/16/2007	97.5	97.5	0.1459	14.23	2301	19.5033%	Fecal		CFU/100 mL	200	283.2	86400	-	69,630.2
5439000	1/15/2008	97.5	97.5	0.1459	14.23	2301	19.5033%	Fecal		CFU/100 mL	200	283.2	86400	-	69,630.2
5439000	12/2/2019	97.5	97.5	0.1459	14.23	2301	19.5033%	Fecal		CFU/100 mL	200	283.2	86400	-	69,630.2
5439000	7/6/2015	97.3	97.3	0.1459	14.20	2304	19.5287%	Fecal		CFU/100 mL	200	283.2	86400	-	69,487.4
5439000	4/15/2009	97.2	97.2	0.1459	14.18	2305	19.5372%	Fecal		CFU/100 mL	200	283.2	86400	-	69,416.0
5439000	7/26/2010	97.2	97.2	0.1459	14.18	2305	19.5372%	Fecal		CFU/100 mL	200	283.2	86400	-	69,416.0
5439000	2/7/1990	97	97	0.1459	14.16	2307	19.5542%	Fecal		CFU/100 mL	200	283.2	86400	-	69,273.1
5439000	3/26/1990	97	97	0.1459	14.16	2307	19.5542%	Fecal		CFU/100 mL	200	283.2	86400	-	69,273.1
5439000	4/14/1990	97	97	0.1459	14.16	2307	19.5542%	Fecal		CFU/100 mL	200	283.2	86400	-	69,273.1
5439000	12/10/1990	97	97	0.1459	14.16	2307	19.5542%	Fecal		CFU/100 mL	200	283.2	86400	-	69,273.1
5439000	4/23/1991	97	97	0.1459	14.16	2307	19.5542%	Fecal		CFU/100 mL	200	283.2	86400	-	69,273.1
5439000	2/2/1993	97	97	0.1459	14.16	2307	19.5542%	Fecal		CFU/100 mL	200	283.2	86400	-	69,273.1
5439000	3/17/1993	97	97	0.1459	14.16	2307	19.5542%	Fecal		CFU/100 mL	200	283.2	86400	-	69,273.1
5439000	9/19/1993	97	97	0.1459	14.16	2307	19.5542%	Fecal		CFU/100 mL	200	283.2	86400	-	69,273.1
5439000	11/29/1994	97	97	0.1459	14.16	2307	19.5542%	Fecal		CFU/100 mL	200	283.2	86400	-	69,273.1
5439000	5/26/1997	97	97	0.1459	14.16	2307	19.5542%	Fecal		CFU/100 mL	200	283.2	86400	-	69,273.1
5439000	2/18/1998	97	97	0.1459	14.16	2307	19.5542%	Fecal		CFU/100 mL	200	283.2	86400	-	69,273.1
5439000	3/13/1998	97	97	0.1459	14.16	2307	19.5542%	Fecal		CFU/100 mL	200	283.2	86400	-	69,273.1
5439000	5/25/2006	97	97	0.1459	14.16	2307	19.5542%	Fecal		CFU/100 mL	200	283.2	86400	-	69,273.1
5439000	10/28/2008	96.9	96.9	0.1459	14.14	2320	19.6643%	Fecal		CFU/100 mL	200	283.2	86400	-	69,201.7
5439000	12/8/2015	96.9	96.9	0.1459	14.14	2320	19.6643%	Fecal		CFU/100 mL	200	283.2	86400	-	69,201.7
5439000	12/1/2016	96.9	96.9	0.1459	14.14	2320	19.6643%	Fecal		CFU/100 mL	200	283.2	86400	-	69,201.7
5439000	5/4/2007	96.7	96.7	0.1459	14.11	2323	19.6898%	Fecal		CFU/100 mL	200	283.2	86400	-	69,058.9
5439000	10/1/2008	96.7	96.7	0.1459	14.11	2323	19.6898%	Fecal		CFU/100 mL	200	283.2	86400	-	69,058.9
5439000	11/14/2008	96.7	96.7	0.1459	14.11	2323	19.6898%	Fecal		CFU/100 mL	200	283.2	86400	-	69,058.9
5439000	6/25/2016	96.7	96.7	0.1459	14.11	2323	19.6898%	Fecal		CFU/100 mL	200	283.2	86400	-	69,058.9
5439000	11/30/2019	96.7	96.7	0.1459	14.11	2323	19.6898%	Fecal		CFU/100 mL	200	283.2	86400	-	69,058.9
5439000	5/24/2017	96.6	96.6	0.1459	14.10	2328	19.7322%	Fecal		CFU/100 mL	200	283.2	86400	-	68,987.5
5439000	3/3/2009	96.3	96.3	0.1459	14.05	2329	19.7406%	Fecal		CFU/100 mL	200	283.2	86400	-	68,773.2
5439000	5/8/2010	96.3	96.3	0.1459	14.05	2329	19.7406%	Fecal		CFU/100 mL	200	283.2	86400	-	68,773.2
5439000	1/8/2016	96.3	96.3	0.1459	14.05	2329	19.7406%	Fecal		CFU/100 mL	200	283.2	86400	-	68,773.2
5439000	11/24/2019	96.3	96.3	0.1459	14.05	2329	19.7406%	Fecal		CFU/100 mL	200	283.2	86400	-	68,773.2
5439000	12/14/2008	96.2	96.2	0.1459	14.04	2333	19.7745%	Fecal		CFU/100 mL	200	283.2	86400	-	68,701.8
5439000	2/1/2012	96.2	96.2	0.1459	14.04	2333	19.7745%	Fecal		CFU/100 mL	200	283.2	86400	-	68,701.8
5439000	10/19/2017	96.2	96.2	0.1459	14.04	2333	19.7745%	Fecal		CFU/100 mL	200	283.2	86400	-	68,701.8
5439000	5/28/2002	96.1	96.1	0.1459	14.02	2336	19.8000%	Fecal		CFU/100 mL	200	283.2	86400	-	68,630.4
5439000	4/4/2004	96.1	96.1	0.1459	14.02	2336	19.8000%	Fecal		CFU/100 mL	200	283.2	86400	-	68,630.4
5439000	11/15/2008	96.1	96.1	0.1459	14.02	2336	19.8000%	Fecal		CFU/100 mL	200	283.2	86400	-	68,630.4
5439000	12/22/2011	96.1	96.1	0.1459	14.02	2336	19.8000%	Fecal		CFU/100 mL	200	283.2	86400	-	68,630.4
5439000	5/7/1991	96	96	0.1459	14.01	2340	19.8339%	Fecal		CFU/100 mL	200	283.2	86400	-	68,559.0

Gage ID	Date	Discharge (CFS)	Gage Discharge (less Surrogate NPDES) (CFS)	Watershed Area Ratio	Calculated flow (CFS)	Rank	Flow Exceedance %	Parameter	Results	Units (mg or micro_gram	Limit/Standard	100mL/CF	sec/day	Actual Load (million colonies/day)	Allowable Load (million colonies/day)
5439000	3/12/1992	96	96	0.1459	14.01	2340	19.8339%	Fecal		CFU/100 mL	200	283.2	86400	-	68,559.0
5439000	3/13/1993	96	96	0.1459	14.01	2340	19.8339%	Fecal		CFU/100 mL	200	283.2	86400	-	68,559.0
5439000	8/4/1996	96	96	0.1459	14.01	2340	19.8339%	Fecal		CFU/100 mL	200	283.2	86400	-	68,559.0
5439000	8/14/1996	96	96	0.1459	14.01	2340	19.8339%	Fecal		CFU/100 mL	200	283.2	86400	-	68,559.0
5439000	3/13/1997	96	96	0.1459	14.01	2340	19.8339%	Fecal		CFU/100 mL	200	283.2	86400	-	68,559.0
5439000	3/14/1997	96	96	0.1459	14.01	2340	19.8339%	Fecal		CFU/100 mL	200	283.2	86400	-	68,559.0
5439000	5/12/1997	96	96	0.1459	14.01	2340	19.8339%	Fecal		CFU/100 mL	200	283.2	86400	-	68,559.0
5439000	3/17/1998	96	96	0.1459	14.01	2340	19.8339%	Fecal		CFU/100 mL	200	283.2	86400	-	68,559.0
5439000	6/9/1999	96	96	0.1459	14.01	2340	19.8339%	Fecal		CFU/100 mL	200	283.2	86400	-	68,559.0
5439000	4/14/2001	96	96	0.1459	14.01	2340	19.8339%	Fecal		CFU/100 mL	200	283.2	86400	-	68,559.0
5439000	6/1/2001	96	96	0.1459	14.01	2340	19.8339%	Fecal		CFU/100 mL	200	283.2	86400	-	68,559.0
5439000	2/18/2009	96	96	0.1459	14.01	2340	19.8339%	Fecal		CFU/100 mL	200	283.2	86400	-	68,559.0
5439000	2/21/2014	95.9	95.9	0.1459	14.00	2353	19.9441%	Fecal		CFU/100 mL	200	283.2	86400	-	68,487.6
5439000	7/4/2021	95.9	95.9	0.1459	14.00	2353	19.9441%	Fecal		CFU/100 mL	200	283.2	86400	-	68,487.6
5439000	7/9/2015	95.8	95.8	0.1459	13.98	2355	19.9610%	Fecal		CFU/100 mL	200	283.2	86400	-	68,416.1
5439000	4/12/2010	95.7	95.7	0.1459	13.97	2356	19.9695%	Fecal		CFU/100 mL	200	283.2	86400	-	68,344.7
5439000	6/21/2011	95.7	95.7	0.1459	13.97	2356	19.9695%	Fecal		CFU/100 mL	200	283.2	86400	-	68,344.7
5439000	7/30/2017	95.7	95.7	0.1459	13.97	2356	19.9695%	Fecal		CFU/100 mL	200	283.2	86400	-	68,344.7
5439000	3/25/2020	95.7	95.7	0.1459	13.97	2356	19.9695%	Fecal		CFU/100 mL	200	283.2	86400	-	68,344.7
5439000	2/24/2002	95.6	95.6	0.1459	13.95	2360	20.0034%	Fecal		CFU/100 mL	200	283.2	86400	-	68,273.3
5439000	3/15/2002	95.6	95.6	0.1459	13.95	2360	20.0034%	Fecal		CFU/100 mL	200	283.2	86400	-	68,273.3
5439000	11/25/2009	95.4	95.4	0.1459	13.92	2362	20.0203%	Fecal		CFU/100 mL	200	283.2	86400	-	68,130.5
5439000	4/15/2014	95.4	95.4	0.1459	13.92	2362	20.0203%	Fecal		CFU/100 mL	200	283.2	86400	-	68,130.5
5439000	10/20/1993	95.3	95.3	0.1459	13.91	2364	20.0373%	Fecal		CFU/100 mL	200	283.2	86400	-	68,059.1
5439000	5/25/2018	95.3	95.3	0.1459	13.91	2364	20.0373%	Fecal		CFU/100 mL	200	283.2	86400	-	68,059.1
5439000	5/30/2017	95.2	95.2	0.1459	13.89	2366	20.0542%	Fecal		CFU/100 mL	200	283.2	86400	-	67,987.7
5439000	3/23/2009	95.1	95.1	0.1459	13.88	2367	20.0627%	Fecal		CFU/100 mL	200	283.2	86400	-	67,916.2
5439000	4/15/1990	95	95	0.1459	13.86	2368	20.0712%	Fecal		CFU/100 mL	200	283.2	86400	-	67,844.8
5439000	6/15/1990	95	95	0.1459	13.86	2368	20.0712%	Fecal		CFU/100 mL	200	283.2	86400	-	67,844.8
5439000	12/16/1990	95	95	0.1459	13.86	2368	20.0712%	Fecal		CFU/100 mL	200	283.2	86400	-	67,844.8
5439000	12/20/1990	95	95	0.1459	13.86	2368	20.0712%	Fecal		CFU/100 mL	200	283.2	86400	-	67,844.8
5439000	5/22/1991	95	95	0.1459	13.86	2368	20.0712%	Fecal		CFU/100 mL	200	283.2	86400	-	67,844.8
5439000	3/25/1992	95	95	0.1459	13.86	2368	20.0712%	Fecal		CFU/100 mL	200	283.2	86400	-	67,844.8
5439000	3/14/1995	95	95	0.1459	13.86	2368	20.0712%	Fecal		CFU/100 mL	200	283.2	86400	-	67,844.8
5439000	5/23/1999	95	95	0.1459	13.86	2368	20.0712%	Fecal		CFU/100 mL	200	283.2	86400	-	67,844.8
5439000	6/10/2001	95	95	0.1459	13.86	2368	20.0712%	Fecal		CFU/100 mL	200	283.2	86400	-	67,844.8
5439000	6/10/2006	95	95	0.1459	13.86	2368	20.0712%	Fecal		CFU/100 mL	200	283.2	86400	-	67,844.8
5439000	3/26/2011	95	95	0.1459	13.86	2368	20.0712%	Fecal		CFU/100 mL	200	283.2	86400	-	67,844.8
5439000	4/4/2016	95	95	0.1459	13.86	2368	20.0712%	Fecal		CFU/100 mL	200	283.2	86400	-	67,844.8
5439000	11/29/2019	95	95	0.1459	13.86	2368	20.0712%	Fecal		CFU/100 mL	200	283.2	86400	-	67,844.8
5439000	3/25/2010	94.9	94.9	0.1459	13.85	2381	20.1814%	Fecal		CFU/100 mL	200	283.2	86400	-	67,773.4
5439000	12/9/2018	94.9	94.9	0.1459	13.85	2381	20.1814%	Fecal		CFU/100 mL	200	283.2	86400	-	67,773.4
5439000	11/8/2009	94.7	94.7	0.1459	13.82	2383	20.1983%	Fecal		CFU/100 mL	200	283.2	86400	-	67,630.6
5439000	8/21/2014	94.7	94.7	0.1459	13.82	2383	20.1983%	Fecal		CFU/100 mL	200	283.2	86400	-	67,630.6
5439000	7/16/2015	94.6	94.6	0.1459	13.81	2385	20.2153%	Fecal		CFU/100 mL	200	283.2	86400	-	67,559.2
5439000	1/4/2020	94.6	94.6	0.1459	13.81	2385	20.2153%	Fecal		CFU/100 mL	200	283.2	86400	-	67,559.2
5439000	3/16/2011	94.5	94.5	0.1459	13.79	2387	20.2322%	Fecal		CFU/100 mL	200	283.2	86400	-	67,487.7
5439000	3/19/2020	94.5	94.5	0.1459	13.79	2387	20.2322%	Fecal		CFU/100 mL	200	283.2	86400	-	67,487.7
5439000	4/20/2008	94.4	94.4	0.1459	13.78	2389	20.2492%	Fecal		CFU/100 mL	200	283.2	86400	-	67,416.3
5439000	1/5/2016	94.4	94.4	0.1459	13.78	2389	20.2492%	Fecal		CFU/100 mL	200	283.2	86400	-	67,416.3
5439000	1/18/2016	94.4	94.4	0.1459	13.78	2389	20.2492%	Fecal		CFU/100 mL	200	283.2	86400	-	67,416.3
5439000	3/30/2016	94.4	94.4	0.1459	13.78	2389	20.2492%	Fecal		CFU/100 mL	200	283.2	86400	-	67,416.3
5439000	4/7/2020	94.4	94.4	0.1459	13.78	2389	20.2492%	Fecal		CFU/100 mL	200	283.2	86400	-	67,416.3
5439000	7/11/2021	94.4	94.4	0.1459	13.78	2389	20.2492%	Fecal		CFU/100 mL	200	283.2	86400	-	67,416.3
5439000	7/1/2015	94.3	94.3	0.1459	13.76	2395	20.3001%	Fecal		CFU/100 mL	200	283.2	86400	-	67,344.9
5439000	5/4/2003	94.1	94.1	0.1459	13.73	2396	20.3085%	Fecal		CFU/100 mL	200	283.2	86400	-	67,202.1
5439000	4/18/2019	94.1	94.1	0.1459	13.73	2396	20.3085%	Fecal		CFU/100 mL	200	283.2	86400	-	67,202.1
5439000	1/20/2020	94.1	94.1	0.1459	13.73	2396	20.3085%	Fecal		CFU/100 mL	200	283.2	86400	-	67,202.1
5439000	6/17/1990	94	94	0.1459	13.72	2399	20.3340%	Fecal		CFU/100 mL	200	283.2	86400	-	67,130.7
5439000	2/8/1991	94	94	0.1459	13.72	2399	20.3340%	Fecal		CFU/100 mL	200	283.2	86400	-	67,130.7
5439000	4/3/1991	94	94	0.1459	13.72	2399	20.3340%	Fecal		CFU/100 mL	200	283.2	86400	-	67,130.7
5439000	11/18/1992	94	94	0.1459	13.72	2399	20.3340%	Fecal		CFU/100 mL	200	283.2	86400	-	67,130.7
5439000	7/30/1993	94	94	0.1459	13.72	2399	20.3340%	Fecal		CFU/100 mL	200	283.2	86400	-	67,130.7
5439000	6/4/2001	94	94	0.1459	13.72	2399	20.3340%	Fecal		CFU/100 mL	200	283.2	86400	-	67,130.7
5439000	5/24/2009	94	94	0.1459	13.72	2399	20.3340%	Fecal		CFU/100 mL	200	283.2	86400	-	67,130.7
5439000	5/22/2017	93.9	93.9	0.1459	13.70	2406	20.3933%	Fecal		CFU/100 mL	200	283.2	86400	-	67,059.3
5439000	6/11/2019	93.9	93.9	0.1459	13.70	2406	20.3933%	Fecal		CFU/100 mL	200	283.2	86400	-	67,059.3
5439000	10/17/2019	93.9	93.9	0.1459	13.70	2406	20.3933%	Fecal		CFU/100 mL	200	283.2	86400	-	67,059.3
5439000	11/10/2019	93.9	93.9	0.1459	13.70	2406	20.3933%	Fecal		CFU/100 mL	200	283.2	86400	-	67,059.3
5439000	12/3/2019	93.9	93.9	0.1459	13.70	2406	20.3933%	Fecal		CFU/100 mL	200	283.2	86400	-	67,059.3
5439000	12/12/2003	93.8	93.8	0.1459	13.69	2411	20.4357%	Fecal		CFU/100 mL	200	283.2	86400	-	66,987.8
5439000	5/29/2002	93.6	93.6	0.1459	13.66	2412	20.4441%	Fecal		CFU/100 mL	200	283.2	86400	-	66,845.0
5439000	5/23/2003	93.6	93.6	0.1459	13.66	2412	20.4441%	Fecal		CFU/100 mL	200	283.2	86400	-	66,845.0
5439000	5/23/2017	93.5	93.5	0.1459	13.64	2414	20.4611%	Fecal		CFU/100 mL	200	283.2	86400	-	66,773.6
5439000	10/21/1993	93.4	93.4	0.1459	13.63	2415	20.4696%	Fecal		CFU/100 mL	200	283.2	86400	-	66,702.2
5439000	6/1/2008	93.4	93.4	0.1459	13.63	2415	20.4696%	Fecal		CFU/100 mL	200	283.2	86400	-	66,702.2
5439000	6/30/2010	93.4	93.4	0.1459	13.63	2415	20.4696%	Fecal		CFU/100 mL	200	283.2	86400	-	66,702.2
5439000	7/12/2014	93.4	93.4	0.1459	13.63	2415	20.4696%	Fecal		CFU/100 mL	200	283.2	86400	-	66,702.2
5439000	1/5/2019	93.4	93.4	0.1459	13.63	2415	20.4696%	Fecal		CFU/100 mL	200	283.2	86400	-	66,702.2
5439000	1/18/2020	93.4	93.4	0.1459	13.63	2415	20.4696%	Fecal		CFU/100 mL	200	283.2	86400	-	66,702.2
5439000	5/30/2020	93.4	93.4	0.1459	13.63	2415	20.4696%	Fecal		CFU/100 mL	200	283.2	86400	-	66,702.2
5439000	3/2/2022	93.4	93.4	0.1459	13.63	2415	20.4696%	Fecal		CFU/100 mL	200	283.2	86400	-	66,702.2
5439000	4/16/2022	93.4	93.4	0.1459	13.63	2415	20.4696%	Fecal		CFU/100 mL	200	283.2	86400	-	66,702.2
5439000	4/25/2004	93.3	93.3	0.1459	13.62	2424	20.5459%	Fecal		CFU/100 mL	200	283.2	86400	-	66,630.8
5439000	11/20/2017	93.3	93.3	0.1459	13.62	2424	20.5459%	Fecal		CFU/100 mL	200	283.2	86400	-	66,630.8
5439000	3/8/2018	93.3	93.3	0.1459	13.62	2424	20.5459%	Fecal		CFU/100 mL	200	283.2	86400	-	66,630.8
5439000	1/14/2016	93.2	93.2	0.1459	13.60	2427	20.5713%	Fecal		CFU/100 mL	200	283.2	86400	-	66,559.3
5439000	8/22/2002	93.1	93.1	0.1459	13.59	2428	20.5798%	Fecal		CFU/100 mL	200	283.2	86400	-	66,487.9
5439000	6/21/2004	93.1	93.1	0.1459	13.59	2428	20.5798%	Fecal		CFU/100 mL	200	283.2	86400	-	66,487.9
5439000	5/5/1991	93	93	0.1459	13.57	2430	20.5967%	Fecal		CFU/100 mL	200	283.2	86400	-	66,416.5

Gage ID	Date	Discharge (CFS)	Gage Discharge (less Surrogate NPDES) (CFS)	Watershed Area Ratio	Calculated flow (CFS)	Rank	Flow Exceedance %	Parameter	Results	Units (mg or micro_gram	Limit/Standard	100mL/CF	sec/day	Actual Load (million colonies/day)	Allowable Load (million colonies/day)
5439000	2/28/1992	93	93	0.1459	13.57	2430	20.5967%	Fecal		CFU/100 mL	200	283.2	86400	-	66,416.5
5439000	12/6/1992	93	93	0.1459	13.57	2430	20.5967%	Fecal		CFU/100 mL	200	283.2	86400	-	66,416.5
5439000	1/10/1993	93	93	0.1459	13.57	2430	20.5967%	Fecal		CFU/100 mL	200	283.2	86400	-	66,416.5
5439000	11/27/1994	93	93	0.1459	13.57	2430	20.5967%	Fecal		CFU/100 mL	200	283.2	86400	-	66,416.5
5439000	5/20/1997	93	93	0.1459	13.57	2430	20.5967%	Fecal		CFU/100 mL	200	283.2	86400	-	66,416.5
5439000	3/28/1998	93	93	0.1459	13.57	2430	20.5967%	Fecal		CFU/100 mL	200	283.2	86400	-	66,416.5
5439000	11/13/1998	93	93	0.1459	13.57	2430	20.5967%	Fecal		CFU/100 mL	200	283.2	86400	-	66,416.5
5439000	6/6/2000	93	93	0.1459	13.57	2430	20.5967%	Fecal		CFU/100 mL	200	283.2	86400	-	66,416.5
5439000	2/23/2004	93	93	0.1459	13.57	2430	20.5967%	Fecal		CFU/100 mL	200	283.2	86400	-	66,416.5
5439000	4/11/2007	93	93	0.1459	13.57	2430	20.5967%	Fecal		CFU/100 mL	200	283.2	86400	-	66,416.5
5439000	12/17/2008	93	93	0.1459	13.57	2430	20.5967%	Fecal		CFU/100 mL	200	283.2	86400	-	66,416.5
5439000	12/20/2008	93	93	0.1459	13.57	2430	20.5967%	Fecal		CFU/100 mL	200	283.2	86400	-	66,416.5
5439000	6/6/2009	93	93	0.1459	13.57	2430	20.5967%	Fecal		CFU/100 mL	200	283.2	86400	-	66,416.5
5439000	1/30/2010	92.9	92.9	0.1459	13.56	2444	20.7154%	Fecal		CFU/100 mL	200	283.2	86400	-	66,345.1
5439000	5/4/2011	92.9	92.9	0.1459	13.56	2444	20.7154%	Fecal		CFU/100 mL	200	283.2	86400	-	66,345.1
5439000	3/12/2012	92.8	92.8	0.1459	13.54	2446	20.7323%	Fecal		CFU/100 mL	200	283.2	86400	-	66,273.7
5439000	4/22/2017	92.8	92.8	0.1459	13.54	2446	20.7323%	Fecal		CFU/100 mL	200	283.2	86400	-	66,273.7
5439000	6/12/2019	92.8	92.8	0.1459	13.54	2446	20.7323%	Fecal		CFU/100 mL	200	283.2	86400	-	66,273.7
5439000	2/14/2019	92.7	92.7	0.1459	13.53	2449	20.7578%	Fecal		CFU/100 mL	200	283.2	86400	-	66,202.3
5439000	4/21/2004	92.6	92.6	0.1459	13.51	2450	20.7662%	Fecal		CFU/100 mL	200	283.2	86400	-	66,130.8
5439000	7/9/2014	92.6	92.6	0.1459	13.51	2450	20.7662%	Fecal		CFU/100 mL	200	283.2	86400	-	66,130.8
5439000	3/27/2019	92.6	92.6	0.1459	13.51	2450	20.7662%	Fecal		CFU/100 mL	200	283.2	86400	-	66,130.8
5439000	4/10/2009	92.5	92.5	0.1459	13.50	2453	20.7917%	Fecal		CFU/100 mL	200	283.2	86400	-	66,059.4
5439000	4/13/2015	92.5	92.5	0.1459	13.50	2453	20.7917%	Fecal		CFU/100 mL	200	283.2	86400	-	66,059.4
5439000	7/19/2015	92.5	92.5	0.1459	13.50	2453	20.7917%	Fecal		CFU/100 mL	200	283.2	86400	-	66,059.4
5439000	5/30/2002	92.4	92.4	0.1459	13.48	2456	20.8171%	Fecal		CFU/100 mL	200	283.2	86400	-	65,988.0
5439000	4/16/2002	92.3	92.3	0.1459	13.47	2457	20.8256%	Fecal		CFU/100 mL	200	283.2	86400	-	65,916.6
5439000	4/9/2016	92.3	92.3	0.1459	13.47	2457	20.8256%	Fecal		CFU/100 mL	200	283.2	86400	-	65,916.6
5439000	3/9/2020	92.3	92.3	0.1459	13.47	2457	20.8256%	Fecal		CFU/100 mL	200	283.2	86400	-	65,916.6
5439000	5/1/2006	92.2	92.2	0.1459	13.46	2460	20.8510%	Fecal		CFU/100 mL	200	283.2	86400	-	65,845.2
5439000	11/29/2009	92.2	92.2	0.1459	13.46	2460	20.8510%	Fecal		CFU/100 mL	200	283.2	86400	-	65,845.2
5439000	2/3/2019	92.2	92.2	0.1459	13.46	2460	20.8510%	Fecal		CFU/100 mL	200	283.2	86400	-	65,845.2
5439000	6/20/2019	92.2	92.2	0.1459	13.46	2460	20.8510%	Fecal		CFU/100 mL	200	283.2	86400	-	65,845.2
5439000	2/25/2020	92.2	92.2	0.1459	13.46	2460	20.8510%	Fecal		CFU/100 mL	200	283.2	86400	-	65,845.2
5439000	10/26/2001	92.1	92.1	0.1459	13.44	2465	20.8934%	Fecal		CFU/100 mL	200	283.2	86400	-	65,773.8
5439000	2/6/1990	92	92	0.1459	13.43	2466	20.9018%	Fecal		CFU/100 mL	200	283.2	86400	-	65,702.4
5439000	5/16/1991	92	92	0.1459	13.43	2466	20.9018%	Fecal		CFU/100 mL	200	283.2	86400	-	65,702.4
5439000	5/17/1991	92	92	0.1459	13.43	2466	20.9018%	Fecal		CFU/100 mL	200	283.2	86400	-	65,702.4
5439000	1/17/1992	92	92	0.1459	13.43	2466	20.9018%	Fecal		CFU/100 mL	200	283.2	86400	-	65,702.4
5439000	12/23/1992	92	92	0.1459	13.43	2466	20.9018%	Fecal		CFU/100 mL	200	283.2	86400	-	65,702.4
5439000	7/6/1993	92	92	0.1459	13.43	2466	20.9018%	Fecal		CFU/100 mL	200	283.2	86400	-	65,702.4
5439000	11/2/1994	92	92	0.1459	13.43	2466	20.9018%	Fecal		CFU/100 mL	200	283.2	86400	-	65,702.4
5439000	5/21/1995	92	92	0.1459	13.43	2466	20.9018%	Fecal		CFU/100 mL	200	283.2	86400	-	65,702.4
5439000	5/9/1996	92	92	0.1459	13.43	2466	20.9018%	Fecal		CFU/100 mL	200	283.2	86400	-	65,702.4
5439000	1/4/1998	92	92	0.1459	13.43	2466	20.9018%	Fecal		CFU/100 mL	200	283.2	86400	-	65,702.4
5439000	5/22/1998	92	92	0.1459	13.43	2466	20.9018%	Fecal		CFU/100 mL	200	283.2	86400	-	65,702.4
5439000	6/10/1999	92	92	0.1459	13.43	2466	20.9018%	Fecal		CFU/100 mL	200	283.2	86400	-	65,702.4
5439000	9/8/2007	92	92	0.1459	13.43	2466	20.9018%	Fecal		CFU/100 mL	200	283.2	86400	-	65,702.4
5439000	5/4/2002	91.9	91.9	0.1459	13.41	2479	21.0120%	Fecal		CFU/100 mL	200	283.2	86400	-	65,630.9
5439000	3/24/2013	91.9	91.9	0.1459	13.41	2479	21.0120%	Fecal		CFU/100 mL	200	283.2	86400	-	65,630.9
5439000	5/24/2016	91.9	91.9	0.1459	13.41	2479	21.0120%	Fecal		CFU/100 mL	200	283.2	86400	-	65,630.9
5439000	4/7/2007	91.8	91.8	0.1459	13.40	2482	21.0375%	Fecal		CFU/100 mL	200	283.2	86400	-	65,559.5
5439000	10/29/2008	91.7	91.7	0.1459	13.38	2483	21.0459%	Fecal		CFU/100 mL	200	283.2	86400	-	65,488.1
5439000	2/21/2008	91.6	91.6	0.1459	13.37	2484	21.0544%	Fecal		CFU/100 mL	200	283.2	86400	-	65,416.7
5439000	10/9/2008	91.6	91.6	0.1459	13.37	2484	21.0544%	Fecal		CFU/100 mL	200	283.2	86400	-	65,416.7
5439000	3/15/2016	91.6	91.6	0.1459	13.37	2484	21.0544%	Fecal		CFU/100 mL	200	283.2	86400	-	65,416.7
5439000	2/25/2011	91.5	91.5	0.1459	13.35	2487	21.0798%	Fecal		CFU/100 mL	200	283.2	86400	-	65,345.3
5439000	12/9/2015	91.5	91.5	0.1459	13.35	2487	21.0798%	Fecal		CFU/100 mL	200	283.2	86400	-	65,345.3
5439000	12/12/2006	91.4	91.4	0.1459	13.34	2489	21.0968%	Fecal		CFU/100 mL	200	283.2	86400	-	65,273.9
5439000	6/1/2013	91.4	91.4	0.1459	13.34	2489	21.0968%	Fecal		CFU/100 mL	200	283.2	86400	-	65,273.9
5439000	1/11/2019	91.3	91.3	0.1459	13.32	2491	21.1137%	Fecal		CFU/100 mL	200	283.2	86400	-	65,202.4
5439000	5/20/2017	91.2	91.2	0.1459	13.31	2492	21.1222%	Fecal		CFU/100 mL	200	283.2	86400	-	65,131.0
5439000	2/11/1990	91	91	0.1459	13.28	2493	21.1307%	Fecal		CFU/100 mL	200	283.2	86400	-	64,988.2
5439000	5/28/1990	91	91	0.1459	13.28	2493	21.1307%	Fecal		CFU/100 mL	200	283.2	86400	-	64,988.2
5439000	12/5/1992	91	91	0.1459	13.28	2493	21.1307%	Fecal		CFU/100 mL	200	283.2	86400	-	64,988.2
5439000	5/13/1993	91	91	0.1459	13.28	2493	21.1307%	Fecal		CFU/100 mL	200	283.2	86400	-	64,988.2
5439000	6/10/1995	91	91	0.1459	13.28	2493	21.1307%	Fecal		CFU/100 mL	200	283.2	86400	-	64,988.2
5439000	1/5/1997	91	91	0.1459	13.28	2493	21.1307%	Fecal		CFU/100 mL	200	283.2	86400	-	64,988.2
5439000	5/3/1997	91	91	0.1459	13.28	2493	21.1307%	Fecal		CFU/100 mL	200	283.2	86400	-	64,988.2
5439000	3/27/1998	91	91	0.1459	13.28	2493	21.1307%	Fecal		CFU/100 mL	200	283.2	86400	-	64,988.2
5439000	7/5/1998	91	91	0.1459	13.28	2493	21.1307%	Fecal		CFU/100 mL	200	283.2	86400	-	64,988.2
5439000	3/19/2016	91	91	0.1459	13.28	2493	21.1307%	Fecal		CFU/100 mL	200	283.2	86400	-	64,988.2
5439000	5/19/2017	91	91	0.1459	13.28	2493	21.1307%	Fecal		CFU/100 mL	200	283.2	86400	-	64,988.2
5439000	6/15/2019	91	91	0.1459	13.28	2493	21.1307%	Fecal		CFU/100 mL	200	283.2	86400	-	64,988.2
5439000	3/9/2012	90.9	90.9	0.1459	13.27	2505	21.2324%	Fecal		CFU/100 mL	200	283.2	86400	-	64,916.8
5439000	7/1/1994	90.8	90.8	0.1459	13.25	2506	21.2409%	Fecal		CFU/100 mL	200	283.2	86400	-	64,845.4
5439000	3/29/2016	90.8	90.8	0.1459	13.25	2506	21.2409%	Fecal		CFU/100 mL	200	283.2	86400	-	64,845.4
5439000	5/31/2018	90.8	90.8	0.1459	13.25	2506	21.2409%	Fecal		CFU/100 mL	200	283.2	86400	-	64,845.4
5439000	4/30/2015	90.7	90.7	0.1459	13.24	2509	21.2663%	Fecal		CFU/100 mL	200	283.2	86400	-	64,774.0
5439000	6/17/2002	90.6	90.6	0.1459	13.22	2510	21.2748%	Fecal		CFU/100 mL	200	283.2	86400	-	64,702.5
5439000	12/6/2011	90.6	90.6	0.1459	13.22	2510	21.2748%	Fecal		CFU/100 mL	200	283.2	86400	-	64,702.5
5439000	6/3/2016	90.6	90.6	0.1459	13.22	2510	21.2748%	Fecal		CFU/100 mL	200	283.2	86400	-	64,702.5
5439000	10/24/2019	90.6	90.6	0.1459	13.22	2510	21.2748%	Fecal		CFU/100 mL	200	283.2	86400	-	64,702.5
5439000	5/12/2012	90.4	90.4	0.1459	13.19	2514	21.3087%	Fecal		CFU/100 mL	200	283.2	86400	-	64,559.7
5439000	1/3/2010	90.3	90.3	0.1459	13.18	2515	21.3172%	Fecal		CFU/100 mL	200	283.2	86400	-	64,488.3
5439000	3/18/2015	90.3	90.3	0.1459	13.18	2515	21.3172%	Fecal		CFU/100 mL	200	283.2	86400	-	64,488.3
5439000	4/15/2013	90.1	90.1	0.1459	13.15	2517	21.3341%	Fecal		CFU/100 mL	200	283.2	86400	-	64,345.5
5439000	5/7/2020	90.1	90.1	0.1459	13.15	2517	21.3341%	Fecal		CFU/100 mL	200	283.2	86400	-	64,345.5
5439000	2/25/1990	90	90	0.1459	13.13	2519	21.3511%	Fecal		CFU/100 mL	200	283.2	86400	-	64,274.0
5439000	8/12/1990	90	90	0.1459	13.13	2519	21.3511%	Fecal		CFU/100 mL	200	283.2	86400	-	64,274.0

Gage ID	Date	Discharge (CFS)	Gage Discharge (less Surrogate NPDES) (CFS)	Watershed Area Ratio	Calculated flow (CFS)	Rank	Flow Exceedance %	Parameter	Results	Units (mg or micro_gram	Limit/Standard	100mL/CF	sec/day	Actual Load (million colonies/day)	Allowable Load (million colonies/day)
5439000	12/7/1990	90	90	0.1459	13.13	2519	21.3511%	Fecal		CFU/100 mL	200	283.2	86400	-	64,274.0
5439000	4/4/1991	90	90	0.1459	13.13	2519	21.3511%	Fecal		CFU/100 mL	200	283.2	86400	-	64,274.0
5439000	6/7/1991	90	90	0.1459	13.13	2519	21.3511%	Fecal		CFU/100 mL	200	283.2	86400	-	64,274.0
5439000	11/6/1992	90	90	0.1459	13.13	2519	21.3511%	Fecal		CFU/100 mL	200	283.2	86400	-	64,274.0
5439000	12/24/1992	90	90	0.1459	13.13	2519	21.3511%	Fecal		CFU/100 mL	200	283.2	86400	-	64,274.0
5439000	3/14/1993	90	90	0.1459	13.13	2519	21.3511%	Fecal		CFU/100 mL	200	283.2	86400	-	64,274.0
5439000	10/4/1993	90	90	0.1459	13.13	2519	21.3511%	Fecal		CFU/100 mL	200	283.2	86400	-	64,274.0
5439000	10/10/1993	90	90	0.1459	13.13	2519	21.3511%	Fecal		CFU/100 mL	200	283.2	86400	-	64,274.0
5439000	3/16/1994	90	90	0.1459	13.13	2519	21.3511%	Fecal		CFU/100 mL	200	283.2	86400	-	64,274.0
5439000	11/18/1994	90	90	0.1459	13.13	2519	21.3511%	Fecal		CFU/100 mL	200	283.2	86400	-	64,274.0
5439000	12/24/1994	90	90	0.1459	13.13	2519	21.3511%	Fecal		CFU/100 mL	200	283.2	86400	-	64,274.0
5439000	1/6/1995	90	90	0.1459	13.13	2519	21.3511%	Fecal		CFU/100 mL	200	283.2	86400	-	64,274.0
5439000	3/15/1995	90	90	0.1459	13.13	2519	21.3511%	Fecal		CFU/100 mL	200	283.2	86400	-	64,274.0
5439000	4/9/1995	90	90	0.1459	13.13	2519	21.3511%	Fecal		CFU/100 mL	200	283.2	86400	-	64,274.0
5439000	4/26/1995	90	90	0.1459	13.13	2519	21.3511%	Fecal		CFU/100 mL	200	283.2	86400	-	64,274.0
5439000	5/4/1997	90	90	0.1459	13.13	2519	21.3511%	Fecal		CFU/100 mL	200	283.2	86400	-	64,274.0
5439000	3/2/1998	90	90	0.1459	13.13	2519	21.3511%	Fecal		CFU/100 mL	200	283.2	86400	-	64,274.0
5439000	6/24/1999	90	90	0.1459	13.13	2519	21.3511%	Fecal		CFU/100 mL	200	283.2	86400	-	64,274.0
5439000	6/30/2000	90	90	0.1459	13.13	2519	21.3511%	Fecal		CFU/100 mL	200	283.2	86400	-	64,274.0
5439000	2/19/2009	90	90	0.1459	13.13	2519	21.3511%	Fecal		CFU/100 mL	200	283.2	86400	-	64,274.0
5439000	5/25/2009	90	90	0.1459	13.13	2519	21.3511%	Fecal		CFU/100 mL	200	283.2	86400	-	64,274.0
5439000	4/8/2011	90	90	0.1459	13.13	2519	21.3511%	Fecal		CFU/100 mL	200	283.2	86400	-	64,274.0
5439000	3/5/2012	90	90	0.1459	13.13	2519	21.3511%	Fecal		CFU/100 mL	200	283.2	86400	-	64,274.0
5439000	2/28/1994	89.9	89.9	0.1459	13.12	2544	21.5630%	Fecal		CFU/100 mL	200	283.2	86400	-	64,202.6
5439000	7/6/2013	89.9	89.9	0.1459	13.12	2544	21.5630%	Fecal		CFU/100 mL	200	283.2	86400	-	64,202.6
5439000	1/19/2020	89.9	89.9	0.1459	13.12	2544	21.5630%	Fecal		CFU/100 mL	200	283.2	86400	-	64,202.6
5439000	12/15/2008	89.8	89.8	0.1459	13.10	2547	21.5884%	Fecal		CFU/100 mL	200	283.2	86400	-	64,131.2
5439000	6/27/2006	89.7	89.7	0.1459	13.09	2548	21.5969%	Fecal		CFU/100 mL	200	283.2	86400	-	64,059.8
5439000	10/18/2019	89.7	89.7	0.1459	13.09	2548	21.5969%	Fecal		CFU/100 mL	200	283.2	86400	-	64,059.8
5439000	2/7/2020	89.7	89.7	0.1459	13.09	2548	21.5969%	Fecal		CFU/100 mL	200	283.2	86400	-	64,059.8
5439000	3/17/2011	89.6	89.6	0.1459	13.08	2551	21.6223%	Fecal		CFU/100 mL	200	283.2	86400	-	63,988.4
5439000	6/16/2018	89.6	89.6	0.1459	13.08	2551	21.6223%	Fecal		CFU/100 mL	200	283.2	86400	-	63,988.4
5439000	5/31/2002	89.5	89.5	0.1459	13.06	2553	21.6393%	Fecal		CFU/100 mL	200	283.2	86400	-	63,917.0
5439000	6/2/2015	89.5	89.5	0.1459	13.06	2553	21.6393%	Fecal		CFU/100 mL	200	283.2	86400	-	63,917.0
5439000	9/27/2008	89.4	89.4	0.1459	13.05	2555	21.6562%	Fecal		CFU/100 mL	200	283.2	86400	-	63,845.6
5439000	2/2/2016	89.4	89.4	0.1459	13.05	2555	21.6562%	Fecal		CFU/100 mL	200	283.2	86400	-	63,845.6
5439000	12/4/2019	89.4	89.4	0.1459	13.05	2555	21.6562%	Fecal		CFU/100 mL	200	283.2	86400	-	63,845.6
5439000	4/29/2002	89.3	89.3	0.1459	13.03	2558	21.6816%	Fecal		CFU/100 mL	200	283.2	86400	-	63,774.1
5439000	6/19/2004	89.3	89.3	0.1459	13.03	2558	21.6816%	Fecal		CFU/100 mL	200	283.2	86400	-	63,774.1
5439000	5/5/2011	89.3	89.3	0.1459	13.03	2558	21.6816%	Fecal		CFU/100 mL	200	283.2	86400	-	63,774.1
5439000	5/6/2011	89.3	89.3	0.1459	13.03	2558	21.6816%	Fecal		CFU/100 mL	200	283.2	86400	-	63,774.1
5439000	5/4/2015	89.3	89.3	0.1459	13.03	2558	21.6816%	Fecal		CFU/100 mL	200	283.2	86400	-	63,774.1
5439000	4/9/2011	89.2	89.2	0.1459	13.02	2563	21.7240%	Fecal		CFU/100 mL	200	283.2	86400	-	63,702.7
5439000	11/14/2011	89.2	89.2	0.1459	13.02	2563	21.7240%	Fecal		CFU/100 mL	200	283.2	86400	-	63,702.7
5439000	5/21/2015	89.2	89.2	0.1459	13.02	2563	21.7240%	Fecal		CFU/100 mL	200	283.2	86400	-	63,702.7
5439000	1/6/2016	89.2	89.2	0.1459	13.02	2563	21.7240%	Fecal		CFU/100 mL	200	283.2	86400	-	63,702.7
5439000	5/24/1990	89	89	0.1459	12.99	2567	21.7579%	Fecal		CFU/100 mL	200	283.2	86400	-	63,559.9
5439000	12/14/1990	89	89	0.1459	12.99	2567	21.7579%	Fecal		CFU/100 mL	200	283.2	86400	-	63,559.9
5439000	2/22/1991	89	89	0.1459	12.99	2567	21.7579%	Fecal		CFU/100 mL	200	283.2	86400	-	63,559.9
5439000	12/16/1991	89	89	0.1459	12.99	2567	21.7579%	Fecal		CFU/100 mL	200	283.2	86400	-	63,559.9
5439000	11/4/1992	89	89	0.1459	12.99	2567	21.7579%	Fecal		CFU/100 mL	200	283.2	86400	-	63,559.9
5439000	11/19/1992	89	89	0.1459	12.99	2567	21.7579%	Fecal		CFU/100 mL	200	283.2	86400	-	63,559.9
5439000	1/31/1993	89	89	0.1459	12.99	2567	21.7579%	Fecal		CFU/100 mL	200	283.2	86400	-	63,559.9
5439000	9/20/1993	89	89	0.1459	12.99	2567	21.7579%	Fecal		CFU/100 mL	200	283.2	86400	-	63,559.9
5439000	3/15/1997	89	89	0.1459	12.99	2567	21.7579%	Fecal		CFU/100 mL	200	283.2	86400	-	63,559.9
5439000	2/17/1999	89	89	0.1459	12.99	2567	21.7579%	Fecal		CFU/100 mL	200	283.2	86400	-	63,559.9
5439000	5/24/1999	89	89	0.1459	12.99	2567	21.7579%	Fecal		CFU/100 mL	200	283.2	86400	-	63,559.9
5439000	4/17/2001	89	89	0.1459	12.99	2567	21.7579%	Fecal		CFU/100 mL	200	283.2	86400	-	63,559.9
5439000	2/19/2005	89	89	0.1459	12.99	2567	21.7579%	Fecal		CFU/100 mL	200	283.2	86400	-	63,559.9
5439000	4/7/2008	89	89	0.1459	12.99	2567	21.7579%	Fecal		CFU/100 mL	200	283.2	86400	-	63,559.9
5439000	7/17/2021	88.9	88.9	0.1459	12.97	2581	21.8766%	Fecal		CFU/100 mL	200	283.2	86400	-	63,488.5
5439000	10/8/2018	88.8	88.8	0.1459	12.96	2582	21.8851%	Fecal		CFU/100 mL	200	283.2	86400	-	63,417.1
5439000	3/28/2019	88.7	88.7	0.1459	12.94	2583	21.8935%	Fecal		CFU/100 mL	200	283.2	86400	-	63,345.6
5439000	3/26/2020	88.7	88.7	0.1459	12.94	2583	21.8935%	Fecal		CFU/100 mL	200	283.2	86400	-	63,345.6
5439000	4/13/2010	88.6	88.6	0.1459	12.93	2585	21.9105%	Fecal		CFU/100 mL	200	283.2	86400	-	63,274.2
5439000	2/26/2022	88.6	88.6	0.1459	12.93	2585	21.9105%	Fecal		CFU/100 mL	200	283.2	86400	-	63,274.2
5439000	3/10/2008	88.5	88.5	0.1459	12.92	2587	21.9274%	Fecal		CFU/100 mL	200	283.2	86400	-	63,202.8
5439000	4/10/2016	88.5	88.5	0.1459	12.92	2587	21.9274%	Fecal		CFU/100 mL	200	283.2	86400	-	63,202.8
5439000	5/25/2017	88.4	88.4	0.1459	12.90	2589	21.9444%	Fecal		CFU/100 mL	200	283.2	86400	-	63,131.4
5439000	3/15/2020	88.4	88.4	0.1459	12.90	2589	21.9444%	Fecal		CFU/100 mL	200	283.2	86400	-	63,131.4
5439000	12/21/2008	88.3	88.3	0.1459	12.89	2591	21.9613%	Fecal		CFU/100 mL	200	283.2	86400	-	63,060.0
5439000	4/17/2007	88.2	88.2	0.1459	12.87	2592	21.9698%	Fecal		CFU/100 mL	200	283.2	86400	-	62,988.6
5439000	2/20/2005	88.1	88.1	0.1459	12.86	2593	21.9783%	Fecal		CFU/100 mL	200	283.2	86400	-	62,917.1
5439000	3/3/2022	88.1	88.1	0.1459	12.86	2593	21.9783%	Fecal		CFU/100 mL	200	283.2	86400	-	62,917.1
5439000	2/28/1990	88	88	0.1459	12.84	2595	21.9953%	Fecal		CFU/100 mL	200	283.2	86400	-	62,845.7
5439000	2/9/1991	88	88	0.1459	12.84	2595	21.9953%	Fecal		CFU/100 mL	200	283.2	86400	-	62,845.7
5439000	11/10/1992	88	88	0.1459	12.84	2595	21.9953%	Fecal		CFU/100 mL	200	283.2	86400	-	62,845.7
5439000	3/16/1993	88	88	0.1459	12.84	2595	21.9953%	Fecal		CFU/100 mL	200	283.2	86400	-	62,845.7
5439000	12/31/1994	88	88	0.1459	12.84	2595	21.9953%	Fecal		CFU/100 mL	200	283.2	86400	-	62,845.7
5439000	1/3/1995	88	88	0.1459	12.84	2595	21.9953%	Fecal		CFU/100 mL	200	283.2	86400	-	62,845.7
5439000	5/3/1995	88	88	0.1459	12.84	2595	21.9953%	Fecal		CFU/100 mL	200	283.2	86400	-	62,845.7
5439000	8/15/1996	88	88	0.1459	12.84	2595	21.9953%	Fecal		CFU/100 mL	200	283.2	86400	-	62,845.7
5439000	3/16/1999	88	88	0.1459	12.84	2595	21.9953%	Fecal		CFU/100 mL	200	283.2	86400	-	62,845.7
5439000	9/29/1999	88	88	0.1459	12.84	2595	21.9953%	Fecal		CFU/100 mL	200	283.2	86400	-	62,845.7
5439000	4/26/2000	88	88	0.1459	12.84	2595	21.9953%	Fecal		CFU/100 mL	200	283.2	86400	-	62,845.7
5439000	2/22/2001	88	88	0.1459	12.84	2595	21.9953%	Fecal		CFU/100 mL	200	283.2	86400	-	62,845.7
5439000	5/5/2007	88	88	0.1459	12.84	2595	21.9953%	Fecal		CFU/100 mL	200	283.2	86400	-	62,845.7
5439000	6/7/2009	88	88	0.1459	12.84	2595	21.9953%	Fecal		CFU/100 mL	200	283.2	86400	-	62,845.7
5439000	6/4/2016	88	88	0.1459	12.84	2595	21.9953%	Fecal		CFU/100 mL	200	283.2	86400	-	62,845.7
5439000	12/28/2006	87.9	87.9	0.1459	12.83	2610	22.1224%	Fecal		CFU/100 mL	200	283.2	86400	-	62,774.3

Gage ID	Date	Discharge (CFS)	Gage Discharge (less Surrogate NPDES) (CFS)	Watershed Area Ratio	Calculated flow (CFS)	Rank	Flow Exceedance %	Parameter	Results	Units (mg or micro_gram	Limit/Standard	100mL/CF	sec/day	Actual Load (million colonies/day)	Allowable Load (million colonies/day)
5439000	6/28/2014	87.9	87.9	0.1459	12.83	2610	22.1224%	Fecal		CFU/100 mL	200	283.2	86400	-	62,774.3
5439000	10/28/2017	87.9	87.9	0.1459	12.83	2610	22.1224%	Fecal		CFU/100 mL	200	283.2	86400	-	62,774.3
5439000	11/25/2019	87.9	87.9	0.1459	12.83	2610	22.1224%	Fecal		CFU/100 mL	200	283.2	86400	-	62,774.3
5439000	3/4/2017	87.7	87.7	0.1459	12.80	2614	22.1563%	Fecal		CFU/100 mL	200	283.2	86400	-	62,631.5
5439000	5/22/2010	87.6	87.6	0.1459	12.78	2615	22.1648%	Fecal		CFU/100 mL	200	283.2	86400	-	62,560.1
5439000	7/27/2007	87.5	87.5	0.1459	12.77	2616	22.1732%	Fecal		CFU/100 mL	200	283.2	86400	-	62,488.7
5439000	3/13/2012	87.5	87.5	0.1459	12.77	2616	22.1732%	Fecal		CFU/100 mL	200	283.2	86400	-	62,488.7
5439000	10/19/2019	87.5	87.5	0.1459	12.77	2616	22.1732%	Fecal		CFU/100 mL	200	283.2	86400	-	62,488.7
5439000	3/10/2004	87.4	87.4	0.1459	12.75	2619	22.1987%	Fecal		CFU/100 mL	200	283.2	86400	-	62,417.2
5439000	3/22/2011	87.4	87.4	0.1459	12.75	2619	22.1987%	Fecal		CFU/100 mL	200	283.2	86400	-	62,417.2
5439000	11/24/2015	87.4	87.4	0.1459	12.75	2619	22.1987%	Fecal		CFU/100 mL	200	283.2	86400	-	62,417.2
5439000	6/18/2016	87.4	87.4	0.1459	12.75	2619	22.1987%	Fecal		CFU/100 mL	200	283.2	86400	-	62,417.2
5439000	5/26/2010	87.1	87.1	0.1459	12.71	2623	22.2326%	Fecal		CFU/100 mL	200	283.2	86400	-	62,203.0
5439000	6/13/2010	87.1	87.1	0.1459	12.71	2623	22.2326%	Fecal		CFU/100 mL	200	283.2	86400	-	62,203.0
5439000	10/9/2018	87.1	87.1	0.1459	12.71	2623	22.2326%	Fecal		CFU/100 mL	200	283.2	86400	-	62,203.0
5439000	3/27/1990	87	87	0.1459	12.70	2626	22.2580%	Fecal		CFU/100 mL	200	283.2	86400	-	62,131.6
5439000	6/24/1990	87	87	0.1459	12.70	2626	22.2580%	Fecal		CFU/100 mL	200	283.2	86400	-	62,131.6
5439000	4/22/1992	87	87	0.1459	12.70	2626	22.2580%	Fecal		CFU/100 mL	200	283.2	86400	-	62,131.6
5439000	1/20/1995	87	87	0.1459	12.70	2626	22.2580%	Fecal		CFU/100 mL	200	283.2	86400	-	62,131.6
5439000	5/15/1996	87	87	0.1459	12.70	2626	22.2580%	Fecal		CFU/100 mL	200	283.2	86400	-	62,131.6
5439000	6/30/1996	87	87	0.1459	12.70	2626	22.2580%	Fecal		CFU/100 mL	200	283.2	86400	-	62,131.6
5439000	6/21/1998	87	87	0.1459	12.70	2626	22.2580%	Fecal		CFU/100 mL	200	283.2	86400	-	62,131.6
5439000	12/10/1998	87	87	0.1459	12.70	2626	22.2580%	Fecal		CFU/100 mL	200	283.2	86400	-	62,131.6
5439000	6/11/2000	87	87	0.1459	12.70	2626	22.2580%	Fecal		CFU/100 mL	200	283.2	86400	-	62,131.6
5439000	3/27/2001	87	87	0.1459	12.70	2626	22.2580%	Fecal		CFU/100 mL	200	283.2	86400	-	62,131.6
5439000	6/26/2009	87	87	0.1459	12.70	2626	22.2580%	Fecal		CFU/100 mL	200	283.2	86400	-	62,131.6
5439000	5/31/2013	87	87	0.1459	12.70	2626	22.2580%	Fecal		CFU/100 mL	200	283.2	86400	-	62,131.6
5439000	1/16/2020	87	87	0.1459	12.70	2626	22.2580%	Fecal		CFU/100 mL	200	283.2	86400	-	62,131.6
5439000	6/12/2021	87	87	0.1459	12.70	2626	22.2580%	Fecal		CFU/100 mL	200	283.2	86400	-	62,131.6
5439000	5/3/2015	86.9	86.9	0.1459	12.68	2640	22.3767%	Fecal		CFU/100 mL	200	283.2	86400	-	62,060.2
5439000	5/5/2002	86.7	86.7	0.1459	12.65	2641	22.3852%	Fecal		CFU/100 mL	200	283.2	86400	-	61,917.3
5439000	1/16/2008	86.7	86.7	0.1459	12.65	2641	22.3852%	Fecal		CFU/100 mL	200	283.2	86400	-	61,917.3
5439000	5/1/2002	86.6	86.6	0.1459	12.64	2643	22.4021%	Fecal		CFU/100 mL	200	283.2	86400	-	61,845.9
5439000	5/18/2008	86.5	86.5	0.1459	12.62	2644	22.4106%	Fecal		CFU/100 mL	200	283.2	86400	-	61,774.5
5439000	6/22/2011	86.5	86.5	0.1459	12.62	2644	22.4106%	Fecal		CFU/100 mL	200	283.2	86400	-	61,774.5
5439000	4/13/2021	86.5	86.5	0.1459	12.62	2644	22.4106%	Fecal		CFU/100 mL	200	283.2	86400	-	61,774.5
5439000	10/25/2021	86.4	86.4	0.1459	12.61	2647	22.4360%	Fecal		CFU/100 mL	200	283.2	86400	-	61,703.1
5439000	1/15/2016	86.3	86.3	0.1459	12.59	2648	22.4445%	Fecal		CFU/100 mL	200	283.2	86400	-	61,631.7
5439000	7/17/2020	86.3	86.3	0.1459	12.59	2648	22.4445%	Fecal		CFU/100 mL	200	283.2	86400	-	61,631.7
5439000	12/19/2006	86.2	86.2	0.1459	12.58	2650	22.4614%	Fecal		CFU/100 mL	200	283.2	86400	-	61,560.3
5439000	2/20/2022	86.2	86.2	0.1459	12.58	2650	22.4614%	Fecal		CFU/100 mL	200	283.2	86400	-	61,560.3
5439000	3/6/1990	86	86	0.1459	12.55	2652	22.4784%	Fecal		CFU/100 mL	200	283.2	86400	-	61,417.4
5439000	9/11/1992	86	86	0.1459	12.55	2652	22.4784%	Fecal		CFU/100 mL	200	283.2	86400	-	61,417.4
5439000	9/2/1993	86	86	0.1459	12.55	2652	22.4784%	Fecal		CFU/100 mL	200	283.2	86400	-	61,417.4
5439000	3/16/1995	86	86	0.1459	12.55	2652	22.4784%	Fecal		CFU/100 mL	200	283.2	86400	-	61,417.4
5439000	2/19/1998	86	86	0.1459	12.55	2652	22.4784%	Fecal		CFU/100 mL	200	283.2	86400	-	61,417.4
5439000	3/14/1998	86	86	0.1459	12.55	2652	22.4784%	Fecal		CFU/100 mL	200	283.2	86400	-	61,417.4
5439000	3/1/2000	86	86	0.1459	12.55	2652	22.4784%	Fecal		CFU/100 mL	200	283.2	86400	-	61,417.4
5439000	1/23/2012	86	86	0.1459	12.55	2652	22.4784%	Fecal		CFU/100 mL	200	283.2	86400	-	61,417.4
5439000	5/7/2013	86	86	0.1459	12.55	2652	22.4784%	Fecal		CFU/100 mL	200	283.2	86400	-	61,417.4
5439000	4/28/2017	86	86	0.1459	12.55	2652	22.4784%	Fecal		CFU/100 mL	200	283.2	86400	-	61,417.4
5439000	4/8/2020	86	86	0.1459	12.55	2652	22.4784%	Fecal		CFU/100 mL	200	283.2	86400	-	61,417.4
5439000	3/30/2019	85.9	85.9	0.1459	12.54	2663	22.5716%	Fecal		CFU/100 mL	200	283.2	86400	-	61,346.0
5439000	11/11/2019	85.9	85.9	0.1459	12.54	2663	22.5716%	Fecal		CFU/100 mL	200	283.2	86400	-	61,346.0
5439000	7/24/2016	85.8	85.8	0.1459	12.52	2665	22.5886%	Fecal		CFU/100 mL	200	283.2	86400	-	61,274.6
5439000	1/29/2017	85.8	85.8	0.1459	12.52	2665	22.5886%	Fecal		CFU/100 mL	200	283.2	86400	-	61,274.6
5439000	6/13/2019	85.8	85.8	0.1459	12.52	2665	22.5886%	Fecal		CFU/100 mL	200	283.2	86400	-	61,274.6
5439000	2/26/2011	85.7	85.7	0.1459	12.51	2668	22.6140%	Fecal		CFU/100 mL	200	283.2	86400	-	61,203.2
5439000	12/30/2018	85.7	85.7	0.1459	12.51	2668	22.6140%	Fecal		CFU/100 mL	200	283.2	86400	-	61,203.2
5439000	3/27/2022	85.7	85.7	0.1459	12.51	2668	22.6140%	Fecal		CFU/100 mL	200	283.2	86400	-	61,203.2
5439000	4/26/2004	85.6	85.6	0.1459	12.49	2671	22.6394%	Fecal		CFU/100 mL	200	283.2	86400	-	61,131.8
5439000	1/7/2009	85.6	85.6	0.1459	12.49	2671	22.6394%	Fecal		CFU/100 mL	200	283.2	86400	-	61,131.8
5439000	6/22/2010	85.6	85.6	0.1459	12.49	2671	22.6394%	Fecal		CFU/100 mL	200	283.2	86400	-	61,131.8
5439000	5/6/2002	85.5	85.5	0.1459	12.48	2674	22.6649%	Fecal		CFU/100 mL	200	283.2	86400	-	61,060.3
5439000	7/16/2014	85.5	85.5	0.1459	12.48	2674	22.6649%	Fecal		CFU/100 mL	200	283.2	86400	-	61,060.3
5439000	4/23/2017	85.5	85.5	0.1459	12.48	2674	22.6649%	Fecal		CFU/100 mL	200	283.2	86400	-	61,060.3
5439000	12/2/2006	85.4	85.4	0.1459	12.46	2677	22.6903%	Fecal		CFU/100 mL	200	283.2	86400	-	60,988.9
5439000	3/9/2008	85.4	85.4	0.1459	12.46	2677	22.6903%	Fecal		CFU/100 mL	200	283.2	86400	-	60,988.9
5439000	11/8/2011	85.4	85.4	0.1459	12.46	2677	22.6903%	Fecal		CFU/100 mL	200	283.2	86400	-	60,988.9
5439000	5/31/2017	85.4	85.4	0.1459	12.46	2677	22.6903%	Fecal		CFU/100 mL	200	283.2	86400	-	60,988.9
5439000	12/27/1993	85.3	85.3	0.1459	12.45	2681	22.7242%	Fecal		CFU/100 mL	200	283.2	86400	-	60,917.5
5439000	8/7/2010	85.2	85.2	0.1459	12.43	2682	22.7327%	Fecal		CFU/100 mL	200	283.2	86400	-	60,846.1
5439000	11/17/2015	85.1	85.1	0.1459	12.42	2683	22.7411%	Fecal		CFU/100 mL	200	283.2	86400	-	60,774.7
5439000	7/3/1990	85	85	0.1459	12.40	2684	22.7496%	Fecal		CFU/100 mL	200	283.2	86400	-	60,703.3
5439000	2/20/1991	85	85	0.1459	12.40	2684	22.7496%	Fecal		CFU/100 mL	200	283.2	86400	-	60,703.3
5439000	12/17/1991	85	85	0.1459	12.40	2684	22.7496%	Fecal		CFU/100 mL	200	283.2	86400	-	60,703.3
5439000	12/25/1992	85	85	0.1459	12.40	2684	22.7496%	Fecal		CFU/100 mL	200	283.2	86400	-	60,703.3
5439000	2/11/1993	85	85	0.1459	12.40	2684	22.7496%	Fecal		CFU/100 mL	200	283.2	86400	-	60,703.3
5439000	1/21/1995	85	85	0.1459	12.40	2684	22.7496%	Fecal		CFU/100 mL	200	283.2	86400	-	60,703.3
5439000	5/5/1997	85	85	0.1459	12.40	2684	22.7496%	Fecal		CFU/100 mL	200	283.2	86400	-	60,703.3
5439000	6/25/1997	85	85	0.1459	12.40	2684	22.7496%	Fecal		CFU/100 mL	200	283.2	86400	-	60,703.3
5439000	5/23/1998	85	85	0.1459	12.40	2684	22.7496%	Fecal		CFU/100 mL	200	283.2	86400	-	60,703.3
5439000	7/21/1999	85	85	0.1459	12.40	2684	22.7496%	Fecal		CFU/100 mL	200	283.2	86400	-	60,703.3
5439000	4/11/2001	85	85	0.1459	12.40	2684	22.7496%	Fecal		CFU/100 mL	200	283.2	86400	-	60,703.3
5439000	5/22/2015	85	85	0.1459	12.40	2684	22.7496%	Fecal		CFU/100 mL	200	283.2	86400	-	60,703.3
5439000	5/20/2018	85	85	0.1459	12.40	2684	22.7496%	Fecal		CFU/100 mL	200	283.2	86400	-	60,703.3
5439000	4/26/2020	85	85	0.1459	12.40	2684	22.7496%	Fecal		CFU/100 mL	200	283.2	86400	-	60,703.3
5439000	5/2/2006	84.9	84.9	0.1459	12.39	2698	22.8683%	Fecal		CFU/100 mL	200	283.2	86400	-	60,631.8
5439000	7/8/2013	84.9	84.9	0.1459	12.39	2698	22.8683%	Fecal		CFU/100 mL	200	283.2	86400	-	60,631.8
5439000	7/3/2018	84.7	84.7	0.1459	12.36	2700	22.8852%	Fecal		CFU/100 mL	200	283.2	86400	-	60,489.0

Gage ID	Date	Discharge (CFS)	Gage Discharge (less Surrogate NPDES) (CFS)	Watershed Area Ratio	Calculated flow (CFS)	Rank	Flow Exceedance %	Parameter	Results	Units (mg or micro_gram	Limit/Standard	100mL/CF	sec/day	Actual Load (million colonies/day)	Allowable Load (million colonies/day)
5439000	7/25/2007	84.6	84.6	0.1459	12.35	2701	22.8937%	Fecal		CFU/100 mL	200	283.2	86400	-	60,417.6
5439000	3/10/2012	84.6	84.6	0.1459	12.35	2701	22.8937%	Fecal		CFU/100 mL	200	283.2	86400	-	60,417.6
5439000	3/7/2017	84.6	84.6	0.1459	12.35	2701	22.8937%	Fecal		CFU/100 mL	200	283.2	86400	-	60,417.6
5439000	11/16/2008	84.5	84.5	0.1459	12.33	2704	22.9191%	Fecal		CFU/100 mL	200	283.2	86400	-	60,346.2
5439000	3/6/2009	84.5	84.5	0.1459	12.33	2704	22.9191%	Fecal		CFU/100 mL	200	283.2	86400	-	60,346.2
5439000	12/23/2011	84.5	84.5	0.1459	12.33	2704	22.9191%	Fecal		CFU/100 mL	200	283.2	86400	-	60,346.2
5439000	1/19/2016	84.5	84.5	0.1459	12.33	2704	22.9191%	Fecal		CFU/100 mL	200	283.2	86400	-	60,346.2
5439000	11/9/2009	84.4	84.4	0.1459	12.32	2708	22.9530%	Fecal		CFU/100 mL	200	283.2	86400	-	60,274.8
5439000	3/26/2010	84.4	84.4	0.1459	12.32	2708	22.9530%	Fecal		CFU/100 mL	200	283.2	86400	-	60,274.8
5439000	3/16/2020	84.4	84.4	0.1459	12.32	2708	22.9530%	Fecal		CFU/100 mL	200	283.2	86400	-	60,274.8
5439000	3/17/1994	84.3	84.3	0.1459	12.30	2711	22.9785%	Fecal		CFU/100 mL	200	283.2	86400	-	60,203.4
5439000	9/9/2007	84.3	84.3	0.1459	12.30	2711	22.9785%	Fecal		CFU/100 mL	200	283.2	86400	-	60,203.4
5439000	1/5/2020	84.3	84.3	0.1459	12.30	2711	22.9785%	Fecal		CFU/100 mL	200	283.2	86400	-	60,203.4
5439000	12/10/2018	84.2	84.2	0.1459	12.29	2714	23.0039%	Fecal		CFU/100 mL	200	283.2	86400	-	60,131.9
5439000	5/31/2020	84.2	84.2	0.1459	12.29	2714	23.0039%	Fecal		CFU/100 mL	200	283.2	86400	-	60,131.9
5439000	1/1/2007	84.1	84.1	0.1459	12.27	2716	23.0209%	Fecal		CFU/100 mL	200	283.2	86400	-	60,060.5
5439000	4/21/2008	84.1	84.1	0.1459	12.27	2716	23.0209%	Fecal		CFU/100 mL	200	283.2	86400	-	60,060.5
5439000	6/21/2013	84.1	84.1	0.1459	12.27	2716	23.0209%	Fecal		CFU/100 mL	200	283.2	86400	-	60,060.5
5439000	5/24/2015	84.1	84.1	0.1459	12.27	2716	23.0209%	Fecal		CFU/100 mL	200	283.2	86400	-	60,060.5
5439000	11/25/2015	84.1	84.1	0.1459	12.27	2716	23.0209%	Fecal		CFU/100 mL	200	283.2	86400	-	60,060.5
5439000	3/5/2019	84.1	84.1	0.1459	12.27	2716	23.0209%	Fecal		CFU/100 mL	200	283.2	86400	-	60,060.5
5439000	7/22/1990	84	84	0.1459	12.26	2722	23.0717%	Fecal		CFU/100 mL	200	283.2	86400	-	59,989.1
5439000	11/8/1990	84	84	0.1459	12.26	2722	23.0717%	Fecal		CFU/100 mL	200	283.2	86400	-	59,989.1
5439000	4/5/1991	84	84	0.1459	12.26	2722	23.0717%	Fecal		CFU/100 mL	200	283.2	86400	-	59,989.1
5439000	12/4/1991	84	84	0.1459	12.26	2722	23.0717%	Fecal		CFU/100 mL	200	283.2	86400	-	59,989.1
5439000	3/6/1992	84	84	0.1459	12.26	2722	23.0717%	Fecal		CFU/100 mL	200	283.2	86400	-	59,989.1
5439000	1/27/1993	84	84	0.1459	12.26	2722	23.0717%	Fecal		CFU/100 mL	200	283.2	86400	-	59,989.1
5439000	4/22/1995	84	84	0.1459	12.26	2722	23.0717%	Fecal		CFU/100 mL	200	283.2	86400	-	59,989.1
5439000	5/13/1997	84	84	0.1459	12.26	2722	23.0717%	Fecal		CFU/100 mL	200	283.2	86400	-	59,989.1
5439000	3/3/1998	84	84	0.1459	12.26	2722	23.0717%	Fecal		CFU/100 mL	200	283.2	86400	-	59,989.1
5439000	3/29/1998	84	84	0.1459	12.26	2722	23.0717%	Fecal		CFU/100 mL	200	283.2	86400	-	59,989.1
5439000	7/2/2000	84	84	0.1459	12.26	2722	23.0717%	Fecal		CFU/100 mL	200	283.2	86400	-	59,989.1
5439000	4/6/2001	84	84	0.1459	12.26	2722	23.0717%	Fecal		CFU/100 mL	200	283.2	86400	-	59,989.1
5439000	6/11/2001	84	84	0.1459	12.26	2722	23.0717%	Fecal		CFU/100 mL	200	283.2	86400	-	59,989.1
5439000	6/3/2002	84	84	0.1459	12.26	2722	23.0717%	Fecal		CFU/100 mL	200	283.2	86400	-	59,989.1
5439000	10/25/2019	83.9	83.9	0.1459	12.24	2736	23.1904%	Fecal		CFU/100 mL	200	283.2	86400	-	59,917.7
5439000	7/2/2015	83.7	83.7	0.1459	12.21	2737	23.1988%	Fecal		CFU/100 mL	200	283.2	86400	-	59,774.9
5439000	1/7/2016	83.7	83.7	0.1459	12.21	2737	23.1988%	Fecal		CFU/100 mL	200	283.2	86400	-	59,774.9
5439000	3/27/2011	83.6	83.6	0.1459	12.20	2739	23.2158%	Fecal		CFU/100 mL	200	283.2	86400	-	59,703.4
5439000	3/20/2013	83.6	83.6	0.1459	12.20	2739	23.2158%	Fecal		CFU/100 mL	200	283.2	86400	-	59,703.4
5439000	5/8/2020	83.6	83.6	0.1459	12.20	2739	23.2158%	Fecal		CFU/100 mL	200	283.2	86400	-	59,703.4
5439000	4/12/2022	83.6	83.6	0.1459	12.20	2739	23.2158%	Fecal		CFU/100 mL	200	283.2	86400	-	59,703.4
5439000	3/26/2008	83.5	83.5	0.1459	12.19	2743	23.2497%	Fecal		CFU/100 mL	200	283.2	86400	-	59,632.0
5439000	12/16/2008	83.5	83.5	0.1459	12.19	2743	23.2497%	Fecal		CFU/100 mL	200	283.2	86400	-	59,632.0
5439000	5/26/2018	83.5	83.5	0.1459	12.19	2743	23.2497%	Fecal		CFU/100 mL	200	283.2	86400	-	59,632.0
5439000	4/16/2014	83.4	83.4	0.1459	12.17	2746	23.2751%	Fecal		CFU/100 mL	200	283.2	86400	-	59,560.6
5439000	11/28/2016	83.4	83.4	0.1459	12.17	2746	23.2751%	Fecal		CFU/100 mL	200	283.2	86400	-	59,560.6
5439000	1/24/2018	83.4	83.4	0.1459	12.17	2746	23.2751%	Fecal		CFU/100 mL	200	283.2	86400	-	59,560.6
5439000	6/1/2002	83.2	83.2	0.1459	12.14	2749	23.3006%	Fecal		CFU/100 mL	200	283.2	86400	-	59,417.8
5439000	5/24/2011	83.2	83.2	0.1459	12.14	2749	23.3006%	Fecal		CFU/100 mL	200	283.2	86400	-	59,417.8
5439000	4/11/2016	83.2	83.2	0.1459	12.14	2749	23.3006%	Fecal		CFU/100 mL	200	283.2	86400	-	59,417.8
5439000	5/11/2021	83.2	83.2	0.1459	12.14	2749	23.3006%	Fecal		CFU/100 mL	200	283.2	86400	-	59,417.8
5439000	4/16/2009	83.1	83.1	0.1459	12.13	2753	23.3345%	Fecal		CFU/100 mL	200	283.2	86400	-	59,346.4
5439000	6/3/2015	83.1	83.1	0.1459	12.13	2753	23.3345%	Fecal		CFU/100 mL	200	283.2	86400	-	59,346.4
5439000	3/3/2021	83.1	83.1	0.1459	12.13	2753	23.3345%	Fecal		CFU/100 mL	200	283.2	86400	-	59,346.4
5439000	2/27/1990	83	83	0.1459	12.11	2756	23.3599%	Fecal		CFU/100 mL	200	283.2	86400	-	59,275.0
5439000	3/1/1990	83	83	0.1459	12.11	2756	23.3599%	Fecal		CFU/100 mL	200	283.2	86400	-	59,275.0
5439000	3/28/1990	83	83	0.1459	12.11	2756	23.3599%	Fecal		CFU/100 mL	200	283.2	86400	-	59,275.0
5439000	2/10/1991	83	83	0.1459	12.11	2756	23.3599%	Fecal		CFU/100 mL	200	283.2	86400	-	59,275.0
5439000	5/23/1991	83	83	0.1459	12.11	2756	23.3599%	Fecal		CFU/100 mL	200	283.2	86400	-	59,275.0
5439000	2/20/1992	83	83	0.1459	12.11	2756	23.3599%	Fecal		CFU/100 mL	200	283.2	86400	-	59,275.0
5439000	3/13/1992	83	83	0.1459	12.11	2756	23.3599%	Fecal		CFU/100 mL	200	283.2	86400	-	59,275.0
5439000	3/22/1993	83	83	0.1459	12.11	2756	23.3599%	Fecal		CFU/100 mL	200	283.2	86400	-	59,275.0
5439000	7/17/1996	83	83	0.1459	12.11	2756	23.3599%	Fecal		CFU/100 mL	200	283.2	86400	-	59,275.0
5439000	4/14/1997	83	83	0.1459	12.11	2756	23.3599%	Fecal		CFU/100 mL	200	283.2	86400	-	59,275.0
5439000	5/24/1998	83	83	0.1459	12.11	2756	23.3599%	Fecal		CFU/100 mL	200	283.2	86400	-	59,275.0
5439000	5/31/2000	83	83	0.1459	12.11	2756	23.3599%	Fecal		CFU/100 mL	200	283.2	86400	-	59,275.0
5439000	7/14/2000	83	83	0.1459	12.11	2756	23.3599%	Fecal		CFU/100 mL	200	283.2	86400	-	59,275.0
5439000	3/14/2001	83	83	0.1459	12.11	2756	23.3599%	Fecal		CFU/100 mL	200	283.2	86400	-	59,275.0
5439000	2/25/2002	83	83	0.1459	12.11	2756	23.3599%	Fecal		CFU/100 mL	200	283.2	86400	-	59,275.0
5439000	6/22/2004	83	83	0.1459	12.11	2756	23.3599%	Fecal		CFU/100 mL	200	283.2	86400	-	59,275.0
5439000	3/27/2008	83	83	0.1459	12.11	2756	23.3599%	Fecal		CFU/100 mL	200	283.2	86400	-	59,275.0
5439000	3/29/2019	83	83	0.1459	12.11	2756	23.3599%	Fecal		CFU/100 mL	200	283.2	86400	-	59,275.0
5439000	4/8/2007	82.9	82.9	0.1459	12.10	2774	23.5125%	Fecal		CFU/100 mL	200	283.2	86400	-	59,203.5
5439000	5/29/2008	82.9	82.9	0.1459	12.10	2774	23.5125%	Fecal		CFU/100 mL	200	283.2	86400	-	59,203.5
5439000	6/15/1994	82.8	82.8	0.1459	12.08	2776	23.5294%	Fecal		CFU/100 mL	200	283.2	86400	-	59,132.1
5439000	3/28/2008	82.8	82.8	0.1459	12.08	2776	23.5294%	Fecal		CFU/100 mL	200	283.2	86400	-	59,132.1
5439000	5/7/2011	82.8	82.8	0.1459	12.08	2776	23.5294%	Fecal		CFU/100 mL	200	283.2	86400	-	59,132.1
5439000	4/24/2017	82.8	82.8	0.1459	12.08	2776	23.5294%	Fecal		CFU/100 mL	200	283.2	86400	-	59,132.1
5439000	3/29/2021	82.8	82.8	0.1459	12.08	2776	23.5294%	Fecal		CFU/100 mL	200	283.2	86400	-	59,132.1
5439000	8/13/2007	82.7	82.7	0.1459	12.07	2781	23.5718%	Fecal		CFU/100 mL	200	283.2	86400	-	59,060.7
5439000	3/22/2021	82.6	82.6	0.1459	12.05	2782	23.5803%	Fecal		CFU/100 mL	200	283.2	86400	-	58,989.3
5439000	4/5/2004	82.5	82.5	0.1459	12.04	2783	23.5887%	Fecal		CFU/100 mL	200	283.2	86400	-	58,917.9
5439000	3/27/2020	82.5	82.5	0.1459	12.04	2783	23.5887%	Fecal		CFU/100 mL	200	283.2	86400	-	58,917.9
5439000	6/17/2008	82.3	82.3	0.1459	12.01	2785	23.6057%	Fecal		CFU/100 mL	200	283.2	86400	-	58,775.0
5439000	6/14/2014	82.3	82.3	0.1459	12.01	2785	23.6057%	Fecal		CFU/100 mL	200	283.2	86400	-	58,775.0
5439000	5/24/2003	82.2	82.2	0.1459	12.00	2787	23.6226%	Fecal		CFU/100 mL	200	283.2	86400	-	58,703.6
5439000	2/2/2012	82.2	82.2	0.1459	12.00	2787	23.6226%	Fecal		CFU/100 mL	200	283.2	86400	-	58,703.6
5439000	4/17/2002	82.1	82.1	0.1459	11.98	2789	23.6396%	Fecal		CFU/100 mL	200	283.2	86400	-	58,632.2
5439000	2/9/2005	82.1	82.1	0.1459	11.98	2789	23.6396%	Fecal		CFU/100 mL	200	283.2	86400	-	58,632.2

Gage ID	Date	Discharge (CFS)	Gage Discharge (less Surrogate NPDES) (CFS)	Watershed Area Ratio	Calculated flow (CFS)	Rank	Flow Exceedance %	Parameter	Results	Units (mg or micro_gram	Limit/Standard	100mL/CF	sec/day	Actual Load (million colonies/day)	Allowable Load (million colonies/day)
5439000	3/29/1990	82	82	0.1459	11.97	2791	23.6566%	Fecal		CFU/100 mL	200	283.2	86400	-	58,560.8
5439000	6/20/1990	82	82	0.1459	11.97	2791	23.6566%	Fecal		CFU/100 mL	200	283.2	86400	-	58,560.8
5439000	12/21/1990	82	82	0.1459	11.97	2791	23.6566%	Fecal		CFU/100 mL	200	283.2	86400	-	58,560.8
5439000	4/24/1991	82	82	0.1459	11.97	2791	23.6566%	Fecal		CFU/100 mL	200	283.2	86400	-	58,560.8
5439000	4/23/1992	82	82	0.1459	11.97	2791	23.6566%	Fecal		CFU/100 mL	200	283.2	86400	-	58,560.8
5439000	5/22/1995	82	82	0.1459	11.97	2791	23.6566%	Fecal		CFU/100 mL	200	283.2	86400	-	58,560.8
5439000	11/16/1995	82	82	0.1459	11.97	2791	23.6566%	Fecal		CFU/100 mL	200	283.2	86400	-	58,560.8
5439000	3/16/1997	82	82	0.1459	11.97	2791	23.6566%	Fecal		CFU/100 mL	200	283.2	86400	-	58,560.8
5439000	5/7/1997	82	82	0.1459	11.97	2791	23.6566%	Fecal		CFU/100 mL	200	283.2	86400	-	58,560.8
5439000	3/30/1998	82	82	0.1459	11.97	2791	23.6566%	Fecal		CFU/100 mL	200	283.2	86400	-	58,560.8
5439000	3/22/1999	82	82	0.1459	11.97	2791	23.6566%	Fecal		CFU/100 mL	200	283.2	86400	-	58,560.8
5439000	5/14/2000	82	82	0.1459	11.97	2791	23.6566%	Fecal		CFU/100 mL	200	283.2	86400	-	58,560.8
5439000	3/6/2001	82	82	0.1459	11.97	2791	23.6566%	Fecal		CFU/100 mL	200	283.2	86400	-	58,560.8
5439000	4/7/2001	82	82	0.1459	11.97	2791	23.6566%	Fecal		CFU/100 mL	200	283.2	86400	-	58,560.8
5439000	3/5/2010	82	82	0.1459	11.97	2791	23.6566%	Fecal		CFU/100 mL	200	283.2	86400	-	58,560.8
5439000	4/10/2011	82	82	0.1459	11.97	2791	23.6566%	Fecal		CFU/100 mL	200	283.2	86400	-	58,560.8
5439000	3/24/2004	81.8	81.8	0.1459	11.94	2807	23.7922%	Fecal		CFU/100 mL	200	283.2	86400	-	58,418.0
5439000	4/17/2006	81.7	81.7	0.1459	11.92	2808	23.8006%	Fecal		CFU/100 mL	200	283.2	86400	-	58,346.5
5439000	2/5/2012	81.7	81.7	0.1459	11.92	2808	23.8006%	Fecal		CFU/100 mL	200	283.2	86400	-	58,346.5
5439000	12/10/2015	81.7	81.7	0.1459	11.92	2808	23.8006%	Fecal		CFU/100 mL	200	283.2	86400	-	58,346.5
5439000	3/9/2018	81.6	81.6	0.1459	11.91	2811	23.8261%	Fecal		CFU/100 mL	200	283.2	86400	-	58,275.1
5439000	1/26/2019	81.6	81.6	0.1459	11.91	2811	23.8261%	Fecal		CFU/100 mL	200	283.2	86400	-	58,275.1
5439000	4/30/2002	81.5	81.5	0.1459	11.89	2813	23.8430%	Fecal		CFU/100 mL	200	283.2	86400	-	58,203.7
5439000	5/9/2002	81.4	81.4	0.1459	11.88	2814	23.8515%	Fecal		CFU/100 mL	200	283.2	86400	-	58,132.3
5439000	6/23/2011	81.4	81.4	0.1459	11.88	2814	23.8515%	Fecal		CFU/100 mL	200	283.2	86400	-	58,132.3
5439000	1/24/2012	81.4	81.4	0.1459	11.88	2814	23.8515%	Fecal		CFU/100 mL	200	283.2	86400	-	58,132.3
5439000	12/31/2006	81.3	81.3	0.1459	11.86	2817	23.8769%	Fecal		CFU/100 mL	200	283.2	86400	-	58,060.9
5439000	10/2/2008	81.3	81.3	0.1459	11.86	2817	23.8769%	Fecal		CFU/100 mL	200	283.2	86400	-	58,060.9
5439000	6/17/2013	81.3	81.3	0.1459	11.86	2817	23.8769%	Fecal		CFU/100 mL	200	283.2	86400	-	58,060.9
5439000	6/20/2004	81.2	81.2	0.1459	11.85	2820	23.9024%	Fecal		CFU/100 mL	200	283.2	86400	-	57,989.5
5439000	3/25/2014	81.2	81.2	0.1459	11.85	2820	23.9024%	Fecal		CFU/100 mL	200	283.2	86400	-	57,989.5
5439000	3/14/2016	81.2	81.2	0.1459	11.85	2820	23.9024%	Fecal		CFU/100 mL	200	283.2	86400	-	57,989.5
5439000	1/4/2010	81.1	81.1	0.1459	11.84	2823	23.9278%	Fecal		CFU/100 mL	200	283.2	86400	-	57,918.1
5439000	4/16/2013	81.1	81.1	0.1459	11.84	2823	23.9278%	Fecal		CFU/100 mL	200	283.2	86400	-	57,918.1
5439000	11/21/2017	81.1	81.1	0.1459	11.84	2823	23.9278%	Fecal		CFU/100 mL	200	283.2	86400	-	57,918.1
5439000	7/20/2019	81.1	81.1	0.1459	11.84	2823	23.9278%	Fecal		CFU/100 mL	200	283.2	86400	-	57,918.1
5439000	3/7/1990	81	81	0.1459	11.82	2827	23.9617%	Fecal		CFU/100 mL	200	283.2	86400	-	57,846.6
5439000	4/16/1990	81	81	0.1459	11.82	2827	23.9617%	Fecal		CFU/100 mL	200	283.2	86400	-	57,846.6
5439000	5/29/1990	81	81	0.1459	11.82	2827	23.9617%	Fecal		CFU/100 mL	200	283.2	86400	-	57,846.6
5439000	12/8/1990	81	81	0.1459	11.82	2827	23.9617%	Fecal		CFU/100 mL	200	283.2	86400	-	57,846.6
5439000	6/14/1991	81	81	0.1459	11.82	2827	23.9617%	Fecal		CFU/100 mL	200	283.2	86400	-	57,846.6
5439000	3/26/1992	81	81	0.1459	11.82	2827	23.9617%	Fecal		CFU/100 mL	200	283.2	86400	-	57,846.6
5439000	5/14/1993	81	81	0.1459	11.82	2827	23.9617%	Fecal		CFU/100 mL	200	283.2	86400	-	57,846.6
5439000	7/31/1993	81	81	0.1459	11.82	2827	23.9617%	Fecal		CFU/100 mL	200	283.2	86400	-	57,846.6
5439000	6/11/1995	81	81	0.1459	11.82	2827	23.9617%	Fecal		CFU/100 mL	200	283.2	86400	-	57,846.6
5439000	2/20/1998	81	81	0.1459	11.82	2827	23.9617%	Fecal		CFU/100 mL	200	283.2	86400	-	57,846.6
5439000	11/14/1998	81	81	0.1459	11.82	2827	23.9617%	Fecal		CFU/100 mL	200	283.2	86400	-	57,846.6
5439000	5/25/1999	81	81	0.1459	11.82	2827	23.9617%	Fecal		CFU/100 mL	200	283.2	86400	-	57,846.6
5439000	8/7/2000	81	81	0.1459	11.82	2827	23.9617%	Fecal		CFU/100 mL	200	283.2	86400	-	57,846.6
5439000	4/11/2009	80.9	80.9	0.1459	11.81	2840	24.0719%	Fecal		CFU/100 mL	200	283.2	86400	-	57,775.2
5439000	3/20/2016	80.9	80.9	0.1459	11.81	2840	24.0719%	Fecal		CFU/100 mL	200	283.2	86400	-	57,775.2
5439000	6/5/2016	80.9	80.9	0.1459	11.81	2840	24.0719%	Fecal		CFU/100 mL	200	283.2	86400	-	57,775.2
5439000	2/28/2019	80.8	80.8	0.1459	11.79	2843	24.0973%	Fecal		CFU/100 mL	200	283.2	86400	-	57,703.8
5439000	6/14/2010	80.7	80.7	0.1459	11.78	2844	24.1058%	Fecal		CFU/100 mL	200	283.2	86400	-	57,632.4
5439000	10/20/2019	80.7	80.7	0.1459	11.78	2844	24.1058%	Fecal		CFU/100 mL	200	283.2	86400	-	57,632.4
5439000	6/18/2002	80.6	80.6	0.1459	11.76	2846	24.1227%	Fecal		CFU/100 mL	200	283.2	86400	-	57,561.0
5439000	1/6/2019	80.6	80.6	0.1459	11.76	2846	24.1227%	Fecal		CFU/100 mL	200	283.2	86400	-	57,561.0
5439000	6/21/2019	80.6	80.6	0.1459	11.76	2846	24.1227%	Fecal		CFU/100 mL	200	283.2	86400	-	57,561.0
5439000	4/25/2017	80.5	80.5	0.1459	11.75	2849	24.1482%	Fecal		CFU/100 mL	200	283.2	86400	-	57,489.6
5439000	6/2/2002	80.2	80.2	0.1459	11.70	2850	24.1566%	Fecal		CFU/100 mL	200	283.2	86400	-	57,275.3
5439000	6/6/2007	80.2	80.2	0.1459	11.70	2850	24.1566%	Fecal		CFU/100 mL	200	283.2	86400	-	57,275.3
5439000	12/29/2016	80.2	80.2	0.1459	11.70	2850	24.1566%	Fecal		CFU/100 mL	200	283.2	86400	-	57,275.3
5439000	4/26/2017	80.2	80.2	0.1459	11.70	2850	24.1566%	Fecal		CFU/100 mL	200	283.2	86400	-	57,275.3
5439000	3/18/2011	80.1	80.1	0.1459	11.69	2854	24.1905%	Fecal		CFU/100 mL	200	283.2	86400	-	57,203.9
5439000	1/12/2019	80.1	80.1	0.1459	11.69	2854	24.1905%	Fecal		CFU/100 mL	200	283.2	86400	-	57,203.9
5439000	7/5/2021	80.1	80.1	0.1459	11.69	2854	24.1905%	Fecal		CFU/100 mL	200	283.2	86400	-	57,203.9
5439000	2/12/1990	80	80	0.1459	11.67	2857	24.2160%	Fecal		CFU/100 mL	200	283.2	86400	-	57,132.5
5439000	6/19/1990	80	80	0.1459	11.67	2857	24.2160%	Fecal		CFU/100 mL	200	283.2	86400	-	57,132.5
5439000	12/30/1990	80	80	0.1459	11.67	2857	24.2160%	Fecal		CFU/100 mL	200	283.2	86400	-	57,132.5
5439000	12/7/1992	80	80	0.1459	11.67	2857	24.2160%	Fecal		CFU/100 mL	200	283.2	86400	-	57,132.5
5439000	12/26/1992	80	80	0.1459	11.67	2857	24.2160%	Fecal		CFU/100 mL	200	283.2	86400	-	57,132.5
5439000	1/12/1993	80	80	0.1459	11.67	2857	24.2160%	Fecal		CFU/100 mL	200	283.2	86400	-	57,132.5
5439000	3/15/1993	80	80	0.1459	11.67	2857	24.2160%	Fecal		CFU/100 mL	200	283.2	86400	-	57,132.5
5439000	8/23/1993	80	80	0.1459	11.67	2857	24.2160%	Fecal		CFU/100 mL	200	283.2	86400	-	57,132.5
5439000	11/30/1994	80	80	0.1459	11.67	2857	24.2160%	Fecal		CFU/100 mL	200	283.2	86400	-	57,132.5
5439000	1/23/1995	80	80	0.1459	11.67	2857	24.2160%	Fecal		CFU/100 mL	200	283.2	86400	-	57,132.5
5439000	2/18/1999	80	80	0.1459	11.67	2857	24.2160%	Fecal		CFU/100 mL	200	283.2	86400	-	57,132.5
5439000	2/3/2001	80	80	0.1459	11.67	2857	24.2160%	Fecal		CFU/100 mL	200	283.2	86400	-	57,132.5
5439000	3/2/2004	80	80	0.1459	11.67	2857	24.2160%	Fecal		CFU/100 mL	200	283.2	86400	-	57,132.5
5439000	12/27/2007	80	80	0.1459	11.67	2857	24.2160%	Fecal		CFU/100 mL	200	283.2	86400	-	57,132.5
5439000	2/19/2013	80	80	0.1459	11.67	2857	24.2160%	Fecal		CFU/100 mL	200	283.2	86400	-	57,132.5
5439000	4/14/2010	79.9	79.9	0.1459	11.66	2872	24.3431%	Fecal		CFU/100 mL	200	283.2	86400	-	57,061.1
5439000	4/5/2016	79.9	79.9	0.1459	11.66	2872	24.3431%	Fecal		CFU/100 mL	200	283.2	86400	-	57,061.1
5439000	6/1/2020	79.9	79.9	0.1459	11.66	2872	24.3431%	Fecal		CFU/100 mL	200	283.2	86400	-	57,061.1
5439000	7/16/2008	79.8	79.8	0.1459	11.65	2875	24.3685%	Fecal		CFU/100 mL	200	283.2	86400	-	56,989.7
5439000	1/31/2010	79.8	79.8	0.1459	11.65	2875	24.3685%	Fecal		CFU/100 mL	200	283.2	86400	-	56,989.7
5439000	4/17/2022	79.8	79.8	0.1459	11.65	2875	24.3685%	Fecal		CFU/100 mL	200	283.2	86400	-	56,989.7
5439000	11/26/2019	79.7	79.7	0.1459	11.63	2878	24.3940%	Fecal		CFU/100 mL	200	283.2	86400	-	56,918.2
5439000	2/27/2011	79.6	79.6	0.1459	11.62	2879	24.4024%	Fecal		CFU/100 mL	200	283.2	86400	-	56,846.8
5439000	3/11/2012	79.6	79.6	0.1459	11.62	2879	24.4024%	Fecal		CFU/100 mL	200	283.2	86400	-	56,846.8

Gage ID	Date	Discharge (CFS)	Gage Discharge (less Surrogate NPDES) (CFS)	Watershed Area Ratio	Calculated flow (CFS)	Rank	Flow Exceedance %	Parameter	Results	Units (mg or micro_gram	Limit/Standard	100mL/CF	sec/day	Actual Load (million colonies/day)	Allowable Load (million colonies/day)
5439000	4/27/2019	79.6	79.6	0.1459	11.62	2879	24.4024%	Fecal		CFU/100 mL	200	283.2	86400	-	56,846.8
5439000	6/1/2003	79.5	79.5	0.1459	11.60	2882	24.4279%	Fecal		CFU/100 mL	200	283.2	86400	-	56,775.4
5439000	12/20/2006	79.4	79.4	0.1459	11.59	2883	24.4363%	Fecal		CFU/100 mL	200	283.2	86400	-	56,704.0
5439000	10/30/2008	79.4	79.4	0.1459	11.59	2883	24.4363%	Fecal		CFU/100 mL	200	283.2	86400	-	56,704.0
5439000	3/5/2017	79.4	79.4	0.1459	11.59	2883	24.4363%	Fecal		CFU/100 mL	200	283.2	86400	-	56,704.0
5439000	7/4/2019	79.4	79.4	0.1459	11.59	2883	24.4363%	Fecal		CFU/100 mL	200	283.2	86400	-	56,704.0
5439000	2/21/2005	79.3	79.3	0.1459	11.57	2887	24.4702%	Fecal		CFU/100 mL	200	283.2	86400	-	56,632.6
5439000	4/17/2009	79.3	79.3	0.1459	11.57	2887	24.4702%	Fecal		CFU/100 mL	200	283.2	86400	-	56,632.6
5439000	12/19/1993	79.2	79.2	0.1459	11.56	2889	24.4872%	Fecal		CFU/100 mL	200	283.2	86400	-	56,561.2
5439000	2/2/2019	79.2	79.2	0.1459	11.56	2889	24.4872%	Fecal		CFU/100 mL	200	283.2	86400	-	56,561.2
5439000	4/9/2020	79.2	79.2	0.1459	11.56	2889	24.4872%	Fecal		CFU/100 mL	200	283.2	86400	-	56,561.2
5439000	6/2/2013	79.1	79.1	0.1459	11.54	2892	24.5126%	Fecal		CFU/100 mL	200	283.2	86400	-	56,489.7
5439000	5/6/2018	79.1	79.1	0.1459	11.54	2892	24.5126%	Fecal		CFU/100 mL	200	283.2	86400	-	56,489.7
5439000	12/5/2019	79.1	79.1	0.1459	11.54	2892	24.5126%	Fecal		CFU/100 mL	200	283.2	86400	-	56,489.7
5439000	6/8/1991	79	79	0.1459	11.53	2895	24.5381%	Fecal		CFU/100 mL	200	283.2	86400	-	56,418.3
5439000	9/3/1993	79	79	0.1459	11.53	2895	24.5381%	Fecal		CFU/100 mL	200	283.2	86400	-	56,418.3
5439000	1/1/1995	79	79	0.1459	11.53	2895	24.5381%	Fecal		CFU/100 mL	200	283.2	86400	-	56,418.3
5439000	3/17/1995	79	79	0.1459	11.53	2895	24.5381%	Fecal		CFU/100 mL	200	283.2	86400	-	56,418.3
5439000	12/12/1996	79	79	0.1459	11.53	2895	24.5381%	Fecal		CFU/100 mL	200	283.2	86400	-	56,418.3
5439000	1/12/1998	79	79	0.1459	11.53	2895	24.5381%	Fecal		CFU/100 mL	200	283.2	86400	-	56,418.3
5439000	10/22/1998	79	79	0.1459	11.53	2895	24.5381%	Fecal		CFU/100 mL	200	283.2	86400	-	56,418.3
5439000	7/7/2000	79	79	0.1459	11.53	2895	24.5381%	Fecal		CFU/100 mL	200	283.2	86400	-	56,418.3
5439000	4/18/2001	79	79	0.1459	11.53	2895	24.5381%	Fecal		CFU/100 mL	200	283.2	86400	-	56,418.3
5439000	7/14/2007	79	79	0.1459	11.53	2895	24.5381%	Fecal		CFU/100 mL	200	283.2	86400	-	56,418.3
5439000	5/8/2013	79	79	0.1459	11.53	2895	24.5381%	Fecal		CFU/100 mL	200	283.2	86400	-	56,418.3
5439000	3/17/2020	79	79	0.1459	11.53	2895	24.5381%	Fecal		CFU/100 mL	200	283.2	86400	-	56,418.3
5439000	4/6/2014	78.9	78.9	0.1459	11.51	2907	24.6398%	Fecal		CFU/100 mL	200	283.2	86400	-	56,346.9
5439000	5/30/2018	78.9	78.9	0.1459	11.51	2907	24.6398%	Fecal		CFU/100 mL	200	283.2	86400	-	56,346.9
5439000	3/4/2009	78.8	78.8	0.1459	11.50	2909	24.6567%	Fecal		CFU/100 mL	200	283.2	86400	-	56,275.5
5439000	5/21/2014	78.8	78.8	0.1459	11.50	2909	24.6567%	Fecal		CFU/100 mL	200	283.2	86400	-	56,275.5
5439000	9/10/2014	78.8	78.8	0.1459	11.50	2909	24.6567%	Fecal		CFU/100 mL	200	283.2	86400	-	56,275.5
5439000	2/6/2005	78.7	78.7	0.1459	11.48	2912	24.6821%	Fecal		CFU/100 mL	200	283.2	86400	-	56,204.1
5439000	1/20/2016	78.7	78.7	0.1459	11.48	2912	24.6821%	Fecal		CFU/100 mL	200	283.2	86400	-	56,204.1
5439000	2/13/2019	78.7	78.7	0.1459	11.48	2912	24.6821%	Fecal		CFU/100 mL	200	283.2	86400	-	56,204.1
5439000	7/22/2008	78.6	78.6	0.1459	11.47	2915	24.7076%	Fecal		CFU/100 mL	200	283.2	86400	-	56,132.7
5439000	12/7/2011	78.6	78.6	0.1459	11.47	2915	24.7076%	Fecal		CFU/100 mL	200	283.2	86400	-	56,132.7
5439000	7/10/2015	78.6	78.6	0.1459	11.47	2915	24.7076%	Fecal		CFU/100 mL	200	283.2	86400	-	56,132.7
5439000	1/21/2016	78.5	78.5	0.1459	11.46	2918	24.7330%	Fecal		CFU/100 mL	200	283.2	86400	-	56,061.2
5439000	4/21/2002	78.4	78.4	0.1459	11.44	2919	24.7415%	Fecal		CFU/100 mL	200	283.2	86400	-	55,989.8
5439000	3/5/2009	78.4	78.4	0.1459	11.44	2919	24.7415%	Fecal		CFU/100 mL	200	283.2	86400	-	55,989.8
5439000	11/27/2011	78.4	78.4	0.1459	11.44	2919	24.7415%	Fecal		CFU/100 mL	200	283.2	86400	-	55,989.8
5439000	3/14/2012	78.4	78.4	0.1459	11.44	2919	24.7415%	Fecal		CFU/100 mL	200	283.2	86400	-	55,989.8
5439000	7/10/2014	78.4	78.4	0.1459	11.44	2919	24.7415%	Fecal		CFU/100 mL	200	283.2	86400	-	55,989.8
5439000	5/7/2002	78.3	78.3	0.1459	11.43	2924	24.7839%	Fecal		CFU/100 mL	200	283.2	86400	-	55,918.4
5439000	4/18/2007	78.3	78.3	0.1459	11.43	2924	24.7839%	Fecal		CFU/100 mL	200	283.2	86400	-	55,918.4
5439000	12/24/2011	78.3	78.3	0.1459	11.43	2924	24.7839%	Fecal		CFU/100 mL	200	283.2	86400	-	55,918.4
5439000	7/3/2019	78.3	78.3	0.1459	11.43	2924	24.7839%	Fecal		CFU/100 mL	200	283.2	86400	-	55,918.4
5439000	6/1/2017	78.2	78.2	0.1459	11.41	2928	24.8178%	Fecal		CFU/100 mL	200	283.2	86400	-	55,847.0
5439000	4/18/2022	78.2	78.2	0.1459	11.41	2928	24.8178%	Fecal		CFU/100 mL	200	283.2	86400	-	55,847.0
5439000	3/27/2010	78.1	78.1	0.1459	11.40	2930	24.8347%	Fecal		CFU/100 mL	200	283.2	86400	-	55,775.6
5439000	3/31/2019	78.1	78.1	0.1459	11.40	2930	24.8347%	Fecal		CFU/100 mL	200	283.2	86400	-	55,775.6
5439000	9/3/2019	78.1	78.1	0.1459	11.40	2930	24.8347%	Fecal		CFU/100 mL	200	283.2	86400	-	55,775.6
5439000	2/5/1990	78	78	0.1459	11.38	2933	24.8601%	Fecal		CFU/100 mL	200	283.2	86400	-	55,704.2
5439000	5/8/1991	78	78	0.1459	11.38	2933	24.8601%	Fecal		CFU/100 mL	200	283.2	86400	-	55,704.2
5439000	4/24/1992	78	78	0.1459	11.38	2933	24.8601%	Fecal		CFU/100 mL	200	283.2	86400	-	55,704.2
5439000	1/11/1993	78	78	0.1459	11.38	2933	24.8601%	Fecal		CFU/100 mL	200	283.2	86400	-	55,704.2
5439000	5/4/1995	78	78	0.1459	11.38	2933	24.8601%	Fecal		CFU/100 mL	200	283.2	86400	-	55,704.2
5439000	12/13/1996	78	78	0.1459	11.38	2933	24.8601%	Fecal		CFU/100 mL	200	283.2	86400	-	55,704.2
5439000	1/6/1997	78	78	0.1459	11.38	2933	24.8601%	Fecal		CFU/100 mL	200	283.2	86400	-	55,704.2
5439000	4/15/1997	78	78	0.1459	11.38	2933	24.8601%	Fecal		CFU/100 mL	200	283.2	86400	-	55,704.2
5439000	4/27/2000	78	78	0.1459	11.38	2933	24.8601%	Fecal		CFU/100 mL	200	283.2	86400	-	55,704.2
5439000	6/7/2000	78	78	0.1459	11.38	2933	24.8601%	Fecal		CFU/100 mL	200	283.2	86400	-	55,704.2
5439000	7/1/2000	78	78	0.1459	11.38	2933	24.8601%	Fecal		CFU/100 mL	200	283.2	86400	-	55,704.2
5439000	3/12/2001	78	78	0.1459	11.38	2933	24.8601%	Fecal		CFU/100 mL	200	283.2	86400	-	55,704.2
5439000	3/28/2001	78	78	0.1459	11.38	2933	24.8601%	Fecal		CFU/100 mL	200	283.2	86400	-	55,704.2
5439000	4/21/2001	78	78	0.1459	11.38	2933	24.8601%	Fecal		CFU/100 mL	200	283.2	86400	-	55,704.2
5439000	7/19/2008	78	78	0.1459	11.38	2933	24.8601%	Fecal		CFU/100 mL	200	283.2	86400	-	55,704.2
5439000	6/18/2018	78	78	0.1459	11.38	2933	24.8601%	Fecal		CFU/100 mL	200	283.2	86400	-	55,704.2
5439000	11/12/2019	78	78	0.1459	11.38	2933	24.8601%	Fecal		CFU/100 mL	200	283.2	86400	-	55,704.2
5439000	3/16/2002	77.9	77.9	0.1459	11.37	2950	25.0042%	Fecal		CFU/100 mL	200	283.2	86400	-	55,632.8
5439000	7/7/2013	77.9	77.9	0.1459	11.37	2950	25.0042%	Fecal		CFU/100 mL	200	283.2	86400	-	55,632.8
5439000	6/14/2019	77.9	77.9	0.1459	11.37	2950	25.0042%	Fecal		CFU/100 mL	200	283.2	86400	-	55,632.8
5439000	4/22/2004	77.8	77.8	0.1459	11.35	2953	25.0297%	Fecal		CFU/100 mL	200	283.2	86400	-	55,561.3
5439000	8/16/2007	77.8	77.8	0.1459	11.35	2953	25.0297%	Fecal		CFU/100 mL	200	283.2	86400	-	55,561.3
5439000	1/3/2012	77.8	77.8	0.1459	11.35	2953	25.0297%	Fecal		CFU/100 mL	200	283.2	86400	-	55,561.3
5439000	5/13/2012	77.8	77.8	0.1459	11.35	2953	25.0297%	Fecal		CFU/100 mL	200	283.2	86400	-	55,561.3
5439000	5/10/2013	77.8	77.8	0.1459	11.35	2953	25.0297%	Fecal		CFU/100 mL	200	283.2	86400	-	55,561.3
5439000	2/26/2020	77.8	77.8	0.1459	11.35	2953	25.0297%	Fecal		CFU/100 mL	200	283.2	86400	-	55,561.3
5439000	7/31/2017	77.7	77.7	0.1459	11.34	2959	25.0805%	Fecal		CFU/100 mL	200	283.2	86400	-	55,489.9
5439000	6/23/2019	77.7	77.7	0.1459	11.34	2959	25.0805%	Fecal		CFU/100 mL	200	283.2	86400	-	55,489.9
5439000	2/13/2005	77.6	77.6	0.1459	11.32	2961	25.0975%	Fecal		CFU/100 mL	200	283.2	86400	-	55,418.5
5439000	3/29/2008	77.6	77.6	0.1459	11.32	2961	25.0975%	Fecal		CFU/100 mL	200	283.2	86400	-	55,418.5
5439000	4/22/2008	77.6	77.6	0.1459	11.32	2961	25.0975%	Fecal		CFU/100 mL	200	283.2	86400	-	55,418.5
5439000	4/16/2012	77.6	77.6	0.1459	11.32	2961	25.0975%	Fecal		CFU/100 mL	200	283.2	86400	-	55,418.5
5439000	5/10/2020	77.6	77.6	0.1459	11.32	2961	25.0975%	Fecal		CFU/100 mL	200	283.2	86400	-	55,418.5
5439000	4/18/2002	77.4	77.4	0.1459	11.30	2966	25.1399%	Fecal		CFU/100 mL	200	283.2	86400	-	55,275.7
5439000	4/25/2010	77.4	77.4	0.1459	11.30	2966	25.1399%	Fecal		CFU/100 mL	200	283.2	86400	-	55,275.7
5439000	1/17/2016	77.4	77.4	0.1459	11.30	2966	25.1399%	Fecal		CFU/100 mL	200	283.2	86400	-	55,275.7
5439000	2/16/2019	77.4	77.4	0.1459	11.30	2966	25.1399%	Fecal		CFU/100 mL	200	283.2	86400	-	55,275.7
5439000	1/5/2007	77.3	77.3	0.1459	11.28	2970	25.1738%	Fecal		CFU/100 mL	200	283.2	86400	-	55,204.3

Gage ID	Date	Discharge (CFS)	Gage Discharge (less Surrogate NPDES) (CFS)	Watershed Area Ratio	Calculated flow (CFS)	Rank	Flow Exceedance %	Parameter	Results	Units (mg or micro_gram	Limit/Standard	100mL/CF	sec/day	Actual Load (million colonies/day)	Allowable Load (million colonies/day)
5439000	3/30/2008	77.3	77.3	0.1459	11.28	2970	25.1738%	Fecal		CFU/100 mL	200	283.2	86400	-	55,204.3
5439000	2/27/2012	77.3	77.3	0.1459	11.28	2970	25.1738%	Fecal		CFU/100 mL	200	283.2	86400	-	55,204.3
5439000	6/4/2015	77.3	77.3	0.1459	11.28	2970	25.1738%	Fecal		CFU/100 mL	200	283.2	86400	-	55,204.3
5439000	7/17/2007	77.2	77.2	0.1459	11.27	2974	25.2077%	Fecal		CFU/100 mL	200	283.2	86400	-	55,132.8
5439000	3/18/2020	77.2	77.2	0.1459	11.27	2974	25.2077%	Fecal		CFU/100 mL	200	283.2	86400	-	55,132.8
5439000	6/2/2020	77.2	77.2	0.1459	11.27	2974	25.2077%	Fecal		CFU/100 mL	200	283.2	86400	-	55,132.8
5439000	2/13/1990	77	77	0.1459	11.24	2977	25.2331%	Fecal		CFU/100 mL	200	283.2	86400	-	54,990.0
5439000	12/9/1990	77	77	0.1459	11.24	2977	25.2331%	Fecal		CFU/100 mL	200	283.2	86400	-	54,990.0
5439000	4/6/1991	77	77	0.1459	11.24	2977	25.2331%	Fecal		CFU/100 mL	200	283.2	86400	-	54,990.0
5439000	2/24/1992	77	77	0.1459	11.24	2977	25.2331%	Fecal		CFU/100 mL	200	283.2	86400	-	54,990.0
5439000	3/14/1992	77	77	0.1459	11.24	2977	25.2331%	Fecal		CFU/100 mL	200	283.2	86400	-	54,990.0
5439000	1/14/1993	77	77	0.1459	11.24	2977	25.2331%	Fecal		CFU/100 mL	200	283.2	86400	-	54,990.0
5439000	7/7/1993	77	77	0.1459	11.24	2977	25.2331%	Fecal		CFU/100 mL	200	283.2	86400	-	54,990.0
5439000	6/12/2001	77	77	0.1459	11.24	2977	25.2331%	Fecal		CFU/100 mL	200	283.2	86400	-	54,990.0
5439000	6/27/2009	77	77	0.1459	11.24	2977	25.2331%	Fecal		CFU/100 mL	200	283.2	86400	-	54,990.0
5439000	3/2/2019	77	77	0.1459	11.24	2977	25.2331%	Fecal		CFU/100 mL	200	283.2	86400	-	54,990.0
5439000	4/6/2004	76.9	76.9	0.1459	11.22	2987	25.3179%	Fecal		CFU/100 mL	200	283.2	86400	-	54,918.6
5439000	5/1/2015	76.9	76.9	0.1459	11.22	2987	25.3179%	Fecal		CFU/100 mL	200	283.2	86400	-	54,918.6
5439000	1/17/2020	76.9	76.9	0.1459	11.22	2987	25.3179%	Fecal		CFU/100 mL	200	283.2	86400	-	54,918.6
5439000	5/9/2020	76.9	76.9	0.1459	11.22	2987	25.3179%	Fecal		CFU/100 mL	200	283.2	86400	-	54,918.6
5439000	7/2/1994	76.8	76.8	0.1459	11.21	2991	25.3518%	Fecal		CFU/100 mL	200	283.2	86400	-	54,847.2
5439000	1/5/2010	76.8	76.8	0.1459	11.21	2991	25.3518%	Fecal		CFU/100 mL	200	283.2	86400	-	54,847.2
5439000	9/28/2008	76.6	76.6	0.1459	11.18	2993	25.3687%	Fecal		CFU/100 mL	200	283.2	86400	-	54,704.4
5439000	4/18/2009	76.6	76.6	0.1459	11.18	2993	25.3687%	Fecal		CFU/100 mL	200	283.2	86400	-	54,704.4
5439000	7/4/2018	76.6	76.6	0.1459	11.18	2993	25.3687%	Fecal		CFU/100 mL	200	283.2	86400	-	54,704.4
5439000	3/8/2005	76.5	76.5	0.1459	11.16	2996	25.3941%	Fecal		CFU/100 mL	200	283.2	86400	-	54,632.9
5439000	5/26/2006	76.5	76.5	0.1459	11.16	2996	25.3941%	Fecal		CFU/100 mL	200	283.2	86400	-	54,632.9
5439000	7/20/2015	76.5	76.5	0.1459	11.16	2996	25.3941%	Fecal		CFU/100 mL	200	283.2	86400	-	54,632.9
5439000	12/26/2016	76.5	76.5	0.1459	11.16	2996	25.3941%	Fecal		CFU/100 mL	200	283.2	86400	-	54,632.9
5439000	10/29/2017	76.5	76.5	0.1459	11.16	2996	25.3941%	Fecal		CFU/100 mL	200	283.2	86400	-	54,632.9
5439000	4/19/2019	76.5	76.5	0.1459	11.16	2996	25.3941%	Fecal		CFU/100 mL	200	283.2	86400	-	54,632.9
5439000	11/13/2019	76.5	76.5	0.1459	11.16	2996	25.3941%	Fecal		CFU/100 mL	200	283.2	86400	-	54,632.9
5439000	1/20/2007	76.4	76.4	0.1459	11.15	3003	25.4535%	Fecal		CFU/100 mL	200	283.2	86400	-	54,561.5
5439000	4/12/2009	76.4	76.4	0.1459	11.15	3003	25.4535%	Fecal		CFU/100 mL	200	283.2	86400	-	54,561.5
5439000	1/6/2020	76.4	76.4	0.1459	11.15	3003	25.4535%	Fecal		CFU/100 mL	200	283.2	86400	-	54,561.5
5439000	5/9/2013	76.3	76.3	0.1459	11.13	3006	25.4789%	Fecal		CFU/100 mL	200	283.2	86400	-	54,490.1
5439000	4/19/2002	76.2	76.2	0.1459	11.12	3007	25.4874%	Fecal		CFU/100 mL	200	283.2	86400	-	54,418.7
5439000	9/27/2011	76.2	76.2	0.1459	11.12	3007	25.4874%	Fecal		CFU/100 mL	200	283.2	86400	-	54,418.7
5439000	2/4/2012	76.2	76.2	0.1459	11.12	3007	25.4874%	Fecal		CFU/100 mL	200	283.2	86400	-	54,418.7
5439000	10/22/1993	76.1	76.1	0.1459	11.11	3010	25.5128%	Fecal		CFU/100 mL	200	283.2	86400	-	54,347.3
5439000	9/10/2007	76.1	76.1	0.1459	11.11	3010	25.5128%	Fecal		CFU/100 mL	200	283.2	86400	-	54,347.3
5439000	5/23/2010	76.1	76.1	0.1459	11.11	3010	25.5128%	Fecal		CFU/100 mL	200	283.2	86400	-	54,347.3
5439000	1/21/2020	76.1	76.1	0.1459	11.11	3010	25.5128%	Fecal		CFU/100 mL	200	283.2	86400	-	54,347.3
5439000	1/18/1990	76	76	0.1459	11.09	3014	25.5467%	Fecal		CFU/100 mL	200	283.2	86400	-	54,275.9
5439000	2/4/1990	76	76	0.1459	11.09	3014	25.5467%	Fecal		CFU/100 mL	200	283.2	86400	-	54,275.9
5439000	3/5/1991	76	76	0.1459	11.09	3014	25.5467%	Fecal		CFU/100 mL	200	283.2	86400	-	54,275.9
5439000	5/24/1991	76	76	0.1459	11.09	3014	25.5467%	Fecal		CFU/100 mL	200	283.2	86400	-	54,275.9
5439000	6/11/1991	76	76	0.1459	11.09	3014	25.5467%	Fecal		CFU/100 mL	200	283.2	86400	-	54,275.9
5439000	2/29/1992	76	76	0.1459	11.09	3014	25.5467%	Fecal		CFU/100 mL	200	283.2	86400	-	54,275.9
5439000	2/27/1995	76	76	0.1459	11.09	3014	25.5467%	Fecal		CFU/100 mL	200	283.2	86400	-	54,275.9
5439000	4/23/1995	76	76	0.1459	11.09	3014	25.5467%	Fecal		CFU/100 mL	200	283.2	86400	-	54,275.9
5439000	2/10/1996	76	76	0.1459	11.09	3014	25.5467%	Fecal		CFU/100 mL	200	283.2	86400	-	54,275.9
5439000	7/2/1996	76	76	0.1459	11.09	3014	25.5467%	Fecal		CFU/100 mL	200	283.2	86400	-	54,275.9
5439000	8/16/1996	76	76	0.1459	11.09	3014	25.5467%	Fecal		CFU/100 mL	200	283.2	86400	-	54,275.9
5439000	4/13/1997	76	76	0.1459	11.09	3014	25.5467%	Fecal		CFU/100 mL	200	283.2	86400	-	54,275.9
5439000	5/14/1997	76	76	0.1459	11.09	3014	25.5467%	Fecal		CFU/100 mL	200	283.2	86400	-	54,275.9
5439000	1/13/1998	76	76	0.1459	11.09	3014	25.5467%	Fecal		CFU/100 mL	200	283.2	86400	-	54,275.9
5439000	3/4/1998	76	76	0.1459	11.09	3014	25.5467%	Fecal		CFU/100 mL	200	283.2	86400	-	54,275.9
5439000	3/15/1998	76	76	0.1459	11.09	3014	25.5467%	Fecal		CFU/100 mL	200	283.2	86400	-	54,275.9
5439000	5/25/1998	76	76	0.1459	11.09	3014	25.5467%	Fecal		CFU/100 mL	200	283.2	86400	-	54,275.9
5439000	6/22/1998	76	76	0.1459	11.09	3014	25.5467%	Fecal		CFU/100 mL	200	283.2	86400	-	54,275.9
5439000	6/25/1999	76	76	0.1459	11.09	3014	25.5467%	Fecal		CFU/100 mL	200	283.2	86400	-	54,275.9
5439000	4/9/2001	76	76	0.1459	11.09	3014	25.5467%	Fecal		CFU/100 mL	200	283.2	86400	-	54,275.9
5439000	4/19/2001	76	76	0.1459	11.09	3014	25.5467%	Fecal		CFU/100 mL	200	283.2	86400	-	54,275.9
5439000	3/20/2011	76	76	0.1459	11.09	3014	25.5467%	Fecal		CFU/100 mL	200	283.2	86400	-	54,275.9
5439000	3/21/2011	76	76	0.1459	11.09	3014	25.5467%	Fecal		CFU/100 mL	200	283.2	86400	-	54,275.9
5439000	3/20/2022	76	76	0.1459	11.09	3014	25.5467%	Fecal		CFU/100 mL	200	283.2	86400	-	54,275.9
5439000	5/8/2002	75.9	75.9	0.1459	11.08	3038	25.7501%	Fecal		CFU/100 mL	200	283.2	86400	-	54,204.4
5439000	11/30/2009	75.9	75.9	0.1459	11.08	3038	25.7501%	Fecal		CFU/100 mL	200	283.2	86400	-	54,204.4
5439000	6/26/2016	75.9	75.9	0.1459	11.08	3038	25.7501%	Fecal		CFU/100 mL	200	283.2	86400	-	54,204.4
5439000	6/22/2019	75.8	75.8	0.1459	11.06	3041	25.7756%	Fecal		CFU/100 mL	200	283.2	86400	-	54,133.0
5439000	6/24/2019	75.8	75.8	0.1459	11.06	3041	25.7756%	Fecal		CFU/100 mL	200	283.2	86400	-	54,133.0
5439000	8/11/1994	75.7	75.7	0.1459	11.05	3043	25.7925%	Fecal		CFU/100 mL	200	283.2	86400	-	54,061.6
5439000	3/17/2002	75.7	75.7	0.1459	11.05	3043	25.7925%	Fecal		CFU/100 mL	200	283.2	86400	-	54,061.6
5439000	10/31/2008	75.7	75.7	0.1459	11.05	3043	25.7925%	Fecal		CFU/100 mL	200	283.2	86400	-	54,061.6
5439000	5/20/2014	75.7	75.7	0.1459	11.05	3043	25.7925%	Fecal		CFU/100 mL	200	283.2	86400	-	54,061.6
5439000	12/2/2016	75.7	75.7	0.1459	11.05	3043	25.7925%	Fecal		CFU/100 mL	200	283.2	86400	-	54,061.6
5439000	6/2/2008	75.6	75.6	0.1459	11.03	3048	25.8349%	Fecal		CFU/100 mL	200	283.2	86400	-	53,990.2
5439000	12/29/2006	75.5	75.5	0.1459	11.02	3049	25.8434%	Fecal		CFU/100 mL	200	283.2	86400	-	53,918.8
5439000	4/15/2010	75.4	75.4	0.1459	11.00	3050	25.8518%	Fecal		CFU/100 mL	200	283.2	86400	-	53,847.4
5439000	7/3/2015	75.4	75.4	0.1459	11.00	3050	25.8518%	Fecal		CFU/100 mL	200	283.2	86400	-	53,847.4
5439000	2/7/2017	75.4	75.4	0.1459	11.00	3050	25.8518%	Fecal		CFU/100 mL	200	283.2	86400	-	53,847.4
5439000	12/20/1993	75.3	75.3	0.1459	10.99	3053	25.8773%	Fecal		CFU/100 mL	200	283.2	86400	-	53,776.0
5439000	6/18/2010	75.3	75.3	0.1459	10.99	3053	25.8773%	Fecal		CFU/100 mL	200	283.2	86400	-	53,776.0
5439000	2/8/2020	75.3	75.3	0.1459	10.99	3053	25.8773%	Fecal		CFU/100 mL	200	283.2	86400	-	53,776.0
5439000	11/10/2009	75.2	75.2	0.1459	10.97	3056	25.9027%	Fecal		CFU/100 mL	200	283.2	86400	-	53,704.5
5439000	5/23/2015	75.2	75.2	0.1459	10.97	3056	25.9027%	Fecal		CFU/100 mL	200	283.2	86400	-	53,704.5
5439000	6/17/2018	75.1	75.1	0.1459	10.96	3058	25.9196%	Fecal		CFU/100 mL	200	283.2	86400	-	53,633.1
5439000	3/30/1990	75	75	0.1459	10.95	3059	25.9281%	Fecal		CFU/100 mL	200	283.2	86400	-	53,561.7
5439000	2/12/1991	75	75	0.1459	10.95	3059	25.9281%	Fecal		CFU/100 mL	200	283.2	86400	-	53,561.7

Gage ID	Date	Discharge (CFS)	Gage Discharge (less Surrogate NPDES) (CFS)	Watershed Area Ratio	Calculated flow (CFS)	Rank	Flow Exceedance %	Parameter	Results	Units (mg or micro_gram	Limit/Standard	100mL/CF	sec/day	Actual Load (million colonies/day)	Allowable Load (million colonies/day)
5439000	4/25/1991	75	75	0.1459	10.95	3059	25.9281%	Fecal		CFU/100 mL	200	283.2	86400	-	53,561.7
5439000	12/5/1991	75	75	0.1459	10.95	3059	25.9281%	Fecal		CFU/100 mL	200	283.2	86400	-	53,561.7
5439000	1/28/1993	75	75	0.1459	10.95	3059	25.9281%	Fecal		CFU/100 mL	200	283.2	86400	-	53,561.7
5439000	10/11/1993	75	75	0.1459	10.95	3059	25.9281%	Fecal		CFU/100 mL	200	283.2	86400	-	53,561.7
5439000	1/24/1995	75	75	0.1459	10.95	3059	25.9281%	Fecal		CFU/100 mL	200	283.2	86400	-	53,561.7
5439000	11/20/1995	75	75	0.1459	10.95	3059	25.9281%	Fecal		CFU/100 mL	200	283.2	86400	-	53,561.7
5439000	5/16/1996	75	75	0.1459	10.95	3059	25.9281%	Fecal		CFU/100 mL	200	283.2	86400	-	53,561.7
5439000	7/1/1996	75	75	0.1459	10.95	3059	25.9281%	Fecal		CFU/100 mL	200	283.2	86400	-	53,561.7
5439000	12/11/1998	75	75	0.1459	10.95	3059	25.9281%	Fecal		CFU/100 mL	200	283.2	86400	-	53,561.7
5439000	11/11/2000	75	75	0.1459	10.95	3059	25.9281%	Fecal		CFU/100 mL	200	283.2	86400	-	53,561.7
5439000	3/7/2001	75	75	0.1459	10.95	3059	25.9281%	Fecal		CFU/100 mL	200	283.2	86400	-	53,561.7
5439000	3/28/2010	75	75	0.1459	10.95	3059	25.9281%	Fecal		CFU/100 mL	200	283.2	86400	-	53,561.7
5439000	4/25/2008	74.8	74.8	0.1459	10.92	3073	26.0468%	Fecal		CFU/100 mL	200	283.2	86400	-	53,418.9
5439000	4/11/2011	74.7	74.7	0.1459	10.90	3074	26.0553%	Fecal		CFU/100 mL	200	283.2	86400	-	53,347.5
5439000	3/23/2013	74.7	74.7	0.1459	10.90	3074	26.0553%	Fecal		CFU/100 mL	200	283.2	86400	-	53,347.5
5439000	12/11/2018	74.7	74.7	0.1459	10.90	3074	26.0553%	Fecal		CFU/100 mL	200	283.2	86400	-	53,347.5
5439000	4/1/2019	74.6	74.6	0.1459	10.89	3077	26.0807%	Fecal		CFU/100 mL	200	283.2	86400	-	53,276.0
5439000	6/3/2020	74.6	74.6	0.1459	10.89	3077	26.0807%	Fecal		CFU/100 mL	200	283.2	86400	-	53,276.0
5439000	8/6/2007	74.5	74.5	0.1459	10.87	3079	26.0976%	Fecal		CFU/100 mL	200	283.2	86400	-	53,204.6
5439000	6/24/2011	74.5	74.5	0.1459	10.87	3079	26.0976%	Fecal		CFU/100 mL	200	283.2	86400	-	53,204.6
5439000	4/14/2021	74.5	74.5	0.1459	10.87	3079	26.0976%	Fecal		CFU/100 mL	200	283.2	86400	-	53,204.6
5439000	10/10/2008	74.4	74.4	0.1459	10.86	3082	26.1231%	Fecal		CFU/100 mL	200	283.2	86400	-	53,133.2
5439000	1/25/2019	74.4	74.4	0.1459	10.86	3082	26.1231%	Fecal		CFU/100 mL	200	283.2	86400	-	53,133.2
5439000	3/11/2004	74.3	74.3	0.1459	10.84	3084	26.1400%	Fecal		CFU/100 mL	200	283.2	86400	-	53,061.8
5439000	4/18/2006	74.3	74.3	0.1459	10.84	3084	26.1400%	Fecal		CFU/100 mL	200	283.2	86400	-	53,061.8
5439000	3/11/1994	74.2	74.2	0.1459	10.83	3086	26.1570%	Fecal		CFU/100 mL	200	283.2	86400	-	52,990.4
5439000	1/16/2016	74.2	74.2	0.1459	10.83	3086	26.1570%	Fecal		CFU/100 mL	200	283.2	86400	-	52,990.4
5439000	11/14/2019	74.2	74.2	0.1459	10.83	3086	26.1570%	Fecal		CFU/100 mL	200	283.2	86400	-	52,990.4
5439000	5/18/2006	74.1	74.1	0.1459	10.81	3089	26.1824%	Fecal		CFU/100 mL	200	283.2	86400	-	52,919.0
5439000	7/1/2010	74.1	74.1	0.1459	10.81	3089	26.1824%	Fecal		CFU/100 mL	200	283.2	86400	-	52,919.0
5439000	12/25/2011	74.1	74.1	0.1459	10.81	3089	26.1824%	Fecal		CFU/100 mL	200	283.2	86400	-	52,919.0
5439000	12/11/2015	74.1	74.1	0.1459	10.81	3089	26.1824%	Fecal		CFU/100 mL	200	283.2	86400	-	52,919.0
5439000	6/19/2016	74.1	74.1	0.1459	10.81	3089	26.1824%	Fecal		CFU/100 mL	200	283.2	86400	-	52,919.0
5439000	2/16/1990	74	74	0.1459	10.80	3094	26.2248%	Fecal		CFU/100 mL	200	283.2	86400	-	52,847.5
5439000	5/30/1990	74	74	0.1459	10.80	3094	26.2248%	Fecal		CFU/100 mL	200	283.2	86400	-	52,847.5
5439000	6/16/1990	74	74	0.1459	10.80	3094	26.2248%	Fecal		CFU/100 mL	200	283.2	86400	-	52,847.5
5439000	8/24/1990	74	74	0.1459	10.80	3094	26.2248%	Fecal		CFU/100 mL	200	283.2	86400	-	52,847.5
5439000	12/22/1990	74	74	0.1459	10.80	3094	26.2248%	Fecal		CFU/100 mL	200	283.2	86400	-	52,847.5
5439000	2/11/1991	74	74	0.1459	10.80	3094	26.2248%	Fecal		CFU/100 mL	200	283.2	86400	-	52,847.5
5439000	4/27/1991	74	74	0.1459	10.80	3094	26.2248%	Fecal		CFU/100 mL	200	283.2	86400	-	52,847.5
5439000	3/1/1992	74	74	0.1459	10.80	3094	26.2248%	Fecal		CFU/100 mL	200	283.2	86400	-	52,847.5
5439000	5/15/1993	74	74	0.1459	10.80	3094	26.2248%	Fecal		CFU/100 mL	200	283.2	86400	-	52,847.5
5439000	11/19/1994	74	74	0.1459	10.80	3094	26.2248%	Fecal		CFU/100 mL	200	283.2	86400	-	52,847.5
5439000	11/21/1994	74	74	0.1459	10.80	3094	26.2248%	Fecal		CFU/100 mL	200	283.2	86400	-	52,847.5
5439000	6/12/1995	74	74	0.1459	10.80	3094	26.2248%	Fecal		CFU/100 mL	200	283.2	86400	-	52,847.5
5439000	7/5/1995	74	74	0.1459	10.80	3094	26.2248%	Fecal		CFU/100 mL	200	283.2	86400	-	52,847.5
5439000	5/21/1997	74	74	0.1459	10.80	3094	26.2248%	Fecal		CFU/100 mL	200	283.2	86400	-	52,847.5
5439000	5/27/1997	74	74	0.1459	10.80	3094	26.2248%	Fecal		CFU/100 mL	200	283.2	86400	-	52,847.5
5439000	3/23/1999	74	74	0.1459	10.80	3094	26.2248%	Fecal		CFU/100 mL	200	283.2	86400	-	52,847.5
5439000	4/9/2007	74	74	0.1459	10.80	3094	26.2248%	Fecal		CFU/100 mL	200	283.2	86400	-	52,847.5
5439000	11/19/2019	74	74	0.1459	10.80	3094	26.2248%	Fecal		CFU/100 mL	200	283.2	86400	-	52,847.5
5439000	3/13/2006	73.9	73.9	0.1459	10.78	3112	26.3774%	Fecal		CFU/100 mL	200	283.2	86400	-	52,776.1
5439000	3/21/2016	73.9	73.9	0.1459	10.78	3112	26.3774%	Fecal		CFU/100 mL	200	283.2	86400	-	52,776.1
5439000	1/30/2017	73.9	73.9	0.1459	10.78	3112	26.3774%	Fecal		CFU/100 mL	200	283.2	86400	-	52,776.1
5439000	10/20/2017	73.9	73.9	0.1459	10.78	3112	26.3774%	Fecal		CFU/100 mL	200	283.2	86400	-	52,776.1
5439000	10/7/2018	73.9	73.9	0.1459	10.78	3112	26.3774%	Fecal		CFU/100 mL	200	283.2	86400	-	52,776.1
5439000	3/28/2011	73.8	73.8	0.1459	10.77	3117	26.4197%	Fecal		CFU/100 mL	200	283.2	86400	-	52,704.7
5439000	12/6/2019	73.8	73.8	0.1459	10.77	3117	26.4197%	Fecal		CFU/100 mL	200	283.2	86400	-	52,704.7
5439000	4/14/2015	73.7	73.7	0.1459	10.76	3119	26.4367%	Fecal		CFU/100 mL	200	283.2	86400	-	52,633.3
5439000	6/7/2015	73.7	73.7	0.1459	10.76	3119	26.4367%	Fecal		CFU/100 mL	200	283.2	86400	-	52,633.3
5439000	6/6/2016	73.7	73.7	0.1459	10.76	3119	26.4367%	Fecal		CFU/100 mL	200	283.2	86400	-	52,633.3
5439000	4/2/2019	73.7	73.7	0.1459	10.76	3119	26.4367%	Fecal		CFU/100 mL	200	283.2	86400	-	52,633.3
5439000	2/23/2020	73.7	73.7	0.1459	10.76	3119	26.4367%	Fecal		CFU/100 mL	200	283.2	86400	-	52,633.3
5439000	2/1/2019	73.6	73.6	0.1459	10.74	3124	26.4791%	Fecal		CFU/100 mL	200	283.2	86400	-	52,561.9
5439000	5/3/2006	73.5	73.5	0.1459	10.73	3125	26.4875%	Fecal		CFU/100 mL	200	283.2	86400	-	52,490.5
5439000	5/28/2006	73.5	73.5	0.1459	10.73	3125	26.4875%	Fecal		CFU/100 mL	200	283.2	86400	-	52,490.5
5439000	2/6/2012	73.4	73.4	0.1459	10.71	3127	26.5045%	Fecal		CFU/100 mL	200	283.2	86400	-	52,419.1
5439000	10/16/2014	73.4	73.4	0.1459	10.71	3127	26.5045%	Fecal		CFU/100 mL	200	283.2	86400	-	52,419.1
5439000	10/10/2018	73.4	73.4	0.1459	10.71	3127	26.5045%	Fecal		CFU/100 mL	200	283.2	86400	-	52,419.1
5439000	3/7/2005	73.3	73.3	0.1459	10.70	3130	26.5299%	Fecal		CFU/100 mL	200	283.2	86400	-	52,347.6
5439000	4/17/2014	73.2	73.2	0.1459	10.68	3131	26.5384%	Fecal		CFU/100 mL	200	283.2	86400	-	52,276.2
5439000	3/6/2019	73.2	73.2	0.1459	10.68	3131	26.5384%	Fecal		CFU/100 mL	200	283.2	86400	-	52,276.2
5439000	6/12/2006	73.1	73.1	0.1459	10.67	3133	26.5553%	Fecal		CFU/100 mL	200	283.2	86400	-	52,204.8
5439000	3/15/2012	73.1	73.1	0.1459	10.67	3133	26.5553%	Fecal		CFU/100 mL	200	283.2	86400	-	52,204.8
5439000	3/6/2017	73.1	73.1	0.1459	10.67	3133	26.5553%	Fecal		CFU/100 mL	200	283.2	86400	-	52,204.8
5439000	4/27/2020	73.1	73.1	0.1459	10.67	3133	26.5553%	Fecal		CFU/100 mL	200	283.2	86400	-	52,204.8
5439000	11/9/1990	73	73	0.1459	10.65	3137	26.5893%	Fecal		CFU/100 mL	200	283.2	86400	-	52,133.4
5439000	3/6/1991	73	73	0.1459	10.65	3137	26.5893%	Fecal		CFU/100 mL	200	283.2	86400	-	52,133.4
5439000	4/7/1991	73	73	0.1459	10.65	3137	26.5893%	Fecal		CFU/100 mL	200	283.2	86400	-	52,133.4
5439000	11/7/1992	73	73	0.1459	10.65	3137	26.5893%	Fecal		CFU/100 mL	200	283.2	86400	-	52,133.4
5439000	12/29/1992	73	73	0.1459	10.65	3137	26.5893%	Fecal		CFU/100 mL	200	283.2	86400	-	52,133.4
5439000	12/1/1994	73	73	0.1459	10.65	3137	26.5893%	Fecal		CFU/100 mL	200	283.2	86400	-	52,133.4
5439000	1/2/1995	73	73	0.1459	10.65	3137	26.5893%	Fecal		CFU/100 mL	200	283.2	86400	-	52,133.4
5439000	2/21/1998	73	73	0.1459	10.65	3137	26.5893%	Fecal		CFU/100 mL	200	283.2	86400	-	52,133.4
5439000	3/16/1998	73	73	0.1459	10.65	3137	26.5893%	Fecal		CFU/100 mL	200	283.2	86400	-	52,133.4
5439000	2/19/1999	73	73	0.1459	10.65	3137	26.5893%	Fecal		CFU/100 mL	200	283.2	86400	-	52,133.4
5439000	5/26/1999	73	73	0.1459	10.65	3137	26.5893%	Fecal		CFU/100 mL	200	283.2	86400	-	52,133.4
5439000	3/8/2001	73	73	0.1459	10.65	3137	26.5893%	Fecal		CFU/100 mL	200	283.2	86400	-	52,133.4
5439000	4/20/2001	73	73	0.1459	10.65	3137	26.5893%	Fecal		CFU/100 mL	200	283.2	86400	-	52,133.4
5439000	6/19/2002	73	73	0.1459	10.65	3137	26.5893%	Fecal		CFU/100 mL	200	283.2	86400	-	52,133.4

Gage ID	Date	Discharge (CFS)	Gage Discharge (less Surrogate NPDES) (CFS)	Watershed Area Ratio	Calculated flow (CFS)	Rank	Flow Exceedance %	Parameter	Results	Units (mg or micro_gram	Limit/Standard	100mL/CF	sec/day	Actual Load (million colonies/day)	Allowable Load (million colonies/day)
5439000	1/4/2007	73	73	0.1459	10.65	3137	26.5893%	Fecal		CFU/100 mL	200	283.2	86400	-	52,133.4
5439000	11/17/2008	73	73	0.1459	10.65	3137	26.5893%	Fecal		CFU/100 mL	200	283.2	86400	-	52,133.4
5439000	3/21/2013	73	73	0.1459	10.65	3137	26.5893%	Fecal		CFU/100 mL	200	283.2	86400	-	52,133.4
5439000	3/19/2015	73	73	0.1459	10.65	3137	26.5893%	Fecal		CFU/100 mL	200	283.2	86400	-	52,133.4
5439000	5/27/2007	72.9	72.9	0.1459	10.64	3155	26.7418%	Fecal		CFU/100 mL	200	283.2	86400	-	52,062.0
5439000	5/25/2003	72.8	72.8	0.1459	10.62	3156	26.7503%	Fecal		CFU/100 mL	200	283.2	86400	-	51,990.6
5439000	11/15/2011	72.8	72.8	0.1459	10.62	3156	26.7503%	Fecal		CFU/100 mL	200	283.2	86400	-	51,990.6
5439000	1/22/2016	72.8	72.8	0.1459	10.62	3156	26.7503%	Fecal		CFU/100 mL	200	283.2	86400	-	51,990.6
5439000	12/2/1993	72.7	72.7	0.1459	10.61	3159	26.7757%	Fecal		CFU/100 mL	200	283.2	86400	-	51,919.1
5439000	4/27/2004	72.7	72.7	0.1459	10.61	3159	26.7757%	Fecal		CFU/100 mL	200	283.2	86400	-	51,919.1
5439000	9/11/2007	72.7	72.7	0.1459	10.61	3159	26.7757%	Fecal		CFU/100 mL	200	283.2	86400	-	51,919.1
5439000	3/4/2019	72.7	72.7	0.1459	10.61	3159	26.7757%	Fecal		CFU/100 mL	200	283.2	86400	-	51,919.1
5439000	7/21/2019	72.6	72.6	0.1459	10.59	3163	26.8096%	Fecal		CFU/100 mL	200	283.2	86400	-	51,847.7
5439000	11/20/2019	72.6	72.6	0.1459	10.59	3163	26.8096%	Fecal		CFU/100 mL	200	283.2	86400	-	51,847.7
5439000	2/26/2002	72.5	72.5	0.1459	10.58	3165	26.8266%	Fecal		CFU/100 mL	200	283.2	86400	-	51,776.3
5439000	5/19/2008	72.5	72.5	0.1459	10.58	3165	26.8266%	Fecal		CFU/100 mL	200	283.2	86400	-	51,776.3
5439000	2/28/2005	72.4	72.4	0.1459	10.57	3167	26.8435%	Fecal		CFU/100 mL	200	283.2	86400	-	51,704.9
5439000	4/22/2002	72.3	72.3	0.1459	10.55	3168	26.8520%	Fecal		CFU/100 mL	200	283.2	86400	-	51,633.5
5439000	6/2/2017	72.3	72.3	0.1459	10.55	3168	26.8520%	Fecal		CFU/100 mL	200	283.2	86400	-	51,633.5
5439000	5/27/2018	72.3	72.3	0.1459	10.55	3168	26.8520%	Fecal		CFU/100 mL	200	283.2	86400	-	51,633.5
5439000	1/13/2019	72.3	72.3	0.1459	10.55	3168	26.8520%	Fecal		CFU/100 mL	200	283.2	86400	-	51,633.5
5439000	3/2/2020	72.3	72.3	0.1459	10.55	3168	26.8520%	Fecal		CFU/100 mL	200	283.2	86400	-	51,633.5
5439000	5/12/2011	72.2	72.2	0.1459	10.54	3173	26.8944%	Fecal		CFU/100 mL	200	283.2	86400	-	51,562.1
5439000	2/3/2012	72.1	72.1	0.1459	10.52	3174	26.9029%	Fecal		CFU/100 mL	200	283.2	86400	-	51,490.7
5439000	2/10/2013	72.1	72.1	0.1459	10.52	3174	26.9029%	Fecal		CFU/100 mL	200	283.2	86400	-	51,490.7
5439000	6/25/1990	72	72	0.1459	10.51	3176	26.9198%	Fecal		CFU/100 mL	200	283.2	86400	-	51,419.2
5439000	5/9/1991	72	72	0.1459	10.51	3176	26.9198%	Fecal		CFU/100 mL	200	283.2	86400	-	51,419.2
5439000	4/25/1992	72	72	0.1459	10.51	3176	26.9198%	Fecal		CFU/100 mL	200	283.2	86400	-	51,419.2
5439000	9/9/1992	72	72	0.1459	10.51	3176	26.9198%	Fecal		CFU/100 mL	200	283.2	86400	-	51,419.2
5439000	12/8/1992	72	72	0.1459	10.51	3176	26.9198%	Fecal		CFU/100 mL	200	283.2	86400	-	51,419.2
5439000	8/1/1993	72	72	0.1459	10.51	3176	26.9198%	Fecal		CFU/100 mL	200	283.2	86400	-	51,419.2
5439000	9/21/1993	72	72	0.1459	10.51	3176	26.9198%	Fecal		CFU/100 mL	200	283.2	86400	-	51,419.2
5439000	3/18/1995	72	72	0.1459	10.51	3176	26.9198%	Fecal		CFU/100 mL	200	283.2	86400	-	51,419.2
5439000	3/28/1995	72	72	0.1459	10.51	3176	26.9198%	Fecal		CFU/100 mL	200	283.2	86400	-	51,419.2
5439000	3/29/1995	72	72	0.1459	10.51	3176	26.9198%	Fecal		CFU/100 mL	200	283.2	86400	-	51,419.2
5439000	3/30/1995	72	72	0.1459	10.51	3176	26.9198%	Fecal		CFU/100 mL	200	283.2	86400	-	51,419.2
5439000	11/17/1995	72	72	0.1459	10.51	3176	26.9198%	Fecal		CFU/100 mL	200	283.2	86400	-	51,419.2
5439000	5/6/1997	72	72	0.1459	10.51	3176	26.9198%	Fecal		CFU/100 mL	200	283.2	86400	-	51,419.2
5439000	5/26/1998	72	72	0.1459	10.51	3176	26.9198%	Fecal		CFU/100 mL	200	283.2	86400	-	51,419.2
5439000	3/29/2001	72	72	0.1459	10.51	3176	26.9198%	Fecal		CFU/100 mL	200	283.2	86400	-	51,419.2
5439000	4/8/2001	72	72	0.1459	10.51	3176	26.9198%	Fecal		CFU/100 mL	200	283.2	86400	-	51,419.2
5439000	1/6/2007	72	72	0.1459	10.51	3176	26.9198%	Fecal		CFU/100 mL	200	283.2	86400	-	51,419.2
5439000	6/28/2009	72	72	0.1459	10.51	3176	26.9198%	Fecal		CFU/100 mL	200	283.2	86400	-	51,419.2
5439000	7/17/2014	72	72	0.1459	10.51	3176	26.9198%	Fecal		CFU/100 mL	200	283.2	86400	-	51,419.2
5439000	10/23/1993	71.9	71.9	0.1459	10.49	3195	27.0809%	Fecal		CFU/100 mL	200	283.2	86400	-	51,347.8
5439000	3/10/2018	71.9	71.9	0.1459	10.49	3195	27.0809%	Fecal		CFU/100 mL	200	283.2	86400	-	51,347.8
5439000	6/19/2007	71.8	71.8	0.1459	10.48	3197	27.0978%	Fecal		CFU/100 mL	200	283.2	86400	-	51,276.4
5439000	1/6/2010	71.8	71.8	0.1459	10.48	3197	27.0978%	Fecal		CFU/100 mL	200	283.2	86400	-	51,276.4
5439000	5/8/2011	71.8	71.8	0.1459	10.48	3197	27.0978%	Fecal		CFU/100 mL	200	283.2	86400	-	51,276.4
5439000	7/9/2013	71.6	71.6	0.1459	10.45	3200	27.1232%	Fecal		CFU/100 mL	200	283.2	86400	-	51,133.6
5439000	6/8/2015	71.6	71.6	0.1459	10.45	3200	27.1232%	Fecal		CFU/100 mL	200	283.2	86400	-	51,133.6
5439000	4/16/2010	71.5	71.5	0.1459	10.43	3202	27.1402%	Fecal		CFU/100 mL	200	283.2	86400	-	51,062.2
5439000	5/2/2015	71.5	71.5	0.1459	10.43	3202	27.1402%	Fecal		CFU/100 mL	200	283.2	86400	-	51,062.2
5439000	2/5/2016	71.5	71.5	0.1459	10.43	3202	27.1402%	Fecal		CFU/100 mL	200	283.2	86400	-	51,062.2
5439000	3/22/2016	71.5	71.5	0.1459	10.43	3202	27.1402%	Fecal		CFU/100 mL	200	283.2	86400	-	51,062.2
5439000	11/5/2017	71.5	71.5	0.1459	10.43	3202	27.1402%	Fecal		CFU/100 mL	200	283.2	86400	-	51,062.2
5439000	1/7/2020	71.5	71.5	0.1459	10.43	3202	27.1402%	Fecal		CFU/100 mL	200	283.2	86400	-	51,062.2
5439000	3/18/2002	71.4	71.4	0.1459	10.42	3208	27.1910%	Fecal		CFU/100 mL	200	283.2	86400	-	50,990.7
5439000	3/6/2022	71.4	71.4	0.1459	10.42	3208	27.1910%	Fecal		CFU/100 mL	200	283.2	86400	-	50,990.7
5439000	3/28/2022	71.4	71.4	0.1459	10.42	3208	27.1910%	Fecal		CFU/100 mL	200	283.2	86400	-	50,990.7
5439000	11/18/2017	71.3	71.3	0.1459	10.41	3211	27.2165%	Fecal		CFU/100 mL	200	283.2	86400	-	50,919.3
5439000	11/18/2019	71.3	71.3	0.1459	10.41	3211	27.2165%	Fecal		CFU/100 mL	200	283.2	86400	-	50,919.3
5439000	5/17/2006	71.2	71.2	0.1459	10.39	3213	27.2334%	Fecal		CFU/100 mL	200	283.2	86400	-	50,847.9
5439000	12/30/2006	71.2	71.2	0.1459	10.39	3213	27.2334%	Fecal		CFU/100 mL	200	283.2	86400	-	50,847.9
5439000	2/22/1990	71	71	0.1459	10.36	3215	27.2504%	Fecal		CFU/100 mL	200	283.2	86400	-	50,705.1
5439000	7/4/1990	71	71	0.1459	10.36	3215	27.2504%	Fecal		CFU/100 mL	200	283.2	86400	-	50,705.1
5439000	4/26/1991	71	71	0.1459	10.36	3215	27.2504%	Fecal		CFU/100 mL	200	283.2	86400	-	50,705.1
5439000	6/9/1991	71	71	0.1459	10.36	3215	27.2504%	Fecal		CFU/100 mL	200	283.2	86400	-	50,705.1
5439000	11/20/1994	71	71	0.1459	10.36	3215	27.2504%	Fecal		CFU/100 mL	200	283.2	86400	-	50,705.1
5439000	4/24/1995	71	71	0.1459	10.36	3215	27.2504%	Fecal		CFU/100 mL	200	283.2	86400	-	50,705.1
5439000	7/4/1995	71	71	0.1459	10.36	3215	27.2504%	Fecal		CFU/100 mL	200	283.2	86400	-	50,705.1
5439000	12/16/1996	71	71	0.1459	10.36	3215	27.2504%	Fecal		CFU/100 mL	200	283.2	86400	-	50,705.1
5439000	2/23/2001	71	71	0.1459	10.36	3215	27.2504%	Fecal		CFU/100 mL	200	283.2	86400	-	50,705.1
5439000	5/16/2006	71	71	0.1459	10.36	3215	27.2504%	Fecal		CFU/100 mL	200	283.2	86400	-	50,705.1
5439000	4/20/2022	71	71	0.1459	10.36	3215	27.2504%	Fecal		CFU/100 mL	200	283.2	86400	-	50,705.1
5439000	11/11/2009	70.9	70.9	0.1459	10.35	3226	27.3436%	Fecal		CFU/100 mL	200	283.2	86400	-	50,633.7
5439000	5/25/2010	70.8	70.8	0.1459	10.33	3227	27.3521%	Fecal		CFU/100 mL	200	283.2	86400	-	50,562.2
5439000	3/2/2021	70.8	70.8	0.1459	10.33	3227	27.3521%	Fecal		CFU/100 mL	200	283.2	86400	-	50,562.2
5439000	12/1/2009	70.7	70.7	0.1459	10.32	3229	27.3690%	Fecal		CFU/100 mL	200	283.2	86400	-	50,490.8
5439000	6/4/2020	70.6	70.6	0.1459	10.30	3230	27.3775%	Fecal		CFU/100 mL	200	283.2	86400	-	50,419.4
5439000	6/23/2021	70.6	70.6	0.1459	10.30	3230	27.3775%	Fecal		CFU/100 mL	200	283.2	86400	-	50,419.4
5439000	5/11/2020	70.5	70.5	0.1459	10.29	3232	27.3945%	Fecal		CFU/100 mL	200	283.2	86400	-	50,348.0
5439000	2/20/2009	70.4	70.4	0.1459	10.27	3233	27.4029%	Fecal		CFU/100 mL	200	283.2	86400	-	50,276.6
5439000	1/22/2012	70.4	70.4	0.1459	10.27	3233	27.4029%	Fecal		CFU/100 mL	200	283.2	86400	-	50,276.6
5439000	1/31/2017	70.4	70.4	0.1459	10.27	3233	27.4029%	Fecal		CFU/100 mL	200	283.2	86400	-	50,276.6
5439000	6/10/2020	70.4	70.4	0.1459	10.27	3233	27.4029%	Fecal		CFU/100 mL	200	283.2	86400	-	50,276.6
5439000	7/11/2015	70.2	70.2	0.1459	10.24	3237	27.4369%	Fecal		CFU/100 mL	200	283.2	86400	-	50,133.8
5439000	2/8/2017	70.2	70.2	0.1459	10.24	3237	27.4369%	Fecal		CFU/100 mL	200	283.2	86400	-	50,133.8
5439000	4/13/2020	70.2	70.2	0.1459	10.24	3237	27.4369%	Fecal		CFU/100 mL	200	283.2	86400	-	50,133.8
5439000	4/20/2002	70.1	70.1	0.1459	10.23	3240	27.4623%	Fecal		CFU/100 mL	200	283.2	86400	-	50,062.3

Gage ID	Date	Discharge (CFS)	Gage Discharge (less Surrogate NPDES) (CFS)	Watershed Area Ratio	Calculated flow (CFS)	Rank	Flow Exceedance %	Parameter	Results	Units (mg or micro_gram	Limit/Standard	100mL/CF	sec/day	Actual Load (million colonies/day)	Allowable Load (million colonies/day)
5439000	3/1/2019	70.1	70.1	0.1459	10.23	3240	27.4623%	Fecal		CFU/100 mL	200	283.2	86400	-	50,062.3
5439000	4/10/2020	70.1	70.1	0.1459	10.23	3240	27.4623%	Fecal		CFU/100 mL	200	283.2	86400	-	50,062.3
5439000	3/1/2022	70.1	70.1	0.1459	10.23	3240	27.4623%	Fecal		CFU/100 mL	200	283.2	86400	-	50,062.3
5439000	3/31/1990	70	70	0.1459	10.22	3244	27.4962%	Fecal		CFU/100 mL	200	283.2	86400	-	49,990.9
5439000	4/1/1990	70	70	0.1459	10.22	3244	27.4962%	Fecal		CFU/100 mL	200	283.2	86400	-	49,990.9
5439000	4/17/1990	70	70	0.1459	10.22	3244	27.4962%	Fecal		CFU/100 mL	200	283.2	86400	-	49,990.9
5439000	5/31/1990	70	70	0.1459	10.22	3244	27.4962%	Fecal		CFU/100 mL	200	283.2	86400	-	49,990.9
5439000	8/19/1990	70	70	0.1459	10.22	3244	27.4962%	Fecal		CFU/100 mL	200	283.2	86400	-	49,990.9
5439000	2/21/1991	70	70	0.1459	10.22	3244	27.4962%	Fecal		CFU/100 mL	200	283.2	86400	-	49,990.9
5439000	12/7/1991	70	70	0.1459	10.22	3244	27.4962%	Fecal		CFU/100 mL	200	283.2	86400	-	49,990.9
5439000	1/18/1992	70	70	0.1459	10.22	3244	27.4962%	Fecal		CFU/100 mL	200	283.2	86400	-	49,990.9
5439000	11/9/1992	70	70	0.1459	10.22	3244	27.4962%	Fecal		CFU/100 mL	200	283.2	86400	-	49,990.9
5439000	12/27/1992	70	70	0.1459	10.22	3244	27.4962%	Fecal		CFU/100 mL	200	283.2	86400	-	49,990.9
5439000	1/15/1993	70	70	0.1459	10.22	3244	27.4962%	Fecal		CFU/100 mL	200	283.2	86400	-	49,990.9
5439000	10/5/1993	70	70	0.1459	10.22	3244	27.4962%	Fecal		CFU/100 mL	200	283.2	86400	-	49,990.9
5439000	10/9/1993	70	70	0.1459	10.22	3244	27.4962%	Fecal		CFU/100 mL	200	283.2	86400	-	49,990.9
5439000	3/25/1994	70	70	0.1459	10.22	3244	27.4962%	Fecal		CFU/100 mL	200	283.2	86400	-	49,990.9
5439000	1/7/1995	70	70	0.1459	10.22	3244	27.4962%	Fecal		CFU/100 mL	200	283.2	86400	-	49,990.9
5439000	1/25/1995	70	70	0.1459	10.22	3244	27.4962%	Fecal		CFU/100 mL	200	283.2	86400	-	49,990.9
5439000	2/19/1995	70	70	0.1459	10.22	3244	27.4962%	Fecal		CFU/100 mL	200	283.2	86400	-	49,990.9
5439000	5/5/1995	70	70	0.1459	10.22	3244	27.4962%	Fecal		CFU/100 mL	200	283.2	86400	-	49,990.9
5439000	3/25/1997	70	70	0.1459	10.22	3244	27.4962%	Fecal		CFU/100 mL	200	283.2	86400	-	49,990.9
5439000	3/29/1997	70	70	0.1459	10.22	3244	27.4962%	Fecal		CFU/100 mL	200	283.2	86400	-	49,990.9
5439000	4/16/1997	70	70	0.1459	10.22	3244	27.4962%	Fecal		CFU/100 mL	200	283.2	86400	-	49,990.9
5439000	5/2/1997	70	70	0.1459	10.22	3244	27.4962%	Fecal		CFU/100 mL	200	283.2	86400	-	49,990.9
5439000	7/10/1998	70	70	0.1459	10.22	3244	27.4962%	Fecal		CFU/100 mL	200	283.2	86400	-	49,990.9
5439000	5/31/1999	70	70	0.1459	10.22	3244	27.4962%	Fecal		CFU/100 mL	200	283.2	86400	-	49,990.9
5439000	3/11/2001	70	70	0.1459	10.22	3244	27.4962%	Fecal		CFU/100 mL	200	283.2	86400	-	49,990.9
5439000	5/6/2007	70	70	0.1459	10.22	3244	27.4962%	Fecal		CFU/100 mL	200	283.2	86400	-	49,990.9
5439000	4/24/2002	69.9	69.9	0.1459	10.20	3270	27.7166%	Fecal		CFU/100 mL	200	283.2	86400	-	49,919.5
5439000	7/11/2014	69.9	69.9	0.1459	10.20	3270	27.7166%	Fecal		CFU/100 mL	200	283.2	86400	-	49,919.5
5439000	4/30/2016	69.9	69.9	0.1459	10.20	3270	27.7166%	Fecal		CFU/100 mL	200	283.2	86400	-	49,919.5
5439000	12/12/2018	69.9	69.9	0.1459	10.20	3270	27.7166%	Fecal		CFU/100 mL	200	283.2	86400	-	49,919.5
5439000	4/19/2022	69.9	69.9	0.1459	10.20	3270	27.7166%	Fecal		CFU/100 mL	200	283.2	86400	-	49,919.5
5439000	10/3/2008	69.7	69.7	0.1459	10.17	3275	27.7589%	Fecal		CFU/100 mL	200	283.2	86400	-	49,776.7
5439000	4/12/2016	69.7	69.7	0.1459	10.17	3275	27.7589%	Fecal		CFU/100 mL	200	283.2	86400	-	49,776.7
5439000	2/9/2020	69.7	69.7	0.1459	10.17	3275	27.7589%	Fecal		CFU/100 mL	200	283.2	86400	-	49,776.7
5439000	2/5/2005	69.6	69.6	0.1459	10.16	3278	27.7844%	Fecal		CFU/100 mL	200	283.2	86400	-	49,705.3
5439000	6/18/2008	69.6	69.6	0.1459	10.16	3278	27.7844%	Fecal		CFU/100 mL	200	283.2	86400	-	49,705.3
5439000	12/27/2011	69.5	69.5	0.1459	10.14	3280	27.8013%	Fecal		CFU/100 mL	200	283.2	86400	-	49,633.8
5439000	5/14/2012	69.5	69.5	0.1459	10.14	3280	27.8013%	Fecal		CFU/100 mL	200	283.2	86400	-	49,633.8
5439000	3/8/2017	69.5	69.5	0.1459	10.14	3280	27.8013%	Fecal		CFU/100 mL	200	283.2	86400	-	49,633.8
5439000	12/9/2019	69.5	69.5	0.1459	10.14	3280	27.8013%	Fecal		CFU/100 mL	200	283.2	86400	-	49,633.8
5439000	7/4/2015	69.4	69.4	0.1459	10.13	3284	27.8352%	Fecal		CFU/100 mL	200	283.2	86400	-	49,562.4
5439000	12/8/2019	69.4	69.4	0.1459	10.13	3284	27.8352%	Fecal		CFU/100 mL	200	283.2	86400	-	49,562.4
5439000	10/24/1993	69.3	69.3	0.1459	10.11	3286	27.8522%	Fecal		CFU/100 mL	200	283.2	86400	-	49,491.0
5439000	1/3/2007	69.3	69.3	0.1459	10.11	3286	27.8522%	Fecal		CFU/100 mL	200	283.2	86400	-	49,491.0
5439000	7/28/2007	69.3	69.3	0.1459	10.11	3286	27.8522%	Fecal		CFU/100 mL	200	283.2	86400	-	49,491.0
5439000	3/19/2022	69.3	69.3	0.1459	10.11	3286	27.8522%	Fecal		CFU/100 mL	200	283.2	86400	-	49,491.0
5439000	4/7/2004	69.2	69.2	0.1459	10.10	3290	27.8861%	Fecal		CFU/100 mL	200	283.2	86400	-	49,419.6
5439000	1/8/2009	69.2	69.2	0.1459	10.10	3290	27.8861%	Fecal		CFU/100 mL	200	283.2	86400	-	49,419.6
5439000	7/12/2010	69.2	69.2	0.1459	10.10	3290	27.8861%	Fecal		CFU/100 mL	200	283.2	86400	-	49,419.6
5439000	7/5/2018	69.2	69.2	0.1459	10.10	3290	27.8861%	Fecal		CFU/100 mL	200	283.2	86400	-	49,419.6
5439000	11/15/2019	69.2	69.2	0.1459	10.10	3290	27.8861%	Fecal		CFU/100 mL	200	283.2	86400	-	49,419.6
5439000	11/17/2019	69.2	69.2	0.1459	10.10	3290	27.8861%	Fecal		CFU/100 mL	200	283.2	86400	-	49,419.6
5439000	4/18/2020	69.2	69.2	0.1459	10.10	3290	27.8861%	Fecal		CFU/100 mL	200	283.2	86400	-	49,419.6
5439000	1/2/2007	69.1	69.1	0.1459	10.08	3297	27.9454%	Fecal		CFU/100 mL	200	283.2	86400	-	49,348.2
5439000	6/25/2019	69.1	69.1	0.1459	10.08	3297	27.9454%	Fecal		CFU/100 mL	200	283.2	86400	-	49,348.2
5439000	7/6/2021	69.1	69.1	0.1459	10.08	3297	27.9454%	Fecal		CFU/100 mL	200	283.2	86400	-	49,348.2
5439000	6/21/1990	69	69	0.1459	10.07	3300	27.9708%	Fecal		CFU/100 mL	200	283.2	86400	-	49,276.8
5439000	8/5/1990	69	69	0.1459	10.07	3300	27.9708%	Fecal		CFU/100 mL	200	283.2	86400	-	49,276.8
5439000	4/8/1991	69	69	0.1459	10.07	3300	27.9708%	Fecal		CFU/100 mL	200	283.2	86400	-	49,276.8
5439000	12/15/1996	69	69	0.1459	10.07	3300	27.9708%	Fecal		CFU/100 mL	200	283.2	86400	-	49,276.8
5439000	6/26/1997	69	69	0.1459	10.07	3300	27.9708%	Fecal		CFU/100 mL	200	283.2	86400	-	49,276.8
5439000	2/22/1998	69	69	0.1459	10.07	3300	27.9708%	Fecal		CFU/100 mL	200	283.2	86400	-	49,276.8
5439000	2/26/1998	69	69	0.1459	10.07	3300	27.9708%	Fecal		CFU/100 mL	200	283.2	86400	-	49,276.8
5439000	5/27/1998	69	69	0.1459	10.07	3300	27.9708%	Fecal		CFU/100 mL	200	283.2	86400	-	49,276.8
5439000	6/23/1998	69	69	0.1459	10.07	3300	27.9708%	Fecal		CFU/100 mL	200	283.2	86400	-	49,276.8
5439000	3/24/1999	69	69	0.1459	10.07	3300	27.9708%	Fecal		CFU/100 mL	200	283.2	86400	-	49,276.8
5439000	5/27/1999	69	69	0.1459	10.07	3300	27.9708%	Fecal		CFU/100 mL	200	283.2	86400	-	49,276.8
5439000	5/28/1999	69	69	0.1459	10.07	3300	27.9708%	Fecal		CFU/100 mL	200	283.2	86400	-	49,276.8
5439000	4/10/2001	69	69	0.1459	10.07	3300	27.9708%	Fecal		CFU/100 mL	200	283.2	86400	-	49,276.8
5439000	3/4/2004	69	69	0.1459	10.07	3300	27.9708%	Fecal		CFU/100 mL	200	283.2	86400	-	49,276.8
5439000	7/27/2010	69	69	0.1459	10.07	3300	27.9708%	Fecal		CFU/100 mL	200	283.2	86400	-	49,276.8
5439000	6/5/2015	69	69	0.1459	10.07	3300	27.9708%	Fecal		CFU/100 mL	200	283.2	86400	-	49,276.8
5439000	6/18/2013	68.9	68.9	0.1459	10.05	3316	28.1065%	Fecal		CFU/100 mL	200	283.2	86400	-	49,205.4
5439000	6/22/2016	68.9	68.9	0.1459	10.05	3316	28.1065%	Fecal		CFU/100 mL	200	283.2	86400	-	49,205.4
5439000	6/7/2007	68.8	68.8	0.1459	10.04	3318	28.1234%	Fecal		CFU/100 mL	200	283.2	86400	-	49,133.9
5439000	7/10/2013	68.8	68.8	0.1459	10.04	3318	28.1234%	Fecal		CFU/100 mL	200	283.2	86400	-	49,133.9
5439000	6/3/2017	68.8	68.8	0.1459	10.04	3318	28.1234%	Fecal		CFU/100 mL	200	283.2	86400	-	49,133.9
5439000	5/7/2007	68.7	68.7	0.1459	10.03	3321	28.1488%	Fecal		CFU/100 mL	200	283.2	86400	-	49,062.5
5439000	10/15/2014	68.7	68.7	0.1459	10.03	3321	28.1488%	Fecal		CFU/100 mL	200	283.2	86400	-	49,062.5
5439000	4/20/2019	68.7	68.7	0.1459	10.03	3321	28.1488%	Fecal		CFU/100 mL	200	283.2	86400	-	49,062.5
5439000	6/28/2006	68.6	68.6	0.1459	10.01	3324	28.1743%	Fecal		CFU/100 mL	200	283.2	86400	-	48,991.1
5439000	5/27/2010	68.4	68.4	0.1459	9.98	3325	28.1827%	Fecal		CFU/100 mL	200	283.2	86400	-	48,848.3
5439000	3/10/2016	68.4	68.4	0.1459	9.98	3325	28.1827%	Fecal		CFU/100 mL	200	283.2	86400	-	48,848.3
5439000	12/18/1993	68.2	68.2	0.1459	9.95	3327	28.1997%	Fecal		CFU/100 mL	200	283.2	86400	-	48,705.4
5439000	4/4/2010	68.2	68.2	0.1459	9.95	3327	28.1997%	Fecal		CFU/100 mL	200	283.2	86400	-	48,705.4
5439000	4/16/2011	68.2	68.2	0.1459	9.95	3327	28.1997%	Fecal		CFU/100 mL	200	283.2	86400	-	48,705.4
5439000	4/7/2014	68.2	68.2	0.1459	9.95	3327	28.1997%	Fecal		CFU/100 mL	200	283.2	86400	-	48,705.4

Gage ID	Date	Discharge (CFS)	Gage Discharge (less Surrogate NPDES) (CFS)	Watershed Area Ratio	Calculated flow (CFS)	Rank	Flow Exceedance %	Parameter	Results	Units (mg or micro_gram	Limit/Standard	100mL/CF	sec/day	Actual Load (million colonies/day)	Allowable Load (million colonies/day)
5439000	6/23/2004	68.1	68.1	0.1459	9.94	3331	28.2336%	Fecal		CFU/100 mL	200	283.2	86400	-	48,634.0
5439000	1/7/2010	68.1	68.1	0.1459	9.94	3331	28.2336%	Fecal		CFU/100 mL	200	283.2	86400	-	48,634.0
5439000	10/6/2018	68.1	68.1	0.1459	9.94	3331	28.2336%	Fecal		CFU/100 mL	200	283.2	86400	-	48,634.0
5439000	4/12/2020	68.1	68.1	0.1459	9.94	3331	28.2336%	Fecal		CFU/100 mL	200	283.2	86400	-	48,634.0
5439000	4/20/1990	68	68	0.1459	9.92	3335	28.2675%	Fecal		CFU/100 mL	200	283.2	86400	-	48,562.6
5439000	4/21/1990	68	68	0.1459	9.92	3335	28.2675%	Fecal		CFU/100 mL	200	283.2	86400	-	48,562.6
5439000	6/1/1990	68	68	0.1459	9.92	3335	28.2675%	Fecal		CFU/100 mL	200	283.2	86400	-	48,562.6
5439000	12/18/1991	68	68	0.1459	9.92	3335	28.2675%	Fecal		CFU/100 mL	200	283.2	86400	-	48,562.6
5439000	2/21/1992	68	68	0.1459	9.92	3335	28.2675%	Fecal		CFU/100 mL	200	283.2	86400	-	48,562.6
5439000	2/3/1993	68	68	0.1459	9.92	3335	28.2675%	Fecal		CFU/100 mL	200	283.2	86400	-	48,562.6
5439000	2/8/1993	68	68	0.1459	9.92	3335	28.2675%	Fecal		CFU/100 mL	200	283.2	86400	-	48,562.6
5439000	3/19/1995	68	68	0.1459	9.92	3335	28.2675%	Fecal		CFU/100 mL	200	283.2	86400	-	48,562.6
5439000	6/13/1995	68	68	0.1459	9.92	3335	28.2675%	Fecal		CFU/100 mL	200	283.2	86400	-	48,562.6
5439000	3/17/1997	68	68	0.1459	9.92	3335	28.2675%	Fecal		CFU/100 mL	200	283.2	86400	-	48,562.6
5439000	3/26/1997	68	68	0.1459	9.92	3335	28.2675%	Fecal		CFU/100 mL	200	283.2	86400	-	48,562.6
5439000	3/27/1997	68	68	0.1459	9.92	3335	28.2675%	Fecal		CFU/100 mL	200	283.2	86400	-	48,562.6
5439000	3/28/1997	68	68	0.1459	9.92	3335	28.2675%	Fecal		CFU/100 mL	200	283.2	86400	-	48,562.6
5439000	4/17/1997	68	68	0.1459	9.92	3335	28.2675%	Fecal		CFU/100 mL	200	283.2	86400	-	48,562.6
5439000	5/18/1997	68	68	0.1459	9.92	3335	28.2675%	Fecal		CFU/100 mL	200	283.2	86400	-	48,562.6
5439000	6/12/1997	68	68	0.1459	9.92	3335	28.2675%	Fecal		CFU/100 mL	200	283.2	86400	-	48,562.6
5439000	1/14/1998	68	68	0.1459	9.92	3335	28.2675%	Fecal		CFU/100 mL	200	283.2	86400	-	48,562.6
5439000	12/12/1998	68	68	0.1459	9.92	3335	28.2675%	Fecal		CFU/100 mL	200	283.2	86400	-	48,562.6
5439000	6/26/1999	68	68	0.1459	9.92	3335	28.2675%	Fecal		CFU/100 mL	200	283.2	86400	-	48,562.6
5439000	3/2/2000	68	68	0.1459	9.92	3335	28.2675%	Fecal		CFU/100 mL	200	283.2	86400	-	48,562.6
5439000	5/15/2000	68	68	0.1459	9.92	3335	28.2675%	Fecal		CFU/100 mL	200	283.2	86400	-	48,562.6
5439000	6/8/2000	68	68	0.1459	9.92	3335	28.2675%	Fecal		CFU/100 mL	200	283.2	86400	-	48,562.6
5439000	7/8/2000	68	68	0.1459	9.92	3335	28.2675%	Fecal		CFU/100 mL	200	283.2	86400	-	48,562.6
5439000	11/9/2000	68	68	0.1459	9.92	3335	28.2675%	Fecal		CFU/100 mL	200	283.2	86400	-	48,562.6
5439000	6/13/2001	68	68	0.1459	9.92	3335	28.2675%	Fecal		CFU/100 mL	200	283.2	86400	-	48,562.6
5439000	12/4/2006	68	68	0.1459	9.92	3335	28.2675%	Fecal		CFU/100 mL	200	283.2	86400	-	48,562.6
5439000	7/18/2020	68	68	0.1459	9.92	3335	28.2675%	Fecal		CFU/100 mL	200	283.2	86400	-	48,562.6
5439000	12/7/2019	67.9	67.9	0.1459	9.91	3362	28.4964%	Fecal		CFU/100 mL	200	283.2	86400	-	48,491.2
5439000	5/28/2007	67.8	67.8	0.1459	9.89	3363	28.5048%	Fecal		CFU/100 mL	200	283.2	86400	-	48,419.8
5439000	10/30/2017	67.8	67.8	0.1459	9.89	3363	28.5048%	Fecal		CFU/100 mL	200	283.2	86400	-	48,419.8
5439000	4/28/2004	67.7	67.7	0.1459	9.88	3365	28.5218%	Fecal		CFU/100 mL	200	283.2	86400	-	48,348.4
5439000	4/19/2007	67.7	67.7	0.1459	9.88	3365	28.5218%	Fecal		CFU/100 mL	200	283.2	86400	-	48,348.4
5439000	12/12/2015	67.7	67.7	0.1459	9.88	3365	28.5218%	Fecal		CFU/100 mL	200	283.2	86400	-	48,348.4
5439000	5/9/2018	67.7	67.7	0.1459	9.88	3365	28.5218%	Fecal		CFU/100 mL	200	283.2	86400	-	48,348.4
5439000	4/1/2021	67.7	67.7	0.1459	9.88	3365	28.5218%	Fecal		CFU/100 mL	200	283.2	86400	-	48,348.4
5439000	2/10/2020	67.6	67.6	0.1459	9.87	3370	28.5642%	Fecal		CFU/100 mL	200	283.2	86400	-	48,276.9
5439000	3/3/2020	67.6	67.6	0.1459	9.87	3370	28.5642%	Fecal		CFU/100 mL	200	283.2	86400	-	48,276.9
5439000	4/11/2020	67.6	67.6	0.1459	9.87	3370	28.5642%	Fecal		CFU/100 mL	200	283.2	86400	-	48,276.9
5439000	5/12/2021	67.6	67.6	0.1459	9.87	3370	28.5642%	Fecal		CFU/100 mL	200	283.2	86400	-	48,276.9
5439000	4/23/2008	67.5	67.5	0.1459	9.85	3374	28.5981%	Fecal		CFU/100 mL	200	283.2	86400	-	48,205.5
5439000	5/9/2011	67.5	67.5	0.1459	9.85	3374	28.5981%	Fecal		CFU/100 mL	200	283.2	86400	-	48,205.5
5439000	6/20/2016	67.5	67.5	0.1459	9.85	3374	28.5981%	Fecal		CFU/100 mL	200	283.2	86400	-	48,205.5
5439000	11/13/2008	67.4	67.4	0.1459	9.84	3377	28.6235%	Fecal		CFU/100 mL	200	283.2	86400	-	48,134.1
5439000	5/11/2013	67.4	67.4	0.1459	9.84	3377	28.6235%	Fecal		CFU/100 mL	200	283.2	86400	-	48,134.1
5439000	3/1/2004	67.3	67.3	0.1459	9.82	3379	28.6404%	Fecal		CFU/100 mL	200	283.2	86400	-	48,062.7
5439000	4/24/2008	67.3	67.3	0.1459	9.82	3379	28.6404%	Fecal		CFU/100 mL	200	283.2	86400	-	48,062.7
5439000	11/12/2009	67.3	67.3	0.1459	9.82	3379	28.6404%	Fecal		CFU/100 mL	200	283.2	86400	-	48,062.7
5439000	11/16/2019	67.3	67.3	0.1459	9.82	3379	28.6404%	Fecal		CFU/100 mL	200	283.2	86400	-	48,062.7
5439000	4/15/2021	67.3	67.3	0.1459	9.82	3379	28.6404%	Fecal		CFU/100 mL	200	283.2	86400	-	48,062.7
5439000	12/21/1993	67.2	67.2	0.1459	9.81	3384	28.6828%	Fecal		CFU/100 mL	200	283.2	86400	-	47,991.3
5439000	3/2/1994	67.2	67.2	0.1459	9.81	3384	28.6828%	Fecal		CFU/100 mL	200	283.2	86400	-	47,991.3
5439000	3/19/2011	67.2	67.2	0.1459	9.81	3384	28.6828%	Fecal		CFU/100 mL	200	283.2	86400	-	47,991.3
5439000	4/10/2007	67.1	67.1	0.1459	9.79	3387	28.7083%	Fecal		CFU/100 mL	200	283.2	86400	-	47,919.9
5439000	4/26/2008	67.1	67.1	0.1459	9.79	3387	28.7083%	Fecal		CFU/100 mL	200	283.2	86400	-	47,919.9
5439000	1/9/2009	67.1	67.1	0.1459	9.79	3387	28.7083%	Fecal		CFU/100 mL	200	283.2	86400	-	47,919.9
5439000	2/1/2010	67.1	67.1	0.1459	9.79	3387	28.7083%	Fecal		CFU/100 mL	200	283.2	86400	-	47,919.9
5439000	3/16/2012	67.1	67.1	0.1459	9.79	3387	28.7083%	Fecal		CFU/100 mL	200	283.2	86400	-	47,919.9
5439000	7/5/2019	67.1	67.1	0.1459	9.79	3387	28.7083%	Fecal		CFU/100 mL	200	283.2	86400	-	47,919.9
5439000	6/2/1990	67	67	0.1459	9.78	3393	28.7591%	Fecal		CFU/100 mL	200	283.2	86400	-	47,848.5
5439000	6/26/1990	67	67	0.1459	9.78	3393	28.7591%	Fecal		CFU/100 mL	200	283.2	86400	-	47,848.5
5439000	4/29/1991	67	67	0.1459	9.78	3393	28.7591%	Fecal		CFU/100 mL	200	283.2	86400	-	47,848.5
5439000	5/10/1991	67	67	0.1459	9.78	3393	28.7591%	Fecal		CFU/100 mL	200	283.2	86400	-	47,848.5
5439000	6/10/1991	67	67	0.1459	9.78	3393	28.7591%	Fecal		CFU/100 mL	200	283.2	86400	-	47,848.5
5439000	1/20/1993	67	67	0.1459	9.78	3393	28.7591%	Fecal		CFU/100 mL	200	283.2	86400	-	47,848.5
5439000	12/2/1994	67	67	0.1459	9.78	3393	28.7591%	Fecal		CFU/100 mL	200	283.2	86400	-	47,848.5
5439000	3/20/1995	67	67	0.1459	9.78	3393	28.7591%	Fecal		CFU/100 mL	200	283.2	86400	-	47,848.5
5439000	3/31/1995	67	67	0.1459	9.78	3393	28.7591%	Fecal		CFU/100 mL	200	283.2	86400	-	47,848.5
5439000	6/16/1995	67	67	0.1459	9.78	3393	28.7591%	Fecal		CFU/100 mL	200	283.2	86400	-	47,848.5
5439000	8/15/1995	67	67	0.1459	9.78	3393	28.7591%	Fecal		CFU/100 mL	200	283.2	86400	-	47,848.5
5439000	5/15/1997	67	67	0.1459	9.78	3393	28.7591%	Fecal		CFU/100 mL	200	283.2	86400	-	47,848.5
5439000	2/24/1998	67	67	0.1459	9.78	3393	28.7591%	Fecal		CFU/100 mL	200	283.2	86400	-	47,848.5
5439000	3/5/1998	67	67	0.1459	9.78	3393	28.7591%	Fecal		CFU/100 mL	200	283.2	86400	-	47,848.5
5439000	7/6/1998	67	67	0.1459	9.78	3393	28.7591%	Fecal		CFU/100 mL	200	283.2	86400	-	47,848.5
5439000	11/15/1998	67	67	0.1459	9.78	3393	28.7591%	Fecal		CFU/100 mL	200	283.2	86400	-	47,848.5
5439000	4/28/2000	67	67	0.1459	9.78	3393	28.7591%	Fecal		CFU/100 mL	200	283.2	86400	-	47,848.5
5439000	4/22/2001	67	67	0.1459	9.78	3393	28.7591%	Fecal		CFU/100 mL	200	283.2	86400	-	47,848.5
5439000	6/29/2009	67	67	0.1459	9.78	3393	28.7591%	Fecal		CFU/100 mL	200	283.2	86400	-	47,848.5
5439000	3/9/2005	66.9	66.9	0.1459	9.76	3412	28.9202%	Fecal		CFU/100 mL	200	283.2	86400	-	47,777.0
5439000	2/28/2012	66.9	66.9	0.1459	9.76	3412	28.9202%	Fecal		CFU/100 mL	200	283.2	86400	-	47,777.0
5439000	4/20/2015	66.9	66.9	0.1459	9.76	3412	28.9202%	Fecal		CFU/100 mL	200	283.2	86400	-	47,777.0
5439000	6/7/2016	66.9	66.9	0.1459	9.76	3412	28.9202%	Fecal		CFU/100 mL	200	283.2	86400	-	47,777.0
5439000	1/8/2007	66.8	66.8	0.1459	9.75	3416	28.9541%	Fecal		CFU/100 mL	200	283.2	86400	-	47,705.6
5439000	7/24/2011	66.8	66.8	0.1459	9.75	3416	28.9541%	Fecal		CFU/100 mL	200	283.2	86400	-	47,705.6
5439000	4/15/2015	66.8	66.8	0.1459	9.75	3416	28.9541%	Fecal		CFU/100 mL	200	283.2	86400	-	47,705.6
5439000	3/7/2019	66.8	66.8	0.1459	9.75	3416	28.9541%	Fecal		CFU/100 mL	200	283.2	86400	-	47,705.6
5439000	12/26/2011	66.7	66.7	0.1459	9.73	3420	28.9880%	Fecal		CFU/100 mL	200	283.2	86400	-	47,634.2

Gage ID	Date	Discharge (CFS)	Gage Discharge (less Surrogate NPDES) (CFS)	Watershed Area Ratio	Calculated flow (CFS)	Rank	Flow Exceedance %	Parameter	Results	Units (mg or micro_gram	Limit/Standard	100mL/CF	sec/day	Actual Load (million colonies/day)	Allowable Load (million colonies/day)
5439000	6/18/2017	66.7	66.7	0.1459	9.73	3420	28.9880%	Fecal		CFU/100 mL	200	283.2	86400	-	47,634.2
5439000	1/27/2019	66.7	66.7	0.1459	9.73	3420	28.9880%	Fecal		CFU/100 mL	200	283.2	86400	-	47,634.2
5439000	12/5/2006	66.5	66.5	0.1459	9.70	3423	29.0134%	Fecal		CFU/100 mL	200	283.2	86400	-	47,491.4
5439000	12/8/2011	66.5	66.5	0.1459	9.70	3423	29.0134%	Fecal		CFU/100 mL	200	283.2	86400	-	47,491.4
5439000	6/15/2014	66.5	66.5	0.1459	9.70	3423	29.0134%	Fecal		CFU/100 mL	200	283.2	86400	-	47,491.4
5439000	6/5/2020	66.5	66.5	0.1459	9.70	3423	29.0134%	Fecal		CFU/100 mL	200	283.2	86400	-	47,491.4
5439000	5/24/2010	66.4	66.4	0.1459	9.69	3427	29.0473%	Fecal		CFU/100 mL	200	283.2	86400	-	47,420.0
5439000	2/13/2013	66.4	66.4	0.1459	9.69	3427	29.0473%	Fecal		CFU/100 mL	200	283.2	86400	-	47,420.0
5439000	1/10/2020	66.4	66.4	0.1459	9.69	3427	29.0473%	Fecal		CFU/100 mL	200	283.2	86400	-	47,420.0
5439000	5/30/2003	66.3	66.3	0.1459	9.68	3430	29.0727%	Fecal		CFU/100 mL	200	283.2	86400	-	47,348.5
5439000	7/26/2007	66.3	66.3	0.1459	9.68	3430	29.0727%	Fecal		CFU/100 mL	200	283.2	86400	-	47,348.5
5439000	4/13/2016	66.3	66.3	0.1459	9.68	3430	29.0727%	Fecal		CFU/100 mL	200	283.2	86400	-	47,348.5
5439000	2/15/2020	66.3	66.3	0.1459	9.68	3430	29.0727%	Fecal		CFU/100 mL	200	283.2	86400	-	47,348.5
5439000	5/12/2020	66.3	66.3	0.1459	9.68	3430	29.0727%	Fecal		CFU/100 mL	200	283.2	86400	-	47,348.5
5439000	3/30/2022	66.3	66.3	0.1459	9.68	3430	29.0727%	Fecal		CFU/100 mL	200	283.2	86400	-	47,348.5
5439000	2/22/2005	66.2	66.2	0.1459	9.66	3436	29.1236%	Fecal		CFU/100 mL	200	283.2	86400	-	47,277.1
5439000	3/29/2011	66.2	66.2	0.1459	9.66	3436	29.1236%	Fecal		CFU/100 mL	200	283.2	86400	-	47,277.1
5439000	5/10/2011	66.2	66.2	0.1459	9.66	3436	29.1236%	Fecal		CFU/100 mL	200	283.2	86400	-	47,277.1
5439000	7/6/2019	66.2	66.2	0.1459	9.66	3436	29.1236%	Fecal		CFU/100 mL	200	283.2	86400	-	47,277.1
5439000	5/9/2010	66.1	66.1	0.1459	9.65	3440	29.1575%	Fecal		CFU/100 mL	200	283.2	86400	-	47,205.7
5439000	7/21/2015	66.1	66.1	0.1459	9.65	3440	29.1575%	Fecal		CFU/100 mL	200	283.2	86400	-	47,205.7
5439000	4/2/1990	66	66	0.1459	9.63	3442	29.1744%	Fecal		CFU/100 mL	200	283.2	86400	-	47,134.3
5439000	4/22/1990	66	66	0.1459	9.63	3442	29.1744%	Fecal		CFU/100 mL	200	283.2	86400	-	47,134.3
5439000	12/23/1990	66	66	0.1459	9.63	3442	29.1744%	Fecal		CFU/100 mL	200	283.2	86400	-	47,134.3
5439000	12/6/1991	66	66	0.1459	9.63	3442	29.1744%	Fecal		CFU/100 mL	200	283.2	86400	-	47,134.3
5439000	3/15/1992	66	66	0.1459	9.63	3442	29.1744%	Fecal		CFU/100 mL	200	283.2	86400	-	47,134.3
5439000	4/11/1992	66	66	0.1459	9.63	3442	29.1744%	Fecal		CFU/100 mL	200	283.2	86400	-	47,134.3
5439000	4/26/1992	66	66	0.1459	9.63	3442	29.1744%	Fecal		CFU/100 mL	200	283.2	86400	-	47,134.3
5439000	5/16/1993	66	66	0.1459	9.63	3442	29.1744%	Fecal		CFU/100 mL	200	283.2	86400	-	47,134.3
5439000	5/17/1993	66	66	0.1459	9.63	3442	29.1744%	Fecal		CFU/100 mL	200	283.2	86400	-	47,134.3
5439000	6/15/1995	66	66	0.1459	9.63	3442	29.1744%	Fecal		CFU/100 mL	200	283.2	86400	-	47,134.3
5439000	11/18/1995	66	66	0.1459	9.63	3442	29.1744%	Fecal		CFU/100 mL	200	283.2	86400	-	47,134.3
5439000	11/19/1995	66	66	0.1459	9.63	3442	29.1744%	Fecal		CFU/100 mL	200	283.2	86400	-	47,134.3
5439000	5/17/1996	66	66	0.1459	9.63	3442	29.1744%	Fecal		CFU/100 mL	200	283.2	86400	-	47,134.3
5439000	8/18/1996	66	66	0.1459	9.63	3442	29.1744%	Fecal		CFU/100 mL	200	283.2	86400	-	47,134.3
5439000	4/19/1997	66	66	0.1459	9.63	3442	29.1744%	Fecal		CFU/100 mL	200	283.2	86400	-	47,134.3
5439000	5/22/1997	66	66	0.1459	9.63	3442	29.1744%	Fecal		CFU/100 mL	200	283.2	86400	-	47,134.3
5439000	2/23/1998	66	66	0.1459	9.63	3442	29.1744%	Fecal		CFU/100 mL	200	283.2	86400	-	47,134.3
5439000	5/29/1998	66	66	0.1459	9.63	3442	29.1744%	Fecal		CFU/100 mL	200	283.2	86400	-	47,134.3
5439000	12/6/1998	66	66	0.1459	9.63	3442	29.1744%	Fecal		CFU/100 mL	200	283.2	86400	-	47,134.3
5439000	3/3/1999	66	66	0.1459	9.63	3442	29.1744%	Fecal		CFU/100 mL	200	283.2	86400	-	47,134.3
5439000	7/22/1999	66	66	0.1459	9.63	3442	29.1744%	Fecal		CFU/100 mL	200	283.2	86400	-	47,134.3
5439000	7/15/2000	66	66	0.1459	9.63	3442	29.1744%	Fecal		CFU/100 mL	200	283.2	86400	-	47,134.3
5439000	3/30/2001	66	66	0.1459	9.63	3442	29.1744%	Fecal		CFU/100 mL	200	283.2	86400	-	47,134.3
5439000	3/31/2001	66	66	0.1459	9.63	3442	29.1744%	Fecal		CFU/100 mL	200	283.2	86400	-	47,134.3
5439000	4/5/2001	66	66	0.1459	9.63	3442	29.1744%	Fecal		CFU/100 mL	200	283.2	86400	-	47,134.3
5439000	4/23/2001	66	66	0.1459	9.63	3442	29.1744%	Fecal		CFU/100 mL	200	283.2	86400	-	47,134.3
5439000	1/17/2005	66	66	0.1459	9.63	3442	29.1744%	Fecal		CFU/100 mL	200	283.2	86400	-	47,134.3
5439000	12/3/2006	66	66	0.1459	9.63	3442	29.1744%	Fecal		CFU/100 mL	200	283.2	86400	-	47,134.3
5439000	6/4/2017	66	66	0.1459	9.63	3442	29.1744%	Fecal		CFU/100 mL	200	283.2	86400	-	47,134.3
5439000	4/27/2002	65.9	65.9	0.1459	9.62	3471	29.4202%	Fecal		CFU/100 mL	200	283.2	86400	-	47,062.9
5439000	11/3/2016	65.8	65.8	0.1459	9.60	3472	29.4287%	Fecal		CFU/100 mL	200	283.2	86400	-	46,991.5
5439000	1/22/2020	65.8	65.8	0.1459	9.60	3472	29.4287%	Fecal		CFU/100 mL	200	283.2	86400	-	46,991.5
5439000	4/25/2020	65.8	65.8	0.1459	9.60	3472	29.4287%	Fecal		CFU/100 mL	200	283.2	86400	-	46,991.5
5439000	11/28/2011	65.7	65.7	0.1459	9.59	3475	29.4541%	Fecal		CFU/100 mL	200	283.2	86400	-	46,920.1
5439000	2/27/2020	65.7	65.7	0.1459	9.59	3475	29.4541%	Fecal		CFU/100 mL	200	283.2	86400	-	46,920.1
5439000	6/20/2002	65.6	65.6	0.1459	9.57	3477	29.4711%	Fecal		CFU/100 mL	200	283.2	86400	-	46,848.6
5439000	6/27/2020	65.6	65.6	0.1459	9.57	3477	29.4711%	Fecal		CFU/100 mL	200	283.2	86400	-	46,848.6
5439000	1/7/2007	65.5	65.5	0.1459	9.56	3479	29.4880%	Fecal		CFU/100 mL	200	283.2	86400	-	46,777.2
5439000	3/26/2015	65.5	65.5	0.1459	9.56	3479	29.4880%	Fecal		CFU/100 mL	200	283.2	86400	-	46,777.2
5439000	11/22/2017	65.5	65.5	0.1459	9.56	3479	29.4880%	Fecal		CFU/100 mL	200	283.2	86400	-	46,777.2
5439000	8/14/1994	65.4	65.4	0.1459	9.54	3482	29.5135%	Fecal		CFU/100 mL	200	283.2	86400	-	46,705.8
5439000	3/19/2002	65.4	65.4	0.1459	9.54	3482	29.5135%	Fecal		CFU/100 mL	200	283.2	86400	-	46,705.8
5439000	12/30/2011	65.3	65.3	0.1459	9.53	3484	29.5304%	Fecal		CFU/100 mL	200	283.2	86400	-	46,634.4
5439000	4/3/2019	65.3	65.3	0.1459	9.53	3484	29.5304%	Fecal		CFU/100 mL	200	283.2	86400	-	46,634.4
5439000	6/9/2020	65.3	65.3	0.1459	9.53	3484	29.5304%	Fecal		CFU/100 mL	200	283.2	86400	-	46,634.4
5439000	2/22/2008	65.2	65.2	0.1459	9.51	3487	29.5559%	Fecal		CFU/100 mL	200	283.2	86400	-	46,563.0
5439000	8/23/2011	65.2	65.2	0.1459	9.51	3487	29.5559%	Fecal		CFU/100 mL	200	283.2	86400	-	46,563.0
5439000	12/2/2009	65.1	65.1	0.1459	9.50	3489	29.5728%	Fecal		CFU/100 mL	200	283.2	86400	-	46,491.6
5439000	8/1/2017	65.1	65.1	0.1459	9.50	3489	29.5728%	Fecal		CFU/100 mL	200	283.2	86400	-	46,491.6
5439000	12/31/1990	65	65	0.1459	9.49	3491	29.5898%	Fecal		CFU/100 mL	200	283.2	86400	-	46,420.1
5439000	2/23/1992	65	65	0.1459	9.49	3491	29.5898%	Fecal		CFU/100 mL	200	283.2	86400	-	46,420.1
5439000	3/2/1992	65	65	0.1459	9.49	3491	29.5898%	Fecal		CFU/100 mL	200	283.2	86400	-	46,420.1
5439000	3/29/1992	65	65	0.1459	9.49	3491	29.5898%	Fecal		CFU/100 mL	200	283.2	86400	-	46,420.1
5439000	4/15/1992	65	65	0.1459	9.49	3491	29.5898%	Fecal		CFU/100 mL	200	283.2	86400	-	46,420.1
5439000	12/10/1992	65	65	0.1459	9.49	3491	29.5898%	Fecal		CFU/100 mL	200	283.2	86400	-	46,420.1
5439000	1/16/1993	65	65	0.1459	9.49	3491	29.5898%	Fecal		CFU/100 mL	200	283.2	86400	-	46,420.1
5439000	1/26/1995	65	65	0.1459	9.49	3491	29.5898%	Fecal		CFU/100 mL	200	283.2	86400	-	46,420.1
5439000	11/21/1995	65	65	0.1459	9.49	3491	29.5898%	Fecal		CFU/100 mL	200	283.2	86400	-	46,420.1
5439000	12/14/1996	65	65	0.1459	9.49	3491	29.5898%	Fecal		CFU/100 mL	200	283.2	86400	-	46,420.1
5439000	5/23/1997	65	65	0.1459	9.49	3491	29.5898%	Fecal		CFU/100 mL	200	283.2	86400	-	46,420.1
5439000	5/28/1997	65	65	0.1459	9.49	3491	29.5898%	Fecal		CFU/100 mL	200	283.2	86400	-	46,420.1
5439000	2/8/1998	65	65	0.1459	9.49	3491	29.5898%	Fecal		CFU/100 mL	200	283.2	86400	-	46,420.1
5439000	5/28/1998	65	65	0.1459	9.49	3491	29.5898%	Fecal		CFU/100 mL	200	283.2	86400	-	46,420.1
5439000	6/24/1998	65	65	0.1459	9.49	3491	29.5898%	Fecal		CFU/100 mL	200	283.2	86400	-	46,420.1
5439000	10/23/1998	65	65	0.1459	9.49	3491	29.5898%	Fecal		CFU/100 mL	200	283.2	86400	-	46,420.1
5439000	2/20/1999	65	65	0.1459	9.49	3491	29.5898%	Fecal		CFU/100 mL	200	283.2	86400	-	46,420.1
5439000	2/28/1999	65	65	0.1459	9.49	3491	29.5898%	Fecal		CFU/100 mL	200	283.2	86400	-	46,420.1
5439000	3/29/2010	65	65	0.1459	9.49	3491	29.5898%	Fecal		CFU/100 mL	200	283.2	86400	-	46,420.1
5439000	1/31/2013	65	65	0.1459	9.49	3491	29.5898%	Fecal		CFU/100 mL	200	283.2	86400	-	46,420.1

Gage ID	Date	Discharge (CFS)	Gage Discharge (less Surrogate NPDES) (CFS)	Watershed Area Ratio	Calculated flow (CFS)	Rank	Flow Exceedance %	Parameter	Results	Units (mg or micro_gram	Limit/Standard	100mL/CF	sec/day	Actual Load (million colonies/day)	Allowable Load (million colonies/day)
5439000	3/22/2013	65	65	0.1459	9.49	3491	29.5898%	Fecal		CFU/100 mL	200	283.2	86400	-	46,420.1
5439000	2/19/2018	65	65	0.1459	9.49	3491	29.5898%	Fecal		CFU/100 mL	200	283.2	86400	-	46,420.1
5439000	1/20/2019	65	65	0.1459	9.49	3491	29.5898%	Fecal		CFU/100 mL	200	283.2	86400	-	46,420.1
5439000	6/28/2019	65	65	0.1459	9.49	3491	29.5898%	Fecal		CFU/100 mL	200	283.2	86400	-	46,420.1
5439000	6/25/2011	64.9	64.9	0.1459	9.47	3515	29.7932%	Fecal		CFU/100 mL	200	283.2	86400	-	46,348.7
5439000	3/31/2021	64.9	64.9	0.1459	9.47	3515	29.7932%	Fecal		CFU/100 mL	200	283.2	86400	-	46,348.7
5439000	5/13/2018	64.8	64.8	0.1459	9.46	3517	29.8101%	Fecal		CFU/100 mL	200	283.2	86400	-	46,277.3
5439000	3/1/1994	64.7	64.7	0.1459	9.44	3518	29.8186%	Fecal		CFU/100 mL	200	283.2	86400	-	46,205.9
5439000	3/10/2005	64.7	64.7	0.1459	9.44	3518	29.8186%	Fecal		CFU/100 mL	200	283.2	86400	-	46,205.9
5439000	10/11/2008	64.7	64.7	0.1459	9.44	3518	29.8186%	Fecal		CFU/100 mL	200	283.2	86400	-	46,205.9
5439000	1/1/2012	64.7	64.7	0.1459	9.44	3518	29.8186%	Fecal		CFU/100 mL	200	283.2	86400	-	46,205.9
5439000	4/23/2002	64.6	64.6	0.1459	9.43	3522	29.8525%	Fecal		CFU/100 mL	200	283.2	86400	-	46,134.5
5439000	5/29/2003	64.6	64.6	0.1459	9.43	3522	29.8525%	Fecal		CFU/100 mL	200	283.2	86400	-	46,134.5
5439000	4/12/2011	64.6	64.6	0.1459	9.43	3522	29.8525%	Fecal		CFU/100 mL	200	283.2	86400	-	46,134.5
5439000	7/2/2019	64.6	64.6	0.1459	9.43	3522	29.8525%	Fecal		CFU/100 mL	200	283.2	86400	-	46,134.5
5439000	4/8/2004	64.5	64.5	0.1459	9.41	3526	29.8864%	Fecal		CFU/100 mL	200	283.2	86400	-	46,063.1
5439000	5/20/2008	64.5	64.5	0.1459	9.41	3526	29.8864%	Fecal		CFU/100 mL	200	283.2	86400	-	46,063.1
5439000	6/9/2015	64.5	64.5	0.1459	9.41	3526	29.8864%	Fecal		CFU/100 mL	200	283.2	86400	-	46,063.1
5439000	7/8/2016	64.5	64.5	0.1459	9.41	3526	29.8864%	Fecal		CFU/100 mL	200	283.2	86400	-	46,063.1
5439000	3/11/2018	64.5	64.5	0.1459	9.41	3526	29.8864%	Fecal		CFU/100 mL	200	283.2	86400	-	46,063.1
5439000	3/20/2002	64.4	64.4	0.1459	9.40	3531	29.9288%	Fecal		CFU/100 mL	200	283.2	86400	-	45,991.6
5439000	9/12/2007	64.4	64.4	0.1459	9.40	3531	29.9288%	Fecal		CFU/100 mL	200	283.2	86400	-	45,991.6
5439000	4/17/2010	64.4	64.4	0.1459	9.40	3531	29.9288%	Fecal		CFU/100 mL	200	283.2	86400	-	45,991.6
5439000	5/11/2011	64.4	64.4	0.1459	9.40	3531	29.9288%	Fecal		CFU/100 mL	200	283.2	86400	-	45,991.6
5439000	3/31/2013	64.4	64.4	0.1459	9.40	3531	29.9288%	Fecal		CFU/100 mL	200	283.2	86400	-	45,991.6
5439000	3/1/2005	64.3	64.3	0.1459	9.38	3536	29.9712%	Fecal		CFU/100 mL	200	283.2	86400	-	45,920.2
5439000	1/4/2012	64.3	64.3	0.1459	9.38	3536	29.9712%	Fecal		CFU/100 mL	200	283.2	86400	-	45,920.2
5439000	2/7/2012	64.3	64.3	0.1459	9.38	3536	29.9712%	Fecal		CFU/100 mL	200	283.2	86400	-	45,920.2
5439000	4/15/2019	64.3	64.3	0.1459	9.38	3536	29.9712%	Fecal		CFU/100 mL	200	283.2	86400	-	45,920.2
5439000	2/27/2002	64.1	64.1	0.1459	9.35	3540	30.0051%	Fecal		CFU/100 mL	200	283.2	86400	-	45,777.4
5439000	5/19/2006	64.1	64.1	0.1459	9.35	3540	30.0051%	Fecal		CFU/100 mL	200	283.2	86400	-	45,777.4
5439000	11/1/2008	64.1	64.1	0.1459	9.35	3540	30.0051%	Fecal		CFU/100 mL	200	283.2	86400	-	45,777.4
5439000	7/25/2016	64.1	64.1	0.1459	9.35	3540	30.0051%	Fecal		CFU/100 mL	200	283.2	86400	-	45,777.4
5439000	2/17/2019	64.1	64.1	0.1459	9.35	3540	30.0051%	Fecal		CFU/100 mL	200	283.2	86400	-	45,777.4
5439000	4/23/2019	64.1	64.1	0.1459	9.35	3540	30.0051%	Fecal		CFU/100 mL	200	283.2	86400	-	45,777.4
5439000	4/23/1990	64	64	0.1459	9.34	3546	30.0559%	Fecal		CFU/100 mL	200	283.2	86400	-	45,706.0
5439000	2/13/1991	64	64	0.1459	9.34	3546	30.0559%	Fecal		CFU/100 mL	200	283.2	86400	-	45,706.0
5439000	4/28/1991	64	64	0.1459	9.34	3546	30.0559%	Fecal		CFU/100 mL	200	283.2	86400	-	45,706.0
5439000	1/19/1992	64	64	0.1459	9.34	3546	30.0559%	Fecal		CFU/100 mL	200	283.2	86400	-	45,706.0
5439000	3/24/1992	64	64	0.1459	9.34	3546	30.0559%	Fecal		CFU/100 mL	200	283.2	86400	-	45,706.0
5439000	8/26/1993	64	64	0.1459	9.34	3546	30.0559%	Fecal		CFU/100 mL	200	283.2	86400	-	45,706.0
5439000	7/3/1994	64	64	0.1459	9.34	3546	30.0559%	Fecal		CFU/100 mL	200	283.2	86400	-	45,706.0
5439000	11/3/1994	64	64	0.1459	9.34	3546	30.0559%	Fecal		CFU/100 mL	200	283.2	86400	-	45,706.0
5439000	3/6/1998	64	64	0.1459	9.34	3546	30.0559%	Fecal		CFU/100 mL	200	283.2	86400	-	45,706.0
5439000	3/10/1999	64	64	0.1459	9.34	3546	30.0559%	Fecal		CFU/100 mL	200	283.2	86400	-	45,706.0
5439000	5/29/1999	64	64	0.1459	9.34	3546	30.0559%	Fecal		CFU/100 mL	200	283.2	86400	-	45,706.0
5439000	1/17/2008	64	64	0.1459	9.34	3546	30.0559%	Fecal		CFU/100 mL	200	283.2	86400	-	45,706.0
5439000	5/7/2018	64	64	0.1459	9.34	3546	30.0559%	Fecal		CFU/100 mL	200	283.2	86400	-	45,706.0
5439000	7/6/2018	64	64	0.1459	9.34	3546	30.0559%	Fecal		CFU/100 mL	200	283.2	86400	-	45,706.0
5439000	1/24/2019	64	64	0.1459	9.34	3546	30.0559%	Fecal		CFU/100 mL	200	283.2	86400	-	45,706.0
5439000	4/19/2020	64	64	0.1459	9.34	3546	30.0559%	Fecal		CFU/100 mL	200	283.2	86400	-	45,706.0
5439000	2/21/2022	64	64	0.1459	9.34	3546	30.0559%	Fecal		CFU/100 mL	200	283.2	86400	-	45,706.0
5439000	3/28/2014	63.9	63.9	0.1459	9.33	3563	30.2000%	Fecal		CFU/100 mL	200	283.2	86400	-	45,634.6
5439000	7/12/2015	63.9	63.9	0.1459	9.33	3563	30.2000%	Fecal		CFU/100 mL	200	283.2	86400	-	45,634.6
5439000	5/28/2018	63.9	63.9	0.1459	9.33	3563	30.2000%	Fecal		CFU/100 mL	200	283.2	86400	-	45,634.6
5439000	11/13/2009	63.8	63.8	0.1459	9.31	3566	30.2255%	Fecal		CFU/100 mL	200	283.2	86400	-	45,563.2
5439000	6/3/2013	63.8	63.8	0.1459	9.31	3566	30.2255%	Fecal		CFU/100 mL	200	283.2	86400	-	45,563.2
5439000	3/29/2022	63.8	63.8	0.1459	9.31	3566	30.2255%	Fecal		CFU/100 mL	200	283.2	86400	-	45,563.2
5439000	3/23/2016	63.7	63.7	0.1459	9.30	3569	30.2509%	Fecal		CFU/100 mL	200	283.2	86400	-	45,491.7
5439000	1/8/2020	63.7	63.7	0.1459	9.30	3569	30.2509%	Fecal		CFU/100 mL	200	283.2	86400	-	45,491.7
5439000	1/8/2010	63.6	63.6	0.1459	9.28	3571	30.2678%	Fecal		CFU/100 mL	200	283.2	86400	-	45,420.3
5439000	12/31/2011	63.6	63.6	0.1459	9.28	3571	30.2678%	Fecal		CFU/100 mL	200	283.2	86400	-	45,420.3
5439000	4/8/2019	63.6	63.6	0.1459	9.28	3571	30.2678%	Fecal		CFU/100 mL	200	283.2	86400	-	45,420.3
5439000	5/13/2020	63.6	63.6	0.1459	9.28	3571	30.2678%	Fecal		CFU/100 mL	200	283.2	86400	-	45,420.3
5439000	3/30/2021	63.6	63.6	0.1459	9.28	3571	30.2678%	Fecal		CFU/100 mL	200	283.2	86400	-	45,420.3
5439000	4/30/2006	63.5	63.5	0.1459	9.27	3576	30.3102%	Fecal		CFU/100 mL	200	283.2	86400	-	45,348.9
5439000	8/30/2009	63.5	63.5	0.1459	9.27	3576	30.3102%	Fecal		CFU/100 mL	200	283.2	86400	-	45,348.9
5439000	6/26/2019	63.5	63.5	0.1459	9.27	3576	30.3102%	Fecal		CFU/100 mL	200	283.2	86400	-	45,348.9
5439000	2/25/2004	63.4	63.4	0.1459	9.25	3579	30.3357%	Fecal		CFU/100 mL	200	283.2	86400	-	45,277.5
5439000	2/10/2005	63.4	63.4	0.1459	9.25	3579	30.3357%	Fecal		CFU/100 mL	200	283.2	86400	-	45,277.5
5439000	5/17/2014	63.4	63.4	0.1459	9.25	3579	30.3357%	Fecal		CFU/100 mL	200	283.2	86400	-	45,277.5
5439000	6/1/2018	63.4	63.4	0.1459	9.25	3579	30.3357%	Fecal		CFU/100 mL	200	283.2	86400	-	45,277.5
5439000	5/26/2003	63.3	63.3	0.1459	9.24	3583	30.3696%	Fecal		CFU/100 mL	200	283.2	86400	-	45,206.1
5439000	6/24/2004	63.3	63.3	0.1459	9.24	3583	30.3696%	Fecal		CFU/100 mL	200	283.2	86400	-	45,206.1
5439000	7/18/2014	63.3	63.3	0.1459	9.24	3583	30.3696%	Fecal		CFU/100 mL	200	283.2	86400	-	45,206.1
5439000	4/14/2016	63.3	63.3	0.1459	9.24	3583	30.3696%	Fecal		CFU/100 mL	200	283.2	86400	-	45,206.1
5439000	7/18/2021	63.3	63.3	0.1459	9.24	3583	30.3696%	Fecal		CFU/100 mL	200	283.2	86400	-	45,206.1
5439000	5/13/2006	63.2	63.2	0.1459	9.22	3588	30.4119%	Fecal		CFU/100 mL	200	283.2	86400	-	45,134.7
5439000	2/2/2010	63.2	63.2	0.1459	9.22	3588	30.4119%	Fecal		CFU/100 mL	200	283.2	86400	-	45,134.7
5439000	12/3/2011	63.2	63.2	0.1459	9.22	3588	30.4119%	Fecal		CFU/100 mL	200	283.2	86400	-	45,134.7
5439000	5/15/2012	63.2	63.2	0.1459	9.22	3588	30.4119%	Fecal		CFU/100 mL	200	283.2	86400	-	45,134.7
5439000	4/16/2015	63.2	63.2	0.1459	9.22	3588	30.4119%	Fecal		CFU/100 mL	200	283.2	86400	-	45,134.7
5439000	6/27/2016	63.2	63.2	0.1459	9.22	3588	30.4119%	Fecal		CFU/100 mL	200	283.2	86400	-	45,134.7
5439000	4/23/2004	63.1	63.1	0.1459	9.21	3594	30.4628%	Fecal		CFU/100 mL	200	283.2	86400	-	45,063.2
5439000	1/26/2007	63.1	63.1	0.1459	9.21	3594	30.4628%	Fecal		CFU/100 mL	200	283.2	86400	-	45,063.2
5439000	11/19/2008	63.1	63.1	0.1459	9.21	3594	30.4628%	Fecal		CFU/100 mL	200	283.2	86400	-	45,063.2
5439000	3/29/2014	63.1	63.1	0.1459	9.21	3594	30.4628%	Fecal		CFU/100 mL	200	283.2	86400	-	45,063.2
5439000	6/9/2016	63.1	63.1	0.1459	9.21	3594	30.4628%	Fecal		CFU/100 mL	200	283.2	86400	-	45,063.2
5439000	12/3/2016	63.1	63.1	0.1459	9.21	3594	30.4628%	Fecal		CFU/100 mL	200	283.2	86400	-	45,063.2
5439000	6/17/2017	63.1	63.1	0.1459	9.21	3594	30.4628%	Fecal		CFU/100 mL	200	283.2	86400	-	45,063.2

Gage ID	Date	Discharge (CFS)	Gage Discharge (less Surrogate NPDES) (CFS)	Watershed Area Ratio	Calculated flow (CFS)	Rank	Flow Exceedance %	Parameter	Results	Units (mg or micro_gram	Limit/Standard	100mL/CF	sec/day	Actual Load (million colonies/day)	Allowable Load (million colonies/day)
5439000	1/31/2019	63.1	63.1	0.1459	9.21	3594	30.4628%	Fecal		CFU/100 mL	200	283.2	86400	-	45,063.2
5439000	4/17/2020	63.1	63.1	0.1459	9.21	3594	30.4628%	Fecal		CFU/100 mL	200	283.2	86400	-	45,063.2
5439000	2/24/1990	63	63	0.1459	9.19	3603	30.5391%	Fecal		CFU/100 mL	200	283.2	86400	-	44,991.8
5439000	4/4/1990	63	63	0.1459	9.19	3603	30.5391%	Fecal		CFU/100 mL	200	283.2	86400	-	44,991.8
5439000	5/11/1991	63	63	0.1459	9.19	3603	30.5391%	Fecal		CFU/100 mL	200	283.2	86400	-	44,991.8
5439000	6/15/1991	63	63	0.1459	9.19	3603	30.5391%	Fecal		CFU/100 mL	200	283.2	86400	-	44,991.8
5439000	1/10/1992	63	63	0.1459	9.19	3603	30.5391%	Fecal		CFU/100 mL	200	283.2	86400	-	44,991.8
5439000	3/16/1992	63	63	0.1459	9.19	3603	30.5391%	Fecal		CFU/100 mL	200	283.2	86400	-	44,991.8
5439000	3/17/1992	63	63	0.1459	9.19	3603	30.5391%	Fecal		CFU/100 mL	200	283.2	86400	-	44,991.8
5439000	3/27/1992	63	63	0.1459	9.19	3603	30.5391%	Fecal		CFU/100 mL	200	283.2	86400	-	44,991.8
5439000	11/8/1992	63	63	0.1459	9.19	3603	30.5391%	Fecal		CFU/100 mL	200	283.2	86400	-	44,991.8
5439000	7/8/1993	63	63	0.1459	9.19	3603	30.5391%	Fecal		CFU/100 mL	200	283.2	86400	-	44,991.8
5439000	3/28/1994	63	63	0.1459	9.19	3603	30.5391%	Fecal		CFU/100 mL	200	283.2	86400	-	44,991.8
5439000	3/27/1995	63	63	0.1459	9.19	3603	30.5391%	Fecal		CFU/100 mL	200	283.2	86400	-	44,991.8
5439000	4/25/1995	63	63	0.1459	9.19	3603	30.5391%	Fecal		CFU/100 mL	200	283.2	86400	-	44,991.8
5439000	5/6/1995	63	63	0.1459	9.19	3603	30.5391%	Fecal		CFU/100 mL	200	283.2	86400	-	44,991.8
5439000	6/14/1995	63	63	0.1459	9.19	3603	30.5391%	Fecal		CFU/100 mL	200	283.2	86400	-	44,991.8
5439000	6/17/1995	63	63	0.1459	9.19	3603	30.5391%	Fecal		CFU/100 mL	200	283.2	86400	-	44,991.8
5439000	11/3/1995	63	63	0.1459	9.19	3603	30.5391%	Fecal		CFU/100 mL	200	283.2	86400	-	44,991.8
5439000	12/17/1996	63	63	0.1459	9.19	3603	30.5391%	Fecal		CFU/100 mL	200	283.2	86400	-	44,991.8
5439000	5/1/1997	63	63	0.1459	9.19	3603	30.5391%	Fecal		CFU/100 mL	200	283.2	86400	-	44,991.8
5439000	2/9/1998	63	63	0.1459	9.19	3603	30.5391%	Fecal		CFU/100 mL	200	283.2	86400	-	44,991.8
5439000	11/16/1998	63	63	0.1459	9.19	3603	30.5391%	Fecal		CFU/100 mL	200	283.2	86400	-	44,991.8
5439000	3/2/1999	63	63	0.1459	9.19	3603	30.5391%	Fecal		CFU/100 mL	200	283.2	86400	-	44,991.8
5439000	6/27/1999	63	63	0.1459	9.19	3603	30.5391%	Fecal		CFU/100 mL	200	283.2	86400	-	44,991.8
5439000	3/3/2000	63	63	0.1459	9.19	3603	30.5391%	Fecal		CFU/100 mL	200	283.2	86400	-	44,991.8
5439000	5/16/2000	63	63	0.1459	9.19	3603	30.5391%	Fecal		CFU/100 mL	200	283.2	86400	-	44,991.8
5439000	4/1/2001	63	63	0.1459	9.19	3603	30.5391%	Fecal		CFU/100 mL	200	283.2	86400	-	44,991.8
5439000	6/15/2001	63	63	0.1459	9.19	3603	30.5391%	Fecal		CFU/100 mL	200	283.2	86400	-	44,991.8
5439000	5/15/2006	63	63	0.1459	9.19	3603	30.5391%	Fecal		CFU/100 mL	200	283.2	86400	-	44,991.8
5439000	3/9/2017	63	63	0.1459	9.19	3603	30.5391%	Fecal		CFU/100 mL	200	283.2	86400	-	44,991.8
5439000	3/7/2022	63	63	0.1459	9.19	3603	30.5391%	Fecal		CFU/100 mL	200	283.2	86400	-	44,991.8
5439000	3/21/2022	63	63	0.1459	9.19	3603	30.5391%	Fecal		CFU/100 mL	200	283.2	86400	-	44,991.8
5439000	5/8/2007	62.9	62.9	0.1459	9.18	3634	30.8018%	Fecal		CFU/100 mL	200	283.2	86400	-	44,920.4
5439000	8/20/2011	62.9	62.9	0.1459	9.18	3634	30.8018%	Fecal		CFU/100 mL	200	283.2	86400	-	44,920.4
5439000	1/25/2012	62.9	62.9	0.1459	9.18	3634	30.8018%	Fecal		CFU/100 mL	200	283.2	86400	-	44,920.4
5439000	1/31/2012	62.9	62.9	0.1459	9.18	3634	30.8018%	Fecal		CFU/100 mL	200	283.2	86400	-	44,920.4
5439000	3/17/2012	62.9	62.9	0.1459	9.18	3634	30.8018%	Fecal		CFU/100 mL	200	283.2	86400	-	44,920.4
5439000	1/14/2019	62.9	62.9	0.1459	9.18	3634	30.8018%	Fecal		CFU/100 mL	200	283.2	86400	-	44,920.4
5439000	3/3/2019	62.9	62.9	0.1459	9.18	3634	30.8018%	Fecal		CFU/100 mL	200	283.2	86400	-	44,920.4
5439000	6/27/2019	62.9	62.9	0.1459	9.18	3634	30.8018%	Fecal		CFU/100 mL	200	283.2	86400	-	44,920.4
5439000	6/6/2015	62.8	62.8	0.1459	9.16	3642	30.8696%	Fecal		CFU/100 mL	200	283.2	86400	-	44,849.0
5439000	6/5/2017	62.8	62.8	0.1459	9.16	3642	30.8696%	Fecal		CFU/100 mL	200	283.2	86400	-	44,849.0
5439000	2/7/2016	62.7	62.7	0.1459	9.15	3644	30.8866%	Fecal		CFU/100 mL	200	283.2	86400	-	44,777.6
5439000	3/13/2016	62.7	62.7	0.1459	9.15	3644	30.8866%	Fecal		CFU/100 mL	200	283.2	86400	-	44,777.6
5439000	1/29/2019	62.7	62.7	0.1459	9.15	3644	30.8866%	Fecal		CFU/100 mL	200	283.2	86400	-	44,777.6
5439000	4/28/2008	62.6	62.6	0.1459	9.14	3647	30.9120%	Fecal		CFU/100 mL	200	283.2	86400	-	44,706.2
5439000	6/11/2015	62.6	62.6	0.1459	9.14	3647	30.9120%	Fecal		CFU/100 mL	200	283.2	86400	-	44,706.2
5439000	4/21/2019	62.6	62.6	0.1459	9.14	3647	30.9120%	Fecal		CFU/100 mL	200	283.2	86400	-	44,706.2
5439000	7/22/2019	62.6	62.6	0.1459	9.14	3647	30.9120%	Fecal		CFU/100 mL	200	283.2	86400	-	44,706.2
5439000	12/28/1993	62.5	62.5	0.1459	9.12	3651	30.9459%	Fecal		CFU/100 mL	200	283.2	86400	-	44,634.8
5439000	5/10/2002	62.5	62.5	0.1459	9.12	3651	30.9459%	Fecal		CFU/100 mL	200	283.2	86400	-	44,634.8
5439000	12/27/2018	62.5	62.5	0.1459	9.12	3651	30.9459%	Fecal		CFU/100 mL	200	283.2	86400	-	44,634.8
5439000	4/2/2021	62.5	62.5	0.1459	9.12	3651	30.9459%	Fecal		CFU/100 mL	200	283.2	86400	-	44,634.8
5439000	12/3/1993	62.4	62.4	0.1459	9.11	3655	30.9798%	Fecal		CFU/100 mL	200	283.2	86400	-	44,563.3
5439000	11/6/2008	62.4	62.4	0.1459	9.11	3655	30.9798%	Fecal		CFU/100 mL	200	283.2	86400	-	44,563.3
5439000	9/8/2020	62.4	62.4	0.1459	9.11	3655	30.9798%	Fecal		CFU/100 mL	200	283.2	86400	-	44,563.3
5439000	3/20/2015	62.3	62.3	0.1459	9.09	3658	31.0053%	Fecal		CFU/100 mL	200	283.2	86400	-	44,491.9
5439000	6/6/2020	62.3	62.3	0.1459	9.09	3658	31.0053%	Fecal		CFU/100 mL	200	283.2	86400	-	44,491.9
5439000	3/30/2011	62.2	62.2	0.1459	9.08	3660	31.0222%	Fecal		CFU/100 mL	200	283.2	86400	-	44,420.5
5439000	4/15/2016	62.2	62.2	0.1459	9.08	3660	31.0222%	Fecal		CFU/100 mL	200	283.2	86400	-	44,420.5
5439000	9/1/2016	62.2	62.2	0.1459	9.08	3660	31.0222%	Fecal		CFU/100 mL	200	283.2	86400	-	44,420.5
5439000	3/4/2020	62.2	62.2	0.1459	9.08	3660	31.0222%	Fecal		CFU/100 mL	200	283.2	86400	-	44,420.5
5439000	3/4/1994	62.1	62.1	0.1459	9.06	3664	31.0561%	Fecal		CFU/100 mL	200	283.2	86400	-	44,349.1
5439000	5/4/2006	62.1	62.1	0.1459	9.06	3664	31.0561%	Fecal		CFU/100 mL	200	283.2	86400	-	44,349.1
5439000	6/21/2016	62.1	62.1	0.1459	9.06	3664	31.0561%	Fecal		CFU/100 mL	200	283.2	86400	-	44,349.1
5439000	11/23/2017	62.1	62.1	0.1459	9.06	3664	31.0561%	Fecal		CFU/100 mL	200	283.2	86400	-	44,349.1
5439000	11/24/2017	62.1	62.1	0.1459	9.06	3664	31.0561%	Fecal		CFU/100 mL	200	283.2	86400	-	44,349.1
5439000	1/21/2019	62.1	62.1	0.1459	9.06	3664	31.0561%	Fecal		CFU/100 mL	200	283.2	86400	-	44,349.1
5439000	2/11/2020	62.1	62.1	0.1459	9.06	3664	31.0561%	Fecal		CFU/100 mL	200	283.2	86400	-	44,349.1
5439000	2/18/1990	62	62	0.1459	9.05	3671	31.1154%	Fecal		CFU/100 mL	200	283.2	86400	-	44,277.7
5439000	7/23/1990	62	62	0.1459	9.05	3671	31.1154%	Fecal		CFU/100 mL	200	283.2	86400	-	44,277.7
5439000	11/10/1990	62	62	0.1459	9.05	3671	31.1154%	Fecal		CFU/100 mL	200	283.2	86400	-	44,277.7
5439000	12/24/1990	62	62	0.1459	9.05	3671	31.1154%	Fecal		CFU/100 mL	200	283.2	86400	-	44,277.7
5439000	3/16/1991	62	62	0.1459	9.05	3671	31.1154%	Fecal		CFU/100 mL	200	283.2	86400	-	44,277.7
5439000	4/30/1991	62	62	0.1459	9.05	3671	31.1154%	Fecal		CFU/100 mL	200	283.2	86400	-	44,277.7
5439000	12/19/1991	62	62	0.1459	9.05	3671	31.1154%	Fecal		CFU/100 mL	200	283.2	86400	-	44,277.7
5439000	4/27/1992	62	62	0.1459	9.05	3671	31.1154%	Fecal		CFU/100 mL	200	283.2	86400	-	44,277.7
5439000	12/9/1992	62	62	0.1459	9.05	3671	31.1154%	Fecal		CFU/100 mL	200	283.2	86400	-	44,277.7
5439000	5/18/1993	62	62	0.1459	9.05	3671	31.1154%	Fecal		CFU/100 mL	200	283.2	86400	-	44,277.7
5439000	8/2/1993	62	62	0.1459	9.05	3671	31.1154%	Fecal		CFU/100 mL	200	283.2	86400	-	44,277.7
5439000	3/21/1995	62	62	0.1459	9.05	3671	31.1154%	Fecal		CFU/100 mL	200	283.2	86400	-	44,277.7
5439000	4/1/1995	62	62	0.1459	9.05	3671	31.1154%	Fecal		CFU/100 mL	200	283.2	86400	-	44,277.7
5439000	8/17/1996	62	62	0.1459	9.05	3671	31.1154%	Fecal		CFU/100 mL	200	283.2	86400	-	44,277.7
5439000	3/18/1997	62	62	0.1459	9.05	3671	31.1154%	Fecal		CFU/100 mL	200	283.2	86400	-	44,277.7
5439000	12/13/1998	62	62	0.1459	9.05	3671	31.1154%	Fecal		CFU/100 mL	200	283.2	86400	-	44,277.7
5439000	5/30/1999	62	62	0.1459	9.05	3671	31.1154%	Fecal		CFU/100 mL	200	283.2	86400	-	44,277.7
5439000	7/9/2000	62	62	0.1459	9.05	3671	31.1154%	Fecal		CFU/100 mL	200	283.2	86400	-	44,277.7
5439000	6/14/2001	62	62	0.1459	9.05	3671	31.1154%	Fecal		CFU/100 mL	200	283.2	86400	-	44,277.7
5439000	12/28/2007	62	62	0.1459	9.05	3671	31.1154%	Fecal		CFU/100 mL	200	283.2	86400	-	44,277.7

Gage ID	Date	Discharge (CFS)	Gage Discharge (less Surrogate NPDES) (CFS)	Watershed Area Ratio	Calculated flow (CFS)	Rank	Flow Exceedance %	Parameter	Results	Units (mg or micro_gram	Limit/Standard	100mL/CF	sec/day	Actual Load (million colonies/day)	Allowable Load (million colonies/day)
5439000	8/8/2010	62	62	0.1459	9.05	3671	31.1154%	Fecal		CFU/100 mL	200	283.2	86400	-	44,277.7
5439000	3/27/2015	62	62	0.1459	9.05	3671	31.1154%	Fecal		CFU/100 mL	200	283.2	86400	-	44,277.7
5439000	1/23/2016	62	62	0.1459	9.05	3671	31.1154%	Fecal		CFU/100 mL	200	283.2	86400	-	44,277.7
5439000	2/6/2016	62	62	0.1459	9.05	3671	31.1154%	Fecal		CFU/100 mL	200	283.2	86400	-	44,277.7
5439000	6/8/2016	62	62	0.1459	9.05	3671	31.1154%	Fecal		CFU/100 mL	200	283.2	86400	-	44,277.7
5439000	10/21/2017	62	62	0.1459	9.05	3671	31.1154%	Fecal		CFU/100 mL	200	283.2	86400	-	44,277.7
5439000	11/28/2018	62	62	0.1459	9.05	3671	31.1154%	Fecal		CFU/100 mL	200	283.2	86400	-	44,277.7
5439000	3/3/1994	61.9	61.9	0.1459	9.03	3698	31.3443%	Fecal		CFU/100 mL	200	283.2	86400	-	44,206.3
5439000	1/17/2007	61.9	61.9	0.1459	9.03	3698	31.3443%	Fecal		CFU/100 mL	200	283.2	86400	-	44,206.3
5439000	4/7/2019	61.9	61.9	0.1459	9.03	3698	31.3443%	Fecal		CFU/100 mL	200	283.2	86400	-	44,206.3
5439000	4/5/2021	61.9	61.9	0.1459	9.03	3698	31.3443%	Fecal		CFU/100 mL	200	283.2	86400	-	44,206.3
5439000	6/26/2011	61.8	61.8	0.1459	9.02	3702	31.3782%	Fecal		CFU/100 mL	200	283.2	86400	-	44,134.8
5439000	4/18/2014	61.8	61.8	0.1459	9.02	3702	31.3782%	Fecal		CFU/100 mL	200	283.2	86400	-	44,134.8
5439000	7/5/2015	61.8	61.8	0.1459	9.02	3702	31.3782%	Fecal		CFU/100 mL	200	283.2	86400	-	44,134.8
5439000	4/5/2019	61.8	61.8	0.1459	9.02	3702	31.3782%	Fecal		CFU/100 mL	200	283.2	86400	-	44,134.8
5439000	1/25/2020	61.8	61.8	0.1459	9.02	3702	31.3782%	Fecal		CFU/100 mL	200	283.2	86400	-	44,134.8
5439000	6/13/2021	61.8	61.8	0.1459	9.02	3702	31.3782%	Fecal		CFU/100 mL	200	283.2	86400	-	44,134.8
5439000	3/29/1994	61.7	61.7	0.1459	9.00	3708	31.4291%	Fecal		CFU/100 mL	200	283.2	86400	-	44,063.4
5439000	10/27/2001	61.7	61.7	0.1459	9.00	3708	31.4291%	Fecal		CFU/100 mL	200	283.2	86400	-	44,063.4
5439000	4/25/2002	61.7	61.7	0.1459	9.00	3708	31.4291%	Fecal		CFU/100 mL	200	283.2	86400	-	44,063.4
5439000	4/4/2011	61.7	61.7	0.1459	9.00	3708	31.4291%	Fecal		CFU/100 mL	200	283.2	86400	-	44,063.4
5439000	4/8/2014	61.7	61.7	0.1459	9.00	3708	31.4291%	Fecal		CFU/100 mL	200	283.2	86400	-	44,063.4
5439000	8/29/2018	61.7	61.7	0.1459	9.00	3708	31.4291%	Fecal		CFU/100 mL	200	283.2	86400	-	44,063.4
5439000	6/27/2011	61.6	61.6	0.1459	8.99	3714	31.4799%	Fecal		CFU/100 mL	200	283.2	86400	-	43,992.0
5439000	8/6/2014	61.6	61.6	0.1459	8.99	3714	31.4799%	Fecal		CFU/100 mL	200	283.2	86400	-	43,992.0
5439000	6/29/2019	61.6	61.6	0.1459	8.99	3714	31.4799%	Fecal		CFU/100 mL	200	283.2	86400	-	43,992.0
5439000	6/10/2015	61.5	61.5	0.1459	8.97	3717	31.5053%	Fecal		CFU/100 mL	200	283.2	86400	-	43,920.6
5439000	1/9/2020	61.5	61.5	0.1459	8.97	3717	31.5053%	Fecal		CFU/100 mL	200	283.2	86400	-	43,920.6
5439000	12/22/1993	61.4	61.4	0.1459	8.96	3719	31.5223%	Fecal		CFU/100 mL	200	283.2	86400	-	43,849.2
5439000	4/24/2004	61.4	61.4	0.1459	8.96	3719	31.5223%	Fecal		CFU/100 mL	200	283.2	86400	-	43,849.2
5439000	3/30/2010	61.4	61.4	0.1459	8.96	3719	31.5223%	Fecal		CFU/100 mL	200	283.2	86400	-	43,849.2
5439000	2/24/2005	61.3	61.3	0.1459	8.95	3722	31.5477%	Fecal		CFU/100 mL	200	283.2	86400	-	43,777.8
5439000	11/2/2008	61.2	61.2	0.1459	8.93	3723	31.5562%	Fecal		CFU/100 mL	200	283.2	86400	-	43,706.4
5439000	3/21/2015	61.2	61.2	0.1459	8.93	3723	31.5562%	Fecal		CFU/100 mL	200	283.2	86400	-	43,706.4
5439000	2/8/2016	61.2	61.2	0.1459	8.93	3723	31.5562%	Fecal		CFU/100 mL	200	283.2	86400	-	43,706.4
5439000	7/7/2019	61.2	61.2	0.1459	8.93	3723	31.5562%	Fecal		CFU/100 mL	200	283.2	86400	-	43,706.4
5439000	12/10/2019	61.2	61.2	0.1459	8.93	3723	31.5562%	Fecal		CFU/100 mL	200	283.2	86400	-	43,706.4
5439000	7/7/2021	61.2	61.2	0.1459	8.93	3723	31.5562%	Fecal		CFU/100 mL	200	283.2	86400	-	43,706.4
5439000	7/10/2003	61.1	61.1	0.1459	8.92	3729	31.6071%	Fecal		CFU/100 mL	200	283.2	86400	-	43,634.9
5439000	1/9/2010	61.1	61.1	0.1459	8.92	3729	31.6071%	Fecal		CFU/100 mL	200	283.2	86400	-	43,634.9
5439000	11/6/2017	61.1	61.1	0.1459	8.92	3729	31.6071%	Fecal		CFU/100 mL	200	283.2	86400	-	43,634.9
5439000	4/4/2019	61.1	61.1	0.1459	8.92	3729	31.6071%	Fecal		CFU/100 mL	200	283.2	86400	-	43,634.9
5439000	6/3/1990	61	61	0.1459	8.90	3733	31.6410%	Fecal		CFU/100 mL	200	283.2	86400	-	43,563.5
5439000	7/5/1990	61	61	0.1459	8.90	3733	31.6410%	Fecal		CFU/100 mL	200	283.2	86400	-	43,563.5
5439000	3/3/1992	61	61	0.1459	8.90	3733	31.6410%	Fecal		CFU/100 mL	200	283.2	86400	-	43,563.5
5439000	3/30/1992	61	61	0.1459	8.90	3733	31.6410%	Fecal		CFU/100 mL	200	283.2	86400	-	43,563.5
5439000	4/29/1992	61	61	0.1459	8.90	3733	31.6410%	Fecal		CFU/100 mL	200	283.2	86400	-	43,563.5
5439000	12/11/1992	61	61	0.1459	8.90	3733	31.6410%	Fecal		CFU/100 mL	200	283.2	86400	-	43,563.5
5439000	12/28/1992	61	61	0.1459	8.90	3733	31.6410%	Fecal		CFU/100 mL	200	283.2	86400	-	43,563.5
5439000	3/18/1993	61	61	0.1459	8.90	3733	31.6410%	Fecal		CFU/100 mL	200	283.2	86400	-	43,563.5
5439000	5/23/1993	61	61	0.1459	8.90	3733	31.6410%	Fecal		CFU/100 mL	200	283.2	86400	-	43,563.5
5439000	12/25/1993	61	61	0.1459	8.90	3733	31.6410%	Fecal		CFU/100 mL	200	283.2	86400	-	43,563.5
5439000	12/3/1994	61	61	0.1459	8.90	3733	31.6410%	Fecal		CFU/100 mL	200	283.2	86400	-	43,563.5
5439000	1/22/1995	61	61	0.1459	8.90	3733	31.6410%	Fecal		CFU/100 mL	200	283.2	86400	-	43,563.5
5439000	5/29/1997	61	61	0.1459	8.90	3733	31.6410%	Fecal		CFU/100 mL	200	283.2	86400	-	43,563.5
5439000	2/25/1998	61	61	0.1459	8.90	3733	31.6410%	Fecal		CFU/100 mL	200	283.2	86400	-	43,563.5
5439000	3/4/1999	61	61	0.1459	8.90	3733	31.6410%	Fecal		CFU/100 mL	200	283.2	86400	-	43,563.5
5439000	5/31/2012	61	61	0.1459	8.90	3733	31.6410%	Fecal		CFU/100 mL	200	283.2	86400	-	43,563.5
5439000	2/16/2020	61	61	0.1459	8.90	3733	31.6410%	Fecal		CFU/100 mL	200	283.2	86400	-	43,563.5
5439000	5/13/2021	61	61	0.1459	8.90	3733	31.6410%	Fecal		CFU/100 mL	200	283.2	86400	-	43,563.5
5439000	4/7/2002	60.9	60.9	0.1459	8.89	3751	31.7935%	Fecal		CFU/100 mL	200	283.2	86400	-	43,492.1
5439000	11/18/2008	60.9	60.9	0.1459	8.89	3751	31.7935%	Fecal		CFU/100 mL	200	283.2	86400	-	43,492.1
5439000	7/2/2010	60.9	60.9	0.1459	8.89	3751	31.7935%	Fecal		CFU/100 mL	200	283.2	86400	-	43,492.1
5439000	2/3/2017	60.9	60.9	0.1459	8.89	3751	31.7935%	Fecal		CFU/100 mL	200	283.2	86400	-	43,492.1
5439000	4/16/2021	60.9	60.9	0.1459	8.89	3751	31.7935%	Fecal		CFU/100 mL	200	283.2	86400	-	43,492.1
5439000	11/12/2008	60.8	60.8	0.1459	8.87	3756	31.8359%	Fecal		CFU/100 mL	200	283.2	86400	-	43,420.7
5439000	3/12/2018	60.8	60.8	0.1459	8.87	3756	31.8359%	Fecal		CFU/100 mL	200	283.2	86400	-	43,420.7
5439000	7/12/2021	60.8	60.8	0.1459	8.87	3756	31.8359%	Fecal		CFU/100 mL	200	283.2	86400	-	43,420.7
5439000	11/16/2011	60.7	60.7	0.1459	8.86	3759	31.8613%	Fecal		CFU/100 mL	200	283.2	86400	-	43,349.3
5439000	4/10/2013	60.6	60.6	0.1459	8.84	3760	31.8698%	Fecal		CFU/100 mL	200	283.2	86400	-	43,277.9
5439000	4/17/2015	60.6	60.6	0.1459	8.84	3760	31.8698%	Fecal		CFU/100 mL	200	283.2	86400	-	43,277.9
5439000	12/13/2018	60.6	60.6	0.1459	8.84	3760	31.8698%	Fecal		CFU/100 mL	200	283.2	86400	-	43,277.9
5439000	3/29/2002	60.5	60.5	0.1459	8.83	3763	31.8952%	Fecal		CFU/100 mL	200	283.2	86400	-	43,206.4
5439000	3/1/2021	60.5	60.5	0.1459	8.83	3763	31.8952%	Fecal		CFU/100 mL	200	283.2	86400	-	43,206.4
5439000	2/13/2008	60.3	60.3	0.1459	8.80	3765	31.9122%	Fecal		CFU/100 mL	200	283.2	86400	-	43,063.6
5439000	2/14/2013	60.3	60.3	0.1459	8.80	3765	31.9122%	Fecal		CFU/100 mL	200	283.2	86400	-	43,063.6
5439000	3/23/2021	60.3	60.3	0.1459	8.80	3765	31.9122%	Fecal		CFU/100 mL	200	283.2	86400	-	43,063.6
5439000	2/23/2005	60.2	60.2	0.1459	8.79	3768	31.9376%	Fecal		CFU/100 mL	200	283.2	86400	-	42,992.2
5439000	4/19/2006	60.2	60.2	0.1459	8.79	3768	31.9376%	Fecal		CFU/100 mL	200	283.2	86400	-	42,992.2
5439000	12/29/2011	60.2	60.2	0.1459	8.79	3768	31.9376%	Fecal		CFU/100 mL	200	283.2	86400	-	42,992.2
5439000	3/18/2012	60.2	60.2	0.1459	8.79	3768	31.9376%	Fecal		CFU/100 mL	200	283.2	86400	-	42,992.2
5439000	1/29/2013	60.2	60.2	0.1459	8.79	3768	31.9376%	Fecal		CFU/100 mL	200	283.2	86400	-	42,992.2
5439000	3/11/2016	60.2	60.2	0.1459	8.79	3768	31.9376%	Fecal		CFU/100 mL	200	283.2	86400	-	42,992.2
5439000	12/13/2003	60.1	60.1	0.1459	8.77	3774	31.9885%	Fecal		CFU/100 mL	200	283.2	86400	-	42,920.8
5439000	6/27/1990	60	60	0.1459	8.76	3775	31.9969%	Fecal		CFU/100 mL	200	283.2	86400	-	42,849.4
5439000	8/13/1990	60	60	0.1459	8.76	3775	31.9969%	Fecal		CFU/100 mL	200	283.2	86400	-	42,849.4
5439000	1/9/1992	60	60	0.1459	8.76	3775	31.9969%	Fecal		CFU/100 mL	200	283.2	86400	-	42,849.4
5439000	2/22/1992	60	60	0.1459	8.76	3775	31.9969%	Fecal		CFU/100 mL	200	283.2	86400	-	42,849.4
5439000	7/16/1992	60	60	0.1459	8.76	3775	31.9969%	Fecal		CFU/100 mL	200	283.2	86400	-	42,849.4
5439000	1/29/1993	60	60	0.1459	8.76	3775	31.9969%	Fecal		CFU/100 mL	200	283.2	86400	-	42,849.4

Gage ID	Date	Discharge (CFS)	Gage Discharge (less Surrogate NPDES) (CFS)	Watershed Area Ratio	Calculated flow (CFS)	Rank	Flow Exceedance %	Parameter	Results	Units (mg or micro_gram	Limit/Standard	100mL/CF	sec/day	Actual Load (million colonies/day)	Allowable Load (million colonies/day)
5439000	2/12/1993	60	60	0.1459	8.76	3775	31.9969%	Fecal		CFU/100 mL	200	283.2	86400	-	42,849.4
5439000	10/12/1993	60	60	0.1459	8.76	3775	31.9969%	Fecal		CFU/100 mL	200	283.2	86400	-	42,849.4
5439000	12/29/1993	60	60	0.1459	8.76	3775	31.9969%	Fecal		CFU/100 mL	200	283.2	86400	-	42,849.4
5439000	12/23/1994	60	60	0.1459	8.76	3775	31.9969%	Fecal		CFU/100 mL	200	283.2	86400	-	42,849.4
5439000	1/8/1995	60	60	0.1459	8.76	3775	31.9969%	Fecal		CFU/100 mL	200	283.2	86400	-	42,849.4
5439000	6/18/1995	60	60	0.1459	8.76	3775	31.9969%	Fecal		CFU/100 mL	200	283.2	86400	-	42,849.4
5439000	5/18/1996	60	60	0.1459	8.76	3775	31.9969%	Fecal		CFU/100 mL	200	283.2	86400	-	42,849.4
5439000	8/19/1996	60	60	0.1459	8.76	3775	31.9969%	Fecal		CFU/100 mL	200	283.2	86400	-	42,849.4
5439000	4/18/1997	60	60	0.1459	8.76	3775	31.9969%	Fecal		CFU/100 mL	200	283.2	86400	-	42,849.4
5439000	4/20/1997	60	60	0.1459	8.76	3775	31.9969%	Fecal		CFU/100 mL	200	283.2	86400	-	42,849.4
5439000	5/24/1997	60	60	0.1459	8.76	3775	31.9969%	Fecal		CFU/100 mL	200	283.2	86400	-	42,849.4
5439000	1/15/1998	60	60	0.1459	8.76	3775	31.9969%	Fecal		CFU/100 mL	200	283.2	86400	-	42,849.4
5439000	3/7/1998	60	60	0.1459	8.76	3775	31.9969%	Fecal		CFU/100 mL	200	283.2	86400	-	42,849.4
5439000	5/30/1998	60	60	0.1459	8.76	3775	31.9969%	Fecal		CFU/100 mL	200	283.2	86400	-	42,849.4
5439000	5/31/1998	60	60	0.1459	8.76	3775	31.9969%	Fecal		CFU/100 mL	200	283.2	86400	-	42,849.4
5439000	2/27/1999	60	60	0.1459	8.76	3775	31.9969%	Fecal		CFU/100 mL	200	283.2	86400	-	42,849.4
5439000	3/1/1999	60	60	0.1459	8.76	3775	31.9969%	Fecal		CFU/100 mL	200	283.2	86400	-	42,849.4
5439000	3/5/1999	60	60	0.1459	8.76	3775	31.9969%	Fecal		CFU/100 mL	200	283.2	86400	-	42,849.4
5439000	3/25/1999	60	60	0.1459	8.76	3775	31.9969%	Fecal		CFU/100 mL	200	283.2	86400	-	42,849.4
5439000	4/9/1999	60	60	0.1459	8.76	3775	31.9969%	Fecal		CFU/100 mL	200	283.2	86400	-	42,849.4
5439000	4/4/2001	60	60	0.1459	8.76	3775	31.9969%	Fecal		CFU/100 mL	200	283.2	86400	-	42,849.4
5439000	12/8/2006	60	60	0.1459	8.76	3775	31.9969%	Fecal		CFU/100 mL	200	283.2	86400	-	42,849.4
5439000	1/18/2008	60	60	0.1459	8.76	3775	31.9969%	Fecal		CFU/100 mL	200	283.2	86400	-	42,849.4
5439000	3/31/2010	60	60	0.1459	8.76	3775	31.9969%	Fecal		CFU/100 mL	200	283.2	86400	-	42,849.4
5439000	1/5/2011	60	60	0.1459	8.76	3775	31.9969%	Fecal		CFU/100 mL	200	283.2	86400	-	42,849.4
5439000	3/31/2011	60	60	0.1459	8.76	3775	31.9969%	Fecal		CFU/100 mL	200	283.2	86400	-	42,849.4
5439000	12/28/2011	60	60	0.1459	8.76	3775	31.9969%	Fecal		CFU/100 mL	200	283.2	86400	-	42,849.4
5439000	1/21/2012	60	60	0.1459	8.76	3775	31.9969%	Fecal		CFU/100 mL	200	283.2	86400	-	42,849.4
5439000	3/19/2012	60	60	0.1459	8.76	3775	31.9969%	Fecal		CFU/100 mL	200	283.2	86400	-	42,849.4
5439000	4/18/2010	59.9	59.9	0.1459	8.74	3810	32.2936%	Fecal		CFU/100 mL	200	283.2	86400	-	42,777.9
5439000	6/19/2013	59.9	59.9	0.1459	8.74	3810	32.2936%	Fecal		CFU/100 mL	200	283.2	86400	-	42,777.9
5439000	4/28/2016	59.9	59.9	0.1459	8.74	3810	32.2936%	Fecal		CFU/100 mL	200	283.2	86400	-	42,777.9
5439000	3/26/1994	59.8	59.8	0.1459	8.73	3813	32.3190%	Fecal		CFU/100 mL	200	283.2	86400	-	42,706.5
5439000	5/12/2013	59.8	59.8	0.1459	8.73	3813	32.3190%	Fecal		CFU/100 mL	200	283.2	86400	-	42,706.5
5439000	4/21/2016	59.8	59.8	0.1459	8.73	3813	32.3190%	Fecal		CFU/100 mL	200	283.2	86400	-	42,706.5
5439000	1/15/2019	59.8	59.8	0.1459	8.73	3813	32.3190%	Fecal		CFU/100 mL	200	283.2	86400	-	42,706.5
5439000	5/28/2021	59.8	59.8	0.1459	8.73	3813	32.3190%	Fecal		CFU/100 mL	200	283.2	86400	-	42,706.5
5439000	6/2/2003	59.7	59.7	0.1459	8.71	3818	32.3614%	Fecal		CFU/100 mL	200	283.2	86400	-	42,635.1
5439000	6/30/2019	59.7	59.7	0.1459	8.71	3818	32.3614%	Fecal		CFU/100 mL	200	283.2	86400	-	42,635.1
5439000	7/15/2021	59.7	59.7	0.1459	8.71	3818	32.3614%	Fecal		CFU/100 mL	200	283.2	86400	-	42,635.1
5439000	6/19/2008	59.6	59.6	0.1459	8.70	3821	32.3868%	Fecal		CFU/100 mL	200	283.2	86400	-	42,563.7
5439000	12/9/2011	59.6	59.6	0.1459	8.70	3821	32.3868%	Fecal		CFU/100 mL	200	283.2	86400	-	42,563.7
5439000	5/16/2012	59.6	59.6	0.1459	8.70	3821	32.3868%	Fecal		CFU/100 mL	200	283.2	86400	-	42,563.7
5439000	2/1/2017	59.6	59.6	0.1459	8.70	3821	32.3868%	Fecal		CFU/100 mL	200	283.2	86400	-	42,563.7
5439000	6/7/2020	59.6	59.6	0.1459	8.70	3821	32.3868%	Fecal		CFU/100 mL	200	283.2	86400	-	42,563.7
5439000	9/26/2011	59.5	59.5	0.1459	8.68	3826	32.4292%	Fecal		CFU/100 mL	200	283.2	86400	-	42,492.3
5439000	7/1/2019	59.5	59.5	0.1459	8.68	3826	32.4292%	Fecal		CFU/100 mL	200	283.2	86400	-	42,492.3
5439000	6/21/2002	59.4	59.4	0.1459	8.67	3828	32.4462%	Fecal		CFU/100 mL	200	283.2	86400	-	42,420.9
5439000	3/11/2005	59.4	59.4	0.1459	8.67	3828	32.4462%	Fecal		CFU/100 mL	200	283.2	86400	-	42,420.9
5439000	3/14/2006	59.4	59.4	0.1459	8.67	3828	32.4462%	Fecal		CFU/100 mL	200	283.2	86400	-	42,420.9
5439000	5/14/2006	59.4	59.4	0.1459	8.67	3828	32.4462%	Fecal		CFU/100 mL	200	283.2	86400	-	42,420.9
5439000	1/15/2007	59.4	59.4	0.1459	8.67	3828	32.4462%	Fecal		CFU/100 mL	200	283.2	86400	-	42,420.9
5439000	3/26/2014	59.4	59.4	0.1459	8.67	3828	32.4462%	Fecal		CFU/100 mL	200	283.2	86400	-	42,420.9
5439000	12/4/2016	59.4	59.4	0.1459	8.67	3828	32.4462%	Fecal		CFU/100 mL	200	283.2	86400	-	42,420.9
5439000	4/14/2020	59.4	59.4	0.1459	8.67	3828	32.4462%	Fecal		CFU/100 mL	200	283.2	86400	-	42,420.9
5439000	5/27/2006	59.3	59.3	0.1459	8.65	3836	32.5140%	Fecal		CFU/100 mL	200	283.2	86400	-	42,349.5
5439000	6/15/2010	59.3	59.3	0.1459	8.65	3836	32.5140%	Fecal		CFU/100 mL	200	283.2	86400	-	42,349.5
5439000	10/11/2018	59.3	59.3	0.1459	8.65	3836	32.5140%	Fecal		CFU/100 mL	200	283.2	86400	-	42,349.5
5439000	3/5/2020	59.3	59.3	0.1459	8.65	3836	32.5140%	Fecal		CFU/100 mL	200	283.2	86400	-	42,349.5
5439000	4/15/2020	59.3	59.3	0.1459	8.65	3836	32.5140%	Fecal		CFU/100 mL	200	283.2	86400	-	42,349.5
5439000	11/14/2009	59.2	59.2	0.1459	8.64	3841	32.5564%	Fecal		CFU/100 mL	200	283.2	86400	-	42,278.0
5439000	5/14/2013	59.2	59.2	0.1459	8.64	3841	32.5564%	Fecal		CFU/100 mL	200	283.2	86400	-	42,278.0
5439000	6/19/2017	59.2	59.2	0.1459	8.64	3841	32.5564%	Fecal		CFU/100 mL	200	283.2	86400	-	42,278.0
5439000	4/20/2020	59.2	59.2	0.1459	8.64	3841	32.5564%	Fecal		CFU/100 mL	200	283.2	86400	-	42,278.0
5439000	6/11/2020	59.2	59.2	0.1459	8.64	3841	32.5564%	Fecal		CFU/100 mL	200	283.2	86400	-	42,278.0
5439000	1/5/2008	59.1	59.1	0.1459	8.62	3846	32.5987%	Fecal		CFU/100 mL	200	283.2	86400	-	42,206.6
5439000	3/30/2013	59.1	59.1	0.1459	8.62	3846	32.5987%	Fecal		CFU/100 mL	200	283.2	86400	-	42,206.6
5439000	4/24/2019	59.1	59.1	0.1459	8.62	3846	32.5987%	Fecal		CFU/100 mL	200	283.2	86400	-	42,206.6
5439000	4/26/2019	59.1	59.1	0.1459	8.62	3846	32.5987%	Fecal		CFU/100 mL	200	283.2	86400	-	42,206.6
5439000	4/3/1990	59	59	0.1459	8.61	3850	32.6326%	Fecal		CFU/100 mL	200	283.2	86400	-	42,135.2
5439000	4/18/1990	59	59	0.1459	8.61	3850	32.6326%	Fecal		CFU/100 mL	200	283.2	86400	-	42,135.2
5439000	4/24/1990	59	59	0.1459	8.61	3850	32.6326%	Fecal		CFU/100 mL	200	283.2	86400	-	42,135.2
5439000	8/28/1990	59	59	0.1459	8.61	3850	32.6326%	Fecal		CFU/100 mL	200	283.2	86400	-	42,135.2
5439000	2/23/1991	59	59	0.1459	8.61	3850	32.6326%	Fecal		CFU/100 mL	200	283.2	86400	-	42,135.2
5439000	4/28/1992	59	59	0.1459	8.61	3850	32.6326%	Fecal		CFU/100 mL	200	283.2	86400	-	42,135.2
5439000	6/5/1993	59	59	0.1459	8.61	3850	32.6326%	Fecal		CFU/100 mL	200	283.2	86400	-	42,135.2
5439000	5/7/1995	59	59	0.1459	8.61	3850	32.6326%	Fecal		CFU/100 mL	200	283.2	86400	-	42,135.2
5439000	3/30/1997	59	59	0.1459	8.61	3850	32.6326%	Fecal		CFU/100 mL	200	283.2	86400	-	42,135.2
5439000	4/21/1997	59	59	0.1459	8.61	3850	32.6326%	Fecal		CFU/100 mL	200	283.2	86400	-	42,135.2
5439000	5/16/1997	59	59	0.1459	8.61	3850	32.6326%	Fecal		CFU/100 mL	200	283.2	86400	-	42,135.2
5439000	2/10/1998	59	59	0.1459	8.61	3850	32.6326%	Fecal		CFU/100 mL	200	283.2	86400	-	42,135.2
5439000	7/3/1998	59	59	0.1459	8.61	3850	32.6326%	Fecal		CFU/100 mL	200	283.2	86400	-	42,135.2
5439000	2/21/1999	59	59	0.1459	8.61	3850	32.6326%	Fecal		CFU/100 mL	200	283.2	86400	-	42,135.2
5439000	3/4/2000	59	59	0.1459	8.61	3850	32.6326%	Fecal		CFU/100 mL	200	283.2	86400	-	42,135.2
5439000	4/29/2000	59	59	0.1459	8.61	3850	32.6326%	Fecal		CFU/100 mL	200	283.2	86400	-	42,135.2
5439000	6/9/2000	59	59	0.1459	8.61	3850	32.6326%	Fecal		CFU/100 mL	200	283.2	86400	-	42,135.2
5439000	3/9/2001	59	59	0.1459	8.61	3850	32.6326%	Fecal		CFU/100 mL	200	283.2	86400	-	42,135.2
5439000	4/2/2001	59	59	0.1459	8.61	3850	32.6326%	Fecal		CFU/100 mL	200	283.2	86400	-	42,135.2
5439000	5/20/2005	59	59	0.1459	8.61	3850	32.6326%	Fecal		CFU/100 mL	200	283.2	86400	-	42,135.2
5439000	6/13/2006	59	59	0.1459	8.61	3850	32.6326%	Fecal		CFU/100 mL	200	283.2	86400	-	42,135.2

Gage ID	Date	Discharge (CFS)	Gage Discharge (less Surrogate NPDES) (CFS)	Watershed Area Ratio	Calculated flow (CFS)	Rank	Flow Exceedance %	Parameter	Results	Units (mg or micro_gram	Limit/Standard	100mL/CF	sec/day	Actual Load (million colonies/day)	Allowable Load (million colonies/day)
5439000	1/4/2008	59	59	0.1459	8.61	3850	32.6326%	Fecal		CFU/100 mL	200	283.2	86400	-	42,135.2
5439000	6/30/2009	59	59	0.1459	8.61	3850	32.6326%	Fecal		CFU/100 mL	200	283.2	86400	-	42,135.2
5439000	12/31/2010	59	59	0.1459	8.61	3850	32.6326%	Fecal		CFU/100 mL	200	283.2	86400	-	42,135.2
5439000	7/28/2011	59	59	0.1459	8.61	3850	32.6326%	Fecal		CFU/100 mL	200	283.2	86400	-	42,135.2
5439000	7/11/2013	59	59	0.1459	8.61	3850	32.6326%	Fecal		CFU/100 mL	200	283.2	86400	-	42,135.2
5439000	4/16/2016	59	59	0.1459	8.61	3850	32.6326%	Fecal		CFU/100 mL	200	283.2	86400	-	42,135.2
5439000	10/22/2020	59	59	0.1459	8.61	3850	32.6326%	Fecal		CFU/100 mL	200	283.2	86400	-	42,135.2
5439000	4/13/2011	58.9	58.9	0.1459	8.60	3878	32.8700%	Fecal		CFU/100 mL	200	283.2	86400	-	42,063.8
5439000	6/10/2016	58.9	58.9	0.1459	8.60	3878	32.8700%	Fecal		CFU/100 mL	200	283.2	86400	-	42,063.8
5439000	1/24/2020	58.9	58.9	0.1459	8.60	3878	32.8700%	Fecal		CFU/100 mL	200	283.2	86400	-	42,063.8
5439000	2/28/2020	58.9	58.9	0.1459	8.60	3878	32.8700%	Fecal		CFU/100 mL	200	283.2	86400	-	42,063.8
5439000	1/28/2013	58.8	58.8	0.1459	8.58	3882	32.9039%	Fecal		CFU/100 mL	200	283.2	86400	-	41,992.4
5439000	3/10/2017	58.8	58.8	0.1459	8.58	3882	32.9039%	Fecal		CFU/100 mL	200	283.2	86400	-	41,992.4
5439000	1/23/2019	58.8	58.8	0.1459	8.58	3882	32.9039%	Fecal		CFU/100 mL	200	283.2	86400	-	41,992.4
5439000	1/28/2019	58.8	58.8	0.1459	8.58	3882	32.9039%	Fecal		CFU/100 mL	200	283.2	86400	-	41,992.4
5439000	3/21/2002	58.7	58.7	0.1459	8.57	3886	32.9378%	Fecal		CFU/100 mL	200	283.2	86400	-	41,921.0
5439000	1/26/2012	58.7	58.7	0.1459	8.57	3886	32.9378%	Fecal		CFU/100 mL	200	283.2	86400	-	41,921.0
5439000	4/6/2019	58.7	58.7	0.1459	8.57	3886	32.9378%	Fecal		CFU/100 mL	200	283.2	86400	-	41,921.0
5439000	11/26/2020	58.7	58.7	0.1459	8.57	3886	32.9378%	Fecal		CFU/100 mL	200	283.2	86400	-	41,921.0
5439000	5/10/2007	58.6	58.6	0.1459	8.55	3890	32.9717%	Fecal		CFU/100 mL	200	283.2	86400	-	41,849.5
5439000	1/2/2012	58.6	58.6	0.1459	8.55	3890	32.9717%	Fecal		CFU/100 mL	200	283.2	86400	-	41,849.5
5439000	2/4/2017	58.6	58.6	0.1459	8.55	3890	32.9717%	Fecal		CFU/100 mL	200	283.2	86400	-	41,849.5
5439000	4/22/2019	58.6	58.6	0.1459	8.55	3890	32.9717%	Fecal		CFU/100 mL	200	283.2	86400	-	41,849.5
5439000	2/12/2020	58.6	58.6	0.1459	8.55	3890	32.9717%	Fecal		CFU/100 mL	200	283.2	86400	-	41,849.5
5439000	5/14/2021	58.6	58.6	0.1459	8.55	3890	32.9717%	Fecal		CFU/100 mL	200	283.2	86400	-	41,849.5
5439000	12/3/2009	58.5	58.5	0.1459	8.54	3896	33.0225%	Fecal		CFU/100 mL	200	283.2	86400	-	41,778.1
5439000	7/7/2018	58.5	58.5	0.1459	8.54	3896	33.0225%	Fecal		CFU/100 mL	200	283.2	86400	-	41,778.1
5439000	1/30/2019	58.5	58.5	0.1459	8.54	3896	33.0225%	Fecal		CFU/100 mL	200	283.2	86400	-	41,778.1
5439000	7/15/2007	58.4	58.4	0.1459	8.52	3899	33.0480%	Fecal		CFU/100 mL	200	283.2	86400	-	41,706.7
5439000	2/10/2017	58.4	58.4	0.1459	8.52	3899	33.0480%	Fecal		CFU/100 mL	200	283.2	86400	-	41,706.7
5439000	2/27/2022	58.4	58.4	0.1459	8.52	3899	33.0480%	Fecal		CFU/100 mL	200	283.2	86400	-	41,706.7
5439000	3/5/2002	58.3	58.3	0.1459	8.51	3902	33.0734%	Fecal		CFU/100 mL	200	283.2	86400	-	41,635.3
5439000	6/23/2017	58.3	58.3	0.1459	8.51	3902	33.0734%	Fecal		CFU/100 mL	200	283.2	86400	-	41,635.3
5439000	8/2/2017	58.3	58.3	0.1459	8.51	3902	33.0734%	Fecal		CFU/100 mL	200	283.2	86400	-	41,635.3
5439000	11/3/2008	58.2	58.2	0.1459	8.49	3905	33.0988%	Fecal		CFU/100 mL	200	283.2	86400	-	41,563.9
5439000	11/7/2008	58.2	58.2	0.1459	8.49	3905	33.0988%	Fecal		CFU/100 mL	200	283.2	86400	-	41,563.9
5439000	2/20/2016	58.2	58.2	0.1459	8.49	3905	33.0988%	Fecal		CFU/100 mL	200	283.2	86400	-	41,563.9
5439000	4/25/2019	58.2	58.2	0.1459	8.49	3905	33.0988%	Fecal		CFU/100 mL	200	283.2	86400	-	41,563.9
5439000	1/9/2007	58.1	58.1	0.1459	8.48	3909	33.1327%	Fecal		CFU/100 mL	200	283.2	86400	-	41,492.5
5439000	5/31/2007	58.1	58.1	0.1459	8.48	3909	33.1327%	Fecal		CFU/100 mL	200	283.2	86400	-	41,492.5
5439000	1/10/2009	58.1	58.1	0.1459	8.48	3909	33.1327%	Fecal		CFU/100 mL	200	283.2	86400	-	41,492.5
5439000	5/28/2010	58.1	58.1	0.1459	8.48	3909	33.1327%	Fecal		CFU/100 mL	200	283.2	86400	-	41,492.5
5439000	2/14/1990	58	58	0.1459	8.46	3913	33.1666%	Fecal		CFU/100 mL	200	283.2	86400	-	41,421.1
5439000	2/14/1991	58	58	0.1459	8.46	3913	33.1666%	Fecal		CFU/100 mL	200	283.2	86400	-	41,421.1
5439000	3/28/1992	58	58	0.1459	8.46	3913	33.1666%	Fecal		CFU/100 mL	200	283.2	86400	-	41,421.1
5439000	9/22/1993	58	58	0.1459	8.46	3913	33.1666%	Fecal		CFU/100 mL	200	283.2	86400	-	41,421.1
5439000	11/4/1994	58	58	0.1459	8.46	3913	33.1666%	Fecal		CFU/100 mL	200	283.2	86400	-	41,421.1
5439000	12/12/1994	58	58	0.1459	8.46	3913	33.1666%	Fecal		CFU/100 mL	200	283.2	86400	-	41,421.1
5439000	2/22/1995	58	58	0.1459	8.46	3913	33.1666%	Fecal		CFU/100 mL	200	283.2	86400	-	41,421.1
5439000	7/3/1996	58	58	0.1459	8.46	3913	33.1666%	Fecal		CFU/100 mL	200	283.2	86400	-	41,421.1
5439000	4/6/1997	58	58	0.1459	8.46	3913	33.1666%	Fecal		CFU/100 mL	200	283.2	86400	-	41,421.1
5439000	6/25/1998	58	58	0.1459	8.46	3913	33.1666%	Fecal		CFU/100 mL	200	283.2	86400	-	41,421.1
5439000	6/28/1999	58	58	0.1459	8.46	3913	33.1666%	Fecal		CFU/100 mL	200	283.2	86400	-	41,421.1
5439000	3/10/2001	58	58	0.1459	8.46	3913	33.1666%	Fecal		CFU/100 mL	200	283.2	86400	-	41,421.1
5439000	5/27/2003	58	58	0.1459	8.46	3913	33.1666%	Fecal		CFU/100 mL	200	283.2	86400	-	41,421.1
5439000	12/29/2007	58	58	0.1459	8.46	3913	33.1666%	Fecal		CFU/100 mL	200	283.2	86400	-	41,421.1
5439000	1/25/2018	58	58	0.1459	8.46	3913	33.1666%	Fecal		CFU/100 mL	200	283.2	86400	-	41,421.1
5439000	4/3/2021	58	58	0.1459	8.46	3913	33.1666%	Fecal		CFU/100 mL	200	283.2	86400	-	41,421.1
5439000	4/20/2007	57.9	57.9	0.1459	8.45	3929	33.3023%	Fecal		CFU/100 mL	200	283.2	86400	-	41,349.6
5439000	1/10/2010	57.9	57.9	0.1459	8.45	3929	33.3023%	Fecal		CFU/100 mL	200	283.2	86400	-	41,349.6
5439000	4/21/2020	57.9	57.9	0.1459	8.45	3929	33.3023%	Fecal		CFU/100 mL	200	283.2	86400	-	41,349.6
5439000	6/8/2020	57.9	57.9	0.1459	8.45	3929	33.3023%	Fecal		CFU/100 mL	200	283.2	86400	-	41,349.6
5439000	3/3/2004	57.8	57.8	0.1459	8.43	3933	33.3362%	Fecal		CFU/100 mL	200	283.2	86400	-	41,278.2
5439000	5/9/2007	57.8	57.8	0.1459	8.43	3933	33.3362%	Fecal		CFU/100 mL	200	283.2	86400	-	41,278.2
5439000	6/6/2013	57.8	57.8	0.1459	8.43	3933	33.3362%	Fecal		CFU/100 mL	200	283.2	86400	-	41,278.2
5439000	5/8/2018	57.8	57.8	0.1459	8.43	3933	33.3362%	Fecal		CFU/100 mL	200	283.2	86400	-	41,278.2
5439000	1/16/2019	57.8	57.8	0.1459	8.43	3933	33.3362%	Fecal		CFU/100 mL	200	283.2	86400	-	41,278.2
5439000	9/5/2019	57.8	57.8	0.1459	8.43	3933	33.3362%	Fecal		CFU/100 mL	200	283.2	86400	-	41,278.2
5439000	5/12/2006	57.7	57.7	0.1459	8.42	3939	33.3870%	Fecal		CFU/100 mL	200	283.2	86400	-	41,206.8
5439000	4/1/2011	57.7	57.7	0.1459	8.42	3939	33.3870%	Fecal		CFU/100 mL	200	283.2	86400	-	41,206.8
5439000	4/1/2013	57.7	57.7	0.1459	8.42	3939	33.3870%	Fecal		CFU/100 mL	200	283.2	86400	-	41,206.8
5439000	11/25/2017	57.7	57.7	0.1459	8.42	3939	33.3870%	Fecal		CFU/100 mL	200	283.2	86400	-	41,206.8
5439000	5/29/2018	57.7	57.7	0.1459	8.42	3939	33.3870%	Fecal		CFU/100 mL	200	283.2	86400	-	41,206.8
5439000	6/24/2021	57.7	57.7	0.1459	8.42	3939	33.3870%	Fecal		CFU/100 mL	200	283.2	86400	-	41,206.8
5439000	3/12/2004	57.6	57.6	0.1459	8.41	3945	33.4379%	Fecal		CFU/100 mL	200	283.2	86400	-	41,135.4
5439000	4/29/2004	57.6	57.6	0.1459	8.41	3945	33.4379%	Fecal		CFU/100 mL	200	283.2	86400	-	41,135.4
5439000	7/22/2015	57.6	57.6	0.1459	8.41	3945	33.4379%	Fecal		CFU/100 mL	200	283.2	86400	-	41,135.4
5439000	6/6/2017	57.6	57.6	0.1459	8.41	3945	33.4379%	Fecal		CFU/100 mL	200	283.2	86400	-	41,135.4
5439000	6/16/2017	57.6	57.6	0.1459	8.41	3945	33.4379%	Fecal		CFU/100 mL	200	283.2	86400	-	41,135.4
5439000	10/22/2017	57.6	57.6	0.1459	8.41	3945	33.4379%	Fecal		CFU/100 mL	200	283.2	86400	-	41,135.4
5439000	12/14/2018	57.5	57.5	0.1459	8.39	3951	33.4887%	Fecal		CFU/100 mL	200	283.2	86400	-	41,064.0
5439000	10/15/2008	57.4	57.4	0.1459	8.38	3952	33.4972%	Fecal		CFU/100 mL	200	283.2	86400	-	40,992.6
5439000	3/9/2016	57.4	57.4	0.1459	8.38	3952	33.4972%	Fecal		CFU/100 mL	200	283.2	86400	-	40,992.6
5439000	11/4/2016	57.4	57.4	0.1459	8.38	3952	33.4972%	Fecal		CFU/100 mL	200	283.2	86400	-	40,992.6
5439000	7/23/2019	57.4	57.4	0.1459	8.38	3952	33.4972%	Fecal		CFU/100 mL	200	283.2	86400	-	40,992.6
5439000	3/22/2022	57.4	57.4	0.1459	8.38	3952	33.4972%	Fecal		CFU/100 mL	200	283.2	86400	-	40,992.6
5439000	12/6/1993	57.3	57.3	0.1459	8.36	3957	33.5396%	Fecal		CFU/100 mL	200	283.2	86400	-	40,921.1
5439000	3/12/2016	57.3	57.3	0.1459	8.36	3957	33.5396%	Fecal		CFU/100 mL	200	283.2	86400	-	40,921.1
5439000	7/17/2008	57.2	57.2	0.1459	8.35	3959	33.5565%	Fecal		CFU/100 mL	200	283.2	86400	-	40,849.7
5439000	4/11/2019	57.2	57.2	0.1459	8.35	3959	33.5565%	Fecal		CFU/100 mL	200	283.2	86400	-	40,849.7

Gage ID	Date	Discharge (CFS)	Gage Discharge (less Surrogate NPDES) (CFS)	Watershed Area Ratio	Calculated flow (CFS)	Rank	Flow Exceedance %	Parameter	Results	Units (mg or micro_gram	Limit/Standard	100mL/CF	sec/day	Actual Load (million colonies/day)	Allowable Load (million colonies/day)
5439000	10/17/2014	57.1	57.1	0.1459	8.33	3961	33.5735%	Fecal		CFU/100 mL	200	283.2	86400	-	40,778.3
5439000	1/22/2019	57.1	57.1	0.1459	8.33	3961	33.5735%	Fecal		CFU/100 mL	200	283.2	86400	-	40,778.3
5439000	4/9/2019	57.1	57.1	0.1459	8.33	3961	33.5735%	Fecal		CFU/100 mL	200	283.2	86400	-	40,778.3
5439000	4/5/1990	57	57	0.1459	8.32	3964	33.5989%	Fecal		CFU/100 mL	200	283.2	86400	-	40,706.9
5439000	4/10/1990	57	57	0.1459	8.32	3964	33.5989%	Fecal		CFU/100 mL	200	283.2	86400	-	40,706.9
5439000	4/19/1990	57	57	0.1459	8.32	3964	33.5989%	Fecal		CFU/100 mL	200	283.2	86400	-	40,706.9
5439000	1/11/1992	57	57	0.1459	8.32	3964	33.5989%	Fecal		CFU/100 mL	200	283.2	86400	-	40,706.9
5439000	3/19/1993	57	57	0.1459	8.32	3964	33.5989%	Fecal		CFU/100 mL	200	283.2	86400	-	40,706.9
5439000	5/19/1993	57	57	0.1459	8.32	3964	33.5989%	Fecal		CFU/100 mL	200	283.2	86400	-	40,706.9
5439000	5/20/1993	57	57	0.1459	8.32	3964	33.5989%	Fecal		CFU/100 mL	200	283.2	86400	-	40,706.9
5439000	7/9/1993	57	57	0.1459	8.32	3964	33.5989%	Fecal		CFU/100 mL	200	283.2	86400	-	40,706.9
5439000	1/27/1995	57	57	0.1459	8.32	3964	33.5989%	Fecal		CFU/100 mL	200	283.2	86400	-	40,706.9
5439000	6/19/1995	57	57	0.1459	8.32	3964	33.5989%	Fecal		CFU/100 mL	200	283.2	86400	-	40,706.9
5439000	8/23/1996	57	57	0.1459	8.32	3964	33.5989%	Fecal		CFU/100 mL	200	283.2	86400	-	40,706.9
5439000	4/12/1997	57	57	0.1459	8.32	3964	33.5989%	Fecal		CFU/100 mL	200	283.2	86400	-	40,706.9
5439000	5/17/1997	57	57	0.1459	8.32	3964	33.5989%	Fecal		CFU/100 mL	200	283.2	86400	-	40,706.9
5439000	3/26/1999	57	57	0.1459	8.32	3964	33.5989%	Fecal		CFU/100 mL	200	283.2	86400	-	40,706.9
5439000	4/3/2001	57	57	0.1459	8.32	3964	33.5989%	Fecal		CFU/100 mL	200	283.2	86400	-	40,706.9
5439000	4/24/2001	57	57	0.1459	8.32	3964	33.5989%	Fecal		CFU/100 mL	200	283.2	86400	-	40,706.9
5439000	5/26/2007	57	57	0.1459	8.32	3964	33.5989%	Fecal		CFU/100 mL	200	283.2	86400	-	40,706.9
5439000	6/1/2007	57	57	0.1459	8.32	3964	33.5989%	Fecal		CFU/100 mL	200	283.2	86400	-	40,706.9
5439000	12/30/2016	57	57	0.1459	8.32	3964	33.5989%	Fecal		CFU/100 mL	200	283.2	86400	-	40,706.9
5439000	12/9/2009	56.9	56.9	0.1459	8.30	3983	33.7600%	Fecal		CFU/100 mL	200	283.2	86400	-	40,635.5
5439000	6/4/2013	56.9	56.9	0.1459	8.30	3983	33.7600%	Fecal		CFU/100 mL	200	283.2	86400	-	40,635.5
5439000	2/25/2005	56.8	56.8	0.1459	8.29	3985	33.7769%	Fecal		CFU/100 mL	200	283.2	86400	-	40,564.1
5439000	2/8/2012	56.8	56.8	0.1459	8.29	3985	33.7769%	Fecal		CFU/100 mL	200	283.2	86400	-	40,564.1
5439000	5/15/2021	56.8	56.8	0.1459	8.29	3985	33.7769%	Fecal		CFU/100 mL	200	283.2	86400	-	40,564.1
5439000	4/15/2011	56.7	56.7	0.1459	8.27	3988	33.8023%	Fecal		CFU/100 mL	200	283.2	86400	-	40,492.6
5439000	5/13/2013	56.7	56.7	0.1459	8.27	3988	33.8023%	Fecal		CFU/100 mL	200	283.2	86400	-	40,492.6
5439000	2/14/2020	56.7	56.7	0.1459	8.27	3988	33.8023%	Fecal		CFU/100 mL	200	283.2	86400	-	40,492.6
5439000	2/28/2002	56.6	56.6	0.1459	8.26	3991	33.8278%	Fecal		CFU/100 mL	200	283.2	86400	-	40,421.2
5439000	2/26/2004	56.6	56.6	0.1459	8.26	3991	33.8278%	Fecal		CFU/100 mL	200	283.2	86400	-	40,421.2
5439000	5/21/2008	56.6	56.6	0.1459	8.26	3991	33.8278%	Fecal		CFU/100 mL	200	283.2	86400	-	40,421.2
5439000	3/4/2010	56.6	56.6	0.1459	8.26	3991	33.8278%	Fecal		CFU/100 mL	200	283.2	86400	-	40,421.2
5439000	4/19/2010	56.6	56.6	0.1459	8.26	3991	33.8278%	Fecal		CFU/100 mL	200	283.2	86400	-	40,421.2
5439000	5/10/2010	56.6	56.6	0.1459	8.26	3991	33.8278%	Fecal		CFU/100 mL	200	283.2	86400	-	40,421.2
5439000	11/29/2011	56.6	56.6	0.1459	8.26	3991	33.8278%	Fecal		CFU/100 mL	200	283.2	86400	-	40,421.2
5439000	3/20/2012	56.6	56.6	0.1459	8.26	3991	33.8278%	Fecal		CFU/100 mL	200	283.2	86400	-	40,421.2
5439000	12/5/2016	56.6	56.6	0.1459	8.26	3991	33.8278%	Fecal		CFU/100 mL	200	283.2	86400	-	40,421.2
5439000	3/13/2018	56.6	56.6	0.1459	8.26	3991	33.8278%	Fecal		CFU/100 mL	200	283.2	86400	-	40,421.2
5439000	4/17/2021	56.6	56.6	0.1459	8.26	3991	33.8278%	Fecal		CFU/100 mL	200	283.2	86400	-	40,421.2
5439000	12/13/2019	56.5	56.5	0.1459	8.25	4002	33.9210%	Fecal		CFU/100 mL	200	283.2	86400	-	40,349.8
5439000	1/24/2016	56.4	56.4	0.1459	8.23	4003	33.9295%	Fecal		CFU/100 mL	200	283.2	86400	-	40,278.4
5439000	5/29/2021	56.4	56.4	0.1459	8.23	4003	33.9295%	Fecal		CFU/100 mL	200	283.2	86400	-	40,278.4
5439000	10/12/2008	56.3	56.3	0.1459	8.22	4005	33.9464%	Fecal		CFU/100 mL	200	283.2	86400	-	40,207.0
5439000	3/27/2014	56.3	56.3	0.1459	8.22	4005	33.9464%	Fecal		CFU/100 mL	200	283.2	86400	-	40,207.0
5439000	6/16/2014	56.3	56.3	0.1459	8.22	4005	33.9464%	Fecal		CFU/100 mL	200	283.2	86400	-	40,207.0
5439000	1/23/2020	56.3	56.3	0.1459	8.22	4005	33.9464%	Fecal		CFU/100 mL	200	283.2	86400	-	40,207.0
5439000	11/20/2008	56.2	56.2	0.1459	8.20	4009	33.9803%	Fecal		CFU/100 mL	200	283.2	86400	-	40,135.6
5439000	2/28/2017	56.2	56.2	0.1459	8.20	4009	33.9803%	Fecal		CFU/100 mL	200	283.2	86400	-	40,135.6
5439000	12/11/2019	56.2	56.2	0.1459	8.20	4009	33.9803%	Fecal		CFU/100 mL	200	283.2	86400	-	40,135.6
5439000	6/25/2004	56.1	56.1	0.1459	8.19	4012	34.0058%	Fecal		CFU/100 mL	200	283.2	86400	-	40,064.2
5439000	3/2/2005	56.1	56.1	0.1459	8.19	4012	34.0058%	Fecal		CFU/100 mL	200	283.2	86400	-	40,064.2
5439000	7/8/2021	56.1	56.1	0.1459	8.19	4012	34.0058%	Fecal		CFU/100 mL	200	283.2	86400	-	40,064.2
5439000	5/12/1991	56	56	0.1459	8.17	4015	34.0312%	Fecal		CFU/100 mL	200	283.2	86400	-	39,992.7
5439000	12/20/1991	56	56	0.1459	8.17	4015	34.0312%	Fecal		CFU/100 mL	200	283.2	86400	-	39,992.7
5439000	1/12/1992	56	56	0.1459	8.17	4015	34.0312%	Fecal		CFU/100 mL	200	283.2	86400	-	39,992.7
5439000	1/20/1992	56	56	0.1459	8.17	4015	34.0312%	Fecal		CFU/100 mL	200	283.2	86400	-	39,992.7
5439000	3/4/1992	56	56	0.1459	8.17	4015	34.0312%	Fecal		CFU/100 mL	200	283.2	86400	-	39,992.7
5439000	1/19/1993	56	56	0.1459	8.17	4015	34.0312%	Fecal		CFU/100 mL	200	283.2	86400	-	39,992.7
5439000	1/30/1993	56	56	0.1459	8.17	4015	34.0312%	Fecal		CFU/100 mL	200	283.2	86400	-	39,992.7
5439000	5/24/1993	56	56	0.1459	8.17	4015	34.0312%	Fecal		CFU/100 mL	200	283.2	86400	-	39,992.7
5439000	10/16/1993	56	56	0.1459	8.17	4015	34.0312%	Fecal		CFU/100 mL	200	283.2	86400	-	39,992.7
5439000	12/4/1993	56	56	0.1459	8.17	4015	34.0312%	Fecal		CFU/100 mL	200	283.2	86400	-	39,992.7
5439000	12/31/1993	56	56	0.1459	8.17	4015	34.0312%	Fecal		CFU/100 mL	200	283.2	86400	-	39,992.7
5439000	11/22/1994	56	56	0.1459	8.17	4015	34.0312%	Fecal		CFU/100 mL	200	283.2	86400	-	39,992.7
5439000	1/28/1995	56	56	0.1459	8.17	4015	34.0312%	Fecal		CFU/100 mL	200	283.2	86400	-	39,992.7
5439000	3/22/1995	56	56	0.1459	8.17	4015	34.0312%	Fecal		CFU/100 mL	200	283.2	86400	-	39,992.7
5439000	4/2/1995	56	56	0.1459	8.17	4015	34.0312%	Fecal		CFU/100 mL	200	283.2	86400	-	39,992.7
5439000	2/11/1996	56	56	0.1459	8.17	4015	34.0312%	Fecal		CFU/100 mL	200	283.2	86400	-	39,992.7
5439000	4/5/1997	56	56	0.1459	8.17	4015	34.0312%	Fecal		CFU/100 mL	200	283.2	86400	-	39,992.7
5439000	2/22/1999	56	56	0.1459	8.17	4015	34.0312%	Fecal		CFU/100 mL	200	283.2	86400	-	39,992.7
5439000	3/7/1999	56	56	0.1459	8.17	4015	34.0312%	Fecal		CFU/100 mL	200	283.2	86400	-	39,992.7
5439000	5/9/2000	56	56	0.1459	8.17	4015	34.0312%	Fecal		CFU/100 mL	200	283.2	86400	-	39,992.7
5439000	11/12/2000	56	56	0.1459	8.17	4015	34.0312%	Fecal		CFU/100 mL	200	283.2	86400	-	39,992.7
5439000	2/4/2001	56	56	0.1459	8.17	4015	34.0312%	Fecal		CFU/100 mL	200	283.2	86400	-	39,992.7
5439000	6/22/2002	56	56	0.1459	8.17	4015	34.0312%	Fecal		CFU/100 mL	200	283.2	86400	-	39,992.7
5439000	7/9/2003	56	56	0.1459	8.17	4015	34.0312%	Fecal		CFU/100 mL	200	283.2	86400	-	39,992.7
5439000	4/1/2010	56	56	0.1459	8.17	4015	34.0312%	Fecal		CFU/100 mL	200	283.2	86400	-	39,992.7
5439000	4/17/2016	56	56	0.1459	8.17	4015	34.0312%	Fecal		CFU/100 mL	200	283.2	86400	-	39,992.7
5439000	11/2/2016	56	56	0.1459	8.17	4015	34.0312%	Fecal		CFU/100 mL	200	283.2	86400	-	39,992.7
5439000	5/10/2018	56	56	0.1459	8.17	4015	34.0312%	Fecal		CFU/100 mL	200	283.2	86400	-	39,992.7
5439000	5/29/2007	55.9	55.9	0.1459	8.16	4043	34.2685%	Fecal		CFU/100 mL	200	283.2	86400	-	39,921.3
5439000	4/27/2008	55.9	55.9	0.1459	8.16	4043	34.2685%	Fecal		CFU/100 mL	200	283.2	86400	-	39,921.3
5439000	3/10/2014	55.9	55.9	0.1459	8.16	4043	34.2685%	Fecal		CFU/100 mL	200	283.2	86400	-	39,921.3
5439000	2/13/2020	55.8	55.8	0.1459	8.14	4046	34.2939%	Fecal		CFU/100 mL	200	283.2	86400	-	39,849.9
5439000	4/21/2007	55.7	55.7	0.1459	8.13	4047	34.3024%	Fecal		CFU/100 mL	200	283.2	86400	-	39,778.5
5439000	5/28/2003	55.6	55.6	0.1459	8.11	4048	34.3109%	Fecal		CFU/100 mL	200	283.2	86400	-	39,707.1
5439000	5/20/2006	55.6	55.6	0.1459	8.11	4048	34.3109%	Fecal		CFU/100 mL	200	283.2	86400	-	39,707.1
5439000	1/11/2010	55.6	55.6	0.1459	8.11	4048	34.3109%	Fecal		CFU/100 mL	200	283.2	86400	-	39,707.1

Gage ID	Date	Discharge (CFS)	Gage Discharge (less Surrogate NPDES) (CFS)	Watershed Area Ratio	Calculated flow (CFS)	Rank	Flow Exceedance %	Parameter	Results	Units (mg or micro_gram	Limit/Standard	100mL/CF	sec/day	Actual Load (million colonies/day)	Allowable Load (million colonies/day)
5439000	4/3/2010	55.6	55.6	0.1459	8.11	4048	34.3109%	Fecal		CFU/100 mL	200	283.2	86400	-	39,707.1
5439000	4/10/2021	55.6	55.6	0.1459	8.11	4048	34.3109%	Fecal		CFU/100 mL	200	283.2	86400	-	39,707.1
5439000	9/13/2007	55.5	55.5	0.1459	8.10	4053	34.3533%	Fecal		CFU/100 mL	200	283.2	86400	-	39,635.7
5439000	10/7/2008	55.5	55.5	0.1459	8.10	4053	34.3533%	Fecal		CFU/100 mL	200	283.2	86400	-	39,635.7
5439000	12/15/2018	55.5	55.5	0.1459	8.10	4053	34.3533%	Fecal		CFU/100 mL	200	283.2	86400	-	39,635.7
5439000	6/11/2016	55.4	55.4	0.1459	8.08	4056	34.3787%	Fecal		CFU/100 mL	200	283.2	86400	-	39,564.2
5439000	7/22/2016	55.4	55.4	0.1459	8.08	4056	34.3787%	Fecal		CFU/100 mL	200	283.2	86400	-	39,564.2
5439000	3/6/2020	55.4	55.4	0.1459	8.08	4056	34.3787%	Fecal		CFU/100 mL	200	283.2	86400	-	39,564.2
5439000	6/7/2017	55.3	55.3	0.1459	8.07	4059	34.4041%	Fecal		CFU/100 mL	200	283.2	86400	-	39,492.8
5439000	7/19/2014	55.2	55.2	0.1459	8.06	4060	34.4126%	Fecal		CFU/100 mL	200	283.2	86400	-	39,421.4
5439000	4/16/2020	55.2	55.2	0.1459	8.06	4060	34.4126%	Fecal		CFU/100 mL	200	283.2	86400	-	39,421.4
5439000	4/30/2004	55.1	55.1	0.1459	8.04	4062	34.4296%	Fecal		CFU/100 mL	200	283.2	86400	-	39,350.0
5439000	2/17/1990	55	55	0.1459	8.03	4063	34.4380%	Fecal		CFU/100 mL	200	283.2	86400	-	39,278.6
5439000	4/25/1990	55	55	0.1459	8.03	4063	34.4380%	Fecal		CFU/100 mL	200	283.2	86400	-	39,278.6
5439000	6/28/1990	55	55	0.1459	8.03	4063	34.4380%	Fecal		CFU/100 mL	200	283.2	86400	-	39,278.6
5439000	3/5/1992	55	55	0.1459	8.03	4063	34.4380%	Fecal		CFU/100 mL	200	283.2	86400	-	39,278.6
5439000	10/6/1993	55	55	0.1459	8.03	4063	34.4380%	Fecal		CFU/100 mL	200	283.2	86400	-	39,278.6
5439000	10/13/1993	55	55	0.1459	8.03	4063	34.4380%	Fecal		CFU/100 mL	200	283.2	86400	-	39,278.6
5439000	2/17/1994	55	55	0.1459	8.03	4063	34.4380%	Fecal		CFU/100 mL	200	283.2	86400	-	39,278.6
5439000	12/4/1994	55	55	0.1459	8.03	4063	34.4380%	Fecal		CFU/100 mL	200	283.2	86400	-	39,278.6
5439000	12/5/1994	55	55	0.1459	8.03	4063	34.4380%	Fecal		CFU/100 mL	200	283.2	86400	-	39,278.6
5439000	12/7/1994	55	55	0.1459	8.03	4063	34.4380%	Fecal		CFU/100 mL	200	283.2	86400	-	39,278.6
5439000	12/18/1994	55	55	0.1459	8.03	4063	34.4380%	Fecal		CFU/100 mL	200	283.2	86400	-	39,278.6
5439000	12/19/1994	55	55	0.1459	8.03	4063	34.4380%	Fecal		CFU/100 mL	200	283.2	86400	-	39,278.6
5439000	12/20/1994	55	55	0.1459	8.03	4063	34.4380%	Fecal		CFU/100 mL	200	283.2	86400	-	39,278.6
5439000	1/9/1995	55	55	0.1459	8.03	4063	34.4380%	Fecal		CFU/100 mL	200	283.2	86400	-	39,278.6
5439000	1/29/1995	55	55	0.1459	8.03	4063	34.4380%	Fecal		CFU/100 mL	200	283.2	86400	-	39,278.6
5439000	6/20/1995	55	55	0.1459	8.03	4063	34.4380%	Fecal		CFU/100 mL	200	283.2	86400	-	39,278.6
5439000	7/6/1995	55	55	0.1459	8.03	4063	34.4380%	Fecal		CFU/100 mL	200	283.2	86400	-	39,278.6
5439000	11/22/1995	55	55	0.1459	8.03	4063	34.4380%	Fecal		CFU/100 mL	200	283.2	86400	-	39,278.6
5439000	3/19/1997	55	55	0.1459	8.03	4063	34.4380%	Fecal		CFU/100 mL	200	283.2	86400	-	39,278.6
5439000	5/30/1997	55	55	0.1459	8.03	4063	34.4380%	Fecal		CFU/100 mL	200	283.2	86400	-	39,278.6
5439000	2/4/1998	55	55	0.1459	8.03	4063	34.4380%	Fecal		CFU/100 mL	200	283.2	86400	-	39,278.6
5439000	12/14/1998	55	55	0.1459	8.03	4063	34.4380%	Fecal		CFU/100 mL	200	283.2	86400	-	39,278.6
5439000	2/23/1999	55	55	0.1459	8.03	4063	34.4380%	Fecal		CFU/100 mL	200	283.2	86400	-	39,278.6
5439000	3/27/1999	55	55	0.1459	8.03	4063	34.4380%	Fecal		CFU/100 mL	200	283.2	86400	-	39,278.6
5439000	5/17/2000	55	55	0.1459	8.03	4063	34.4380%	Fecal		CFU/100 mL	200	283.2	86400	-	39,278.6
5439000	7/16/2000	55	55	0.1459	8.03	4063	34.4380%	Fecal		CFU/100 mL	200	283.2	86400	-	39,278.6
5439000	2/20/2013	55	55	0.1459	8.03	4063	34.4380%	Fecal		CFU/100 mL	200	283.2	86400	-	39,278.6
5439000	4/18/2016	55	55	0.1459	8.03	4063	34.4380%	Fecal		CFU/100 mL	200	283.2	86400	-	39,278.6
5439000	6/28/2016	55	55	0.1459	8.03	4063	34.4380%	Fecal		CFU/100 mL	200	283.2	86400	-	39,278.6
5439000	6/2/2018	55	55	0.1459	8.03	4063	34.4380%	Fecal		CFU/100 mL	200	283.2	86400	-	39,278.6
5439000	4/14/2011	54.9	54.9	0.1459	8.01	4093	34.6923%	Fecal		CFU/100 mL	200	283.2	86400	-	39,207.2
5439000	4/18/2015	54.9	54.9	0.1459	8.01	4093	34.6923%	Fecal		CFU/100 mL	200	283.2	86400	-	39,207.2
5439000	11/29/2018	54.9	54.9	0.1459	8.01	4093	34.6923%	Fecal		CFU/100 mL	200	283.2	86400	-	39,207.2
5439000	3/1/2020	54.9	54.9	0.1459	8.01	4093	34.6923%	Fecal		CFU/100 mL	200	283.2	86400	-	39,207.2
5439000	10/4/2008	54.8	54.8	0.1459	8.00	4097	34.7262%	Fecal		CFU/100 mL	200	283.2	86400	-	39,135.8
5439000	12/10/2011	54.8	54.8	0.1459	8.00	4097	34.7262%	Fecal		CFU/100 mL	200	283.2	86400	-	39,135.8
5439000	12/14/2019	54.8	54.8	0.1459	8.00	4097	34.7262%	Fecal		CFU/100 mL	200	283.2	86400	-	39,135.8
5439000	4/20/2010	54.7	54.7	0.1459	7.98	4100	34.7517%	Fecal		CFU/100 mL	200	283.2	86400	-	39,064.3
5439000	2/5/2017	54.7	54.7	0.1459	7.98	4100	34.7517%	Fecal		CFU/100 mL	200	283.2	86400	-	39,064.3
5439000	4/22/2020	54.7	54.7	0.1459	7.98	4100	34.7517%	Fecal		CFU/100 mL	200	283.2	86400	-	39,064.3
5439000	7/4/1994	54.6	54.6	0.1459	7.97	4103	34.7771%	Fecal		CFU/100 mL	200	283.2	86400	-	38,992.9
5439000	5/29/2006	54.6	54.6	0.1459	7.97	4103	34.7771%	Fecal		CFU/100 mL	200	283.2	86400	-	38,992.9
5439000	6/28/2011	54.6	54.6	0.1459	7.97	4103	34.7771%	Fecal		CFU/100 mL	200	283.2	86400	-	38,992.9
5439000	4/19/2015	54.6	54.6	0.1459	7.97	4103	34.7771%	Fecal		CFU/100 mL	200	283.2	86400	-	38,992.9
5439000	7/14/2018	54.6	54.6	0.1459	7.97	4103	34.7771%	Fecal		CFU/100 mL	200	283.2	86400	-	38,992.9
5439000	12/12/2019	54.6	54.6	0.1459	7.97	4103	34.7771%	Fecal		CFU/100 mL	200	283.2	86400	-	38,992.9
5439000	2/2/2020	54.6	54.6	0.1459	7.97	4103	34.7771%	Fecal		CFU/100 mL	200	283.2	86400	-	38,992.9
5439000	3/30/1994	54.5	54.5	0.1459	7.95	4110	34.8364%	Fecal		CFU/100 mL	200	283.2	86400	-	38,921.5
5439000	2/19/2002	54.5	54.5	0.1459	7.95	4110	34.8364%	Fecal		CFU/100 mL	200	283.2	86400	-	38,921.5
5439000	3/4/2005	54.5	54.5	0.1459	7.95	4110	34.8364%	Fecal		CFU/100 mL	200	283.2	86400	-	38,921.5
5439000	4/10/2019	54.5	54.5	0.1459	7.95	4110	34.8364%	Fecal		CFU/100 mL	200	283.2	86400	-	38,921.5
5439000	7/8/2019	54.5	54.5	0.1459	7.95	4110	34.8364%	Fecal		CFU/100 mL	200	283.2	86400	-	38,921.5
5439000	4/23/2020	54.5	54.5	0.1459	7.95	4110	34.8364%	Fecal		CFU/100 mL	200	283.2	86400	-	38,921.5
5439000	4/6/2021	54.5	54.5	0.1459	7.95	4110	34.8364%	Fecal		CFU/100 mL	200	283.2	86400	-	38,921.5
5439000	1/19/2007	54.4	54.4	0.1459	7.94	4117	34.8957%	Fecal		CFU/100 mL	200	283.2	86400	-	38,850.1
5439000	4/19/2016	54.4	54.4	0.1459	7.94	4117	34.8957%	Fecal		CFU/100 mL	200	283.2	86400	-	38,850.1
5439000	10/31/2017	54.4	54.4	0.1459	7.94	4117	34.8957%	Fecal		CFU/100 mL	200	283.2	86400	-	38,850.1
5439000	2/18/2019	54.4	54.4	0.1459	7.94	4117	34.8957%	Fecal		CFU/100 mL	200	283.2	86400	-	38,850.1
5439000	7/3/2010	54.3	54.3	0.1459	7.92	4121	34.9296%	Fecal		CFU/100 mL	200	283.2	86400	-	38,778.7
5439000	11/7/2017	54.3	54.3	0.1459	7.92	4121	34.9296%	Fecal		CFU/100 mL	200	283.2	86400	-	38,778.7
5439000	6/20/2013	54.2	54.2	0.1459	7.91	4123	34.9466%	Fecal		CFU/100 mL	200	283.2	86400	-	38,707.3
5439000	4/1/2014	54.2	54.2	0.1459	7.91	4123	34.9466%	Fecal		CFU/100 mL	200	283.2	86400	-	38,707.3
5439000	5/18/2014	54.2	54.2	0.1459	7.91	4123	34.9466%	Fecal		CFU/100 mL	200	283.2	86400	-	38,707.3
5439000	4/12/2019	54.2	54.2	0.1459	7.91	4123	34.9466%	Fecal		CFU/100 mL	200	283.2	86400	-	38,707.3
5439000	7/23/2008	54.1	54.1	0.1459	7.90	4127	34.9805%	Fecal		CFU/100 mL	200	283.2	86400	-	38,635.8
5439000	1/18/2012	54.1	54.1	0.1459	7.90	4127	34.9805%	Fecal		CFU/100 mL	200	283.2	86400	-	38,635.8
5439000	3/30/2014	54.1	54.1	0.1459	7.90	4127	34.9805%	Fecal		CFU/100 mL	200	283.2	86400	-	38,635.8
5439000	3/14/2018	54.1	54.1	0.1459	7.90	4127	34.9805%	Fecal		CFU/100 mL	200	283.2	86400	-	38,635.8
5439000	4/28/1990	54	54	0.1459	7.88	4131	35.0144%	Fecal		CFU/100 mL	200	283.2	86400	-	38,564.4
5439000	6/4/1990	54	54	0.1459	7.88	4131	35.0144%	Fecal		CFU/100 mL	200	283.2	86400	-	38,564.4
5439000	6/5/1990	54	54	0.1459	7.88	4131	35.0144%	Fecal		CFU/100 mL	200	283.2	86400	-	38,564.4
5439000	6/8/1990	54	54	0.1459	7.88	4131	35.0144%	Fecal		CFU/100 mL	200	283.2	86400	-	38,564.4
5439000	8/25/1990	54	54	0.1459	7.88	4131	35.0144%	Fecal		CFU/100 mL	200	283.2	86400	-	38,564.4
5439000	12/25/1990	54	54	0.1459	7.88	4131	35.0144%	Fecal		CFU/100 mL	200	283.2	86400	-	38,564.4
5439000	1/1/1991	54	54	0.1459	7.88	4131	35.0144%	Fecal		CFU/100 mL	200	283.2	86400	-	38,564.4
5439000	2/15/1991	54	54	0.1459	7.88	4131	35.0144%	Fecal		CFU/100 mL	200	283.2	86400	-	38,564.4
5439000	3/7/1991	54	54	0.1459	7.88	4131	35.0144%	Fecal		CFU/100 mL	200	283.2	86400	-	38,564.4
5439000	5/1/1991	54	54	0.1459	7.88	4131	35.0144%	Fecal		CFU/100 mL	200	283.2	86400	-	38,564.4

Gage ID	Date	Discharge (CFS)	Gage Discharge (less Surrogate NPDES) (CFS)	Watershed Area Ratio	Calculated flow (CFS)	Rank	Flow Exceedance %	Parameter	Results	Units (mg or micro_gram	Limit/Standard	100mL/CF	sec/day	Actual Load (million colonies/day)	Allowable Load (million colonies/day)
5439000	1/13/1992	54	54	0.1459	7.88	4131	35.0144%	Fecal		CFU/100 mL	200	283.2	86400	-	38,564.4
5439000	3/18/1992	54	54	0.1459	7.88	4131	35.0144%	Fecal		CFU/100 mL	200	283.2	86400	-	38,564.4
5439000	5/1/1992	54	54	0.1459	7.88	4131	35.0144%	Fecal		CFU/100 mL	200	283.2	86400	-	38,564.4
5439000	12/12/1992	54	54	0.1459	7.88	4131	35.0144%	Fecal		CFU/100 mL	200	283.2	86400	-	38,564.4
5439000	1/17/1993	54	54	0.1459	7.88	4131	35.0144%	Fecal		CFU/100 mL	200	283.2	86400	-	38,564.4
5439000	5/21/1993	54	54	0.1459	7.88	4131	35.0144%	Fecal		CFU/100 mL	200	283.2	86400	-	38,564.4
5439000	5/22/1993	54	54	0.1459	7.88	4131	35.0144%	Fecal		CFU/100 mL	200	283.2	86400	-	38,564.4
5439000	1/30/1995	54	54	0.1459	7.88	4131	35.0144%	Fecal		CFU/100 mL	200	283.2	86400	-	38,564.4
5439000	2/28/1995	54	54	0.1459	7.88	4131	35.0144%	Fecal		CFU/100 mL	200	283.2	86400	-	38,564.4
5439000	6/28/1995	54	54	0.1459	7.88	4131	35.0144%	Fecal		CFU/100 mL	200	283.2	86400	-	38,564.4
5439000	3/31/1997	54	54	0.1459	7.88	4131	35.0144%	Fecal		CFU/100 mL	200	283.2	86400	-	38,564.4
5439000	2/5/1998	54	54	0.1459	7.88	4131	35.0144%	Fecal		CFU/100 mL	200	283.2	86400	-	38,564.4
5439000	6/28/1998	54	54	0.1459	7.88	4131	35.0144%	Fecal		CFU/100 mL	200	283.2	86400	-	38,564.4
5439000	7/11/1998	54	54	0.1459	7.88	4131	35.0144%	Fecal		CFU/100 mL	200	283.2	86400	-	38,564.4
5439000	10/24/1998	54	54	0.1459	7.88	4131	35.0144%	Fecal		CFU/100 mL	200	283.2	86400	-	38,564.4
5439000	3/15/1999	54	54	0.1459	7.88	4131	35.0144%	Fecal		CFU/100 mL	200	283.2	86400	-	38,564.4
5439000	3/28/1999	54	54	0.1459	7.88	4131	35.0144%	Fecal		CFU/100 mL	200	283.2	86400	-	38,564.4
5439000	8/8/2000	54	54	0.1459	7.88	4131	35.0144%	Fecal		CFU/100 mL	200	283.2	86400	-	38,564.4
5439000	4/25/2001	54	54	0.1459	7.88	4131	35.0144%	Fecal		CFU/100 mL	200	283.2	86400	-	38,564.4
5439000	6/22/2001	54	54	0.1459	7.88	4131	35.0144%	Fecal		CFU/100 mL	200	283.2	86400	-	38,564.4
5439000	3/22/2002	54	54	0.1459	7.88	4131	35.0144%	Fecal		CFU/100 mL	200	283.2	86400	-	38,564.4
5439000	1/18/2005	54	54	0.1459	7.88	4131	35.0144%	Fecal		CFU/100 mL	200	283.2	86400	-	38,564.4
5439000	4/4/2006	54	54	0.1459	7.88	4131	35.0144%	Fecal		CFU/100 mL	200	283.2	86400	-	38,564.4
5439000	1/19/2008	54	54	0.1459	7.88	4131	35.0144%	Fecal		CFU/100 mL	200	283.2	86400	-	38,564.4
5439000	7/1/2009	54	54	0.1459	7.88	4131	35.0144%	Fecal		CFU/100 mL	200	283.2	86400	-	38,564.4
5439000	12/16/2009	54	54	0.1459	7.88	4131	35.0144%	Fecal		CFU/100 mL	200	283.2	86400	-	38,564.4
5439000	1/17/2012	54	54	0.1459	7.88	4131	35.0144%	Fecal		CFU/100 mL	200	283.2	86400	-	38,564.4
5439000	6/5/2013	54	54	0.1459	7.88	4131	35.0144%	Fecal		CFU/100 mL	200	283.2	86400	-	38,564.4
5439000	4/19/2014	54	54	0.1459	7.88	4131	35.0144%	Fecal		CFU/100 mL	200	283.2	86400	-	38,564.4
5439000	12/24/1993	53.9	53.9	0.1459	7.87	4170	35.3450%	Fecal		CFU/100 mL	200	283.2	86400	-	38,493.0
5439000	1/5/2012	53.9	53.9	0.1459	7.87	4170	35.3450%	Fecal		CFU/100 mL	200	283.2	86400	-	38,493.0
5439000	6/20/2017	53.9	53.9	0.1459	7.87	4170	35.3450%	Fecal		CFU/100 mL	200	283.2	86400	-	38,493.0
5439000	10/25/1993	53.8	53.8	0.1459	7.85	4173	35.3704%	Fecal		CFU/100 mL	200	283.2	86400	-	38,421.6
5439000	5/5/2006	53.8	53.8	0.1459	7.85	4173	35.3704%	Fecal		CFU/100 mL	200	283.2	86400	-	38,421.6
5439000	6/29/2006	53.8	53.8	0.1459	7.85	4173	35.3704%	Fecal		CFU/100 mL	200	283.2	86400	-	38,421.6
5439000	8/17/2007	53.8	53.8	0.1459	7.85	4173	35.3704%	Fecal		CFU/100 mL	200	283.2	86400	-	38,421.6
5439000	3/11/2017	53.8	53.8	0.1459	7.85	4173	35.3704%	Fecal		CFU/100 mL	200	283.2	86400	-	38,421.6
5439000	1/17/2019	53.8	53.8	0.1459	7.85	4173	35.3704%	Fecal		CFU/100 mL	200	283.2	86400	-	38,421.6
5439000	1/26/2020	53.8	53.8	0.1459	7.85	4173	35.3704%	Fecal		CFU/100 mL	200	283.2	86400	-	38,421.6
5439000	4/8/2021	53.8	53.8	0.1459	7.85	4173	35.3704%	Fecal		CFU/100 mL	200	283.2	86400	-	38,421.6
5439000	1/11/2009	53.7	53.7	0.1459	7.84	4181	35.4382%	Fecal		CFU/100 mL	200	283.2	86400	-	38,350.2
5439000	2/9/2012	53.7	53.7	0.1459	7.84	4181	35.4382%	Fecal		CFU/100 mL	200	283.2	86400	-	38,350.2
5439000	3/27/2013	53.7	53.7	0.1459	7.84	4181	35.4382%	Fecal		CFU/100 mL	200	283.2	86400	-	38,350.2
5439000	4/2/2015	53.7	53.7	0.1459	7.84	4181	35.4382%	Fecal		CFU/100 mL	200	283.2	86400	-	38,350.2
5439000	4/20/2016	53.7	53.7	0.1459	7.84	4181	35.4382%	Fecal		CFU/100 mL	200	283.2	86400	-	38,350.2
5439000	4/27/2016	53.7	53.7	0.1459	7.84	4181	35.4382%	Fecal		CFU/100 mL	200	283.2	86400	-	38,350.2
5439000	11/8/2008	53.6	53.6	0.1459	7.82	4187	35.4891%	Fecal		CFU/100 mL	200	283.2	86400	-	38,278.8
5439000	2/10/2012	53.6	53.6	0.1459	7.82	4187	35.4891%	Fecal		CFU/100 mL	200	283.2	86400	-	38,278.8
5439000	6/8/2017	53.6	53.6	0.1459	7.82	4187	35.4891%	Fecal		CFU/100 mL	200	283.2	86400	-	38,278.8
5439000	6/11/2021	53.6	53.6	0.1459	7.82	4187	35.4891%	Fecal		CFU/100 mL	200	283.2	86400	-	38,278.8
5439000	6/23/1994	53.5	53.5	0.1459	7.81	4191	35.5230%	Fecal		CFU/100 mL	200	283.2	86400	-	38,207.3
5439000	4/26/2002	53.5	53.5	0.1459	7.81	4191	35.5230%	Fecal		CFU/100 mL	200	283.2	86400	-	38,207.3
5439000	6/16/2010	53.5	53.5	0.1459	7.81	4191	35.5230%	Fecal		CFU/100 mL	200	283.2	86400	-	38,207.3
5439000	3/4/2022	53.5	53.5	0.1459	7.81	4191	35.5230%	Fecal		CFU/100 mL	200	283.2	86400	-	38,207.3
5439000	12/5/1993	53.4	53.4	0.1459	7.79	4195	35.5569%	Fecal		CFU/100 mL	200	283.2	86400	-	38,135.9
5439000	2/21/2009	53.4	53.4	0.1459	7.79	4195	35.5569%	Fecal		CFU/100 mL	200	283.2	86400	-	38,135.9
5439000	5/17/2012	53.4	53.4	0.1459	7.79	4195	35.5569%	Fecal		CFU/100 mL	200	283.2	86400	-	38,135.9
5439000	5/15/2013	53.4	53.4	0.1459	7.79	4195	35.5569%	Fecal		CFU/100 mL	200	283.2	86400	-	38,135.9
5439000	4/4/2021	53.4	53.4	0.1459	7.79	4195	35.5569%	Fecal		CFU/100 mL	200	283.2	86400	-	38,135.9
5439000	2/3/2010	53.3	53.3	0.1459	7.78	4200	35.5993%	Fecal		CFU/100 mL	200	283.2	86400	-	38,064.5
5439000	4/2/2010	53.3	53.3	0.1459	7.78	4200	35.5993%	Fecal		CFU/100 mL	200	283.2	86400	-	38,064.5
5439000	1/6/2012	53.3	53.3	0.1459	7.78	4200	35.5993%	Fecal		CFU/100 mL	200	283.2	86400	-	38,064.5
5439000	2/24/2012	53.3	53.3	0.1459	7.78	4200	35.5993%	Fecal		CFU/100 mL	200	283.2	86400	-	38,064.5
5439000	3/29/2013	53.3	53.3	0.1459	7.78	4200	35.5993%	Fecal		CFU/100 mL	200	283.2	86400	-	38,064.5
5439000	2/9/2017	53.3	53.3	0.1459	7.78	4200	35.5993%	Fecal		CFU/100 mL	200	283.2	86400	-	38,064.5
5439000	4/9/2021	53.3	53.3	0.1459	7.78	4200	35.5993%	Fecal		CFU/100 mL	200	283.2	86400	-	38,064.5
5439000	12/23/1993	53.2	53.2	0.1459	7.76	4207	35.6586%	Fecal		CFU/100 mL	200	283.2	86400	-	37,993.1
5439000	4/22/2007	53.2	53.2	0.1459	7.76	4207	35.6586%	Fecal		CFU/100 mL	200	283.2	86400	-	37,993.1
5439000	6/1/2012	53.2	53.2	0.1459	7.76	4207	35.6586%	Fecal		CFU/100 mL	200	283.2	86400	-	37,993.1
5439000	3/31/2014	53.2	53.2	0.1459	7.76	4207	35.6586%	Fecal		CFU/100 mL	200	283.2	86400	-	37,993.1
5439000	7/15/2020	53.2	53.2	0.1459	7.76	4207	35.6586%	Fecal		CFU/100 mL	200	283.2	86400	-	37,993.1
5439000	2/11/2005	53.1	53.1	0.1459	7.75	4212	35.7010%	Fecal		CFU/100 mL	200	283.2	86400	-	37,921.7
5439000	6/14/2006	53.1	53.1	0.1459	7.75	4212	35.7010%	Fecal		CFU/100 mL	200	283.2	86400	-	37,921.7
5439000	4/9/2014	53.1	53.1	0.1459	7.75	4212	35.7010%	Fecal		CFU/100 mL	200	283.2	86400	-	37,921.7
5439000	12/21/1991	53	53	0.1459	7.73	4215	35.7264%	Fecal		CFU/100 mL	200	283.2	86400	-	37,850.3
5439000	3/19/1992	53	53	0.1459	7.73	4215	35.7264%	Fecal		CFU/100 mL	200	283.2	86400	-	37,850.3
5439000	4/30/1992	53	53	0.1459	7.73	4215	35.7264%	Fecal		CFU/100 mL	200	283.2	86400	-	37,850.3
5439000	8/15/1993	53	53	0.1459	7.73	4215	35.7264%	Fecal		CFU/100 mL	200	283.2	86400	-	37,850.3
5439000	11/23/1994	53	53	0.1459	7.73	4215	35.7264%	Fecal		CFU/100 mL	200	283.2	86400	-	37,850.3
5439000	11/24/1994	53	53	0.1459	7.73	4215	35.7264%	Fecal		CFU/100 mL	200	283.2	86400	-	37,850.3
5439000	1/31/1995	53	53	0.1459	7.73	4215	35.7264%	Fecal		CFU/100 mL	200	283.2	86400	-	37,850.3
5439000	3/23/1995	53	53	0.1459	7.73	4215	35.7264%	Fecal		CFU/100 mL	200	283.2	86400	-	37,850.3
5439000	4/3/1995	53	53	0.1459	7.73	4215	35.7264%	Fecal		CFU/100 mL	200	283.2	86400	-	37,850.3
5439000	5/19/1996	53	53	0.1459	7.73	4215	35.7264%	Fecal		CFU/100 mL	200	283.2	86400	-	37,850.3
5439000	3/20/1997	53	53	0.1459	7.73	4215	35.7264%	Fecal		CFU/100 mL	200	283.2	86400	-	37,850.3
5439000	3/21/1997	53	53	0.1459	7.73	4215	35.7264%	Fecal		CFU/100 mL	200	283.2	86400	-	37,850.3
5439000	6/2/1998	53	53	0.1459	7.73	4215	35.7264%	Fecal		CFU/100 mL	200	283.2	86400	-	37,850.3
5439000	3/11/1999	53	53	0.1459	7.73	4215	35.7264%	Fecal		CFU/100 mL	200	283.2	86400	-	37,850.3
5439000	5/18/2000	53	53	0.1459	7.73	4215	35.7264%	Fecal		CFU/100 mL	200	283.2	86400	-	37,850.3
5439000	6/10/2000	53	53	0.1459	7.73	4215	35.7264%	Fecal		CFU/100 mL	200	283.2	86400	-	37,850.3

Gage ID	Date	Discharge (CFS)	Gage Discharge (less Surrogate NPDES) (CFS)	Watershed Area Ratio	Calculated flow (CFS)	Rank	Flow Exceedance %	Parameter	Results	Units (mg or micro_gram	Limit/Standard	100mL/CF	sec/day	Actual Load (million colonies/day)	Allowable Load (million colonies/day)
5439000	4/26/2001	53	53	0.1459	7.73	4215	35.7264%	Fecal		CFU/100 mL	200	283.2	86400	-	37,850.3
5439000	6/16/2001	53	53	0.1459	7.73	4215	35.7264%	Fecal		CFU/100 mL	200	283.2	86400	-	37,850.3
5439000	6/23/2002	53	53	0.1459	7.73	4215	35.7264%	Fecal		CFU/100 mL	200	283.2	86400	-	37,850.3
5439000	3/12/2005	53	53	0.1459	7.73	4215	35.7264%	Fecal		CFU/100 mL	200	283.2	86400	-	37,850.3
5439000	2/2/2017	53	53	0.1459	7.73	4215	35.7264%	Fecal		CFU/100 mL	200	283.2	86400	-	37,850.3
5439000	4/21/2010	52.9	52.9	0.1459	7.72	4236	35.9044%	Fecal		CFU/100 mL	200	283.2	86400	-	37,778.9
5439000	4/17/2011	52.9	52.9	0.1459	7.72	4236	35.9044%	Fecal		CFU/100 mL	200	283.2	86400	-	37,778.9
5439000	8/5/2014	52.9	52.9	0.1459	7.72	4236	35.9044%	Fecal		CFU/100 mL	200	283.2	86400	-	37,778.9
5439000	2/17/2020	52.9	52.9	0.1459	7.72	4236	35.9044%	Fecal		CFU/100 mL	200	283.2	86400	-	37,778.9
5439000	4/29/2008	52.8	52.8	0.1459	7.71	4240	35.9383%	Fecal		CFU/100 mL	200	283.2	86400	-	37,707.4
5439000	3/15/2018	52.8	52.8	0.1459	7.71	4240	35.9383%	Fecal		CFU/100 mL	200	283.2	86400	-	37,707.4
5439000	7/8/2018	52.8	52.8	0.1459	7.71	4240	35.9383%	Fecal		CFU/100 mL	200	283.2	86400	-	37,707.4
5439000	7/24/2019	52.8	52.8	0.1459	7.71	4240	35.9383%	Fecal		CFU/100 mL	200	283.2	86400	-	37,707.4
5439000	4/18/2021	52.8	52.8	0.1459	7.71	4240	35.9383%	Fecal		CFU/100 mL	200	283.2	86400	-	37,707.4
5439000	3/30/2002	52.7	52.7	0.1459	7.69	4245	35.9807%	Fecal		CFU/100 mL	200	283.2	86400	-	37,636.0
5439000	6/8/2007	52.7	52.7	0.1459	7.69	4245	35.9807%	Fecal		CFU/100 mL	200	283.2	86400	-	37,636.0
5439000	4/21/2015	52.7	52.7	0.1459	7.69	4245	35.9807%	Fecal		CFU/100 mL	200	283.2	86400	-	37,636.0
5439000	6/9/2017	52.7	52.7	0.1459	7.69	4245	35.9807%	Fecal		CFU/100 mL	200	283.2	86400	-	37,636.0
5439000	4/14/2019	52.7	52.7	0.1459	7.69	4245	35.9807%	Fecal		CFU/100 mL	200	283.2	86400	-	37,636.0
5439000	3/3/2005	52.6	52.6	0.1459	7.68	4250	36.0231%	Fecal		CFU/100 mL	200	283.2	86400	-	37,564.6
5439000	11/4/2008	52.6	52.6	0.1459	7.68	4250	36.0231%	Fecal		CFU/100 mL	200	283.2	86400	-	37,564.6
5439000	5/29/2010	52.6	52.6	0.1459	7.68	4250	36.0231%	Fecal		CFU/100 mL	200	283.2	86400	-	37,564.6
5439000	12/6/2016	52.6	52.6	0.1459	7.68	4250	36.0231%	Fecal		CFU/100 mL	200	283.2	86400	-	37,564.6
5439000	10/5/2008	52.5	52.5	0.1459	7.66	4254	36.0570%	Fecal		CFU/100 mL	200	283.2	86400	-	37,493.2
5439000	8/3/2017	52.5	52.5	0.1459	7.66	4254	36.0570%	Fecal		CFU/100 mL	200	283.2	86400	-	37,493.2
5439000	12/16/2018	52.5	52.5	0.1459	7.66	4254	36.0570%	Fecal		CFU/100 mL	200	283.2	86400	-	37,493.2
5439000	5/16/2021	52.5	52.5	0.1459	7.66	4254	36.0570%	Fecal		CFU/100 mL	200	283.2	86400	-	37,493.2
5439000	6/3/2003	52.4	52.4	0.1459	7.65	4258	36.0909%	Fecal		CFU/100 mL	200	283.2	86400	-	37,421.8
5439000	5/24/2006	52.4	52.4	0.1459	7.65	4258	36.0909%	Fecal		CFU/100 mL	200	283.2	86400	-	37,421.8
5439000	4/2/2011	52.4	52.4	0.1459	7.65	4258	36.0909%	Fecal		CFU/100 mL	200	283.2	86400	-	37,421.8
5439000	11/17/2011	52.4	52.4	0.1459	7.65	4258	36.0909%	Fecal		CFU/100 mL	200	283.2	86400	-	37,421.8
5439000	3/25/2015	52.4	52.4	0.1459	7.65	4258	36.0909%	Fecal		CFU/100 mL	200	283.2	86400	-	37,421.8
5439000	8/29/2015	52.4	52.4	0.1459	7.65	4258	36.0909%	Fecal		CFU/100 mL	200	283.2	86400	-	37,421.8
5439000	5/11/2007	52.3	52.3	0.1459	7.63	4264	36.1417%	Fecal		CFU/100 mL	200	283.2	86400	-	37,350.4
5439000	7/29/2007	52.3	52.3	0.1459	7.63	4264	36.1417%	Fecal		CFU/100 mL	200	283.2	86400	-	37,350.4
5439000	10/13/2008	52.3	52.3	0.1459	7.63	4264	36.1417%	Fecal		CFU/100 mL	200	283.2	86400	-	37,350.4
5439000	2/1/2016	52.3	52.3	0.1459	7.63	4264	36.1417%	Fecal		CFU/100 mL	200	283.2	86400	-	37,350.4
5439000	4/29/2016	52.3	52.3	0.1459	7.63	4264	36.1417%	Fecal		CFU/100 mL	200	283.2	86400	-	37,350.4
5439000	3/13/2017	52.3	52.3	0.1459	7.63	4264	36.1417%	Fecal		CFU/100 mL	200	283.2	86400	-	37,350.4
5439000	2/20/2019	52.3	52.3	0.1459	7.63	4264	36.1417%	Fecal		CFU/100 mL	200	283.2	86400	-	37,350.4
5439000	6/12/2020	52.3	52.3	0.1459	7.63	4264	36.1417%	Fecal		CFU/100 mL	200	283.2	86400	-	37,350.4
5439000	6/28/2020	52.3	52.3	0.1459	7.63	4264	36.1417%	Fecal		CFU/100 mL	200	283.2	86400	-	37,350.4
5439000	2/18/2020	52.2	52.2	0.1459	7.62	4273	36.2180%	Fecal		CFU/100 mL	200	283.2	86400	-	37,278.9
5439000	7/19/2020	52.2	52.2	0.1459	7.62	4273	36.2180%	Fecal		CFU/100 mL	200	283.2	86400	-	37,278.9
5439000	4/17/2012	52.1	52.1	0.1459	7.60	4275	36.2350%	Fecal		CFU/100 mL	200	283.2	86400	-	37,207.5
5439000	3/22/2015	52.1	52.1	0.1459	7.60	4275	36.2350%	Fecal		CFU/100 mL	200	283.2	86400	-	37,207.5
5439000	11/30/2018	52.1	52.1	0.1459	7.60	4275	36.2350%	Fecal		CFU/100 mL	200	283.2	86400	-	37,207.5
5439000	7/19/2021	52.1	52.1	0.1459	7.60	4275	36.2350%	Fecal		CFU/100 mL	200	283.2	86400	-	37,207.5
5439000	4/26/1990	52	52	0.1459	7.59	4279	36.2689%	Fecal		CFU/100 mL	200	283.2	86400	-	37,136.1
5439000	6/6/1990	52	52	0.1459	7.59	4279	36.2689%	Fecal		CFU/100 mL	200	283.2	86400	-	37,136.1
5439000	7/6/1990	52	52	0.1459	7.59	4279	36.2689%	Fecal		CFU/100 mL	200	283.2	86400	-	37,136.1
5439000	11/11/1990	52	52	0.1459	7.59	4279	36.2689%	Fecal		CFU/100 mL	200	283.2	86400	-	37,136.1
5439000	12/28/1990	52	52	0.1459	7.59	4279	36.2689%	Fecal		CFU/100 mL	200	283.2	86400	-	37,136.1
5439000	2/18/1991	52	52	0.1459	7.59	4279	36.2689%	Fecal		CFU/100 mL	200	283.2	86400	-	37,136.1
5439000	5/13/1991	52	52	0.1459	7.59	4279	36.2689%	Fecal		CFU/100 mL	200	283.2	86400	-	37,136.1
5439000	5/14/1991	52	52	0.1459	7.59	4279	36.2689%	Fecal		CFU/100 mL	200	283.2	86400	-	37,136.1
5439000	6/16/1991	52	52	0.1459	7.59	4279	36.2689%	Fecal		CFU/100 mL	200	283.2	86400	-	37,136.1
5439000	3/22/1992	52	52	0.1459	7.59	4279	36.2689%	Fecal		CFU/100 mL	200	283.2	86400	-	37,136.1
5439000	2/9/1993	52	52	0.1459	7.59	4279	36.2689%	Fecal		CFU/100 mL	200	283.2	86400	-	37,136.1
5439000	7/10/1993	52	52	0.1459	7.59	4279	36.2689%	Fecal		CFU/100 mL	200	283.2	86400	-	37,136.1
5439000	9/23/1993	52	52	0.1459	7.59	4279	36.2689%	Fecal		CFU/100 mL	200	283.2	86400	-	37,136.1
5439000	12/30/1993	52	52	0.1459	7.59	4279	36.2689%	Fecal		CFU/100 mL	200	283.2	86400	-	37,136.1
5439000	12/21/1994	52	52	0.1459	7.59	4279	36.2689%	Fecal		CFU/100 mL	200	283.2	86400	-	37,136.1
5439000	12/22/1994	52	52	0.1459	7.59	4279	36.2689%	Fecal		CFU/100 mL	200	283.2	86400	-	37,136.1
5439000	6/21/1995	52	52	0.1459	7.59	4279	36.2689%	Fecal		CFU/100 mL	200	283.2	86400	-	37,136.1
5439000	7/4/1996	52	52	0.1459	7.59	4279	36.2689%	Fecal		CFU/100 mL	200	283.2	86400	-	37,136.1
5439000	8/20/1996	52	52	0.1459	7.59	4279	36.2689%	Fecal		CFU/100 mL	200	283.2	86400	-	37,136.1
5439000	3/22/1997	52	52	0.1459	7.59	4279	36.2689%	Fecal		CFU/100 mL	200	283.2	86400	-	37,136.1
5439000	2/7/1998	52	52	0.1459	7.59	4279	36.2689%	Fecal		CFU/100 mL	200	283.2	86400	-	37,136.1
5439000	6/1/1998	52	52	0.1459	7.59	4279	36.2689%	Fecal		CFU/100 mL	200	283.2	86400	-	37,136.1
5439000	10/28/1998	52	52	0.1459	7.59	4279	36.2689%	Fecal		CFU/100 mL	200	283.2	86400	-	37,136.1
5439000	12/15/1998	52	52	0.1459	7.59	4279	36.2689%	Fecal		CFU/100 mL	200	283.2	86400	-	37,136.1
5439000	3/5/2000	52	52	0.1459	7.59	4279	36.2689%	Fecal		CFU/100 mL	200	283.2	86400	-	37,136.1
5439000	5/1/2000	52	52	0.1459	7.59	4279	36.2689%	Fecal		CFU/100 mL	200	283.2	86400	-	37,136.1
5439000	6/21/2001	52	52	0.1459	7.59	4279	36.2689%	Fecal		CFU/100 mL	200	283.2	86400	-	37,136.1
5439000	12/12/2007	52	52	0.1459	7.59	4279	36.2689%	Fecal		CFU/100 mL	200	283.2	86400	-	37,136.1
5439000	7/23/2015	52	52	0.1459	7.59	4279	36.2689%	Fecal		CFU/100 mL	200	283.2	86400	-	37,136.1
5439000	3/4/2002	51.9	51.9	0.1459	7.57	4308	36.5147%	Fecal		CFU/100 mL	200	283.2	86400	-	37,064.7
5439000	12/4/2009	51.9	51.9	0.1459	7.57	4308	36.5147%	Fecal		CFU/100 mL	200	283.2	86400	-	37,064.7
5439000	7/28/2010	51.9	51.9	0.1459	7.57	4308	36.5147%	Fecal		CFU/100 mL	200	283.2	86400	-	37,064.7
5439000	12/11/2011	51.8	51.8	0.1459	7.56	4311	36.5401%	Fecal		CFU/100 mL	200	283.2	86400	-	36,993.3
5439000	2/19/2020	51.8	51.8	0.1459	7.56	4311	36.5401%	Fecal		CFU/100 mL	200	283.2	86400	-	36,993.3
5439000	1/11/2007	51.7	51.7	0.1459	7.54	4313	36.5570%	Fecal		CFU/100 mL	200	283.2	86400	-	36,921.9
5439000	6/20/2008	51.7	51.7	0.1459	7.54	4313	36.5570%	Fecal		CFU/100 mL	200	283.2	86400	-	36,921.9
5439000	10/14/2008	51.7	51.7	0.1459	7.54	4313	36.5570%	Fecal		CFU/100 mL	200	283.2	86400	-	36,921.9
5439000	4/26/2010	51.7	51.7	0.1459	7.54	4313	36.5570%	Fecal		CFU/100 mL	200	283.2	86400	-	36,921.9
5439000	7/23/2016	51.7	51.7	0.1459	7.54	4313	36.5570%	Fecal		CFU/100 mL	200	283.2	86400	-	36,921.9
5439000	7/9/2019	51.7	51.7	0.1459	7.54	4313	36.5570%	Fecal		CFU/100 mL	200	283.2	86400	-	36,921.9
5439000	7/12/2020	51.7	51.7	0.1459	7.54	4313	36.5570%	Fecal		CFU/100 mL	200	283.2	86400	-	36,921.9
5439000	3/31/1994	51.6	51.6	0.1459	7.53	4320	36.6164%	Fecal		CFU/100 mL	200	283.2	86400	-	36,850.5

Gage ID	Date	Discharge (CFS)	Gage Discharge (less Surrogate NPDES) (CFS)	Watershed Area Ratio	Calculated flow (CFS)	Rank	Flow Exceedance %	Parameter	Results	Units (mg or micro_gram	Limit/Standard	100mL/CF	sec/day	Actual Load (million colonies/day)	Allowable Load (million colonies/day)
5439000	3/5/2005	51.6	51.6	0.1459	7.53	4320	36.6164%	Fecal		CFU/100 mL	200	283.2	86400	-	36,850.5
5439000	5/2/2008	51.6	51.6	0.1459	7.53	4320	36.6164%	Fecal		CFU/100 mL	200	283.2	86400	-	36,850.5
5439000	7/12/2013	51.6	51.6	0.1459	7.53	4320	36.6164%	Fecal		CFU/100 mL	200	283.2	86400	-	36,850.5
5439000	5/22/2014	51.6	51.6	0.1459	7.53	4320	36.6164%	Fecal		CFU/100 mL	200	283.2	86400	-	36,850.5
5439000	7/9/2021	51.6	51.6	0.1459	7.53	4320	36.6164%	Fecal		CFU/100 mL	200	283.2	86400	-	36,850.5
5439000	4/24/2010	51.5	51.5	0.1459	7.52	4326	36.6672%	Fecal		CFU/100 mL	200	283.2	86400	-	36,779.0
5439000	3/25/2013	51.5	51.5	0.1459	7.52	4326	36.6672%	Fecal		CFU/100 mL	200	283.2	86400	-	36,779.0
5439000	3/12/2017	51.5	51.5	0.1459	7.52	4326	36.6672%	Fecal		CFU/100 mL	200	283.2	86400	-	36,779.0
5439000	10/11/2017	51.5	51.5	0.1459	7.52	4326	36.6672%	Fecal		CFU/100 mL	200	283.2	86400	-	36,779.0
5439000	7/10/2021	51.5	51.5	0.1459	7.52	4326	36.6672%	Fecal		CFU/100 mL	200	283.2	86400	-	36,779.0
5439000	6/12/2016	51.4	51.4	0.1459	7.50	4331	36.7096%	Fecal		CFU/100 mL	200	283.2	86400	-	36,707.6
5439000	4/23/2007	51.3	51.3	0.1459	7.49	4332	36.7181%	Fecal		CFU/100 mL	200	283.2	86400	-	36,636.2
5439000	1/12/2010	51.3	51.3	0.1459	7.49	4332	36.7181%	Fecal		CFU/100 mL	200	283.2	86400	-	36,636.2
5439000	2/21/2016	51.3	51.3	0.1459	7.49	4332	36.7181%	Fecal		CFU/100 mL	200	283.2	86400	-	36,636.2
5439000	5/10/2004	51.2	51.2	0.1459	7.47	4335	36.7435%	Fecal		CFU/100 mL	200	283.2	86400	-	36,564.8
5439000	2/27/2005	51.2	51.2	0.1459	7.47	4335	36.7435%	Fecal		CFU/100 mL	200	283.2	86400	-	36,564.8
5439000	1/18/2019	51.2	51.2	0.1459	7.47	4335	36.7435%	Fecal		CFU/100 mL	200	283.2	86400	-	36,564.8
5439000	4/30/2003	51.1	51.1	0.1459	7.46	4338	36.7689%	Fecal		CFU/100 mL	200	283.2	86400	-	36,493.4
5439000	3/21/2012	51.1	51.1	0.1459	7.46	4338	36.7689%	Fecal		CFU/100 mL	200	283.2	86400	-	36,493.4
5439000	4/22/2016	51.1	51.1	0.1459	7.46	4338	36.7689%	Fecal		CFU/100 mL	200	283.2	86400	-	36,493.4
5439000	2/19/1990	51	51	0.1459	7.44	4341	36.7944%	Fecal		CFU/100 mL	200	283.2	86400	-	36,422.0
5439000	4/27/1990	51	51	0.1459	7.44	4341	36.7944%	Fecal		CFU/100 mL	200	283.2	86400	-	36,422.0
5439000	11/19/1991	51	51	0.1459	7.44	4341	36.7944%	Fecal		CFU/100 mL	200	283.2	86400	-	36,422.0
5439000	3/31/1992	51	51	0.1459	7.44	4341	36.7944%	Fecal		CFU/100 mL	200	283.2	86400	-	36,422.0
5439000	1/18/1993	51	51	0.1459	7.44	4341	36.7944%	Fecal		CFU/100 mL	200	283.2	86400	-	36,422.0
5439000	3/2/1993	51	51	0.1459	7.44	4341	36.7944%	Fecal		CFU/100 mL	200	283.2	86400	-	36,422.0
5439000	12/9/1994	51	51	0.1459	7.44	4341	36.7944%	Fecal		CFU/100 mL	200	283.2	86400	-	36,422.0
5439000	12/10/1994	51	51	0.1459	7.44	4341	36.7944%	Fecal		CFU/100 mL	200	283.2	86400	-	36,422.0
5439000	12/17/1994	51	51	0.1459	7.44	4341	36.7944%	Fecal		CFU/100 mL	200	283.2	86400	-	36,422.0
5439000	6/29/1995	51	51	0.1459	7.44	4341	36.7944%	Fecal		CFU/100 mL	200	283.2	86400	-	36,422.0
5439000	3/24/1997	51	51	0.1459	7.44	4341	36.7944%	Fecal		CFU/100 mL	200	283.2	86400	-	36,422.0
5439000	4/7/1997	51	51	0.1459	7.44	4341	36.7944%	Fecal		CFU/100 mL	200	283.2	86400	-	36,422.0
5439000	1/16/1998	51	51	0.1459	7.44	4341	36.7944%	Fecal		CFU/100 mL	200	283.2	86400	-	36,422.0
5439000	6/26/1998	51	51	0.1459	7.44	4341	36.7944%	Fecal		CFU/100 mL	200	283.2	86400	-	36,422.0
5439000	10/29/1998	51	51	0.1459	7.44	4341	36.7944%	Fecal		CFU/100 mL	200	283.2	86400	-	36,422.0
5439000	11/17/1998	51	51	0.1459	7.44	4341	36.7944%	Fecal		CFU/100 mL	200	283.2	86400	-	36,422.0
5439000	2/24/1999	51	51	0.1459	7.44	4341	36.7944%	Fecal		CFU/100 mL	200	283.2	86400	-	36,422.0
5439000	6/29/1999	51	51	0.1459	7.44	4341	36.7944%	Fecal		CFU/100 mL	200	283.2	86400	-	36,422.0
5439000	4/30/2000	51	51	0.1459	7.44	4341	36.7944%	Fecal		CFU/100 mL	200	283.2	86400	-	36,422.0
5439000	5/19/2000	51	51	0.1459	7.44	4341	36.7944%	Fecal		CFU/100 mL	200	283.2	86400	-	36,422.0
5439000	8/1/2000	51	51	0.1459	7.44	4341	36.7944%	Fecal		CFU/100 mL	200	283.2	86400	-	36,422.0
5439000	2/8/2001	51	51	0.1459	7.44	4341	36.7944%	Fecal		CFU/100 mL	200	283.2	86400	-	36,422.0
5439000	3/23/2002	51	51	0.1459	7.44	4341	36.7944%	Fecal		CFU/100 mL	200	283.2	86400	-	36,422.0
5439000	2/12/2005	51	51	0.1459	7.44	4341	36.7944%	Fecal		CFU/100 mL	200	283.2	86400	-	36,422.0
5439000	2/26/2005	51	51	0.1459	7.44	4341	36.7944%	Fecal		CFU/100 mL	200	283.2	86400	-	36,422.0
5439000	2/22/2009	51	51	0.1459	7.44	4341	36.7944%	Fecal		CFU/100 mL	200	283.2	86400	-	36,422.0
5439000	10/23/2017	51	51	0.1459	7.44	4341	36.7944%	Fecal		CFU/100 mL	200	283.2	86400	-	36,422.0
5439000	4/2/2002	50.9	50.9	0.1459	7.43	4368	37.0232%	Fecal		CFU/100 mL	200	283.2	86400	-	36,350.5
5439000	12/8/2004	50.9	50.9	0.1459	7.43	4368	37.0232%	Fecal		CFU/100 mL	200	283.2	86400	-	36,350.5
5439000	4/19/2021	50.9	50.9	0.1459	7.43	4368	37.0232%	Fecal		CFU/100 mL	200	283.2	86400	-	36,350.5
5439000	6/14/2021	50.9	50.9	0.1459	7.43	4368	37.0232%	Fecal		CFU/100 mL	200	283.2	86400	-	36,350.5
5439000	1/16/2007	50.8	50.8	0.1459	7.41	4372	37.0571%	Fecal		CFU/100 mL	200	283.2	86400	-	36,279.1
5439000	11/15/2009	50.8	50.8	0.1459	7.41	4372	37.0571%	Fecal		CFU/100 mL	200	283.2	86400	-	36,279.1
5439000	4/3/2011	50.8	50.8	0.1459	7.41	4372	37.0571%	Fecal		CFU/100 mL	200	283.2	86400	-	36,279.1
5439000	11/4/2017	50.8	50.8	0.1459	7.41	4372	37.0571%	Fecal		CFU/100 mL	200	283.2	86400	-	36,279.1
5439000	5/11/2018	50.8	50.8	0.1459	7.41	4372	37.0571%	Fecal		CFU/100 mL	200	283.2	86400	-	36,279.1
5439000	4/24/2020	50.8	50.8	0.1459	7.41	4372	37.0571%	Fecal		CFU/100 mL	200	283.2	86400	-	36,279.1
5439000	5/1/2004	50.7	50.7	0.1459	7.40	4378	37.1080%	Fecal		CFU/100 mL	200	283.2	86400	-	36,207.7
5439000	3/6/2005	50.7	50.7	0.1459	7.40	4378	37.1080%	Fecal		CFU/100 mL	200	283.2	86400	-	36,207.7
5439000	8/9/2010	50.7	50.7	0.1459	7.40	4378	37.1080%	Fecal		CFU/100 mL	200	283.2	86400	-	36,207.7
5439000	3/8/2019	50.7	50.7	0.1459	7.40	4378	37.1080%	Fecal		CFU/100 mL	200	283.2	86400	-	36,207.7
5439000	6/13/2020	50.7	50.7	0.1459	7.40	4378	37.1080%	Fecal		CFU/100 mL	200	283.2	86400	-	36,207.7
5439000	7/13/2021	50.7	50.7	0.1459	7.40	4378	37.1080%	Fecal		CFU/100 mL	200	283.2	86400	-	36,207.7
5439000	10/12/2018	50.6	50.6	0.1459	7.38	4384	37.1588%	Fecal		CFU/100 mL	200	283.2	86400	-	36,136.3
5439000	6/26/2004	50.5	50.5	0.1459	7.37	4385	37.1673%	Fecal		CFU/100 mL	200	283.2	86400	-	36,064.9
5439000	4/10/2014	50.5	50.5	0.1459	7.37	4385	37.1673%	Fecal		CFU/100 mL	200	283.2	86400	-	36,064.9
5439000	3/25/2017	50.5	50.5	0.1459	7.37	4385	37.1673%	Fecal		CFU/100 mL	200	283.2	86400	-	36,064.9
5439000	3/3/2010	50.4	50.4	0.1459	7.36	4388	37.1927%	Fecal		CFU/100 mL	200	283.2	86400	-	35,993.5
5439000	6/3/2018	50.4	50.4	0.1459	7.36	4388	37.1927%	Fecal		CFU/100 mL	200	283.2	86400	-	35,993.5
5439000	1/19/2012	50.3	50.3	0.1459	7.34	4390	37.2097%	Fecal		CFU/100 mL	200	283.2	86400	-	35,922.0
5439000	3/23/2015	50.3	50.3	0.1459	7.34	4390	37.2097%	Fecal		CFU/100 mL	200	283.2	86400	-	35,922.0
5439000	2/29/2020	50.3	50.3	0.1459	7.34	4390	37.2097%	Fecal		CFU/100 mL	200	283.2	86400	-	35,922.0
5439000	4/7/2021	50.3	50.3	0.1459	7.34	4390	37.2097%	Fecal		CFU/100 mL	200	283.2	86400	-	35,922.0
5439000	11/5/2008	50.2	50.2	0.1459	7.33	4394	37.2436%	Fecal		CFU/100 mL	200	283.2	86400	-	35,850.6
5439000	7/20/2014	50.2	50.2	0.1459	7.33	4394	37.2436%	Fecal		CFU/100 mL	200	283.2	86400	-	35,850.6
5439000	2/9/2016	50.2	50.2	0.1459	7.33	4394	37.2436%	Fecal		CFU/100 mL	200	283.2	86400	-	35,850.6
5439000	3/26/2017	50.2	50.2	0.1459	7.33	4394	37.2436%	Fecal		CFU/100 mL	200	283.2	86400	-	35,850.6
5439000	5/12/2018	50.2	50.2	0.1459	7.33	4394	37.2436%	Fecal		CFU/100 mL	200	283.2	86400	-	35,850.6
5439000	3/1/2002	50.1	50.1	0.1459	7.31	4399	37.2860%	Fecal		CFU/100 mL	200	283.2	86400	-	35,779.2
5439000	3/14/2004	50.1	50.1	0.1459	7.31	4399	37.2860%	Fecal		CFU/100 mL	200	283.2	86400	-	35,779.2
5439000	10/16/2008	50.1	50.1	0.1459	7.31	4399	37.2860%	Fecal		CFU/100 mL	200	283.2	86400	-	35,779.2
5439000	3/8/2020	50.1	50.1	0.1459	7.31	4399	37.2860%	Fecal		CFU/100 mL	200	283.2	86400	-	35,779.2
5439000	6/7/1990	50	50	0.1459	7.30	4403	37.3199%	Fecal		CFU/100 mL	200	283.2	86400	-	35,707.8
5439000	12/26/1990	50	50	0.1459	7.30	4403	37.3199%	Fecal		CFU/100 mL	200	283.2	86400	-	35,707.8
5439000	2/17/1991	50	50	0.1459	7.30	4403	37.3199%	Fecal		CFU/100 mL	200	283.2	86400	-	35,707.8
5439000	5/2/1991	50	50	0.1459	7.30	4403	37.3199%	Fecal		CFU/100 mL	200	283.2	86400	-	35,707.8
5439000	12/22/1991	50	50	0.1459	7.30	4403	37.3199%	Fecal		CFU/100 mL	200	283.2	86400	-	35,707.8
5439000	1/21/1992	50	50	0.1459	7.30	4403	37.3199%	Fecal		CFU/100 mL	200	283.2	86400	-	35,707.8
5439000	5/2/1992	50	50	0.1459	7.30	4403	37.3199%	Fecal		CFU/100 mL	200	283.2	86400	-	35,707.8
5439000	12/13/1992	50	50	0.1459	7.30	4403	37.3199%	Fecal		CFU/100 mL	200	283.2	86400	-	35,707.8

Gage ID	Date	Discharge (CFS)	Gage Discharge (less Surrogate NPDES) (CFS)	Watershed Area Ratio	Calculated flow (CFS)	Rank	Flow Exceedance %	Parameter	Results	Units (mg or micro_gram	Limit/Standard	100mL/CF	sec/day	Actual Load (million colonies/day)	Allowable Load (million colonies/day)
5439000	3/20/1993	50	50	0.1459	7.30	4403	37.3199%	Fecal		CFU/100 mL	200	283.2	86400	-	35,707.8
5439000	8/3/1993	50	50	0.1459	7.30	4403	37.3199%	Fecal		CFU/100 mL	200	283.2	86400	-	35,707.8
5439000	9/4/1993	50	50	0.1459	7.30	4403	37.3199%	Fecal		CFU/100 mL	200	283.2	86400	-	35,707.8
5439000	10/7/1993	50	50	0.1459	7.30	4403	37.3199%	Fecal		CFU/100 mL	200	283.2	86400	-	35,707.8
5439000	10/14/1993	50	50	0.1459	7.30	4403	37.3199%	Fecal		CFU/100 mL	200	283.2	86400	-	35,707.8
5439000	11/25/1994	50	50	0.1459	7.30	4403	37.3199%	Fecal		CFU/100 mL	200	283.2	86400	-	35,707.8
5439000	12/6/1994	50	50	0.1459	7.30	4403	37.3199%	Fecal		CFU/100 mL	200	283.2	86400	-	35,707.8
5439000	1/10/1995	50	50	0.1459	7.30	4403	37.3199%	Fecal		CFU/100 mL	200	283.2	86400	-	35,707.8
5439000	1/11/1995	50	50	0.1459	7.30	4403	37.3199%	Fecal		CFU/100 mL	200	283.2	86400	-	35,707.8
5439000	2/1/1995	50	50	0.1459	7.30	4403	37.3199%	Fecal		CFU/100 mL	200	283.2	86400	-	35,707.8
5439000	2/6/1995	50	50	0.1459	7.30	4403	37.3199%	Fecal		CFU/100 mL	200	283.2	86400	-	35,707.8
5439000	11/23/1995	50	50	0.1459	7.30	4403	37.3199%	Fecal		CFU/100 mL	200	283.2	86400	-	35,707.8
5439000	1/4/1997	50	50	0.1459	7.30	4403	37.3199%	Fecal		CFU/100 mL	200	283.2	86400	-	35,707.8
5439000	1/7/1997	50	50	0.1459	7.30	4403	37.3199%	Fecal		CFU/100 mL	200	283.2	86400	-	35,707.8
5439000	3/23/1997	50	50	0.1459	7.30	4403	37.3199%	Fecal		CFU/100 mL	200	283.2	86400	-	35,707.8
5439000	4/1/1997	50	50	0.1459	7.30	4403	37.3199%	Fecal		CFU/100 mL	200	283.2	86400	-	35,707.8
5439000	5/31/1997	50	50	0.1459	7.30	4403	37.3199%	Fecal		CFU/100 mL	200	283.2	86400	-	35,707.8
5439000	12/16/1998	50	50	0.1459	7.30	4403	37.3199%	Fecal		CFU/100 mL	200	283.2	86400	-	35,707.8
5439000	2/25/1999	50	50	0.1459	7.30	4403	37.3199%	Fecal		CFU/100 mL	200	283.2	86400	-	35,707.8
5439000	3/8/1999	50	50	0.1459	7.30	4403	37.3199%	Fecal		CFU/100 mL	200	283.2	86400	-	35,707.8
5439000	4/27/2001	50	50	0.1459	7.30	4403	37.3199%	Fecal		CFU/100 mL	200	283.2	86400	-	35,707.8
5439000	1/18/2007	50	50	0.1459	7.30	4403	37.3199%	Fecal		CFU/100 mL	200	283.2	86400	-	35,707.8
5439000	1/20/2008	50	50	0.1459	7.30	4403	37.3199%	Fecal		CFU/100 mL	200	283.2	86400	-	35,707.8
5439000	1/19/2009	50	50	0.1459	7.30	4403	37.3199%	Fecal		CFU/100 mL	200	283.2	86400	-	35,707.8
5439000	1/20/2012	50	50	0.1459	7.30	4403	37.3199%	Fecal		CFU/100 mL	200	283.2	86400	-	35,707.8
5439000	2/11/2012	50	50	0.1459	7.30	4403	37.3199%	Fecal		CFU/100 mL	200	283.2	86400	-	35,707.8
5439000	2/12/2012	50	50	0.1459	7.30	4403	37.3199%	Fecal		CFU/100 mL	200	283.2	86400	-	35,707.8
5439000	5/18/2012	50	50	0.1459	7.30	4403	37.3199%	Fecal		CFU/100 mL	200	283.2	86400	-	35,707.8
5439000	6/7/2013	50	50	0.1459	7.30	4403	37.3199%	Fecal		CFU/100 mL	200	283.2	86400	-	35,707.8
5439000	8/30/2013	50	50	0.1459	7.30	4403	37.3199%	Fecal		CFU/100 mL	200	283.2	86400	-	35,707.8
5439000	6/17/2014	50	50	0.1459	7.30	4403	37.3199%	Fecal		CFU/100 mL	200	283.2	86400	-	35,707.8
5439000	11/5/2016	50	50	0.1459	7.30	4403	37.3199%	Fecal		CFU/100 mL	200	283.2	86400	-	35,707.8
5439000	3/14/2017	50	50	0.1459	7.30	4403	37.3199%	Fecal		CFU/100 mL	200	283.2	86400	-	35,707.8
5439000	3/23/2012	49.9	49.9	0.1459	7.28	4444	37.6674%	Fecal		CFU/100 mL	200	283.2	86400	-	35,636.4
5439000	3/24/2012	49.9	49.9	0.1459	7.28	4444	37.6674%	Fecal		CFU/100 mL	200	283.2	86400	-	35,636.4
5439000	10/14/2017	49.9	49.9	0.1459	7.28	4444	37.6674%	Fecal		CFU/100 mL	200	283.2	86400	-	35,636.4
5439000	11/1/2017	49.9	49.9	0.1459	7.28	4444	37.6674%	Fecal		CFU/100 mL	200	283.2	86400	-	35,636.4
5439000	12/13/2020	49.9	49.9	0.1459	7.28	4444	37.6674%	Fecal		CFU/100 mL	200	283.2	86400	-	35,636.4
5439000	5/30/2021	49.9	49.9	0.1459	7.28	4444	37.6674%	Fecal		CFU/100 mL	200	283.2	86400	-	35,636.4
5439000	1/11/2013	49.8	49.8	0.1459	7.27	4450	37.7183%	Fecal		CFU/100 mL	200	283.2	86400	-	35,565.0
5439000	9/11/2014	49.8	49.8	0.1459	7.27	4450	37.7183%	Fecal		CFU/100 mL	200	283.2	86400	-	35,565.0
5439000	9/14/2007	49.7	49.7	0.1459	7.25	4452	37.7352%	Fecal		CFU/100 mL	200	283.2	86400	-	35,493.6
5439000	3/22/2012	49.7	49.7	0.1459	7.25	4452	37.7352%	Fecal		CFU/100 mL	200	283.2	86400	-	35,493.6
5439000	12/15/2019	49.7	49.7	0.1459	7.25	4452	37.7352%	Fecal		CFU/100 mL	200	283.2	86400	-	35,493.6
5439000	6/26/2020	49.7	49.7	0.1459	7.25	4452	37.7352%	Fecal		CFU/100 mL	200	283.2	86400	-	35,493.6
5439000	1/12/2007	49.6	49.6	0.1459	7.24	4456	37.7691%	Fecal		CFU/100 mL	200	283.2	86400	-	35,422.1
5439000	6/14/2016	49.6	49.6	0.1459	7.24	4456	37.7691%	Fecal		CFU/100 mL	200	283.2	86400	-	35,422.1
5439000	3/17/2018	49.6	49.6	0.1459	7.24	4456	37.7691%	Fecal		CFU/100 mL	200	283.2	86400	-	35,422.1
5439000	11/25/2001	49.5	49.5	0.1459	7.22	4459	37.7945%	Fecal		CFU/100 mL	200	283.2	86400	-	35,350.7
5439000	2/6/2009	49.5	49.5	0.1459	7.22	4459	37.7945%	Fecal		CFU/100 mL	200	283.2	86400	-	35,350.7
5439000	11/2/2017	49.5	49.5	0.1459	7.22	4459	37.7945%	Fecal		CFU/100 mL	200	283.2	86400	-	35,350.7
5439000	2/21/2019	49.5	49.5	0.1459	7.22	4459	37.7945%	Fecal		CFU/100 mL	200	283.2	86400	-	35,350.7
5439000	5/17/2021	49.5	49.5	0.1459	7.22	4459	37.7945%	Fecal		CFU/100 mL	200	283.2	86400	-	35,350.7
5439000	6/24/2002	49.4	49.4	0.1459	7.21	4464	37.8369%	Fecal		CFU/100 mL	200	283.2	86400	-	35,279.3
5439000	5/30/2007	49.4	49.4	0.1459	7.21	4464	37.8369%	Fecal		CFU/100 mL	200	283.2	86400	-	35,279.3
5439000	12/12/2011	49.4	49.4	0.1459	7.21	4464	37.8369%	Fecal		CFU/100 mL	200	283.2	86400	-	35,279.3
5439000	3/7/2020	49.4	49.4	0.1459	7.21	4464	37.8369%	Fecal		CFU/100 mL	200	283.2	86400	-	35,279.3
5439000	4/1/1994	49.3	49.3	0.1459	7.19	4468	37.8708%	Fecal		CFU/100 mL	200	283.2	86400	-	35,207.9
5439000	4/20/2006	49.3	49.3	0.1459	7.19	4468	37.8708%	Fecal		CFU/100 mL	200	283.2	86400	-	35,207.9
5439000	2/11/2017	49.3	49.3	0.1459	7.19	4468	37.8708%	Fecal		CFU/100 mL	200	283.2	86400	-	35,207.9
5439000	6/10/2017	49.3	49.3	0.1459	7.19	4468	37.8708%	Fecal		CFU/100 mL	200	283.2	86400	-	35,207.9
5439000	1/27/2020	49.3	49.3	0.1459	7.19	4468	37.8708%	Fecal		CFU/100 mL	200	283.2	86400	-	35,207.9
5439000	5/21/2006	49.2	49.2	0.1459	7.18	4473	37.9132%	Fecal		CFU/100 mL	200	283.2	86400	-	35,136.5
5439000	12/17/2009	49.2	49.2	0.1459	7.18	4473	37.9132%	Fecal		CFU/100 mL	200	283.2	86400	-	35,136.5
5439000	4/22/2010	49.2	49.2	0.1459	7.18	4473	37.9132%	Fecal		CFU/100 mL	200	283.2	86400	-	35,136.5
5439000	11/6/2013	49.2	49.2	0.1459	7.18	4473	37.9132%	Fecal		CFU/100 mL	200	283.2	86400	-	35,136.5
5439000	2/24/2017	49.2	49.2	0.1459	7.18	4473	37.9132%	Fecal		CFU/100 mL	200	283.2	86400	-	35,136.5
5439000	6/12/2010	49.1	49.1	0.1459	7.17	4478	37.9556%	Fecal		CFU/100 mL	200	283.2	86400	-	35,065.1
5439000	4/20/2014	49.1	49.1	0.1459	7.17	4478	37.9556%	Fecal		CFU/100 mL	200	283.2	86400	-	35,065.1
5439000	10/3/2014	49.1	49.1	0.1459	7.17	4478	37.9556%	Fecal		CFU/100 mL	200	283.2	86400	-	35,065.1
5439000	6/29/2016	49.1	49.1	0.1459	7.17	4478	37.9556%	Fecal		CFU/100 mL	200	283.2	86400	-	35,065.1
5439000	11/25/2020	49.1	49.1	0.1459	7.17	4478	37.9556%	Fecal		CFU/100 mL	200	283.2	86400	-	35,065.1
5439000	4/6/1990	49	49	0.1459	7.15	4483	37.9980%	Fecal		CFU/100 mL	200	283.2	86400	-	34,993.6
5439000	7/19/1990	49	49	0.1459	7.15	4483	37.9980%	Fecal		CFU/100 mL	200	283.2	86400	-	34,993.6
5439000	1/26/1992	49	49	0.1459	7.15	4483	37.9980%	Fecal		CFU/100 mL	200	283.2	86400	-	34,993.6
5439000	4/3/1992	49	49	0.1459	7.15	4483	37.9980%	Fecal		CFU/100 mL	200	283.2	86400	-	34,993.6
5439000	7/17/1992	49	49	0.1459	7.15	4483	37.9980%	Fecal		CFU/100 mL	200	283.2	86400	-	34,993.6
5439000	9/12/1992	49	49	0.1459	7.15	4483	37.9980%	Fecal		CFU/100 mL	200	283.2	86400	-	34,993.6
5439000	6/6/1993	49	49	0.1459	7.15	4483	37.9980%	Fecal		CFU/100 mL	200	283.2	86400	-	34,993.6
5439000	8/16/1993	49	49	0.1459	7.15	4483	37.9980%	Fecal		CFU/100 mL	200	283.2	86400	-	34,993.6
5439000	10/31/1994	49	49	0.1459	7.15	4483	37.9980%	Fecal		CFU/100 mL	200	283.2	86400	-	34,993.6
5439000	12/11/1994	49	49	0.1459	7.15	4483	37.9980%	Fecal		CFU/100 mL	200	283.2	86400	-	34,993.6
5439000	2/23/1995	49	49	0.1459	7.15	4483	37.9980%	Fecal		CFU/100 mL	200	283.2	86400	-	34,993.6
5439000	4/22/1997	49	49	0.1459	7.15	4483	37.9980%	Fecal		CFU/100 mL	200	283.2	86400	-	34,993.6
5439000	2/3/1998	49	49	0.1459	7.15	4483	37.9980%	Fecal		CFU/100 mL	200	283.2	86400	-	34,993.6
5439000	2/6/1998	49	49	0.1459	7.15	4483	37.9980%	Fecal		CFU/100 mL	200	283.2	86400	-	34,993.6
5439000	3/6/1999	49	49	0.1459	7.15	4483	37.9980%	Fecal		CFU/100 mL	200	283.2	86400	-	34,993.6
5439000	3/29/1999	49	49	0.1459	7.15	4483	37.9980%	Fecal		CFU/100 mL	200	283.2	86400	-	34,993.6
5439000	4/15/1999	49	49	0.1459	7.15	4483	37.9980%	Fecal		CFU/100 mL	200	283.2	86400	-	34,993.6
5439000	7/1/1999	49	49	0.1459	7.15	4483	37.9980%	Fecal		CFU/100 mL	200	283.2	86400	-	34,993.6

Gage ID	Date	Discharge (CFS)	Gage Discharge (less Surrogate NPDES) (CFS)	Watershed Area Ratio	Calculated flow (CFS)	Rank	Flow Exceedance %	Parameter	Results	Units (mg or micro_gram	Limit/Standard	100mL/CF	sec/day	Actual Load (million colonies/day)	Allowable Load (million colonies/day)
5439000	6/17/2001	49	49	0.1459	7.15	4483	37.9980%	Fecal		CFU/100 mL	200	283.2	86400	-	34,993.6
5439000	6/18/2001	49	49	0.1459	7.15	4483	37.9980%	Fecal		CFU/100 mL	200	283.2	86400	-	34,993.6
5439000	3/24/2002	49	49	0.1459	7.15	4483	37.9980%	Fecal		CFU/100 mL	200	283.2	86400	-	34,993.6
5439000	12/30/2007	49	49	0.1459	7.15	4483	37.9980%	Fecal		CFU/100 mL	200	283.2	86400	-	34,993.6
5439000	7/2/2009	49	49	0.1459	7.15	4483	37.9980%	Fecal		CFU/100 mL	200	283.2	86400	-	34,993.6
5439000	1/28/2012	49	49	0.1459	7.15	4483	37.9980%	Fecal		CFU/100 mL	200	283.2	86400	-	34,993.6
5439000	3/28/2015	49	49	0.1459	7.15	4483	37.9980%	Fecal		CFU/100 mL	200	283.2	86400	-	34,993.6
5439000	7/9/2018	49	49	0.1459	7.15	4483	37.9980%	Fecal		CFU/100 mL	200	283.2	86400	-	34,993.6
5439000	5/22/2008	48.9	48.9	0.1459	7.14	4509	38.2183%	Fecal		CFU/100 mL	200	283.2	86400	-	34,922.2
5439000	4/3/2015	48.9	48.9	0.1459	7.14	4509	38.2183%	Fecal		CFU/100 mL	200	283.2	86400	-	34,922.2
5439000	6/11/2017	48.9	48.9	0.1459	7.14	4509	38.2183%	Fecal		CFU/100 mL	200	283.2	86400	-	34,922.2
5439000	7/9/2016	48.8	48.8	0.1459	7.12	4512	38.2438%	Fecal		CFU/100 mL	200	283.2	86400	-	34,850.8
5439000	11/28/2017	48.8	48.8	0.1459	7.12	4512	38.2438%	Fecal		CFU/100 mL	200	283.2	86400	-	34,850.8
5439000	8/26/2009	48.7	48.7	0.1459	7.11	4514	38.2607%	Fecal		CFU/100 mL	200	283.2	86400	-	34,779.4
5439000	8/24/2011	48.7	48.7	0.1459	7.11	4514	38.2607%	Fecal		CFU/100 mL	200	283.2	86400	-	34,779.4
5439000	3/28/2013	48.7	48.7	0.1459	7.11	4514	38.2607%	Fecal		CFU/100 mL	200	283.2	86400	-	34,779.4
5439000	8/31/2013	48.7	48.7	0.1459	7.11	4514	38.2607%	Fecal		CFU/100 mL	200	283.2	86400	-	34,779.4
5439000	4/29/2014	48.7	48.7	0.1459	7.11	4514	38.2607%	Fecal		CFU/100 mL	200	283.2	86400	-	34,779.4
5439000	6/13/2016	48.7	48.7	0.1459	7.11	4514	38.2607%	Fecal		CFU/100 mL	200	283.2	86400	-	34,779.4
5439000	12/7/2016	48.7	48.7	0.1459	7.11	4514	38.2607%	Fecal		CFU/100 mL	200	283.2	86400	-	34,779.4
5439000	5/19/2021	48.7	48.7	0.1459	7.11	4514	38.2607%	Fecal		CFU/100 mL	200	283.2	86400	-	34,779.4
5439000	2/27/2004	48.6	48.6	0.1459	7.09	4522	38.3285%	Fecal		CFU/100 mL	200	283.2	86400	-	34,708.0
5439000	2/25/2009	48.6	48.6	0.1459	7.09	4522	38.3285%	Fecal		CFU/100 mL	200	283.2	86400	-	34,708.0
5439000	1/27/2012	48.6	48.6	0.1459	7.09	4522	38.3285%	Fecal		CFU/100 mL	200	283.2	86400	-	34,708.0
5439000	6/12/2017	48.6	48.6	0.1459	7.09	4522	38.3285%	Fecal		CFU/100 mL	200	283.2	86400	-	34,708.0
5439000	4/30/2008	48.5	48.5	0.1459	7.08	4526	38.3624%	Fecal		CFU/100 mL	200	283.2	86400	-	34,636.6
5439000	7/10/2017	48.5	48.5	0.1459	7.08	4526	38.3624%	Fecal		CFU/100 mL	200	283.2	86400	-	34,636.6
5439000	1/19/2018	48.5	48.5	0.1459	7.08	4526	38.3624%	Fecal		CFU/100 mL	200	283.2	86400	-	34,636.6
5439000	7/25/2019	48.5	48.5	0.1459	7.08	4526	38.3624%	Fecal		CFU/100 mL	200	283.2	86400	-	34,636.6
5439000	6/14/2020	48.5	48.5	0.1459	7.08	4526	38.3624%	Fecal		CFU/100 mL	200	283.2	86400	-	34,636.6
5439000	9/28/2011	48.4	48.4	0.1459	7.06	4531	38.4048%	Fecal		CFU/100 mL	200	283.2	86400	-	34,565.2
5439000	1/31/2016	48.4	48.4	0.1459	7.06	4531	38.4048%	Fecal		CFU/100 mL	200	283.2	86400	-	34,565.2
5439000	6/21/2017	48.4	48.4	0.1459	7.06	4531	38.4048%	Fecal		CFU/100 mL	200	283.2	86400	-	34,565.2
5439000	5/1/2008	48.3	48.3	0.1459	7.05	4534	38.4302%	Fecal		CFU/100 mL	200	283.2	86400	-	34,493.7
5439000	11/30/2011	48.3	48.3	0.1459	7.05	4534	38.4302%	Fecal		CFU/100 mL	200	283.2	86400	-	34,493.7
5439000	11/26/2017	48.3	48.3	0.1459	7.05	4534	38.4302%	Fecal		CFU/100 mL	200	283.2	86400	-	34,493.7
5439000	11/27/2018	48.3	48.3	0.1459	7.05	4534	38.4302%	Fecal		CFU/100 mL	200	283.2	86400	-	34,493.7
5439000	7/10/2019	48.3	48.3	0.1459	7.05	4534	38.4302%	Fecal		CFU/100 mL	200	283.2	86400	-	34,493.7
5439000	4/9/2004	48.2	48.2	0.1459	7.03	4539	38.4726%	Fecal		CFU/100 mL	200	283.2	86400	-	34,422.3
5439000	1/10/2007	48.2	48.2	0.1459	7.03	4539	38.4726%	Fecal		CFU/100 mL	200	283.2	86400	-	34,422.3
5439000	10/6/2008	48.2	48.2	0.1459	7.03	4539	38.4726%	Fecal		CFU/100 mL	200	283.2	86400	-	34,422.3
5439000	6/2/2010	48.2	48.2	0.1459	7.03	4539	38.4726%	Fecal		CFU/100 mL	200	283.2	86400	-	34,422.3
5439000	12/17/2018	48.2	48.2	0.1459	7.03	4539	38.4726%	Fecal		CFU/100 mL	200	283.2	86400	-	34,422.3
5439000	6/29/2011	48.1	48.1	0.1459	7.02	4544	38.5150%	Fecal		CFU/100 mL	200	283.2	86400	-	34,350.9
5439000	6/13/2017	48.1	48.1	0.1459	7.02	4544	38.5150%	Fecal		CFU/100 mL	200	283.2	86400	-	34,350.9
5439000	11/8/2017	48.1	48.1	0.1459	7.02	4544	38.5150%	Fecal		CFU/100 mL	200	283.2	86400	-	34,350.9
5439000	3/27/2018	48.1	48.1	0.1459	7.02	4544	38.5150%	Fecal		CFU/100 mL	200	283.2	86400	-	34,350.9
5439000	1/28/1990	48	48	0.1459	7.00	4548	38.5489%	Fecal		CFU/100 mL	200	283.2	86400	-	34,279.5
5439000	4/9/1990	48	48	0.1459	7.00	4548	38.5489%	Fecal		CFU/100 mL	200	283.2	86400	-	34,279.5
5439000	7/24/1990	48	48	0.1459	7.00	4548	38.5489%	Fecal		CFU/100 mL	200	283.2	86400	-	34,279.5
5439000	2/16/1991	48	48	0.1459	7.00	4548	38.5489%	Fecal		CFU/100 mL	200	283.2	86400	-	34,279.5
5439000	5/15/1991	48	48	0.1459	7.00	4548	38.5489%	Fecal		CFU/100 mL	200	283.2	86400	-	34,279.5
5439000	11/18/1991	48	48	0.1459	7.00	4548	38.5489%	Fecal		CFU/100 mL	200	283.2	86400	-	34,279.5
5439000	1/25/1992	48	48	0.1459	7.00	4548	38.5489%	Fecal		CFU/100 mL	200	283.2	86400	-	34,279.5
5439000	1/27/1992	48	48	0.1459	7.00	4548	38.5489%	Fecal		CFU/100 mL	200	283.2	86400	-	34,279.5
5439000	5/4/1992	48	48	0.1459	7.00	4548	38.5489%	Fecal		CFU/100 mL	200	283.2	86400	-	34,279.5
5439000	12/14/1992	48	48	0.1459	7.00	4548	38.5489%	Fecal		CFU/100 mL	200	283.2	86400	-	34,279.5
5439000	12/8/1994	48	48	0.1459	7.00	4548	38.5489%	Fecal		CFU/100 mL	200	283.2	86400	-	34,279.5
5439000	6/22/1995	48	48	0.1459	7.00	4548	38.5489%	Fecal		CFU/100 mL	200	283.2	86400	-	34,279.5
5439000	8/22/1996	48	48	0.1459	7.00	4548	38.5489%	Fecal		CFU/100 mL	200	283.2	86400	-	34,279.5
5439000	7/17/2000	48	48	0.1459	7.00	4548	38.5489%	Fecal		CFU/100 mL	200	283.2	86400	-	34,279.5
5439000	11/13/2000	48	48	0.1459	7.00	4548	38.5489%	Fecal		CFU/100 mL	200	283.2	86400	-	34,279.5
5439000	3/28/2005	48	48	0.1459	7.00	4548	38.5489%	Fecal		CFU/100 mL	200	283.2	86400	-	34,279.5
5439000	7/4/2009	48	48	0.1459	7.00	4548	38.5489%	Fecal		CFU/100 mL	200	283.2	86400	-	34,279.5
5439000	7/11/2009	48	48	0.1459	7.00	4548	38.5489%	Fecal		CFU/100 mL	200	283.2	86400	-	34,279.5
5439000	7/4/2010	48	48	0.1459	7.00	4548	38.5489%	Fecal		CFU/100 mL	200	283.2	86400	-	34,279.5
5439000	11/27/2017	48	48	0.1459	7.00	4548	38.5489%	Fecal		CFU/100 mL	200	283.2	86400	-	34,279.5
5439000	4/28/2014	47.9	47.9	0.1459	6.99	4568	38.7184%	Fecal		CFU/100 mL	200	283.2	86400	-	34,208.1
5439000	5/18/2021	47.9	47.9	0.1459	6.99	4568	38.7184%	Fecal		CFU/100 mL	200	283.2	86400	-	34,208.1
5439000	5/30/2010	47.8	47.8	0.1459	6.98	4570	38.7354%	Fecal		CFU/100 mL	200	283.2	86400	-	34,136.7
5439000	4/13/2014	47.8	47.8	0.1459	6.98	4570	38.7354%	Fecal		CFU/100 mL	200	283.2	86400	-	34,136.7
5439000	2/19/2016	47.8	47.8	0.1459	6.98	4570	38.7354%	Fecal		CFU/100 mL	200	283.2	86400	-	34,136.7
5439000	4/24/2016	47.8	47.8	0.1459	6.98	4570	38.7354%	Fecal		CFU/100 mL	200	283.2	86400	-	34,136.7
5439000	1/7/2012	47.7	47.7	0.1459	6.96	4574	38.7693%	Fecal		CFU/100 mL	200	283.2	86400	-	34,065.2
5439000	8/4/2017	47.7	47.7	0.1459	6.96	4574	38.7693%	Fecal		CFU/100 mL	200	283.2	86400	-	34,065.2
5439000	3/28/2012	47.6	47.6	0.1459	6.95	4576	38.7862%	Fecal		CFU/100 mL	200	283.2	86400	-	33,993.8
5439000	4/21/2014	47.6	47.6	0.1459	6.95	4576	38.7862%	Fecal		CFU/100 mL	200	283.2	86400	-	33,993.8
5439000	3/24/2015	47.6	47.6	0.1459	6.95	4576	38.7862%	Fecal		CFU/100 mL	200	283.2	86400	-	33,993.8
5439000	7/24/2015	47.6	47.6	0.1459	6.95	4576	38.7862%	Fecal		CFU/100 mL	200	283.2	86400	-	33,993.8
5439000	5/6/2006	47.5	47.5	0.1459	6.93	4580	38.8201%	Fecal		CFU/100 mL	200	283.2	86400	-	33,922.4
5439000	11/18/2011	47.5	47.5	0.1459	6.93	4580	38.8201%	Fecal		CFU/100 mL	200	283.2	86400	-	33,922.4
5439000	7/13/2013	47.5	47.5	0.1459	6.93	4580	38.8201%	Fecal		CFU/100 mL	200	283.2	86400	-	33,922.4
5439000	3/17/2017	47.5	47.5	0.1459	6.93	4580	38.8201%	Fecal		CFU/100 mL	200	283.2	86400	-	33,922.4
5439000	3/6/2002	47.4	47.4	0.1459	6.92	4584	38.8540%	Fecal		CFU/100 mL	200	283.2	86400	-	33,851.0
5439000	3/25/2002	47.4	47.4	0.1459	6.92	4584	38.8540%	Fecal		CFU/100 mL	200	283.2	86400	-	33,851.0
5439000	4/22/2015	47.4	47.4	0.1459	6.92	4584	38.8540%	Fecal		CFU/100 mL	200	283.2	86400	-	33,851.0
5439000	1/25/2016	47.4	47.4	0.1459	6.92	4584	38.8540%	Fecal		CFU/100 mL	200	283.2	86400	-	33,851.0
5439000	12/7/2004	47.3	47.3	0.1459	6.90	4588	38.8879%	Fecal		CFU/100 mL	200	283.2	86400	-	33,779.6
5439000	1/13/2010	47.3	47.3	0.1459	6.90	4588	38.8879%	Fecal		CFU/100 mL	200	283.2	86400	-	33,779.6
5439000	5/16/2013	47.3	47.3	0.1459	6.90	4588	38.8879%	Fecal		CFU/100 mL	200	283.2	86400	-	33,779.6

Gage ID	Date	Discharge (CFS)	Gage Discharge (less Surrogate NPDES) (CFS)	Watershed Area Ratio	Calculated flow (CFS)	Rank	Flow Exceedance %	Parameter	Results	Units (mg or micro_gram	Limit/Standard	100mL/CF	sec/day	Actual Load (million colonies/day)	Allowable Load (million colonies/day)
5439000	10/31/2016	47.3	47.3	0.1459	6.90	4588	38.8879%	Fecal		CFU/100 mL	200	283.2	86400	-	33,779.6
5439000	3/13/2004	47.2	47.2	0.1459	6.89	4592	38.9219%	Fecal		CFU/100 mL	200	283.2	86400	-	33,708.2
5439000	5/11/2006	47.2	47.2	0.1459	6.89	4592	38.9219%	Fecal		CFU/100 mL	200	283.2	86400	-	33,708.2
5439000	1/10/2012	47.2	47.2	0.1459	6.89	4592	38.9219%	Fecal		CFU/100 mL	200	283.2	86400	-	33,708.2
5439000	3/15/2017	47.2	47.2	0.1459	6.89	4592	38.9219%	Fecal		CFU/100 mL	200	283.2	86400	-	33,708.2
5439000	3/27/2017	47.2	47.2	0.1459	6.89	4592	38.9219%	Fecal		CFU/100 mL	200	283.2	86400	-	33,708.2
5439000	1/20/2018	47.2	47.2	0.1459	6.89	4592	38.9219%	Fecal		CFU/100 mL	200	283.2	86400	-	33,708.2
5439000	3/26/2002	47.1	47.1	0.1459	6.87	4598	38.9727%	Fecal		CFU/100 mL	200	283.2	86400	-	33,636.7
5439000	3/27/2002	47.1	47.1	0.1459	6.87	4598	38.9727%	Fecal		CFU/100 mL	200	283.2	86400	-	33,636.7
5439000	4/1/2002	47.1	47.1	0.1459	6.87	4598	38.9727%	Fecal		CFU/100 mL	200	283.2	86400	-	33,636.7
5439000	1/20/2009	47.1	47.1	0.1459	6.87	4598	38.9727%	Fecal		CFU/100 mL	200	283.2	86400	-	33,636.7
5439000	2/26/2012	47.1	47.1	0.1459	6.87	4598	38.9727%	Fecal		CFU/100 mL	200	283.2	86400	-	33,636.7
5439000	5/19/2014	47.1	47.1	0.1459	6.87	4598	38.9727%	Fecal		CFU/100 mL	200	283.2	86400	-	33,636.7
5439000	12/16/2019	47.1	47.1	0.1459	6.87	4598	38.9727%	Fecal		CFU/100 mL	200	283.2	86400	-	33,636.7
5439000	1/4/1990	47	47	0.1459	6.86	4605	39.0320%	Fecal		CFU/100 mL	200	283.2	86400	-	33,565.3
5439000	2/21/1990	47	47	0.1459	6.86	4605	39.0320%	Fecal		CFU/100 mL	200	283.2	86400	-	33,565.3
5439000	4/13/1990	47	47	0.1459	6.86	4605	39.0320%	Fecal		CFU/100 mL	200	283.2	86400	-	33,565.3
5439000	7/7/1990	47	47	0.1459	6.86	4605	39.0320%	Fecal		CFU/100 mL	200	283.2	86400	-	33,565.3
5439000	6/17/1991	47	47	0.1459	6.86	4605	39.0320%	Fecal		CFU/100 mL	200	283.2	86400	-	33,565.3
5439000	11/20/1991	47	47	0.1459	6.86	4605	39.0320%	Fecal		CFU/100 mL	200	283.2	86400	-	33,565.3
5439000	12/23/1991	47	47	0.1459	6.86	4605	39.0320%	Fecal		CFU/100 mL	200	283.2	86400	-	33,565.3
5439000	1/14/1992	47	47	0.1459	6.86	4605	39.0320%	Fecal		CFU/100 mL	200	283.2	86400	-	33,565.3
5439000	1/15/1992	47	47	0.1459	6.86	4605	39.0320%	Fecal		CFU/100 mL	200	283.2	86400	-	33,565.3
5439000	1/22/1992	47	47	0.1459	6.86	4605	39.0320%	Fecal		CFU/100 mL	200	283.2	86400	-	33,565.3
5439000	2/15/1992	47	47	0.1459	6.86	4605	39.0320%	Fecal		CFU/100 mL	200	283.2	86400	-	33,565.3
5439000	3/20/1992	47	47	0.1459	6.86	4605	39.0320%	Fecal		CFU/100 mL	200	283.2	86400	-	33,565.3
5439000	3/21/1992	47	47	0.1459	6.86	4605	39.0320%	Fecal		CFU/100 mL	200	283.2	86400	-	33,565.3
5439000	3/23/1992	47	47	0.1459	6.86	4605	39.0320%	Fecal		CFU/100 mL	200	283.2	86400	-	33,565.3
5439000	12/15/1992	47	47	0.1459	6.86	4605	39.0320%	Fecal		CFU/100 mL	200	283.2	86400	-	33,565.3
5439000	2/10/1993	47	47	0.1459	6.86	4605	39.0320%	Fecal		CFU/100 mL	200	283.2	86400	-	33,565.3
5439000	3/2/1995	47	47	0.1459	6.86	4605	39.0320%	Fecal		CFU/100 mL	200	283.2	86400	-	33,565.3
5439000	4/4/1995	47	47	0.1459	6.86	4605	39.0320%	Fecal		CFU/100 mL	200	283.2	86400	-	33,565.3
5439000	6/23/1995	47	47	0.1459	6.86	4605	39.0320%	Fecal		CFU/100 mL	200	283.2	86400	-	33,565.3
5439000	2/12/1996	47	47	0.1459	6.86	4605	39.0320%	Fecal		CFU/100 mL	200	283.2	86400	-	33,565.3
5439000	4/2/1997	47	47	0.1459	6.86	4605	39.0320%	Fecal		CFU/100 mL	200	283.2	86400	-	33,565.3
5439000	6/1/1997	47	47	0.1459	6.86	4605	39.0320%	Fecal		CFU/100 mL	200	283.2	86400	-	33,565.3
5439000	6/3/1998	47	47	0.1459	6.86	4605	39.0320%	Fecal		CFU/100 mL	200	283.2	86400	-	33,565.3
5439000	6/27/1998	47	47	0.1459	6.86	4605	39.0320%	Fecal		CFU/100 mL	200	283.2	86400	-	33,565.3
5439000	10/25/1998	47	47	0.1459	6.86	4605	39.0320%	Fecal		CFU/100 mL	200	283.2	86400	-	33,565.3
5439000	11/18/1998	47	47	0.1459	6.86	4605	39.0320%	Fecal		CFU/100 mL	200	283.2	86400	-	33,565.3
5439000	11/19/1998	47	47	0.1459	6.86	4605	39.0320%	Fecal		CFU/100 mL	200	283.2	86400	-	33,565.3
5439000	12/17/1998	47	47	0.1459	6.86	4605	39.0320%	Fecal		CFU/100 mL	200	283.2	86400	-	33,565.3
5439000	3/9/1999	47	47	0.1459	6.86	4605	39.0320%	Fecal		CFU/100 mL	200	283.2	86400	-	33,565.3
5439000	4/28/2001	47	47	0.1459	6.86	4605	39.0320%	Fecal		CFU/100 mL	200	283.2	86400	-	33,565.3
5439000	3/2/2002	47	47	0.1459	6.86	4605	39.0320%	Fecal		CFU/100 mL	200	283.2	86400	-	33,565.3
5439000	3/28/2002	47	47	0.1459	6.86	4605	39.0320%	Fecal		CFU/100 mL	200	283.2	86400	-	33,565.3
5439000	7/12/2003	47	47	0.1459	6.86	4605	39.0320%	Fecal		CFU/100 mL	200	283.2	86400	-	33,565.3
5439000	2/13/2012	47	47	0.1459	6.86	4605	39.0320%	Fecal		CFU/100 mL	200	283.2	86400	-	33,565.3
5439000	10/26/2021	47	47	0.1459	6.86	4605	39.0320%	Fecal		CFU/100 mL	200	283.2	86400	-	33,565.3
5439000	6/15/2017	46.9	46.9	0.1459	6.84	4640	39.3287%	Fecal		CFU/100 mL	200	283.2	86400	-	33,493.9
5439000	12/13/2009	46.8	46.8	0.1459	6.83	4641	39.3372%	Fecal		CFU/100 mL	200	283.2	86400	-	33,422.5
5439000	2/22/2014	46.8	46.8	0.1459	6.83	4641	39.3372%	Fecal		CFU/100 mL	200	283.2	86400	-	33,422.5
5439000	6/24/2017	46.8	46.8	0.1459	6.83	4641	39.3372%	Fecal		CFU/100 mL	200	283.2	86400	-	33,422.5
5439000	3/16/2018	46.8	46.8	0.1459	6.83	4641	39.3372%	Fecal		CFU/100 mL	200	283.2	86400	-	33,422.5
5439000	6/15/2006	46.7	46.7	0.1459	6.82	4645	39.3711%	Fecal		CFU/100 mL	200	283.2	86400	-	33,351.1
5439000	7/8/2010	46.7	46.7	0.1459	6.82	4645	39.3711%	Fecal		CFU/100 mL	200	283.2	86400	-	33,351.1
5439000	10/18/2012	46.7	46.7	0.1459	6.82	4645	39.3711%	Fecal		CFU/100 mL	200	283.2	86400	-	33,351.1
5439000	5/1/2014	46.7	46.7	0.1459	6.82	4645	39.3711%	Fecal		CFU/100 mL	200	283.2	86400	-	33,351.1
5439000	1/26/2016	46.7	46.7	0.1459	6.82	4645	39.3711%	Fecal		CFU/100 mL	200	283.2	86400	-	33,351.1
5439000	1/21/2018	46.7	46.7	0.1459	6.82	4645	39.3711%	Fecal		CFU/100 mL	200	283.2	86400	-	33,351.1
5439000	12/12/2020	46.7	46.7	0.1459	6.82	4645	39.3711%	Fecal		CFU/100 mL	200	283.2	86400	-	33,351.1
5439000	12/5/2009	46.6	46.6	0.1459	6.80	4652	39.4304%	Fecal		CFU/100 mL	200	283.2	86400	-	33,279.7
5439000	6/30/2011	46.6	46.6	0.1459	6.80	4652	39.4304%	Fecal		CFU/100 mL	200	283.2	86400	-	33,279.7
5439000	11/19/2011	46.6	46.6	0.1459	6.80	4652	39.4304%	Fecal		CFU/100 mL	200	283.2	86400	-	33,279.7
5439000	12/13/2011	46.6	46.6	0.1459	6.80	4652	39.4304%	Fecal		CFU/100 mL	200	283.2	86400	-	33,279.7
5439000	5/19/2012	46.6	46.6	0.1459	6.80	4652	39.4304%	Fecal		CFU/100 mL	200	283.2	86400	-	33,279.7
5439000	2/4/2010	46.5	46.5	0.1459	6.79	4657	39.4728%	Fecal		CFU/100 mL	200	283.2	86400	-	33,208.3
5439000	4/25/2016	46.5	46.5	0.1459	6.79	4657	39.4728%	Fecal		CFU/100 mL	200	283.2	86400	-	33,208.3
5439000	6/15/2020	46.5	46.5	0.1459	6.79	4657	39.4728%	Fecal		CFU/100 mL	200	283.2	86400	-	33,208.3
5439000	6/27/2004	46.4	46.4	0.1459	6.77	4660	39.4982%	Fecal		CFU/100 mL	200	283.2	86400	-	33,136.8
5439000	4/8/2013	46.4	46.4	0.1459	6.77	4660	39.4982%	Fecal		CFU/100 mL	200	283.2	86400	-	33,136.8
5439000	10/26/1993	46.3	46.3	0.1459	6.76	4662	39.5152%	Fecal		CFU/100 mL	200	283.2	86400	-	33,065.4
5439000	6/25/2002	46.3	46.3	0.1459	6.76	4662	39.5152%	Fecal		CFU/100 mL	200	283.2	86400	-	33,065.4
5439000	11/24/2014	46.3	46.3	0.1459	6.76	4662	39.5152%	Fecal		CFU/100 mL	200	283.2	86400	-	33,065.4
5439000	2/19/2019	46.3	46.3	0.1459	6.76	4662	39.5152%	Fecal		CFU/100 mL	200	283.2	86400	-	33,065.4
5439000	2/22/2020	46.3	46.3	0.1459	6.76	4662	39.5152%	Fecal		CFU/100 mL	200	283.2	86400	-	33,065.4
5439000	5/31/2021	46.3	46.3	0.1459	6.76	4662	39.5152%	Fecal		CFU/100 mL	200	283.2	86400	-	33,065.4
5439000	5/30/2006	46.2	46.2	0.1459	6.74	4668	39.5660%	Fecal		CFU/100 mL	200	283.2	86400	-	32,994.0
5439000	12/7/1993	46.1	46.1	0.1459	6.73	4669	39.5745%	Fecal		CFU/100 mL	200	283.2	86400	-	32,922.6
5439000	11/16/2009	46.1	46.1	0.1459	6.73	4669	39.5745%	Fecal		CFU/100 mL	200	283.2	86400	-	32,922.6
5439000	12/14/2009	46.1	46.1	0.1459	6.73	4669	39.5745%	Fecal		CFU/100 mL	200	283.2	86400	-	32,922.6
5439000	3/16/2017	46.1	46.1	0.1459	6.73	4669	39.5745%	Fecal		CFU/100 mL	200	283.2	86400	-	32,922.6
5439000	11/9/2017	46.1	46.1	0.1459	6.73	4669	39.5745%	Fecal		CFU/100 mL	200	283.2	86400	-	32,922.6
5439000	12/17/2019	46.1	46.1	0.1459	6.73	4669	39.5745%	Fecal		CFU/100 mL	200	283.2	86400	-	32,922.6
5439000	4/7/1990	46	46	0.1459	6.71	4675	39.6254%	Fecal		CFU/100 mL	200	283.2	86400	-	32,851.2
5439000	4/11/1990	46	46	0.1459	6.71	4675	39.6254%	Fecal		CFU/100 mL	200	283.2	86400	-	32,851.2
5439000	4/29/1990	46	46	0.1459	6.71	4675	39.6254%	Fecal		CFU/100 mL	200	283.2	86400	-	32,851.2
5439000	6/9/1990	46	46	0.1459	6.71	4675	39.6254%	Fecal		CFU/100 mL	200	283.2	86400	-	32,851.2
5439000	11/12/1990	46	46	0.1459	6.71	4675	39.6254%	Fecal		CFU/100 mL	200	283.2	86400	-	32,851.2
5439000	12/24/1991	46	46	0.1459	6.71	4675	39.6254%	Fecal		CFU/100 mL	200	283.2	86400	-	32,851.2

Gage ID	Date	Discharge (CFS)	Gage Discharge (less Surrogate NPDES) (CFS)	Watershed Area Ratio	Calculated flow (CFS)	Rank	Flow Exceedance %	Parameter	Results	Units (mg or micro_gram	Limit/Standard	100mL/CF	sec/day	Actual Load (million colonies/day)	Allowable Load (million colonies/day)
5439000	1/24/1992	46	46	0.1459	6.71	4675	39.6254%	Fecal		CFU/100 mL	200	283.2	86400	-	32,851.2
5439000	1/28/1992	46	46	0.1459	6.71	4675	39.6254%	Fecal		CFU/100 mL	200	283.2	86400	-	32,851.2
5439000	4/1/1992	46	46	0.1459	6.71	4675	39.6254%	Fecal		CFU/100 mL	200	283.2	86400	-	32,851.2
5439000	5/5/1992	46	46	0.1459	6.71	4675	39.6254%	Fecal		CFU/100 mL	200	283.2	86400	-	32,851.2
5439000	5/25/1993	46	46	0.1459	6.71	4675	39.6254%	Fecal		CFU/100 mL	200	283.2	86400	-	32,851.2
5439000	5/28/1993	46	46	0.1459	6.71	4675	39.6254%	Fecal		CFU/100 mL	200	283.2	86400	-	32,851.2
5439000	7/11/1993	46	46	0.1459	6.71	4675	39.6254%	Fecal		CFU/100 mL	200	283.2	86400	-	32,851.2
5439000	8/6/1993	46	46	0.1459	6.71	4675	39.6254%	Fecal		CFU/100 mL	200	283.2	86400	-	32,851.2
5439000	12/13/1994	46	46	0.1459	6.71	4675	39.6254%	Fecal		CFU/100 mL	200	283.2	86400	-	32,851.2
5439000	3/24/1995	46	46	0.1459	6.71	4675	39.6254%	Fecal		CFU/100 mL	200	283.2	86400	-	32,851.2
5439000	6/26/1995	46	46	0.1459	6.71	4675	39.6254%	Fecal		CFU/100 mL	200	283.2	86400	-	32,851.2
5439000	11/1/1995	46	46	0.1459	6.71	4675	39.6254%	Fecal		CFU/100 mL	200	283.2	86400	-	32,851.2
5439000	7/5/1996	46	46	0.1459	6.71	4675	39.6254%	Fecal		CFU/100 mL	200	283.2	86400	-	32,851.2
5439000	8/21/1996	46	46	0.1459	6.71	4675	39.6254%	Fecal		CFU/100 mL	200	283.2	86400	-	32,851.2
5439000	1/9/1997	46	46	0.1459	6.71	4675	39.6254%	Fecal		CFU/100 mL	200	283.2	86400	-	32,851.2
5439000	4/3/1997	46	46	0.1459	6.71	4675	39.6254%	Fecal		CFU/100 mL	200	283.2	86400	-	32,851.2
5439000	4/23/1997	46	46	0.1459	6.71	4675	39.6254%	Fecal		CFU/100 mL	200	283.2	86400	-	32,851.2
5439000	2/26/1999	46	46	0.1459	6.71	4675	39.6254%	Fecal		CFU/100 mL	200	283.2	86400	-	32,851.2
5439000	3/12/1999	46	46	0.1459	6.71	4675	39.6254%	Fecal		CFU/100 mL	200	283.2	86400	-	32,851.2
5439000	3/14/1999	46	46	0.1459	6.71	4675	39.6254%	Fecal		CFU/100 mL	200	283.2	86400	-	32,851.2
5439000	3/30/1999	46	46	0.1459	6.71	4675	39.6254%	Fecal		CFU/100 mL	200	283.2	86400	-	32,851.2
5439000	3/31/1999	46	46	0.1459	6.71	4675	39.6254%	Fecal		CFU/100 mL	200	283.2	86400	-	32,851.2
5439000	6/30/1999	46	46	0.1459	6.71	4675	39.6254%	Fecal		CFU/100 mL	200	283.2	86400	-	32,851.2
5439000	3/6/2000	46	46	0.1459	6.71	4675	39.6254%	Fecal		CFU/100 mL	200	283.2	86400	-	32,851.2
5439000	10/5/2000	46	46	0.1459	6.71	4675	39.6254%	Fecal		CFU/100 mL	200	283.2	86400	-	32,851.2
5439000	5/11/2001	46	46	0.1459	6.71	4675	39.6254%	Fecal		CFU/100 mL	200	283.2	86400	-	32,851.2
5439000	5/27/2001	46	46	0.1459	6.71	4675	39.6254%	Fecal		CFU/100 mL	200	283.2	86400	-	32,851.2
5439000	3/7/2002	46	46	0.1459	6.71	4675	39.6254%	Fecal		CFU/100 mL	200	283.2	86400	-	32,851.2
5439000	6/26/2002	46	46	0.1459	6.71	4675	39.6254%	Fecal		CFU/100 mL	200	283.2	86400	-	32,851.2
5439000	1/19/2005	46	46	0.1459	6.71	4675	39.6254%	Fecal		CFU/100 mL	200	283.2	86400	-	32,851.2
5439000	4/24/2007	46	46	0.1459	6.71	4675	39.6254%	Fecal		CFU/100 mL	200	283.2	86400	-	32,851.2
5439000	7/3/2009	46	46	0.1459	6.71	4675	39.6254%	Fecal		CFU/100 mL	200	283.2	86400	-	32,851.2
5439000	7/5/2009	46	46	0.1459	6.71	4675	39.6254%	Fecal		CFU/100 mL	200	283.2	86400	-	32,851.2
5439000	11/17/2009	46	46	0.1459	6.71	4675	39.6254%	Fecal		CFU/100 mL	200	283.2	86400	-	32,851.2
5439000	4/23/2010	46	46	0.1459	6.71	4675	39.6254%	Fecal		CFU/100 mL	200	283.2	86400	-	32,851.2
5439000	2/6/2017	46	46	0.1459	6.71	4675	39.6254%	Fecal		CFU/100 mL	200	283.2	86400	-	32,851.2
5439000	1/28/2020	46	46	0.1459	6.71	4675	39.6254%	Fecal		CFU/100 mL	200	283.2	86400	-	32,851.2
5439000	7/5/1994	45.9	45.9	0.1459	6.70	4718	39.9898%	Fecal		CFU/100 mL	200	283.2	86400	-	32,779.8
5439000	3/31/2002	45.9	45.9	0.1459	6.70	4718	39.9898%	Fecal		CFU/100 mL	200	283.2	86400	-	32,779.8
5439000	6/21/2008	45.9	45.9	0.1459	6.70	4718	39.9898%	Fecal		CFU/100 mL	200	283.2	86400	-	32,779.8
5439000	2/25/2012	45.9	45.9	0.1459	6.70	4718	39.9898%	Fecal		CFU/100 mL	200	283.2	86400	-	32,779.8
5439000	4/18/2012	45.9	45.9	0.1459	6.70	4718	39.9898%	Fecal		CFU/100 mL	200	283.2	86400	-	32,779.8
5439000	12/5/2017	45.9	45.9	0.1459	6.70	4718	39.9898%	Fecal		CFU/100 mL	200	283.2	86400	-	32,779.8
5439000	7/17/2019	45.9	45.9	0.1459	6.70	4718	39.9898%	Fecal		CFU/100 mL	200	283.2	86400	-	32,779.8
5439000	1/12/2009	45.8	45.8	0.1459	6.68	4725	40.0492%	Fecal		CFU/100 mL	200	283.2	86400	-	32,708.3
5439000	2/5/2010	45.8	45.8	0.1459	6.68	4725	40.0492%	Fecal		CFU/100 mL	200	283.2	86400	-	32,708.3
5439000	2/16/2012	45.8	45.8	0.1459	6.68	4725	40.0492%	Fecal		CFU/100 mL	200	283.2	86400	-	32,708.3
5439000	6/2/2012	45.8	45.8	0.1459	6.68	4725	40.0492%	Fecal		CFU/100 mL	200	283.2	86400	-	32,708.3
5439000	4/30/2014	45.8	45.8	0.1459	6.68	4725	40.0492%	Fecal		CFU/100 mL	200	283.2	86400	-	32,708.3
5439000	5/28/2014	45.8	45.8	0.1459	6.68	4725	40.0492%	Fecal		CFU/100 mL	200	283.2	86400	-	32,708.3
5439000	4/24/2015	45.8	45.8	0.1459	6.68	4725	40.0492%	Fecal		CFU/100 mL	200	283.2	86400	-	32,708.3
5439000	6/14/2017	45.8	45.8	0.1459	6.68	4725	40.0492%	Fecal		CFU/100 mL	200	283.2	86400	-	32,708.3
5439000	7/14/2021	45.8	45.8	0.1459	6.68	4725	40.0492%	Fecal		CFU/100 mL	200	283.2	86400	-	32,708.3
5439000	10/28/1993	45.7	45.7	0.1459	6.67	4734	40.1254%	Fecal		CFU/100 mL	200	283.2	86400	-	32,636.9
5439000	4/2/1994	45.7	45.7	0.1459	6.67	4734	40.1254%	Fecal		CFU/100 mL	200	283.2	86400	-	32,636.9
5439000	7/6/1994	45.7	45.7	0.1459	6.67	4734	40.1254%	Fecal		CFU/100 mL	200	283.2	86400	-	32,636.9
5439000	5/7/2008	45.7	45.7	0.1459	6.67	4734	40.1254%	Fecal		CFU/100 mL	200	283.2	86400	-	32,636.9
5439000	6/12/2013	45.7	45.7	0.1459	6.67	4734	40.1254%	Fecal		CFU/100 mL	200	283.2	86400	-	32,636.9
5439000	4/23/2016	45.7	45.7	0.1459	6.67	4734	40.1254%	Fecal		CFU/100 mL	200	283.2	86400	-	32,636.9
5439000	1/18/2018	45.7	45.7	0.1459	6.67	4734	40.1254%	Fecal		CFU/100 mL	200	283.2	86400	-	32,636.9
5439000	4/20/2021	45.7	45.7	0.1459	6.67	4734	40.1254%	Fecal		CFU/100 mL	200	283.2	86400	-	32,636.9
5439000	10/28/2001	45.6	45.6	0.1459	6.65	4742	40.1933%	Fecal		CFU/100 mL	200	283.2	86400	-	32,565.5
5439000	7/8/2003	45.6	45.6	0.1459	6.65	4742	40.1933%	Fecal		CFU/100 mL	200	283.2	86400	-	32,565.5
5439000	7/16/2007	45.6	45.6	0.1459	6.65	4742	40.1933%	Fecal		CFU/100 mL	200	283.2	86400	-	32,565.5
5439000	11/24/2008	45.6	45.6	0.1459	6.65	4742	40.1933%	Fecal		CFU/100 mL	200	283.2	86400	-	32,565.5
5439000	4/13/2019	45.6	45.6	0.1459	6.65	4742	40.1933%	Fecal		CFU/100 mL	200	283.2	86400	-	32,565.5
5439000	7/4/2004	45.5	45.5	0.1459	6.64	4747	40.2356%	Fecal		CFU/100 mL	200	283.2	86400	-	32,494.1
5439000	8/18/2007	45.5	45.5	0.1459	6.64	4747	40.2356%	Fecal		CFU/100 mL	200	283.2	86400	-	32,494.1
5439000	7/20/2021	45.5	45.5	0.1459	6.64	4747	40.2356%	Fecal		CFU/100 mL	200	283.2	86400	-	32,494.1
5439000	7/7/1994	45.4	45.4	0.1459	6.63	4750	40.2611%	Fecal		CFU/100 mL	200	283.2	86400	-	32,422.7
5439000	2/15/2013	45.4	45.4	0.1459	6.63	4750	40.2611%	Fecal		CFU/100 mL	200	283.2	86400	-	32,422.7
5439000	4/26/2016	45.4	45.4	0.1459	6.63	4750	40.2611%	Fecal		CFU/100 mL	200	283.2	86400	-	32,422.7
5439000	6/22/2017	45.4	45.4	0.1459	6.63	4750	40.2611%	Fecal		CFU/100 mL	200	283.2	86400	-	32,422.7
5439000	3/20/2017	45.3	45.3	0.1459	6.61	4754	40.2950%	Fecal		CFU/100 mL	200	283.2	86400	-	32,351.3
5439000	1/26/2018	45.3	45.3	0.1459	6.61	4754	40.2950%	Fecal		CFU/100 mL	200	283.2	86400	-	32,351.3
5439000	3/18/2017	45.2	45.2	0.1459	6.60	4756	40.3119%	Fecal		CFU/100 mL	200	283.2	86400	-	32,279.9
5439000	7/10/2018	45.2	45.2	0.1459	6.60	4756	40.3119%	Fecal		CFU/100 mL	200	283.2	86400	-	32,279.9
5439000	12/21/2018	45.2	45.2	0.1459	6.60	4756	40.3119%	Fecal		CFU/100 mL	200	283.2	86400	-	32,279.9
5439000	2/28/2004	45.1	45.1	0.1459	6.58	4759	40.3373%	Fecal		CFU/100 mL	200	283.2	86400	-	32,208.4
5439000	6/26/2006	45.1	45.1	0.1459	6.58	4759	40.3373%	Fecal		CFU/100 mL	200	283.2	86400	-	32,208.4
5439000	12/7/2006	45.1	45.1	0.1459	6.58	4759	40.3373%	Fecal		CFU/100 mL	200	283.2	86400	-	32,208.4
5439000	11/21/2008	45.1	45.1	0.1459	6.58	4759	40.3373%	Fecal		CFU/100 mL	200	283.2	86400	-	32,208.4
5439000	2/14/2012	45.1	45.1	0.1459	6.58	4759	40.3373%	Fecal		CFU/100 mL	200	283.2	86400	-	32,208.4
5439000	2/25/2017	45.1	45.1	0.1459	6.58	4759	40.3373%	Fecal		CFU/100 mL	200	283.2	86400	-	32,208.4
5439000	1/29/1990	45	45	0.1459	6.57	4765	40.3882%	Fecal		CFU/100 mL	200	283.2	86400	-	32,137.0
5439000	4/8/1990	45	45	0.1459	6.57	4765	40.3882%	Fecal		CFU/100 mL	200	283.2	86400	-	32,137.0
5439000	8/18/1990	45	45	0.1459	6.57	4765	40.3882%	Fecal		CFU/100 mL	200	283.2	86400	-	32,137.0
5439000	10/18/1990	45	45	0.1459	6.57	4765	40.3882%	Fecal		CFU/100 mL	200	283.2	86400	-	32,137.0
5439000	12/27/1990	45	45	0.1459	6.57	4765	40.3882%	Fecal		CFU/100 mL	200	283.2	86400	-	32,137.0
5439000	2/3/1991	45	45	0.1459	6.57	4765	40.3882%	Fecal		CFU/100 mL	200	283.2	86400	-	32,137.0

Gage ID	Date	Discharge (CFS)	Gage Discharge (less Surrogate NPDES) (CFS)	Watershed Area Ratio	Calculated flow (CFS)	Rank	Flow Exceedance %	Parameter	Results	Units (mg or micro_gram	Limit/Standard	100mL/CF	sec/day	Actual Load (million colonies/day)	Allowable Load (million colonies/day)
5439000	5/3/1991	45	45	0.1459	6.57	4765	40.3882%	Fecal		CFU/100 mL	200	283.2	86400	-	32,137.0
5439000	1/23/1992	45	45	0.1459	6.57	4765	40.3882%	Fecal		CFU/100 mL	200	283.2	86400	-	32,137.0
5439000	1/30/1992	45	45	0.1459	6.57	4765	40.3882%	Fecal		CFU/100 mL	200	283.2	86400	-	32,137.0
5439000	4/2/1992	45	45	0.1459	6.57	4765	40.3882%	Fecal		CFU/100 mL	200	283.2	86400	-	32,137.0
5439000	4/12/1992	45	45	0.1459	6.57	4765	40.3882%	Fecal		CFU/100 mL	200	283.2	86400	-	32,137.0
5439000	5/3/1992	45	45	0.1459	6.57	4765	40.3882%	Fecal		CFU/100 mL	200	283.2	86400	-	32,137.0
5439000	2/13/1993	45	45	0.1459	6.57	4765	40.3882%	Fecal		CFU/100 mL	200	283.2	86400	-	32,137.0
5439000	3/21/1993	45	45	0.1459	6.57	4765	40.3882%	Fecal		CFU/100 mL	200	283.2	86400	-	32,137.0
5439000	10/8/1993	45	45	0.1459	6.57	4765	40.3882%	Fecal		CFU/100 mL	200	283.2	86400	-	32,137.0
5439000	10/15/1993	45	45	0.1459	6.57	4765	40.3882%	Fecal		CFU/100 mL	200	283.2	86400	-	32,137.0
5439000	1/1/1994	45	45	0.1459	6.57	4765	40.3882%	Fecal		CFU/100 mL	200	283.2	86400	-	32,137.0
5439000	11/26/1994	45	45	0.1459	6.57	4765	40.3882%	Fecal		CFU/100 mL	200	283.2	86400	-	32,137.0
5439000	1/12/1995	45	45	0.1459	6.57	4765	40.3882%	Fecal		CFU/100 mL	200	283.2	86400	-	32,137.0
5439000	2/2/1995	45	45	0.1459	6.57	4765	40.3882%	Fecal		CFU/100 mL	200	283.2	86400	-	32,137.0
5439000	2/7/1995	45	45	0.1459	6.57	4765	40.3882%	Fecal		CFU/100 mL	200	283.2	86400	-	32,137.0
5439000	6/24/1995	45	45	0.1459	6.57	4765	40.3882%	Fecal		CFU/100 mL	200	283.2	86400	-	32,137.0
5439000	6/27/1995	45	45	0.1459	6.57	4765	40.3882%	Fecal		CFU/100 mL	200	283.2	86400	-	32,137.0
5439000	4/4/1997	45	45	0.1459	6.57	4765	40.3882%	Fecal		CFU/100 mL	200	283.2	86400	-	32,137.0
5439000	4/8/1997	45	45	0.1459	6.57	4765	40.3882%	Fecal		CFU/100 mL	200	283.2	86400	-	32,137.0
5439000	6/13/1997	45	45	0.1459	6.57	4765	40.3882%	Fecal		CFU/100 mL	200	283.2	86400	-	32,137.0
5439000	6/27/1997	45	45	0.1459	6.57	4765	40.3882%	Fecal		CFU/100 mL	200	283.2	86400	-	32,137.0
5439000	8/17/1997	45	45	0.1459	6.57	4765	40.3882%	Fecal		CFU/100 mL	200	283.2	86400	-	32,137.0
5439000	1/17/1998	45	45	0.1459	6.57	4765	40.3882%	Fecal		CFU/100 mL	200	283.2	86400	-	32,137.0
5439000	6/4/1998	45	45	0.1459	6.57	4765	40.3882%	Fecal		CFU/100 mL	200	283.2	86400	-	32,137.0
5439000	6/5/1998	45	45	0.1459	6.57	4765	40.3882%	Fecal		CFU/100 mL	200	283.2	86400	-	32,137.0
5439000	7/12/1998	45	45	0.1459	6.57	4765	40.3882%	Fecal		CFU/100 mL	200	283.2	86400	-	32,137.0
5439000	10/30/1998	45	45	0.1459	6.57	4765	40.3882%	Fecal		CFU/100 mL	200	283.2	86400	-	32,137.0
5439000	12/18/1998	45	45	0.1459	6.57	4765	40.3882%	Fecal		CFU/100 mL	200	283.2	86400	-	32,137.0
5439000	3/13/1999	45	45	0.1459	6.57	4765	40.3882%	Fecal		CFU/100 mL	200	283.2	86400	-	32,137.0
5439000	4/1/1999	45	45	0.1459	6.57	4765	40.3882%	Fecal		CFU/100 mL	200	283.2	86400	-	32,137.0
5439000	5/2/2000	45	45	0.1459	6.57	4765	40.3882%	Fecal		CFU/100 mL	200	283.2	86400	-	32,137.0
5439000	2/5/2001	45	45	0.1459	6.57	4765	40.3882%	Fecal		CFU/100 mL	200	283.2	86400	-	32,137.0
5439000	4/29/2001	45	45	0.1459	6.57	4765	40.3882%	Fecal		CFU/100 mL	200	283.2	86400	-	32,137.0
5439000	5/7/2001	45	45	0.1459	6.57	4765	40.3882%	Fecal		CFU/100 mL	200	283.2	86400	-	32,137.0
5439000	3/29/2005	45	45	0.1459	6.57	4765	40.3882%	Fecal		CFU/100 mL	200	283.2	86400	-	32,137.0
5439000	1/21/2008	45	45	0.1459	6.57	4765	40.3882%	Fecal		CFU/100 mL	200	283.2	86400	-	32,137.0
5439000	2/16/2011	45	45	0.1459	6.57	4765	40.3882%	Fecal		CFU/100 mL	200	283.2	86400	-	32,137.0
5439000	6/30/2016	45	45	0.1459	6.57	4765	40.3882%	Fecal		CFU/100 mL	200	283.2	86400	-	32,137.0
5439000	4/5/2011	44.9	44.9	0.1459	6.55	4809	40.7611%	Fecal		CFU/100 mL	200	283.2	86400	-	32,065.6
5439000	11/30/2017	44.9	44.9	0.1459	6.55	4809	40.7611%	Fecal		CFU/100 mL	200	283.2	86400	-	32,065.6
5439000	11/18/2009	44.8	44.8	0.1459	6.54	4811	40.7781%	Fecal		CFU/100 mL	200	283.2	86400	-	31,994.2
5439000	5/31/2010	44.8	44.8	0.1459	6.54	4811	40.7781%	Fecal		CFU/100 mL	200	283.2	86400	-	31,994.2
5439000	3/29/2015	44.8	44.8	0.1459	6.54	4811	40.7781%	Fecal		CFU/100 mL	200	283.2	86400	-	31,994.2
5439000	2/23/2017	44.8	44.8	0.1459	6.54	4811	40.7781%	Fecal		CFU/100 mL	200	283.2	86400	-	31,994.2
5439000	6/16/2020	44.8	44.8	0.1459	6.54	4811	40.7781%	Fecal		CFU/100 mL	200	283.2	86400	-	31,994.2
5439000	7/13/2010	44.7	44.7	0.1459	6.52	4816	40.8205%	Fecal		CFU/100 mL	200	283.2	86400	-	31,922.8
5439000	3/27/2005	44.6	44.6	0.1459	6.51	4817	40.8290%	Fecal		CFU/100 mL	200	283.2	86400	-	31,851.4
5439000	12/11/2009	44.6	44.6	0.1459	6.51	4817	40.8290%	Fecal		CFU/100 mL	200	283.2	86400	-	31,851.4
5439000	7/29/2010	44.6	44.6	0.1459	6.51	4817	40.8290%	Fecal		CFU/100 mL	200	283.2	86400	-	31,851.4
5439000	8/10/2010	44.6	44.6	0.1459	6.51	4817	40.8290%	Fecal		CFU/100 mL	200	283.2	86400	-	31,851.4
5439000	10/18/2014	44.6	44.6	0.1459	6.51	4817	40.8290%	Fecal		CFU/100 mL	200	283.2	86400	-	31,851.4
5439000	11/6/2016	44.6	44.6	0.1459	6.51	4817	40.8290%	Fecal		CFU/100 mL	200	283.2	86400	-	31,851.4
5439000	3/8/2022	44.6	44.6	0.1459	6.51	4817	40.8290%	Fecal		CFU/100 mL	200	283.2	86400	-	31,851.4
5439000	3/3/2002	44.5	44.5	0.1459	6.49	4824	40.8883%	Fecal		CFU/100 mL	200	283.2	86400	-	31,779.9
5439000	4/3/2002	44.5	44.5	0.1459	6.49	4824	40.8883%	Fecal		CFU/100 mL	200	283.2	86400	-	31,779.9
5439000	4/5/2006	44.5	44.5	0.1459	6.49	4824	40.8883%	Fecal		CFU/100 mL	200	283.2	86400	-	31,779.9
5439000	5/12/2007	44.5	44.5	0.1459	6.49	4824	40.8883%	Fecal		CFU/100 mL	200	283.2	86400	-	31,779.9
5439000	5/3/2008	44.5	44.5	0.1459	6.49	4824	40.8883%	Fecal		CFU/100 mL	200	283.2	86400	-	31,779.9
5439000	1/16/2012	44.5	44.5	0.1459	6.49	4824	40.8883%	Fecal		CFU/100 mL	200	283.2	86400	-	31,779.9
5439000	6/8/2013	44.5	44.5	0.1459	6.49	4824	40.8883%	Fecal		CFU/100 mL	200	283.2	86400	-	31,779.9
5439000	7/21/2014	44.5	44.5	0.1459	6.49	4824	40.8883%	Fecal		CFU/100 mL	200	283.2	86400	-	31,779.9
5439000	12/20/2018	44.5	44.5	0.1459	6.49	4824	40.8883%	Fecal		CFU/100 mL	200	283.2	86400	-	31,779.9
5439000	11/26/2011	44.4	44.4	0.1459	6.48	4833	40.9646%	Fecal		CFU/100 mL	200	283.2	86400	-	31,708.5
5439000	4/30/2012	44.4	44.4	0.1459	6.48	4833	40.9646%	Fecal		CFU/100 mL	200	283.2	86400	-	31,708.5
5439000	5/4/2012	44.4	44.4	0.1459	6.48	4833	40.9646%	Fecal		CFU/100 mL	200	283.2	86400	-	31,708.5
5439000	6/4/2018	44.4	44.4	0.1459	6.48	4833	40.9646%	Fecal		CFU/100 mL	200	283.2	86400	-	31,708.5
5439000	5/20/2021	44.4	44.4	0.1459	6.48	4833	40.9646%	Fecal		CFU/100 mL	200	283.2	86400	-	31,708.5
5439000	12/9/2004	44.3	44.3	0.1459	6.46	4838	41.0070%	Fecal		CFU/100 mL	200	283.2	86400	-	31,637.1
5439000	3/25/2012	44.3	44.3	0.1459	6.46	4838	41.0070%	Fecal		CFU/100 mL	200	283.2	86400	-	31,637.1
5439000	4/2/2013	44.3	44.3	0.1459	6.46	4838	41.0070%	Fecal		CFU/100 mL	200	283.2	86400	-	31,637.1
5439000	2/28/2022	44.3	44.3	0.1459	6.46	4838	41.0070%	Fecal		CFU/100 mL	200	283.2	86400	-	31,637.1
5439000	12/18/2009	44.2	44.2	0.1459	6.45	4842	41.0409%	Fecal		CFU/100 mL	200	283.2	86400	-	31,565.7
5439000	1/14/2010	44.2	44.2	0.1459	6.45	4842	41.0409%	Fecal		CFU/100 mL	200	283.2	86400	-	31,565.7
5439000	3/30/2012	44.2	44.2	0.1459	6.45	4842	41.0409%	Fecal		CFU/100 mL	200	283.2	86400	-	31,565.7
5439000	4/19/2012	44.2	44.2	0.1459	6.45	4842	41.0409%	Fecal		CFU/100 mL	200	283.2	86400	-	31,565.7
5439000	5/22/2013	44.2	44.2	0.1459	6.45	4842	41.0409%	Fecal		CFU/100 mL	200	283.2	86400	-	31,565.7
5439000	1/28/2016	44.2	44.2	0.1459	6.45	4842	41.0409%	Fecal		CFU/100 mL	200	283.2	86400	-	31,565.7
5439000	11/17/2017	44.2	44.2	0.1459	6.45	4842	41.0409%	Fecal		CFU/100 mL	200	283.2	86400	-	31,565.7
5439000	4/10/2004	44.1	44.1	0.1459	6.44	4849	41.1002%	Fecal		CFU/100 mL	200	283.2	86400	-	31,494.3
5439000	5/2/2004	44.1	44.1	0.1459	6.44	4849	41.1002%	Fecal		CFU/100 mL	200	283.2	86400	-	31,494.3
5439000	2/28/2007	44.1	44.1	0.1459	6.44	4849	41.1002%	Fecal		CFU/100 mL	200	283.2	86400	-	31,494.3
5439000	11/9/2008	44.1	44.1	0.1459	6.44	4849	41.1002%	Fecal		CFU/100 mL	200	283.2	86400	-	31,494.3
5439000	4/27/2010	44.1	44.1	0.1459	6.44	4849	41.1002%	Fecal		CFU/100 mL	200	283.2	86400	-	31,494.3
5439000	4/9/2013	44.1	44.1	0.1459	6.44	4849	41.1002%	Fecal		CFU/100 mL	200	283.2	86400	-	31,494.3
5439000	2/12/2017	44.1	44.1	0.1459	6.44	4849	41.1002%	Fecal		CFU/100 mL	200	283.2	86400	-	31,494.3
5439000	3/28/2017	44.1	44.1	0.1459	6.44	4849	41.1002%	Fecal		CFU/100 mL	200	283.2	86400	-	31,494.3
5439000	11/16/2017	44.1	44.1	0.1459	6.44	4849	41.1002%	Fecal		CFU/100 mL	200	283.2	86400	-	31,494.3
5439000	1/26/1990	44	44	0.1459	6.42	4858	41.1765%	Fecal		CFU/100 mL	200	283.2	86400	-	31,422.9
5439000	1/27/1990	44	44	0.1459	6.42	4858	41.1765%	Fecal		CFU/100 mL	200	283.2	86400	-	31,422.9
5439000	1/31/1990	44	44	0.1459	6.42	4858	41.1765%	Fecal		CFU/100 mL	200	283.2	86400	-	31,422.9

Gage ID	Date	Discharge (CFS)	Gage Discharge (less Surrogate NPDES) (CFS)	Watershed Area Ratio	Calculated flow (CFS)	Rank	Flow Exceedance %	Parameter	Results	Units (mg or micro_gram	Limit/Standard	100mL/CF	sec/day	Actual Load (million colonies/day)	Allowable Load (million colonies/day)
5439000	2/20/1990	44	44	0.1459	6.42	4858	41.1765%	Fecal		CFU/100 mL	200	283.2	86400	-	31,422.9
5439000	8/3/1990	44	44	0.1459	6.42	4858	41.1765%	Fecal		CFU/100 mL	200	283.2	86400	-	31,422.9
5439000	8/6/1990	44	44	0.1459	6.42	4858	41.1765%	Fecal		CFU/100 mL	200	283.2	86400	-	31,422.9
5439000	8/26/1990	44	44	0.1459	6.42	4858	41.1765%	Fecal		CFU/100 mL	200	283.2	86400	-	31,422.9
5439000	1/29/1992	44	44	0.1459	6.42	4858	41.1765%	Fecal		CFU/100 mL	200	283.2	86400	-	31,422.9
5439000	6/4/1993	44	44	0.1459	6.42	4858	41.1765%	Fecal		CFU/100 mL	200	283.2	86400	-	31,422.9
5439000	1/13/1995	44	44	0.1459	6.42	4858	41.1765%	Fecal		CFU/100 mL	200	283.2	86400	-	31,422.9
5439000	3/3/1995	44	44	0.1459	6.42	4858	41.1765%	Fecal		CFU/100 mL	200	283.2	86400	-	31,422.9
5439000	7/6/1996	44	44	0.1459	6.42	4858	41.1765%	Fecal		CFU/100 mL	200	283.2	86400	-	31,422.9
5439000	2/19/1997	44	44	0.1459	6.42	4858	41.1765%	Fecal		CFU/100 mL	200	283.2	86400	-	31,422.9
5439000	6/2/1997	44	44	0.1459	6.42	4858	41.1765%	Fecal		CFU/100 mL	200	283.2	86400	-	31,422.9
5439000	1/21/1999	44	44	0.1459	6.42	4858	41.1765%	Fecal		CFU/100 mL	200	283.2	86400	-	31,422.9
5439000	4/4/1999	44	44	0.1459	6.42	4858	41.1765%	Fecal		CFU/100 mL	200	283.2	86400	-	31,422.9
5439000	4/11/1999	44	44	0.1459	6.42	4858	41.1765%	Fecal		CFU/100 mL	200	283.2	86400	-	31,422.9
5439000	9/30/1999	44	44	0.1459	6.42	4858	41.1765%	Fecal		CFU/100 mL	200	283.2	86400	-	31,422.9
5439000	10/4/2000	44	44	0.1459	6.42	4858	41.1765%	Fecal		CFU/100 mL	200	283.2	86400	-	31,422.9
5439000	5/1/2001	44	44	0.1459	6.42	4858	41.1765%	Fecal		CFU/100 mL	200	283.2	86400	-	31,422.9
5439000	5/13/2007	44	44	0.1459	6.42	4858	41.1765%	Fecal		CFU/100 mL	200	283.2	86400	-	31,422.9
5439000	12/6/2009	44	44	0.1459	6.42	4858	41.1765%	Fecal		CFU/100 mL	200	283.2	86400	-	31,422.9
5439000	1/11/2012	44	44	0.1459	6.42	4858	41.1765%	Fecal		CFU/100 mL	200	283.2	86400	-	31,422.9
5439000	2/24/2016	44	44	0.1459	6.42	4858	41.1765%	Fecal		CFU/100 mL	200	283.2	86400	-	31,422.9
5439000	2/22/2017	44	44	0.1459	6.42	4858	41.1765%	Fecal		CFU/100 mL	200	283.2	86400	-	31,422.9
5439000	11/29/2017	44	44	0.1459	6.42	4858	41.1765%	Fecal		CFU/100 mL	200	283.2	86400	-	31,422.9
5439000	3/18/2018	44	44	0.1459	6.42	4858	41.1765%	Fecal		CFU/100 mL	200	283.2	86400	-	31,422.9
5439000	2/1/2020	44	44	0.1459	6.42	4858	41.1765%	Fecal		CFU/100 mL	200	283.2	86400	-	31,422.9
5439000	3/30/2005	43.9	43.9	0.1459	6.41	4886	41.4138%	Fecal		CFU/100 mL	200	283.2	86400	-	31,351.5
5439000	2/23/2008	43.9	43.9	0.1459	6.41	4886	41.4138%	Fecal		CFU/100 mL	200	283.2	86400	-	31,351.5
5439000	6/17/2010	43.9	43.9	0.1459	6.41	4886	41.4138%	Fecal		CFU/100 mL	200	283.2	86400	-	31,351.5
5439000	12/8/2016	43.9	43.9	0.1459	6.41	4886	41.4138%	Fecal		CFU/100 mL	200	283.2	86400	-	31,351.5
5439000	11/15/2017	43.9	43.9	0.1459	6.41	4886	41.4138%	Fecal		CFU/100 mL	200	283.2	86400	-	31,351.5
5439000	4/21/2021	43.9	43.9	0.1459	6.41	4886	41.4138%	Fecal		CFU/100 mL	200	283.2	86400	-	31,351.5
5439000	8/20/1994	43.8	43.8	0.1459	6.39	4892	41.4647%	Fecal		CFU/100 mL	200	283.2	86400	-	31,280.0
5439000	5/7/2006	43.8	43.8	0.1459	6.39	4892	41.4647%	Fecal		CFU/100 mL	200	283.2	86400	-	31,280.0
5439000	1/14/2007	43.8	43.8	0.1459	6.39	4892	41.4647%	Fecal		CFU/100 mL	200	283.2	86400	-	31,280.0
5439000	6/20/2007	43.8	43.8	0.1459	6.39	4892	41.4647%	Fecal		CFU/100 mL	200	283.2	86400	-	31,280.0
5439000	1/29/2012	43.8	43.8	0.1459	6.39	4892	41.4647%	Fecal		CFU/100 mL	200	283.2	86400	-	31,280.0
5439000	3/27/2012	43.8	43.8	0.1459	6.39	4892	41.4647%	Fecal		CFU/100 mL	200	283.2	86400	-	31,280.0
5439000	10/13/2018	43.8	43.8	0.1459	6.39	4892	41.4647%	Fecal		CFU/100 mL	200	283.2	86400	-	31,280.0
5439000	7/11/2019	43.8	43.8	0.1459	6.39	4892	41.4647%	Fecal		CFU/100 mL	200	283.2	86400	-	31,280.0
5439000	7/1/2011	43.7	43.7	0.1459	6.38	4900	41.5325%	Fecal		CFU/100 mL	200	283.2	86400	-	31,208.6
5439000	2/15/2012	43.6	43.6	0.1459	6.36	4901	41.5409%	Fecal		CFU/100 mL	200	283.2	86400	-	31,137.2
5439000	6/11/2013	43.6	43.6	0.1459	6.36	4901	41.5409%	Fecal		CFU/100 mL	200	283.2	86400	-	31,137.2
5439000	2/22/2016	43.6	43.6	0.1459	6.36	4901	41.5409%	Fecal		CFU/100 mL	200	283.2	86400	-	31,137.2
5439000	6/29/2020	43.6	43.6	0.1459	6.36	4901	41.5409%	Fecal		CFU/100 mL	200	283.2	86400	-	31,137.2
5439000	5/23/2008	43.5	43.5	0.1459	6.35	4905	41.5748%	Fecal		CFU/100 mL	200	283.2	86400	-	31,065.8
5439000	7/18/2008	43.5	43.5	0.1459	6.35	4905	41.5748%	Fecal		CFU/100 mL	200	283.2	86400	-	31,065.8
5439000	1/29/2020	43.5	43.5	0.1459	6.35	4905	41.5748%	Fecal		CFU/100 mL	200	283.2	86400	-	31,065.8
5439000	10/17/2008	43.4	43.4	0.1459	6.33	4908	41.6003%	Fecal		CFU/100 mL	200	283.2	86400	-	30,994.4
5439000	5/21/2012	43.4	43.4	0.1459	6.33	4908	41.6003%	Fecal		CFU/100 mL	200	283.2	86400	-	30,994.4
5439000	5/27/2021	43.4	43.4	0.1459	6.33	4908	41.6003%	Fecal		CFU/100 mL	200	283.2	86400	-	30,994.4
5439000	10/29/1993	43.3	43.3	0.1459	6.32	4911	41.6257%	Fecal		CFU/100 mL	200	283.2	86400	-	30,923.0
5439000	4/2/2014	43.3	43.3	0.1459	6.32	4911	41.6257%	Fecal		CFU/100 mL	200	283.2	86400	-	30,923.0
5439000	2/23/2016	43.3	43.3	0.1459	6.32	4911	41.6257%	Fecal		CFU/100 mL	200	283.2	86400	-	30,923.0
5439000	3/18/2022	43.3	43.3	0.1459	6.32	4911	41.6257%	Fecal		CFU/100 mL	200	283.2	86400	-	30,923.0
5439000	5/17/2013	43.2	43.2	0.1459	6.30	4915	41.6596%	Fecal		CFU/100 mL	200	283.2	86400	-	30,851.5
5439000	4/23/2015	43.2	43.2	0.1459	6.30	4915	41.6596%	Fecal		CFU/100 mL	200	283.2	86400	-	30,851.5
5439000	12/19/2018	43.2	43.2	0.1459	6.30	4915	41.6596%	Fecal		CFU/100 mL	200	283.2	86400	-	30,851.5
5439000	6/17/2020	43.2	43.2	0.1459	6.30	4915	41.6596%	Fecal		CFU/100 mL	200	283.2	86400	-	30,851.5
5439000	5/26/2021	43.2	43.2	0.1459	6.30	4915	41.6596%	Fecal		CFU/100 mL	200	283.2	86400	-	30,851.5
5439000	3/31/2005	43.1	43.1	0.1459	6.29	4920	41.7020%	Fecal		CFU/100 mL	200	283.2	86400	-	30,780.1
5439000	5/22/2006	43.1	43.1	0.1459	6.29	4920	41.7020%	Fecal		CFU/100 mL	200	283.2	86400	-	30,780.1
5439000	7/25/2015	43.1	43.1	0.1459	6.29	4920	41.7020%	Fecal		CFU/100 mL	200	283.2	86400	-	30,780.1
5439000	3/19/2018	43.1	43.1	0.1459	6.29	4920	41.7020%	Fecal		CFU/100 mL	200	283.2	86400	-	30,780.1
5439000	6/15/2021	43.1	43.1	0.1459	6.29	4920	41.7020%	Fecal		CFU/100 mL	200	283.2	86400	-	30,780.1
5439000	4/12/1990	43	43	0.1459	6.28	4925	41.7444%	Fecal		CFU/100 mL	200	283.2	86400	-	30,708.7
5439000	4/30/1990	43	43	0.1459	6.28	4925	41.7444%	Fecal		CFU/100 mL	200	283.2	86400	-	30,708.7
5439000	7/8/1990	43	43	0.1459	6.28	4925	41.7444%	Fecal		CFU/100 mL	200	283.2	86400	-	30,708.7
5439000	11/13/1990	43	43	0.1459	6.28	4925	41.7444%	Fecal		CFU/100 mL	200	283.2	86400	-	30,708.7
5439000	1/2/1991	43	43	0.1459	6.28	4925	41.7444%	Fecal		CFU/100 mL	200	283.2	86400	-	30,708.7
5439000	2/24/1991	43	43	0.1459	6.28	4925	41.7444%	Fecal		CFU/100 mL	200	283.2	86400	-	30,708.7
5439000	3/8/1991	43	43	0.1459	6.28	4925	41.7444%	Fecal		CFU/100 mL	200	283.2	86400	-	30,708.7
5439000	5/4/1991	43	43	0.1459	6.28	4925	41.7444%	Fecal		CFU/100 mL	200	283.2	86400	-	30,708.7
5439000	4/4/1992	43	43	0.1459	6.28	4925	41.7444%	Fecal		CFU/100 mL	200	283.2	86400	-	30,708.7
5439000	5/9/1992	43	43	0.1459	6.28	4925	41.7444%	Fecal		CFU/100 mL	200	283.2	86400	-	30,708.7
5439000	5/26/1993	43	43	0.1459	6.28	4925	41.7444%	Fecal		CFU/100 mL	200	283.2	86400	-	30,708.7
5439000	5/27/1993	43	43	0.1459	6.28	4925	41.7444%	Fecal		CFU/100 mL	200	283.2	86400	-	30,708.7
5439000	5/30/1993	43	43	0.1459	6.28	4925	41.7444%	Fecal		CFU/100 mL	200	283.2	86400	-	30,708.7
5439000	7/12/1993	43	43	0.1459	6.28	4925	41.7444%	Fecal		CFU/100 mL	200	283.2	86400	-	30,708.7
5439000	12/14/1994	43	43	0.1459	6.28	4925	41.7444%	Fecal		CFU/100 mL	200	283.2	86400	-	30,708.7
5439000	12/16/1994	43	43	0.1459	6.28	4925	41.7444%	Fecal		CFU/100 mL	200	283.2	86400	-	30,708.7
5439000	2/24/1995	43	43	0.1459	6.28	4925	41.7444%	Fecal		CFU/100 mL	200	283.2	86400	-	30,708.7
5439000	3/26/1995	43	43	0.1459	6.28	4925	41.7444%	Fecal		CFU/100 mL	200	283.2	86400	-	30,708.7
5439000	4/6/1995	43	43	0.1459	6.28	4925	41.7444%	Fecal		CFU/100 mL	200	283.2	86400	-	30,708.7
5439000	6/25/1995	43	43	0.1459	6.28	4925	41.7444%	Fecal		CFU/100 mL	200	283.2	86400	-	30,708.7
5439000	8/17/1995	43	43	0.1459	6.28	4925	41.7444%	Fecal		CFU/100 mL	200	283.2	86400	-	30,708.7
5439000	11/24/1995	43	43	0.1459	6.28	4925	41.7444%	Fecal		CFU/100 mL	200	283.2	86400	-	30,708.7
5439000	11/25/1995	43	43	0.1459	6.28	4925	41.7444%	Fecal		CFU/100 mL	200	283.2	86400	-	30,708.7
5439000	11/27/1995	43	43	0.1459	6.28	4925	41.7444%	Fecal		CFU/100 mL	200	283.2	86400	-	30,708.7
5439000	8/24/1996	43	43	0.1459	6.28	4925	41.7444%	Fecal		CFU/100 mL	200	283.2	86400	-	30,708.7
5439000	1/8/1997	43	43	0.1459	6.28	4925	41.7444%	Fecal		CFU/100 mL	200	283.2	86400	-	30,708.7

Gage ID	Date	Discharge (CFS)	Gage Discharge (less Surrogate NPDES) (CFS)	Watershed Area Ratio	Calculated flow (CFS)	Rank	Flow Exceedance %	Parameter	Results	Units (mg or micro_gram	Limit/Standard	100mL/CF	sec/day	Actual Load (million colonies/day)	Allowable Load (million colonies/day)
5439000	4/24/1997	43	43	0.1459	6.28	4925	41.7444%	Fecal		CFU/100 mL	200	283.2	86400	-	30,708.7
5439000	2/2/1998	43	43	0.1459	6.28	4925	41.7444%	Fecal		CFU/100 mL	200	283.2	86400	-	30,708.7
5439000	6/6/1998	43	43	0.1459	6.28	4925	41.7444%	Fecal		CFU/100 mL	200	283.2	86400	-	30,708.7
5439000	6/29/1998	43	43	0.1459	6.28	4925	41.7444%	Fecal		CFU/100 mL	200	283.2	86400	-	30,708.7
5439000	4/10/1999	43	43	0.1459	6.28	4925	41.7444%	Fecal		CFU/100 mL	200	283.2	86400	-	30,708.7
5439000	3/7/2000	43	43	0.1459	6.28	4925	41.7444%	Fecal		CFU/100 mL	200	283.2	86400	-	30,708.7
5439000	5/20/2000	43	43	0.1459	6.28	4925	41.7444%	Fecal		CFU/100 mL	200	283.2	86400	-	30,708.7
5439000	5/22/2000	43	43	0.1459	6.28	4925	41.7444%	Fecal		CFU/100 mL	200	283.2	86400	-	30,708.7
5439000	8/6/2000	43	43	0.1459	6.28	4925	41.7444%	Fecal		CFU/100 mL	200	283.2	86400	-	30,708.7
5439000	4/30/2001	43	43	0.1459	6.28	4925	41.7444%	Fecal		CFU/100 mL	200	283.2	86400	-	30,708.7
5439000	7/3/2004	43	43	0.1459	6.28	4925	41.7444%	Fecal		CFU/100 mL	200	283.2	86400	-	30,708.7
5439000	3/29/2017	43	43	0.1459	6.28	4925	41.7444%	Fecal		CFU/100 mL	200	283.2	86400	-	30,708.7
5439000	6/4/2003	42.9	42.9	0.1459	6.26	4963	42.0665%	Fecal		CFU/100 mL	200	283.2	86400	-	30,637.3
5439000	6/16/2006	42.9	42.9	0.1459	6.26	4963	42.0665%	Fecal		CFU/100 mL	200	283.2	86400	-	30,637.3
5439000	6/30/2006	42.9	42.9	0.1459	6.26	4963	42.0665%	Fecal		CFU/100 mL	200	283.2	86400	-	30,637.3
5439000	5/20/2012	42.9	42.9	0.1459	6.26	4963	42.0665%	Fecal		CFU/100 mL	200	283.2	86400	-	30,637.3
5439000	11/7/2018	42.9	42.9	0.1459	6.26	4963	42.0665%	Fecal		CFU/100 mL	200	283.2	86400	-	30,637.3
5439000	12/18/2018	42.9	42.9	0.1459	6.26	4963	42.0665%	Fecal		CFU/100 mL	200	283.2	86400	-	30,637.3
5439000	6/1/2021	42.9	42.9	0.1459	6.26	4963	42.0665%	Fecal		CFU/100 mL	200	283.2	86400	-	30,637.3
5439000	10/27/1993	42.8	42.8	0.1459	6.25	4970	42.1258%	Fecal		CFU/100 mL	200	283.2	86400	-	30,565.9
5439000	6/28/2004	42.8	42.8	0.1459	6.25	4970	42.1258%	Fecal		CFU/100 mL	200	283.2	86400	-	30,565.9
5439000	1/19/2019	42.8	42.8	0.1459	6.25	4970	42.1258%	Fecal		CFU/100 mL	200	283.2	86400	-	30,565.9
5439000	4/21/2006	42.7	42.7	0.1459	6.23	4973	42.1512%	Fecal		CFU/100 mL	200	283.2	86400	-	30,494.5
5439000	3/31/2015	42.7	42.7	0.1459	6.23	4973	42.1512%	Fecal		CFU/100 mL	200	283.2	86400	-	30,494.5
5439000	4/4/2015	42.7	42.7	0.1459	6.23	4973	42.1512%	Fecal		CFU/100 mL	200	283.2	86400	-	30,494.5
5439000	5/31/2006	42.6	42.6	0.1459	6.22	4976	42.1766%	Fecal		CFU/100 mL	200	283.2	86400	-	30,423.0
5439000	12/1/2011	42.6	42.6	0.1459	6.22	4976	42.1766%	Fecal		CFU/100 mL	200	283.2	86400	-	30,423.0
5439000	1/9/2012	42.6	42.6	0.1459	6.22	4976	42.1766%	Fecal		CFU/100 mL	200	283.2	86400	-	30,423.0
5439000	3/13/2005	42.5	42.5	0.1459	6.20	4979	42.2021%	Fecal		CFU/100 mL	200	283.2	86400	-	30,351.6
5439000	2/16/2008	42.5	42.5	0.1459	6.20	4979	42.2021%	Fecal		CFU/100 mL	200	283.2	86400	-	30,351.6
5439000	10/20/2008	42.5	42.5	0.1459	6.20	4979	42.2021%	Fecal		CFU/100 mL	200	283.2	86400	-	30,351.6
5439000	7/5/2010	42.5	42.5	0.1459	6.20	4979	42.2021%	Fecal		CFU/100 mL	200	283.2	86400	-	30,351.6
5439000	4/3/2018	42.5	42.5	0.1459	6.20	4979	42.2021%	Fecal		CFU/100 mL	200	283.2	86400	-	30,351.6
5439000	12/8/1993	42.4	42.4	0.1459	6.19	4984	42.2444%	Fecal		CFU/100 mL	200	283.2	86400	-	30,280.2
5439000	8/5/2017	42.4	42.4	0.1459	6.19	4984	42.2444%	Fecal		CFU/100 mL	200	283.2	86400	-	30,280.2
5439000	11/27/2020	42.4	42.4	0.1459	6.19	4984	42.2444%	Fecal		CFU/100 mL	200	283.2	86400	-	30,280.2
5439000	1/13/2009	42.3	42.3	0.1459	6.17	4987	42.2699%	Fecal		CFU/100 mL	200	283.2	86400	-	30,208.8
5439000	11/24/2009	42.3	42.3	0.1459	6.17	4987	42.2699%	Fecal		CFU/100 mL	200	283.2	86400	-	30,208.8
5439000	12/12/2009	42.3	42.3	0.1459	6.17	4987	42.2699%	Fecal		CFU/100 mL	200	283.2	86400	-	30,208.8
5439000	4/1/2012	42.3	42.3	0.1459	6.17	4987	42.2699%	Fecal		CFU/100 mL	200	283.2	86400	-	30,208.8
5439000	2/21/2017	42.3	42.3	0.1459	6.17	4987	42.2699%	Fecal		CFU/100 mL	200	283.2	86400	-	30,208.8
5439000	1/15/2018	42.3	42.3	0.1459	6.17	4987	42.2699%	Fecal		CFU/100 mL	200	283.2	86400	-	30,208.8
5439000	11/26/1993	42.2	42.2	0.1459	6.16	4993	42.3207%	Fecal		CFU/100 mL	200	283.2	86400	-	30,137.4
5439000	5/4/2004	42.2	42.2	0.1459	6.16	4993	42.3207%	Fecal		CFU/100 mL	200	283.2	86400	-	30,137.4
5439000	11/23/2008	42.2	42.2	0.1459	6.16	4993	42.3207%	Fecal		CFU/100 mL	200	283.2	86400	-	30,137.4
5439000	5/21/2013	42.2	42.2	0.1459	6.16	4993	42.3207%	Fecal		CFU/100 mL	200	283.2	86400	-	30,137.4
5439000	7/14/2013	42.2	42.2	0.1459	6.16	4993	42.3207%	Fecal		CFU/100 mL	200	283.2	86400	-	30,137.4
5439000	5/2/2014	42.2	42.2	0.1459	6.16	4993	42.3207%	Fecal		CFU/100 mL	200	283.2	86400	-	30,137.4
5439000	6/2/2021	42.2	42.2	0.1459	6.16	4993	42.3207%	Fecal		CFU/100 mL	200	283.2	86400	-	30,137.4
5439000	4/8/2015	42.1	42.1	0.1459	6.14	5000	42.3801%	Fecal		CFU/100 mL	200	283.2	86400	-	30,066.0
5439000	12/1/2017	42.1	42.1	0.1459	6.14	5000	42.3801%	Fecal		CFU/100 mL	200	283.2	86400	-	30,066.0
5439000	12/4/2017	42.1	42.1	0.1459	6.14	5000	42.3801%	Fecal		CFU/100 mL	200	283.2	86400	-	30,066.0
5439000	4/22/2021	42.1	42.1	0.1459	6.14	5000	42.3801%	Fecal		CFU/100 mL	200	283.2	86400	-	30,066.0
5439000	6/10/1990	42	42	0.1459	6.13	5004	42.4140%	Fecal		CFU/100 mL	200	283.2	86400	-	29,994.6
5439000	8/14/1990	42	42	0.1459	6.13	5004	42.4140%	Fecal		CFU/100 mL	200	283.2	86400	-	29,994.6
5439000	11/21/1991	42	42	0.1459	6.13	5004	42.4140%	Fecal		CFU/100 mL	200	283.2	86400	-	29,994.6
5439000	5/8/1992	42	42	0.1459	6.13	5004	42.4140%	Fecal		CFU/100 mL	200	283.2	86400	-	29,994.6
5439000	12/15/1994	42	42	0.1459	6.13	5004	42.4140%	Fecal		CFU/100 mL	200	283.2	86400	-	29,994.6
5439000	2/8/1995	42	42	0.1459	6.13	5004	42.4140%	Fecal		CFU/100 mL	200	283.2	86400	-	29,994.6
5439000	3/25/1995	42	42	0.1459	6.13	5004	42.4140%	Fecal		CFU/100 mL	200	283.2	86400	-	29,994.6
5439000	4/5/1995	42	42	0.1459	6.13	5004	42.4140%	Fecal		CFU/100 mL	200	283.2	86400	-	29,994.6
5439000	6/30/1995	42	42	0.1459	6.13	5004	42.4140%	Fecal		CFU/100 mL	200	283.2	86400	-	29,994.6
5439000	7/7/1995	42	42	0.1459	6.13	5004	42.4140%	Fecal		CFU/100 mL	200	283.2	86400	-	29,994.6
5439000	1/24/1997	42	42	0.1459	6.13	5004	42.4140%	Fecal		CFU/100 mL	200	283.2	86400	-	29,994.6
5439000	4/11/1997	42	42	0.1459	6.13	5004	42.4140%	Fecal		CFU/100 mL	200	283.2	86400	-	29,994.6
5439000	4/30/1997	42	42	0.1459	6.13	5004	42.4140%	Fecal		CFU/100 mL	200	283.2	86400	-	29,994.6
5439000	1/18/1998	42	42	0.1459	6.13	5004	42.4140%	Fecal		CFU/100 mL	200	283.2	86400	-	29,994.6
5439000	10/26/1998	42	42	0.1459	6.13	5004	42.4140%	Fecal		CFU/100 mL	200	283.2	86400	-	29,994.6
5439000	10/27/1998	42	42	0.1459	6.13	5004	42.4140%	Fecal		CFU/100 mL	200	283.2	86400	-	29,994.6
5439000	4/2/1999	42	42	0.1459	6.13	5004	42.4140%	Fecal		CFU/100 mL	200	283.2	86400	-	29,994.6
5439000	3/8/2000	42	42	0.1459	6.13	5004	42.4140%	Fecal		CFU/100 mL	200	283.2	86400	-	29,994.6
5439000	3/9/2000	42	42	0.1459	6.13	5004	42.4140%	Fecal		CFU/100 mL	200	283.2	86400	-	29,994.6
5439000	6/19/2001	42	42	0.1459	6.13	5004	42.4140%	Fecal		CFU/100 mL	200	283.2	86400	-	29,994.6
5439000	7/8/2009	42	42	0.1459	6.13	5004	42.4140%	Fecal		CFU/100 mL	200	283.2	86400	-	29,994.6
5439000	12/15/2009	42	42	0.1459	6.13	5004	42.4140%	Fecal		CFU/100 mL	200	283.2	86400	-	29,994.6
5439000	7/31/2010	42	42	0.1459	6.13	5004	42.4140%	Fecal		CFU/100 mL	200	283.2	86400	-	29,994.6
5439000	7/25/2011	42	42	0.1459	6.13	5004	42.4140%	Fecal		CFU/100 mL	200	283.2	86400	-	29,994.6
5439000	1/12/2012	42	42	0.1459	6.13	5004	42.4140%	Fecal		CFU/100 mL	200	283.2	86400	-	29,994.6
5439000	1/15/2012	42	42	0.1459	6.13	5004	42.4140%	Fecal		CFU/100 mL	200	283.2	86400	-	29,994.6
5439000	4/20/2012	42	42	0.1459	6.13	5004	42.4140%	Fecal		CFU/100 mL	200	283.2	86400	-	29,994.6
5439000	3/26/2013	42	42	0.1459	6.13	5004	42.4140%	Fecal		CFU/100 mL	200	283.2	86400	-	29,994.6
5439000	4/5/2015	42	42	0.1459	6.13	5004	42.4140%	Fecal		CFU/100 mL	200	283.2	86400	-	29,994.6
5439000	2/10/2016	42	42	0.1459	6.13	5004	42.4140%	Fecal		CFU/100 mL	200	283.2	86400	-	29,994.6
5439000	6/18/2020	42	42	0.1459	6.13	5004	42.4140%	Fecal		CFU/100 mL	200	283.2	86400	-	29,994.6
5439000	7/11/2003	41.9	41.9	0.1459	6.11	5035	42.6767%	Fecal		CFU/100 mL	200	283.2	86400	-	29,923.1
5439000	12/7/2009	41.9	41.9	0.1459	6.11	5035	42.6767%	Fecal		CFU/100 mL	200	283.2	86400	-	29,923.1
5439000	1/15/2010	41.9	41.9	0.1459	6.11	5035	42.6767%	Fecal		CFU/100 mL	200	283.2	86400	-	29,923.1
5439000	2/6/2010	41.9	41.9	0.1459	6.11	5035	42.6767%	Fecal		CFU/100 mL	200	283.2	86400	-	29,923.1
5439000	1/8/2012	41.9	41.9	0.1459	6.11	5035	42.6767%	Fecal		CFU/100 mL	200	283.2	86400	-	29,923.1
5439000	1/30/2020	41.9	41.9	0.1459	6.11	5035	42.6767%	Fecal		CFU/100 mL	200	283.2	86400	-	29,923.1

Gage ID	Date	Discharge (CFS)	Gage Discharge (less Surrogate NPDES) (CFS)	Watershed Area Ratio	Calculated flow (CFS)	Rank	Flow Exceedance %	Parameter	Results	Units (mg or micro_gram	Limit/Standard	100mL/CF	sec/day	Actual Load (million colonies/day)	Allowable Load (million colonies/day)
5439000	1/13/2007	41.8	41.8	0.1459	6.10	5041	42.7276%	Fecal		CFU/100 mL	200	283.2	86400	-	29,851.7
5439000	1/16/2018	41.8	41.8	0.1459	6.10	5041	42.7276%	Fecal		CFU/100 mL	200	283.2	86400	-	29,851.7
5439000	3/28/2018	41.8	41.8	0.1459	6.10	5041	42.7276%	Fecal		CFU/100 mL	200	283.2	86400	-	29,851.7
5439000	11/6/2018	41.8	41.8	0.1459	6.10	5041	42.7276%	Fecal		CFU/100 mL	200	283.2	86400	-	29,851.7
5439000	2/14/2017	41.7	41.7	0.1459	6.09	5045	42.7615%	Fecal		CFU/100 mL	200	283.2	86400	-	29,780.3
5439000	4/15/2018	41.7	41.7	0.1459	6.09	5045	42.7615%	Fecal		CFU/100 mL	200	283.2	86400	-	29,780.3
5439000	12/19/2019	41.7	41.7	0.1459	6.09	5045	42.7615%	Fecal		CFU/100 mL	200	283.2	86400	-	29,780.3
5439000	9/15/2007	41.6	41.6	0.1459	6.07	5048	42.7869%	Fecal		CFU/100 mL	200	283.2	86400	-	29,708.9
5439000	11/22/2008	41.6	41.6	0.1459	6.07	5048	42.7869%	Fecal		CFU/100 mL	200	283.2	86400	-	29,708.9
5439000	5/1/2010	41.6	41.6	0.1459	6.07	5048	42.7869%	Fecal		CFU/100 mL	200	283.2	86400	-	29,708.9
5439000	4/6/2011	41.6	41.6	0.1459	6.07	5048	42.7869%	Fecal		CFU/100 mL	200	283.2	86400	-	29,708.9
5439000	1/30/2016	41.6	41.6	0.1459	6.07	5048	42.7869%	Fecal		CFU/100 mL	200	283.2	86400	-	29,708.9
5439000	7/26/2019	41.6	41.6	0.1459	6.07	5048	42.7869%	Fecal		CFU/100 mL	200	283.2	86400	-	29,708.9
5439000	5/21/2021	41.6	41.6	0.1459	6.07	5048	42.7869%	Fecal		CFU/100 mL	200	283.2	86400	-	29,708.9
5439000	6/22/2008	41.5	41.5	0.1459	6.06	5055	42.8462%	Fecal		CFU/100 mL	200	283.2	86400	-	29,637.5
5439000	4/30/2010	41.5	41.5	0.1459	6.06	5055	42.8462%	Fecal		CFU/100 mL	200	283.2	86400	-	29,637.5
5439000	1/30/2012	41.5	41.5	0.1459	6.06	5055	42.8462%	Fecal		CFU/100 mL	200	283.2	86400	-	29,637.5
5439000	3/26/2012	41.5	41.5	0.1459	6.06	5055	42.8462%	Fecal		CFU/100 mL	200	283.2	86400	-	29,637.5
5439000	3/21/2017	41.5	41.5	0.1459	6.06	5055	42.8462%	Fecal		CFU/100 mL	200	283.2	86400	-	29,637.5
5439000	3/29/2018	41.5	41.5	0.1459	6.06	5055	42.8462%	Fecal		CFU/100 mL	200	283.2	86400	-	29,637.5
5439000	1/31/2020	41.5	41.5	0.1459	6.06	5055	42.8462%	Fecal		CFU/100 mL	200	283.2	86400	-	29,637.5
5439000	12/15/1993	41.4	41.4	0.1459	6.04	5062	42.9056%	Fecal		CFU/100 mL	200	283.2	86400	-	29,566.1
5439000	4/5/2002	41.4	41.4	0.1459	6.04	5062	42.9056%	Fecal		CFU/100 mL	200	283.2	86400	-	29,566.1
5439000	4/20/2004	41.4	41.4	0.1459	6.04	5062	42.9056%	Fecal		CFU/100 mL	200	283.2	86400	-	29,566.1
5439000	7/7/2010	41.4	41.4	0.1459	6.04	5062	42.9056%	Fecal		CFU/100 mL	200	283.2	86400	-	29,566.1
5439000	5/22/2012	41.4	41.4	0.1459	6.04	5062	42.9056%	Fecal		CFU/100 mL	200	283.2	86400	-	29,566.1
5439000	5/23/2014	41.4	41.4	0.1459	6.04	5062	42.9056%	Fecal		CFU/100 mL	200	283.2	86400	-	29,566.1
5439000	2/22/2019	41.4	41.4	0.1459	6.04	5062	42.9056%	Fecal		CFU/100 mL	200	283.2	86400	-	29,566.1
5439000	2/16/2002	41.3	41.3	0.1459	6.03	5069	42.9649%	Fecal		CFU/100 mL	200	283.2	86400	-	29,494.6
5439000	3/26/2005	41.3	41.3	0.1459	6.03	5069	42.9649%	Fecal		CFU/100 mL	200	283.2	86400	-	29,494.6
5439000	3/2/2010	41.3	41.3	0.1459	6.03	5069	42.9649%	Fecal		CFU/100 mL	200	283.2	86400	-	29,494.6
5439000	7/2/2011	41.3	41.3	0.1459	6.03	5069	42.9649%	Fecal		CFU/100 mL	200	283.2	86400	-	29,494.6
5439000	3/30/2015	41.3	41.3	0.1459	6.03	5069	42.9649%	Fecal		CFU/100 mL	200	283.2	86400	-	29,494.6
5439000	9/2/2016	41.3	41.3	0.1459	6.03	5069	42.9649%	Fecal		CFU/100 mL	200	283.2	86400	-	29,494.6
5439000	2/14/2008	41.2	41.2	0.1459	6.01	5075	43.0158%	Fecal		CFU/100 mL	200	283.2	86400	-	29,423.2
5439000	12/8/2009	41.2	41.2	0.1459	6.01	5075	43.0158%	Fecal		CFU/100 mL	200	283.2	86400	-	29,423.2
5439000	5/23/2013	41.2	41.2	0.1459	6.01	5075	43.0158%	Fecal		CFU/100 mL	200	283.2	86400	-	29,423.2
5439000	3/19/2017	41.2	41.2	0.1459	6.01	5075	43.0158%	Fecal		CFU/100 mL	200	283.2	86400	-	29,423.2
5439000	7/21/2021	41.2	41.2	0.1459	6.01	5075	43.0158%	Fecal		CFU/100 mL	200	283.2	86400	-	29,423.2
5439000	6/27/2002	41.1	41.1	0.1459	6.00	5080	43.0581%	Fecal		CFU/100 mL	200	283.2	86400	-	29,351.8
5439000	7/24/2008	41.1	41.1	0.1459	6.00	5080	43.0581%	Fecal		CFU/100 mL	200	283.2	86400	-	29,351.8
5439000	11/19/2009	41.1	41.1	0.1459	6.00	5080	43.0581%	Fecal		CFU/100 mL	200	283.2	86400	-	29,351.8
5439000	1/19/1990	41	41	0.1459	5.98	5083	43.0836%	Fecal		CFU/100 mL	200	283.2	86400	-	29,280.4
5439000	7/25/1990	41	41	0.1459	5.98	5083	43.0836%	Fecal		CFU/100 mL	200	283.2	86400	-	29,280.4
5439000	7/29/1990	41	41	0.1459	5.98	5083	43.0836%	Fecal		CFU/100 mL	200	283.2	86400	-	29,280.4
5439000	8/11/1990	41	41	0.1459	5.98	5083	43.0836%	Fecal		CFU/100 mL	200	283.2	86400	-	29,280.4
5439000	11/14/1990	41	41	0.1459	5.98	5083	43.0836%	Fecal		CFU/100 mL	200	283.2	86400	-	29,280.4
5439000	11/15/1990	41	41	0.1459	5.98	5083	43.0836%	Fecal		CFU/100 mL	200	283.2	86400	-	29,280.4
5439000	3/1/1991	41	41	0.1459	5.98	5083	43.0836%	Fecal		CFU/100 mL	200	283.2	86400	-	29,280.4
5439000	12/25/1991	41	41	0.1459	5.98	5083	43.0836%	Fecal		CFU/100 mL	200	283.2	86400	-	29,280.4
5439000	1/31/1992	41	41	0.1459	5.98	5083	43.0836%	Fecal		CFU/100 mL	200	283.2	86400	-	29,280.4
5439000	2/1/1992	41	41	0.1459	5.98	5083	43.0836%	Fecal		CFU/100 mL	200	283.2	86400	-	29,280.4
5439000	5/6/1992	41	41	0.1459	5.98	5083	43.0836%	Fecal		CFU/100 mL	200	283.2	86400	-	29,280.4
5439000	7/13/1993	41	41	0.1459	5.98	5083	43.0836%	Fecal		CFU/100 mL	200	283.2	86400	-	29,280.4
5439000	8/27/1993	41	41	0.1459	5.98	5083	43.0836%	Fecal		CFU/100 mL	200	283.2	86400	-	29,280.4
5439000	9/24/1993	41	41	0.1459	5.98	5083	43.0836%	Fecal		CFU/100 mL	200	283.2	86400	-	29,280.4
5439000	11/26/1995	41	41	0.1459	5.98	5083	43.0836%	Fecal		CFU/100 mL	200	283.2	86400	-	29,280.4
5439000	7/7/1996	41	41	0.1459	5.98	5083	43.0836%	Fecal		CFU/100 mL	200	283.2	86400	-	29,280.4
5439000	6/3/1997	41	41	0.1459	5.98	5083	43.0836%	Fecal		CFU/100 mL	200	283.2	86400	-	29,280.4
5439000	6/30/1998	41	41	0.1459	5.98	5083	43.0836%	Fecal		CFU/100 mL	200	283.2	86400	-	29,280.4
5439000	11/20/1998	41	41	0.1459	5.98	5083	43.0836%	Fecal		CFU/100 mL	200	283.2	86400	-	29,280.4
5439000	4/3/1999	41	41	0.1459	5.98	5083	43.0836%	Fecal		CFU/100 mL	200	283.2	86400	-	29,280.4
5439000	5/2/2001	41	41	0.1459	5.98	5083	43.0836%	Fecal		CFU/100 mL	200	283.2	86400	-	29,280.4
5439000	5/4/2001	41	41	0.1459	5.98	5083	43.0836%	Fecal		CFU/100 mL	200	283.2	86400	-	29,280.4
5439000	8/23/2002	41	41	0.1459	5.98	5083	43.0836%	Fecal		CFU/100 mL	200	283.2	86400	-	29,280.4
5439000	7/4/2007	41	41	0.1459	5.98	5083	43.0836%	Fecal		CFU/100 mL	200	283.2	86400	-	29,280.4
5439000	11/20/2011	41	41	0.1459	5.98	5083	43.0836%	Fecal		CFU/100 mL	200	283.2	86400	-	29,280.4
5439000	1/13/2012	41	41	0.1459	5.98	5083	43.0836%	Fecal		CFU/100 mL	200	283.2	86400	-	29,280.4
5439000	2/26/2017	41	41	0.1459	5.98	5083	43.0836%	Fecal		CFU/100 mL	200	283.2	86400	-	29,280.4
5439000	3/20/2018	41	41	0.1459	5.98	5083	43.0836%	Fecal		CFU/100 mL	200	283.2	86400	-	29,280.4
5439000	4/6/2002	40.9	40.9	0.1459	5.97	5111	43.3209%	Fecal		CFU/100 mL	200	283.2	86400	-	29,209.0
5439000	7/15/2018	40.9	40.9	0.1459	5.97	5111	43.3209%	Fecal		CFU/100 mL	200	283.2	86400	-	29,209.0
5439000	10/31/2013	40.8	40.8	0.1459	5.95	5113	43.3379%	Fecal		CFU/100 mL	200	283.2	86400	-	29,137.6
5439000	11/1/2016	40.8	40.8	0.1459	5.95	5113	43.3379%	Fecal		CFU/100 mL	200	283.2	86400	-	29,137.6
5439000	11/3/2017	40.8	40.8	0.1459	5.95	5113	43.3379%	Fecal		CFU/100 mL	200	283.2	86400	-	29,137.6
5439000	12/18/2019	40.8	40.8	0.1459	5.95	5113	43.3379%	Fecal		CFU/100 mL	200	283.2	86400	-	29,137.6
5439000	3/15/2006	40.7	40.7	0.1459	5.94	5117	43.3718%	Fecal		CFU/100 mL	200	283.2	86400	-	29,066.2
5439000	6/9/2007	40.7	40.7	0.1459	5.94	5117	43.3718%	Fecal		CFU/100 mL	200	283.2	86400	-	29,066.2
5439000	2/23/2012	40.7	40.7	0.1459	5.94	5117	43.3718%	Fecal		CFU/100 mL	200	283.2	86400	-	29,066.2
5439000	4/11/2004	40.6	40.6	0.1459	5.92	5120	43.3972%	Fecal		CFU/100 mL	200	283.2	86400	-	28,994.7
5439000	6/1/2010	40.6	40.6	0.1459	5.92	5120	43.3972%	Fecal		CFU/100 mL	200	283.2	86400	-	28,994.7
5439000	12/9/2016	40.6	40.6	0.1459	5.92	5120	43.3972%	Fecal		CFU/100 mL	200	283.2	86400	-	28,994.7
5439000	12/2/2017	40.6	40.6	0.1459	5.92	5120	43.3972%	Fecal		CFU/100 mL	200	283.2	86400	-	28,994.7
5439000	1/27/2018	40.6	40.6	0.1459	5.92	5120	43.3972%	Fecal		CFU/100 mL	200	283.2	86400	-	28,994.7
5439000	3/31/2018	40.6	40.6	0.1459	5.92	5120	43.3972%	Fecal		CFU/100 mL	200	283.2	86400	-	28,994.7
5439000	6/5/2018	40.6	40.6	0.1459	5.92	5120	43.3972%	Fecal		CFU/100 mL	200	283.2	86400	-	28,994.7
5439000	6/19/2020	40.6	40.6	0.1459	5.92	5120	43.3972%	Fecal		CFU/100 mL	200	283.2	86400	-	28,994.7
5439000	7/1/2020	40.6	40.6	0.1459	5.92	5120	43.3972%	Fecal		CFU/100 mL	200	283.2	86400	-	28,994.7
5439000	12/17/1993	40.5	40.5	0.1459	5.91	5129	43.4735%	Fecal		CFU/100 mL	200	283.2	86400	-	28,923.3
5439000	4/4/2002	40.5	40.5	0.1459	5.91	5129	43.4735%	Fecal		CFU/100 mL	200	283.2	86400	-	28,923.3

Gage ID	Date	Discharge (CFS)	Gage Discharge (less Surrogate NPDES) (CFS)	Watershed Area Ratio	Calculated flow (CFS)	Rank	Flow Exceedance %	Parameter	Results	Units (mg or micro_gram	Limit/Standard	100mL/CF	sec/day	Actual Load (million colonies/day)	Allowable Load (million colonies/day)
5439000	5/25/2008	40.5	40.5	0.1459	5.91	5129	43.4735%	Fecal		CFU/100 mL	200	283.2	86400	-	28,923.3
5439000	6/9/2013	40.5	40.5	0.1459	5.91	5129	43.4735%	Fecal		CFU/100 mL	200	283.2	86400	-	28,923.3
5439000	7/1/2016	40.5	40.5	0.1459	5.91	5129	43.4735%	Fecal		CFU/100 mL	200	283.2	86400	-	28,923.3
5439000	8/31/2009	40.4	40.4	0.1459	5.90	5134	43.5159%	Fecal		CFU/100 mL	200	283.2	86400	-	28,851.9
5439000	4/29/2010	40.4	40.4	0.1459	5.90	5134	43.5159%	Fecal		CFU/100 mL	200	283.2	86400	-	28,851.9
5439000	4/23/2021	40.4	40.4	0.1459	5.90	5134	43.5159%	Fecal		CFU/100 mL	200	283.2	86400	-	28,851.9
5439000	5/8/2006	40.3	40.3	0.1459	5.88	5137	43.5413%	Fecal		CFU/100 mL	200	283.2	86400	-	28,780.5
5439000	5/23/2006	40.3	40.3	0.1459	5.88	5137	43.5413%	Fecal		CFU/100 mL	200	283.2	86400	-	28,780.5
5439000	2/12/2008	40.3	40.3	0.1459	5.88	5137	43.5413%	Fecal		CFU/100 mL	200	283.2	86400	-	28,780.5
5439000	11/11/2008	40.3	40.3	0.1459	5.88	5137	43.5413%	Fecal		CFU/100 mL	200	283.2	86400	-	28,780.5
5439000	12/31/2016	40.3	40.3	0.1459	5.88	5137	43.5413%	Fecal		CFU/100 mL	200	283.2	86400	-	28,780.5
5439000	12/3/2017	40.3	40.3	0.1459	5.88	5137	43.5413%	Fecal		CFU/100 mL	200	283.2	86400	-	28,780.5
5439000	12/16/1993	40.2	40.2	0.1459	5.87	5143	43.5921%	Fecal		CFU/100 mL	200	283.2	86400	-	28,709.1
5439000	4/3/1994	40.2	40.2	0.1459	5.87	5143	43.5921%	Fecal		CFU/100 mL	200	283.2	86400	-	28,709.1
5439000	5/19/2005	40.2	40.2	0.1459	5.87	5143	43.5921%	Fecal		CFU/100 mL	200	283.2	86400	-	28,709.1
5439000	1/29/2016	40.2	40.2	0.1459	5.87	5143	43.5921%	Fecal		CFU/100 mL	200	283.2	86400	-	28,709.1
5439000	1/17/2018	40.2	40.2	0.1459	5.87	5143	43.5921%	Fecal		CFU/100 mL	200	283.2	86400	-	28,709.1
5439000	7/12/2019	40.2	40.2	0.1459	5.87	5143	43.5921%	Fecal		CFU/100 mL	200	283.2	86400	-	28,709.1
5439000	4/28/2010	40.1	40.1	0.1459	5.85	5149	43.6430%	Fecal		CFU/100 mL	200	283.2	86400	-	28,637.7
5439000	5/24/2012	40.1	40.1	0.1459	5.85	5149	43.6430%	Fecal		CFU/100 mL	200	283.2	86400	-	28,637.7
5439000	6/10/2013	40.1	40.1	0.1459	5.85	5149	43.6430%	Fecal		CFU/100 mL	200	283.2	86400	-	28,637.7
5439000	4/22/2014	40.1	40.1	0.1459	5.85	5149	43.6430%	Fecal		CFU/100 mL	200	283.2	86400	-	28,637.7
5439000	11/7/2016	40.1	40.1	0.1459	5.85	5149	43.6430%	Fecal		CFU/100 mL	200	283.2	86400	-	28,637.7
5439000	6/12/1990	40	40	0.1459	5.84	5154	43.6854%	Fecal		CFU/100 mL	200	283.2	86400	-	28,566.2
5439000	7/9/1990	40	40	0.1459	5.84	5154	43.6854%	Fecal		CFU/100 mL	200	283.2	86400	-	28,566.2
5439000	5/12/1992	40	40	0.1459	5.84	5154	43.6854%	Fecal		CFU/100 mL	200	283.2	86400	-	28,566.2
5439000	5/31/1993	40	40	0.1459	5.84	5154	43.6854%	Fecal		CFU/100 mL	200	283.2	86400	-	28,566.2
5439000	1/2/1994	40	40	0.1459	5.84	5154	43.6854%	Fecal		CFU/100 mL	200	283.2	86400	-	28,566.2
5439000	2/3/1995	40	40	0.1459	5.84	5154	43.6854%	Fecal		CFU/100 mL	200	283.2	86400	-	28,566.2
5439000	2/9/1995	40	40	0.1459	5.84	5154	43.6854%	Fecal		CFU/100 mL	200	283.2	86400	-	28,566.2
5439000	2/26/1995	40	40	0.1459	5.84	5154	43.6854%	Fecal		CFU/100 mL	200	283.2	86400	-	28,566.2
5439000	3/1/1995	40	40	0.1459	5.84	5154	43.6854%	Fecal		CFU/100 mL	200	283.2	86400	-	28,566.2
5439000	4/15/1996	40	40	0.1459	5.84	5154	43.6854%	Fecal		CFU/100 mL	200	283.2	86400	-	28,566.2
5439000	4/25/1997	40	40	0.1459	5.84	5154	43.6854%	Fecal		CFU/100 mL	200	283.2	86400	-	28,566.2
5439000	6/16/1997	40	40	0.1459	5.84	5154	43.6854%	Fecal		CFU/100 mL	200	283.2	86400	-	28,566.2
5439000	6/7/1998	40	40	0.1459	5.84	5154	43.6854%	Fecal		CFU/100 mL	200	283.2	86400	-	28,566.2
5439000	12/19/1998	40	40	0.1459	5.84	5154	43.6854%	Fecal		CFU/100 mL	200	283.2	86400	-	28,566.2
5439000	4/6/1999	40	40	0.1459	5.84	5154	43.6854%	Fecal		CFU/100 mL	200	283.2	86400	-	28,566.2
5439000	7/2/1999	40	40	0.1459	5.84	5154	43.6854%	Fecal		CFU/100 mL	200	283.2	86400	-	28,566.2
5439000	5/3/2000	40	40	0.1459	5.84	5154	43.6854%	Fecal		CFU/100 mL	200	283.2	86400	-	28,566.2
5439000	5/28/2001	40	40	0.1459	5.84	5154	43.6854%	Fecal		CFU/100 mL	200	283.2	86400	-	28,566.2
5439000	6/23/2007	40	40	0.1459	5.84	5154	43.6854%	Fecal		CFU/100 mL	200	283.2	86400	-	28,566.2
5439000	12/31/2007	40	40	0.1459	5.84	5154	43.6854%	Fecal		CFU/100 mL	200	283.2	86400	-	28,566.2
5439000	1/3/2008	40	40	0.1459	5.84	5154	43.6854%	Fecal		CFU/100 mL	200	283.2	86400	-	28,566.2
5439000	1/22/2008	40	40	0.1459	5.84	5154	43.6854%	Fecal		CFU/100 mL	200	283.2	86400	-	28,566.2
5439000	1/14/2012	40	40	0.1459	5.84	5154	43.6854%	Fecal		CFU/100 mL	200	283.2	86400	-	28,566.2
5439000	2/15/2017	40	40	0.1459	5.84	5154	43.6854%	Fecal		CFU/100 mL	200	283.2	86400	-	28,566.2
5439000	6/29/2017	40	40	0.1459	5.84	5154	43.6854%	Fecal		CFU/100 mL	200	283.2	86400	-	28,566.2
5439000	4/24/2021	40	40	0.1459	5.84	5154	43.6854%	Fecal		CFU/100 mL	200	283.2	86400	-	28,566.2
5439000	6/3/2021	40	40	0.1459	5.84	5154	43.6854%	Fecal		CFU/100 mL	200	283.2	86400	-	28,566.2
5439000	4/12/1994	39.9	39.9	0.1459	5.82	5181	43.9142%	Fecal		CFU/100 mL	200	283.2	86400	-	28,494.8
5439000	6/17/2006	39.9	39.9	0.1459	5.82	5181	43.9142%	Fecal		CFU/100 mL	200	283.2	86400	-	28,494.8
5439000	5/23/2012	39.9	39.9	0.1459	5.82	5181	43.9142%	Fecal		CFU/100 mL	200	283.2	86400	-	28,494.8
5439000	9/21/2016	39.9	39.9	0.1459	5.82	5181	43.9142%	Fecal		CFU/100 mL	200	283.2	86400	-	28,494.8
5439000	4/16/2018	39.9	39.9	0.1459	5.82	5181	43.9142%	Fecal		CFU/100 mL	200	283.2	86400	-	28,494.8
5439000	3/17/2022	39.9	39.9	0.1459	5.82	5181	43.9142%	Fecal		CFU/100 mL	200	283.2	86400	-	28,494.8
5439000	4/12/2005	39.8	39.8	0.1459	5.81	5187	43.9651%	Fecal		CFU/100 mL	200	283.2	86400	-	28,423.4
5439000	5/2/2010	39.8	39.8	0.1459	5.81	5187	43.9651%	Fecal		CFU/100 mL	200	283.2	86400	-	28,423.4
5439000	7/11/2018	39.8	39.8	0.1459	5.81	5187	43.9651%	Fecal		CFU/100 mL	200	283.2	86400	-	28,423.4
5439000	11/26/2001	39.7	39.7	0.1459	5.79	5190	43.9905%	Fecal		CFU/100 mL	200	283.2	86400	-	28,352.0
5439000	10/18/2008	39.7	39.7	0.1459	5.79	5190	43.9905%	Fecal		CFU/100 mL	200	283.2	86400	-	28,352.0
5439000	5/20/2013	39.7	39.7	0.1459	5.79	5190	43.9905%	Fecal		CFU/100 mL	200	283.2	86400	-	28,352.0
5439000	8/22/2014	39.7	39.7	0.1459	5.79	5190	43.9905%	Fecal		CFU/100 mL	200	283.2	86400	-	28,352.0
5439000	2/27/2017	39.7	39.7	0.1459	5.79	5190	43.9905%	Fecal		CFU/100 mL	200	283.2	86400	-	28,352.0
5439000	4/3/2006	39.6	39.6	0.1459	5.78	5195	44.0329%	Fecal		CFU/100 mL	200	283.2	86400	-	28,280.6
5439000	7/30/2007	39.6	39.6	0.1459	5.78	5195	44.0329%	Fecal		CFU/100 mL	200	283.2	86400	-	28,280.6
5439000	5/24/2008	39.6	39.6	0.1459	5.78	5195	44.0329%	Fecal		CFU/100 mL	200	283.2	86400	-	28,280.6
5439000	12/22/2018	39.6	39.6	0.1459	5.78	5195	44.0329%	Fecal		CFU/100 mL	200	283.2	86400	-	28,280.6
5439000	6/21/2020	39.6	39.6	0.1459	5.78	5195	44.0329%	Fecal		CFU/100 mL	200	283.2	86400	-	28,280.6
5439000	5/3/2004	39.5	39.5	0.1459	5.76	5200	44.0753%	Fecal		CFU/100 mL	200	283.2	86400	-	28,209.2
5439000	6/29/2004	39.5	39.5	0.1459	5.76	5200	44.0753%	Fecal		CFU/100 mL	200	283.2	86400	-	28,209.2
5439000	4/29/2012	39.5	39.5	0.1459	5.76	5200	44.0753%	Fecal		CFU/100 mL	200	283.2	86400	-	28,209.2
5439000	7/10/2016	39.5	39.5	0.1459	5.76	5200	44.0753%	Fecal		CFU/100 mL	200	283.2	86400	-	28,209.2
5439000	6/22/2020	39.5	39.5	0.1459	5.76	5200	44.0753%	Fecal		CFU/100 mL	200	283.2	86400	-	28,209.2
5439000	3/20/2004	39.3	39.3	0.1459	5.74	5205	44.1176%	Fecal		CFU/100 mL	200	283.2	86400	-	28,066.3
5439000	6/25/2017	39.3	39.3	0.1459	5.74	5205	44.1176%	Fecal		CFU/100 mL	200	283.2	86400	-	28,066.3
5439000	10/14/2018	39.3	39.3	0.1459	5.74	5205	44.1176%	Fecal		CFU/100 mL	200	283.2	86400	-	28,066.3
5439000	2/11/2008	39.2	39.2	0.1459	5.72	5208	44.1431%	Fecal		CFU/100 mL	200	283.2	86400	-	27,994.9
5439000	7/6/2010	39.2	39.2	0.1459	5.72	5208	44.1431%	Fecal		CFU/100 mL	200	283.2	86400	-	27,994.9
5439000	4/11/2014	39.2	39.2	0.1459	5.72	5208	44.1431%	Fecal		CFU/100 mL	200	283.2	86400	-	27,994.9
5439000	7/22/2014	39.2	39.2	0.1459	5.72	5208	44.1431%	Fecal		CFU/100 mL	200	283.2	86400	-	27,994.9
5439000	7/16/2019	39.2	39.2	0.1459	5.72	5208	44.1431%	Fecal		CFU/100 mL	200	283.2	86400	-	27,994.9
5439000	6/16/1994	39.1	39.1	0.1459	5.71	5213	44.1855%	Fecal		CFU/100 mL	200	283.2	86400	-	27,923.5
5439000	6/18/2006	39.1	39.1	0.1459	5.71	5213	44.1855%	Fecal		CFU/100 mL	200	283.2	86400	-	27,923.5
5439000	10/23/2008	39.1	39.1	0.1459	5.71	5213	44.1855%	Fecal		CFU/100 mL	200	283.2	86400	-	27,923.5
5439000	5/18/2013	39.1	39.1	0.1459	5.71	5213	44.1855%	Fecal		CFU/100 mL	200	283.2	86400	-	27,923.5
5439000	1/27/2016	39.1	39.1	0.1459	5.71	5213	44.1855%	Fecal		CFU/100 mL	200	283.2	86400	-	27,923.5
5439000	10/13/2017	39.1	39.1	0.1459	5.71	5213	44.1855%	Fecal		CFU/100 mL	200	283.2	86400	-	27,923.5
5439000	5/1/1990	39	39	0.1459	5.69	5219	44.2363%	Fecal		CFU/100 mL	200	283.2	86400	-	27,852.1
5439000	6/11/1990	39	39	0.1459	5.69	5219	44.2363%	Fecal		CFU/100 mL	200	283.2	86400	-	27,852.1

Gage ID	Date	Discharge (CFS)	Gage Discharge (less Surrogate NPDES) (CFS)	Watershed Area Ratio	Calculated flow (CFS)	Rank	Flow Exceedance %	Parameter	Results	Units (mg or micro_gram	Limit/Standard	100mL/CF	sec/day	Actual Load (million colonies/day)	Allowable Load (million colonies/day)
5439000	6/13/1990	39	39	0.1459	5.69	5219	44.2363%	Fecal		CFU/100 mL	200	283.2	86400	-	27,852.1
5439000	8/27/1990	39	39	0.1459	5.69	5219	44.2363%	Fecal		CFU/100 mL	200	283.2	86400	-	27,852.1
5439000	11/16/1990	39	39	0.1459	5.69	5219	44.2363%	Fecal		CFU/100 mL	200	283.2	86400	-	27,852.1
5439000	3/9/1991	39	39	0.1459	5.69	5219	44.2363%	Fecal		CFU/100 mL	200	283.2	86400	-	27,852.1
5439000	6/18/1991	39	39	0.1459	5.69	5219	44.2363%	Fecal		CFU/100 mL	200	283.2	86400	-	27,852.1
5439000	12/26/1991	39	39	0.1459	5.69	5219	44.2363%	Fecal		CFU/100 mL	200	283.2	86400	-	27,852.1
5439000	1/8/1992	39	39	0.1459	5.69	5219	44.2363%	Fecal		CFU/100 mL	200	283.2	86400	-	27,852.1
5439000	2/9/1992	39	39	0.1459	5.69	5219	44.2363%	Fecal		CFU/100 mL	200	283.2	86400	-	27,852.1
5439000	4/5/1992	39	39	0.1459	5.69	5219	44.2363%	Fecal		CFU/100 mL	200	283.2	86400	-	27,852.1
5439000	4/10/1992	39	39	0.1459	5.69	5219	44.2363%	Fecal		CFU/100 mL	200	283.2	86400	-	27,852.1
5439000	5/7/1992	39	39	0.1459	5.69	5219	44.2363%	Fecal		CFU/100 mL	200	283.2	86400	-	27,852.1
5439000	7/31/1992	39	39	0.1459	5.69	5219	44.2363%	Fecal		CFU/100 mL	200	283.2	86400	-	27,852.1
5439000	2/19/1993	39	39	0.1459	5.69	5219	44.2363%	Fecal		CFU/100 mL	200	283.2	86400	-	27,852.1
5439000	8/4/1993	39	39	0.1459	5.69	5219	44.2363%	Fecal		CFU/100 mL	200	283.2	86400	-	27,852.1
5439000	11/4/1995	39	39	0.1459	5.69	5219	44.2363%	Fecal		CFU/100 mL	200	283.2	86400	-	27,852.1
5439000	2/13/1996	39	39	0.1459	5.69	5219	44.2363%	Fecal		CFU/100 mL	200	283.2	86400	-	27,852.1
5439000	8/25/1996	39	39	0.1459	5.69	5219	44.2363%	Fecal		CFU/100 mL	200	283.2	86400	-	27,852.1
5439000	4/10/1997	39	39	0.1459	5.69	5219	44.2363%	Fecal		CFU/100 mL	200	283.2	86400	-	27,852.1
5439000	1/3/1998	39	39	0.1459	5.69	5219	44.2363%	Fecal		CFU/100 mL	200	283.2	86400	-	27,852.1
5439000	7/13/1998	39	39	0.1459	5.69	5219	44.2363%	Fecal		CFU/100 mL	200	283.2	86400	-	27,852.1
5439000	4/8/1999	39	39	0.1459	5.69	5219	44.2363%	Fecal		CFU/100 mL	200	283.2	86400	-	27,852.1
5439000	5/21/2000	39	39	0.1459	5.69	5219	44.2363%	Fecal		CFU/100 mL	200	283.2	86400	-	27,852.1
5439000	7/18/2000	39	39	0.1459	5.69	5219	44.2363%	Fecal		CFU/100 mL	200	283.2	86400	-	27,852.1
5439000	11/14/2000	39	39	0.1459	5.69	5219	44.2363%	Fecal		CFU/100 mL	200	283.2	86400	-	27,852.1
5439000	2/6/2001	39	39	0.1459	5.69	5219	44.2363%	Fecal		CFU/100 mL	200	283.2	86400	-	27,852.1
5439000	5/31/2001	39	39	0.1459	5.69	5219	44.2363%	Fecal		CFU/100 mL	200	283.2	86400	-	27,852.1
5439000	6/23/2001	39	39	0.1459	5.69	5219	44.2363%	Fecal		CFU/100 mL	200	283.2	86400	-	27,852.1
5439000	7/6/2009	39	39	0.1459	5.69	5219	44.2363%	Fecal		CFU/100 mL	200	283.2	86400	-	27,852.1
5439000	2/17/2012	39	39	0.1459	5.69	5219	44.2363%	Fecal		CFU/100 mL	200	283.2	86400	-	27,852.1
5439000	2/13/2017	39	39	0.1459	5.69	5219	44.2363%	Fecal		CFU/100 mL	200	283.2	86400	-	27,852.1
5439000	6/20/2020	39	39	0.1459	5.69	5219	44.2363%	Fecal		CFU/100 mL	200	283.2	86400	-	27,852.1
5439000	4/7/2011	38.9	38.9	0.1459	5.68	5252	44.5160%	Fecal		CFU/100 mL	200	283.2	86400	-	27,780.7
5439000	3/29/2012	38.9	38.9	0.1459	5.68	5252	44.5160%	Fecal		CFU/100 mL	200	283.2	86400	-	27,780.7
5439000	3/31/2012	38.9	38.9	0.1459	5.68	5252	44.5160%	Fecal		CFU/100 mL	200	283.2	86400	-	27,780.7
5439000	3/24/2017	38.9	38.9	0.1459	5.68	5252	44.5160%	Fecal		CFU/100 mL	200	283.2	86400	-	27,780.7
5439000	6/23/2020	38.9	38.9	0.1459	5.68	5252	44.5160%	Fecal		CFU/100 mL	200	283.2	86400	-	27,780.7
5439000	11/13/1993	38.8	38.8	0.1459	5.66	5257	44.5584%	Fecal		CFU/100 mL	200	283.2	86400	-	27,709.3
5439000	3/25/2005	38.8	38.8	0.1459	5.66	5257	44.5584%	Fecal		CFU/100 mL	200	283.2	86400	-	27,709.3
5439000	4/22/2006	38.8	38.8	0.1459	5.66	5257	44.5584%	Fecal		CFU/100 mL	200	283.2	86400	-	27,709.3
5439000	5/23/2021	38.8	38.8	0.1459	5.66	5257	44.5584%	Fecal		CFU/100 mL	200	283.2	86400	-	27,709.3
5439000	3/14/2005	38.7	38.7	0.1459	5.65	5261	44.5923%	Fecal		CFU/100 mL	200	283.2	86400	-	27,637.8
5439000	12/2/2011	38.7	38.7	0.1459	5.65	5261	44.5923%	Fecal		CFU/100 mL	200	283.2	86400	-	27,637.8
5439000	5/14/2007	38.6	38.6	0.1459	5.63	5263	44.6093%	Fecal		CFU/100 mL	200	283.2	86400	-	27,566.4
5439000	11/25/2008	38.6	38.6	0.1459	5.63	5263	44.6093%	Fecal		CFU/100 mL	200	283.2	86400	-	27,566.4
5439000	11/12/2017	38.6	38.6	0.1459	5.63	5263	44.6093%	Fecal		CFU/100 mL	200	283.2	86400	-	27,566.4
5439000	12/22/2007	38.5	38.5	0.1459	5.62	5266	44.6347%	Fecal		CFU/100 mL	200	283.2	86400	-	27,495.0
5439000	2/24/2008	38.5	38.5	0.1459	5.62	5266	44.6347%	Fecal		CFU/100 mL	200	283.2	86400	-	27,495.0
5439000	6/3/2010	38.5	38.5	0.1459	5.62	5266	44.6347%	Fecal		CFU/100 mL	200	283.2	86400	-	27,495.0
5439000	11/22/2011	38.5	38.5	0.1459	5.62	5266	44.6347%	Fecal		CFU/100 mL	200	283.2	86400	-	27,495.0
5439000	11/23/2011	38.5	38.5	0.1459	5.62	5266	44.6347%	Fecal		CFU/100 mL	200	283.2	86400	-	27,495.0
5439000	4/28/2012	38.5	38.5	0.1459	5.62	5266	44.6347%	Fecal		CFU/100 mL	200	283.2	86400	-	27,495.0
5439000	8/26/2019	38.5	38.5	0.1459	5.62	5266	44.6347%	Fecal		CFU/100 mL	200	283.2	86400	-	27,495.0
5439000	4/2/2005	38.4	38.4	0.1459	5.60	5273	44.6940%	Fecal		CFU/100 mL	200	283.2	86400	-	27,423.6
5439000	6/27/2007	38.4	38.4	0.1459	5.60	5273	44.6940%	Fecal		CFU/100 mL	200	283.2	86400	-	27,423.6
5439000	5/19/2013	38.4	38.4	0.1459	5.60	5273	44.6940%	Fecal		CFU/100 mL	200	283.2	86400	-	27,423.6
5439000	12/14/2020	38.4	38.4	0.1459	5.60	5273	44.6940%	Fecal		CFU/100 mL	200	283.2	86400	-	27,423.6
5439000	5/22/2021	38.4	38.4	0.1459	5.60	5273	44.6940%	Fecal		CFU/100 mL	200	283.2	86400	-	27,423.6
5439000	11/18/2003	38.3	38.3	0.1459	5.59	5278	44.7364%	Fecal		CFU/100 mL	200	283.2	86400	-	27,352.2
5439000	2/29/2004	38.3	38.3	0.1459	5.59	5278	44.7364%	Fecal		CFU/100 mL	200	283.2	86400	-	27,352.2
5439000	1/17/2009	38.3	38.3	0.1459	5.59	5278	44.7364%	Fecal		CFU/100 mL	200	283.2	86400	-	27,352.2
5439000	7/10/2020	38.3	38.3	0.1459	5.59	5278	44.7364%	Fecal		CFU/100 mL	200	283.2	86400	-	27,352.2
5439000	12/10/1993	38.2	38.2	0.1459	5.57	5282	44.7703%	Fecal		CFU/100 mL	200	283.2	86400	-	27,280.8
5439000	2/15/2002	38.2	38.2	0.1459	5.57	5282	44.7703%	Fecal		CFU/100 mL	200	283.2	86400	-	27,280.8
5439000	4/6/2006	38.2	38.2	0.1459	5.57	5282	44.7703%	Fecal		CFU/100 mL	200	283.2	86400	-	27,280.8
5439000	7/26/2015	38.2	38.2	0.1459	5.57	5282	44.7703%	Fecal		CFU/100 mL	200	283.2	86400	-	27,280.8
5439000	4/4/2018	38.2	38.2	0.1459	5.57	5282	44.7703%	Fecal		CFU/100 mL	200	283.2	86400	-	27,280.8
5439000	7/20/2020	38.2	38.2	0.1459	5.57	5282	44.7703%	Fecal		CFU/100 mL	200	283.2	86400	-	27,280.8
5439000	4/4/1994	38.1	38.1	0.1459	5.56	5288	44.8212%	Fecal		CFU/100 mL	200	283.2	86400	-	27,209.3
5439000	1/16/2010	38.1	38.1	0.1459	5.56	5288	44.8212%	Fecal		CFU/100 mL	200	283.2	86400	-	27,209.3
5439000	2/25/2016	38.1	38.1	0.1459	5.56	5288	44.8212%	Fecal		CFU/100 mL	200	283.2	86400	-	27,209.3
5439000	6/20/2021	38.1	38.1	0.1459	5.56	5288	44.8212%	Fecal		CFU/100 mL	200	283.2	86400	-	27,209.3
5439000	7/11/1990	38	38	0.1459	5.55	5292	44.8551%	Fecal		CFU/100 mL	200	283.2	86400	-	27,137.9
5439000	11/1/1991	38	38	0.1459	5.55	5292	44.8551%	Fecal		CFU/100 mL	200	283.2	86400	-	27,137.9
5439000	12/29/1991	38	38	0.1459	5.55	5292	44.8551%	Fecal		CFU/100 mL	200	283.2	86400	-	27,137.9
5439000	4/6/1992	38	38	0.1459	5.55	5292	44.8551%	Fecal		CFU/100 mL	200	283.2	86400	-	27,137.9
5439000	4/14/1992	38	38	0.1459	5.55	5292	44.8551%	Fecal		CFU/100 mL	200	283.2	86400	-	27,137.9
5439000	9/22/1992	38	38	0.1459	5.55	5292	44.8551%	Fecal		CFU/100 mL	200	283.2	86400	-	27,137.9
5439000	7/14/1993	38	38	0.1459	5.55	5292	44.8551%	Fecal		CFU/100 mL	200	283.2	86400	-	27,137.9
5439000	9/5/1993	38	38	0.1459	5.55	5292	44.8551%	Fecal		CFU/100 mL	200	283.2	86400	-	27,137.9
5439000	10/30/1993	38	38	0.1459	5.55	5292	44.8551%	Fecal		CFU/100 mL	200	283.2	86400	-	27,137.9
5439000	12/14/1993	38	38	0.1459	5.55	5292	44.8551%	Fecal		CFU/100 mL	200	283.2	86400	-	27,137.9
5439000	2/4/1995	38	38	0.1459	5.55	5292	44.8551%	Fecal		CFU/100 mL	200	283.2	86400	-	27,137.9
5439000	3/10/1995	38	38	0.1459	5.55	5292	44.8551%	Fecal		CFU/100 mL	200	283.2	86400	-	27,137.9
5439000	4/7/1995	38	38	0.1459	5.55	5292	44.8551%	Fecal		CFU/100 mL	200	283.2	86400	-	27,137.9
5439000	4/9/1997	38	38	0.1459	5.55	5292	44.8551%	Fecal		CFU/100 mL	200	283.2	86400	-	27,137.9
5439000	4/26/1997	38	38	0.1459	5.55	5292	44.8551%	Fecal		CFU/100 mL	200	283.2	86400	-	27,137.9
5439000	4/27/1997	38	38	0.1459	5.55	5292	44.8551%	Fecal		CFU/100 mL	200	283.2	86400	-	27,137.9
5439000	4/28/1997	38	38	0.1459	5.55	5292	44.8551%	Fecal		CFU/100 mL	200	283.2	86400	-	27,137.9
5439000	6/4/1997	38	38	0.1459	5.55	5292	44.8551%	Fecal		CFU/100 mL	200	283.2	86400	-	27,137.9
5439000	6/8/1998	38	38	0.1459	5.55	5292	44.8551%	Fecal		CFU/100 mL	200	283.2	86400	-	27,137.9

Gage ID	Date	Discharge (CFS)	Gage Discharge (less Surrogate NPDES) (CFS)	Watershed Area Ratio	Calculated flow (CFS)	Rank	Flow Exceedance %	Parameter	Results	Units (mg or micro_gram	Limit/Standard	100mL/CF	sec/day	Actual Load (million colonies/day)	Allowable Load (million colonies/day)
5439000	10/31/1998	38	38	0.1459	5.55	5292	44.8551%	Fecal		CFU/100 mL	200	283.2	86400	-	27,137.9
5439000	5/4/2000	38	38	0.1459	5.55	5292	44.8551%	Fecal		CFU/100 mL	200	283.2	86400	-	27,137.9
5439000	5/3/2001	38	38	0.1459	5.55	5292	44.8551%	Fecal		CFU/100 mL	200	283.2	86400	-	27,137.9
5439000	6/20/2001	38	38	0.1459	5.55	5292	44.8551%	Fecal		CFU/100 mL	200	283.2	86400	-	27,137.9
5439000	12/14/2001	38	38	0.1459	5.55	5292	44.8551%	Fecal		CFU/100 mL	200	283.2	86400	-	27,137.9
5439000	3/15/2004	38	38	0.1459	5.55	5292	44.8551%	Fecal		CFU/100 mL	200	283.2	86400	-	27,137.9
5439000	1/12/2005	38	38	0.1459	5.55	5292	44.8551%	Fecal		CFU/100 mL	200	283.2	86400	-	27,137.9
5439000	5/21/2005	38	38	0.1459	5.55	5292	44.8551%	Fecal		CFU/100 mL	200	283.2	86400	-	27,137.9
5439000	6/24/2007	38	38	0.1459	5.55	5292	44.8551%	Fecal		CFU/100 mL	200	283.2	86400	-	27,137.9
5439000	1/2/2008	38	38	0.1459	5.55	5292	44.8551%	Fecal		CFU/100 mL	200	283.2	86400	-	27,137.9
5439000	7/10/2009	38	38	0.1459	5.55	5292	44.8551%	Fecal		CFU/100 mL	200	283.2	86400	-	27,137.9
5439000	7/29/2011	38	38	0.1459	5.55	5292	44.8551%	Fecal		CFU/100 mL	200	283.2	86400	-	27,137.9
5439000	1/15/2017	38	38	0.1459	5.55	5292	44.8551%	Fecal		CFU/100 mL	200	283.2	86400	-	27,137.9
5439000	6/28/2017	38	38	0.1459	5.55	5292	44.8551%	Fecal		CFU/100 mL	200	283.2	86400	-	27,137.9
5439000	10/13/2001	37.9	37.9	0.1459	5.53	5325	45.1348%	Fecal		CFU/100 mL	200	283.2	86400	-	27,066.5
5439000	2/17/2002	37.9	37.9	0.1459	5.53	5325	45.1348%	Fecal		CFU/100 mL	200	283.2	86400	-	27,066.5
5439000	1/29/2006	37.9	37.9	0.1459	5.53	5325	45.1348%	Fecal		CFU/100 mL	200	283.2	86400	-	27,066.5
5439000	6/5/2010	37.9	37.9	0.1459	5.53	5325	45.1348%	Fecal		CFU/100 mL	200	283.2	86400	-	27,066.5
5439000	4/2/2012	37.9	37.9	0.1459	5.53	5325	45.1348%	Fecal		CFU/100 mL	200	283.2	86400	-	27,066.5
5439000	11/10/2017	37.9	37.9	0.1459	5.53	5325	45.1348%	Fecal		CFU/100 mL	200	283.2	86400	-	27,066.5
5439000	2/12/2002	37.8	37.8	0.1459	5.52	5331	45.1856%	Fecal		CFU/100 mL	200	283.2	86400	-	26,995.1
5439000	5/5/2004	37.8	37.8	0.1459	5.52	5331	45.1856%	Fecal		CFU/100 mL	200	283.2	86400	-	26,995.1
5439000	5/9/2006	37.8	37.8	0.1459	5.52	5331	45.1856%	Fecal		CFU/100 mL	200	283.2	86400	-	26,995.1
5439000	6/1/2006	37.8	37.8	0.1459	5.52	5331	45.1856%	Fecal		CFU/100 mL	200	283.2	86400	-	26,995.1
5439000	7/3/2006	37.8	37.8	0.1459	5.52	5331	45.1856%	Fecal		CFU/100 mL	200	283.2	86400	-	26,995.1
5439000	8/7/2014	37.8	37.8	0.1459	5.52	5331	45.1856%	Fecal		CFU/100 mL	200	283.2	86400	-	26,995.1
5439000	7/26/2016	37.8	37.8	0.1459	5.52	5331	45.1856%	Fecal		CFU/100 mL	200	283.2	86400	-	26,995.1
5439000	10/30/2016	37.7	37.7	0.1459	5.50	5338	45.2450%	Fecal		CFU/100 mL	200	283.2	86400	-	26,923.7
5439000	12/9/1993	37.6	37.6	0.1459	5.49	5339	45.2534%	Fecal		CFU/100 mL	200	283.2	86400	-	26,852.3
5439000	11/20/2009	37.6	37.6	0.1459	5.49	5339	45.2534%	Fecal		CFU/100 mL	200	283.2	86400	-	26,852.3
5439000	12/19/2009	37.6	37.6	0.1459	5.49	5339	45.2534%	Fecal		CFU/100 mL	200	283.2	86400	-	26,852.3
5439000	7/3/2011	37.6	37.6	0.1459	5.49	5339	45.2534%	Fecal		CFU/100 mL	200	283.2	86400	-	26,852.3
5439000	6/3/2012	37.5	37.5	0.1459	5.47	5343	45.2873%	Fecal		CFU/100 mL	200	283.2	86400	-	26,780.9
5439000	12/10/2016	37.5	37.5	0.1459	5.47	5343	45.2873%	Fecal		CFU/100 mL	200	283.2	86400	-	26,780.9
5439000	10/14/2001	37.4	37.4	0.1459	5.46	5345	45.3043%	Fecal		CFU/100 mL	200	283.2	86400	-	26,709.4
5439000	1/21/2007	37.4	37.4	0.1459	5.46	5345	45.3043%	Fecal		CFU/100 mL	200	283.2	86400	-	26,709.4
5439000	9/16/2007	37.4	37.4	0.1459	5.46	5345	45.3043%	Fecal		CFU/100 mL	200	283.2	86400	-	26,709.4
5439000	2/21/2013	37.4	37.4	0.1459	5.46	5345	45.3043%	Fecal		CFU/100 mL	200	283.2	86400	-	26,709.4
5439000	3/5/2022	37.4	37.4	0.1459	5.46	5345	45.3043%	Fecal		CFU/100 mL	200	283.2	86400	-	26,709.4
5439000	11/27/2001	37.3	37.3	0.1459	5.44	5350	45.3467%	Fecal		CFU/100 mL	200	283.2	86400	-	26,638.0
5439000	11/10/2008	37.3	37.3	0.1459	5.44	5350	45.3467%	Fecal		CFU/100 mL	200	283.2	86400	-	26,638.0
5439000	2/18/2012	37.3	37.3	0.1459	5.44	5350	45.3467%	Fecal		CFU/100 mL	200	283.2	86400	-	26,638.0
5439000	5/6/2012	37.3	37.3	0.1459	5.44	5350	45.3467%	Fecal		CFU/100 mL	200	283.2	86400	-	26,638.0
5439000	12/11/2016	37.3	37.3	0.1459	5.44	5350	45.3467%	Fecal		CFU/100 mL	200	283.2	86400	-	26,638.0
5439000	11/11/2017	37.3	37.3	0.1459	5.44	5350	45.3467%	Fecal		CFU/100 mL	200	283.2	86400	-	26,638.0
5439000	9/12/2020	37.3	37.3	0.1459	5.44	5350	45.3467%	Fecal		CFU/100 mL	200	283.2	86400	-	26,638.0
5439000	7/10/2008	37.2	37.2	0.1459	5.43	5357	45.4060%	Fecal		CFU/100 mL	200	283.2	86400	-	26,566.6
5439000	4/6/2015	37.2	37.2	0.1459	5.43	5357	45.4060%	Fecal		CFU/100 mL	200	283.2	86400	-	26,566.6
5439000	1/14/2017	37.2	37.2	0.1459	5.43	5357	45.4060%	Fecal		CFU/100 mL	200	283.2	86400	-	26,566.6
5439000	4/13/1994	37.1	37.1	0.1459	5.41	5360	45.4314%	Fecal		CFU/100 mL	200	283.2	86400	-	26,495.2
5439000	3/16/2004	37.1	37.1	0.1459	5.41	5360	45.4314%	Fecal		CFU/100 mL	200	283.2	86400	-	26,495.2
5439000	7/1/2006	37.1	37.1	0.1459	5.41	5360	45.4314%	Fecal		CFU/100 mL	200	283.2	86400	-	26,495.2
5439000	6/10/2007	37.1	37.1	0.1459	5.41	5360	45.4314%	Fecal		CFU/100 mL	200	283.2	86400	-	26,495.2
5439000	8/11/2010	37.1	37.1	0.1459	5.41	5360	45.4314%	Fecal		CFU/100 mL	200	283.2	86400	-	26,495.2
5439000	6/16/2021	37.1	37.1	0.1459	5.41	5360	45.4314%	Fecal		CFU/100 mL	200	283.2	86400	-	26,495.2
5439000	5/2/1990	37	37	0.1459	5.40	5366	45.4823%	Fecal		CFU/100 mL	200	283.2	86400	-	26,423.8
5439000	5/3/1990	37	37	0.1459	5.40	5366	45.4823%	Fecal		CFU/100 mL	200	283.2	86400	-	26,423.8
5439000	8/17/1990	37	37	0.1459	5.40	5366	45.4823%	Fecal		CFU/100 mL	200	283.2	86400	-	26,423.8
5439000	10/19/1990	37	37	0.1459	5.40	5366	45.4823%	Fecal		CFU/100 mL	200	283.2	86400	-	26,423.8
5439000	1/3/1991	37	37	0.1459	5.40	5366	45.4823%	Fecal		CFU/100 mL	200	283.2	86400	-	26,423.8
5439000	1/5/1991	37	37	0.1459	5.40	5366	45.4823%	Fecal		CFU/100 mL	200	283.2	86400	-	26,423.8
5439000	2/16/1992	37	37	0.1459	5.40	5366	45.4823%	Fecal		CFU/100 mL	200	283.2	86400	-	26,423.8
5439000	4/13/1992	37	37	0.1459	5.40	5366	45.4823%	Fecal		CFU/100 mL	200	283.2	86400	-	26,423.8
5439000	2/14/1993	37	37	0.1459	5.40	5366	45.4823%	Fecal		CFU/100 mL	200	283.2	86400	-	26,423.8
5439000	5/29/1993	37	37	0.1459	5.40	5366	45.4823%	Fecal		CFU/100 mL	200	283.2	86400	-	26,423.8
5439000	6/20/1994	37	37	0.1459	5.40	5366	45.4823%	Fecal		CFU/100 mL	200	283.2	86400	-	26,423.8
5439000	2/10/1995	37	37	0.1459	5.40	5366	45.4823%	Fecal		CFU/100 mL	200	283.2	86400	-	26,423.8
5439000	2/25/1995	37	37	0.1459	5.40	5366	45.4823%	Fecal		CFU/100 mL	200	283.2	86400	-	26,423.8
5439000	4/8/1995	37	37	0.1459	5.40	5366	45.4823%	Fecal		CFU/100 mL	200	283.2	86400	-	26,423.8
5439000	7/8/1995	37	37	0.1459	5.40	5366	45.4823%	Fecal		CFU/100 mL	200	283.2	86400	-	26,423.8
5439000	11/28/1995	37	37	0.1459	5.40	5366	45.4823%	Fecal		CFU/100 mL	200	283.2	86400	-	26,423.8
5439000	1/19/1996	37	37	0.1459	5.40	5366	45.4823%	Fecal		CFU/100 mL	200	283.2	86400	-	26,423.8
5439000	7/8/1996	37	37	0.1459	5.40	5366	45.4823%	Fecal		CFU/100 mL	200	283.2	86400	-	26,423.8
5439000	8/26/1996	37	37	0.1459	5.40	5366	45.4823%	Fecal		CFU/100 mL	200	283.2	86400	-	26,423.8
5439000	6/28/1997	37	37	0.1459	5.40	5366	45.4823%	Fecal		CFU/100 mL	200	283.2	86400	-	26,423.8
5439000	11/21/1998	37	37	0.1459	5.40	5366	45.4823%	Fecal		CFU/100 mL	200	283.2	86400	-	26,423.8
5439000	11/22/1998	37	37	0.1459	5.40	5366	45.4823%	Fecal		CFU/100 mL	200	283.2	86400	-	26,423.8
5439000	7/3/1999	37	37	0.1459	5.40	5366	45.4823%	Fecal		CFU/100 mL	200	283.2	86400	-	26,423.8
5439000	5/23/2000	37	37	0.1459	5.40	5366	45.4823%	Fecal		CFU/100 mL	200	283.2	86400	-	26,423.8
5439000	5/8/2001	37	37	0.1459	5.40	5366	45.4823%	Fecal		CFU/100 mL	200	283.2	86400	-	26,423.8
5439000	12/13/2001	37	37	0.1459	5.40	5366	45.4823%	Fecal		CFU/100 mL	200	283.2	86400	-	26,423.8
5439000	7/12/2009	37	37	0.1459	5.40	5366	45.4823%	Fecal		CFU/100 mL	200	283.2	86400	-	26,423.8
5439000	2/21/2012	37	37	0.1459	5.40	5366	45.4823%	Fecal		CFU/100 mL	200	283.2	86400	-	26,423.8
5439000	9/19/2015	37	37	0.1459	5.40	5366	45.4823%	Fecal		CFU/100 mL	200	283.2	86400	-	26,423.8
5439000	7/13/2019	37	37	0.1459	5.40	5366	45.4823%	Fecal		CFU/100 mL	200	283.2	86400	-	26,423.8
5439000	2/14/2002	36.9	36.9	0.1459	5.38	5396	45.7366%	Fecal		CFU/100 mL	200	283.2	86400	-	26,352.4
5439000	5/15/2007	36.9	36.9	0.1459	5.38	5396	45.7366%	Fecal		CFU/100 mL	200	283.2	86400	-	26,352.4
5439000	6/23/2008	36.9	36.9	0.1459	5.38	5396	45.7366%	Fecal		CFU/100 mL	200	283.2	86400	-	26,352.4
5439000	11/21/2011	36.9	36.9	0.1459	5.38	5396	45.7366%	Fecal		CFU/100 mL	200	283.2	86400	-	26,352.4
5439000	9/12/2014	36.9	36.9	0.1459	5.38	5396	45.7366%	Fecal		CFU/100 mL	200	283.2	86400	-	26,352.4

Gage ID	Date	Discharge (CFS)	Gage Discharge (less Surrogate NPDES) (CFS)	Watershed Area Ratio	Calculated flow (CFS)	Rank	Flow Exceedance %	Parameter	Results	Units (mg or micro_gram	Limit/Standard	100mL/CF	sec/day	Actual Load (million colonies/day)	Allowable Load (million colonies/day)
5439000	12/6/2017	36.9	36.9	0.1459	5.38	5396	45.7366%	Fecal		CFU/100 mL	200	283.2	86400	-	26,352.4
5439000	7/15/2013	36.8	36.8	0.1459	5.37	5402	45.7874%	Fecal		CFU/100 mL	200	283.2	86400	-	26,280.9
5439000	10/2/2018	36.8	36.8	0.1459	5.37	5402	45.7874%	Fecal		CFU/100 mL	200	283.2	86400	-	26,280.9
5439000	10/31/1993	36.7	36.7	0.1459	5.36	5404	45.8044%	Fecal		CFU/100 mL	200	283.2	86400	-	26,209.5
5439000	4/5/1994	36.7	36.7	0.1459	5.36	5404	45.8044%	Fecal		CFU/100 mL	200	283.2	86400	-	26,209.5
5439000	2/11/2002	36.7	36.7	0.1459	5.36	5404	45.8044%	Fecal		CFU/100 mL	200	283.2	86400	-	26,209.5
5439000	3/17/2004	36.7	36.7	0.1459	5.36	5404	45.8044%	Fecal		CFU/100 mL	200	283.2	86400	-	26,209.5
5439000	2/7/2010	36.7	36.7	0.1459	5.36	5404	45.8044%	Fecal		CFU/100 mL	200	283.2	86400	-	26,209.5
5439000	12/14/2003	36.6	36.6	0.1459	5.34	5409	45.8468%	Fecal		CFU/100 mL	200	283.2	86400	-	26,138.1
5439000	4/3/2005	36.6	36.6	0.1459	5.34	5409	45.8468%	Fecal		CFU/100 mL	200	283.2	86400	-	26,138.1
5439000	5/24/2021	36.6	36.6	0.1459	5.34	5409	45.8468%	Fecal		CFU/100 mL	200	283.2	86400	-	26,138.1
5439000	3/9/2022	36.6	36.6	0.1459	5.34	5409	45.8468%	Fecal		CFU/100 mL	200	283.2	86400	-	26,138.1
5439000	4/1/2005	36.5	36.5	0.1459	5.33	5413	45.8807%	Fecal		CFU/100 mL	200	283.2	86400	-	26,066.7
5439000	4/16/2006	36.5	36.5	0.1459	5.33	5413	45.8807%	Fecal		CFU/100 mL	200	283.2	86400	-	26,066.7
5439000	4/1/2018	36.5	36.5	0.1459	5.33	5413	45.8807%	Fecal		CFU/100 mL	200	283.2	86400	-	26,066.7
5439000	10/15/2018	36.5	36.5	0.1459	5.33	5413	45.8807%	Fecal		CFU/100 mL	200	283.2	86400	-	26,066.7
5439000	6/30/2004	36.4	36.4	0.1459	5.31	5417	45.9146%	Fecal		CFU/100 mL	200	283.2	86400	-	25,995.3
5439000	1/22/2007	36.4	36.4	0.1459	5.31	5417	45.9146%	Fecal		CFU/100 mL	200	283.2	86400	-	25,995.3
5439000	6/6/2010	36.4	36.4	0.1459	5.31	5417	45.9146%	Fecal		CFU/100 mL	200	283.2	86400	-	25,995.3
5439000	5/1/2012	36.4	36.4	0.1459	5.31	5417	45.9146%	Fecal		CFU/100 mL	200	283.2	86400	-	25,995.3
5439000	4/12/2004	36.3	36.3	0.1459	5.30	5421	45.9485%	Fecal		CFU/100 mL	200	283.2	86400	-	25,923.9
5439000	8/20/2016	36.3	36.3	0.1459	5.30	5421	45.9485%	Fecal		CFU/100 mL	200	283.2	86400	-	25,923.9
5439000	2/17/2017	36.3	36.3	0.1459	5.30	5421	45.9485%	Fecal		CFU/100 mL	200	283.2	86400	-	25,923.9
5439000	5/25/2021	36.3	36.3	0.1459	5.30	5421	45.9485%	Fecal		CFU/100 mL	200	283.2	86400	-	25,923.9
5439000	10/29/2001	36.2	36.2	0.1459	5.28	5425	45.9824%	Fecal		CFU/100 mL	200	283.2	86400	-	25,852.4
5439000	3/18/2004	36.2	36.2	0.1459	5.28	5425	45.9824%	Fecal		CFU/100 mL	200	283.2	86400	-	25,852.4
5439000	3/21/2018	36.2	36.2	0.1459	5.28	5425	45.9824%	Fecal		CFU/100 mL	200	283.2	86400	-	25,852.4
5439000	9/6/2019	36.2	36.2	0.1459	5.28	5425	45.9824%	Fecal		CFU/100 mL	200	283.2	86400	-	25,852.4
5439000	2/13/2002	36.1	36.1	0.1459	5.27	5429	46.0163%	Fecal		CFU/100 mL	200	283.2	86400	-	25,781.0
5439000	6/5/2003	36.1	36.1	0.1459	5.27	5429	46.0163%	Fecal		CFU/100 mL	200	283.2	86400	-	25,781.0
5439000	12/20/2012	36.1	36.1	0.1459	5.27	5429	46.0163%	Fecal		CFU/100 mL	200	283.2	86400	-	25,781.0
5439000	2/11/2016	36.1	36.1	0.1459	5.27	5429	46.0163%	Fecal		CFU/100 mL	200	283.2	86400	-	25,781.0
5439000	1/16/1990	36	36	0.1459	5.25	5433	46.0502%	Fecal		CFU/100 mL	200	283.2	86400	-	25,709.6
5439000	1/30/1990	36	36	0.1459	5.25	5433	46.0502%	Fecal		CFU/100 mL	200	283.2	86400	-	25,709.6
5439000	7/10/1990	36	36	0.1459	5.25	5433	46.0502%	Fecal		CFU/100 mL	200	283.2	86400	-	25,709.6
5439000	7/14/1990	36	36	0.1459	5.25	5433	46.0502%	Fecal		CFU/100 mL	200	283.2	86400	-	25,709.6
5439000	8/29/1990	36	36	0.1459	5.25	5433	46.0502%	Fecal		CFU/100 mL	200	283.2	86400	-	25,709.6
5439000	11/21/1990	36	36	0.1459	5.25	5433	46.0502%	Fecal		CFU/100 mL	200	283.2	86400	-	25,709.6
5439000	3/15/1991	36	36	0.1459	5.25	5433	46.0502%	Fecal		CFU/100 mL	200	283.2	86400	-	25,709.6
5439000	12/28/1991	36	36	0.1459	5.25	5433	46.0502%	Fecal		CFU/100 mL	200	283.2	86400	-	25,709.6
5439000	1/3/1992	36	36	0.1459	5.25	5433	46.0502%	Fecal		CFU/100 mL	200	283.2	86400	-	25,709.6
5439000	1/6/1992	36	36	0.1459	5.25	5433	46.0502%	Fecal		CFU/100 mL	200	283.2	86400	-	25,709.6
5439000	5/10/1992	36	36	0.1459	5.25	5433	46.0502%	Fecal		CFU/100 mL	200	283.2	86400	-	25,709.6
5439000	6/2/1993	36	36	0.1459	5.25	5433	46.0502%	Fecal		CFU/100 mL	200	283.2	86400	-	25,709.6
5439000	6/3/1993	36	36	0.1459	5.25	5433	46.0502%	Fecal		CFU/100 mL	200	283.2	86400	-	25,709.6
5439000	7/15/1993	36	36	0.1459	5.25	5433	46.0502%	Fecal		CFU/100 mL	200	283.2	86400	-	25,709.6
5439000	8/12/1993	36	36	0.1459	5.25	5433	46.0502%	Fecal		CFU/100 mL	200	283.2	86400	-	25,709.6
5439000	2/5/1995	36	36	0.1459	5.25	5433	46.0502%	Fecal		CFU/100 mL	200	283.2	86400	-	25,709.6
5439000	7/1/1995	36	36	0.1459	5.25	5433	46.0502%	Fecal		CFU/100 mL	200	283.2	86400	-	25,709.6
5439000	7/9/1995	36	36	0.1459	5.25	5433	46.0502%	Fecal		CFU/100 mL	200	283.2	86400	-	25,709.6
5439000	3/25/1996	36	36	0.1459	5.25	5433	46.0502%	Fecal		CFU/100 mL	200	283.2	86400	-	25,709.6
5439000	4/30/1996	36	36	0.1459	5.25	5433	46.0502%	Fecal		CFU/100 mL	200	283.2	86400	-	25,709.6
5439000	1/19/1998	36	36	0.1459	5.25	5433	46.0502%	Fecal		CFU/100 mL	200	283.2	86400	-	25,709.6
5439000	7/1/1998	36	36	0.1459	5.25	5433	46.0502%	Fecal		CFU/100 mL	200	283.2	86400	-	25,709.6
5439000	8/25/1998	36	36	0.1459	5.25	5433	46.0502%	Fecal		CFU/100 mL	200	283.2	86400	-	25,709.6
5439000	11/1/1998	36	36	0.1459	5.25	5433	46.0502%	Fecal		CFU/100 mL	200	283.2	86400	-	25,709.6
5439000	11/2/1998	36	36	0.1459	5.25	5433	46.0502%	Fecal		CFU/100 mL	200	283.2	86400	-	25,709.6
5439000	11/23/1998	36	36	0.1459	5.25	5433	46.0502%	Fecal		CFU/100 mL	200	283.2	86400	-	25,709.6
5439000	4/5/1999	36	36	0.1459	5.25	5433	46.0502%	Fecal		CFU/100 mL	200	283.2	86400	-	25,709.6
5439000	4/14/1999	36	36	0.1459	5.25	5433	46.0502%	Fecal		CFU/100 mL	200	283.2	86400	-	25,709.6
5439000	5/8/2000	36	36	0.1459	5.25	5433	46.0502%	Fecal		CFU/100 mL	200	283.2	86400	-	25,709.6
5439000	5/5/2001	36	36	0.1459	5.25	5433	46.0502%	Fecal		CFU/100 mL	200	283.2	86400	-	25,709.6
5439000	5/6/2001	36	36	0.1459	5.25	5433	46.0502%	Fecal		CFU/100 mL	200	283.2	86400	-	25,709.6
5439000	5/10/2001	36	36	0.1459	5.25	5433	46.0502%	Fecal		CFU/100 mL	200	283.2	86400	-	25,709.6
5439000	5/21/2001	36	36	0.1459	5.25	5433	46.0502%	Fecal		CFU/100 mL	200	283.2	86400	-	25,709.6
5439000	7/5/2004	36	36	0.1459	5.25	5433	46.0502%	Fecal		CFU/100 mL	200	283.2	86400	-	25,709.6
5439000	5/10/2006	36	36	0.1459	5.25	5433	46.0502%	Fecal		CFU/100 mL	200	283.2	86400	-	25,709.6
5439000	1/23/2008	36	36	0.1459	5.25	5433	46.0502%	Fecal		CFU/100 mL	200	283.2	86400	-	25,709.6
5439000	6/25/2008	36	36	0.1459	5.25	5433	46.0502%	Fecal		CFU/100 mL	200	283.2	86400	-	25,709.6
5439000	7/7/2009	36	36	0.1459	5.25	5433	46.0502%	Fecal		CFU/100 mL	200	283.2	86400	-	25,709.6
5439000	7/9/2009	36	36	0.1459	5.25	5433	46.0502%	Fecal		CFU/100 mL	200	283.2	86400	-	25,709.6
5439000	2/22/2012	36	36	0.1459	5.25	5433	46.0502%	Fecal		CFU/100 mL	200	283.2	86400	-	25,709.6
5439000	4/21/2012	36	36	0.1459	5.25	5433	46.0502%	Fecal		CFU/100 mL	200	283.2	86400	-	25,709.6
5439000	6/6/2018	36	36	0.1459	5.25	5433	46.0502%	Fecal		CFU/100 mL	200	283.2	86400	-	25,709.6
5439000	11/26/2018	36	36	0.1459	5.25	5433	46.0502%	Fecal		CFU/100 mL	200	283.2	86400	-	25,709.6
5439000	7/15/2019	36	36	0.1459	5.25	5433	46.0502%	Fecal		CFU/100 mL	200	283.2	86400	-	25,709.6
5439000	6/4/2021	36	36	0.1459	5.25	5433	46.0502%	Fecal		CFU/100 mL	200	283.2	86400	-	25,709.6
5439000	12/12/1993	35.9	35.9	0.1459	5.24	5478	46.4316%	Fecal		CFU/100 mL	200	283.2	86400	-	25,638.2
5439000	4/7/2006	35.9	35.9	0.1459	5.24	5478	46.4316%	Fecal		CFU/100 mL	200	283.2	86400	-	25,638.2
5439000	12/6/2006	35.9	35.9	0.1459	5.24	5478	46.4316%	Fecal		CFU/100 mL	200	283.2	86400	-	25,638.2
5439000	10/19/2008	35.9	35.9	0.1459	5.24	5478	46.4316%	Fecal		CFU/100 mL	200	283.2	86400	-	25,638.2
5439000	11/21/2009	35.9	35.9	0.1459	5.24	5478	46.4316%	Fecal		CFU/100 mL	200	283.2	86400	-	25,638.2
5439000	2/22/2004	35.8	35.8	0.1459	5.22	5483	46.4740%	Fecal		CFU/100 mL	200	283.2	86400	-	25,566.8
5439000	9/17/2007	35.8	35.8	0.1459	5.22	5483	46.4740%	Fecal		CFU/100 mL	200	283.2	86400	-	25,566.8
5439000	10/21/2008	35.8	35.8	0.1459	5.22	5483	46.4740%	Fecal		CFU/100 mL	200	283.2	86400	-	25,566.8
5439000	5/3/2010	35.8	35.8	0.1459	5.22	5483	46.4740%	Fecal		CFU/100 mL	200	283.2	86400	-	25,566.8
5439000	3/30/2018	35.8	35.8	0.1459	5.22	5483	46.4740%	Fecal		CFU/100 mL	200	283.2	86400	-	25,566.8
5439000	11/5/1993	35.7	35.7	0.1459	5.21	5488	46.5164%	Fecal		CFU/100 mL	200	283.2	86400	-	25,495.4
5439000	6/8/2003	35.7	35.7	0.1459	5.21	5488	46.5164%	Fecal		CFU/100 mL	200	283.2	86400	-	25,495.4
5439000	5/11/2005	35.7	35.7	0.1459	5.21	5488	46.5164%	Fecal		CFU/100 mL	200	283.2	86400	-	25,495.4

Gage ID	Date	Discharge (CFS)	Gage Discharge (less Surrogate NPDES) (CFS)	Watershed Area Ratio	Calculated flow (CFS)	Rank	Flow Exceedance %	Parameter	Results	Units (mg or micro_gram	Limit/Standard	100mL/CF	sec/day	Actual Load (million colonies/day)	Allowable Load (million colonies/day)
5439000	12/13/2007	35.7	35.7	0.1459	5.21	5488	46.5164%	Fecal		CFU/100 mL	200	283.2	86400	-	25,495.4
5439000	8/5/2008	35.7	35.7	0.1459	5.21	5488	46.5164%	Fecal		CFU/100 mL	200	283.2	86400	-	25,495.4
5439000	4/12/2014	35.7	35.7	0.1459	5.21	5488	46.5164%	Fecal		CFU/100 mL	200	283.2	86400	-	25,495.4
5439000	8/6/2017	35.7	35.7	0.1459	5.21	5488	46.5164%	Fecal		CFU/100 mL	200	283.2	86400	-	25,495.4
5439000	5/8/2008	35.6	35.6	0.1459	5.20	5495	46.5757%	Fecal		CFU/100 mL	200	283.2	86400	-	25,424.0
5439000	1/23/2010	35.6	35.6	0.1459	5.20	5495	46.5757%	Fecal		CFU/100 mL	200	283.2	86400	-	25,424.0
5439000	6/4/2010	35.6	35.6	0.1459	5.20	5495	46.5757%	Fecal		CFU/100 mL	200	283.2	86400	-	25,424.0
5439000	8/17/2017	35.6	35.6	0.1459	5.20	5495	46.5757%	Fecal		CFU/100 mL	200	283.2	86400	-	25,424.0
5439000	4/25/2021	35.6	35.6	0.1459	5.20	5495	46.5757%	Fecal		CFU/100 mL	200	283.2	86400	-	25,424.0
5439000	7/30/2010	35.5	35.5	0.1459	5.18	5500	46.6181%	Fecal		CFU/100 mL	200	283.2	86400	-	25,352.5
5439000	5/3/2014	35.5	35.5	0.1459	5.18	5500	46.6181%	Fecal		CFU/100 mL	200	283.2	86400	-	25,352.5
5439000	2/20/2017	35.5	35.5	0.1459	5.18	5500	46.6181%	Fecal		CFU/100 mL	200	283.2	86400	-	25,352.5
5439000	3/22/2017	35.5	35.5	0.1459	5.18	5500	46.6181%	Fecal		CFU/100 mL	200	283.2	86400	-	25,352.5
5439000	6/28/2002	35.4	35.4	0.1459	5.17	5504	46.6520%	Fecal		CFU/100 mL	200	283.2	86400	-	25,281.1
5439000	8/13/2002	35.4	35.4	0.1459	5.17	5504	46.6520%	Fecal		CFU/100 mL	200	283.2	86400	-	25,281.1
5439000	4/4/2005	35.4	35.4	0.1459	5.17	5504	46.6520%	Fecal		CFU/100 mL	200	283.2	86400	-	25,281.1
5439000	1/21/2009	35.4	35.4	0.1459	5.17	5504	46.6520%	Fecal		CFU/100 mL	200	283.2	86400	-	25,281.1
5439000	1/22/2009	35.4	35.4	0.1459	5.17	5504	46.6520%	Fecal		CFU/100 mL	200	283.2	86400	-	25,281.1
5439000	8/28/2016	35.4	35.4	0.1459	5.17	5504	46.6520%	Fecal		CFU/100 mL	200	283.2	86400	-	25,281.1
5439000	11/8/2016	35.4	35.4	0.1459	5.17	5504	46.6520%	Fecal		CFU/100 mL	200	283.2	86400	-	25,281.1
5439000	3/19/2004	35.3	35.3	0.1459	5.15	5511	46.7113%	Fecal		CFU/100 mL	200	283.2	86400	-	25,209.7
5439000	4/15/1994	35.2	35.2	0.1459	5.14	5512	46.7198%	Fecal		CFU/100 mL	200	283.2	86400	-	25,138.3
5439000	10/23/2004	35.2	35.2	0.1459	5.14	5512	46.7198%	Fecal		CFU/100 mL	200	283.2	86400	-	25,138.3
5439000	3/15/2005	35.2	35.2	0.1459	5.14	5512	46.7198%	Fecal		CFU/100 mL	200	283.2	86400	-	25,138.3
5439000	6/2/2006	35.2	35.2	0.1459	5.14	5512	46.7198%	Fecal		CFU/100 mL	200	283.2	86400	-	25,138.3
5439000	5/28/2013	35.2	35.2	0.1459	5.14	5512	46.7198%	Fecal		CFU/100 mL	200	283.2	86400	-	25,138.3
5439000	4/1/2015	35.2	35.2	0.1459	5.14	5512	46.7198%	Fecal		CFU/100 mL	200	283.2	86400	-	25,138.3
5439000	1/28/2018	35.2	35.2	0.1459	5.14	5512	46.7198%	Fecal		CFU/100 mL	200	283.2	86400	-	25,138.3
5439000	5/4/2008	35.1	35.1	0.1459	5.12	5519	46.7791%	Fecal		CFU/100 mL	200	283.2	86400	-	25,066.9
5439000	2/16/2017	35.1	35.1	0.1459	5.12	5519	46.7791%	Fecal		CFU/100 mL	200	283.2	86400	-	25,066.9
5439000	3/23/2017	35.1	35.1	0.1459	5.12	5519	46.7791%	Fecal		CFU/100 mL	200	283.2	86400	-	25,066.9
5439000	1/5/1990	35	35	0.1459	5.11	5522	46.8045%	Fecal		CFU/100 mL	200	283.2	86400	-	24,995.5
5439000	8/7/1990	35	35	0.1459	5.11	5522	46.8045%	Fecal		CFU/100 mL	200	283.2	86400	-	24,995.5
5439000	11/17/1990	35	35	0.1459	5.11	5522	46.8045%	Fecal		CFU/100 mL	200	283.2	86400	-	24,995.5
5439000	6/19/1991	35	35	0.1459	5.11	5522	46.8045%	Fecal		CFU/100 mL	200	283.2	86400	-	24,995.5
5439000	11/2/1991	35	35	0.1459	5.11	5522	46.8045%	Fecal		CFU/100 mL	200	283.2	86400	-	24,995.5
5439000	11/16/1991	35	35	0.1459	5.11	5522	46.8045%	Fecal		CFU/100 mL	200	283.2	86400	-	24,995.5
5439000	2/4/1992	35	35	0.1459	5.11	5522	46.8045%	Fecal		CFU/100 mL	200	283.2	86400	-	24,995.5
5439000	5/11/1992	35	35	0.1459	5.11	5522	46.8045%	Fecal		CFU/100 mL	200	283.2	86400	-	24,995.5
5439000	5/13/1992	35	35	0.1459	5.11	5522	46.8045%	Fecal		CFU/100 mL	200	283.2	86400	-	24,995.5
5439000	9/14/1992	35	35	0.1459	5.11	5522	46.8045%	Fecal		CFU/100 mL	200	283.2	86400	-	24,995.5
5439000	2/20/1993	35	35	0.1459	5.11	5522	46.8045%	Fecal		CFU/100 mL	200	283.2	86400	-	24,995.5
5439000	6/1/1993	35	35	0.1459	5.11	5522	46.8045%	Fecal		CFU/100 mL	200	283.2	86400	-	24,995.5
5439000	1/3/1994	35	35	0.1459	5.11	5522	46.8045%	Fecal		CFU/100 mL	200	283.2	86400	-	24,995.5
5439000	7/8/1994	35	35	0.1459	5.11	5522	46.8045%	Fecal		CFU/100 mL	200	283.2	86400	-	24,995.5
5439000	2/11/1995	35	35	0.1459	5.11	5522	46.8045%	Fecal		CFU/100 mL	200	283.2	86400	-	24,995.5
5439000	2/12/1995	35	35	0.1459	5.11	5522	46.8045%	Fecal		CFU/100 mL	200	283.2	86400	-	24,995.5
5439000	4/29/1997	35	35	0.1459	5.11	5522	46.8045%	Fecal		CFU/100 mL	200	283.2	86400	-	24,995.5
5439000	4/12/1999	35	35	0.1459	5.11	5522	46.8045%	Fecal		CFU/100 mL	200	283.2	86400	-	24,995.5
5439000	4/13/1999	35	35	0.1459	5.11	5522	46.8045%	Fecal		CFU/100 mL	200	283.2	86400	-	24,995.5
5439000	5/5/2000	35	35	0.1459	5.11	5522	46.8045%	Fecal		CFU/100 mL	200	283.2	86400	-	24,995.5
5439000	7/19/2000	35	35	0.1459	5.11	5522	46.8045%	Fecal		CFU/100 mL	200	283.2	86400	-	24,995.5
5439000	5/29/2001	35	35	0.1459	5.11	5522	46.8045%	Fecal		CFU/100 mL	200	283.2	86400	-	24,995.5
5439000	9/23/2001	35	35	0.1459	5.11	5522	46.8045%	Fecal		CFU/100 mL	200	283.2	86400	-	24,995.5
5439000	1/20/2005	35	35	0.1459	5.11	5522	46.8045%	Fecal		CFU/100 mL	200	283.2	86400	-	24,995.5
5439000	1/1/2008	35	35	0.1459	5.11	5522	46.8045%	Fecal		CFU/100 mL	200	283.2	86400	-	24,995.5
5439000	1/24/2008	35	35	0.1459	5.11	5522	46.8045%	Fecal		CFU/100 mL	200	283.2	86400	-	24,995.5
5439000	1/26/2008	35	35	0.1459	5.11	5522	46.8045%	Fecal		CFU/100 mL	200	283.2	86400	-	24,995.5
5439000	8/19/2009	35	35	0.1459	5.11	5522	46.8045%	Fecal		CFU/100 mL	200	283.2	86400	-	24,995.5
5439000	2/15/2011	35	35	0.1459	5.11	5522	46.8045%	Fecal		CFU/100 mL	200	283.2	86400	-	24,995.5
5439000	5/25/2012	35	35	0.1459	5.11	5522	46.8045%	Fecal		CFU/100 mL	200	283.2	86400	-	24,995.5
5439000	2/1/2013	35	35	0.1459	5.11	5522	46.8045%	Fecal		CFU/100 mL	200	283.2	86400	-	24,995.5
5439000	10/26/2016	35	35	0.1459	5.11	5522	46.8045%	Fecal		CFU/100 mL	200	283.2	86400	-	24,995.5
5439000	2/20/2020	35	35	0.1459	5.11	5522	46.8045%	Fecal		CFU/100 mL	200	283.2	86400	-	24,995.5
5439000	2/21/2020	35	35	0.1459	5.11	5522	46.8045%	Fecal		CFU/100 mL	200	283.2	86400	-	24,995.5
5439000	6/30/2020	35	35	0.1459	5.11	5522	46.8045%	Fecal		CFU/100 mL	200	283.2	86400	-	24,995.5
5439000	12/10/2004	34.9	34.9	0.1459	5.09	5557	47.1012%	Fecal		CFU/100 mL	200	283.2	86400	-	24,924.0
5439000	4/5/2005	34.9	34.9	0.1459	5.09	5557	47.1012%	Fecal		CFU/100 mL	200	283.2	86400	-	24,924.0
5439000	6/28/2007	34.9	34.9	0.1459	5.09	5557	47.1012%	Fecal		CFU/100 mL	200	283.2	86400	-	24,924.0
5439000	4/22/2012	34.9	34.9	0.1459	5.09	5557	47.1012%	Fecal		CFU/100 mL	200	283.2	86400	-	24,924.0
5439000	4/27/2021	34.9	34.9	0.1459	5.09	5557	47.1012%	Fecal		CFU/100 mL	200	283.2	86400	-	24,924.0
5439000	11/27/1993	34.8	34.8	0.1459	5.08	5562	47.1436%	Fecal		CFU/100 mL	200	283.2	86400	-	24,852.6
5439000	3/19/2005	34.8	34.8	0.1459	5.08	5562	47.1436%	Fecal		CFU/100 mL	200	283.2	86400	-	24,852.6
5439000	6/21/2007	34.8	34.8	0.1459	5.08	5562	47.1436%	Fecal		CFU/100 mL	200	283.2	86400	-	24,852.6
5439000	5/5/2012	34.8	34.8	0.1459	5.08	5562	47.1436%	Fecal		CFU/100 mL	200	283.2	86400	-	24,852.6
5439000	6/4/2012	34.8	34.8	0.1459	5.08	5562	47.1436%	Fecal		CFU/100 mL	200	283.2	86400	-	24,852.6
5439000	5/16/2014	34.8	34.8	0.1459	5.08	5562	47.1436%	Fecal		CFU/100 mL	200	283.2	86400	-	24,852.6
5439000	10/14/2014	34.8	34.8	0.1459	5.08	5562	47.1436%	Fecal		CFU/100 mL	200	283.2	86400	-	24,852.6
5439000	12/20/2019	34.8	34.8	0.1459	5.08	5562	47.1436%	Fecal		CFU/100 mL	200	283.2	86400	-	24,852.6
5439000	3/17/2005	34.7	34.7	0.1459	5.06	5570	47.2114%	Fecal		CFU/100 mL	200	283.2	86400	-	24,781.2
5439000	5/12/2005	34.7	34.7	0.1459	5.06	5570	47.2114%	Fecal		CFU/100 mL	200	283.2	86400	-	24,781.2
5439000	4/23/2006	34.7	34.7	0.1459	5.06	5570	47.2114%	Fecal		CFU/100 mL	200	283.2	86400	-	24,781.2
5439000	6/19/2006	34.7	34.7	0.1459	5.06	5570	47.2114%	Fecal		CFU/100 mL	200	283.2	86400	-	24,781.2
5439000	5/16/2007	34.7	34.7	0.1459	5.06	5570	47.2114%	Fecal		CFU/100 mL	200	283.2	86400	-	24,781.2
5439000	2/18/2017	34.7	34.7	0.1459	5.06	5570	47.2114%	Fecal		CFU/100 mL	200	283.2	86400	-	24,781.2
5439000	6/26/2017	34.7	34.7	0.1459	5.06	5570	47.2114%	Fecal		CFU/100 mL	200	283.2	86400	-	24,781.2
5439000	2/28/2021	34.7	34.7	0.1459	5.06	5570	47.2114%	Fecal		CFU/100 mL	200	283.2	86400	-	24,781.2
5439000	4/13/2004	34.6	34.6	0.1459	5.05	5578	47.2792%	Fecal		CFU/100 mL	200	283.2	86400	-	24,709.8
5439000	5/6/2004	34.6	34.6	0.1459	5.05	5578	47.2792%	Fecal		CFU/100 mL	200	283.2	86400	-	24,709.8
5439000	7/4/2011	34.6	34.6	0.1459	5.05	5578	47.2792%	Fecal		CFU/100 mL	200	283.2	86400	-	24,709.8

Gage ID	Date	Discharge (CFS)	Gage Discharge (less Surrogate NPDES) (CFS)	Watershed Area Ratio	Calculated flow (CFS)	Rank	Flow Exceedance %	Parameter	Results	Units (mg or micro_gram	Limit/Standard	100mL/CF	sec/day	Actual Load (million colonies/day)	Allowable Load (million colonies/day)
5439000	5/2/2012	34.6	34.6	0.1459	5.05	5578	47.2792%	Fecal		CFU/100 mL	200	283.2	86400	-	24,709.8
5439000	4/3/2013	34.6	34.6	0.1459	5.05	5578	47.2792%	Fecal		CFU/100 mL	200	283.2	86400	-	24,709.8
5439000	4/17/2018	34.6	34.6	0.1459	5.05	5578	47.2792%	Fecal		CFU/100 mL	200	283.2	86400	-	24,709.8
5439000	2/18/2002	34.5	34.5	0.1459	5.03	5584	47.3301%	Fecal		CFU/100 mL	200	283.2	86400	-	24,638.4
5439000	3/16/2005	34.5	34.5	0.1459	5.03	5584	47.3301%	Fecal		CFU/100 mL	200	283.2	86400	-	24,638.4
5439000	7/19/2012	34.5	34.5	0.1459	5.03	5584	47.3301%	Fecal		CFU/100 mL	200	283.2	86400	-	24,638.4
5439000	5/24/2014	34.5	34.5	0.1459	5.03	5584	47.3301%	Fecal		CFU/100 mL	200	283.2	86400	-	24,638.4
5439000	1/13/2017	34.5	34.5	0.1459	5.03	5584	47.3301%	Fecal		CFU/100 mL	200	283.2	86400	-	24,638.4
5439000	11/4/1993	34.4	34.4	0.1459	5.02	5589	47.3724%	Fecal		CFU/100 mL	200	283.2	86400	-	24,567.0
5439000	2/9/2010	34.4	34.4	0.1459	5.02	5589	47.3724%	Fecal		CFU/100 mL	200	283.2	86400	-	24,567.0
5439000	6/8/2010	34.4	34.4	0.1459	5.02	5589	47.3724%	Fecal		CFU/100 mL	200	283.2	86400	-	24,567.0
5439000	10/27/2016	34.4	34.4	0.1459	5.02	5589	47.3724%	Fecal		CFU/100 mL	200	283.2	86400	-	24,567.0
5439000	7/16/2018	34.4	34.4	0.1459	5.02	5589	47.3724%	Fecal		CFU/100 mL	200	283.2	86400	-	24,567.0
5439000	6/6/2003	34.3	34.3	0.1459	5.01	5594	47.4148%	Fecal		CFU/100 mL	200	283.2	86400	-	24,495.6
5439000	7/1/2004	34.3	34.3	0.1459	5.01	5594	47.4148%	Fecal		CFU/100 mL	200	283.2	86400	-	24,495.6
5439000	2/19/2012	34.3	34.3	0.1459	5.01	5594	47.4148%	Fecal		CFU/100 mL	200	283.2	86400	-	24,495.6
5439000	11/3/1993	34.2	34.2	0.1459	4.99	5597	47.4402%	Fecal		CFU/100 mL	200	283.2	86400	-	24,424.1
5439000	11/22/2009	34.2	34.2	0.1459	4.99	5597	47.4402%	Fecal		CFU/100 mL	200	283.2	86400	-	24,424.1
5439000	1/17/2010	34.2	34.2	0.1459	4.99	5597	47.4402%	Fecal		CFU/100 mL	200	283.2	86400	-	24,424.1
5439000	2/8/2010	34.2	34.2	0.1459	4.99	5597	47.4402%	Fecal		CFU/100 mL	200	283.2	86400	-	24,424.1
5439000	7/13/2020	34.2	34.2	0.1459	4.99	5597	47.4402%	Fecal		CFU/100 mL	200	283.2	86400	-	24,424.1
5439000	6/22/2006	34.1	34.1	0.1459	4.98	5602	47.4826%	Fecal		CFU/100 mL	200	283.2	86400	-	24,352.7
5439000	4/25/2014	34.1	34.1	0.1459	4.98	5602	47.4826%	Fecal		CFU/100 mL	200	283.2	86400	-	24,352.7
5439000	4/2/2018	34.1	34.1	0.1459	4.98	5602	47.4826%	Fecal		CFU/100 mL	200	283.2	86400	-	24,352.7
5439000	7/22/2021	34.1	34.1	0.1459	4.98	5602	47.4826%	Fecal		CFU/100 mL	200	283.2	86400	-	24,352.7
5439000	1/20/1990	34	34	0.1459	4.96	5606	47.5165%	Fecal		CFU/100 mL	200	283.2	86400	-	24,281.3
5439000	7/12/1990	34	34	0.1459	4.96	5606	47.5165%	Fecal		CFU/100 mL	200	283.2	86400	-	24,281.3
5439000	7/26/1990	34	34	0.1459	4.96	5606	47.5165%	Fecal		CFU/100 mL	200	283.2	86400	-	24,281.3
5439000	11/18/1990	34	34	0.1459	4.96	5606	47.5165%	Fecal		CFU/100 mL	200	283.2	86400	-	24,281.3
5439000	11/19/1990	34	34	0.1459	4.96	5606	47.5165%	Fecal		CFU/100 mL	200	283.2	86400	-	24,281.3
5439000	1/4/1991	34	34	0.1459	4.96	5606	47.5165%	Fecal		CFU/100 mL	200	283.2	86400	-	24,281.3
5439000	2/26/1991	34	34	0.1459	4.96	5606	47.5165%	Fecal		CFU/100 mL	200	283.2	86400	-	24,281.3
5439000	11/22/1991	34	34	0.1459	4.96	5606	47.5165%	Fecal		CFU/100 mL	200	283.2	86400	-	24,281.3
5439000	12/27/1991	34	34	0.1459	4.96	5606	47.5165%	Fecal		CFU/100 mL	200	283.2	86400	-	24,281.3
5439000	1/2/1992	34	34	0.1459	4.96	5606	47.5165%	Fecal		CFU/100 mL	200	283.2	86400	-	24,281.3
5439000	2/2/1992	34	34	0.1459	4.96	5606	47.5165%	Fecal		CFU/100 mL	200	283.2	86400	-	24,281.3
5439000	2/12/1992	34	34	0.1459	4.96	5606	47.5165%	Fecal		CFU/100 mL	200	283.2	86400	-	24,281.3
5439000	4/7/1992	34	34	0.1459	4.96	5606	47.5165%	Fecal		CFU/100 mL	200	283.2	86400	-	24,281.3
5439000	7/18/1992	34	34	0.1459	4.96	5606	47.5165%	Fecal		CFU/100 mL	200	283.2	86400	-	24,281.3
5439000	9/15/1992	34	34	0.1459	4.96	5606	47.5165%	Fecal		CFU/100 mL	200	283.2	86400	-	24,281.3
5439000	11/1/1992	34	34	0.1459	4.96	5606	47.5165%	Fecal		CFU/100 mL	200	283.2	86400	-	24,281.3
5439000	2/18/1993	34	34	0.1459	4.96	5606	47.5165%	Fecal		CFU/100 mL	200	283.2	86400	-	24,281.3
5439000	2/21/1993	34	34	0.1459	4.96	5606	47.5165%	Fecal		CFU/100 mL	200	283.2	86400	-	24,281.3
5439000	8/7/1993	34	34	0.1459	4.96	5606	47.5165%	Fecal		CFU/100 mL	200	283.2	86400	-	24,281.3
5439000	12/7/1995	34	34	0.1459	4.96	5606	47.5165%	Fecal		CFU/100 mL	200	283.2	86400	-	24,281.3
5439000	5/1/1996	34	34	0.1459	4.96	5606	47.5165%	Fecal		CFU/100 mL	200	283.2	86400	-	24,281.3
5439000	8/27/1996	34	34	0.1459	4.96	5606	47.5165%	Fecal		CFU/100 mL	200	283.2	86400	-	24,281.3
5439000	6/14/1997	34	34	0.1459	4.96	5606	47.5165%	Fecal		CFU/100 mL	200	283.2	86400	-	24,281.3
5439000	7/14/1998	34	34	0.1459	4.96	5606	47.5165%	Fecal		CFU/100 mL	200	283.2	86400	-	24,281.3
5439000	7/19/1998	34	34	0.1459	4.96	5606	47.5165%	Fecal		CFU/100 mL	200	283.2	86400	-	24,281.3
5439000	12/20/1998	34	34	0.1459	4.96	5606	47.5165%	Fecal		CFU/100 mL	200	283.2	86400	-	24,281.3
5439000	3/10/2000	34	34	0.1459	4.96	5606	47.5165%	Fecal		CFU/100 mL	200	283.2	86400	-	24,281.3
5439000	5/6/2000	34	34	0.1459	4.96	5606	47.5165%	Fecal		CFU/100 mL	200	283.2	86400	-	24,281.3
5439000	5/7/2000	34	34	0.1459	4.96	5606	47.5165%	Fecal		CFU/100 mL	200	283.2	86400	-	24,281.3
5439000	11/15/2000	34	34	0.1459	4.96	5606	47.5165%	Fecal		CFU/100 mL	200	283.2	86400	-	24,281.3
5439000	2/7/2001	34	34	0.1459	4.96	5606	47.5165%	Fecal		CFU/100 mL	200	283.2	86400	-	24,281.3
5439000	5/12/2001	34	34	0.1459	4.96	5606	47.5165%	Fecal		CFU/100 mL	200	283.2	86400	-	24,281.3
5439000	6/24/2001	34	34	0.1459	4.96	5606	47.5165%	Fecal		CFU/100 mL	200	283.2	86400	-	24,281.3
5439000	1/25/2008	34	34	0.1459	4.96	5606	47.5165%	Fecal		CFU/100 mL	200	283.2	86400	-	24,281.3
5439000	1/27/2008	34	34	0.1459	4.96	5606	47.5165%	Fecal		CFU/100 mL	200	283.2	86400	-	24,281.3
5439000	6/24/2020	34	34	0.1459	4.96	5606	47.5165%	Fecal		CFU/100 mL	200	283.2	86400	-	24,281.3
5439000	11/1/1993	33.9	33.9	0.1459	4.95	5642	47.8217%	Fecal		CFU/100 mL	200	283.2	86400	-	24,209.9
5439000	2/15/2008	33.9	33.9	0.1459	4.95	5642	47.8217%	Fecal		CFU/100 mL	200	283.2	86400	-	24,209.9
5439000	4/7/2015	33.9	33.9	0.1459	4.95	5642	47.8217%	Fecal		CFU/100 mL	200	283.2	86400	-	24,209.9
5439000	11/8/2018	33.9	33.9	0.1459	4.95	5642	47.8217%	Fecal		CFU/100 mL	200	283.2	86400	-	24,209.9
5439000	6/7/2003	33.8	33.8	0.1459	4.93	5646	47.8556%	Fecal		CFU/100 mL	200	283.2	86400	-	24,138.5
5439000	7/11/2010	33.8	33.8	0.1459	4.93	5646	47.8556%	Fecal		CFU/100 mL	200	283.2	86400	-	24,138.5
5439000	12/12/2016	33.8	33.8	0.1459	4.93	5646	47.8556%	Fecal		CFU/100 mL	200	283.2	86400	-	24,138.5
5439000	7/12/2017	33.8	33.8	0.1459	4.93	5646	47.8556%	Fecal		CFU/100 mL	200	283.2	86400	-	24,138.5
5439000	1/30/2018	33.8	33.8	0.1459	4.93	5646	47.8556%	Fecal		CFU/100 mL	200	283.2	86400	-	24,138.5
5439000	7/27/2015	33.7	33.7	0.1459	4.92	5651	47.8979%	Fecal		CFU/100 mL	200	283.2	86400	-	24,067.1
5439000	7/2/2016	33.7	33.7	0.1459	4.92	5651	47.8979%	Fecal		CFU/100 mL	200	283.2	86400	-	24,067.1
5439000	4/26/2021	33.7	33.7	0.1459	4.92	5651	47.8979%	Fecal		CFU/100 mL	200	283.2	86400	-	24,067.1
5439000	11/6/1993	33.6	33.6	0.1459	4.90	5654	47.9234%	Fecal		CFU/100 mL	200	283.2	86400	-	23,995.6
5439000	5/5/2008	33.6	33.6	0.1459	4.90	5654	47.9234%	Fecal		CFU/100 mL	200	283.2	86400	-	23,995.6
5439000	6/9/2010	33.6	33.6	0.1459	4.90	5654	47.9234%	Fecal		CFU/100 mL	200	283.2	86400	-	23,995.6
5439000	8/14/2010	33.6	33.6	0.1459	4.90	5654	47.9234%	Fecal		CFU/100 mL	200	283.2	86400	-	23,995.6
5439000	3/18/2005	33.5	33.5	0.1459	4.89	5658	47.9573%	Fecal		CFU/100 mL	200	283.2	86400	-	23,924.2
5439000	9/18/2007	33.5	33.5	0.1459	4.89	5658	47.9573%	Fecal		CFU/100 mL	200	283.2	86400	-	23,924.2
5439000	2/19/2017	33.5	33.5	0.1459	4.89	5658	47.9573%	Fecal		CFU/100 mL	200	283.2	86400	-	23,924.2
5439000	11/30/2001	33.4	33.4	0.1459	4.87	5661	47.9827%	Fecal		CFU/100 mL	200	283.2	86400	-	23,852.8
5439000	5/4/2010	33.4	33.4	0.1459	4.87	5661	47.9827%	Fecal		CFU/100 mL	200	283.2	86400	-	23,852.8
5439000	7/9/2010	33.4	33.4	0.1459	4.87	5661	47.9827%	Fecal		CFU/100 mL	200	283.2	86400	-	23,852.8
5439000	8/19/2016	33.4	33.4	0.1459	4.87	5661	47.9827%	Fecal		CFU/100 mL	200	283.2	86400	-	23,852.8
5439000	11/25/2018	33.4	33.4	0.1459	4.87	5661	47.9827%	Fecal		CFU/100 mL	200	283.2	86400	-	23,852.8
5439000	11/12/1993	33.3	33.3	0.1459	4.86	5666	48.0251%	Fecal		CFU/100 mL	200	283.2	86400	-	23,781.4
5439000	8/20/2005	33.3	33.3	0.1459	4.86	5666	48.0251%	Fecal		CFU/100 mL	200	283.2	86400	-	23,781.4
5439000	11/26/2008	33.3	33.3	0.1459	4.86	5666	48.0251%	Fecal		CFU/100 mL	200	283.2	86400	-	23,781.4
5439000	1/18/2010	33.3	33.3	0.1459	4.86	5666	48.0251%	Fecal		CFU/100 mL	200	283.2	86400	-	23,781.4
5439000	5/29/2012	33.3	33.3	0.1459	4.86	5666	48.0251%	Fecal		CFU/100 mL	200	283.2	86400	-	23,781.4

Gage ID	Date	Discharge (CFS)	Gage Discharge (less Surrogate NPDES) (CFS)	Watershed Area Ratio	Calculated flow (CFS)	Rank	Flow Exceedance %	Parameter	Results	Units (mg or micro_gram	Limit/Standard	100mL/CF	sec/day	Actual Load (million colonies/day)	Allowable Load (million colonies/day)
5439000	4/24/2012	33.2	33.2	0.1459	4.85	5671	48.0675%	Fecal		CFU/100 mL	200	283.2	86400	-	23,710.0
5439000	12/9/2017	33.2	33.2	0.1459	4.85	5671	48.0675%	Fecal		CFU/100 mL	200	283.2	86400	-	23,710.0
5439000	11/26/2014	33.1	33.1	0.1459	4.83	5673	48.0844%	Fecal		CFU/100 mL	200	283.2	86400	-	23,638.6
5439000	7/20/2018	33.1	33.1	0.1459	4.83	5673	48.0844%	Fecal		CFU/100 mL	200	283.2	86400	-	23,638.6
5439000	8/15/1990	33	33	0.1459	4.82	5675	48.1014%	Fecal		CFU/100 mL	200	283.2	86400	-	23,567.1
5439000	1/6/1991	33	33	0.1459	4.82	5675	48.1014%	Fecal		CFU/100 mL	200	283.2	86400	-	23,567.1
5439000	2/25/1991	33	33	0.1459	4.82	5675	48.1014%	Fecal		CFU/100 mL	200	283.2	86400	-	23,567.1
5439000	3/10/1991	33	33	0.1459	4.82	5675	48.1014%	Fecal		CFU/100 mL	200	283.2	86400	-	23,567.1
5439000	3/12/1991	33	33	0.1459	4.82	5675	48.1014%	Fecal		CFU/100 mL	200	283.2	86400	-	23,567.1
5439000	6/20/1991	33	33	0.1459	4.82	5675	48.1014%	Fecal		CFU/100 mL	200	283.2	86400	-	23,567.1
5439000	11/15/1991	33	33	0.1459	4.82	5675	48.1014%	Fecal		CFU/100 mL	200	283.2	86400	-	23,567.1
5439000	1/4/1992	33	33	0.1459	4.82	5675	48.1014%	Fecal		CFU/100 mL	200	283.2	86400	-	23,567.1
5439000	1/7/1992	33	33	0.1459	4.82	5675	48.1014%	Fecal		CFU/100 mL	200	283.2	86400	-	23,567.1
5439000	2/6/1992	33	33	0.1459	4.82	5675	48.1014%	Fecal		CFU/100 mL	200	283.2	86400	-	23,567.1
5439000	2/22/1993	33	33	0.1459	4.82	5675	48.1014%	Fecal		CFU/100 mL	200	283.2	86400	-	23,567.1
5439000	7/16/1993	33	33	0.1459	4.82	5675	48.1014%	Fecal		CFU/100 mL	200	283.2	86400	-	23,567.1
5439000	11/2/1993	33	33	0.1459	4.82	5675	48.1014%	Fecal		CFU/100 mL	200	283.2	86400	-	23,567.1
5439000	11/28/1993	33	33	0.1459	4.82	5675	48.1014%	Fecal		CFU/100 mL	200	283.2	86400	-	23,567.1
5439000	2/13/1995	33	33	0.1459	4.82	5675	48.1014%	Fecal		CFU/100 mL	200	283.2	86400	-	23,567.1
5439000	4/29/1996	33	33	0.1459	4.82	5675	48.1014%	Fecal		CFU/100 mL	200	283.2	86400	-	23,567.1
5439000	6/7/1997	33	33	0.1459	4.82	5675	48.1014%	Fecal		CFU/100 mL	200	283.2	86400	-	23,567.1
5439000	11/3/1998	33	33	0.1459	4.82	5675	48.1014%	Fecal		CFU/100 mL	200	283.2	86400	-	23,567.1
5439000	11/25/1998	33	33	0.1459	4.82	5675	48.1014%	Fecal		CFU/100 mL	200	283.2	86400	-	23,567.1
5439000	11/30/1998	33	33	0.1459	4.82	5675	48.1014%	Fecal		CFU/100 mL	200	283.2	86400	-	23,567.1
5439000	4/7/1999	33	33	0.1459	4.82	5675	48.1014%	Fecal		CFU/100 mL	200	283.2	86400	-	23,567.1
5439000	7/4/1999	33	33	0.1459	4.82	5675	48.1014%	Fecal		CFU/100 mL	200	283.2	86400	-	23,567.1
5439000	3/11/2000	33	33	0.1459	4.82	5675	48.1014%	Fecal		CFU/100 mL	200	283.2	86400	-	23,567.1
5439000	3/20/2000	33	33	0.1459	4.82	5675	48.1014%	Fecal		CFU/100 mL	200	283.2	86400	-	23,567.1
5439000	5/24/2000	33	33	0.1459	4.82	5675	48.1014%	Fecal		CFU/100 mL	200	283.2	86400	-	23,567.1
5439000	10/6/2000	33	33	0.1459	4.82	5675	48.1014%	Fecal		CFU/100 mL	200	283.2	86400	-	23,567.1
5439000	11/16/2000	33	33	0.1459	4.82	5675	48.1014%	Fecal		CFU/100 mL	200	283.2	86400	-	23,567.1
5439000	5/9/2001	33	33	0.1459	4.82	5675	48.1014%	Fecal		CFU/100 mL	200	283.2	86400	-	23,567.1
5439000	5/15/2001	33	33	0.1459	4.82	5675	48.1014%	Fecal		CFU/100 mL	200	283.2	86400	-	23,567.1
5439000	5/26/2001	33	33	0.1459	4.82	5675	48.1014%	Fecal		CFU/100 mL	200	283.2	86400	-	23,567.1
5439000	12/15/2001	33	33	0.1459	4.82	5675	48.1014%	Fecal		CFU/100 mL	200	283.2	86400	-	23,567.1
5439000	9/5/2006	33	33	0.1459	4.82	5675	48.1014%	Fecal		CFU/100 mL	200	283.2	86400	-	23,567.1
5439000	1/28/2008	33	33	0.1459	4.82	5675	48.1014%	Fecal		CFU/100 mL	200	283.2	86400	-	23,567.1
5439000	1/29/2008	33	33	0.1459	4.82	5675	48.1014%	Fecal		CFU/100 mL	200	283.2	86400	-	23,567.1
5439000	2/2/2008	33	33	0.1459	4.82	5675	48.1014%	Fecal		CFU/100 mL	200	283.2	86400	-	23,567.1
5439000	2/20/2012	33	33	0.1459	4.82	5675	48.1014%	Fecal		CFU/100 mL	200	283.2	86400	-	23,567.1
5439000	12/7/2017	33	33	0.1459	4.82	5675	48.1014%	Fecal		CFU/100 mL	200	283.2	86400	-	23,567.1
5439000	9/9/2020	33	33	0.1459	4.82	5675	48.1014%	Fecal		CFU/100 mL	200	283.2	86400	-	23,567.1
5439000	10/23/2020	33	33	0.1459	4.82	5675	48.1014%	Fecal		CFU/100 mL	200	283.2	86400	-	23,567.1
5439000	4/13/2005	32.9	32.9	0.1459	4.80	5714	48.4319%	Fecal		CFU/100 mL	200	283.2	86400	-	23,495.7
5439000	6/21/2006	32.9	32.9	0.1459	4.80	5714	48.4319%	Fecal		CFU/100 mL	200	283.2	86400	-	23,495.7
5439000	1/25/2007	32.9	32.9	0.1459	4.80	5714	48.4319%	Fecal		CFU/100 mL	200	283.2	86400	-	23,495.7
5439000	7/25/2008	32.9	32.9	0.1459	4.80	5714	48.4319%	Fecal		CFU/100 mL	200	283.2	86400	-	23,495.7
5439000	11/23/2009	32.9	32.9	0.1459	4.80	5714	48.4319%	Fecal		CFU/100 mL	200	283.2	86400	-	23,495.7
5439000	6/28/2008	32.8	32.8	0.1459	4.79	5719	48.4743%	Fecal		CFU/100 mL	200	283.2	86400	-	23,424.3
5439000	5/28/2012	32.8	32.8	0.1459	4.79	5719	48.4743%	Fecal		CFU/100 mL	200	283.2	86400	-	23,424.3
5439000	12/23/2018	32.8	32.8	0.1459	4.79	5719	48.4743%	Fecal		CFU/100 mL	200	283.2	86400	-	23,424.3
5439000	7/2/2020	32.8	32.8	0.1459	4.79	5719	48.4743%	Fecal		CFU/100 mL	200	283.2	86400	-	23,424.3
5439000	6/17/2021	32.8	32.8	0.1459	4.79	5719	48.4743%	Fecal		CFU/100 mL	200	283.2	86400	-	23,424.3
5439000	3/21/2004	32.7	32.7	0.1459	4.77	5724	48.5167%	Fecal		CFU/100 mL	200	283.2	86400	-	23,352.9
5439000	4/14/2004	32.7	32.7	0.1459	4.77	5724	48.5167%	Fecal		CFU/100 mL	200	283.2	86400	-	23,352.9
5439000	10/22/2009	32.7	32.7	0.1459	4.77	5724	48.5167%	Fecal		CFU/100 mL	200	283.2	86400	-	23,352.9
5439000	4/26/2012	32.7	32.7	0.1459	4.77	5724	48.5167%	Fecal		CFU/100 mL	200	283.2	86400	-	23,352.9
5439000	4/18/2018	32.7	32.7	0.1459	4.77	5724	48.5167%	Fecal		CFU/100 mL	200	283.2	86400	-	23,352.9
5439000	2/18/2018	32.6	32.6	0.1459	4.76	5729	48.5591%	Fecal		CFU/100 mL	200	283.2	86400	-	23,281.5
5439000	2/16/2022	32.6	32.6	0.1459	4.76	5729	48.5591%	Fecal		CFU/100 mL	200	283.2	86400	-	23,281.5
5439000	11/15/1993	32.5	32.5	0.1459	4.74	5731	48.5760%	Fecal		CFU/100 mL	200	283.2	86400	-	23,210.1
5439000	6/25/2007	32.5	32.5	0.1459	4.74	5731	48.5760%	Fecal		CFU/100 mL	200	283.2	86400	-	23,210.1
5439000	1/14/2009	32.5	32.5	0.1459	4.74	5731	48.5760%	Fecal		CFU/100 mL	200	283.2	86400	-	23,210.1
5439000	1/15/2009	32.5	32.5	0.1459	4.74	5731	48.5760%	Fecal		CFU/100 mL	200	283.2	86400	-	23,210.1
5439000	1/18/2009	32.5	32.5	0.1459	4.74	5731	48.5760%	Fecal		CFU/100 mL	200	283.2	86400	-	23,210.1
5439000	1/12/2017	32.5	32.5	0.1459	4.74	5731	48.5760%	Fecal		CFU/100 mL	200	283.2	86400	-	23,210.1
5439000	11/13/2017	32.5	32.5	0.1459	4.74	5731	48.5760%	Fecal		CFU/100 mL	200	283.2	86400	-	23,210.1
5439000	7/14/2019	32.5	32.5	0.1459	4.74	5731	48.5760%	Fecal		CFU/100 mL	200	283.2	86400	-	23,210.1
5439000	5/7/2004	32.4	32.4	0.1459	4.73	5739	48.6438%	Fecal		CFU/100 mL	200	283.2	86400	-	23,138.7
5439000	6/3/2006	32.4	32.4	0.1459	4.73	5739	48.6438%	Fecal		CFU/100 mL	200	283.2	86400	-	23,138.7
5439000	6/8/2021	32.4	32.4	0.1459	4.73	5739	48.6438%	Fecal		CFU/100 mL	200	283.2	86400	-	23,138.7
5439000	6/9/2021	32.4	32.4	0.1459	4.73	5739	48.6438%	Fecal		CFU/100 mL	200	283.2	86400	-	23,138.7
5439000	5/6/2008	32.3	32.3	0.1459	4.71	5743	48.6777%	Fecal		CFU/100 mL	200	283.2	86400	-	23,067.2
5439000	11/27/2008	32.3	32.3	0.1459	4.71	5743	48.6777%	Fecal		CFU/100 mL	200	283.2	86400	-	23,067.2
5439000	5/5/2010	32.3	32.3	0.1459	4.71	5743	48.6777%	Fecal		CFU/100 mL	200	283.2	86400	-	23,067.2
5439000	8/1/2010	32.3	32.3	0.1459	4.71	5743	48.6777%	Fecal		CFU/100 mL	200	283.2	86400	-	23,067.2
5439000	4/14/1994	32.2	32.2	0.1459	4.70	5747	48.7116%	Fecal		CFU/100 mL	200	283.2	86400	-	22,995.8
5439000	6/5/2021	32.1	32.1	0.1459	4.68	5748	48.7201%	Fecal		CFU/100 mL	200	283.2	86400	-	22,924.4
5439000	1/9/1990	32	32	0.1459	4.67	5749	48.7286%	Fecal		CFU/100 mL	200	283.2	86400	-	22,853.0
5439000	1/10/1990	32	32	0.1459	4.67	5749	48.7286%	Fecal		CFU/100 mL	200	283.2	86400	-	22,853.0
5439000	7/16/1990	32	32	0.1459	4.67	5749	48.7286%	Fecal		CFU/100 mL	200	283.2	86400	-	22,853.0
5439000	7/27/1990	32	32	0.1459	4.67	5749	48.7286%	Fecal		CFU/100 mL	200	283.2	86400	-	22,853.0
5439000	7/30/1990	32	32	0.1459	4.67	5749	48.7286%	Fecal		CFU/100 mL	200	283.2	86400	-	22,853.0
5439000	10/20/1990	32	32	0.1459	4.67	5749	48.7286%	Fecal		CFU/100 mL	200	283.2	86400	-	22,853.0
5439000	11/22/1990	32	32	0.1459	4.67	5749	48.7286%	Fecal		CFU/100 mL	200	283.2	86400	-	22,853.0
5439000	1/8/1991	32	32	0.1459	4.67	5749	48.7286%	Fecal		CFU/100 mL	200	283.2	86400	-	22,853.0
5439000	3/11/1991	32	32	0.1459	4.67	5749	48.7286%	Fecal		CFU/100 mL	200	283.2	86400	-	22,853.0
5439000	12/30/1991	32	32	0.1459	4.67	5749	48.7286%	Fecal		CFU/100 mL	200	283.2	86400	-	22,853.0
5439000	1/5/1992	32	32	0.1459	4.67	5749	48.7286%	Fecal		CFU/100 mL	200	283.2	86400	-	22,853.0
5439000	2/5/1992	32	32	0.1459	4.67	5749	48.7286%	Fecal		CFU/100 mL	200	283.2	86400	-	22,853.0

Gage ID	Date	Discharge (CFS)	Gage Discharge (less Surrogate NPDES) (CFS)	Watershed Area Ratio	Calculated flow (CFS)	Rank	Flow Exceedance %	Parameter	Results	Units (mg or micro_gram	Limit/Standard	100mL/CF	sec/day	Actual Load (million colonies/day)	Allowable Load (million colonies/day)
5439000	4/9/1992	32	32	0.1459	4.67	5749	48.7286%	Fecal		CFU/100 mL	200	283.2	86400	-	22,853.0
5439000	9/16/1992	32	32	0.1459	4.67	5749	48.7286%	Fecal		CFU/100 mL	200	283.2	86400	-	22,853.0
5439000	2/15/1993	32	32	0.1459	4.67	5749	48.7286%	Fecal		CFU/100 mL	200	283.2	86400	-	22,853.0
5439000	2/17/1993	32	32	0.1459	4.67	5749	48.7286%	Fecal		CFU/100 mL	200	283.2	86400	-	22,853.0
5439000	2/24/1993	32	32	0.1459	4.67	5749	48.7286%	Fecal		CFU/100 mL	200	283.2	86400	-	22,853.0
5439000	9/6/1993	32	32	0.1459	4.67	5749	48.7286%	Fecal		CFU/100 mL	200	283.2	86400	-	22,853.0
5439000	11/14/1993	32	32	0.1459	4.67	5749	48.7286%	Fecal		CFU/100 mL	200	283.2	86400	-	22,853.0
5439000	2/14/1995	32	32	0.1459	4.67	5749	48.7286%	Fecal		CFU/100 mL	200	283.2	86400	-	22,853.0
5439000	2/15/1995	32	32	0.1459	4.67	5749	48.7286%	Fecal		CFU/100 mL	200	283.2	86400	-	22,853.0
5439000	3/4/1995	32	32	0.1459	4.67	5749	48.7286%	Fecal		CFU/100 mL	200	283.2	86400	-	22,853.0
5439000	3/5/1995	32	32	0.1459	4.67	5749	48.7286%	Fecal		CFU/100 mL	200	283.2	86400	-	22,853.0
5439000	7/2/1995	32	32	0.1459	4.67	5749	48.7286%	Fecal		CFU/100 mL	200	283.2	86400	-	22,853.0
5439000	11/29/1995	32	32	0.1459	4.67	5749	48.7286%	Fecal		CFU/100 mL	200	283.2	86400	-	22,853.0
5439000	4/19/1996	32	32	0.1459	4.67	5749	48.7286%	Fecal		CFU/100 mL	200	283.2	86400	-	22,853.0
5439000	7/9/1996	32	32	0.1459	4.67	5749	48.7286%	Fecal		CFU/100 mL	200	283.2	86400	-	22,853.0
5439000	12/18/1996	32	32	0.1459	4.67	5749	48.7286%	Fecal		CFU/100 mL	200	283.2	86400	-	22,853.0
5439000	1/3/1997	32	32	0.1459	4.67	5749	48.7286%	Fecal		CFU/100 mL	200	283.2	86400	-	22,853.0
5439000	6/29/1997	32	32	0.1459	4.67	5749	48.7286%	Fecal		CFU/100 mL	200	283.2	86400	-	22,853.0
5439000	7/2/1998	32	32	0.1459	4.67	5749	48.7286%	Fecal		CFU/100 mL	200	283.2	86400	-	22,853.0
5439000	8/4/1998	32	32	0.1459	4.67	5749	48.7286%	Fecal		CFU/100 mL	200	283.2	86400	-	22,853.0
5439000	3/12/2000	32	32	0.1459	4.67	5749	48.7286%	Fecal		CFU/100 mL	200	283.2	86400	-	22,853.0
5439000	8/9/2000	32	32	0.1459	4.67	5749	48.7286%	Fecal		CFU/100 mL	200	283.2	86400	-	22,853.0
5439000	5/14/2001	32	32	0.1459	4.67	5749	48.7286%	Fecal		CFU/100 mL	200	283.2	86400	-	22,853.0
5439000	5/30/2001	32	32	0.1459	4.67	5749	48.7286%	Fecal		CFU/100 mL	200	283.2	86400	-	22,853.0
5439000	4/6/2005	32	32	0.1459	4.67	5749	48.7286%	Fecal		CFU/100 mL	200	283.2	86400	-	22,853.0
5439000	1/30/2008	32	32	0.1459	4.67	5749	48.7286%	Fecal		CFU/100 mL	200	283.2	86400	-	22,853.0
5439000	2/1/2008	32	32	0.1459	4.67	5749	48.7286%	Fecal		CFU/100 mL	200	283.2	86400	-	22,853.0
5439000	2/3/2008	32	32	0.1459	4.67	5749	48.7286%	Fecal		CFU/100 mL	200	283.2	86400	-	22,853.0
5439000	11/30/2008	32	32	0.1459	4.67	5749	48.7286%	Fecal		CFU/100 mL	200	283.2	86400	-	22,853.0
5439000	1/19/2010	32	32	0.1459	4.67	5749	48.7286%	Fecal		CFU/100 mL	200	283.2	86400	-	22,853.0
5439000	4/3/2012	32	32	0.1459	4.67	5749	48.7286%	Fecal		CFU/100 mL	200	283.2	86400	-	22,853.0
5439000	2/12/2016	32	32	0.1459	4.67	5749	48.7286%	Fecal		CFU/100 mL	200	283.2	86400	-	22,853.0
5439000	4/6/2018	32	32	0.1459	4.67	5749	48.7286%	Fecal		CFU/100 mL	200	283.2	86400	-	22,853.0
5439000	4/6/1994	31.9	31.9	0.1459	4.66	5794	49.1100%	Fecal		CFU/100 mL	200	283.2	86400	-	22,781.6
5439000	10/22/2008	31.9	31.9	0.1459	4.66	5794	49.1100%	Fecal		CFU/100 mL	200	283.2	86400	-	22,781.6
5439000	7/5/2011	31.9	31.9	0.1459	4.66	5794	49.1100%	Fecal		CFU/100 mL	200	283.2	86400	-	22,781.6
5439000	7/23/2014	31.9	31.9	0.1459	4.66	5794	49.1100%	Fecal		CFU/100 mL	200	283.2	86400	-	22,781.6
5439000	11/2/2015	31.9	31.9	0.1459	4.66	5794	49.1100%	Fecal		CFU/100 mL	200	283.2	86400	-	22,781.6
5439000	6/18/2021	31.9	31.9	0.1459	4.66	5794	49.1100%	Fecal		CFU/100 mL	200	283.2	86400	-	22,781.6
5439000	11/24/2001	31.8	31.8	0.1459	4.64	5800	49.1609%	Fecal		CFU/100 mL	200	283.2	86400	-	22,710.2
5439000	12/1/2008	31.8	31.8	0.1459	4.64	5800	49.1609%	Fecal		CFU/100 mL	200	283.2	86400	-	22,710.2
5439000	4/25/2012	31.8	31.8	0.1459	4.64	5800	49.1609%	Fecal		CFU/100 mL	200	283.2	86400	-	22,710.2
5439000	3/8/2016	31.8	31.8	0.1459	4.64	5800	49.1609%	Fecal		CFU/100 mL	200	283.2	86400	-	22,710.2
5439000	10/30/2001	31.7	31.7	0.1459	4.63	5804	49.1948%	Fecal		CFU/100 mL	200	283.2	86400	-	22,638.7
5439000	12/17/2001	31.7	31.7	0.1459	4.63	5804	49.1948%	Fecal		CFU/100 mL	200	283.2	86400	-	22,638.7
5439000	11/27/2004	31.7	31.7	0.1459	4.63	5804	49.1948%	Fecal		CFU/100 mL	200	283.2	86400	-	22,638.7
5439000	1/23/2007	31.7	31.7	0.1459	4.63	5804	49.1948%	Fecal		CFU/100 mL	200	283.2	86400	-	22,638.7
5439000	6/11/2007	31.7	31.7	0.1459	4.63	5804	49.1948%	Fecal		CFU/100 mL	200	283.2	86400	-	22,638.7
5439000	7/16/2013	31.7	31.7	0.1459	4.63	5804	49.1948%	Fecal		CFU/100 mL	200	283.2	86400	-	22,638.7
5439000	10/19/2014	31.7	31.7	0.1459	4.63	5804	49.1948%	Fecal		CFU/100 mL	200	283.2	86400	-	22,638.7
5439000	4/19/2018	31.7	31.7	0.1459	4.63	5804	49.1948%	Fecal		CFU/100 mL	200	283.2	86400	-	22,638.7
5439000	6/7/2018	31.7	31.7	0.1459	4.63	5804	49.1948%	Fecal		CFU/100 mL	200	283.2	86400	-	22,638.7
5439000	6/29/2002	31.6	31.6	0.1459	4.61	5813	49.2711%	Fecal		CFU/100 mL	200	283.2	86400	-	22,567.3
5439000	5/30/2013	31.6	31.6	0.1459	4.61	5813	49.2711%	Fecal		CFU/100 mL	200	283.2	86400	-	22,567.3
5439000	12/13/1993	31.5	31.5	0.1459	4.60	5815	49.2880%	Fecal		CFU/100 mL	200	283.2	86400	-	22,495.9
5439000	7/13/2003	31.5	31.5	0.1459	4.60	5815	49.2880%	Fecal		CFU/100 mL	200	283.2	86400	-	22,495.9
5439000	6/20/2006	31.5	31.5	0.1459	4.60	5815	49.2880%	Fecal		CFU/100 mL	200	283.2	86400	-	22,495.9
5439000	5/17/2007	31.5	31.5	0.1459	4.60	5815	49.2880%	Fecal		CFU/100 mL	200	283.2	86400	-	22,495.9
5439000	1/20/2010	31.5	31.5	0.1459	4.60	5815	49.2880%	Fecal		CFU/100 mL	200	283.2	86400	-	22,495.9
5439000	11/24/2011	31.5	31.5	0.1459	4.60	5815	49.2880%	Fecal		CFU/100 mL	200	283.2	86400	-	22,495.9
5439000	5/3/2012	31.5	31.5	0.1459	4.60	5815	49.2880%	Fecal		CFU/100 mL	200	283.2	86400	-	22,495.9
5439000	11/17/2013	31.5	31.5	0.1459	4.60	5815	49.2880%	Fecal		CFU/100 mL	200	283.2	86400	-	22,495.9
5439000	11/1/2015	31.5	31.5	0.1459	4.60	5815	49.2880%	Fecal		CFU/100 mL	200	283.2	86400	-	22,495.9
5439000	6/24/2008	31.4	31.4	0.1459	4.58	5824	49.3643%	Fecal		CFU/100 mL	200	283.2	86400	-	22,424.5
5439000	6/26/2008	31.4	31.4	0.1459	4.58	5824	49.3643%	Fecal		CFU/100 mL	200	283.2	86400	-	22,424.5
5439000	2/22/2010	31.4	31.4	0.1459	4.58	5824	49.3643%	Fecal		CFU/100 mL	200	283.2	86400	-	22,424.5
5439000	8/24/2016	31.4	31.4	0.1459	4.58	5824	49.3643%	Fecal		CFU/100 mL	200	283.2	86400	-	22,424.5
5439000	3/23/2005	31.3	31.3	0.1459	4.57	5828	49.3982%	Fecal		CFU/100 mL	200	283.2	86400	-	22,353.1
5439000	3/16/2006	31.3	31.3	0.1459	4.57	5828	49.3982%	Fecal		CFU/100 mL	200	283.2	86400	-	22,353.1
5439000	4/24/2006	31.3	31.3	0.1459	4.57	5828	49.3982%	Fecal		CFU/100 mL	200	283.2	86400	-	22,353.1
5439000	6/29/2008	31.3	31.3	0.1459	4.57	5828	49.3982%	Fecal		CFU/100 mL	200	283.2	86400	-	22,353.1
5439000	12/23/2009	31.3	31.3	0.1459	4.57	5828	49.3982%	Fecal		CFU/100 mL	200	283.2	86400	-	22,353.1
5439000	5/29/2013	31.3	31.3	0.1459	4.57	5828	49.3982%	Fecal		CFU/100 mL	200	283.2	86400	-	22,353.1
5439000	6/30/2017	31.3	31.3	0.1459	4.57	5828	49.3982%	Fecal		CFU/100 mL	200	283.2	86400	-	22,353.1
5439000	7/15/2003	31.2	31.2	0.1459	4.55	5835	49.4575%	Fecal		CFU/100 mL	200	283.2	86400	-	22,281.7
5439000	7/2/2004	31.2	31.2	0.1459	4.55	5835	49.4575%	Fecal		CFU/100 mL	200	283.2	86400	-	22,281.7
5439000	4/23/2012	31.2	31.2	0.1459	4.55	5835	49.4575%	Fecal		CFU/100 mL	200	283.2	86400	-	22,281.7
5439000	7/28/2015	31.2	31.2	0.1459	4.55	5835	49.4575%	Fecal		CFU/100 mL	200	283.2	86400	-	22,281.7
5439000	6/22/2007	31.1	31.1	0.1459	4.54	5839	49.4914%	Fecal		CFU/100 mL	200	283.2	86400	-	22,210.3
5439000	1/21/2010	31.1	31.1	0.1459	4.54	5839	49.4914%	Fecal		CFU/100 mL	200	283.2	86400	-	22,210.3
5439000	7/14/2010	31.1	31.1	0.1459	4.54	5839	49.4914%	Fecal		CFU/100 mL	200	283.2	86400	-	22,210.3
5439000	5/30/2012	31.1	31.1	0.1459	4.54	5839	49.4914%	Fecal		CFU/100 mL	200	283.2	86400	-	22,210.3
5439000	1/25/1990	31	31	0.1459	4.52	5843	49.5253%	Fecal		CFU/100 mL	200	283.2	86400	-	22,138.8
5439000	7/15/1990	31	31	0.1459	4.52	5843	49.5253%	Fecal		CFU/100 mL	200	283.2	86400	-	22,138.8
5439000	11/20/1990	31	31	0.1459	4.52	5843	49.5253%	Fecal		CFU/100 mL	200	283.2	86400	-	22,138.8
5439000	1/11/1991	31	31	0.1459	4.52	5843	49.5253%	Fecal		CFU/100 mL	200	283.2	86400	-	22,138.8
5439000	2/27/1991	31	31	0.1459	4.52	5843	49.5253%	Fecal		CFU/100 mL	200	283.2	86400	-	22,138.8
5439000	6/21/1991	31	31	0.1459	4.52	5843	49.5253%	Fecal		CFU/100 mL	200	283.2	86400	-	22,138.8
5439000	6/22/1991	31	31	0.1459	4.52	5843	49.5253%	Fecal		CFU/100 mL	200	283.2	86400	-	22,138.8
5439000	11/23/1991	31	31	0.1459	4.52	5843	49.5253%	Fecal		CFU/100 mL	200	283.2	86400	-	22,138.8

Gage ID	Date	Discharge (CFS)	Gage Discharge (less Surrogate NPDES) (CFS)	Watershed Area Ratio	Calculated flow (CFS)	Rank	Flow Exceedance %	Parameter	Results	Units (mg or micro_gram	Limit/Standard	100mL/CF	sec/day	Actual Load (million colonies/day)	Allowable Load (million colonies/day)
5439000	5/14/1992	31	31	0.1459	4.52	5843	49.5253%	Fecal		CFU/100 mL	200	283.2	86400	-	22,138.8
5439000	9/13/1992	31	31	0.1459	4.52	5843	49.5253%	Fecal		CFU/100 mL	200	283.2	86400	-	22,138.8
5439000	2/23/1993	31	31	0.1459	4.52	5843	49.5253%	Fecal		CFU/100 mL	200	283.2	86400	-	22,138.8
5439000	2/25/1993	31	31	0.1459	4.52	5843	49.5253%	Fecal		CFU/100 mL	200	283.2	86400	-	22,138.8
5439000	2/26/1993	31	31	0.1459	4.52	5843	49.5253%	Fecal		CFU/100 mL	200	283.2	86400	-	22,138.8
5439000	7/17/1993	31	31	0.1459	4.52	5843	49.5253%	Fecal		CFU/100 mL	200	283.2	86400	-	22,138.8
5439000	8/9/1993	31	31	0.1459	4.52	5843	49.5253%	Fecal		CFU/100 mL	200	283.2	86400	-	22,138.8
5439000	8/10/1993	31	31	0.1459	4.52	5843	49.5253%	Fecal		CFU/100 mL	200	283.2	86400	-	22,138.8
5439000	7/10/1995	31	31	0.1459	4.52	5843	49.5253%	Fecal		CFU/100 mL	200	283.2	86400	-	22,138.8
5439000	6/8/1997	31	31	0.1459	4.52	5843	49.5253%	Fecal		CFU/100 mL	200	283.2	86400	-	22,138.8
5439000	6/11/1997	31	31	0.1459	4.52	5843	49.5253%	Fecal		CFU/100 mL	200	283.2	86400	-	22,138.8
5439000	6/17/1997	31	31	0.1459	4.52	5843	49.5253%	Fecal		CFU/100 mL	200	283.2	86400	-	22,138.8
5439000	8/15/1997	31	31	0.1459	4.52	5843	49.5253%	Fecal		CFU/100 mL	200	283.2	86400	-	22,138.8
5439000	1/20/1998	31	31	0.1459	4.52	5843	49.5253%	Fecal		CFU/100 mL	200	283.2	86400	-	22,138.8
5439000	11/24/1998	31	31	0.1459	4.52	5843	49.5253%	Fecal		CFU/100 mL	200	283.2	86400	-	22,138.8
5439000	9/27/1999	31	31	0.1459	4.52	5843	49.5253%	Fecal		CFU/100 mL	200	283.2	86400	-	22,138.8
5439000	3/13/2000	31	31	0.1459	4.52	5843	49.5253%	Fecal		CFU/100 mL	200	283.2	86400	-	22,138.8
5439000	7/20/2000	31	31	0.1459	4.52	5843	49.5253%	Fecal		CFU/100 mL	200	283.2	86400	-	22,138.8
5439000	7/31/2000	31	31	0.1459	4.52	5843	49.5253%	Fecal		CFU/100 mL	200	283.2	86400	-	22,138.8
5439000	8/2/2000	31	31	0.1459	4.52	5843	49.5253%	Fecal		CFU/100 mL	200	283.2	86400	-	22,138.8
5439000	5/13/2001	31	31	0.1459	4.52	5843	49.5253%	Fecal		CFU/100 mL	200	283.2	86400	-	22,138.8
5439000	5/16/2001	31	31	0.1459	4.52	5843	49.5253%	Fecal		CFU/100 mL	200	283.2	86400	-	22,138.8
5439000	1/31/2008	31	31	0.1459	4.52	5843	49.5253%	Fecal		CFU/100 mL	200	283.2	86400	-	22,138.8
5439000	12/20/2009	31	31	0.1459	4.52	5843	49.5253%	Fecal		CFU/100 mL	200	283.2	86400	-	22,138.8
5439000	2/28/2016	31	31	0.1459	4.52	5843	49.5253%	Fecal		CFU/100 mL	200	283.2	86400	-	22,138.8
5439000	5/8/2004	30.9	30.9	0.1459	4.51	5876	49.8051%	Fecal		CFU/100 mL	200	283.2	86400	-	22,067.4
5439000	1/27/2007	30.9	30.9	0.1459	4.51	5876	49.8051%	Fecal		CFU/100 mL	200	283.2	86400	-	22,067.4
5439000	7/11/2011	30.9	30.9	0.1459	4.51	5876	49.8051%	Fecal		CFU/100 mL	200	283.2	86400	-	22,067.4
5439000	11/25/2011	30.9	30.9	0.1459	4.51	5876	49.8051%	Fecal		CFU/100 mL	200	283.2	86400	-	22,067.4
5439000	2/18/2016	30.9	30.9	0.1459	4.51	5876	49.8051%	Fecal		CFU/100 mL	200	283.2	86400	-	22,067.4
5439000	6/27/2017	30.9	30.9	0.1459	4.51	5876	49.8051%	Fecal		CFU/100 mL	200	283.2	86400	-	22,067.4
5439000	11/7/1993	30.8	30.8	0.1459	4.49	5882	49.8559%	Fecal		CFU/100 mL	200	283.2	86400	-	21,996.0
5439000	4/7/2005	30.8	30.8	0.1459	4.49	5882	49.8559%	Fecal		CFU/100 mL	200	283.2	86400	-	21,996.0
5439000	5/27/2013	30.8	30.8	0.1459	4.49	5882	49.8559%	Fecal		CFU/100 mL	200	283.2	86400	-	21,996.0
5439000	7/2/2006	30.7	30.7	0.1459	4.48	5885	49.8813%	Fecal		CFU/100 mL	200	283.2	86400	-	21,924.6
5439000	1/22/2010	30.7	30.7	0.1459	4.48	5885	49.8813%	Fecal		CFU/100 mL	200	283.2	86400	-	21,924.6
5439000	4/4/2013	30.7	30.7	0.1459	4.48	5885	49.8813%	Fecal		CFU/100 mL	200	283.2	86400	-	21,924.6
5439000	8/7/2017	30.7	30.7	0.1459	4.48	5885	49.8813%	Fecal		CFU/100 mL	200	283.2	86400	-	21,924.6
5439000	12/21/2019	30.7	30.7	0.1459	4.48	5885	49.8813%	Fecal		CFU/100 mL	200	283.2	86400	-	21,924.6
5439000	4/28/2021	30.7	30.7	0.1459	4.48	5885	49.8813%	Fecal		CFU/100 mL	200	283.2	86400	-	21,924.6
5439000	5/9/2004	30.6	30.6	0.1459	4.47	5891	49.9322%	Fecal		CFU/100 mL	200	283.2	86400	-	21,853.2
5439000	4/22/2005	30.6	30.6	0.1459	4.47	5891	49.9322%	Fecal		CFU/100 mL	200	283.2	86400	-	21,853.2
5439000	3/16/2022	30.6	30.6	0.1459	4.47	5891	49.9322%	Fecal		CFU/100 mL	200	283.2	86400	-	21,853.2
5439000	11/19/1993	30.5	30.5	0.1459	4.45	5894	49.9576%	Fecal		CFU/100 mL	200	283.2	86400	-	21,781.8
5439000	6/7/2010	30.5	30.5	0.1459	4.45	5894	49.9576%	Fecal		CFU/100 mL	200	283.2	86400	-	21,781.8
5439000	7/28/2016	30.5	30.5	0.1459	4.45	5894	49.9576%	Fecal		CFU/100 mL	200	283.2	86400	-	21,781.8
5439000	12/16/2001	30.4	30.4	0.1459	4.44	5897	49.9830%	Fecal		CFU/100 mL	200	283.2	86400	-	21,710.3
5439000	7/6/2004	30.4	30.4	0.1459	4.44	5897	49.9830%	Fecal		CFU/100 mL	200	283.2	86400	-	21,710.3
5439000	11/8/1993	30.3	30.3	0.1459	4.42	5899	50.0000%	Fecal		CFU/100 mL	200	283.2	86400	-	21,638.9
5439000	12/19/2001	30.3	30.3	0.1459	4.42	5899	50.0000%	Fecal		CFU/100 mL	200	283.2	86400	-	21,638.9
5439000	7/31/2007	30.3	30.3	0.1459	4.42	5899	50.0000%	Fecal		CFU/100 mL	200	283.2	86400	-	21,638.9
5439000	4/7/2013	30.3	30.3	0.1459	4.42	5899	50.0000%	Fecal		CFU/100 mL	200	283.2	86400	-	21,638.9
5439000	7/13/2018	30.3	30.3	0.1459	4.42	5899	50.0000%	Fecal		CFU/100 mL	200	283.2	86400	-	21,638.9
5439000	12/22/2019	30.3	30.3	0.1459	4.42	5899	50.0000%	Fecal		CFU/100 mL	200	283.2	86400	-	21,638.9
5439000	7/11/2020	30.3	30.3	0.1459	4.42	5899	50.0000%	Fecal		CFU/100 mL	200	283.2	86400	-	21,638.9
5439000	12/18/2001	30.2	30.2	0.1459	4.41	5906	50.0593%	Fecal		CFU/100 mL	200	283.2	86400	-	21,567.5
5439000	5/26/2012	30.2	30.2	0.1459	4.41	5906	50.0593%	Fecal		CFU/100 mL	200	283.2	86400	-	21,567.5
5439000	6/5/2012	30.2	30.2	0.1459	4.41	5906	50.0593%	Fecal		CFU/100 mL	200	283.2	86400	-	21,567.5
5439000	4/24/2014	30.2	30.2	0.1459	4.41	5906	50.0593%	Fecal		CFU/100 mL	200	283.2	86400	-	21,567.5
5439000	12/8/2017	30.2	30.2	0.1459	4.41	5906	50.0593%	Fecal		CFU/100 mL	200	283.2	86400	-	21,567.5
5439000	7/12/2018	30.2	30.2	0.1459	4.41	5906	50.0593%	Fecal		CFU/100 mL	200	283.2	86400	-	21,567.5
5439000	11/28/2001	30.1	30.1	0.1459	4.39	5912	50.1102%	Fecal		CFU/100 mL	200	283.2	86400	-	21,496.1
5439000	6/30/2002	30.1	30.1	0.1459	4.39	5912	50.1102%	Fecal		CFU/100 mL	200	283.2	86400	-	21,496.1
5439000	4/25/2006	30.1	30.1	0.1459	4.39	5912	50.1102%	Fecal		CFU/100 mL	200	283.2	86400	-	21,496.1
5439000	6/18/2007	30.1	30.1	0.1459	4.39	5912	50.1102%	Fecal		CFU/100 mL	200	283.2	86400	-	21,496.1
5439000	12/13/2016	30.1	30.1	0.1459	4.39	5912	50.1102%	Fecal		CFU/100 mL	200	283.2	86400	-	21,496.1
5439000	7/13/1990	30	30	0.1459	4.38	5917	50.1526%	Fecal		CFU/100 mL	200	283.2	86400	-	21,424.7
5439000	8/8/1990	30	30	0.1459	4.38	5917	50.1526%	Fecal		CFU/100 mL	200	283.2	86400	-	21,424.7
5439000	11/23/1990	30	30	0.1459	4.38	5917	50.1526%	Fecal		CFU/100 mL	200	283.2	86400	-	21,424.7
5439000	11/24/1990	30	30	0.1459	4.38	5917	50.1526%	Fecal		CFU/100 mL	200	283.2	86400	-	21,424.7
5439000	1/13/1991	30	30	0.1459	4.38	5917	50.1526%	Fecal		CFU/100 mL	200	283.2	86400	-	21,424.7
5439000	2/2/1991	30	30	0.1459	4.38	5917	50.1526%	Fecal		CFU/100 mL	200	283.2	86400	-	21,424.7
5439000	12/31/1991	30	30	0.1459	4.38	5917	50.1526%	Fecal		CFU/100 mL	200	283.2	86400	-	21,424.7
5439000	1/1/1992	30	30	0.1459	4.38	5917	50.1526%	Fecal		CFU/100 mL	200	283.2	86400	-	21,424.7
5439000	2/3/1992	30	30	0.1459	4.38	5917	50.1526%	Fecal		CFU/100 mL	200	283.2	86400	-	21,424.7
5439000	2/7/1992	30	30	0.1459	4.38	5917	50.1526%	Fecal		CFU/100 mL	200	283.2	86400	-	21,424.7
5439000	2/8/1992	30	30	0.1459	4.38	5917	50.1526%	Fecal		CFU/100 mL	200	283.2	86400	-	21,424.7
5439000	4/8/1992	30	30	0.1459	4.38	5917	50.1526%	Fecal		CFU/100 mL	200	283.2	86400	-	21,424.7
5439000	5/15/1992	30	30	0.1459	4.38	5917	50.1526%	Fecal		CFU/100 mL	200	283.2	86400	-	21,424.7
5439000	9/27/1992	30	30	0.1459	4.38	5917	50.1526%	Fecal		CFU/100 mL	200	283.2	86400	-	21,424.7
5439000	2/16/1993	30	30	0.1459	4.38	5917	50.1526%	Fecal		CFU/100 mL	200	283.2	86400	-	21,424.7
5439000	2/27/1993	30	30	0.1459	4.38	5917	50.1526%	Fecal		CFU/100 mL	200	283.2	86400	-	21,424.7
5439000	8/5/1993	30	30	0.1459	4.38	5917	50.1526%	Fecal		CFU/100 mL	200	283.2	86400	-	21,424.7
5439000	12/11/1993	30	30	0.1459	4.38	5917	50.1526%	Fecal		CFU/100 mL	200	283.2	86400	-	21,424.7
5439000	1/4/1994	30	30	0.1459	4.38	5917	50.1526%	Fecal		CFU/100 mL	200	283.2	86400	-	21,424.7
5439000	2/16/1995	30	30	0.1459	4.38	5917	50.1526%	Fecal		CFU/100 mL	200	283.2	86400	-	21,424.7
5439000	7/3/1995	30	30	0.1459	4.38	5917	50.1526%	Fecal		CFU/100 mL	200	283.2	86400	-	21,424.7
5439000	8/16/1995	30	30	0.1459	4.38	5917	50.1526%	Fecal		CFU/100 mL	200	283.2	86400	-	21,424.7
5439000	12/1/1995	30	30	0.1459	4.38	5917	50.1526%	Fecal		CFU/100 mL	200	283.2	86400	-	21,424.7
5439000	12/3/1995	30	30	0.1459	4.38	5917	50.1526%	Fecal		CFU/100 mL	200	283.2	86400	-	21,424.7

Gage ID	Date	Discharge (CFS)	Gage Discharge (less Surrogate NPDES) (CFS)	Watershed Area Ratio	Calculated flow (CFS)	Rank	Flow Exceedance %	Parameter	Results	Units (mg or micro_gram	Limit/Standard	100mL/CF	sec/day	Actual Load (million colonies/day)	Allowable Load (million colonies/day)
5439000	2/14/1996	30	30	0.1459	4.38	5917	50.1526%	Fecal		CFU/100 mL	200	283.2	86400	-	21,424.7
5439000	4/16/1996	30	30	0.1459	4.38	5917	50.1526%	Fecal		CFU/100 mL	200	283.2	86400	-	21,424.7
5439000	4/20/1996	30	30	0.1459	4.38	5917	50.1526%	Fecal		CFU/100 mL	200	283.2	86400	-	21,424.7
5439000	5/2/1996	30	30	0.1459	4.38	5917	50.1526%	Fecal		CFU/100 mL	200	283.2	86400	-	21,424.7
5439000	5/3/1996	30	30	0.1459	4.38	5917	50.1526%	Fecal		CFU/100 mL	200	283.2	86400	-	21,424.7
5439000	8/28/1996	30	30	0.1459	4.38	5917	50.1526%	Fecal		CFU/100 mL	200	283.2	86400	-	21,424.7
5439000	9/26/1996	30	30	0.1459	4.38	5917	50.1526%	Fecal		CFU/100 mL	200	283.2	86400	-	21,424.7
5439000	1/10/1997	30	30	0.1459	4.38	5917	50.1526%	Fecal		CFU/100 mL	200	283.2	86400	-	21,424.7
5439000	6/5/1997	30	30	0.1459	4.38	5917	50.1526%	Fecal		CFU/100 mL	200	283.2	86400	-	21,424.7
5439000	6/6/1997	30	30	0.1459	4.38	5917	50.1526%	Fecal		CFU/100 mL	200	283.2	86400	-	21,424.7
5439000	6/15/1997	30	30	0.1459	4.38	5917	50.1526%	Fecal		CFU/100 mL	200	283.2	86400	-	21,424.7
5439000	2/1/1998	30	30	0.1459	4.38	5917	50.1526%	Fecal		CFU/100 mL	200	283.2	86400	-	21,424.7
5439000	7/15/1998	30	30	0.1459	4.38	5917	50.1526%	Fecal		CFU/100 mL	200	283.2	86400	-	21,424.7
5439000	11/4/1998	30	30	0.1459	4.38	5917	50.1526%	Fecal		CFU/100 mL	200	283.2	86400	-	21,424.7
5439000	11/26/1998	30	30	0.1459	4.38	5917	50.1526%	Fecal		CFU/100 mL	200	283.2	86400	-	21,424.7
5439000	8/24/1999	30	30	0.1459	4.38	5917	50.1526%	Fecal		CFU/100 mL	200	283.2	86400	-	21,424.7
5439000	12/5/1999	30	30	0.1459	4.38	5917	50.1526%	Fecal		CFU/100 mL	200	283.2	86400	-	21,424.7
5439000	3/14/2000	30	30	0.1459	4.38	5917	50.1526%	Fecal		CFU/100 mL	200	283.2	86400	-	21,424.7
5439000	3/15/2000	30	30	0.1459	4.38	5917	50.1526%	Fecal		CFU/100 mL	200	283.2	86400	-	21,424.7
5439000	8/5/2000	30	30	0.1459	4.38	5917	50.1526%	Fecal		CFU/100 mL	200	283.2	86400	-	21,424.7
5439000	9/22/2000	30	30	0.1459	4.38	5917	50.1526%	Fecal		CFU/100 mL	200	283.2	86400	-	21,424.7
5439000	6/25/2001	30	30	0.1459	4.38	5917	50.1526%	Fecal		CFU/100 mL	200	283.2	86400	-	21,424.7
5439000	9/21/2001	30	30	0.1459	4.38	5917	50.1526%	Fecal		CFU/100 mL	200	283.2	86400	-	21,424.7
5439000	6/9/2003	30	30	0.1459	4.38	5917	50.1526%	Fecal		CFU/100 mL	200	283.2	86400	-	21,424.7
5439000	1/21/2005	30	30	0.1459	4.38	5917	50.1526%	Fecal		CFU/100 mL	200	283.2	86400	-	21,424.7
5439000	2/4/2008	30	30	0.1459	4.38	5917	50.1526%	Fecal		CFU/100 mL	200	283.2	86400	-	21,424.7
5439000	2/7/2008	30	30	0.1459	4.38	5917	50.1526%	Fecal		CFU/100 mL	200	283.2	86400	-	21,424.7
5439000	2/25/2008	30	30	0.1459	4.38	5917	50.1526%	Fecal		CFU/100 mL	200	283.2	86400	-	21,424.7
5439000	3/1/2008	30	30	0.1459	4.38	5917	50.1526%	Fecal		CFU/100 mL	200	283.2	86400	-	21,424.7
5439000	5/9/2008	30	30	0.1459	4.38	5917	50.1526%	Fecal		CFU/100 mL	200	283.2	86400	-	21,424.7
5439000	1/6/2011	30	30	0.1459	4.38	5917	50.1526%	Fecal		CFU/100 mL	200	283.2	86400	-	21,424.7
5439000	2/14/2011	30	30	0.1459	4.38	5917	50.1526%	Fecal		CFU/100 mL	200	283.2	86400	-	21,424.7
5439000	7/6/2011	30	30	0.1459	4.38	5917	50.1526%	Fecal		CFU/100 mL	200	283.2	86400	-	21,424.7
5439000	5/27/2012	30	30	0.1459	4.38	5917	50.1526%	Fecal		CFU/100 mL	200	283.2	86400	-	21,424.7
5439000	4/23/2014	30	30	0.1459	4.38	5917	50.1526%	Fecal		CFU/100 mL	200	283.2	86400	-	21,424.7
5439000	1/11/2017	30	30	0.1459	4.38	5917	50.1526%	Fecal		CFU/100 mL	200	283.2	86400	-	21,424.7
5439000	2/17/2018	30	30	0.1459	4.38	5917	50.1526%	Fecal		CFU/100 mL	200	283.2	86400	-	21,424.7
5439000	3/22/2018	30	30	0.1459	4.38	5917	50.1526%	Fecal		CFU/100 mL	200	283.2	86400	-	21,424.7
5439000	12/1/2001	29.9	29.9	0.1459	4.36	5979	50.6781%	Fecal		CFU/100 mL	200	283.2	86400	-	21,353.3
5439000	3/23/2004	29.9	29.9	0.1459	4.36	5979	50.6781%	Fecal		CFU/100 mL	200	283.2	86400	-	21,353.3
5439000	12/25/2016	29.9	29.9	0.1459	4.36	5979	50.6781%	Fecal		CFU/100 mL	200	283.2	86400	-	21,353.3
5439000	12/23/2019	29.9	29.9	0.1459	4.36	5979	50.6781%	Fecal		CFU/100 mL	200	283.2	86400	-	21,353.3
5439000	6/25/2020	29.9	29.9	0.1459	4.36	5979	50.6781%	Fecal		CFU/100 mL	200	283.2	86400	-	21,353.3
5439000	4/26/1994	29.8	29.8	0.1459	4.35	5984	50.7205%	Fecal		CFU/100 mL	200	283.2	86400	-	21,281.9
5439000	11/28/2008	29.8	29.8	0.1459	4.35	5984	50.7205%	Fecal		CFU/100 mL	200	283.2	86400	-	21,281.9
5439000	9/20/2015	29.8	29.8	0.1459	4.35	5984	50.7205%	Fecal		CFU/100 mL	200	283.2	86400	-	21,281.9
5439000	3/24/2018	29.8	29.8	0.1459	4.35	5984	50.7205%	Fecal		CFU/100 mL	200	283.2	86400	-	21,281.9
5439000	11/9/2018	29.8	29.8	0.1459	4.35	5984	50.7205%	Fecal		CFU/100 mL	200	283.2	86400	-	21,281.9
5439000	5/3/2021	29.8	29.8	0.1459	4.35	5984	50.7205%	Fecal		CFU/100 mL	200	283.2	86400	-	21,281.9
5439000	6/6/2021	29.8	29.8	0.1459	4.35	5984	50.7205%	Fecal		CFU/100 mL	200	283.2	86400	-	21,281.9
5439000	12/17/2016	29.7	29.7	0.1459	4.33	5991	50.7798%	Fecal		CFU/100 mL	200	283.2	86400	-	21,210.4
5439000	3/20/2005	29.6	29.6	0.1459	4.32	5992	50.7883%	Fecal		CFU/100 mL	200	283.2	86400	-	21,139.0
5439000	2/29/2008	29.6	29.6	0.1459	4.32	5992	50.7883%	Fecal		CFU/100 mL	200	283.2	86400	-	21,139.0
5439000	1/16/2009	29.6	29.6	0.1459	4.32	5992	50.7883%	Fecal		CFU/100 mL	200	283.2	86400	-	21,139.0
5439000	2/23/2009	29.6	29.6	0.1459	4.32	5992	50.7883%	Fecal		CFU/100 mL	200	283.2	86400	-	21,139.0
5439000	7/29/2015	29.6	29.6	0.1459	4.32	5992	50.7883%	Fecal		CFU/100 mL	200	283.2	86400	-	21,139.0
5439000	2/16/2016	29.6	29.6	0.1459	4.32	5992	50.7883%	Fecal		CFU/100 mL	200	283.2	86400	-	21,139.0
5439000	7/29/2016	29.6	29.6	0.1459	4.32	5992	50.7883%	Fecal		CFU/100 mL	200	283.2	86400	-	21,139.0
5439000	4/29/2021	29.6	29.6	0.1459	4.32	5992	50.7883%	Fecal		CFU/100 mL	200	283.2	86400	-	21,139.0
5439000	11/29/2001	29.5	29.5	0.1459	4.31	6000	50.8561%	Fecal		CFU/100 mL	200	283.2	86400	-	21,067.6
5439000	2/4/2005	29.5	29.5	0.1459	4.31	6000	50.8561%	Fecal		CFU/100 mL	200	283.2	86400	-	21,067.6
5439000	2/23/2010	29.5	29.5	0.1459	4.31	6000	50.8561%	Fecal		CFU/100 mL	200	283.2	86400	-	21,067.6
5439000	3/1/2010	29.5	29.5	0.1459	4.31	6000	50.8561%	Fecal		CFU/100 mL	200	283.2	86400	-	21,067.6
5439000	5/6/2010	29.5	29.5	0.1459	4.31	6000	50.8561%	Fecal		CFU/100 mL	200	283.2	86400	-	21,067.6
5439000	11/14/2017	29.5	29.5	0.1459	4.31	6000	50.8561%	Fecal		CFU/100 mL	200	283.2	86400	-	21,067.6
5439000	12/25/2001	29.4	29.4	0.1459	4.29	6006	50.9069%	Fecal		CFU/100 mL	200	283.2	86400	-	20,996.2
5439000	3/22/2004	29.4	29.4	0.1459	4.29	6006	50.9069%	Fecal		CFU/100 mL	200	283.2	86400	-	20,996.2
5439000	11/9/2016	29.4	29.4	0.1459	4.29	6006	50.9069%	Fecal		CFU/100 mL	200	283.2	86400	-	20,996.2
5439000	12/23/2001	29.3	29.3	0.1459	4.28	6009	50.9324%	Fecal		CFU/100 mL	200	283.2	86400	-	20,924.8
5439000	4/4/2012	29.3	29.3	0.1459	4.28	6009	50.9324%	Fecal		CFU/100 mL	200	283.2	86400	-	20,924.8
5439000	5/29/2014	29.3	29.3	0.1459	4.28	6009	50.9324%	Fecal		CFU/100 mL	200	283.2	86400	-	20,924.8
5439000	5/2/2018	29.3	29.3	0.1459	4.28	6009	50.9324%	Fecal		CFU/100 mL	200	283.2	86400	-	20,924.8
5439000	11/28/2020	29.3	29.3	0.1459	4.28	6009	50.9324%	Fecal		CFU/100 mL	200	283.2	86400	-	20,924.8
5439000	7/9/1994	29.2	29.2	0.1459	4.26	6014	50.9747%	Fecal		CFU/100 mL	200	283.2	86400	-	20,853.4
5439000	12/21/2009	29.2	29.2	0.1459	4.26	6014	50.9747%	Fecal		CFU/100 mL	200	283.2	86400	-	20,853.4
5439000	12/22/2009	29.2	29.2	0.1459	4.26	6014	50.9747%	Fecal		CFU/100 mL	200	283.2	86400	-	20,853.4
5439000	8/13/2010	29.2	29.2	0.1459	4.26	6014	50.9747%	Fecal		CFU/100 mL	200	283.2	86400	-	20,853.4
5439000	5/25/2014	29.2	29.2	0.1459	4.26	6014	50.9747%	Fecal		CFU/100 mL	200	283.2	86400	-	20,853.4
5439000	7/23/2021	29.2	29.2	0.1459	4.26	6014	50.9747%	Fecal		CFU/100 mL	200	283.2	86400	-	20,853.4
5439000	9/8/2015	29.1	29.1	0.1459	4.25	6020	51.0256%	Fecal		CFU/100 mL	200	283.2	86400	-	20,781.9
5439000	12/14/2016	29.1	29.1	0.1459	4.25	6020	51.0256%	Fecal		CFU/100 mL	200	283.2	86400	-	20,781.9
5439000	1/29/2018	29.1	29.1	0.1459	4.25	6020	51.0256%	Fecal		CFU/100 mL	200	283.2	86400	-	20,781.9
5439000	6/8/2018	29.1	29.1	0.1459	4.25	6020	51.0256%	Fecal		CFU/100 mL	200	283.2	86400	-	20,781.9
5439000	1/21/1990	29	29	0.1459	4.23	6024	51.0595%	Fecal		CFU/100 mL	200	283.2	86400	-	20,710.5
5439000	7/28/1990	29	29	0.1459	4.23	6024	51.0595%	Fecal		CFU/100 mL	200	283.2	86400	-	20,710.5
5439000	11/25/1990	29	29	0.1459	4.23	6024	51.0595%	Fecal		CFU/100 mL	200	283.2	86400	-	20,710.5
5439000	1/7/1991	29	29	0.1459	4.23	6024	51.0595%	Fecal		CFU/100 mL	200	283.2	86400	-	20,710.5
5439000	1/9/1991	29	29	0.1459	4.23	6024	51.0595%	Fecal		CFU/100 mL	200	283.2	86400	-	20,710.5
5439000	2/10/1992	29	29	0.1459	4.23	6024	51.0595%	Fecal		CFU/100 mL	200	283.2	86400	-	20,710.5
5439000	5/16/1992	29	29	0.1459	4.23	6024	51.0595%	Fecal		CFU/100 mL	200	283.2	86400	-	20,710.5

Gage ID	Date	Discharge (CFS)	Gage Discharge (less Surrogate NPDES) (CFS)	Watershed Area Ratio	Calculated flow (CFS)	Rank	Flow Exceedance %	Parameter	Results	Units (mg or micro_gram	Limit/Standard	100mL/CF	sec/day	Actual Load (million colonies/day)	Allowable Load (million colonies/day)
5439000	9/26/1992	29	29	0.1459	4.23	6024	51.0595%	Fecal		CFU/100 mL	200	283.2	86400	-	20,710.5
5439000	9/28/1992	29	29	0.1459	4.23	6024	51.0595%	Fecal		CFU/100 mL	200	283.2	86400	-	20,710.5
5439000	2/28/1993	29	29	0.1459	4.23	6024	51.0595%	Fecal		CFU/100 mL	200	283.2	86400	-	20,710.5
5439000	3/1/1993	29	29	0.1459	4.23	6024	51.0595%	Fecal		CFU/100 mL	200	283.2	86400	-	20,710.5
5439000	11/29/1993	29	29	0.1459	4.23	6024	51.0595%	Fecal		CFU/100 mL	200	283.2	86400	-	20,710.5
5439000	4/7/1994	29	29	0.1459	4.23	6024	51.0595%	Fecal		CFU/100 mL	200	283.2	86400	-	20,710.5
5439000	3/6/1995	29	29	0.1459	4.23	6024	51.0595%	Fecal		CFU/100 mL	200	283.2	86400	-	20,710.5
5439000	11/5/1995	29	29	0.1459	4.23	6024	51.0595%	Fecal		CFU/100 mL	200	283.2	86400	-	20,710.5
5439000	7/10/1996	29	29	0.1459	4.23	6024	51.0595%	Fecal		CFU/100 mL	200	283.2	86400	-	20,710.5
5439000	6/9/1997	29	29	0.1459	4.23	6024	51.0595%	Fecal		CFU/100 mL	200	283.2	86400	-	20,710.5
5439000	6/30/1997	29	29	0.1459	4.23	6024	51.0595%	Fecal		CFU/100 mL	200	283.2	86400	-	20,710.5
5439000	7/5/1999	29	29	0.1459	4.23	6024	51.0595%	Fecal		CFU/100 mL	200	283.2	86400	-	20,710.5
5439000	5/27/2000	29	29	0.1459	4.23	6024	51.0595%	Fecal		CFU/100 mL	200	283.2	86400	-	20,710.5
5439000	5/28/2000	29	29	0.1459	4.23	6024	51.0595%	Fecal		CFU/100 mL	200	283.2	86400	-	20,710.5
5439000	4/15/2004	29	29	0.1459	4.23	6024	51.0595%	Fecal		CFU/100 mL	200	283.2	86400	-	20,710.5
5439000	3/24/2005	29	29	0.1459	4.23	6024	51.0595%	Fecal		CFU/100 mL	200	283.2	86400	-	20,710.5
5439000	2/8/2008	29	29	0.1459	4.23	6024	51.0595%	Fecal		CFU/100 mL	200	283.2	86400	-	20,710.5
5439000	2/26/2008	29	29	0.1459	4.23	6024	51.0595%	Fecal		CFU/100 mL	200	283.2	86400	-	20,710.5
5439000	8/12/2010	29	29	0.1459	4.23	6024	51.0595%	Fecal		CFU/100 mL	200	283.2	86400	-	20,710.5
5439000	10/31/2015	29	29	0.1459	4.23	6024	51.0595%	Fecal		CFU/100 mL	200	283.2	86400	-	20,710.5
5439000	12/15/2020	29	29	0.1459	4.23	6024	51.0595%	Fecal		CFU/100 mL	200	283.2	86400	-	20,710.5
5439000	7/9/2004	28.9	28.9	0.1459	4.22	6052	51.2968%	Fecal		CFU/100 mL	200	283.2	86400	-	20,639.1
5439000	2/13/2016	28.9	28.9	0.1459	4.22	6052	51.2968%	Fecal		CFU/100 mL	200	283.2	86400	-	20,639.1
5439000	7/11/2017	28.9	28.9	0.1459	4.22	6052	51.2968%	Fecal		CFU/100 mL	200	283.2	86400	-	20,639.1
5439000	6/4/2006	28.8	28.8	0.1459	4.20	6055	51.3223%	Fecal		CFU/100 mL	200	283.2	86400	-	20,567.7
5439000	2/26/2010	28.8	28.8	0.1459	4.20	6055	51.3223%	Fecal		CFU/100 mL	200	283.2	86400	-	20,567.7
5439000	11/25/2014	28.8	28.8	0.1459	4.20	6055	51.3223%	Fecal		CFU/100 mL	200	283.2	86400	-	20,567.7
5439000	12/1/2014	28.8	28.8	0.1459	4.20	6055	51.3223%	Fecal		CFU/100 mL	200	283.2	86400	-	20,567.7
5439000	11/9/1993	28.7	28.7	0.1459	4.19	6059	51.3562%	Fecal		CFU/100 mL	200	283.2	86400	-	20,496.3
5439000	4/23/2005	28.7	28.7	0.1459	4.19	6059	51.3562%	Fecal		CFU/100 mL	200	283.2	86400	-	20,496.3
5439000	5/24/2013	28.7	28.7	0.1459	4.19	6059	51.3562%	Fecal		CFU/100 mL	200	283.2	86400	-	20,496.3
5439000	12/2/2014	28.7	28.7	0.1459	4.19	6059	51.3562%	Fecal		CFU/100 mL	200	283.2	86400	-	20,496.3
5439000	7/3/2016	28.7	28.7	0.1459	4.19	6059	51.3562%	Fecal		CFU/100 mL	200	283.2	86400	-	20,496.3
5439000	12/18/2016	28.7	28.7	0.1459	4.19	6059	51.3562%	Fecal		CFU/100 mL	200	283.2	86400	-	20,496.3
5439000	3/23/2018	28.7	28.7	0.1459	4.19	6059	51.3562%	Fecal		CFU/100 mL	200	283.2	86400	-	20,496.3
5439000	4/27/2012	28.6	28.6	0.1459	4.17	6066	51.4155%	Fecal		CFU/100 mL	200	283.2	86400	-	20,424.9
5439000	8/22/2013	28.6	28.6	0.1459	4.17	6066	51.4155%	Fecal		CFU/100 mL	200	283.2	86400	-	20,424.9
5439000	6/7/2021	28.6	28.6	0.1459	4.17	6066	51.4155%	Fecal		CFU/100 mL	200	283.2	86400	-	20,424.9
5439000	11/11/1993	28.5	28.5	0.1459	4.16	6069	51.4409%	Fecal		CFU/100 mL	200	283.2	86400	-	20,353.4
5439000	4/16/1994	28.5	28.5	0.1459	4.16	6069	51.4409%	Fecal		CFU/100 mL	200	283.2	86400	-	20,353.4
5439000	10/31/2001	28.5	28.5	0.1459	4.16	6069	51.4409%	Fecal		CFU/100 mL	200	283.2	86400	-	20,353.4
5439000	7/10/2004	28.5	28.5	0.1459	4.16	6069	51.4409%	Fecal		CFU/100 mL	200	283.2	86400	-	20,353.4
5439000	6/6/2012	28.5	28.5	0.1459	4.16	6069	51.4409%	Fecal		CFU/100 mL	200	283.2	86400	-	20,353.4
5439000	4/5/2013	28.5	28.5	0.1459	4.16	6069	51.4409%	Fecal		CFU/100 mL	200	283.2	86400	-	20,353.4
5439000	2/17/2016	28.5	28.5	0.1459	4.16	6069	51.4409%	Fecal		CFU/100 mL	200	283.2	86400	-	20,353.4
5439000	5/22/2005	28.4	28.4	0.1459	4.14	6076	51.5003%	Fecal		CFU/100 mL	200	283.2	86400	-	20,282.0
5439000	9/1/2009	28.4	28.4	0.1459	4.14	6076	51.5003%	Fecal		CFU/100 mL	200	283.2	86400	-	20,282.0
5439000	12/24/2016	28.4	28.4	0.1459	4.14	6076	51.5003%	Fecal		CFU/100 mL	200	283.2	86400	-	20,282.0
5439000	3/22/2005	28.3	28.3	0.1459	4.13	6079	51.5257%	Fecal		CFU/100 mL	200	283.2	86400	-	20,210.6
5439000	1/24/2007	28.3	28.3	0.1459	4.13	6079	51.5257%	Fecal		CFU/100 mL	200	283.2	86400	-	20,210.6
5439000	7/5/2007	28.3	28.3	0.1459	4.13	6079	51.5257%	Fecal		CFU/100 mL	200	283.2	86400	-	20,210.6
5439000	8/18/2009	28.3	28.3	0.1459	4.13	6079	51.5257%	Fecal		CFU/100 mL	200	283.2	86400	-	20,210.6
5439000	10/16/2018	28.3	28.3	0.1459	4.13	6079	51.5257%	Fecal		CFU/100 mL	200	283.2	86400	-	20,210.6
5439000	2/29/2016	28.2	28.2	0.1459	4.12	6084	51.5681%	Fecal		CFU/100 mL	200	283.2	86400	-	20,139.2
5439000	7/11/2016	28.2	28.2	0.1459	4.12	6084	51.5681%	Fecal		CFU/100 mL	200	283.2	86400	-	20,139.2
5439000	4/16/2004	28.1	28.1	0.1459	4.10	6086	51.5850%	Fecal		CFU/100 mL	200	283.2	86400	-	20,067.8
5439000	6/29/2007	28.1	28.1	0.1459	4.10	6086	51.5850%	Fecal		CFU/100 mL	200	283.2	86400	-	20,067.8
5439000	6/27/2008	28.1	28.1	0.1459	4.10	6086	51.5850%	Fecal		CFU/100 mL	200	283.2	86400	-	20,067.8
5439000	12/10/2009	28.1	28.1	0.1459	4.10	6086	51.5850%	Fecal		CFU/100 mL	200	283.2	86400	-	20,067.8
5439000	4/5/2012	28.1	28.1	0.1459	4.10	6086	51.5850%	Fecal		CFU/100 mL	200	283.2	86400	-	20,067.8
5439000	12/24/2018	28.1	28.1	0.1459	4.10	6086	51.5850%	Fecal		CFU/100 mL	200	283.2	86400	-	20,067.8
5439000	1/6/1990	28	28	0.1459	4.09	6092	51.6359%	Fecal		CFU/100 mL	200	283.2	86400	-	19,996.4
5439000	7/17/1990	28	28	0.1459	4.09	6092	51.6359%	Fecal		CFU/100 mL	200	283.2	86400	-	19,996.4
5439000	8/16/1990	28	28	0.1459	4.09	6092	51.6359%	Fecal		CFU/100 mL	200	283.2	86400	-	19,996.4
5439000	10/21/1990	28	28	0.1459	4.09	6092	51.6359%	Fecal		CFU/100 mL	200	283.2	86400	-	19,996.4
5439000	1/12/1991	28	28	0.1459	4.09	6092	51.6359%	Fecal		CFU/100 mL	200	283.2	86400	-	19,996.4
5439000	1/15/1991	28	28	0.1459	4.09	6092	51.6359%	Fecal		CFU/100 mL	200	283.2	86400	-	19,996.4
5439000	6/30/1991	28	28	0.1459	4.09	6092	51.6359%	Fecal		CFU/100 mL	200	283.2	86400	-	19,996.4
5439000	2/11/1992	28	28	0.1459	4.09	6092	51.6359%	Fecal		CFU/100 mL	200	283.2	86400	-	19,996.4
5439000	2/17/1992	28	28	0.1459	4.09	6092	51.6359%	Fecal		CFU/100 mL	200	283.2	86400	-	19,996.4
5439000	5/17/1992	28	28	0.1459	4.09	6092	51.6359%	Fecal		CFU/100 mL	200	283.2	86400	-	19,996.4
5439000	3/7/1995	28	28	0.1459	4.09	6092	51.6359%	Fecal		CFU/100 mL	200	283.2	86400	-	19,996.4
5439000	7/11/1995	28	28	0.1459	4.09	6092	51.6359%	Fecal		CFU/100 mL	200	283.2	86400	-	19,996.4
5439000	9/7/1995	28	28	0.1459	4.09	6092	51.6359%	Fecal		CFU/100 mL	200	283.2	86400	-	19,996.4
5439000	11/30/1995	28	28	0.1459	4.09	6092	51.6359%	Fecal		CFU/100 mL	200	283.2	86400	-	19,996.4
5439000	12/8/1995	28	28	0.1459	4.09	6092	51.6359%	Fecal		CFU/100 mL	200	283.2	86400	-	19,996.4
5439000	2/9/1996	28	28	0.1459	4.09	6092	51.6359%	Fecal		CFU/100 mL	200	283.2	86400	-	19,996.4
5439000	4/22/1996	28	28	0.1459	4.09	6092	51.6359%	Fecal		CFU/100 mL	200	283.2	86400	-	19,996.4
5439000	5/4/1996	28	28	0.1459	4.09	6092	51.6359%	Fecal		CFU/100 mL	200	283.2	86400	-	19,996.4
5439000	7/13/1996	28	28	0.1459	4.09	6092	51.6359%	Fecal		CFU/100 mL	200	283.2	86400	-	19,996.4
5439000	12/11/1996	28	28	0.1459	4.09	6092	51.6359%	Fecal		CFU/100 mL	200	283.2	86400	-	19,996.4
5439000	7/1/1997	28	28	0.1459	4.09	6092	51.6359%	Fecal		CFU/100 mL	200	283.2	86400	-	19,996.4
5439000	1/21/1998	28	28	0.1459	4.09	6092	51.6359%	Fecal		CFU/100 mL	200	283.2	86400	-	19,996.4
5439000	11/5/1998	28	28	0.1459	4.09	6092	51.6359%	Fecal		CFU/100 mL	200	283.2	86400	-	19,996.4
5439000	11/29/1998	28	28	0.1459	4.09	6092	51.6359%	Fecal		CFU/100 mL	200	283.2	86400	-	19,996.4
5439000	3/19/2000	28	28	0.1459	4.09	6092	51.6359%	Fecal		CFU/100 mL	200	283.2	86400	-	19,996.4
5439000	5/25/2000	28	28	0.1459	4.09	6092	51.6359%	Fecal		CFU/100 mL	200	283.2	86400	-	19,996.4
5439000	11/17/2000	28	28	0.1459	4.09	6092	51.6359%	Fecal		CFU/100 mL	200	283.2	86400	-	19,996.4
5439000	1/29/2001	28	28	0.1459	4.09	6092	51.6359%	Fecal		CFU/100 mL	200	283.2	86400	-	19,996.4
5439000	5/17/2001	28	28	0.1459	4.09	6092	51.6359%	Fecal		CFU/100 mL	200	283.2	86400	-	19,996.4

Gage ID	Date	Discharge (CFS)	Gage Discharge (less Surrogate NPDES) (CFS)	Watershed Area Ratio	Calculated flow (CFS)	Rank	Flow Exceedance %	Parameter	Results	Units (mg or micro_gram	Limit/Standard	100mL/CF	sec/day	Actual Load (million colonies/day)	Allowable Load (million colonies/day)
5439000	5/18/2001	28	28	0.1459	4.09	6092	51.6359%	Fecal		CFU/100 mL	200	283.2	86400	-	19,996.4
5439000	5/22/2001	28	28	0.1459	4.09	6092	51.6359%	Fecal		CFU/100 mL	200	283.2	86400	-	19,996.4
5439000	6/13/2007	28	28	0.1459	4.09	6092	51.6359%	Fecal		CFU/100 mL	200	283.2	86400	-	19,996.4
5439000	2/5/2008	28	28	0.1459	4.09	6092	51.6359%	Fecal		CFU/100 mL	200	283.2	86400	-	19,996.4
5439000	2/6/2008	28	28	0.1459	4.09	6092	51.6359%	Fecal		CFU/100 mL	200	283.2	86400	-	19,996.4
5439000	2/27/2008	28	28	0.1459	4.09	6092	51.6359%	Fecal		CFU/100 mL	200	283.2	86400	-	19,996.4
5439000	7/13/2009	28	28	0.1459	4.09	6092	51.6359%	Fecal		CFU/100 mL	200	283.2	86400	-	19,996.4
5439000	12/15/2016	28	28	0.1459	4.09	6092	51.6359%	Fecal		CFU/100 mL	200	283.2	86400	-	19,996.4
5439000	12/1/1993	27.9	27.9	0.1459	4.07	6129	51.9495%	Fecal		CFU/100 mL	200	283.2	86400	-	19,925.0
5439000	6/10/2010	27.9	27.9	0.1459	4.07	6129	51.9495%	Fecal		CFU/100 mL	200	283.2	86400	-	19,925.0
5439000	9/29/2011	27.9	27.9	0.1459	4.07	6129	51.9495%	Fecal		CFU/100 mL	200	283.2	86400	-	19,925.0
5439000	7/17/2013	27.9	27.9	0.1459	4.07	6129	51.9495%	Fecal		CFU/100 mL	200	283.2	86400	-	19,925.0
5439000	12/10/2017	27.9	27.9	0.1459	4.07	6129	51.9495%	Fecal		CFU/100 mL	200	283.2	86400	-	19,925.0
5439000	5/2/2021	27.9	27.9	0.1459	4.07	6129	51.9495%	Fecal		CFU/100 mL	200	283.2	86400	-	19,925.0
5439000	6/10/2021	27.9	27.9	0.1459	4.07	6129	51.9495%	Fecal		CFU/100 mL	200	283.2	86400	-	19,925.0
5439000	12/14/2007	27.8	27.8	0.1459	4.06	6136	52.0088%	Fecal		CFU/100 mL	200	283.2	86400	-	19,853.5
5439000	5/26/2013	27.8	27.8	0.1459	4.06	6136	52.0088%	Fecal		CFU/100 mL	200	283.2	86400	-	19,853.5
5439000	12/16/2016	27.8	27.8	0.1459	4.06	6136	52.0088%	Fecal		CFU/100 mL	200	283.2	86400	-	19,853.5
5439000	3/10/2022	27.8	27.8	0.1459	4.06	6136	52.0088%	Fecal		CFU/100 mL	200	283.2	86400	-	19,853.5
5439000	4/8/1994	27.7	27.7	0.1459	4.04	6140	52.0427%	Fecal		CFU/100 mL	200	283.2	86400	-	19,782.1
5439000	4/8/2006	27.7	27.7	0.1459	4.04	6140	52.0427%	Fecal		CFU/100 mL	200	283.2	86400	-	19,782.1
5439000	10/3/2006	27.7	27.7	0.1459	4.04	6140	52.0427%	Fecal		CFU/100 mL	200	283.2	86400	-	19,782.1
5439000	2/27/2010	27.7	27.7	0.1459	4.04	6140	52.0427%	Fecal		CFU/100 mL	200	283.2	86400	-	19,782.1
5439000	10/17/2012	27.7	27.7	0.1459	4.04	6140	52.0427%	Fecal		CFU/100 mL	200	283.2	86400	-	19,782.1
5439000	5/27/2014	27.7	27.7	0.1459	4.04	6140	52.0427%	Fecal		CFU/100 mL	200	283.2	86400	-	19,782.1
5439000	12/25/2019	27.7	27.7	0.1459	4.04	6140	52.0427%	Fecal		CFU/100 mL	200	283.2	86400	-	19,782.1
5439000	11/10/1993	27.6	27.6	0.1459	4.03	6147	52.1021%	Fecal		CFU/100 mL	200	283.2	86400	-	19,710.7
5439000	12/11/2004	27.6	27.6	0.1459	4.03	6147	52.1021%	Fecal		CFU/100 mL	200	283.2	86400	-	19,710.7
5439000	6/14/2007	27.6	27.6	0.1459	4.03	6147	52.1021%	Fecal		CFU/100 mL	200	283.2	86400	-	19,710.7
5439000	12/24/2019	27.6	27.6	0.1459	4.03	6147	52.1021%	Fecal		CFU/100 mL	200	283.2	86400	-	19,710.7
5439000	2/15/2016	27.5	27.5	0.1459	4.01	6151	52.1360%	Fecal		CFU/100 mL	200	283.2	86400	-	19,639.3
5439000	11/10/2016	27.5	27.5	0.1459	4.01	6151	52.1360%	Fecal		CFU/100 mL	200	283.2	86400	-	19,639.3
5439000	1/10/2017	27.5	27.5	0.1459	4.01	6151	52.1360%	Fecal		CFU/100 mL	200	283.2	86400	-	19,639.3
5439000	9/19/2007	27.4	27.4	0.1459	4.00	6154	52.1614%	Fecal		CFU/100 mL	200	283.2	86400	-	19,567.9
5439000	7/7/2008	27.4	27.4	0.1459	4.00	6154	52.1614%	Fecal		CFU/100 mL	200	283.2	86400	-	19,567.9
5439000	2/26/2016	27.4	27.4	0.1459	4.00	6154	52.1614%	Fecal		CFU/100 mL	200	283.2	86400	-	19,567.9
5439000	2/27/2016	27.4	27.4	0.1459	4.00	6154	52.1614%	Fecal		CFU/100 mL	200	283.2	86400	-	19,567.9
5439000	7/30/2016	27.4	27.4	0.1459	4.00	6154	52.1614%	Fecal		CFU/100 mL	200	283.2	86400	-	19,567.9
5439000	5/4/2021	27.4	27.4	0.1459	4.00	6154	52.1614%	Fecal		CFU/100 mL	200	283.2	86400	-	19,567.9
5439000	2/10/2010	27.3	27.3	0.1459	3.98	6160	52.2122%	Fecal		CFU/100 mL	200	283.2	86400	-	19,496.5
5439000	7/10/2010	27.3	27.3	0.1459	3.98	6160	52.2122%	Fecal		CFU/100 mL	200	283.2	86400	-	19,496.5
5439000	4/9/1994	27.2	27.2	0.1459	3.97	6162	52.2292%	Fecal		CFU/100 mL	200	283.2	86400	-	19,425.0
5439000	7/7/2004	27.2	27.2	0.1459	3.97	6162	52.2292%	Fecal		CFU/100 mL	200	283.2	86400	-	19,425.0
5439000	3/21/2005	27.2	27.2	0.1459	3.97	6162	52.2292%	Fecal		CFU/100 mL	200	283.2	86400	-	19,425.0
5439000	6/23/2006	27.2	27.2	0.1459	3.97	6162	52.2292%	Fecal		CFU/100 mL	200	283.2	86400	-	19,425.0
5439000	6/7/2012	27.2	27.2	0.1459	3.97	6162	52.2292%	Fecal		CFU/100 mL	200	283.2	86400	-	19,425.0
5439000	12/19/2016	27.2	27.2	0.1459	3.97	6162	52.2292%	Fecal		CFU/100 mL	200	283.2	86400	-	19,425.0
5439000	12/23/2016	27.2	27.2	0.1459	3.97	6162	52.2292%	Fecal		CFU/100 mL	200	283.2	86400	-	19,425.0
5439000	7/17/2018	27.2	27.2	0.1459	3.97	6162	52.2292%	Fecal		CFU/100 mL	200	283.2	86400	-	19,425.0
5439000	7/21/2020	27.2	27.2	0.1459	3.97	6162	52.2292%	Fecal		CFU/100 mL	200	283.2	86400	-	19,425.0
5439000	11/17/1993	27.1	27.1	0.1459	3.95	6171	52.3055%	Fecal		CFU/100 mL	200	283.2	86400	-	19,353.6
5439000	5/10/2008	27.1	27.1	0.1459	3.95	6171	52.3055%	Fecal		CFU/100 mL	200	283.2	86400	-	19,353.6
5439000	12/20/2016	27.1	27.1	0.1459	3.95	6171	52.3055%	Fecal		CFU/100 mL	200	283.2	86400	-	19,353.6
5439000	12/21/2016	27.1	27.1	0.1459	3.95	6171	52.3055%	Fecal		CFU/100 mL	200	283.2	86400	-	19,353.6
5439000	12/22/2016	27.1	27.1	0.1459	3.95	6171	52.3055%	Fecal		CFU/100 mL	200	283.2	86400	-	19,353.6
5439000	3/26/2018	27.1	27.1	0.1459	3.95	6171	52.3055%	Fecal		CFU/100 mL	200	283.2	86400	-	19,353.6
5439000	7/18/1990	27	27	0.1459	3.94	6177	52.3563%	Fecal		CFU/100 mL	200	283.2	86400	-	19,282.2
5439000	8/30/1990	27	27	0.1459	3.94	6177	52.3563%	Fecal		CFU/100 mL	200	283.2	86400	-	19,282.2
5439000	1/10/1991	27	27	0.1459	3.94	6177	52.3563%	Fecal		CFU/100 mL	200	283.2	86400	-	19,282.2
5439000	1/14/1991	27	27	0.1459	3.94	6177	52.3563%	Fecal		CFU/100 mL	200	283.2	86400	-	19,282.2
5439000	6/23/1991	27	27	0.1459	3.94	6177	52.3563%	Fecal		CFU/100 mL	200	283.2	86400	-	19,282.2
5439000	11/25/1991	27	27	0.1459	3.94	6177	52.3563%	Fecal		CFU/100 mL	200	283.2	86400	-	19,282.2
5439000	2/13/1992	27	27	0.1459	3.94	6177	52.3563%	Fecal		CFU/100 mL	200	283.2	86400	-	19,282.2
5439000	5/23/1992	27	27	0.1459	3.94	6177	52.3563%	Fecal		CFU/100 mL	200	283.2	86400	-	19,282.2
5439000	8/1/1992	27	27	0.1459	3.94	6177	52.3563%	Fecal		CFU/100 mL	200	283.2	86400	-	19,282.2
5439000	8/3/1992	27	27	0.1459	3.94	6177	52.3563%	Fecal		CFU/100 mL	200	283.2	86400	-	19,282.2
5439000	9/17/1992	27	27	0.1459	3.94	6177	52.3563%	Fecal		CFU/100 mL	200	283.2	86400	-	19,282.2
5439000	9/23/1992	27	27	0.1459	3.94	6177	52.3563%	Fecal		CFU/100 mL	200	283.2	86400	-	19,282.2
5439000	1/5/1994	27	27	0.1459	3.94	6177	52.3563%	Fecal		CFU/100 mL	200	283.2	86400	-	19,282.2
5439000	2/17/1995	27	27	0.1459	3.94	6177	52.3563%	Fecal		CFU/100 mL	200	283.2	86400	-	19,282.2
5439000	2/18/1995	27	27	0.1459	3.94	6177	52.3563%	Fecal		CFU/100 mL	200	283.2	86400	-	19,282.2
5439000	12/2/1995	27	27	0.1459	3.94	6177	52.3563%	Fecal		CFU/100 mL	200	283.2	86400	-	19,282.2
5439000	12/5/1995	27	27	0.1459	3.94	6177	52.3563%	Fecal		CFU/100 mL	200	283.2	86400	-	19,282.2
5439000	1/18/1996	27	27	0.1459	3.94	6177	52.3563%	Fecal		CFU/100 mL	200	283.2	86400	-	19,282.2
5439000	2/29/1996	27	27	0.1459	3.94	6177	52.3563%	Fecal		CFU/100 mL	200	283.2	86400	-	19,282.2
5439000	7/12/1996	27	27	0.1459	3.94	6177	52.3563%	Fecal		CFU/100 mL	200	283.2	86400	-	19,282.2
5439000	7/15/1996	27	27	0.1459	3.94	6177	52.3563%	Fecal		CFU/100 mL	200	283.2	86400	-	19,282.2
5439000	6/10/1997	27	27	0.1459	3.94	6177	52.3563%	Fecal		CFU/100 mL	200	283.2	86400	-	19,282.2
5439000	6/18/1997	27	27	0.1459	3.94	6177	52.3563%	Fecal		CFU/100 mL	200	283.2	86400	-	19,282.2
5439000	7/16/1998	27	27	0.1459	3.94	6177	52.3563%	Fecal		CFU/100 mL	200	283.2	86400	-	19,282.2
5439000	11/27/1998	27	27	0.1459	3.94	6177	52.3563%	Fecal		CFU/100 mL	200	283.2	86400	-	19,282.2
5439000	11/28/1998	27	27	0.1459	3.94	6177	52.3563%	Fecal		CFU/100 mL	200	283.2	86400	-	19,282.2
5439000	12/21/1998	27	27	0.1459	3.94	6177	52.3563%	Fecal		CFU/100 mL	200	283.2	86400	-	19,282.2
5439000	7/6/1999	27	27	0.1459	3.94	6177	52.3563%	Fecal		CFU/100 mL	200	283.2	86400	-	19,282.2
5439000	3/16/2000	27	27	0.1459	3.94	6177	52.3563%	Fecal		CFU/100 mL	200	283.2	86400	-	19,282.2
5439000	7/21/2000	27	27	0.1459	3.94	6177	52.3563%	Fecal		CFU/100 mL	200	283.2	86400	-	19,282.2
5439000	9/12/2000	27	27	0.1459	3.94	6177	52.3563%	Fecal		CFU/100 mL	200	283.2	86400	-	19,282.2
5439000	5/24/2001	27	27	0.1459	3.94	6177	52.3563%	Fecal		CFU/100 mL	200	283.2	86400	-	19,282.2
5439000	6/26/2001	27	27	0.1459	3.94	6177	52.3563%	Fecal		CFU/100 mL	200	283.2	86400	-	19,282.2
5439000	12/3/2001	27	27	0.1459	3.94	6177	52.3563%	Fecal		CFU/100 mL	200	283.2	86400	-	19,282.2

Gage ID	Date	Discharge (CFS)	Gage Discharge (less Surrogate NPDES) (CFS)	Watershed Area Ratio	Calculated flow (CFS)	Rank	Flow Exceedance %	Parameter	Results	Units (mg or micro_gram	Limit/Standard	100mL/CF	sec/day	Actual Load (million colonies/day)	Allowable Load (million colonies/day)
5439000	2/11/2010	27	27	0.1459	3.94	6177	52.3563%	Fecal		CFU/100 mL	200	283.2	86400	-	19,282.2
5439000	7/7/2011	27	27	0.1459	3.94	6177	52.3563%	Fecal		CFU/100 mL	200	283.2	86400	-	19,282.2
5439000	11/16/1993	26.9	26.9	0.1459	3.93	6213	52.6615%	Fecal		CFU/100 mL	200	283.2	86400	-	19,210.8
5439000	12/20/2001	26.9	26.9	0.1459	3.93	6213	52.6615%	Fecal		CFU/100 mL	200	283.2	86400	-	19,210.8
5439000	10/16/2007	26.9	26.9	0.1459	3.93	6213	52.6615%	Fecal		CFU/100 mL	200	283.2	86400	-	19,210.8
5439000	2/10/2008	26.9	26.9	0.1459	3.93	6213	52.6615%	Fecal		CFU/100 mL	200	283.2	86400	-	19,210.8
5439000	4/6/2013	26.9	26.9	0.1459	3.93	6213	52.6615%	Fecal		CFU/100 mL	200	283.2	86400	-	19,210.8
5439000	8/24/2002	26.8	26.8	0.1459	3.91	6218	52.7038%	Fecal		CFU/100 mL	200	283.2	86400	-	19,139.4
5439000	9/11/2006	26.8	26.8	0.1459	3.91	6218	52.7038%	Fecal		CFU/100 mL	200	283.2	86400	-	19,139.4
5439000	2/12/2010	26.8	26.8	0.1459	3.91	6218	52.7038%	Fecal		CFU/100 mL	200	283.2	86400	-	19,139.4
5439000	2/14/2016	26.8	26.8	0.1459	3.91	6218	52.7038%	Fecal		CFU/100 mL	200	283.2	86400	-	19,139.4
5439000	11/11/2016	26.8	26.8	0.1459	3.91	6218	52.7038%	Fecal		CFU/100 mL	200	283.2	86400	-	19,139.4
5439000	12/15/2003	26.7	26.7	0.1459	3.90	6223	52.7462%	Fecal		CFU/100 mL	200	283.2	86400	-	19,068.0
5439000	4/8/2005	26.7	26.7	0.1459	3.90	6223	52.7462%	Fecal		CFU/100 mL	200	283.2	86400	-	19,068.0
5439000	1/24/2009	26.7	26.7	0.1459	3.90	6223	52.7462%	Fecal		CFU/100 mL	200	283.2	86400	-	19,068.0
5439000	12/12/2017	26.7	26.7	0.1459	3.90	6223	52.7462%	Fecal		CFU/100 mL	200	283.2	86400	-	19,068.0
5439000	6/12/2007	26.6	26.6	0.1459	3.88	6227	52.7801%	Fecal		CFU/100 mL	200	283.2	86400	-	18,996.6
5439000	2/13/2010	26.6	26.6	0.1459	3.88	6227	52.7801%	Fecal		CFU/100 mL	200	283.2	86400	-	18,996.6
5439000	2/16/2010	26.6	26.6	0.1459	3.88	6227	52.7801%	Fecal		CFU/100 mL	200	283.2	86400	-	18,996.6
5439000	2/21/2010	26.6	26.6	0.1459	3.88	6227	52.7801%	Fecal		CFU/100 mL	200	283.2	86400	-	18,996.6
5439000	5/25/2013	26.6	26.6	0.1459	3.88	6227	52.7801%	Fecal		CFU/100 mL	200	283.2	86400	-	18,996.6
5439000	11/24/2018	26.6	26.6	0.1459	3.88	6227	52.7801%	Fecal		CFU/100 mL	200	283.2	86400	-	18,996.6
5439000	11/18/1993	26.5	26.5	0.1459	3.87	6233	52.8310%	Fecal		CFU/100 mL	200	283.2	86400	-	18,925.1
5439000	2/14/2010	26.5	26.5	0.1459	3.87	6233	52.8310%	Fecal		CFU/100 mL	200	283.2	86400	-	18,925.1
5439000	6/11/2010	26.5	26.5	0.1459	3.87	6233	52.8310%	Fecal		CFU/100 mL	200	283.2	86400	-	18,925.1
5439000	2/20/2014	26.5	26.5	0.1459	3.87	6233	52.8310%	Fecal		CFU/100 mL	200	283.2	86400	-	18,925.1
5439000	10/20/2014	26.5	26.5	0.1459	3.87	6233	52.8310%	Fecal		CFU/100 mL	200	283.2	86400	-	18,925.1
5439000	4/5/2018	26.5	26.5	0.1459	3.87	6233	52.8310%	Fecal		CFU/100 mL	200	283.2	86400	-	18,925.1
5439000	12/26/2019	26.5	26.5	0.1459	3.87	6233	52.8310%	Fecal		CFU/100 mL	200	283.2	86400	-	18,925.1
5439000	6/19/2021	26.5	26.5	0.1459	3.87	6233	52.8310%	Fecal		CFU/100 mL	200	283.2	86400	-	18,925.1
5439000	12/22/2001	26.4	26.4	0.1459	3.85	6241	52.8988%	Fecal		CFU/100 mL	200	283.2	86400	-	18,853.7
5439000	6/26/2007	26.4	26.4	0.1459	3.85	6241	52.8988%	Fecal		CFU/100 mL	200	283.2	86400	-	18,853.7
5439000	2/17/2010	26.4	26.4	0.1459	3.85	6241	52.8988%	Fecal		CFU/100 mL	200	283.2	86400	-	18,853.7
5439000	4/9/2012	26.4	26.4	0.1459	3.85	6241	52.8988%	Fecal		CFU/100 mL	200	283.2	86400	-	18,853.7
5439000	4/14/2012	26.4	26.4	0.1459	3.85	6241	52.8988%	Fecal		CFU/100 mL	200	283.2	86400	-	18,853.7
5439000	11/10/2018	26.4	26.4	0.1459	3.85	6241	52.8988%	Fecal		CFU/100 mL	200	283.2	86400	-	18,853.7
5439000	11/25/1993	26.3	26.3	0.1459	3.84	6247	52.9497%	Fecal		CFU/100 mL	200	283.2	86400	-	18,782.3
5439000	7/8/2011	26.3	26.3	0.1459	3.84	6247	52.9497%	Fecal		CFU/100 mL	200	283.2	86400	-	18,782.3
5439000	4/6/2012	26.3	26.3	0.1459	3.84	6247	52.9497%	Fecal		CFU/100 mL	200	283.2	86400	-	18,782.3
5439000	3/1/2016	26.3	26.3	0.1459	3.84	6247	52.9497%	Fecal		CFU/100 mL	200	283.2	86400	-	18,782.3
5439000	3/2/2016	26.3	26.3	0.1459	3.84	6247	52.9497%	Fecal		CFU/100 mL	200	283.2	86400	-	18,782.3
5439000	7/5/2017	26.3	26.3	0.1459	3.84	6247	52.9497%	Fecal		CFU/100 mL	200	283.2	86400	-	18,782.3
5439000	7/26/2008	26.2	26.2	0.1459	3.82	6253	53.0005%	Fecal		CFU/100 mL	200	283.2	86400	-	18,710.9
5439000	11/29/2008	26.2	26.2	0.1459	3.82	6253	53.0005%	Fecal		CFU/100 mL	200	283.2	86400	-	18,710.9
5439000	2/15/2010	26.2	26.2	0.1459	3.82	6253	53.0005%	Fecal		CFU/100 mL	200	283.2	86400	-	18,710.9
5439000	7/6/2017	26.2	26.2	0.1459	3.82	6253	53.0005%	Fecal		CFU/100 mL	200	283.2	86400	-	18,710.9
5439000	12/2/2001	26.1	26.1	0.1459	3.81	6257	53.0344%	Fecal		CFU/100 mL	200	283.2	86400	-	18,639.5
5439000	12/5/2001	26.1	26.1	0.1459	3.81	6257	53.0344%	Fecal		CFU/100 mL	200	283.2	86400	-	18,639.5
5439000	5/18/2007	26.1	26.1	0.1459	3.81	6257	53.0344%	Fecal		CFU/100 mL	200	283.2	86400	-	18,639.5
5439000	2/24/2010	26.1	26.1	0.1459	3.81	6257	53.0344%	Fecal		CFU/100 mL	200	283.2	86400	-	18,639.5
5439000	4/8/2012	26.1	26.1	0.1459	3.81	6257	53.0344%	Fecal		CFU/100 mL	200	283.2	86400	-	18,639.5
5439000	5/26/2014	26.1	26.1	0.1459	3.81	6257	53.0344%	Fecal		CFU/100 mL	200	283.2	86400	-	18,639.5
5439000	7/4/2016	26.1	26.1	0.1459	3.81	6257	53.0344%	Fecal		CFU/100 mL	200	283.2	86400	-	18,639.5
5439000	12/25/2018	26.1	26.1	0.1459	3.81	6257	53.0344%	Fecal		CFU/100 mL	200	283.2	86400	-	18,639.5
5439000	8/12/2019	26.1	26.1	0.1459	3.81	6257	53.0344%	Fecal		CFU/100 mL	200	283.2	86400	-	18,639.5
5439000	8/9/1990	26	26	0.1459	3.79	6266	53.1107%	Fecal		CFU/100 mL	200	283.2	86400	-	18,568.1
5439000	10/11/1990	26	26	0.1459	3.79	6266	53.1107%	Fecal		CFU/100 mL	200	283.2	86400	-	18,568.1
5439000	1/16/1991	26	26	0.1459	3.79	6266	53.1107%	Fecal		CFU/100 mL	200	283.2	86400	-	18,568.1
5439000	1/18/1991	26	26	0.1459	3.79	6266	53.1107%	Fecal		CFU/100 mL	200	283.2	86400	-	18,568.1
5439000	1/19/1991	26	26	0.1459	3.79	6266	53.1107%	Fecal		CFU/100 mL	200	283.2	86400	-	18,568.1
5439000	1/23/1991	26	26	0.1459	3.79	6266	53.1107%	Fecal		CFU/100 mL	200	283.2	86400	-	18,568.1
5439000	2/28/1991	26	26	0.1459	3.79	6266	53.1107%	Fecal		CFU/100 mL	200	283.2	86400	-	18,568.1
5439000	5/18/1992	26	26	0.1459	3.79	6266	53.1107%	Fecal		CFU/100 mL	200	283.2	86400	-	18,568.1
5439000	7/19/1992	26	26	0.1459	3.79	6266	53.1107%	Fecal		CFU/100 mL	200	283.2	86400	-	18,568.1
5439000	7/24/1992	26	26	0.1459	3.79	6266	53.1107%	Fecal		CFU/100 mL	200	283.2	86400	-	18,568.1
5439000	9/21/1992	26	26	0.1459	3.79	6266	53.1107%	Fecal		CFU/100 mL	200	283.2	86400	-	18,568.1
5439000	8/17/1993	26	26	0.1459	3.79	6266	53.1107%	Fecal		CFU/100 mL	200	283.2	86400	-	18,568.1
5439000	8/28/1993	26	26	0.1459	3.79	6266	53.1107%	Fecal		CFU/100 mL	200	283.2	86400	-	18,568.1
5439000	7/15/1994	26	26	0.1459	3.79	6266	53.1107%	Fecal		CFU/100 mL	200	283.2	86400	-	18,568.1
5439000	7/12/1995	26	26	0.1459	3.79	6266	53.1107%	Fecal		CFU/100 mL	200	283.2	86400	-	18,568.1
5439000	7/13/1995	26	26	0.1459	3.79	6266	53.1107%	Fecal		CFU/100 mL	200	283.2	86400	-	18,568.1
5439000	12/9/1995	26	26	0.1459	3.79	6266	53.1107%	Fecal		CFU/100 mL	200	283.2	86400	-	18,568.1
5439000	4/18/1996	26	26	0.1459	3.79	6266	53.1107%	Fecal		CFU/100 mL	200	283.2	86400	-	18,568.1
5439000	4/21/1996	26	26	0.1459	3.79	6266	53.1107%	Fecal		CFU/100 mL	200	283.2	86400	-	18,568.1
5439000	7/11/1996	26	26	0.1459	3.79	6266	53.1107%	Fecal		CFU/100 mL	200	283.2	86400	-	18,568.1
5439000	8/29/1996	26	26	0.1459	3.79	6266	53.1107%	Fecal		CFU/100 mL	200	283.2	86400	-	18,568.1
5439000	2/6/1997	26	26	0.1459	3.79	6266	53.1107%	Fecal		CFU/100 mL	200	283.2	86400	-	18,568.1
5439000	6/19/1997	26	26	0.1459	3.79	6266	53.1107%	Fecal		CFU/100 mL	200	283.2	86400	-	18,568.1
5439000	11/6/1998	26	26	0.1459	3.79	6266	53.1107%	Fecal		CFU/100 mL	200	283.2	86400	-	18,568.1
5439000	12/1/1998	26	26	0.1459	3.79	6266	53.1107%	Fecal		CFU/100 mL	200	283.2	86400	-	18,568.1
5439000	7/9/1999	26	26	0.1459	3.79	6266	53.1107%	Fecal		CFU/100 mL	200	283.2	86400	-	18,568.1
5439000	5/26/2000	26	26	0.1459	3.79	6266	53.1107%	Fecal		CFU/100 mL	200	283.2	86400	-	18,568.1
5439000	11/1/2001	26	26	0.1459	3.79	6266	53.1107%	Fecal		CFU/100 mL	200	283.2	86400	-	18,568.1
5439000	12/4/2001	26	26	0.1459	3.79	6266	53.1107%	Fecal		CFU/100 mL	200	283.2	86400	-	18,568.1
5439000	2/21/2004	26	26	0.1459	3.79	6266	53.1107%	Fecal		CFU/100 mL	200	283.2	86400	-	18,568.1
5439000	1/22/2005	26	26	0.1459	3.79	6266	53.1107%	Fecal		CFU/100 mL	200	283.2	86400	-	18,568.1
5439000	5/13/2005	26	26	0.1459	3.79	6266	53.1107%	Fecal		CFU/100 mL	200	283.2	86400	-	18,568.1
5439000	2/25/2010	26	26	0.1459	3.79	6266	53.1107%	Fecal		CFU/100 mL	200	283.2	86400	-	18,568.1
5439000	10/28/2016	26	26	0.1459	3.79	6266	53.1107%	Fecal		CFU/100 mL	200	283.2	86400	-	18,568.1
5439000	1/1/2017	26	26	0.1459	3.79	6266	53.1107%	Fecal		CFU/100 mL	200	283.2	86400	-	18,568.1

Gage ID	Date	Discharge (CFS)	Gage Discharge (less Surrogate NPDES) (CFS)	Watershed Area Ratio	Calculated flow (CFS)	Rank	Flow Exceedance %	Parameter	Results	Units (mg or micro_gram	Limit/Standard	100mL/CF	sec/day	Actual Load (million colonies/day)	Allowable Load (million colonies/day)
5439000	1/9/2017	26	26	0.1459	3.79	6266	53.1107%	Fecal		CFU/100 mL	200	283.2	86400	-	18,568.1
5439000	7/1/2017	26	26	0.1459	3.79	6266	53.1107%	Fecal		CFU/100 mL	200	283.2	86400	-	18,568.1
5439000	3/25/2018	26	26	0.1459	3.79	6266	53.1107%	Fecal		CFU/100 mL	200	283.2	86400	-	18,568.1
5439000	11/20/1993	25.9	25.9	0.1459	3.78	6304	53.4328%	Fecal		CFU/100 mL	200	283.2	86400	-	18,496.6
5439000	7/1/2002	25.9	25.9	0.1459	3.78	6304	53.4328%	Fecal		CFU/100 mL	200	283.2	86400	-	18,496.6
5439000	4/17/2004	25.9	25.9	0.1459	3.78	6304	53.4328%	Fecal		CFU/100 mL	200	283.2	86400	-	18,496.6
5439000	4/14/2005	25.9	25.9	0.1459	3.78	6304	53.4328%	Fecal		CFU/100 mL	200	283.2	86400	-	18,496.6
5439000	5/20/2007	25.9	25.9	0.1459	3.78	6304	53.4328%	Fecal		CFU/100 mL	200	283.2	86400	-	18,496.6
5439000	5/4/2014	25.9	25.9	0.1459	3.78	6304	53.4328%	Fecal		CFU/100 mL	200	283.2	86400	-	18,496.6
5439000	5/13/2014	25.9	25.9	0.1459	3.78	6304	53.4328%	Fecal		CFU/100 mL	200	283.2	86400	-	18,496.6
5439000	9/3/2016	25.9	25.9	0.1459	3.78	6304	53.4328%	Fecal		CFU/100 mL	200	283.2	86400	-	18,496.6
5439000	12/11/2017	25.9	25.9	0.1459	3.78	6304	53.4328%	Fecal		CFU/100 mL	200	283.2	86400	-	18,496.6
5439000	7/3/2020	25.9	25.9	0.1459	3.78	6304	53.4328%	Fecal		CFU/100 mL	200	283.2	86400	-	18,496.6
5439000	12/11/2021	25.9	25.9	0.1459	3.78	6304	53.4328%	Fecal		CFU/100 mL	200	283.2	86400	-	18,496.6
5439000	7/16/1994	25.8	25.8	0.1459	3.77	6315	53.5260%	Fecal		CFU/100 mL	200	283.2	86400	-	18,425.2
5439000	7/17/1994	25.8	25.8	0.1459	3.77	6315	53.5260%	Fecal		CFU/100 mL	200	283.2	86400	-	18,425.2
5439000	6/10/2003	25.8	25.8	0.1459	3.77	6315	53.5260%	Fecal		CFU/100 mL	200	283.2	86400	-	18,425.2
5439000	12/11/2007	25.8	25.8	0.1459	3.77	6315	53.5260%	Fecal		CFU/100 mL	200	283.2	86400	-	18,425.2
5439000	2/20/2010	25.8	25.8	0.1459	3.77	6315	53.5260%	Fecal		CFU/100 mL	200	283.2	86400	-	18,425.2
5439000	5/9/2014	25.8	25.8	0.1459	3.77	6315	53.5260%	Fecal		CFU/100 mL	200	283.2	86400	-	18,425.2
5439000	4/30/2021	25.8	25.8	0.1459	3.77	6315	53.5260%	Fecal		CFU/100 mL	200	283.2	86400	-	18,425.2
5439000	9/4/2008	25.7	25.7	0.1459	3.75	6322	53.5854%	Fecal		CFU/100 mL	200	283.2	86400	-	18,353.8
5439000	7/15/2010	25.7	25.7	0.1459	3.75	6322	53.5854%	Fecal		CFU/100 mL	200	283.2	86400	-	18,353.8
5439000	4/10/2012	25.7	25.7	0.1459	3.75	6322	53.5854%	Fecal		CFU/100 mL	200	283.2	86400	-	18,353.8
5439000	1/14/2018	25.7	25.7	0.1459	3.75	6322	53.5854%	Fecal		CFU/100 mL	200	283.2	86400	-	18,353.8
5439000	6/25/2006	25.6	25.6	0.1459	3.74	6326	53.6193%	Fecal		CFU/100 mL	200	283.2	86400	-	18,282.4
5439000	6/8/2012	25.6	25.6	0.1459	3.74	6326	53.6193%	Fecal		CFU/100 mL	200	283.2	86400	-	18,282.4
5439000	2/23/2014	25.6	25.6	0.1459	3.74	6326	53.6193%	Fecal		CFU/100 mL	200	283.2	86400	-	18,282.4
5439000	7/24/2014	25.6	25.6	0.1459	3.74	6326	53.6193%	Fecal		CFU/100 mL	200	283.2	86400	-	18,282.4
5439000	11/30/2014	25.6	25.6	0.1459	3.74	6326	53.6193%	Fecal		CFU/100 mL	200	283.2	86400	-	18,282.4
5439000	3/7/2016	25.6	25.6	0.1459	3.74	6326	53.6193%	Fecal		CFU/100 mL	200	283.2	86400	-	18,282.4
5439000	1/31/2018	25.6	25.6	0.1459	3.74	6326	53.6193%	Fecal		CFU/100 mL	200	283.2	86400	-	18,282.4
5439000	12/28/2019	25.6	25.6	0.1459	3.74	6326	53.6193%	Fecal		CFU/100 mL	200	283.2	86400	-	18,282.4
5439000	10/27/2021	25.6	25.6	0.1459	3.74	6326	53.6193%	Fecal		CFU/100 mL	200	283.2	86400	-	18,282.4
5439000	4/18/1994	25.5	25.5	0.1459	3.72	6335	53.6955%	Fecal		CFU/100 mL	200	283.2	86400	-	18,211.0
5439000	4/26/2006	25.5	25.5	0.1459	3.72	6335	53.6955%	Fecal		CFU/100 mL	200	283.2	86400	-	18,211.0
5439000	5/19/2007	25.5	25.5	0.1459	3.72	6335	53.6955%	Fecal		CFU/100 mL	200	283.2	86400	-	18,211.0
5439000	4/17/1994	25.4	25.4	0.1459	3.71	6338	53.7210%	Fecal		CFU/100 mL	200	283.2	86400	-	18,139.6
5439000	6/5/2006	25.4	25.4	0.1459	3.71	6338	53.7210%	Fecal		CFU/100 mL	200	283.2	86400	-	18,139.6
5439000	7/30/2015	25.4	25.4	0.1459	3.71	6338	53.7210%	Fecal		CFU/100 mL	200	283.2	86400	-	18,139.6
5439000	10/17/2018	25.4	25.4	0.1459	3.71	6338	53.7210%	Fecal		CFU/100 mL	200	283.2	86400	-	18,139.6
5439000	8/15/1994	25.3	25.3	0.1459	3.69	6342	53.7549%	Fecal		CFU/100 mL	200	283.2	86400	-	18,068.1
5439000	4/9/2005	25.3	25.3	0.1459	3.69	6342	53.7549%	Fecal		CFU/100 mL	200	283.2	86400	-	18,068.1
5439000	5/1/2021	25.3	25.3	0.1459	3.69	6342	53.7549%	Fecal		CFU/100 mL	200	283.2	86400	-	18,068.1
5439000	7/14/1994	25.2	25.2	0.1459	3.68	6345	53.7803%	Fecal		CFU/100 mL	200	283.2	86400	-	17,996.7
5439000	8/19/1994	25.2	25.2	0.1459	3.68	6345	53.7803%	Fecal		CFU/100 mL	200	283.2	86400	-	17,996.7
5439000	1/7/2011	25.2	25.2	0.1459	3.68	6345	53.7803%	Fecal		CFU/100 mL	200	283.2	86400	-	17,996.7
5439000	8/8/2017	25.2	25.2	0.1459	3.68	6345	53.7803%	Fecal		CFU/100 mL	200	283.2	86400	-	17,996.7
5439000	7/10/1994	25.1	25.1	0.1459	3.66	6349	53.8142%	Fecal		CFU/100 mL	200	283.2	86400	-	17,925.3
5439000	4/25/2005	25.1	25.1	0.1459	3.66	6349	53.8142%	Fecal		CFU/100 mL	200	283.2	86400	-	17,925.3
5439000	6/9/2012	25.1	25.1	0.1459	3.66	6349	53.8142%	Fecal		CFU/100 mL	200	283.2	86400	-	17,925.3
5439000	1/11/1990	25	25	0.1459	3.65	6352	53.8396%	Fecal		CFU/100 mL	200	283.2	86400	-	17,853.9
5439000	7/31/1990	25	25	0.1459	3.65	6352	53.8396%	Fecal		CFU/100 mL	200	283.2	86400	-	17,853.9
5439000	11/26/1990	25	25	0.1459	3.65	6352	53.8396%	Fecal		CFU/100 mL	200	283.2	86400	-	17,853.9
5439000	1/17/1991	25	25	0.1459	3.65	6352	53.8396%	Fecal		CFU/100 mL	200	283.2	86400	-	17,853.9
5439000	1/20/1991	25	25	0.1459	3.65	6352	53.8396%	Fecal		CFU/100 mL	200	283.2	86400	-	17,853.9
5439000	1/21/1991	25	25	0.1459	3.65	6352	53.8396%	Fecal		CFU/100 mL	200	283.2	86400	-	17,853.9
5439000	1/22/1991	25	25	0.1459	3.65	6352	53.8396%	Fecal		CFU/100 mL	200	283.2	86400	-	17,853.9
5439000	1/24/1991	25	25	0.1459	3.65	6352	53.8396%	Fecal		CFU/100 mL	200	283.2	86400	-	17,853.9
5439000	1/25/1991	25	25	0.1459	3.65	6352	53.8396%	Fecal		CFU/100 mL	200	283.2	86400	-	17,853.9
5439000	1/26/1991	25	25	0.1459	3.65	6352	53.8396%	Fecal		CFU/100 mL	200	283.2	86400	-	17,853.9
5439000	1/27/1991	25	25	0.1459	3.65	6352	53.8396%	Fecal		CFU/100 mL	200	283.2	86400	-	17,853.9
5439000	1/28/1991	25	25	0.1459	3.65	6352	53.8396%	Fecal		CFU/100 mL	200	283.2	86400	-	17,853.9
5439000	2/1/1991	25	25	0.1459	3.65	6352	53.8396%	Fecal		CFU/100 mL	200	283.2	86400	-	17,853.9
5439000	8/8/1991	25	25	0.1459	3.65	6352	53.8396%	Fecal		CFU/100 mL	200	283.2	86400	-	17,853.9
5439000	11/24/1991	25	25	0.1459	3.65	6352	53.8396%	Fecal		CFU/100 mL	200	283.2	86400	-	17,853.9
5439000	11/26/1991	25	25	0.1459	3.65	6352	53.8396%	Fecal		CFU/100 mL	200	283.2	86400	-	17,853.9
5439000	11/28/1991	25	25	0.1459	3.65	6352	53.8396%	Fecal		CFU/100 mL	200	283.2	86400	-	17,853.9
5439000	2/14/1992	25	25	0.1459	3.65	6352	53.8396%	Fecal		CFU/100 mL	200	283.2	86400	-	17,853.9
5439000	5/19/1992	25	25	0.1459	3.65	6352	53.8396%	Fecal		CFU/100 mL	200	283.2	86400	-	17,853.9
5439000	5/22/1992	25	25	0.1459	3.65	6352	53.8396%	Fecal		CFU/100 mL	200	283.2	86400	-	17,853.9
5439000	1/24/1994	25	25	0.1459	3.65	6352	53.8396%	Fecal		CFU/100 mL	200	283.2	86400	-	17,853.9
5439000	2/16/1994	25	25	0.1459	3.65	6352	53.8396%	Fecal		CFU/100 mL	200	283.2	86400	-	17,853.9
5439000	10/6/1995	25	25	0.1459	3.65	6352	53.8396%	Fecal		CFU/100 mL	200	283.2	86400	-	17,853.9
5439000	11/6/1995	25	25	0.1459	3.65	6352	53.8396%	Fecal		CFU/100 mL	200	283.2	86400	-	17,853.9
5439000	12/4/1995	25	25	0.1459	3.65	6352	53.8396%	Fecal		CFU/100 mL	200	283.2	86400	-	17,853.9
5439000	12/10/1995	25	25	0.1459	3.65	6352	53.8396%	Fecal		CFU/100 mL	200	283.2	86400	-	17,853.9
5439000	1/20/1996	25	25	0.1459	3.65	6352	53.8396%	Fecal		CFU/100 mL	200	283.2	86400	-	17,853.9
5439000	2/28/1996	25	25	0.1459	3.65	6352	53.8396%	Fecal		CFU/100 mL	200	283.2	86400	-	17,853.9
5439000	3/26/1996	25	25	0.1459	3.65	6352	53.8396%	Fecal		CFU/100 mL	200	283.2	86400	-	17,853.9
5439000	7/14/1996	25	25	0.1459	3.65	6352	53.8396%	Fecal		CFU/100 mL	200	283.2	86400	-	17,853.9
5439000	9/27/1996	25	25	0.1459	3.65	6352	53.8396%	Fecal		CFU/100 mL	200	283.2	86400	-	17,853.9
5439000	12/20/1996	25	25	0.1459	3.65	6352	53.8396%	Fecal		CFU/100 mL	200	283.2	86400	-	17,853.9
5439000	12/21/1996	25	25	0.1459	3.65	6352	53.8396%	Fecal		CFU/100 mL	200	283.2	86400	-	17,853.9
5439000	12/28/1996	25	25	0.1459	3.65	6352	53.8396%	Fecal		CFU/100 mL	200	283.2	86400	-	17,853.9
5439000	1/11/1997	25	25	0.1459	3.65	6352	53.8396%	Fecal		CFU/100 mL	200	283.2	86400	-	17,853.9
5439000	1/25/1997	25	25	0.1459	3.65	6352	53.8396%	Fecal		CFU/100 mL	200	283.2	86400	-	17,853.9
5439000	2/5/1997	25	25	0.1459	3.65	6352	53.8396%	Fecal		CFU/100 mL	200	283.2	86400	-	17,853.9
5439000	2/18/1997	25	25	0.1459	3.65	6352	53.8396%	Fecal		CFU/100 mL	200	283.2	86400	-	17,853.9
5439000	6/20/1997	25	25	0.1459	3.65	6352	53.8396%	Fecal		CFU/100 mL	200	283.2	86400	-	17,853.9

Gage ID	Date	Discharge (CFS)	Gage Discharge (less Surrogate NPDES) (CFS)	Watershed Area Ratio	Calculated flow (CFS)	Rank	Flow Exceedance %	Parameter	Results	Units (mg or micro_gram	Limit/Standard	100mL/CF	sec/day	Actual Load (million colonies/day)	Allowable Load (million colonies/day)
5439000	6/21/1997	25	25	0.1459	3.65	6352	53.8396%	Fecal		CFU/100 mL	200	283.2	86400	-	17,853.9
5439000	7/2/1997	25	25	0.1459	3.65	6352	53.8396%	Fecal		CFU/100 mL	200	283.2	86400	-	17,853.9
5439000	11/9/1998	25	25	0.1459	3.65	6352	53.8396%	Fecal		CFU/100 mL	200	283.2	86400	-	17,853.9
5439000	12/22/1998	25	25	0.1459	3.65	6352	53.8396%	Fecal		CFU/100 mL	200	283.2	86400	-	17,853.9
5439000	7/23/1999	25	25	0.1459	3.65	6352	53.8396%	Fecal		CFU/100 mL	200	283.2	86400	-	17,853.9
5439000	10/1/1999	25	25	0.1459	3.65	6352	53.8396%	Fecal		CFU/100 mL	200	283.2	86400	-	17,853.9
5439000	3/24/2000	25	25	0.1459	3.65	6352	53.8396%	Fecal		CFU/100 mL	200	283.2	86400	-	17,853.9
5439000	4/17/2000	25	25	0.1459	3.65	6352	53.8396%	Fecal		CFU/100 mL	200	283.2	86400	-	17,853.9
5439000	5/30/2000	25	25	0.1459	3.65	6352	53.8396%	Fecal		CFU/100 mL	200	283.2	86400	-	17,853.9
5439000	5/23/2001	25	25	0.1459	3.65	6352	53.8396%	Fecal		CFU/100 mL	200	283.2	86400	-	17,853.9
5439000	6/27/2001	25	25	0.1459	3.65	6352	53.8396%	Fecal		CFU/100 mL	200	283.2	86400	-	17,853.9
5439000	12/6/2001	25	25	0.1459	3.65	6352	53.8396%	Fecal		CFU/100 mL	200	283.2	86400	-	17,853.9
5439000	4/18/2004	25	25	0.1459	3.65	6352	53.8396%	Fecal		CFU/100 mL	200	283.2	86400	-	17,853.9
5439000	4/15/2005	25	25	0.1459	3.65	6352	53.8396%	Fecal		CFU/100 mL	200	283.2	86400	-	17,853.9
5439000	2/9/2008	25	25	0.1459	3.65	6352	53.8396%	Fecal		CFU/100 mL	200	283.2	86400	-	17,853.9
5439000	2/19/2010	25	25	0.1459	3.65	6352	53.8396%	Fecal		CFU/100 mL	200	283.2	86400	-	17,853.9
5439000	2/16/2013	25	25	0.1459	3.65	6352	53.8396%	Fecal		CFU/100 mL	200	283.2	86400	-	17,853.9
5439000	2/18/2013	25	25	0.1459	3.65	6352	53.8396%	Fecal		CFU/100 mL	200	283.2	86400	-	17,853.9
5439000	1/2/2017	25	25	0.1459	3.65	6352	53.8396%	Fecal		CFU/100 mL	200	283.2	86400	-	17,853.9
5439000	2/10/2002	24.9	24.9	0.1459	3.63	6410	54.3312%	Fecal		CFU/100 mL	200	283.2	86400	-	17,782.5
5439000	11/28/2004	24.9	24.9	0.1459	3.63	6410	54.3312%	Fecal		CFU/100 mL	200	283.2	86400	-	17,782.5
5439000	4/18/2005	24.9	24.9	0.1459	3.63	6410	54.3312%	Fecal		CFU/100 mL	200	283.2	86400	-	17,782.5
5439000	7/4/2006	24.9	24.9	0.1459	3.63	6410	54.3312%	Fecal		CFU/100 mL	200	283.2	86400	-	17,782.5
5439000	8/3/2006	24.9	24.9	0.1459	3.63	6410	54.3312%	Fecal		CFU/100 mL	200	283.2	86400	-	17,782.5
5439000	7/15/2009	24.9	24.9	0.1459	3.63	6410	54.3312%	Fecal		CFU/100 mL	200	283.2	86400	-	17,782.5
5439000	2/18/2010	24.9	24.9	0.1459	3.63	6410	54.3312%	Fecal		CFU/100 mL	200	283.2	86400	-	17,782.5
5439000	12/24/2001	24.8	24.8	0.1459	3.62	6417	54.3906%	Fecal		CFU/100 mL	200	283.2	86400	-	17,711.1
5439000	6/11/2003	24.8	24.8	0.1459	3.62	6417	54.3906%	Fecal		CFU/100 mL	200	283.2	86400	-	17,711.1
5439000	2/28/2010	24.8	24.8	0.1459	3.62	6417	54.3906%	Fecal		CFU/100 mL	200	283.2	86400	-	17,711.1
5439000	6/2/2014	24.8	24.8	0.1459	3.62	6417	54.3906%	Fecal		CFU/100 mL	200	283.2	86400	-	17,711.1
5439000	1/4/2017	24.8	24.8	0.1459	3.62	6417	54.3906%	Fecal		CFU/100 mL	200	283.2	86400	-	17,711.1
5439000	1/8/2017	24.8	24.8	0.1459	3.62	6417	54.3906%	Fecal		CFU/100 mL	200	283.2	86400	-	17,711.1
5439000	4/14/2018	24.8	24.8	0.1459	3.62	6417	54.3906%	Fecal		CFU/100 mL	200	283.2	86400	-	17,711.1
5439000	11/30/1993	24.7	24.7	0.1459	3.60	6424	54.4499%	Fecal		CFU/100 mL	200	283.2	86400	-	17,639.7
5439000	4/10/1994	24.7	24.7	0.1459	3.60	6424	54.4499%	Fecal		CFU/100 mL	200	283.2	86400	-	17,639.7
5439000	8/14/2002	24.7	24.7	0.1459	3.60	6424	54.4499%	Fecal		CFU/100 mL	200	283.2	86400	-	17,639.7
5439000	4/17/2005	24.7	24.7	0.1459	3.60	6424	54.4499%	Fecal		CFU/100 mL	200	283.2	86400	-	17,639.7
5439000	12/7/2008	24.7	24.7	0.1459	3.60	6424	54.4499%	Fecal		CFU/100 mL	200	283.2	86400	-	17,639.7
5439000	1/3/2017	24.7	24.7	0.1459	3.60	6424	54.4499%	Fecal		CFU/100 mL	200	283.2	86400	-	17,639.7
5439000	7/13/2017	24.7	24.7	0.1459	3.60	6424	54.4499%	Fecal		CFU/100 mL	200	283.2	86400	-	17,639.7
5439000	7/2/2002	24.6	24.6	0.1459	3.59	6431	54.5092%	Fecal		CFU/100 mL	200	283.2	86400	-	17,568.2
5439000	7/8/2004	24.6	24.6	0.1459	3.59	6431	54.5092%	Fecal		CFU/100 mL	200	283.2	86400	-	17,568.2
5439000	2/7/2013	24.6	24.6	0.1459	3.59	6431	54.5092%	Fecal		CFU/100 mL	200	283.2	86400	-	17,568.2
5439000	4/19/2004	24.5	24.5	0.1459	3.58	6434	54.5347%	Fecal		CFU/100 mL	200	283.2	86400	-	17,496.8
5439000	4/26/2005	24.5	24.5	0.1459	3.58	6434	54.5347%	Fecal		CFU/100 mL	200	283.2	86400	-	17,496.8
5439000	5/23/2005	24.5	24.5	0.1459	3.58	6434	54.5347%	Fecal		CFU/100 mL	200	283.2	86400	-	17,496.8
5439000	6/6/2006	24.5	24.5	0.1459	3.58	6434	54.5347%	Fecal		CFU/100 mL	200	283.2	86400	-	17,496.8
5439000	8/2/2010	24.5	24.5	0.1459	3.58	6434	54.5347%	Fecal		CFU/100 mL	200	283.2	86400	-	17,496.8
5439000	11/12/2015	24.5	24.5	0.1459	3.58	6434	54.5347%	Fecal		CFU/100 mL	200	283.2	86400	-	17,496.8
5439000	4/19/1994	24.4	24.4	0.1459	3.56	6440	54.5855%	Fecal		CFU/100 mL	200	283.2	86400	-	17,425.4
5439000	5/14/2005	24.4	24.4	0.1459	3.56	6440	54.5855%	Fecal		CFU/100 mL	200	283.2	86400	-	17,425.4
5439000	7/18/2013	24.4	24.4	0.1459	3.56	6440	54.5855%	Fecal		CFU/100 mL	200	283.2	86400	-	17,425.4
5439000	9/5/2014	24.4	24.4	0.1459	3.56	6440	54.5855%	Fecal		CFU/100 mL	200	283.2	86400	-	17,425.4
5439000	1/5/2017	24.4	24.4	0.1459	3.56	6440	54.5855%	Fecal		CFU/100 mL	200	283.2	86400	-	17,425.4
5439000	1/6/2017	24.4	24.4	0.1459	3.56	6440	54.5855%	Fecal		CFU/100 mL	200	283.2	86400	-	17,425.4
5439000	1/7/2017	24.4	24.4	0.1459	3.56	6440	54.5855%	Fecal		CFU/100 mL	200	283.2	86400	-	17,425.4
5439000	4/21/2018	24.4	24.4	0.1459	3.56	6440	54.5855%	Fecal		CFU/100 mL	200	283.2	86400	-	17,425.4
5439000	12/21/2001	24.3	24.3	0.1459	3.55	6448	54.6533%	Fecal		CFU/100 mL	200	283.2	86400	-	17,354.0
5439000	11/3/2003	24.3	24.3	0.1459	3.55	6448	54.6533%	Fecal		CFU/100 mL	200	283.2	86400	-	17,354.0
5439000	4/19/2005	24.3	24.3	0.1459	3.55	6448	54.6533%	Fecal		CFU/100 mL	200	283.2	86400	-	17,354.0
5439000	8/21/2009	24.3	24.3	0.1459	3.55	6448	54.6533%	Fecal		CFU/100 mL	200	283.2	86400	-	17,354.0
5439000	11/28/2014	24.3	24.3	0.1459	3.55	6448	54.6533%	Fecal		CFU/100 mL	200	283.2	86400	-	17,354.0
5439000	12/26/2018	24.3	24.3	0.1459	3.55	6448	54.6533%	Fecal		CFU/100 mL	200	283.2	86400	-	17,354.0
5439000	4/7/2012	24.2	24.2	0.1459	3.53	6454	54.7042%	Fecal		CFU/100 mL	200	283.2	86400	-	17,282.6
5439000	4/7/2018	24.2	24.2	0.1459	3.53	6454	54.7042%	Fecal		CFU/100 mL	200	283.2	86400	-	17,282.6
5439000	12/16/2020	24.2	24.2	0.1459	3.53	6454	54.7042%	Fecal		CFU/100 mL	200	283.2	86400	-	17,282.6
5439000	4/11/2012	24.1	24.1	0.1459	3.52	6457	54.7296%	Fecal		CFU/100 mL	200	283.2	86400	-	17,211.2
5439000	9/6/2020	24.1	24.1	0.1459	3.52	6457	54.7296%	Fecal		CFU/100 mL	200	283.2	86400	-	17,211.2
5439000	1/22/1990	24	24	0.1459	3.50	6459	54.7466%	Fecal		CFU/100 mL	200	283.2	86400	-	17,139.7
5439000	1/24/1990	24	24	0.1459	3.50	6459	54.7466%	Fecal		CFU/100 mL	200	283.2	86400	-	17,139.7
5439000	8/31/1990	24	24	0.1459	3.50	6459	54.7466%	Fecal		CFU/100 mL	200	283.2	86400	-	17,139.7
5439000	10/17/1990	24	24	0.1459	3.50	6459	54.7466%	Fecal		CFU/100 mL	200	283.2	86400	-	17,139.7
5439000	10/22/1990	24	24	0.1459	3.50	6459	54.7466%	Fecal		CFU/100 mL	200	283.2	86400	-	17,139.7
5439000	1/29/1991	24	24	0.1459	3.50	6459	54.7466%	Fecal		CFU/100 mL	200	283.2	86400	-	17,139.7
5439000	7/3/1991	24	24	0.1459	3.50	6459	54.7466%	Fecal		CFU/100 mL	200	283.2	86400	-	17,139.7
5439000	5/20/1992	24	24	0.1459	3.50	6459	54.7466%	Fecal		CFU/100 mL	200	283.2	86400	-	17,139.7
5439000	5/21/1992	24	24	0.1459	3.50	6459	54.7466%	Fecal		CFU/100 mL	200	283.2	86400	-	17,139.7
5439000	7/2/1992	24	24	0.1459	3.50	6459	54.7466%	Fecal		CFU/100 mL	200	283.2	86400	-	17,139.7
5439000	7/23/1992	24	24	0.1459	3.50	6459	54.7466%	Fecal		CFU/100 mL	200	283.2	86400	-	17,139.7
5439000	7/30/1992	24	24	0.1459	3.50	6459	54.7466%	Fecal		CFU/100 mL	200	283.2	86400	-	17,139.7
5439000	9/29/1992	24	24	0.1459	3.50	6459	54.7466%	Fecal		CFU/100 mL	200	283.2	86400	-	17,139.7
5439000	8/11/1993	24	24	0.1459	3.50	6459	54.7466%	Fecal		CFU/100 mL	200	283.2	86400	-	17,139.7
5439000	8/18/1993	24	24	0.1459	3.50	6459	54.7466%	Fecal		CFU/100 mL	200	283.2	86400	-	17,139.7
5439000	1/6/1994	24	24	0.1459	3.50	6459	54.7466%	Fecal		CFU/100 mL	200	283.2	86400	-	17,139.7
5439000	1/23/1994	24	24	0.1459	3.50	6459	54.7466%	Fecal		CFU/100 mL	200	283.2	86400	-	17,139.7
5439000	7/14/1995	24	24	0.1459	3.50	6459	54.7466%	Fecal		CFU/100 mL	200	283.2	86400	-	17,139.7
5439000	7/20/1995	24	24	0.1459	3.50	6459	54.7466%	Fecal		CFU/100 mL	200	283.2	86400	-	17,139.7
5439000	4/23/1996	24	24	0.1459	3.50	6459	54.7466%	Fecal		CFU/100 mL	200	283.2	86400	-	17,139.7
5439000	5/5/1996	24	24	0.1459	3.50	6459	54.7466%	Fecal		CFU/100 mL	200	283.2	86400	-	17,139.7
5439000	5/6/1996	24	24	0.1459	3.50	6459	54.7466%	Fecal		CFU/100 mL	200	283.2	86400	-	17,139.7

Gage ID	Date	Discharge (CFS)	Gage Discharge (less Surrogate NPDES) (CFS)	Watershed Area Ratio	Calculated flow (CFS)	Rank	Flow Exceedance %	Parameter	Results	Units (mg or micro_gram	Limit/Standard	100mL/CF	sec/day	Actual Load (million colonies/day)	Allowable Load (million colonies/day)
5439000	12/22/1996	24	24	0.1459	3.50	6459	54.7466%	Fecal		CFU/100 mL	200	283.2	86400	-	17,139.7
5439000	12/24/1996	24	24	0.1459	3.50	6459	54.7466%	Fecal		CFU/100 mL	200	283.2	86400	-	17,139.7
5439000	1/23/1997	24	24	0.1459	3.50	6459	54.7466%	Fecal		CFU/100 mL	200	283.2	86400	-	17,139.7
5439000	2/7/1997	24	24	0.1459	3.50	6459	54.7466%	Fecal		CFU/100 mL	200	283.2	86400	-	17,139.7
5439000	11/7/1998	24	24	0.1459	3.50	6459	54.7466%	Fecal		CFU/100 mL	200	283.2	86400	-	17,139.7
5439000	12/2/1998	24	24	0.1459	3.50	6459	54.7466%	Fecal		CFU/100 mL	200	283.2	86400	-	17,139.7
5439000	12/3/1998	24	24	0.1459	3.50	6459	54.7466%	Fecal		CFU/100 mL	200	283.2	86400	-	17,139.7
5439000	10/4/1999	24	24	0.1459	3.50	6459	54.7466%	Fecal		CFU/100 mL	200	283.2	86400	-	17,139.7
5439000	3/21/2000	24	24	0.1459	3.50	6459	54.7466%	Fecal		CFU/100 mL	200	283.2	86400	-	17,139.7
5439000	3/25/2000	24	24	0.1459	3.50	6459	54.7466%	Fecal		CFU/100 mL	200	283.2	86400	-	17,139.7
5439000	3/27/2000	24	24	0.1459	3.50	6459	54.7466%	Fecal		CFU/100 mL	200	283.2	86400	-	17,139.7
5439000	5/29/2000	24	24	0.1459	3.50	6459	54.7466%	Fecal		CFU/100 mL	200	283.2	86400	-	17,139.7
5439000	10/7/2000	24	24	0.1459	3.50	6459	54.7466%	Fecal		CFU/100 mL	200	283.2	86400	-	17,139.7
5439000	11/7/2000	24	24	0.1459	3.50	6459	54.7466%	Fecal		CFU/100 mL	200	283.2	86400	-	17,139.7
5439000	11/18/2000	24	24	0.1459	3.50	6459	54.7466%	Fecal		CFU/100 mL	200	283.2	86400	-	17,139.7
5439000	11/19/2000	24	24	0.1459	3.50	6459	54.7466%	Fecal		CFU/100 mL	200	283.2	86400	-	17,139.7
5439000	5/19/2001	24	24	0.1459	3.50	6459	54.7466%	Fecal		CFU/100 mL	200	283.2	86400	-	17,139.7
5439000	5/20/2001	24	24	0.1459	3.50	6459	54.7466%	Fecal		CFU/100 mL	200	283.2	86400	-	17,139.7
5439000	5/25/2001	24	24	0.1459	3.50	6459	54.7466%	Fecal		CFU/100 mL	200	283.2	86400	-	17,139.7
5439000	6/28/2001	24	24	0.1459	3.50	6459	54.7466%	Fecal		CFU/100 mL	200	283.2	86400	-	17,139.7
5439000	4/24/2005	24	24	0.1459	3.50	6459	54.7466%	Fecal		CFU/100 mL	200	283.2	86400	-	17,139.7
5439000	3/17/2006	24	24	0.1459	3.50	6459	54.7466%	Fecal		CFU/100 mL	200	283.2	86400	-	17,139.7
5439000	12/3/2008	24	24	0.1459	3.50	6459	54.7466%	Fecal		CFU/100 mL	200	283.2	86400	-	17,139.7
5439000	3/3/2016	24	24	0.1459	3.50	6459	54.7466%	Fecal		CFU/100 mL	200	283.2	86400	-	17,139.7
5439000	7/27/2016	24	24	0.1459	3.50	6459	54.7466%	Fecal		CFU/100 mL	200	283.2	86400	-	17,139.7
5439000	4/22/2018	24	24	0.1459	3.50	6459	54.7466%	Fecal		CFU/100 mL	200	283.2	86400	-	17,139.7
5439000	7/24/2021	24	24	0.1459	3.50	6459	54.7466%	Fecal		CFU/100 mL	200	283.2	86400	-	17,139.7
5439000	11/21/1993	23.9	23.9	0.1459	3.49	6508	55.1619%	Fecal		CFU/100 mL	200	283.2	86400	-	17,068.3
5439000	4/25/1994	23.8	23.8	0.1459	3.47	6509	55.1704%	Fecal		CFU/100 mL	200	283.2	86400	-	16,996.9
5439000	4/30/1994	23.8	23.8	0.1459	3.47	6509	55.1704%	Fecal		CFU/100 mL	200	283.2	86400	-	16,996.9
5439000	4/16/2005	23.8	23.8	0.1459	3.47	6509	55.1704%	Fecal		CFU/100 mL	200	283.2	86400	-	16,996.9
5439000	4/20/2005	23.8	23.8	0.1459	3.47	6509	55.1704%	Fecal		CFU/100 mL	200	283.2	86400	-	16,996.9
5439000	4/11/1994	23.7	23.7	0.1459	3.46	6513	55.2043%	Fecal		CFU/100 mL	200	283.2	86400	-	16,925.5
5439000	4/10/2005	23.7	23.7	0.1459	3.46	6513	55.2043%	Fecal		CFU/100 mL	200	283.2	86400	-	16,925.5
5439000	5/21/2007	23.7	23.7	0.1459	3.46	6513	55.2043%	Fecal		CFU/100 mL	200	283.2	86400	-	16,925.5
5439000	6/17/2007	23.7	23.7	0.1459	3.46	6513	55.2043%	Fecal		CFU/100 mL	200	283.2	86400	-	16,925.5
5439000	8/1/2007	23.7	23.7	0.1459	3.46	6513	55.2043%	Fecal		CFU/100 mL	200	283.2	86400	-	16,925.5
5439000	1/25/2009	23.7	23.7	0.1459	3.46	6513	55.2043%	Fecal		CFU/100 mL	200	283.2	86400	-	16,925.5
5439000	1/26/2009	23.7	23.7	0.1459	3.46	6513	55.2043%	Fecal		CFU/100 mL	200	283.2	86400	-	16,925.5
5439000	7/12/2011	23.7	23.7	0.1459	3.46	6513	55.2043%	Fecal		CFU/100 mL	200	283.2	86400	-	16,925.5
5439000	4/13/2012	23.7	23.7	0.1459	3.46	6513	55.2043%	Fecal		CFU/100 mL	200	283.2	86400	-	16,925.5
5439000	4/27/2006	23.6	23.6	0.1459	3.44	6522	55.2806%	Fecal		CFU/100 mL	200	283.2	86400	-	16,854.1
5439000	6/30/2007	23.6	23.6	0.1459	3.44	6522	55.2806%	Fecal		CFU/100 mL	200	283.2	86400	-	16,854.1
5439000	7/9/2011	23.6	23.6	0.1459	3.44	6522	55.2806%	Fecal		CFU/100 mL	200	283.2	86400	-	16,854.1
5439000	4/12/2012	23.6	23.6	0.1459	3.44	6522	55.2806%	Fecal		CFU/100 mL	200	283.2	86400	-	16,854.1
5439000	12/15/2017	23.6	23.6	0.1459	3.44	6522	55.2806%	Fecal		CFU/100 mL	200	283.2	86400	-	16,854.1
5439000	11/22/1993	23.5	23.5	0.1459	3.43	6527	55.3229%	Fecal		CFU/100 mL	200	283.2	86400	-	16,782.7
5439000	7/14/2009	23.5	23.5	0.1459	3.43	6527	55.3229%	Fecal		CFU/100 mL	200	283.2	86400	-	16,782.7
5439000	7/22/2011	23.5	23.5	0.1459	3.43	6527	55.3229%	Fecal		CFU/100 mL	200	283.2	86400	-	16,782.7
5439000	4/20/2018	23.5	23.5	0.1459	3.43	6527	55.3229%	Fecal		CFU/100 mL	200	283.2	86400	-	16,782.7
5439000	9/11/2020	23.5	23.5	0.1459	3.43	6527	55.3229%	Fecal		CFU/100 mL	200	283.2	86400	-	16,782.7
5439000	5/8/2021	23.5	23.5	0.1459	3.43	6527	55.3229%	Fecal		CFU/100 mL	200	283.2	86400	-	16,782.7
5439000	8/21/1994	23.4	23.4	0.1459	3.41	6533	55.3738%	Fecal		CFU/100 mL	200	283.2	86400	-	16,711.3
5439000	7/11/2004	23.4	23.4	0.1459	3.41	6533	55.3738%	Fecal		CFU/100 mL	200	283.2	86400	-	16,711.3
5439000	6/10/2012	23.4	23.4	0.1459	3.41	6533	55.3738%	Fecal		CFU/100 mL	200	283.2	86400	-	16,711.3
5439000	11/27/2014	23.4	23.4	0.1459	3.41	6533	55.3738%	Fecal		CFU/100 mL	200	283.2	86400	-	16,711.3
5439000	12/6/2008	23.3	23.3	0.1459	3.40	6537	55.4077%	Fecal		CFU/100 mL	200	283.2	86400	-	16,639.8
5439000	7/22/2020	23.3	23.3	0.1459	3.40	6537	55.4077%	Fecal		CFU/100 mL	200	283.2	86400	-	16,639.8
5439000	3/11/2022	23.3	23.3	0.1459	3.40	6537	55.4077%	Fecal		CFU/100 mL	200	283.2	86400	-	16,639.8
5439000	11/24/1993	23.2	23.2	0.1459	3.39	6540	55.4331%	Fecal		CFU/100 mL	200	283.2	86400	-	16,568.4
5439000	5/1/1994	23.2	23.2	0.1459	3.39	6540	55.4331%	Fecal		CFU/100 mL	200	283.2	86400	-	16,568.4
5439000	8/15/2010	23.2	23.2	0.1459	3.39	6540	55.4331%	Fecal		CFU/100 mL	200	283.2	86400	-	16,568.4
5439000	7/11/1994	23.1	23.1	0.1459	3.37	6543	55.4586%	Fecal		CFU/100 mL	200	283.2	86400	-	16,497.0
5439000	10/15/2001	23.1	23.1	0.1459	3.37	6543	55.4586%	Fecal		CFU/100 mL	200	283.2	86400	-	16,497.0
5439000	9/4/2006	23.1	23.1	0.1459	3.37	6543	55.4586%	Fecal		CFU/100 mL	200	283.2	86400	-	16,497.0
5439000	12/2/2008	23.1	23.1	0.1459	3.37	6543	55.4586%	Fecal		CFU/100 mL	200	283.2	86400	-	16,497.0
5439000	9/3/2018	23.1	23.1	0.1459	3.37	6543	55.4586%	Fecal		CFU/100 mL	200	283.2	86400	-	16,497.0
5439000	1/7/1990	23	23	0.1459	3.36	6548	55.5009%	Fecal		CFU/100 mL	200	283.2	86400	-	16,425.6
5439000	1/23/1990	23	23	0.1459	3.36	6548	55.5009%	Fecal		CFU/100 mL	200	283.2	86400	-	16,425.6
5439000	1/30/1991	23	23	0.1459	3.36	6548	55.5009%	Fecal		CFU/100 mL	200	283.2	86400	-	16,425.6
5439000	6/24/1991	23	23	0.1459	3.36	6548	55.5009%	Fecal		CFU/100 mL	200	283.2	86400	-	16,425.6
5439000	9/13/1993	23	23	0.1459	3.36	6548	55.5009%	Fecal		CFU/100 mL	200	283.2	86400	-	16,425.6
5439000	1/22/1994	23	23	0.1459	3.36	6548	55.5009%	Fecal		CFU/100 mL	200	283.2	86400	-	16,425.6
5439000	1/25/1994	23	23	0.1459	3.36	6548	55.5009%	Fecal		CFU/100 mL	200	283.2	86400	-	16,425.6
5439000	7/12/1994	23	23	0.1459	3.36	6548	55.5009%	Fecal		CFU/100 mL	200	283.2	86400	-	16,425.6
5439000	3/8/1995	23	23	0.1459	3.36	6548	55.5009%	Fecal		CFU/100 mL	200	283.2	86400	-	16,425.6
5439000	3/9/1995	23	23	0.1459	3.36	6548	55.5009%	Fecal		CFU/100 mL	200	283.2	86400	-	16,425.6
5439000	7/15/1995	23	23	0.1459	3.36	6548	55.5009%	Fecal		CFU/100 mL	200	283.2	86400	-	16,425.6
5439000	12/11/1995	23	23	0.1459	3.36	6548	55.5009%	Fecal		CFU/100 mL	200	283.2	86400	-	16,425.6
5439000	3/1/1996	23	23	0.1459	3.36	6548	55.5009%	Fecal		CFU/100 mL	200	283.2	86400	-	16,425.6
5439000	4/17/1996	23	23	0.1459	3.36	6548	55.5009%	Fecal		CFU/100 mL	200	283.2	86400	-	16,425.6
5439000	4/25/1996	23	23	0.1459	3.36	6548	55.5009%	Fecal		CFU/100 mL	200	283.2	86400	-	16,425.6
5439000	5/7/1996	23	23	0.1459	3.36	6548	55.5009%	Fecal		CFU/100 mL	200	283.2	86400	-	16,425.6
5439000	5/8/1996	23	23	0.1459	3.36	6548	55.5009%	Fecal		CFU/100 mL	200	283.2	86400	-	16,425.6
5439000	8/30/1996	23	23	0.1459	3.36	6548	55.5009%	Fecal		CFU/100 mL	200	283.2	86400	-	16,425.6
5439000	10/30/1996	23	23	0.1459	3.36	6548	55.5009%	Fecal		CFU/100 mL	200	283.2	86400	-	16,425.6
5439000	12/23/1996	23	23	0.1459	3.36	6548	55.5009%	Fecal		CFU/100 mL	200	283.2	86400	-	16,425.6
5439000	12/25/1996	23	23	0.1459	3.36	6548	55.5009%	Fecal		CFU/100 mL	200	283.2	86400	-	16,425.6
5439000	2/8/1997	23	23	0.1459	3.36	6548	55.5009%	Fecal		CFU/100 mL	200	283.2	86400	-	16,425.6
5439000	1/22/1998	23	23	0.1459	3.36	6548	55.5009%	Fecal		CFU/100 mL	200	283.2	86400	-	16,425.6

Gage ID	Date	Discharge (CFS)	Gage Discharge (less Surrogate NPDES) (CFS)	Watershed Area Ratio	Calculated flow (CFS)	Rank	Flow Exceedance %	Parameter	Results	Units (mg or micro_gram	Limit/Standard	100mL/CF	sec/day	Actual Load (million colonies/day)	Allowable Load (million colonies/day)
5439000	11/8/1998	23	23	0.1459	3.36	6548	55.5009%	Fecal		CFU/100 mL	200	283.2	86400	-	16,425.6
5439000	12/4/1998	23	23	0.1459	3.36	6548	55.5009%	Fecal		CFU/100 mL	200	283.2	86400	-	16,425.6
5439000	12/23/1998	23	23	0.1459	3.36	6548	55.5009%	Fecal		CFU/100 mL	200	283.2	86400	-	16,425.6
5439000	3/17/2000	23	23	0.1459	3.36	6548	55.5009%	Fecal		CFU/100 mL	200	283.2	86400	-	16,425.6
5439000	3/18/2000	23	23	0.1459	3.36	6548	55.5009%	Fecal		CFU/100 mL	200	283.2	86400	-	16,425.6
5439000	7/22/2000	23	23	0.1459	3.36	6548	55.5009%	Fecal		CFU/100 mL	200	283.2	86400	-	16,425.6
5439000	11/20/2000	23	23	0.1459	3.36	6548	55.5009%	Fecal		CFU/100 mL	200	283.2	86400	-	16,425.6
5439000	1/10/2011	23	23	0.1459	3.36	6548	55.5009%	Fecal		CFU/100 mL	200	283.2	86400	-	16,425.6
5439000	4/24/2018	23	23	0.1459	3.36	6548	55.5009%	Fecal		CFU/100 mL	200	283.2	86400	-	16,425.6
5439000	12/12/2004	22.9	22.9	0.1459	3.34	6580	55.7722%	Fecal		CFU/100 mL	200	283.2	86400	-	16,354.2
5439000	10/18/2007	22.9	22.9	0.1459	3.34	6580	55.7722%	Fecal		CFU/100 mL	200	283.2	86400	-	16,354.2
5439000	10/21/2014	22.9	22.9	0.1459	3.34	6580	55.7722%	Fecal		CFU/100 mL	200	283.2	86400	-	16,354.2
5439000	12/7/2001	22.8	22.8	0.1459	3.33	6583	55.7976%	Fecal		CFU/100 mL	200	283.2	86400	-	16,282.8
5439000	7/5/2006	22.8	22.8	0.1459	3.33	6583	55.7976%	Fecal		CFU/100 mL	200	283.2	86400	-	16,282.8
5439000	8/21/2011	22.8	22.8	0.1459	3.33	6583	55.7976%	Fecal		CFU/100 mL	200	283.2	86400	-	16,282.8
5439000	5/5/2014	22.8	22.8	0.1459	3.33	6583	55.7976%	Fecal		CFU/100 mL	200	283.2	86400	-	16,282.8
5439000	9/22/2016	22.8	22.8	0.1459	3.33	6583	55.7976%	Fecal		CFU/100 mL	200	283.2	86400	-	16,282.8
5439000	12/27/2001	22.7	22.7	0.1459	3.31	6588	55.8400%	Fecal		CFU/100 mL	200	283.2	86400	-	16,211.3
5439000	11/1/2004	22.7	22.7	0.1459	3.31	6588	55.8400%	Fecal		CFU/100 mL	200	283.2	86400	-	16,211.3
5439000	9/20/2007	22.6	22.6	0.1459	3.30	6590	55.8569%	Fecal		CFU/100 mL	200	283.2	86400	-	16,139.9
5439000	8/8/2014	22.6	22.6	0.1459	3.30	6590	55.8569%	Fecal		CFU/100 mL	200	283.2	86400	-	16,139.9
5439000	8/11/2014	22.6	22.6	0.1459	3.30	6590	55.8569%	Fecal		CFU/100 mL	200	283.2	86400	-	16,139.9
5439000	12/3/2014	22.6	22.6	0.1459	3.30	6590	55.8569%	Fecal		CFU/100 mL	200	283.2	86400	-	16,139.9
5439000	7/21/2016	22.6	22.6	0.1459	3.30	6590	55.8569%	Fecal		CFU/100 mL	200	283.2	86400	-	16,139.9
5439000	4/8/2018	22.6	22.6	0.1459	3.30	6590	55.8569%	Fecal		CFU/100 mL	200	283.2	86400	-	16,139.9
5439000	10/20/2018	22.6	22.6	0.1459	3.30	6590	55.8569%	Fecal		CFU/100 mL	200	283.2	86400	-	16,139.9
5439000	7/4/2020	22.6	22.6	0.1459	3.30	6590	55.8569%	Fecal		CFU/100 mL	200	283.2	86400	-	16,139.9
5439000	11/29/2020	22.6	22.6	0.1459	3.30	6590	55.8569%	Fecal		CFU/100 mL	200	283.2	86400	-	16,139.9
5439000	12/4/2008	22.5	22.5	0.1459	3.28	6599	55.9332%	Fecal		CFU/100 mL	200	283.2	86400	-	16,068.5
5439000	5/30/2014	22.5	22.5	0.1459	3.28	6599	55.9332%	Fecal		CFU/100 mL	200	283.2	86400	-	16,068.5
5439000	7/25/2014	22.5	22.5	0.1459	3.28	6599	55.9332%	Fecal		CFU/100 mL	200	283.2	86400	-	16,068.5
5439000	3/5/2016	22.5	22.5	0.1459	3.28	6599	55.9332%	Fecal		CFU/100 mL	200	283.2	86400	-	16,068.5
5439000	7/5/2016	22.5	22.5	0.1459	3.28	6599	55.9332%	Fecal		CFU/100 mL	200	283.2	86400	-	16,068.5
5439000	11/2/2001	22.4	22.4	0.1459	3.27	6604	55.9756%	Fecal		CFU/100 mL	200	283.2	86400	-	15,997.1
5439000	12/28/2001	22.4	22.4	0.1459	3.27	6604	55.9756%	Fecal		CFU/100 mL	200	283.2	86400	-	15,997.1
5439000	6/12/2003	22.4	22.4	0.1459	3.27	6604	55.9756%	Fecal		CFU/100 mL	200	283.2	86400	-	15,997.1
5439000	12/6/2004	22.4	22.4	0.1459	3.27	6604	55.9756%	Fecal		CFU/100 mL	200	283.2	86400	-	15,997.1
5439000	6/24/2006	22.4	22.4	0.1459	3.27	6604	55.9756%	Fecal		CFU/100 mL	200	283.2	86400	-	15,997.1
5439000	8/25/2011	22.4	22.4	0.1459	3.27	6604	55.9756%	Fecal		CFU/100 mL	200	283.2	86400	-	15,997.1
5439000	5/6/2014	22.4	22.4	0.1459	3.27	6604	55.9756%	Fecal		CFU/100 mL	200	283.2	86400	-	15,997.1
5439000	7/12/2016	22.4	22.4	0.1459	3.27	6604	55.9756%	Fecal		CFU/100 mL	200	283.2	86400	-	15,997.1
5439000	12/27/2019	22.4	22.4	0.1459	3.27	6604	55.9756%	Fecal		CFU/100 mL	200	283.2	86400	-	15,997.1
5439000	7/31/2015	22.3	22.3	0.1459	3.25	6613	56.0519%	Fecal		CFU/100 mL	200	283.2	86400	-	15,925.7
5439000	7/29/2021	22.3	22.3	0.1459	3.25	6613	56.0519%	Fecal		CFU/100 mL	200	283.2	86400	-	15,925.7
5439000	12/26/2001	22.2	22.2	0.1459	3.24	6615	56.0688%	Fecal		CFU/100 mL	200	283.2	86400	-	15,854.3
5439000	6/11/2012	22.2	22.2	0.1459	3.24	6615	56.0688%	Fecal		CFU/100 mL	200	283.2	86400	-	15,854.3
5439000	10/13/2014	22.2	22.2	0.1459	3.24	6615	56.0688%	Fecal		CFU/100 mL	200	283.2	86400	-	15,854.3
5439000	12/16/2003	22.1	22.1	0.1459	3.23	6618	56.0943%	Fecal		CFU/100 mL	200	283.2	86400	-	15,782.8
5439000	2/20/2004	22.1	22.1	0.1459	3.23	6618	56.0943%	Fecal		CFU/100 mL	200	283.2	86400	-	15,782.8
5439000	7/2/2017	22.1	22.1	0.1459	3.23	6618	56.0943%	Fecal		CFU/100 mL	200	283.2	86400	-	15,782.8
5439000	1/8/1990	22	22	0.1459	3.21	6621	56.1197%	Fecal		CFU/100 mL	200	283.2	86400	-	15,711.4
5439000	1/12/1990	22	22	0.1459	3.21	6621	56.1197%	Fecal		CFU/100 mL	200	283.2	86400	-	15,711.4
5439000	8/1/1990	22	22	0.1459	3.21	6621	56.1197%	Fecal		CFU/100 mL	200	283.2	86400	-	15,711.4
5439000	8/10/1990	22	22	0.1459	3.21	6621	56.1197%	Fecal		CFU/100 mL	200	283.2	86400	-	15,711.4
5439000	9/7/1990	22	22	0.1459	3.21	6621	56.1197%	Fecal		CFU/100 mL	200	283.2	86400	-	15,711.4
5439000	10/23/1990	22	22	0.1459	3.21	6621	56.1197%	Fecal		CFU/100 mL	200	283.2	86400	-	15,711.4
5439000	1/31/1991	22	22	0.1459	3.21	6621	56.1197%	Fecal		CFU/100 mL	200	283.2	86400	-	15,711.4
5439000	6/25/1991	22	22	0.1459	3.21	6621	56.1197%	Fecal		CFU/100 mL	200	283.2	86400	-	15,711.4
5439000	9/13/1991	22	22	0.1459	3.21	6621	56.1197%	Fecal		CFU/100 mL	200	283.2	86400	-	15,711.4
5439000	11/17/1991	22	22	0.1459	3.21	6621	56.1197%	Fecal		CFU/100 mL	200	283.2	86400	-	15,711.4
5439000	5/24/1992	22	22	0.1459	3.21	6621	56.1197%	Fecal		CFU/100 mL	200	283.2	86400	-	15,711.4
5439000	7/20/1992	22	22	0.1459	3.21	6621	56.1197%	Fecal		CFU/100 mL	200	283.2	86400	-	15,711.4
5439000	9/30/1992	22	22	0.1459	3.21	6621	56.1197%	Fecal		CFU/100 mL	200	283.2	86400	-	15,711.4
5439000	8/13/1993	22	22	0.1459	3.21	6621	56.1197%	Fecal		CFU/100 mL	200	283.2	86400	-	15,711.4
5439000	1/7/1994	22	22	0.1459	3.21	6621	56.1197%	Fecal		CFU/100 mL	200	283.2	86400	-	15,711.4
5439000	1/11/1994	22	22	0.1459	3.21	6621	56.1197%	Fecal		CFU/100 mL	200	283.2	86400	-	15,711.4
5439000	11/7/1995	22	22	0.1459	3.21	6621	56.1197%	Fecal		CFU/100 mL	200	283.2	86400	-	15,711.4
5439000	12/6/1995	22	22	0.1459	3.21	6621	56.1197%	Fecal		CFU/100 mL	200	283.2	86400	-	15,711.4
5439000	12/12/1995	22	22	0.1459	3.21	6621	56.1197%	Fecal		CFU/100 mL	200	283.2	86400	-	15,711.4
5439000	3/27/1996	22	22	0.1459	3.21	6621	56.1197%	Fecal		CFU/100 mL	200	283.2	86400	-	15,711.4
5439000	8/31/1996	22	22	0.1459	3.21	6621	56.1197%	Fecal		CFU/100 mL	200	283.2	86400	-	15,711.4
5439000	12/19/1996	22	22	0.1459	3.21	6621	56.1197%	Fecal		CFU/100 mL	200	283.2	86400	-	15,711.4
5439000	1/2/1997	22	22	0.1459	3.21	6621	56.1197%	Fecal		CFU/100 mL	200	283.2	86400	-	15,711.4
5439000	2/9/1997	22	22	0.1459	3.21	6621	56.1197%	Fecal		CFU/100 mL	200	283.2	86400	-	15,711.4
5439000	6/22/1997	22	22	0.1459	3.21	6621	56.1197%	Fecal		CFU/100 mL	200	283.2	86400	-	15,711.4
5439000	1/23/1998	22	22	0.1459	3.21	6621	56.1197%	Fecal		CFU/100 mL	200	283.2	86400	-	15,711.4
5439000	7/17/1998	22	22	0.1459	3.21	6621	56.1197%	Fecal		CFU/100 mL	200	283.2	86400	-	15,711.4
5439000	8/5/1998	22	22	0.1459	3.21	6621	56.1197%	Fecal		CFU/100 mL	200	283.2	86400	-	15,711.4
5439000	12/5/1998	22	22	0.1459	3.21	6621	56.1197%	Fecal		CFU/100 mL	200	283.2	86400	-	15,711.4
5439000	7/7/1999	22	22	0.1459	3.21	6621	56.1197%	Fecal		CFU/100 mL	200	283.2	86400	-	15,711.4
5439000	3/22/2000	22	22	0.1459	3.21	6621	56.1197%	Fecal		CFU/100 mL	200	283.2	86400	-	15,711.4
5439000	3/28/2000	22	22	0.1459	3.21	6621	56.1197%	Fecal		CFU/100 mL	200	283.2	86400	-	15,711.4
5439000	4/10/2000	22	22	0.1459	3.21	6621	56.1197%	Fecal		CFU/100 mL	200	283.2	86400	-	15,711.4
5439000	9/23/2000	22	22	0.1459	3.21	6621	56.1197%	Fecal		CFU/100 mL	200	283.2	86400	-	15,711.4
5439000	11/26/2000	22	22	0.1459	3.21	6621	56.1197%	Fecal		CFU/100 mL	200	283.2	86400	-	15,711.4
5439000	6/29/2001	22	22	0.1459	3.21	6621	56.1197%	Fecal		CFU/100 mL	200	283.2	86400	-	15,711.4
5439000	12/8/2001	22	22	0.1459	3.21	6621	56.1197%	Fecal		CFU/100 mL	200	283.2	86400	-	15,711.4
5439000	7/21/2004	22	22	0.1459	3.21	6621	56.1197%	Fecal		CFU/100 mL	200	283.2	86400	-	15,711.4
5439000	1/23/2005	22	22	0.1459	3.21	6621	56.1197%	Fecal		CFU/100 mL	200	283.2	86400	-	15,711.4
5439000	6/7/2006	22	22	0.1459	3.21	6621	56.1197%	Fecal		CFU/100 mL	200	283.2	86400	-	15,711.4

Gage ID	Date	Discharge (CFS)	Gage Discharge (less Surrogate NPDES) (CFS)	Watershed Area Ratio	Calculated flow (CFS)	Rank	Flow Exceedance %	Parameter	Results	Units (mg or micro_gram	Limit/Standard	100mL/CF	sec/day	Actual Load (million colonies/day)	Allowable Load (million colonies/day)
5439000	11/29/2006	22	22	0.1459	3.21	6621	56.1197%	Fecal		CFU/100 mL	200	283.2	86400	-	15,711.4
5439000	2/28/2008	22	22	0.1459	3.21	6621	56.1197%	Fecal		CFU/100 mL	200	283.2	86400	-	15,711.4
5439000	9/2/2009	22	22	0.1459	3.21	6621	56.1197%	Fecal		CFU/100 mL	200	283.2	86400	-	15,711.4
5439000	11/14/2016	22	22	0.1459	3.21	6621	56.1197%	Fecal		CFU/100 mL	200	283.2	86400	-	15,711.4
5439000	7/21/2018	22	22	0.1459	3.21	6621	56.1197%	Fecal		CFU/100 mL	200	283.2	86400	-	15,711.4
5439000	3/15/2022	22	22	0.1459	3.21	6621	56.1197%	Fecal		CFU/100 mL	200	283.2	86400	-	15,711.4
5439000	3/12/2006	21.9	21.9	0.1459	3.20	6667	56.5096%	Fecal		CFU/100 mL	200	283.2	86400	-	15,640.0
5439000	9/21/2007	21.9	21.9	0.1459	3.20	6667	56.5096%	Fecal		CFU/100 mL	200	283.2	86400	-	15,640.0
5439000	4/12/2018	21.9	21.9	0.1459	3.20	6667	56.5096%	Fecal		CFU/100 mL	200	283.2	86400	-	15,640.0
5439000	11/23/1993	21.8	21.8	0.1459	3.18	6670	56.5350%	Fecal		CFU/100 mL	200	283.2	86400	-	15,568.6
5439000	4/27/2005	21.8	21.8	0.1459	3.18	6670	56.5350%	Fecal		CFU/100 mL	200	283.2	86400	-	15,568.6
5439000	12/11/2006	21.8	21.8	0.1459	3.18	6670	56.5350%	Fecal		CFU/100 mL	200	283.2	86400	-	15,568.6
5439000	6/30/2008	21.8	21.8	0.1459	3.18	6670	56.5350%	Fecal		CFU/100 mL	200	283.2	86400	-	15,568.6
5439000	7/6/2007	21.7	21.7	0.1459	3.17	6674	56.5689%	Fecal		CFU/100 mL	200	283.2	86400	-	15,497.2
5439000	3/13/2022	21.7	21.7	0.1459	3.17	6674	56.5689%	Fecal		CFU/100 mL	200	283.2	86400	-	15,497.2
5439000	7/8/2008	21.6	21.6	0.1459	3.15	6676	56.5859%	Fecal		CFU/100 mL	200	283.2	86400	-	15,425.8
5439000	7/30/2008	21.6	21.6	0.1459	3.15	6676	56.5859%	Fecal		CFU/100 mL	200	283.2	86400	-	15,425.8
5439000	7/16/2010	21.6	21.6	0.1459	3.15	6676	56.5859%	Fecal		CFU/100 mL	200	283.2	86400	-	15,425.8
5439000	7/10/2011	21.6	21.6	0.1459	3.15	6676	56.5859%	Fecal		CFU/100 mL	200	283.2	86400	-	15,425.8
5439000	8/30/2015	21.6	21.6	0.1459	3.15	6676	56.5859%	Fecal		CFU/100 mL	200	283.2	86400	-	15,425.8
5439000	7/19/2017	21.6	21.6	0.1459	3.15	6676	56.5859%	Fecal		CFU/100 mL	200	283.2	86400	-	15,425.8
5439000	7/18/2018	21.6	21.6	0.1459	3.15	6676	56.5859%	Fecal		CFU/100 mL	200	283.2	86400	-	15,425.8
5439000	10/18/2018	21.6	21.6	0.1459	3.15	6676	56.5859%	Fecal		CFU/100 mL	200	283.2	86400	-	15,425.8
5439000	4/11/2005	21.5	21.5	0.1459	3.14	6684	56.6537%	Fecal		CFU/100 mL	200	283.2	86400	-	15,354.4
5439000	4/21/2005	21.5	21.5	0.1459	3.14	6684	56.6537%	Fecal		CFU/100 mL	200	283.2	86400	-	15,354.4
5439000	10/19/2012	21.5	21.5	0.1459	3.14	6684	56.6537%	Fecal		CFU/100 mL	200	283.2	86400	-	15,354.4
5439000	3/4/2016	21.5	21.5	0.1459	3.14	6684	56.6537%	Fecal		CFU/100 mL	200	283.2	86400	-	15,354.4
5439000	5/5/2021	21.5	21.5	0.1459	3.14	6684	56.6537%	Fecal		CFU/100 mL	200	283.2	86400	-	15,354.4
5439000	4/20/1994	21.4	21.4	0.1459	3.12	6689	56.6961%	Fecal		CFU/100 mL	200	283.2	86400	-	15,282.9
5439000	6/13/2003	21.4	21.4	0.1459	3.12	6689	56.6961%	Fecal		CFU/100 mL	200	283.2	86400	-	15,282.9
5439000	12/10/2006	21.4	21.4	0.1459	3.12	6689	56.6961%	Fecal		CFU/100 mL	200	283.2	86400	-	15,282.9
5439000	11/3/2015	21.4	21.4	0.1459	3.12	6689	56.6961%	Fecal		CFU/100 mL	200	283.2	86400	-	15,282.9
5439000	7/14/2003	21.3	21.3	0.1459	3.11	6693	56.7300%	Fecal		CFU/100 mL	200	283.2	86400	-	15,211.5
5439000	7/12/2004	21.3	21.3	0.1459	3.11	6693	56.7300%	Fecal		CFU/100 mL	200	283.2	86400	-	15,211.5
5439000	12/9/2006	21.3	21.3	0.1459	3.11	6693	56.7300%	Fecal		CFU/100 mL	200	283.2	86400	-	15,211.5
5439000	9/22/2007	21.3	21.3	0.1459	3.11	6693	56.7300%	Fecal		CFU/100 mL	200	283.2	86400	-	15,211.5
5439000	2/22/2013	21.3	21.3	0.1459	3.11	6693	56.7300%	Fecal		CFU/100 mL	200	283.2	86400	-	15,211.5
5439000	11/11/2018	21.3	21.3	0.1459	3.11	6693	56.7300%	Fecal		CFU/100 mL	200	283.2	86400	-	15,211.5
5439000	7/16/2009	21.2	21.2	0.1459	3.09	6699	56.7808%	Fecal		CFU/100 mL	200	283.2	86400	-	15,140.1
5439000	7/23/2011	21.2	21.2	0.1459	3.09	6699	56.7808%	Fecal		CFU/100 mL	200	283.2	86400	-	15,140.1
5439000	4/13/2018	21.2	21.2	0.1459	3.09	6699	56.7808%	Fecal		CFU/100 mL	200	283.2	86400	-	15,140.1
5439000	4/9/2006	21.1	21.1	0.1459	3.08	6702	56.8062%	Fecal		CFU/100 mL	200	283.2	86400	-	15,068.7
5439000	7/24/2009	21.1	21.1	0.1459	3.08	6702	56.8062%	Fecal		CFU/100 mL	200	283.2	86400	-	15,068.7
5439000	6/12/2012	21.1	21.1	0.1459	3.08	6702	56.8062%	Fecal		CFU/100 mL	200	283.2	86400	-	15,068.7
5439000	8/9/2017	21.1	21.1	0.1459	3.08	6702	56.8062%	Fecal		CFU/100 mL	200	283.2	86400	-	15,068.7
5439000	8/16/2017	21.1	21.1	0.1459	3.08	6702	56.8062%	Fecal		CFU/100 mL	200	283.2	86400	-	15,068.7
5439000	2/16/2018	21.1	21.1	0.1459	3.08	6702	56.8062%	Fecal		CFU/100 mL	200	283.2	86400	-	15,068.7
5439000	9/13/2020	21.1	21.1	0.1459	3.08	6702	56.8062%	Fecal		CFU/100 mL	200	283.2	86400	-	15,068.7
5439000	9/1/1990	21	21	0.1459	3.06	6709	56.8656%	Fecal		CFU/100 mL	200	283.2	86400	-	14,997.3
5439000	10/10/1990	21	21	0.1459	3.06	6709	56.8656%	Fecal		CFU/100 mL	200	283.2	86400	-	14,997.3
5439000	10/24/1990	21	21	0.1459	3.06	6709	56.8656%	Fecal		CFU/100 mL	200	283.2	86400	-	14,997.3
5439000	6/26/1991	21	21	0.1459	3.06	6709	56.8656%	Fecal		CFU/100 mL	200	283.2	86400	-	14,997.3
5439000	7/4/1991	21	21	0.1459	3.06	6709	56.8656%	Fecal		CFU/100 mL	200	283.2	86400	-	14,997.3
5439000	5/25/1992	21	21	0.1459	3.06	6709	56.8656%	Fecal		CFU/100 mL	200	283.2	86400	-	14,997.3
5439000	5/26/1992	21	21	0.1459	3.06	6709	56.8656%	Fecal		CFU/100 mL	200	283.2	86400	-	14,997.3
5439000	9/24/1992	21	21	0.1459	3.06	6709	56.8656%	Fecal		CFU/100 mL	200	283.2	86400	-	14,997.3
5439000	8/19/1993	21	21	0.1459	3.06	6709	56.8656%	Fecal		CFU/100 mL	200	283.2	86400	-	14,997.3
5439000	9/7/1993	21	21	0.1459	3.06	6709	56.8656%	Fecal		CFU/100 mL	200	283.2	86400	-	14,997.3
5439000	1/12/1994	21	21	0.1459	3.06	6709	56.8656%	Fecal		CFU/100 mL	200	283.2	86400	-	14,997.3
5439000	1/26/1994	21	21	0.1459	3.06	6709	56.8656%	Fecal		CFU/100 mL	200	283.2	86400	-	14,997.3
5439000	2/15/1994	21	21	0.1459	3.06	6709	56.8656%	Fecal		CFU/100 mL	200	283.2	86400	-	14,997.3
5439000	6/17/1994	21	21	0.1459	3.06	6709	56.8656%	Fecal		CFU/100 mL	200	283.2	86400	-	14,997.3
5439000	12/13/1995	21	21	0.1459	3.06	6709	56.8656%	Fecal		CFU/100 mL	200	283.2	86400	-	14,997.3
5439000	1/17/1996	21	21	0.1459	3.06	6709	56.8656%	Fecal		CFU/100 mL	200	283.2	86400	-	14,997.3
5439000	4/26/1996	21	21	0.1459	3.06	6709	56.8656%	Fecal		CFU/100 mL	200	283.2	86400	-	14,997.3
5439000	7/16/1996	21	21	0.1459	3.06	6709	56.8656%	Fecal		CFU/100 mL	200	283.2	86400	-	14,997.3
5439000	12/26/1996	21	21	0.1459	3.06	6709	56.8656%	Fecal		CFU/100 mL	200	283.2	86400	-	14,997.3
5439000	12/29/1996	21	21	0.1459	3.06	6709	56.8656%	Fecal		CFU/100 mL	200	283.2	86400	-	14,997.3
5439000	1/14/1997	21	21	0.1459	3.06	6709	56.8656%	Fecal		CFU/100 mL	200	283.2	86400	-	14,997.3
5439000	1/22/1997	21	21	0.1459	3.06	6709	56.8656%	Fecal		CFU/100 mL	200	283.2	86400	-	14,997.3
5439000	1/26/1997	21	21	0.1459	3.06	6709	56.8656%	Fecal		CFU/100 mL	200	283.2	86400	-	14,997.3
5439000	2/4/1997	21	21	0.1459	3.06	6709	56.8656%	Fecal		CFU/100 mL	200	283.2	86400	-	14,997.3
5439000	2/10/1997	21	21	0.1459	3.06	6709	56.8656%	Fecal		CFU/100 mL	200	283.2	86400	-	14,997.3
5439000	2/17/1997	21	21	0.1459	3.06	6709	56.8656%	Fecal		CFU/100 mL	200	283.2	86400	-	14,997.3
5439000	6/23/1997	21	21	0.1459	3.06	6709	56.8656%	Fecal		CFU/100 mL	200	283.2	86400	-	14,997.3
5439000	7/3/1997	21	21	0.1459	3.06	6709	56.8656%	Fecal		CFU/100 mL	200	283.2	86400	-	14,997.3
5439000	1/24/1998	21	21	0.1459	3.06	6709	56.8656%	Fecal		CFU/100 mL	200	283.2	86400	-	14,997.3
5439000	1/25/1998	21	21	0.1459	3.06	6709	56.8656%	Fecal		CFU/100 mL	200	283.2	86400	-	14,997.3
5439000	7/20/1998	21	21	0.1459	3.06	6709	56.8656%	Fecal		CFU/100 mL	200	283.2	86400	-	14,997.3
5439000	7/10/1999	21	21	0.1459	3.06	6709	56.8656%	Fecal		CFU/100 mL	200	283.2	86400	-	14,997.3
5439000	2/22/2000	21	21	0.1459	3.06	6709	56.8656%	Fecal		CFU/100 mL	200	283.2	86400	-	14,997.3
5439000	3/23/2000	21	21	0.1459	3.06	6709	56.8656%	Fecal		CFU/100 mL	200	283.2	86400	-	14,997.3
5439000	3/26/2000	21	21	0.1459	3.06	6709	56.8656%	Fecal		CFU/100 mL	200	283.2	86400	-	14,997.3
5439000	4/9/2000	21	21	0.1459	3.06	6709	56.8656%	Fecal		CFU/100 mL	200	283.2	86400	-	14,997.3
5439000	8/10/2000	21	21	0.1459	3.06	6709	56.8656%	Fecal		CFU/100 mL	200	283.2	86400	-	14,997.3
5439000	10/8/2000	21	21	0.1459	3.06	6709	56.8656%	Fecal		CFU/100 mL	200	283.2	86400	-	14,997.3
5439000	11/21/2000	21	21	0.1459	3.06	6709	56.8656%	Fecal		CFU/100 mL	200	283.2	86400	-	14,997.3
5439000	11/22/2000	21	21	0.1459	3.06	6709	56.8656%	Fecal		CFU/100 mL	200	283.2	86400	-	14,997.3
5439000	7/3/2001	21	21	0.1459	3.06	6709	56.8656%	Fecal		CFU/100 mL	200	283.2	86400	-	14,997.3
5439000	11/3/2001	21	21	0.1459	3.06	6709	56.8656%	Fecal		CFU/100 mL	200	283.2	86400	-	14,997.3

Gage ID	Date	Discharge (CFS)	Gage Discharge (less Surrogate NPDES) (CFS)	Watershed Area Ratio	Calculated flow (CFS)	Rank	Flow Exceedance %	Parameter	Results	Units (mg or micro_gram	Limit/Standard	100mL/CF	sec/day	Actual Load (million colonies/day)	Allowable Load (million colonies/day)
5439000	1/11/2011	21	21	0.1459	3.06	6709	56.8656%	Fecal		CFU/100 mL	200	283.2	86400	-	14,997.3
5439000	4/9/2018	21	21	0.1459	3.06	6709	56.8656%	Fecal		CFU/100 mL	200	283.2	86400	-	14,997.3
5439000	8/4/2008	20.9	20.9	0.1459	3.05	6753	57.2385%	Fecal		CFU/100 mL	200	283.2	86400	-	14,925.9
5439000	12/8/2008	20.9	20.9	0.1459	3.05	6753	57.2385%	Fecal		CFU/100 mL	200	283.2	86400	-	14,925.9
5439000	5/7/2014	20.9	20.9	0.1459	3.05	6753	57.2385%	Fecal		CFU/100 mL	200	283.2	86400	-	14,925.9
5439000	3/10/2015	20.9	20.9	0.1459	3.05	6753	57.2385%	Fecal		CFU/100 mL	200	283.2	86400	-	14,925.9
5439000	8/10/2015	20.9	20.9	0.1459	3.05	6753	57.2385%	Fecal		CFU/100 mL	200	283.2	86400	-	14,925.9
5439000	2/3/2005	20.8	20.8	0.1459	3.04	6758	57.2809%	Fecal		CFU/100 mL	200	283.2	86400	-	14,854.4
5439000	1/23/2009	20.8	20.8	0.1459	3.04	6758	57.2809%	Fecal		CFU/100 mL	200	283.2	86400	-	14,854.4
5439000	1/27/2009	20.8	20.8	0.1459	3.04	6758	57.2809%	Fecal		CFU/100 mL	200	283.2	86400	-	14,854.4
5439000	7/17/2009	20.8	20.8	0.1459	3.04	6758	57.2809%	Fecal		CFU/100 mL	200	283.2	86400	-	14,854.4
5439000	8/3/2015	20.8	20.8	0.1459	3.04	6758	57.2809%	Fecal		CFU/100 mL	200	283.2	86400	-	14,854.4
5439000	10/5/2018	20.8	20.8	0.1459	3.04	6758	57.2809%	Fecal		CFU/100 mL	200	283.2	86400	-	14,854.4
5439000	9/7/2019	20.8	20.8	0.1459	3.04	6758	57.2809%	Fecal		CFU/100 mL	200	283.2	86400	-	14,854.4
5439000	12/17/2020	20.8	20.8	0.1459	3.04	6758	57.2809%	Fecal		CFU/100 mL	200	283.2	86400	-	14,854.4
5439000	4/24/1994	20.7	20.7	0.1459	3.02	6766	57.3487%	Fecal		CFU/100 mL	200	283.2	86400	-	14,783.0
5439000	7/13/1994	20.7	20.7	0.1459	3.02	6766	57.3487%	Fecal		CFU/100 mL	200	283.2	86400	-	14,783.0
5439000	5/22/2007	20.7	20.7	0.1459	3.02	6766	57.3487%	Fecal		CFU/100 mL	200	283.2	86400	-	14,783.0
5439000	7/19/2013	20.7	20.7	0.1459	3.02	6766	57.3487%	Fecal		CFU/100 mL	200	283.2	86400	-	14,783.0
5439000	9/4/2014	20.7	20.7	0.1459	3.02	6766	57.3487%	Fecal		CFU/100 mL	200	283.2	86400	-	14,783.0
5439000	8/2/2015	20.7	20.7	0.1459	3.02	6766	57.3487%	Fecal		CFU/100 mL	200	283.2	86400	-	14,783.0
5439000	11/12/2016	20.7	20.7	0.1459	3.02	6766	57.3487%	Fecal		CFU/100 mL	200	283.2	86400	-	14,783.0
5439000	4/25/2018	20.7	20.7	0.1459	3.02	6766	57.3487%	Fecal		CFU/100 mL	200	283.2	86400	-	14,783.0
5439000	4/29/1994	20.6	20.6	0.1459	3.01	6774	57.4165%	Fecal		CFU/100 mL	200	283.2	86400	-	14,711.6
5439000	7/29/2008	20.6	20.6	0.1459	3.01	6774	57.4165%	Fecal		CFU/100 mL	200	283.2	86400	-	14,711.6
5439000	7/26/2011	20.6	20.6	0.1459	3.01	6774	57.4165%	Fecal		CFU/100 mL	200	283.2	86400	-	14,711.6
5439000	7/3/2017	20.6	20.6	0.1459	3.01	6774	57.4165%	Fecal		CFU/100 mL	200	283.2	86400	-	14,711.6
5439000	8/28/2018	20.6	20.6	0.1459	3.01	6774	57.4165%	Fecal		CFU/100 mL	200	283.2	86400	-	14,711.6
5439000	7/18/1994	20.5	20.5	0.1459	2.99	6779	57.4589%	Fecal		CFU/100 mL	200	283.2	86400	-	14,640.2
5439000	4/27/2014	20.5	20.5	0.1459	2.99	6779	57.4589%	Fecal		CFU/100 mL	200	283.2	86400	-	14,640.2
5439000	7/26/2014	20.5	20.5	0.1459	2.99	6779	57.4589%	Fecal		CFU/100 mL	200	283.2	86400	-	14,640.2
5439000	12/16/2017	20.5	20.5	0.1459	2.99	6779	57.4589%	Fecal		CFU/100 mL	200	283.2	86400	-	14,640.2
5439000	4/23/2018	20.5	20.5	0.1459	2.99	6779	57.4589%	Fecal		CFU/100 mL	200	283.2	86400	-	14,640.2
5439000	10/19/2018	20.5	20.5	0.1459	2.99	6779	57.4589%	Fecal		CFU/100 mL	200	283.2	86400	-	14,640.2
5439000	9/12/2019	20.5	20.5	0.1459	2.99	6779	57.4589%	Fecal		CFU/100 mL	200	283.2	86400	-	14,640.2
5439000	4/28/1994	20.4	20.4	0.1459	2.98	6786	57.5182%	Fecal		CFU/100 mL	200	283.2	86400	-	14,568.8
5439000	7/1/2007	20.4	20.4	0.1459	2.98	6786	57.5182%	Fecal		CFU/100 mL	200	283.2	86400	-	14,568.8
5439000	3/6/2016	20.4	20.4	0.1459	2.98	6786	57.5182%	Fecal		CFU/100 mL	200	283.2	86400	-	14,568.8
5439000	11/15/2016	20.4	20.4	0.1459	2.98	6786	57.5182%	Fecal		CFU/100 mL	200	283.2	86400	-	14,568.8
5439000	4/21/1994	20.3	20.3	0.1459	2.96	6790	57.5521%	Fecal		CFU/100 mL	200	283.2	86400	-	14,497.4
5439000	12/12/2001	20.3	20.3	0.1459	2.96	6790	57.5521%	Fecal		CFU/100 mL	200	283.2	86400	-	14,497.4
5439000	6/19/2003	20.3	20.3	0.1459	2.96	6790	57.5521%	Fecal		CFU/100 mL	200	283.2	86400	-	14,497.4
5439000	6/5/2005	20.3	20.3	0.1459	2.96	6790	57.5521%	Fecal		CFU/100 mL	200	283.2	86400	-	14,497.4
5439000	4/29/2006	20.3	20.3	0.1459	2.96	6790	57.5521%	Fecal		CFU/100 mL	200	283.2	86400	-	14,497.4
5439000	7/14/2020	20.3	20.3	0.1459	2.96	6790	57.5521%	Fecal		CFU/100 mL	200	283.2	86400	-	14,497.4
5439000	5/24/2005	20.2	20.2	0.1459	2.95	6796	57.6030%	Fecal		CFU/100 mL	200	283.2	86400	-	14,426.0
5439000	4/28/2006	20.2	20.2	0.1459	2.95	6796	57.6030%	Fecal		CFU/100 mL	200	283.2	86400	-	14,426.0
5439000	7/5/2020	20.2	20.2	0.1459	2.95	6796	57.6030%	Fecal		CFU/100 mL	200	283.2	86400	-	14,426.0
5439000	5/2/1994	20.1	20.1	0.1459	2.93	6799	57.6284%	Fecal		CFU/100 mL	200	283.2	86400	-	14,354.5
5439000	5/15/2005	20.1	20.1	0.1459	2.93	6799	57.6284%	Fecal		CFU/100 mL	200	283.2	86400	-	14,354.5
5439000	7/25/2009	20.1	20.1	0.1459	2.93	6799	57.6284%	Fecal		CFU/100 mL	200	283.2	86400	-	14,354.5
5439000	5/6/2021	20.1	20.1	0.1459	2.93	6799	57.6284%	Fecal		CFU/100 mL	200	283.2	86400	-	14,354.5
5439000	8/2/1990	20	20	0.1459	2.92	6803	57.6623%	Fecal		CFU/100 mL	200	283.2	86400	-	14,283.1
5439000	10/12/1990	20	20	0.1459	2.92	6803	57.6623%	Fecal		CFU/100 mL	200	283.2	86400	-	14,283.1
5439000	10/15/1990	20	20	0.1459	2.92	6803	57.6623%	Fecal		CFU/100 mL	200	283.2	86400	-	14,283.1
5439000	6/27/1991	20	20	0.1459	2.92	6803	57.6623%	Fecal		CFU/100 mL	200	283.2	86400	-	14,283.1
5439000	7/1/1991	20	20	0.1459	2.92	6803	57.6623%	Fecal		CFU/100 mL	200	283.2	86400	-	14,283.1
5439000	11/27/1991	20	20	0.1459	2.92	6803	57.6623%	Fecal		CFU/100 mL	200	283.2	86400	-	14,283.1
5439000	5/27/1992	20	20	0.1459	2.92	6803	57.6623%	Fecal		CFU/100 mL	200	283.2	86400	-	14,283.1
5439000	6/17/1992	20	20	0.1459	2.92	6803	57.6623%	Fecal		CFU/100 mL	200	283.2	86400	-	14,283.1
5439000	8/26/1992	20	20	0.1459	2.92	6803	57.6623%	Fecal		CFU/100 mL	200	283.2	86400	-	14,283.1
5439000	9/18/1992	20	20	0.1459	2.92	6803	57.6623%	Fecal		CFU/100 mL	200	283.2	86400	-	14,283.1
5439000	9/20/1992	20	20	0.1459	2.92	6803	57.6623%	Fecal		CFU/100 mL	200	283.2	86400	-	14,283.1
5439000	9/25/1992	20	20	0.1459	2.92	6803	57.6623%	Fecal		CFU/100 mL	200	283.2	86400	-	14,283.1
5439000	8/14/1993	20	20	0.1459	2.92	6803	57.6623%	Fecal		CFU/100 mL	200	283.2	86400	-	14,283.1
5439000	9/11/1993	20	20	0.1459	2.92	6803	57.6623%	Fecal		CFU/100 mL	200	283.2	86400	-	14,283.1
5439000	1/8/1994	20	20	0.1459	2.92	6803	57.6623%	Fecal		CFU/100 mL	200	283.2	86400	-	14,283.1
5439000	1/9/1994	20	20	0.1459	2.92	6803	57.6623%	Fecal		CFU/100 mL	200	283.2	86400	-	14,283.1
5439000	1/10/1994	20	20	0.1459	2.92	6803	57.6623%	Fecal		CFU/100 mL	200	283.2	86400	-	14,283.1
5439000	1/13/1994	20	20	0.1459	2.92	6803	57.6623%	Fecal		CFU/100 mL	200	283.2	86400	-	14,283.1
5439000	1/21/1994	20	20	0.1459	2.92	6803	57.6623%	Fecal		CFU/100 mL	200	283.2	86400	-	14,283.1
5439000	1/27/1994	20	20	0.1459	2.92	6803	57.6623%	Fecal		CFU/100 mL	200	283.2	86400	-	14,283.1
5439000	1/31/1994	20	20	0.1459	2.92	6803	57.6623%	Fecal		CFU/100 mL	200	283.2	86400	-	14,283.1
5439000	2/1/1994	20	20	0.1459	2.92	6803	57.6623%	Fecal		CFU/100 mL	200	283.2	86400	-	14,283.1
5439000	2/2/1994	20	20	0.1459	2.92	6803	57.6623%	Fecal		CFU/100 mL	200	283.2	86400	-	14,283.1
5439000	2/3/1994	20	20	0.1459	2.92	6803	57.6623%	Fecal		CFU/100 mL	200	283.2	86400	-	14,283.1
5439000	2/4/1994	20	20	0.1459	2.92	6803	57.6623%	Fecal		CFU/100 mL	200	283.2	86400	-	14,283.1
5439000	2/14/1994	20	20	0.1459	2.92	6803	57.6623%	Fecal		CFU/100 mL	200	283.2	86400	-	14,283.1
5439000	8/18/1995	20	20	0.1459	2.92	6803	57.6623%	Fecal		CFU/100 mL	200	283.2	86400	-	14,283.1
5439000	12/14/1995	20	20	0.1459	2.92	6803	57.6623%	Fecal		CFU/100 mL	200	283.2	86400	-	14,283.1
5439000	12/15/1995	20	20	0.1459	2.92	6803	57.6623%	Fecal		CFU/100 mL	200	283.2	86400	-	14,283.1
5439000	4/24/1996	20	20	0.1459	2.92	6803	57.6623%	Fecal		CFU/100 mL	200	283.2	86400	-	14,283.1
5439000	12/27/1996	20	20	0.1459	2.92	6803	57.6623%	Fecal		CFU/100 mL	200	283.2	86400	-	14,283.1
5439000	1/12/1997	20	20	0.1459	2.92	6803	57.6623%	Fecal		CFU/100 mL	200	283.2	86400	-	14,283.1
5439000	1/13/1997	20	20	0.1459	2.92	6803	57.6623%	Fecal		CFU/100 mL	200	283.2	86400	-	14,283.1
5439000	1/21/1997	20	20	0.1459	2.92	6803	57.6623%	Fecal		CFU/100 mL	200	283.2	86400	-	14,283.1
5439000	1/27/1997	20	20	0.1459	2.92	6803	57.6623%	Fecal		CFU/100 mL	200	283.2	86400	-	14,283.1
5439000	2/11/1997	20	20	0.1459	2.92	6803	57.6623%	Fecal		CFU/100 mL	200	283.2	86400	-	14,283.1
5439000	1/26/1998	20	20	0.1459	2.92	6803	57.6623%	Fecal		CFU/100 mL	200	283.2	86400	-	14,283.1
5439000	7/18/1998	20	20	0.1459	2.92	6803	57.6623%	Fecal		CFU/100 mL	200	283.2	86400	-	14,283.1

Gage ID	Date	Discharge (CFS)	Gage Discharge (less Surrogate NPDES) (CFS)	Watershed Area Ratio	Calculated flow (CFS)	Rank	Flow Exceedance %	Parameter	Results	Units (mg or micro_gram	Limit/Standard	100mL/CF	sec/day	Actual Load (million colonies/day)	Allowable Load (million colonies/day)
5439000	12/24/1998	20	20	0.1459	2.92	6803	57.6623%	Fecal		CFU/100 mL	200	283.2	86400	-	14,283.1
5439000	7/8/1999	20	20	0.1459	2.92	6803	57.6623%	Fecal		CFU/100 mL	200	283.2	86400	-	14,283.1
5439000	4/18/2000	20	20	0.1459	2.92	6803	57.6623%	Fecal		CFU/100 mL	200	283.2	86400	-	14,283.1
5439000	9/24/2000	20	20	0.1459	2.92	6803	57.6623%	Fecal		CFU/100 mL	200	283.2	86400	-	14,283.1
5439000	6/30/2001	20	20	0.1459	2.92	6803	57.6623%	Fecal		CFU/100 mL	200	283.2	86400	-	14,283.1
5439000	9/20/2001	20	20	0.1459	2.92	6803	57.6623%	Fecal		CFU/100 mL	200	283.2	86400	-	14,283.1
5439000	8/4/2002	20	20	0.1459	2.92	6803	57.6623%	Fecal		CFU/100 mL	200	283.2	86400	-	14,283.1
5439000	4/10/2006	20	20	0.1459	2.92	6803	57.6623%	Fecal		CFU/100 mL	200	283.2	86400	-	14,283.1
5439000	6/16/2007	20	20	0.1459	2.92	6803	57.6623%	Fecal		CFU/100 mL	200	283.2	86400	-	14,283.1
5439000	12/15/2007	20	20	0.1459	2.92	6803	57.6623%	Fecal		CFU/100 mL	200	283.2	86400	-	14,283.1
5439000	7/27/2008	20	20	0.1459	2.92	6803	57.6623%	Fecal		CFU/100 mL	200	283.2	86400	-	14,283.1
5439000	12/5/2008	20	20	0.1459	2.92	6803	57.6623%	Fecal		CFU/100 mL	200	283.2	86400	-	14,283.1
5439000	8/17/2009	20	20	0.1459	2.92	6803	57.6623%	Fecal		CFU/100 mL	200	283.2	86400	-	14,283.1
5439000	8/20/2009	20	20	0.1459	2.92	6803	57.6623%	Fecal		CFU/100 mL	200	283.2	86400	-	14,283.1
5439000	1/8/2011	20	20	0.1459	2.92	6803	57.6623%	Fecal		CFU/100 mL	200	283.2	86400	-	14,283.1
5439000	1/9/2011	20	20	0.1459	2.92	6803	57.6623%	Fecal		CFU/100 mL	200	283.2	86400	-	14,283.1
5439000	1/18/2011	20	20	0.1459	2.92	6803	57.6623%	Fecal		CFU/100 mL	200	283.2	86400	-	14,283.1
5439000	6/13/2012	20	20	0.1459	2.92	6803	57.6623%	Fecal		CFU/100 mL	200	283.2	86400	-	14,283.1
5439000	2/2/2013	20	20	0.1459	2.92	6803	57.6623%	Fecal		CFU/100 mL	200	283.2	86400	-	14,283.1
5439000	2/17/2013	20	20	0.1459	2.92	6803	57.6623%	Fecal		CFU/100 mL	200	283.2	86400	-	14,283.1
5439000	10/29/2016	20	20	0.1459	2.92	6803	57.6623%	Fecal		CFU/100 mL	200	283.2	86400	-	14,283.1
5439000	11/13/2016	20	20	0.1459	2.92	6803	57.6623%	Fecal		CFU/100 mL	200	283.2	86400	-	14,283.1
5439000	12/9/2001	19.9	19.9	0.1459	2.90	6863	58.1709%	Fecal		CFU/100 mL	200	283.2	86400	-	14,211.7
5439000	7/3/2002	19.9	19.9	0.1459	2.90	6863	58.1709%	Fecal		CFU/100 mL	200	283.2	86400	-	14,211.7
5439000	4/26/2014	19.9	19.9	0.1459	2.90	6863	58.1709%	Fecal		CFU/100 mL	200	283.2	86400	-	14,211.7
5439000	5/7/2021	19.9	19.9	0.1459	2.90	6863	58.1709%	Fecal		CFU/100 mL	200	283.2	86400	-	14,211.7
5439000	7/25/2021	19.9	19.9	0.1459	2.90	6863	58.1709%	Fecal		CFU/100 mL	200	283.2	86400	-	14,211.7
5439000	10/24/2021	19.9	19.9	0.1459	2.90	6863	58.1709%	Fecal		CFU/100 mL	200	283.2	86400	-	14,211.7
5439000	4/27/1994	19.8	19.8	0.1459	2.89	6869	58.2217%	Fecal		CFU/100 mL	200	283.2	86400	-	14,140.3
5439000	10/14/2012	19.8	19.8	0.1459	2.89	6869	58.2217%	Fecal		CFU/100 mL	200	283.2	86400	-	14,140.3
5439000	12/13/2017	19.8	19.8	0.1459	2.89	6869	58.2217%	Fecal		CFU/100 mL	200	283.2	86400	-	14,140.3
5439000	5/7/1994	19.7	19.7	0.1459	2.87	6872	58.2472%	Fecal		CFU/100 mL	200	283.2	86400	-	14,068.9
5439000	11/4/2001	19.7	19.7	0.1459	2.87	6872	58.2472%	Fecal		CFU/100 mL	200	283.2	86400	-	14,068.9
5439000	6/14/2003	19.7	19.7	0.1459	2.87	6872	58.2472%	Fecal		CFU/100 mL	200	283.2	86400	-	14,068.9
5439000	5/8/2014	19.7	19.7	0.1459	2.87	6872	58.2472%	Fecal		CFU/100 mL	200	283.2	86400	-	14,068.9
5439000	9/10/2015	19.7	19.7	0.1459	2.87	6872	58.2472%	Fecal		CFU/100 mL	200	283.2	86400	-	14,068.9
5439000	3/12/2022	19.7	19.7	0.1459	2.87	6872	58.2472%	Fecal		CFU/100 mL	200	283.2	86400	-	14,068.9
5439000	4/22/1994	19.6	19.6	0.1459	2.86	6878	58.2980%	Fecal		CFU/100 mL	200	283.2	86400	-	13,997.5
5439000	4/12/2006	19.6	19.6	0.1459	2.86	6878	58.2980%	Fecal		CFU/100 mL	200	283.2	86400	-	13,997.5
5439000	5/10/2014	19.6	19.6	0.1459	2.86	6878	58.2980%	Fecal		CFU/100 mL	200	283.2	86400	-	13,997.5
5439000	8/12/2014	19.6	19.6	0.1459	2.86	6878	58.2980%	Fecal		CFU/100 mL	200	283.2	86400	-	13,997.5
5439000	8/1/2015	19.6	19.6	0.1459	2.86	6878	58.2980%	Fecal		CFU/100 mL	200	283.2	86400	-	13,997.5
5439000	7/27/2019	19.6	19.6	0.1459	2.86	6878	58.2980%	Fecal		CFU/100 mL	200	283.2	86400	-	13,997.5
5439000	7/13/2004	19.5	19.5	0.1459	2.85	6884	58.3489%	Fecal		CFU/100 mL	200	283.2	86400	-	13,926.0
5439000	4/11/2006	19.5	19.5	0.1459	2.85	6884	58.3489%	Fecal		CFU/100 mL	200	283.2	86400	-	13,926.0
5439000	12/21/2007	19.5	19.5	0.1459	2.85	6884	58.3489%	Fecal		CFU/100 mL	200	283.2	86400	-	13,926.0
5439000	7/17/2010	19.5	19.5	0.1459	2.85	6884	58.3489%	Fecal		CFU/100 mL	200	283.2	86400	-	13,926.0
5439000	11/3/2011	19.5	19.5	0.1459	2.85	6884	58.3489%	Fecal		CFU/100 mL	200	283.2	86400	-	13,926.0
5439000	4/23/1994	19.4	19.4	0.1459	2.83	6889	58.3913%	Fecal		CFU/100 mL	200	283.2	86400	-	13,854.6
5439000	12/29/2001	19.4	19.4	0.1459	2.83	6889	58.3913%	Fecal		CFU/100 mL	200	283.2	86400	-	13,854.6
5439000	6/15/2007	19.4	19.4	0.1459	2.83	6889	58.3913%	Fecal		CFU/100 mL	200	283.2	86400	-	13,854.6
5439000	9/13/2014	19.4	19.4	0.1459	2.83	6889	58.3913%	Fecal		CFU/100 mL	200	283.2	86400	-	13,854.6
5439000	11/5/2018	19.4	19.4	0.1459	2.83	6889	58.3913%	Fecal		CFU/100 mL	200	283.2	86400	-	13,854.6
5439000	7/4/2002	19.3	19.3	0.1459	2.82	6894	58.4336%	Fecal		CFU/100 mL	200	283.2	86400	-	13,783.2
5439000	6/8/2006	19.3	19.3	0.1459	2.82	6894	58.4336%	Fecal		CFU/100 mL	200	283.2	86400	-	13,783.2
5439000	6/14/2012	19.3	19.3	0.1459	2.82	6894	58.4336%	Fecal		CFU/100 mL	200	283.2	86400	-	13,783.2
5439000	3/17/2003	19.2	19.2	0.1459	2.80	6897	58.4591%	Fecal		CFU/100 mL	200	283.2	86400	-	13,711.8
5439000	11/23/2016	19.2	19.2	0.1459	2.80	6897	58.4591%	Fecal		CFU/100 mL	200	283.2	86400	-	13,711.8
5439000	7/3/2007	19.1	19.1	0.1459	2.79	6899	58.4760%	Fecal		CFU/100 mL	200	283.2	86400	-	13,640.4
5439000	1/13/1990	19	19	0.1459	2.77	6900	58.4845%	Fecal		CFU/100 mL	200	283.2	86400	-	13,569.0
5439000	10/16/1990	19	19	0.1459	2.77	6900	58.4845%	Fecal		CFU/100 mL	200	283.2	86400	-	13,569.0
5439000	3/13/1991	19	19	0.1459	2.77	6900	58.4845%	Fecal		CFU/100 mL	200	283.2	86400	-	13,569.0
5439000	3/14/1991	19	19	0.1459	2.77	6900	58.4845%	Fecal		CFU/100 mL	200	283.2	86400	-	13,569.0
5439000	6/28/1991	19	19	0.1459	2.77	6900	58.4845%	Fecal		CFU/100 mL	200	283.2	86400	-	13,569.0
5439000	10/30/1991	19	19	0.1459	2.77	6900	58.4845%	Fecal		CFU/100 mL	200	283.2	86400	-	13,569.0
5439000	6/5/1992	19	19	0.1459	2.77	6900	58.4845%	Fecal		CFU/100 mL	200	283.2	86400	-	13,569.0
5439000	7/25/1992	19	19	0.1459	2.77	6900	58.4845%	Fecal		CFU/100 mL	200	283.2	86400	-	13,569.0
5439000	10/1/1992	19	19	0.1459	2.77	6900	58.4845%	Fecal		CFU/100 mL	200	283.2	86400	-	13,569.0
5439000	8/8/1993	19	19	0.1459	2.77	6900	58.4845%	Fecal		CFU/100 mL	200	283.2	86400	-	13,569.0
5439000	8/20/1993	19	19	0.1459	2.77	6900	58.4845%	Fecal		CFU/100 mL	200	283.2	86400	-	13,569.0
5439000	9/8/1993	19	19	0.1459	2.77	6900	58.4845%	Fecal		CFU/100 mL	200	283.2	86400	-	13,569.0
5439000	1/14/1994	19	19	0.1459	2.77	6900	58.4845%	Fecal		CFU/100 mL	200	283.2	86400	-	13,569.0
5439000	1/15/1994	19	19	0.1459	2.77	6900	58.4845%	Fecal		CFU/100 mL	200	283.2	86400	-	13,569.0
5439000	1/28/1994	19	19	0.1459	2.77	6900	58.4845%	Fecal		CFU/100 mL	200	283.2	86400	-	13,569.0
5439000	1/29/1994	19	19	0.1459	2.77	6900	58.4845%	Fecal		CFU/100 mL	200	283.2	86400	-	13,569.0
5439000	1/30/1994	19	19	0.1459	2.77	6900	58.4845%	Fecal		CFU/100 mL	200	283.2	86400	-	13,569.0
5439000	2/5/1994	19	19	0.1459	2.77	6900	58.4845%	Fecal		CFU/100 mL	200	283.2	86400	-	13,569.0
5439000	2/6/1994	19	19	0.1459	2.77	6900	58.4845%	Fecal		CFU/100 mL	200	283.2	86400	-	13,569.0
5439000	8/10/1994	19	19	0.1459	2.77	6900	58.4845%	Fecal		CFU/100 mL	200	283.2	86400	-	13,569.0
5439000	7/16/1995	19	19	0.1459	2.77	6900	58.4845%	Fecal		CFU/100 mL	200	283.2	86400	-	13,569.0
5439000	3/28/1996	19	19	0.1459	2.77	6900	58.4845%	Fecal		CFU/100 mL	200	283.2	86400	-	13,569.0
5439000	9/1/1996	19	19	0.1459	2.77	6900	58.4845%	Fecal		CFU/100 mL	200	283.2	86400	-	13,569.0
5439000	1/1/1997	19	19	0.1459	2.77	6900	58.4845%	Fecal		CFU/100 mL	200	283.2	86400	-	13,569.0
5439000	1/15/1997	19	19	0.1459	2.77	6900	58.4845%	Fecal		CFU/100 mL	200	283.2	86400	-	13,569.0
5439000	1/16/1997	19	19	0.1459	2.77	6900	58.4845%	Fecal		CFU/100 mL	200	283.2	86400	-	13,569.0
5439000	1/17/1997	19	19	0.1459	2.77	6900	58.4845%	Fecal		CFU/100 mL	200	283.2	86400	-	13,569.0
5439000	1/19/1997	19	19	0.1459	2.77	6900	58.4845%	Fecal		CFU/100 mL	200	283.2	86400	-	13,569.0
5439000	1/20/1997	19	19	0.1459	2.77	6900	58.4845%	Fecal		CFU/100 mL	200	283.2	86400	-	13,569.0
5439000	2/2/1997	19	19	0.1459	2.77	6900	58.4845%	Fecal		CFU/100 mL	200	283.2	86400	-	13,569.0
5439000	2/3/1997	19	19	0.1459	2.77	6900	58.4845%	Fecal		CFU/100 mL	200	283.2	86400	-	13,569.0

Gage ID	Date	Discharge (CFS)	Gage Discharge (less Surrogate NPDES) (CFS)	Watershed Area Ratio	Calculated flow (CFS)	Rank	Flow Exceedance %	Parameter	Results	Units (mg or micro_gram	Limit/Standard	100mL/CF	sec/day	Actual Load (million colonies/day)	Allowable Load (million colonies/day)
5439000	2/12/1997	19	19	0.1459	2.77	6900	58.4845%	Fecal		CFU/100 mL	200	283.2	86400	-	13,569.0
5439000	2/16/1997	19	19	0.1459	2.77	6900	58.4845%	Fecal		CFU/100 mL	200	283.2	86400	-	13,569.0
5439000	6/24/1997	19	19	0.1459	2.77	6900	58.4845%	Fecal		CFU/100 mL	200	283.2	86400	-	13,569.0
5439000	1/27/1998	19	19	0.1459	2.77	6900	58.4845%	Fecal		CFU/100 mL	200	283.2	86400	-	13,569.0
5439000	1/28/1998	19	19	0.1459	2.77	6900	58.4845%	Fecal		CFU/100 mL	200	283.2	86400	-	13,569.0
5439000	1/31/1998	19	19	0.1459	2.77	6900	58.4845%	Fecal		CFU/100 mL	200	283.2	86400	-	13,569.0
5439000	7/22/1998	19	19	0.1459	2.77	6900	58.4845%	Fecal		CFU/100 mL	200	283.2	86400	-	13,569.0
5439000	7/24/1999	19	19	0.1459	2.77	6900	58.4845%	Fecal		CFU/100 mL	200	283.2	86400	-	13,569.0
5439000	10/3/1999	19	19	0.1459	2.77	6900	58.4845%	Fecal		CFU/100 mL	200	283.2	86400	-	13,569.0
5439000	10/5/1999	19	19	0.1459	2.77	6900	58.4845%	Fecal		CFU/100 mL	200	283.2	86400	-	13,569.0
5439000	4/8/2000	19	19	0.1459	2.77	6900	58.4845%	Fecal		CFU/100 mL	200	283.2	86400	-	13,569.0
5439000	4/11/2000	19	19	0.1459	2.77	6900	58.4845%	Fecal		CFU/100 mL	200	283.2	86400	-	13,569.0
5439000	4/16/2000	19	19	0.1459	2.77	6900	58.4845%	Fecal		CFU/100 mL	200	283.2	86400	-	13,569.0
5439000	7/23/2000	19	19	0.1459	2.77	6900	58.4845%	Fecal		CFU/100 mL	200	283.2	86400	-	13,569.0
5439000	11/27/2000	19	19	0.1459	2.77	6900	58.4845%	Fecal		CFU/100 mL	200	283.2	86400	-	13,569.0
5439000	12/4/2000	19	19	0.1459	2.77	6900	58.4845%	Fecal		CFU/100 mL	200	283.2	86400	-	13,569.0
5439000	12/7/2000	19	19	0.1459	2.77	6900	58.4845%	Fecal		CFU/100 mL	200	283.2	86400	-	13,569.0
5439000	12/8/2000	19	19	0.1459	2.77	6900	58.4845%	Fecal		CFU/100 mL	200	283.2	86400	-	13,569.0
5439000	7/1/2001	19	19	0.1459	2.77	6900	58.4845%	Fecal		CFU/100 mL	200	283.2	86400	-	13,569.0
5439000	10/22/2001	19	19	0.1459	2.77	6900	58.4845%	Fecal		CFU/100 mL	200	283.2	86400	-	13,569.0
5439000	12/10/2001	19	19	0.1459	2.77	6900	58.4845%	Fecal		CFU/100 mL	200	283.2	86400	-	13,569.0
5439000	10/4/2002	19	19	0.1459	2.77	6900	58.4845%	Fecal		CFU/100 mL	200	283.2	86400	-	13,569.0
5439000	1/24/2005	19	19	0.1459	2.77	6900	58.4845%	Fecal		CFU/100 mL	200	283.2	86400	-	13,569.0
5439000	1/19/2011	19	19	0.1459	2.77	6900	58.4845%	Fecal		CFU/100 mL	200	283.2	86400	-	13,569.0
5439000	2/13/2011	19	19	0.1459	2.77	6900	58.4845%	Fecal		CFU/100 mL	200	283.2	86400	-	13,569.0
5439000	7/13/2011	19	19	0.1459	2.77	6900	58.4845%	Fecal		CFU/100 mL	200	283.2	86400	-	13,569.0
5439000	6/17/2012	19	19	0.1459	2.77	6900	58.4845%	Fecal		CFU/100 mL	200	283.2	86400	-	13,569.0
5439000	8/23/2014	19	19	0.1459	2.77	6900	58.4845%	Fecal		CFU/100 mL	200	283.2	86400	-	13,569.0
5439000	12/16/2014	19	19	0.1459	2.77	6900	58.4845%	Fecal		CFU/100 mL	200	283.2	86400	-	13,569.0
5439000	5/3/1994	18.9	18.9	0.1459	2.76	6960	58.9930%	Fecal		CFU/100 mL	200	283.2	86400	-	13,497.5
5439000	6/20/2003	18.9	18.9	0.1459	2.76	6960	58.9930%	Fecal		CFU/100 mL	200	283.2	86400	-	13,497.5
5439000	7/8/2020	18.9	18.9	0.1459	2.76	6960	58.9930%	Fecal		CFU/100 mL	200	283.2	86400	-	13,497.5
5439000	5/5/1994	18.8	18.8	0.1459	2.74	6963	59.0185%	Fecal		CFU/100 mL	200	283.2	86400	-	13,426.1
5439000	6/19/1994	18.8	18.8	0.1459	2.74	6963	59.0185%	Fecal		CFU/100 mL	200	283.2	86400	-	13,426.1
5439000	11/5/2003	18.8	18.8	0.1459	2.74	6963	59.0185%	Fecal		CFU/100 mL	200	283.2	86400	-	13,426.1
5439000	6/15/2012	18.8	18.8	0.1459	2.74	6963	59.0185%	Fecal		CFU/100 mL	200	283.2	86400	-	13,426.1
5439000	2/8/2013	18.8	18.8	0.1459	2.74	6963	59.0185%	Fecal		CFU/100 mL	200	283.2	86400	-	13,426.1
5439000	4/11/2018	18.8	18.8	0.1459	2.74	6963	59.0185%	Fecal		CFU/100 mL	200	283.2	86400	-	13,426.1
5439000	6/16/2012	18.7	18.7	0.1459	2.73	6969	59.0693%	Fecal		CFU/100 mL	200	283.2	86400	-	13,354.7
5439000	8/2/2014	18.7	18.7	0.1459	2.73	6969	59.0693%	Fecal		CFU/100 mL	200	283.2	86400	-	13,354.7
5439000	7/13/2016	18.7	18.7	0.1459	2.73	6969	59.0693%	Fecal		CFU/100 mL	200	283.2	86400	-	13,354.7
5439000	11/16/2016	18.7	18.7	0.1459	2.73	6969	59.0693%	Fecal		CFU/100 mL	200	283.2	86400	-	13,354.7
5439000	10/21/2018	18.7	18.7	0.1459	2.73	6969	59.0693%	Fecal		CFU/100 mL	200	283.2	86400	-	13,354.7
5439000	5/23/2007	18.6	18.6	0.1459	2.71	6974	59.1117%	Fecal		CFU/100 mL	200	283.2	86400	-	13,283.3
5439000	8/2/2007	18.6	18.6	0.1459	2.71	6974	59.1117%	Fecal		CFU/100 mL	200	283.2	86400	-	13,283.3
5439000	6/1/2014	18.6	18.6	0.1459	2.71	6974	59.1117%	Fecal		CFU/100 mL	200	283.2	86400	-	13,283.3
5439000	7/4/2017	18.6	18.6	0.1459	2.71	6974	59.1117%	Fecal		CFU/100 mL	200	283.2	86400	-	13,283.3
5439000	8/11/2019	18.6	18.6	0.1459	2.71	6974	59.1117%	Fecal		CFU/100 mL	200	283.2	86400	-	13,283.3
5439000	5/4/1994	18.5	18.5	0.1459	2.70	6979	59.1541%	Fecal		CFU/100 mL	200	283.2	86400	-	13,211.9
5439000	11/29/2014	18.5	18.5	0.1459	2.70	6979	59.1541%	Fecal		CFU/100 mL	200	283.2	86400	-	13,211.9
5439000	2/15/2018	18.5	18.5	0.1459	2.70	6979	59.1541%	Fecal		CFU/100 mL	200	283.2	86400	-	13,211.9
5439000	7/19/2018	18.5	18.5	0.1459	2.70	6979	59.1541%	Fecal		CFU/100 mL	200	283.2	86400	-	13,211.9
5439000	11/29/2004	18.4	18.4	0.1459	2.69	6983	59.1880%	Fecal		CFU/100 mL	200	283.2	86400	-	13,140.5
5439000	7/22/2018	18.4	18.4	0.1459	2.69	6983	59.1880%	Fecal		CFU/100 mL	200	283.2	86400	-	13,140.5
5439000	11/30/2020	18.4	18.4	0.1459	2.69	6983	59.1880%	Fecal		CFU/100 mL	200	283.2	86400	-	13,140.5
5439000	5/6/1994	18.3	18.3	0.1459	2.67	6986	59.2134%	Fecal		CFU/100 mL	200	283.2	86400	-	13,069.1
5439000	7/5/2002	18.3	18.3	0.1459	2.67	6986	59.2134%	Fecal		CFU/100 mL	200	283.2	86400	-	13,069.1
5439000	6/9/2006	18.3	18.3	0.1459	2.67	6986	59.2134%	Fecal		CFU/100 mL	200	283.2	86400	-	13,069.1
5439000	7/1/2008	18.3	18.3	0.1459	2.67	6986	59.2134%	Fecal		CFU/100 mL	200	283.2	86400	-	13,069.1
5439000	7/2/2008	18.3	18.3	0.1459	2.67	6986	59.2134%	Fecal		CFU/100 mL	200	283.2	86400	-	13,069.1
5439000	8/6/2008	18.3	18.3	0.1459	2.67	6986	59.2134%	Fecal		CFU/100 mL	200	283.2	86400	-	13,069.1
5439000	7/18/2009	18.3	18.3	0.1459	2.67	6986	59.2134%	Fecal		CFU/100 mL	200	283.2	86400	-	13,069.1
5439000	5/8/1994	18.2	18.2	0.1459	2.66	6993	59.2728%	Fecal		CFU/100 mL	200	283.2	86400	-	12,997.6
5439000	3/16/2003	18.2	18.2	0.1459	2.66	6993	59.2728%	Fecal		CFU/100 mL	200	283.2	86400	-	12,997.6
5439000	12/20/2003	18.2	18.2	0.1459	2.66	6993	59.2728%	Fecal		CFU/100 mL	200	283.2	86400	-	12,997.6
5439000	11/23/2014	18.2	18.2	0.1459	2.66	6993	59.2728%	Fecal		CFU/100 mL	200	283.2	86400	-	12,997.6
5439000	7/23/2020	18.2	18.2	0.1459	2.66	6993	59.2728%	Fecal		CFU/100 mL	200	283.2	86400	-	12,997.6
5439000	12/11/2001	18.1	18.1	0.1459	2.64	6998	59.3151%	Fecal		CFU/100 mL	200	283.2	86400	-	12,926.2
5439000	8/1/2003	18.1	18.1	0.1459	2.64	6998	59.3151%	Fecal		CFU/100 mL	200	283.2	86400	-	12,926.2
5439000	11/4/2003	18.1	18.1	0.1459	2.64	6998	59.3151%	Fecal		CFU/100 mL	200	283.2	86400	-	12,926.2
5439000	7/6/2006	18.1	18.1	0.1459	2.64	6998	59.3151%	Fecal		CFU/100 mL	200	283.2	86400	-	12,926.2
5439000	2/26/2007	18.1	18.1	0.1459	2.64	6998	59.3151%	Fecal		CFU/100 mL	200	283.2	86400	-	12,926.2
5439000	2/27/2007	18.1	18.1	0.1459	2.64	6998	59.3151%	Fecal		CFU/100 mL	200	283.2	86400	-	12,926.2
5439000	7/14/2017	18.1	18.1	0.1459	2.64	6998	59.3151%	Fecal		CFU/100 mL	200	283.2	86400	-	12,926.2
5439000	8/10/2017	18.1	18.1	0.1459	2.64	6998	59.3151%	Fecal		CFU/100 mL	200	283.2	86400	-	12,926.2
5439000	9/2/1990	18	18	0.1459	2.63	7006	59.3829%	Fecal		CFU/100 mL	200	283.2	86400	-	12,854.8
5439000	10/14/1990	18	18	0.1459	2.63	7006	59.3829%	Fecal		CFU/100 mL	200	283.2	86400	-	12,854.8
5439000	10/25/1990	18	18	0.1459	2.63	7006	59.3829%	Fecal		CFU/100 mL	200	283.2	86400	-	12,854.8
5439000	10/27/1990	18	18	0.1459	2.63	7006	59.3829%	Fecal		CFU/100 mL	200	283.2	86400	-	12,854.8
5439000	11/4/1990	18	18	0.1459	2.63	7006	59.3829%	Fecal		CFU/100 mL	200	283.2	86400	-	12,854.8
5439000	11/3/1991	18	18	0.1459	2.63	7006	59.3829%	Fecal		CFU/100 mL	200	283.2	86400	-	12,854.8
5439000	5/28/1992	18	18	0.1459	2.63	7006	59.3829%	Fecal		CFU/100 mL	200	283.2	86400	-	12,854.8
5439000	5/29/1992	18	18	0.1459	2.63	7006	59.3829%	Fecal		CFU/100 mL	200	283.2	86400	-	12,854.8
5439000	5/30/1992	18	18	0.1459	2.63	7006	59.3829%	Fecal		CFU/100 mL	200	283.2	86400	-	12,854.8
5439000	5/31/1992	18	18	0.1459	2.63	7006	59.3829%	Fecal		CFU/100 mL	200	283.2	86400	-	12,854.8
5439000	6/3/1992	18	18	0.1459	2.63	7006	59.3829%	Fecal		CFU/100 mL	200	283.2	86400	-	12,854.8
5439000	6/4/1992	18	18	0.1459	2.63	7006	59.3829%	Fecal		CFU/100 mL	200	283.2	86400	-	12,854.8
5439000	8/2/1992	18	18	0.1459	2.63	7006	59.3829%	Fecal		CFU/100 mL	200	283.2	86400	-	12,854.8
5439000	8/21/1993	18	18	0.1459	2.63	7006	59.3829%	Fecal		CFU/100 mL	200	283.2	86400	-	12,854.8
5439000	8/22/1993	18	18	0.1459	2.63	7006	59.3829%	Fecal		CFU/100 mL	200	283.2	86400	-	12,854.8

Gage ID	Date	Discharge (CFS)	Gage Discharge (less Surrogate NPDES) (CFS)	Watershed Area Ratio	Calculated flow (CFS)	Rank	Flow Exceedance %	Parameter	Results	Units (mg or micro_gram	Limit/Standard	100mL/CF	sec/day	Actual Load (million colonies/day)	Allowable Load (million colonies/day)
5439000	9/9/1993	18	18	0.1459	2.63	7006	59.3829%	Fecal		CFU/100 mL	200	283.2	86400	-	12,854.8
5439000	1/16/1994	18	18	0.1459	2.63	7006	59.3829%	Fecal		CFU/100 mL	200	283.2	86400	-	12,854.8
5439000	1/17/1994	18	18	0.1459	2.63	7006	59.3829%	Fecal		CFU/100 mL	200	283.2	86400	-	12,854.8
5439000	2/7/1994	18	18	0.1459	2.63	7006	59.3829%	Fecal		CFU/100 mL	200	283.2	86400	-	12,854.8
5439000	2/8/1994	18	18	0.1459	2.63	7006	59.3829%	Fecal		CFU/100 mL	200	283.2	86400	-	12,854.8
5439000	2/9/1994	18	18	0.1459	2.63	7006	59.3829%	Fecal		CFU/100 mL	200	283.2	86400	-	12,854.8
5439000	2/10/1994	18	18	0.1459	2.63	7006	59.3829%	Fecal		CFU/100 mL	200	283.2	86400	-	12,854.8
5439000	2/11/1994	18	18	0.1459	2.63	7006	59.3829%	Fecal		CFU/100 mL	200	283.2	86400	-	12,854.8
5439000	2/12/1994	18	18	0.1459	2.63	7006	59.3829%	Fecal		CFU/100 mL	200	283.2	86400	-	12,854.8
5439000	2/13/1994	18	18	0.1459	2.63	7006	59.3829%	Fecal		CFU/100 mL	200	283.2	86400	-	12,854.8
5439000	10/8/1994	18	18	0.1459	2.63	7006	59.3829%	Fecal		CFU/100 mL	200	283.2	86400	-	12,854.8
5439000	10/9/1994	18	18	0.1459	2.63	7006	59.3829%	Fecal		CFU/100 mL	200	283.2	86400	-	12,854.8
5439000	12/16/1995	18	18	0.1459	2.63	7006	59.3829%	Fecal		CFU/100 mL	200	283.2	86400	-	12,854.8
5439000	2/15/1996	18	18	0.1459	2.63	7006	59.3829%	Fecal		CFU/100 mL	200	283.2	86400	-	12,854.8
5439000	3/2/1996	18	18	0.1459	2.63	7006	59.3829%	Fecal		CFU/100 mL	200	283.2	86400	-	12,854.8
5439000	4/27/1996	18	18	0.1459	2.63	7006	59.3829%	Fecal		CFU/100 mL	200	283.2	86400	-	12,854.8
5439000	12/30/1996	18	18	0.1459	2.63	7006	59.3829%	Fecal		CFU/100 mL	200	283.2	86400	-	12,854.8
5439000	12/31/1996	18	18	0.1459	2.63	7006	59.3829%	Fecal		CFU/100 mL	200	283.2	86400	-	12,854.8
5439000	1/18/1997	18	18	0.1459	2.63	7006	59.3829%	Fecal		CFU/100 mL	200	283.2	86400	-	12,854.8
5439000	1/28/1997	18	18	0.1459	2.63	7006	59.3829%	Fecal		CFU/100 mL	200	283.2	86400	-	12,854.8
5439000	1/29/1997	18	18	0.1459	2.63	7006	59.3829%	Fecal		CFU/100 mL	200	283.2	86400	-	12,854.8
5439000	1/31/1997	18	18	0.1459	2.63	7006	59.3829%	Fecal		CFU/100 mL	200	283.2	86400	-	12,854.8
5439000	2/1/1997	18	18	0.1459	2.63	7006	59.3829%	Fecal		CFU/100 mL	200	283.2	86400	-	12,854.8
5439000	2/13/1997	18	18	0.1459	2.63	7006	59.3829%	Fecal		CFU/100 mL	200	283.2	86400	-	12,854.8
5439000	2/15/1997	18	18	0.1459	2.63	7006	59.3829%	Fecal		CFU/100 mL	200	283.2	86400	-	12,854.8
5439000	7/4/1997	18	18	0.1459	2.63	7006	59.3829%	Fecal		CFU/100 mL	200	283.2	86400	-	12,854.8
5439000	7/8/1997	18	18	0.1459	2.63	7006	59.3829%	Fecal		CFU/100 mL	200	283.2	86400	-	12,854.8
5439000	1/29/1998	18	18	0.1459	2.63	7006	59.3829%	Fecal		CFU/100 mL	200	283.2	86400	-	12,854.8
5439000	1/30/1998	18	18	0.1459	2.63	7006	59.3829%	Fecal		CFU/100 mL	200	283.2	86400	-	12,854.8
5439000	7/21/1998	18	18	0.1459	2.63	7006	59.3829%	Fecal		CFU/100 mL	200	283.2	86400	-	12,854.8
5439000	8/7/1998	18	18	0.1459	2.63	7006	59.3829%	Fecal		CFU/100 mL	200	283.2	86400	-	12,854.8
5439000	10/5/1998	18	18	0.1459	2.63	7006	59.3829%	Fecal		CFU/100 mL	200	283.2	86400	-	12,854.8
5439000	3/29/2000	18	18	0.1459	2.63	7006	59.3829%	Fecal		CFU/100 mL	200	283.2	86400	-	12,854.8
5439000	8/3/2000	18	18	0.1459	2.63	7006	59.3829%	Fecal		CFU/100 mL	200	283.2	86400	-	12,854.8
5439000	9/11/2000	18	18	0.1459	2.63	7006	59.3829%	Fecal		CFU/100 mL	200	283.2	86400	-	12,854.8
5439000	10/9/2000	18	18	0.1459	2.63	7006	59.3829%	Fecal		CFU/100 mL	200	283.2	86400	-	12,854.8
5439000	11/8/2000	18	18	0.1459	2.63	7006	59.3829%	Fecal		CFU/100 mL	200	283.2	86400	-	12,854.8
5439000	11/23/2000	18	18	0.1459	2.63	7006	59.3829%	Fecal		CFU/100 mL	200	283.2	86400	-	12,854.8
5439000	11/25/2000	18	18	0.1459	2.63	7006	59.3829%	Fecal		CFU/100 mL	200	283.2	86400	-	12,854.8
5439000	11/29/2000	18	18	0.1459	2.63	7006	59.3829%	Fecal		CFU/100 mL	200	283.2	86400	-	12,854.8
5439000	12/1/2000	18	18	0.1459	2.63	7006	59.3829%	Fecal		CFU/100 mL	200	283.2	86400	-	12,854.8
5439000	12/2/2000	18	18	0.1459	2.63	7006	59.3829%	Fecal		CFU/100 mL	200	283.2	86400	-	12,854.8
5439000	12/5/2000	18	18	0.1459	2.63	7006	59.3829%	Fecal		CFU/100 mL	200	283.2	86400	-	12,854.8
5439000	12/6/2000	18	18	0.1459	2.63	7006	59.3829%	Fecal		CFU/100 mL	200	283.2	86400	-	12,854.8
5439000	9/24/2001	18	18	0.1459	2.63	7006	59.3829%	Fecal		CFU/100 mL	200	283.2	86400	-	12,854.8
5439000	3/15/2003	18	18	0.1459	2.63	7006	59.3829%	Fecal		CFU/100 mL	200	283.2	86400	-	12,854.8
5439000	1/30/2005	18	18	0.1459	2.63	7006	59.3829%	Fecal		CFU/100 mL	200	283.2	86400	-	12,854.8
5439000	1/15/2011	18	18	0.1459	2.63	7006	59.3829%	Fecal		CFU/100 mL	200	283.2	86400	-	12,854.8
5439000	1/20/2011	18	18	0.1459	2.63	7006	59.3829%	Fecal		CFU/100 mL	200	283.2	86400	-	12,854.8
5439000	1/30/2011	18	18	0.1459	2.63	7006	59.3829%	Fecal		CFU/100 mL	200	283.2	86400	-	12,854.8
5439000	8/6/2011	18	18	0.1459	2.63	7006	59.3829%	Fecal		CFU/100 mL	200	283.2	86400	-	12,854.8
5439000	9/30/2011	18	18	0.1459	2.63	7006	59.3829%	Fecal		CFU/100 mL	200	283.2	86400	-	12,854.8
5439000	7/27/2014	18	18	0.1459	2.63	7006	59.3829%	Fecal		CFU/100 mL	200	283.2	86400	-	12,854.8
5439000	11/12/2018	18	18	0.1459	2.63	7006	59.3829%	Fecal		CFU/100 mL	200	283.2	86400	-	12,854.8
5439000	7/9/2020	18	18	0.1459	2.63	7006	59.3829%	Fecal		CFU/100 mL	200	283.2	86400	-	12,854.8
5439000	11/5/2001	17.9	17.9	0.1459	2.61	7076	59.9763%	Fecal		CFU/100 mL	200	283.2	86400	-	12,783.4
5439000	7/6/2002	17.9	17.9	0.1459	2.61	7076	59.9763%	Fecal		CFU/100 mL	200	283.2	86400	-	12,783.4
5439000	7/20/2006	17.9	17.9	0.1459	2.61	7076	59.9763%	Fecal		CFU/100 mL	200	283.2	86400	-	12,783.4
5439000	1/30/2009	17.9	17.9	0.1459	2.61	7076	59.9763%	Fecal		CFU/100 mL	200	283.2	86400	-	12,783.4
5439000	2/1/2009	17.9	17.9	0.1459	2.61	7076	59.9763%	Fecal		CFU/100 mL	200	283.2	86400	-	12,783.4
5439000	8/9/2011	17.9	17.9	0.1459	2.61	7076	59.9763%	Fecal		CFU/100 mL	200	283.2	86400	-	12,783.4
5439000	12/4/2014	17.9	17.9	0.1459	2.61	7076	59.9763%	Fecal		CFU/100 mL	200	283.2	86400	-	12,783.4
5439000	4/10/2018	17.9	17.9	0.1459	2.61	7076	59.9763%	Fecal		CFU/100 mL	200	283.2	86400	-	12,783.4
5439000	10/24/2020	17.9	17.9	0.1459	2.61	7076	59.9763%	Fecal		CFU/100 mL	200	283.2	86400	-	12,783.4
5439000	1/12/2011	17.8	17.8	0.1459	2.60	7085	60.0526%	Fecal		CFU/100 mL	200	283.2	86400	-	12,712.0
5439000	5/31/2014	17.8	17.8	0.1459	2.60	7085	60.0526%	Fecal		CFU/100 mL	200	283.2	86400	-	12,712.0
5439000	4/27/2018	17.8	17.8	0.1459	2.60	7085	60.0526%	Fecal		CFU/100 mL	200	283.2	86400	-	12,712.0
5439000	11/17/2016	17.7	17.7	0.1459	2.58	7088	60.0780%	Fecal		CFU/100 mL	200	283.2	86400	-	12,640.6
5439000	4/26/2018	17.7	17.7	0.1459	2.58	7088	60.0780%	Fecal		CFU/100 mL	200	283.2	86400	-	12,640.6
5439000	12/13/2004	17.6	17.6	0.1459	2.57	7090	60.0949%	Fecal		CFU/100 mL	200	283.2	86400	-	12,569.1
5439000	9/23/2007	17.6	17.6	0.1459	2.57	7090	60.0949%	Fecal		CFU/100 mL	200	283.2	86400	-	12,569.1
5439000	10/2/2009	17.6	17.6	0.1459	2.57	7090	60.0949%	Fecal		CFU/100 mL	200	283.2	86400	-	12,569.1
5439000	12/17/2014	17.6	17.6	0.1459	2.57	7090	60.0949%	Fecal		CFU/100 mL	200	283.2	86400	-	12,569.1
5439000	12/17/2017	17.6	17.6	0.1459	2.57	7090	60.0949%	Fecal		CFU/100 mL	200	283.2	86400	-	12,569.1
5439000	7/7/2020	17.6	17.6	0.1459	2.57	7090	60.0949%	Fecal		CFU/100 mL	200	283.2	86400	-	12,569.1
5439000	3/14/2003	17.5	17.5	0.1459	2.55	7096	60.1458%	Fecal		CFU/100 mL	200	283.2	86400	-	12,497.7
5439000	1/2/2005	17.5	17.5	0.1459	2.55	7096	60.1458%	Fecal		CFU/100 mL	200	283.2	86400	-	12,497.7
5439000	5/25/2005	17.5	17.5	0.1459	2.55	7096	60.1458%	Fecal		CFU/100 mL	200	283.2	86400	-	12,497.7
5439000	1/30/2006	17.5	17.5	0.1459	2.55	7096	60.1458%	Fecal		CFU/100 mL	200	283.2	86400	-	12,497.7
5439000	8/5/2007	17.5	17.5	0.1459	2.55	7096	60.1458%	Fecal		CFU/100 mL	200	283.2	86400	-	12,497.7
5439000	8/16/2010	17.5	17.5	0.1459	2.55	7096	60.1458%	Fecal		CFU/100 mL	200	283.2	86400	-	12,497.7
5439000	8/27/2016	17.5	17.5	0.1459	2.55	7096	60.1458%	Fecal		CFU/100 mL	200	283.2	86400	-	12,497.7
5439000	11/16/2018	17.5	17.5	0.1459	2.55	7096	60.1458%	Fecal		CFU/100 mL	200	283.2	86400	-	12,497.7
5439000	7/6/2020	17.5	17.5	0.1459	2.55	7096	60.1458%	Fecal		CFU/100 mL	200	283.2	86400	-	12,497.7
5439000	3/18/2006	17.4	17.4	0.1459	2.54	7105	60.2221%	Fecal		CFU/100 mL	200	283.2	86400	-	12,426.3
5439000	5/24/2007	17.4	17.4	0.1459	2.54	7105	60.2221%	Fecal		CFU/100 mL	200	283.2	86400	-	12,426.3
5439000	12/20/2007	17.4	17.4	0.1459	2.54	7105	60.2221%	Fecal		CFU/100 mL	200	283.2	86400	-	12,426.3
5439000	7/20/2013	17.4	17.4	0.1459	2.54	7105	60.2221%	Fecal		CFU/100 mL	200	283.2	86400	-	12,426.3
5439000	12/30/2020	17.4	17.4	0.1459	2.54	7105	60.2221%	Fecal		CFU/100 mL	200	283.2	86400	-	12,426.3
5439000	9/24/1994	17.3	17.3	0.1459	2.52	7110	60.2645%	Fecal		CFU/100 mL	200	283.2	86400	-	12,354.9

Gage ID	Date	Discharge (CFS)	Gage Discharge (less Surrogate NPDES) (CFS)	Watershed Area Ratio	Calculated flow (CFS)	Rank	Flow Exceedance %	Parameter	Results	Units (mg or micro_gram	Limit/Standard	100mL/CF	sec/day	Actual Load (million colonies/day)	Allowable Load (million colonies/day)
5439000	4/28/2005	17.3	17.3	0.1459	2.52	7110	60.2645%	Fecal		CFU/100 mL	200	283.2	86400	-	12,354.9
5439000	4/15/2006	17.3	17.3	0.1459	2.52	7110	60.2645%	Fecal		CFU/100 mL	200	283.2	86400	-	12,354.9
5439000	7/30/2011	17.3	17.3	0.1459	2.52	7110	60.2645%	Fecal		CFU/100 mL	200	283.2	86400	-	12,354.9
5439000	7/31/2016	17.3	17.3	0.1459	2.52	7110	60.2645%	Fecal		CFU/100 mL	200	283.2	86400	-	12,354.9
5439000	3/14/2022	17.3	17.3	0.1459	2.52	7110	60.2645%	Fecal		CFU/100 mL	200	283.2	86400	-	12,354.9
5439000	7/14/2004	17.2	17.2	0.1459	2.51	7116	60.3153%	Fecal		CFU/100 mL	200	283.2	86400	-	12,283.5
5439000	1/31/2005	17.2	17.2	0.1459	2.51	7116	60.3153%	Fecal		CFU/100 mL	200	283.2	86400	-	12,283.5
5439000	7/2/2007	17.2	17.2	0.1459	2.51	7116	60.3153%	Fecal		CFU/100 mL	200	283.2	86400	-	12,283.5
5439000	9/3/2009	17.2	17.2	0.1459	2.51	7116	60.3153%	Fecal		CFU/100 mL	200	283.2	86400	-	12,283.5
5439000	5/12/2014	17.2	17.2	0.1459	2.51	7116	60.3153%	Fecal		CFU/100 mL	200	283.2	86400	-	12,283.5
5439000	8/5/2016	17.2	17.2	0.1459	2.51	7116	60.3153%	Fecal		CFU/100 mL	200	283.2	86400	-	12,283.5
5439000	7/7/2017	17.2	17.2	0.1459	2.51	7116	60.3153%	Fecal		CFU/100 mL	200	283.2	86400	-	12,283.5
5439000	1/29/2005	17.1	17.1	0.1459	2.50	7123	60.3746%	Fecal		CFU/100 mL	200	283.2	86400	-	12,212.1
5439000	5/16/2005	17.1	17.1	0.1459	2.50	7123	60.3746%	Fecal		CFU/100 mL	200	283.2	86400	-	12,212.1
5439000	3/10/2006	17.1	17.1	0.1459	2.50	7123	60.3746%	Fecal		CFU/100 mL	200	283.2	86400	-	12,212.1
5439000	8/7/2009	17.1	17.1	0.1459	2.50	7123	60.3746%	Fecal		CFU/100 mL	200	283.2	86400	-	12,212.1
5439000	6/18/2012	17.1	17.1	0.1459	2.50	7123	60.3746%	Fecal		CFU/100 mL	200	283.2	86400	-	12,212.1
5439000	10/22/2014	17.1	17.1	0.1459	2.50	7123	60.3746%	Fecal		CFU/100 mL	200	283.2	86400	-	12,212.1
5439000	12/14/2017	17.1	17.1	0.1459	2.50	7123	60.3746%	Fecal		CFU/100 mL	200	283.2	86400	-	12,212.1
5439000	10/26/1990	17	17	0.1459	2.48	7130	60.4340%	Fecal		CFU/100 mL	200	283.2	86400	-	12,140.7
5439000	6/29/1991	17	17	0.1459	2.48	7130	60.4340%	Fecal		CFU/100 mL	200	283.2	86400	-	12,140.7
5439000	7/5/1991	17	17	0.1459	2.48	7130	60.4340%	Fecal		CFU/100 mL	200	283.2	86400	-	12,140.7
5439000	9/4/1991	17	17	0.1459	2.48	7130	60.4340%	Fecal		CFU/100 mL	200	283.2	86400	-	12,140.7
5439000	6/1/1992	17	17	0.1459	2.48	7130	60.4340%	Fecal		CFU/100 mL	200	283.2	86400	-	12,140.7
5439000	6/2/1992	17	17	0.1459	2.48	7130	60.4340%	Fecal		CFU/100 mL	200	283.2	86400	-	12,140.7
5439000	10/15/1992	17	17	0.1459	2.48	7130	60.4340%	Fecal		CFU/100 mL	200	283.2	86400	-	12,140.7
5439000	1/18/1994	17	17	0.1459	2.48	7130	60.4340%	Fecal		CFU/100 mL	200	283.2	86400	-	12,140.7
5439000	1/19/1994	17	17	0.1459	2.48	7130	60.4340%	Fecal		CFU/100 mL	200	283.2	86400	-	12,140.7
5439000	1/20/1994	17	17	0.1459	2.48	7130	60.4340%	Fecal		CFU/100 mL	200	283.2	86400	-	12,140.7
5439000	7/17/1995	17	17	0.1459	2.48	7130	60.4340%	Fecal		CFU/100 mL	200	283.2	86400	-	12,140.7
5439000	11/8/1995	17	17	0.1459	2.48	7130	60.4340%	Fecal		CFU/100 mL	200	283.2	86400	-	12,140.7
5439000	1/21/1996	17	17	0.1459	2.48	7130	60.4340%	Fecal		CFU/100 mL	200	283.2	86400	-	12,140.7
5439000	4/28/1996	17	17	0.1459	2.48	7130	60.4340%	Fecal		CFU/100 mL	200	283.2	86400	-	12,140.7
5439000	9/8/1996	17	17	0.1459	2.48	7130	60.4340%	Fecal		CFU/100 mL	200	283.2	86400	-	12,140.7
5439000	10/29/1996	17	17	0.1459	2.48	7130	60.4340%	Fecal		CFU/100 mL	200	283.2	86400	-	12,140.7
5439000	1/30/1997	17	17	0.1459	2.48	7130	60.4340%	Fecal		CFU/100 mL	200	283.2	86400	-	12,140.7
5439000	2/14/1997	17	17	0.1459	2.48	7130	60.4340%	Fecal		CFU/100 mL	200	283.2	86400	-	12,140.7
5439000	7/5/1997	17	17	0.1459	2.48	7130	60.4340%	Fecal		CFU/100 mL	200	283.2	86400	-	12,140.7
5439000	8/6/1998	17	17	0.1459	2.48	7130	60.4340%	Fecal		CFU/100 mL	200	283.2	86400	-	12,140.7
5439000	8/28/1998	17	17	0.1459	2.48	7130	60.4340%	Fecal		CFU/100 mL	200	283.2	86400	-	12,140.7
5439000	9/14/1998	17	17	0.1459	2.48	7130	60.4340%	Fecal		CFU/100 mL	200	283.2	86400	-	12,140.7
5439000	10/2/1999	17	17	0.1459	2.48	7130	60.4340%	Fecal		CFU/100 mL	200	283.2	86400	-	12,140.7
5439000	4/1/2000	17	17	0.1459	2.48	7130	60.4340%	Fecal		CFU/100 mL	200	283.2	86400	-	12,140.7
5439000	4/2/2000	17	17	0.1459	2.48	7130	60.4340%	Fecal		CFU/100 mL	200	283.2	86400	-	12,140.7
5439000	4/3/2000	17	17	0.1459	2.48	7130	60.4340%	Fecal		CFU/100 mL	200	283.2	86400	-	12,140.7
5439000	4/7/2000	17	17	0.1459	2.48	7130	60.4340%	Fecal		CFU/100 mL	200	283.2	86400	-	12,140.7
5439000	7/24/2000	17	17	0.1459	2.48	7130	60.4340%	Fecal		CFU/100 mL	200	283.2	86400	-	12,140.7
5439000	8/17/2000	17	17	0.1459	2.48	7130	60.4340%	Fecal		CFU/100 mL	200	283.2	86400	-	12,140.7
5439000	10/10/2000	17	17	0.1459	2.48	7130	60.4340%	Fecal		CFU/100 mL	200	283.2	86400	-	12,140.7
5439000	11/24/2000	17	17	0.1459	2.48	7130	60.4340%	Fecal		CFU/100 mL	200	283.2	86400	-	12,140.7
5439000	11/28/2000	17	17	0.1459	2.48	7130	60.4340%	Fecal		CFU/100 mL	200	283.2	86400	-	12,140.7
5439000	11/30/2000	17	17	0.1459	2.48	7130	60.4340%	Fecal		CFU/100 mL	200	283.2	86400	-	12,140.7
5439000	12/3/2000	17	17	0.1459	2.48	7130	60.4340%	Fecal		CFU/100 mL	200	283.2	86400	-	12,140.7
5439000	12/10/2000	17	17	0.1459	2.48	7130	60.4340%	Fecal		CFU/100 mL	200	283.2	86400	-	12,140.7
5439000	7/2/2001	17	17	0.1459	2.48	7130	60.4340%	Fecal		CFU/100 mL	200	283.2	86400	-	12,140.7
5439000	7/4/2001	17	17	0.1459	2.48	7130	60.4340%	Fecal		CFU/100 mL	200	283.2	86400	-	12,140.7
5439000	8/4/2004	17	17	0.1459	2.48	7130	60.4340%	Fecal		CFU/100 mL	200	283.2	86400	-	12,140.7
5439000	1/25/2005	17	17	0.1459	2.48	7130	60.4340%	Fecal		CFU/100 mL	200	283.2	86400	-	12,140.7
5439000	12/16/2007	17	17	0.1459	2.48	7130	60.4340%	Fecal		CFU/100 mL	200	283.2	86400	-	12,140.7
5439000	1/14/2011	17	17	0.1459	2.48	7130	60.4340%	Fecal		CFU/100 mL	200	283.2	86400	-	12,140.7
5439000	1/16/2011	17	17	0.1459	2.48	7130	60.4340%	Fecal		CFU/100 mL	200	283.2	86400	-	12,140.7
5439000	1/21/2011	17	17	0.1459	2.48	7130	60.4340%	Fecal		CFU/100 mL	200	283.2	86400	-	12,140.7
5439000	1/24/2011	17	17	0.1459	2.48	7130	60.4340%	Fecal		CFU/100 mL	200	283.2	86400	-	12,140.7
5439000	1/25/2011	17	17	0.1459	2.48	7130	60.4340%	Fecal		CFU/100 mL	200	283.2	86400	-	12,140.7
5439000	1/29/2011	17	17	0.1459	2.48	7130	60.4340%	Fecal		CFU/100 mL	200	283.2	86400	-	12,140.7
5439000	11/6/2001	16.9	16.9	0.1459	2.47	7176	60.8239%	Fecal		CFU/100 mL	200	283.2	86400	-	12,069.2
5439000	11/21/2007	16.9	16.9	0.1459	2.47	7176	60.8239%	Fecal		CFU/100 mL	200	283.2	86400	-	12,069.2
5439000	9/18/2015	16.9	16.9	0.1459	2.47	7176	60.8239%	Fecal		CFU/100 mL	200	283.2	86400	-	12,069.2
5439000	9/4/2016	16.9	16.9	0.1459	2.47	7176	60.8239%	Fecal		CFU/100 mL	200	283.2	86400	-	12,069.2
5439000	11/14/2018	16.9	16.9	0.1459	2.47	7176	60.8239%	Fecal		CFU/100 mL	200	283.2	86400	-	12,069.2
5439000	9/10/2020	16.9	16.9	0.1459	2.47	7176	60.8239%	Fecal		CFU/100 mL	200	283.2	86400	-	12,069.2
5439000	6/15/2003	16.8	16.8	0.1459	2.45	7182	60.8747%	Fecal		CFU/100 mL	200	283.2	86400	-	11,997.8
5439000	5/26/2005	16.8	16.8	0.1459	2.45	7182	60.8747%	Fecal		CFU/100 mL	200	283.2	86400	-	11,997.8
5439000	9/24/2007	16.8	16.8	0.1459	2.45	7182	60.8747%	Fecal		CFU/100 mL	200	283.2	86400	-	11,997.8
5439000	9/26/2007	16.8	16.8	0.1459	2.45	7182	60.8747%	Fecal		CFU/100 mL	200	283.2	86400	-	11,997.8
5439000	7/3/2008	16.8	16.8	0.1459	2.45	7182	60.8747%	Fecal		CFU/100 mL	200	283.2	86400	-	11,997.8
5439000	7/14/2011	16.8	16.8	0.1459	2.45	7182	60.8747%	Fecal		CFU/100 mL	200	283.2	86400	-	11,997.8
5439000	7/27/2011	16.8	16.8	0.1459	2.45	7182	60.8747%	Fecal		CFU/100 mL	200	283.2	86400	-	11,997.8
5439000	6/3/2014	16.8	16.8	0.1459	2.45	7182	60.8747%	Fecal		CFU/100 mL	200	283.2	86400	-	11,997.8
5439000	8/1/2014	16.8	16.8	0.1459	2.45	7182	60.8747%	Fecal		CFU/100 mL	200	283.2	86400	-	11,997.8
5439000	12/9/2014	16.8	16.8	0.1459	2.45	7182	60.8747%	Fecal		CFU/100 mL	200	283.2	86400	-	11,997.8
5439000	4/14/2006	16.7	16.7	0.1459	2.44	7192	60.9595%	Fecal		CFU/100 mL	200	283.2	86400	-	11,926.4
5439000	9/25/2007	16.7	16.7	0.1459	2.44	7192	60.9595%	Fecal		CFU/100 mL	200	283.2	86400	-	11,926.4
5439000	1/17/2011	16.7	16.7	0.1459	2.44	7192	60.9595%	Fecal		CFU/100 mL	200	283.2	86400	-	11,926.4
5439000	11/6/2015	16.7	16.7	0.1459	2.44	7192	60.9595%	Fecal		CFU/100 mL	200	283.2	86400	-	11,926.4
5439000	8/29/2016	16.7	16.7	0.1459	2.44	7192	60.9595%	Fecal		CFU/100 mL	200	283.2	86400	-	11,926.4
5439000	12/18/2017	16.7	16.7	0.1459	2.44	7192	60.9595%	Fecal		CFU/100 mL	200	283.2	86400	-	11,926.4
5439000	7/21/1994	16.6	16.6	0.1459	2.42	7198	61.0103%	Fecal		CFU/100 mL	200	283.2	86400	-	11,855.0
5439000	10/19/2007	16.6	16.6	0.1459	2.42	7198	61.0103%	Fecal		CFU/100 mL	200	283.2	86400	-	11,855.0
5439000	12/2/2007	16.6	16.6	0.1459	2.42	7198	61.0103%	Fecal		CFU/100 mL	200	283.2	86400	-	11,855.0

Gage ID	Date	Discharge (CFS)	Gage Discharge (less Surrogate NPDES) (CFS)	Watershed Area Ratio	Calculated flow (CFS)	Rank	Flow Exceedance %	Parameter	Results	Units (mg or micro_gram	Limit/Standard	100mL/CF	sec/day	Actual Load (million colonies/day)	Allowable Load (million colonies/day)
5439000	7/19/2009	16.6	16.6	0.1459	2.42	7198	61.0103%	Fecal		CFU/100 mL	200	283.2	86400	-	11,855.0
5439000	7/18/2010	16.6	16.6	0.1459	2.42	7198	61.0103%	Fecal		CFU/100 mL	200	283.2	86400	-	11,855.0
5439000	11/1/2013	16.6	16.6	0.1459	2.42	7198	61.0103%	Fecal		CFU/100 mL	200	283.2	86400	-	11,855.0
5439000	8/19/2015	16.6	16.6	0.1459	2.42	7198	61.0103%	Fecal		CFU/100 mL	200	283.2	86400	-	11,855.0
5439000	8/11/2017	16.6	16.6	0.1459	2.42	7198	61.0103%	Fecal		CFU/100 mL	200	283.2	86400	-	11,855.0
5439000	11/14/2001	16.5	16.5	0.1459	2.41	7206	61.0781%	Fecal		CFU/100 mL	200	283.2	86400	-	11,783.6
5439000	12/30/2001	16.5	16.5	0.1459	2.41	7206	61.0781%	Fecal		CFU/100 mL	200	283.2	86400	-	11,783.6
5439000	8/5/2002	16.5	16.5	0.1459	2.41	7206	61.0781%	Fecal		CFU/100 mL	200	283.2	86400	-	11,783.6
5439000	7/22/2003	16.5	16.5	0.1459	2.41	7206	61.0781%	Fecal		CFU/100 mL	200	283.2	86400	-	11,783.6
5439000	4/30/2005	16.5	16.5	0.1459	2.41	7206	61.0781%	Fecal		CFU/100 mL	200	283.2	86400	-	11,783.6
5439000	4/13/2006	16.5	16.5	0.1459	2.41	7206	61.0781%	Fecal		CFU/100 mL	200	283.2	86400	-	11,783.6
5439000	7/23/2009	16.5	16.5	0.1459	2.41	7206	61.0781%	Fecal		CFU/100 mL	200	283.2	86400	-	11,783.6
5439000	7/23/2010	16.5	16.5	0.1459	2.41	7206	61.0781%	Fecal		CFU/100 mL	200	283.2	86400	-	11,783.6
5439000	6/4/2014	16.5	16.5	0.1459	2.41	7206	61.0781%	Fecal		CFU/100 mL	200	283.2	86400	-	11,783.6
5439000	11/18/2016	16.5	16.5	0.1459	2.41	7206	61.0781%	Fecal		CFU/100 mL	200	283.2	86400	-	11,783.6
5439000	2/14/2018	16.5	16.5	0.1459	2.41	7206	61.0781%	Fecal		CFU/100 mL	200	283.2	86400	-	11,783.6
5439000	10/16/2001	16.4	16.4	0.1459	2.39	7217	61.1714%	Fecal		CFU/100 mL	200	283.2	86400	-	11,712.2
5439000	4/29/2005	16.4	16.4	0.1459	2.39	7217	61.1714%	Fecal		CFU/100 mL	200	283.2	86400	-	11,712.2
5439000	5/9/1994	16.3	16.3	0.1459	2.38	7219	61.1883%	Fecal		CFU/100 mL	200	283.2	86400	-	11,640.7
5439000	7/28/2008	16.3	16.3	0.1459	2.38	7219	61.1883%	Fecal		CFU/100 mL	200	283.2	86400	-	11,640.7
5439000	9/2/2010	16.3	16.3	0.1459	2.38	7219	61.1883%	Fecal		CFU/100 mL	200	283.2	86400	-	11,640.7
5439000	1/26/2011	16.3	16.3	0.1459	2.38	7219	61.1883%	Fecal		CFU/100 mL	200	283.2	86400	-	11,640.7
5439000	12/19/2017	16.3	16.3	0.1459	2.38	7219	61.1883%	Fecal		CFU/100 mL	200	283.2	86400	-	11,640.7
5439000	11/17/2018	16.3	16.3	0.1459	2.38	7219	61.1883%	Fecal		CFU/100 mL	200	283.2	86400	-	11,640.7
5439000	8/4/2015	16.2	16.2	0.1459	2.36	7225	61.2392%	Fecal		CFU/100 mL	200	283.2	86400	-	11,569.3
5439000	7/26/2021	16.2	16.2	0.1459	2.36	7225	61.2392%	Fecal		CFU/100 mL	200	283.2	86400	-	11,569.3
5439000	8/12/1994	16.1	16.1	0.1459	2.35	7227	61.2561%	Fecal		CFU/100 mL	200	283.2	86400	-	11,497.9
5439000	11/2/2004	16.1	16.1	0.1459	2.35	7227	61.2561%	Fecal		CFU/100 mL	200	283.2	86400	-	11,497.9
5439000	2/1/2005	16.1	16.1	0.1459	2.35	7227	61.2561%	Fecal		CFU/100 mL	200	283.2	86400	-	11,497.9
5439000	1/22/2011	16.1	16.1	0.1459	2.35	7227	61.2561%	Fecal		CFU/100 mL	200	283.2	86400	-	11,497.9
5439000	1/23/2011	16.1	16.1	0.1459	2.35	7227	61.2561%	Fecal		CFU/100 mL	200	283.2	86400	-	11,497.9
5439000	7/16/2011	16.1	16.1	0.1459	2.35	7227	61.2561%	Fecal		CFU/100 mL	200	283.2	86400	-	11,497.9
5439000	5/15/2014	16.1	16.1	0.1459	2.35	7227	61.2561%	Fecal		CFU/100 mL	200	283.2	86400	-	11,497.9
5439000	12/22/2017	16.1	16.1	0.1459	2.35	7227	61.2561%	Fecal		CFU/100 mL	200	283.2	86400	-	11,497.9
5439000	12/19/2020	16.1	16.1	0.1459	2.35	7227	61.2561%	Fecal		CFU/100 mL	200	283.2	86400	-	11,497.9
5439000	9/21/1990	16	16	0.1459	2.33	7236	61.3324%	Fecal		CFU/100 mL	200	283.2	86400	-	11,426.5
5439000	10/13/1990	16	16	0.1459	2.33	7236	61.3324%	Fecal		CFU/100 mL	200	283.2	86400	-	11,426.5
5439000	7/2/1991	16	16	0.1459	2.33	7236	61.3324%	Fecal		CFU/100 mL	200	283.2	86400	-	11,426.5
5439000	10/31/1991	16	16	0.1459	2.33	7236	61.3324%	Fecal		CFU/100 mL	200	283.2	86400	-	11,426.5
5439000	6/6/1992	16	16	0.1459	2.33	7236	61.3324%	Fecal		CFU/100 mL	200	283.2	86400	-	11,426.5
5439000	7/21/1992	16	16	0.1459	2.33	7236	61.3324%	Fecal		CFU/100 mL	200	283.2	86400	-	11,426.5
5439000	7/26/1992	16	16	0.1459	2.33	7236	61.3324%	Fecal		CFU/100 mL	200	283.2	86400	-	11,426.5
5439000	9/19/1992	16	16	0.1459	2.33	7236	61.3324%	Fecal		CFU/100 mL	200	283.2	86400	-	11,426.5
5439000	10/2/1992	16	16	0.1459	2.33	7236	61.3324%	Fecal		CFU/100 mL	200	283.2	86400	-	11,426.5
5439000	10/3/1992	16	16	0.1459	2.33	7236	61.3324%	Fecal		CFU/100 mL	200	283.2	86400	-	11,426.5
5439000	9/12/1993	16	16	0.1459	2.33	7236	61.3324%	Fecal		CFU/100 mL	200	283.2	86400	-	11,426.5
5439000	10/10/1994	16	16	0.1459	2.33	7236	61.3324%	Fecal		CFU/100 mL	200	283.2	86400	-	11,426.5
5439000	12/17/1995	16	16	0.1459	2.33	7236	61.3324%	Fecal		CFU/100 mL	200	283.2	86400	-	11,426.5
5439000	2/27/1996	16	16	0.1459	2.33	7236	61.3324%	Fecal		CFU/100 mL	200	283.2	86400	-	11,426.5
5439000	3/24/1996	16	16	0.1459	2.33	7236	61.3324%	Fecal		CFU/100 mL	200	283.2	86400	-	11,426.5
5439000	3/29/1996	16	16	0.1459	2.33	7236	61.3324%	Fecal		CFU/100 mL	200	283.2	86400	-	11,426.5
5439000	9/2/1996	16	16	0.1459	2.33	7236	61.3324%	Fecal		CFU/100 mL	200	283.2	86400	-	11,426.5
5439000	9/3/1996	16	16	0.1459	2.33	7236	61.3324%	Fecal		CFU/100 mL	200	283.2	86400	-	11,426.5
5439000	7/23/1998	16	16	0.1459	2.33	7236	61.3324%	Fecal		CFU/100 mL	200	283.2	86400	-	11,426.5
5439000	12/25/1998	16	16	0.1459	2.33	7236	61.3324%	Fecal		CFU/100 mL	200	283.2	86400	-	11,426.5
5439000	7/11/1999	16	16	0.1459	2.33	7236	61.3324%	Fecal		CFU/100 mL	200	283.2	86400	-	11,426.5
5439000	10/6/1999	16	16	0.1459	2.33	7236	61.3324%	Fecal		CFU/100 mL	200	283.2	86400	-	11,426.5
5439000	3/30/2000	16	16	0.1459	2.33	7236	61.3324%	Fecal		CFU/100 mL	200	283.2	86400	-	11,426.5
5439000	4/4/2000	16	16	0.1459	2.33	7236	61.3324%	Fecal		CFU/100 mL	200	283.2	86400	-	11,426.5
5439000	4/6/2000	16	16	0.1459	2.33	7236	61.3324%	Fecal		CFU/100 mL	200	283.2	86400	-	11,426.5
5439000	4/12/2000	16	16	0.1459	2.33	7236	61.3324%	Fecal		CFU/100 mL	200	283.2	86400	-	11,426.5
5439000	4/15/2000	16	16	0.1459	2.33	7236	61.3324%	Fecal		CFU/100 mL	200	283.2	86400	-	11,426.5
5439000	9/25/2000	16	16	0.1459	2.33	7236	61.3324%	Fecal		CFU/100 mL	200	283.2	86400	-	11,426.5
5439000	1/15/2001	16	16	0.1459	2.33	7236	61.3324%	Fecal		CFU/100 mL	200	283.2	86400	-	11,426.5
5439000	1/26/2005	16	16	0.1459	2.33	7236	61.3324%	Fecal		CFU/100 mL	200	283.2	86400	-	11,426.5
5439000	1/28/2005	16	16	0.1459	2.33	7236	61.3324%	Fecal		CFU/100 mL	200	283.2	86400	-	11,426.5
5439000	3/9/2006	16	16	0.1459	2.33	7236	61.3324%	Fecal		CFU/100 mL	200	283.2	86400	-	11,426.5
5439000	12/17/2007	16	16	0.1459	2.33	7236	61.3324%	Fecal		CFU/100 mL	200	283.2	86400	-	11,426.5
5439000	7/22/2009	16	16	0.1459	2.33	7236	61.3324%	Fecal		CFU/100 mL	200	283.2	86400	-	11,426.5
5439000	7/26/2009	16	16	0.1459	2.33	7236	61.3324%	Fecal		CFU/100 mL	200	283.2	86400	-	11,426.5
5439000	1/13/2011	16	16	0.1459	2.33	7236	61.3324%	Fecal		CFU/100 mL	200	283.2	86400	-	11,426.5
5439000	1/27/2011	16	16	0.1459	2.33	7236	61.3324%	Fecal		CFU/100 mL	200	283.2	86400	-	11,426.5
5439000	1/28/2011	16	16	0.1459	2.33	7236	61.3324%	Fecal		CFU/100 mL	200	283.2	86400	-	11,426.5
5439000	1/31/2011	16	16	0.1459	2.33	7236	61.3324%	Fecal		CFU/100 mL	200	283.2	86400	-	11,426.5
5439000	12/22/2014	16	16	0.1459	2.33	7236	61.3324%	Fecal		CFU/100 mL	200	283.2	86400	-	11,426.5
5439000	9/21/2015	16	16	0.1459	2.33	7236	61.3324%	Fecal		CFU/100 mL	200	283.2	86400	-	11,426.5
5439000	11/13/2018	16	16	0.1459	2.33	7236	61.3324%	Fecal		CFU/100 mL	200	283.2	86400	-	11,426.5
5439000	12/31/2020	16	16	0.1459	2.33	7236	61.3324%	Fecal		CFU/100 mL	200	283.2	86400	-	11,426.5
5439000	11/30/2004	15.9	15.9	0.1459	2.32	7279	61.6969%	Fecal		CFU/100 mL	200	283.2	86400	-	11,355.1
5439000	5/17/2005	15.9	15.9	0.1459	2.32	7279	61.6969%	Fecal		CFU/100 mL	200	283.2	86400	-	11,355.1
5439000	5/27/2005	15.9	15.9	0.1459	2.32	7279	61.6969%	Fecal		CFU/100 mL	200	283.2	86400	-	11,355.1
5439000	10/24/2014	15.9	15.9	0.1459	2.32	7279	61.6969%	Fecal		CFU/100 mL	200	283.2	86400	-	11,355.1
5439000	2/27/2021	15.9	15.9	0.1459	2.32	7279	61.6969%	Fecal		CFU/100 mL	200	283.2	86400	-	11,355.1
5439000	6/21/1994	15.8	15.8	0.1459	2.31	7284	61.7393%	Fecal		CFU/100 mL	200	283.2	86400	-	11,283.7
5439000	11/11/2006	15.8	15.8	0.1459	2.31	7284	61.7393%	Fecal		CFU/100 mL	200	283.2	86400	-	11,283.7
5439000	5/25/2007	15.8	15.8	0.1459	2.31	7284	61.7393%	Fecal		CFU/100 mL	200	283.2	86400	-	11,283.7
5439000	6/8/2014	15.8	15.8	0.1459	2.31	7284	61.7393%	Fecal		CFU/100 mL	200	283.2	86400	-	11,283.7
5439000	12/5/2014	15.8	15.8	0.1459	2.31	7284	61.7393%	Fecal		CFU/100 mL	200	283.2	86400	-	11,283.7
5439000	11/15/2018	15.8	15.8	0.1459	2.31	7284	61.7393%	Fecal		CFU/100 mL	200	283.2	86400	-	11,283.7
5439000	10/29/2021	15.8	15.8	0.1459	2.31	7284	61.7393%	Fecal		CFU/100 mL	200	283.2	86400	-	11,283.7

Gage ID	Date	Discharge (CFS)	Gage Discharge (less Surrogate NPDES) (CFS)	Watershed Area Ratio	Calculated flow (CFS)	Rank	Flow Exceedance %	Parameter	Results	Units (mg or micro_gram	Limit/Standard	100mL/CF	sec/day	Actual Load (million colonies/day)	Allowable Load (million colonies/day)
5439000	7/20/1994	15.7	15.7	0.1459	2.29	7291	61.7986%	Fecal		CFU/100 mL	200	283.2	86400	-	11,212.2
5439000	11/7/2001	15.7	15.7	0.1459	2.29	7291	61.7986%	Fecal		CFU/100 mL	200	283.2	86400	-	11,212.2
5439000	5/1/2005	15.7	15.7	0.1459	2.29	7291	61.7986%	Fecal		CFU/100 mL	200	283.2	86400	-	11,212.2
5439000	8/8/2009	15.7	15.7	0.1459	2.29	7291	61.7986%	Fecal		CFU/100 mL	200	283.2	86400	-	11,212.2
5439000	7/15/2011	15.7	15.7	0.1459	2.29	7291	61.7986%	Fecal		CFU/100 mL	200	283.2	86400	-	11,212.2
5439000	10/25/2014	15.7	15.7	0.1459	2.29	7291	61.7986%	Fecal		CFU/100 mL	200	283.2	86400	-	11,212.2
5439000	12/19/2014	15.7	15.7	0.1459	2.29	7291	61.7986%	Fecal		CFU/100 mL	200	283.2	86400	-	11,212.2
5439000	11/4/2018	15.7	15.7	0.1459	2.29	7291	61.7986%	Fecal		CFU/100 mL	200	283.2	86400	-	11,212.2
5439000	6/18/1994	15.6	15.6	0.1459	2.28	7299	61.8664%	Fecal		CFU/100 mL	200	283.2	86400	-	11,140.8
5439000	12/18/2014	15.6	15.6	0.1459	2.28	7299	61.8664%	Fecal		CFU/100 mL	200	283.2	86400	-	11,140.8
5439000	7/19/1994	15.5	15.5	0.1459	2.26	7301	61.8834%	Fecal		CFU/100 mL	200	283.2	86400	-	11,069.4
5439000	11/8/2001	15.5	15.5	0.1459	2.26	7301	61.8834%	Fecal		CFU/100 mL	200	283.2	86400	-	11,069.4
5439000	12/1/2004	15.5	15.5	0.1459	2.26	7301	61.8834%	Fecal		CFU/100 mL	200	283.2	86400	-	11,069.4
5439000	12/14/2004	15.5	15.5	0.1459	2.26	7301	61.8834%	Fecal		CFU/100 mL	200	283.2	86400	-	11,069.4
5439000	5/28/2005	15.5	15.5	0.1459	2.26	7301	61.8834%	Fecal		CFU/100 mL	200	283.2	86400	-	11,069.4
5439000	10/3/2007	15.5	15.5	0.1459	2.26	7301	61.8834%	Fecal		CFU/100 mL	200	283.2	86400	-	11,069.4
5439000	8/3/2011	15.5	15.5	0.1459	2.26	7301	61.8834%	Fecal		CFU/100 mL	200	283.2	86400	-	11,069.4
5439000	8/18/2017	15.5	15.5	0.1459	2.26	7301	61.8834%	Fecal		CFU/100 mL	200	283.2	86400	-	11,069.4
5439000	12/23/2017	15.5	15.5	0.1459	2.26	7301	61.8834%	Fecal		CFU/100 mL	200	283.2	86400	-	11,069.4
5439000	4/28/2018	15.5	15.5	0.1459	2.26	7301	61.8834%	Fecal		CFU/100 mL	200	283.2	86400	-	11,069.4
5439000	7/19/2010	15.4	15.4	0.1459	2.25	7311	61.9681%	Fecal		CFU/100 mL	200	283.2	86400	-	10,998.0
5439000	12/8/2014	15.4	15.4	0.1459	2.25	7311	61.9681%	Fecal		CFU/100 mL	200	283.2	86400	-	10,998.0
5439000	7/14/2016	15.4	15.4	0.1459	2.25	7311	61.9681%	Fecal		CFU/100 mL	200	283.2	86400	-	10,998.0
5439000	12/28/2017	15.4	15.4	0.1459	2.25	7311	61.9681%	Fecal		CFU/100 mL	200	283.2	86400	-	10,998.0
5439000	2/13/2018	15.4	15.4	0.1459	2.25	7311	61.9681%	Fecal		CFU/100 mL	200	283.2	86400	-	10,998.0
5439000	11/10/2020	15.4	15.4	0.1459	2.25	7311	61.9681%	Fecal		CFU/100 mL	200	283.2	86400	-	10,998.0
5439000	7/7/2002	15.3	15.3	0.1459	2.23	7317	62.0190%	Fecal		CFU/100 mL	200	283.2	86400	-	10,926.6
5439000	9/5/2008	15.3	15.3	0.1459	2.23	7317	62.0190%	Fecal		CFU/100 mL	200	283.2	86400	-	10,926.6
5439000	2/24/2009	15.3	15.3	0.1459	2.23	7317	62.0190%	Fecal		CFU/100 mL	200	283.2	86400	-	10,926.6
5439000	9/8/2019	15.3	15.3	0.1459	2.23	7317	62.0190%	Fecal		CFU/100 mL	200	283.2	86400	-	10,926.6
5439000	1/1/2021	15.3	15.3	0.1459	2.23	7317	62.0190%	Fecal		CFU/100 mL	200	283.2	86400	-	10,926.6
5439000	5/10/1994	15.2	15.2	0.1459	2.22	7322	62.0614%	Fecal		CFU/100 mL	200	283.2	86400	-	10,855.2
5439000	3/20/2003	15.2	15.2	0.1459	2.22	7322	62.0614%	Fecal		CFU/100 mL	200	283.2	86400	-	10,855.2
5439000	9/27/2007	15.2	15.2	0.1459	2.22	7322	62.0614%	Fecal		CFU/100 mL	200	283.2	86400	-	10,855.2
5439000	10/1/2007	15.2	15.2	0.1459	2.22	7322	62.0614%	Fecal		CFU/100 mL	200	283.2	86400	-	10,855.2
5439000	6/16/2003	15.1	15.1	0.1459	2.20	7326	62.0953%	Fecal		CFU/100 mL	200	283.2	86400	-	10,783.8
5439000	8/2/2011	15.1	15.1	0.1459	2.20	7326	62.0953%	Fecal		CFU/100 mL	200	283.2	86400	-	10,783.8
5439000	12/1/2020	15.1	15.1	0.1459	2.20	7326	62.0953%	Fecal		CFU/100 mL	200	283.2	86400	-	10,783.8
5439000	9/3/1990	15	15	0.1459	2.19	7329	62.1207%	Fecal		CFU/100 mL	200	283.2	86400	-	10,712.3
5439000	11/2/1990	15	15	0.1459	2.19	7329	62.1207%	Fecal		CFU/100 mL	200	283.2	86400	-	10,712.3
5439000	7/6/1991	15	15	0.1459	2.19	7329	62.1207%	Fecal		CFU/100 mL	200	283.2	86400	-	10,712.3
5439000	10/5/1991	15	15	0.1459	2.19	7329	62.1207%	Fecal		CFU/100 mL	200	283.2	86400	-	10,712.3
5439000	11/4/1991	15	15	0.1459	2.19	7329	62.1207%	Fecal		CFU/100 mL	200	283.2	86400	-	10,712.3
5439000	6/7/1992	15	15	0.1459	2.19	7329	62.1207%	Fecal		CFU/100 mL	200	283.2	86400	-	10,712.3
5439000	10/8/1992	15	15	0.1459	2.19	7329	62.1207%	Fecal		CFU/100 mL	200	283.2	86400	-	10,712.3
5439000	10/9/1992	15	15	0.1459	2.19	7329	62.1207%	Fecal		CFU/100 mL	200	283.2	86400	-	10,712.3
5439000	10/16/1992	15	15	0.1459	2.19	7329	62.1207%	Fecal		CFU/100 mL	200	283.2	86400	-	10,712.3
5439000	9/10/1993	15	15	0.1459	2.19	7329	62.1207%	Fecal		CFU/100 mL	200	283.2	86400	-	10,712.3
5439000	7/18/1995	15	15	0.1459	2.19	7329	62.1207%	Fecal		CFU/100 mL	200	283.2	86400	-	10,712.3
5439000	7/21/1995	15	15	0.1459	2.19	7329	62.1207%	Fecal		CFU/100 mL	200	283.2	86400	-	10,712.3
5439000	11/9/1995	15	15	0.1459	2.19	7329	62.1207%	Fecal		CFU/100 mL	200	283.2	86400	-	10,712.3
5439000	1/22/1996	15	15	0.1459	2.19	7329	62.1207%	Fecal		CFU/100 mL	200	283.2	86400	-	10,712.3
5439000	3/3/1996	15	15	0.1459	2.19	7329	62.1207%	Fecal		CFU/100 mL	200	283.2	86400	-	10,712.3
5439000	9/4/1996	15	15	0.1459	2.19	7329	62.1207%	Fecal		CFU/100 mL	200	283.2	86400	-	10,712.3
5439000	7/24/1998	15	15	0.1459	2.19	7329	62.1207%	Fecal		CFU/100 mL	200	283.2	86400	-	10,712.3
5439000	9/15/1998	15	15	0.1459	2.19	7329	62.1207%	Fecal		CFU/100 mL	200	283.2	86400	-	10,712.3
5439000	12/26/1998	15	15	0.1459	2.19	7329	62.1207%	Fecal		CFU/100 mL	200	283.2	86400	-	10,712.3
5439000	12/6/1999	15	15	0.1459	2.19	7329	62.1207%	Fecal		CFU/100 mL	200	283.2	86400	-	10,712.3
5439000	3/31/2000	15	15	0.1459	2.19	7329	62.1207%	Fecal		CFU/100 mL	200	283.2	86400	-	10,712.3
5439000	4/5/2000	15	15	0.1459	2.19	7329	62.1207%	Fecal		CFU/100 mL	200	283.2	86400	-	10,712.3
5439000	4/13/2000	15	15	0.1459	2.19	7329	62.1207%	Fecal		CFU/100 mL	200	283.2	86400	-	10,712.3
5439000	4/14/2000	15	15	0.1459	2.19	7329	62.1207%	Fecal		CFU/100 mL	200	283.2	86400	-	10,712.3
5439000	7/25/2000	15	15	0.1459	2.19	7329	62.1207%	Fecal		CFU/100 mL	200	283.2	86400	-	10,712.3
5439000	8/11/2000	15	15	0.1459	2.19	7329	62.1207%	Fecal		CFU/100 mL	200	283.2	86400	-	10,712.3
5439000	10/11/2000	15	15	0.1459	2.19	7329	62.1207%	Fecal		CFU/100 mL	200	283.2	86400	-	10,712.3
5439000	12/9/2000	15	15	0.1459	2.19	7329	62.1207%	Fecal		CFU/100 mL	200	283.2	86400	-	10,712.3
5439000	1/16/2001	15	15	0.1459	2.19	7329	62.1207%	Fecal		CFU/100 mL	200	283.2	86400	-	10,712.3
5439000	1/5/2002	15	15	0.1459	2.19	7329	62.1207%	Fecal		CFU/100 mL	200	283.2	86400	-	10,712.3
5439000	1/6/2002	15	15	0.1459	2.19	7329	62.1207%	Fecal		CFU/100 mL	200	283.2	86400	-	10,712.3
5439000	1/27/2005	15	15	0.1459	2.19	7329	62.1207%	Fecal		CFU/100 mL	200	283.2	86400	-	10,712.3
5439000	6/4/2005	15	15	0.1459	2.19	7329	62.1207%	Fecal		CFU/100 mL	200	283.2	86400	-	10,712.3
5439000	12/18/2007	15	15	0.1459	2.19	7329	62.1207%	Fecal		CFU/100 mL	200	283.2	86400	-	10,712.3
5439000	2/4/2009	15	15	0.1459	2.19	7329	62.1207%	Fecal		CFU/100 mL	200	283.2	86400	-	10,712.3
5439000	7/20/2009	15	15	0.1459	2.19	7329	62.1207%	Fecal		CFU/100 mL	200	283.2	86400	-	10,712.3
5439000	2/23/2013	15	15	0.1459	2.19	7329	62.1207%	Fecal		CFU/100 mL	200	283.2	86400	-	10,712.3
5439000	7/28/2014	15	15	0.1459	2.19	7329	62.1207%	Fecal		CFU/100 mL	200	283.2	86400	-	10,712.3
5439000	8/4/2014	15	15	0.1459	2.19	7329	62.1207%	Fecal		CFU/100 mL	200	283.2	86400	-	10,712.3
5439000	12/18/2020	15	15	0.1459	2.19	7329	62.1207%	Fecal		CFU/100 mL	200	283.2	86400	-	10,712.3
5439000	10/28/2021	15	15	0.1459	2.19	7329	62.1207%	Fecal		CFU/100 mL	200	283.2	86400	-	10,712.3
5439000	5/11/1994	14.9	14.9	0.1459	2.17	7370	62.4682%	Fecal		CFU/100 mL	200	283.2	86400	-	10,640.9
5439000	8/16/1994	14.9	14.9	0.1459	2.17	7370	62.4682%	Fecal		CFU/100 mL	200	283.2	86400	-	10,640.9
5439000	1/9/2002	14.9	14.9	0.1459	2.17	7370	62.4682%	Fecal		CFU/100 mL	200	283.2	86400	-	10,640.9
5439000	5/2/2005	14.9	14.9	0.1459	2.17	7370	62.4682%	Fecal		CFU/100 mL	200	283.2	86400	-	10,640.9
5439000	5/18/2005	14.9	14.9	0.1459	2.17	7370	62.4682%	Fecal		CFU/100 mL	200	283.2	86400	-	10,640.9
5439000	9/4/2009	14.9	14.9	0.1459	2.17	7370	62.4682%	Fecal		CFU/100 mL	200	283.2	86400	-	10,640.9
5439000	7/21/2013	14.9	14.9	0.1459	2.17	7370	62.4682%	Fecal		CFU/100 mL	200	283.2	86400	-	10,640.9
5439000	11/11/2015	14.9	14.9	0.1459	2.17	7370	62.4682%	Fecal		CFU/100 mL	200	283.2	86400	-	10,640.9
5439000	7/23/2018	14.9	14.9	0.1459	2.17	7370	62.4682%	Fecal		CFU/100 mL	200	283.2	86400	-	10,640.9
5439000	3/11/2006	14.8	14.8	0.1459	2.16	7379	62.5445%	Fecal		CFU/100 mL	200	283.2	86400	-	10,569.5
5439000	5/14/2014	14.8	14.8	0.1459	2.16	7379	62.5445%	Fecal		CFU/100 mL	200	283.2	86400	-	10,569.5

Gage ID	Date	Discharge (CFS)	Gage Discharge (less Surrogate NPDES) (CFS)	Watershed Area Ratio	Calculated flow (CFS)	Rank	Flow Exceedance %	Parameter	Results	Units (mg or micro_gram	Limit/Standard	100mL/CF	sec/day	Actual Load (million colonies/day)	Allowable Load (million colonies/day)
5439000	11/4/2015	14.8	14.8	0.1459	2.16	7379	62.5445%	Fecal		CFU/100 mL	200	283.2	86400	-	10,569.5
5439000	12/21/2017	14.8	14.8	0.1459	2.16	7379	62.5445%	Fecal		CFU/100 mL	200	283.2	86400	-	10,569.5
5439000	10/22/2018	14.8	14.8	0.1459	2.16	7379	62.5445%	Fecal		CFU/100 mL	200	283.2	86400	-	10,569.5
5439000	5/12/1994	14.7	14.7	0.1459	2.15	7384	62.5869%	Fecal		CFU/100 mL	200	283.2	86400	-	10,498.1
5439000	7/22/1994	14.7	14.7	0.1459	2.15	7384	62.5869%	Fecal		CFU/100 mL	200	283.2	86400	-	10,498.1
5439000	12/18/2003	14.7	14.7	0.1459	2.15	7384	62.5869%	Fecal		CFU/100 mL	200	283.2	86400	-	10,498.1
5439000	12/20/2014	14.7	14.7	0.1459	2.15	7384	62.5869%	Fecal		CFU/100 mL	200	283.2	86400	-	10,498.1
5439000	10/28/2015	14.7	14.7	0.1459	2.15	7384	62.5869%	Fecal		CFU/100 mL	200	283.2	86400	-	10,498.1
5439000	12/20/2020	14.7	14.7	0.1459	2.15	7384	62.5869%	Fecal		CFU/100 mL	200	283.2	86400	-	10,498.1
5439000	10/13/2021	14.7	14.7	0.1459	2.15	7384	62.5869%	Fecal		CFU/100 mL	200	283.2	86400	-	10,498.1
5439000	11/9/2001	14.6	14.6	0.1459	2.13	7391	62.6462%	Fecal		CFU/100 mL	200	283.2	86400	-	10,426.7
5439000	7/7/2003	14.6	14.6	0.1459	2.13	7391	62.6462%	Fecal		CFU/100 mL	200	283.2	86400	-	10,426.7
5439000	2/2/2005	14.6	14.6	0.1459	2.13	7391	62.6462%	Fecal		CFU/100 mL	200	283.2	86400	-	10,426.7
5439000	8/17/2010	14.6	14.6	0.1459	2.13	7391	62.6462%	Fecal		CFU/100 mL	200	283.2	86400	-	10,426.7
5439000	6/19/2012	14.6	14.6	0.1459	2.13	7391	62.6462%	Fecal		CFU/100 mL	200	283.2	86400	-	10,426.7
5439000	7/7/2012	14.6	14.6	0.1459	2.13	7391	62.6462%	Fecal		CFU/100 mL	200	283.2	86400	-	10,426.7
5439000	10/23/2014	14.6	14.6	0.1459	2.13	7391	62.6462%	Fecal		CFU/100 mL	200	283.2	86400	-	10,426.7
5439000	11/24/2016	14.6	14.6	0.1459	2.13	7391	62.6462%	Fecal		CFU/100 mL	200	283.2	86400	-	10,426.7
5439000	8/12/2017	14.6	14.6	0.1459	2.13	7391	62.6462%	Fecal		CFU/100 mL	200	283.2	86400	-	10,426.7
5439000	6/18/2003	14.5	14.5	0.1459	2.12	7400	62.7225%	Fecal		CFU/100 mL	200	283.2	86400	-	10,355.3
5439000	7/15/2004	14.5	14.5	0.1459	2.12	7400	62.7225%	Fecal		CFU/100 mL	200	283.2	86400	-	10,355.3
5439000	2/24/2007	14.5	14.5	0.1459	2.12	7400	62.7225%	Fecal		CFU/100 mL	200	283.2	86400	-	10,355.3
5439000	2/25/2007	14.5	14.5	0.1459	2.12	7400	62.7225%	Fecal		CFU/100 mL	200	283.2	86400	-	10,355.3
5439000	11/18/2013	14.5	14.5	0.1459	2.12	7400	62.7225%	Fecal		CFU/100 mL	200	283.2	86400	-	10,355.3
5439000	8/18/2016	14.5	14.5	0.1459	2.12	7400	62.7225%	Fecal		CFU/100 mL	200	283.2	86400	-	10,355.3
5439000	9/23/2016	14.5	14.5	0.1459	2.12	7400	62.7225%	Fecal		CFU/100 mL	200	283.2	86400	-	10,355.3
5439000	12/20/2017	14.5	14.5	0.1459	2.12	7400	62.7225%	Fecal		CFU/100 mL	200	283.2	86400	-	10,355.3
5439000	5/15/1994	14.4	14.4	0.1459	2.10	7408	62.7903%	Fecal		CFU/100 mL	200	283.2	86400	-	10,283.8
5439000	1/4/2002	14.4	14.4	0.1459	2.10	7408	62.7903%	Fecal		CFU/100 mL	200	283.2	86400	-	10,283.8
5439000	7/17/2011	14.4	14.4	0.1459	2.10	7408	62.7903%	Fecal		CFU/100 mL	200	283.2	86400	-	10,283.8
5439000	12/21/2012	14.4	14.4	0.1459	2.10	7408	62.7903%	Fecal		CFU/100 mL	200	283.2	86400	-	10,283.8
5439000	10/4/2014	14.4	14.4	0.1459	2.10	7408	62.7903%	Fecal		CFU/100 mL	200	283.2	86400	-	10,283.8
5439000	3/19/2006	14.3	14.3	0.1459	2.09	7413	62.8327%	Fecal		CFU/100 mL	200	283.2	86400	-	10,212.4
5439000	10/27/2006	14.3	14.3	0.1459	2.09	7413	62.8327%	Fecal		CFU/100 mL	200	283.2	86400	-	10,212.4
5439000	7/7/2007	14.3	14.3	0.1459	2.09	7413	62.8327%	Fecal		CFU/100 mL	200	283.2	86400	-	10,212.4
5439000	7/21/2009	14.3	14.3	0.1459	2.09	7413	62.8327%	Fecal		CFU/100 mL	200	283.2	86400	-	10,212.4
5439000	10/3/2009	14.3	14.3	0.1459	2.09	7413	62.8327%	Fecal		CFU/100 mL	200	283.2	86400	-	10,212.4
5439000	10/26/2014	14.3	14.3	0.1459	2.09	7413	62.8327%	Fecal		CFU/100 mL	200	283.2	86400	-	10,212.4
5439000	7/24/2020	14.3	14.3	0.1459	2.09	7413	62.8327%	Fecal		CFU/100 mL	200	283.2	86400	-	10,212.4
5439000	12/2/2020	14.3	14.3	0.1459	2.09	7413	62.8327%	Fecal		CFU/100 mL	200	283.2	86400	-	10,212.4
5439000	1/10/2002	14.2	14.2	0.1459	2.07	7421	62.9005%	Fecal		CFU/100 mL	200	283.2	86400	-	10,141.0
5439000	9/28/2007	14.2	14.2	0.1459	2.07	7421	62.9005%	Fecal		CFU/100 mL	200	283.2	86400	-	10,141.0
5439000	7/20/2010	14.2	14.2	0.1459	2.07	7421	62.9005%	Fecal		CFU/100 mL	200	283.2	86400	-	10,141.0
5439000	8/10/2011	14.2	14.2	0.1459	2.07	7421	62.9005%	Fecal		CFU/100 mL	200	283.2	86400	-	10,141.0
5439000	12/6/2014	14.2	14.2	0.1459	2.07	7421	62.9005%	Fecal		CFU/100 mL	200	283.2	86400	-	10,141.0
5439000	1/2/2021	14.2	14.2	0.1459	2.07	7421	62.9005%	Fecal		CFU/100 mL	200	283.2	86400	-	10,141.0
5439000	8/25/2002	14.1	14.1	0.1459	2.06	7427	62.9513%	Fecal		CFU/100 mL	200	283.2	86400	-	10,069.6
5439000	12/17/2003	14.1	14.1	0.1459	2.06	7427	62.9513%	Fecal		CFU/100 mL	200	283.2	86400	-	10,069.6
5439000	8/22/2009	14.1	14.1	0.1459	2.06	7427	62.9513%	Fecal		CFU/100 mL	200	283.2	86400	-	10,069.6
5439000	8/24/2014	14.1	14.1	0.1459	2.06	7427	62.9513%	Fecal		CFU/100 mL	200	283.2	86400	-	10,069.6
5439000	9/4/1990	14	14	0.1459	2.04	7431	62.9853%	Fecal		CFU/100 mL	200	283.2	86400	-	9,998.2
5439000	10/28/1990	14	14	0.1459	2.04	7431	62.9853%	Fecal		CFU/100 mL	200	283.2	86400	-	9,998.2
5439000	7/7/1991	14	14	0.1459	2.04	7431	62.9853%	Fecal		CFU/100 mL	200	283.2	86400	-	9,998.2
5439000	9/14/1991	14	14	0.1459	2.04	7431	62.9853%	Fecal		CFU/100 mL	200	283.2	86400	-	9,998.2
5439000	10/29/1991	14	14	0.1459	2.04	7431	62.9853%	Fecal		CFU/100 mL	200	283.2	86400	-	9,998.2
5439000	6/15/1992	14	14	0.1459	2.04	7431	62.9853%	Fecal		CFU/100 mL	200	283.2	86400	-	9,998.2
5439000	6/18/1992	14	14	0.1459	2.04	7431	62.9853%	Fecal		CFU/100 mL	200	283.2	86400	-	9,998.2
5439000	7/22/1992	14	14	0.1459	2.04	7431	62.9853%	Fecal		CFU/100 mL	200	283.2	86400	-	9,998.2
5439000	8/4/1992	14	14	0.1459	2.04	7431	62.9853%	Fecal		CFU/100 mL	200	283.2	86400	-	9,998.2
5439000	10/4/1992	14	14	0.1459	2.04	7431	62.9853%	Fecal		CFU/100 mL	200	283.2	86400	-	9,998.2
5439000	10/5/1992	14	14	0.1459	2.04	7431	62.9853%	Fecal		CFU/100 mL	200	283.2	86400	-	9,998.2
5439000	10/6/1992	14	14	0.1459	2.04	7431	62.9853%	Fecal		CFU/100 mL	200	283.2	86400	-	9,998.2
5439000	10/10/1992	14	14	0.1459	2.04	7431	62.9853%	Fecal		CFU/100 mL	200	283.2	86400	-	9,998.2
5439000	7/26/1995	14	14	0.1459	2.04	7431	62.9853%	Fecal		CFU/100 mL	200	283.2	86400	-	9,998.2
5439000	1/23/1996	14	14	0.1459	2.04	7431	62.9853%	Fecal		CFU/100 mL	200	283.2	86400	-	9,998.2
5439000	1/24/1996	14	14	0.1459	2.04	7431	62.9853%	Fecal		CFU/100 mL	200	283.2	86400	-	9,998.2
5439000	1/25/1996	14	14	0.1459	2.04	7431	62.9853%	Fecal		CFU/100 mL	200	283.2	86400	-	9,998.2
5439000	3/30/1996	14	14	0.1459	2.04	7431	62.9853%	Fecal		CFU/100 mL	200	283.2	86400	-	9,998.2
5439000	3/31/1996	14	14	0.1459	2.04	7431	62.9853%	Fecal		CFU/100 mL	200	283.2	86400	-	9,998.2
5439000	4/1/1996	14	14	0.1459	2.04	7431	62.9853%	Fecal		CFU/100 mL	200	283.2	86400	-	9,998.2
5439000	4/2/1996	14	14	0.1459	2.04	7431	62.9853%	Fecal		CFU/100 mL	200	283.2	86400	-	9,998.2
5439000	9/28/1996	14	14	0.1459	2.04	7431	62.9853%	Fecal		CFU/100 mL	200	283.2	86400	-	9,998.2
5439000	7/6/1997	14	14	0.1459	2.04	7431	62.9853%	Fecal		CFU/100 mL	200	283.2	86400	-	9,998.2
5439000	7/7/1997	14	14	0.1459	2.04	7431	62.9853%	Fecal		CFU/100 mL	200	283.2	86400	-	9,998.2
5439000	7/9/1997	14	14	0.1459	2.04	7431	62.9853%	Fecal		CFU/100 mL	200	283.2	86400	-	9,998.2
5439000	8/18/1997	14	14	0.1459	2.04	7431	62.9853%	Fecal		CFU/100 mL	200	283.2	86400	-	9,998.2
5439000	7/12/1999	14	14	0.1459	2.04	7431	62.9853%	Fecal		CFU/100 mL	200	283.2	86400	-	9,998.2
5439000	7/26/1999	14	14	0.1459	2.04	7431	62.9853%	Fecal		CFU/100 mL	200	283.2	86400	-	9,998.2
5439000	10/12/2000	14	14	0.1459	2.04	7431	62.9853%	Fecal		CFU/100 mL	200	283.2	86400	-	9,998.2
5439000	10/14/2000	14	14	0.1459	2.04	7431	62.9853%	Fecal		CFU/100 mL	200	283.2	86400	-	9,998.2
5439000	7/5/2001	14	14	0.1459	2.04	7431	62.9853%	Fecal		CFU/100 mL	200	283.2	86400	-	9,998.2
5439000	12/31/2001	14	14	0.1459	2.04	7431	62.9853%	Fecal		CFU/100 mL	200	283.2	86400	-	9,998.2
5439000	1/3/2005	14	14	0.1459	2.04	7431	62.9853%	Fecal		CFU/100 mL	200	283.2	86400	-	9,998.2
5439000	12/19/2007	14	14	0.1459	2.04	7431	62.9853%	Fecal		CFU/100 mL	200	283.2	86400	-	9,998.2
5439000	8/18/2010	14	14	0.1459	2.04	7431	62.9853%	Fecal		CFU/100 mL	200	283.2	86400	-	9,998.2
5439000	8/8/2011	14	14	0.1459	2.04	7431	62.9853%	Fecal		CFU/100 mL	200	283.2	86400	-	9,998.2
5439000	11/7/2013	14	14	0.1459	2.04	7431	62.9853%	Fecal		CFU/100 mL	200	283.2	86400	-	9,998.2
5439000	8/11/2015	14	14	0.1459	2.04	7431	62.9853%	Fecal		CFU/100 mL	200	283.2	86400	-	9,998.2
5439000	5/14/1994	13.9	13.9	0.1459	2.03	7469	63.3073%	Fecal		CFU/100 mL	200	283.2	86400	-	9,926.8
5439000	6/21/2003	13.9	13.9	0.1459	2.03	7469	63.3073%	Fecal		CFU/100 mL	200	283.2	86400	-	9,926.8

Gage ID	Date	Discharge (CFS)	Gage Discharge (less Surrogate NPDES) (CFS)	Watershed Area Ratio	Calculated flow (CFS)	Rank	Flow Exceedance %	Parameter	Results	Units (mg or micro_gram	Limit/Standard	100mL/CF	sec/day	Actual Load (million colonies/day)	Allowable Load (million colonies/day)
5439000	12/15/2004	13.9	13.9	0.1459	2.03	7469	63.3073%	Fecal		CFU/100 mL	200	283.2	86400	-	9,926.8
5439000	5/29/2005	13.9	13.9	0.1459	2.03	7469	63.3073%	Fecal		CFU/100 mL	200	283.2	86400	-	9,926.8
5439000	10/2/2007	13.9	13.9	0.1459	2.03	7469	63.3073%	Fecal		CFU/100 mL	200	283.2	86400	-	9,926.8
5439000	10/15/2009	13.9	13.9	0.1459	2.03	7469	63.3073%	Fecal		CFU/100 mL	200	283.2	86400	-	9,926.8
5439000	7/29/2014	13.9	13.9	0.1459	2.03	7469	63.3073%	Fecal		CFU/100 mL	200	283.2	86400	-	9,926.8
5439000	8/9/2014	13.9	13.9	0.1459	2.03	7469	63.3073%	Fecal		CFU/100 mL	200	283.2	86400	-	9,926.8
5439000	7/15/2017	13.9	13.9	0.1459	2.03	7469	63.3073%	Fecal		CFU/100 mL	200	283.2	86400	-	9,926.8
5439000	5/24/1994	13.8	13.8	0.1459	2.01	7478	63.3836%	Fecal		CFU/100 mL	200	283.2	86400	-	9,855.4
5439000	6/17/2003	13.8	13.8	0.1459	2.01	7478	63.3836%	Fecal		CFU/100 mL	200	283.2	86400	-	9,855.4
5439000	12/21/2014	13.8	13.8	0.1459	2.01	7478	63.3836%	Fecal		CFU/100 mL	200	283.2	86400	-	9,855.4
5439000	7/8/2017	13.8	13.8	0.1459	2.01	7478	63.3836%	Fecal		CFU/100 mL	200	283.2	86400	-	9,855.4
5439000	10/23/2018	13.8	13.8	0.1459	2.01	7478	63.3836%	Fecal		CFU/100 mL	200	283.2	86400	-	9,855.4
5439000	8/27/2019	13.8	13.8	0.1459	2.01	7478	63.3836%	Fecal		CFU/100 mL	200	283.2	86400	-	9,855.4
5439000	7/28/2021	13.8	13.8	0.1459	2.01	7478	63.3836%	Fecal		CFU/100 mL	200	283.2	86400	-	9,855.4
5439000	8/22/1994	13.7	13.7	0.1459	2.00	7485	63.4430%	Fecal		CFU/100 mL	200	283.2	86400	-	9,783.9
5439000	11/10/2001	13.7	13.7	0.1459	2.00	7485	63.4430%	Fecal		CFU/100 mL	200	283.2	86400	-	9,783.9
5439000	5/3/2005	13.7	13.7	0.1459	2.00	7485	63.4430%	Fecal		CFU/100 mL	200	283.2	86400	-	9,783.9
5439000	7/4/2008	13.7	13.7	0.1459	2.00	7485	63.4430%	Fecal		CFU/100 mL	200	283.2	86400	-	9,783.9
5439000	7/28/2009	13.7	13.7	0.1459	2.00	7485	63.4430%	Fecal		CFU/100 mL	200	283.2	86400	-	9,783.9
5439000	8/26/2011	13.7	13.7	0.1459	2.00	7485	63.4430%	Fecal		CFU/100 mL	200	283.2	86400	-	9,783.9
5439000	12/21/2020	13.7	13.7	0.1459	2.00	7485	63.4430%	Fecal		CFU/100 mL	200	283.2	86400	-	9,783.9
5439000	11/15/2001	13.6	13.6	0.1459	1.98	7492	63.5023%	Fecal		CFU/100 mL	200	283.2	86400	-	9,712.5
5439000	10/22/2006	13.6	13.6	0.1459	1.98	7492	63.5023%	Fecal		CFU/100 mL	200	283.2	86400	-	9,712.5
5439000	8/5/2015	13.6	13.6	0.1459	1.98	7492	63.5023%	Fecal		CFU/100 mL	200	283.2	86400	-	9,712.5
5439000	10/31/2018	13.6	13.6	0.1459	1.98	7492	63.5023%	Fecal		CFU/100 mL	200	283.2	86400	-	9,712.5
5439000	11/18/2018	13.6	13.6	0.1459	1.98	7492	63.5023%	Fecal		CFU/100 mL	200	283.2	86400	-	9,712.5
5439000	11/16/2001	13.5	13.5	0.1459	1.97	7497	63.5447%	Fecal		CFU/100 mL	200	283.2	86400	-	9,641.1
5439000	1/7/2002	13.5	13.5	0.1459	1.97	7497	63.5447%	Fecal		CFU/100 mL	200	283.2	86400	-	9,641.1
5439000	10/26/2006	13.5	13.5	0.1459	1.97	7497	63.5447%	Fecal		CFU/100 mL	200	283.2	86400	-	9,641.1
5439000	10/17/2007	13.5	13.5	0.1459	1.97	7497	63.5447%	Fecal		CFU/100 mL	200	283.2	86400	-	9,641.1
5439000	1/12/2013	13.5	13.5	0.1459	1.97	7497	63.5447%	Fecal		CFU/100 mL	200	283.2	86400	-	9,641.1
5439000	5/1/2018	13.5	13.5	0.1459	1.97	7497	63.5447%	Fecal		CFU/100 mL	200	283.2	86400	-	9,641.1
5439000	5/13/1994	13.4	13.4	0.1459	1.96	7503	63.5955%	Fecal		CFU/100 mL	200	283.2	86400	-	9,569.7
5439000	11/11/2001	13.4	13.4	0.1459	1.96	7503	63.5955%	Fecal		CFU/100 mL	200	283.2	86400	-	9,569.7
5439000	7/8/2002	13.4	13.4	0.1459	1.96	7503	63.5955%	Fecal		CFU/100 mL	200	283.2	86400	-	9,569.7
5439000	7/31/2011	13.4	13.4	0.1459	1.96	7503	63.5955%	Fecal		CFU/100 mL	200	283.2	86400	-	9,569.7
5439000	10/28/2014	13.4	13.4	0.1459	1.96	7503	63.5955%	Fecal		CFU/100 mL	200	283.2	86400	-	9,569.7
5439000	12/15/2014	13.4	13.4	0.1459	1.96	7503	63.5955%	Fecal		CFU/100 mL	200	283.2	86400	-	9,569.7
5439000	7/27/2021	13.4	13.4	0.1459	1.96	7503	63.5955%	Fecal		CFU/100 mL	200	283.2	86400	-	9,569.7
5439000	8/15/2002	13.3	13.3	0.1459	1.94	7510	63.6549%	Fecal		CFU/100 mL	200	283.2	86400	-	9,498.3
5439000	3/18/2003	13.3	13.3	0.1459	1.94	7510	63.6549%	Fecal		CFU/100 mL	200	283.2	86400	-	9,498.3
5439000	10/1/2011	13.3	13.3	0.1459	1.94	7510	63.6549%	Fecal		CFU/100 mL	200	283.2	86400	-	9,498.3
5439000	10/20/2012	13.3	13.3	0.1459	1.94	7510	63.6549%	Fecal		CFU/100 mL	200	283.2	86400	-	9,498.3
5439000	7/22/2013	13.3	13.3	0.1459	1.94	7510	63.6549%	Fecal		CFU/100 mL	200	283.2	86400	-	9,498.3
5439000	5/11/2014	13.3	13.3	0.1459	1.94	7510	63.6549%	Fecal		CFU/100 mL	200	283.2	86400	-	9,498.3
5439000	8/29/2014	13.3	13.3	0.1459	1.94	7510	63.6549%	Fecal		CFU/100 mL	200	283.2	86400	-	9,498.3
5439000	2/1/2018	13.3	13.3	0.1459	1.94	7510	63.6549%	Fecal		CFU/100 mL	200	283.2	86400	-	9,498.3
5439000	7/30/2021	13.3	13.3	0.1459	1.94	7510	63.6549%	Fecal		CFU/100 mL	200	283.2	86400	-	9,498.3
5439000	7/27/2009	13.2	13.2	0.1459	1.93	7519	63.7311%	Fecal		CFU/100 mL	200	283.2	86400	-	9,426.9
5439000	1/13/2002	13.1	13.1	0.1459	1.91	7520	63.7396%	Fecal		CFU/100 mL	200	283.2	86400	-	9,355.4
5439000	3/13/2003	13.1	13.1	0.1459	1.91	7520	63.7396%	Fecal		CFU/100 mL	200	283.2	86400	-	9,355.4
5439000	7/7/2006	13.1	13.1	0.1459	1.91	7520	63.7396%	Fecal		CFU/100 mL	200	283.2	86400	-	9,355.4
5439000	9/5/2009	13.1	13.1	0.1459	1.91	7520	63.7396%	Fecal		CFU/100 mL	200	283.2	86400	-	9,355.4
5439000	7/18/2011	13.1	13.1	0.1459	1.91	7520	63.7396%	Fecal		CFU/100 mL	200	283.2	86400	-	9,355.4
5439000	7/23/2013	13.1	13.1	0.1459	1.91	7520	63.7396%	Fecal		CFU/100 mL	200	283.2	86400	-	9,355.4
5439000	7/29/2019	13.1	13.1	0.1459	1.91	7520	63.7396%	Fecal		CFU/100 mL	200	283.2	86400	-	9,355.4
5439000	1/3/1990	13	13	0.1459	1.90	7527	63.7989%	Fecal		CFU/100 mL	200	283.2	86400	-	9,284.0
5439000	1/14/1990	13	13	0.1459	1.90	7527	63.7989%	Fecal		CFU/100 mL	200	283.2	86400	-	9,284.0
5439000	1/15/1990	13	13	0.1459	1.90	7527	63.7989%	Fecal		CFU/100 mL	200	283.2	86400	-	9,284.0
5439000	9/5/1990	13	13	0.1459	1.90	7527	63.7989%	Fecal		CFU/100 mL	200	283.2	86400	-	9,284.0
5439000	9/8/1990	13	13	0.1459	1.90	7527	63.7989%	Fecal		CFU/100 mL	200	283.2	86400	-	9,284.0
5439000	10/31/1990	13	13	0.1459	1.90	7527	63.7989%	Fecal		CFU/100 mL	200	283.2	86400	-	9,284.0
5439000	11/1/1990	13	13	0.1459	1.90	7527	63.7989%	Fecal		CFU/100 mL	200	283.2	86400	-	9,284.0
5439000	10/6/1991	13	13	0.1459	1.90	7527	63.7989%	Fecal		CFU/100 mL	200	283.2	86400	-	9,284.0
5439000	6/8/1992	13	13	0.1459	1.90	7527	63.7989%	Fecal		CFU/100 mL	200	283.2	86400	-	9,284.0
5439000	6/9/1992	13	13	0.1459	1.90	7527	63.7989%	Fecal		CFU/100 mL	200	283.2	86400	-	9,284.0
5439000	6/14/1992	13	13	0.1459	1.90	7527	63.7989%	Fecal		CFU/100 mL	200	283.2	86400	-	9,284.0
5439000	6/16/1992	13	13	0.1459	1.90	7527	63.7989%	Fecal		CFU/100 mL	200	283.2	86400	-	9,284.0
5439000	7/3/1992	13	13	0.1459	1.90	7527	63.7989%	Fecal		CFU/100 mL	200	283.2	86400	-	9,284.0
5439000	7/27/1992	13	13	0.1459	1.90	7527	63.7989%	Fecal		CFU/100 mL	200	283.2	86400	-	9,284.0
5439000	7/28/1992	13	13	0.1459	1.90	7527	63.7989%	Fecal		CFU/100 mL	200	283.2	86400	-	9,284.0
5439000	10/7/1992	13	13	0.1459	1.90	7527	63.7989%	Fecal		CFU/100 mL	200	283.2	86400	-	9,284.0
5439000	10/11/1994	13	13	0.1459	1.90	7527	63.7989%	Fecal		CFU/100 mL	200	283.2	86400	-	9,284.0
5439000	7/19/1995	13	13	0.1459	1.90	7527	63.7989%	Fecal		CFU/100 mL	200	283.2	86400	-	9,284.0
5439000	7/22/1995	13	13	0.1459	1.90	7527	63.7989%	Fecal		CFU/100 mL	200	283.2	86400	-	9,284.0
5439000	7/23/1995	13	13	0.1459	1.90	7527	63.7989%	Fecal		CFU/100 mL	200	283.2	86400	-	9,284.0
5439000	7/24/1995	13	13	0.1459	1.90	7527	63.7989%	Fecal		CFU/100 mL	200	283.2	86400	-	9,284.0
5439000	12/18/1995	13	13	0.1459	1.90	7527	63.7989%	Fecal		CFU/100 mL	200	283.2	86400	-	9,284.0
5439000	1/16/1996	13	13	0.1459	1.90	7527	63.7989%	Fecal		CFU/100 mL	200	283.2	86400	-	9,284.0
5439000	2/8/1996	13	13	0.1459	1.90	7527	63.7989%	Fecal		CFU/100 mL	200	283.2	86400	-	9,284.0
5439000	3/4/1996	13	13	0.1459	1.90	7527	63.7989%	Fecal		CFU/100 mL	200	283.2	86400	-	9,284.0
5439000	4/3/1996	13	13	0.1459	1.90	7527	63.7989%	Fecal		CFU/100 mL	200	283.2	86400	-	9,284.0
5439000	9/5/1996	13	13	0.1459	1.90	7527	63.7989%	Fecal		CFU/100 mL	200	283.2	86400	-	9,284.0
5439000	10/31/1996	13	13	0.1459	1.90	7527	63.7989%	Fecal		CFU/100 mL	200	283.2	86400	-	9,284.0
5439000	9/17/1997	13	13	0.1459	1.90	7527	63.7989%	Fecal		CFU/100 mL	200	283.2	86400	-	9,284.0
5439000	12/27/1998	13	13	0.1459	1.90	7527	63.7989%	Fecal		CFU/100 mL	200	283.2	86400	-	9,284.0
5439000	7/25/1999	13	13	0.1459	1.90	7527	63.7989%	Fecal		CFU/100 mL	200	283.2	86400	-	9,284.0
5439000	7/26/2000	13	13	0.1459	1.90	7527	63.7989%	Fecal		CFU/100 mL	200	283.2	86400	-	9,284.0
5439000	10/13/2000	13	13	0.1459	1.90	7527	63.7989%	Fecal		CFU/100 mL	200	283.2	86400	-	9,284.0
5439000	10/15/2000	13	13	0.1459	1.90	7527	63.7989%	Fecal		CFU/100 mL	200	283.2	86400	-	9,284.0

Gage ID	Date	Discharge (CFS)	Gage Discharge (less Surrogate NPDES) (CFS)	Watershed Area Ratio	Calculated flow (CFS)	Rank	Flow Exceedance %	Parameter	Results	Units (mg or micro_gram	Limit/Standard	100mL/CF	sec/day	Actual Load (million colonies/day)	Allowable Load (million colonies/day)
5439000	10/16/2000	13	13	0.1459	1.90	7527	63.7989%	Fecal		CFU/100 mL	200	283.2	86400	-	9,284.0
5439000	11/6/2000	13	13	0.1459	1.90	7527	63.7989%	Fecal		CFU/100 mL	200	283.2	86400	-	9,284.0
5439000	1/17/2001	13	13	0.1459	1.90	7527	63.7989%	Fecal		CFU/100 mL	200	283.2	86400	-	9,284.0
5439000	1/18/2001	13	13	0.1459	1.90	7527	63.7989%	Fecal		CFU/100 mL	200	283.2	86400	-	9,284.0
5439000	1/19/2001	13	13	0.1459	1.90	7527	63.7989%	Fecal		CFU/100 mL	200	283.2	86400	-	9,284.0
5439000	9/7/2001	13	13	0.1459	1.90	7527	63.7989%	Fecal		CFU/100 mL	200	283.2	86400	-	9,284.0
5439000	1/1/2002	13	13	0.1459	1.90	7527	63.7989%	Fecal		CFU/100 mL	200	283.2	86400	-	9,284.0
5439000	1/3/2002	13	13	0.1459	1.90	7527	63.7989%	Fecal		CFU/100 mL	200	283.2	86400	-	9,284.0
5439000	7/16/2004	13	13	0.1459	1.90	7527	63.7989%	Fecal		CFU/100 mL	200	283.2	86400	-	9,284.0
5439000	1/29/2007	13	13	0.1459	1.90	7527	63.7989%	Fecal		CFU/100 mL	200	283.2	86400	-	9,284.0
5439000	4/30/2018	13	13	0.1459	1.90	7527	63.7989%	Fecal		CFU/100 mL	200	283.2	86400	-	9,284.0
5439000	2/15/2022	13	13	0.1459	1.90	7527	63.7989%	Fecal		CFU/100 mL	200	283.2	86400	-	9,284.0
5439000	5/30/2005	12.9	12.9	0.1459	1.88	7573	64.1888%	Fecal		CFU/100 mL	200	283.2	86400	-	9,212.6
5439000	6/6/2005	12.9	12.9	0.1459	1.88	7573	64.1888%	Fecal		CFU/100 mL	200	283.2	86400	-	9,212.6
5439000	7/21/2010	12.9	12.9	0.1459	1.88	7573	64.1888%	Fecal		CFU/100 mL	200	283.2	86400	-	9,212.6
5439000	8/22/2011	12.9	12.9	0.1459	1.88	7573	64.1888%	Fecal		CFU/100 mL	200	283.2	86400	-	9,212.6
5439000	7/15/2016	12.9	12.9	0.1459	1.88	7573	64.1888%	Fecal		CFU/100 mL	200	283.2	86400	-	9,212.6
5439000	6/22/2003	12.8	12.8	0.1459	1.87	7578	64.2312%	Fecal		CFU/100 mL	200	283.2	86400	-	9,141.2
5439000	6/26/2003	12.8	12.8	0.1459	1.87	7578	64.2312%	Fecal		CFU/100 mL	200	283.2	86400	-	9,141.2
5439000	11/22/2007	12.8	12.8	0.1459	1.87	7578	64.2312%	Fecal		CFU/100 mL	200	283.2	86400	-	9,141.2
5439000	10/27/2014	12.8	12.8	0.1459	1.87	7578	64.2312%	Fecal		CFU/100 mL	200	283.2	86400	-	9,141.2
5439000	11/1/2018	12.8	12.8	0.1459	1.87	7578	64.2312%	Fecal		CFU/100 mL	200	283.2	86400	-	9,141.2
5439000	4/2/2006	12.7	12.7	0.1459	1.85	7583	64.2736%	Fecal		CFU/100 mL	200	283.2	86400	-	9,069.8
5439000	1/28/2007	12.7	12.7	0.1459	1.85	7583	64.2736%	Fecal		CFU/100 mL	200	283.2	86400	-	9,069.8
5439000	2/9/2007	12.7	12.7	0.1459	1.85	7583	64.2736%	Fecal		CFU/100 mL	200	283.2	86400	-	9,069.8
5439000	2/20/2007	12.7	12.7	0.1459	1.85	7583	64.2736%	Fecal		CFU/100 mL	200	283.2	86400	-	9,069.8
5439000	7/31/2008	12.7	12.7	0.1459	1.85	7583	64.2736%	Fecal		CFU/100 mL	200	283.2	86400	-	9,069.8
5439000	8/19/2010	12.7	12.7	0.1459	1.85	7583	64.2736%	Fecal		CFU/100 mL	200	283.2	86400	-	9,069.8
5439000	1/13/2014	12.7	12.7	0.1459	1.85	7583	64.2736%	Fecal		CFU/100 mL	200	283.2	86400	-	9,069.8
5439000	12/10/2014	12.7	12.7	0.1459	1.85	7583	64.2736%	Fecal		CFU/100 mL	200	283.2	86400	-	9,069.8
5439000	7/16/2017	12.7	12.7	0.1459	1.85	7583	64.2736%	Fecal		CFU/100 mL	200	283.2	86400	-	9,069.8
5439000	11/19/2018	12.7	12.7	0.1459	1.85	7583	64.2736%	Fecal		CFU/100 mL	200	283.2	86400	-	9,069.8
5439000	12/3/2020	12.7	12.7	0.1459	1.85	7583	64.2736%	Fecal		CFU/100 mL	200	283.2	86400	-	9,069.8
5439000	1/8/2002	12.6	12.6	0.1459	1.84	7594	64.3668%	Fecal		CFU/100 mL	200	283.2	86400	-	8,998.4
5439000	9/30/2007	12.6	12.6	0.1459	1.84	7594	64.3668%	Fecal		CFU/100 mL	200	283.2	86400	-	8,998.4
5439000	10/4/2007	12.6	12.6	0.1459	1.84	7594	64.3668%	Fecal		CFU/100 mL	200	283.2	86400	-	8,998.4
5439000	7/5/2008	12.6	12.6	0.1459	1.84	7594	64.3668%	Fecal		CFU/100 mL	200	283.2	86400	-	8,998.4
5439000	10/16/2009	12.6	12.6	0.1459	1.84	7594	64.3668%	Fecal		CFU/100 mL	200	283.2	86400	-	8,998.4
5439000	2/24/2014	12.6	12.6	0.1459	1.84	7594	64.3668%	Fecal		CFU/100 mL	200	283.2	86400	-	8,998.4
5439000	11/5/2015	12.6	12.6	0.1459	1.84	7594	64.3668%	Fecal		CFU/100 mL	200	283.2	86400	-	8,998.4
5439000	8/30/2018	12.6	12.6	0.1459	1.84	7594	64.3668%	Fecal		CFU/100 mL	200	283.2	86400	-	8,998.4
5439000	11/20/2018	12.6	12.6	0.1459	1.84	7594	64.3668%	Fecal		CFU/100 mL	200	283.2	86400	-	8,998.4
5439000	7/16/2003	12.5	12.5	0.1459	1.82	7603	64.4431%	Fecal		CFU/100 mL	200	283.2	86400	-	8,927.0
5439000	9/29/2007	12.5	12.5	0.1459	1.82	7603	64.4431%	Fecal		CFU/100 mL	200	283.2	86400	-	8,927.0
5439000	6/20/2012	12.5	12.5	0.1459	1.82	7603	64.4431%	Fecal		CFU/100 mL	200	283.2	86400	-	8,927.0
5439000	10/15/2012	12.5	12.5	0.1459	1.82	7603	64.4431%	Fecal		CFU/100 mL	200	283.2	86400	-	8,927.0
5439000	10/24/2018	12.5	12.5	0.1459	1.82	7603	64.4431%	Fecal		CFU/100 mL	200	283.2	86400	-	8,927.0
5439000	12/11/2020	12.5	12.5	0.1459	1.82	7603	64.4431%	Fecal		CFU/100 mL	200	283.2	86400	-	8,927.0
5439000	7/9/2002	12.4	12.4	0.1459	1.81	7609	64.4940%	Fecal		CFU/100 mL	200	283.2	86400	-	8,855.5
5439000	7/17/2004	12.4	12.4	0.1459	1.81	7609	64.4940%	Fecal		CFU/100 mL	200	283.2	86400	-	8,855.5
5439000	5/4/2005	12.4	12.4	0.1459	1.81	7609	64.4940%	Fecal		CFU/100 mL	200	283.2	86400	-	8,855.5
5439000	3/20/2006	12.4	12.4	0.1459	1.81	7609	64.4940%	Fecal		CFU/100 mL	200	283.2	86400	-	8,855.5
5439000	10/29/2006	12.4	12.4	0.1459	1.81	7609	64.4940%	Fecal		CFU/100 mL	200	283.2	86400	-	8,855.5
5439000	8/3/2007	12.4	12.4	0.1459	1.81	7609	64.4940%	Fecal		CFU/100 mL	200	283.2	86400	-	8,855.5
5439000	12/3/2007	12.4	12.4	0.1459	1.81	7609	64.4940%	Fecal		CFU/100 mL	200	283.2	86400	-	8,855.5
5439000	9/6/2009	12.4	12.4	0.1459	1.81	7609	64.4940%	Fecal		CFU/100 mL	200	283.2	86400	-	8,855.5
5439000	11/30/2010	12.4	12.4	0.1459	1.81	7609	64.4940%	Fecal		CFU/100 mL	200	283.2	86400	-	8,855.5
5439000	11/4/2011	12.4	12.4	0.1459	1.81	7609	64.4940%	Fecal		CFU/100 mL	200	283.2	86400	-	8,855.5
5439000	11/15/2020	12.4	12.4	0.1459	1.81	7609	64.4940%	Fecal		CFU/100 mL	200	283.2	86400	-	8,855.5
5439000	2/14/2022	12.4	12.4	0.1459	1.81	7609	64.4940%	Fecal		CFU/100 mL	200	283.2	86400	-	8,855.5
5439000	10/17/2001	12.3	12.3	0.1459	1.79	7621	64.5957%	Fecal		CFU/100 mL	200	283.2	86400	-	8,784.1
5439000	1/11/2002	12.3	12.3	0.1459	1.79	7621	64.5957%	Fecal		CFU/100 mL	200	283.2	86400	-	8,784.1
5439000	7/29/2009	12.3	12.3	0.1459	1.79	7621	64.5957%	Fecal		CFU/100 mL	200	283.2	86400	-	8,784.1
5439000	7/19/2011	12.3	12.3	0.1459	1.79	7621	64.5957%	Fecal		CFU/100 mL	200	283.2	86400	-	8,784.1
5439000	12/22/2020	12.3	12.3	0.1459	1.79	7621	64.5957%	Fecal		CFU/100 mL	200	283.2	86400	-	8,784.1
5439000	2/1/2002	12.2	12.2	0.1459	1.78	7626	64.6381%	Fecal		CFU/100 mL	200	283.2	86400	-	8,712.7
5439000	11/10/2006	12.2	12.2	0.1459	1.78	7626	64.6381%	Fecal		CFU/100 mL	200	283.2	86400	-	8,712.7
5439000	10/4/2009	12.2	12.2	0.1459	1.78	7626	64.6381%	Fecal		CFU/100 mL	200	283.2	86400	-	8,712.7
5439000	10/21/2009	12.2	12.2	0.1459	1.78	7626	64.6381%	Fecal		CFU/100 mL	200	283.2	86400	-	8,712.7
5439000	9/3/2010	12.2	12.2	0.1459	1.78	7626	64.6381%	Fecal		CFU/100 mL	200	283.2	86400	-	8,712.7
5439000	6/5/2014	12.2	12.2	0.1459	1.78	7626	64.6381%	Fecal		CFU/100 mL	200	283.2	86400	-	8,712.7
5439000	9/6/2014	12.2	12.2	0.1459	1.78	7626	64.6381%	Fecal		CFU/100 mL	200	283.2	86400	-	8,712.7
5439000	5/23/1994	12.1	12.1	0.1459	1.77	7633	64.6974%	Fecal		CFU/100 mL	200	283.2	86400	-	8,641.3
5439000	1/2/2006	12.1	12.1	0.1459	1.77	7633	64.6974%	Fecal		CFU/100 mL	200	283.2	86400	-	8,641.3
5439000	10/15/2007	12.1	12.1	0.1459	1.77	7633	64.6974%	Fecal		CFU/100 mL	200	283.2	86400	-	8,641.3
5439000	1/28/2009	12.1	12.1	0.1459	1.77	7633	64.6974%	Fecal		CFU/100 mL	200	283.2	86400	-	8,641.3
5439000	1/31/2009	12.1	12.1	0.1459	1.77	7633	64.6974%	Fecal		CFU/100 mL	200	283.2	86400	-	8,641.3
5439000	8/9/2009	12.1	12.1	0.1459	1.77	7633	64.6974%	Fecal		CFU/100 mL	200	283.2	86400	-	8,641.3
5439000	10/13/2011	12.1	12.1	0.1459	1.77	7633	64.6974%	Fecal		CFU/100 mL	200	283.2	86400	-	8,641.3
5439000	2/9/2013	12.1	12.1	0.1459	1.77	7633	64.6974%	Fecal		CFU/100 mL	200	283.2	86400	-	8,641.3
5439000	8/15/2015	12.1	12.1	0.1459	1.77	7633	64.6974%	Fecal		CFU/100 mL	200	283.2	86400	-	8,641.3
5439000	7/24/2018	12.1	12.1	0.1459	1.77	7633	64.6974%	Fecal		CFU/100 mL	200	283.2	86400	-	8,641.3
5439000	12/4/2020	12.1	12.1	0.1459	1.77	7633	64.6974%	Fecal		CFU/100 mL	200	283.2	86400	-	8,641.3
5439000	12/10/2021	12.1	12.1	0.1459	1.77	7633	64.6974%	Fecal		CFU/100 mL	200	283.2	86400	-	8,641.3
5439000	9/6/1990	12	12	0.1459	1.75	7645	64.7991%	Fecal		CFU/100 mL	200	283.2	86400	-	8,569.9
5439000	10/9/1990	12	12	0.1459	1.75	7645	64.7991%	Fecal		CFU/100 mL	200	283.2	86400	-	8,569.9
5439000	10/29/1990	12	12	0.1459	1.75	7645	64.7991%	Fecal		CFU/100 mL	200	283.2	86400	-	8,569.9
5439000	10/30/1990	12	12	0.1459	1.75	7645	64.7991%	Fecal		CFU/100 mL	200	283.2	86400	-	8,569.9
5439000	11/3/1990	12	12	0.1459	1.75	7645	64.7991%	Fecal		CFU/100 mL	200	283.2	86400	-	8,569.9
5439000	6/10/1992	12	12	0.1459	1.75	7645	64.7991%	Fecal		CFU/100 mL	200	283.2	86400	-	8,569.9

Gage ID	Date	Discharge (CFS)	Gage Discharge (less Surrogate NPDES) (CFS)	Watershed Area Ratio	Calculated flow (CFS)	Rank	Flow Exceedance %	Parameter	Results	Units (mg or micro_gram	Limit/Standard	100mL/CF	sec/day	Actual Load (million colonies/day)	Allowable Load (million colonies/day)
5439000	6/11/1992	12	12	0.1459	1.75	7645	64.7991%	Fecal		CFU/100 mL	200	283.2	86400	-	8,569.9
5439000	6/12/1992	12	12	0.1459	1.75	7645	64.7991%	Fecal		CFU/100 mL	200	283.2	86400	-	8,569.9
5439000	6/13/1992	12	12	0.1459	1.75	7645	64.7991%	Fecal		CFU/100 mL	200	283.2	86400	-	8,569.9
5439000	7/5/1992	12	12	0.1459	1.75	7645	64.7991%	Fecal		CFU/100 mL	200	283.2	86400	-	8,569.9
5439000	10/11/1992	12	12	0.1459	1.75	7645	64.7991%	Fecal		CFU/100 mL	200	283.2	86400	-	8,569.9
5439000	10/12/1992	12	12	0.1459	1.75	7645	64.7991%	Fecal		CFU/100 mL	200	283.2	86400	-	8,569.9
5439000	10/17/1992	12	12	0.1459	1.75	7645	64.7991%	Fecal		CFU/100 mL	200	283.2	86400	-	8,569.9
5439000	10/12/1994	12	12	0.1459	1.75	7645	64.7991%	Fecal		CFU/100 mL	200	283.2	86400	-	8,569.9
5439000	7/28/1995	12	12	0.1459	1.75	7645	64.7991%	Fecal		CFU/100 mL	200	283.2	86400	-	8,569.9
5439000	10/27/1995	12	12	0.1459	1.75	7645	64.7991%	Fecal		CFU/100 mL	200	283.2	86400	-	8,569.9
5439000	12/19/1995	12	12	0.1459	1.75	7645	64.7991%	Fecal		CFU/100 mL	200	283.2	86400	-	8,569.9
5439000	3/12/1996	12	12	0.1459	1.75	7645	64.7991%	Fecal		CFU/100 mL	200	283.2	86400	-	8,569.9
5439000	9/6/1996	12	12	0.1459	1.75	7645	64.7991%	Fecal		CFU/100 mL	200	283.2	86400	-	8,569.9
5439000	9/9/1996	12	12	0.1459	1.75	7645	64.7991%	Fecal		CFU/100 mL	200	283.2	86400	-	8,569.9
5439000	11/30/1996	12	12	0.1459	1.75	7645	64.7991%	Fecal		CFU/100 mL	200	283.2	86400	-	8,569.9
5439000	7/25/1998	12	12	0.1459	1.75	7645	64.7991%	Fecal		CFU/100 mL	200	283.2	86400	-	8,569.9
5439000	12/28/1998	12	12	0.1459	1.75	7645	64.7991%	Fecal		CFU/100 mL	200	283.2	86400	-	8,569.9
5439000	7/13/1999	12	12	0.1459	1.75	7645	64.7991%	Fecal		CFU/100 mL	200	283.2	86400	-	8,569.9
5439000	10/7/1999	12	12	0.1459	1.75	7645	64.7991%	Fecal		CFU/100 mL	200	283.2	86400	-	8,569.9
5439000	7/27/2000	12	12	0.1459	1.75	7645	64.7991%	Fecal		CFU/100 mL	200	283.2	86400	-	8,569.9
5439000	8/4/2000	12	12	0.1459	1.75	7645	64.7991%	Fecal		CFU/100 mL	200	283.2	86400	-	8,569.9
5439000	9/14/2000	12	12	0.1459	1.75	7645	64.7991%	Fecal		CFU/100 mL	200	283.2	86400	-	8,569.9
5439000	9/26/2000	12	12	0.1459	1.75	7645	64.7991%	Fecal		CFU/100 mL	200	283.2	86400	-	8,569.9
5439000	10/17/2000	12	12	0.1459	1.75	7645	64.7991%	Fecal		CFU/100 mL	200	283.2	86400	-	8,569.9
5439000	10/18/2000	12	12	0.1459	1.75	7645	64.7991%	Fecal		CFU/100 mL	200	283.2	86400	-	8,569.9
5439000	10/19/2000	12	12	0.1459	1.75	7645	64.7991%	Fecal		CFU/100 mL	200	283.2	86400	-	8,569.9
5439000	10/20/2000	12	12	0.1459	1.75	7645	64.7991%	Fecal		CFU/100 mL	200	283.2	86400	-	8,569.9
5439000	10/26/2000	12	12	0.1459	1.75	7645	64.7991%	Fecal		CFU/100 mL	200	283.2	86400	-	8,569.9
5439000	10/27/2000	12	12	0.1459	1.75	7645	64.7991%	Fecal		CFU/100 mL	200	283.2	86400	-	8,569.9
5439000	11/3/2000	12	12	0.1459	1.75	7645	64.7991%	Fecal		CFU/100 mL	200	283.2	86400	-	8,569.9
5439000	11/4/2000	12	12	0.1459	1.75	7645	64.7991%	Fecal		CFU/100 mL	200	283.2	86400	-	8,569.9
5439000	12/11/2000	12	12	0.1459	1.75	7645	64.7991%	Fecal		CFU/100 mL	200	283.2	86400	-	8,569.9
5439000	1/14/2001	12	12	0.1459	1.75	7645	64.7991%	Fecal		CFU/100 mL	200	283.2	86400	-	8,569.9
5439000	1/20/2001	12	12	0.1459	1.75	7645	64.7991%	Fecal		CFU/100 mL	200	283.2	86400	-	8,569.9
5439000	7/6/2001	12	12	0.1459	1.75	7645	64.7991%	Fecal		CFU/100 mL	200	283.2	86400	-	8,569.9
5439000	7/7/2001	12	12	0.1459	1.75	7645	64.7991%	Fecal		CFU/100 mL	200	283.2	86400	-	8,569.9
5439000	1/2/2002	12	12	0.1459	1.75	7645	64.7991%	Fecal		CFU/100 mL	200	283.2	86400	-	8,569.9
5439000	6/23/2003	12	12	0.1459	1.75	7645	64.7991%	Fecal		CFU/100 mL	200	283.2	86400	-	8,569.9
5439000	2/1/2011	12	12	0.1459	1.75	7645	64.7991%	Fecal		CFU/100 mL	200	283.2	86400	-	8,569.9
5439000	2/12/2011	12	12	0.1459	1.75	7645	64.7991%	Fecal		CFU/100 mL	200	283.2	86400	-	8,569.9
5439000	2/3/2013	12	12	0.1459	1.75	7645	64.7991%	Fecal		CFU/100 mL	200	283.2	86400	-	8,569.9
5439000	2/24/2013	12	12	0.1459	1.75	7645	64.7991%	Fecal		CFU/100 mL	200	283.2	86400	-	8,569.9
5439000	1/14/2014	12	12	0.1459	1.75	7645	64.7991%	Fecal		CFU/100 mL	200	283.2	86400	-	8,569.9
5439000	11/19/2016	12	12	0.1459	1.75	7645	64.7991%	Fecal		CFU/100 mL	200	283.2	86400	-	8,569.9
5439000	7/25/2020	12	12	0.1459	1.75	7645	64.7991%	Fecal		CFU/100 mL	200	283.2	86400	-	8,569.9
5439000	1/15/2021	12	12	0.1459	1.75	7645	64.7991%	Fecal		CFU/100 mL	200	283.2	86400	-	8,569.9
5439000	10/30/2021	12	12	0.1459	1.75	7645	64.7991%	Fecal		CFU/100 mL	200	283.2	86400	-	8,569.9
5439000	5/7/2005	11.9	11.9	0.1459	1.74	7698	65.2483%	Fecal		CFU/100 mL	200	283.2	86400	-	8,498.5
5439000	9/23/2006	11.9	11.9	0.1459	1.74	7698	65.2483%	Fecal		CFU/100 mL	200	283.2	86400	-	8,498.5
5439000	10/17/2006	11.9	11.9	0.1459	1.74	7698	65.2483%	Fecal		CFU/100 mL	200	283.2	86400	-	8,498.5
5439000	10/20/2007	11.9	11.9	0.1459	1.74	7698	65.2483%	Fecal		CFU/100 mL	200	283.2	86400	-	8,498.5
5439000	10/17/2009	11.9	11.9	0.1459	1.74	7698	65.2483%	Fecal		CFU/100 mL	200	283.2	86400	-	8,498.5
5439000	12/7/2014	11.9	11.9	0.1459	1.74	7698	65.2483%	Fecal		CFU/100 mL	200	283.2	86400	-	8,498.5
5439000	12/23/2014	11.9	11.9	0.1459	1.74	7698	65.2483%	Fecal		CFU/100 mL	200	283.2	86400	-	8,498.5
5439000	8/18/2015	11.9	11.9	0.1459	1.74	7698	65.2483%	Fecal		CFU/100 mL	200	283.2	86400	-	8,498.5
5439000	9/5/2016	11.9	11.9	0.1459	1.74	7698	65.2483%	Fecal		CFU/100 mL	200	283.2	86400	-	8,498.5
5439000	8/13/2017	11.9	11.9	0.1459	1.74	7698	65.2483%	Fecal		CFU/100 mL	200	283.2	86400	-	8,498.5
5439000	2/2/2018	11.9	11.9	0.1459	1.74	7698	65.2483%	Fecal		CFU/100 mL	200	283.2	86400	-	8,498.5
5439000	11/11/2020	11.9	11.9	0.1459	1.74	7698	65.2483%	Fecal		CFU/100 mL	200	283.2	86400	-	8,498.5
5439000	7/23/1994	11.8	11.8	0.1459	1.72	7710	65.3501%	Fecal		CFU/100 mL	200	283.2	86400	-	8,427.0
5439000	10/12/2001	11.8	11.8	0.1459	1.72	7710	65.3501%	Fecal		CFU/100 mL	200	283.2	86400	-	8,427.0
5439000	11/13/2001	11.8	11.8	0.1459	1.72	7710	65.3501%	Fecal		CFU/100 mL	200	283.2	86400	-	8,427.0
5439000	1/14/2002	11.8	11.8	0.1459	1.72	7710	65.3501%	Fecal		CFU/100 mL	200	283.2	86400	-	8,427.0
5439000	5/6/2005	11.8	11.8	0.1459	1.72	7710	65.3501%	Fecal		CFU/100 mL	200	283.2	86400	-	8,427.0
5439000	7/30/2014	11.8	11.8	0.1459	1.72	7710	65.3501%	Fecal		CFU/100 mL	200	283.2	86400	-	8,427.0
5439000	11/7/2015	11.8	11.8	0.1459	1.72	7710	65.3501%	Fecal		CFU/100 mL	200	283.2	86400	-	8,427.0
5439000	1/16/2021	11.8	11.8	0.1459	1.72	7710	65.3501%	Fecal		CFU/100 mL	200	283.2	86400	-	8,427.0
5439000	5/16/1994	11.7	11.7	0.1459	1.71	7718	65.4179%	Fecal		CFU/100 mL	200	283.2	86400	-	8,355.6
5439000	1/12/2002	11.7	11.7	0.1459	1.71	7718	65.4179%	Fecal		CFU/100 mL	200	283.2	86400	-	8,355.6
5439000	12/2/2004	11.7	11.7	0.1459	1.71	7718	65.4179%	Fecal		CFU/100 mL	200	283.2	86400	-	8,355.6
5439000	7/9/2008	11.7	11.7	0.1459	1.71	7718	65.4179%	Fecal		CFU/100 mL	200	283.2	86400	-	8,355.6
5439000	12/11/2014	11.7	11.7	0.1459	1.71	7718	65.4179%	Fecal		CFU/100 mL	200	283.2	86400	-	8,355.6
5439000	8/6/2015	11.7	11.7	0.1459	1.71	7718	65.4179%	Fecal		CFU/100 mL	200	283.2	86400	-	8,355.6
5439000	2/12/2018	11.7	11.7	0.1459	1.71	7718	65.4179%	Fecal		CFU/100 mL	200	283.2	86400	-	8,355.6
5439000	4/29/2018	11.7	11.7	0.1459	1.71	7718	65.4179%	Fecal		CFU/100 mL	200	283.2	86400	-	8,355.6
5439000	7/27/2020	11.7	11.7	0.1459	1.71	7718	65.4179%	Fecal		CFU/100 mL	200	283.2	86400	-	8,355.6
5439000	1/3/2021	11.7	11.7	0.1459	1.71	7718	65.4179%	Fecal		CFU/100 mL	200	283.2	86400	-	8,355.6
5439000	9/25/1994	11.6	11.6	0.1459	1.69	7728	65.5026%	Fecal		CFU/100 mL	200	283.2	86400	-	8,284.2
5439000	10/14/2007	11.6	11.6	0.1459	1.69	7728	65.5026%	Fecal		CFU/100 mL	200	283.2	86400	-	8,284.2
5439000	9/6/2018	11.6	11.6	0.1459	1.69	7728	65.5026%	Fecal		CFU/100 mL	200	283.2	86400	-	8,284.2
5439000	2/13/2022	11.6	11.6	0.1459	1.69	7728	65.5026%	Fecal		CFU/100 mL	200	283.2	86400	-	8,284.2
5439000	7/10/2002	11.5	11.5	0.1459	1.68	7732	65.5365%	Fecal		CFU/100 mL	200	283.2	86400	-	8,212.8
5439000	6/29/2003	11.5	11.5	0.1459	1.68	7732	65.5365%	Fecal		CFU/100 mL	200	283.2	86400	-	8,212.8
5439000	7/18/2004	11.5	11.5	0.1459	1.68	7732	65.5365%	Fecal		CFU/100 mL	200	283.2	86400	-	8,212.8
5439000	5/5/2005	11.5	11.5	0.1459	1.68	7732	65.5365%	Fecal		CFU/100 mL	200	283.2	86400	-	8,212.8
5439000	5/9/2005	11.5	11.5	0.1459	1.68	7732	65.5365%	Fecal		CFU/100 mL	200	283.2	86400	-	8,212.8
5439000	5/31/2005	11.5	11.5	0.1459	1.68	7732	65.5365%	Fecal		CFU/100 mL	200	283.2	86400	-	8,212.8
5439000	3/21/2006	11.5	11.5	0.1459	1.68	7732	65.5365%	Fecal		CFU/100 mL	200	283.2	86400	-	8,212.8
5439000	8/20/2010	11.5	11.5	0.1459	1.68	7732	65.5365%	Fecal		CFU/100 mL	200	283.2	86400	-	8,212.8
5439000	8/13/2011	11.5	11.5	0.1459	1.68	7732	65.5365%	Fecal		CFU/100 mL	200	283.2	86400	-	8,212.8

Gage ID	Date	Discharge (CFS)	Gage Discharge (less Surrogate NPDES) (CFS)	Watershed Area Ratio	Calculated flow (CFS)	Rank	Flow Exceedance %	Parameter	Results	Units (mg or micro_gram	Limit/Standard	100mL/CF	sec/day	Actual Load (million colonies/day)	Allowable Load (million colonies/day)
5439000	8/1/2016	11.5	11.5	0.1459	1.68	7732	65.5365%	Fecal		CFU/100 mL	200	283.2	86400	-	8,212.8
5439000	8/25/2016	11.5	11.5	0.1459	1.68	7732	65.5365%	Fecal		CFU/100 mL	200	283.2	86400	-	8,212.8
5439000	12/27/2017	11.5	11.5	0.1459	1.68	7732	65.5365%	Fecal		CFU/100 mL	200	283.2	86400	-	8,212.8
5439000	10/29/2018	11.5	11.5	0.1459	1.68	7732	65.5365%	Fecal		CFU/100 mL	200	283.2	86400	-	8,212.8
5439000	11/21/2018	11.5	11.5	0.1459	1.68	7732	65.5365%	Fecal		CFU/100 mL	200	283.2	86400	-	8,212.8
5439000	6/28/2003	11.4	11.4	0.1459	1.66	7746	65.6552%	Fecal		CFU/100 mL	200	283.2	86400	-	8,141.4
5439000	1/4/2005	11.4	11.4	0.1459	1.66	7746	65.6552%	Fecal		CFU/100 mL	200	283.2	86400	-	8,141.4
5439000	8/23/2013	11.4	11.4	0.1459	1.66	7746	65.6552%	Fecal		CFU/100 mL	200	283.2	86400	-	8,141.4
5439000	12/24/2014	11.4	11.4	0.1459	1.66	7746	65.6552%	Fecal		CFU/100 mL	200	283.2	86400	-	8,141.4
5439000	10/28/2018	11.4	11.4	0.1459	1.66	7746	65.6552%	Fecal		CFU/100 mL	200	283.2	86400	-	8,141.4
5439000	11/2/2018	11.4	11.4	0.1459	1.66	7746	65.6552%	Fecal		CFU/100 mL	200	283.2	86400	-	8,141.4
5439000	11/12/2001	11.3	11.3	0.1459	1.65	7752	65.7061%	Fecal		CFU/100 mL	200	283.2	86400	-	8,070.0
5439000	7/22/2004	11.3	11.3	0.1459	1.65	7752	65.7061%	Fecal		CFU/100 mL	200	283.2	86400	-	8,070.0
5439000	5/8/2005	11.3	11.3	0.1459	1.65	7752	65.7061%	Fecal		CFU/100 mL	200	283.2	86400	-	8,070.0
5439000	7/11/2006	11.3	11.3	0.1459	1.65	7752	65.7061%	Fecal		CFU/100 mL	200	283.2	86400	-	8,070.0
5439000	10/5/2007	11.3	11.3	0.1459	1.65	7752	65.7061%	Fecal		CFU/100 mL	200	283.2	86400	-	8,070.0
5439000	8/1/2011	11.3	11.3	0.1459	1.65	7752	65.7061%	Fecal		CFU/100 mL	200	283.2	86400	-	8,070.0
5439000	10/24/2011	11.3	11.3	0.1459	1.65	7752	65.7061%	Fecal		CFU/100 mL	200	283.2	86400	-	8,070.0
5439000	12/25/2014	11.3	11.3	0.1459	1.65	7752	65.7061%	Fecal		CFU/100 mL	200	283.2	86400	-	8,070.0
5439000	2/8/2018	11.3	11.3	0.1459	1.65	7752	65.7061%	Fecal		CFU/100 mL	200	283.2	86400	-	8,070.0
5439000	2/9/2018	11.3	11.3	0.1459	1.65	7752	65.7061%	Fecal		CFU/100 mL	200	283.2	86400	-	8,070.0
5439000	2/10/2018	11.3	11.3	0.1459	1.65	7752	65.7061%	Fecal		CFU/100 mL	200	283.2	86400	-	8,070.0
5439000	2/11/2018	11.3	11.3	0.1459	1.65	7752	65.7061%	Fecal		CFU/100 mL	200	283.2	86400	-	8,070.0
5439000	10/27/2018	11.3	11.3	0.1459	1.65	7752	65.7061%	Fecal		CFU/100 mL	200	283.2	86400	-	8,070.0
5439000	10/25/2020	11.3	11.3	0.1459	1.65	7752	65.7061%	Fecal		CFU/100 mL	200	283.2	86400	-	8,070.0
5439000	6/22/1994	11.2	11.2	0.1459	1.63	7766	65.8247%	Fecal		CFU/100 mL	200	283.2	86400	-	7,998.5
5439000	11/17/2001	11.2	11.2	0.1459	1.63	7766	65.8247%	Fecal		CFU/100 mL	200	283.2	86400	-	7,998.5
5439000	1/23/2002	11.2	11.2	0.1459	1.63	7766	65.8247%	Fecal		CFU/100 mL	200	283.2	86400	-	7,998.5
5439000	2/9/2002	11.2	11.2	0.1459	1.63	7766	65.8247%	Fecal		CFU/100 mL	200	283.2	86400	-	7,998.5
5439000	7/5/2003	11.2	11.2	0.1459	1.63	7766	65.8247%	Fecal		CFU/100 mL	200	283.2	86400	-	7,998.5
5439000	10/6/2007	11.2	11.2	0.1459	1.63	7766	65.8247%	Fecal		CFU/100 mL	200	283.2	86400	-	7,998.5
5439000	10/19/2009	11.2	11.2	0.1459	1.63	7766	65.8247%	Fecal		CFU/100 mL	200	283.2	86400	-	7,998.5
5439000	10/20/2009	11.2	11.2	0.1459	1.63	7766	65.8247%	Fecal		CFU/100 mL	200	283.2	86400	-	7,998.5
5439000	7/20/2011	11.2	11.2	0.1459	1.63	7766	65.8247%	Fecal		CFU/100 mL	200	283.2	86400	-	7,998.5
5439000	10/2/2011	11.2	11.2	0.1459	1.63	7766	65.8247%	Fecal		CFU/100 mL	200	283.2	86400	-	7,998.5
5439000	9/4/2018	11.2	11.2	0.1459	1.63	7766	65.8247%	Fecal		CFU/100 mL	200	283.2	86400	-	7,998.5
5439000	10/26/2018	11.2	11.2	0.1459	1.63	7766	65.8247%	Fecal		CFU/100 mL	200	283.2	86400	-	7,998.5
5439000	8/13/2019	11.2	11.2	0.1459	1.63	7766	65.8247%	Fecal		CFU/100 mL	200	283.2	86400	-	7,998.5
5439000	5/25/1994	11.1	11.1	0.1459	1.62	7779	65.9349%	Fecal		CFU/100 mL	200	283.2	86400	-	7,927.1
5439000	11/19/2001	11.1	11.1	0.1459	1.62	7779	65.9349%	Fecal		CFU/100 mL	200	283.2	86400	-	7,927.1
5439000	1/24/2002	11.1	11.1	0.1459	1.62	7779	65.9349%	Fecal		CFU/100 mL	200	283.2	86400	-	7,927.1
5439000	10/9/2007	11.1	11.1	0.1459	1.62	7779	65.9349%	Fecal		CFU/100 mL	200	283.2	86400	-	7,927.1
5439000	6/21/2012	11.1	11.1	0.1459	1.62	7779	65.9349%	Fecal		CFU/100 mL	200	283.2	86400	-	7,927.1
5439000	2/28/2013	11.1	11.1	0.1459	1.62	7779	65.9349%	Fecal		CFU/100 mL	200	283.2	86400	-	7,927.1
5439000	7/24/2013	11.1	11.1	0.1459	1.62	7779	65.9349%	Fecal		CFU/100 mL	200	283.2	86400	-	7,927.1
5439000	12/12/2014	11.1	11.1	0.1459	1.62	7779	65.9349%	Fecal		CFU/100 mL	200	283.2	86400	-	7,927.1
5439000	12/26/2014	11.1	11.1	0.1459	1.62	7779	65.9349%	Fecal		CFU/100 mL	200	283.2	86400	-	7,927.1
5439000	11/23/2018	11.1	11.1	0.1459	1.62	7779	65.9349%	Fecal		CFU/100 mL	200	283.2	86400	-	7,927.1
5439000	9/9/2019	11.1	11.1	0.1459	1.62	7779	65.9349%	Fecal	11200.00	CFU/100 mL	200	283.2	86400	443,919	7,927.1
5439000	9/9/1990	11	11	0.1459	1.61	7790	66.0281%	Fecal		CFU/100 mL	200	283.2	86400	-	7,855.7
5439000	7/22/1991	11	11	0.1459	1.61	7790	66.0281%	Fecal		CFU/100 mL	200	283.2	86400	-	7,855.7
5439000	9/5/1991	11	11	0.1459	1.61	7790	66.0281%	Fecal		CFU/100 mL	200	283.2	86400	-	7,855.7
5439000	6/19/1992	11	11	0.1459	1.61	7790	66.0281%	Fecal		CFU/100 mL	200	283.2	86400	-	7,855.7
5439000	8/5/1992	11	11	0.1459	1.61	7790	66.0281%	Fecal		CFU/100 mL	200	283.2	86400	-	7,855.7
5439000	10/21/1992	11	11	0.1459	1.61	7790	66.0281%	Fecal		CFU/100 mL	200	283.2	86400	-	7,855.7
5439000	10/13/1994	11	11	0.1459	1.61	7790	66.0281%	Fecal		CFU/100 mL	200	283.2	86400	-	7,855.7
5439000	7/25/1995	11	11	0.1459	1.61	7790	66.0281%	Fecal		CFU/100 mL	200	283.2	86400	-	7,855.7
5439000	8/19/1995	11	11	0.1459	1.61	7790	66.0281%	Fecal		CFU/100 mL	200	283.2	86400	-	7,855.7
5439000	10/7/1995	11	11	0.1459	1.61	7790	66.0281%	Fecal		CFU/100 mL	200	283.2	86400	-	7,855.7
5439000	12/20/1995	11	11	0.1459	1.61	7790	66.0281%	Fecal		CFU/100 mL	200	283.2	86400	-	7,855.7
5439000	12/21/1995	11	11	0.1459	1.61	7790	66.0281%	Fecal		CFU/100 mL	200	283.2	86400	-	7,855.7
5439000	1/15/1996	11	11	0.1459	1.61	7790	66.0281%	Fecal		CFU/100 mL	200	283.2	86400	-	7,855.7
5439000	3/5/1996	11	11	0.1459	1.61	7790	66.0281%	Fecal		CFU/100 mL	200	283.2	86400	-	7,855.7
5439000	3/6/1996	11	11	0.1459	1.61	7790	66.0281%	Fecal		CFU/100 mL	200	283.2	86400	-	7,855.7
5439000	3/13/1996	11	11	0.1459	1.61	7790	66.0281%	Fecal		CFU/100 mL	200	283.2	86400	-	7,855.7
5439000	9/7/1996	11	11	0.1459	1.61	7790	66.0281%	Fecal		CFU/100 mL	200	283.2	86400	-	7,855.7
5439000	7/10/1997	11	11	0.1459	1.61	7790	66.0281%	Fecal		CFU/100 mL	200	283.2	86400	-	7,855.7
5439000	8/16/1997	11	11	0.1459	1.61	7790	66.0281%	Fecal		CFU/100 mL	200	283.2	86400	-	7,855.7
5439000	8/8/1998	11	11	0.1459	1.61	7790	66.0281%	Fecal		CFU/100 mL	200	283.2	86400	-	7,855.7
5439000	12/29/1998	11	11	0.1459	1.61	7790	66.0281%	Fecal		CFU/100 mL	200	283.2	86400	-	7,855.7
5439000	1/20/1999	11	11	0.1459	1.61	7790	66.0281%	Fecal		CFU/100 mL	200	283.2	86400	-	7,855.7
5439000	7/14/1999	11	11	0.1459	1.61	7790	66.0281%	Fecal		CFU/100 mL	200	283.2	86400	-	7,855.7
5439000	10/8/1999	11	11	0.1459	1.61	7790	66.0281%	Fecal		CFU/100 mL	200	283.2	86400	-	7,855.7
5439000	8/12/2000	11	11	0.1459	1.61	7790	66.0281%	Fecal		CFU/100 mL	200	283.2	86400	-	7,855.7
5439000	10/21/2000	11	11	0.1459	1.61	7790	66.0281%	Fecal		CFU/100 mL	200	283.2	86400	-	7,855.7
5439000	10/22/2000	11	11	0.1459	1.61	7790	66.0281%	Fecal		CFU/100 mL	200	283.2	86400	-	7,855.7
5439000	10/24/2000	11	11	0.1459	1.61	7790	66.0281%	Fecal		CFU/100 mL	200	283.2	86400	-	7,855.7
5439000	10/25/2000	11	11	0.1459	1.61	7790	66.0281%	Fecal		CFU/100 mL	200	283.2	86400	-	7,855.7
5439000	10/28/2000	11	11	0.1459	1.61	7790	66.0281%	Fecal		CFU/100 mL	200	283.2	86400	-	7,855.7
5439000	12/17/2000	11	11	0.1459	1.61	7790	66.0281%	Fecal		CFU/100 mL	200	283.2	86400	-	7,855.7
5439000	1/21/2001	11	11	0.1459	1.61	7790	66.0281%	Fecal		CFU/100 mL	200	283.2	86400	-	7,855.7
5439000	7/8/2001	11	11	0.1459	1.61	7790	66.0281%	Fecal		CFU/100 mL	200	283.2	86400	-	7,855.7
5439000	12/16/2004	11	11	0.1459	1.61	7790	66.0281%	Fecal		CFU/100 mL	200	283.2	86400	-	7,855.7
5439000	12/31/2004	11	11	0.1459	1.61	7790	66.0281%	Fecal		CFU/100 mL	200	283.2	86400	-	7,855.7
5439000	10/28/2006	11	11	0.1459	1.61	7790	66.0281%	Fecal		CFU/100 mL	200	283.2	86400	-	7,855.7
5439000	2/5/2009	11	11	0.1459	1.61	7790	66.0281%	Fecal		CFU/100 mL	200	283.2	86400	-	7,855.7
5439000	10/18/2009	11	11	0.1459	1.61	7790	66.0281%	Fecal		CFU/100 mL	200	283.2	86400	-	7,855.7
5439000	7/22/2010	11	11	0.1459	1.61	7790	66.0281%	Fecal		CFU/100 mL	200	283.2	86400	-	7,855.7
5439000	6/7/2014	11	11	0.1459	1.61	7790	66.0281%	Fecal		CFU/100 mL	200	283.2	86400	-	7,855.7
5439000	7/9/2017	11	11	0.1459	1.61	7790	66.0281%	Fecal		CFU/100 mL	200	283.2	86400	-	7,855.7

Gage ID	Date	Discharge (CFS)	Gage Discharge (less Surrogate NPDES) (CFS)	Watershed Area Ratio	Calculated flow (CFS)	Rank	Flow Exceedance %	Parameter	Results	Units (mg or micro_gram	Limit/Standard	100mL/CF	sec/day	Actual Load (million colonies/day)	Allowable Load (million colonies/day)
5439000	10/3/2018	11	11	0.1459	1.61	7790	66.0281%	Fecal		CFU/100 mL	200	283.2	86400	-	7,855.7
5439000	7/28/2019	11	11	0.1459	1.61	7790	66.0281%	Fecal		CFU/100 mL	200	283.2	86400	-	7,855.7
5439000	12/23/2020	11	11	0.1459	1.61	7790	66.0281%	Fecal		CFU/100 mL	200	283.2	86400	-	7,855.7
5439000	3/19/2003	10.9	10.9	0.1459	1.59	7834	66.4011%	Fecal		CFU/100 mL	200	283.2	86400	-	7,784.3
5439000	5/10/2005	10.9	10.9	0.1459	1.59	7834	66.4011%	Fecal		CFU/100 mL	200	283.2	86400	-	7,784.3
5439000	1/30/2007	10.9	10.9	0.1459	1.59	7834	66.4011%	Fecal		CFU/100 mL	200	283.2	86400	-	7,784.3
5439000	2/6/2007	10.9	10.9	0.1459	1.59	7834	66.4011%	Fecal		CFU/100 mL	200	283.2	86400	-	7,784.3
5439000	2/8/2007	10.9	10.9	0.1459	1.59	7834	66.4011%	Fecal		CFU/100 mL	200	283.2	86400	-	7,784.3
5439000	2/10/2007	10.9	10.9	0.1459	1.59	7834	66.4011%	Fecal		CFU/100 mL	200	283.2	86400	-	7,784.3
5439000	2/11/2007	10.9	10.9	0.1459	1.59	7834	66.4011%	Fecal		CFU/100 mL	200	283.2	86400	-	7,784.3
5439000	2/18/2007	10.9	10.9	0.1459	1.59	7834	66.4011%	Fecal		CFU/100 mL	200	283.2	86400	-	7,784.3
5439000	2/19/2007	10.9	10.9	0.1459	1.59	7834	66.4011%	Fecal		CFU/100 mL	200	283.2	86400	-	7,784.3
5439000	2/21/2007	10.9	10.9	0.1459	1.59	7834	66.4011%	Fecal		CFU/100 mL	200	283.2	86400	-	7,784.3
5439000	2/22/2007	10.9	10.9	0.1459	1.59	7834	66.4011%	Fecal		CFU/100 mL	200	283.2	86400	-	7,784.3
5439000	2/23/2007	10.9	10.9	0.1459	1.59	7834	66.4011%	Fecal		CFU/100 mL	200	283.2	86400	-	7,784.3
5439000	10/8/2007	10.9	10.9	0.1459	1.59	7834	66.4011%	Fecal		CFU/100 mL	200	283.2	86400	-	7,784.3
5439000	9/7/2009	10.9	10.9	0.1459	1.59	7834	66.4011%	Fecal		CFU/100 mL	200	283.2	86400	-	7,784.3
5439000	9/14/2014	10.9	10.9	0.1459	1.59	7834	66.4011%	Fecal		CFU/100 mL	200	283.2	86400	-	7,784.3
5439000	10/29/2014	10.9	10.9	0.1459	1.59	7834	66.4011%	Fecal		CFU/100 mL	200	283.2	86400	-	7,784.3
5439000	12/29/2017	10.9	10.9	0.1459	1.59	7834	66.4011%	Fecal		CFU/100 mL	200	283.2	86400	-	7,784.3
5439000	10/30/2018	10.9	10.9	0.1459	1.59	7834	66.4011%	Fecal		CFU/100 mL	200	283.2	86400	-	7,784.3
5439000	7/26/2020	10.9	10.9	0.1459	1.59	7834	66.4011%	Fecal		CFU/100 mL	200	283.2	86400	-	7,784.3
5439000	1/17/2021	10.9	10.9	0.1459	1.59	7834	66.4011%	Fecal		CFU/100 mL	200	283.2	86400	-	7,784.3
5439000	10/18/2001	10.8	10.8	0.1459	1.58	7854	66.5706%	Fecal		CFU/100 mL	200	283.2	86400	-	7,712.9
5439000	1/15/2002	10.8	10.8	0.1459	1.58	7854	66.5706%	Fecal		CFU/100 mL	200	283.2	86400	-	7,712.9
5439000	7/11/2002	10.8	10.8	0.1459	1.58	7854	66.5706%	Fecal		CFU/100 mL	200	283.2	86400	-	7,712.9
5439000	6/24/2003	10.8	10.8	0.1459	1.58	7854	66.5706%	Fecal		CFU/100 mL	200	283.2	86400	-	7,712.9
5439000	6/1/2005	10.8	10.8	0.1459	1.58	7854	66.5706%	Fecal		CFU/100 mL	200	283.2	86400	-	7,712.9
5439000	7/30/2009	10.8	10.8	0.1459	1.58	7854	66.5706%	Fecal		CFU/100 mL	200	283.2	86400	-	7,712.9
5439000	12/27/2014	10.8	10.8	0.1459	1.58	7854	66.5706%	Fecal		CFU/100 mL	200	283.2	86400	-	7,712.9
5439000	11/13/2015	10.8	10.8	0.1459	1.58	7854	66.5706%	Fecal		CFU/100 mL	200	283.2	86400	-	7,712.9
5439000	8/1/1994	10.7	10.7	0.1459	1.56	7862	66.6384%	Fecal		CFU/100 mL	200	283.2	86400	-	7,641.5
5439000	8/26/1994	10.7	10.7	0.1459	1.56	7862	66.6384%	Fecal		CFU/100 mL	200	283.2	86400	-	7,641.5
5439000	6/25/2003	10.7	10.7	0.1459	1.56	7862	66.6384%	Fecal		CFU/100 mL	200	283.2	86400	-	7,641.5
5439000	6/27/2003	10.7	10.7	0.1459	1.56	7862	66.6384%	Fecal		CFU/100 mL	200	283.2	86400	-	7,641.5
5439000	12/19/2003	10.7	10.7	0.1459	1.56	7862	66.6384%	Fecal		CFU/100 mL	200	283.2	86400	-	7,641.5
5439000	10/30/2004	10.7	10.7	0.1459	1.56	7862	66.6384%	Fecal		CFU/100 mL	200	283.2	86400	-	7,641.5
5439000	10/7/2007	10.7	10.7	0.1459	1.56	7862	66.6384%	Fecal		CFU/100 mL	200	283.2	86400	-	7,641.5
5439000	7/6/2008	10.7	10.7	0.1459	1.56	7862	66.6384%	Fecal		CFU/100 mL	200	283.2	86400	-	7,641.5
5439000	2/27/2013	10.7	10.7	0.1459	1.56	7862	66.6384%	Fecal		CFU/100 mL	200	283.2	86400	-	7,641.5
5439000	10/25/2018	10.7	10.7	0.1459	1.56	7862	66.6384%	Fecal		CFU/100 mL	200	283.2	86400	-	7,641.5
5439000	11/22/2018	10.7	10.7	0.1459	1.56	7862	66.6384%	Fecal		CFU/100 mL	200	283.2	86400	-	7,641.5
5439000	12/5/2020	10.7	10.7	0.1459	1.56	7862	66.6384%	Fecal		CFU/100 mL	200	283.2	86400	-	7,641.5
5439000	8/17/1994	10.6	10.6	0.1459	1.55	7874	66.7401%	Fecal		CFU/100 mL	200	283.2	86400	-	7,570.1
5439000	8/18/1994	10.6	10.6	0.1459	1.55	7874	66.7401%	Fecal		CFU/100 mL	200	283.2	86400	-	7,570.1
5439000	11/18/2001	10.6	10.6	0.1459	1.55	7874	66.7401%	Fecal		CFU/100 mL	200	283.2	86400	-	7,570.1
5439000	3/12/2003	10.6	10.6	0.1459	1.55	7874	66.7401%	Fecal		CFU/100 mL	200	283.2	86400	-	7,570.1
5439000	6/7/2005	10.6	10.6	0.1459	1.55	7874	66.7401%	Fecal		CFU/100 mL	200	283.2	86400	-	7,570.1
5439000	3/31/2006	10.6	10.6	0.1459	1.55	7874	66.7401%	Fecal		CFU/100 mL	200	283.2	86400	-	7,570.1
5439000	8/21/2010	10.6	10.6	0.1459	1.55	7874	66.7401%	Fecal		CFU/100 mL	200	283.2	86400	-	7,570.1
5439000	8/10/2014	10.6	10.6	0.1459	1.55	7874	66.7401%	Fecal		CFU/100 mL	200	283.2	86400	-	7,570.1
5439000	12/28/2014	10.6	10.6	0.1459	1.55	7874	66.7401%	Fecal		CFU/100 mL	200	283.2	86400	-	7,570.1
5439000	9/11/2015	10.6	10.6	0.1459	1.55	7874	66.7401%	Fecal		CFU/100 mL	200	283.2	86400	-	7,570.1
5439000	9/1/2018	10.6	10.6	0.1459	1.55	7874	66.7401%	Fecal		CFU/100 mL	200	283.2	86400	-	7,570.1
5439000	10/5/2001	10.5	10.5	0.1459	1.53	7885	66.8334%	Fecal		CFU/100 mL	200	283.2	86400	-	7,498.6
5439000	11/20/2001	10.5	10.5	0.1459	1.53	7885	66.8334%	Fecal		CFU/100 mL	200	283.2	86400	-	7,498.6
5439000	10/12/2007	10.5	10.5	0.1459	1.53	7885	66.8334%	Fecal		CFU/100 mL	200	283.2	86400	-	7,498.6
5439000	10/9/2009	10.5	10.5	0.1459	1.53	7885	66.8334%	Fecal		CFU/100 mL	200	283.2	86400	-	7,498.6
5439000	11/5/2011	10.5	10.5	0.1459	1.53	7885	66.8334%	Fecal		CFU/100 mL	200	283.2	86400	-	7,498.6
5439000	6/22/2012	10.5	10.5	0.1459	1.53	7885	66.8334%	Fecal		CFU/100 mL	200	283.2	86400	-	7,498.6
5439000	3/9/2013	10.5	10.5	0.1459	1.53	7885	66.8334%	Fecal		CFU/100 mL	200	283.2	86400	-	7,498.6
5439000	8/24/2013	10.5	10.5	0.1459	1.53	7885	66.8334%	Fecal		CFU/100 mL	200	283.2	86400	-	7,498.6
5439000	7/17/2016	10.5	10.5	0.1459	1.53	7885	66.8334%	Fecal		CFU/100 mL	200	283.2	86400	-	7,498.6
5439000	7/31/2021	10.5	10.5	0.1459	1.53	7885	66.8334%	Fecal		CFU/100 mL	200	283.2	86400	-	7,498.6
5439000	1/31/2006	10.4	10.4	0.1459	1.52	7895	66.9181%	Fecal		CFU/100 mL	200	283.2	86400	-	7,427.2
5439000	2/5/2013	10.4	10.4	0.1459	1.52	7895	66.9181%	Fecal		CFU/100 mL	200	283.2	86400	-	7,427.2
5439000	8/31/2015	10.4	10.4	0.1459	1.52	7895	66.9181%	Fecal		CFU/100 mL	200	283.2	86400	-	7,427.2
5439000	8/14/2017	10.4	10.4	0.1459	1.52	7895	66.9181%	Fecal		CFU/100 mL	200	283.2	86400	-	7,427.2
5439000	8/19/2017	10.4	10.4	0.1459	1.52	7895	66.9181%	Fecal		CFU/100 mL	200	283.2	86400	-	7,427.2
5439000	2/5/2021	10.4	10.4	0.1459	1.52	7895	66.9181%	Fecal		CFU/100 mL	200	283.2	86400	-	7,427.2
5439000	1/25/2022	10.4	10.4	0.1459	1.52	7895	66.9181%	Fecal		CFU/100 mL	200	283.2	86400	-	7,427.2
5439000	1/26/2022	10.4	10.4	0.1459	1.52	7895	66.9181%	Fecal		CFU/100 mL	200	283.2	86400	-	7,427.2
5439000	5/17/1994	10.3	10.3	0.1459	1.50	7903	66.9859%	Fecal		CFU/100 mL	200	283.2	86400	-	7,355.8
5439000	5/26/1994	10.3	10.3	0.1459	1.50	7903	66.9859%	Fecal		CFU/100 mL	200	283.2	86400	-	7,355.8
5439000	6/8/2005	10.3	10.3	0.1459	1.50	7903	66.9859%	Fecal		CFU/100 mL	200	283.2	86400	-	7,355.8
5439000	11/28/2006	10.3	10.3	0.1459	1.50	7903	66.9859%	Fecal		CFU/100 mL	200	283.2	86400	-	7,355.8
5439000	9/8/2009	10.3	10.3	0.1459	1.50	7903	66.9859%	Fecal		CFU/100 mL	200	283.2	86400	-	7,355.8
5439000	10/14/2011	10.3	10.3	0.1459	1.50	7903	66.9859%	Fecal		CFU/100 mL	200	283.2	86400	-	7,355.8
5439000	12/29/2014	10.3	10.3	0.1459	1.50	7903	66.9859%	Fecal		CFU/100 mL	200	283.2	86400	-	7,355.8
5439000	8/7/2015	10.3	10.3	0.1459	1.50	7903	66.9859%	Fecal		CFU/100 mL	200	283.2	86400	-	7,355.8
5439000	11/20/2016	10.3	10.3	0.1459	1.50	7903	66.9859%	Fecal		CFU/100 mL	200	283.2	86400	-	7,355.8
5439000	10/1/2018	10.3	10.3	0.1459	1.50	7903	66.9859%	Fecal		CFU/100 mL	200	283.2	86400	-	7,355.8
5439000	7/30/2019	10.3	10.3	0.1459	1.50	7903	66.9859%	Fecal		CFU/100 mL	200	283.2	86400	-	7,355.8
5439000	1/24/2022	10.3	10.3	0.1459	1.50	7903	66.9859%	Fecal		CFU/100 mL	200	283.2	86400	-	7,355.8
5439000	1/25/2002	10.2	10.2	0.1459	1.49	7915	67.0876%	Fecal		CFU/100 mL	200	283.2	86400	-	7,284.4
5439000	6/2/2005	10.2	10.2	0.1459	1.49	7915	67.0876%	Fecal		CFU/100 mL	200	283.2	86400	-	7,284.4
5439000	7/8/2006	10.2	10.2	0.1459	1.49	7915	67.0876%	Fecal		CFU/100 mL	200	283.2	86400	-	7,284.4
5439000	12/4/2007	10.2	10.2	0.1459	1.49	7915	67.0876%	Fecal		CFU/100 mL	200	283.2	86400	-	7,284.4
5439000	7/31/2009	10.2	10.2	0.1459	1.49	7915	67.0876%	Fecal		CFU/100 mL	200	283.2	86400	-	7,284.4
5439000	9/17/2012	10.2	10.2	0.1459	1.49	7915	67.0876%	Fecal		CFU/100 mL	200	283.2	86400	-	7,284.4

Gage ID	Date	Discharge (CFS)	Gage Discharge (less Surrogate NPDES) (CFS)	Watershed Area Ratio	Calculated flow (CFS)	Rank	Flow Exceedance %	Parameter	Results	Units (mg or micro_gram	Limit/Standard	100mL/CF	sec/day	Actual Load (million colonies/day)	Allowable Load (million colonies/day)
5439000	7/31/2014	10.2	10.2	0.1459	1.49	7915	67.0876%	Fecal		CFU/100 mL	200	283.2	86400	-	7,284.4
5439000	7/16/2016	10.2	10.2	0.1459	1.49	7915	67.0876%	Fecal		CFU/100 mL	200	283.2	86400	-	7,284.4
5439000	8/21/2016	10.2	10.2	0.1459	1.49	7915	67.0876%	Fecal		CFU/100 mL	200	283.2	86400	-	7,284.4
5439000	7/25/2018	10.2	10.2	0.1459	1.49	7915	67.0876%	Fecal		CFU/100 mL	200	283.2	86400	-	7,284.4
5439000	11/3/2018	10.2	10.2	0.1459	1.49	7915	67.0876%	Fecal		CFU/100 mL	200	283.2	86400	-	7,284.4
5439000	8/6/2019	10.2	10.2	0.1459	1.49	7915	67.0876%	Fecal		CFU/100 mL	200	283.2	86400	-	7,284.4
5439000	2/26/2021	10.2	10.2	0.1459	1.49	7915	67.0876%	Fecal		CFU/100 mL	200	283.2	86400	-	7,284.4
5439000	10/12/2021	10.2	10.2	0.1459	1.49	7915	67.0876%	Fecal		CFU/100 mL	200	283.2	86400	-	7,284.4
5439000	8/23/1994	10.1	10.1	0.1459	1.47	7929	67.2063%	Fecal		CFU/100 mL	200	283.2	86400	-	7,213.0
5439000	11/23/2001	10.1	10.1	0.1459	1.47	7929	67.2063%	Fecal		CFU/100 mL	200	283.2	86400	-	7,213.0
5439000	2/2/2002	10.1	10.1	0.1459	1.47	7929	67.2063%	Fecal		CFU/100 mL	200	283.2	86400	-	7,213.0
5439000	2/8/2002	10.1	10.1	0.1459	1.47	7929	67.2063%	Fecal		CFU/100 mL	200	283.2	86400	-	7,213.0
5439000	10/10/2009	10.1	10.1	0.1459	1.47	7929	67.2063%	Fecal		CFU/100 mL	200	283.2	86400	-	7,213.0
5439000	11/7/2011	10.1	10.1	0.1459	1.47	7929	67.2063%	Fecal		CFU/100 mL	200	283.2	86400	-	7,213.0
5439000	6/6/2014	10.1	10.1	0.1459	1.47	7929	67.2063%	Fecal		CFU/100 mL	200	283.2	86400	-	7,213.0
5439000	8/7/2018	10.1	10.1	0.1459	1.47	7929	67.2063%	Fecal		CFU/100 mL	200	283.2	86400	-	7,213.0
5439000	2/12/2022	10.1	10.1	0.1459	1.47	7929	67.2063%	Fecal		CFU/100 mL	200	283.2	86400	-	7,213.0
5439000	7/8/1991	10	10	0.1459	1.46	7938	67.2826%	Fecal		CFU/100 mL	200	283.2	86400	-	7,141.6
5439000	7/12/1992	10	10	0.1459	1.46	7938	67.2826%	Fecal		CFU/100 mL	200	283.2	86400	-	7,141.6
5439000	7/15/1992	10	10	0.1459	1.46	7938	67.2826%	Fecal		CFU/100 mL	200	283.2	86400	-	7,141.6
5439000	10/22/1992	10	10	0.1459	1.46	7938	67.2826%	Fecal		CFU/100 mL	200	283.2	86400	-	7,141.6
5439000	7/27/1995	10	10	0.1459	1.46	7938	67.2826%	Fecal		CFU/100 mL	200	283.2	86400	-	7,141.6
5439000	12/22/1995	10	10	0.1459	1.46	7938	67.2826%	Fecal		CFU/100 mL	200	283.2	86400	-	7,141.6
5439000	1/12/1996	10	10	0.1459	1.46	7938	67.2826%	Fecal		CFU/100 mL	200	283.2	86400	-	7,141.6
5439000	1/13/1996	10	10	0.1459	1.46	7938	67.2826%	Fecal		CFU/100 mL	200	283.2	86400	-	7,141.6
5439000	3/7/1996	10	10	0.1459	1.46	7938	67.2826%	Fecal		CFU/100 mL	200	283.2	86400	-	7,141.6
5439000	10/6/1998	10	10	0.1459	1.46	7938	67.2826%	Fecal		CFU/100 mL	200	283.2	86400	-	7,141.6
5439000	12/30/1998	10	10	0.1459	1.46	7938	67.2826%	Fecal		CFU/100 mL	200	283.2	86400	-	7,141.6
5439000	12/7/1999	10	10	0.1459	1.46	7938	67.2826%	Fecal		CFU/100 mL	200	283.2	86400	-	7,141.6
5439000	7/28/2000	10	10	0.1459	1.46	7938	67.2826%	Fecal		CFU/100 mL	200	283.2	86400	-	7,141.6
5439000	8/13/2000	10	10	0.1459	1.46	7938	67.2826%	Fecal		CFU/100 mL	200	283.2	86400	-	7,141.6
5439000	8/18/2000	10	10	0.1459	1.46	7938	67.2826%	Fecal		CFU/100 mL	200	283.2	86400	-	7,141.6
5439000	9/27/2000	10	10	0.1459	1.46	7938	67.2826%	Fecal		CFU/100 mL	200	283.2	86400	-	7,141.6
5439000	10/23/2000	10	10	0.1459	1.46	7938	67.2826%	Fecal		CFU/100 mL	200	283.2	86400	-	7,141.6
5439000	11/2/2000	10	10	0.1459	1.46	7938	67.2826%	Fecal		CFU/100 mL	200	283.2	86400	-	7,141.6
5439000	12/12/2000	10	10	0.1459	1.46	7938	67.2826%	Fecal		CFU/100 mL	200	283.2	86400	-	7,141.6
5439000	12/16/2000	10	10	0.1459	1.46	7938	67.2826%	Fecal		CFU/100 mL	200	283.2	86400	-	7,141.6
5439000	1/11/2001	10	10	0.1459	1.46	7938	67.2826%	Fecal		CFU/100 mL	200	283.2	86400	-	7,141.6
5439000	1/12/2001	10	10	0.1459	1.46	7938	67.2826%	Fecal		CFU/100 mL	200	283.2	86400	-	7,141.6
5439000	1/13/2001	10	10	0.1459	1.46	7938	67.2826%	Fecal		CFU/100 mL	200	283.2	86400	-	7,141.6
5439000	7/9/2001	10	10	0.1459	1.46	7938	67.2826%	Fecal		CFU/100 mL	200	283.2	86400	-	7,141.6
5439000	12/17/2004	10	10	0.1459	1.46	7938	67.2826%	Fecal		CFU/100 mL	200	283.2	86400	-	7,141.6
5439000	6/3/2005	10	10	0.1459	1.46	7938	67.2826%	Fecal		CFU/100 mL	200	283.2	86400	-	7,141.6
5439000	3/22/2006	10	10	0.1459	1.46	7938	67.2826%	Fecal		CFU/100 mL	200	283.2	86400	-	7,141.6
5439000	10/13/2007	10	10	0.1459	1.46	7938	67.2826%	Fecal		CFU/100 mL	200	283.2	86400	-	7,141.6
5439000	2/2/2011	10	10	0.1459	1.46	7938	67.2826%	Fecal		CFU/100 mL	200	283.2	86400	-	7,141.6
5439000	2/11/2011	10	10	0.1459	1.46	7938	67.2826%	Fecal		CFU/100 mL	200	283.2	86400	-	7,141.6
5439000	8/14/2011	10	10	0.1459	1.46	7938	67.2826%	Fecal		CFU/100 mL	200	283.2	86400	-	7,141.6
5439000	8/27/2011	10	10	0.1459	1.46	7938	67.2826%	Fecal		CFU/100 mL	200	283.2	86400	-	7,141.6
5439000	11/6/2011	10	10	0.1459	1.46	7938	67.2826%	Fecal		CFU/100 mL	200	283.2	86400	-	7,141.6
5439000	11/24/2020	10	10	0.1459	1.46	7938	67.2826%	Fecal		CFU/100 mL	200	283.2	86400	-	7,141.6
5439000	12/12/2021	10	10	0.1459	1.46	7938	67.2826%	Fecal		CFU/100 mL	200	283.2	86400	-	7,141.6
5439000	3/28/2006	9.99	9.99	0.1459	1.46	7973	67.5793%	Fecal		CFU/100 mL	200	283.2	86400	-	7,134.4
5439000	10/10/2007	9.99	9.99	0.1459	1.46	7973	67.5793%	Fecal		CFU/100 mL	200	283.2	86400	-	7,134.4
5439000	8/4/2011	9.99	9.99	0.1459	1.46	7973	67.5793%	Fecal		CFU/100 mL	200	283.2	86400	-	7,134.4
5439000	8/11/2011	9.98	9.98	0.1459	1.46	7976	67.6047%	Fecal		CFU/100 mL	200	283.2	86400	-	7,127.3
5439000	1/12/2014	9.98	9.98	0.1459	1.46	7976	67.6047%	Fecal		CFU/100 mL	200	283.2	86400	-	7,127.3
5439000	8/10/2020	9.98	9.98	0.1459	1.46	7976	67.6047%	Fecal		CFU/100 mL	200	283.2	86400	-	7,127.3
5439000	10/23/2012	9.97	9.97	0.1459	1.45	7979	67.6301%	Fecal		CFU/100 mL	200	283.2	86400	-	7,120.1
5439000	12/30/2014	9.96	9.96	0.1459	1.45	7980	67.6386%	Fecal		CFU/100 mL	200	283.2	86400	-	7,113.0
5439000	11/21/2001	9.95	9.95	0.1459	1.45	7981	67.6471%	Fecal		CFU/100 mL	200	283.2	86400	-	7,105.9
5439000	10/11/2007	9.95	9.95	0.1459	1.45	7981	67.6471%	Fecal		CFU/100 mL	200	283.2	86400	-	7,105.9
5439000	6/9/2005	9.92	9.92	0.1459	1.45	7983	67.6640%	Fecal		CFU/100 mL	200	283.2	86400	-	7,084.4
5439000	12/6/2020	9.91	9.91	0.1459	1.45	7984	67.6725%	Fecal		CFU/100 mL	200	283.2	86400	-	7,077.3
5439000	7/6/1992	9.9	9.9	0.1459	1.44	7985	67.6810%	Fecal		CFU/100 mL	200	283.2	86400	-	7,070.1
5439000	7/11/1997	9.9	9.9	0.1459	1.44	7985	67.6810%	Fecal		CFU/100 mL	200	283.2	86400	-	7,070.1
5439000	12/31/1998	9.9	9.9	0.1459	1.44	7985	67.6810%	Fecal		CFU/100 mL	200	283.2	86400	-	7,070.1
5439000	10/29/2000	9.9	9.9	0.1459	1.44	7985	67.6810%	Fecal		CFU/100 mL	200	283.2	86400	-	7,070.1
5439000	1/22/2001	9.9	9.9	0.1459	1.44	7985	67.6810%	Fecal		CFU/100 mL	200	283.2	86400	-	7,070.1
5439000	9/25/2001	9.9	9.9	0.1459	1.44	7985	67.6810%	Fecal		CFU/100 mL	200	283.2	86400	-	7,070.1
5439000	9/5/2012	9.9	9.9	0.1459	1.44	7985	67.6810%	Fecal		CFU/100 mL	200	283.2	86400	-	7,070.1
5439000	11/19/2004	9.87	9.87	0.1459	1.44	7992	67.7403%	Fecal		CFU/100 mL	200	283.2	86400	-	7,048.7
5439000	11/8/2015	9.87	9.87	0.1459	1.44	7992	67.7403%	Fecal		CFU/100 mL	200	283.2	86400	-	7,048.7
5439000	1/4/2021	9.87	9.87	0.1459	1.44	7992	67.7403%	Fecal		CFU/100 mL	200	283.2	86400	-	7,048.7
5439000	1/23/2022	9.87	9.87	0.1459	1.44	7992	67.7403%	Fecal		CFU/100 mL	200	283.2	86400	-	7,048.7
5439000	10/26/2010	9.84	9.84	0.1459	1.44	7996	67.7742%	Fecal		CFU/100 mL	200	283.2	86400	-	7,027.3
5439000	11/25/2016	9.84	9.84	0.1459	1.44	7996	67.7742%	Fecal		CFU/100 mL	200	283.2	86400	-	7,027.3
5439000	8/15/2017	9.82	9.82	0.1459	1.43	7998	67.7912%	Fecal		CFU/100 mL	200	283.2	86400	-	7,013.0
5439000	10/13/1992	9.8	9.8	0.1459	1.43	7999	67.7996%	Fecal		CFU/100 mL	200	283.2	86400	-	6,998.7
5439000	10/18/1992	9.8	9.8	0.1459	1.43	7999	67.7996%	Fecal		CFU/100 mL	200	283.2	86400	-	6,998.7
5439000	10/14/1994	9.8	9.8	0.1459	1.43	7999	67.7996%	Fecal		CFU/100 mL	200	283.2	86400	-	6,998.7
5439000	10/15/1994	9.8	9.8	0.1459	1.43	7999	67.7996%	Fecal		CFU/100 mL	200	283.2	86400	-	6,998.7
5439000	1/11/1996	9.8	9.8	0.1459	1.43	7999	67.7996%	Fecal		CFU/100 mL	200	283.2	86400	-	6,998.7
5439000	1/14/1996	9.8	9.8	0.1459	1.43	7999	67.7996%	Fecal		CFU/100 mL	200	283.2	86400	-	6,998.7
5439000	7/29/2000	9.8	9.8	0.1459	1.43	7999	67.7996%	Fecal		CFU/100 mL	200	283.2	86400	-	6,998.7
5439000	7/30/2000	9.8	9.8	0.1459	1.43	7999	67.7996%	Fecal		CFU/100 mL	200	283.2	86400	-	6,998.7
5439000	12/15/2000	9.8	9.8	0.1459	1.43	7999	67.7996%	Fecal		CFU/100 mL	200	283.2	86400	-	6,998.7
5439000	7/19/2004	9.8	9.8	0.1459	1.43	7999	67.7996%	Fecal		CFU/100 mL	200	283.2	86400	-	6,998.7
5439000	8/7/2011	9.76	9.76	0.1459	1.42	8009	67.8844%	Fecal		CFU/100 mL	200	283.2	86400	-	6,970.2
5439000	10/5/2014	9.76	9.76	0.1459	1.42	8009	67.8844%	Fecal		CFU/100 mL	200	283.2	86400	-	6,970.2

Gage ID	Date	Discharge (CFS)	Gage Discharge (less Surrogate NPDES) (CFS)	Watershed Area Ratio	Calculated flow (CFS)	Rank	Flow Exceedance %	Parameter	Results	Units (mg or micro_gram	Limit/Standard	100mL/CF	sec/day	Actual Load (million colonies/day)	Allowable Load (million colonies/day)
5439000	4/4/2003	9.75	9.75	0.1459	1.42	8011	67.9013%	Fecal		CFU/100 mL	200	283.2	86400	-	6,963.0
5439000	10/3/2011	9.73	9.73	0.1459	1.42	8012	67.9098%	Fecal		CFU/100 mL	200	283.2	86400	-	6,948.7
5439000	7/26/2013	9.73	9.73	0.1459	1.42	8012	67.9098%	Fecal		CFU/100 mL	200	283.2	86400	-	6,948.7
5439000	12/14/2014	9.73	9.73	0.1459	1.42	8012	67.9098%	Fecal		CFU/100 mL	200	283.2	86400	-	6,948.7
5439000	5/21/1994	9.72	9.72	0.1459	1.42	8015	67.9352%	Fecal		CFU/100 mL	200	283.2	86400	-	6,941.6
5439000	5/18/1994	9.71	9.71	0.1459	1.42	8016	67.9437%	Fecal		CFU/100 mL	200	283.2	86400	-	6,934.5
5439000	12/5/2004	9.71	9.71	0.1459	1.42	8016	67.9437%	Fecal		CFU/100 mL	200	283.2	86400	-	6,934.5
5439000	11/5/1991	9.7	9.7	0.1459	1.42	8018	67.9607%	Fecal		CFU/100 mL	200	283.2	86400	-	6,927.3
5439000	10/5/2009	9.7	9.7	0.1459	1.42	8018	67.9607%	Fecal		CFU/100 mL	200	283.2	86400	-	6,927.3
5439000	8/30/2014	9.7	9.7	0.1459	1.42	8018	67.9607%	Fecal		CFU/100 mL	200	283.2	86400	-	6,927.3
5439000	7/21/2011	9.69	9.69	0.1459	1.41	8021	67.9861%	Fecal		CFU/100 mL	200	283.2	86400	-	6,920.2
5439000	2/25/2021	9.68	9.68	0.1459	1.41	8022	67.9946%	Fecal		CFU/100 mL	200	283.2	86400	-	6,913.0
5439000	12/3/2004	9.67	9.67	0.1459	1.41	8023	68.0031%	Fecal		CFU/100 mL	200	283.2	86400	-	6,905.9
5439000	11/13/2006	9.67	9.67	0.1459	1.41	8023	68.0031%	Fecal		CFU/100 mL	200	283.2	86400	-	6,905.9
5439000	7/8/2012	9.67	9.67	0.1459	1.41	8023	68.0031%	Fecal		CFU/100 mL	200	283.2	86400	-	6,905.9
5439000	12/31/2014	9.67	9.67	0.1459	1.41	8023	68.0031%	Fecal		CFU/100 mL	200	283.2	86400	-	6,905.9
5439000	10/27/2007	9.66	9.66	0.1459	1.41	8027	68.0370%	Fecal		CFU/100 mL	200	283.2	86400	-	6,898.7
5439000	7/24/1994	9.65	9.65	0.1459	1.41	8028	68.0454%	Fecal		CFU/100 mL	200	283.2	86400	-	6,891.6
5439000	7/8/2007	9.65	9.65	0.1459	1.41	8028	68.0454%	Fecal		CFU/100 mL	200	283.2	86400	-	6,891.6
5439000	10/21/2007	9.64	9.64	0.1459	1.41	8030	68.0624%	Fecal		CFU/100 mL	200	283.2	86400	-	6,884.5
5439000	6/23/2012	9.64	9.64	0.1459	1.41	8030	68.0624%	Fecal		CFU/100 mL	200	283.2	86400	-	6,884.5
5439000	8/25/2014	9.64	9.64	0.1459	1.41	8030	68.0624%	Fecal		CFU/100 mL	200	283.2	86400	-	6,884.5
5439000	9/24/2016	9.63	9.63	0.1459	1.41	8033	68.0878%	Fecal		CFU/100 mL	200	283.2	86400	-	6,877.3
5439000	1/26/2002	9.61	9.61	0.1459	1.40	8034	68.0963%	Fecal		CFU/100 mL	200	283.2	86400	-	6,863.0
5439000	1/22/2022	9.61	9.61	0.1459	1.40	8034	68.0963%	Fecal		CFU/100 mL	200	283.2	86400	-	6,863.0
5439000	10/19/1992	9.6	9.6	0.1459	1.40	8036	68.1132%	Fecal		CFU/100 mL	200	283.2	86400	-	6,855.9
5439000	3/14/1996	9.6	9.6	0.1459	1.40	8036	68.1132%	Fecal		CFU/100 mL	200	283.2	86400	-	6,855.9
5439000	9/10/1996	9.6	9.6	0.1459	1.40	8036	68.1132%	Fecal		CFU/100 mL	200	283.2	86400	-	6,855.9
5439000	1/16/1999	9.6	9.6	0.1459	1.40	8036	68.1132%	Fecal		CFU/100 mL	200	283.2	86400	-	6,855.9
5439000	1/17/1999	9.6	9.6	0.1459	1.40	8036	68.1132%	Fecal		CFU/100 mL	200	283.2	86400	-	6,855.9
5439000	1/18/1999	9.6	9.6	0.1459	1.40	8036	68.1132%	Fecal		CFU/100 mL	200	283.2	86400	-	6,855.9
5439000	1/19/1999	9.6	9.6	0.1459	1.40	8036	68.1132%	Fecal		CFU/100 mL	200	283.2	86400	-	6,855.9
5439000	10/31/2000	9.6	9.6	0.1459	1.40	8036	68.1132%	Fecal		CFU/100 mL	200	283.2	86400	-	6,855.9
5439000	12/14/2000	9.6	9.6	0.1459	1.40	8036	68.1132%	Fecal		CFU/100 mL	200	283.2	86400	-	6,855.9
5439000	12/18/2000	9.6	9.6	0.1459	1.40	8036	68.1132%	Fecal		CFU/100 mL	200	283.2	86400	-	6,855.9
5439000	1/23/2001	9.6	9.6	0.1459	1.40	8036	68.1132%	Fecal		CFU/100 mL	200	283.2	86400	-	6,855.9
5439000	1/24/2001	9.6	9.6	0.1459	1.40	8036	68.1132%	Fecal		CFU/100 mL	200	283.2	86400	-	6,855.9
5439000	2/3/2002	9.6	9.6	0.1459	1.40	8036	68.1132%	Fecal		CFU/100 mL	200	283.2	86400	-	6,855.9
5439000	1/21/2002	9.58	9.58	0.1459	1.40	8049	68.2234%	Fecal		CFU/100 mL	200	283.2	86400	-	6,841.6
5439000	12/28/2003	9.58	9.58	0.1459	1.40	8049	68.2234%	Fecal		CFU/100 mL	200	283.2	86400	-	6,841.6
5439000	9/9/2009	9.58	9.58	0.1459	1.40	8049	68.2234%	Fecal		CFU/100 mL	200	283.2	86400	-	6,841.6
5439000	9/18/2006	9.57	9.57	0.1459	1.40	8052	68.2489%	Fecal		CFU/100 mL	200	283.2	86400	-	6,834.5
5439000	9/22/2015	9.56	9.56	0.1459	1.40	8053	68.2573%	Fecal		CFU/100 mL	200	283.2	86400	-	6,827.3
5439000	1/27/2022	9.56	9.56	0.1459	1.40	8053	68.2573%	Fecal		CFU/100 mL	200	283.2	86400	-	6,827.3
5439000	5/22/1994	9.52	9.52	0.1459	1.39	8055	68.2743%	Fecal		CFU/100 mL	200	283.2	86400	-	6,798.8
5439000	1/31/2002	9.52	9.52	0.1459	1.39	8055	68.2743%	Fecal		CFU/100 mL	200	283.2	86400	-	6,798.8
5439000	11/22/2001	9.51	9.51	0.1459	1.39	8057	68.2912%	Fecal		CFU/100 mL	200	283.2	86400	-	6,791.6
5439000	11/7/2020	9.51	9.51	0.1459	1.39	8057	68.2912%	Fecal		CFU/100 mL	200	283.2	86400	-	6,791.6
5439000	9/15/1991	9.5	9.5	0.1459	1.39	8059	68.3082%	Fecal		CFU/100 mL	200	283.2	86400	-	6,784.5
5439000	10/20/1992	9.5	9.5	0.1459	1.39	8059	68.3082%	Fecal		CFU/100 mL	200	283.2	86400	-	6,784.5
5439000	1/1/1996	9.5	9.5	0.1459	1.39	8059	68.3082%	Fecal		CFU/100 mL	200	283.2	86400	-	6,784.5
5439000	2/20/1996	9.5	9.5	0.1459	1.39	8059	68.3082%	Fecal		CFU/100 mL	200	283.2	86400	-	6,784.5
5439000	3/8/1996	9.5	9.5	0.1459	1.39	8059	68.3082%	Fecal		CFU/100 mL	200	283.2	86400	-	6,784.5
5439000	4/12/1996	9.5	9.5	0.1459	1.39	8059	68.3082%	Fecal		CFU/100 mL	200	283.2	86400	-	6,784.5
5439000	1/1/1999	9.5	9.5	0.1459	1.39	8059	68.3082%	Fecal		CFU/100 mL	200	283.2	86400	-	6,784.5
5439000	1/8/1999	9.5	9.5	0.1459	1.39	8059	68.3082%	Fecal		CFU/100 mL	200	283.2	86400	-	6,784.5
5439000	1/9/1999	9.5	9.5	0.1459	1.39	8059	68.3082%	Fecal		CFU/100 mL	200	283.2	86400	-	6,784.5
5439000	1/10/1999	9.5	9.5	0.1459	1.39	8059	68.3082%	Fecal		CFU/100 mL	200	283.2	86400	-	6,784.5
5439000	1/11/1999	9.5	9.5	0.1459	1.39	8059	68.3082%	Fecal		CFU/100 mL	200	283.2	86400	-	6,784.5
5439000	1/12/1999	9.5	9.5	0.1459	1.39	8059	68.3082%	Fecal		CFU/100 mL	200	283.2	86400	-	6,784.5
5439000	1/13/1999	9.5	9.5	0.1459	1.39	8059	68.3082%	Fecal		CFU/100 mL	200	283.2	86400	-	6,784.5
5439000	1/14/1999	9.5	9.5	0.1459	1.39	8059	68.3082%	Fecal		CFU/100 mL	200	283.2	86400	-	6,784.5
5439000	1/15/1999	9.5	9.5	0.1459	1.39	8059	68.3082%	Fecal		CFU/100 mL	200	283.2	86400	-	6,784.5
5439000	7/15/1999	9.5	9.5	0.1459	1.39	8059	68.3082%	Fecal		CFU/100 mL	200	283.2	86400	-	6,784.5
5439000	7/17/1999	9.5	9.5	0.1459	1.39	8059	68.3082%	Fecal		CFU/100 mL	200	283.2	86400	-	6,784.5
5439000	10/30/2000	9.5	9.5	0.1459	1.39	8059	68.3082%	Fecal		CFU/100 mL	200	283.2	86400	-	6,784.5
5439000	12/13/2000	9.5	9.5	0.1459	1.39	8059	68.3082%	Fecal		CFU/100 mL	200	283.2	86400	-	6,784.5
5439000	1/8/2001	9.5	9.5	0.1459	1.39	8059	68.3082%	Fecal		CFU/100 mL	200	283.2	86400	-	6,784.5
5439000	2/6/2011	9.5	9.5	0.1459	1.39	8059	68.3082%	Fecal		CFU/100 mL	200	283.2	86400	-	6,784.5
5439000	11/12/2006	9.49	9.49	0.1459	1.38	8080	68.4862%	Fecal		CFU/100 mL	200	283.2	86400	-	6,777.3
5439000	8/22/2010	9.49	9.49	0.1459	1.38	8080	68.4862%	Fecal		CFU/100 mL	200	283.2	86400	-	6,777.3
5439000	1/22/2002	9.48	9.48	0.1459	1.38	8082	68.5031%	Fecal		CFU/100 mL	200	283.2	86400	-	6,770.2
5439000	5/20/1994	9.47	9.47	0.1459	1.38	8083	68.5116%	Fecal		CFU/100 mL	200	283.2	86400	-	6,763.1
5439000	8/1/2008	9.47	9.47	0.1459	1.38	8083	68.5116%	Fecal		CFU/100 mL	200	283.2	86400	-	6,763.1
5439000	8/13/2014	9.47	9.47	0.1459	1.38	8083	68.5116%	Fecal		CFU/100 mL	200	283.2	86400	-	6,763.1
5439000	10/30/2006	9.46	9.46	0.1459	1.38	8086	68.5370%	Fecal		CFU/100 mL	200	283.2	86400	-	6,755.9
5439000	8/23/2009	9.46	9.46	0.1459	1.38	8086	68.5370%	Fecal		CFU/100 mL	200	283.2	86400	-	6,755.9
5439000	11/6/2020	9.46	9.46	0.1459	1.38	8086	68.5370%	Fecal		CFU/100 mL	200	283.2	86400	-	6,755.9
5439000	1/1/2015	9.45	9.45	0.1459	1.38	8089	68.5625%	Fecal		CFU/100 mL	200	283.2	86400	-	6,748.8
5439000	12/30/2017	9.45	9.45	0.1459	1.38	8089	68.5625%	Fecal		CFU/100 mL	200	283.2	86400	-	6,748.8
5439000	10/31/2021	9.45	9.45	0.1459	1.38	8089	68.5625%	Fecal		CFU/100 mL	200	283.2	86400	-	6,748.8
5439000	9/10/1990	9.4	9.4	0.1459	1.37	8092	68.5879%	Fecal		CFU/100 mL	200	283.2	86400	-	6,713.1
5439000	10/14/1992	9.4	9.4	0.1459	1.37	8092	68.5879%	Fecal		CFU/100 mL	200	283.2	86400	-	6,713.1
5439000	10/16/1994	9.4	9.4	0.1459	1.37	8092	68.5879%	Fecal		CFU/100 mL	200	283.2	86400	-	6,713.1
5439000	12/31/1995	9.4	9.4	0.1459	1.37	8092	68.5879%	Fecal		CFU/100 mL	200	283.2	86400	-	6,713.1
5439000	4/13/1996	9.4	9.4	0.1459	1.37	8092	68.5879%	Fecal		CFU/100 mL	200	283.2	86400	-	6,713.1
5439000	4/14/1996	9.4	9.4	0.1459	1.37	8092	68.5879%	Fecal		CFU/100 mL	200	283.2	86400	-	6,713.1
5439000	11/1/2000	9.4	9.4	0.1459	1.37	8092	68.5879%	Fecal		CFU/100 mL	200	283.2	86400	-	6,713.1
5439000	1/7/2001	9.4	9.4	0.1459	1.37	8092	68.5879%	Fecal		CFU/100 mL	200	283.2	86400	-	6,713.1
5439000	1/13/2018	9.4	9.4	0.1459	1.37	8092	68.5879%	Fecal		CFU/100 mL	200	283.2	86400	-	6,713.1

Gage ID	Date	Discharge (CFS)	Gage Discharge (less Surrogate NPDES) (CFS)	Watershed Area Ratio	Calculated flow (CFS)	Rank	Flow Exceedance %	Parameter	Results	Units (mg or micro_gram	Limit/Standard	100mL/CF	sec/day	Actual Load (million colonies/day)	Allowable Load (million colonies/day)
5439000	7/25/2013	9.38	9.38	0.1459	1.37	8101	68.6642%	Fecal		CFU/100 mL	200	283.2	86400	-	6,698.8
5439000	11/8/2013	9.37	9.37	0.1459	1.37	8102	68.6727%	Fecal		CFU/100 mL	200	283.2	86400	-	6,691.6
5439000	11/21/2016	9.36	9.36	0.1459	1.37	8103	68.6811%	Fecal		CFU/100 mL	200	283.2	86400	-	6,684.5
5439000	7/20/2012	9.35	9.35	0.1459	1.36	8104	68.6896%	Fecal		CFU/100 mL	200	283.2	86400	-	6,677.4
5439000	8/1/2009	9.33	9.33	0.1459	1.36	8105	68.6981%	Fecal		CFU/100 mL	200	283.2	86400	-	6,663.1
5439000	6/20/1992	9.3	9.3	0.1459	1.36	8106	68.7066%	Fecal		CFU/100 mL	200	283.2	86400	-	6,641.7
5439000	10/24/1992	9.3	9.3	0.1459	1.36	8106	68.7066%	Fecal		CFU/100 mL	200	283.2	86400	-	6,641.7
5439000	10/24/1995	9.3	9.3	0.1459	1.36	8106	68.7066%	Fecal		CFU/100 mL	200	283.2	86400	-	6,641.7
5439000	12/23/1995	9.3	9.3	0.1459	1.36	8106	68.7066%	Fecal		CFU/100 mL	200	283.2	86400	-	6,641.7
5439000	7/26/1998	9.3	9.3	0.1459	1.36	8106	68.7066%	Fecal		CFU/100 mL	200	283.2	86400	-	6,641.7
5439000	1/9/2001	9.3	9.3	0.1459	1.36	8106	68.7066%	Fecal		CFU/100 mL	200	283.2	86400	-	6,641.7
5439000	10/11/2009	9.3	9.3	0.1459	1.36	8106	68.7066%	Fecal		CFU/100 mL	200	283.2	86400	-	6,641.7
5439000	8/10/2009	9.27	9.27	0.1459	1.35	8113	68.7659%	Fecal		CFU/100 mL	200	283.2	86400	-	6,620.2
5439000	10/14/2021	9.27	9.27	0.1459	1.35	8113	68.7659%	Fecal		CFU/100 mL	200	283.2	86400	-	6,620.2
5439000	3/1/2013	9.26	9.26	0.1459	1.35	8115	68.7828%	Fecal		CFU/100 mL	200	283.2	86400	-	6,613.1
5439000	8/11/2021	9.26	9.26	0.1459	1.35	8115	68.7828%	Fecal		CFU/100 mL	200	283.2	86400	-	6,613.1
5439000	8/2/1994	9.25	9.25	0.1459	1.35	8117	68.7998%	Fecal		CFU/100 mL	200	283.2	86400	-	6,605.9
5439000	8/7/2008	9.25	9.25	0.1459	1.35	8117	68.7998%	Fecal		CFU/100 mL	200	283.2	86400	-	6,605.9
5439000	11/5/2014	9.25	9.25	0.1459	1.35	8117	68.7998%	Fecal		CFU/100 mL	200	283.2	86400	-	6,605.9
5439000	4/5/2003	9.24	9.24	0.1459	1.35	8120	68.8252%	Fecal		CFU/100 mL	200	283.2	86400	-	6,598.8
5439000	12/13/2014	9.24	9.24	0.1459	1.35	8120	68.8252%	Fecal		CFU/100 mL	200	283.2	86400	-	6,598.8
5439000	9/7/2016	9.24	9.24	0.1459	1.35	8120	68.8252%	Fecal		CFU/100 mL	200	283.2	86400	-	6,598.8
5439000	11/27/2016	9.24	9.24	0.1459	1.35	8120	68.8252%	Fecal		CFU/100 mL	200	283.2	86400	-	6,598.8
5439000	8/2/2009	9.23	9.23	0.1459	1.35	8124	68.8591%	Fecal		CFU/100 mL	200	283.2	86400	-	6,591.7
5439000	9/1/2013	9.22	9.22	0.1459	1.35	8125	68.8676%	Fecal		CFU/100 mL	200	283.2	86400	-	6,584.5
5439000	8/3/2014	9.21	9.21	0.1459	1.34	8126	68.8761%	Fecal		CFU/100 mL	200	283.2	86400	-	6,577.4
5439000	10/7/1991	9.2	9.2	0.1459	1.34	8127	68.8846%	Fecal		CFU/100 mL	200	283.2	86400	-	6,570.2
5439000	7/13/1992	9.2	9.2	0.1459	1.34	8127	68.8846%	Fecal		CFU/100 mL	200	283.2	86400	-	6,570.2
5439000	7/29/1992	9.2	9.2	0.1459	1.34	8127	68.8846%	Fecal		CFU/100 mL	200	283.2	86400	-	6,570.2
5439000	2/21/1996	9.2	9.2	0.1459	1.34	8127	68.8846%	Fecal		CFU/100 mL	200	283.2	86400	-	6,570.2
5439000	4/4/1996	9.2	9.2	0.1459	1.34	8127	68.8846%	Fecal		CFU/100 mL	200	283.2	86400	-	6,570.2
5439000	7/19/1999	9.2	9.2	0.1459	1.34	8127	68.8846%	Fecal		CFU/100 mL	200	283.2	86400	-	6,570.2
5439000	12/31/2017	9.2	9.2	0.1459	1.34	8127	68.8846%	Fecal		CFU/100 mL	200	283.2	86400	-	6,570.2
5439000	6/10/2005	9.19	9.19	0.1459	1.34	8134	68.9439%	Fecal		CFU/100 mL	200	283.2	86400	-	6,563.1
5439000	1/27/2002	9.18	9.18	0.1459	1.34	8135	68.9524%	Fecal		CFU/100 mL	200	283.2	86400	-	6,556.0
5439000	1/29/2009	9.18	9.18	0.1459	1.34	8135	68.9524%	Fecal		CFU/100 mL	200	283.2	86400	-	6,556.0
5439000	2/3/2009	9.18	9.18	0.1459	1.34	8135	68.9524%	Fecal		CFU/100 mL	200	283.2	86400	-	6,556.0
5439000	10/6/2009	9.18	9.18	0.1459	1.34	8135	68.9524%	Fecal		CFU/100 mL	200	283.2	86400	-	6,556.0
5439000	7/17/2017	9.18	9.18	0.1459	1.34	8135	68.9524%	Fecal		CFU/100 mL	200	283.2	86400	-	6,556.0
5439000	1/2/2015	9.16	9.16	0.1459	1.34	8140	68.9947%	Fecal		CFU/100 mL	200	283.2	86400	-	6,541.7
5439000	1/1/2018	9.16	9.16	0.1459	1.34	8140	68.9947%	Fecal		CFU/100 mL	200	283.2	86400	-	6,541.7
5439000	2/3/2018	9.16	9.16	0.1459	1.34	8140	68.9947%	Fecal		CFU/100 mL	200	283.2	86400	-	6,541.7
5439000	8/14/2015	9.15	9.15	0.1459	1.34	8143	69.0202%	Fecal		CFU/100 mL	200	283.2	86400	-	6,534.5
5439000	8/20/2015	9.15	9.15	0.1459	1.34	8143	69.0202%	Fecal		CFU/100 mL	200	283.2	86400	-	6,534.5
5439000	2/7/2018	9.14	9.14	0.1459	1.33	8145	69.0371%	Fecal		CFU/100 mL	200	283.2	86400	-	6,527.4
5439000	1/28/2002	9.13	9.13	0.1459	1.33	8146	69.0456%	Fecal		CFU/100 mL	200	283.2	86400	-	6,520.2
5439000	9/4/2010	9.13	9.13	0.1459	1.33	8146	69.0456%	Fecal		CFU/100 mL	200	283.2	86400	-	6,520.2
5439000	1/21/2022	9.13	9.13	0.1459	1.33	8146	69.0456%	Fecal		CFU/100 mL	200	283.2	86400	-	6,520.2
5439000	12/4/2004	9.11	9.11	0.1459	1.33	8149	69.0710%	Fecal		CFU/100 mL	200	283.2	86400	-	6,506.0
5439000	10/16/2011	9.11	9.11	0.1459	1.33	8149	69.0710%	Fecal		CFU/100 mL	200	283.2	86400	-	6,506.0
5439000	10/26/2020	9.11	9.11	0.1459	1.33	8149	69.0710%	Fecal		CFU/100 mL	200	283.2	86400	-	6,506.0
5439000	10/25/1992	9.1	9.1	0.1459	1.33	8152	69.0965%	Fecal		CFU/100 mL	200	283.2	86400	-	6,498.8
5439000	12/27/1995	9.1	9.1	0.1459	1.33	8152	69.0965%	Fecal		CFU/100 mL	200	283.2	86400	-	6,498.8
5439000	12/30/1995	9.1	9.1	0.1459	1.33	8152	69.0965%	Fecal		CFU/100 mL	200	283.2	86400	-	6,498.8
5439000	12/1/1996	9.1	9.1	0.1459	1.33	8152	69.0965%	Fecal		CFU/100 mL	200	283.2	86400	-	6,498.8
5439000	1/7/1999	9.1	9.1	0.1459	1.33	8152	69.0965%	Fecal		CFU/100 mL	200	283.2	86400	-	6,498.8
5439000	8/14/2000	9.1	9.1	0.1459	1.33	8152	69.0965%	Fecal		CFU/100 mL	200	283.2	86400	-	6,498.8
5439000	1/10/2001	9.1	9.1	0.1459	1.33	8152	69.0965%	Fecal		CFU/100 mL	200	283.2	86400	-	6,498.8
5439000	1/25/2001	9.1	9.1	0.1459	1.33	8152	69.0965%	Fecal		CFU/100 mL	200	283.2	86400	-	6,498.8
5439000	9/6/2016	9.1	9.1	0.1459	1.33	8152	69.0965%	Fecal		CFU/100 mL	200	283.2	86400	-	6,498.8
5439000	5/19/1994	9.09	9.09	0.1459	1.33	8161	69.1727%	Fecal		CFU/100 mL	200	283.2	86400	-	6,491.7
5439000	7/21/2003	9.09	9.09	0.1459	1.33	8161	69.1727%	Fecal		CFU/100 mL	200	283.2	86400	-	6,491.7
5439000	10/15/2011	9.09	9.09	0.1459	1.33	8161	69.1727%	Fecal		CFU/100 mL	200	283.2	86400	-	6,491.7
5439000	9/14/2020	9.09	9.09	0.1459	1.33	8161	69.1727%	Fecal		CFU/100 mL	200	283.2	86400	-	6,491.7
5439000	1/31/2007	9.07	9.07	0.1459	1.32	8165	69.2066%	Fecal		CFU/100 mL	200	283.2	86400	-	6,477.4
5439000	2/1/2007	9.07	9.07	0.1459	1.32	8165	69.2066%	Fecal		CFU/100 mL	200	283.2	86400	-	6,477.4
5439000	2/2/2007	9.07	9.07	0.1459	1.32	8165	69.2066%	Fecal		CFU/100 mL	200	283.2	86400	-	6,477.4
5439000	2/12/2007	9.07	9.07	0.1459	1.32	8165	69.2066%	Fecal		CFU/100 mL	200	283.2	86400	-	6,477.4
5439000	2/14/2007	9.07	9.07	0.1459	1.32	8165	69.2066%	Fecal		CFU/100 mL	200	283.2	86400	-	6,477.4
5439000	2/16/2007	9.07	9.07	0.1459	1.32	8165	69.2066%	Fecal		CFU/100 mL	200	283.2	86400	-	6,477.4
5439000	2/17/2007	9.07	9.07	0.1459	1.32	8165	69.2066%	Fecal		CFU/100 mL	200	283.2	86400	-	6,477.4
5439000	1/15/2014	9.07	9.07	0.1459	1.32	8165	69.2066%	Fecal		CFU/100 mL	200	283.2	86400	-	6,477.4
5439000	6/10/2014	9.05	9.05	0.1459	1.32	8173	69.2745%	Fecal		CFU/100 mL	200	283.2	86400	-	6,463.1
5439000	1/16/2002	9.03	9.03	0.1459	1.32	8174	69.2829%	Fecal		CFU/100 mL	200	283.2	86400	-	6,448.8
5439000	11/11/2014	9.03	9.03	0.1459	1.32	8174	69.2829%	Fecal		CFU/100 mL	200	283.2	86400	-	6,448.8
5439000	2/4/2018	9.02	9.02	0.1459	1.32	8176	69.2999%	Fecal		CFU/100 mL	200	283.2	86400	-	6,441.7
5439000	2/5/2018	9.02	9.02	0.1459	1.32	8176	69.2999%	Fecal		CFU/100 mL	200	283.2	86400	-	6,441.7
5439000	2/6/2018	9.02	9.02	0.1459	1.32	8176	69.2999%	Fecal		CFU/100 mL	200	283.2	86400	-	6,441.7
5439000	11/9/2015	9.01	9.01	0.1459	1.31	8179	69.3253%	Fecal		CFU/100 mL	200	283.2	86400	-	6,434.5
5439000	11/7/1991	9	9	0.1459	1.31	8180	69.3338%	Fecal		CFU/100 mL	200	283.2	86400	-	6,427.4
5439000	7/4/1992	9	9	0.1459	1.31	8180	69.3338%	Fecal		CFU/100 mL	200	283.2	86400	-	6,427.4
5439000	12/28/1995	9	9	0.1459	1.31	8180	69.3338%	Fecal		CFU/100 mL	200	283.2	86400	-	6,427.4
5439000	12/29/1995	9	9	0.1459	1.31	8180	69.3338%	Fecal		CFU/100 mL	200	283.2	86400	-	6,427.4
5439000	1/10/1996	9	9	0.1459	1.31	8180	69.3338%	Fecal		CFU/100 mL	200	283.2	86400	-	6,427.4
5439000	1/27/1996	9	9	0.1459	1.31	8180	69.3338%	Fecal		CFU/100 mL	200	283.2	86400	-	6,427.4
5439000	1/2/1999	9	9	0.1459	1.31	8180	69.3338%	Fecal		CFU/100 mL	200	283.2	86400	-	6,427.4
5439000	7/27/1999	9	9	0.1459	1.31	8180	69.3338%	Fecal		CFU/100 mL	200	283.2	86400	-	6,427.4
5439000	12/19/2000	9	9	0.1459	1.31	8180	69.3338%	Fecal		CFU/100 mL	200	283.2	86400	-	6,427.4
5439000	12/20/2000	9	9	0.1459	1.31	8180	69.3338%	Fecal		CFU/100 mL	200	283.2	86400	-	6,427.4
5439000	1/4/2001	9	9	0.1459	1.31	8180	69.3338%	Fecal		CFU/100 mL	200	283.2	86400	-	6,427.4

Gage ID	Date	Discharge (CFS)	Gage Discharge (less Surrogate NPDES) (CFS)	Watershed Area Ratio	Calculated flow (CFS)	Rank	Flow Exceedance %	Parameter	Results	Units (mg or micro_gram	Limit/Standard	100mL/CF	sec/day	Actual Load (million colonies/day)	Allowable Load (million colonies/day)
5439000	1/5/2001	9	9	0.1459	1.31	8180	69.3338%	Fecal		CFU/100 mL	200	283.2	86400	-	6,427.4
5439000	1/6/2001	9	9	0.1459	1.31	8180	69.3338%	Fecal		CFU/100 mL	200	283.2	86400	-	6,427.4
5439000	1/27/2001	9	9	0.1459	1.31	8180	69.3338%	Fecal		CFU/100 mL	200	283.2	86400	-	6,427.4
5439000	2/4/2002	9	9	0.1459	1.31	8180	69.3338%	Fecal		CFU/100 mL	200	283.2	86400	-	6,427.4
5439000	9/6/2006	9	9	0.1459	1.31	8180	69.3338%	Fecal		CFU/100 mL	200	283.2	86400	-	6,427.4
5439000	2/5/2011	9	9	0.1459	1.31	8180	69.3338%	Fecal		CFU/100 mL	200	283.2	86400	-	6,427.4
5439000	2/7/2011	9	9	0.1459	1.31	8180	69.3338%	Fecal		CFU/100 mL	200	283.2	86400	-	6,427.4
5439000	2/25/2013	9	9	0.1459	1.31	8180	69.3338%	Fecal		CFU/100 mL	200	283.2	86400	-	6,427.4
5439000	2/26/2013	9	9	0.1459	1.31	8180	69.3338%	Fecal		CFU/100 mL	200	283.2	86400	-	6,427.4
5439000	8/12/2015	9	9	0.1459	1.31	8180	69.3338%	Fecal		CFU/100 mL	200	283.2	86400	-	6,427.4
5439000	9/9/2015	9	9	0.1459	1.31	8180	69.3338%	Fecal		CFU/100 mL	200	283.2	86400	-	6,427.4
5439000	6/9/2014	8.99	8.99	0.1459	1.31	8202	69.5203%	Fecal		CFU/100 mL	200	283.2	86400	-	6,420.3
5439000	10/6/2016	8.99	8.99	0.1459	1.31	8202	69.5203%	Fecal		CFU/100 mL	200	283.2	86400	-	6,420.3
5439000	1/3/2015	8.97	8.97	0.1459	1.31	8204	69.5372%	Fecal		CFU/100 mL	200	283.2	86400	-	6,406.0
5439000	7/28/2020	8.97	8.97	0.1459	1.31	8204	69.5372%	Fecal		CFU/100 mL	200	283.2	86400	-	6,406.0
5439000	1/18/2021	8.97	8.97	0.1459	1.31	8204	69.5372%	Fecal		CFU/100 mL	200	283.2	86400	-	6,406.0
5439000	6/30/2003	8.95	8.95	0.1459	1.31	8207	69.5626%	Fecal		CFU/100 mL	200	283.2	86400	-	6,391.7
5439000	7/20/2004	8.95	8.95	0.1459	1.31	8207	69.5626%	Fecal		CFU/100 mL	200	283.2	86400	-	6,391.7
5439000	2/7/2002	8.94	8.94	0.1459	1.30	8209	69.5796%	Fecal		CFU/100 mL	200	283.2	86400	-	6,384.6
5439000	7/12/2002	8.94	8.94	0.1459	1.30	8209	69.5796%	Fecal		CFU/100 mL	200	283.2	86400	-	6,384.6
5439000	10/30/2014	8.94	8.94	0.1459	1.30	8209	69.5796%	Fecal		CFU/100 mL	200	283.2	86400	-	6,384.6
5439000	1/28/2022	8.94	8.94	0.1459	1.30	8209	69.5796%	Fecal		CFU/100 mL	200	283.2	86400	-	6,384.6
5439000	10/22/2007	8.91	8.91	0.1459	1.30	8213	69.6135%	Fecal		CFU/100 mL	200	283.2	86400	-	6,363.1
5439000	10/23/1992	8.9	8.9	0.1459	1.30	8214	69.6220%	Fecal		CFU/100 mL	200	283.2	86400	-	6,356.0
5439000	10/17/1994	8.9	8.9	0.1459	1.30	8214	69.6220%	Fecal		CFU/100 mL	200	283.2	86400	-	6,356.0
5439000	1/2/1996	8.9	8.9	0.1459	1.30	8214	69.6220%	Fecal		CFU/100 mL	200	283.2	86400	-	6,356.0
5439000	1/28/1996	8.9	8.9	0.1459	1.30	8214	69.6220%	Fecal		CFU/100 mL	200	283.2	86400	-	6,356.0
5439000	2/19/1996	8.9	8.9	0.1459	1.30	8214	69.6220%	Fecal		CFU/100 mL	200	283.2	86400	-	6,356.0
5439000	10/14/1999	8.9	8.9	0.1459	1.30	8214	69.6220%	Fecal		CFU/100 mL	200	283.2	86400	-	6,356.0
5439000	12/21/2000	8.9	8.9	0.1459	1.30	8214	69.6220%	Fecal		CFU/100 mL	200	283.2	86400	-	6,356.0
5439000	7/10/2001	8.9	8.9	0.1459	1.30	8214	69.6220%	Fecal		CFU/100 mL	200	283.2	86400	-	6,356.0
5439000	9/9/2001	8.9	8.9	0.1459	1.30	8214	69.6220%	Fecal		CFU/100 mL	200	283.2	86400	-	6,356.0
5439000	1/5/2021	8.88	8.88	0.1459	1.30	8223	69.6983%	Fecal		CFU/100 mL	200	283.2	86400	-	6,341.7
5439000	8/12/2021	8.88	8.88	0.1459	1.30	8223	69.6983%	Fecal		CFU/100 mL	200	283.2	86400	-	6,341.7
5439000	11/4/2014	8.87	8.87	0.1459	1.29	8225	69.7152%	Fecal		CFU/100 mL	200	283.2	86400	-	6,334.6
5439000	5/27/1994	8.86	8.86	0.1459	1.29	8226	69.7237%	Fecal		CFU/100 mL	200	283.2	86400	-	6,327.4
5439000	4/17/2003	8.85	8.85	0.1459	1.29	8227	69.7322%	Fecal		CFU/100 mL	200	283.2	86400	-	6,320.3
5439000	1/4/2015	8.85	8.85	0.1459	1.29	8227	69.7322%	Fecal		CFU/100 mL	200	283.2	86400	-	6,320.3
5439000	1/29/2002	8.83	8.83	0.1459	1.29	8229	69.7491%	Fecal		CFU/100 mL	200	283.2	86400	-	6,306.0
5439000	1/29/2022	8.83	8.83	0.1459	1.29	8229	69.7491%	Fecal		CFU/100 mL	200	283.2	86400	-	6,306.0
5439000	10/23/2007	8.82	8.82	0.1459	1.29	8231	69.7661%	Fecal		CFU/100 mL	200	283.2	86400	-	6,298.9
5439000	2/24/2021	8.82	8.82	0.1459	1.29	8231	69.7661%	Fecal		CFU/100 mL	200	283.2	86400	-	6,298.9
5439000	9/11/1990	8.8	8.8	0.1459	1.28	8233	69.7830%	Fecal		CFU/100 mL	200	283.2	86400	-	6,284.6
5439000	2/7/1996	8.8	8.8	0.1459	1.28	8233	69.7830%	Fecal		CFU/100 mL	200	283.2	86400	-	6,284.6
5439000	3/9/1996	8.8	8.8	0.1459	1.28	8233	69.7830%	Fecal		CFU/100 mL	200	283.2	86400	-	6,284.6
5439000	10/27/1997	8.8	8.8	0.1459	1.28	8233	69.7830%	Fecal		CFU/100 mL	200	283.2	86400	-	6,284.6
5439000	12/22/2000	8.8	8.8	0.1459	1.28	8233	69.7830%	Fecal		CFU/100 mL	200	283.2	86400	-	6,284.6
5439000	12/23/2000	8.8	8.8	0.1459	1.28	8233	69.7830%	Fecal		CFU/100 mL	200	283.2	86400	-	6,284.6
5439000	5/28/1994	8.78	8.78	0.1459	1.28	8239	69.8339%	Fecal		CFU/100 mL	200	283.2	86400	-	6,270.3
5439000	1/5/2015	8.78	8.78	0.1459	1.28	8239	69.8339%	Fecal		CFU/100 mL	200	283.2	86400	-	6,270.3
5439000	1/20/2002	8.76	8.76	0.1459	1.28	8241	69.8508%	Fecal		CFU/100 mL	200	283.2	86400	-	6,256.0
5439000	1/30/2002	8.76	8.76	0.1459	1.28	8241	69.8508%	Fecal		CFU/100 mL	200	283.2	86400	-	6,256.0
5439000	11/23/2007	8.76	8.76	0.1459	1.28	8241	69.8508%	Fecal		CFU/100 mL	200	283.2	86400	-	6,256.0
5439000	10/12/2009	8.75	8.75	0.1459	1.28	8244	69.8763%	Fecal		CFU/100 mL	200	283.2	86400	-	6,248.9
5439000	8/4/2016	8.73	8.73	0.1459	1.27	8245	69.8847%	Fecal		CFU/100 mL	200	283.2	86400	-	6,234.6
5439000	12/29/2020	8.73	8.73	0.1459	1.27	8245	69.8847%	Fecal		CFU/100 mL	200	283.2	86400	-	6,234.6
5439000	1/6/2015	8.71	8.71	0.1459	1.27	8247	69.9017%	Fecal		CFU/100 mL	200	283.2	86400	-	6,220.3
5439000	7/7/1992	8.7	8.7	0.1459	1.27	8248	69.9102%	Fecal		CFU/100 mL	200	283.2	86400	-	6,213.2
5439000	1/26/1996	8.7	8.7	0.1459	1.27	8248	69.9102%	Fecal		CFU/100 mL	200	283.2	86400	-	6,213.2
5439000	2/22/1996	8.7	8.7	0.1459	1.27	8248	69.9102%	Fecal		CFU/100 mL	200	283.2	86400	-	6,213.2
5439000	12/24/2000	8.7	8.7	0.1459	1.27	8248	69.9102%	Fecal		CFU/100 mL	200	283.2	86400	-	6,213.2
5439000	1/3/2001	8.7	8.7	0.1459	1.27	8248	69.9102%	Fecal		CFU/100 mL	200	283.2	86400	-	6,213.2
5439000	1/28/2001	8.7	8.7	0.1459	1.27	8248	69.9102%	Fecal		CFU/100 mL	200	283.2	86400	-	6,213.2
5439000	2/8/2011	8.7	8.7	0.1459	1.27	8248	69.9102%	Fecal		CFU/100 mL	200	283.2	86400	-	6,213.2
5439000	12/8/2020	8.68	8.68	0.1459	1.27	8255	69.9695%	Fecal		CFU/100 mL	200	283.2	86400	-	6,198.9
5439000	1/20/2021	8.67	8.67	0.1459	1.27	8256	69.9780%	Fecal		CFU/100 mL	200	283.2	86400	-	6,191.7
5439000	9/10/2009	8.66	8.66	0.1459	1.26	8257	69.9864%	Fecal		CFU/100 mL	200	283.2	86400	-	6,184.6
5439000	2/23/2021	8.66	8.66	0.1459	1.26	8257	69.9864%	Fecal		CFU/100 mL	200	283.2	86400	-	6,184.6
5439000	10/4/2011	8.65	8.65	0.1459	1.26	8259	70.0034%	Fecal		CFU/100 mL	200	283.2	86400	-	6,177.4
5439000	7/18/2016	8.65	8.65	0.1459	1.26	8259	70.0034%	Fecal		CFU/100 mL	200	283.2	86400	-	6,177.4
5439000	2/11/2022	8.65	8.65	0.1459	1.26	8259	70.0034%	Fecal		CFU/100 mL	200	283.2	86400	-	6,177.4
5439000	10/22/2012	8.64	8.64	0.1459	1.26	8262	70.0288%	Fecal		CFU/100 mL	200	283.2	86400	-	6,170.3
5439000	8/8/2015	8.63	8.63	0.1459	1.26	8263	70.0373%	Fecal		CFU/100 mL	200	283.2	86400	-	6,163.2
5439000	1/30/2022	8.63	8.63	0.1459	1.26	8263	70.0373%	Fecal		CFU/100 mL	200	283.2	86400	-	6,163.2
5439000	10/26/2007	8.62	8.62	0.1459	1.26	8265	70.0542%	Fecal		CFU/100 mL	200	283.2	86400	-	6,156.0
5439000	6/24/2012	8.61	8.61	0.1459	1.26	8266	70.0627%	Fecal		CFU/100 mL	200	283.2	86400	-	6,148.9
5439000	11/22/2016	8.61	8.61	0.1459	1.26	8266	70.0627%	Fecal		CFU/100 mL	200	283.2	86400	-	6,148.9
5439000	8/6/1992	8.6	8.6	0.1459	1.26	8268	70.0797%	Fecal		CFU/100 mL	200	283.2	86400	-	6,141.7
5439000	10/21/1994	8.6	8.6	0.1459	1.26	8268	70.0797%	Fecal		CFU/100 mL	200	283.2	86400	-	6,141.7
5439000	1/29/1996	8.6	8.6	0.1459	1.26	8268	70.0797%	Fecal		CFU/100 mL	200	283.2	86400	-	6,141.7
5439000	11/26/1996	8.6	8.6	0.1459	1.26	8268	70.0797%	Fecal		CFU/100 mL	200	283.2	86400	-	6,141.7
5439000	10/9/1999	8.6	8.6	0.1459	1.26	8268	70.0797%	Fecal		CFU/100 mL	200	283.2	86400	-	6,141.7
5439000	12/28/2000	8.6	8.6	0.1459	1.26	8268	70.0797%	Fecal		CFU/100 mL	200	283.2	86400	-	6,141.7
5439000	12/29/2000	8.6	8.6	0.1459	1.26	8268	70.0797%	Fecal		CFU/100 mL	200	283.2	86400	-	6,141.7
5439000	12/30/2000	8.6	8.6	0.1459	1.26	8268	70.0797%	Fecal		CFU/100 mL	200	283.2	86400	-	6,141.7
5439000	12/31/2000	8.6	8.6	0.1459	1.26	8268	70.0797%	Fecal		CFU/100 mL	200	283.2	86400	-	6,141.7
5439000	1/1/2001	8.6	8.6	0.1459	1.26	8268	70.0797%	Fecal		CFU/100 mL	200	283.2	86400	-	6,141.7
5439000	1/2/2001	8.6	8.6	0.1459	1.26	8268	70.0797%	Fecal		CFU/100 mL	200	283.2	86400	-	6,141.7
5439000	1/17/2002	8.6	8.6	0.1459	1.26	8268	70.0797%	Fecal		CFU/100 mL	200	283.2	86400	-	6,141.7
5439000	12/22/2003	8.6	8.6	0.1459	1.26	8268	70.0797%	Fecal		CFU/100 mL	200	283.2	86400	-	6,141.7

Gage ID	Date	Discharge (CFS)	Gage Discharge (less Surrogate NPDES) (CFS)	Watershed Area Ratio	Calculated flow (CFS)	Rank	Flow Exceedance %	Parameter	Results	Units (mg or micro_gram	Limit/Standard	100mL/CF	sec/day	Actual Load (million colonies/day)	Allowable Load (million colonies/day)
5439000	3/24/2006	8.6	8.6	0.1459	1.26	8268	70.0797%	Fecal		CFU/100 mL	200	283.2	86400	-	6,141.7
5439000	8/1/2021	8.6	8.6	0.1459	1.26	8268	70.0797%	Fecal		CFU/100 mL	200	283.2	86400	-	6,141.7
5439000	11/10/2015	8.59	8.59	0.1459	1.25	8283	70.2068%	Fecal		CFU/100 mL	200	283.2	86400	-	6,134.6
5439000	7/1/2012	8.58	8.58	0.1459	1.25	8284	70.2153%	Fecal		CFU/100 mL	200	283.2	86400	-	6,127.5
5439000	1/1/2005	8.56	8.56	0.1459	1.25	8285	70.2238%	Fecal		CFU/100 mL	200	283.2	86400	-	6,113.2
5439000	10/11/2021	8.54	8.54	0.1459	1.25	8286	70.2322%	Fecal		CFU/100 mL	200	283.2	86400	-	6,098.9
5439000	12/9/2020	8.53	8.53	0.1459	1.24	8287	70.2407%	Fecal		CFU/100 mL	200	283.2	86400	-	6,091.8
5439000	1/7/2015	8.52	8.52	0.1459	1.24	8288	70.2492%	Fecal		CFU/100 mL	200	283.2	86400	-	6,084.6
5439000	2/21/2021	8.52	8.52	0.1459	1.24	8288	70.2492%	Fecal		CFU/100 mL	200	283.2	86400	-	6,084.6
5439000	9/22/1990	8.5	8.5	0.1459	1.24	8290	70.2661%	Fecal		CFU/100 mL	200	283.2	86400	-	6,070.3
5439000	10/22/1994	8.5	8.5	0.1459	1.24	8290	70.2661%	Fecal		CFU/100 mL	200	283.2	86400	-	6,070.3
5439000	10/23/1994	8.5	8.5	0.1459	1.24	8290	70.2661%	Fecal		CFU/100 mL	200	283.2	86400	-	6,070.3
5439000	12/8/1999	8.5	8.5	0.1459	1.24	8290	70.2661%	Fecal		CFU/100 mL	200	283.2	86400	-	6,070.3
5439000	1/26/2001	8.5	8.5	0.1459	1.24	8290	70.2661%	Fecal		CFU/100 mL	200	283.2	86400	-	6,070.3
5439000	2/3/2011	8.5	8.5	0.1459	1.24	8290	70.2661%	Fecal		CFU/100 mL	200	283.2	86400	-	6,070.3
5439000	2/4/2011	8.5	8.5	0.1459	1.24	8290	70.2661%	Fecal		CFU/100 mL	200	283.2	86400	-	6,070.3
5439000	2/9/2011	8.5	8.5	0.1459	1.24	8290	70.2661%	Fecal		CFU/100 mL	200	283.2	86400	-	6,070.3
5439000	2/10/2011	8.5	8.5	0.1459	1.24	8290	70.2661%	Fecal		CFU/100 mL	200	283.2	86400	-	6,070.3
5439000	12/24/2020	8.5	8.5	0.1459	1.24	8290	70.2661%	Fecal		CFU/100 mL	200	283.2	86400	-	6,070.3
5439000	11/26/2016	8.49	8.49	0.1459	1.24	8300	70.3509%	Fecal		CFU/100 mL	200	283.2	86400	-	6,063.2
5439000	7/9/2006	8.48	8.48	0.1459	1.24	8301	70.3594%	Fecal		CFU/100 mL	200	283.2	86400	-	6,056.0
5439000	8/4/2007	8.48	8.48	0.1459	1.24	8301	70.3594%	Fecal		CFU/100 mL	200	283.2	86400	-	6,056.0
5439000	2/20/2021	8.47	8.47	0.1459	1.24	8303	70.3763%	Fecal		CFU/100 mL	200	283.2	86400	-	6,048.9
5439000	10/14/2003	8.46	8.46	0.1459	1.23	8304	70.3848%	Fecal		CFU/100 mL	200	283.2	86400	-	6,041.8
5439000	5/29/1994	8.45	8.45	0.1459	1.23	8305	70.3933%	Fecal		CFU/100 mL	200	283.2	86400	-	6,034.6
5439000	7/29/2020	8.45	8.45	0.1459	1.23	8305	70.3933%	Fecal		CFU/100 mL	200	283.2	86400	-	6,034.6
5439000	1/11/2005	8.44	8.44	0.1459	1.23	8307	70.4102%	Fecal		CFU/100 mL	200	283.2	86400	-	6,027.5
5439000	4/7/2003	8.43	8.43	0.1459	1.23	8308	70.4187%	Fecal		CFU/100 mL	200	283.2	86400	-	6,020.3
5439000	8/3/2009	8.43	8.43	0.1459	1.23	8308	70.4187%	Fecal		CFU/100 mL	200	283.2	86400	-	6,020.3
5439000	2/18/2021	8.43	8.43	0.1459	1.23	8308	70.4187%	Fecal		CFU/100 mL	200	283.2	86400	-	6,020.3
5439000	2/22/2021	8.43	8.43	0.1459	1.23	8308	70.4187%	Fecal		CFU/100 mL	200	283.2	86400	-	6,020.3
5439000	8/16/2002	8.42	8.42	0.1459	1.23	8312	70.4526%	Fecal		CFU/100 mL	200	283.2	86400	-	6,013.2
5439000	7/31/2019	8.42	8.42	0.1459	1.23	8312	70.4526%	Fecal		CFU/100 mL	200	283.2	86400	-	6,013.2
5439000	12/26/2020	8.41	8.41	0.1459	1.23	8314	70.4696%	Fecal		CFU/100 mL	200	283.2	86400	-	6,006.1
5439000	2/19/2021	8.41	8.41	0.1459	1.23	8314	70.4696%	Fecal		CFU/100 mL	200	283.2	86400	-	6,006.1
5439000	11/6/1991	8.4	8.4	0.1459	1.23	8316	70.4865%	Fecal		CFU/100 mL	200	283.2	86400	-	5,998.9
5439000	10/26/1992	8.4	8.4	0.1459	1.23	8316	70.4865%	Fecal		CFU/100 mL	200	283.2	86400	-	5,998.9
5439000	10/27/1992	8.4	8.4	0.1459	1.23	8316	70.4865%	Fecal		CFU/100 mL	200	283.2	86400	-	5,998.9
5439000	10/18/1994	8.4	8.4	0.1459	1.23	8316	70.4865%	Fecal		CFU/100 mL	200	283.2	86400	-	5,998.9
5439000	12/24/1995	8.4	8.4	0.1459	1.23	8316	70.4865%	Fecal		CFU/100 mL	200	283.2	86400	-	5,998.9
5439000	1/3/1996	8.4	8.4	0.1459	1.23	8316	70.4865%	Fecal		CFU/100 mL	200	283.2	86400	-	5,998.9
5439000	1/9/1996	8.4	8.4	0.1459	1.23	8316	70.4865%	Fecal		CFU/100 mL	200	283.2	86400	-	5,998.9
5439000	9/11/1996	8.4	8.4	0.1459	1.23	8316	70.4865%	Fecal		CFU/100 mL	200	283.2	86400	-	5,998.9
5439000	10/3/1998	8.4	8.4	0.1459	1.23	8316	70.4865%	Fecal		CFU/100 mL	200	283.2	86400	-	5,998.9
5439000	9/28/2000	8.4	8.4	0.1459	1.23	8316	70.4865%	Fecal		CFU/100 mL	200	283.2	86400	-	5,998.9
5439000	2/5/2002	8.4	8.4	0.1459	1.23	8316	70.4865%	Fecal		CFU/100 mL	200	283.2	86400	-	5,998.9
5439000	12/25/2020	8.4	8.4	0.1459	1.23	8316	70.4865%	Fecal		CFU/100 mL	200	283.2	86400	-	5,998.9
5439000	1/31/2022	8.38	8.38	0.1459	1.22	8328	70.5882%	Fecal		CFU/100 mL	200	283.2	86400	-	5,984.6
5439000	10/6/2011	8.37	8.37	0.1459	1.22	8329	70.5967%	Fecal		CFU/100 mL	200	283.2	86400	-	5,977.5
5439000	12/27/2020	8.37	8.37	0.1459	1.22	8329	70.5967%	Fecal		CFU/100 mL	200	283.2	86400	-	5,977.5
5439000	12/28/2020	8.36	8.36	0.1459	1.22	8331	70.6137%	Fecal		CFU/100 mL	200	283.2	86400	-	5,970.3
5439000	3/2/2013	8.35	8.35	0.1459	1.22	8332	70.6221%	Fecal		CFU/100 mL	200	283.2	86400	-	5,963.2
5439000	11/19/2013	8.34	8.34	0.1459	1.22	8333	70.6306%	Fecal		CFU/100 mL	200	283.2	86400	-	5,956.1
5439000	12/7/2020	8.32	8.32	0.1459	1.21	8334	70.6391%	Fecal		CFU/100 mL	200	283.2	86400	-	5,941.8
5439000	1/14/2021	8.32	8.32	0.1459	1.21	8334	70.6391%	Fecal		CFU/100 mL	200	283.2	86400	-	5,941.8
5439000	3/23/2006	8.31	8.31	0.1459	1.21	8336	70.6560%	Fecal		CFU/100 mL	200	283.2	86400	-	5,934.6
5439000	1/2/1990	8.3	8.3	0.1459	1.21	8337	70.6645%	Fecal		CFU/100 mL	200	283.2	86400	-	5,927.5
5439000	9/26/1994	8.3	8.3	0.1459	1.21	8337	70.6645%	Fecal		CFU/100 mL	200	283.2	86400	-	5,927.5
5439000	10/20/1994	8.3	8.3	0.1459	1.21	8337	70.6645%	Fecal		CFU/100 mL	200	283.2	86400	-	5,927.5
5439000	12/26/1995	8.3	8.3	0.1459	1.21	8337	70.6645%	Fecal		CFU/100 mL	200	283.2	86400	-	5,927.5
5439000	4/5/1996	8.3	8.3	0.1459	1.21	8337	70.6645%	Fecal		CFU/100 mL	200	283.2	86400	-	5,927.5
5439000	10/23/1996	8.3	8.3	0.1459	1.21	8337	70.6645%	Fecal		CFU/100 mL	200	283.2	86400	-	5,927.5
5439000	7/27/1998	8.3	8.3	0.1459	1.21	8337	70.6645%	Fecal		CFU/100 mL	200	283.2	86400	-	5,927.5
5439000	1/3/1999	8.3	8.3	0.1459	1.21	8337	70.6645%	Fecal		CFU/100 mL	200	283.2	86400	-	5,927.5
5439000	10/15/1999	8.3	8.3	0.1459	1.21	8337	70.6645%	Fecal		CFU/100 mL	200	283.2	86400	-	5,927.5
5439000	12/25/2000	8.3	8.3	0.1459	1.21	8337	70.6645%	Fecal		CFU/100 mL	200	283.2	86400	-	5,927.5
5439000	12/27/2000	8.3	8.3	0.1459	1.21	8337	70.6645%	Fecal		CFU/100 mL	200	283.2	86400	-	5,927.5
5439000	10/1/2009	8.27	8.27	0.1459	1.21	8348	70.7578%	Fecal		CFU/100 mL	200	283.2	86400	-	5,906.1
5439000	7/26/2018	8.27	8.27	0.1459	1.21	8348	70.7578%	Fecal		CFU/100 mL	200	283.2	86400	-	5,906.1
5439000	11/16/2020	8.26	8.26	0.1459	1.21	8350	70.7747%	Fecal		CFU/100 mL	200	283.2	86400	-	5,898.9
5439000	9/22/2009	8.25	8.25	0.1459	1.20	8351	70.7832%	Fecal		CFU/100 mL	200	283.2	86400	-	5,891.8
5439000	10/13/2009	8.24	8.24	0.1459	1.20	8352	70.7917%	Fecal		CFU/100 mL	200	283.2	86400	-	5,884.6
5439000	2/17/2021	8.24	8.24	0.1459	1.20	8352	70.7917%	Fecal		CFU/100 mL	200	283.2	86400	-	5,884.6
5439000	1/20/2022	8.24	8.24	0.1459	1.20	8352	70.7917%	Fecal		CFU/100 mL	200	283.2	86400	-	5,884.6
5439000	11/4/2004	8.22	8.22	0.1459	1.20	8355	70.8171%	Fecal		CFU/100 mL	200	283.2	86400	-	5,870.4
5439000	1/8/2015	8.22	8.22	0.1459	1.20	8355	70.8171%	Fecal		CFU/100 mL	200	283.2	86400	-	5,870.4
5439000	12/24/2017	8.22	8.22	0.1459	1.20	8355	70.8171%	Fecal		CFU/100 mL	200	283.2	86400	-	5,870.4
5439000	6/24/1992	8.2	8.2	0.1459	1.20	8358	70.8425%	Fecal		CFU/100 mL	200	283.2	86400	-	5,856.1
5439000	10/28/1992	8.2	8.2	0.1459	1.20	8358	70.8425%	Fecal		CFU/100 mL	200	283.2	86400	-	5,856.1
5439000	10/19/1994	8.2	8.2	0.1459	1.20	8358	70.8425%	Fecal		CFU/100 mL	200	283.2	86400	-	5,856.1
5439000	7/16/1999	8.2	8.2	0.1459	1.20	8358	70.8425%	Fecal		CFU/100 mL	200	283.2	86400	-	5,856.1
5439000	8/25/1999	8.2	8.2	0.1459	1.20	8358	70.8425%	Fecal		CFU/100 mL	200	283.2	86400	-	5,856.1
5439000	1/18/2002	8.2	8.2	0.1459	1.20	8358	70.8425%	Fecal		CFU/100 mL	200	283.2	86400	-	5,856.1
5439000	12/23/2003	8.19	8.19	0.1459	1.20	8364	70.8934%	Fecal		CFU/100 mL	200	283.2	86400	-	5,848.9
5439000	4/1/2006	8.19	8.19	0.1459	1.20	8364	70.8934%	Fecal		CFU/100 mL	200	283.2	86400	-	5,848.9
5439000	3/3/2013	8.19	8.19	0.1459	1.20	8364	70.8934%	Fecal		CFU/100 mL	200	283.2	86400	-	5,848.9
5439000	7/6/2003	8.17	8.17	0.1459	1.19	8367	70.9188%	Fecal		CFU/100 mL	200	283.2	86400	-	5,834.7
5439000	10/21/2001	8.16	8.16	0.1459	1.19	8368	70.9273%	Fecal		CFU/100 mL	200	283.2	86400	-	5,827.5
5439000	6/11/2005	8.15	8.15	0.1459	1.19	8369	70.9358%	Fecal		CFU/100 mL	200	283.2	86400	-	5,820.4
5439000	2/6/2002	8.14	8.14	0.1459	1.19	8370	70.9442%	Fecal		CFU/100 mL	200	283.2	86400	-	5,813.2

Gage ID	Date	Discharge (CFS)	Gage Discharge (less Surrogate NPDES) (CFS)	Watershed Area Ratio	Calculated flow (CFS)	Rank	Flow Exceedance %	Parameter	Results	Units (mg or micro_gram	Limit/Standard	100mL/CF	sec/day	Actual Load (million colonies/day)	Allowable Load (million colonies/day)
5439000	2/1/2022	8.13	8.13	0.1459	1.19	8371	70.9527%	Fecal		CFU/100 mL	200	283.2	86400	-	5,806.1
5439000	10/19/2001	8.12	8.12	0.1459	1.18	8372	70.9612%	Fecal		CFU/100 mL	200	283.2	86400	-	5,798.9
5439000	9/8/2008	8.12	8.12	0.1459	1.18	8372	70.9612%	Fecal		CFU/100 mL	200	283.2	86400	-	5,798.9
5439000	9/18/2012	8.12	8.12	0.1459	1.18	8372	70.9612%	Fecal		CFU/100 mL	200	283.2	86400	-	5,798.9
5439000	6/25/1992	8.1	8.1	0.1459	1.18	8375	70.9866%	Fecal		CFU/100 mL	200	283.2	86400	-	5,784.7
5439000	10/29/1992	8.1	8.1	0.1459	1.18	8375	70.9866%	Fecal		CFU/100 mL	200	283.2	86400	-	5,784.7
5439000	10/24/1994	8.1	8.1	0.1459	1.18	8375	70.9866%	Fecal		CFU/100 mL	200	283.2	86400	-	5,784.7
5439000	10/29/1994	8.1	8.1	0.1459	1.18	8375	70.9866%	Fecal		CFU/100 mL	200	283.2	86400	-	5,784.7
5439000	2/23/1996	8.1	8.1	0.1459	1.18	8375	70.9866%	Fecal		CFU/100 mL	200	283.2	86400	-	5,784.7
5439000	4/11/1996	8.1	8.1	0.1459	1.18	8375	70.9866%	Fecal		CFU/100 mL	200	283.2	86400	-	5,784.7
5439000	12/26/2000	8.1	8.1	0.1459	1.18	8375	70.9866%	Fecal		CFU/100 mL	200	283.2	86400	-	5,784.7
5439000	9/22/2001	8.1	8.1	0.1459	1.18	8375	70.9866%	Fecal		CFU/100 mL	200	283.2	86400	-	5,784.7
5439000	1/4/2018	8.09	8.09	0.1459	1.18	8383	71.0544%	Fecal		CFU/100 mL	200	283.2	86400	-	5,777.5
5439000	9/10/2019	8.09	8.09	0.1459	1.18	8383	71.0544%	Fecal		CFU/100 mL	200	283.2	86400	-	5,777.5
5439000	12/18/2002	8.07	8.07	0.1459	1.18	8385	71.0714%	Fecal		CFU/100 mL	200	283.2	86400	-	5,763.2
5439000	1/19/2002	8.06	8.06	0.1459	1.18	8386	71.0798%	Fecal		CFU/100 mL	200	283.2	86400	-	5,756.1
5439000	11/28/2005	8.05	8.05	0.1459	1.17	8387	71.0883%	Fecal		CFU/100 mL	200	283.2	86400	-	5,749.0
5439000	10/31/2014	8.05	8.05	0.1459	1.17	8387	71.0883%	Fecal		CFU/100 mL	200	283.2	86400	-	5,749.0
5439000	5/30/1994	8.04	8.04	0.1459	1.17	8389	71.1053%	Fecal		CFU/100 mL	200	283.2	86400	-	5,741.8
5439000	7/23/2003	8.04	8.04	0.1459	1.17	8389	71.1053%	Fecal		CFU/100 mL	200	283.2	86400	-	5,741.8
5439000	11/6/2014	8.03	8.03	0.1459	1.17	8391	71.1222%	Fecal		CFU/100 mL	200	283.2	86400	-	5,734.7
5439000	7/18/2017	8.03	8.03	0.1459	1.17	8391	71.1222%	Fecal		CFU/100 mL	200	283.2	86400	-	5,734.7
5439000	12/10/2020	8.02	8.02	0.1459	1.17	8393	71.1392%	Fecal		CFU/100 mL	200	283.2	86400	-	5,727.5
5439000	4/8/2003	8.01	8.01	0.1459	1.17	8394	71.1477%	Fecal		CFU/100 mL	200	283.2	86400	-	5,720.4
5439000	1/2/2018	8.01	8.01	0.1459	1.17	8394	71.1477%	Fecal		CFU/100 mL	200	283.2	86400	-	5,720.4
5439000	10/4/1991	8	8	0.1459	1.17	8396	71.1646%	Fecal		CFU/100 mL	200	283.2	86400	-	5,713.2
5439000	7/14/1992	8	8	0.1459	1.17	8396	71.1646%	Fecal		CFU/100 mL	200	283.2	86400	-	5,713.2
5439000	10/31/1992	8	8	0.1459	1.17	8396	71.1646%	Fecal		CFU/100 mL	200	283.2	86400	-	5,713.2
5439000	7/29/1995	8	8	0.1459	1.17	8396	71.1646%	Fecal		CFU/100 mL	200	283.2	86400	-	5,713.2
5439000	12/25/1995	8	8	0.1459	1.17	8396	71.1646%	Fecal		CFU/100 mL	200	283.2	86400	-	5,713.2
5439000	1/4/1996	8	8	0.1459	1.17	8396	71.1646%	Fecal		CFU/100 mL	200	283.2	86400	-	5,713.2
5439000	1/8/1996	8	8	0.1459	1.17	8396	71.1646%	Fecal		CFU/100 mL	200	283.2	86400	-	5,713.2
5439000	7/18/1997	8	8	0.1459	1.17	8396	71.1646%	Fecal		CFU/100 mL	200	283.2	86400	-	5,713.2
5439000	7/28/1998	8	8	0.1459	1.17	8396	71.1646%	Fecal		CFU/100 mL	200	283.2	86400	-	5,713.2
5439000	10/7/1998	8	8	0.1459	1.17	8396	71.1646%	Fecal		CFU/100 mL	200	283.2	86400	-	5,713.2
5439000	1/6/1999	8	8	0.1459	1.17	8396	71.1646%	Fecal		CFU/100 mL	200	283.2	86400	-	5,713.2
5439000	11/11/1999	8	8	0.1459	1.17	8396	71.1646%	Fecal		CFU/100 mL	200	283.2	86400	-	5,713.2
5439000	12/18/2004	8	8	0.1459	1.17	8396	71.1646%	Fecal		CFU/100 mL	200	283.2	86400	-	5,713.2
5439000	2/4/2013	8	8	0.1459	1.17	8396	71.1646%	Fecal		CFU/100 mL	200	283.2	86400	-	5,713.2
5439000	11/1/2014	7.99	7.99	0.1459	1.17	8410	71.2833%	Fecal		CFU/100 mL	200	283.2	86400	-	5,706.1
5439000	10/23/2010	7.98	7.98	0.1459	1.16	8411	71.2917%	Fecal		CFU/100 mL	200	283.2	86400	-	5,699.0
5439000	10/7/2009	7.97	7.97	0.1459	1.16	8412	71.3002%	Fecal		CFU/100 mL	200	283.2	86400	-	5,691.8
5439000	10/30/2015	7.96	7.96	0.1459	1.16	8413	71.3087%	Fecal		CFU/100 mL	200	283.2	86400	-	5,684.7
5439000	7/25/1994	7.95	7.95	0.1459	1.16	8414	71.3172%	Fecal		CFU/100 mL	200	283.2	86400	-	5,677.5
5439000	1/28/2006	7.94	7.94	0.1459	1.16	8415	71.3256%	Fecal		CFU/100 mL	200	283.2	86400	-	5,670.4
5439000	7/10/2006	7.94	7.94	0.1459	1.16	8415	71.3256%	Fecal		CFU/100 mL	200	283.2	86400	-	5,670.4
5439000	10/2/2006	7.94	7.94	0.1459	1.16	8415	71.3256%	Fecal		CFU/100 mL	200	283.2	86400	-	5,670.4
5439000	11/8/1991	7.9	7.9	0.1459	1.15	8418	71.3511%	Fecal		CFU/100 mL	200	283.2	86400	-	5,641.8
5439000	6/21/1992	7.9	7.9	0.1459	1.15	8418	71.3511%	Fecal		CFU/100 mL	200	283.2	86400	-	5,641.8
5439000	9/12/1996	7.9	7.9	0.1459	1.15	8418	71.3511%	Fecal		CFU/100 mL	200	283.2	86400	-	5,641.8
5439000	7/12/1997	7.9	7.9	0.1459	1.15	8418	71.3511%	Fecal		CFU/100 mL	200	283.2	86400	-	5,641.8
5439000	10/24/2007	7.9	7.9	0.1459	1.15	8418	71.3511%	Fecal		CFU/100 mL	200	283.2	86400	-	5,641.8
5439000	1/31/2021	7.9	7.9	0.1459	1.15	8418	71.3511%	Fecal		CFU/100 mL	200	283.2	86400	-	5,641.8
5439000	2/2/2022	7.89	7.89	0.1459	1.15	8424	71.4019%	Fecal		CFU/100 mL	200	283.2	86400	-	5,634.7
5439000	1/7/2005	7.88	7.88	0.1459	1.15	8425	71.4104%	Fecal		CFU/100 mL	200	283.2	86400	-	5,627.5
5439000	10/4/2018	7.88	7.88	0.1459	1.15	8425	71.4104%	Fecal		CFU/100 mL	200	283.2	86400	-	5,627.5
5439000	7/17/2003	7.87	7.87	0.1459	1.15	8427	71.4274%	Fecal		CFU/100 mL	200	283.2	86400	-	5,620.4
5439000	9/25/2016	7.87	7.87	0.1459	1.15	8427	71.4274%	Fecal		CFU/100 mL	200	283.2	86400	-	5,620.4
5439000	12/30/2010	7.86	7.86	0.1459	1.15	8429	71.4443%	Fecal		CFU/100 mL	200	283.2	86400	-	5,613.3
5439000	7/12/2006	7.85	7.85	0.1459	1.15	8430	71.4528%	Fecal		CFU/100 mL	200	283.2	86400	-	5,606.1
5439000	3/8/2013	7.84	7.84	0.1459	1.14	8431	71.4613%	Fecal		CFU/100 mL	200	283.2	86400	-	5,599.0
5439000	12/13/2021	7.84	7.84	0.1459	1.14	8431	71.4613%	Fecal		CFU/100 mL	200	283.2	86400	-	5,599.0
5439000	9/7/2014	7.83	7.83	0.1459	1.14	8433	71.4782%	Fecal		CFU/100 mL	200	283.2	86400	-	5,591.8
5439000	11/14/2006	7.82	7.82	0.1459	1.14	8434	71.4867%	Fecal		CFU/100 mL	200	283.2	86400	-	5,584.7
5439000	6/23/1992	7.8	7.8	0.1459	1.14	8435	71.4952%	Fecal		CFU/100 mL	200	283.2	86400	-	5,570.4
5439000	8/8/1992	7.8	7.8	0.1459	1.14	8435	71.4952%	Fecal		CFU/100 mL	200	283.2	86400	-	5,570.4
5439000	3/10/1996	7.8	7.8	0.1459	1.14	8435	71.4952%	Fecal		CFU/100 mL	200	283.2	86400	-	5,570.4
5439000	3/11/1996	7.8	7.8	0.1459	1.14	8435	71.4952%	Fecal		CFU/100 mL	200	283.2	86400	-	5,570.4
5439000	11/6/1997	7.8	7.8	0.1459	1.14	8435	71.4952%	Fecal		CFU/100 mL	200	283.2	86400	-	5,570.4
5439000	10/14/2009	7.8	7.8	0.1459	1.14	8435	71.4952%	Fecal		CFU/100 mL	200	283.2	86400	-	5,570.4
5439000	8/26/2014	7.79	7.79	0.1459	1.14	8441	71.5460%	Fecal		CFU/100 mL	200	283.2	86400	-	5,563.3
5439000	1/9/2022	7.78	7.78	0.1459	1.14	8442	71.5545%	Fecal		CFU/100 mL	200	283.2	86400	-	5,556.1
5439000	1/10/2022	7.78	7.78	0.1459	1.14	8442	71.5545%	Fecal		CFU/100 mL	200	283.2	86400	-	5,556.1
5439000	11/7/2014	7.77	7.77	0.1459	1.13	8444	71.5715%	Fecal		CFU/100 mL	200	283.2	86400	-	5,549.0
5439000	1/9/2015	7.77	7.77	0.1459	1.13	8444	71.5715%	Fecal		CFU/100 mL	200	283.2	86400	-	5,549.0
5439000	3/25/2006	7.76	7.76	0.1459	1.13	8446	71.5884%	Fecal		CFU/100 mL	200	283.2	86400	-	5,541.9
5439000	11/29/2007	7.76	7.76	0.1459	1.13	8446	71.5884%	Fecal		CFU/100 mL	200	283.2	86400	-	5,541.9
5439000	11/19/2003	7.75	7.75	0.1459	1.13	8448	71.6054%	Fecal		CFU/100 mL	200	283.2	86400	-	5,534.7
5439000	8/11/2009	7.73	7.73	0.1459	1.13	8449	71.6138%	Fecal		CFU/100 mL	200	283.2	86400	-	5,520.4
5439000	11/9/2014	7.73	7.73	0.1459	1.13	8449	71.6138%	Fecal		CFU/100 mL	200	283.2	86400	-	5,520.4
5439000	8/2/2016	7.73	7.73	0.1459	1.13	8449	71.6138%	Fecal		CFU/100 mL	200	283.2	86400	-	5,520.4
5439000	11/1/2021	7.73	7.73	0.1459	1.13	8449	71.6138%	Fecal		CFU/100 mL	200	283.2	86400	-	5,520.4
5439000	7/23/2004	7.72	7.72	0.1459	1.13	8453	71.6477%	Fecal		CFU/100 mL	200	283.2	86400	-	5,513.3
5439000	10/27/2020	7.71	7.71	0.1459	1.13	8454	71.6562%	Fecal		CFU/100 mL	200	283.2	86400	-	5,506.1
5439000	9/12/1990	7.7	7.7	0.1459	1.12	8455	71.6647%	Fecal		CFU/100 mL	200	283.2	86400	-	5,499.0
5439000	10/26/1994	7.7	7.7	0.1459	1.12	8455	71.6647%	Fecal		CFU/100 mL	200	283.2	86400	-	5,499.0
5439000	1/5/1996	7.7	7.7	0.1459	1.12	8455	71.6647%	Fecal		CFU/100 mL	200	283.2	86400	-	5,499.0
5439000	1/6/1996	7.7	7.7	0.1459	1.12	8455	71.6647%	Fecal		CFU/100 mL	200	283.2	86400	-	5,499.0
5439000	1/7/1996	7.7	7.7	0.1459	1.12	8455	71.6647%	Fecal		CFU/100 mL	200	283.2	86400	-	5,499.0
5439000	10/10/1999	7.7	7.7	0.1459	1.12	8455	71.6647%	Fecal		CFU/100 mL	200	283.2	86400	-	5,499.0

Gage ID	Date	Discharge (CFS)	Gage Discharge (less Surrogate NPDES) (CFS)	Watershed Area Ratio	Calculated flow (CFS)	Rank	Flow Exceedance %	Parameter	Results	Units (mg or micro_gram	Limit/Standard	100mL/CF	sec/day	Actual Load (million colonies/day)	Allowable Load (million colonies/day)
5439000	12/9/1999	7.7	7.7	0.1459	1.12	8455	71.6647%	Fecal		CFU/100 mL	200	283.2	86400	-	5,499.0
5439000	12/15/1999	7.7	7.7	0.1459	1.12	8455	71.6647%	Fecal		CFU/100 mL	200	283.2	86400	-	5,499.0
5439000	6/12/2005	7.7	7.7	0.1459	1.12	8455	71.6647%	Fecal		CFU/100 mL	200	283.2	86400	-	5,499.0
5439000	8/20/2017	7.7	7.7	0.1459	1.12	8455	71.6647%	Fecal		CFU/100 mL	200	283.2	86400	-	5,499.0
5439000	3/25/2003	7.69	7.69	0.1459	1.12	8465	71.7494%	Fecal		CFU/100 mL	200	283.2	86400	-	5,491.9
5439000	2/3/2022	7.69	7.69	0.1459	1.12	8465	71.7494%	Fecal		CFU/100 mL	200	283.2	86400	-	5,491.9
5439000	2/16/2021	7.68	7.68	0.1459	1.12	8467	71.7664%	Fecal		CFU/100 mL	200	283.2	86400	-	5,484.7
5439000	10/17/2011	7.67	7.67	0.1459	1.12	8468	71.7749%	Fecal		CFU/100 mL	200	283.2	86400	-	5,477.6
5439000	12/29/2003	7.66	7.66	0.1459	1.12	8469	71.7834%	Fecal		CFU/100 mL	200	283.2	86400	-	5,470.4
5439000	9/11/2009	7.65	7.65	0.1459	1.12	8470	71.7918%	Fecal		CFU/100 mL	200	283.2	86400	-	5,463.3
5439000	10/20/2011	7.63	7.63	0.1459	1.11	8471	71.8003%	Fecal		CFU/100 mL	200	283.2	86400	-	5,449.0
5439000	8/9/2021	7.62	7.62	0.1459	1.11	8472	71.8088%	Fecal		CFU/100 mL	200	283.2	86400	-	5,441.9
5439000	10/30/1994	7.6	7.6	0.1459	1.11	8473	71.8173%	Fecal		CFU/100 mL	200	283.2	86400	-	5,427.6
5439000	2/26/1996	7.6	7.6	0.1459	1.11	8473	71.8173%	Fecal		CFU/100 mL	200	283.2	86400	-	5,427.6
5439000	9/13/1996	7.6	7.6	0.1459	1.11	8473	71.8173%	Fecal		CFU/100 mL	200	283.2	86400	-	5,427.6
5439000	12/2/1996	7.6	7.6	0.1459	1.11	8473	71.8173%	Fecal		CFU/100 mL	200	283.2	86400	-	5,427.6
5439000	12/10/2007	7.6	7.6	0.1459	1.11	8473	71.8173%	Fecal		CFU/100 mL	200	283.2	86400	-	5,427.6
5439000	7/13/2002	7.59	7.59	0.1459	1.11	8478	71.8596%	Fecal		CFU/100 mL	200	283.2	86400	-	5,420.4
5439000	8/14/2014	7.59	7.59	0.1459	1.11	8478	71.8596%	Fecal		CFU/100 mL	200	283.2	86400	-	5,420.4
5439000	1/3/2018	7.59	7.59	0.1459	1.11	8478	71.8596%	Fecal		CFU/100 mL	200	283.2	86400	-	5,420.4
5439000	8/24/1994	7.57	7.57	0.1459	1.10	8481	71.8851%	Fecal		CFU/100 mL	200	283.2	86400	-	5,406.2
5439000	8/2/2021	7.57	7.57	0.1459	1.10	8481	71.8851%	Fecal		CFU/100 mL	200	283.2	86400	-	5,406.2
5439000	10/5/2011	7.56	7.56	0.1459	1.10	8483	71.9020%	Fecal		CFU/100 mL	200	283.2	86400	-	5,399.0
5439000	11/3/2014	7.56	7.56	0.1459	1.10	8483	71.9020%	Fecal		CFU/100 mL	200	283.2	86400	-	5,399.0
5439000	6/8/1994	7.54	7.54	0.1459	1.10	8485	71.9190%	Fecal		CFU/100 mL	200	283.2	86400	-	5,384.7
5439000	8/28/2011	7.54	7.54	0.1459	1.10	8485	71.9190%	Fecal		CFU/100 mL	200	283.2	86400	-	5,384.7
5439000	1/13/2013	7.54	7.54	0.1459	1.10	8485	71.9190%	Fecal		CFU/100 mL	200	283.2	86400	-	5,384.7
5439000	7/27/2013	7.53	7.53	0.1459	1.10	8488	71.9444%	Fecal		CFU/100 mL	200	283.2	86400	-	5,377.6
5439000	1/11/2014	7.53	7.53	0.1459	1.10	8488	71.9444%	Fecal		CFU/100 mL	200	283.2	86400	-	5,377.6
5439000	10/29/2015	7.53	7.53	0.1459	1.10	8488	71.9444%	Fecal		CFU/100 mL	200	283.2	86400	-	5,377.6
5439000	1/6/2021	7.52	7.52	0.1459	1.10	8491	71.9698%	Fecal		CFU/100 mL	200	283.2	86400	-	5,370.5
5439000	12/21/2003	7.51	7.51	0.1459	1.10	8492	71.9783%	Fecal		CFU/100 mL	200	283.2	86400	-	5,363.3
5439000	7/8/1992	7.5	7.5	0.1459	1.09	8493	71.9868%	Fecal		CFU/100 mL	200	283.2	86400	-	5,356.2
5439000	10/30/1992	7.5	7.5	0.1459	1.09	8493	71.9868%	Fecal		CFU/100 mL	200	283.2	86400	-	5,356.2
5439000	2/16/1996	7.5	7.5	0.1459	1.09	8493	71.9868%	Fecal		CFU/100 mL	200	283.2	86400	-	5,356.2
5439000	2/18/1996	7.5	7.5	0.1459	1.09	8493	71.9868%	Fecal		CFU/100 mL	200	283.2	86400	-	5,356.2
5439000	9/29/1996	7.5	7.5	0.1459	1.09	8493	71.9868%	Fecal		CFU/100 mL	200	283.2	86400	-	5,356.2
5439000	9/16/1998	7.5	7.5	0.1459	1.09	8493	71.9868%	Fecal		CFU/100 mL	200	283.2	86400	-	5,356.2
5439000	1/4/1999	7.5	7.5	0.1459	1.09	8493	71.9868%	Fecal		CFU/100 mL	200	283.2	86400	-	5,356.2
5439000	8/19/2000	7.5	7.5	0.1459	1.09	8493	71.9868%	Fecal		CFU/100 mL	200	283.2	86400	-	5,356.2
5439000	9/13/2000	7.5	7.5	0.1459	1.09	8493	71.9868%	Fecal		CFU/100 mL	200	283.2	86400	-	5,356.2
5439000	2/4/2021	7.5	7.5	0.1459	1.09	8493	71.9868%	Fecal		CFU/100 mL	200	283.2	86400	-	5,356.2
5439000	1/5/2005	7.48	7.48	0.1459	1.09	8503	72.0715%	Fecal		CFU/100 mL	200	283.2	86400	-	5,341.9
5439000	6/13/2005	7.48	7.48	0.1459	1.09	8503	72.0715%	Fecal		CFU/100 mL	200	283.2	86400	-	5,341.9
5439000	8/24/2009	7.48	7.48	0.1459	1.09	8503	72.0715%	Fecal		CFU/100 mL	200	283.2	86400	-	5,341.9
5439000	8/5/2011	7.48	7.48	0.1459	1.09	8503	72.0715%	Fecal		CFU/100 mL	200	283.2	86400	-	5,341.9
5439000	8/4/2009	7.47	7.47	0.1459	1.09	8507	72.1054%	Fecal		CFU/100 mL	200	283.2	86400	-	5,334.7
5439000	8/20/2019	7.47	7.47	0.1459	1.09	8507	72.1054%	Fecal		CFU/100 mL	200	283.2	86400	-	5,334.7
5439000	11/24/2007	7.46	7.46	0.1459	1.09	8509	72.1224%	Fecal		CFU/100 mL	200	283.2	86400	-	5,327.6
5439000	1/19/2022	7.46	7.46	0.1459	1.09	8509	72.1224%	Fecal		CFU/100 mL	200	283.2	86400	-	5,327.6
5439000	12/1/2007	7.45	7.45	0.1459	1.09	8511	72.1393%	Fecal		CFU/100 mL	200	283.2	86400	-	5,320.5
5439000	2/10/2022	7.45	7.45	0.1459	1.09	8511	72.1393%	Fecal		CFU/100 mL	200	283.2	86400	-	5,320.5
5439000	8/12/2005	7.44	7.44	0.1459	1.09	8513	72.1563%	Fecal		CFU/100 mL	200	283.2	86400	-	5,313.3
5439000	7/27/2018	7.44	7.44	0.1459	1.09	8513	72.1563%	Fecal		CFU/100 mL	200	283.2	86400	-	5,313.3
5439000	6/13/1994	7.43	7.43	0.1459	1.08	8515	72.1732%	Fecal		CFU/100 mL	200	283.2	86400	-	5,306.2
5439000	8/13/2015	7.43	7.43	0.1459	1.08	8515	72.1732%	Fecal		CFU/100 mL	200	283.2	86400	-	5,306.2
5439000	11/14/2015	7.43	7.43	0.1459	1.08	8515	72.1732%	Fecal		CFU/100 mL	200	283.2	86400	-	5,306.2
5439000	8/23/2010	7.42	7.42	0.1459	1.08	8518	72.1987%	Fecal		CFU/100 mL	200	283.2	86400	-	5,299.0
5439000	8/12/2011	7.42	7.42	0.1459	1.08	8518	72.1987%	Fecal		CFU/100 mL	200	283.2	86400	-	5,299.0
5439000	3/21/2003	7.41	7.41	0.1459	1.08	8520	72.2156%	Fecal		CFU/100 mL	200	283.2	86400	-	5,291.9
5439000	11/12/2014	7.41	7.41	0.1459	1.08	8520	72.2156%	Fecal		CFU/100 mL	200	283.2	86400	-	5,291.9
5439000	7/23/1991	7.4	7.4	0.1459	1.08	8522	72.2326%	Fecal		CFU/100 mL	200	283.2	86400	-	5,284.8
5439000	8/12/1991	7.4	7.4	0.1459	1.08	8522	72.2326%	Fecal		CFU/100 mL	200	283.2	86400	-	5,284.8
5439000	10/8/1991	7.4	7.4	0.1459	1.08	8522	72.2326%	Fecal		CFU/100 mL	200	283.2	86400	-	5,284.8
5439000	7/18/1999	7.4	7.4	0.1459	1.08	8522	72.2326%	Fecal		CFU/100 mL	200	283.2	86400	-	5,284.8
5439000	10/11/1999	7.4	7.4	0.1459	1.08	8522	72.2326%	Fecal		CFU/100 mL	200	283.2	86400	-	5,284.8
5439000	10/16/1999	7.4	7.4	0.1459	1.08	8522	72.2326%	Fecal		CFU/100 mL	200	283.2	86400	-	5,284.8
5439000	12/10/1999	7.4	7.4	0.1459	1.08	8522	72.2326%	Fecal		CFU/100 mL	200	283.2	86400	-	5,284.8
5439000	7/11/2001	7.4	7.4	0.1459	1.08	8522	72.2326%	Fecal		CFU/100 mL	200	283.2	86400	-	5,284.8
5439000	11/25/2007	7.38	7.38	0.1459	1.08	8530	72.3004%	Fecal		CFU/100 mL	200	283.2	86400	-	5,270.5
5439000	11/26/2007	7.38	7.38	0.1459	1.08	8530	72.3004%	Fecal		CFU/100 mL	200	283.2	86400	-	5,270.5
5439000	9/8/2014	7.37	7.37	0.1459	1.08	8532	72.3173%	Fecal		CFU/100 mL	200	283.2	86400	-	5,263.3
5439000	1/10/2015	7.37	7.37	0.1459	1.08	8532	72.3173%	Fecal		CFU/100 mL	200	283.2	86400	-	5,263.3
5439000	6/9/1994	7.36	7.36	0.1459	1.07	8534	72.3343%	Fecal		CFU/100 mL	200	283.2	86400	-	5,256.2
5439000	8/9/2015	7.35	7.35	0.1459	1.07	8535	72.3428%	Fecal		CFU/100 mL	200	283.2	86400	-	5,249.0
5439000	3/29/2006	7.33	7.33	0.1459	1.07	8536	72.3512%	Fecal		CFU/100 mL	200	283.2	86400	-	5,234.8
5439000	8/2/2008	7.33	7.33	0.1459	1.07	8536	72.3512%	Fecal		CFU/100 mL	200	283.2	86400	-	5,234.8
5439000	9/5/2018	7.33	7.33	0.1459	1.07	8536	72.3512%	Fecal		CFU/100 mL	200	283.2	86400	-	5,234.8
5439000	4/9/2003	7.32	7.32	0.1459	1.07	8539	72.3767%	Fecal		CFU/100 mL	200	283.2	86400	-	5,227.6
5439000	1/6/2005	7.32	7.32	0.1459	1.07	8539	72.3767%	Fecal		CFU/100 mL	200	283.2	86400	-	5,227.6
5439000	11/17/2014	7.32	7.32	0.1459	1.07	8539	72.3767%	Fecal		CFU/100 mL	200	283.2	86400	-	5,227.6
5439000	10/25/2007	7.31	7.31	0.1459	1.07	8542	72.4021%	Fecal		CFU/100 mL	200	283.2	86400	-	5,220.5
5439000	7/9/1991	7.3	7.3	0.1459	1.07	8543	72.4106%	Fecal		CFU/100 mL	200	283.2	86400	-	5,213.3
5439000	10/25/1994	7.3	7.3	0.1459	1.07	8543	72.4106%	Fecal		CFU/100 mL	200	283.2	86400	-	5,213.3
5439000	2/24/1996	7.3	7.3	0.1459	1.07	8543	72.4106%	Fecal		CFU/100 mL	200	283.2	86400	-	5,213.3
5439000	3/15/1996	7.3	7.3	0.1459	1.07	8543	72.4106%	Fecal		CFU/100 mL	200	283.2	86400	-	5,213.3
5439000	4/6/1996	7.3	7.3	0.1459	1.07	8543	72.4106%	Fecal		CFU/100 mL	200	283.2	86400	-	5,213.3
5439000	11/7/1996	7.3	7.3	0.1459	1.07	8543	72.4106%	Fecal		CFU/100 mL	200	283.2	86400	-	5,213.3
5439000	8/9/1998	7.3	7.3	0.1459	1.07	8543	72.4106%	Fecal		CFU/100 mL	200	283.2	86400	-	5,213.3
5439000	8/15/2000	7.3	7.3	0.1459	1.07	8543	72.4106%	Fecal		CFU/100 mL	200	283.2	86400	-	5,213.3

Gage ID	Date	Discharge (CFS)	Gage Discharge (less Surrogate NPDES) (CFS)	Watershed Area Ratio	Calculated flow (CFS)	Rank	Flow Exceedance %	Parameter	Results	Units (mg or micro_gram	Limit/Standard	100mL/CF	sec/day	Actual Load (million colonies/day)	Allowable Load (million colonies/day)
5439000	10/25/2011	7.3	7.3	0.1459	1.07	8543	72.4106%	Fecal		CFU/100 mL	200	283.2	86400	-	5,213.3
5439000	5/31/1994	7.29	7.29	0.1459	1.06	8552	72.4869%	Fecal		CFU/100 mL	200	283.2	86400	-	5,206.2
5439000	7/1/2003	7.29	7.29	0.1459	1.06	8552	72.4869%	Fecal		CFU/100 mL	200	283.2	86400	-	5,206.2
5439000	10/27/2010	7.28	7.28	0.1459	1.06	8554	72.5038%	Fecal		CFU/100 mL	200	283.2	86400	-	5,199.1
5439000	10/20/2001	7.26	7.26	0.1459	1.06	8555	72.5123%	Fecal		CFU/100 mL	200	283.2	86400	-	5,184.8
5439000	2/3/2007	7.26	7.26	0.1459	1.06	8555	72.5123%	Fecal		CFU/100 mL	200	283.2	86400	-	5,184.8
5439000	2/4/2007	7.26	7.26	0.1459	1.06	8555	72.5123%	Fecal		CFU/100 mL	200	283.2	86400	-	5,184.8
5439000	2/7/2007	7.26	7.26	0.1459	1.06	8555	72.5123%	Fecal		CFU/100 mL	200	283.2	86400	-	5,184.8
5439000	2/13/2007	7.26	7.26	0.1459	1.06	8555	72.5123%	Fecal		CFU/100 mL	200	283.2	86400	-	5,184.8
5439000	2/15/2007	7.26	7.26	0.1459	1.06	8555	72.5123%	Fecal		CFU/100 mL	200	283.2	86400	-	5,184.8
5439000	12/9/2003	7.25	7.25	0.1459	1.06	8561	72.5631%	Fecal		CFU/100 mL	200	283.2	86400	-	5,177.6
5439000	8/2/2003	7.24	7.24	0.1459	1.06	8562	72.5716%	Fecal		CFU/100 mL	200	283.2	86400	-	5,170.5
5439000	11/27/2007	7.23	7.23	0.1459	1.06	8563	72.5801%	Fecal		CFU/100 mL	200	283.2	86400	-	5,163.3
5439000	11/9/2013	7.22	7.22	0.1459	1.05	8564	72.5886%	Fecal		CFU/100 mL	200	283.2	86400	-	5,156.2
5439000	1/5/2018	7.21	7.21	0.1459	1.05	8565	72.5971%	Fecal		CFU/100 mL	200	283.2	86400	-	5,149.1
5439000	10/3/2000	7.2	7.2	0.1459	1.05	8566	72.6055%	Fecal		CFU/100 mL	200	283.2	86400	-	5,141.9
5439000	1/22/2021	7.2	7.2	0.1459	1.05	8566	72.6055%	Fecal		CFU/100 mL	200	283.2	86400	-	5,141.9
5439000	9/1/2015	7.19	7.19	0.1459	1.05	8568	72.6225%	Fecal		CFU/100 mL	200	283.2	86400	-	5,134.8
5439000	8/31/2018	7.19	7.19	0.1459	1.05	8568	72.6225%	Fecal		CFU/100 mL	200	283.2	86400	-	5,134.8
5439000	2/4/2022	7.19	7.19	0.1459	1.05	8568	72.6225%	Fecal		CFU/100 mL	200	283.2	86400	-	5,134.8
5439000	6/14/2005	7.18	7.18	0.1459	1.05	8571	72.6479%	Fecal		CFU/100 mL	200	283.2	86400	-	5,127.6
5439000	10/31/2006	7.17	7.17	0.1459	1.05	8572	72.6564%	Fecal		CFU/100 mL	200	283.2	86400	-	5,120.5
5439000	9/22/2006	7.16	7.16	0.1459	1.04	8573	72.6649%	Fecal		CFU/100 mL	200	283.2	86400	-	5,113.4
5439000	8/4/1994	7.13	7.13	0.1459	1.04	8574	72.6733%	Fecal		CFU/100 mL	200	283.2	86400	-	5,091.9
5439000	10/21/2011	7.13	7.13	0.1459	1.04	8574	72.6733%	Fecal		CFU/100 mL	200	283.2	86400	-	5,091.9
5439000	9/12/2006	7.11	7.11	0.1459	1.04	8576	72.6903%	Fecal		CFU/100 mL	200	283.2	86400	-	5,077.6
5439000	11/8/2014	7.11	7.11	0.1459	1.04	8576	72.6903%	Fecal		CFU/100 mL	200	283.2	86400	-	5,077.6
5439000	8/11/1991	7.1	7.1	0.1459	1.04	8578	72.7072%	Fecal		CFU/100 mL	200	283.2	86400	-	5,070.5
5439000	8/13/1991	7.1	7.1	0.1459	1.04	8578	72.7072%	Fecal		CFU/100 mL	200	283.2	86400	-	5,070.5
5439000	6/26/1992	7.1	7.1	0.1459	1.04	8578	72.7072%	Fecal		CFU/100 mL	200	283.2	86400	-	5,070.5
5439000	8/7/1992	7.1	7.1	0.1459	1.04	8578	72.7072%	Fecal		CFU/100 mL	200	283.2	86400	-	5,070.5
5439000	4/7/1996	7.1	7.1	0.1459	1.04	8578	72.7072%	Fecal		CFU/100 mL	200	283.2	86400	-	5,070.5
5439000	4/8/1996	7.1	7.1	0.1459	1.04	8578	72.7072%	Fecal		CFU/100 mL	200	283.2	86400	-	5,070.5
5439000	9/14/1996	7.1	7.1	0.1459	1.04	8578	72.7072%	Fecal		CFU/100 mL	200	283.2	86400	-	5,070.5
5439000	12/4/1996	7.1	7.1	0.1459	1.04	8578	72.7072%	Fecal		CFU/100 mL	200	283.2	86400	-	5,070.5
5439000	10/1/2000	7.1	7.1	0.1459	1.04	8578	72.7072%	Fecal		CFU/100 mL	200	283.2	86400	-	5,070.5
5439000	7/28/2013	7.1	7.1	0.1459	1.04	8578	72.7072%	Fecal		CFU/100 mL	200	283.2	86400	-	5,070.5
5439000	1/11/2015	7.1	7.1	0.1459	1.04	8578	72.7072%	Fecal		CFU/100 mL	200	283.2	86400	-	5,070.5
5439000	9/8/2016	7.1	7.1	0.1459	1.04	8578	72.7072%	Fecal		CFU/100 mL	200	283.2	86400	-	5,070.5
5439000	10/21/2012	7.09	7.09	0.1459	1.03	8590	72.8090%	Fecal		CFU/100 mL	200	283.2	86400	-	5,063.4
5439000	11/17/2020	7.09	7.09	0.1459	1.03	8590	72.8090%	Fecal		CFU/100 mL	200	283.2	86400	-	5,063.4
5439000	11/2/2014	7.08	7.08	0.1459	1.03	8592	72.8259%	Fecal		CFU/100 mL	200	283.2	86400	-	5,056.2
5439000	11/22/2014	7.08	7.08	0.1459	1.03	8592	72.8259%	Fecal		CFU/100 mL	200	283.2	86400	-	5,056.2
5439000	8/10/2021	7.08	7.08	0.1459	1.03	8592	72.8259%	Fecal		CFU/100 mL	200	283.2	86400	-	5,056.2
5439000	9/23/2015	7.06	7.06	0.1459	1.03	8595	72.8513%	Fecal		CFU/100 mL	200	283.2	86400	-	5,041.9
5439000	1/13/2021	7.06	7.06	0.1459	1.03	8595	72.8513%	Fecal		CFU/100 mL	200	283.2	86400	-	5,041.9
5439000	1/11/2022	7.06	7.06	0.1459	1.03	8595	72.8513%	Fecal		CFU/100 mL	200	283.2	86400	-	5,041.9
5439000	11/30/2007	7.05	7.05	0.1459	1.03	8598	72.8768%	Fecal		CFU/100 mL	200	283.2	86400	-	5,034.8
5439000	8/21/2017	7.05	7.05	0.1459	1.03	8598	72.8768%	Fecal		CFU/100 mL	200	283.2	86400	-	5,034.8
5439000	7/4/2003	7.03	7.03	0.1459	1.03	8600	72.8937%	Fecal		CFU/100 mL	200	283.2	86400	-	5,020.5
5439000	8/20/1995	7	7	0.1459	1.02	8601	72.9022%	Fecal		CFU/100 mL	200	283.2	86400	-	4,999.1
5439000	4/9/1996	7	7	0.1459	1.02	8601	72.9022%	Fecal		CFU/100 mL	200	283.2	86400	-	4,999.1
5439000	11/1/1996	7	7	0.1459	1.02	8601	72.9022%	Fecal		CFU/100 mL	200	283.2	86400	-	4,999.1
5439000	7/28/1999	7	7	0.1459	1.02	8601	72.9022%	Fecal		CFU/100 mL	200	283.2	86400	-	4,999.1
5439000	12/5/2007	7	7	0.1459	1.02	8601	72.9022%	Fecal		CFU/100 mL	200	283.2	86400	-	4,999.1
5439000	1/12/2015	7	7	0.1459	1.02	8601	72.9022%	Fecal		CFU/100 mL	200	283.2	86400	-	4,999.1
5439000	9/7/2018	7	7	0.1459	1.02	8601	72.9022%	Fecal		CFU/100 mL	200	283.2	86400	-	4,999.1
5439000	9/5/2010	6.99	6.99	0.1459	1.02	8608	72.9615%	Fecal		CFU/100 mL	200	283.2	86400	-	4,992.0
5439000	10/28/2007	6.98	6.98	0.1459	1.02	8609	72.9700%	Fecal		CFU/100 mL	200	283.2	86400	-	4,984.8
5439000	9/15/2014	6.98	6.98	0.1459	1.02	8609	72.9700%	Fecal		CFU/100 mL	200	283.2	86400	-	4,984.8
5439000	8/1/2019	6.98	6.98	0.1459	1.02	8609	72.9700%	Fecal		CFU/100 mL	200	283.2	86400	-	4,984.8
5439000	2/25/2014	6.97	6.97	0.1459	1.02	8612	72.9954%	Fecal		CFU/100 mL	200	283.2	86400	-	4,977.7
5439000	1/8/2022	6.96	6.96	0.1459	1.02	8613	73.0039%	Fecal		CFU/100 mL	200	283.2	86400	-	4,970.5
5439000	10/8/2009	6.95	6.95	0.1459	1.01	8614	73.0124%	Fecal		CFU/100 mL	200	283.2	86400	-	4,963.4
5439000	7/13/2006	6.94	6.94	0.1459	1.01	8615	73.0209%	Fecal		CFU/100 mL	200	283.2	86400	-	4,956.2
5439000	10/12/2011	6.93	6.93	0.1459	1.01	8616	73.0293%	Fecal		CFU/100 mL	200	283.2	86400	-	4,949.1
5439000	6/25/2012	6.91	6.91	0.1459	1.01	8617	73.0378%	Fecal		CFU/100 mL	200	283.2	86400	-	4,934.8
5439000	1/18/2022	6.91	6.91	0.1459	1.01	8617	73.0378%	Fecal		CFU/100 mL	200	283.2	86400	-	4,934.8
5439000	2/5/2022	6.91	6.91	0.1459	1.01	8617	73.0378%	Fecal		CFU/100 mL	200	283.2	86400	-	4,934.8
5439000	10/27/1994	6.9	6.9	0.1459	1.01	8620	73.0632%	Fecal		CFU/100 mL	200	283.2	86400	-	4,927.7
5439000	10/31/1995	6.9	6.9	0.1459	1.01	8620	73.0632%	Fecal		CFU/100 mL	200	283.2	86400	-	4,927.7
5439000	12/3/1996	6.9	6.9	0.1459	1.01	8620	73.0632%	Fecal		CFU/100 mL	200	283.2	86400	-	4,927.7
5439000	7/29/1998	6.9	6.9	0.1459	1.01	8620	73.0632%	Fecal		CFU/100 mL	200	283.2	86400	-	4,927.7
5439000	12/16/1999	6.9	6.9	0.1459	1.01	8620	73.0632%	Fecal		CFU/100 mL	200	283.2	86400	-	4,927.7
5439000	8/6/2002	6.9	6.9	0.1459	1.01	8620	73.0632%	Fecal		CFU/100 mL	200	283.2	86400	-	4,927.7
5439000	8/26/2002	6.89	6.89	0.1459	1.01	8626	73.1141%	Fecal		CFU/100 mL	200	283.2	86400	-	4,920.5
5439000	4/10/2003	6.89	6.89	0.1459	1.01	8626	73.1141%	Fecal		CFU/100 mL	200	283.2	86400	-	4,920.5
5439000	1/13/2015	6.88	6.88	0.1459	1.00	8628	73.1310%	Fecal		CFU/100 mL	200	283.2	86400	-	4,913.4
5439000	1/14/2015	6.88	6.88	0.1459	1.00	8628	73.1310%	Fecal		CFU/100 mL	200	283.2	86400	-	4,913.4
5439000	1/15/2015	6.88	6.88	0.1459	1.00	8628	73.1310%	Fecal		CFU/100 mL	200	283.2	86400	-	4,913.4
5439000	7/26/1994	6.87	6.87	0.1459	1.00	8631	73.1565%	Fecal		CFU/100 mL	200	283.2	86400	-	4,906.3
5439000	7/3/2003	6.87	6.87	0.1459	1.00	8631	73.1565%	Fecal		CFU/100 mL	200	283.2	86400	-	4,906.3
5439000	1/16/2014	6.87	6.87	0.1459	1.00	8631	73.1565%	Fecal		CFU/100 mL	200	283.2	86400	-	4,906.3
5439000	9/11/2019	6.87	6.87	0.1459	1.00	8631	73.1565%	Fecal		CFU/100 mL	200	283.2	86400	-	4,906.3
5439000	7/30/2020	6.87	6.87	0.1459	1.00	8631	73.1565%	Fecal		CFU/100 mL	200	283.2	86400	-	4,906.3
5439000	8/21/2015	6.85	6.85	0.1459	1.00	8636	73.1988%	Fecal		CFU/100 mL	200	283.2	86400	-	4,892.0
5439000	1/19/2021	6.85	6.85	0.1459	1.00	8636	73.1988%	Fecal		CFU/100 mL	200	283.2	86400	-	4,892.0
5439000	8/14/2019	6.84	6.84	0.1459	1.00	8638	73.2158%	Fecal		CFU/100 mL	200	283.2	86400	-	4,884.8
5439000	6/1/1994	6.81	6.81	0.1459	0.99	8639	73.2243%	Fecal		CFU/100 mL	200	283.2	86400	-	4,863.4
5439000	10/3/1990	6.8	6.8	0.1459	0.99	8640	73.2328%	Fecal		CFU/100 mL	200	283.2	86400	-	4,856.3

Gage ID	Date	Discharge (CFS)	Gage Discharge (less Surrogate NPDES) (CFS)	Watershed Area Ratio	Calculated flow (CFS)	Rank	Flow Exceedance %	Parameter	Results	Units (mg or micro_gram	Limit/Standard	100mL/CF	sec/day	Actual Load (million colonies/day)	Allowable Load (million colonies/day)
5439000	11/17/1996	6.8	6.8	0.1459	0.99	8640	73.2328%	Fecal		CFU/100 mL	200	283.2	86400	-	4,856.3
5439000	7/2/2003	6.8	6.8	0.1459	0.99	8640	73.2328%	Fecal		CFU/100 mL	200	283.2	86400	-	4,856.3
5439000	1/21/2021	6.8	6.8	0.1459	0.99	8640	73.2328%	Fecal		CFU/100 mL	200	283.2	86400	-	4,856.3
5439000	2/6/2021	6.8	6.8	0.1459	0.99	8640	73.2328%	Fecal		CFU/100 mL	200	283.2	86400	-	4,856.3
5439000	7/14/2006	6.79	6.79	0.1459	0.99	8645	73.2751%	Fecal		CFU/100 mL	200	283.2	86400	-	4,849.1
5439000	8/15/2011	6.79	6.79	0.1459	0.99	8645	73.2751%	Fecal		CFU/100 mL	200	283.2	86400	-	4,849.1
5439000	10/18/2011	6.79	6.79	0.1459	0.99	8645	73.2751%	Fecal		CFU/100 mL	200	283.2	86400	-	4,849.1
5439000	7/4/2005	6.78	6.78	0.1459	0.99	8648	73.3006%	Fecal		CFU/100 mL	200	283.2	86400	-	4,842.0
5439000	6/7/1994	6.77	6.77	0.1459	0.99	8649	73.3090%	Fecal		CFU/100 mL	200	283.2	86400	-	4,834.8
5439000	7/19/2016	6.76	6.76	0.1459	0.99	8650	73.3175%	Fecal		CFU/100 mL	200	283.2	86400	-	4,827.7
5439000	2/15/2021	6.76	6.76	0.1459	0.99	8650	73.3175%	Fecal		CFU/100 mL	200	283.2	86400	-	4,827.7
5439000	10/2/2002	6.75	6.75	0.1459	0.99	8652	73.3345%	Fecal		CFU/100 mL	200	283.2	86400	-	4,820.6
5439000	1/27/2013	6.75	6.75	0.1459	0.99	8652	73.3345%	Fecal		CFU/100 mL	200	283.2	86400	-	4,820.6
5439000	7/30/2013	6.75	6.75	0.1459	0.99	8652	73.3345%	Fecal		CFU/100 mL	200	283.2	86400	-	4,820.6
5439000	9/12/2009	6.74	6.74	0.1459	0.98	8655	73.3599%	Fecal		CFU/100 mL	200	283.2	86400	-	4,813.4
5439000	10/24/2015	6.73	6.73	0.1459	0.98	8656	73.3684%	Fecal		CFU/100 mL	200	283.2	86400	-	4,806.3
5439000	11/10/2014	6.72	6.72	0.1459	0.98	8657	73.3768%	Fecal		CFU/100 mL	200	283.2	86400	-	4,799.1
5439000	7/9/1992	6.7	6.7	0.1459	0.98	8658	73.3853%	Fecal		CFU/100 mL	200	283.2	86400	-	4,784.8
5439000	8/29/1998	6.7	6.7	0.1459	0.98	8658	73.3853%	Fecal		CFU/100 mL	200	283.2	86400	-	4,784.8
5439000	10/12/1999	6.7	6.7	0.1459	0.98	8658	73.3853%	Fecal		CFU/100 mL	200	283.2	86400	-	4,784.8
5439000	9/29/2000	6.7	6.7	0.1459	0.98	8658	73.3853%	Fecal		CFU/100 mL	200	283.2	86400	-	4,784.8
5439000	7/18/2012	6.7	6.7	0.1459	0.98	8658	73.3853%	Fecal		CFU/100 mL	200	283.2	86400	-	4,784.8
5439000	11/6/2007	6.69	6.69	0.1459	0.98	8663	73.4277%	Fecal		CFU/100 mL	200	283.2	86400	-	4,777.7
5439000	1/7/2021	6.68	6.68	0.1459	0.97	8664	73.4362%	Fecal		CFU/100 mL	200	283.2	86400	-	4,770.6
5439000	9/27/1994	6.67	6.67	0.1459	0.97	8665	73.4447%	Fecal		CFU/100 mL	200	283.2	86400	-	4,763.4
5439000	11/11/2007	6.67	6.67	0.1459	0.97	8665	73.4447%	Fecal		CFU/100 mL	200	283.2	86400	-	4,763.4
5439000	6/15/2005	6.65	6.65	0.1459	0.97	8667	73.4616%	Fecal		CFU/100 mL	200	283.2	86400	-	4,749.1
5439000	10/24/2010	6.65	6.65	0.1459	0.97	8667	73.4616%	Fecal		CFU/100 mL	200	283.2	86400	-	4,749.1
5439000	7/31/2012	6.65	6.65	0.1459	0.97	8667	73.4616%	Fecal		CFU/100 mL	200	283.2	86400	-	4,749.1
5439000	10/31/2007	6.64	6.64	0.1459	0.97	8670	73.4870%	Fecal		CFU/100 mL	200	283.2	86400	-	4,742.0
5439000	11/15/2007	6.64	6.64	0.1459	0.97	8670	73.4870%	Fecal		CFU/100 mL	200	283.2	86400	-	4,742.0
5439000	1/16/2015	6.64	6.64	0.1459	0.97	8670	73.4870%	Fecal		CFU/100 mL	200	283.2	86400	-	4,742.0
5439000	2/6/2022	6.64	6.64	0.1459	0.97	8670	73.4870%	Fecal		CFU/100 mL	200	283.2	86400	-	4,742.0
5439000	6/2/1994	6.63	6.63	0.1459	0.97	8674	73.5209%	Fecal		CFU/100 mL	200	283.2	86400	-	4,734.9
5439000	6/12/1994	6.63	6.63	0.1459	0.97	8674	73.5209%	Fecal		CFU/100 mL	200	283.2	86400	-	4,734.9
5439000	11/2/2013	6.63	6.63	0.1459	0.97	8674	73.5209%	Fecal		CFU/100 mL	200	283.2	86400	-	4,734.9
5439000	8/5/2012	6.62	6.62	0.1459	0.97	8677	73.5464%	Fecal		CFU/100 mL	200	283.2	86400	-	4,727.7
5439000	1/28/2021	6.62	6.62	0.1459	0.97	8677	73.5464%	Fecal		CFU/100 mL	200	283.2	86400	-	4,727.7
5439000	11/9/2007	6.61	6.61	0.1459	0.96	8679	73.5633%	Fecal		CFU/100 mL	200	283.2	86400	-	4,720.6
5439000	11/12/2012	6.61	6.61	0.1459	0.96	8679	73.5633%	Fecal		CFU/100 mL	200	283.2	86400	-	4,720.6
5439000	3/7/2013	6.61	6.61	0.1459	0.96	8679	73.5633%	Fecal		CFU/100 mL	200	283.2	86400	-	4,720.6
5439000	9/13/1990	6.6	6.6	0.1459	0.96	8682	73.5887%	Fecal		CFU/100 mL	200	283.2	86400	-	4,713.4
5439000	6/22/1992	6.6	6.6	0.1459	0.96	8682	73.5887%	Fecal		CFU/100 mL	200	283.2	86400	-	4,713.4
5439000	2/25/1996	6.6	6.6	0.1459	0.96	8682	73.5887%	Fecal		CFU/100 mL	200	283.2	86400	-	4,713.4
5439000	3/22/1996	6.6	6.6	0.1459	0.96	8682	73.5887%	Fecal		CFU/100 mL	200	283.2	86400	-	4,713.4
5439000	4/10/1996	6.6	6.6	0.1459	0.96	8682	73.5887%	Fecal		CFU/100 mL	200	283.2	86400	-	4,713.4
5439000	7/13/1997	6.6	6.6	0.1459	0.96	8682	73.5887%	Fecal		CFU/100 mL	200	283.2	86400	-	4,713.4
5439000	7/14/1997	6.6	6.6	0.1459	0.96	8682	73.5887%	Fecal		CFU/100 mL	200	283.2	86400	-	4,713.4
5439000	7/15/1997	6.6	6.6	0.1459	0.96	8682	73.5887%	Fecal		CFU/100 mL	200	283.2	86400	-	4,713.4
5439000	8/26/1998	6.6	6.6	0.1459	0.96	8682	73.5887%	Fecal		CFU/100 mL	200	283.2	86400	-	4,713.4
5439000	1/5/1999	6.6	6.6	0.1459	0.96	8682	73.5887%	Fecal		CFU/100 mL	200	283.2	86400	-	4,713.4
5439000	12/12/1999	6.6	6.6	0.1459	0.96	8682	73.5887%	Fecal		CFU/100 mL	200	283.2	86400	-	4,713.4
5439000	8/2/2001	6.6	6.6	0.1459	0.96	8682	73.5887%	Fecal		CFU/100 mL	200	283.2	86400	-	4,713.4
5439000	12/19/2004	6.6	6.6	0.1459	0.96	8682	73.5887%	Fecal		CFU/100 mL	200	283.2	86400	-	4,713.4
5439000	8/22/2017	6.59	6.59	0.1459	0.96	8695	73.6989%	Fecal		CFU/100 mL	200	283.2	86400	-	4,706.3
5439000	8/5/2009	6.58	6.58	0.1459	0.96	8696	73.7074%	Fecal		CFU/100 mL	200	283.2	86400	-	4,699.1
5439000	7/24/2012	6.58	6.58	0.1459	0.96	8696	73.7074%	Fecal		CFU/100 mL	200	283.2	86400	-	4,699.1
5439000	11/28/2007	6.57	6.57	0.1459	0.96	8698	73.7244%	Fecal		CFU/100 mL	200	283.2	86400	-	4,692.0
5439000	4/16/2003	6.56	6.56	0.1459	0.96	8699	73.7328%	Fecal		CFU/100 mL	200	283.2	86400	-	4,684.9
5439000	8/16/2015	6.56	6.56	0.1459	0.96	8699	73.7328%	Fecal		CFU/100 mL	200	283.2	86400	-	4,684.9
5439000	10/8/2011	6.55	6.55	0.1459	0.96	8701	73.7498%	Fecal		CFU/100 mL	200	283.2	86400	-	4,677.7
5439000	11/20/2007	6.54	6.54	0.1459	0.95	8702	73.7583%	Fecal		CFU/100 mL	200	283.2	86400	-	4,670.6
5439000	8/24/2010	6.54	6.54	0.1459	0.95	8702	73.7583%	Fecal		CFU/100 mL	200	283.2	86400	-	4,670.6
5439000	10/19/2011	6.54	6.54	0.1459	0.95	8702	73.7583%	Fecal		CFU/100 mL	200	283.2	86400	-	4,670.6
5439000	9/23/1994	6.53	6.53	0.1459	0.95	8705	73.7837%	Fecal		CFU/100 mL	200	283.2	86400	-	4,663.4
5439000	3/26/2006	6.53	6.53	0.1459	0.95	8705	73.7837%	Fecal		CFU/100 mL	200	283.2	86400	-	4,663.4
5439000	11/1/2007	6.52	6.52	0.1459	0.95	8707	73.8006%	Fecal		CFU/100 mL	200	283.2	86400	-	4,656.3
5439000	10/28/2020	6.52	6.52	0.1459	0.95	8707	73.8006%	Fecal		CFU/100 mL	200	283.2	86400	-	4,656.3
5439000	9/9/2008	6.51	6.51	0.1459	0.95	8709	73.8176%	Fecal		CFU/100 mL	200	283.2	86400	-	4,649.2
5439000	3/4/2013	6.51	6.51	0.1459	0.95	8709	73.8176%	Fecal		CFU/100 mL	200	283.2	86400	-	4,649.2
5439000	2/3/2021	6.51	6.51	0.1459	0.95	8709	73.8176%	Fecal		CFU/100 mL	200	283.2	86400	-	4,649.2
5439000	10/20/1995	6.5	6.5	0.1459	0.95	8712	73.8430%	Fecal		CFU/100 mL	200	283.2	86400	-	4,642.0
5439000	2/17/1996	6.5	6.5	0.1459	0.95	8712	73.8430%	Fecal		CFU/100 mL	200	283.2	86400	-	4,642.0
5439000	7/20/1999	6.5	6.5	0.1459	0.95	8712	73.8430%	Fecal		CFU/100 mL	200	283.2	86400	-	4,642.0
5439000	12/11/1999	6.5	6.5	0.1459	0.95	8712	73.8430%	Fecal		CFU/100 mL	200	283.2	86400	-	4,642.0
5439000	12/12/2010	6.5	6.5	0.1459	0.95	8712	73.8430%	Fecal		CFU/100 mL	200	283.2	86400	-	4,642.0
5439000	9/11/2016	6.5	6.5	0.1459	0.95	8712	73.8430%	Fecal		CFU/100 mL	200	283.2	86400	-	4,642.0
5439000	3/28/2003	6.49	6.49	0.1459	0.95	8718	73.8939%	Fecal		CFU/100 mL	200	283.2	86400	-	4,634.9
5439000	11/12/2020	6.49	6.49	0.1459	0.95	8718	73.8939%	Fecal		CFU/100 mL	200	283.2	86400	-	4,634.9
5439000	6/3/1994	6.48	6.48	0.1459	0.95	8720	73.9108%	Fecal		CFU/100 mL	200	283.2	86400	-	4,627.7
5439000	6/5/1994	6.48	6.48	0.1459	0.95	8720	73.9108%	Fecal		CFU/100 mL	200	283.2	86400	-	4,627.7
5439000	9/1/2019	6.48	6.48	0.1459	0.95	8720	73.9108%	Fecal		CFU/100 mL	200	283.2	86400	-	4,627.7
5439000	3/6/2013	6.47	6.47	0.1459	0.94	8723	73.9363%	Fecal		CFU/100 mL	200	283.2	86400	-	4,620.6
5439000	12/27/2010	6.46	6.46	0.1459	0.94	8724	73.9447%	Fecal		CFU/100 mL	200	283.2	86400	-	4,613.4
5439000	2/14/2021	6.46	6.46	0.1459	0.94	8724	73.9447%	Fecal		CFU/100 mL	200	283.2	86400	-	4,613.4
5439000	6/4/1994	6.45	6.45	0.1459	0.94	8726	73.9617%	Fecal		CFU/100 mL	200	283.2	86400	-	4,606.3
5439000	11/5/2007	6.45	6.45	0.1459	0.94	8726	73.9617%	Fecal		CFU/100 mL	200	283.2	86400	-	4,606.3
5439000	2/7/2021	6.45	6.45	0.1459	0.94	8726	73.9617%	Fecal		CFU/100 mL	200	283.2	86400	-	4,606.3
5439000	12/24/2003	6.44	6.44	0.1459	0.94	8729	73.9871%	Fecal		CFU/100 mL	200	283.2	86400	-	4,599.2
5439000	10/7/2016	6.44	6.44	0.1459	0.94	8729	73.9871%	Fecal		CFU/100 mL	200	283.2	86400	-	4,599.2

Gage ID	Date	Discharge (CFS)	Gage Discharge (less Surrogate NPDES) (CFS)	Watershed Area Ratio	Calculated flow (CFS)	Rank	Flow Exceedance %	Parameter	Results	Units (mg or micro_gram	Limit/Standard	100mL/CF	sec/day	Actual Load (million colonies/day)	Allowable Load (million colonies/day)
5439000	1/9/2021	6.44	6.44	0.1459	0.94	8729	73.9871%	Fecal		CFU/100 mL	200	283.2	86400	-	4,599.2
5439000	2/13/2021	6.44	6.44	0.1459	0.94	8729	73.9871%	Fecal		CFU/100 mL	200	283.2	86400	-	4,599.2
5439000	2/12/2021	6.43	6.43	0.1459	0.94	8733	74.0210%	Fecal		CFU/100 mL	200	283.2	86400	-	4,592.0
5439000	8/3/2021	6.43	6.43	0.1459	0.94	8733	74.0210%	Fecal		CFU/100 mL	200	283.2	86400	-	4,592.0
5439000	1/17/2022	6.42	6.42	0.1459	0.94	8735	74.0380%	Fecal		CFU/100 mL	200	283.2	86400	-	4,584.9
5439000	1/17/2015	6.41	6.41	0.1459	0.94	8736	74.0464%	Fecal		CFU/100 mL	200	283.2	86400	-	4,577.7
5439000	9/26/2016	6.41	6.41	0.1459	0.94	8736	74.0464%	Fecal		CFU/100 mL	200	283.2	86400	-	4,577.7
5439000	2/10/2021	6.41	6.41	0.1459	0.94	8736	74.0464%	Fecal		CFU/100 mL	200	283.2	86400	-	4,577.7
5439000	11/2/2021	6.41	6.41	0.1459	0.94	8736	74.0464%	Fecal		CFU/100 mL	200	283.2	86400	-	4,577.7
5439000	2/9/2022	6.41	6.41	0.1459	0.94	8736	74.0464%	Fecal		CFU/100 mL	200	283.2	86400	-	4,577.7
5439000	9/15/1990	6.4	6.4	0.1459	0.93	8741	74.0888%	Fecal		CFU/100 mL	200	283.2	86400	-	4,570.6
5439000	9/15/1996	6.4	6.4	0.1459	0.93	8741	74.0888%	Fecal		CFU/100 mL	200	283.2	86400	-	4,570.6
5439000	12/6/2007	6.4	6.4	0.1459	0.93	8741	74.0888%	Fecal		CFU/100 mL	200	283.2	86400	-	4,570.6
5439000	2/9/2021	6.4	6.4	0.1459	0.93	8741	74.0888%	Fecal		CFU/100 mL	200	283.2	86400	-	4,570.6
5439000	2/11/2021	6.4	6.4	0.1459	0.93	8741	74.0888%	Fecal		CFU/100 mL	200	283.2	86400	-	4,570.6
5439000	9/15/2020	6.39	6.39	0.1459	0.93	8746	74.1312%	Fecal		CFU/100 mL	200	283.2	86400	-	4,563.5
5439000	2/8/2021	6.39	6.39	0.1459	0.93	8746	74.1312%	Fecal		CFU/100 mL	200	283.2	86400	-	4,563.5
5439000	9/28/1994	6.38	6.38	0.1459	0.93	8748	74.1482%	Fecal		CFU/100 mL	200	283.2	86400	-	4,556.3
5439000	6/6/1994	6.37	6.37	0.1459	0.93	8749	74.1566%	Fecal		CFU/100 mL	200	283.2	86400	-	4,549.2
5439000	11/2/2011	6.37	6.37	0.1459	0.93	8749	74.1566%	Fecal		CFU/100 mL	200	283.2	86400	-	4,549.2
5439000	11/15/2006	6.36	6.36	0.1459	0.93	8751	74.1736%	Fecal		CFU/100 mL	200	283.2	86400	-	4,542.0
5439000	8/28/2019	6.36	6.36	0.1459	0.93	8751	74.1736%	Fecal		CFU/100 mL	200	283.2	86400	-	4,542.0
5439000	2/1/2006	6.35	6.35	0.1459	0.93	8753	74.1905%	Fecal		CFU/100 mL	200	283.2	86400	-	4,534.9
5439000	1/8/2021	6.35	6.35	0.1459	0.93	8753	74.1905%	Fecal		CFU/100 mL	200	283.2	86400	-	4,534.9
5439000	4/6/2003	6.34	6.34	0.1459	0.93	8755	74.2075%	Fecal		CFU/100 mL	200	283.2	86400	-	4,527.7
5439000	9/13/2006	6.34	6.34	0.1459	0.93	8755	74.2075%	Fecal		CFU/100 mL	200	283.2	86400	-	4,527.7
5439000	7/28/2018	6.34	6.34	0.1459	0.93	8755	74.2075%	Fecal		CFU/100 mL	200	283.2	86400	-	4,527.7
5439000	1/12/2022	6.34	6.34	0.1459	0.93	8755	74.2075%	Fecal		CFU/100 mL	200	283.2	86400	-	4,527.7
5439000	7/14/2002	6.32	6.32	0.1459	0.92	8759	74.2414%	Fecal		CFU/100 mL	200	283.2	86400	-	4,513.5
5439000	8/6/2016	6.32	6.32	0.1459	0.92	8759	74.2414%	Fecal		CFU/100 mL	200	283.2	86400	-	4,513.5
5439000	11/23/2010	6.31	6.31	0.1459	0.92	8761	74.2583%	Fecal		CFU/100 mL	200	283.2	86400	-	4,506.3
5439000	8/29/2017	6.31	6.31	0.1459	0.92	8761	74.2583%	Fecal		CFU/100 mL	200	283.2	86400	-	4,506.3
5439000	2/7/2022	6.31	6.31	0.1459	0.92	8761	74.2583%	Fecal		CFU/100 mL	200	283.2	86400	-	4,506.3
5439000	1/1/1990	6.3	6.3	0.1459	0.92	8764	74.2838%	Fecal		CFU/100 mL	200	283.2	86400	-	4,499.2
5439000	9/23/1990	6.3	6.3	0.1459	0.92	8764	74.2838%	Fecal		CFU/100 mL	200	283.2	86400	-	4,499.2
5439000	10/25/1991	6.3	6.3	0.1459	0.92	8764	74.2838%	Fecal		CFU/100 mL	200	283.2	86400	-	4,499.2
5439000	6/27/1992	6.3	6.3	0.1459	0.92	8764	74.2838%	Fecal		CFU/100 mL	200	283.2	86400	-	4,499.2
5439000	10/28/1994	6.3	6.3	0.1459	0.92	8764	74.2838%	Fecal		CFU/100 mL	200	283.2	86400	-	4,499.2
5439000	8/3/1995	6.3	6.3	0.1459	0.92	8764	74.2838%	Fecal		CFU/100 mL	200	283.2	86400	-	4,499.2
5439000	3/16/1996	6.3	6.3	0.1459	0.92	8764	74.2838%	Fecal		CFU/100 mL	200	283.2	86400	-	4,499.2
5439000	9/30/1996	6.3	6.3	0.1459	0.92	8764	74.2838%	Fecal		CFU/100 mL	200	283.2	86400	-	4,499.2
5439000	7/21/1997	6.3	6.3	0.1459	0.92	8764	74.2838%	Fecal		CFU/100 mL	200	283.2	86400	-	4,499.2
5439000	10/13/1999	6.3	6.3	0.1459	0.92	8764	74.2838%	Fecal		CFU/100 mL	200	283.2	86400	-	4,499.2
5439000	12/14/1999	6.3	6.3	0.1459	0.92	8764	74.2838%	Fecal		CFU/100 mL	200	283.2	86400	-	4,499.2
5439000	9/16/2000	6.3	6.3	0.1459	0.92	8764	74.2838%	Fecal		CFU/100 mL	200	283.2	86400	-	4,499.2
5439000	7/12/2001	6.3	6.3	0.1459	0.92	8764	74.2838%	Fecal		CFU/100 mL	200	283.2	86400	-	4,499.2
5439000	1/8/2005	6.3	6.3	0.1459	0.92	8764	74.2838%	Fecal		CFU/100 mL	200	283.2	86400	-	4,499.2
5439000	3/30/2006	6.3	6.3	0.1459	0.92	8764	74.2838%	Fecal		CFU/100 mL	200	283.2	86400	-	4,499.2
5439000	1/18/2015	6.3	6.3	0.1459	0.92	8764	74.2838%	Fecal		CFU/100 mL	200	283.2	86400	-	4,499.2
5439000	8/3/2016	6.3	6.3	0.1459	0.92	8764	74.2838%	Fecal		CFU/100 mL	200	283.2	86400	-	4,499.2
5439000	11/18/2020	6.3	6.3	0.1459	0.92	8764	74.2838%	Fecal		CFU/100 mL	200	283.2	86400	-	4,499.2
5439000	11/26/2021	6.3	6.3	0.1459	0.92	8764	74.2838%	Fecal		CFU/100 mL	200	283.2	86400	-	4,499.2
5439000	11/12/2007	6.29	6.29	0.1459	0.92	8783	74.4448%	Fecal		CFU/100 mL	200	283.2	86400	-	4,492.0
5439000	10/16/2016	6.29	6.29	0.1459	0.92	8783	74.4448%	Fecal		CFU/100 mL	200	283.2	86400	-	4,492.0
5439000	2/8/2022	6.29	6.29	0.1459	0.92	8783	74.4448%	Fecal		CFU/100 mL	200	283.2	86400	-	4,492.0
5439000	1/10/2005	6.28	6.28	0.1459	0.92	8786	74.4702%	Fecal		CFU/100 mL	200	283.2	86400	-	4,484.9
5439000	8/8/2008	6.28	6.28	0.1459	0.92	8786	74.4702%	Fecal		CFU/100 mL	200	283.2	86400	-	4,484.9
5439000	11/27/2021	6.28	6.28	0.1459	0.92	8786	74.4702%	Fecal		CFU/100 mL	200	283.2	86400	-	4,484.9
5439000	10/26/2011	6.27	6.27	0.1459	0.92	8789	74.4957%	Fecal		CFU/100 mL	200	283.2	86400	-	4,477.8
5439000	8/15/2014	6.27	6.27	0.1459	0.92	8789	74.4957%	Fecal		CFU/100 mL	200	283.2	86400	-	4,477.8
5439000	7/18/2003	6.26	6.26	0.1459	0.91	8791	74.5126%	Fecal		CFU/100 mL	200	283.2	86400	-	4,470.6
5439000	2/2/2009	6.26	6.26	0.1459	0.91	8791	74.5126%	Fecal		CFU/100 mL	200	283.2	86400	-	4,470.6
5439000	6/29/2012	6.26	6.26	0.1459	0.91	8791	74.5126%	Fecal		CFU/100 mL	200	283.2	86400	-	4,470.6
5439000	3/5/2013	6.25	6.25	0.1459	0.91	8794	74.5381%	Fecal		CFU/100 mL	200	283.2	86400	-	4,463.5
5439000	10/30/2007	6.23	6.23	0.1459	0.91	8795	74.5465%	Fecal		CFU/100 mL	200	283.2	86400	-	4,449.2
5439000	9/2/2018	6.23	6.23	0.1459	0.91	8795	74.5465%	Fecal		CFU/100 mL	200	283.2	86400	-	4,449.2
5439000	1/19/2015	6.22	6.22	0.1459	0.91	8797	74.5635%	Fecal		CFU/100 mL	200	283.2	86400	-	4,442.1
5439000	9/14/1990	6.2	6.2	0.1459	0.90	8798	74.5720%	Fecal		CFU/100 mL	200	283.2	86400	-	4,427.8
5439000	9/16/1990	6.2	6.2	0.1459	0.90	8798	74.5720%	Fecal		CFU/100 mL	200	283.2	86400	-	4,427.8
5439000	9/16/1991	6.2	6.2	0.1459	0.90	8798	74.5720%	Fecal		CFU/100 mL	200	283.2	86400	-	4,427.8
5439000	1/30/1996	6.2	6.2	0.1459	0.90	8798	74.5720%	Fecal		CFU/100 mL	200	283.2	86400	-	4,427.8
5439000	7/25/1997	6.2	6.2	0.1459	0.90	8798	74.5720%	Fecal		CFU/100 mL	200	283.2	86400	-	4,427.8
5439000	11/2/2003	6.2	6.2	0.1459	0.90	8798	74.5720%	Fecal		CFU/100 mL	200	283.2	86400	-	4,427.8
5439000	7/21/2006	6.19	6.19	0.1459	0.90	8804	74.6228%	Fecal		CFU/100 mL	200	283.2	86400	-	4,420.6
5439000	12/1/2010	6.19	6.19	0.1459	0.90	8804	74.6228%	Fecal		CFU/100 mL	200	283.2	86400	-	4,420.6
5439000	8/13/2021	6.19	6.19	0.1459	0.90	8804	74.6228%	Fecal		CFU/100 mL	200	283.2	86400	-	4,420.6
5439000	11/22/2010	6.16	6.16	0.1459	0.90	8807	74.6482%	Fecal		CFU/100 mL	200	283.2	86400	-	4,399.2
5439000	7/29/2013	6.16	6.16	0.1459	0.90	8807	74.6482%	Fecal		CFU/100 mL	200	283.2	86400	-	4,399.2
5439000	8/27/2014	6.16	6.16	0.1459	0.90	8807	74.6482%	Fecal		CFU/100 mL	200	283.2	86400	-	4,399.2
5439000	1/10/2021	6.16	6.16	0.1459	0.90	8807	74.6482%	Fecal		CFU/100 mL	200	283.2	86400	-	4,399.2
5439000	1/7/2022	6.16	6.16	0.1459	0.90	8807	74.6482%	Fecal		CFU/100 mL	200	283.2	86400	-	4,399.2
5439000	4/15/2003	6.15	6.15	0.1459	0.90	8812	74.6906%	Fecal		CFU/100 mL	200	283.2	86400	-	4,392.1
5439000	6/26/2012	6.15	6.15	0.1459	0.90	8812	74.6906%	Fecal		CFU/100 mL	200	283.2	86400	-	4,392.1
5439000	7/31/2020	6.15	6.15	0.1459	0.90	8812	74.6906%	Fecal		CFU/100 mL	200	283.2	86400	-	4,392.1
5439000	11/13/2021	6.15	6.15	0.1459	0.90	8812	74.6906%	Fecal		CFU/100 mL	200	283.2	86400	-	4,392.1
5439000	11/4/2007	6.14	6.14	0.1459	0.90	8816	74.7245%	Fecal		CFU/100 mL	200	283.2	86400	-	4,384.9
5439000	11/20/2013	6.11	6.11	0.1459	0.89	8817	74.7330%	Fecal		CFU/100 mL	200	283.2	86400	-	4,363.5
5439000	10/8/2016	6.11	6.11	0.1459	0.89	8817	74.7330%	Fecal		CFU/100 mL	200	283.2	86400	-	4,363.5
5439000	1/23/2021	6.11	6.11	0.1459	0.89	8817	74.7330%	Fecal		CFU/100 mL	200	283.2	86400	-	4,363.5
5439000	7/10/1991	6.1	6.1	0.1459	0.89	8820	74.7584%	Fecal		CFU/100 mL	200	283.2	86400	-	4,356.4

Gage ID	Date	Discharge (CFS)	Gage Discharge (less Surrogate NPDES) (CFS)	Watershed Area Ratio	Calculated flow (CFS)	Rank	Flow Exceedance %	Parameter	Results	Units (mg or micro_gram	Limit/Standard	100mL/CF	sec/day	Actual Load (million colonies/day)	Allowable Load (million colonies/day)
5439000	11/14/1991	6.1	6.1	0.1459	0.89	8820	74.7584%	Fecal		CFU/100 mL	200	283.2	86400	-	4,356.4
5439000	8/9/1992	6.1	6.1	0.1459	0.89	8820	74.7584%	Fecal		CFU/100 mL	200	283.2	86400	-	4,356.4
5439000	10/28/1995	6.1	6.1	0.1459	0.89	8820	74.7584%	Fecal		CFU/100 mL	200	283.2	86400	-	4,356.4
5439000	10/17/1996	6.1	6.1	0.1459	0.89	8820	74.7584%	Fecal		CFU/100 mL	200	283.2	86400	-	4,356.4
5439000	10/23/1999	6.1	6.1	0.1459	0.89	8820	74.7584%	Fecal		CFU/100 mL	200	283.2	86400	-	4,356.4
5439000	9/26/2001	6.1	6.1	0.1459	0.89	8820	74.7584%	Fecal		CFU/100 mL	200	283.2	86400	-	4,356.4
5439000	7/30/2018	6.1	6.1	0.1459	0.89	8820	74.7584%	Fecal		CFU/100 mL	200	283.2	86400	-	4,356.4
5439000	8/2/2019	6.1	6.1	0.1459	0.89	8820	74.7584%	Fecal		CFU/100 mL	200	283.2	86400	-	4,356.4
5439000	9/21/2009	6.09	6.09	0.1459	0.89	8829	74.8347%	Fecal		CFU/100 mL	200	283.2	86400	-	4,349.2
5439000	11/15/2015	6.09	6.09	0.1459	0.89	8829	74.8347%	Fecal		CFU/100 mL	200	283.2	86400	-	4,349.2
5439000	8/18/2005	6.08	6.08	0.1459	0.89	8831	74.8517%	Fecal		CFU/100 mL	200	283.2	86400	-	4,342.1
5439000	3/27/2006	6.08	6.08	0.1459	0.89	8831	74.8517%	Fecal		CFU/100 mL	200	283.2	86400	-	4,342.1
5439000	8/12/2009	6.08	6.08	0.1459	0.89	8831	74.8517%	Fecal		CFU/100 mL	200	283.2	86400	-	4,342.1
5439000	10/29/2020	6.06	6.06	0.1459	0.88	8834	74.8771%	Fecal		CFU/100 mL	200	283.2	86400	-	4,327.8
5439000	12/14/2021	6.06	6.06	0.1459	0.88	8834	74.8771%	Fecal		CFU/100 mL	200	283.2	86400	-	4,327.8
5439000	10/6/2014	6.05	6.05	0.1459	0.88	8836	74.8940%	Fecal		CFU/100 mL	200	283.2	86400	-	4,320.6
5439000	8/25/2009	6.04	6.04	0.1459	0.88	8837	74.9025%	Fecal		CFU/100 mL	200	283.2	86400	-	4,313.5
5439000	12/30/2003	6.03	6.03	0.1459	0.88	8838	74.9110%	Fecal		CFU/100 mL	200	283.2	86400	-	4,306.4
5439000	11/13/2020	6.03	6.03	0.1459	0.88	8838	74.9110%	Fecal		CFU/100 mL	200	283.2	86400	-	4,306.4
5439000	9/6/2010	6.01	6.01	0.1459	0.88	8840	74.9280%	Fecal		CFU/100 mL	200	283.2	86400	-	4,292.1
5439000	9/12/1991	6	6	0.1459	0.88	8841	74.9364%	Fecal		CFU/100 mL	200	283.2	86400	-	4,284.9
5439000	10/3/1991	6	6	0.1459	0.88	8841	74.9364%	Fecal		CFU/100 mL	200	283.2	86400	-	4,284.9
5439000	6/10/1994	6	6	0.1459	0.88	8841	74.9364%	Fecal		CFU/100 mL	200	283.2	86400	-	4,284.9
5439000	10/7/1994	6	6	0.1459	0.88	8841	74.9364%	Fecal		CFU/100 mL	200	283.2	86400	-	4,284.9
5439000	3/17/1996	6	6	0.1459	0.88	8841	74.9364%	Fecal		CFU/100 mL	200	283.2	86400	-	4,284.9
5439000	3/23/1996	6	6	0.1459	0.88	8841	74.9364%	Fecal		CFU/100 mL	200	283.2	86400	-	4,284.9
5439000	9/16/1996	6	6	0.1459	0.88	8841	74.9364%	Fecal		CFU/100 mL	200	283.2	86400	-	4,284.9
5439000	9/17/1996	6	6	0.1459	0.88	8841	74.9364%	Fecal		CFU/100 mL	200	283.2	86400	-	4,284.9
5439000	9/20/1996	6	6	0.1459	0.88	8841	74.9364%	Fecal		CFU/100 mL	200	283.2	86400	-	4,284.9
5439000	11/5/1996	6	6	0.1459	0.88	8841	74.9364%	Fecal		CFU/100 mL	200	283.2	86400	-	4,284.9
5439000	11/6/1996	6	6	0.1459	0.88	8841	74.9364%	Fecal		CFU/100 mL	200	283.2	86400	-	4,284.9
5439000	10/26/1997	6	6	0.1459	0.88	8841	74.9364%	Fecal		CFU/100 mL	200	283.2	86400	-	4,284.9
5439000	10/2/1998	6	6	0.1459	0.88	8841	74.9364%	Fecal		CFU/100 mL	200	283.2	86400	-	4,284.9
5439000	10/19/1999	6	6	0.1459	0.88	8841	74.9364%	Fecal		CFU/100 mL	200	283.2	86400	-	4,284.9
5439000	12/13/1999	6	6	0.1459	0.88	8841	74.9364%	Fecal		CFU/100 mL	200	283.2	86400	-	4,284.9
5439000	1/10/2000	6	6	0.1459	0.88	8841	74.9364%	Fecal		CFU/100 mL	200	283.2	86400	-	4,284.9
5439000	2/21/2000	6	6	0.1459	0.88	8841	74.9364%	Fecal		CFU/100 mL	200	283.2	86400	-	4,284.9
5439000	9/30/2000	6	6	0.1459	0.88	8841	74.9364%	Fecal		CFU/100 mL	200	283.2	86400	-	4,284.9
5439000	7/13/2001	6	6	0.1459	0.88	8841	74.9364%	Fecal		CFU/100 mL	200	283.2	86400	-	4,284.9
5439000	12/7/2007	6	6	0.1459	0.88	8841	74.9364%	Fecal		CFU/100 mL	200	283.2	86400	-	4,284.9
5439000	11/14/2020	6	6	0.1459	0.88	8841	74.9364%	Fecal		CFU/100 mL	200	283.2	86400	-	4,284.9
5439000	11/2/2007	5.99	5.99	0.1459	0.87	8862	75.1144%	Fecal		CFU/100 mL	200	283.2	86400	-	4,277.8
5439000	7/31/2013	5.99	5.99	0.1459	0.87	8862	75.1144%	Fecal		CFU/100 mL	200	283.2	86400	-	4,277.8
5439000	1/20/2015	5.98	5.98	0.1459	0.87	8864	75.1314%	Fecal		CFU/100 mL	200	283.2	86400	-	4,270.7
5439000	8/27/1994	5.97	5.97	0.1459	0.87	8865	75.1399%	Fecal		CFU/100 mL	200	283.2	86400	-	4,263.5
5439000	7/27/1994	5.96	5.96	0.1459	0.87	8866	75.1483%	Fecal		CFU/100 mL	200	283.2	86400	-	4,256.4
5439000	11/10/2007	5.96	5.96	0.1459	0.87	8866	75.1483%	Fecal		CFU/100 mL	200	283.2	86400	-	4,256.4
5439000	7/2/2012	5.96	5.96	0.1459	0.87	8866	75.1483%	Fecal		CFU/100 mL	200	283.2	86400	-	4,256.4
5439000	1/27/2021	5.96	5.96	0.1459	0.87	8866	75.1483%	Fecal		CFU/100 mL	200	283.2	86400	-	4,256.4
5439000	6/11/1994	5.95	5.95	0.1459	0.87	8870	75.1822%	Fecal		CFU/100 mL	200	283.2	86400	-	4,249.2
5439000	11/13/2007	5.95	5.95	0.1459	0.87	8870	75.1822%	Fecal		CFU/100 mL	200	283.2	86400	-	4,249.2
5439000	8/12/2016	5.94	5.94	0.1459	0.87	8872	75.1992%	Fecal		CFU/100 mL	200	283.2	86400	-	4,242.1
5439000	1/16/2022	5.94	5.94	0.1459	0.87	8872	75.1992%	Fecal		CFU/100 mL	200	283.2	86400	-	4,242.1
5439000	8/1/2020	5.93	5.93	0.1459	0.87	8874	75.2161%	Fecal		CFU/100 mL	200	283.2	86400	-	4,234.9
5439000	10/24/2012	5.92	5.92	0.1459	0.86	8875	75.2246%	Fecal		CFU/100 mL	200	283.2	86400	-	4,227.8
5439000	10/30/2020	5.92	5.92	0.1459	0.86	8875	75.2246%	Fecal		CFU/100 mL	200	283.2	86400	-	4,227.8
5439000	11/16/2015	5.91	5.91	0.1459	0.86	8877	75.2416%	Fecal		CFU/100 mL	200	283.2	86400	-	4,220.7
5439000	9/19/1990	5.9	5.9	0.1459	0.86	8878	75.2500%	Fecal		CFU/100 mL	200	283.2	86400	-	4,213.5
5439000	10/4/1990	5.9	5.9	0.1459	0.86	8878	75.2500%	Fecal		CFU/100 mL	200	283.2	86400	-	4,213.5
5439000	10/8/1990	5.9	5.9	0.1459	0.86	8878	75.2500%	Fecal		CFU/100 mL	200	283.2	86400	-	4,213.5
5439000	6/30/1992	5.9	5.9	0.1459	0.86	8878	75.2500%	Fecal		CFU/100 mL	200	283.2	86400	-	4,213.5
5439000	10/29/1995	5.9	5.9	0.1459	0.86	8878	75.2500%	Fecal		CFU/100 mL	200	283.2	86400	-	4,213.5
5439000	10/8/1998	5.9	5.9	0.1459	0.86	8878	75.2500%	Fecal		CFU/100 mL	200	283.2	86400	-	4,213.5
5439000	1/9/2005	5.9	5.9	0.1459	0.86	8878	75.2500%	Fecal		CFU/100 mL	200	283.2	86400	-	4,213.5
5439000	11/1/2006	5.9	5.9	0.1459	0.86	8878	75.2500%	Fecal		CFU/100 mL	200	283.2	86400	-	4,213.5
5439000	11/3/2007	5.9	5.9	0.1459	0.86	8878	75.2500%	Fecal		CFU/100 mL	200	283.2	86400	-	4,213.5
5439000	12/30/2004	5.89	5.89	0.1459	0.86	8887	75.3263%	Fecal		CFU/100 mL	200	283.2	86400	-	4,206.4
5439000	11/14/2007	5.89	5.89	0.1459	0.86	8887	75.3263%	Fecal		CFU/100 mL	200	283.2	86400	-	4,206.4
5439000	4/13/2003	5.88	5.88	0.1459	0.86	8889	75.3433%	Fecal		CFU/100 mL	200	283.2	86400	-	4,199.2
5439000	4/14/2003	5.88	5.88	0.1459	0.86	8889	75.3433%	Fecal		CFU/100 mL	200	283.2	86400	-	4,199.2
5439000	12/19/2002	5.87	5.87	0.1459	0.86	8891	75.3602%	Fecal		CFU/100 mL	200	283.2	86400	-	4,192.1
5439000	8/26/2016	5.87	5.87	0.1459	0.86	8891	75.3602%	Fecal		CFU/100 mL	200	283.2	86400	-	4,192.1
5439000	10/25/2010	5.86	5.86	0.1459	0.86	8893	75.3772%	Fecal		CFU/100 mL	200	283.2	86400	-	4,185.0
5439000	10/11/2011	5.86	5.86	0.1459	0.86	8893	75.3772%	Fecal		CFU/100 mL	200	283.2	86400	-	4,185.0
5439000	10/27/2011	5.86	5.86	0.1459	0.86	8893	75.3772%	Fecal		CFU/100 mL	200	283.2	86400	-	4,185.0
5439000	11/19/2020	5.86	5.86	0.1459	0.86	8893	75.3772%	Fecal		CFU/100 mL	200	283.2	86400	-	4,185.0
5439000	4/12/2003	5.85	5.85	0.1459	0.85	8897	75.4111%	Fecal		CFU/100 mL	200	283.2	86400	-	4,177.8
5439000	10/16/2012	5.85	5.85	0.1459	0.85	8897	75.4111%	Fecal		CFU/100 mL	200	283.2	86400	-	4,177.8
5439000	7/20/2016	5.85	5.85	0.1459	0.85	8897	75.4111%	Fecal		CFU/100 mL	200	283.2	86400	-	4,177.8
5439000	9/9/2016	5.85	5.85	0.1459	0.85	8897	75.4111%	Fecal		CFU/100 mL	200	283.2	86400	-	4,177.8
5439000	7/29/2018	5.85	5.85	0.1459	0.85	8897	75.4111%	Fecal		CFU/100 mL	200	283.2	86400	-	4,177.8
5439000	7/19/2003	5.83	5.83	0.1459	0.85	8902	75.4535%	Fecal		CFU/100 mL	200	283.2	86400	-	4,163.5
5439000	11/16/2006	5.83	5.83	0.1459	0.85	8902	75.4535%	Fecal		CFU/100 mL	200	283.2	86400	-	4,163.5
5439000	11/21/2013	5.81	5.81	0.1459	0.85	8904	75.4704%	Fecal		CFU/100 mL	200	283.2	86400	-	4,149.2
5439000	8/7/1991	5.8	5.8	0.1459	0.85	8905	75.4789%	Fecal		CFU/100 mL	200	283.2	86400	-	4,142.1
5439000	8/30/1991	5.8	5.8	0.1459	0.85	8905	75.4789%	Fecal		CFU/100 mL	200	283.2	86400	-	4,142.1
5439000	7/1/1992	5.8	5.8	0.1459	0.85	8905	75.4789%	Fecal		CFU/100 mL	200	283.2	86400	-	4,142.1
5439000	11/2/1996	5.8	5.8	0.1459	0.85	8905	75.4789%	Fecal		CFU/100 mL	200	283.2	86400	-	4,142.1
5439000	12/7/1996	5.8	5.8	0.1459	0.85	8905	75.4789%	Fecal		CFU/100 mL	200	283.2	86400	-	4,142.1
5439000	10/17/1999	5.8	5.8	0.1459	0.85	8905	75.4789%	Fecal		CFU/100 mL	200	283.2	86400	-	4,142.1

Gage ID	Date	Discharge (CFS)	Gage Discharge (less Surrogate NPDES) (CFS)	Watershed Area Ratio	Calculated flow (CFS)	Rank	Flow Exceedance %	Parameter	Results	Units (mg or micro_gram	Limit/Standard	100mL/CF	sec/day	Actual Load (million colonies/day)	Allowable Load (million colonies/day)
5439000	8/16/2000	5.8	5.8	0.1459	0.85	8905	75.4789%	Fecal		CFU/100 mL	200	283.2	86400	-	4,142.1
5439000	9/20/2000	5.8	5.8	0.1459	0.85	8905	75.4789%	Fecal		CFU/100 mL	200	283.2	86400	-	4,142.1
5439000	12/20/2004	5.8	5.8	0.1459	0.85	8905	75.4789%	Fecal		CFU/100 mL	200	283.2	86400	-	4,142.1
5439000	12/31/2003	5.79	5.79	0.1459	0.84	8914	75.5552%	Fecal		CFU/100 mL	200	283.2	86400	-	4,135.0
5439000	6/16/2005	5.79	5.79	0.1459	0.84	8914	75.5552%	Fecal		CFU/100 mL	200	283.2	86400	-	4,135.0
5439000	8/4/2021	5.78	5.78	0.1459	0.84	8916	75.5721%	Fecal		CFU/100 mL	200	283.2	86400	-	4,127.8
5439000	12/29/2021	5.78	5.78	0.1459	0.84	8916	75.5721%	Fecal		CFU/100 mL	200	283.2	86400	-	4,127.8
5439000	10/7/2011	5.77	5.77	0.1459	0.84	8918	75.5891%	Fecal		CFU/100 mL	200	283.2	86400	-	4,120.7
5439000	1/21/2015	5.77	5.77	0.1459	0.84	8918	75.5891%	Fecal		CFU/100 mL	200	283.2	86400	-	4,120.7
5439000	11/7/2007	5.75	5.75	0.1459	0.84	8920	75.6060%	Fecal		CFU/100 mL	200	283.2	86400	-	4,106.4
5439000	9/20/2009	5.75	5.75	0.1459	0.84	8920	75.6060%	Fecal		CFU/100 mL	200	283.2	86400	-	4,106.4
5439000	11/20/2021	5.75	5.75	0.1459	0.84	8920	75.6060%	Fecal		CFU/100 mL	200	283.2	86400	-	4,106.4
5439000	10/17/2016	5.74	5.74	0.1459	0.84	8923	75.6315%	Fecal		CFU/100 mL	200	283.2	86400	-	4,099.3
5439000	11/8/2020	5.74	5.74	0.1459	0.84	8923	75.6315%	Fecal		CFU/100 mL	200	283.2	86400	-	4,099.3
5439000	7/24/2004	5.73	5.73	0.1459	0.84	8925	75.6484%	Fecal		CFU/100 mL	200	283.2	86400	-	4,092.1
5439000	11/8/2007	5.73	5.73	0.1459	0.84	8925	75.6484%	Fecal		CFU/100 mL	200	283.2	86400	-	4,092.1
5439000	10/23/2011	5.73	5.73	0.1459	0.84	8925	75.6484%	Fecal		CFU/100 mL	200	283.2	86400	-	4,092.1
5439000	12/30/2021	5.72	5.72	0.1459	0.83	8928	75.6738%	Fecal		CFU/100 mL	200	283.2	86400	-	4,085.0
5439000	8/25/1994	5.71	5.71	0.1459	0.83	8929	75.6823%	Fecal		CFU/100 mL	200	283.2	86400	-	4,077.8
5439000	8/31/2014	5.71	5.71	0.1459	0.83	8929	75.6823%	Fecal		CFU/100 mL	200	283.2	86400	-	4,077.8
5439000	7/11/1991	5.7	5.7	0.1459	0.83	8931	75.6993%	Fecal		CFU/100 mL	200	283.2	86400	-	4,070.7
5439000	10/9/1991	5.7	5.7	0.1459	0.83	8931	75.6993%	Fecal		CFU/100 mL	200	283.2	86400	-	4,070.7
5439000	11/10/1991	5.7	5.7	0.1459	0.83	8931	75.6993%	Fecal		CFU/100 mL	200	283.2	86400	-	4,070.7
5439000	10/1/1996	5.7	5.7	0.1459	0.83	8931	75.6993%	Fecal		CFU/100 mL	200	283.2	86400	-	4,070.7
5439000	10/19/1996	5.7	5.7	0.1459	0.83	8931	75.6993%	Fecal		CFU/100 mL	200	283.2	86400	-	4,070.7
5439000	7/19/1997	5.7	5.7	0.1459	0.83	8931	75.6993%	Fecal		CFU/100 mL	200	283.2	86400	-	4,070.7
5439000	8/19/1997	5.7	5.7	0.1459	0.83	8931	75.6993%	Fecal		CFU/100 mL	200	283.2	86400	-	4,070.7
5439000	10/28/1997	5.7	5.7	0.1459	0.83	8931	75.6993%	Fecal		CFU/100 mL	200	283.2	86400	-	4,070.7
5439000	8/9/2008	5.7	5.7	0.1459	0.83	8931	75.6993%	Fecal		CFU/100 mL	200	283.2	86400	-	4,070.7
5439000	6/30/2012	5.69	5.69	0.1459	0.83	8940	75.7756%	Fecal		CFU/100 mL	200	283.2	86400	-	4,063.5
5439000	9/12/2015	5.68	5.68	0.1459	0.83	8941	75.7840%	Fecal		CFU/100 mL	200	283.2	86400	-	4,056.4
5439000	7/28/1994	5.67	5.67	0.1459	0.83	8942	75.7925%	Fecal		CFU/100 mL	200	283.2	86400	-	4,049.3
5439000	10/29/2007	5.67	5.67	0.1459	0.83	8942	75.7925%	Fecal		CFU/100 mL	200	283.2	86400	-	4,049.3
5439000	9/20/2016	5.66	5.66	0.1459	0.83	8944	75.8095%	Fecal		CFU/100 mL	200	283.2	86400	-	4,042.1
5439000	6/17/2005	5.65	5.65	0.1459	0.82	8945	75.8179%	Fecal		CFU/100 mL	200	283.2	86400	-	4,035.0
5439000	11/18/2007	5.65	5.65	0.1459	0.82	8945	75.8179%	Fecal		CFU/100 mL	200	283.2	86400	-	4,035.0
5439000	9/10/2016	5.65	5.65	0.1459	0.82	8945	75.8179%	Fecal		CFU/100 mL	200	283.2	86400	-	4,035.0
5439000	11/3/2021	5.64	5.64	0.1459	0.82	8948	75.8434%	Fecal		CFU/100 mL	200	283.2	86400	-	4,027.8
5439000	4/11/2003	5.63	5.63	0.1459	0.82	8949	75.8518%	Fecal		CFU/100 mL	200	283.2	86400	-	4,020.7
5439000	12/25/2003	5.63	5.63	0.1459	0.82	8949	75.8518%	Fecal		CFU/100 mL	200	283.2	86400	-	4,020.7
5439000	8/3/2004	5.63	5.63	0.1459	0.82	8949	75.8518%	Fecal		CFU/100 mL	200	283.2	86400	-	4,020.7
5439000	8/23/2017	5.63	5.63	0.1459	0.82	8949	75.8518%	Fecal		CFU/100 mL	200	283.2	86400	-	4,020.7
5439000	8/28/2014	5.62	5.62	0.1459	0.82	8953	75.8857%	Fecal		CFU/100 mL	200	283.2	86400	-	4,013.6
5439000	10/7/2021	5.62	5.62	0.1459	0.82	8953	75.8857%	Fecal		CFU/100 mL	200	283.2	86400	-	4,013.6
5439000	1/15/2022	5.62	5.62	0.1459	0.82	8953	75.8857%	Fecal		CFU/100 mL	200	283.2	86400	-	4,013.6
5439000	9/1/2014	5.61	5.61	0.1459	0.82	8956	75.9112%	Fecal		CFU/100 mL	200	283.2	86400	-	4,006.4
5439000	11/11/1991	5.6	5.6	0.1459	0.82	8957	75.9196%	Fecal		CFU/100 mL	200	283.2	86400	-	3,999.3
5439000	3/18/1996	5.6	5.6	0.1459	0.82	8957	75.9196%	Fecal		CFU/100 mL	200	283.2	86400	-	3,999.3
5439000	12/5/1996	5.6	5.6	0.1459	0.82	8957	75.9196%	Fecal		CFU/100 mL	200	283.2	86400	-	3,999.3
5439000	7/16/1997	5.6	5.6	0.1459	0.82	8957	75.9196%	Fecal		CFU/100 mL	200	283.2	86400	-	3,999.3
5439000	7/29/1999	5.6	5.6	0.1459	0.82	8957	75.9196%	Fecal		CFU/100 mL	200	283.2	86400	-	3,999.3
5439000	10/22/1999	5.6	5.6	0.1459	0.82	8957	75.9196%	Fecal		CFU/100 mL	200	283.2	86400	-	3,999.3
5439000	12/17/1999	5.6	5.6	0.1459	0.82	8957	75.9196%	Fecal		CFU/100 mL	200	283.2	86400	-	3,999.3
5439000	12/20/1999	5.6	5.6	0.1459	0.82	8957	75.9196%	Fecal		CFU/100 mL	200	283.2	86400	-	3,999.3
5439000	8/20/2000	5.6	5.6	0.1459	0.82	8957	75.9196%	Fecal		CFU/100 mL	200	283.2	86400	-	3,999.3
5439000	9/15/2000	5.6	5.6	0.1459	0.82	8957	75.9196%	Fecal		CFU/100 mL	200	283.2	86400	-	3,999.3
5439000	9/18/2001	5.6	5.6	0.1459	0.82	8957	75.9196%	Fecal		CFU/100 mL	200	283.2	86400	-	3,999.3
5439000	12/8/2007	5.6	5.6	0.1459	0.82	8957	75.9196%	Fecal		CFU/100 mL	200	283.2	86400	-	3,999.3
5439000	8/16/2012	5.6	5.6	0.1459	0.82	8957	75.9196%	Fecal		CFU/100 mL	200	283.2	86400	-	3,999.3
5439000	8/16/2014	5.6	5.6	0.1459	0.82	8957	75.9196%	Fecal		CFU/100 mL	200	283.2	86400	-	3,999.3
5439000	3/9/2015	5.59	5.59	0.1459	0.82	8971	76.0383%	Fecal		CFU/100 mL	200	283.2	86400	-	3,992.1
5439000	11/4/2021	5.59	5.59	0.1459	0.82	8971	76.0383%	Fecal		CFU/100 mL	200	283.2	86400	-	3,992.1
5439000	1/13/2022	5.59	5.59	0.1459	0.82	8971	76.0383%	Fecal		CFU/100 mL	200	283.2	86400	-	3,992.1
5439000	8/6/2009	5.58	5.58	0.1459	0.81	8974	76.0637%	Fecal		CFU/100 mL	200	283.2	86400	-	3,985.0
5439000	9/2/2013	5.57	5.57	0.1459	0.81	8975	76.0722%	Fecal		CFU/100 mL	200	283.2	86400	-	3,977.8
5439000	8/4/2019	5.55	5.55	0.1459	0.81	8976	76.0807%	Fecal		CFU/100 mL	200	283.2	86400	-	3,963.6
5439000	1/3/2006	5.53	5.53	0.1459	0.81	8977	76.0892%	Fecal		CFU/100 mL	200	283.2	86400	-	3,949.3
5439000	8/25/2010	5.53	5.53	0.1459	0.81	8977	76.0892%	Fecal		CFU/100 mL	200	283.2	86400	-	3,949.3
5439000	1/22/2015	5.53	5.53	0.1459	0.81	8977	76.0892%	Fecal		CFU/100 mL	200	283.2	86400	-	3,949.3
5439000	10/18/2016	5.52	5.52	0.1459	0.81	8980	76.1146%	Fecal		CFU/100 mL	200	283.2	86400	-	3,942.1
5439000	10/31/2020	5.51	5.51	0.1459	0.80	8981	76.1231%	Fecal		CFU/100 mL	200	283.2	86400	-	3,935.0
5439000	11/12/2021	5.51	5.51	0.1459	0.80	8981	76.1231%	Fecal		CFU/100 mL	200	283.2	86400	-	3,935.0
5439000	11/25/2021	5.51	5.51	0.1459	0.80	8981	76.1231%	Fecal		CFU/100 mL	200	283.2	86400	-	3,935.0
5439000	7/14/1991	5.5	5.5	0.1459	0.80	8984	76.1485%	Fecal		CFU/100 mL	200	283.2	86400	-	3,927.9
5439000	8/9/1991	5.5	5.5	0.1459	0.80	8984	76.1485%	Fecal		CFU/100 mL	200	283.2	86400	-	3,927.9
5439000	6/28/1992	5.5	5.5	0.1459	0.80	8984	76.1485%	Fecal		CFU/100 mL	200	283.2	86400	-	3,927.9
5439000	6/29/1992	5.5	5.5	0.1459	0.80	8984	76.1485%	Fecal		CFU/100 mL	200	283.2	86400	-	3,927.9
5439000	7/30/1995	5.5	5.5	0.1459	0.80	8984	76.1485%	Fecal		CFU/100 mL	200	283.2	86400	-	3,927.9
5439000	10/8/1995	5.5	5.5	0.1459	0.80	8984	76.1485%	Fecal		CFU/100 mL	200	283.2	86400	-	3,927.9
5439000	10/22/1996	5.5	5.5	0.1459	0.80	8984	76.1485%	Fecal		CFU/100 mL	200	283.2	86400	-	3,927.9
5439000	10/18/1999	5.5	5.5	0.1459	0.80	8984	76.1485%	Fecal		CFU/100 mL	200	283.2	86400	-	3,927.9
5439000	12/4/1999	5.5	5.5	0.1459	0.80	8984	76.1485%	Fecal		CFU/100 mL	200	283.2	86400	-	3,927.9
5439000	12/21/1999	5.5	5.5	0.1459	0.80	8984	76.1485%	Fecal		CFU/100 mL	200	283.2	86400	-	3,927.9
5439000	7/14/2001	5.5	5.5	0.1459	0.80	8984	76.1485%	Fecal		CFU/100 mL	200	283.2	86400	-	3,927.9
5439000	9/23/2009	5.5	5.5	0.1459	0.80	8984	76.1485%	Fecal		CFU/100 mL	200	283.2	86400	-	3,927.9
5439000	1/23/2015	5.48	5.48	0.1459	0.80	8996	76.2502%	Fecal		CFU/100 mL	200	283.2	86400	-	3,913.6
5439000	12/28/2021	5.48	5.48	0.1459	0.80	8996	76.2502%	Fecal		CFU/100 mL	200	283.2	86400	-	3,913.6
5439000	11/20/2020	5.47	5.47	0.1459	0.80	8998	76.2672%	Fecal		CFU/100 mL	200	283.2	86400	-	3,906.4
5439000	11/17/2007	5.46	5.46	0.1459	0.80	8999	76.2756%	Fecal		CFU/100 mL	200	283.2	86400	-	3,899.3
5439000	8/11/2008	5.46	5.46	0.1459	0.80	8999	76.2756%	Fecal		CFU/100 mL	200	283.2	86400	-	3,899.3

Gage ID	Date	Discharge (CFS)	Gage Discharge (less Surrogate NPDES) (CFS)	Watershed Area Ratio	Calculated flow (CFS)	Rank	Flow Exceedance %	Parameter	Results	Units (mg or micro_gram	Limit/Standard	100mL/CF	sec/day	Actual Load (million colonies/day)	Allowable Load (million colonies/day)
5439000	11/13/2014	5.46	5.46	0.1459	0.80	8999	76.2756%	Fecal		CFU/100 mL	200	283.2	86400	-	3,899.3
5439000	11/19/2007	5.45	5.45	0.1459	0.80	9002	76.3011%	Fecal		CFU/100 mL	200	283.2	86400	-	3,892.2
5439000	10/10/2011	5.45	5.45	0.1459	0.80	9002	76.3011%	Fecal		CFU/100 mL	200	283.2	86400	-	3,892.2
5439000	10/31/2011	5.45	5.45	0.1459	0.80	9002	76.3011%	Fecal		CFU/100 mL	200	283.2	86400	-	3,892.2
5439000	2/5/2007	5.44	5.44	0.1459	0.79	9005	76.3265%	Fecal		CFU/100 mL	200	283.2	86400	-	3,885.0
5439000	9/2/2015	5.44	5.44	0.1459	0.79	9005	76.3265%	Fecal		CFU/100 mL	200	283.2	86400	-	3,885.0
5439000	1/30/2021	5.44	5.44	0.1459	0.79	9005	76.3265%	Fecal		CFU/100 mL	200	283.2	86400	-	3,885.0
5439000	8/22/2015	5.42	5.42	0.1459	0.79	9008	76.3519%	Fecal		CFU/100 mL	200	283.2	86400	-	3,870.7
5439000	8/3/2008	5.41	5.41	0.1459	0.79	9009	76.3604%	Fecal		CFU/100 mL	200	283.2	86400	-	3,863.6
5439000	11/9/1991	5.4	5.4	0.1459	0.79	9010	76.3689%	Fecal		CFU/100 mL	200	283.2	86400	-	3,856.4
5439000	3/21/1996	5.4	5.4	0.1459	0.79	9010	76.3689%	Fecal		CFU/100 mL	200	283.2	86400	-	3,856.4
5439000	12/6/1996	5.4	5.4	0.1459	0.79	9010	76.3689%	Fecal		CFU/100 mL	200	283.2	86400	-	3,856.4
5439000	12/9/1996	5.4	5.4	0.1459	0.79	9010	76.3689%	Fecal		CFU/100 mL	200	283.2	86400	-	3,856.4
5439000	8/10/1998	5.4	5.4	0.1459	0.79	9010	76.3689%	Fecal		CFU/100 mL	200	283.2	86400	-	3,856.4
5439000	7/30/1999	5.4	5.4	0.1459	0.79	9010	76.3689%	Fecal		CFU/100 mL	200	283.2	86400	-	3,856.4
5439000	1/11/2000	5.4	5.4	0.1459	0.79	9010	76.3689%	Fecal		CFU/100 mL	200	283.2	86400	-	3,856.4
5439000	10/2/2000	5.4	5.4	0.1459	0.79	9010	76.3689%	Fecal		CFU/100 mL	200	283.2	86400	-	3,856.4
5439000	9/13/2009	5.39	5.39	0.1459	0.79	9018	76.4367%	Fecal		CFU/100 mL	200	283.2	86400	-	3,849.3
5439000	2/6/2013	5.39	5.39	0.1459	0.79	9018	76.4367%	Fecal		CFU/100 mL	200	283.2	86400	-	3,849.3
5439000	1/24/2015	5.39	5.39	0.1459	0.79	9018	76.4367%	Fecal		CFU/100 mL	200	283.2	86400	-	3,849.3
5439000	1/25/2015	5.39	5.39	0.1459	0.79	9018	76.4367%	Fecal		CFU/100 mL	200	283.2	86400	-	3,849.3
5439000	1/26/2015	5.39	5.39	0.1459	0.79	9018	76.4367%	Fecal		CFU/100 mL	200	283.2	86400	-	3,849.3
5439000	1/27/2015	5.39	5.39	0.1459	0.79	9018	76.4367%	Fecal		CFU/100 mL	200	283.2	86400	-	3,849.3
5439000	1/28/2015	5.39	5.39	0.1459	0.79	9018	76.4367%	Fecal		CFU/100 mL	200	283.2	86400	-	3,849.3
5439000	11/16/2007	5.38	5.38	0.1459	0.79	9025	76.4960%	Fecal		CFU/100 mL	200	283.2	86400	-	3,842.2
5439000	2/26/2014	5.38	5.38	0.1459	0.79	9025	76.4960%	Fecal		CFU/100 mL	200	283.2	86400	-	3,842.2
5439000	6/27/2012	5.37	5.37	0.1459	0.78	9027	76.5130%	Fecal		CFU/100 mL	200	283.2	86400	-	3,835.0
5439000	8/17/2015	5.37	5.37	0.1459	0.78	9027	76.5130%	Fecal		CFU/100 mL	200	283.2	86400	-	3,835.0
5439000	1/8/2018	5.37	5.37	0.1459	0.78	9027	76.5130%	Fecal		CFU/100 mL	200	283.2	86400	-	3,835.0
5439000	1/14/2022	5.37	5.37	0.1459	0.78	9027	76.5130%	Fecal		CFU/100 mL	200	283.2	86400	-	3,835.0
5439000	8/5/2004	5.36	5.36	0.1459	0.78	9031	76.5469%	Fecal		CFU/100 mL	200	283.2	86400	-	3,827.9
5439000	10/9/2011	5.36	5.36	0.1459	0.78	9031	76.5469%	Fecal		CFU/100 mL	200	283.2	86400	-	3,827.9
5439000	11/16/2014	5.36	5.36	0.1459	0.78	9031	76.5469%	Fecal		CFU/100 mL	200	283.2	86400	-	3,827.9
5439000	10/9/2016	5.36	5.36	0.1459	0.78	9031	76.5469%	Fecal		CFU/100 mL	200	283.2	86400	-	3,827.9
5439000	1/29/2021	5.36	5.36	0.1459	0.78	9031	76.5469%	Fecal		CFU/100 mL	200	283.2	86400	-	3,827.9
5439000	12/26/2010	5.35	5.35	0.1459	0.78	9036	76.5893%	Fecal		CFU/100 mL	200	283.2	86400	-	3,820.7
5439000	11/10/2013	5.35	5.35	0.1459	0.78	9036	76.5893%	Fecal		CFU/100 mL	200	283.2	86400	-	3,820.7
5439000	3/9/2014	5.34	5.34	0.1459	0.78	9038	76.6062%	Fecal		CFU/100 mL	200	283.2	86400	-	3,813.6
5439000	1/25/2021	5.34	5.34	0.1459	0.78	9038	76.6062%	Fecal		CFU/100 mL	200	283.2	86400	-	3,813.6
5439000	1/29/2015	5.32	5.32	0.1459	0.78	9040	76.6232%	Fecal		CFU/100 mL	200	283.2	86400	-	3,799.3
5439000	8/4/2012	5.31	5.31	0.1459	0.77	9041	76.6316%	Fecal		CFU/100 mL	200	283.2	86400	-	3,792.2
5439000	12/16/2021	5.31	5.31	0.1459	0.77	9041	76.6316%	Fecal		CFU/100 mL	200	283.2	86400	-	3,792.2
5439000	9/17/1990	5.3	5.3	0.1459	0.77	9043	76.6486%	Fecal		CFU/100 mL	200	283.2	86400	-	3,785.0
5439000	7/10/1992	5.3	5.3	0.1459	0.77	9043	76.6486%	Fecal		CFU/100 mL	200	283.2	86400	-	3,785.0
5439000	8/30/1992	5.3	5.3	0.1459	0.77	9043	76.6486%	Fecal		CFU/100 mL	200	283.2	86400	-	3,785.0
5439000	3/19/1996	5.3	5.3	0.1459	0.77	9043	76.6486%	Fecal		CFU/100 mL	200	283.2	86400	-	3,785.0
5439000	11/18/2014	5.3	5.3	0.1459	0.77	9043	76.6486%	Fecal		CFU/100 mL	200	283.2	86400	-	3,785.0
5439000	8/11/2020	5.3	5.3	0.1459	0.77	9043	76.6486%	Fecal		CFU/100 mL	200	283.2	86400	-	3,785.0
5439000	11/5/2020	5.3	5.3	0.1459	0.77	9043	76.6486%	Fecal		CFU/100 mL	200	283.2	86400	-	3,785.0
5439000	1/6/2022	5.3	5.3	0.1459	0.77	9043	76.6486%	Fecal		CFU/100 mL	200	283.2	86400	-	3,785.0
5439000	7/15/2002	5.29	5.29	0.1459	0.77	9051	76.7164%	Fecal		CFU/100 mL	200	283.2	86400	-	3,777.9
5439000	11/17/2006	5.29	5.29	0.1459	0.77	9051	76.7164%	Fecal		CFU/100 mL	200	283.2	86400	-	3,777.9
5439000	1/30/2015	5.29	5.29	0.1459	0.77	9051	76.7164%	Fecal		CFU/100 mL	200	283.2	86400	-	3,777.9
5439000	1/31/2015	5.29	5.29	0.1459	0.77	9051	76.7164%	Fecal		CFU/100 mL	200	283.2	86400	-	3,777.9
5439000	2/1/2015	5.29	5.29	0.1459	0.77	9051	76.7164%	Fecal		CFU/100 mL	200	283.2	86400	-	3,777.9
5439000	9/27/2016	5.29	5.29	0.1459	0.77	9051	76.7164%	Fecal		CFU/100 mL	200	283.2	86400	-	3,777.9
5439000	9/1/2010	5.28	5.28	0.1459	0.77	9057	76.7672%	Fecal		CFU/100 mL	200	283.2	86400	-	3,770.7
5439000	9/28/2020	5.28	5.28	0.1459	0.77	9057	76.7672%	Fecal		CFU/100 mL	200	283.2	86400	-	3,770.7
5439000	11/1/2020	5.28	5.28	0.1459	0.77	9057	76.7672%	Fecal		CFU/100 mL	200	283.2	86400	-	3,770.7
5439000	10/12/2016	5.27	5.27	0.1459	0.77	9060	76.7927%	Fecal		CFU/100 mL	200	283.2	86400	-	3,763.6
5439000	8/21/2019	5.27	5.27	0.1459	0.77	9060	76.7927%	Fecal		CFU/100 mL	200	283.2	86400	-	3,763.6
5439000	10/22/2011	5.25	5.25	0.1459	0.77	9062	76.8096%	Fecal		CFU/100 mL	200	283.2	86400	-	3,749.3
5439000	4/2/2003	5.23	5.23	0.1459	0.76	9063	76.8181%	Fecal		CFU/100 mL	200	283.2	86400	-	3,735.0
5439000	10/13/2016	5.23	5.23	0.1459	0.76	9063	76.8181%	Fecal		CFU/100 mL	200	283.2	86400	-	3,735.0
5439000	1/13/2004	5.22	5.22	0.1459	0.76	9065	76.8351%	Fecal		CFU/100 mL	200	283.2	86400	-	3,727.9
5439000	7/15/2006	5.22	5.22	0.1459	0.76	9065	76.8351%	Fecal		CFU/100 mL	200	283.2	86400	-	3,727.9
5439000	1/6/2018	5.22	5.22	0.1459	0.76	9065	76.8351%	Fecal		CFU/100 mL	200	283.2	86400	-	3,727.9
5439000	8/30/1994	5.21	5.21	0.1459	0.76	9068	76.8605%	Fecal		CFU/100 mL	200	283.2	86400	-	3,720.8
5439000	4/20/2003	5.21	5.21	0.1459	0.76	9068	76.8605%	Fecal		CFU/100 mL	200	283.2	86400	-	3,720.8
5439000	6/18/2005	5.21	5.21	0.1459	0.76	9068	76.8605%	Fecal		CFU/100 mL	200	283.2	86400	-	3,720.8
5439000	11/2/2006	5.21	5.21	0.1459	0.76	9068	76.8605%	Fecal		CFU/100 mL	200	283.2	86400	-	3,720.8
5439000	2/2/2015	5.21	5.21	0.1459	0.76	9068	76.8605%	Fecal		CFU/100 mL	200	283.2	86400	-	3,720.8
5439000	12/15/2021	5.21	5.21	0.1459	0.76	9068	76.8605%	Fecal		CFU/100 mL	200	283.2	86400	-	3,720.8
5439000	7/18/1991	5.2	5.2	0.1459	0.76	9074	76.9113%	Fecal		CFU/100 mL	200	283.2	86400	-	3,713.6
5439000	8/10/1991	5.2	5.2	0.1459	0.76	9074	76.9113%	Fecal		CFU/100 mL	200	283.2	86400	-	3,713.6
5439000	11/12/1991	5.2	5.2	0.1459	0.76	9074	76.9113%	Fecal		CFU/100 mL	200	283.2	86400	-	3,713.6
5439000	11/3/1996	5.2	5.2	0.1459	0.76	9074	76.9113%	Fecal		CFU/100 mL	200	283.2	86400	-	3,713.6
5439000	9/3/1998	5.2	5.2	0.1459	0.76	9074	76.9113%	Fecal		CFU/100 mL	200	283.2	86400	-	3,713.6
5439000	9/30/1998	5.2	5.2	0.1459	0.76	9074	76.9113%	Fecal		CFU/100 mL	200	283.2	86400	-	3,713.6
5439000	12/9/2007	5.2	5.2	0.1459	0.76	9074	76.9113%	Fecal		CFU/100 mL	200	283.2	86400	-	3,713.6
5439000	8/8/2018	5.2	5.2	0.1459	0.76	9074	76.9113%	Fecal		CFU/100 mL	200	283.2	86400	-	3,713.6
5439000	12/31/2021	5.19	5.19	0.1459	0.76	9082	76.9791%	Fecal		CFU/100 mL	200	283.2	86400	-	3,706.5
5439000	9/9/2014	5.17	5.17	0.1459	0.75	9083	76.9876%	Fecal		CFU/100 mL	200	283.2	86400	-	3,692.2
5439000	8/27/2002	5.16	5.16	0.1459	0.75	9084	76.9961%	Fecal		CFU/100 mL	200	283.2	86400	-	3,685.0
5439000	10/23/2006	5.16	5.16	0.1459	0.75	9084	76.9961%	Fecal		CFU/100 mL	200	283.2	86400	-	3,685.0
5439000	7/21/2012	5.16	5.16	0.1459	0.75	9084	76.9961%	Fecal		CFU/100 mL	200	283.2	86400	-	3,685.0
5439000	8/12/2013	5.16	5.16	0.1459	0.75	9084	76.9961%	Fecal		CFU/100 mL	200	283.2	86400	-	3,685.0
5439000	2/1/2021	5.16	5.16	0.1459	0.75	9084	76.9961%	Fecal		CFU/100 mL	200	283.2	86400	-	3,685.0
5439000	8/6/2021	5.16	5.16	0.1459	0.75	9084	76.9961%	Fecal		CFU/100 mL	200	283.2	86400	-	3,685.0
5439000	9/10/1994	5.15	5.15	0.1459	0.75	9090	77.0470%	Fecal		CFU/100 mL	200	283.2	86400	-	3,677.9

Gage ID	Date	Discharge (CFS)	Gage Discharge (less Surrogate NPDES) (CFS)	Watershed Area Ratio	Calculated flow (CFS)	Rank	Flow Exceedance %	Parameter	Results	Units (mg or micro_gram	Limit/Standard	100mL/CF	sec/day	Actual Load (million colonies/day)	Allowable Load (million colonies/day)
5439000	8/5/2021	5.14	5.14	0.1459	0.75	9091	77.0554%	Fecal		CFU/100 mL	200	283.2	86400	-	3,670.8
5439000	10/10/2016	5.13	5.13	0.1459	0.75	9092	77.0639%	Fecal		CFU/100 mL	200	283.2	86400	-	3,663.6
5439000	8/15/2019	5.13	5.13	0.1459	0.75	9092	77.0639%	Fecal		CFU/100 mL	200	283.2	86400	-	3,663.6
5439000	11/21/2020	5.13	5.13	0.1459	0.75	9092	77.0639%	Fecal		CFU/100 mL	200	283.2	86400	-	3,663.6
5439000	8/20/2014	5.11	5.11	0.1459	0.75	9095	77.0893%	Fecal		CFU/100 mL	200	283.2	86400	-	3,649.3
5439000	2/3/2015	5.11	5.11	0.1459	0.75	9095	77.0893%	Fecal		CFU/100 mL	200	283.2	86400	-	3,649.3
5439000	9/12/2016	5.11	5.11	0.1459	0.75	9095	77.0893%	Fecal		CFU/100 mL	200	283.2	86400	-	3,649.3
5439000	10/1/2016	5.11	5.11	0.1459	0.75	9095	77.0893%	Fecal		CFU/100 mL	200	283.2	86400	-	3,649.3
5439000	8/31/1991	5.1	5.1	0.1459	0.74	9099	77.1232%	Fecal		CFU/100 mL	200	283.2	86400	-	3,642.2
5439000	9/8/1995	5.1	5.1	0.1459	0.74	9099	77.1232%	Fecal		CFU/100 mL	200	283.2	86400	-	3,642.2
5439000	11/4/1996	5.1	5.1	0.1459	0.74	9099	77.1232%	Fecal		CFU/100 mL	200	283.2	86400	-	3,642.2
5439000	7/30/1998	5.1	5.1	0.1459	0.74	9099	77.1232%	Fecal		CFU/100 mL	200	283.2	86400	-	3,642.2
5439000	12/18/1999	5.1	5.1	0.1459	0.74	9099	77.1232%	Fecal		CFU/100 mL	200	283.2	86400	-	3,642.2
5439000	12/19/1999	5.1	5.1	0.1459	0.74	9099	77.1232%	Fecal		CFU/100 mL	200	283.2	86400	-	3,642.2
5439000	9/16/2020	5.1	5.1	0.1459	0.74	9099	77.1232%	Fecal		CFU/100 mL	200	283.2	86400	-	3,642.2
5439000	10/10/2001	5.09	5.09	0.1459	0.74	9106	77.1826%	Fecal		CFU/100 mL	200	283.2	86400	-	3,635.1
5439000	11/18/2006	5.09	5.09	0.1459	0.74	9106	77.1826%	Fecal		CFU/100 mL	200	283.2	86400	-	3,635.1
5439000	9/28/2016	5.09	5.09	0.1459	0.74	9106	77.1826%	Fecal		CFU/100 mL	200	283.2	86400	-	3,635.1
5439000	11/21/2021	5.09	5.09	0.1459	0.74	9106	77.1826%	Fecal		CFU/100 mL	200	283.2	86400	-	3,635.1
5439000	12/1/2021	5.08	5.08	0.1459	0.74	9110	77.2165%	Fecal		CFU/100 mL	200	283.2	86400	-	3,627.9
5439000	11/23/2021	5.07	5.07	0.1459	0.74	9111	77.2250%	Fecal		CFU/100 mL	200	283.2	86400	-	3,620.8
5439000	11/19/2021	5.06	5.06	0.1459	0.74	9112	77.2334%	Fecal		CFU/100 mL	200	283.2	86400	-	3,613.6
5439000	11/9/2020	5.05	5.05	0.1459	0.74	9113	77.2419%	Fecal		CFU/100 mL	200	283.2	86400	-	3,606.5
5439000	10/20/2016	5.04	5.04	0.1459	0.74	9114	77.2504%	Fecal		CFU/100 mL	200	283.2	86400	-	3,599.3
5439000	9/8/2018	5.04	5.04	0.1459	0.74	9114	77.2504%	Fecal		CFU/100 mL	200	283.2	86400	-	3,599.3
5439000	1/26/2021	5.03	5.03	0.1459	0.73	9116	77.2673%	Fecal		CFU/100 mL	200	283.2	86400	-	3,592.2
5439000	2/2/2021	5.03	5.03	0.1459	0.73	9116	77.2673%	Fecal		CFU/100 mL	200	283.2	86400	-	3,592.2
5439000	8/14/2021	5.03	5.03	0.1459	0.73	9116	77.2673%	Fecal		CFU/100 mL	200	283.2	86400	-	3,592.2
5439000	10/5/2002	5.02	5.02	0.1459	0.73	9119	77.2928%	Fecal		CFU/100 mL	200	283.2	86400	-	3,585.1
5439000	2/4/2015	5.02	5.02	0.1459	0.73	9119	77.2928%	Fecal		CFU/100 mL	200	283.2	86400	-	3,585.1
5439000	2/5/2015	5.02	5.02	0.1459	0.73	9119	77.2928%	Fecal		CFU/100 mL	200	283.2	86400	-	3,585.1
5439000	2/6/2015	5.01	5.01	0.1459	0.73	9122	77.3182%	Fecal		CFU/100 mL	200	283.2	86400	-	3,577.9
5439000	10/19/2016	5.01	5.01	0.1459	0.73	9122	77.3182%	Fecal		CFU/100 mL	200	283.2	86400	-	3,577.9
5439000	9/20/1990	5	5	0.1459	0.73	9124	77.3351%	Fecal		CFU/100 mL	200	283.2	86400	-	3,570.8
5439000	9/24/1990	5	5	0.1459	0.73	9124	77.3351%	Fecal		CFU/100 mL	200	283.2	86400	-	3,570.8
5439000	7/15/1991	5	5	0.1459	0.73	9124	77.3351%	Fecal		CFU/100 mL	200	283.2	86400	-	3,570.8
5439000	9/6/1991	5	5	0.1459	0.73	9124	77.3351%	Fecal		CFU/100 mL	200	283.2	86400	-	3,570.8
5439000	8/2/1995	5	5	0.1459	0.73	9124	77.3351%	Fecal		CFU/100 mL	200	283.2	86400	-	3,570.8
5439000	8/4/1995	5	5	0.1459	0.73	9124	77.3351%	Fecal		CFU/100 mL	200	283.2	86400	-	3,570.8
5439000	8/21/1995	5	5	0.1459	0.73	9124	77.3351%	Fecal		CFU/100 mL	200	283.2	86400	-	3,570.8
5439000	9/21/1995	5	5	0.1459	0.73	9124	77.3351%	Fecal		CFU/100 mL	200	283.2	86400	-	3,570.8
5439000	9/19/1996	5	5	0.1459	0.73	9124	77.3351%	Fecal		CFU/100 mL	200	283.2	86400	-	3,570.8
5439000	9/23/1996	5	5	0.1459	0.73	9124	77.3351%	Fecal		CFU/100 mL	200	283.2	86400	-	3,570.8
5439000	12/10/1996	5	5	0.1459	0.73	9124	77.3351%	Fecal		CFU/100 mL	200	283.2	86400	-	3,570.8
5439000	10/13/1997	5	5	0.1459	0.73	9124	77.3351%	Fecal		CFU/100 mL	200	283.2	86400	-	3,570.8
5439000	10/9/1998	5	5	0.1459	0.73	9124	77.3351%	Fecal		CFU/100 mL	200	283.2	86400	-	3,570.8
5439000	12/21/2004	5	5	0.1459	0.73	9124	77.3351%	Fecal		CFU/100 mL	200	283.2	86400	-	3,570.8
5439000	12/13/2010	5	5	0.1459	0.73	9124	77.3351%	Fecal		CFU/100 mL	200	283.2	86400	-	3,570.8
5439000	8/1/2013	5	5	0.1459	0.73	9124	77.3351%	Fecal		CFU/100 mL	200	283.2	86400	-	3,570.8
5439000	11/22/2021	5	5	0.1459	0.73	9124	77.3351%	Fecal		CFU/100 mL	200	283.2	86400	-	3,570.8
5439000	11/4/2020	4.99	4.99	0.1459	0.73	9141	77.4792%	Fecal		CFU/100 mL	200	283.2	86400	-	3,563.6
5439000	10/30/2011	4.98	4.98	0.1459	0.73	9142	77.4877%	Fecal		CFU/100 mL	200	283.2	86400	-	3,556.5
5439000	11/14/2021	4.98	4.98	0.1459	0.73	9142	77.4877%	Fecal		CFU/100 mL	200	283.2	86400	-	3,556.5
5439000	12/28/2010	4.97	4.97	0.1459	0.73	9144	77.5047%	Fecal		CFU/100 mL	200	283.2	86400	-	3,549.4
5439000	8/29/2011	4.97	4.97	0.1459	0.73	9144	77.5047%	Fecal		CFU/100 mL	200	283.2	86400	-	3,549.4
5439000	11/18/2021	4.97	4.97	0.1459	0.73	9144	77.5047%	Fecal		CFU/100 mL	200	283.2	86400	-	3,549.4
5439000	10/4/2001	4.96	4.96	0.1459	0.72	9147	77.5301%	Fecal		CFU/100 mL	200	283.2	86400	-	3,542.2
5439000	11/2/2020	4.96	4.96	0.1459	0.72	9147	77.5301%	Fecal		CFU/100 mL	200	283.2	86400	-	3,542.2
5439000	8/3/2020	4.95	4.95	0.1459	0.72	9149	77.5470%	Fecal		CFU/100 mL	200	283.2	86400	-	3,535.1
5439000	7/20/2003	4.94	4.94	0.1459	0.72	9150	77.5555%	Fecal		CFU/100 mL	200	283.2	86400	-	3,527.9
5439000	11/1/2011	4.94	4.94	0.1459	0.72	9150	77.5555%	Fecal		CFU/100 mL	200	283.2	86400	-	3,527.9
5439000	10/2/2016	4.94	4.94	0.1459	0.72	9150	77.5555%	Fecal		CFU/100 mL	200	283.2	86400	-	3,527.9
5439000	7/31/2018	4.94	4.94	0.1459	0.72	9150	77.5555%	Fecal		CFU/100 mL	200	283.2	86400	-	3,527.9
5439000	11/3/2020	4.93	4.93	0.1459	0.72	9154	77.5894%	Fecal		CFU/100 mL	200	283.2	86400	-	3,520.8
5439000	11/11/2021	4.93	4.93	0.1459	0.72	9154	77.5894%	Fecal		CFU/100 mL	200	283.2	86400	-	3,520.8
5439000	10/7/2014	4.92	4.92	0.1459	0.72	9156	77.6064%	Fecal		CFU/100 mL	200	283.2	86400	-	3,513.6
5439000	8/2/2020	4.92	4.92	0.1459	0.72	9156	77.6064%	Fecal		CFU/100 mL	200	283.2	86400	-	3,513.6
5439000	1/7/2018	4.91	4.91	0.1459	0.72	9158	77.6233%	Fecal		CFU/100 mL	200	283.2	86400	-	3,506.5
5439000	11/22/2020	4.91	4.91	0.1459	0.72	9158	77.6233%	Fecal		CFU/100 mL	200	283.2	86400	-	3,506.5
5439000	10/5/1990	4.9	4.9	0.1459	0.72	9160	77.6403%	Fecal		CFU/100 mL	200	283.2	86400	-	3,499.4
5439000	7/17/1991	4.9	4.9	0.1459	0.72	9160	77.6403%	Fecal		CFU/100 mL	200	283.2	86400	-	3,499.4
5439000	7/24/1991	4.9	4.9	0.1459	0.72	9160	77.6403%	Fecal		CFU/100 mL	200	283.2	86400	-	3,499.4
5439000	11/13/1991	4.9	4.9	0.1459	0.72	9160	77.6403%	Fecal		CFU/100 mL	200	283.2	86400	-	3,499.4
5439000	7/11/1992	4.9	4.9	0.1459	0.72	9160	77.6403%	Fecal		CFU/100 mL	200	283.2	86400	-	3,499.4
5439000	7/31/1995	4.9	4.9	0.1459	0.72	9160	77.6403%	Fecal		CFU/100 mL	200	283.2	86400	-	3,499.4
5439000	10/16/1996	4.9	4.9	0.1459	0.72	9160	77.6403%	Fecal		CFU/100 mL	200	283.2	86400	-	3,499.4
5439000	10/18/1996	4.9	4.9	0.1459	0.72	9160	77.6403%	Fecal		CFU/100 mL	200	283.2	86400	-	3,499.4
5439000	11/8/1996	4.9	4.9	0.1459	0.72	9160	77.6403%	Fecal		CFU/100 mL	200	283.2	86400	-	3,499.4
5439000	12/8/1996	4.9	4.9	0.1459	0.72	9160	77.6403%	Fecal		CFU/100 mL	200	283.2	86400	-	3,499.4
5439000	7/20/1997	4.9	4.9	0.1459	0.72	9160	77.6403%	Fecal		CFU/100 mL	200	283.2	86400	-	3,499.4
5439000	10/21/1999	4.9	4.9	0.1459	0.72	9160	77.6403%	Fecal		CFU/100 mL	200	283.2	86400	-	3,499.4
5439000	10/30/1999	4.9	4.9	0.1459	0.72	9160	77.6403%	Fecal		CFU/100 mL	200	283.2	86400	-	3,499.4
5439000	7/15/2001	4.9	4.9	0.1459	0.72	9160	77.6403%	Fecal		CFU/100 mL	200	283.2	86400	-	3,499.4
5439000	11/5/2004	4.9	4.9	0.1459	0.72	9160	77.6403%	Fecal		CFU/100 mL	200	283.2	86400	-	3,499.4
5439000	8/13/2009	4.9	4.9	0.1459	0.72	9160	77.6403%	Fecal		CFU/100 mL	200	283.2	86400	-	3,499.4
5439000	8/22/2016	4.9	4.9	0.1459	0.72	9160	77.6403%	Fecal		CFU/100 mL	200	283.2	86400	-	3,499.4
5439000	6/19/2005	4.89	4.89	0.1459	0.71	9177	77.7844%	Fecal		CFU/100 mL	200	283.2	86400	-	3,492.2
5439000	8/17/2014	4.89	4.89	0.1459	0.71	9177	77.7844%	Fecal		CFU/100 mL	200	283.2	86400	-	3,492.2
5439000	10/11/2016	4.89	4.89	0.1459	0.71	9177	77.7844%	Fecal		CFU/100 mL	200	283.2	86400	-	3,492.2
5439000	12/27/2003	4.88	4.88	0.1459	0.71	9180	77.8098%	Fecal		CFU/100 mL	200	283.2	86400	-	3,485.1

Gage ID	Date	Discharge (CFS)	Gage Discharge (less Surrogate NPDES) (CFS)	Watershed Area Ratio	Calculated flow (CFS)	Rank	Flow Exceedance %	Parameter	Results	Units (mg or micro_gram	Limit/Standard	100mL/CF	sec/day	Actual Load (million colonies/day)	Allowable Load (million colonies/day)
5439000	8/7/2016	4.88	4.88	0.1459	0.71	9180	77.8098%	Fecal		CFU/100 mL	200	283.2	86400	-	3,485.1
5439000	12/2/2010	4.87	4.87	0.1459	0.71	9182	77.8268%	Fecal		CFU/100 mL	200	283.2	86400	-	3,477.9
5439000	11/24/2021	4.87	4.87	0.1459	0.71	9182	77.8268%	Fecal		CFU/100 mL	200	283.2	86400	-	3,477.9
5439000	9/21/2014	4.86	4.86	0.1459	0.71	9184	77.8437%	Fecal		CFU/100 mL	200	283.2	86400	-	3,470.8
5439000	1/14/2004	4.85	4.85	0.1459	0.71	9185	77.8522%	Fecal		CFU/100 mL	200	283.2	86400	-	3,463.7
5439000	9/19/2002	4.84	4.84	0.1459	0.71	9186	77.8607%	Fecal		CFU/100 mL	200	283.2	86400	-	3,456.5
5439000	9/7/2020	4.84	4.84	0.1459	0.71	9186	77.8607%	Fecal		CFU/100 mL	200	283.2	86400	-	3,456.5
5439000	3/29/2003	4.82	4.82	0.1459	0.70	9188	77.8776%	Fecal		CFU/100 mL	200	283.2	86400	-	3,442.2
5439000	3/8/2006	4.82	4.82	0.1459	0.70	9188	77.8776%	Fecal		CFU/100 mL	200	283.2	86400	-	3,442.2
5439000	2/7/2015	4.82	4.82	0.1459	0.70	9188	77.8776%	Fecal		CFU/100 mL	200	283.2	86400	-	3,442.2
5439000	7/24/2003	4.81	4.81	0.1459	0.70	9191	77.9030%	Fecal		CFU/100 mL	200	283.2	86400	-	3,435.1
5439000	8/27/1992	4.8	4.8	0.1459	0.70	9192	77.9115%	Fecal		CFU/100 mL	200	283.2	86400	-	3,427.9
5439000	8/5/1995	4.8	4.8	0.1459	0.70	9192	77.9115%	Fecal		CFU/100 mL	200	283.2	86400	-	3,427.9
5439000	9/18/1996	4.8	4.8	0.1459	0.70	9192	77.9115%	Fecal		CFU/100 mL	200	283.2	86400	-	3,427.9
5439000	10/20/1999	4.8	4.8	0.1459	0.70	9192	77.9115%	Fecal		CFU/100 mL	200	283.2	86400	-	3,427.9
5439000	10/31/1999	4.8	4.8	0.1459	0.70	9192	77.9115%	Fecal		CFU/100 mL	200	283.2	86400	-	3,427.9
5439000	1/4/2000	4.8	4.8	0.1459	0.70	9192	77.9115%	Fecal		CFU/100 mL	200	283.2	86400	-	3,427.9
5439000	1/12/2000	4.8	4.8	0.1459	0.70	9192	77.9115%	Fecal		CFU/100 mL	200	283.2	86400	-	3,427.9
5439000	8/21/2000	4.8	4.8	0.1459	0.70	9192	77.9115%	Fecal		CFU/100 mL	200	283.2	86400	-	3,427.9
5439000	9/24/2009	4.8	4.8	0.1459	0.70	9192	77.9115%	Fecal		CFU/100 mL	200	283.2	86400	-	3,427.9
5439000	7/25/2004	4.78	4.78	0.1459	0.70	9201	77.9878%	Fecal		CFU/100 mL	200	283.2	86400	-	3,413.7
5439000	11/29/2010	4.78	4.78	0.1459	0.70	9201	77.9878%	Fecal		CFU/100 mL	200	283.2	86400	-	3,413.7
5439000	9/30/2016	4.78	4.78	0.1459	0.70	9201	77.9878%	Fecal		CFU/100 mL	200	283.2	86400	-	3,413.7
5439000	8/3/2019	4.78	4.78	0.1459	0.70	9201	77.9878%	Fecal		CFU/100 mL	200	283.2	86400	-	3,413.7
5439000	8/4/2020	4.78	4.78	0.1459	0.70	9201	77.9878%	Fecal		CFU/100 mL	200	283.2	86400	-	3,413.7
5439000	4/19/2003	4.77	4.77	0.1459	0.70	9206	78.0302%	Fecal		CFU/100 mL	200	283.2	86400	-	3,406.5
5439000	9/15/2013	4.77	4.77	0.1459	0.70	9206	78.0302%	Fecal		CFU/100 mL	200	283.2	86400	-	3,406.5
5439000	9/16/2014	4.77	4.77	0.1459	0.70	9206	78.0302%	Fecal		CFU/100 mL	200	283.2	86400	-	3,406.5
5439000	2/8/2015	4.77	4.77	0.1459	0.70	9206	78.0302%	Fecal		CFU/100 mL	200	283.2	86400	-	3,406.5
5439000	11/23/2020	4.77	4.77	0.1459	0.70	9206	78.0302%	Fecal		CFU/100 mL	200	283.2	86400	-	3,406.5
5439000	12/22/2012	4.76	4.76	0.1459	0.69	9211	78.0726%	Fecal		CFU/100 mL	200	283.2	86400	-	3,399.4
5439000	9/29/2016	4.75	4.75	0.1459	0.69	9212	78.0810%	Fecal		CFU/100 mL	200	283.2	86400	-	3,392.2
5439000	8/26/2010	4.74	4.74	0.1459	0.69	9213	78.0895%	Fecal		CFU/100 mL	200	283.2	86400	-	3,385.1
5439000	11/17/2021	4.74	4.74	0.1459	0.69	9213	78.0895%	Fecal		CFU/100 mL	200	283.2	86400	-	3,385.1
5439000	12/29/2004	4.73	4.73	0.1459	0.69	9215	78.1065%	Fecal		CFU/100 mL	200	283.2	86400	-	3,378.0
5439000	9/7/2010	4.73	4.73	0.1459	0.69	9215	78.1065%	Fecal		CFU/100 mL	200	283.2	86400	-	3,378.0
5439000	12/27/2021	4.73	4.73	0.1459	0.69	9215	78.1065%	Fecal		CFU/100 mL	200	283.2	86400	-	3,378.0
5439000	1/9/2018	4.72	4.72	0.1459	0.69	9218	78.1319%	Fecal		CFU/100 mL	200	283.2	86400	-	3,370.8
5439000	12/26/2003	4.71	4.71	0.1459	0.69	9219	78.1404%	Fecal		CFU/100 mL	200	283.2	86400	-	3,363.7
5439000	9/18/1990	4.7	4.7	0.1459	0.69	9220	78.1488%	Fecal		CFU/100 mL	200	283.2	86400	-	3,356.5
5439000	8/29/1991	4.7	4.7	0.1459	0.69	9220	78.1488%	Fecal		CFU/100 mL	200	283.2	86400	-	3,356.5
5439000	10/27/1991	4.7	4.7	0.1459	0.69	9220	78.1488%	Fecal		CFU/100 mL	200	283.2	86400	-	3,356.5
5439000	8/10/1992	4.7	4.7	0.1459	0.69	9220	78.1488%	Fecal		CFU/100 mL	200	283.2	86400	-	3,356.5
5439000	3/20/1996	4.7	4.7	0.1459	0.69	9220	78.1488%	Fecal		CFU/100 mL	200	283.2	86400	-	3,356.5
5439000	9/21/1996	4.7	4.7	0.1459	0.69	9220	78.1488%	Fecal		CFU/100 mL	200	283.2	86400	-	3,356.5
5439000	11/9/1996	4.7	4.7	0.1459	0.69	9220	78.1488%	Fecal		CFU/100 mL	200	283.2	86400	-	3,356.5
5439000	8/24/1998	4.7	4.7	0.1459	0.69	9220	78.1488%	Fecal		CFU/100 mL	200	283.2	86400	-	3,356.5
5439000	10/24/1999	4.7	4.7	0.1459	0.69	9220	78.1488%	Fecal		CFU/100 mL	200	283.2	86400	-	3,356.5
5439000	10/29/1999	4.7	4.7	0.1459	0.69	9220	78.1488%	Fecal		CFU/100 mL	200	283.2	86400	-	3,356.5
5439000	11/3/1999	4.7	4.7	0.1459	0.69	9220	78.1488%	Fecal		CFU/100 mL	200	283.2	86400	-	3,356.5
5439000	11/12/1999	4.7	4.7	0.1459	0.69	9220	78.1488%	Fecal		CFU/100 mL	200	283.2	86400	-	3,356.5
5439000	11/5/2000	4.7	4.7	0.1459	0.69	9220	78.1488%	Fecal		CFU/100 mL	200	283.2	86400	-	3,356.5
5439000	7/24/2001	4.7	4.7	0.1459	0.69	9220	78.1488%	Fecal		CFU/100 mL	200	283.2	86400	-	3,356.5
5439000	8/16/2001	4.7	4.7	0.1459	0.69	9220	78.1488%	Fecal		CFU/100 mL	200	283.2	86400	-	3,356.5
5439000	9/14/2009	4.7	4.7	0.1459	0.69	9220	78.1488%	Fecal		CFU/100 mL	200	283.2	86400	-	3,356.5
5439000	8/31/2010	4.7	4.7	0.1459	0.69	9220	78.1488%	Fecal		CFU/100 mL	200	283.2	86400	-	3,356.5
5439000	8/25/2013	4.7	4.7	0.1459	0.69	9220	78.1488%	Fecal		CFU/100 mL	200	283.2	86400	-	3,356.5
5439000	8/1/2018	4.7	4.7	0.1459	0.69	9220	78.1488%	Fecal		CFU/100 mL	200	283.2	86400	-	3,356.5
5439000	1/24/2021	4.7	4.7	0.1459	0.69	9220	78.1488%	Fecal		CFU/100 mL	200	283.2	86400	-	3,356.5
5439000	12/29/2010	4.69	4.69	0.1459	0.68	9240	78.3184%	Fecal		CFU/100 mL	200	283.2	86400	-	3,349.4
5439000	8/2/2013	4.69	4.69	0.1459	0.68	9240	78.3184%	Fecal		CFU/100 mL	200	283.2	86400	-	3,349.4
5439000	2/9/2015	4.68	4.68	0.1459	0.68	9242	78.3353%	Fecal		CFU/100 mL	200	283.2	86400	-	3,342.3
5439000	12/2/2021	4.68	4.68	0.1459	0.68	9242	78.3353%	Fecal		CFU/100 mL	200	283.2	86400	-	3,342.3
5439000	1/12/2004	4.67	4.67	0.1459	0.68	9244	78.3523%	Fecal		CFU/100 mL	200	283.2	86400	-	3,335.1
5439000	11/5/2021	4.67	4.67	0.1459	0.68	9244	78.3523%	Fecal		CFU/100 mL	200	283.2	86400	-	3,335.1
5439000	1/1/2022	4.67	4.67	0.1459	0.68	9244	78.3523%	Fecal		CFU/100 mL	200	283.2	86400	-	3,335.1
5439000	6/28/2012	4.66	4.66	0.1459	0.68	9247	78.3777%	Fecal		CFU/100 mL	200	283.2	86400	-	3,328.0
5439000	9/29/1994	4.64	4.64	0.1459	0.68	9248	78.3862%	Fecal		CFU/100 mL	200	283.2	86400	-	3,313.7
5439000	11/20/2004	4.64	4.64	0.1459	0.68	9248	78.3862%	Fecal		CFU/100 mL	200	283.2	86400	-	3,313.7
5439000	8/23/2015	4.63	4.63	0.1459	0.68	9250	78.4031%	Fecal		CFU/100 mL	200	283.2	86400	-	3,306.5
5439000	1/12/2021	4.63	4.63	0.1459	0.68	9250	78.4031%	Fecal		CFU/100 mL	200	283.2	86400	-	3,306.5
5439000	7/29/1994	4.62	4.62	0.1459	0.67	9252	78.4201%	Fecal		CFU/100 mL	200	283.2	86400	-	3,299.4
5439000	9/2/2014	4.62	4.62	0.1459	0.67	9252	78.4201%	Fecal		CFU/100 mL	200	283.2	86400	-	3,299.4
5439000	9/24/2015	4.62	4.62	0.1459	0.67	9252	78.4201%	Fecal		CFU/100 mL	200	283.2	86400	-	3,299.4
5439000	12/18/2021	4.62	4.62	0.1459	0.67	9252	78.4201%	Fecal		CFU/100 mL	200	283.2	86400	-	3,299.4
5439000	8/10/2008	4.61	4.61	0.1459	0.67	9256	78.4540%	Fecal		CFU/100 mL	200	283.2	86400	-	3,292.3
5439000	9/9/2018	4.61	4.61	0.1459	0.67	9256	78.4540%	Fecal		CFU/100 mL	200	283.2	86400	-	3,292.3
5439000	9/25/1990	4.6	4.6	0.1459	0.67	9258	78.4709%	Fecal		CFU/100 mL	200	283.2	86400	-	3,285.1
5439000	7/12/1991	4.6	4.6	0.1459	0.67	9258	78.4709%	Fecal		CFU/100 mL	200	283.2	86400	-	3,285.1
5439000	10/10/1991	4.6	4.6	0.1459	0.67	9258	78.4709%	Fecal		CFU/100 mL	200	283.2	86400	-	3,285.1
5439000	10/4/1994	4.6	4.6	0.1459	0.67	9258	78.4709%	Fecal		CFU/100 mL	200	283.2	86400	-	3,285.1
5439000	10/5/1994	4.6	4.6	0.1459	0.67	9258	78.4709%	Fecal		CFU/100 mL	200	283.2	86400	-	3,285.1
5439000	8/6/1995	4.6	4.6	0.1459	0.67	9258	78.4709%	Fecal		CFU/100 mL	200	283.2	86400	-	3,285.1
5439000	10/10/1995	4.6	4.6	0.1459	0.67	9258	78.4709%	Fecal		CFU/100 mL	200	283.2	86400	-	3,285.1
5439000	1/31/1996	4.6	4.6	0.1459	0.67	9258	78.4709%	Fecal		CFU/100 mL	200	283.2	86400	-	3,285.1
5439000	9/22/1996	4.6	4.6	0.1459	0.67	9258	78.4709%	Fecal		CFU/100 mL	200	283.2	86400	-	3,285.1
5439000	9/17/1998	4.6	4.6	0.1459	0.67	9258	78.4709%	Fecal		CFU/100 mL	200	283.2	86400	-	3,285.1
5439000	8/26/1999	4.6	4.6	0.1459	0.67	9258	78.4709%	Fecal		CFU/100 mL	200	283.2	86400	-	3,285.1
5439000	11/2/1999	4.6	4.6	0.1459	0.67	9258	78.4709%	Fecal		CFU/100 mL	200	283.2	86400	-	3,285.1
5439000	9/27/2001	4.6	4.6	0.1459	0.67	9258	78.4709%	Fecal		CFU/100 mL	200	283.2	86400	-	3,285.1

Gage ID	Date	Discharge (CFS)	Gage Discharge (less Surrogate NPDES) (CFS)	Watershed Area Ratio	Calculated flow (CFS)	Rank	Flow Exceedance %	Parameter	Results	Units (mg or micro_gram	Limit/Standard	100mL/CF	sec/day	Actual Load (million colonies/day)	Allowable Load (million colonies/day)
5439000	11/3/2004	4.6	4.6	0.1459	0.67	9258	78.4709%	Fecal		CFU/100 mL	200	283.2	86400	-	3,285.1
5439000	6/30/2005	4.6	4.6	0.1459	0.67	9258	78.4709%	Fecal		CFU/100 mL	200	283.2	86400	-	3,285.1
5439000	2/10/2015	4.6	4.6	0.1459	0.67	9258	78.4709%	Fecal		CFU/100 mL	200	283.2	86400	-	3,285.1
5439000	2/11/2015	4.6	4.6	0.1459	0.67	9258	78.4709%	Fecal		CFU/100 mL	200	283.2	86400	-	3,285.1
5439000	2/12/2015	4.6	4.6	0.1459	0.67	9258	78.4709%	Fecal		CFU/100 mL	200	283.2	86400	-	3,285.1
5439000	2/13/2015	4.6	4.6	0.1459	0.67	9258	78.4709%	Fecal		CFU/100 mL	200	283.2	86400	-	3,285.1
5439000	2/14/2015	4.6	4.6	0.1459	0.67	9258	78.4709%	Fecal		CFU/100 mL	200	283.2	86400	-	3,285.1
5439000	2/15/2015	4.6	4.6	0.1459	0.67	9258	78.4709%	Fecal		CFU/100 mL	200	283.2	86400	-	3,285.1
5439000	2/16/2015	4.6	4.6	0.1459	0.67	9258	78.4709%	Fecal		CFU/100 mL	200	283.2	86400	-	3,285.1
5439000	2/17/2015	4.6	4.6	0.1459	0.67	9258	78.4709%	Fecal		CFU/100 mL	200	283.2	86400	-	3,285.1
5439000	12/16/2012	4.58	4.58	0.1459	0.67	9281	78.6659%	Fecal		CFU/100 mL	200	283.2	86400	-	3,270.8
5439000	9/3/2015	4.58	4.58	0.1459	0.67	9281	78.6659%	Fecal		CFU/100 mL	200	283.2	86400	-	3,270.8
5439000	10/22/2016	4.58	4.58	0.1459	0.67	9281	78.6659%	Fecal		CFU/100 mL	200	283.2	86400	-	3,270.8
5439000	10/24/2004	4.57	4.57	0.1459	0.67	9284	78.6913%	Fecal		CFU/100 mL	200	283.2	86400	-	3,263.7
5439000	2/18/2015	4.57	4.57	0.1459	0.67	9284	78.6913%	Fecal		CFU/100 mL	200	283.2	86400	-	3,263.7
5439000	10/14/2016	4.57	4.57	0.1459	0.67	9284	78.6913%	Fecal		CFU/100 mL	200	283.2	86400	-	3,263.7
5439000	8/24/2017	4.57	4.57	0.1459	0.67	9284	78.6913%	Fecal		CFU/100 mL	200	283.2	86400	-	3,263.7
5439000	8/31/2011	4.55	4.55	0.1459	0.66	9288	78.7252%	Fecal		CFU/100 mL	200	283.2	86400	-	3,249.4
5439000	12/17/2021	4.55	4.55	0.1459	0.66	9288	78.7252%	Fecal		CFU/100 mL	200	283.2	86400	-	3,249.4
5439000	8/18/2014	4.54	4.54	0.1459	0.66	9290	78.7422%	Fecal		CFU/100 mL	200	283.2	86400	-	3,242.3
5439000	8/19/2014	4.54	4.54	0.1459	0.66	9290	78.7422%	Fecal		CFU/100 mL	200	283.2	86400	-	3,242.3
5439000	10/11/2006	4.53	4.53	0.1459	0.66	9292	78.7591%	Fecal		CFU/100 mL	200	283.2	86400	-	3,235.1
5439000	8/30/2010	4.53	4.53	0.1459	0.66	9292	78.7591%	Fecal		CFU/100 mL	200	283.2	86400	-	3,235.1
5439000	1/5/2022	4.53	4.53	0.1459	0.66	9292	78.7591%	Fecal		CFU/100 mL	200	283.2	86400	-	3,235.1
5439000	8/27/2004	4.52	4.52	0.1459	0.66	9295	78.7845%	Fecal		CFU/100 mL	200	283.2	86400	-	3,228.0
5439000	6/20/2005	4.52	4.52	0.1459	0.66	9295	78.7845%	Fecal		CFU/100 mL	200	283.2	86400	-	3,228.0
5439000	1/12/2018	4.51	4.51	0.1459	0.66	9297	78.8015%	Fecal		CFU/100 mL	200	283.2	86400	-	3,220.8
5439000	7/21/1991	4.5	4.5	0.1459	0.66	9298	78.8100%	Fecal		CFU/100 mL	200	283.2	86400	-	3,213.7
5439000	7/29/1991	4.5	4.5	0.1459	0.66	9298	78.8100%	Fecal		CFU/100 mL	200	283.2	86400	-	3,213.7
5439000	8/2/1991	4.5	4.5	0.1459	0.66	9298	78.8100%	Fecal		CFU/100 mL	200	283.2	86400	-	3,213.7
5439000	9/17/1991	4.5	4.5	0.1459	0.66	9298	78.8100%	Fecal		CFU/100 mL	200	283.2	86400	-	3,213.7
5439000	2/6/1996	4.5	4.5	0.1459	0.66	9298	78.8100%	Fecal		CFU/100 mL	200	283.2	86400	-	3,213.7
5439000	11/18/1996	4.5	4.5	0.1459	0.66	9298	78.8100%	Fecal		CFU/100 mL	200	283.2	86400	-	3,213.7
5439000	11/4/1999	4.5	4.5	0.1459	0.66	9298	78.8100%	Fecal		CFU/100 mL	200	283.2	86400	-	3,213.7
5439000	8/25/2000	4.5	4.5	0.1459	0.66	9298	78.8100%	Fecal		CFU/100 mL	200	283.2	86400	-	3,213.7
5439000	12/22/2004	4.5	4.5	0.1459	0.66	9298	78.8100%	Fecal		CFU/100 mL	200	283.2	86400	-	3,213.7
5439000	10/28/2011	4.5	4.5	0.1459	0.66	9298	78.8100%	Fecal		CFU/100 mL	200	283.2	86400	-	3,213.7
5439000	10/3/2016	4.49	4.49	0.1459	0.66	9308	78.8947%	Fecal		CFU/100 mL	200	283.2	86400	-	3,206.6
5439000	11/3/2013	4.46	4.46	0.1459	0.65	9309	78.9032%	Fecal		CFU/100 mL	200	283.2	86400	-	3,185.1
5439000	11/14/2014	4.46	4.46	0.1459	0.65	9309	78.9032%	Fecal		CFU/100 mL	200	283.2	86400	-	3,185.1
5439000	10/25/2012	4.44	4.44	0.1459	0.65	9311	78.9202%	Fecal		CFU/100 mL	200	283.2	86400	-	3,170.9
5439000	2/27/2014	4.44	4.44	0.1459	0.65	9311	78.9202%	Fecal		CFU/100 mL	200	283.2	86400	-	3,170.9
5439000	8/17/2002	4.43	4.43	0.1459	0.65	9313	78.9371%	Fecal		CFU/100 mL	200	283.2	86400	-	3,163.7
5439000	11/25/2004	4.42	4.42	0.1459	0.65	9314	78.9456%	Fecal		CFU/100 mL	200	283.2	86400	-	3,156.6
5439000	10/21/2016	4.42	4.42	0.1459	0.65	9314	78.9456%	Fecal		CFU/100 mL	200	283.2	86400	-	3,156.6
5439000	11/20/2003	4.41	4.41	0.1459	0.64	9316	78.9625%	Fecal		CFU/100 mL	200	283.2	86400	-	3,149.4
5439000	10/15/2021	4.41	4.41	0.1459	0.64	9316	78.9625%	Fecal		CFU/100 mL	200	283.2	86400	-	3,149.4
5439000	7/16/1991	4.4	4.4	0.1459	0.64	9318	78.9795%	Fecal		CFU/100 mL	200	283.2	86400	-	3,142.3
5439000	8/3/1991	4.4	4.4	0.1459	0.64	9318	78.9795%	Fecal		CFU/100 mL	200	283.2	86400	-	3,142.3
5439000	10/26/1991	4.4	4.4	0.1459	0.64	9318	78.9795%	Fecal		CFU/100 mL	200	283.2	86400	-	3,142.3
5439000	8/11/1992	4.4	4.4	0.1459	0.64	9318	78.9795%	Fecal		CFU/100 mL	200	283.2	86400	-	3,142.3
5439000	9/8/1992	4.4	4.4	0.1459	0.64	9318	78.9795%	Fecal		CFU/100 mL	200	283.2	86400	-	3,142.3
5439000	10/2/1994	4.4	4.4	0.1459	0.64	9318	78.9795%	Fecal		CFU/100 mL	200	283.2	86400	-	3,142.3
5439000	10/3/1994	4.4	4.4	0.1459	0.64	9318	78.9795%	Fecal		CFU/100 mL	200	283.2	86400	-	3,142.3
5439000	8/1/1995	4.4	4.4	0.1459	0.64	9318	78.9795%	Fecal		CFU/100 mL	200	283.2	86400	-	3,142.3
5439000	10/5/1995	4.4	4.4	0.1459	0.64	9318	78.9795%	Fecal		CFU/100 mL	200	283.2	86400	-	3,142.3
5439000	11/10/1996	4.4	4.4	0.1459	0.64	9318	78.9795%	Fecal		CFU/100 mL	200	283.2	86400	-	3,142.3
5439000	11/22/1996	4.4	4.4	0.1459	0.64	9318	78.9795%	Fecal		CFU/100 mL	200	283.2	86400	-	3,142.3
5439000	1/13/2000	4.4	4.4	0.1459	0.64	9318	78.9795%	Fecal		CFU/100 mL	200	283.2	86400	-	3,142.3
5439000	10/28/2010	4.4	4.4	0.1459	0.64	9318	78.9795%	Fecal		CFU/100 mL	200	283.2	86400	-	3,142.3
5439000	8/15/2021	4.4	4.4	0.1459	0.64	9318	78.9795%	Fecal		CFU/100 mL	200	283.2	86400	-	3,142.3
5439000	7/22/2006	4.39	4.39	0.1459	0.64	9332	79.0982%	Fecal		CFU/100 mL	200	283.2	86400	-	3,135.1
5439000	12/25/2017	4.39	4.39	0.1459	0.64	9332	79.0982%	Fecal		CFU/100 mL	200	283.2	86400	-	3,135.1
5439000	2/19/2015	4.37	4.37	0.1459	0.64	9334	79.1151%	Fecal		CFU/100 mL	200	283.2	86400	-	3,120.9
5439000	8/7/2021	4.37	4.37	0.1459	0.64	9334	79.1151%	Fecal		CFU/100 mL	200	283.2	86400	-	3,120.9
5439000	2/2/2006	4.36	4.36	0.1459	0.64	9336	79.1321%	Fecal		CFU/100 mL	200	283.2	86400	-	3,113.7
5439000	12/19/2021	4.36	4.36	0.1459	0.64	9336	79.1321%	Fecal		CFU/100 mL	200	283.2	86400	-	3,113.7
5439000	7/25/2012	4.35	4.35	0.1459	0.63	9338	79.1490%	Fecal		CFU/100 mL	200	283.2	86400	-	3,106.6
5439000	1/15/2004	4.34	4.34	0.1459	0.63	9339	79.1575%	Fecal		CFU/100 mL	200	283.2	86400	-	3,099.4
5439000	10/23/2016	4.34	4.34	0.1459	0.63	9339	79.1575%	Fecal		CFU/100 mL	200	283.2	86400	-	3,099.4
5439000	6/21/2005	4.33	4.33	0.1459	0.63	9341	79.1744%	Fecal		CFU/100 mL	200	283.2	86400	-	3,092.3
5439000	10/26/2012	4.33	4.33	0.1459	0.63	9341	79.1744%	Fecal		CFU/100 mL	200	283.2	86400	-	3,092.3
5439000	10/15/2016	4.33	4.33	0.1459	0.63	9341	79.1744%	Fecal		CFU/100 mL	200	283.2	86400	-	3,092.3
5439000	1/2/2022	4.33	4.33	0.1459	0.63	9341	79.1744%	Fecal		CFU/100 mL	200	283.2	86400	-	3,092.3
5439000	11/11/2013	4.32	4.32	0.1459	0.63	9345	79.2083%	Fecal		CFU/100 mL	200	283.2	86400	-	3,085.2
5439000	11/22/2013	4.32	4.32	0.1459	0.63	9345	79.2083%	Fecal		CFU/100 mL	200	283.2	86400	-	3,085.2
5439000	8/7/2019	4.32	4.32	0.1459	0.63	9345	79.2083%	Fecal		CFU/100 mL	200	283.2	86400	-	3,085.2
5439000	9/20/2002	4.31	4.31	0.1459	0.63	9348	79.2338%	Fecal		CFU/100 mL	200	283.2	86400	-	3,078.0
5439000	11/15/2021	4.31	4.31	0.1459	0.63	9348	79.2338%	Fecal		CFU/100 mL	200	283.2	86400	-	3,078.0
5439000	8/28/1991	4.3	4.3	0.1459	0.63	9350	79.2507%	Fecal		CFU/100 mL	200	283.2	86400	-	3,070.9
5439000	8/12/1992	4.3	4.3	0.1459	0.63	9350	79.2507%	Fecal		CFU/100 mL	200	283.2	86400	-	3,070.9
5439000	8/5/1994	4.3	4.3	0.1459	0.63	9350	79.2507%	Fecal		CFU/100 mL	200	283.2	86400	-	3,070.9
5439000	10/4/1998	4.3	4.3	0.1459	0.63	9350	79.2507%	Fecal		CFU/100 mL	200	283.2	86400	-	3,070.9
5439000	10/25/1999	4.3	4.3	0.1459	0.63	9350	79.2507%	Fecal		CFU/100 mL	200	283.2	86400	-	3,070.9
5439000	1/9/2000	4.3	4.3	0.1459	0.63	9350	79.2507%	Fecal		CFU/100 mL	200	283.2	86400	-	3,070.9
5439000	1/14/2000	4.3	4.3	0.1459	0.63	9350	79.2507%	Fecal		CFU/100 mL	200	283.2	86400	-	3,070.9
5439000	1/15/2000	4.3	4.3	0.1459	0.63	9350	79.2507%	Fecal		CFU/100 mL	200	283.2	86400	-	3,070.9
5439000	1/16/2000	4.3	4.3	0.1459	0.63	9350	79.2507%	Fecal		CFU/100 mL	200	283.2	86400	-	3,070.9
5439000	1/17/2000	4.3	4.3	0.1459	0.63	9350	79.2507%	Fecal		CFU/100 mL	200	283.2	86400	-	3,070.9
5439000	1/23/2000	4.3	4.3	0.1459	0.63	9350	79.2507%	Fecal		CFU/100 mL	200	283.2	86400	-	3,070.9

Gage ID	Date	Discharge (CFS)	Gage Discharge (less Surrogate NPDES) (CFS)	Watershed Area Ratio	Calculated flow (CFS)	Rank	Flow Exceedance %	Parameter	Results	Units (mg or micro_gram	Limit/Standard	100mL/CF	sec/day	Actual Load (million colonies/day)	Allowable Load (million colonies/day)
5439000	12/28/2004	4.3	4.3	0.1459	0.63	9350	79.2507%	Fecal		CFU/100 mL	200	283.2	86400	-	3,070.9
5439000	10/11/2001	4.29	4.29	0.1459	0.63	9362	79.3524%	Fecal		CFU/100 mL	200	283.2	86400	-	3,063.7
5439000	11/3/2006	4.29	4.29	0.1459	0.63	9362	79.3524%	Fecal		CFU/100 mL	200	283.2	86400	-	3,063.7
5439000	2/20/2015	4.29	4.29	0.1459	0.63	9362	79.3524%	Fecal		CFU/100 mL	200	283.2	86400	-	3,063.7
5439000	2/21/2015	4.29	4.29	0.1459	0.63	9362	79.3524%	Fecal		CFU/100 mL	200	283.2	86400	-	3,063.7
5439000	2/22/2015	4.29	4.29	0.1459	0.63	9362	79.3524%	Fecal		CFU/100 mL	200	283.2	86400	-	3,063.7
5439000	8/27/2017	4.28	4.28	0.1459	0.62	9367	79.3948%	Fecal		CFU/100 mL	200	283.2	86400	-	3,056.6
5439000	10/24/2016	4.27	4.27	0.1459	0.62	9368	79.4033%	Fecal		CFU/100 mL	200	283.2	86400	-	3,049.4
5439000	8/9/2018	4.27	4.27	0.1459	0.62	9368	79.4033%	Fecal		CFU/100 mL	200	283.2	86400	-	3,049.4
5439000	9/10/2018	4.27	4.27	0.1459	0.62	9368	79.4033%	Fecal		CFU/100 mL	200	283.2	86400	-	3,049.4
5439000	8/29/2019	4.27	4.27	0.1459	0.62	9368	79.4033%	Fecal		CFU/100 mL	200	283.2	86400	-	3,049.4
5439000	9/17/2020	4.27	4.27	0.1459	0.62	9368	79.4033%	Fecal		CFU/100 mL	200	283.2	86400	-	3,049.4
5439000	1/4/2022	4.27	4.27	0.1459	0.62	9368	79.4033%	Fecal		CFU/100 mL	200	283.2	86400	-	3,049.4
5439000	6/22/2005	4.26	4.26	0.1459	0.62	9374	79.4541%	Fecal		CFU/100 mL	200	283.2	86400	-	3,042.3
5439000	8/8/2016	4.26	4.26	0.1459	0.62	9374	79.4541%	Fecal		CFU/100 mL	200	283.2	86400	-	3,042.3
5439000	8/5/2019	4.26	4.26	0.1459	0.62	9374	79.4541%	Fecal		CFU/100 mL	200	283.2	86400	-	3,042.3
5439000	8/16/2009	4.25	4.25	0.1459	0.62	9377	79.4796%	Fecal		CFU/100 mL	200	283.2	86400	-	3,035.2
5439000	8/28/2010	4.25	4.25	0.1459	0.62	9377	79.4796%	Fecal		CFU/100 mL	200	283.2	86400	-	3,035.2
5439000	9/17/2014	4.25	4.25	0.1459	0.62	9377	79.4796%	Fecal		CFU/100 mL	200	283.2	86400	-	3,035.2
5439000	7/31/2003	4.24	4.24	0.1459	0.62	9380	79.5050%	Fecal		CFU/100 mL	200	283.2	86400	-	3,028.0
5439000	8/29/2010	4.24	4.24	0.1459	0.62	9380	79.5050%	Fecal		CFU/100 mL	200	283.2	86400	-	3,028.0
5439000	1/3/2022	4.24	4.24	0.1459	0.62	9380	79.5050%	Fecal		CFU/100 mL	200	283.2	86400	-	3,028.0
5439000	9/3/2014	4.23	4.23	0.1459	0.62	9383	79.5304%	Fecal		CFU/100 mL	200	283.2	86400	-	3,020.9
5439000	3/8/2015	4.23	4.23	0.1459	0.62	9383	79.5304%	Fecal		CFU/100 mL	200	283.2	86400	-	3,020.9
5439000	11/6/2021	4.23	4.23	0.1459	0.62	9383	79.5304%	Fecal		CFU/100 mL	200	283.2	86400	-	3,020.9
5439000	7/30/1994	4.22	4.22	0.1459	0.62	9386	79.5559%	Fecal		CFU/100 mL	200	283.2	86400	-	3,013.7
5439000	1/1/2004	4.22	4.22	0.1459	0.62	9386	79.5559%	Fecal		CFU/100 mL	200	283.2	86400	-	3,013.7
5439000	11/20/2014	4.22	4.22	0.1459	0.62	9386	79.5559%	Fecal		CFU/100 mL	200	283.2	86400	-	3,013.7
5439000	11/28/2021	4.22	4.22	0.1459	0.62	9386	79.5559%	Fecal		CFU/100 mL	200	283.2	86400	-	3,013.7
5439000	7/16/2006	4.21	4.21	0.1459	0.61	9390	79.5898%	Fecal		CFU/100 mL	200	283.2	86400	-	3,006.6
5439000	11/19/2006	4.21	4.21	0.1459	0.61	9390	79.5898%	Fecal		CFU/100 mL	200	283.2	86400	-	3,006.6
5439000	8/16/2019	4.21	4.21	0.1459	0.61	9390	79.5898%	Fecal		CFU/100 mL	200	283.2	86400	-	3,006.6
5439000	12/25/2021	4.21	4.21	0.1459	0.61	9390	79.5898%	Fecal		CFU/100 mL	200	283.2	86400	-	3,006.6
5439000	10/1/1994	4.2	4.2	0.1459	0.61	9394	79.6237%	Fecal		CFU/100 mL	200	283.2	86400	-	2,999.5
5439000	7/31/1998	4.2	4.2	0.1459	0.61	9394	79.6237%	Fecal		CFU/100 mL	200	283.2	86400	-	2,999.5
5439000	11/1/1999	4.2	4.2	0.1459	0.61	9394	79.6237%	Fecal		CFU/100 mL	200	283.2	86400	-	2,999.5
5439000	11/24/1999	4.2	4.2	0.1459	0.61	9394	79.6237%	Fecal		CFU/100 mL	200	283.2	86400	-	2,999.5
5439000	1/5/2000	4.2	4.2	0.1459	0.61	9394	79.6237%	Fecal		CFU/100 mL	200	283.2	86400	-	2,999.5
5439000	1/18/2000	4.2	4.2	0.1459	0.61	9394	79.6237%	Fecal		CFU/100 mL	200	283.2	86400	-	2,999.5
5439000	1/22/2000	4.2	4.2	0.1459	0.61	9394	79.6237%	Fecal		CFU/100 mL	200	283.2	86400	-	2,999.5
5439000	1/24/2000	4.2	4.2	0.1459	0.61	9394	79.6237%	Fecal		CFU/100 mL	200	283.2	86400	-	2,999.5
5439000	8/22/2000	4.2	4.2	0.1459	0.61	9394	79.6237%	Fecal		CFU/100 mL	200	283.2	86400	-	2,999.5
5439000	8/26/2000	4.2	4.2	0.1459	0.61	9394	79.6237%	Fecal		CFU/100 mL	200	283.2	86400	-	2,999.5
5439000	12/23/2004	4.2	4.2	0.1459	0.61	9394	79.6237%	Fecal		CFU/100 mL	200	283.2	86400	-	2,999.5
5439000	4/18/2003	4.19	4.19	0.1459	0.61	9405	79.7169%	Fecal		CFU/100 mL	200	283.2	86400	-	2,992.3
5439000	10/4/2006	4.19	4.19	0.1459	0.61	9405	79.7169%	Fecal		CFU/100 mL	200	283.2	86400	-	2,992.3
5439000	9/13/2015	4.19	4.19	0.1459	0.61	9405	79.7169%	Fecal		CFU/100 mL	200	283.2	86400	-	2,992.3
5439000	8/5/2020	4.19	4.19	0.1459	0.61	9405	79.7169%	Fecal		CFU/100 mL	200	283.2	86400	-	2,992.3
5439000	10/21/2006	4.18	4.18	0.1459	0.61	9409	79.7508%	Fecal		CFU/100 mL	200	283.2	86400	-	2,985.2
5439000	8/3/2013	4.18	4.18	0.1459	0.61	9409	79.7508%	Fecal		CFU/100 mL	200	283.2	86400	-	2,985.2
5439000	8/27/2010	4.16	4.16	0.1459	0.61	9411	79.7678%	Fecal		CFU/100 mL	200	283.2	86400	-	2,970.9
5439000	8/3/1994	4.15	4.15	0.1459	0.61	9412	79.7762%	Fecal		CFU/100 mL	200	283.2	86400	-	2,963.7
5439000	8/17/2012	4.15	4.15	0.1459	0.61	9412	79.7762%	Fecal		CFU/100 mL	200	283.2	86400	-	2,963.7
5439000	2/23/2015	4.15	4.15	0.1459	0.61	9412	79.7762%	Fecal		CFU/100 mL	200	283.2	86400	-	2,963.7
5439000	7/16/2002	4.14	4.14	0.1459	0.60	9415	79.8017%	Fecal		CFU/100 mL	200	283.2	86400	-	2,956.6
5439000	11/15/2014	4.14	4.14	0.1459	0.60	9415	79.8017%	Fecal		CFU/100 mL	200	283.2	86400	-	2,956.6
5439000	8/28/1994	4.13	4.13	0.1459	0.60	9417	79.8186%	Fecal		CFU/100 mL	200	283.2	86400	-	2,949.5
5439000	10/4/2016	4.13	4.13	0.1459	0.60	9417	79.8186%	Fecal		CFU/100 mL	200	283.2	86400	-	2,949.5
5439000	2/28/2014	4.12	4.12	0.1459	0.60	9419	79.8356%	Fecal		CFU/100 mL	200	283.2	86400	-	2,942.3
5439000	3/7/2015	4.12	4.12	0.1459	0.60	9419	79.8356%	Fecal		CFU/100 mL	200	283.2	86400	-	2,942.3
5439000	1/10/2018	4.12	4.12	0.1459	0.60	9419	79.8356%	Fecal		CFU/100 mL	200	283.2	86400	-	2,942.3
5439000	8/21/2005	4.11	4.11	0.1459	0.60	9422	79.8610%	Fecal		CFU/100 mL	200	283.2	86400	-	2,935.2
5439000	1/11/2018	4.11	4.11	0.1459	0.60	9422	79.8610%	Fecal		CFU/100 mL	200	283.2	86400	-	2,935.2
5439000	8/8/2021	4.11	4.11	0.1459	0.60	9422	79.8610%	Fecal		CFU/100 mL	200	283.2	86400	-	2,935.2
5439000	9/26/1990	4.1	4.1	0.1459	0.60	9425	79.8864%	Fecal		CFU/100 mL	200	283.2	86400	-	2,928.0
5439000	8/14/1991	4.1	4.1	0.1459	0.60	9425	79.8864%	Fecal		CFU/100 mL	200	283.2	86400	-	2,928.0
5439000	8/31/1994	4.1	4.1	0.1459	0.60	9425	79.8864%	Fecal		CFU/100 mL	200	283.2	86400	-	2,928.0
5439000	10/30/1995	4.1	4.1	0.1459	0.60	9425	79.8864%	Fecal		CFU/100 mL	200	283.2	86400	-	2,928.0
5439000	11/23/1996	4.1	4.1	0.1459	0.60	9425	79.8864%	Fecal		CFU/100 mL	200	283.2	86400	-	2,928.0
5439000	8/11/1998	4.1	4.1	0.1459	0.60	9425	79.8864%	Fecal		CFU/100 mL	200	283.2	86400	-	2,928.0
5439000	7/31/1999	4.1	4.1	0.1459	0.60	9425	79.8864%	Fecal		CFU/100 mL	200	283.2	86400	-	2,928.0
5439000	11/5/1999	4.1	4.1	0.1459	0.60	9425	79.8864%	Fecal		CFU/100 mL	200	283.2	86400	-	2,928.0
5439000	11/6/1999	4.1	4.1	0.1459	0.60	9425	79.8864%	Fecal		CFU/100 mL	200	283.2	86400	-	2,928.0
5439000	11/23/1999	4.1	4.1	0.1459	0.60	9425	79.8864%	Fecal		CFU/100 mL	200	283.2	86400	-	2,928.0
5439000	1/19/2000	4.1	4.1	0.1459	0.60	9425	79.8864%	Fecal		CFU/100 mL	200	283.2	86400	-	2,928.0
5439000	9/25/2009	4.1	4.1	0.1459	0.60	9425	79.8864%	Fecal		CFU/100 mL	200	283.2	86400	-	2,928.0
5439000	8/10/2018	4.1	4.1	0.1459	0.60	9425	79.8864%	Fecal		CFU/100 mL	200	283.2	86400	-	2,928.0
5439000	12/20/2021	4.09	4.09	0.1459	0.60	9438	79.9966%	Fecal		CFU/100 mL	200	283.2	86400	-	2,920.9
5439000	10/25/2002	4.07	4.07	0.1459	0.59	9439	80.0051%	Fecal		CFU/100 mL	200	283.2	86400	-	2,906.6
5439000	1/11/2004	4.07	4.07	0.1459	0.59	9439	80.0051%	Fecal		CFU/100 mL	200	283.2	86400	-	2,906.6
5439000	11/24/2010	4.07	4.07	0.1459	0.59	9439	80.0051%	Fecal		CFU/100 mL	200	283.2	86400	-	2,906.6
5439000	2/24/2015	4.07	4.07	0.1459	0.59	9439	80.0051%	Fecal		CFU/100 mL	200	283.2	86400	-	2,906.6
5439000	12/24/2021	4.07	4.07	0.1459	0.59	9439	80.0051%	Fecal		CFU/100 mL	200	283.2	86400	-	2,906.6
5439000	2/3/2006	4.06	4.06	0.1459	0.59	9444	80.0475%	Fecal		CFU/100 mL	200	283.2	86400	-	2,899.5
5439000	10/29/2011	4.06	4.06	0.1459	0.59	9444	80.0475%	Fecal		CFU/100 mL	200	283.2	86400	-	2,899.5
5439000	7/9/2012	4.05	4.05	0.1459	0.59	9446	80.0644%	Fecal		CFU/100 mL	200	283.2	86400	-	2,892.3
5439000	10/25/2016	4.05	4.05	0.1459	0.59	9446	80.0644%	Fecal		CFU/100 mL	200	283.2	86400	-	2,892.3
5439000	8/25/2017	4.05	4.05	0.1459	0.59	9446	80.0644%	Fecal		CFU/100 mL	200	283.2	86400	-	2,892.3
5439000	8/2/2018	4.03	4.03	0.1459	0.59	9449	80.0898%	Fecal		CFU/100 mL	200	283.2	86400	-	2,878.0
5439000	7/5/2005	4.01	4.01	0.1459	0.59	9450	80.0983%	Fecal		CFU/100 mL	200	283.2	86400	-	2,863.8

Gage ID	Date	Discharge (CFS)	Gage Discharge (less Surrogate NPDES) (CFS)	Watershed Area Ratio	Calculated flow (CFS)	Rank	Flow Exceedance %	Parameter	Results	Units (mg or micro_gram	Limit/Standard	100mL/CF	sec/day	Actual Load (million colonies/day)	Allowable Load (million colonies/day)
5439000	12/21/2021	4.01	4.01	0.1459	0.59	9450	80.0983%	Fecal		CFU/100 mL	200	283.2	86400	-	2,863.8
5439000	7/13/1991	4	4	0.1459	0.58	9452	80.1153%	Fecal		CFU/100 mL	200	283.2	86400	-	2,856.6
5439000	7/19/1991	4	4	0.1459	0.58	9452	80.1153%	Fecal		CFU/100 mL	200	283.2	86400	-	2,856.6
5439000	7/26/1991	4	4	0.1459	0.58	9452	80.1153%	Fecal		CFU/100 mL	200	283.2	86400	-	2,856.6
5439000	9/1/1991	4	4	0.1459	0.58	9452	80.1153%	Fecal		CFU/100 mL	200	283.2	86400	-	2,856.6
5439000	11/21/1996	4	4	0.1459	0.58	9452	80.1153%	Fecal		CFU/100 mL	200	283.2	86400	-	2,856.6
5439000	10/26/1999	4	4	0.1459	0.58	9452	80.1153%	Fecal		CFU/100 mL	200	283.2	86400	-	2,856.6
5439000	11/19/1999	4	4	0.1459	0.58	9452	80.1153%	Fecal		CFU/100 mL	200	283.2	86400	-	2,856.6
5439000	12/22/1999	4	4	0.1459	0.58	9452	80.1153%	Fecal		CFU/100 mL	200	283.2	86400	-	2,856.6
5439000	1/21/2000	4	4	0.1459	0.58	9452	80.1153%	Fecal		CFU/100 mL	200	283.2	86400	-	2,856.6
5439000	1/25/2000	4	4	0.1459	0.58	9452	80.1153%	Fecal		CFU/100 mL	200	283.2	86400	-	2,856.6
5439000	2/1/2000	4	4	0.1459	0.58	9452	80.1153%	Fecal		CFU/100 mL	200	283.2	86400	-	2,856.6
5439000	2/20/2000	4	4	0.1459	0.58	9452	80.1153%	Fecal		CFU/100 mL	200	283.2	86400	-	2,856.6
5439000	9/10/2001	4	4	0.1459	0.58	9452	80.1153%	Fecal		CFU/100 mL	200	283.2	86400	-	2,856.6
5439000	12/27/2004	4	4	0.1459	0.58	9452	80.1153%	Fecal		CFU/100 mL	200	283.2	86400	-	2,856.6
5439000	8/14/2009	4	4	0.1459	0.58	9452	80.1153%	Fecal		CFU/100 mL	200	283.2	86400	-	2,856.6
5439000	1/14/2013	4	4	0.1459	0.58	9452	80.1153%	Fecal		CFU/100 mL	200	283.2	86400	-	2,856.6
5439000	2/25/2015	4	4	0.1459	0.58	9452	80.1153%	Fecal		CFU/100 mL	200	283.2	86400	-	2,856.6
5439000	6/23/2005	3.99	3.99	0.1459	0.58	9469	80.2594%	Fecal		CFU/100 mL	200	283.2	86400	-	2,849.5
5439000	12/26/2021	3.99	3.99	0.1459	0.58	9469	80.2594%	Fecal		CFU/100 mL	200	283.2	86400	-	2,849.5
5439000	8/30/2011	3.98	3.98	0.1459	0.58	9471	80.2763%	Fecal		CFU/100 mL	200	283.2	86400	-	2,842.3
5439000	8/16/2011	3.95	3.95	0.1459	0.58	9472	80.2848%	Fecal		CFU/100 mL	200	283.2	86400	-	2,820.9
5439000	3/1/2014	3.95	3.95	0.1459	0.58	9472	80.2848%	Fecal		CFU/100 mL	200	283.2	86400	-	2,820.9
5439000	9/13/2016	3.95	3.95	0.1459	0.58	9472	80.2848%	Fecal		CFU/100 mL	200	283.2	86400	-	2,820.9
5439000	11/16/2021	3.95	3.95	0.1459	0.58	9472	80.2848%	Fecal		CFU/100 mL	200	283.2	86400	-	2,820.9
5439000	3/2/2014	3.94	3.94	0.1459	0.57	9476	80.3187%	Fecal		CFU/100 mL	200	283.2	86400	-	2,813.8
5439000	2/26/2015	3.93	3.93	0.1459	0.57	9477	80.3272%	Fecal		CFU/100 mL	200	283.2	86400	-	2,806.6
5439000	2/27/2015	3.93	3.93	0.1459	0.57	9477	80.3272%	Fecal		CFU/100 mL	200	283.2	86400	-	2,806.6
5439000	2/28/2015	3.93	3.93	0.1459	0.57	9477	80.3272%	Fecal		CFU/100 mL	200	283.2	86400	-	2,806.6
5439000	3/6/2015	3.93	3.93	0.1459	0.57	9477	80.3272%	Fecal		CFU/100 mL	200	283.2	86400	-	2,806.6
5439000	10/5/2016	3.93	3.93	0.1459	0.57	9477	80.3272%	Fecal		CFU/100 mL	200	283.2	86400	-	2,806.6
5439000	8/6/2020	3.93	3.93	0.1459	0.57	9477	80.3272%	Fecal		CFU/100 mL	200	283.2	86400	-	2,806.6
5439000	9/18/2020	3.93	3.93	0.1459	0.57	9477	80.3272%	Fecal		CFU/100 mL	200	283.2	86400	-	2,806.6
5439000	11/21/2014	3.92	3.92	0.1459	0.57	9484	80.3865%	Fecal		CFU/100 mL	200	283.2	86400	-	2,799.5
5439000	8/17/2019	3.91	3.91	0.1459	0.57	9485	80.3950%	Fecal		CFU/100 mL	200	283.2	86400	-	2,792.4
5439000	8/22/2019	3.91	3.91	0.1459	0.57	9485	80.3950%	Fecal		CFU/100 mL	200	283.2	86400	-	2,792.4
5439000	7/20/1991	3.9	3.9	0.1459	0.57	9487	80.4119%	Fecal		CFU/100 mL	200	283.2	86400	-	2,785.2
5439000	7/25/1991	3.9	3.9	0.1459	0.57	9487	80.4119%	Fecal		CFU/100 mL	200	283.2	86400	-	2,785.2
5439000	8/31/1992	3.9	3.9	0.1459	0.57	9487	80.4119%	Fecal		CFU/100 mL	200	283.2	86400	-	2,785.2
5439000	9/30/1994	3.9	3.9	0.1459	0.57	9487	80.4119%	Fecal		CFU/100 mL	200	283.2	86400	-	2,785.2
5439000	10/6/1994	3.9	3.9	0.1459	0.57	9487	80.4119%	Fecal		CFU/100 mL	200	283.2	86400	-	2,785.2
5439000	11/11/1996	3.9	3.9	0.1459	0.57	9487	80.4119%	Fecal		CFU/100 mL	200	283.2	86400	-	2,785.2
5439000	7/17/1997	3.9	3.9	0.1459	0.57	9487	80.4119%	Fecal		CFU/100 mL	200	283.2	86400	-	2,785.2
5439000	11/9/1999	3.9	3.9	0.1459	0.57	9487	80.4119%	Fecal		CFU/100 mL	200	283.2	86400	-	2,785.2
5439000	12/3/1999	3.9	3.9	0.1459	0.57	9487	80.4119%	Fecal		CFU/100 mL	200	283.2	86400	-	2,785.2
5439000	1/26/2000	3.9	3.9	0.1459	0.57	9487	80.4119%	Fecal		CFU/100 mL	200	283.2	86400	-	2,785.2
5439000	1/31/2000	3.9	3.9	0.1459	0.57	9487	80.4119%	Fecal		CFU/100 mL	200	283.2	86400	-	2,785.2
5439000	8/23/2000	3.9	3.9	0.1459	0.57	9487	80.4119%	Fecal		CFU/100 mL	200	283.2	86400	-	2,785.2
5439000	8/29/2000	3.9	3.9	0.1459	0.57	9487	80.4119%	Fecal		CFU/100 mL	200	283.2	86400	-	2,785.2
5439000	1/2/2004	3.9	3.9	0.1459	0.57	9487	80.4119%	Fecal		CFU/100 mL	200	283.2	86400	-	2,785.2
5439000	12/24/2004	3.9	3.9	0.1459	0.57	9487	80.4119%	Fecal		CFU/100 mL	200	283.2	86400	-	2,785.2
5439000	7/1/2005	3.9	3.9	0.1459	0.57	9487	80.4119%	Fecal		CFU/100 mL	200	283.2	86400	-	2,785.2
5439000	8/16/2021	3.9	3.9	0.1459	0.57	9487	80.4119%	Fecal		CFU/100 mL	200	283.2	86400	-	2,785.2
5439000	10/6/2001	3.88	3.88	0.1459	0.57	9504	80.5560%	Fecal		CFU/100 mL	200	283.2	86400	-	2,770.9
5439000	10/13/2012	3.88	3.88	0.1459	0.57	9504	80.5560%	Fecal		CFU/100 mL	200	283.2	86400	-	2,770.9
5439000	12/26/2017	3.88	3.88	0.1459	0.57	9504	80.5560%	Fecal		CFU/100 mL	200	283.2	86400	-	2,770.9
5439000	3/3/2014	3.87	3.87	0.1459	0.56	9507	80.5815%	Fecal		CFU/100 mL	200	283.2	86400	-	2,763.8
5439000	3/1/2015	3.87	3.87	0.1459	0.56	9507	80.5815%	Fecal		CFU/100 mL	200	283.2	86400	-	2,763.8
5439000	3/2/2015	3.87	3.87	0.1459	0.56	9507	80.5815%	Fecal		CFU/100 mL	200	283.2	86400	-	2,763.8
5439000	3/3/2015	3.87	3.87	0.1459	0.56	9507	80.5815%	Fecal		CFU/100 mL	200	283.2	86400	-	2,763.8
5439000	3/4/2015	3.87	3.87	0.1459	0.56	9507	80.5815%	Fecal		CFU/100 mL	200	283.2	86400	-	2,763.8
5439000	3/5/2015	3.87	3.87	0.1459	0.56	9507	80.5815%	Fecal		CFU/100 mL	200	283.2	86400	-	2,763.8
5439000	8/13/2016	3.87	3.87	0.1459	0.56	9507	80.5815%	Fecal		CFU/100 mL	200	283.2	86400	-	2,763.8
5439000	11/6/2003	3.86	3.86	0.1459	0.56	9514	80.6408%	Fecal		CFU/100 mL	200	283.2	86400	-	2,756.6
5439000	7/23/2006	3.84	3.84	0.1459	0.56	9515	80.6493%	Fecal		CFU/100 mL	200	283.2	86400	-	2,742.4
5439000	9/15/2009	3.82	3.82	0.1459	0.56	9516	80.6577%	Fecal		CFU/100 mL	200	283.2	86400	-	2,728.1
5439000	9/6/2012	3.82	3.82	0.1459	0.56	9516	80.6577%	Fecal		CFU/100 mL	200	283.2	86400	-	2,728.1
5439000	8/3/2018	3.82	3.82	0.1459	0.56	9516	80.6577%	Fecal		CFU/100 mL	200	283.2	86400	-	2,728.1
5439000	9/21/2021	3.81	3.81	0.1459	0.56	9519	80.6832%	Fecal		CFU/100 mL	200	283.2	86400	-	2,720.9
5439000	8/17/1991	3.8	3.8	0.1459	0.55	9520	80.6916%	Fecal		CFU/100 mL	200	283.2	86400	-	2,713.8
5439000	8/26/1991	3.8	3.8	0.1459	0.55	9520	80.6916%	Fecal		CFU/100 mL	200	283.2	86400	-	2,713.8
5439000	10/28/1991	3.8	3.8	0.1459	0.55	9520	80.6916%	Fecal		CFU/100 mL	200	283.2	86400	-	2,713.8
5439000	9/24/1996	3.8	3.8	0.1459	0.55	9520	80.6916%	Fecal		CFU/100 mL	200	283.2	86400	-	2,713.8
5439000	8/30/1998	3.8	3.8	0.1459	0.55	9520	80.6916%	Fecal		CFU/100 mL	200	283.2	86400	-	2,713.8
5439000	10/28/1999	3.8	3.8	0.1459	0.55	9520	80.6916%	Fecal		CFU/100 mL	200	283.2	86400	-	2,713.8
5439000	11/8/1999	3.8	3.8	0.1459	0.55	9520	80.6916%	Fecal		CFU/100 mL	200	283.2	86400	-	2,713.8
5439000	11/13/1999	3.8	3.8	0.1459	0.55	9520	80.6916%	Fecal		CFU/100 mL	200	283.2	86400	-	2,713.8
5439000	1/20/2000	3.8	3.8	0.1459	0.55	9520	80.6916%	Fecal		CFU/100 mL	200	283.2	86400	-	2,713.8
5439000	1/30/2000	3.8	3.8	0.1459	0.55	9520	80.6916%	Fecal		CFU/100 mL	200	283.2	86400	-	2,713.8
5439000	2/2/2000	3.8	3.8	0.1459	0.55	9520	80.6916%	Fecal		CFU/100 mL	200	283.2	86400	-	2,713.8
5439000	8/24/2000	3.8	3.8	0.1459	0.55	9520	80.6916%	Fecal		CFU/100 mL	200	283.2	86400	-	2,713.8
5439000	9/21/2000	3.8	3.8	0.1459	0.55	9520	80.6916%	Fecal		CFU/100 mL	200	283.2	86400	-	2,713.8
5439000	9/28/2001	3.8	3.8	0.1459	0.55	9520	80.6916%	Fecal		CFU/100 mL	200	283.2	86400	-	2,713.8
5439000	12/25/2004	3.8	3.8	0.1459	0.55	9520	80.6916%	Fecal		CFU/100 mL	200	283.2	86400	-	2,713.8
5439000	12/26/2004	3.8	3.8	0.1459	0.55	9520	80.6916%	Fecal		CFU/100 mL	200	283.2	86400	-	2,713.8
5439000	10/25/2006	3.8	3.8	0.1459	0.55	9520	80.6916%	Fecal		CFU/100 mL	200	283.2	86400	-	2,713.8
5439000	9/11/2018	3.79	3.79	0.1459	0.55	9537	80.8357%	Fecal		CFU/100 mL	200	283.2	86400	-	2,706.7
5439000	6/24/2005	3.78	3.78	0.1459	0.55	9538	80.8442%	Fecal		CFU/100 mL	200	283.2	86400	-	2,699.5
5439000	9/26/2009	3.78	3.78	0.1459	0.55	9538	80.8442%	Fecal		CFU/100 mL	200	283.2	86400	-	2,699.5
5439000	9/19/2014	3.78	3.78	0.1459	0.55	9538	80.8442%	Fecal		CFU/100 mL	200	283.2	86400	-	2,699.5

Gage ID	Date	Discharge (CFS)	Gage Discharge (less Surrogate NPDES) (CFS)	Watershed Area Ratio	Calculated flow (CFS)	Rank	Flow Exceedance %	Parameter	Results	Units (mg or micro_gram	Limit/Standard	100mL/CF	sec/day	Actual Load (million colonies/day)	Allowable Load (million colonies/day)
5439000	11/19/2014	3.78	3.78	0.1459	0.55	9538	80.8442%	Fecal		CFU/100 mL	200	283.2	86400	-	2,699.5
5439000	10/24/2006	3.77	3.77	0.1459	0.55	9542	80.8781%	Fecal		CFU/100 mL	200	283.2	86400	-	2,692.4
5439000	10/8/2014	3.77	3.77	0.1459	0.55	9542	80.8781%	Fecal		CFU/100 mL	200	283.2	86400	-	2,692.4
5439000	10/8/2021	3.77	3.77	0.1459	0.55	9542	80.8781%	Fecal		CFU/100 mL	200	283.2	86400	-	2,692.4
5439000	3/4/2014	3.76	3.76	0.1459	0.55	9545	80.9035%	Fecal		CFU/100 mL	200	283.2	86400	-	2,685.2
5439000	3/5/2014	3.76	3.76	0.1459	0.55	9545	80.9035%	Fecal		CFU/100 mL	200	283.2	86400	-	2,685.2
5439000	3/6/2014	3.76	3.76	0.1459	0.55	9545	80.9035%	Fecal		CFU/100 mL	200	283.2	86400	-	2,685.2
5439000	3/7/2014	3.76	3.76	0.1459	0.55	9545	80.9035%	Fecal		CFU/100 mL	200	283.2	86400	-	2,685.2
5439000	3/8/2014	3.76	3.76	0.1459	0.55	9545	80.9035%	Fecal		CFU/100 mL	200	283.2	86400	-	2,685.2
5439000	8/28/2017	3.76	3.76	0.1459	0.55	9545	80.9035%	Fecal		CFU/100 mL	200	283.2	86400	-	2,685.2
5439000	12/9/2021	3.76	3.76	0.1459	0.55	9545	80.9035%	Fecal		CFU/100 mL	200	283.2	86400	-	2,685.2
5439000	7/26/2004	3.75	3.75	0.1459	0.55	9552	80.9629%	Fecal		CFU/100 mL	200	283.2	86400	-	2,678.1
5439000	1/11/2021	3.75	3.75	0.1459	0.55	9552	80.9629%	Fecal		CFU/100 mL	200	283.2	86400	-	2,678.1
5439000	9/8/2010	3.74	3.74	0.1459	0.55	9554	80.9798%	Fecal		CFU/100 mL	200	283.2	86400	-	2,670.9
5439000	11/4/2013	3.74	3.74	0.1459	0.55	9554	80.9798%	Fecal		CFU/100 mL	200	283.2	86400	-	2,670.9
5439000	12/6/2021	3.74	3.74	0.1459	0.55	9554	80.9798%	Fecal		CFU/100 mL	200	283.2	86400	-	2,670.9
5439000	8/9/2016	3.73	3.73	0.1459	0.54	9557	81.0053%	Fecal		CFU/100 mL	200	283.2	86400	-	2,663.8
5439000	8/15/2009	3.72	3.72	0.1459	0.54	9558	81.0137%	Fecal		CFU/100 mL	200	283.2	86400	-	2,656.7
5439000	8/4/2006	3.71	3.71	0.1459	0.54	9559	81.0222%	Fecal		CFU/100 mL	200	283.2	86400	-	2,649.5
5439000	9/2/1992	3.7	3.7	0.1459	0.54	9560	81.0307%	Fecal		CFU/100 mL	200	283.2	86400	-	2,642.4
5439000	2/1/1996	3.7	3.7	0.1459	0.54	9560	81.0307%	Fecal		CFU/100 mL	200	283.2	86400	-	2,642.4
5439000	10/6/1996	3.7	3.7	0.1459	0.54	9560	81.0307%	Fecal		CFU/100 mL	200	283.2	86400	-	2,642.4
5439000	10/10/1998	3.7	3.7	0.1459	0.54	9560	81.0307%	Fecal		CFU/100 mL	200	283.2	86400	-	2,642.4
5439000	10/27/1999	3.7	3.7	0.1459	0.54	9560	81.0307%	Fecal		CFU/100 mL	200	283.2	86400	-	2,642.4
5439000	11/27/1999	3.7	3.7	0.1459	0.54	9560	81.0307%	Fecal		CFU/100 mL	200	283.2	86400	-	2,642.4
5439000	1/6/2000	3.7	3.7	0.1459	0.54	9560	81.0307%	Fecal		CFU/100 mL	200	283.2	86400	-	2,642.4
5439000	1/8/2000	3.7	3.7	0.1459	0.54	9560	81.0307%	Fecal		CFU/100 mL	200	283.2	86400	-	2,642.4
5439000	1/27/2000	3.7	3.7	0.1459	0.54	9560	81.0307%	Fecal		CFU/100 mL	200	283.2	86400	-	2,642.4
5439000	1/29/2000	3.7	3.7	0.1459	0.54	9560	81.0307%	Fecal		CFU/100 mL	200	283.2	86400	-	2,642.4
5439000	2/10/2000	3.7	3.7	0.1459	0.54	9560	81.0307%	Fecal		CFU/100 mL	200	283.2	86400	-	2,642.4
5439000	2/11/2000	3.7	3.7	0.1459	0.54	9560	81.0307%	Fecal		CFU/100 mL	200	283.2	86400	-	2,642.4
5439000	2/13/2000	3.7	3.7	0.1459	0.54	9560	81.0307%	Fecal		CFU/100 mL	200	283.2	86400	-	2,642.4
5439000	10/9/2001	3.7	3.7	0.1459	0.54	9560	81.0307%	Fecal		CFU/100 mL	200	283.2	86400	-	2,642.4
5439000	11/12/2013	3.7	3.7	0.1459	0.54	9560	81.0307%	Fecal		CFU/100 mL	200	283.2	86400	-	2,642.4
5439000	10/30/2013	3.69	3.69	0.1459	0.54	9575	81.1578%	Fecal		CFU/100 mL	200	283.2	86400	-	2,635.2
5439000	11/9/2021	3.69	3.69	0.1459	0.54	9575	81.1578%	Fecal		CFU/100 mL	200	283.2	86400	-	2,635.2
5439000	8/28/2002	3.68	3.68	0.1459	0.54	9577	81.1748%	Fecal		CFU/100 mL	200	283.2	86400	-	2,628.1
5439000	11/7/2021	3.68	3.68	0.1459	0.54	9577	81.1748%	Fecal		CFU/100 mL	200	283.2	86400	-	2,628.1
5439000	8/7/2020	3.67	3.67	0.1459	0.54	9579	81.1917%	Fecal		CFU/100 mL	200	283.2	86400	-	2,621.0
5439000	11/29/2021	3.67	3.67	0.1459	0.54	9579	81.1917%	Fecal		CFU/100 mL	200	283.2	86400	-	2,621.0
5439000	11/30/2021	3.65	3.65	0.1459	0.53	9581	81.2087%	Fecal		CFU/100 mL	200	283.2	86400	-	2,606.7
5439000	9/6/2008	3.64	3.64	0.1459	0.53	9582	81.2172%	Fecal		CFU/100 mL	200	283.2	86400	-	2,599.5
5439000	9/12/2018	3.64	3.64	0.1459	0.53	9582	81.2172%	Fecal		CFU/100 mL	200	283.2	86400	-	2,599.5
5439000	11/8/2021	3.64	3.64	0.1459	0.53	9582	81.2172%	Fecal		CFU/100 mL	200	283.2	86400	-	2,599.5
5439000	12/23/2021	3.64	3.64	0.1459	0.53	9582	81.2172%	Fecal		CFU/100 mL	200	283.2	86400	-	2,599.5
5439000	9/2/2019	3.63	3.63	0.1459	0.53	9586	81.2511%	Fecal		CFU/100 mL	200	283.2	86400	-	2,592.4
5439000	12/22/2021	3.63	3.63	0.1459	0.53	9586	81.2511%	Fecal		CFU/100 mL	200	283.2	86400	-	2,592.4
5439000	7/26/2006	3.62	3.62	0.1459	0.53	9588	81.2680%	Fecal		CFU/100 mL	200	283.2	86400	-	2,585.2
5439000	11/4/2006	3.62	3.62	0.1459	0.53	9588	81.2680%	Fecal		CFU/100 mL	200	283.2	86400	-	2,585.2
5439000	10/18/1991	3.6	3.6	0.1459	0.53	9590	81.2850%	Fecal		CFU/100 mL	200	283.2	86400	-	2,571.0
5439000	8/28/1992	3.6	3.6	0.1459	0.53	9590	81.2850%	Fecal		CFU/100 mL	200	283.2	86400	-	2,571.0
5439000	8/10/1995	3.6	3.6	0.1459	0.53	9590	81.2850%	Fecal		CFU/100 mL	200	283.2	86400	-	2,571.0
5439000	10/2/1996	3.6	3.6	0.1459	0.53	9590	81.2850%	Fecal		CFU/100 mL	200	283.2	86400	-	2,571.0
5439000	10/3/1996	3.6	3.6	0.1459	0.53	9590	81.2850%	Fecal		CFU/100 mL	200	283.2	86400	-	2,571.0
5439000	10/24/1996	3.6	3.6	0.1459	0.53	9590	81.2850%	Fecal		CFU/100 mL	200	283.2	86400	-	2,571.0
5439000	11/12/1996	3.6	3.6	0.1459	0.53	9590	81.2850%	Fecal		CFU/100 mL	200	283.2	86400	-	2,571.0
5439000	7/22/1997	3.6	3.6	0.1459	0.53	9590	81.2850%	Fecal		CFU/100 mL	200	283.2	86400	-	2,571.0
5439000	7/24/1997	3.6	3.6	0.1459	0.53	9590	81.2850%	Fecal		CFU/100 mL	200	283.2	86400	-	2,571.0
5439000	10/29/1997	3.6	3.6	0.1459	0.53	9590	81.2850%	Fecal		CFU/100 mL	200	283.2	86400	-	2,571.0
5439000	8/1/1998	3.6	3.6	0.1459	0.53	9590	81.2850%	Fecal		CFU/100 mL	200	283.2	86400	-	2,571.0
5439000	11/10/1999	3.6	3.6	0.1459	0.53	9590	81.2850%	Fecal		CFU/100 mL	200	283.2	86400	-	2,571.0
5439000	11/16/1999	3.6	3.6	0.1459	0.53	9590	81.2850%	Fecal		CFU/100 mL	200	283.2	86400	-	2,571.0
5439000	12/23/1999	3.6	3.6	0.1459	0.53	9590	81.2850%	Fecal		CFU/100 mL	200	283.2	86400	-	2,571.0
5439000	1/28/2000	3.6	3.6	0.1459	0.53	9590	81.2850%	Fecal		CFU/100 mL	200	283.2	86400	-	2,571.0
5439000	2/3/2000	3.6	3.6	0.1459	0.53	9590	81.2850%	Fecal		CFU/100 mL	200	283.2	86400	-	2,571.0
5439000	2/14/2000	3.6	3.6	0.1459	0.53	9590	81.2850%	Fecal		CFU/100 mL	200	283.2	86400	-	2,571.0
5439000	2/16/2000	3.6	3.6	0.1459	0.53	9590	81.2850%	Fecal		CFU/100 mL	200	283.2	86400	-	2,571.0
5439000	8/30/2000	3.6	3.6	0.1459	0.53	9590	81.2850%	Fecal		CFU/100 mL	200	283.2	86400	-	2,571.0
5439000	7/18/2001	3.6	3.6	0.1459	0.53	9590	81.2850%	Fecal		CFU/100 mL	200	283.2	86400	-	2,571.0
5439000	7/19/2001	3.6	3.6	0.1459	0.53	9590	81.2850%	Fecal		CFU/100 mL	200	283.2	86400	-	2,571.0
5439000	1/3/2004	3.6	3.6	0.1459	0.53	9590	81.2850%	Fecal		CFU/100 mL	200	283.2	86400	-	2,571.0
5439000	6/25/2005	3.6	3.6	0.1459	0.53	9590	81.2850%	Fecal		CFU/100 mL	200	283.2	86400	-	2,571.0
5439000	8/22/2008	3.6	3.6	0.1459	0.53	9590	81.2850%	Fecal		CFU/100 mL	200	283.2	86400	-	2,571.0
5439000	9/19/2011	3.6	3.6	0.1459	0.53	9590	81.2850%	Fecal		CFU/100 mL	200	283.2	86400	-	2,571.0
5439000	9/7/2012	3.6	3.6	0.1459	0.53	9590	81.2850%	Fecal		CFU/100 mL	200	283.2	86400	-	2,571.0
5439000	8/18/2019	3.6	3.6	0.1459	0.53	9590	81.2850%	Fecal		CFU/100 mL	200	283.2	86400	-	2,571.0
5439000	3/22/2003	3.59	3.59	0.1459	0.52	9617	81.5138%	Fecal		CFU/100 mL	200	283.2	86400	-	2,563.8
5439000	10/18/2006	3.59	3.59	0.1459	0.52	9617	81.5138%	Fecal		CFU/100 mL	200	283.2	86400	-	2,563.8
5439000	8/12/2020	3.59	3.59	0.1459	0.52	9617	81.5138%	Fecal		CFU/100 mL	200	283.2	86400	-	2,563.8
5439000	9/19/2020	3.59	3.59	0.1459	0.52	9617	81.5138%	Fecal		CFU/100 mL	200	283.2	86400	-	2,563.8
5439000	12/3/2021	3.59	3.59	0.1459	0.52	9617	81.5138%	Fecal		CFU/100 mL	200	283.2	86400	-	2,563.8
5439000	9/4/2015	3.58	3.58	0.1459	0.52	9622	81.5562%	Fecal		CFU/100 mL	200	283.2	86400	-	2,556.7
5439000	9/18/2014	3.56	3.56	0.1459	0.52	9623	81.5647%	Fecal		CFU/100 mL	200	283.2	86400	-	2,542.4
5439000	11/10/2021	3.56	3.56	0.1459	0.52	9623	81.5647%	Fecal		CFU/100 mL	200	283.2	86400	-	2,542.4
5439000	7/3/2012	3.55	3.55	0.1459	0.52	9625	81.5816%	Fecal		CFU/100 mL	200	283.2	86400	-	2,535.3
5439000	11/13/2002	3.53	3.53	0.1459	0.52	9626	81.5901%	Fecal		CFU/100 mL	200	283.2	86400	-	2,521.0
5439000	9/25/2015	3.53	3.53	0.1459	0.52	9626	81.5901%	Fecal		CFU/100 mL	200	283.2	86400	-	2,521.0
5439000	8/30/2017	3.53	3.53	0.1459	0.52	9626	81.5901%	Fecal		CFU/100 mL	200	283.2	86400	-	2,521.0
5439000	11/14/2002	3.52	3.52	0.1459	0.51	9629	81.6155%	Fecal		CFU/100 mL	200	283.2	86400	-	2,513.8
5439000	2/19/2014	3.52	3.52	0.1459	0.51	9629	81.6155%	Fecal		CFU/100 mL	200	283.2	86400	-	2,513.8

Gage ID	Date	Discharge (CFS)	Gage Discharge (less Surrogate NPDES) (CFS)	Watershed Area Ratio	Calculated flow (CFS)	Rank	Flow Exceedance %	Parameter	Results	Units (mg or micro_gram	Limit/Standard	100mL/CF	sec/day	Actual Load (million colonies/day)	Allowable Load (million colonies/day)
5439000	8/4/2018	3.52	3.52	0.1459	0.51	9629	81.6155%	Fecal		CFU/100 mL	200	283.2	86400	-	2,513.8
5439000	7/31/1994	3.51	3.51	0.1459	0.51	9632	81.6410%	Fecal		CFU/100 mL	200	283.2	86400	-	2,506.7
5439000	9/27/1990	3.5	3.5	0.1459	0.51	9633	81.6494%	Fecal		CFU/100 mL	200	283.2	86400	-	2,499.5
5439000	10/7/1990	3.5	3.5	0.1459	0.51	9633	81.6494%	Fecal		CFU/100 mL	200	283.2	86400	-	2,499.5
5439000	7/28/1991	3.5	3.5	0.1459	0.51	9633	81.6494%	Fecal		CFU/100 mL	200	283.2	86400	-	2,499.5
5439000	9/18/1991	3.5	3.5	0.1459	0.51	9633	81.6494%	Fecal		CFU/100 mL	200	283.2	86400	-	2,499.5
5439000	9/24/1991	3.5	3.5	0.1459	0.51	9633	81.6494%	Fecal		CFU/100 mL	200	283.2	86400	-	2,499.5
5439000	9/26/1991	3.5	3.5	0.1459	0.51	9633	81.6494%	Fecal		CFU/100 mL	200	283.2	86400	-	2,499.5
5439000	9/29/1991	3.5	3.5	0.1459	0.51	9633	81.6494%	Fecal		CFU/100 mL	200	283.2	86400	-	2,499.5
5439000	10/11/1991	3.5	3.5	0.1459	0.51	9633	81.6494%	Fecal		CFU/100 mL	200	283.2	86400	-	2,499.5
5439000	10/14/1991	3.5	3.5	0.1459	0.51	9633	81.6494%	Fecal		CFU/100 mL	200	283.2	86400	-	2,499.5
5439000	10/19/1991	3.5	3.5	0.1459	0.51	9633	81.6494%	Fecal		CFU/100 mL	200	283.2	86400	-	2,499.5
5439000	8/13/1992	3.5	3.5	0.1459	0.51	9633	81.6494%	Fecal		CFU/100 mL	200	283.2	86400	-	2,499.5
5439000	10/9/1995	3.5	3.5	0.1459	0.51	9633	81.6494%	Fecal		CFU/100 mL	200	283.2	86400	-	2,499.5
5439000	10/23/1995	3.5	3.5	0.1459	0.51	9633	81.6494%	Fecal		CFU/100 mL	200	283.2	86400	-	2,499.5
5439000	11/24/1996	3.5	3.5	0.1459	0.51	9633	81.6494%	Fecal		CFU/100 mL	200	283.2	86400	-	2,499.5
5439000	11/7/1999	3.5	3.5	0.1459	0.51	9633	81.6494%	Fecal		CFU/100 mL	200	283.2	86400	-	2,499.5
5439000	11/20/1999	3.5	3.5	0.1459	0.51	9633	81.6494%	Fecal		CFU/100 mL	200	283.2	86400	-	2,499.5
5439000	11/26/1999	3.5	3.5	0.1459	0.51	9633	81.6494%	Fecal		CFU/100 mL	200	283.2	86400	-	2,499.5
5439000	1/3/2000	3.5	3.5	0.1459	0.51	9633	81.6494%	Fecal		CFU/100 mL	200	283.2	86400	-	2,499.5
5439000	2/4/2000	3.5	3.5	0.1459	0.51	9633	81.6494%	Fecal		CFU/100 mL	200	283.2	86400	-	2,499.5
5439000	2/5/2000	3.5	3.5	0.1459	0.51	9633	81.6494%	Fecal		CFU/100 mL	200	283.2	86400	-	2,499.5
5439000	2/9/2000	3.5	3.5	0.1459	0.51	9633	81.6494%	Fecal		CFU/100 mL	200	283.2	86400	-	2,499.5
5439000	2/12/2000	3.5	3.5	0.1459	0.51	9633	81.6494%	Fecal		CFU/100 mL	200	283.2	86400	-	2,499.5
5439000	2/15/2000	3.5	3.5	0.1459	0.51	9633	81.6494%	Fecal		CFU/100 mL	200	283.2	86400	-	2,499.5
5439000	2/17/2000	3.5	3.5	0.1459	0.51	9633	81.6494%	Fecal		CFU/100 mL	200	283.2	86400	-	2,499.5
5439000	2/18/2000	3.5	3.5	0.1459	0.51	9633	81.6494%	Fecal		CFU/100 mL	200	283.2	86400	-	2,499.5
5439000	2/19/2000	3.5	3.5	0.1459	0.51	9633	81.6494%	Fecal		CFU/100 mL	200	283.2	86400	-	2,499.5
5439000	7/27/2012	3.49	3.49	0.1459	0.51	9659	81.8698%	Fecal		CFU/100 mL	200	283.2	86400	-	2,492.4
5439000	9/14/2006	3.48	3.48	0.1459	0.51	9660	81.8783%	Fecal		CFU/100 mL	200	283.2	86400	-	2,485.3
5439000	1/17/2014	3.48	3.48	0.1459	0.51	9660	81.8783%	Fecal		CFU/100 mL	200	283.2	86400	-	2,485.3
5439000	8/30/2019	3.48	3.48	0.1459	0.51	9660	81.8783%	Fecal		CFU/100 mL	200	283.2	86400	-	2,485.3
5439000	4/3/2003	3.47	3.47	0.1459	0.51	9663	81.9037%	Fecal		CFU/100 mL	200	283.2	86400	-	2,478.1
5439000	9/18/2018	3.47	3.47	0.1459	0.51	9663	81.9037%	Fecal		CFU/100 mL	200	283.2	86400	-	2,478.1
5439000	8/17/2021	3.46	3.46	0.1459	0.50	9665	81.9207%	Fecal		CFU/100 mL	200	283.2	86400	-	2,471.0
5439000	12/5/2021	3.46	3.46	0.1459	0.50	9665	81.9207%	Fecal		CFU/100 mL	200	283.2	86400	-	2,471.0
5439000	9/25/2018	3.45	3.45	0.1459	0.50	9667	81.9376%	Fecal		CFU/100 mL	200	283.2	86400	-	2,463.8
5439000	9/16/2009	3.44	3.44	0.1459	0.50	9668	81.9461%	Fecal		CFU/100 mL	200	283.2	86400	-	2,456.7
5439000	8/8/2020	3.44	3.44	0.1459	0.50	9668	81.9461%	Fecal		CFU/100 mL	200	283.2	86400	-	2,456.7
5439000	9/13/2018	3.43	3.43	0.1459	0.50	9670	81.9630%	Fecal		CFU/100 mL	200	283.2	86400	-	2,449.6
5439000	10/7/2001	3.42	3.42	0.1459	0.50	9671	81.9715%	Fecal		CFU/100 mL	200	283.2	86400	-	2,442.4
5439000	10/6/1990	3.4	3.4	0.1459	0.50	9672	81.9800%	Fecal		CFU/100 mL	200	283.2	86400	-	2,428.1
5439000	7/30/1991	3.4	3.4	0.1459	0.50	9672	81.9800%	Fecal		CFU/100 mL	200	283.2	86400	-	2,428.1
5439000	8/27/1991	3.4	3.4	0.1459	0.50	9672	81.9800%	Fecal		CFU/100 mL	200	283.2	86400	-	2,428.1
5439000	9/23/1991	3.4	3.4	0.1459	0.50	9672	81.9800%	Fecal		CFU/100 mL	200	283.2	86400	-	2,428.1
5439000	9/27/1991	3.4	3.4	0.1459	0.50	9672	81.9800%	Fecal		CFU/100 mL	200	283.2	86400	-	2,428.1
5439000	9/3/1992	3.4	3.4	0.1459	0.50	9672	81.9800%	Fecal		CFU/100 mL	200	283.2	86400	-	2,428.1
5439000	8/7/1995	3.4	3.4	0.1459	0.50	9672	81.9800%	Fecal		CFU/100 mL	200	283.2	86400	-	2,428.1
5439000	9/22/1995	3.4	3.4	0.1459	0.50	9672	81.9800%	Fecal		CFU/100 mL	200	283.2	86400	-	2,428.1
5439000	10/4/1996	3.4	3.4	0.1459	0.50	9672	81.9800%	Fecal		CFU/100 mL	200	283.2	86400	-	2,428.1
5439000	10/20/1996	3.4	3.4	0.1459	0.50	9672	81.9800%	Fecal		CFU/100 mL	200	283.2	86400	-	2,428.1
5439000	8/12/1998	3.4	3.4	0.1459	0.50	9672	81.9800%	Fecal		CFU/100 mL	200	283.2	86400	-	2,428.1
5439000	9/18/1998	3.4	3.4	0.1459	0.50	9672	81.9800%	Fecal		CFU/100 mL	200	283.2	86400	-	2,428.1
5439000	8/23/1999	3.4	3.4	0.1459	0.50	9672	81.9800%	Fecal		CFU/100 mL	200	283.2	86400	-	2,428.1
5439000	11/18/1999	3.4	3.4	0.1459	0.50	9672	81.9800%	Fecal		CFU/100 mL	200	283.2	86400	-	2,428.1
5439000	12/26/1999	3.4	3.4	0.1459	0.50	9672	81.9800%	Fecal		CFU/100 mL	200	283.2	86400	-	2,428.1
5439000	1/7/2000	3.4	3.4	0.1459	0.50	9672	81.9800%	Fecal		CFU/100 mL	200	283.2	86400	-	2,428.1
5439000	2/6/2000	3.4	3.4	0.1459	0.50	9672	81.9800%	Fecal		CFU/100 mL	200	283.2	86400	-	2,428.1
5439000	2/7/2000	3.4	3.4	0.1459	0.50	9672	81.9800%	Fecal		CFU/100 mL	200	283.2	86400	-	2,428.1
5439000	7/16/2001	3.4	3.4	0.1459	0.50	9672	81.9800%	Fecal		CFU/100 mL	200	283.2	86400	-	2,428.1
5439000	7/17/2006	3.4	3.4	0.1459	0.50	9672	81.9800%	Fecal		CFU/100 mL	200	283.2	86400	-	2,428.1
5439000	8/11/2018	3.39	3.39	0.1459	0.49	9692	82.1495%	Fecal		CFU/100 mL	200	283.2	86400	-	2,421.0
5439000	8/6/1994	3.38	3.38	0.1459	0.49	9693	82.1580%	Fecal		CFU/100 mL	200	283.2	86400	-	2,413.8
5439000	11/25/2010	3.38	3.38	0.1459	0.49	9693	82.1580%	Fecal		CFU/100 mL	200	283.2	86400	-	2,413.8
5439000	9/8/2012	3.38	3.38	0.1459	0.49	9693	82.1580%	Fecal		CFU/100 mL	200	283.2	86400	-	2,413.8
5439000	4/21/2003	3.37	3.37	0.1459	0.49	9696	82.1834%	Fecal		CFU/100 mL	200	283.2	86400	-	2,406.7
5439000	11/26/2004	3.37	3.37	0.1459	0.49	9696	82.1834%	Fecal		CFU/100 mL	200	283.2	86400	-	2,406.7
5439000	11/20/2006	3.37	3.37	0.1459	0.49	9696	82.1834%	Fecal		CFU/100 mL	200	283.2	86400	-	2,406.7
5439000	8/31/2017	3.37	3.37	0.1459	0.49	9696	82.1834%	Fecal		CFU/100 mL	200	283.2	86400	-	2,406.7
5439000	8/8/2019	3.37	3.37	0.1459	0.49	9696	82.1834%	Fecal		CFU/100 mL	200	283.2	86400	-	2,406.7
5439000	10/8/2001	3.36	3.36	0.1459	0.49	9701	82.2258%	Fecal		CFU/100 mL	200	283.2	86400	-	2,399.6
5439000	9/24/2006	3.36	3.36	0.1459	0.49	9701	82.2258%	Fecal		CFU/100 mL	200	283.2	86400	-	2,399.6
5439000	8/29/1994	3.34	3.34	0.1459	0.49	9703	82.2428%	Fecal		CFU/100 mL	200	283.2	86400	-	2,385.3
5439000	11/6/2004	3.34	3.34	0.1459	0.49	9703	82.2428%	Fecal		CFU/100 mL	200	283.2	86400	-	2,385.3
5439000	9/19/2012	3.34	3.34	0.1459	0.49	9703	82.2428%	Fecal		CFU/100 mL	200	283.2	86400	-	2,385.3
5439000	9/3/2013	3.34	3.34	0.1459	0.49	9703	82.2428%	Fecal		CFU/100 mL	200	283.2	86400	-	2,385.3
5439000	9/19/2018	3.33	3.33	0.1459	0.49	9707	82.2767%	Fecal		CFU/100 mL	200	283.2	86400	-	2,378.1
5439000	8/1/2002	3.32	3.32	0.1459	0.48	9708	82.2851%	Fecal		CFU/100 mL	200	283.2	86400	-	2,371.0
5439000	8/12/2008	3.32	3.32	0.1459	0.48	9708	82.2851%	Fecal		CFU/100 mL	200	283.2	86400	-	2,371.0
5439000	10/27/2012	3.32	3.32	0.1459	0.48	9708	82.2851%	Fecal		CFU/100 mL	200	283.2	86400	-	2,371.0
5439000	8/9/2020	3.32	3.32	0.1459	0.48	9708	82.2851%	Fecal		CFU/100 mL	200	283.2	86400	-	2,371.0
5439000	8/4/2013	3.31	3.31	0.1459	0.48	9712	82.3190%	Fecal		CFU/100 mL	200	283.2	86400	-	2,363.9
5439000	7/27/1991	3.3	3.3	0.1459	0.48	9713	82.3275%	Fecal		CFU/100 mL	200	283.2	86400	-	2,356.7
5439000	9/21/1991	3.3	3.3	0.1459	0.48	9713	82.3275%	Fecal		CFU/100 mL	200	283.2	86400	-	2,356.7
5439000	10/24/1991	3.3	3.3	0.1459	0.48	9713	82.3275%	Fecal		CFU/100 mL	200	283.2	86400	-	2,356.7
5439000	8/22/1995	3.3	3.3	0.1459	0.48	9713	82.3275%	Fecal		CFU/100 mL	200	283.2	86400	-	2,356.7
5439000	10/11/1995	3.3	3.3	0.1459	0.48	9713	82.3275%	Fecal		CFU/100 mL	200	283.2	86400	-	2,356.7
5439000	9/25/1996	3.3	3.3	0.1459	0.48	9713	82.3275%	Fecal		CFU/100 mL	200	283.2	86400	-	2,356.7
5439000	10/5/1996	3.3	3.3	0.1459	0.48	9713	82.3275%	Fecal		CFU/100 mL	200	283.2	86400	-	2,356.7
5439000	10/25/1996	3.3	3.3	0.1459	0.48	9713	82.3275%	Fecal		CFU/100 mL	200	283.2	86400	-	2,356.7

Gage ID	Date	Discharge (CFS)	Gage Discharge (less Surrogate NPDES) (CFS)	Watershed Area Ratio	Calculated flow (CFS)	Rank	Flow Exceedance %	Parameter	Results	Units (mg or micro_gram	Limit/Standard	100mL/CF	sec/day	Actual Load (million colonies/day)	Allowable Load (million colonies/day)
5439000	11/19/1996	3.3	3.3	0.1459	0.48	9713	82.3275%	Fecal		CFU/100 mL	200	283.2	86400	-	2,356.7
5439000	11/5/1997	3.3	3.3	0.1459	0.48	9713	82.3275%	Fecal		CFU/100 mL	200	283.2	86400	-	2,356.7
5439000	10/15/1998	3.3	3.3	0.1459	0.48	9713	82.3275%	Fecal		CFU/100 mL	200	283.2	86400	-	2,356.7
5439000	8/1/1999	3.3	3.3	0.1459	0.48	9713	82.3275%	Fecal		CFU/100 mL	200	283.2	86400	-	2,356.7
5439000	11/15/1999	3.3	3.3	0.1459	0.48	9713	82.3275%	Fecal		CFU/100 mL	200	283.2	86400	-	2,356.7
5439000	11/17/1999	3.3	3.3	0.1459	0.48	9713	82.3275%	Fecal		CFU/100 mL	200	283.2	86400	-	2,356.7
5439000	12/24/1999	3.3	3.3	0.1459	0.48	9713	82.3275%	Fecal		CFU/100 mL	200	283.2	86400	-	2,356.7
5439000	12/27/1999	3.3	3.3	0.1459	0.48	9713	82.3275%	Fecal		CFU/100 mL	200	283.2	86400	-	2,356.7
5439000	2/8/2000	3.3	3.3	0.1459	0.48	9713	82.3275%	Fecal		CFU/100 mL	200	283.2	86400	-	2,356.7
5439000	9/29/2001	3.3	3.3	0.1459	0.48	9713	82.3275%	Fecal		CFU/100 mL	200	283.2	86400	-	2,356.7
5439000	9/30/2001	3.3	3.3	0.1459	0.48	9713	82.3275%	Fecal		CFU/100 mL	200	283.2	86400	-	2,356.7
5439000	10/19/2006	3.3	3.3	0.1459	0.48	9713	82.3275%	Fecal		CFU/100 mL	200	283.2	86400	-	2,356.7
5439000	8/5/2013	3.3	3.3	0.1459	0.48	9713	82.3275%	Fecal		CFU/100 mL	200	283.2	86400	-	2,356.7
5439000	8/5/2018	3.3	3.3	0.1459	0.48	9713	82.3275%	Fecal		CFU/100 mL	200	283.2	86400	-	2,356.7
5439000	9/27/2009	3.29	3.29	0.1459	0.48	9735	82.5140%	Fecal		CFU/100 mL	200	283.2	86400	-	2,349.6
5439000	8/10/2016	3.28	3.28	0.1459	0.48	9736	82.5225%	Fecal		CFU/100 mL	200	283.2	86400	-	2,342.4
5439000	8/26/2017	3.28	3.28	0.1459	0.48	9736	82.5225%	Fecal		CFU/100 mL	200	283.2	86400	-	2,342.4
5439000	7/27/2004	3.27	3.27	0.1459	0.48	9738	82.5394%	Fecal		CFU/100 mL	200	283.2	86400	-	2,335.3
5439000	8/1/2012	3.27	3.27	0.1459	0.48	9738	82.5394%	Fecal		CFU/100 mL	200	283.2	86400	-	2,335.3
5439000	12/15/2012	3.27	3.27	0.1459	0.48	9738	82.5394%	Fecal		CFU/100 mL	200	283.2	86400	-	2,335.3
5439000	10/12/2013	3.27	3.27	0.1459	0.48	9738	82.5394%	Fecal		CFU/100 mL	200	283.2	86400	-	2,335.3
5439000	11/26/2013	3.27	3.27	0.1459	0.48	9738	82.5394%	Fecal		CFU/100 mL	200	283.2	86400	-	2,335.3
5439000	10/27/2015	3.27	3.27	0.1459	0.48	9738	82.5394%	Fecal		CFU/100 mL	200	283.2	86400	-	2,335.3
5439000	12/4/2021	3.27	3.27	0.1459	0.48	9738	82.5394%	Fecal		CFU/100 mL	200	283.2	86400	-	2,335.3
5439000	11/5/2013	3.26	3.26	0.1459	0.48	9745	82.5987%	Fecal		CFU/100 mL	200	283.2	86400	-	2,328.1
5439000	6/26/2005	3.25	3.25	0.1459	0.47	9746	82.6072%	Fecal		CFU/100 mL	200	283.2	86400	-	2,321.0
5439000	9/5/1994	3.24	3.24	0.1459	0.47	9747	82.6157%	Fecal		CFU/100 mL	200	283.2	86400	-	2,313.9
5439000	10/25/2015	3.24	3.24	0.1459	0.47	9747	82.6157%	Fecal		CFU/100 mL	200	283.2	86400	-	2,313.9
5439000	8/19/2019	3.24	3.24	0.1459	0.47	9747	82.6157%	Fecal		CFU/100 mL	200	283.2	86400	-	2,313.9
5439000	11/25/2013	3.23	3.23	0.1459	0.47	9750	82.6411%	Fecal		CFU/100 mL	200	283.2	86400	-	2,306.7
5439000	10/16/2021	3.23	3.23	0.1459	0.47	9750	82.6411%	Fecal		CFU/100 mL	200	283.2	86400	-	2,306.7
5439000	7/25/2003	3.22	3.22	0.1459	0.47	9752	82.6581%	Fecal		CFU/100 mL	200	283.2	86400	-	2,299.6
5439000	7/22/2012	3.22	3.22	0.1459	0.47	9752	82.6581%	Fecal		CFU/100 mL	200	283.2	86400	-	2,299.6
5439000	12/20/2013	3.22	3.22	0.1459	0.47	9752	82.6581%	Fecal		CFU/100 mL	200	283.2	86400	-	2,299.6
5439000	8/6/2004	3.21	3.21	0.1459	0.47	9755	82.6835%	Fecal		CFU/100 mL	200	283.2	86400	-	2,292.4
5439000	9/25/1991	3.2	3.2	0.1459	0.47	9756	82.6920%	Fecal		CFU/100 mL	200	283.2	86400	-	2,285.3
5439000	9/28/1991	3.2	3.2	0.1459	0.47	9756	82.6920%	Fecal		CFU/100 mL	200	283.2	86400	-	2,285.3
5439000	10/13/1991	3.2	3.2	0.1459	0.47	9756	82.6920%	Fecal		CFU/100 mL	200	283.2	86400	-	2,285.3
5439000	10/15/1995	3.2	3.2	0.1459	0.47	9756	82.6920%	Fecal		CFU/100 mL	200	283.2	86400	-	2,285.3
5439000	10/13/1996	3.2	3.2	0.1459	0.47	9756	82.6920%	Fecal		CFU/100 mL	200	283.2	86400	-	2,285.3
5439000	7/23/1997	3.2	3.2	0.1459	0.47	9756	82.6920%	Fecal		CFU/100 mL	200	283.2	86400	-	2,285.3
5439000	8/27/1998	3.2	3.2	0.1459	0.47	9756	82.6920%	Fecal		CFU/100 mL	200	283.2	86400	-	2,285.3
5439000	9/29/1998	3.2	3.2	0.1459	0.47	9756	82.6920%	Fecal		CFU/100 mL	200	283.2	86400	-	2,285.3
5439000	8/27/1999	3.2	3.2	0.1459	0.47	9756	82.6920%	Fecal		CFU/100 mL	200	283.2	86400	-	2,285.3
5439000	11/14/1999	3.2	3.2	0.1459	0.47	9756	82.6920%	Fecal		CFU/100 mL	200	283.2	86400	-	2,285.3
5439000	11/25/1999	3.2	3.2	0.1459	0.47	9756	82.6920%	Fecal		CFU/100 mL	200	283.2	86400	-	2,285.3
5439000	12/25/1999	3.2	3.2	0.1459	0.47	9756	82.6920%	Fecal		CFU/100 mL	200	283.2	86400	-	2,285.3
5439000	12/28/1999	3.2	3.2	0.1459	0.47	9756	82.6920%	Fecal		CFU/100 mL	200	283.2	86400	-	2,285.3
5439000	12/31/1999	3.2	3.2	0.1459	0.47	9756	82.6920%	Fecal		CFU/100 mL	200	283.2	86400	-	2,285.3
5439000	1/1/2000	3.2	3.2	0.1459	0.47	9756	82.6920%	Fecal		CFU/100 mL	200	283.2	86400	-	2,285.3
5439000	1/2/2000	3.2	3.2	0.1459	0.47	9756	82.6920%	Fecal		CFU/100 mL	200	283.2	86400	-	2,285.3
5439000	4/27/2003	3.2	3.2	0.1459	0.47	9756	82.6920%	Fecal		CFU/100 mL	200	283.2	86400	-	2,285.3
5439000	8/29/2004	3.2	3.2	0.1459	0.47	9756	82.6920%	Fecal		CFU/100 mL	200	283.2	86400	-	2,285.3
5439000	9/28/2009	3.2	3.2	0.1459	0.47	9756	82.6920%	Fecal		CFU/100 mL	200	283.2	86400	-	2,285.3
5439000	11/23/2013	3.2	3.2	0.1459	0.47	9756	82.6920%	Fecal		CFU/100 mL	200	283.2	86400	-	2,285.3
5439000	9/26/2018	3.2	3.2	0.1459	0.47	9756	82.6920%	Fecal		CFU/100 mL	200	283.2	86400	-	2,285.3
5439000	11/5/2006	3.19	3.19	0.1459	0.47	9777	82.8700%	Fecal		CFU/100 mL	200	283.2	86400	-	2,278.2
5439000	8/14/2016	3.19	3.19	0.1459	0.47	9777	82.8700%	Fecal		CFU/100 mL	200	283.2	86400	-	2,278.2
5439000	9/14/2015	3.18	3.18	0.1459	0.46	9779	82.8869%	Fecal		CFU/100 mL	200	283.2	86400	-	2,271.0
5439000	8/18/2021	3.18	3.18	0.1459	0.46	9779	82.8869%	Fecal		CFU/100 mL	200	283.2	86400	-	2,271.0
5439000	11/24/2006	3.17	3.17	0.1459	0.46	9781	82.9039%	Fecal		CFU/100 mL	200	283.2	86400	-	2,263.9
5439000	12/3/2010	3.17	3.17	0.1459	0.46	9781	82.9039%	Fecal		CFU/100 mL	200	283.2	86400	-	2,263.9
5439000	8/24/2015	3.17	3.17	0.1459	0.46	9781	82.9039%	Fecal		CFU/100 mL	200	283.2	86400	-	2,263.9
5439000	9/20/2020	3.17	3.17	0.1459	0.46	9781	82.9039%	Fecal		CFU/100 mL	200	283.2	86400	-	2,263.9
5439000	12/14/2010	3.16	3.16	0.1459	0.46	9785	82.9378%	Fecal		CFU/100 mL	200	283.2	86400	-	2,256.7
5439000	9/1/2011	3.15	3.15	0.1459	0.46	9786	82.9463%	Fecal		CFU/100 mL	200	283.2	86400	-	2,249.6
5439000	11/12/2002	3.14	3.14	0.1459	0.46	9787	82.9547%	Fecal		CFU/100 mL	200	283.2	86400	-	2,242.4
5439000	6/27/2005	3.14	3.14	0.1459	0.46	9787	82.9547%	Fecal		CFU/100 mL	200	283.2	86400	-	2,242.4
5439000	9/9/2010	3.14	3.14	0.1459	0.46	9787	82.9547%	Fecal		CFU/100 mL	200	283.2	86400	-	2,242.4
5439000	8/23/2016	3.14	3.14	0.1459	0.46	9787	82.9547%	Fecal		CFU/100 mL	200	283.2	86400	-	2,242.4
5439000	8/31/2019	3.14	3.14	0.1459	0.46	9787	82.9547%	Fecal		CFU/100 mL	200	283.2	86400	-	2,242.4
5439000	12/23/2012	3.13	3.13	0.1459	0.46	9792	82.9971%	Fecal		CFU/100 mL	200	283.2	86400	-	2,235.3
5439000	10/11/2014	3.13	3.13	0.1459	0.46	9792	82.9971%	Fecal		CFU/100 mL	200	283.2	86400	-	2,235.3
5439000	8/23/2019	3.13	3.13	0.1459	0.46	9792	82.9971%	Fecal		CFU/100 mL	200	283.2	86400	-	2,235.3
5439000	9/2/2020	3.12	3.12	0.1459	0.46	9795	83.0225%	Fecal		CFU/100 mL	200	283.2	86400	-	2,228.2
5439000	10/1/1990	3.1	3.1	0.1459	0.45	9796	83.0310%	Fecal		CFU/100 mL	200	283.2	86400	-	2,213.9
5439000	8/19/1991	3.1	3.1	0.1459	0.45	9796	83.0310%	Fecal		CFU/100 mL	200	283.2	86400	-	2,213.9
5439000	9/10/1991	3.1	3.1	0.1459	0.45	9796	83.0310%	Fecal		CFU/100 mL	200	283.2	86400	-	2,213.9
5439000	10/12/1991	3.1	3.1	0.1459	0.45	9796	83.0310%	Fecal		CFU/100 mL	200	283.2	86400	-	2,213.9
5439000	8/14/1992	3.1	3.1	0.1459	0.45	9796	83.0310%	Fecal		CFU/100 mL	200	283.2	86400	-	2,213.9
5439000	10/25/1995	3.1	3.1	0.1459	0.45	9796	83.0310%	Fecal		CFU/100 mL	200	283.2	86400	-	2,213.9
5439000	11/13/1996	3.1	3.1	0.1459	0.45	9796	83.0310%	Fecal		CFU/100 mL	200	283.2	86400	-	2,213.9
5439000	11/20/1996	3.1	3.1	0.1459	0.45	9796	83.0310%	Fecal		CFU/100 mL	200	283.2	86400	-	2,213.9
5439000	8/20/1997	3.1	3.1	0.1459	0.45	9796	83.0310%	Fecal		CFU/100 mL	200	283.2	86400	-	2,213.9
5439000	11/2/1997	3.1	3.1	0.1459	0.45	9796	83.0310%	Fecal		CFU/100 mL	200	283.2	86400	-	2,213.9
5439000	11/29/1997	3.1	3.1	0.1459	0.45	9796	83.0310%	Fecal		CFU/100 mL	200	283.2	86400	-	2,213.9
5439000	11/30/1997	3.1	3.1	0.1459	0.45	9796	83.0310%	Fecal		CFU/100 mL	200	283.2	86400	-	2,213.9
5439000	10/11/1998	3.1	3.1	0.1459	0.45	9796	83.0310%	Fecal		CFU/100 mL	200	283.2	86400	-	2,213.9
5439000	11/28/1999	3.1	3.1	0.1459	0.45	9796	83.0310%	Fecal		CFU/100 mL	200	283.2	86400	-	2,213.9
5439000	12/29/1999	3.1	3.1	0.1459	0.45	9796	83.0310%	Fecal		CFU/100 mL	200	283.2	86400	-	2,213.9

Gage ID	Date	Discharge (CFS)	Gage Discharge (less Surrogate NPDES) (CFS)	Watershed Area Ratio	Calculated flow (CFS)	Rank	Flow Exceedance %	Parameter	Results	Units (mg or micro_gram	Limit/Standard	100mL/CF	sec/day	Actual Load (million colonies/day)	Allowable Load (million colonies/day)
5439000	12/30/1999	3.1	3.1	0.1459	0.45	9796	83.0310%	Fecal		CFU/100 mL	200	283.2	86400	-	2,213.9
5439000	12/4/2010	3.1	3.1	0.1459	0.45	9796	83.0310%	Fecal		CFU/100 mL	200	283.2	86400	-	2,213.9
5439000	9/5/2015	3.1	3.1	0.1459	0.45	9796	83.0310%	Fecal		CFU/100 mL	200	283.2	86400	-	2,213.9
5439000	8/6/2018	3.1	3.1	0.1459	0.45	9796	83.0310%	Fecal		CFU/100 mL	200	283.2	86400	-	2,213.9
5439000	1/16/2004	3.09	3.09	0.1459	0.45	9815	83.1921%	Fecal		CFU/100 mL	200	283.2	86400	-	2,206.7
5439000	7/24/2006	3.09	3.09	0.1459	0.45	9815	83.1921%	Fecal		CFU/100 mL	200	283.2	86400	-	2,206.7
5439000	10/9/2014	3.09	3.09	0.1459	0.45	9815	83.1921%	Fecal		CFU/100 mL	200	283.2	86400	-	2,206.7
5439000	12/8/2021	3.08	3.08	0.1459	0.45	9818	83.2175%	Fecal		CFU/100 mL	200	283.2	86400	-	2,199.6
5439000	1/10/2004	3.07	3.07	0.1459	0.45	9819	83.2260%	Fecal		CFU/100 mL	200	283.2	86400	-	2,192.5
5439000	10/29/2010	3.07	3.07	0.1459	0.45	9819	83.2260%	Fecal		CFU/100 mL	200	283.2	86400	-	2,192.5
5439000	9/26/2015	3.07	3.07	0.1459	0.45	9819	83.2260%	Fecal		CFU/100 mL	200	283.2	86400	-	2,192.5
5439000	9/14/2016	3.06	3.06	0.1459	0.45	9822	83.2514%	Fecal		CFU/100 mL	200	283.2	86400	-	2,185.3
5439000	9/19/2009	3.05	3.05	0.1459	0.45	9823	83.2599%	Fecal		CFU/100 mL	200	283.2	86400	-	2,178.2
5439000	9/21/2020	3.05	3.05	0.1459	0.45	9823	83.2599%	Fecal		CFU/100 mL	200	283.2	86400	-	2,178.2
5439000	9/1/1994	3.04	3.04	0.1459	0.44	9825	83.2768%	Fecal		CFU/100 mL	200	283.2	86400	-	2,171.0
5439000	9/10/2010	3.04	3.04	0.1459	0.44	9825	83.2768%	Fecal		CFU/100 mL	200	283.2	86400	-	2,171.0
5439000	8/13/2020	3.03	3.03	0.1459	0.44	9827	83.2938%	Fecal		CFU/100 mL	200	283.2	86400	-	2,163.9
5439000	2/4/2006	3.02	3.02	0.1459	0.44	9828	83.3023%	Fecal		CFU/100 mL	200	283.2	86400	-	2,156.8
5439000	12/23/2013	3.02	3.02	0.1459	0.44	9828	83.3023%	Fecal		CFU/100 mL	200	283.2	86400	-	2,156.8
5439000	8/19/2021	3.02	3.02	0.1459	0.44	9828	83.3023%	Fecal		CFU/100 mL	200	283.2	86400	-	2,156.8
5439000	9/28/1990	3	3	0.1459	0.44	9831	83.3277%	Fecal		CFU/100 mL	200	283.2	86400	-	2,142.5
5439000	9/29/1990	3	3	0.1459	0.44	9831	83.3277%	Fecal		CFU/100 mL	200	283.2	86400	-	2,142.5
5439000	10/2/1990	3	3	0.1459	0.44	9831	83.3277%	Fecal		CFU/100 mL	200	283.2	86400	-	2,142.5
5439000	8/6/1991	3	3	0.1459	0.44	9831	83.3277%	Fecal		CFU/100 mL	200	283.2	86400	-	2,142.5
5439000	9/7/1991	3	3	0.1459	0.44	9831	83.3277%	Fecal		CFU/100 mL	200	283.2	86400	-	2,142.5
5439000	9/19/1991	3	3	0.1459	0.44	9831	83.3277%	Fecal		CFU/100 mL	200	283.2	86400	-	2,142.5
5439000	9/22/1991	3	3	0.1459	0.44	9831	83.3277%	Fecal		CFU/100 mL	200	283.2	86400	-	2,142.5
5439000	10/20/1991	3	3	0.1459	0.44	9831	83.3277%	Fecal		CFU/100 mL	200	283.2	86400	-	2,142.5
5439000	10/21/1991	3	3	0.1459	0.44	9831	83.3277%	Fecal		CFU/100 mL	200	283.2	86400	-	2,142.5
5439000	10/1/1995	3	3	0.1459	0.44	9831	83.3277%	Fecal		CFU/100 mL	200	283.2	86400	-	2,142.5
5439000	8/2/1998	3	3	0.1459	0.44	9831	83.3277%	Fecal		CFU/100 mL	200	283.2	86400	-	2,142.5
5439000	11/22/1999	3	3	0.1459	0.44	9831	83.3277%	Fecal		CFU/100 mL	200	283.2	86400	-	2,142.5
5439000	8/28/2000	3	3	0.1459	0.44	9831	83.3277%	Fecal		CFU/100 mL	200	283.2	86400	-	2,142.5
5439000	8/18/2001	3	3	0.1459	0.44	9831	83.3277%	Fecal		CFU/100 mL	200	283.2	86400	-	2,142.5
5439000	7/21/2005	3	3	0.1459	0.44	9831	83.3277%	Fecal		CFU/100 mL	200	283.2	86400	-	2,142.5
5439000	8/17/2011	3	3	0.1459	0.44	9831	83.3277%	Fecal		CFU/100 mL	200	283.2	86400	-	2,142.5
5439000	8/25/2018	3	3	0.1459	0.44	9831	83.3277%	Fecal		CFU/100 mL	200	283.2	86400	-	2,142.5
5439000	3/26/2003	2.99	2.99	0.1459	0.44	9848	83.4718%	Fecal		CFU/100 mL	200	283.2	86400	-	2,135.3
5439000	7/27/2005	2.99	2.99	0.1459	0.44	9848	83.4718%	Fecal		CFU/100 mL	200	283.2	86400	-	2,135.3
5439000	3/30/2003	2.98	2.98	0.1459	0.43	9850	83.4887%	Fecal		CFU/100 mL	200	283.2	86400	-	2,128.2
5439000	11/8/2006	2.98	2.98	0.1459	0.43	9850	83.4887%	Fecal		CFU/100 mL	200	283.2	86400	-	2,128.2
5439000	9/17/2009	2.98	2.98	0.1459	0.43	9850	83.4887%	Fecal		CFU/100 mL	200	283.2	86400	-	2,128.2
5439000	1/10/2013	2.98	2.98	0.1459	0.43	9850	83.4887%	Fecal		CFU/100 mL	200	283.2	86400	-	2,128.2
5439000	10/10/2014	2.98	2.98	0.1459	0.43	9850	83.4887%	Fecal		CFU/100 mL	200	283.2	86400	-	2,128.2
5439000	11/6/2006	2.97	2.97	0.1459	0.43	9855	83.5311%	Fecal		CFU/100 mL	200	283.2	86400	-	2,121.0
5439000	11/7/2006	2.97	2.97	0.1459	0.43	9855	83.5311%	Fecal		CFU/100 mL	200	283.2	86400	-	2,121.0
5439000	8/12/2018	2.97	2.97	0.1459	0.43	9855	83.5311%	Fecal		CFU/100 mL	200	283.2	86400	-	2,121.0
5439000	8/12/2004	2.96	2.96	0.1459	0.43	9858	83.5565%	Fecal		CFU/100 mL	200	283.2	86400	-	2,113.9
5439000	7/2/2005	2.96	2.96	0.1459	0.43	9858	83.5565%	Fecal		CFU/100 mL	200	283.2	86400	-	2,113.9
5439000	11/21/2006	2.95	2.95	0.1459	0.43	9860	83.5735%	Fecal		CFU/100 mL	200	283.2	86400	-	2,106.8
5439000	9/22/2014	2.95	2.95	0.1459	0.43	9860	83.5735%	Fecal		CFU/100 mL	200	283.2	86400	-	2,106.8
5439000	8/11/2004	2.94	2.94	0.1459	0.43	9862	83.5904%	Fecal		CFU/100 mL	200	283.2	86400	-	2,099.6
5439000	11/8/2004	2.93	2.93	0.1459	0.43	9863	83.5989%	Fecal		CFU/100 mL	200	283.2	86400	-	2,092.5
5439000	7/6/2005	2.93	2.93	0.1459	0.43	9863	83.5989%	Fecal		CFU/100 mL	200	283.2	86400	-	2,092.5
5439000	10/12/2010	2.93	2.93	0.1459	0.43	9863	83.5989%	Fecal		CFU/100 mL	200	283.2	86400	-	2,092.5
5439000	1/10/2014	2.93	2.93	0.1459	0.43	9863	83.5989%	Fecal		CFU/100 mL	200	283.2	86400	-	2,092.5
5439000	9/20/2014	2.93	2.93	0.1459	0.43	9863	83.5989%	Fecal		CFU/100 mL	200	283.2	86400	-	2,092.5
5439000	9/3/1994	2.92	2.92	0.1459	0.43	9868	83.6413%	Fecal		CFU/100 mL	200	283.2	86400	-	2,085.3
5439000	7/19/2002	2.92	2.92	0.1459	0.43	9868	83.6413%	Fecal		CFU/100 mL	200	283.2	86400	-	2,085.3
5439000	11/6/2002	2.91	2.91	0.1459	0.42	9870	83.6582%	Fecal		CFU/100 mL	200	283.2	86400	-	2,078.2
5439000	9/4/2011	2.91	2.91	0.1459	0.42	9870	83.6582%	Fecal		CFU/100 mL	200	283.2	86400	-	2,078.2
5439000	9/20/2018	2.91	2.91	0.1459	0.42	9870	83.6582%	Fecal		CFU/100 mL	200	283.2	86400	-	2,078.2
5439000	9/30/1990	2.9	2.9	0.1459	0.42	9873	83.6837%	Fecal		CFU/100 mL	200	283.2	86400	-	2,071.1
5439000	10/23/1991	2.9	2.9	0.1459	0.42	9873	83.6837%	Fecal		CFU/100 mL	200	283.2	86400	-	2,071.1
5439000	8/15/1992	2.9	2.9	0.1459	0.42	9873	83.6837%	Fecal		CFU/100 mL	200	283.2	86400	-	2,071.1
5439000	8/29/1992	2.9	2.9	0.1459	0.42	9873	83.6837%	Fecal		CFU/100 mL	200	283.2	86400	-	2,071.1
5439000	10/17/1995	2.9	2.9	0.1459	0.42	9873	83.6837%	Fecal		CFU/100 mL	200	283.2	86400	-	2,071.1
5439000	10/11/1996	2.9	2.9	0.1459	0.42	9873	83.6837%	Fecal		CFU/100 mL	200	283.2	86400	-	2,071.1
5439000	10/12/1996	2.9	2.9	0.1459	0.42	9873	83.6837%	Fecal		CFU/100 mL	200	283.2	86400	-	2,071.1
5439000	11/14/1996	2.9	2.9	0.1459	0.42	9873	83.6837%	Fecal		CFU/100 mL	200	283.2	86400	-	2,071.1
5439000	11/15/1996	2.9	2.9	0.1459	0.42	9873	83.6837%	Fecal		CFU/100 mL	200	283.2	86400	-	2,071.1
5439000	11/16/1996	2.9	2.9	0.1459	0.42	9873	83.6837%	Fecal		CFU/100 mL	200	283.2	86400	-	2,071.1
5439000	11/29/1996	2.9	2.9	0.1459	0.42	9873	83.6837%	Fecal		CFU/100 mL	200	283.2	86400	-	2,071.1
5439000	10/1/1998	2.9	2.9	0.1459	0.42	9873	83.6837%	Fecal		CFU/100 mL	200	283.2	86400	-	2,071.1
5439000	11/21/1999	2.9	2.9	0.1459	0.42	9873	83.6837%	Fecal		CFU/100 mL	200	283.2	86400	-	2,071.1
5439000	7/20/2001	2.9	2.9	0.1459	0.42	9873	83.6837%	Fecal		CFU/100 mL	200	283.2	86400	-	2,071.1
5439000	1/4/2004	2.9	2.9	0.1459	0.42	9873	83.6837%	Fecal		CFU/100 mL	200	283.2	86400	-	2,071.1
5439000	8/19/2005	2.9	2.9	0.1459	0.42	9873	83.6837%	Fecal		CFU/100 mL	200	283.2	86400	-	2,071.1
5439000	8/26/2013	2.89	2.89	0.1459	0.42	9889	83.8193%	Fecal		CFU/100 mL	200	283.2	86400	-	2,063.9
5439000	8/21/2018	2.89	2.89	0.1459	0.42	9889	83.8193%	Fecal		CFU/100 mL	200	283.2	86400	-	2,063.9
5439000	8/3/2003	2.88	2.88	0.1459	0.42	9891	83.8362%	Fecal		CFU/100 mL	200	283.2	86400	-	2,056.8
5439000	8/9/2019	2.88	2.88	0.1459	0.42	9891	83.8362%	Fecal		CFU/100 mL	200	283.2	86400	-	2,056.8
5439000	11/9/2006	2.86	2.86	0.1459	0.42	9893	83.8532%	Fecal		CFU/100 mL	200	283.2	86400	-	2,042.5
5439000	7/28/2003	2.85	2.85	0.1459	0.42	9894	83.8617%	Fecal		CFU/100 mL	200	283.2	86400	-	2,035.3
5439000	9/15/2015	2.85	2.85	0.1459	0.42	9894	83.8617%	Fecal		CFU/100 mL	200	283.2	86400	-	2,035.3
5439000	8/20/2021	2.85	2.85	0.1459	0.42	9894	83.8617%	Fecal		CFU/100 mL	200	283.2	86400	-	2,035.3
5439000	11/11/2002	2.84	2.84	0.1459	0.41	9897	83.8871%	Fecal		CFU/100 mL	200	283.2	86400	-	2,028.2
5439000	8/28/2004	2.84	2.84	0.1459	0.41	9897	83.8871%	Fecal		CFU/100 mL	200	283.2	86400	-	2,028.2
5439000	12/7/2021	2.84	2.84	0.1459	0.41	9897	83.8871%	Fecal		CFU/100 mL	200	283.2	86400	-	2,028.2
5439000	10/1/2001	2.83	2.83	0.1459	0.41	9900	83.9125%	Fecal		CFU/100 mL	200	283.2	86400	-	2,021.1

Gage ID	Date	Discharge (CFS)	Gage Discharge (less Surrogate NPDES) (CFS)	Watershed Area Ratio	Calculated flow (CFS)	Rank	Flow Exceedance %	Parameter	Results	Units (mg or micro_gram	Limit/Standard	100mL/CF	sec/day	Actual Load (million colonies/day)	Allowable Load (million colonies/day)
5439000	11/10/2002	2.83	2.83	0.1459	0.41	9900	83.9125%	Fecal		CFU/100 mL	200	283.2	86400	-	2,021.1
5439000	6/28/2005	2.83	2.83	0.1459	0.41	9900	83.9125%	Fecal		CFU/100 mL	200	283.2	86400	-	2,021.1
5439000	7/4/2012	2.83	2.83	0.1459	0.41	9900	83.9125%	Fecal		CFU/100 mL	200	283.2	86400	-	2,021.1
5439000	1/15/2013	2.83	2.83	0.1459	0.41	9900	83.9125%	Fecal		CFU/100 mL	200	283.2	86400	-	2,021.1
5439000	9/17/2015	2.83	2.83	0.1459	0.41	9900	83.9125%	Fecal		CFU/100 mL	200	283.2	86400	-	2,021.1
5439000	8/16/2020	2.83	2.83	0.1459	0.41	9900	83.9125%	Fecal		CFU/100 mL	200	283.2	86400	-	2,021.1
5439000	11/13/2013	2.82	2.82	0.1459	0.41	9907	83.9719%	Fecal		CFU/100 mL	200	283.2	86400	-	2,013.9
5439000	9/29/2020	2.82	2.82	0.1459	0.41	9907	83.9719%	Fecal		CFU/100 mL	200	283.2	86400	-	2,013.9
5439000	12/22/2013	2.81	2.81	0.1459	0.41	9909	83.9888%	Fecal		CFU/100 mL	200	283.2	86400	-	2,006.8
5439000	8/24/2020	2.81	2.81	0.1459	0.41	9909	83.9888%	Fecal		CFU/100 mL	200	283.2	86400	-	2,006.8
5439000	8/5/1991	2.8	2.8	0.1459	0.41	9911	84.0058%	Fecal		CFU/100 mL	200	283.2	86400	-	1,999.6
5439000	9/20/1991	2.8	2.8	0.1459	0.41	9911	84.0058%	Fecal		CFU/100 mL	200	283.2	86400	-	1,999.6
5439000	8/23/1995	2.8	2.8	0.1459	0.41	9911	84.0058%	Fecal		CFU/100 mL	200	283.2	86400	-	1,999.6
5439000	10/21/1995	2.8	2.8	0.1459	0.41	9911	84.0058%	Fecal		CFU/100 mL	200	283.2	86400	-	1,999.6
5439000	2/2/1996	2.8	2.8	0.1459	0.41	9911	84.0058%	Fecal		CFU/100 mL	200	283.2	86400	-	1,999.6
5439000	10/14/1996	2.8	2.8	0.1459	0.41	9911	84.0058%	Fecal		CFU/100 mL	200	283.2	86400	-	1,999.6
5439000	11/27/1996	2.8	2.8	0.1459	0.41	9911	84.0058%	Fecal		CFU/100 mL	200	283.2	86400	-	1,999.6
5439000	8/31/1998	2.8	2.8	0.1459	0.41	9911	84.0058%	Fecal		CFU/100 mL	200	283.2	86400	-	1,999.6
5439000	11/29/1999	2.8	2.8	0.1459	0.41	9911	84.0058%	Fecal		CFU/100 mL	200	283.2	86400	-	1,999.6
5439000	8/27/2000	2.8	2.8	0.1459	0.41	9911	84.0058%	Fecal		CFU/100 mL	200	283.2	86400	-	1,999.6
5439000	10/13/2013	2.8	2.8	0.1459	0.41	9911	84.0058%	Fecal		CFU/100 mL	200	283.2	86400	-	1,999.6
5439000	9/22/2020	2.8	2.8	0.1459	0.41	9911	84.0058%	Fecal		CFU/100 mL	200	283.2	86400	-	1,999.6
5439000	4/1/2003	2.79	2.79	0.1459	0.41	9923	84.1075%	Fecal		CFU/100 mL	200	283.2	86400	-	1,992.5
5439000	12/5/2003	2.79	2.79	0.1459	0.41	9923	84.1075%	Fecal		CFU/100 mL	200	283.2	86400	-	1,992.5
5439000	8/6/2013	2.79	2.79	0.1459	0.41	9923	84.1075%	Fecal		CFU/100 mL	200	283.2	86400	-	1,992.5
5439000	11/21/2003	2.78	2.78	0.1459	0.41	9926	84.1329%	Fecal		CFU/100 mL	200	283.2	86400	-	1,985.4
5439000	7/28/2004	2.78	2.78	0.1459	0.41	9926	84.1329%	Fecal		CFU/100 mL	200	283.2	86400	-	1,985.4
5439000	9/24/2010	2.78	2.78	0.1459	0.41	9926	84.1329%	Fecal		CFU/100 mL	200	283.2	86400	-	1,985.4
5439000	12/5/2010	2.78	2.78	0.1459	0.41	9926	84.1329%	Fecal		CFU/100 mL	200	283.2	86400	-	1,985.4
5439000	8/11/2016	2.78	2.78	0.1459	0.41	9926	84.1329%	Fecal		CFU/100 mL	200	283.2	86400	-	1,985.4
5439000	8/13/2018	2.78	2.78	0.1459	0.41	9926	84.1329%	Fecal		CFU/100 mL	200	283.2	86400	-	1,985.4
5439000	8/19/2018	2.78	2.78	0.1459	0.41	9926	84.1329%	Fecal		CFU/100 mL	200	283.2	86400	-	1,985.4
5439000	8/17/2018	2.75	2.75	0.1459	0.40	9933	84.1922%	Fecal		CFU/100 mL	200	283.2	86400	-	1,963.9
5439000	8/16/2018	2.74	2.74	0.1459	0.40	9934	84.2007%	Fecal		CFU/100 mL	200	283.2	86400	-	1,956.8
5439000	8/18/2018	2.74	2.74	0.1459	0.40	9934	84.2007%	Fecal		CFU/100 mL	200	283.2	86400	-	1,956.8
5439000	11/7/2002	2.73	2.73	0.1459	0.40	9936	84.2177%	Fecal		CFU/100 mL	200	283.2	86400	-	1,949.6
5439000	9/3/2011	2.73	2.73	0.1459	0.40	9936	84.2177%	Fecal		CFU/100 mL	200	283.2	86400	-	1,949.6
5439000	7/18/2006	2.72	2.72	0.1459	0.40	9938	84.2346%	Fecal		CFU/100 mL	200	283.2	86400	-	1,942.5
5439000	9/10/2008	2.72	2.72	0.1459	0.40	9938	84.2346%	Fecal		CFU/100 mL	200	283.2	86400	-	1,942.5
5439000	9/27/2015	2.72	2.72	0.1459	0.40	9938	84.2346%	Fecal		CFU/100 mL	200	283.2	86400	-	1,942.5
5439000	1/4/2006	2.71	2.71	0.1459	0.40	9941	84.2600%	Fecal		CFU/100 mL	200	283.2	86400	-	1,935.4
5439000	8/20/2018	2.71	2.71	0.1459	0.40	9941	84.2600%	Fecal		CFU/100 mL	200	283.2	86400	-	1,935.4
5439000	9/14/2018	2.71	2.71	0.1459	0.40	9941	84.2600%	Fecal		CFU/100 mL	200	283.2	86400	-	1,935.4
5439000	7/31/1991	2.7	2.7	0.1459	0.39	9944	84.2855%	Fecal		CFU/100 mL	200	283.2	86400	-	1,928.2
5439000	8/4/1991	2.7	2.7	0.1459	0.39	9944	84.2855%	Fecal		CFU/100 mL	200	283.2	86400	-	1,928.2
5439000	8/20/1991	2.7	2.7	0.1459	0.39	9944	84.2855%	Fecal		CFU/100 mL	200	283.2	86400	-	1,928.2
5439000	10/15/1991	2.7	2.7	0.1459	0.39	9944	84.2855%	Fecal		CFU/100 mL	200	283.2	86400	-	1,928.2
5439000	10/22/1991	2.7	2.7	0.1459	0.39	9944	84.2855%	Fecal		CFU/100 mL	200	283.2	86400	-	1,928.2
5439000	9/6/1992	2.7	2.7	0.1459	0.39	9944	84.2855%	Fecal		CFU/100 mL	200	283.2	86400	-	1,928.2
5439000	9/7/1992	2.7	2.7	0.1459	0.39	9944	84.2855%	Fecal		CFU/100 mL	200	283.2	86400	-	1,928.2
5439000	10/22/1995	2.7	2.7	0.1459	0.39	9944	84.2855%	Fecal		CFU/100 mL	200	283.2	86400	-	1,928.2
5439000	10/26/1995	2.7	2.7	0.1459	0.39	9944	84.2855%	Fecal		CFU/100 mL	200	283.2	86400	-	1,928.2
5439000	10/10/1996	2.7	2.7	0.1459	0.39	9944	84.2855%	Fecal		CFU/100 mL	200	283.2	86400	-	1,928.2
5439000	10/26/1996	2.7	2.7	0.1459	0.39	9944	84.2855%	Fecal		CFU/100 mL	200	283.2	86400	-	1,928.2
5439000	10/27/1996	2.7	2.7	0.1459	0.39	9944	84.2855%	Fecal		CFU/100 mL	200	283.2	86400	-	1,928.2
5439000	11/25/1996	2.7	2.7	0.1459	0.39	9944	84.2855%	Fecal		CFU/100 mL	200	283.2	86400	-	1,928.2
5439000	1/17/2004	2.7	2.7	0.1459	0.39	9944	84.2855%	Fecal		CFU/100 mL	200	283.2	86400	-	1,928.2
5439000	9/2/1994	2.69	2.69	0.1459	0.39	9958	84.4041%	Fecal		CFU/100 mL	200	283.2	86400	-	1,921.1
5439000	11/24/2004	2.69	2.69	0.1459	0.39	9958	84.4041%	Fecal		CFU/100 mL	200	283.2	86400	-	1,921.1
5439000	11/29/2005	2.69	2.69	0.1459	0.39	9958	84.4041%	Fecal		CFU/100 mL	200	283.2	86400	-	1,921.1
5439000	11/22/2006	2.69	2.69	0.1459	0.39	9958	84.4041%	Fecal		CFU/100 mL	200	283.2	86400	-	1,921.1
5439000	9/18/2009	2.69	2.69	0.1459	0.39	9958	84.4041%	Fecal		CFU/100 mL	200	283.2	86400	-	1,921.1
5439000	10/12/2014	2.69	2.69	0.1459	0.39	9958	84.4041%	Fecal		CFU/100 mL	200	283.2	86400	-	1,921.1
5439000	8/29/2002	2.68	2.68	0.1459	0.39	9964	84.4550%	Fecal		CFU/100 mL	200	283.2	86400	-	1,913.9
5439000	11/7/2004	2.68	2.68	0.1459	0.39	9964	84.4550%	Fecal		CFU/100 mL	200	283.2	86400	-	1,913.9
5439000	9/23/2014	2.68	2.68	0.1459	0.39	9964	84.4550%	Fecal		CFU/100 mL	200	283.2	86400	-	1,913.9
5439000	8/14/2018	2.68	2.68	0.1459	0.39	9964	84.4550%	Fecal		CFU/100 mL	200	283.2	86400	-	1,913.9
5439000	10/6/2002	2.67	2.67	0.1459	0.39	9968	84.4889%	Fecal		CFU/100 mL	200	283.2	86400	-	1,906.8
5439000	10/17/2021	2.67	2.67	0.1459	0.39	9968	84.4889%	Fecal		CFU/100 mL	200	283.2	86400	-	1,906.8
5439000	7/17/2002	2.65	2.65	0.1459	0.39	9970	84.5058%	Fecal		CFU/100 mL	200	283.2	86400	-	1,892.5
5439000	8/6/2012	2.65	2.65	0.1459	0.39	9970	84.5058%	Fecal		CFU/100 mL	200	283.2	86400	-	1,892.5
5439000	9/16/2013	2.65	2.65	0.1459	0.39	9970	84.5058%	Fecal		CFU/100 mL	200	283.2	86400	-	1,892.5
5439000	9/6/1994	2.64	2.64	0.1459	0.39	9973	84.5313%	Fecal		CFU/100 mL	200	283.2	86400	-	1,885.4
5439000	8/21/2021	2.64	2.64	0.1459	0.39	9973	84.5313%	Fecal		CFU/100 mL	200	283.2	86400	-	1,885.4
5439000	11/21/2004	2.63	2.63	0.1459	0.38	9975	84.5482%	Fecal		CFU/100 mL	200	283.2	86400	-	1,878.2
5439000	7/20/2005	2.63	2.63	0.1459	0.38	9975	84.5482%	Fecal		CFU/100 mL	200	283.2	86400	-	1,878.2
5439000	9/29/2009	2.62	2.62	0.1459	0.38	9977	84.5652%	Fecal		CFU/100 mL	200	283.2	86400	-	1,871.1
5439000	9/28/2015	2.62	2.62	0.1459	0.38	9977	84.5652%	Fecal		CFU/100 mL	200	283.2	86400	-	1,871.1
5439000	8/15/2016	2.62	2.62	0.1459	0.38	9977	84.5652%	Fecal		CFU/100 mL	200	283.2	86400	-	1,871.1
5439000	8/16/1992	2.6	2.6	0.1459	0.38	9980	84.5906%	Fecal		CFU/100 mL	200	283.2	86400	-	1,856.8
5439000	8/7/1994	2.6	2.6	0.1459	0.38	9980	84.5906%	Fecal		CFU/100 mL	200	283.2	86400	-	1,856.8
5439000	10/9/1996	2.6	2.6	0.1459	0.38	9980	84.5906%	Fecal		CFU/100 mL	200	283.2	86400	-	1,856.8
5439000	11/7/1997	2.6	2.6	0.1459	0.38	9980	84.5906%	Fecal		CFU/100 mL	200	283.2	86400	-	1,856.8
5439000	12/25/1997	2.6	2.6	0.1459	0.38	9980	84.5906%	Fecal		CFU/100 mL	200	283.2	86400	-	1,856.8
5439000	9/7/1998	2.6	2.6	0.1459	0.38	9980	84.5906%	Fecal		CFU/100 mL	200	283.2	86400	-	1,856.8
5439000	10/12/1998	2.6	2.6	0.1459	0.38	9980	84.5906%	Fecal		CFU/100 mL	200	283.2	86400	-	1,856.8
5439000	12/2/1999	2.6	2.6	0.1459	0.38	9980	84.5906%	Fecal		CFU/100 mL	200	283.2	86400	-	1,856.8
5439000	7/17/2001	2.6	2.6	0.1459	0.38	9980	84.5906%	Fecal		CFU/100 mL	200	283.2	86400	-	1,856.8
5439000	10/4/2013	2.6	2.6	0.1459	0.38	9980	84.5906%	Fecal		CFU/100 mL	200	283.2	86400	-	1,856.8
5439000	8/24/2019	2.6	2.6	0.1459	0.38	9980	84.5906%	Fecal		CFU/100 mL	200	283.2	86400	-	1,856.8

Gage ID	Date	Discharge (CFS)	Gage Discharge (less Surrogate NPDES) (CFS)	Watershed Area Ratio	Calculated flow (CFS)	Rank	Flow Exceedance %	Parameter	Results	Units (mg or micro_gram	Limit/Standard	100mL/CF	sec/day	Actual Load (million colonies/day)	Allowable Load (million colonies/day)
5439000	8/14/2020	2.6	2.6	0.1459	0.38	9980	84.5906%	Fecal		CFU/100 mL	200	283.2	86400	-	1,856.8
5439000	8/4/2003	2.59	2.59	0.1459	0.38	9992	84.6923%	Fecal		CFU/100 mL	200	283.2	86400	-	1,849.7
5439000	11/23/2006	2.59	2.59	0.1459	0.38	9992	84.6923%	Fecal		CFU/100 mL	200	283.2	86400	-	1,849.7
5439000	7/10/2012	2.59	2.59	0.1459	0.38	9992	84.6923%	Fecal		CFU/100 mL	200	283.2	86400	-	1,849.7
5439000	8/25/2020	2.59	2.59	0.1459	0.38	9992	84.6923%	Fecal		CFU/100 mL	200	283.2	86400	-	1,849.7
5439000	11/9/2002	2.58	2.58	0.1459	0.38	9996	84.7262%	Fecal		CFU/100 mL	200	283.2	86400	-	1,842.5
5439000	8/26/2020	2.58	2.58	0.1459	0.38	9996	84.7262%	Fecal		CFU/100 mL	200	283.2	86400	-	1,842.5
5439000	10/6/2013	2.57	2.57	0.1459	0.38	9998	84.7432%	Fecal		CFU/100 mL	200	283.2	86400	-	1,835.4
5439000	8/25/2021	2.57	2.57	0.1459	0.38	9998	84.7432%	Fecal		CFU/100 mL	200	283.2	86400	-	1,835.4
5439000	10/2/2001	2.56	2.56	0.1459	0.37	10000	84.7601%	Fecal		CFU/100 mL	200	283.2	86400	-	1,828.2
5439000	11/17/2003	2.56	2.56	0.1459	0.37	10000	84.7601%	Fecal		CFU/100 mL	200	283.2	86400	-	1,828.2
5439000	12/21/2013	2.56	2.56	0.1459	0.37	10000	84.7601%	Fecal		CFU/100 mL	200	283.2	86400	-	1,828.2
5439000	7/27/2006	2.55	2.55	0.1459	0.37	10003	84.7856%	Fecal		CFU/100 mL	200	283.2	86400	-	1,821.1
5439000	10/2/2015	2.55	2.55	0.1459	0.37	10003	84.7856%	Fecal		CFU/100 mL	200	283.2	86400	-	1,821.1
5439000	8/28/2020	2.55	2.55	0.1459	0.37	10003	84.7856%	Fecal		CFU/100 mL	200	283.2	86400	-	1,821.1
5439000	7/27/2002	2.54	2.54	0.1459	0.37	10006	84.8110%	Fecal		CFU/100 mL	200	283.2	86400	-	1,814.0
5439000	11/8/2002	2.54	2.54	0.1459	0.37	10006	84.8110%	Fecal		CFU/100 mL	200	283.2	86400	-	1,814.0
5439000	8/13/2008	2.54	2.54	0.1459	0.37	10006	84.8110%	Fecal		CFU/100 mL	200	283.2	86400	-	1,814.0
5439000	8/14/2012	2.54	2.54	0.1459	0.37	10006	84.8110%	Fecal		CFU/100 mL	200	283.2	86400	-	1,814.0
5439000	1/9/2004	2.53	2.53	0.1459	0.37	10010	84.8449%	Fecal		CFU/100 mL	200	283.2	86400	-	1,806.8
5439000	11/25/2006	2.53	2.53	0.1459	0.37	10010	84.8449%	Fecal		CFU/100 mL	200	283.2	86400	-	1,806.8
5439000	10/17/2013	2.52	2.52	0.1459	0.37	10012	84.8618%	Fecal		CFU/100 mL	200	283.2	86400	-	1,799.7
5439000	4/22/2003	2.51	2.51	0.1459	0.37	10013	84.8703%	Fecal		CFU/100 mL	200	283.2	86400	-	1,792.5
5439000	9/7/2015	2.51	2.51	0.1459	0.37	10013	84.8703%	Fecal		CFU/100 mL	200	283.2	86400	-	1,792.5
5439000	8/10/2019	2.51	2.51	0.1459	0.37	10013	84.8703%	Fecal		CFU/100 mL	200	283.2	86400	-	1,792.5
5439000	8/15/2020	2.51	2.51	0.1459	0.37	10013	84.8703%	Fecal		CFU/100 mL	200	283.2	86400	-	1,792.5
5439000	8/27/2021	2.51	2.51	0.1459	0.37	10013	84.8703%	Fecal		CFU/100 mL	200	283.2	86400	-	1,792.5
5439000	9/11/1991	2.5	2.5	0.1459	0.36	10018	84.9127%	Fecal		CFU/100 mL	200	283.2	86400	-	1,785.4
5439000	9/30/1991	2.5	2.5	0.1459	0.36	10018	84.9127%	Fecal		CFU/100 mL	200	283.2	86400	-	1,785.4
5439000	10/17/1991	2.5	2.5	0.1459	0.36	10018	84.9127%	Fecal		CFU/100 mL	200	283.2	86400	-	1,785.4
5439000	8/11/1995	2.5	2.5	0.1459	0.36	10018	84.9127%	Fecal		CFU/100 mL	200	283.2	86400	-	1,785.4
5439000	8/24/1995	2.5	2.5	0.1459	0.36	10018	84.9127%	Fecal		CFU/100 mL	200	283.2	86400	-	1,785.4
5439000	9/20/1995	2.5	2.5	0.1459	0.36	10018	84.9127%	Fecal		CFU/100 mL	200	283.2	86400	-	1,785.4
5439000	10/7/1996	2.5	2.5	0.1459	0.36	10018	84.9127%	Fecal		CFU/100 mL	200	283.2	86400	-	1,785.4
5439000	10/28/1996	2.5	2.5	0.1459	0.36	10018	84.9127%	Fecal		CFU/100 mL	200	283.2	86400	-	1,785.4
5439000	11/28/1996	2.5	2.5	0.1459	0.36	10018	84.9127%	Fecal		CFU/100 mL	200	283.2	86400	-	1,785.4
5439000	8/13/1998	2.5	2.5	0.1459	0.36	10018	84.9127%	Fecal		CFU/100 mL	200	283.2	86400	-	1,785.4
5439000	10/13/1998	2.5	2.5	0.1459	0.36	10018	84.9127%	Fecal		CFU/100 mL	200	283.2	86400	-	1,785.4
5439000	10/16/1998	2.5	2.5	0.1459	0.36	10018	84.9127%	Fecal		CFU/100 mL	200	283.2	86400	-	1,785.4
5439000	9/9/2012	2.5	2.5	0.1459	0.36	10018	84.9127%	Fecal		CFU/100 mL	200	283.2	86400	-	1,785.4
5439000	11/24/2013	2.5	2.5	0.1459	0.36	10018	84.9127%	Fecal		CFU/100 mL	200	283.2	86400	-	1,785.4
5439000	7/31/2002	2.49	2.49	0.1459	0.36	10032	85.0314%	Fecal		CFU/100 mL	200	283.2	86400	-	1,778.2
5439000	10/28/2012	2.49	2.49	0.1459	0.36	10032	85.0314%	Fecal		CFU/100 mL	200	283.2	86400	-	1,778.2
5439000	12/24/2013	2.49	2.49	0.1459	0.36	10032	85.0314%	Fecal		CFU/100 mL	200	283.2	86400	-	1,778.2
5439000	9/6/2015	2.49	2.49	0.1459	0.36	10032	85.0314%	Fecal		CFU/100 mL	200	283.2	86400	-	1,778.2
5439000	9/1/2017	2.49	2.49	0.1459	0.36	10032	85.0314%	Fecal		CFU/100 mL	200	283.2	86400	-	1,778.2
5439000	10/3/2021	2.49	2.49	0.1459	0.36	10032	85.0314%	Fecal		CFU/100 mL	200	283.2	86400	-	1,778.2
5439000	12/24/2012	2.48	2.48	0.1459	0.36	10038	85.0822%	Fecal		CFU/100 mL	200	283.2	86400	-	1,771.1
5439000	6/29/2005	2.47	2.47	0.1459	0.36	10039	85.0907%	Fecal		CFU/100 mL	200	283.2	86400	-	1,764.0
5439000	9/29/2015	2.47	2.47	0.1459	0.36	10039	85.0907%	Fecal		CFU/100 mL	200	283.2	86400	-	1,764.0
5439000	8/22/2021	2.47	2.47	0.1459	0.36	10039	85.0907%	Fecal		CFU/100 mL	200	283.2	86400	-	1,764.0
5439000	9/4/1994	2.46	2.46	0.1459	0.36	10042	85.1161%	Fecal		CFU/100 mL	200	283.2	86400	-	1,756.8
5439000	7/18/2002	2.46	2.46	0.1459	0.36	10042	85.1161%	Fecal		CFU/100 mL	200	283.2	86400	-	1,756.8
5439000	10/18/2013	2.46	2.46	0.1459	0.36	10042	85.1161%	Fecal		CFU/100 mL	200	283.2	86400	-	1,756.8
5439000	8/26/2021	2.46	2.46	0.1459	0.36	10042	85.1161%	Fecal		CFU/100 mL	200	283.2	86400	-	1,756.8
5439000	11/7/2003	2.45	2.45	0.1459	0.36	10046	85.1500%	Fecal		CFU/100 mL	200	283.2	86400	-	1,749.7
5439000	7/11/2012	2.45	2.45	0.1459	0.36	10046	85.1500%	Fecal		CFU/100 mL	200	283.2	86400	-	1,749.7
5439000	9/4/2012	2.45	2.45	0.1459	0.36	10046	85.1500%	Fecal		CFU/100 mL	200	283.2	86400	-	1,749.7
5439000	8/26/2015	2.45	2.45	0.1459	0.36	10046	85.1500%	Fecal		CFU/100 mL	200	283.2	86400	-	1,749.7
5439000	9/23/2020	2.45	2.45	0.1459	0.36	10046	85.1500%	Fecal		CFU/100 mL	200	283.2	86400	-	1,749.7
5439000	9/25/2006	2.44	2.44	0.1459	0.36	10051	85.1924%	Fecal		CFU/100 mL	200	283.2	86400	-	1,742.5
5439000	8/27/2020	2.44	2.44	0.1459	0.36	10051	85.1924%	Fecal		CFU/100 mL	200	283.2	86400	-	1,742.5
5439000	8/29/2020	2.44	2.44	0.1459	0.36	10051	85.1924%	Fecal		CFU/100 mL	200	283.2	86400	-	1,742.5
5439000	12/20/2002	2.43	2.43	0.1459	0.35	10054	85.2178%	Fecal		CFU/100 mL	200	283.2	86400	-	1,735.4
5439000	7/26/2012	2.43	2.43	0.1459	0.35	10054	85.2178%	Fecal		CFU/100 mL	200	283.2	86400	-	1,735.4
5439000	11/22/2003	2.42	2.42	0.1459	0.35	10056	85.2348%	Fecal		CFU/100 mL	200	283.2	86400	-	1,728.3
5439000	8/13/2013	2.42	2.42	0.1459	0.35	10056	85.2348%	Fecal		CFU/100 mL	200	283.2	86400	-	1,728.3
5439000	9/15/2016	2.42	2.42	0.1459	0.35	10056	85.2348%	Fecal		CFU/100 mL	200	283.2	86400	-	1,728.3
5439000	8/7/2002	2.41	2.41	0.1459	0.35	10059	85.2602%	Fecal		CFU/100 mL	200	283.2	86400	-	1,721.1
5439000	8/13/2005	2.41	2.41	0.1459	0.35	10059	85.2602%	Fecal		CFU/100 mL	200	283.2	86400	-	1,721.1
5439000	8/18/1991	2.4	2.4	0.1459	0.35	10061	85.2772%	Fecal		CFU/100 mL	200	283.2	86400	-	1,714.0
5439000	10/16/1991	2.4	2.4	0.1459	0.35	10061	85.2772%	Fecal		CFU/100 mL	200	283.2	86400	-	1,714.0
5439000	8/9/1995	2.4	2.4	0.1459	0.35	10061	85.2772%	Fecal		CFU/100 mL	200	283.2	86400	-	1,714.0
5439000	10/8/1996	2.4	2.4	0.1459	0.35	10061	85.2772%	Fecal		CFU/100 mL	200	283.2	86400	-	1,714.0
5439000	10/14/1997	2.4	2.4	0.1459	0.35	10061	85.2772%	Fecal		CFU/100 mL	200	283.2	86400	-	1,714.0
5439000	10/17/1997	2.4	2.4	0.1459	0.35	10061	85.2772%	Fecal		CFU/100 mL	200	283.2	86400	-	1,714.0
5439000	10/30/1997	2.4	2.4	0.1459	0.35	10061	85.2772%	Fecal		CFU/100 mL	200	283.2	86400	-	1,714.0
5439000	10/31/1997	2.4	2.4	0.1459	0.35	10061	85.2772%	Fecal		CFU/100 mL	200	283.2	86400	-	1,714.0
5439000	9/4/1998	2.4	2.4	0.1459	0.35	10061	85.2772%	Fecal		CFU/100 mL	200	283.2	86400	-	1,714.0
5439000	11/30/1999	2.4	2.4	0.1459	0.35	10061	85.2772%	Fecal		CFU/100 mL	200	283.2	86400	-	1,714.0
5439000	12/1/1999	2.4	2.4	0.1459	0.35	10061	85.2772%	Fecal		CFU/100 mL	200	283.2	86400	-	1,714.0
5439000	7/22/2001	2.4	2.4	0.1459	0.35	10061	85.2772%	Fecal		CFU/100 mL	200	283.2	86400	-	1,714.0
5439000	1/5/2004	2.4	2.4	0.1459	0.35	10061	85.2772%	Fecal		CFU/100 mL	200	283.2	86400	-	1,714.0
5439000	7/29/2004	2.4	2.4	0.1459	0.35	10061	85.2772%	Fecal		CFU/100 mL	200	283.2	86400	-	1,714.0
5439000	12/11/2010	2.4	2.4	0.1459	0.35	10061	85.2772%	Fecal		CFU/100 mL	200	283.2	86400	-	1,714.0
5439000	9/22/2012	2.4	2.4	0.1459	0.35	10061	85.2772%	Fecal		CFU/100 mL	200	283.2	86400	-	1,714.0
5439000	8/22/2018	2.4	2.4	0.1459	0.35	10061	85.2772%	Fecal		CFU/100 mL	200	283.2	86400	-	1,714.0
5439000	9/22/2002	2.38	2.38	0.1459	0.35	10078	85.4213%	Fecal		CFU/100 mL	200	283.2	86400	-	1,699.7
5439000	8/25/2015	2.38	2.38	0.1459	0.35	10078	85.4213%	Fecal		CFU/100 mL	200	283.2	86400	-	1,699.7
5439000	10/26/2015	2.38	2.38	0.1459	0.35	10078	85.4213%	Fecal		CFU/100 mL	200	283.2	86400	-	1,699.7

Gage ID	Date	Discharge (CFS)	Gage Discharge (less Surrogate NPDES) (CFS)	Watershed Area Ratio	Calculated flow (CFS)	Rank	Flow Exceedance %	Parameter	Results	Units (mg or micro_gram	Limit/Standard	100mL/CF	sec/day	Actual Load (million colonies/day)	Allowable Load (million colonies/day)
5439000	11/23/2003	2.37	2.37	0.1459	0.35	10081	85.4467%	Fecal		CFU/100 mL	200	283.2	86400	-	1,692.5
5439000	7/26/2005	2.37	2.37	0.1459	0.35	10081	85.4467%	Fecal		CFU/100 mL	200	283.2	86400	-	1,692.5
5439000	1/16/2013	2.37	2.37	0.1459	0.35	10081	85.4467%	Fecal		CFU/100 mL	200	283.2	86400	-	1,692.5
5439000	8/23/2021	2.37	2.37	0.1459	0.35	10081	85.4467%	Fecal		CFU/100 mL	200	283.2	86400	-	1,692.5
5439000	8/24/2021	2.37	2.37	0.1459	0.35	10081	85.4467%	Fecal		CFU/100 mL	200	283.2	86400	-	1,692.5
5439000	7/20/2002	2.36	2.36	0.1459	0.34	10086	85.4891%	Fecal		CFU/100 mL	200	283.2	86400	-	1,685.4
5439000	8/10/2013	2.36	2.36	0.1459	0.34	10086	85.4891%	Fecal		CFU/100 mL	200	283.2	86400	-	1,685.4
5439000	9/30/2015	2.35	2.35	0.1459	0.34	10088	85.5060%	Fecal		CFU/100 mL	200	283.2	86400	-	1,678.3
5439000	9/1/2020	2.35	2.35	0.1459	0.34	10088	85.5060%	Fecal		CFU/100 mL	200	283.2	86400	-	1,678.3
5439000	10/15/2003	2.34	2.34	0.1459	0.34	10090	85.5230%	Fecal		CFU/100 mL	200	283.2	86400	-	1,671.1
5439000	8/15/2018	2.33	2.33	0.1459	0.34	10091	85.5314%	Fecal		CFU/100 mL	200	283.2	86400	-	1,664.0
5439000	9/11/1994	2.32	2.32	0.1459	0.34	10092	85.5399%	Fecal		CFU/100 mL	200	283.2	86400	-	1,656.8
5439000	11/5/2002	2.32	2.32	0.1459	0.34	10092	85.5399%	Fecal		CFU/100 mL	200	283.2	86400	-	1,656.8
5439000	1/18/2014	2.32	2.32	0.1459	0.34	10092	85.5399%	Fecal		CFU/100 mL	200	283.2	86400	-	1,656.8
5439000	2/18/2014	2.32	2.32	0.1459	0.34	10092	85.5399%	Fecal		CFU/100 mL	200	283.2	86400	-	1,656.8
5439000	3/31/2003	2.31	2.31	0.1459	0.34	10096	85.5738%	Fecal		CFU/100 mL	200	283.2	86400	-	1,649.7
5439000	8/25/2004	2.31	2.31	0.1459	0.34	10096	85.5738%	Fecal		CFU/100 mL	200	283.2	86400	-	1,649.7
5439000	12/6/2010	2.31	2.31	0.1459	0.34	10096	85.5738%	Fecal		CFU/100 mL	200	283.2	86400	-	1,649.7
5439000	8/15/1991	2.3	2.3	0.1459	0.34	10099	85.5993%	Fecal		CFU/100 mL	200	283.2	86400	-	1,642.6
5439000	8/21/1991	2.3	2.3	0.1459	0.34	10099	85.5993%	Fecal		CFU/100 mL	200	283.2	86400	-	1,642.6
5439000	9/8/1991	2.3	2.3	0.1459	0.34	10099	85.5993%	Fecal		CFU/100 mL	200	283.2	86400	-	1,642.6
5439000	10/1/1991	2.3	2.3	0.1459	0.34	10099	85.5993%	Fecal		CFU/100 mL	200	283.2	86400	-	1,642.6
5439000	2/3/1996	2.3	2.3	0.1459	0.34	10099	85.5993%	Fecal		CFU/100 mL	200	283.2	86400	-	1,642.6
5439000	11/3/1997	2.3	2.3	0.1459	0.34	10099	85.5993%	Fecal		CFU/100 mL	200	283.2	86400	-	1,642.6
5439000	8/3/1998	2.3	2.3	0.1459	0.34	10099	85.5993%	Fecal		CFU/100 mL	200	283.2	86400	-	1,642.6
5439000	9/1/1998	2.3	2.3	0.1459	0.34	10099	85.5993%	Fecal		CFU/100 mL	200	283.2	86400	-	1,642.6
5439000	9/3/2000	2.3	2.3	0.1459	0.34	10099	85.5993%	Fecal		CFU/100 mL	200	283.2	86400	-	1,642.6
5439000	9/4/2000	2.3	2.3	0.1459	0.34	10099	85.5993%	Fecal		CFU/100 mL	200	283.2	86400	-	1,642.6
5439000	9/5/2000	2.3	2.3	0.1459	0.34	10099	85.5993%	Fecal		CFU/100 mL	200	283.2	86400	-	1,642.6
5439000	7/21/2001	2.3	2.3	0.1459	0.34	10099	85.5993%	Fecal		CFU/100 mL	200	283.2	86400	-	1,642.6
5439000	8/6/2001	2.3	2.3	0.1459	0.34	10099	85.5993%	Fecal		CFU/100 mL	200	283.2	86400	-	1,642.6
5439000	7/25/2006	2.29	2.29	0.1459	0.33	10112	85.7094%	Fecal		CFU/100 mL	200	283.2	86400	-	1,635.4
5439000	12/6/2003	2.28	2.28	0.1459	0.33	10113	85.7179%	Fecal		CFU/100 mL	200	283.2	86400	-	1,628.3
5439000	8/19/2004	2.28	2.28	0.1459	0.33	10113	85.7179%	Fecal		CFU/100 mL	200	283.2	86400	-	1,628.3
5439000	11/14/2010	2.28	2.28	0.1459	0.33	10113	85.7179%	Fecal		CFU/100 mL	200	283.2	86400	-	1,628.3
5439000	11/14/2013	2.28	2.28	0.1459	0.33	10113	85.7179%	Fecal		CFU/100 mL	200	283.2	86400	-	1,628.3
5439000	8/31/2020	2.28	2.28	0.1459	0.33	10113	85.7179%	Fecal		CFU/100 mL	200	283.2	86400	-	1,628.3
5439000	9/19/2006	2.27	2.27	0.1459	0.33	10118	85.7603%	Fecal		CFU/100 mL	200	283.2	86400	-	1,621.1
5439000	11/26/2006	2.27	2.27	0.1459	0.33	10118	85.7603%	Fecal		CFU/100 mL	200	283.2	86400	-	1,621.1
5439000	11/13/2010	2.27	2.27	0.1459	0.33	10118	85.7603%	Fecal		CFU/100 mL	200	283.2	86400	-	1,621.1
5439000	10/1/2015	2.26	2.26	0.1459	0.33	10121	85.7857%	Fecal		CFU/100 mL	200	283.2	86400	-	1,614.0
5439000	8/7/2004	2.25	2.25	0.1459	0.33	10122	85.7942%	Fecal		CFU/100 mL	200	283.2	86400	-	1,606.9
5439000	9/22/2010	2.25	2.25	0.1459	0.33	10122	85.7942%	Fecal		CFU/100 mL	200	283.2	86400	-	1,606.9
5439000	8/7/2013	2.25	2.25	0.1459	0.33	10122	85.7942%	Fecal		CFU/100 mL	200	283.2	86400	-	1,606.9
5439000	1/19/2014	2.25	2.25	0.1459	0.33	10122	85.7942%	Fecal		CFU/100 mL	200	283.2	86400	-	1,606.9
5439000	2/5/2006	2.24	2.24	0.1459	0.33	10126	85.8281%	Fecal		CFU/100 mL	200	283.2	86400	-	1,599.7
5439000	7/19/2006	2.24	2.24	0.1459	0.33	10126	85.8281%	Fecal		CFU/100 mL	200	283.2	86400	-	1,599.7
5439000	8/8/2013	2.24	2.24	0.1459	0.33	10126	85.8281%	Fecal		CFU/100 mL	200	283.2	86400	-	1,599.7
5439000	9/15/2018	2.24	2.24	0.1459	0.33	10126	85.8281%	Fecal		CFU/100 mL	200	283.2	86400	-	1,599.7
5439000	11/24/2003	2.23	2.23	0.1459	0.33	10130	85.8620%	Fecal		CFU/100 mL	200	283.2	86400	-	1,592.6
5439000	10/4/2020	2.23	2.23	0.1459	0.33	10130	85.8620%	Fecal		CFU/100 mL	200	283.2	86400	-	1,592.6
5439000	7/30/2004	2.22	2.22	0.1459	0.32	10132	85.8790%	Fecal		CFU/100 mL	200	283.2	86400	-	1,585.4
5439000	9/30/2009	2.22	2.22	0.1459	0.32	10132	85.8790%	Fecal		CFU/100 mL	200	283.2	86400	-	1,585.4
5439000	9/26/2020	2.22	2.22	0.1459	0.32	10132	85.8790%	Fecal		CFU/100 mL	200	283.2	86400	-	1,585.4
5439000	10/31/2004	2.21	2.21	0.1459	0.32	10135	85.9044%	Fecal		CFU/100 mL	200	283.2	86400	-	1,578.3
5439000	10/20/2006	2.21	2.21	0.1459	0.32	10135	85.9044%	Fecal		CFU/100 mL	200	283.2	86400	-	1,578.3
5439000	11/6/2010	2.21	2.21	0.1459	0.32	10135	85.9044%	Fecal		CFU/100 mL	200	283.2	86400	-	1,578.3
5439000	10/18/2021	2.21	2.21	0.1459	0.32	10135	85.9044%	Fecal		CFU/100 mL	200	283.2	86400	-	1,578.3
5439000	9/1/1992	2.2	2.2	0.1459	0.32	10139	85.9383%	Fecal		CFU/100 mL	200	283.2	86400	-	1,571.1
5439000	8/8/1995	2.2	2.2	0.1459	0.32	10139	85.9383%	Fecal		CFU/100 mL	200	283.2	86400	-	1,571.1
5439000	11/4/1997	2.2	2.2	0.1459	0.32	10139	85.9383%	Fecal		CFU/100 mL	200	283.2	86400	-	1,571.1
5439000	8/2/1999	2.2	2.2	0.1459	0.32	10139	85.9383%	Fecal		CFU/100 mL	200	283.2	86400	-	1,571.1
5439000	8/12/1999	2.2	2.2	0.1459	0.32	10139	85.9383%	Fecal		CFU/100 mL	200	283.2	86400	-	1,571.1
5439000	8/31/2000	2.2	2.2	0.1459	0.32	10139	85.9383%	Fecal		CFU/100 mL	200	283.2	86400	-	1,571.1
5439000	9/17/2000	2.2	2.2	0.1459	0.32	10139	85.9383%	Fecal		CFU/100 mL	200	283.2	86400	-	1,571.1
5439000	7/30/2001	2.2	2.2	0.1459	0.32	10139	85.9383%	Fecal		CFU/100 mL	200	283.2	86400	-	1,571.1
5439000	9/4/2001	2.2	2.2	0.1459	0.32	10139	85.9383%	Fecal		CFU/100 mL	200	283.2	86400	-	1,571.1
5439000	7/29/2003	2.2	2.2	0.1459	0.32	10139	85.9383%	Fecal		CFU/100 mL	200	283.2	86400	-	1,571.1
5439000	7/3/2005	2.2	2.2	0.1459	0.32	10139	85.9383%	Fecal		CFU/100 mL	200	283.2	86400	-	1,571.1
5439000	11/13/2012	2.2	2.2	0.1459	0.32	10139	85.9383%	Fecal		CFU/100 mL	200	283.2	86400	-	1,571.1
5439000	8/17/2020	2.2	2.2	0.1459	0.32	10139	85.9383%	Fecal		CFU/100 mL	200	283.2	86400	-	1,571.1
5439000	10/3/2001	2.19	2.19	0.1459	0.32	10152	86.0485%	Fecal		CFU/100 mL	200	283.2	86400	-	1,564.0
5439000	3/23/2003	2.19	2.19	0.1459	0.32	10152	86.0485%	Fecal		CFU/100 mL	200	283.2	86400	-	1,564.0
5439000	12/1/2005	2.19	2.19	0.1459	0.32	10152	86.0485%	Fecal		CFU/100 mL	200	283.2	86400	-	1,564.0
5439000	9/4/2013	2.18	2.18	0.1459	0.32	10155	86.0739%	Fecal		CFU/100 mL	200	283.2	86400	-	1,556.9
5439000	8/26/2018	2.18	2.18	0.1459	0.32	10155	86.0739%	Fecal		CFU/100 mL	200	283.2	86400	-	1,556.9
5439000	9/15/2006	2.17	2.17	0.1459	0.32	10157	86.0909%	Fecal		CFU/100 mL	200	283.2	86400	-	1,549.7
5439000	9/11/2010	2.17	2.17	0.1459	0.32	10157	86.0909%	Fecal		CFU/100 mL	200	283.2	86400	-	1,549.7
5439000	8/25/2019	2.17	2.17	0.1459	0.32	10157	86.0909%	Fecal		CFU/100 mL	200	283.2	86400	-	1,549.7
5439000	8/18/2002	2.16	2.16	0.1459	0.32	10160	86.1163%	Fecal		CFU/100 mL	200	283.2	86400	-	1,542.6
5439000	10/7/2002	2.16	2.16	0.1459	0.32	10160	86.1163%	Fecal		CFU/100 mL	200	283.2	86400	-	1,542.6
5439000	4/23/2003	2.16	2.16	0.1459	0.32	10160	86.1163%	Fecal		CFU/100 mL	200	283.2	86400	-	1,542.6
5439000	7/26/2003	2.16	2.16	0.1459	0.32	10160	86.1163%	Fecal		CFU/100 mL	200	283.2	86400	-	1,542.6
5439000	11/16/2013	2.16	2.16	0.1459	0.32	10160	86.1163%	Fecal		CFU/100 mL	200	283.2	86400	-	1,542.6
5439000	9/16/2018	2.16	2.16	0.1459	0.32	10160	86.1163%	Fecal		CFU/100 mL	200	283.2	86400	-	1,542.6
5439000	7/29/2002	2.15	2.15	0.1459	0.31	10166	86.1671%	Fecal		CFU/100 mL	200	283.2	86400	-	1,535.4
5439000	8/30/2020	2.15	2.15	0.1459	0.31	10166	86.1671%	Fecal		CFU/100 mL	200	283.2	86400	-	1,535.4
5439000	10/26/2002	2.14	2.14	0.1459	0.31	10168	86.1841%	Fecal		CFU/100 mL	200	283.2	86400	-	1,528.3
5439000	8/14/2008	2.14	2.14	0.1459	0.31	10168	86.1841%	Fecal		CFU/100 mL	200	283.2	86400	-	1,528.3
5439000	9/16/2016	2.14	2.14	0.1459	0.31	10168	86.1841%	Fecal		CFU/100 mL	200	283.2	86400	-	1,528.3

Gage ID	Date	Discharge (CFS)	Gage Discharge (less Surrogate NPDES) (CFS)	Watershed Area Ratio	Calculated flow (CFS)	Rank	Flow Exceedance %	Parameter	Results	Units (mg or micro_gram	Limit/Standard	100mL/CF	sec/day	Actual Load (million colonies/day)	Allowable Load (million colonies/day)
5439000	11/27/2006	2.13	2.13	0.1459	0.31	10171	86.2095%	Fecal		CFU/100 mL	200	283.2	86400	-	1,521.2
5439000	8/18/2011	2.11	2.11	0.1459	0.31	10172	86.2180%	Fecal		CFU/100 mL	200	283.2	86400	-	1,506.9
5439000	10/23/2015	2.11	2.11	0.1459	0.31	10172	86.2180%	Fecal		CFU/100 mL	200	283.2	86400	-	1,506.9
5439000	9/3/2020	2.11	2.11	0.1459	0.31	10172	86.2180%	Fecal		CFU/100 mL	200	283.2	86400	-	1,506.9
5439000	8/28/2021	2.11	2.11	0.1459	0.31	10172	86.2180%	Fecal		CFU/100 mL	200	283.2	86400	-	1,506.9
5439000	10/2/1991	2.1	2.1	0.1459	0.31	10176	86.2519%	Fecal		CFU/100 mL	200	283.2	86400	-	1,499.7
5439000	9/5/1992	2.1	2.1	0.1459	0.31	10176	86.2519%	Fecal		CFU/100 mL	200	283.2	86400	-	1,499.7
5439000	9/9/1995	2.1	2.1	0.1459	0.31	10176	86.2519%	Fecal		CFU/100 mL	200	283.2	86400	-	1,499.7
5439000	10/16/1995	2.1	2.1	0.1459	0.31	10176	86.2519%	Fecal		CFU/100 mL	200	283.2	86400	-	1,499.7
5439000	10/15/1996	2.1	2.1	0.1459	0.31	10176	86.2519%	Fecal		CFU/100 mL	200	283.2	86400	-	1,499.7
5439000	11/1/1997	2.1	2.1	0.1459	0.31	10176	86.2519%	Fecal		CFU/100 mL	200	283.2	86400	-	1,499.7
5439000	9/19/1998	2.1	2.1	0.1459	0.31	10176	86.2519%	Fecal		CFU/100 mL	200	283.2	86400	-	1,499.7
5439000	9/22/1998	2.1	2.1	0.1459	0.31	10176	86.2519%	Fecal		CFU/100 mL	200	283.2	86400	-	1,499.7
5439000	8/10/1999	2.1	2.1	0.1459	0.31	10176	86.2519%	Fecal		CFU/100 mL	200	283.2	86400	-	1,499.7
5439000	8/28/1999	2.1	2.1	0.1459	0.31	10176	86.2519%	Fecal		CFU/100 mL	200	283.2	86400	-	1,499.7
5439000	8/19/2001	2.1	2.1	0.1459	0.31	10176	86.2519%	Fecal		CFU/100 mL	200	283.2	86400	-	1,499.7
5439000	3/27/2003	2.1	2.1	0.1459	0.31	10176	86.2519%	Fecal		CFU/100 mL	200	283.2	86400	-	1,499.7
5439000	1/6/2004	2.1	2.1	0.1459	0.31	10176	86.2519%	Fecal		CFU/100 mL	200	283.2	86400	-	1,499.7
5439000	1/18/2004	2.1	2.1	0.1459	0.31	10176	86.2519%	Fecal		CFU/100 mL	200	283.2	86400	-	1,499.7
5439000	9/23/2012	2.1	2.1	0.1459	0.31	10176	86.2519%	Fecal		CFU/100 mL	200	283.2	86400	-	1,499.7
5439000	8/9/2013	2.1	2.1	0.1459	0.31	10176	86.2519%	Fecal		CFU/100 mL	200	283.2	86400	-	1,499.7
5439000	7/31/2004	2.09	2.09	0.1459	0.31	10192	86.3875%	Fecal		CFU/100 mL	200	283.2	86400	-	1,492.6
5439000	7/7/2005	2.09	2.09	0.1459	0.31	10192	86.3875%	Fecal		CFU/100 mL	200	283.2	86400	-	1,492.6
5439000	8/16/2016	2.09	2.09	0.1459	0.31	10192	86.3875%	Fecal		CFU/100 mL	200	283.2	86400	-	1,492.6
5439000	1/8/2004	2.08	2.08	0.1459	0.30	10195	86.4130%	Fecal		CFU/100 mL	200	283.2	86400	-	1,485.4
5439000	8/5/2006	2.08	2.08	0.1459	0.30	10195	86.4130%	Fecal		CFU/100 mL	200	283.2	86400	-	1,485.4
5439000	1/20/2014	2.08	2.08	0.1459	0.30	10195	86.4130%	Fecal		CFU/100 mL	200	283.2	86400	-	1,485.4
5439000	10/2/2020	2.07	2.07	0.1459	0.30	10198	86.4384%	Fecal		CFU/100 mL	200	283.2	86400	-	1,478.3
5439000	10/9/2021	2.07	2.07	0.1459	0.30	10198	86.4384%	Fecal		CFU/100 mL	200	283.2	86400	-	1,478.3
5439000	7/12/2012	2.06	2.06	0.1459	0.30	10200	86.4553%	Fecal		CFU/100 mL	200	283.2	86400	-	1,471.2
5439000	9/15/2012	2.06	2.06	0.1459	0.30	10200	86.4553%	Fecal		CFU/100 mL	200	283.2	86400	-	1,471.2
5439000	9/24/2020	2.06	2.06	0.1459	0.30	10200	86.4553%	Fecal		CFU/100 mL	200	283.2	86400	-	1,471.2
5439000	2/6/2006	2.05	2.05	0.1459	0.30	10203	86.4808%	Fecal		CFU/100 mL	200	283.2	86400	-	1,464.0
5439000	11/26/2010	2.05	2.05	0.1459	0.30	10203	86.4808%	Fecal		CFU/100 mL	200	283.2	86400	-	1,464.0
5439000	9/17/2016	2.05	2.05	0.1459	0.30	10203	86.4808%	Fecal		CFU/100 mL	200	283.2	86400	-	1,464.0
5439000	9/2/2017	2.05	2.05	0.1459	0.30	10203	86.4808%	Fecal		CFU/100 mL	200	283.2	86400	-	1,464.0
5439000	11/21/2002	2.04	2.04	0.1459	0.30	10207	86.5147%	Fecal		CFU/100 mL	200	283.2	86400	-	1,456.9
5439000	11/8/2003	2.04	2.04	0.1459	0.30	10207	86.5147%	Fecal		CFU/100 mL	200	283.2	86400	-	1,456.9
5439000	10/4/2021	2.04	2.04	0.1459	0.30	10207	86.5147%	Fecal		CFU/100 mL	200	283.2	86400	-	1,456.9
5439000	9/7/1994	2.03	2.03	0.1459	0.30	10210	86.5401%	Fecal		CFU/100 mL	200	283.2	86400	-	1,449.7
5439000	10/30/2010	2.03	2.03	0.1459	0.30	10210	86.5401%	Fecal		CFU/100 mL	200	283.2	86400	-	1,449.7
5439000	8/19/2020	2.03	2.03	0.1459	0.30	10210	86.5401%	Fecal		CFU/100 mL	200	283.2	86400	-	1,449.7
5439000	9/27/2020	2.03	2.03	0.1459	0.30	10210	86.5401%	Fecal		CFU/100 mL	200	283.2	86400	-	1,449.7
5439000	8/1/1991	2	2	0.1459	0.29	10214	86.5740%	Fecal		CFU/100 mL	200	283.2	86400	-	1,428.3
5439000	8/22/1991	2	2	0.1459	0.29	10214	86.5740%	Fecal		CFU/100 mL	200	283.2	86400	-	1,428.3
5439000	9/2/1991	2	2	0.1459	0.29	10214	86.5740%	Fecal		CFU/100 mL	200	283.2	86400	-	1,428.3
5439000	9/4/1992	2	2	0.1459	0.29	10214	86.5740%	Fecal		CFU/100 mL	200	283.2	86400	-	1,428.3
5439000	2/4/1996	2	2	0.1459	0.29	10214	86.5740%	Fecal		CFU/100 mL	200	283.2	86400	-	1,428.3
5439000	2/5/1996	2	2	0.1459	0.29	10214	86.5740%	Fecal		CFU/100 mL	200	283.2	86400	-	1,428.3
5439000	12/1/1997	2	2	0.1459	0.29	10214	86.5740%	Fecal		CFU/100 mL	200	283.2	86400	-	1,428.3
5439000	10/14/1998	2	2	0.1459	0.29	10214	86.5740%	Fecal		CFU/100 mL	200	283.2	86400	-	1,428.3
5439000	8/7/1999	2	2	0.1459	0.29	10214	86.5740%	Fecal		CFU/100 mL	200	283.2	86400	-	1,428.3
5439000	9/1/2000	2	2	0.1459	0.29	10214	86.5740%	Fecal		CFU/100 mL	200	283.2	86400	-	1,428.3
5439000	9/19/2000	2	2	0.1459	0.29	10214	86.5740%	Fecal		CFU/100 mL	200	283.2	86400	-	1,428.3
5439000	7/23/2001	2	2	0.1459	0.29	10214	86.5740%	Fecal		CFU/100 mL	200	283.2	86400	-	1,428.3
5439000	11/9/2004	2	2	0.1459	0.29	10214	86.5740%	Fecal		CFU/100 mL	200	283.2	86400	-	1,428.3
5439000	9/21/2018	2	2	0.1459	0.29	10214	86.5740%	Fecal		CFU/100 mL	200	283.2	86400	-	1,428.3
5439000	11/20/2002	1.99	1.99	0.1459	0.29	10228	86.6927%	Fecal		CFU/100 mL	200	283.2	86400	-	1,421.2
5439000	8/5/2003	1.99	1.99	0.1459	0.29	10228	86.6927%	Fecal		CFU/100 mL	200	283.2	86400	-	1,421.2
5439000	11/27/2010	1.99	1.99	0.1459	0.29	10228	86.6927%	Fecal		CFU/100 mL	200	283.2	86400	-	1,421.2
5439000	11/15/2003	1.98	1.98	0.1459	0.29	10231	86.7181%	Fecal		CFU/100 mL	200	283.2	86400	-	1,414.0
5439000	10/30/2002	1.97	1.97	0.1459	0.29	10232	86.7266%	Fecal		CFU/100 mL	200	283.2	86400	-	1,406.9
5439000	7/28/2012	1.97	1.97	0.1459	0.29	10232	86.7266%	Fecal		CFU/100 mL	200	283.2	86400	-	1,406.9
5439000	1/21/2014	1.97	1.97	0.1459	0.29	10232	86.7266%	Fecal		CFU/100 mL	200	283.2	86400	-	1,406.9
5439000	8/13/2004	1.96	1.96	0.1459	0.29	10235	86.7520%	Fecal		CFU/100 mL	200	283.2	86400	-	1,399.7
5439000	11/7/2010	1.96	1.96	0.1459	0.29	10235	86.7520%	Fecal		CFU/100 mL	200	283.2	86400	-	1,399.7
5439000	8/28/2015	1.96	1.96	0.1459	0.29	10235	86.7520%	Fecal		CFU/100 mL	200	283.2	86400	-	1,399.7
5439000	9/16/2015	1.96	1.96	0.1459	0.29	10235	86.7520%	Fecal		CFU/100 mL	200	283.2	86400	-	1,399.7
5439000	4/24/2003	1.95	1.95	0.1459	0.28	10239	86.7859%	Fecal		CFU/100 mL	200	283.2	86400	-	1,392.6
5439000	9/17/2006	1.95	1.95	0.1459	0.28	10239	86.7859%	Fecal		CFU/100 mL	200	283.2	86400	-	1,392.6
5439000	9/26/2006	1.95	1.95	0.1459	0.28	10239	86.7859%	Fecal		CFU/100 mL	200	283.2	86400	-	1,392.6
5439000	9/12/2008	1.94	1.94	0.1459	0.28	10242	86.8113%	Fecal		CFU/100 mL	200	283.2	86400	-	1,385.5
5439000	9/2/2011	1.94	1.94	0.1459	0.28	10242	86.8113%	Fecal		CFU/100 mL	200	283.2	86400	-	1,385.5
5439000	10/12/2012	1.94	1.94	0.1459	0.28	10242	86.8113%	Fecal		CFU/100 mL	200	283.2	86400	-	1,385.5
5439000	9/3/2017	1.94	1.94	0.1459	0.28	10242	86.8113%	Fecal		CFU/100 mL	200	283.2	86400	-	1,385.5
5439000	8/8/2004	1.93	1.93	0.1459	0.28	10246	86.8452%	Fecal		CFU/100 mL	200	283.2	86400	-	1,378.3
5439000	7/5/2012	1.93	1.93	0.1459	0.28	10246	86.8452%	Fecal		CFU/100 mL	200	283.2	86400	-	1,378.3
5439000	8/11/2013	1.93	1.93	0.1459	0.28	10246	86.8452%	Fecal		CFU/100 mL	200	283.2	86400	-	1,378.3
5439000	8/30/2002	1.92	1.92	0.1459	0.28	10249	86.8707%	Fecal		CFU/100 mL	200	283.2	86400	-	1,371.2
5439000	11/14/2003	1.92	1.92	0.1459	0.28	10249	86.8707%	Fecal		CFU/100 mL	200	283.2	86400	-	1,371.2
5439000	11/16/2003	1.92	1.92	0.1459	0.28	10249	86.8707%	Fecal		CFU/100 mL	200	283.2	86400	-	1,371.2
5439000	11/16/2005	1.92	1.92	0.1459	0.28	10249	86.8707%	Fecal		CFU/100 mL	200	283.2	86400	-	1,371.2
5439000	9/5/2011	1.91	1.91	0.1459	0.28	10253	86.9046%	Fecal		CFU/100 mL	200	283.2	86400	-	1,364.0
5439000	9/9/1991	1.9	1.9	0.1459	0.28	10254	86.9130%	Fecal		CFU/100 mL	200	283.2	86400	-	1,356.9
5439000	8/25/1992	1.9	1.9	0.1459	0.28	10254	86.9130%	Fecal		CFU/100 mL	200	283.2	86400	-	1,356.9
5439000	8/25/1995	1.9	1.9	0.1459	0.28	10254	86.9130%	Fecal		CFU/100 mL	200	283.2	86400	-	1,356.9
5439000	8/26/1995	1.9	1.9	0.1459	0.28	10254	86.9130%	Fecal		CFU/100 mL	200	283.2	86400	-	1,356.9
5439000	9/23/1995	1.9	1.9	0.1459	0.28	10254	86.9130%	Fecal		CFU/100 mL	200	283.2	86400	-	1,356.9
5439000	10/19/1995	1.9	1.9	0.1459	0.28	10254	86.9130%	Fecal		CFU/100 mL	200	283.2	86400	-	1,356.9
5439000	9/21/1998	1.9	1.9	0.1459	0.28	10254	86.9130%	Fecal		CFU/100 mL	200	283.2	86400	-	1,356.9

Gage ID	Date	Discharge (CFS)	Gage Discharge (less Surrogate NPDES) (CFS)	Watershed Area Ratio	Calculated flow (CFS)	Rank	Flow Exceedance %	Parameter	Results	Units (mg or micro_gram	Limit/Standard	100mL/CF	sec/day	Actual Load (million colonies/day)	Allowable Load (million colonies/day)
5439000	8/3/1999	1.9	1.9	0.1459	0.28	10254	86.9130%	Fecal		CFU/100 mL	200	283.2	86400	-	1,356.9
5439000	9/9/2000	1.9	1.9	0.1459	0.28	10254	86.9130%	Fecal		CFU/100 mL	200	283.2	86400	-	1,356.9
5439000	9/10/2000	1.9	1.9	0.1459	0.28	10254	86.9130%	Fecal		CFU/100 mL	200	283.2	86400	-	1,356.9
5439000	9/18/2000	1.9	1.9	0.1459	0.28	10254	86.9130%	Fecal		CFU/100 mL	200	283.2	86400	-	1,356.9
5439000	1/22/2014	1.9	1.9	0.1459	0.28	10254	86.9130%	Fecal		CFU/100 mL	200	283.2	86400	-	1,356.9
5439000	1/23/2014	1.9	1.9	0.1459	0.28	10254	86.9130%	Fecal		CFU/100 mL	200	283.2	86400	-	1,356.9
5439000	1/24/2014	1.9	1.9	0.1459	0.28	10254	86.9130%	Fecal		CFU/100 mL	200	283.2	86400	-	1,356.9
5439000	8/29/2021	1.9	1.9	0.1459	0.28	10254	86.9130%	Fecal		CFU/100 mL	200	283.2	86400	-	1,356.9
5439000	11/3/2002	1.89	1.89	0.1459	0.28	10269	87.0402%	Fecal		CFU/100 mL	200	283.2	86400	-	1,349.8
5439000	9/21/2010	1.89	1.89	0.1459	0.28	10269	87.0402%	Fecal		CFU/100 mL	200	283.2	86400	-	1,349.8
5439000	12/9/2012	1.89	1.89	0.1459	0.28	10269	87.0402%	Fecal		CFU/100 mL	200	283.2	86400	-	1,349.8
5439000	11/19/2002	1.88	1.88	0.1459	0.27	10272	87.0656%	Fecal		CFU/100 mL	200	283.2	86400	-	1,342.6
5439000	12/17/2002	1.88	1.88	0.1459	0.27	10272	87.0656%	Fecal		CFU/100 mL	200	283.2	86400	-	1,342.6
5439000	9/10/2006	1.88	1.88	0.1459	0.27	10272	87.0656%	Fecal		CFU/100 mL	200	283.2	86400	-	1,342.6
5439000	10/31/2010	1.88	1.88	0.1459	0.27	10272	87.0656%	Fecal		CFU/100 mL	200	283.2	86400	-	1,342.6
5439000	11/1/2010	1.88	1.88	0.1459	0.27	10272	87.0656%	Fecal		CFU/100 mL	200	283.2	86400	-	1,342.6
5439000	11/12/2010	1.88	1.88	0.1459	0.27	10272	87.0656%	Fecal		CFU/100 mL	200	283.2	86400	-	1,342.6
5439000	1/25/2014	1.88	1.88	0.1459	0.27	10272	87.0656%	Fecal		CFU/100 mL	200	283.2	86400	-	1,342.6
5439000	11/16/2010	1.87	1.87	0.1459	0.27	10279	87.1249%	Fecal		CFU/100 mL	200	283.2	86400	-	1,335.5
5439000	9/24/2014	1.87	1.87	0.1459	0.27	10279	87.1249%	Fecal		CFU/100 mL	200	283.2	86400	-	1,335.5
5439000	10/4/2015	1.87	1.87	0.1459	0.27	10279	87.1249%	Fecal		CFU/100 mL	200	283.2	86400	-	1,335.5
5439000	8/6/2003	1.86	1.86	0.1459	0.27	10282	87.1504%	Fecal		CFU/100 mL	200	283.2	86400	-	1,328.3
5439000	12/25/2010	1.85	1.85	0.1459	0.27	10283	87.1588%	Fecal		CFU/100 mL	200	283.2	86400	-	1,321.2
5439000	2/17/2014	1.85	1.85	0.1459	0.27	10283	87.1588%	Fecal		CFU/100 mL	200	283.2	86400	-	1,321.2
5439000	1/7/2004	1.84	1.84	0.1459	0.27	10285	87.1758%	Fecal		CFU/100 mL	200	283.2	86400	-	1,314.0
5439000	11/15/2010	1.84	1.84	0.1459	0.27	10285	87.1758%	Fecal		CFU/100 mL	200	283.2	86400	-	1,314.0
5439000	8/27/2015	1.84	1.84	0.1459	0.27	10285	87.1758%	Fecal		CFU/100 mL	200	283.2	86400	-	1,314.0
5439000	9/30/2020	1.84	1.84	0.1459	0.27	10285	87.1758%	Fecal		CFU/100 mL	200	283.2	86400	-	1,314.0
5439000	7/27/2003	1.83	1.83	0.1459	0.27	10289	87.2097%	Fecal		CFU/100 mL	200	283.2	86400	-	1,306.9
5439000	8/22/2005	1.83	1.83	0.1459	0.27	10289	87.2097%	Fecal		CFU/100 mL	200	283.2	86400	-	1,306.9
5439000	11/17/2010	1.83	1.83	0.1459	0.27	10289	87.2097%	Fecal		CFU/100 mL	200	283.2	86400	-	1,306.9
5439000	10/5/2015	1.83	1.83	0.1459	0.27	10289	87.2097%	Fecal		CFU/100 mL	200	283.2	86400	-	1,306.9
5439000	8/8/1994	1.82	1.82	0.1459	0.27	10293	87.2436%	Fecal		CFU/100 mL	200	283.2	86400	-	1,299.8
5439000	9/21/2002	1.82	1.82	0.1459	0.27	10293	87.2436%	Fecal		CFU/100 mL	200	283.2	86400	-	1,299.8
5439000	8/1/2004	1.82	1.82	0.1459	0.27	10293	87.2436%	Fecal		CFU/100 mL	200	283.2	86400	-	1,299.8
5439000	9/12/2010	1.82	1.82	0.1459	0.27	10293	87.2436%	Fecal		CFU/100 mL	200	283.2	86400	-	1,299.8
5439000	11/28/2010	1.82	1.82	0.1459	0.27	10293	87.2436%	Fecal		CFU/100 mL	200	283.2	86400	-	1,299.8
5439000	1/26/2014	1.82	1.82	0.1459	0.27	10293	87.2436%	Fecal		CFU/100 mL	200	283.2	86400	-	1,299.8
5439000	8/23/2018	1.82	1.82	0.1459	0.27	10293	87.2436%	Fecal		CFU/100 mL	200	283.2	86400	-	1,299.8
5439000	7/22/2005	1.81	1.81	0.1459	0.26	10300	87.3029%	Fecal		CFU/100 mL	200	283.2	86400	-	1,292.6
5439000	11/27/2013	1.81	1.81	0.1459	0.26	10300	87.3029%	Fecal		CFU/100 mL	200	283.2	86400	-	1,292.6
5439000	10/3/2015	1.81	1.81	0.1459	0.26	10300	87.3029%	Fecal		CFU/100 mL	200	283.2	86400	-	1,292.6
5439000	8/17/1992	1.8	1.8	0.1459	0.26	10303	87.3284%	Fecal		CFU/100 mL	200	283.2	86400	-	1,285.5
5439000	1/2/1998	1.8	1.8	0.1459	0.26	10303	87.3284%	Fecal		CFU/100 mL	200	283.2	86400	-	1,285.5
5439000	8/16/1998	1.8	1.8	0.1459	0.26	10303	87.3284%	Fecal		CFU/100 mL	200	283.2	86400	-	1,285.5
5439000	9/20/1998	1.8	1.8	0.1459	0.26	10303	87.3284%	Fecal		CFU/100 mL	200	283.2	86400	-	1,285.5
5439000	9/2/2000	1.8	1.8	0.1459	0.26	10303	87.3284%	Fecal		CFU/100 mL	200	283.2	86400	-	1,285.5
5439000	9/6/2000	1.8	1.8	0.1459	0.26	10303	87.3284%	Fecal		CFU/100 mL	200	283.2	86400	-	1,285.5
5439000	11/22/2002	1.8	1.8	0.1459	0.26	10303	87.3284%	Fecal		CFU/100 mL	200	283.2	86400	-	1,285.5
5439000	10/21/2021	1.8	1.8	0.1459	0.26	10303	87.3284%	Fecal		CFU/100 mL	200	283.2	86400	-	1,285.5
5439000	10/9/2002	1.79	1.79	0.1459	0.26	10311	87.3962%	Fecal		CFU/100 mL	200	283.2	86400	-	1,278.3
5439000	11/5/2010	1.79	1.79	0.1459	0.26	10311	87.3962%	Fecal		CFU/100 mL	200	283.2	86400	-	1,278.3
5439000	2/10/2014	1.79	1.79	0.1459	0.26	10311	87.3962%	Fecal		CFU/100 mL	200	283.2	86400	-	1,278.3
5439000	2/15/2014	1.79	1.79	0.1459	0.26	10311	87.3962%	Fecal		CFU/100 mL	200	283.2	86400	-	1,278.3
5439000	2/16/2014	1.79	1.79	0.1459	0.26	10311	87.3962%	Fecal		CFU/100 mL	200	283.2	86400	-	1,278.3
5439000	9/4/2017	1.79	1.79	0.1459	0.26	10311	87.3962%	Fecal		CFU/100 mL	200	283.2	86400	-	1,278.3
5439000	9/22/2018	1.79	1.79	0.1459	0.26	10311	87.3962%	Fecal		CFU/100 mL	200	283.2	86400	-	1,278.3
5439000	7/21/2002	1.78	1.78	0.1459	0.26	10318	87.4555%	Fecal		CFU/100 mL	200	283.2	86400	-	1,271.2
5439000	10/29/2002	1.78	1.78	0.1459	0.26	10318	87.4555%	Fecal		CFU/100 mL	200	283.2	86400	-	1,271.2
5439000	1/5/2006	1.78	1.78	0.1459	0.26	10318	87.4555%	Fecal		CFU/100 mL	200	283.2	86400	-	1,271.2
5439000	9/25/2010	1.78	1.78	0.1459	0.26	10318	87.4555%	Fecal		CFU/100 mL	200	283.2	86400	-	1,271.2
5439000	1/26/2013	1.78	1.78	0.1459	0.26	10318	87.4555%	Fecal		CFU/100 mL	200	283.2	86400	-	1,271.2
5439000	2/9/2014	1.78	1.78	0.1459	0.26	10318	87.4555%	Fecal		CFU/100 mL	200	283.2	86400	-	1,271.2
5439000	2/11/2014	1.78	1.78	0.1459	0.26	10318	87.4555%	Fecal		CFU/100 mL	200	283.2	86400	-	1,271.2
5439000	2/12/2014	1.78	1.78	0.1459	0.26	10318	87.4555%	Fecal		CFU/100 mL	200	283.2	86400	-	1,271.2
5439000	2/13/2014	1.78	1.78	0.1459	0.26	10318	87.4555%	Fecal		CFU/100 mL	200	283.2	86400	-	1,271.2
5439000	2/14/2014	1.78	1.78	0.1459	0.26	10318	87.4555%	Fecal		CFU/100 mL	200	283.2	86400	-	1,271.2
5439000	9/25/2020	1.78	1.78	0.1459	0.26	10318	87.4555%	Fecal		CFU/100 mL	200	283.2	86400	-	1,271.2
5439000	9/27/2003	1.77	1.77	0.1459	0.26	10329	87.5487%	Fecal		CFU/100 mL	200	283.2	86400	-	1,264.1
5439000	2/8/2006	1.77	1.77	0.1459	0.26	10329	87.5487%	Fecal		CFU/100 mL	200	283.2	86400	-	1,264.1
5439000	7/28/2006	1.77	1.77	0.1459	0.26	10329	87.5487%	Fecal		CFU/100 mL	200	283.2	86400	-	1,264.1
5439000	12/15/2010	1.77	1.77	0.1459	0.26	10329	87.5487%	Fecal		CFU/100 mL	200	283.2	86400	-	1,264.1
5439000	8/9/2004	1.76	1.76	0.1459	0.26	10333	87.5826%	Fecal		CFU/100 mL	200	283.2	86400	-	1,256.9
5439000	8/17/2004	1.76	1.76	0.1459	0.26	10333	87.5826%	Fecal		CFU/100 mL	200	283.2	86400	-	1,256.9
5439000	3/7/2006	1.76	1.76	0.1459	0.26	10333	87.5826%	Fecal		CFU/100 mL	200	283.2	86400	-	1,256.9
5439000	9/23/2010	1.76	1.76	0.1459	0.26	10333	87.5826%	Fecal		CFU/100 mL	200	283.2	86400	-	1,256.9
5439000	1/27/2014	1.76	1.76	0.1459	0.26	10333	87.5826%	Fecal		CFU/100 mL	200	283.2	86400	-	1,256.9
5439000	1/28/2014	1.76	1.76	0.1459	0.26	10333	87.5826%	Fecal		CFU/100 mL	200	283.2	86400	-	1,256.9
5439000	1/29/2014	1.76	1.76	0.1459	0.26	10333	87.5826%	Fecal		CFU/100 mL	200	283.2	86400	-	1,256.9
5439000	1/30/2014	1.76	1.76	0.1459	0.26	10333	87.5826%	Fecal		CFU/100 mL	200	283.2	86400	-	1,256.9
5439000	1/31/2014	1.76	1.76	0.1459	0.26	10333	87.5826%	Fecal		CFU/100 mL	200	283.2	86400	-	1,256.9
5439000	2/1/2014	1.76	1.76	0.1459	0.26	10333	87.5826%	Fecal		CFU/100 mL	200	283.2	86400	-	1,256.9
5439000	2/2/2014	1.76	1.76	0.1459	0.26	10333	87.5826%	Fecal		CFU/100 mL	200	283.2	86400	-	1,256.9
5439000	2/3/2014	1.76	1.76	0.1459	0.26	10333	87.5826%	Fecal		CFU/100 mL	200	283.2	86400	-	1,256.9
5439000	2/4/2014	1.76	1.76	0.1459	0.26	10333	87.5826%	Fecal		CFU/100 mL	200	283.2	86400	-	1,256.9
5439000	2/5/2014	1.76	1.76	0.1459	0.26	10333	87.5826%	Fecal		CFU/100 mL	200	283.2	86400	-	1,256.9
5439000	2/6/2014	1.76	1.76	0.1459	0.26	10333	87.5826%	Fecal		CFU/100 mL	200	283.2	86400	-	1,256.9
5439000	2/7/2014	1.76	1.76	0.1459	0.26	10333	87.5826%	Fecal		CFU/100 mL	200	283.2	86400	-	1,256.9
5439000	2/8/2014	1.76	1.76	0.1459	0.26	10333	87.5826%	Fecal		CFU/100 mL	200	283.2	86400	-	1,256.9
5439000	7/23/2012	1.75	1.75	0.1459	0.26	10350	87.7267%	Fecal		CFU/100 mL	200	283.2	86400	-	1,249.8

Gage ID	Date	Discharge (CFS)	Gage Discharge (less Surrogate NPDES) (CFS)	Watershed Area Ratio	Calculated flow (CFS)	Rank	Flow Exceedance %	Parameter	Results	Units (mg or micro_gram	Limit/Standard	100mL/CF	sec/day	Actual Load (million colonies/day)	Allowable Load (million colonies/day)
5439000	8/18/2020	1.75	1.75	0.1459	0.26	10350	87.7267%	Fecal		CFU/100 mL	200	283.2	86400	-	1,249.8
5439000	11/4/2002	1.74	1.74	0.1459	0.25	10352	87.7437%	Fecal		CFU/100 mL	200	283.2	86400	-	1,242.6
5439000	11/22/2004	1.74	1.74	0.1459	0.25	10352	87.7437%	Fecal		CFU/100 mL	200	283.2	86400	-	1,242.6
5439000	10/3/2002	1.73	1.73	0.1459	0.25	10354	87.7606%	Fecal		CFU/100 mL	200	283.2	86400	-	1,235.5
5439000	2/19/2004	1.73	1.73	0.1459	0.25	10354	87.7606%	Fecal		CFU/100 mL	200	283.2	86400	-	1,235.5
5439000	11/11/2010	1.73	1.73	0.1459	0.25	10354	87.7606%	Fecal		CFU/100 mL	200	283.2	86400	-	1,235.5
5439000	11/18/2010	1.73	1.73	0.1459	0.25	10354	87.7606%	Fecal		CFU/100 mL	200	283.2	86400	-	1,235.5
5439000	9/7/2006	1.72	1.72	0.1459	0.25	10358	87.7945%	Fecal		CFU/100 mL	200	283.2	86400	-	1,228.3
5439000	10/8/2015	1.72	1.72	0.1459	0.25	10358	87.7945%	Fecal		CFU/100 mL	200	283.2	86400	-	1,228.3
5439000	9/27/2018	1.72	1.72	0.1459	0.25	10358	87.7945%	Fecal		CFU/100 mL	200	283.2	86400	-	1,228.3
5439000	7/28/2002	1.71	1.71	0.1459	0.25	10361	87.8200%	Fecal		CFU/100 mL	200	283.2	86400	-	1,221.2
5439000	11/2/2002	1.71	1.71	0.1459	0.25	10361	87.8200%	Fecal		CFU/100 mL	200	283.2	86400	-	1,221.2
5439000	7/30/2003	1.71	1.71	0.1459	0.25	10361	87.8200%	Fecal		CFU/100 mL	200	283.2	86400	-	1,221.2
5439000	11/6/2005	1.71	1.71	0.1459	0.25	10361	87.8200%	Fecal		CFU/100 mL	200	283.2	86400	-	1,221.2
5439000	8/15/2008	1.71	1.71	0.1459	0.25	10361	87.8200%	Fecal		CFU/100 mL	200	283.2	86400	-	1,221.2
5439000	8/20/2020	1.71	1.71	0.1459	0.25	10361	87.8200%	Fecal		CFU/100 mL	200	283.2	86400	-	1,221.2
5439000	8/30/2021	1.71	1.71	0.1459	0.25	10361	87.8200%	Fecal		CFU/100 mL	200	283.2	86400	-	1,221.2
5439000	10/19/2021	1.71	1.71	0.1459	0.25	10361	87.8200%	Fecal		CFU/100 mL	200	283.2	86400	-	1,221.2
5439000	8/12/1995	1.7	1.7	0.1459	0.25	10369	87.8878%	Fecal		CFU/100 mL	200	283.2	86400	-	1,214.1
5439000	8/13/1995	1.7	1.7	0.1459	0.25	10369	87.8878%	Fecal		CFU/100 mL	200	283.2	86400	-	1,214.1
5439000	8/21/1997	1.7	1.7	0.1459	0.25	10369	87.8878%	Fecal		CFU/100 mL	200	283.2	86400	-	1,214.1
5439000	12/26/1997	1.7	1.7	0.1459	0.25	10369	87.8878%	Fecal		CFU/100 mL	200	283.2	86400	-	1,214.1
5439000	8/15/1998	1.7	1.7	0.1459	0.25	10369	87.8878%	Fecal		CFU/100 mL	200	283.2	86400	-	1,214.1
5439000	9/10/1998	1.7	1.7	0.1459	0.25	10369	87.8878%	Fecal		CFU/100 mL	200	283.2	86400	-	1,214.1
5439000	8/13/1999	1.7	1.7	0.1459	0.25	10369	87.8878%	Fecal		CFU/100 mL	200	283.2	86400	-	1,214.1
5439000	9/8/2000	1.7	1.7	0.1459	0.25	10369	87.8878%	Fecal		CFU/100 mL	200	283.2	86400	-	1,214.1
5439000	7/25/2001	1.7	1.7	0.1459	0.25	10369	87.8878%	Fecal		CFU/100 mL	200	283.2	86400	-	1,214.1
5439000	11/1/2002	1.7	1.7	0.1459	0.25	10369	87.8878%	Fecal		CFU/100 mL	200	283.2	86400	-	1,214.1
5439000	4/25/2003	1.7	1.7	0.1459	0.25	10369	87.8878%	Fecal		CFU/100 mL	200	283.2	86400	-	1,214.1
5439000	1/19/2004	1.7	1.7	0.1459	0.25	10369	87.8878%	Fecal		CFU/100 mL	200	283.2	86400	-	1,214.1
5439000	10/7/2015	1.7	1.7	0.1459	0.25	10369	87.8878%	Fecal		CFU/100 mL	200	283.2	86400	-	1,214.1
5439000	10/19/2002	1.69	1.69	0.1459	0.25	10382	87.9980%	Fecal		CFU/100 mL	200	283.2	86400	-	1,206.9
5439000	1/1/2006	1.69	1.69	0.1459	0.25	10382	87.9980%	Fecal		CFU/100 mL	200	283.2	86400	-	1,206.9
5439000	11/19/2010	1.69	1.69	0.1459	0.25	10382	87.9980%	Fecal		CFU/100 mL	200	283.2	86400	-	1,206.9
5439000	9/24/2012	1.69	1.69	0.1459	0.25	10382	87.9980%	Fecal		CFU/100 mL	200	283.2	86400	-	1,206.9
5439000	10/6/2015	1.69	1.69	0.1459	0.25	10382	87.9980%	Fecal		CFU/100 mL	200	283.2	86400	-	1,206.9
5439000	9/18/2002	1.68	1.68	0.1459	0.25	10387	88.0403%	Fecal		CFU/100 mL	200	283.2	86400	-	1,199.8
5439000	11/25/2003	1.68	1.68	0.1459	0.25	10387	88.0403%	Fecal		CFU/100 mL	200	283.2	86400	-	1,199.8
5439000	9/18/2016	1.68	1.68	0.1459	0.25	10387	88.0403%	Fecal		CFU/100 mL	200	283.2	86400	-	1,199.8
5439000	11/9/2003	1.67	1.67	0.1459	0.24	10390	88.0658%	Fecal		CFU/100 mL	200	283.2	86400	-	1,192.6
5439000	9/5/2002	1.66	1.66	0.1459	0.24	10391	88.0742%	Fecal		CFU/100 mL	200	283.2	86400	-	1,185.5
5439000	10/20/2002	1.66	1.66	0.1459	0.24	10391	88.0742%	Fecal		CFU/100 mL	200	283.2	86400	-	1,185.5
5439000	12/2/2003	1.66	1.66	0.1459	0.24	10391	88.0742%	Fecal		CFU/100 mL	200	283.2	86400	-	1,185.5
5439000	12/4/2013	1.66	1.66	0.1459	0.24	10391	88.0742%	Fecal		CFU/100 mL	200	283.2	86400	-	1,185.5
5439000	8/17/2016	1.66	1.66	0.1459	0.24	10391	88.0742%	Fecal		CFU/100 mL	200	283.2	86400	-	1,185.5
5439000	10/25/2003	1.65	1.65	0.1459	0.24	10396	88.1166%	Fecal		CFU/100 mL	200	283.2	86400	-	1,178.4
5439000	11/3/2010	1.65	1.65	0.1459	0.24	10396	88.1166%	Fecal		CFU/100 mL	200	283.2	86400	-	1,178.4
5439000	10/31/2002	1.64	1.64	0.1459	0.24	10398	88.1336%	Fecal		CFU/100 mL	200	283.2	86400	-	1,171.2
5439000	2/7/2006	1.64	1.64	0.1459	0.24	10398	88.1336%	Fecal		CFU/100 mL	200	283.2	86400	-	1,171.2
5439000	10/12/2006	1.64	1.64	0.1459	0.24	10398	88.1336%	Fecal		CFU/100 mL	200	283.2	86400	-	1,171.2
5439000	9/19/2010	1.64	1.64	0.1459	0.24	10398	88.1336%	Fecal		CFU/100 mL	200	283.2	86400	-	1,171.2
5439000	11/11/2012	1.63	1.63	0.1459	0.24	10402	88.1675%	Fecal		CFU/100 mL	200	283.2	86400	-	1,164.1
5439000	9/11/2008	1.62	1.62	0.1459	0.24	10403	88.1760%	Fecal		CFU/100 mL	200	283.2	86400	-	1,156.9
5439000	1/17/2013	1.62	1.62	0.1459	0.24	10403	88.1760%	Fecal		CFU/100 mL	200	283.2	86400	-	1,156.9
5439000	10/2/2021	1.61	1.61	0.1459	0.23	10405	88.1929%	Fecal		CFU/100 mL	200	283.2	86400	-	1,149.8
5439000	10/20/1997	1.6	1.6	0.1459	0.23	10406	88.2014%	Fecal		CFU/100 mL	200	283.2	86400	-	1,142.6
5439000	8/14/1998	1.6	1.6	0.1459	0.23	10406	88.2014%	Fecal		CFU/100 mL	200	283.2	86400	-	1,142.6
5439000	8/19/1998	1.6	1.6	0.1459	0.23	10406	88.2014%	Fecal		CFU/100 mL	200	283.2	86400	-	1,142.6
5439000	8/20/1998	1.6	1.6	0.1459	0.23	10406	88.2014%	Fecal		CFU/100 mL	200	283.2	86400	-	1,142.6
5439000	9/2/1998	1.6	1.6	0.1459	0.23	10406	88.2014%	Fecal		CFU/100 mL	200	283.2	86400	-	1,142.6
5439000	9/5/1998	1.6	1.6	0.1459	0.23	10406	88.2014%	Fecal		CFU/100 mL	200	283.2	86400	-	1,142.6
5439000	9/27/1998	1.6	1.6	0.1459	0.23	10406	88.2014%	Fecal		CFU/100 mL	200	283.2	86400	-	1,142.6
5439000	8/8/1999	1.6	1.6	0.1459	0.23	10406	88.2014%	Fecal		CFU/100 mL	200	283.2	86400	-	1,142.6
5439000	8/29/1999	1.6	1.6	0.1459	0.23	10406	88.2014%	Fecal		CFU/100 mL	200	283.2	86400	-	1,142.6
5439000	9/8/2001	1.6	1.6	0.1459	0.23	10406	88.2014%	Fecal		CFU/100 mL	200	283.2	86400	-	1,142.6
5439000	12/21/2002	1.6	1.6	0.1459	0.23	10406	88.2014%	Fecal		CFU/100 mL	200	283.2	86400	-	1,142.6
5439000	9/20/2010	1.6	1.6	0.1459	0.23	10406	88.2014%	Fecal		CFU/100 mL	200	283.2	86400	-	1,142.6
5439000	10/3/2020	1.6	1.6	0.1459	0.23	10406	88.2014%	Fecal		CFU/100 mL	200	283.2	86400	-	1,142.6
5439000	9/2/2002	1.59	1.59	0.1459	0.23	10419	88.3116%	Fecal		CFU/100 mL	200	283.2	86400	-	1,135.5
5439000	3/24/2003	1.59	1.59	0.1459	0.23	10419	88.3116%	Fecal		CFU/100 mL	200	283.2	86400	-	1,135.5
5439000	11/23/2004	1.59	1.59	0.1459	0.23	10419	88.3116%	Fecal		CFU/100 mL	200	283.2	86400	-	1,135.5
5439000	10/5/2006	1.59	1.59	0.1459	0.23	10419	88.3116%	Fecal		CFU/100 mL	200	283.2	86400	-	1,135.5
5439000	12/5/2013	1.59	1.59	0.1459	0.23	10419	88.3116%	Fecal		CFU/100 mL	200	283.2	86400	-	1,135.5
5439000	11/10/2004	1.58	1.58	0.1459	0.23	10424	88.3540%	Fecal		CFU/100 mL	200	283.2	86400	-	1,128.4
5439000	2/9/2006	1.58	1.58	0.1459	0.23	10424	88.3540%	Fecal		CFU/100 mL	200	283.2	86400	-	1,128.4
5439000	11/2/2010	1.58	1.58	0.1459	0.23	10424	88.3540%	Fecal		CFU/100 mL	200	283.2	86400	-	1,128.4
5439000	10/3/2013	1.58	1.58	0.1459	0.23	10424	88.3540%	Fecal		CFU/100 mL	200	283.2	86400	-	1,128.4
5439000	10/27/2002	1.57	1.57	0.1459	0.23	10428	88.3879%	Fecal		CFU/100 mL	200	283.2	86400	-	1,121.2
5439000	8/30/2004	1.57	1.57	0.1459	0.23	10428	88.3879%	Fecal		CFU/100 mL	200	283.2	86400	-	1,121.2
5439000	11/15/2013	1.57	1.57	0.1459	0.23	10428	88.3879%	Fecal		CFU/100 mL	200	283.2	86400	-	1,121.2
5439000	10/21/2002	1.56	1.56	0.1459	0.23	10431	88.4133%	Fecal		CFU/100 mL	200	283.2	86400	-	1,114.1
5439000	12/10/2012	1.56	1.56	0.1459	0.23	10431	88.4133%	Fecal		CFU/100 mL	200	283.2	86400	-	1,114.1
5439000	10/22/2002	1.55	1.55	0.1459	0.23	10433	88.4302%	Fecal		CFU/100 mL	200	283.2	86400	-	1,106.9
5439000	9/16/2006	1.55	1.55	0.1459	0.23	10433	88.4302%	Fecal		CFU/100 mL	200	283.2	86400	-	1,106.9
5439000	9/5/2020	1.55	1.55	0.1459	0.23	10433	88.4302%	Fecal		CFU/100 mL	200	283.2	86400	-	1,106.9
5439000	9/22/2021	1.55	1.55	0.1459	0.23	10433	88.4302%	Fecal		CFU/100 mL	200	283.2	86400	-	1,106.9
5439000	9/12/1994	1.54	1.54	0.1459	0.22	10437	88.4641%	Fecal		CFU/100 mL	200	283.2	86400	-	1,099.8
5439000	7/30/2002	1.54	1.54	0.1459	0.22	10437	88.4641%	Fecal		CFU/100 mL	200	283.2	86400	-	1,099.8
5439000	9/10/2012	1.54	1.54	0.1459	0.22	10437	88.4641%	Fecal		CFU/100 mL	200	283.2	86400	-	1,099.8
5439000	10/29/2012	1.54	1.54	0.1459	0.22	10437	88.4641%	Fecal		CFU/100 mL	200	283.2	86400	-	1,099.8

Gage ID	Date	Discharge (CFS)	Gage Discharge (less Surrogate NPDES) (CFS)	Watershed Area Ratio	Calculated flow (CFS)	Rank	Flow Exceedance %	Parameter	Results	Units (mg or micro_gram	Limit/Standard	100mL/CF	sec/day	Actual Load (million colonies/day)	Allowable Load (million colonies/day)
5439000	12/17/2012	1.53	1.53	0.1459	0.22	10441	88.4981%	Fecal		CFU/100 mL	200	283.2	86400	-	1,092.7
5439000	11/10/2003	1.52	1.52	0.1459	0.22	10442	88.5065%	Fecal		CFU/100 mL	200	283.2	86400	-	1,085.5
5439000	8/21/2008	1.52	1.52	0.1459	0.22	10442	88.5065%	Fecal		CFU/100 mL	200	283.2	86400	-	1,085.5
5439000	9/8/1994	1.51	1.51	0.1459	0.22	10444	88.5235%	Fecal		CFU/100 mL	200	283.2	86400	-	1,078.4
5439000	8/31/2002	1.51	1.51	0.1459	0.22	10444	88.5235%	Fecal		CFU/100 mL	200	283.2	86400	-	1,078.4
5439000	9/1/2002	1.51	1.51	0.1459	0.22	10444	88.5235%	Fecal		CFU/100 mL	200	283.2	86400	-	1,078.4
5439000	10/5/2020	1.51	1.51	0.1459	0.22	10444	88.5235%	Fecal		CFU/100 mL	200	283.2	86400	-	1,078.4
5439000	9/16/1997	1.5	1.5	0.1459	0.22	10448	88.5574%	Fecal		CFU/100 mL	200	283.2	86400	-	1,071.2
5439000	9/26/1998	1.5	1.5	0.1459	0.22	10448	88.5574%	Fecal		CFU/100 mL	200	283.2	86400	-	1,071.2
5439000	8/9/1999	1.5	1.5	0.1459	0.22	10448	88.5574%	Fecal		CFU/100 mL	200	283.2	86400	-	1,071.2
5439000	8/3/2001	1.5	1.5	0.1459	0.22	10448	88.5574%	Fecal		CFU/100 mL	200	283.2	86400	-	1,071.2
5439000	11/18/2002	1.5	1.5	0.1459	0.22	10448	88.5574%	Fecal		CFU/100 mL	200	283.2	86400	-	1,071.2
5439000	1/20/2004	1.5	1.5	0.1459	0.22	10448	88.5574%	Fecal		CFU/100 mL	200	283.2	86400	-	1,071.2
5439000	2/18/2004	1.5	1.5	0.1459	0.22	10448	88.5574%	Fecal		CFU/100 mL	200	283.2	86400	-	1,071.2
5439000	11/10/2010	1.5	1.5	0.1459	0.22	10448	88.5574%	Fecal		CFU/100 mL	200	283.2	86400	-	1,071.2
5439000	10/1/2020	1.5	1.5	0.1459	0.22	10448	88.5574%	Fecal		CFU/100 mL	200	283.2	86400	-	1,071.2
5439000	11/26/2003	1.49	1.49	0.1459	0.22	10457	88.6337%	Fecal		CFU/100 mL	200	283.2	86400	-	1,064.1
5439000	8/18/2012	1.49	1.49	0.1459	0.22	10457	88.6337%	Fecal		CFU/100 mL	200	283.2	86400	-	1,064.1
5439000	10/21/2015	1.49	1.49	0.1459	0.22	10457	88.6337%	Fecal		CFU/100 mL	200	283.2	86400	-	1,064.1
5439000	10/28/2002	1.48	1.48	0.1459	0.22	10460	88.6591%	Fecal		CFU/100 mL	200	283.2	86400	-	1,057.0
5439000	12/7/2003	1.48	1.48	0.1459	0.22	10460	88.6591%	Fecal		CFU/100 mL	200	283.2	86400	-	1,057.0
5439000	8/2/2004	1.48	1.48	0.1459	0.22	10460	88.6591%	Fecal		CFU/100 mL	200	283.2	86400	-	1,057.0
5439000	8/26/2004	1.48	1.48	0.1459	0.22	10460	88.6591%	Fecal		CFU/100 mL	200	283.2	86400	-	1,057.0
5439000	9/5/2004	1.48	1.48	0.1459	0.22	10460	88.6591%	Fecal		CFU/100 mL	200	283.2	86400	-	1,057.0
5439000	11/18/2004	1.47	1.47	0.1459	0.21	10465	88.7015%	Fecal		CFU/100 mL	200	283.2	86400	-	1,049.8
5439000	11/20/2010	1.47	1.47	0.1459	0.21	10465	88.7015%	Fecal		CFU/100 mL	200	283.2	86400	-	1,049.8
5439000	9/4/2020	1.46	1.46	0.1459	0.21	10467	88.7184%	Fecal		CFU/100 mL	200	283.2	86400	-	1,042.7
5439000	10/20/2021	1.46	1.46	0.1459	0.21	10467	88.7184%	Fecal		CFU/100 mL	200	283.2	86400	-	1,042.7
5439000	8/9/1994	1.45	1.45	0.1459	0.21	10469	88.7354%	Fecal		CFU/100 mL	200	283.2	86400	-	1,035.5
5439000	8/24/2004	1.45	1.45	0.1459	0.21	10469	88.7354%	Fecal		CFU/100 mL	200	283.2	86400	-	1,035.5
5439000	8/21/2020	1.45	1.45	0.1459	0.21	10469	88.7354%	Fecal		CFU/100 mL	200	283.2	86400	-	1,035.5
5439000	10/18/2002	1.44	1.44	0.1459	0.21	10472	88.7608%	Fecal		CFU/100 mL	200	283.2	86400	-	1,028.4
5439000	11/13/2003	1.44	1.44	0.1459	0.21	10472	88.7608%	Fecal		CFU/100 mL	200	283.2	86400	-	1,028.4
5439000	8/10/2004	1.44	1.44	0.1459	0.21	10472	88.7608%	Fecal		CFU/100 mL	200	283.2	86400	-	1,028.4
5439000	9/7/2008	1.44	1.44	0.1459	0.21	10472	88.7608%	Fecal		CFU/100 mL	200	283.2	86400	-	1,028.4
5439000	11/8/2010	1.44	1.44	0.1459	0.21	10472	88.7608%	Fecal		CFU/100 mL	200	283.2	86400	-	1,028.4
5439000	11/21/2010	1.44	1.44	0.1459	0.21	10472	88.7608%	Fecal		CFU/100 mL	200	283.2	86400	-	1,028.4
5439000	9/20/2011	1.44	1.44	0.1459	0.21	10472	88.7608%	Fecal		CFU/100 mL	200	283.2	86400	-	1,028.4
5439000	9/22/1994	1.43	1.43	0.1459	0.21	10479	88.8201%	Fecal		CFU/100 mL	200	283.2	86400	-	1,021.2
5439000	10/15/2002	1.43	1.43	0.1459	0.21	10479	88.8201%	Fecal		CFU/100 mL	200	283.2	86400	-	1,021.2
5439000	7/29/2012	1.43	1.43	0.1459	0.21	10479	88.8201%	Fecal		CFU/100 mL	200	283.2	86400	-	1,021.2
5439000	9/17/2018	1.43	1.43	0.1459	0.21	10479	88.8201%	Fecal		CFU/100 mL	200	283.2	86400	-	1,021.2
5439000	10/26/2003	1.42	1.42	0.1459	0.21	10483	88.8540%	Fecal		CFU/100 mL	200	283.2	86400	-	1,014.1
5439000	12/3/2003	1.41	1.41	0.1459	0.21	10484	88.8625%	Fecal		CFU/100 mL	200	283.2	86400	-	1,007.0
5439000	7/8/2005	1.41	1.41	0.1459	0.21	10484	88.8625%	Fecal		CFU/100 mL	200	283.2	86400	-	1,007.0
5439000	8/6/2006	1.41	1.41	0.1459	0.21	10484	88.8625%	Fecal		CFU/100 mL	200	283.2	86400	-	1,007.0
5439000	11/4/2010	1.41	1.41	0.1459	0.21	10484	88.8625%	Fecal		CFU/100 mL	200	283.2	86400	-	1,007.0
5439000	8/27/1995	1.4	1.4	0.1459	0.20	10488	88.8964%	Fecal		CFU/100 mL	200	283.2	86400	-	999.8
5439000	9/10/1995	1.4	1.4	0.1459	0.20	10488	88.8964%	Fecal		CFU/100 mL	200	283.2	86400	-	999.8
5439000	9/24/1995	1.4	1.4	0.1459	0.20	10488	88.8964%	Fecal		CFU/100 mL	200	283.2	86400	-	999.8
5439000	7/26/1997	1.4	1.4	0.1459	0.20	10488	88.8964%	Fecal		CFU/100 mL	200	283.2	86400	-	999.8
5439000	12/11/1997	1.4	1.4	0.1459	0.20	10488	88.8964%	Fecal		CFU/100 mL	200	283.2	86400	-	999.8
5439000	12/27/1997	1.4	1.4	0.1459	0.20	10488	88.8964%	Fecal		CFU/100 mL	200	283.2	86400	-	999.8
5439000	8/17/1998	1.4	1.4	0.1459	0.20	10488	88.8964%	Fecal		CFU/100 mL	200	283.2	86400	-	999.8
5439000	8/23/1998	1.4	1.4	0.1459	0.20	10488	88.8964%	Fecal		CFU/100 mL	200	283.2	86400	-	999.8
5439000	9/8/1998	1.4	1.4	0.1459	0.20	10488	88.8964%	Fecal		CFU/100 mL	200	283.2	86400	-	999.8
5439000	8/4/1999	1.4	1.4	0.1459	0.20	10488	88.8964%	Fecal		CFU/100 mL	200	283.2	86400	-	999.8
5439000	8/6/1999	1.4	1.4	0.1459	0.20	10488	88.8964%	Fecal		CFU/100 mL	200	283.2	86400	-	999.8
5439000	9/13/1999	1.4	1.4	0.1459	0.20	10488	88.8964%	Fecal		CFU/100 mL	200	283.2	86400	-	999.8
5439000	9/6/2001	1.4	1.4	0.1459	0.20	10488	88.8964%	Fecal		CFU/100 mL	200	283.2	86400	-	999.8
5439000	9/11/2001	1.4	1.4	0.1459	0.20	10488	88.8964%	Fecal		CFU/100 mL	200	283.2	86400	-	999.8
5439000	10/8/2002	1.4	1.4	0.1459	0.20	10488	88.8964%	Fecal		CFU/100 mL	200	283.2	86400	-	999.8
5439000	10/24/2002	1.4	1.4	0.1459	0.20	10488	88.8964%	Fecal		CFU/100 mL	200	283.2	86400	-	999.8
5439000	8/7/2003	1.4	1.4	0.1459	0.20	10488	88.8964%	Fecal		CFU/100 mL	200	283.2	86400	-	999.8
5439000	7/29/2006	1.4	1.4	0.1459	0.20	10488	88.8964%	Fecal		CFU/100 mL	200	283.2	86400	-	999.8
5439000	9/13/2010	1.4	1.4	0.1459	0.20	10488	88.8964%	Fecal		CFU/100 mL	200	283.2	86400	-	999.8
5439000	11/15/2005	1.39	1.39	0.1459	0.20	10507	89.0575%	Fecal		CFU/100 mL	200	283.2	86400	-	992.7
5439000	11/9/2010	1.39	1.39	0.1459	0.20	10507	89.0575%	Fecal		CFU/100 mL	200	283.2	86400	-	992.7
5439000	8/19/2011	1.39	1.39	0.1459	0.20	10507	89.0575%	Fecal		CFU/100 mL	200	283.2	86400	-	992.7
5439000	10/5/2013	1.39	1.39	0.1459	0.20	10507	89.0575%	Fecal		CFU/100 mL	200	283.2	86400	-	992.7
5439000	8/16/2008	1.38	1.38	0.1459	0.20	10511	89.0914%	Fecal		CFU/100 mL	200	283.2	86400	-	985.5
5439000	10/20/2015	1.38	1.38	0.1459	0.20	10511	89.0914%	Fecal		CFU/100 mL	200	283.2	86400	-	985.5
5439000	9/30/2018	1.38	1.38	0.1459	0.20	10511	89.0914%	Fecal		CFU/100 mL	200	283.2	86400	-	985.5
5439000	9/27/2006	1.37	1.37	0.1459	0.20	10514	89.1168%	Fecal		CFU/100 mL	200	283.2	86400	-	978.4
5439000	8/13/2012	1.37	1.37	0.1459	0.20	10514	89.1168%	Fecal		CFU/100 mL	200	283.2	86400	-	978.4
5439000	9/19/2013	1.37	1.37	0.1459	0.20	10514	89.1168%	Fecal		CFU/100 mL	200	283.2	86400	-	978.4
5439000	4/28/2003	1.36	1.36	0.1459	0.20	10517	89.1422%	Fecal		CFU/100 mL	200	283.2	86400	-	971.3
5439000	10/25/2004	1.36	1.36	0.1459	0.20	10517	89.1422%	Fecal		CFU/100 mL	200	283.2	86400	-	971.3
5439000	7/10/2005	1.36	1.36	0.1459	0.20	10517	89.1422%	Fecal		CFU/100 mL	200	283.2	86400	-	971.3
5439000	2/10/2006	1.36	1.36	0.1459	0.20	10517	89.1422%	Fecal		CFU/100 mL	200	283.2	86400	-	971.3
5439000	12/25/2012	1.36	1.36	0.1459	0.20	10517	89.1422%	Fecal		CFU/100 mL	200	283.2	86400	-	971.3
5439000	9/19/2016	1.36	1.36	0.1459	0.20	10517	89.1422%	Fecal		CFU/100 mL	200	283.2	86400	-	971.3
5439000	9/26/2010	1.35	1.35	0.1459	0.20	10523	89.1931%	Fecal		CFU/100 mL	200	283.2	86400	-	964.1
5439000	12/18/2010	1.35	1.35	0.1459	0.20	10523	89.1931%	Fecal		CFU/100 mL	200	283.2	86400	-	964.1
5439000	8/22/2020	1.35	1.35	0.1459	0.20	10523	89.1931%	Fecal		CFU/100 mL	200	283.2	86400	-	964.1
5439000	8/31/2021	1.35	1.35	0.1459	0.20	10523	89.1931%	Fecal		CFU/100 mL	200	283.2	86400	-	964.1
5439000	11/27/2003	1.34	1.34	0.1459	0.20	10527	89.2270%	Fecal		CFU/100 mL	200	283.2	86400	-	957.0
5439000	9/16/2004	1.34	1.34	0.1459	0.20	10527	89.2270%	Fecal		CFU/100 mL	200	283.2	86400	-	957.0
5439000	12/16/2010	1.33	1.33	0.1459	0.19	10529	89.2439%	Fecal		CFU/100 mL	200	283.2	86400	-	949.8
5439000	10/23/2002	1.32	1.32	0.1459	0.19	10530	89.2524%	Fecal		CFU/100 mL	200	283.2	86400	-	942.7

Gage ID	Date	Discharge (CFS)	Gage Discharge (less Surrogate NPDES) (CFS)	Watershed Area Ratio	Calculated flow (CFS)	Rank	Flow Exceedance %	Parameter	Results	Units (mg or micro_gram	Limit/Standard	100mL/CF	sec/day	Actual Load (million colonies/day)	Allowable Load (million colonies/day)
5439000	8/14/2005	1.32	1.32	0.1459	0.19	10530	89.2524%	Fecal		CFU/100 mL	200	283.2	86400	-	942.7
5439000	11/9/2005	1.32	1.32	0.1459	0.19	10530	89.2524%	Fecal		CFU/100 mL	200	283.2	86400	-	942.7
5439000	10/10/2012	1.32	1.32	0.1459	0.19	10530	89.2524%	Fecal		CFU/100 mL	200	283.2	86400	-	942.7
5439000	9/5/2013	1.32	1.32	0.1459	0.19	10530	89.2524%	Fecal		CFU/100 mL	200	283.2	86400	-	942.7
5439000	10/9/2015	1.32	1.32	0.1459	0.19	10530	89.2524%	Fecal		CFU/100 mL	200	283.2	86400	-	942.7
5439000	11/11/2003	1.31	1.31	0.1459	0.19	10536	89.3033%	Fecal		CFU/100 mL	200	283.2	86400	-	935.5
5439000	8/27/2013	1.31	1.31	0.1459	0.19	10536	89.3033%	Fecal		CFU/100 mL	200	283.2	86400	-	935.5
5439000	8/14/1995	1.3	1.3	0.1459	0.19	10538	89.3202%	Fecal		CFU/100 mL	200	283.2	86400	-	928.4
5439000	8/28/1995	1.3	1.3	0.1459	0.19	10538	89.3202%	Fecal		CFU/100 mL	200	283.2	86400	-	928.4
5439000	8/29/1995	1.3	1.3	0.1459	0.19	10538	89.3202%	Fecal		CFU/100 mL	200	283.2	86400	-	928.4
5439000	10/9/1997	1.3	1.3	0.1459	0.19	10538	89.3202%	Fecal		CFU/100 mL	200	283.2	86400	-	928.4
5439000	10/15/1997	1.3	1.3	0.1459	0.19	10538	89.3202%	Fecal		CFU/100 mL	200	283.2	86400	-	928.4
5439000	12/3/1997	1.3	1.3	0.1459	0.19	10538	89.3202%	Fecal		CFU/100 mL	200	283.2	86400	-	928.4
5439000	8/18/1998	1.3	1.3	0.1459	0.19	10538	89.3202%	Fecal		CFU/100 mL	200	283.2	86400	-	928.4
5439000	9/28/1998	1.3	1.3	0.1459	0.19	10538	89.3202%	Fecal		CFU/100 mL	200	283.2	86400	-	928.4
5439000	8/5/1999	1.3	1.3	0.1459	0.19	10538	89.3202%	Fecal		CFU/100 mL	200	283.2	86400	-	928.4
5439000	8/14/1999	1.3	1.3	0.1459	0.19	10538	89.3202%	Fecal		CFU/100 mL	200	283.2	86400	-	928.4
5439000	8/1/2001	1.3	1.3	0.1459	0.19	10538	89.3202%	Fecal		CFU/100 mL	200	283.2	86400	-	928.4
5439000	2/17/2004	1.3	1.3	0.1459	0.19	10538	89.3202%	Fecal		CFU/100 mL	200	283.2	86400	-	928.4
5439000	8/18/2004	1.3	1.3	0.1459	0.19	10538	89.3202%	Fecal		CFU/100 mL	200	283.2	86400	-	928.4
5439000	9/20/2006	1.3	1.3	0.1459	0.19	10538	89.3202%	Fecal		CFU/100 mL	200	283.2	86400	-	928.4
5439000	12/7/2010	1.3	1.3	0.1459	0.19	10538	89.3202%	Fecal		CFU/100 mL	200	283.2	86400	-	928.4
5439000	12/24/2010	1.3	1.3	0.1459	0.19	10538	89.3202%	Fecal		CFU/100 mL	200	283.2	86400	-	928.4
5439000	11/28/2013	1.3	1.3	0.1459	0.19	10538	89.3202%	Fecal		CFU/100 mL	200	283.2	86400	-	928.4
5439000	10/11/2015	1.3	1.3	0.1459	0.19	10538	89.3202%	Fecal		CFU/100 mL	200	283.2	86400	-	928.4
5439000	8/23/2020	1.3	1.3	0.1459	0.19	10538	89.3202%	Fecal		CFU/100 mL	200	283.2	86400	-	928.4
5439000	12/20/2010	1.29	1.29	0.1459	0.19	10557	89.4813%	Fecal		CFU/100 mL	200	283.2	86400	-	921.3
5439000	7/14/2012	1.29	1.29	0.1459	0.19	10557	89.4813%	Fecal		CFU/100 mL	200	283.2	86400	-	921.3
5439000	10/10/2021	1.29	1.29	0.1459	0.19	10557	89.4813%	Fecal		CFU/100 mL	200	283.2	86400	-	921.3
5439000	7/25/2005	1.28	1.28	0.1459	0.19	10560	89.5067%	Fecal		CFU/100 mL	200	283.2	86400	-	914.1
5439000	9/14/2012	1.28	1.28	0.1459	0.19	10560	89.5067%	Fecal		CFU/100 mL	200	283.2	86400	-	914.1
5439000	4/26/2003	1.26	1.26	0.1459	0.18	10562	89.5236%	Fecal		CFU/100 mL	200	283.2	86400	-	899.8
5439000	12/8/2003	1.26	1.26	0.1459	0.18	10562	89.5236%	Fecal		CFU/100 mL	200	283.2	86400	-	899.8
5439000	7/9/2005	1.26	1.26	0.1459	0.18	10562	89.5236%	Fecal		CFU/100 mL	200	283.2	86400	-	899.8
5439000	8/27/2012	1.26	1.26	0.1459	0.18	10562	89.5236%	Fecal		CFU/100 mL	200	283.2	86400	-	899.8
5439000	11/28/2003	1.25	1.25	0.1459	0.18	10566	89.5576%	Fecal		CFU/100 mL	200	283.2	86400	-	892.7
5439000	7/28/2005	1.25	1.25	0.1459	0.18	10566	89.5576%	Fecal		CFU/100 mL	200	283.2	86400	-	892.7
5439000	12/3/2013	1.25	1.25	0.1459	0.18	10566	89.5576%	Fecal		CFU/100 mL	200	283.2	86400	-	892.7
5439000	10/10/2015	1.25	1.25	0.1459	0.18	10566	89.5576%	Fecal		CFU/100 mL	200	283.2	86400	-	892.7
5439000	10/5/2021	1.25	1.25	0.1459	0.18	10566	89.5576%	Fecal		CFU/100 mL	200	283.2	86400	-	892.7
5439000	8/17/2008	1.24	1.24	0.1459	0.18	10571	89.5999%	Fecal		CFU/100 mL	200	283.2	86400	-	885.6
5439000	11/30/2005	1.23	1.23	0.1459	0.18	10572	89.6084%	Fecal		CFU/100 mL	200	283.2	86400	-	878.4
5439000	2/11/2006	1.23	1.23	0.1459	0.18	10572	89.6084%	Fecal		CFU/100 mL	200	283.2	86400	-	878.4
5439000	8/28/2006	1.23	1.23	0.1459	0.18	10572	89.6084%	Fecal		CFU/100 mL	200	283.2	86400	-	878.4
5439000	9/21/2012	1.23	1.23	0.1459	0.18	10572	89.6084%	Fecal		CFU/100 mL	200	283.2	86400	-	878.4
5439000	8/24/2018	1.23	1.23	0.1459	0.18	10572	89.6084%	Fecal		CFU/100 mL	200	283.2	86400	-	878.4
5439000	10/7/2013	1.22	1.22	0.1459	0.18	10577	89.6508%	Fecal		CFU/100 mL	200	283.2	86400	-	871.3
5439000	10/12/2015	1.22	1.22	0.1459	0.18	10577	89.6508%	Fecal		CFU/100 mL	200	283.2	86400	-	871.3
5439000	9/25/2014	1.21	1.21	0.1459	0.18	10579	89.6677%	Fecal		CFU/100 mL	200	283.2	86400	-	864.1
5439000	9/3/1991	1.2	1.2	0.1459	0.18	10580	89.6762%	Fecal		CFU/100 mL	200	283.2	86400	-	857.0
5439000	8/30/1995	1.2	1.2	0.1459	0.18	10580	89.6762%	Fecal		CFU/100 mL	200	283.2	86400	-	857.0
5439000	9/25/1995	1.2	1.2	0.1459	0.18	10580	89.6762%	Fecal		CFU/100 mL	200	283.2	86400	-	857.0
5439000	9/30/1995	1.2	1.2	0.1459	0.18	10580	89.6762%	Fecal		CFU/100 mL	200	283.2	86400	-	857.0
5439000	10/14/1995	1.2	1.2	0.1459	0.18	10580	89.6762%	Fecal		CFU/100 mL	200	283.2	86400	-	857.0
5439000	8/22/1997	1.2	1.2	0.1459	0.18	10580	89.6762%	Fecal		CFU/100 mL	200	283.2	86400	-	857.0
5439000	10/19/1997	1.2	1.2	0.1459	0.18	10580	89.6762%	Fecal		CFU/100 mL	200	283.2	86400	-	857.0
5439000	10/24/1997	1.2	1.2	0.1459	0.18	10580	89.6762%	Fecal		CFU/100 mL	200	283.2	86400	-	857.0
5439000	11/8/1997	1.2	1.2	0.1459	0.18	10580	89.6762%	Fecal		CFU/100 mL	200	283.2	86400	-	857.0
5439000	12/2/1997	1.2	1.2	0.1459	0.18	10580	89.6762%	Fecal		CFU/100 mL	200	283.2	86400	-	857.0
5439000	12/4/1997	1.2	1.2	0.1459	0.18	10580	89.6762%	Fecal		CFU/100 mL	200	283.2	86400	-	857.0
5439000	8/22/1998	1.2	1.2	0.1459	0.18	10580	89.6762%	Fecal		CFU/100 mL	200	283.2	86400	-	857.0
5439000	9/9/1998	1.2	1.2	0.1459	0.18	10580	89.6762%	Fecal		CFU/100 mL	200	283.2	86400	-	857.0
5439000	9/23/1998	1.2	1.2	0.1459	0.18	10580	89.6762%	Fecal		CFU/100 mL	200	283.2	86400	-	857.0
5439000	9/7/2000	1.2	1.2	0.1459	0.18	10580	89.6762%	Fecal		CFU/100 mL	200	283.2	86400	-	857.0
5439000	9/17/2001	1.2	1.2	0.1459	0.18	10580	89.6762%	Fecal		CFU/100 mL	200	283.2	86400	-	857.0
5439000	7/22/2002	1.2	1.2	0.1459	0.18	10580	89.6762%	Fecal		CFU/100 mL	200	283.2	86400	-	857.0
5439000	12/4/2003	1.2	1.2	0.1459	0.18	10580	89.6762%	Fecal		CFU/100 mL	200	283.2	86400	-	857.0
5439000	1/21/2004	1.2	1.2	0.1459	0.18	10580	89.6762%	Fecal		CFU/100 mL	200	283.2	86400	-	857.0
5439000	1/26/2004	1.2	1.2	0.1459	0.18	10580	89.6762%	Fecal		CFU/100 mL	200	283.2	86400	-	857.0
5439000	1/27/2004	1.2	1.2	0.1459	0.18	10580	89.6762%	Fecal		CFU/100 mL	200	283.2	86400	-	857.0
5439000	1/28/2004	1.2	1.2	0.1459	0.18	10580	89.6762%	Fecal		CFU/100 mL	200	283.2	86400	-	857.0
5439000	1/29/2004	1.2	1.2	0.1459	0.18	10580	89.6762%	Fecal		CFU/100 mL	200	283.2	86400	-	857.0
5439000	1/30/2004	1.2	1.2	0.1459	0.18	10580	89.6762%	Fecal		CFU/100 mL	200	283.2	86400	-	857.0
5439000	1/31/2004	1.2	1.2	0.1459	0.18	10580	89.6762%	Fecal		CFU/100 mL	200	283.2	86400	-	857.0
5439000	2/11/2004	1.2	1.2	0.1459	0.18	10580	89.6762%	Fecal		CFU/100 mL	200	283.2	86400	-	857.0
5439000	2/12/2004	1.2	1.2	0.1459	0.18	10580	89.6762%	Fecal		CFU/100 mL	200	283.2	86400	-	857.0
5439000	2/13/2004	1.2	1.2	0.1459	0.18	10580	89.6762%	Fecal		CFU/100 mL	200	283.2	86400	-	857.0
5439000	2/14/2004	1.2	1.2	0.1459	0.18	10580	89.6762%	Fecal		CFU/100 mL	200	283.2	86400	-	857.0
5439000	2/15/2004	1.2	1.2	0.1459	0.18	10580	89.6762%	Fecal		CFU/100 mL	200	283.2	86400	-	857.0
5439000	2/16/2004	1.2	1.2	0.1459	0.18	10580	89.6762%	Fecal		CFU/100 mL	200	283.2	86400	-	857.0
5439000	9/1/2021	1.2	1.2	0.1459	0.18	10580	89.6762%	Fecal		CFU/100 mL	200	283.2	86400	-	857.0
5439000	10/29/2004	1.19	1.19	0.1459	0.17	10612	89.9474%	Fecal		CFU/100 mL	200	283.2	86400	-	849.8
5439000	12/2/2005	1.19	1.19	0.1459	0.17	10612	89.9474%	Fecal		CFU/100 mL	200	283.2	86400	-	849.8
5439000	3/6/2006	1.19	1.19	0.1459	0.17	10612	89.9474%	Fecal		CFU/100 mL	200	283.2	86400	-	849.8
5439000	7/30/2006	1.19	1.19	0.1459	0.17	10612	89.9474%	Fecal		CFU/100 mL	200	283.2	86400	-	849.8
5439000	7/6/2012	1.19	1.19	0.1459	0.17	10612	89.9474%	Fecal		CFU/100 mL	200	283.2	86400	-	849.8
5439000	8/26/2012	1.19	1.19	0.1459	0.17	10612	89.9474%	Fecal		CFU/100 mL	200	283.2	86400	-	849.8
5439000	10/16/2003	1.18	1.18	0.1459	0.17	10618	89.9983%	Fecal		CFU/100 mL	200	283.2	86400	-	842.7
5439000	11/11/2004	1.18	1.18	0.1459	0.17	10618	89.9983%	Fecal		CFU/100 mL	200	283.2	86400	-	842.7
5439000	1/6/2006	1.18	1.18	0.1459	0.17	10618	89.9983%	Fecal		CFU/100 mL	200	283.2	86400	-	842.7

Gage ID	Date	Discharge (CFS)	Gage Discharge (less Surrogate NPDES) (CFS)	Watershed Area Ratio	Calculated flow (CFS)	Rank	Flow Exceedance %	Parameter	Results	Units (mg or micro_gram	Limit/Standard	100mL/CF	sec/day	Actual Load (million colonies/day)	Allowable Load (million colonies/day)
5439000	12/22/2002	1.17	1.17	0.1459	0.17	10621	90.0237%	Fecal		CFU/100 mL	200	283.2	86400	-	835.6
5439000	11/30/2003	1.16	1.16	0.1459	0.17	10622	90.0322%	Fecal		CFU/100 mL	200	283.2	86400	-	828.4
5439000	7/23/2005	1.16	1.16	0.1459	0.17	10622	90.0322%	Fecal		CFU/100 mL	200	283.2	86400	-	828.4
5439000	9/8/2006	1.16	1.16	0.1459	0.17	10622	90.0322%	Fecal		CFU/100 mL	200	283.2	86400	-	828.4
5439000	8/27/2018	1.16	1.16	0.1459	0.17	10622	90.0322%	Fecal		CFU/100 mL	200	283.2	86400	-	828.4
5439000	11/17/2002	1.15	1.15	0.1459	0.17	10626	90.0661%	Fecal		CFU/100 mL	200	283.2	86400	-	821.3
5439000	10/9/2012	1.15	1.15	0.1459	0.17	10626	90.0661%	Fecal		CFU/100 mL	200	283.2	86400	-	821.3
5439000	8/19/2002	1.14	1.14	0.1459	0.17	10628	90.0831%	Fecal		CFU/100 mL	200	283.2	86400	-	814.1
5439000	11/12/2003	1.14	1.14	0.1459	0.17	10628	90.0831%	Fecal		CFU/100 mL	200	283.2	86400	-	814.1
5439000	10/22/2004	1.14	1.14	0.1459	0.17	10628	90.0831%	Fecal		CFU/100 mL	200	283.2	86400	-	814.1
5439000	9/16/2012	1.14	1.14	0.1459	0.17	10628	90.0831%	Fecal		CFU/100 mL	200	283.2	86400	-	814.1
5439000	8/29/2006	1.13	1.13	0.1459	0.16	10632	90.1170%	Fecal		CFU/100 mL	200	283.2	86400	-	807.0
5439000	8/2/2012	1.13	1.13	0.1459	0.16	10632	90.1170%	Fecal		CFU/100 mL	200	283.2	86400	-	807.0
5439000	10/7/2020	1.13	1.13	0.1459	0.16	10632	90.1170%	Fecal		CFU/100 mL	200	283.2	86400	-	807.0
5439000	10/13/2006	1.12	1.12	0.1459	0.16	10635	90.1424%	Fecal		CFU/100 mL	200	283.2	86400	-	799.9
5439000	9/20/2012	1.12	1.12	0.1459	0.16	10635	90.1424%	Fecal		CFU/100 mL	200	283.2	86400	-	799.9
5439000	10/22/2021	1.12	1.12	0.1459	0.16	10635	90.1424%	Fecal		CFU/100 mL	200	283.2	86400	-	799.9
5439000	8/12/2002	1.11	1.11	0.1459	0.16	10638	90.1678%	Fecal		CFU/100 mL	200	283.2	86400	-	792.7
5439000	11/13/2004	1.11	1.11	0.1459	0.16	10638	90.1678%	Fecal		CFU/100 mL	200	283.2	86400	-	792.7
5439000	8/18/2008	1.11	1.11	0.1459	0.16	10638	90.1678%	Fecal		CFU/100 mL	200	283.2	86400	-	792.7
5439000	12/19/2010	1.11	1.11	0.1459	0.16	10638	90.1678%	Fecal		CFU/100 mL	200	283.2	86400	-	792.7
5439000	9/5/2017	1.11	1.11	0.1459	0.16	10638	90.1678%	Fecal		CFU/100 mL	200	283.2	86400	-	792.7
5439000	8/21/1992	1.1	1.1	0.1459	0.16	10643	90.2102%	Fecal		CFU/100 mL	200	283.2	86400	-	785.6
5439000	8/31/1995	1.1	1.1	0.1459	0.16	10643	90.2102%	Fecal		CFU/100 mL	200	283.2	86400	-	785.6
5439000	9/19/1995	1.1	1.1	0.1459	0.16	10643	90.2102%	Fecal		CFU/100 mL	200	283.2	86400	-	785.6
5439000	11/27/1997	1.1	1.1	0.1459	0.16	10643	90.2102%	Fecal		CFU/100 mL	200	283.2	86400	-	785.6
5439000	11/28/1997	1.1	1.1	0.1459	0.16	10643	90.2102%	Fecal		CFU/100 mL	200	283.2	86400	-	785.6
5439000	12/30/1997	1.1	1.1	0.1459	0.16	10643	90.2102%	Fecal		CFU/100 mL	200	283.2	86400	-	785.6
5439000	8/21/1998	1.1	1.1	0.1459	0.16	10643	90.2102%	Fecal		CFU/100 mL	200	283.2	86400	-	785.6
5439000	9/6/1998	1.1	1.1	0.1459	0.16	10643	90.2102%	Fecal		CFU/100 mL	200	283.2	86400	-	785.6
5439000	8/17/2001	1.1	1.1	0.1459	0.16	10643	90.2102%	Fecal		CFU/100 mL	200	283.2	86400	-	785.6
5439000	11/23/2002	1.1	1.1	0.1459	0.16	10643	90.2102%	Fecal		CFU/100 mL	200	283.2	86400	-	785.6
5439000	1/22/2004	1.1	1.1	0.1459	0.16	10643	90.2102%	Fecal		CFU/100 mL	200	283.2	86400	-	785.6
5439000	1/23/2004	1.1	1.1	0.1459	0.16	10643	90.2102%	Fecal		CFU/100 mL	200	283.2	86400	-	785.6
5439000	1/24/2004	1.1	1.1	0.1459	0.16	10643	90.2102%	Fecal		CFU/100 mL	200	283.2	86400	-	785.6
5439000	1/25/2004	1.1	1.1	0.1459	0.16	10643	90.2102%	Fecal		CFU/100 mL	200	283.2	86400	-	785.6
5439000	2/1/2004	1.1	1.1	0.1459	0.16	10643	90.2102%	Fecal		CFU/100 mL	200	283.2	86400	-	785.6
5439000	2/2/2004	1.1	1.1	0.1459	0.16	10643	90.2102%	Fecal		CFU/100 mL	200	283.2	86400	-	785.6
5439000	2/3/2004	1.1	1.1	0.1459	0.16	10643	90.2102%	Fecal		CFU/100 mL	200	283.2	86400	-	785.6
5439000	2/4/2004	1.1	1.1	0.1459	0.16	10643	90.2102%	Fecal		CFU/100 mL	200	283.2	86400	-	785.6
5439000	2/5/2004	1.1	1.1	0.1459	0.16	10643	90.2102%	Fecal		CFU/100 mL	200	283.2	86400	-	785.6
5439000	2/6/2004	1.1	1.1	0.1459	0.16	10643	90.2102%	Fecal		CFU/100 mL	200	283.2	86400	-	785.6
5439000	2/7/2004	1.1	1.1	0.1459	0.16	10643	90.2102%	Fecal		CFU/100 mL	200	283.2	86400	-	785.6
5439000	2/8/2004	1.1	1.1	0.1459	0.16	10643	90.2102%	Fecal		CFU/100 mL	200	283.2	86400	-	785.6
5439000	2/9/2004	1.1	1.1	0.1459	0.16	10643	90.2102%	Fecal		CFU/100 mL	200	283.2	86400	-	785.6
5439000	2/10/2004	1.1	1.1	0.1459	0.16	10643	90.2102%	Fecal		CFU/100 mL	200	283.2	86400	-	785.6
5439000	2/16/2006	1.1	1.1	0.1459	0.16	10643	90.2102%	Fecal		CFU/100 mL	200	283.2	86400	-	785.6
5439000	2/17/2006	1.1	1.1	0.1459	0.16	10643	90.2102%	Fecal		CFU/100 mL	200	283.2	86400	-	785.6
5439000	2/18/2006	1.1	1.1	0.1459	0.16	10643	90.2102%	Fecal		CFU/100 mL	200	283.2	86400	-	785.6
5439000	1/18/2013	1.1	1.1	0.1459	0.16	10643	90.2102%	Fecal		CFU/100 mL	200	283.2	86400	-	785.6
5439000	10/6/2020	1.1	1.1	0.1459	0.16	10643	90.2102%	Fecal		CFU/100 mL	200	283.2	86400	-	785.6
5439000	9/3/2002	1.09	1.09	0.1459	0.16	10672	90.4560%	Fecal		CFU/100 mL	200	283.2	86400	-	778.4
5439000	2/12/2006	1.09	1.09	0.1459	0.16	10672	90.4560%	Fecal		CFU/100 mL	200	283.2	86400	-	778.4
5439000	9/26/2014	1.09	1.09	0.1459	0.16	10672	90.4560%	Fecal		CFU/100 mL	200	283.2	86400	-	778.4
5439000	10/14/2002	1.08	1.08	0.1459	0.16	10675	90.4814%	Fecal		CFU/100 mL	200	283.2	86400	-	771.3
5439000	11/29/2003	1.08	1.08	0.1459	0.16	10675	90.4814%	Fecal		CFU/100 mL	200	283.2	86400	-	771.3
5439000	8/23/2008	1.08	1.08	0.1459	0.16	10675	90.4814%	Fecal		CFU/100 mL	200	283.2	86400	-	771.3
5439000	8/31/2004	1.07	1.07	0.1459	0.16	10678	90.5069%	Fecal		CFU/100 mL	200	283.2	86400	-	764.1
5439000	9/6/2004	1.07	1.07	0.1459	0.16	10678	90.5069%	Fecal		CFU/100 mL	200	283.2	86400	-	764.1
5439000	8/23/2005	1.07	1.07	0.1459	0.16	10678	90.5069%	Fecal		CFU/100 mL	200	283.2	86400	-	764.1
5439000	9/23/2002	1.06	1.06	0.1459	0.15	10681	90.5323%	Fecal		CFU/100 mL	200	283.2	86400	-	757.0
5439000	10/16/2002	1.05	1.05	0.1459	0.15	10682	90.5408%	Fecal		CFU/100 mL	200	283.2	86400	-	749.9
5439000	8/14/2013	1.05	1.05	0.1459	0.15	10682	90.5408%	Fecal		CFU/100 mL	200	283.2	86400	-	749.9
5439000	7/24/2005	1.04	1.04	0.1459	0.15	10684	90.5577%	Fecal		CFU/100 mL	200	283.2	86400	-	742.7
5439000	8/7/2006	1.04	1.04	0.1459	0.15	10684	90.5577%	Fecal		CFU/100 mL	200	283.2	86400	-	742.7
5439000	9/15/2010	1.04	1.04	0.1459	0.15	10684	90.5577%	Fecal		CFU/100 mL	200	283.2	86400	-	742.7
5439000	9/14/1994	1.03	1.03	0.1459	0.15	10687	90.5831%	Fecal		CFU/100 mL	200	283.2	86400	-	735.6
5439000	8/20/2008	1.03	1.03	0.1459	0.15	10687	90.5831%	Fecal		CFU/100 mL	200	283.2	86400	-	735.6
5439000	9/6/2011	1.03	1.03	0.1459	0.15	10687	90.5831%	Fecal		CFU/100 mL	200	283.2	86400	-	735.6
5439000	9/13/1994	1.02	1.02	0.1459	0.15	10690	90.6086%	Fecal		CFU/100 mL	200	283.2	86400	-	728.4
5439000	9/4/2002	1.02	1.02	0.1459	0.15	10690	90.6086%	Fecal		CFU/100 mL	200	283.2	86400	-	728.4
5439000	11/12/2004	1.01	1.01	0.1459	0.15	10692	90.6255%	Fecal		CFU/100 mL	200	283.2	86400	-	721.3
5439000	2/14/2006	1.01	1.01	0.1459	0.15	10692	90.6255%	Fecal		CFU/100 mL	200	283.2	86400	-	721.3
5439000	8/28/2012	1.01	1.01	0.1459	0.15	10692	90.6255%	Fecal		CFU/100 mL	200	283.2	86400	-	721.3
5439000	10/22/2015	1.01	1.01	0.1459	0.15	10692	90.6255%	Fecal		CFU/100 mL	200	283.2	86400	-	721.3
5439000	9/28/2018	1.01	1.01	0.1459	0.15	10692	90.6255%	Fecal		CFU/100 mL	200	283.2	86400	-	721.3
5439000	12/10/1997	1	1	0.1459	0.15	10697	90.6679%	Fecal		CFU/100 mL	200	283.2	86400	-	714.2
5439000	12/12/1997	1	1	0.1459	0.15	10697	90.6679%	Fecal		CFU/100 mL	200	283.2	86400	-	714.2
5439000	12/28/1997	1	1	0.1459	0.15	10697	90.6679%	Fecal		CFU/100 mL	200	283.2	86400	-	714.2
5439000	12/29/1997	1	1	0.1459	0.15	10697	90.6679%	Fecal		CFU/100 mL	200	283.2	86400	-	714.2
5439000	9/24/1998	1	1	0.1459	0.15	10697	90.6679%	Fecal		CFU/100 mL	200	283.2	86400	-	714.2
5439000	8/30/1999	1	1	0.1459	0.15	10697	90.6679%	Fecal		CFU/100 mL	200	283.2	86400	-	714.2
5439000	12/16/2002	1	1	0.1459	0.15	10697	90.6679%	Fecal		CFU/100 mL	200	283.2	86400	-	714.2
5439000	2/15/2006	1	1	0.1459	0.15	10697	90.6679%	Fecal		CFU/100 mL	200	283.2	86400	-	714.2
5439000	2/19/2006	1	1	0.1459	0.15	10697	90.6679%	Fecal		CFU/100 mL	200	283.2	86400	-	714.2
5439000	2/20/2006	1	1	0.1459	0.15	10697	90.6679%	Fecal		CFU/100 mL	200	283.2	86400	-	714.2
5439000	2/21/2006	1	1	0.1459	0.15	10697	90.6679%	Fecal		CFU/100 mL	200	283.2	86400	-	714.2
5439000	2/22/2006	1	1	0.1459	0.15	10697	90.6679%	Fecal		CFU/100 mL	200	283.2	86400	-	714.2
5439000	2/23/2006	1	1	0.1459	0.15	10697	90.6679%	Fecal		CFU/100 mL	200	283.2	86400	-	714.2
5439000	9/28/2006	1	1	0.1459	0.15	10697	90.6679%	Fecal		CFU/100 mL	200	283.2	86400	-	714.2

Gage ID	Date	Discharge (CFS)	Gage Discharge (less Surrogate NPDES) (CFS)	Watershed Area Ratio	Calculated flow (CFS)	Rank	Flow Exceedance %	Parameter	Results	Units (mg or micro_gram	Limit/Standard	100mL/CF	sec/day	Actual Load (million colonies/day)	Allowable Load (million colonies/day)
5439000	12/17/2010	1	1	0.1459	0.15	10697	90.6679%	Fecal		CFU/100 mL	200	283.2	86400	-	714.2
5439000	12/21/2010	1	1	0.1459	0.15	10697	90.6679%	Fecal		CFU/100 mL	200	283.2	86400	-	714.2
5439000	1/19/2013	1	1	0.1459	0.15	10697	90.6679%	Fecal		CFU/100 mL	200	283.2	86400	-	714.2
5439000	1/25/2013	1	1	0.1459	0.15	10697	90.6679%	Fecal		CFU/100 mL	200	283.2	86400	-	714.2
5439000	10/13/2015	1	1	0.1459	0.15	10697	90.6679%	Fecal		CFU/100 mL	200	283.2	86400	-	714.2
5439000	9/6/2017	1	1	0.1459	0.15	10697	90.6679%	Fecal		CFU/100 mL	200	283.2	86400	-	714.2
5439000	9/7/2017	1	1	0.1459	0.15	10697	90.6679%	Fecal		CFU/100 mL	200	283.2	86400	-	714.2
5439000	9/29/2018	1	1	0.1459	0.15	10697	90.6679%	Fecal		CFU/100 mL	200	283.2	86400	-	714.2
5439000	10/2/1995	0.99	0.99	0.1459	0.14	10719	90.8544%	Fecal		CFU/100 mL	200	283.2	86400	-	707.0
5439000	10/18/1995	0.97	0.97	0.1459	0.14	10720	90.8629%	Fecal		CFU/100 mL	200	283.2	86400	-	692.7
5439000	12/31/1997	0.97	0.97	0.1459	0.14	10720	90.8629%	Fecal		CFU/100 mL	200	283.2	86400	-	692.7
5439000	10/27/2003	0.97	0.97	0.1459	0.14	10720	90.8629%	Fecal		CFU/100 mL	200	283.2	86400	-	692.7
5439000	2/13/2006	0.97	0.97	0.1459	0.14	10720	90.8629%	Fecal		CFU/100 mL	200	283.2	86400	-	692.7
5439000	12/5/1997	0.96	0.96	0.1459	0.14	10724	90.8968%	Fecal		CFU/100 mL	200	283.2	86400	-	685.6
5439000	12/1/2003	0.96	0.96	0.1459	0.14	10724	90.8968%	Fecal		CFU/100 mL	200	283.2	86400	-	685.6
5439000	2/24/2006	0.96	0.96	0.1459	0.14	10724	90.8968%	Fecal		CFU/100 mL	200	283.2	86400	-	685.6
5439000	8/25/1991	0.95	0.95	0.1459	0.14	10727	90.9222%	Fecal		CFU/100 mL	200	283.2	86400	-	678.4
5439000	9/9/1994	0.95	0.95	0.1459	0.14	10727	90.9222%	Fecal		CFU/100 mL	200	283.2	86400	-	678.4
5439000	12/24/1997	0.95	0.95	0.1459	0.14	10727	90.9222%	Fecal		CFU/100 mL	200	283.2	86400	-	678.4
5439000	9/25/1998	0.95	0.95	0.1459	0.14	10727	90.9222%	Fecal		CFU/100 mL	200	283.2	86400	-	678.4
5439000	10/26/2004	0.95	0.95	0.1459	0.14	10727	90.9222%	Fecal		CFU/100 mL	200	283.2	86400	-	678.4
5439000	9/18/2010	0.95	0.95	0.1459	0.14	10727	90.9222%	Fecal		CFU/100 mL	200	283.2	86400	-	678.4
5439000	7/13/2012	0.95	0.95	0.1459	0.14	10727	90.9222%	Fecal		CFU/100 mL	200	283.2	86400	-	678.4
5439000	8/7/2012	0.95	0.95	0.1459	0.14	10727	90.9222%	Fecal		CFU/100 mL	200	283.2	86400	-	678.4
5439000	9/23/2018	0.95	0.95	0.1459	0.14	10727	90.9222%	Fecal		CFU/100 mL	200	283.2	86400	-	678.4
5439000	11/16/2002	0.94	0.94	0.1459	0.14	10736	90.9985%	Fecal		CFU/100 mL	200	283.2	86400	-	671.3
5439000	12/23/2002	0.94	0.94	0.1459	0.14	10736	90.9985%	Fecal		CFU/100 mL	200	283.2	86400	-	671.3
5439000	8/24/1992	0.93	0.93	0.1459	0.14	10738	91.0154%	Fecal		CFU/100 mL	200	283.2	86400	-	664.2
5439000	8/15/1999	0.93	0.93	0.1459	0.14	10738	91.0154%	Fecal		CFU/100 mL	200	283.2	86400	-	664.2
5439000	7/26/2001	0.93	0.93	0.1459	0.14	10738	91.0154%	Fecal		CFU/100 mL	200	283.2	86400	-	664.2
5439000	8/14/2004	0.93	0.93	0.1459	0.14	10738	91.0154%	Fecal		CFU/100 mL	200	283.2	86400	-	664.2
5439000	11/14/2004	0.93	0.93	0.1459	0.14	10738	91.0154%	Fecal		CFU/100 mL	200	283.2	86400	-	664.2
5439000	10/21/1996	0.92	0.92	0.1459	0.13	10743	91.0578%	Fecal		CFU/100 mL	200	283.2	86400	-	657.0
5439000	1/1/1998	0.92	0.92	0.1459	0.13	10743	91.0578%	Fecal		CFU/100 mL	200	283.2	86400	-	657.0
5439000	8/25/2001	0.92	0.92	0.1459	0.13	10743	91.0578%	Fecal		CFU/100 mL	200	283.2	86400	-	657.0
5439000	8/19/2008	0.92	0.92	0.1459	0.13	10743	91.0578%	Fecal		CFU/100 mL	200	283.2	86400	-	657.0
5439000	10/19/2015	0.92	0.92	0.1459	0.13	10743	91.0578%	Fecal		CFU/100 mL	200	283.2	86400	-	657.0
5439000	8/21/2002	0.91	0.91	0.1459	0.13	10748	91.1002%	Fecal		CFU/100 mL	200	283.2	86400	-	649.9
5439000	11/16/2004	0.91	0.91	0.1459	0.13	10748	91.1002%	Fecal		CFU/100 mL	200	283.2	86400	-	649.9
5439000	10/6/2006	0.91	0.91	0.1459	0.13	10748	91.1002%	Fecal		CFU/100 mL	200	283.2	86400	-	649.9
5439000	11/10/1997	0.9	0.9	0.1459	0.13	10751	91.1256%	Fecal		CFU/100 mL	200	283.2	86400	-	642.7
5439000	11/24/2002	0.9	0.9	0.1459	0.13	10751	91.1256%	Fecal		CFU/100 mL	200	283.2	86400	-	642.7
5439000	12/31/2005	0.9	0.9	0.1459	0.13	10751	91.1256%	Fecal		CFU/100 mL	200	283.2	86400	-	642.7
5439000	1/7/2006	0.9	0.9	0.1459	0.13	10751	91.1256%	Fecal		CFU/100 mL	200	283.2	86400	-	642.7
5439000	2/25/2006	0.9	0.9	0.1459	0.13	10751	91.1256%	Fecal		CFU/100 mL	200	283.2	86400	-	642.7
5439000	2/26/2006	0.9	0.9	0.1459	0.13	10751	91.1256%	Fecal		CFU/100 mL	200	283.2	86400	-	642.7
5439000	1/20/2013	0.9	0.9	0.1459	0.13	10751	91.1256%	Fecal		CFU/100 mL	200	283.2	86400	-	642.7
5439000	10/19/2013	0.9	0.9	0.1459	0.13	10751	91.1256%	Fecal		CFU/100 mL	200	283.2	86400	-	642.7
5439000	11/16/1997	0.89	0.89	0.1459	0.13	10759	91.1934%	Fecal		CFU/100 mL	200	283.2	86400	-	635.6
5439000	9/6/2002	0.89	0.89	0.1459	0.13	10759	91.1934%	Fecal		CFU/100 mL	200	283.2	86400	-	635.6
5439000	10/13/2002	0.89	0.89	0.1459	0.13	10759	91.1934%	Fecal		CFU/100 mL	200	283.2	86400	-	635.6
5439000	11/15/2002	0.89	0.89	0.1459	0.13	10759	91.1934%	Fecal		CFU/100 mL	200	283.2	86400	-	635.6
5439000	10/28/2003	0.89	0.89	0.1459	0.13	10759	91.1934%	Fecal		CFU/100 mL	200	283.2	86400	-	635.6
5439000	10/23/2013	0.89	0.89	0.1459	0.13	10759	91.1934%	Fecal		CFU/100 mL	200	283.2	86400	-	635.6
5439000	10/16/1997	0.88	0.88	0.1459	0.13	10765	91.2443%	Fecal		CFU/100 mL	200	283.2	86400	-	628.5
5439000	9/12/2003	0.88	0.88	0.1459	0.13	10765	91.2443%	Fecal		CFU/100 mL	200	283.2	86400	-	628.5
5439000	2/27/2006	0.88	0.88	0.1459	0.13	10765	91.2443%	Fecal		CFU/100 mL	200	283.2	86400	-	628.5
5439000	8/19/2012	0.88	0.88	0.1459	0.13	10765	91.2443%	Fecal		CFU/100 mL	200	283.2	86400	-	628.5
5439000	12/26/2012	0.88	0.88	0.1459	0.13	10765	91.2443%	Fecal		CFU/100 mL	200	283.2	86400	-	628.5
5439000	9/2/2021	0.88	0.88	0.1459	0.13	10765	91.2443%	Fecal		CFU/100 mL	200	283.2	86400	-	628.5
5439000	9/11/1995	0.87	0.87	0.1459	0.13	10771	91.2951%	Fecal		CFU/100 mL	200	283.2	86400	-	621.3
5439000	7/27/1997	0.87	0.87	0.1459	0.13	10771	91.2951%	Fecal		CFU/100 mL	200	283.2	86400	-	621.3
5439000	10/17/2002	0.87	0.87	0.1459	0.13	10771	91.2951%	Fecal		CFU/100 mL	200	283.2	86400	-	621.3
5439000	7/31/2006	0.87	0.87	0.1459	0.13	10771	91.2951%	Fecal		CFU/100 mL	200	283.2	86400	-	621.3
5439000	9/27/2014	0.87	0.87	0.1459	0.13	10771	91.2951%	Fecal		CFU/100 mL	200	283.2	86400	-	621.3
5439000	12/6/1997	0.86	0.86	0.1459	0.13	10776	91.3375%	Fecal		CFU/100 mL	200	283.2	86400	-	614.2
5439000	9/19/1999	0.86	0.86	0.1459	0.13	10776	91.3375%	Fecal		CFU/100 mL	200	283.2	86400	-	614.2
5439000	7/27/2001	0.86	0.86	0.1459	0.13	10776	91.3375%	Fecal		CFU/100 mL	200	283.2	86400	-	614.2
5439000	8/4/2001	0.86	0.86	0.1459	0.13	10776	91.3375%	Fecal		CFU/100 mL	200	283.2	86400	-	614.2
5439000	9/12/2001	0.86	0.86	0.1459	0.13	10776	91.3375%	Fecal		CFU/100 mL	200	283.2	86400	-	614.2
5439000	7/24/2002	0.86	0.86	0.1459	0.13	10776	91.3375%	Fecal		CFU/100 mL	200	283.2	86400	-	614.2
5439000	8/20/2004	0.86	0.86	0.1459	0.13	10776	91.3375%	Fecal		CFU/100 mL	200	283.2	86400	-	614.2
5439000	9/1/2004	0.86	0.86	0.1459	0.13	10776	91.3375%	Fecal		CFU/100 mL	200	283.2	86400	-	614.2
5439000	12/23/2010	0.86	0.86	0.1459	0.13	10776	91.3375%	Fecal		CFU/100 mL	200	283.2	86400	-	614.2
5439000	8/15/2012	0.86	0.86	0.1459	0.13	10776	91.3375%	Fecal		CFU/100 mL	200	283.2	86400	-	614.2
5439000	9/25/2012	0.86	0.86	0.1459	0.13	10776	91.3375%	Fecal		CFU/100 mL	200	283.2	86400	-	614.2
5439000	10/14/2015	0.86	0.86	0.1459	0.13	10776	91.3375%	Fecal		CFU/100 mL	200	283.2	86400	-	614.2
5439000	10/6/2021	0.86	0.86	0.1459	0.13	10776	91.3375%	Fecal		CFU/100 mL	200	283.2	86400	-	614.2
5439000	10/23/2021	0.86	0.86	0.1459	0.13	10776	91.3375%	Fecal		CFU/100 mL	200	283.2	86400	-	614.2
5439000	8/11/1999	0.85	0.85	0.1459	0.12	10790	91.4562%	Fecal		CFU/100 mL	200	283.2	86400	-	607.0
5439000	8/22/2001	0.85	0.85	0.1459	0.12	10790	91.4562%	Fecal		CFU/100 mL	200	283.2	86400	-	607.0
5439000	8/8/2002	0.85	0.85	0.1459	0.12	10790	91.4562%	Fecal		CFU/100 mL	200	283.2	86400	-	607.0
5439000	10/12/2002	0.85	0.85	0.1459	0.12	10790	91.4562%	Fecal		CFU/100 mL	200	283.2	86400	-	607.0
5439000	8/2/2006	0.85	0.85	0.1459	0.12	10790	91.4562%	Fecal		CFU/100 mL	200	283.2	86400	-	607.0
5439000	10/16/2006	0.85	0.85	0.1459	0.12	10790	91.4562%	Fecal		CFU/100 mL	200	283.2	86400	-	607.0
5439000	7/15/2012	0.85	0.85	0.1459	0.12	10790	91.4562%	Fecal		CFU/100 mL	200	283.2	86400	-	607.0
5439000	10/11/2012	0.85	0.85	0.1459	0.12	10790	91.4562%	Fecal		CFU/100 mL	200	283.2	86400	-	607.0
5439000	1/21/2013	0.85	0.85	0.1459	0.12	10790	91.4562%	Fecal		CFU/100 mL	200	283.2	86400	-	607.0
5439000	1/24/2013	0.85	0.85	0.1459	0.12	10790	91.4562%	Fecal		CFU/100 mL	200	283.2	86400	-	607.0
5439000	9/1/1995	0.84	0.84	0.1459	0.12	10800	91.5409%	Fecal		CFU/100 mL	200	283.2	86400	-	599.9

Gage ID	Date	Discharge (CFS)	Gage Discharge (less Surrogate NPDES) (CFS)	Watershed Area Ratio	Calculated flow (CFS)	Rank	Flow Exceedance %	Parameter	Results	Units (mg or micro_gram	Limit/Standard	100mL/CF	sec/day	Actual Load (million colonies/day)	Allowable Load (million colonies/day)
5439000	8/13/1997	0.84	0.84	0.1459	0.12	10800	91.5409%	Fecal		CFU/100 mL	200	283.2	86400	-	599.9
5439000	8/20/2001	0.84	0.84	0.1459	0.12	10800	91.5409%	Fecal		CFU/100 mL	200	283.2	86400	-	599.9
5439000	8/26/2001	0.84	0.84	0.1459	0.12	10800	91.5409%	Fecal		CFU/100 mL	200	283.2	86400	-	599.9
5439000	9/3/2001	0.84	0.84	0.1459	0.12	10800	91.5409%	Fecal		CFU/100 mL	200	283.2	86400	-	599.9
5439000	11/17/2004	0.84	0.84	0.1459	0.12	10800	91.5409%	Fecal		CFU/100 mL	200	283.2	86400	-	599.9
5439000	10/14/2006	0.84	0.84	0.1459	0.12	10800	91.5409%	Fecal		CFU/100 mL	200	283.2	86400	-	599.9
5439000	10/8/2020	0.84	0.84	0.1459	0.12	10800	91.5409%	Fecal		CFU/100 mL	200	283.2	86400	-	599.9
5439000	9/13/2003	0.83	0.83	0.1459	0.12	10808	91.6087%	Fecal		CFU/100 mL	200	283.2	86400	-	592.7
5439000	2/28/2006	0.83	0.83	0.1459	0.12	10808	91.6087%	Fecal		CFU/100 mL	200	283.2	86400	-	592.7
5439000	9/16/2010	0.83	0.83	0.1459	0.12	10808	91.6087%	Fecal		CFU/100 mL	200	283.2	86400	-	592.7
5439000	9/20/2013	0.83	0.83	0.1459	0.12	10808	91.6087%	Fecal		CFU/100 mL	200	283.2	86400	-	592.7
5439000	10/24/2013	0.83	0.83	0.1459	0.12	10808	91.6087%	Fecal		CFU/100 mL	200	283.2	86400	-	592.7
5439000	10/1/2002	0.82	0.82	0.1459	0.12	10813	91.6511%	Fecal		CFU/100 mL	200	283.2	86400	-	585.6
5439000	3/11/2003	0.82	0.82	0.1459	0.12	10813	91.6511%	Fecal		CFU/100 mL	200	283.2	86400	-	585.6
5439000	4/29/2003	0.82	0.82	0.1459	0.12	10813	91.6511%	Fecal		CFU/100 mL	200	283.2	86400	-	585.6
5439000	10/29/2003	0.82	0.82	0.1459	0.12	10813	91.6511%	Fecal		CFU/100 mL	200	283.2	86400	-	585.6
5439000	11/14/2012	0.82	0.82	0.1459	0.12	10813	91.6511%	Fecal		CFU/100 mL	200	283.2	86400	-	585.6
5439000	9/11/2002	0.81	0.81	0.1459	0.12	10818	91.6935%	Fecal		CFU/100 mL	200	283.2	86400	-	578.5
5439000	10/11/2002	0.81	0.81	0.1459	0.12	10818	91.6935%	Fecal		CFU/100 mL	200	283.2	86400	-	578.5
5439000	11/1/2003	0.81	0.81	0.1459	0.12	10818	91.6935%	Fecal		CFU/100 mL	200	283.2	86400	-	578.5
5439000	11/17/2005	0.81	0.81	0.1459	0.12	10818	91.6935%	Fecal		CFU/100 mL	200	283.2	86400	-	578.5
5439000	10/17/2010	0.81	0.81	0.1459	0.12	10818	91.6935%	Fecal		CFU/100 mL	200	283.2	86400	-	578.5
5439000	11/29/2013	0.81	0.81	0.1459	0.12	10818	91.6935%	Fecal		CFU/100 mL	200	283.2	86400	-	578.5
5439000	7/31/2001	0.8	0.8	0.1459	0.12	10824	91.7444%	Fecal		CFU/100 mL	200	283.2	86400	-	571.3
5439000	8/5/2001	0.8	0.8	0.1459	0.12	10824	91.7444%	Fecal		CFU/100 mL	200	283.2	86400	-	571.3
5439000	7/23/2002	0.8	0.8	0.1459	0.12	10824	91.7444%	Fecal		CFU/100 mL	200	283.2	86400	-	571.3
5439000	11/15/2004	0.8	0.8	0.1459	0.12	10824	91.7444%	Fecal		CFU/100 mL	200	283.2	86400	-	571.3
5439000	1/22/2013	0.8	0.8	0.1459	0.12	10824	91.7444%	Fecal		CFU/100 mL	200	283.2	86400	-	571.3
5439000	1/23/2013	0.8	0.8	0.1459	0.12	10824	91.7444%	Fecal		CFU/100 mL	200	283.2	86400	-	571.3
5439000	9/26/2003	0.79	0.79	0.1459	0.12	10830	91.7952%	Fecal		CFU/100 mL	200	283.2	86400	-	564.2
5439000	10/30/2003	0.79	0.79	0.1459	0.12	10830	91.7952%	Fecal		CFU/100 mL	200	283.2	86400	-	564.2
5439000	9/9/2004	0.79	0.79	0.1459	0.12	10830	91.7952%	Fecal		CFU/100 mL	200	283.2	86400	-	564.2
5439000	7/29/2005	0.79	0.79	0.1459	0.12	10830	91.7952%	Fecal		CFU/100 mL	200	283.2	86400	-	564.2
5439000	8/15/2005	0.79	0.79	0.1459	0.12	10830	91.7952%	Fecal		CFU/100 mL	200	283.2	86400	-	564.2
5439000	9/26/1995	0.78	0.78	0.1459	0.11	10835	91.8376%	Fecal		CFU/100 mL	200	283.2	86400	-	557.0
5439000	8/31/1999	0.78	0.78	0.1459	0.11	10835	91.8376%	Fecal		CFU/100 mL	200	283.2	86400	-	557.0
5439000	8/8/2003	0.78	0.78	0.1459	0.11	10835	91.8376%	Fecal		CFU/100 mL	200	283.2	86400	-	557.0
5439000	10/17/2003	0.78	0.78	0.1459	0.11	10835	91.8376%	Fecal		CFU/100 mL	200	283.2	86400	-	557.0
5439000	9/14/2010	0.78	0.78	0.1459	0.11	10835	91.8376%	Fecal		CFU/100 mL	200	283.2	86400	-	557.0
5439000	9/28/2014	0.78	0.78	0.1459	0.11	10835	91.8376%	Fecal		CFU/100 mL	200	283.2	86400	-	557.0
5439000	10/21/2020	0.78	0.78	0.1459	0.11	10835	91.8376%	Fecal		CFU/100 mL	200	283.2	86400	-	557.0
5439000	10/4/1997	0.77	0.77	0.1459	0.11	10842	91.8969%	Fecal		CFU/100 mL	200	283.2	86400	-	549.9
5439000	12/25/2002	0.77	0.77	0.1459	0.11	10842	91.8969%	Fecal		CFU/100 mL	200	283.2	86400	-	549.9
5439000	11/27/2005	0.77	0.77	0.1459	0.11	10842	91.8969%	Fecal		CFU/100 mL	200	283.2	86400	-	549.9
5439000	12/22/2010	0.77	0.77	0.1459	0.11	10842	91.8969%	Fecal		CFU/100 mL	200	283.2	86400	-	549.9
5439000	8/23/1992	0.76	0.76	0.1459	0.11	10846	91.9308%	Fecal		CFU/100 mL	200	283.2	86400	-	542.8
5439000	11/25/2002	0.76	0.76	0.1459	0.11	10846	91.9308%	Fecal		CFU/100 mL	200	283.2	86400	-	542.8
5439000	12/24/2002	0.76	0.76	0.1459	0.11	10846	91.9308%	Fecal		CFU/100 mL	200	283.2	86400	-	542.8
5439000	10/31/2003	0.76	0.76	0.1459	0.11	10846	91.9308%	Fecal		CFU/100 mL	200	283.2	86400	-	542.8
5439000	10/25/2013	0.76	0.76	0.1459	0.11	10846	91.9308%	Fecal		CFU/100 mL	200	283.2	86400	-	542.8
5439000	3/1/2006	0.75	0.75	0.1459	0.11	10851	91.9732%	Fecal		CFU/100 mL	200	283.2	86400	-	535.6
5439000	3/2/2006	0.75	0.75	0.1459	0.11	10851	91.9732%	Fecal		CFU/100 mL	200	283.2	86400	-	535.6
5439000	11/30/2013	0.75	0.75	0.1459	0.11	10851	91.9732%	Fecal		CFU/100 mL	200	283.2	86400	-	535.6
5439000	12/2/2013	0.75	0.75	0.1459	0.11	10851	91.9732%	Fecal		CFU/100 mL	200	283.2	86400	-	535.6
5439000	9/15/2004	0.74	0.74	0.1459	0.11	10855	92.0071%	Fecal		CFU/100 mL	200	283.2	86400	-	528.5
5439000	9/21/2006	0.74	0.74	0.1459	0.11	10855	92.0071%	Fecal		CFU/100 mL	200	283.2	86400	-	528.5
5439000	10/15/2006	0.74	0.74	0.1459	0.11	10855	92.0071%	Fecal		CFU/100 mL	200	283.2	86400	-	528.5
5439000	9/13/2012	0.74	0.74	0.1459	0.11	10855	92.0071%	Fecal		CFU/100 mL	200	283.2	86400	-	528.5
5439000	10/1/2012	0.74	0.74	0.1459	0.11	10855	92.0071%	Fecal		CFU/100 mL	200	283.2	86400	-	528.5
5439000	8/23/1991	0.73	0.73	0.1459	0.11	10860	92.0495%	Fecal		CFU/100 mL	200	283.2	86400	-	521.3
5439000	11/26/1997	0.73	0.73	0.1459	0.11	10860	92.0495%	Fecal		CFU/100 mL	200	283.2	86400	-	521.3
5439000	9/7/2004	0.73	0.73	0.1459	0.11	10860	92.0495%	Fecal		CFU/100 mL	200	283.2	86400	-	521.3
5439000	9/17/2004	0.73	0.73	0.1459	0.11	10860	92.0495%	Fecal		CFU/100 mL	200	283.2	86400	-	521.3
5439000	10/4/2012	0.73	0.73	0.1459	0.11	10860	92.0495%	Fecal		CFU/100 mL	200	283.2	86400	-	521.3
5439000	10/22/2013	0.73	0.73	0.1459	0.11	10860	92.0495%	Fecal		CFU/100 mL	200	283.2	86400	-	521.3
5439000	9/5/2001	0.72	0.72	0.1459	0.11	10866	92.1004%	Fecal		CFU/100 mL	200	283.2	86400	-	514.2
5439000	9/24/2002	0.72	0.72	0.1459	0.11	10866	92.1004%	Fecal		CFU/100 mL	200	283.2	86400	-	514.2
5439000	8/16/2004	0.72	0.72	0.1459	0.11	10866	92.1004%	Fecal		CFU/100 mL	200	283.2	86400	-	514.2
5439000	10/30/2012	0.72	0.72	0.1459	0.11	10866	92.1004%	Fecal		CFU/100 mL	200	283.2	86400	-	514.2
5439000	8/22/1992	0.71	0.71	0.1459	0.10	10870	92.1343%	Fecal		CFU/100 mL	200	283.2	86400	-	507.1
5439000	10/13/1995	0.71	0.71	0.1459	0.10	10870	92.1343%	Fecal		CFU/100 mL	200	283.2	86400	-	507.1
5439000	10/15/2015	0.71	0.71	0.1459	0.10	10870	92.1343%	Fecal		CFU/100 mL	200	283.2	86400	-	507.1
5439000	8/23/1997	0.7	0.7	0.1459	0.10	10873	92.1597%	Fecal		CFU/100 mL	200	283.2	86400	-	499.9
5439000	8/24/1997	0.7	0.7	0.1459	0.10	10873	92.1597%	Fecal		CFU/100 mL	200	283.2	86400	-	499.9
5439000	12/23/1997	0.7	0.7	0.1459	0.10	10873	92.1597%	Fecal		CFU/100 mL	200	283.2	86400	-	499.9
5439000	12/26/2002	0.7	0.7	0.1459	0.10	10873	92.1597%	Fecal		CFU/100 mL	200	283.2	86400	-	499.9
5439000	9/28/2010	0.7	0.7	0.1459	0.10	10873	92.1597%	Fecal		CFU/100 mL	200	283.2	86400	-	499.9
5439000	12/8/2012	0.7	0.7	0.1459	0.10	10873	92.1597%	Fecal		CFU/100 mL	200	283.2	86400	-	499.9
5439000	12/1/2013	0.7	0.7	0.1459	0.10	10873	92.1597%	Fecal		CFU/100 mL	200	283.2	86400	-	499.9
5439000	9/13/1998	0.69	0.69	0.1459	0.10	10880	92.2190%	Fecal		CFU/100 mL	200	283.2	86400	-	492.8
5439000	8/16/1999	0.69	0.69	0.1459	0.10	10880	92.2190%	Fecal		CFU/100 mL	200	283.2	86400	-	492.8
5439000	9/3/2004	0.69	0.69	0.1459	0.10	10880	92.2190%	Fecal		CFU/100 mL	200	283.2	86400	-	492.8
5439000	9/9/2006	0.69	0.69	0.1459	0.10	10880	92.2190%	Fecal		CFU/100 mL	200	283.2	86400	-	492.8
5439000	9/18/2011	0.69	0.69	0.1459	0.10	10880	92.2190%	Fecal		CFU/100 mL	200	283.2	86400	-	492.8
5439000	10/9/2020	0.69	0.69	0.1459	0.10	10880	92.2190%	Fecal		CFU/100 mL	200	283.2	86400	-	492.8
5439000	9/2/1995	0.68	0.68	0.1459	0.10	10886	92.2699%	Fecal		CFU/100 mL	200	283.2	86400	-	485.6
5439000	12/13/1997	0.68	0.68	0.1459	0.10	10886	92.2699%	Fecal		CFU/100 mL	200	283.2	86400	-	485.6
5439000	9/20/1999	0.68	0.68	0.1459	0.10	10886	92.2699%	Fecal		CFU/100 mL	200	283.2	86400	-	485.6
5439000	7/28/2001	0.68	0.68	0.1459	0.10	10886	92.2699%	Fecal		CFU/100 mL	200	283.2	86400	-	485.6
5439000	10/1/2006	0.68	0.68	0.1459	0.10	10886	92.2699%	Fecal		CFU/100 mL	200	283.2	86400	-	485.6

Gage ID	Date	Discharge (CFS)	Gage Discharge (less Surrogate NPDES) (CFS)	Watershed Area Ratio	Calculated flow (CFS)	Rank	Flow Exceedance %	Parameter	Results	Units (mg or micro_gram	Limit/Standard	100mL/CF	sec/day	Actual Load (million colonies/day)	Allowable Load (million colonies/day)
5439000	9/11/2012	0.68	0.68	0.1459	0.10	10886	92.2699%	Fecal		CFU/100 mL	200	283.2	86400	-	485.6
5439000	11/22/1997	0.67	0.67	0.1459	0.10	10892	92.3207%	Fecal		CFU/100 mL	200	283.2	86400	-	478.5
5439000	9/12/1999	0.67	0.67	0.1459	0.10	10892	92.3207%	Fecal		CFU/100 mL	200	283.2	86400	-	478.5
5439000	11/7/2005	0.67	0.67	0.1459	0.10	10892	92.3207%	Fecal		CFU/100 mL	200	283.2	86400	-	478.5
5439000	10/7/2006	0.67	0.67	0.1459	0.10	10892	92.3207%	Fecal		CFU/100 mL	200	283.2	86400	-	478.5
5439000	9/17/2010	0.67	0.67	0.1459	0.10	10892	92.3207%	Fecal		CFU/100 mL	200	283.2	86400	-	478.5
5439000	10/2/2012	0.67	0.67	0.1459	0.10	10892	92.3207%	Fecal		CFU/100 mL	200	283.2	86400	-	478.5
5439000	9/24/2018	0.67	0.67	0.1459	0.10	10892	92.3207%	Fecal		CFU/100 mL	200	283.2	86400	-	478.5
5439000	9/3/1999	0.66	0.66	0.1459	0.10	10899	92.3801%	Fecal		CFU/100 mL	200	283.2	86400	-	471.3
5439000	8/11/2003	0.66	0.66	0.1459	0.10	10899	92.3801%	Fecal		CFU/100 mL	200	283.2	86400	-	471.3
5439000	8/21/2004	0.66	0.66	0.1459	0.10	10899	92.3801%	Fecal		CFU/100 mL	200	283.2	86400	-	471.3
5439000	9/2/2004	0.66	0.66	0.1459	0.10	10899	92.3801%	Fecal		CFU/100 mL	200	283.2	86400	-	471.3
5439000	9/25/2005	0.66	0.66	0.1459	0.10	10899	92.3801%	Fecal		CFU/100 mL	200	283.2	86400	-	471.3
5439000	9/23/2021	0.66	0.66	0.1459	0.10	10899	92.3801%	Fecal		CFU/100 mL	200	283.2	86400	-	471.3
5439000	8/21/2001	0.65	0.65	0.1459	0.09	10905	92.4309%	Fecal		CFU/100 mL	200	283.2	86400	-	464.2
5439000	9/14/2003	0.65	0.65	0.1459	0.09	10905	92.4309%	Fecal		CFU/100 mL	200	283.2	86400	-	464.2
5439000	7/11/2005	0.65	0.65	0.1459	0.09	10905	92.4309%	Fecal		CFU/100 mL	200	283.2	86400	-	464.2
5439000	3/3/2006	0.65	0.65	0.1459	0.09	10905	92.4309%	Fecal		CFU/100 mL	200	283.2	86400	-	464.2
5439000	8/8/2006	0.65	0.65	0.1459	0.09	10905	92.4309%	Fecal		CFU/100 mL	200	283.2	86400	-	464.2
5439000	12/27/2012	0.65	0.65	0.1459	0.09	10905	92.4309%	Fecal		CFU/100 mL	200	283.2	86400	-	464.2
5439000	10/12/2020	0.65	0.65	0.1459	0.09	10905	92.4309%	Fecal		CFU/100 mL	200	283.2	86400	-	464.2
5439000	9/3/2021	0.65	0.65	0.1459	0.09	10905	92.4309%	Fecal		CFU/100 mL	200	283.2	86400	-	464.2
5439000	9/15/1994	0.64	0.64	0.1459	0.09	10913	92.4987%	Fecal		CFU/100 mL	200	283.2	86400	-	457.1
5439000	11/17/1997	0.64	0.64	0.1459	0.09	10913	92.4987%	Fecal		CFU/100 mL	200	283.2	86400	-	457.1
5439000	11/26/2002	0.64	0.64	0.1459	0.09	10913	92.4987%	Fecal		CFU/100 mL	200	283.2	86400	-	457.1
5439000	10/24/2003	0.64	0.64	0.1459	0.09	10913	92.4987%	Fecal		CFU/100 mL	200	283.2	86400	-	457.1
5439000	11/14/2005	0.64	0.64	0.1459	0.09	10913	92.4987%	Fecal		CFU/100 mL	200	283.2	86400	-	457.1
5439000	9/27/2010	0.64	0.64	0.1459	0.09	10913	92.4987%	Fecal		CFU/100 mL	200	283.2	86400	-	457.1
5439000	9/8/2017	0.64	0.64	0.1459	0.09	10913	92.4987%	Fecal		CFU/100 mL	200	283.2	86400	-	457.1
5439000	10/13/2020	0.64	0.64	0.1459	0.09	10913	92.4987%	Fecal		CFU/100 mL	200	283.2	86400	-	457.1
5439000	9/20/2021	0.64	0.64	0.1459	0.09	10913	92.4987%	Fecal		CFU/100 mL	200	283.2	86400	-	457.1
5439000	8/1/2006	0.63	0.63	0.1459	0.09	10922	92.5750%	Fecal		CFU/100 mL	200	283.2	86400	-	449.9
5439000	10/16/2015	0.63	0.63	0.1459	0.09	10922	92.5750%	Fecal		CFU/100 mL	200	283.2	86400	-	449.9
5439000	10/3/1995	0.62	0.62	0.1459	0.09	10924	92.5920%	Fecal		CFU/100 mL	200	283.2	86400	-	442.8
5439000	8/11/1997	0.62	0.62	0.1459	0.09	10924	92.5920%	Fecal		CFU/100 mL	200	283.2	86400	-	442.8
5439000	10/25/1997	0.62	0.62	0.1459	0.09	10924	92.5920%	Fecal		CFU/100 mL	200	283.2	86400	-	442.8
5439000	7/25/2002	0.62	0.62	0.1459	0.09	10924	92.5920%	Fecal		CFU/100 mL	200	283.2	86400	-	442.8
5439000	12/15/2002	0.62	0.62	0.1459	0.09	10924	92.5920%	Fecal		CFU/100 mL	200	283.2	86400	-	442.8
5439000	8/22/2004	0.62	0.62	0.1459	0.09	10924	92.5920%	Fecal		CFU/100 mL	200	283.2	86400	-	442.8
5439000	8/24/2005	0.62	0.62	0.1459	0.09	10924	92.5920%	Fecal		CFU/100 mL	200	283.2	86400	-	442.8
5439000	10/8/2006	0.62	0.62	0.1459	0.09	10924	92.5920%	Fecal		CFU/100 mL	200	283.2	86400	-	442.8
5439000	11/2/2012	0.62	0.62	0.1459	0.09	10924	92.5920%	Fecal		CFU/100 mL	200	283.2	86400	-	442.8
5439000	12/18/2012	0.62	0.62	0.1459	0.09	10924	92.5920%	Fecal		CFU/100 mL	200	283.2	86400	-	442.8
5439000	9/3/1995	0.61	0.61	0.1459	0.09	10934	92.6767%	Fecal		CFU/100 mL	200	283.2	86400	-	435.6
5439000	8/23/2001	0.61	0.61	0.1459	0.09	10934	92.6767%	Fecal		CFU/100 mL	200	283.2	86400	-	435.6
5439000	9/13/2001	0.61	0.61	0.1459	0.09	10934	92.6767%	Fecal		CFU/100 mL	200	283.2	86400	-	435.6
5439000	9/29/2006	0.61	0.61	0.1459	0.09	10934	92.6767%	Fecal		CFU/100 mL	200	283.2	86400	-	435.6
5439000	10/26/2013	0.61	0.61	0.1459	0.09	10934	92.6767%	Fecal		CFU/100 mL	200	283.2	86400	-	435.6
5439000	1/4/2014	0.61	0.61	0.1459	0.09	10934	92.6767%	Fecal		CFU/100 mL	200	283.2	86400	-	435.6
5439000	9/13/1995	0.6	0.6	0.1459	0.09	10940	92.7276%	Fecal		CFU/100 mL	200	283.2	86400	-	428.5
5439000	8/14/1997	0.6	0.6	0.1459	0.09	10940	92.7276%	Fecal		CFU/100 mL	200	283.2	86400	-	428.5
5439000	8/25/1997	0.6	0.6	0.1459	0.09	10940	92.7276%	Fecal		CFU/100 mL	200	283.2	86400	-	428.5
5439000	9/7/1997	0.6	0.6	0.1459	0.09	10940	92.7276%	Fecal		CFU/100 mL	200	283.2	86400	-	428.5
5439000	12/7/1997	0.6	0.6	0.1459	0.09	10940	92.7276%	Fecal		CFU/100 mL	200	283.2	86400	-	428.5
5439000	8/15/2004	0.6	0.6	0.1459	0.09	10940	92.7276%	Fecal		CFU/100 mL	200	283.2	86400	-	428.5
5439000	10/14/2013	0.6	0.6	0.1459	0.09	10940	92.7276%	Fecal		CFU/100 mL	200	283.2	86400	-	428.5
5439000	10/20/2013	0.6	0.6	0.1459	0.09	10940	92.7276%	Fecal		CFU/100 mL	200	283.2	86400	-	428.5
5439000	10/11/2020	0.6	0.6	0.1459	0.09	10940	92.7276%	Fecal		CFU/100 mL	200	283.2	86400	-	428.5
5439000	10/1/1997	0.59	0.59	0.1459	0.09	10949	92.8039%	Fecal		CFU/100 mL	200	283.2	86400	-	421.4
5439000	11/23/1997	0.59	0.59	0.1459	0.09	10949	92.8039%	Fecal		CFU/100 mL	200	283.2	86400	-	421.4
5439000	8/7/2001	0.59	0.59	0.1459	0.09	10949	92.8039%	Fecal		CFU/100 mL	200	283.2	86400	-	421.4
5439000	7/26/2002	0.59	0.59	0.1459	0.09	10949	92.8039%	Fecal		CFU/100 mL	200	283.2	86400	-	421.4
5439000	12/8/2010	0.59	0.59	0.1459	0.09	10949	92.8039%	Fecal		CFU/100 mL	200	283.2	86400	-	421.4
5439000	10/3/2012	0.59	0.59	0.1459	0.09	10949	92.8039%	Fecal		CFU/100 mL	200	283.2	86400	-	421.4
5439000	9/18/2013	0.59	0.59	0.1459	0.09	10949	92.8039%	Fecal		CFU/100 mL	200	283.2	86400	-	421.4
5439000	9/7/2002	0.58	0.58	0.1459	0.08	10956	92.8632%	Fecal		CFU/100 mL	200	283.2	86400	-	414.2
5439000	9/10/2002	0.58	0.58	0.1459	0.08	10956	92.8632%	Fecal		CFU/100 mL	200	283.2	86400	-	414.2
5439000	10/10/2002	0.58	0.58	0.1459	0.08	10956	92.8632%	Fecal		CFU/100 mL	200	283.2	86400	-	414.2
5439000	10/18/2003	0.58	0.58	0.1459	0.08	10956	92.8632%	Fecal		CFU/100 mL	200	283.2	86400	-	414.2
5439000	7/30/2005	0.58	0.58	0.1459	0.08	10956	92.8632%	Fecal		CFU/100 mL	200	283.2	86400	-	414.2
5439000	3/5/2006	0.58	0.58	0.1459	0.08	10956	92.8632%	Fecal		CFU/100 mL	200	283.2	86400	-	414.2
5439000	9/29/2014	0.58	0.58	0.1459	0.08	10956	92.8632%	Fecal		CFU/100 mL	200	283.2	86400	-	414.2
5439000	11/21/1997	0.57	0.57	0.1459	0.08	10963	92.9225%	Fecal		CFU/100 mL	200	283.2	86400	-	407.1
5439000	12/14/1997	0.57	0.57	0.1459	0.08	10963	92.9225%	Fecal		CFU/100 mL	200	283.2	86400	-	407.1
5439000	12/27/2002	0.57	0.57	0.1459	0.08	10963	92.9225%	Fecal		CFU/100 mL	200	283.2	86400	-	407.1
5439000	10/19/2003	0.57	0.57	0.1459	0.08	10963	92.9225%	Fecal		CFU/100 mL	200	283.2	86400	-	407.1
5439000	9/26/2005	0.57	0.57	0.1459	0.08	10963	92.9225%	Fecal		CFU/100 mL	200	283.2	86400	-	407.1
5439000	10/9/2006	0.57	0.57	0.1459	0.08	10963	92.9225%	Fecal		CFU/100 mL	200	283.2	86400	-	407.1
5439000	9/21/2011	0.57	0.57	0.1459	0.08	10963	92.9225%	Fecal		CFU/100 mL	200	283.2	86400	-	407.1
5439000	9/17/2013	0.57	0.57	0.1459	0.08	10963	92.9225%	Fecal		CFU/100 mL	200	283.2	86400	-	407.1
5439000	10/17/2015	0.57	0.57	0.1459	0.08	10963	92.9225%	Fecal		CFU/100 mL	200	283.2	86400	-	407.1
5439000	10/14/2020	0.57	0.57	0.1459	0.08	10963	92.9225%	Fecal		CFU/100 mL	200	283.2	86400	-	407.1
5439000	11/24/1997	0.56	0.56	0.1459	0.08	10973	93.0073%	Fecal		CFU/100 mL	200	283.2	86400	-	399.9
5439000	8/24/2001	0.56	0.56	0.1459	0.08	10973	93.0073%	Fecal		CFU/100 mL	200	283.2	86400	-	399.9
5439000	9/14/2002	0.56	0.56	0.1459	0.08	10973	93.0073%	Fecal		CFU/100 mL	200	283.2	86400	-	399.9
5439000	8/9/2003	0.56	0.56	0.1459	0.08	10973	93.0073%	Fecal		CFU/100 mL	200	283.2	86400	-	399.9
5439000	8/22/2003	0.56	0.56	0.1459	0.08	10973	93.0073%	Fecal		CFU/100 mL	200	283.2	86400	-	399.9
5439000	8/23/2004	0.56	0.56	0.1459	0.08	10973	93.0073%	Fecal		CFU/100 mL	200	283.2	86400	-	399.9
5439000	8/16/2005	0.56	0.56	0.1459	0.08	10973	93.0073%	Fecal		CFU/100 mL	200	283.2	86400	-	399.9
5439000	9/7/2011	0.56	0.56	0.1459	0.08	10973	93.0073%	Fecal		CFU/100 mL	200	283.2	86400	-	399.9

Gage ID	Date	Discharge (CFS)	Gage Discharge (less Surrogate NPDES) (CFS)	Watershed Area Ratio	Calculated flow (CFS)	Rank	Flow Exceedance %	Parameter	Results	Units (mg or micro_gram	Limit/Standard	100mL/CF	sec/day	Actual Load (million colonies/day)	Allowable Load (million colonies/day)
5439000	8/15/2013	0.56	0.56	0.1459	0.08	10973	93.0073%	Fecal		CFU/100 mL	200	283.2	86400	-	399.9
5439000	10/21/2013	0.56	0.56	0.1459	0.08	10973	93.0073%	Fecal		CFU/100 mL	200	283.2	86400	-	399.9
5439000	10/18/2015	0.56	0.56	0.1459	0.08	10973	93.0073%	Fecal		CFU/100 mL	200	283.2	86400	-	399.9
5439000	9/4/2021	0.56	0.56	0.1459	0.08	10973	93.0073%	Fecal		CFU/100 mL	200	283.2	86400	-	399.9
5439000	9/27/1995	0.55	0.55	0.1459	0.08	10985	93.1090%	Fecal		CFU/100 mL	200	283.2	86400	-	392.8
5439000	8/12/1997	0.55	0.55	0.1459	0.08	10985	93.1090%	Fecal		CFU/100 mL	200	283.2	86400	-	392.8
5439000	11/18/1997	0.55	0.55	0.1459	0.08	10985	93.1090%	Fecal		CFU/100 mL	200	283.2	86400	-	392.8
5439000	9/11/1998	0.55	0.55	0.1459	0.08	10985	93.1090%	Fecal		CFU/100 mL	200	283.2	86400	-	392.8
5439000	9/25/2002	0.55	0.55	0.1459	0.08	10985	93.1090%	Fecal		CFU/100 mL	200	283.2	86400	-	392.8
5439000	8/20/2012	0.55	0.55	0.1459	0.08	10985	93.1090%	Fecal		CFU/100 mL	200	283.2	86400	-	392.8
5439000	9/30/2012	0.55	0.55	0.1459	0.08	10985	93.1090%	Fecal		CFU/100 mL	200	283.2	86400	-	392.8
5439000	12/25/2013	0.55	0.55	0.1459	0.08	10985	93.1090%	Fecal		CFU/100 mL	200	283.2	86400	-	392.8
5439000	12/22/1997	0.54	0.54	0.1459	0.08	10993	93.1768%	Fecal		CFU/100 mL	200	283.2	86400	-	385.6
5439000	9/8/2002	0.54	0.54	0.1459	0.08	10993	93.1768%	Fecal		CFU/100 mL	200	283.2	86400	-	385.6
5439000	9/12/2002	0.54	0.54	0.1459	0.08	10993	93.1768%	Fecal		CFU/100 mL	200	283.2	86400	-	385.6
5439000	11/27/2002	0.54	0.54	0.1459	0.08	10993	93.1768%	Fecal		CFU/100 mL	200	283.2	86400	-	385.6
5439000	1/8/2006	0.54	0.54	0.1459	0.08	10993	93.1768%	Fecal		CFU/100 mL	200	283.2	86400	-	385.6
5439000	10/2/2010	0.54	0.54	0.1459	0.08	10993	93.1768%	Fecal		CFU/100 mL	200	283.2	86400	-	385.6
5439000	12/28/2012	0.54	0.54	0.1459	0.08	10993	93.1768%	Fecal		CFU/100 mL	200	283.2	86400	-	385.6
5439000	9/16/1994	0.53	0.53	0.1459	0.08	11000	93.2361%	Fecal		CFU/100 mL	200	283.2	86400	-	378.5
5439000	7/28/1997	0.53	0.53	0.1459	0.08	11000	93.2361%	Fecal		CFU/100 mL	200	283.2	86400	-	378.5
5439000	9/1/1999	0.53	0.53	0.1459	0.08	11000	93.2361%	Fecal		CFU/100 mL	200	283.2	86400	-	378.5
5439000	8/27/2001	0.53	0.53	0.1459	0.08	11000	93.2361%	Fecal		CFU/100 mL	200	283.2	86400	-	378.5
5439000	10/27/2004	0.53	0.53	0.1459	0.08	11000	93.2361%	Fecal		CFU/100 mL	200	283.2	86400	-	378.5
5439000	10/3/2010	0.53	0.53	0.1459	0.08	11000	93.2361%	Fecal		CFU/100 mL	200	283.2	86400	-	378.5
5439000	9/21/2013	0.53	0.53	0.1459	0.08	11000	93.2361%	Fecal		CFU/100 mL	200	283.2	86400	-	378.5
5439000	11/19/1997	0.52	0.52	0.1459	0.08	11007	93.2955%	Fecal		CFU/100 mL	200	283.2	86400	-	371.4
5439000	9/14/2001	0.52	0.52	0.1459	0.08	11007	93.2955%	Fecal		CFU/100 mL	200	283.2	86400	-	371.4
5439000	9/16/2001	0.52	0.52	0.1459	0.08	11007	93.2955%	Fecal		CFU/100 mL	200	283.2	86400	-	371.4
5439000	12/14/2002	0.52	0.52	0.1459	0.08	11007	93.2955%	Fecal		CFU/100 mL	200	283.2	86400	-	371.4
5439000	9/4/2004	0.52	0.52	0.1459	0.08	11007	93.2955%	Fecal		CFU/100 mL	200	283.2	86400	-	371.4
5439000	10/14/2004	0.52	0.52	0.1459	0.08	11007	93.2955%	Fecal		CFU/100 mL	200	283.2	86400	-	371.4
5439000	3/4/2006	0.52	0.52	0.1459	0.08	11007	93.2955%	Fecal		CFU/100 mL	200	283.2	86400	-	371.4
5439000	9/30/2006	0.52	0.52	0.1459	0.08	11007	93.2955%	Fecal		CFU/100 mL	200	283.2	86400	-	371.4
5439000	9/30/2014	0.52	0.52	0.1459	0.08	11007	93.2955%	Fecal		CFU/100 mL	200	283.2	86400	-	371.4
5439000	10/10/2020	0.52	0.52	0.1459	0.08	11007	93.2955%	Fecal		CFU/100 mL	200	283.2	86400	-	371.4
5439000	10/18/1997	0.51	0.51	0.1459	0.07	11017	93.3802%	Fecal		CFU/100 mL	200	283.2	86400	-	364.2
5439000	11/9/1997	0.51	0.51	0.1459	0.07	11017	93.3802%	Fecal		CFU/100 mL	200	283.2	86400	-	364.2
5439000	11/20/1997	0.51	0.51	0.1459	0.07	11017	93.3802%	Fecal		CFU/100 mL	200	283.2	86400	-	364.2
5439000	12/9/1997	0.51	0.51	0.1459	0.07	11017	93.3802%	Fecal		CFU/100 mL	200	283.2	86400	-	364.2
5439000	8/10/2003	0.51	0.51	0.1459	0.07	11017	93.3802%	Fecal		CFU/100 mL	200	283.2	86400	-	364.2
5439000	1/27/2006	0.51	0.51	0.1459	0.07	11017	93.3802%	Fecal		CFU/100 mL	200	283.2	86400	-	364.2
5439000	12/29/2012	0.51	0.51	0.1459	0.07	11017	93.3802%	Fecal		CFU/100 mL	200	283.2	86400	-	364.2
5439000	9/16/1995	0.5	0.5	0.1459	0.07	11024	93.4396%	Fecal		CFU/100 mL	200	283.2	86400	-	357.1
5439000	11/25/1997	0.5	0.5	0.1459	0.07	11024	93.4396%	Fecal		CFU/100 mL	200	283.2	86400	-	357.1
5439000	9/2/1999	0.5	0.5	0.1459	0.07	11024	93.4396%	Fecal		CFU/100 mL	200	283.2	86400	-	357.1
5439000	9/15/2001	0.5	0.5	0.1459	0.07	11024	93.4396%	Fecal		CFU/100 mL	200	283.2	86400	-	357.1
5439000	9/26/2002	0.5	0.5	0.1459	0.07	11024	93.4396%	Fecal		CFU/100 mL	200	283.2	86400	-	357.1
5439000	12/28/2002	0.5	0.5	0.1459	0.07	11024	93.4396%	Fecal		CFU/100 mL	200	283.2	86400	-	357.1
5439000	10/20/2003	0.5	0.5	0.1459	0.07	11024	93.4396%	Fecal		CFU/100 mL	200	283.2	86400	-	357.1
5439000	10/10/2006	0.5	0.5	0.1459	0.07	11024	93.4396%	Fecal		CFU/100 mL	200	283.2	86400	-	357.1
5439000	9/6/2013	0.5	0.5	0.1459	0.07	11024	93.4396%	Fecal		CFU/100 mL	200	283.2	86400	-	357.1
5439000	9/9/2017	0.5	0.5	0.1459	0.07	11024	93.4396%	Fecal		CFU/100 mL	200	283.2	86400	-	357.1
5439000	9/12/1995	0.49	0.49	0.1459	0.07	11034	93.5243%	Fecal		CFU/100 mL	200	283.2	86400	-	349.9
5439000	12/20/1997	0.49	0.49	0.1459	0.07	11034	93.5243%	Fecal		CFU/100 mL	200	283.2	86400	-	349.9
5439000	7/29/2001	0.49	0.49	0.1459	0.07	11034	93.5243%	Fecal		CFU/100 mL	200	283.2	86400	-	349.9
5439000	8/20/2002	0.49	0.49	0.1459	0.07	11034	93.5243%	Fecal		CFU/100 mL	200	283.2	86400	-	349.9
5439000	9/8/2004	0.49	0.49	0.1459	0.07	11034	93.5243%	Fecal		CFU/100 mL	200	283.2	86400	-	349.9
5439000	9/24/2005	0.49	0.49	0.1459	0.07	11034	93.5243%	Fecal		CFU/100 mL	200	283.2	86400	-	349.9
5439000	9/27/2005	0.49	0.49	0.1459	0.07	11034	93.5243%	Fecal		CFU/100 mL	200	283.2	86400	-	349.9
5439000	12/11/2012	0.49	0.49	0.1459	0.07	11034	93.5243%	Fecal		CFU/100 mL	200	283.2	86400	-	349.9
5439000	9/11/2017	0.49	0.49	0.1459	0.07	11034	93.5243%	Fecal		CFU/100 mL	200	283.2	86400	-	349.9
5439000	10/20/2020	0.49	0.49	0.1459	0.07	11034	93.5243%	Fecal		CFU/100 mL	200	283.2	86400	-	349.9
5439000	7/29/1997	0.48	0.48	0.1459	0.07	11044	93.6091%	Fecal		CFU/100 mL	200	283.2	86400	-	342.8
5439000	11/15/1997	0.48	0.48	0.1459	0.07	11044	93.6091%	Fecal		CFU/100 mL	200	283.2	86400	-	342.8
5439000	8/9/2002	0.48	0.48	0.1459	0.07	11044	93.6091%	Fecal		CFU/100 mL	200	283.2	86400	-	342.8
5439000	8/12/2003	0.48	0.48	0.1459	0.07	11044	93.6091%	Fecal		CFU/100 mL	200	283.2	86400	-	342.8
5439000	7/12/2005	0.48	0.48	0.1459	0.07	11044	93.6091%	Fecal		CFU/100 mL	200	283.2	86400	-	342.8
5439000	8/19/2006	0.48	0.48	0.1459	0.07	11044	93.6091%	Fecal		CFU/100 mL	200	283.2	86400	-	342.8
5439000	9/8/2011	0.48	0.48	0.1459	0.07	11044	93.6091%	Fecal		CFU/100 mL	200	283.2	86400	-	342.8
5439000	12/6/2013	0.48	0.48	0.1459	0.07	11044	93.6091%	Fecal		CFU/100 mL	200	283.2	86400	-	342.8
5439000	9/5/2021	0.48	0.48	0.1459	0.07	11044	93.6091%	Fecal		CFU/100 mL	200	283.2	86400	-	342.8
5439000	8/18/1992	0.47	0.47	0.1459	0.07	11053	93.6854%	Fecal		CFU/100 mL	200	283.2	86400	-	335.7
5439000	12/8/1997	0.47	0.47	0.1459	0.07	11053	93.6854%	Fecal		CFU/100 mL	200	283.2	86400	-	335.7
5439000	12/21/1997	0.47	0.47	0.1459	0.07	11053	93.6854%	Fecal		CFU/100 mL	200	283.2	86400	-	335.7
5439000	12/13/2002	0.47	0.47	0.1459	0.07	11053	93.6854%	Fecal		CFU/100 mL	200	283.2	86400	-	335.7
5439000	11/18/2005	0.47	0.47	0.1459	0.07	11053	93.6854%	Fecal		CFU/100 mL	200	283.2	86400	-	335.7
5439000	8/28/2013	0.47	0.47	0.1459	0.07	11053	93.6854%	Fecal		CFU/100 mL	200	283.2	86400	-	335.7
5439000	12/26/2013	0.47	0.47	0.1459	0.07	11053	93.6854%	Fecal		CFU/100 mL	200	283.2	86400	-	335.7
5439000	12/16/1997	0.46	0.46	0.1459	0.07	11060	93.7447%	Fecal		CFU/100 mL	200	283.2	86400	-	328.5
5439000	8/19/1999	0.46	0.46	0.1459	0.07	11060	93.7447%	Fecal		CFU/100 mL	200	283.2	86400	-	328.5
5439000	3/10/2003	0.46	0.46	0.1459	0.07	11060	93.7447%	Fecal		CFU/100 mL	200	283.2	86400	-	328.5
5439000	10/23/2003	0.46	0.46	0.1459	0.07	11060	93.7447%	Fecal		CFU/100 mL	200	283.2	86400	-	328.5
5439000	9/18/2004	0.46	0.46	0.1459	0.07	11060	93.7447%	Fecal		CFU/100 mL	200	283.2	86400	-	328.5
5439000	8/11/2005	0.46	0.46	0.1459	0.07	11060	93.7447%	Fecal		CFU/100 mL	200	283.2	86400	-	328.5
5439000	8/11/2006	0.46	0.46	0.1459	0.07	11060	93.7447%	Fecal		CFU/100 mL	200	283.2	86400	-	328.5
5439000	10/4/2010	0.46	0.46	0.1459	0.07	11060	93.7447%	Fecal		CFU/100 mL	200	283.2	86400	-	328.5
5439000	7/16/2012	0.46	0.46	0.1459	0.07	11060	93.7447%	Fecal		CFU/100 mL	200	283.2	86400	-	328.5
5439000	8/16/2013	0.46	0.46	0.1459	0.07	11060	93.7447%	Fecal		CFU/100 mL	200	283.2	86400	-	328.5
5439000	9/10/2017	0.46	0.46	0.1459	0.07	11060	93.7447%	Fecal		CFU/100 mL	200	283.2	86400	-	328.5

Gage ID	Date	Discharge (CFS)	Gage Discharge (less Surrogate NPDES) (CFS)	Watershed Area Ratio	Calculated flow (CFS)	Rank	Flow Exceedance %	Parameter	Results	Units (mg or micro_gram	Limit/Standard	100mL/CF	sec/day	Actual Load (million colonies/day)	Allowable Load (million colonies/day)
5439000	9/17/1995	0.45	0.45	0.1459	0.07	11071	93.8379%	Fecal		CFU/100 mL	200	283.2	86400	-	321.4
5439000	12/15/1997	0.45	0.45	0.1459	0.07	11071	93.8379%	Fecal		CFU/100 mL	200	283.2	86400	-	321.4
5439000	9/14/1999	0.45	0.45	0.1459	0.07	11071	93.8379%	Fecal		CFU/100 mL	200	283.2	86400	-	321.4
5439000	8/10/2001	0.45	0.45	0.1459	0.07	11071	93.8379%	Fecal		CFU/100 mL	200	283.2	86400	-	321.4
5439000	8/2/2002	0.45	0.45	0.1459	0.07	11071	93.8379%	Fecal		CFU/100 mL	200	283.2	86400	-	321.4
5439000	11/28/2002	0.45	0.45	0.1459	0.07	11071	93.8379%	Fecal		CFU/100 mL	200	283.2	86400	-	321.4
5439000	12/3/2005	0.45	0.45	0.1459	0.07	11071	93.8379%	Fecal		CFU/100 mL	200	283.2	86400	-	321.4
5439000	8/10/2006	0.45	0.45	0.1459	0.07	11071	93.8379%	Fecal		CFU/100 mL	200	283.2	86400	-	321.4
5439000	8/24/2008	0.45	0.45	0.1459	0.07	11071	93.8379%	Fecal		CFU/100 mL	200	283.2	86400	-	321.4
5439000	7/30/2012	0.45	0.45	0.1459	0.07	11071	93.8379%	Fecal		CFU/100 mL	200	283.2	86400	-	321.4
5439000	1/3/2013	0.45	0.45	0.1459	0.07	11071	93.8379%	Fecal		CFU/100 mL	200	283.2	86400	-	321.4
5439000	9/29/2013	0.45	0.45	0.1459	0.07	11071	93.8379%	Fecal		CFU/100 mL	200	283.2	86400	-	321.4
5439000	10/3/2005	0.44	0.44	0.1459	0.06	11083	93.9397%	Fecal		CFU/100 mL	200	283.2	86400	-	314.2
5439000	9/10/2011	0.44	0.44	0.1459	0.06	11083	93.9397%	Fecal		CFU/100 mL	200	283.2	86400	-	314.2
5439000	11/15/2012	0.44	0.44	0.1459	0.06	11083	93.9397%	Fecal		CFU/100 mL	200	283.2	86400	-	314.2
5439000	9/18/1995	0.43	0.43	0.1459	0.06	11086	93.9651%	Fecal		CFU/100 mL	200	283.2	86400	-	307.1
5439000	9/28/1995	0.43	0.43	0.1459	0.06	11086	93.9651%	Fecal		CFU/100 mL	200	283.2	86400	-	307.1
5439000	11/11/1997	0.43	0.43	0.1459	0.06	11086	93.9651%	Fecal		CFU/100 mL	200	283.2	86400	-	307.1
5439000	8/20/1999	0.43	0.43	0.1459	0.06	11086	93.9651%	Fecal		CFU/100 mL	200	283.2	86400	-	307.1
5439000	12/10/2010	0.43	0.43	0.1459	0.06	11086	93.9651%	Fecal		CFU/100 mL	200	283.2	86400	-	307.1
5439000	10/27/2013	0.43	0.43	0.1459	0.06	11086	93.9651%	Fecal		CFU/100 mL	200	283.2	86400	-	307.1
5439000	1/5/2014	0.43	0.43	0.1459	0.06	11086	93.9651%	Fecal		CFU/100 mL	200	283.2	86400	-	307.1
5439000	9/12/2017	0.43	0.43	0.1459	0.06	11086	93.9651%	Fecal		CFU/100 mL	200	283.2	86400	-	307.1
5439000	9/6/2021	0.43	0.43	0.1459	0.06	11086	93.9651%	Fecal		CFU/100 mL	200	283.2	86400	-	307.1
5439000	10/12/1995	0.42	0.42	0.1459	0.06	11095	94.0414%	Fecal		CFU/100 mL	200	283.2	86400	-	299.9
5439000	8/9/2001	0.42	0.42	0.1459	0.06	11095	94.0414%	Fecal		CFU/100 mL	200	283.2	86400	-	299.9
5439000	12/12/2002	0.42	0.42	0.1459	0.06	11095	94.0414%	Fecal		CFU/100 mL	200	283.2	86400	-	299.9
5439000	12/29/2002	0.42	0.42	0.1459	0.06	11095	94.0414%	Fecal		CFU/100 mL	200	283.2	86400	-	299.9
5439000	10/21/2003	0.42	0.42	0.1459	0.06	11095	94.0414%	Fecal		CFU/100 mL	200	283.2	86400	-	299.9
5439000	7/13/2005	0.42	0.42	0.1459	0.06	11095	94.0414%	Fecal		CFU/100 mL	200	283.2	86400	-	299.9
5439000	8/3/2012	0.42	0.42	0.1459	0.06	11095	94.0414%	Fecal		CFU/100 mL	200	283.2	86400	-	299.9
5439000	8/21/2012	0.42	0.42	0.1459	0.06	11095	94.0414%	Fecal		CFU/100 mL	200	283.2	86400	-	299.9
5439000	8/18/2013	0.42	0.42	0.1459	0.06	11095	94.0414%	Fecal		CFU/100 mL	200	283.2	86400	-	299.9
5439000	10/1/2014	0.42	0.42	0.1459	0.06	11095	94.0414%	Fecal		CFU/100 mL	200	283.2	86400	-	299.9
5439000	8/16/1991	0.41	0.41	0.1459	0.06	11105	94.1261%	Fecal		CFU/100 mL	200	283.2	86400	-	292.8
5439000	9/4/1995	0.41	0.41	0.1459	0.06	11105	94.1261%	Fecal		CFU/100 mL	200	283.2	86400	-	292.8
5439000	9/15/1995	0.41	0.41	0.1459	0.06	11105	94.1261%	Fecal		CFU/100 mL	200	283.2	86400	-	292.8
5439000	12/17/1997	0.41	0.41	0.1459	0.06	11105	94.1261%	Fecal		CFU/100 mL	200	283.2	86400	-	292.8
5439000	12/18/1997	0.41	0.41	0.1459	0.06	11105	94.1261%	Fecal		CFU/100 mL	200	283.2	86400	-	292.8
5439000	8/8/2001	0.41	0.41	0.1459	0.06	11105	94.1261%	Fecal		CFU/100 mL	200	283.2	86400	-	292.8
5439000	9/9/2002	0.41	0.41	0.1459	0.06	11105	94.1261%	Fecal		CFU/100 mL	200	283.2	86400	-	292.8
5439000	9/27/2002	0.41	0.41	0.1459	0.06	11105	94.1261%	Fecal		CFU/100 mL	200	283.2	86400	-	292.8
5439000	10/8/2004	0.41	0.41	0.1459	0.06	11105	94.1261%	Fecal		CFU/100 mL	200	283.2	86400	-	292.8
5439000	10/8/2013	0.41	0.41	0.1459	0.06	11105	94.1261%	Fecal		CFU/100 mL	200	283.2	86400	-	292.8
5439000	9/5/1995	0.4	0.4	0.1459	0.06	11115	94.2109%	Fecal		CFU/100 mL	200	283.2	86400	-	285.7
5439000	9/18/1997	0.4	0.4	0.1459	0.06	11115	94.2109%	Fecal		CFU/100 mL	200	283.2	86400	-	285.7
5439000	8/28/2001	0.4	0.4	0.1459	0.06	11115	94.2109%	Fecal		CFU/100 mL	200	283.2	86400	-	285.7
5439000	11/13/2005	0.4	0.4	0.1459	0.06	11115	94.2109%	Fecal		CFU/100 mL	200	283.2	86400	-	285.7
5439000	12/30/2005	0.4	0.4	0.1459	0.06	11115	94.2109%	Fecal		CFU/100 mL	200	283.2	86400	-	285.7
5439000	1/9/2006	0.4	0.4	0.1459	0.06	11115	94.2109%	Fecal		CFU/100 mL	200	283.2	86400	-	285.7
5439000	8/19/2013	0.4	0.4	0.1459	0.06	11115	94.2109%	Fecal		CFU/100 mL	200	283.2	86400	-	285.7
5439000	10/29/2013	0.4	0.4	0.1459	0.06	11115	94.2109%	Fecal		CFU/100 mL	200	283.2	86400	-	285.7
5439000	9/17/1994	0.39	0.39	0.1459	0.06	11123	94.2787%	Fecal		CFU/100 mL	200	283.2	86400	-	278.5
5439000	9/6/1995	0.39	0.39	0.1459	0.06	11123	94.2787%	Fecal		CFU/100 mL	200	283.2	86400	-	278.5
5439000	10/8/1997	0.39	0.39	0.1459	0.06	11123	94.2787%	Fecal		CFU/100 mL	200	283.2	86400	-	278.5
5439000	9/13/2002	0.39	0.39	0.1459	0.06	11123	94.2787%	Fecal		CFU/100 mL	200	283.2	86400	-	278.5
5439000	12/11/2002	0.39	0.39	0.1459	0.06	11123	94.2787%	Fecal		CFU/100 mL	200	283.2	86400	-	278.5
5439000	9/20/2005	0.39	0.39	0.1459	0.06	11123	94.2787%	Fecal		CFU/100 mL	200	283.2	86400	-	278.5
5439000	9/29/2010	0.39	0.39	0.1459	0.06	11123	94.2787%	Fecal		CFU/100 mL	200	283.2	86400	-	278.5
5439000	9/26/2012	0.39	0.39	0.1459	0.06	11123	94.2787%	Fecal		CFU/100 mL	200	283.2	86400	-	278.5
5439000	10/28/2013	0.39	0.39	0.1459	0.06	11123	94.2787%	Fecal		CFU/100 mL	200	283.2	86400	-	278.5
5439000	10/15/2020	0.39	0.39	0.1459	0.06	11123	94.2787%	Fecal		CFU/100 mL	200	283.2	86400	-	278.5
5439000	10/4/1995	0.38	0.38	0.1459	0.06	11133	94.3635%	Fecal		CFU/100 mL	200	283.2	86400	-	271.4
5439000	8/6/1997	0.38	0.38	0.1459	0.06	11133	94.3635%	Fecal		CFU/100 mL	200	283.2	86400	-	271.4
5439000	12/19/1997	0.38	0.38	0.1459	0.06	11133	94.3635%	Fecal		CFU/100 mL	200	283.2	86400	-	271.4
5439000	9/12/1998	0.38	0.38	0.1459	0.06	11133	94.3635%	Fecal		CFU/100 mL	200	283.2	86400	-	271.4
5439000	9/4/1999	0.38	0.38	0.1459	0.06	11133	94.3635%	Fecal		CFU/100 mL	200	283.2	86400	-	271.4
5439000	9/29/2002	0.38	0.38	0.1459	0.06	11133	94.3635%	Fecal		CFU/100 mL	200	283.2	86400	-	271.4
5439000	7/31/2005	0.38	0.38	0.1459	0.06	11133	94.3635%	Fecal		CFU/100 mL	200	283.2	86400	-	271.4
5439000	8/17/2005	0.38	0.38	0.1459	0.06	11133	94.3635%	Fecal		CFU/100 mL	200	283.2	86400	-	271.4
5439000	10/4/2005	0.38	0.38	0.1459	0.06	11133	94.3635%	Fecal		CFU/100 mL	200	283.2	86400	-	271.4
5439000	10/19/2020	0.38	0.38	0.1459	0.06	11133	94.3635%	Fecal		CFU/100 mL	200	283.2	86400	-	271.4
5439000	9/18/1994	0.37	0.37	0.1459	0.05	11143	94.4482%	Fecal		CFU/100 mL	200	283.2	86400	-	264.2
5439000	9/14/1995	0.37	0.37	0.1459	0.05	11143	94.4482%	Fecal		CFU/100 mL	200	283.2	86400	-	264.2
5439000	9/23/1997	0.37	0.37	0.1459	0.05	11143	94.4482%	Fecal		CFU/100 mL	200	283.2	86400	-	264.2
5439000	10/2/1997	0.37	0.37	0.1459	0.05	11143	94.4482%	Fecal		CFU/100 mL	200	283.2	86400	-	264.2
5439000	10/21/1997	0.37	0.37	0.1459	0.05	11143	94.4482%	Fecal		CFU/100 mL	200	283.2	86400	-	264.2
5439000	8/11/2001	0.37	0.37	0.1459	0.05	11143	94.4482%	Fecal		CFU/100 mL	200	283.2	86400	-	264.2
5439000	8/31/2001	0.37	0.37	0.1459	0.05	11143	94.4482%	Fecal		CFU/100 mL	200	283.2	86400	-	264.2
5439000	11/29/2002	0.37	0.37	0.1459	0.05	11143	94.4482%	Fecal		CFU/100 mL	200	283.2	86400	-	264.2
5439000	12/30/2002	0.37	0.37	0.1459	0.05	11143	94.4482%	Fecal		CFU/100 mL	200	283.2	86400	-	264.2
5439000	9/19/2004	0.37	0.37	0.1459	0.05	11143	94.4482%	Fecal		CFU/100 mL	200	283.2	86400	-	264.2
5439000	11/19/2005	0.37	0.37	0.1459	0.05	11143	94.4482%	Fecal		CFU/100 mL	200	283.2	86400	-	264.2
5439000	9/7/2013	0.37	0.37	0.1459	0.05	11143	94.4482%	Fecal		CFU/100 mL	200	283.2	86400	-	264.2
5439000	1/3/2014	0.37	0.37	0.1459	0.05	11143	94.4482%	Fecal		CFU/100 mL	200	283.2	86400	-	264.2
5439000	9/24/2021	0.37	0.37	0.1459	0.05	11143	94.4482%	Fecal		CFU/100 mL	200	283.2	86400	-	264.2
5439000	8/27/1997	0.36	0.36	0.1459	0.05	11157	94.5669%	Fecal		CFU/100 mL	200	283.2	86400	-	257.1
5439000	11/12/1997	0.36	0.36	0.1459	0.05	11157	94.5669%	Fecal		CFU/100 mL	200	283.2	86400	-	257.1
5439000	9/28/2002	0.36	0.36	0.1459	0.05	11157	94.5669%	Fecal		CFU/100 mL	200	283.2	86400	-	257.1
5439000	8/9/2006	0.36	0.36	0.1459	0.05	11157	94.5669%	Fecal		CFU/100 mL	200	283.2	86400	-	257.1

Gage ID	Date	Discharge (CFS)	Gage Discharge (less Surrogate NPDES) (CFS)	Watershed Area Ratio	Calculated flow (CFS)	Rank	Flow Exceedance %	Parameter	Results	Units (mg or micro_gram	Limit/Standard	100mL/CF	sec/day	Actual Load (million colonies/day)	Allowable Load (million colonies/day)
5439000	10/31/2012	0.36	0.36	0.1459	0.05	11157	94.5669%	Fecal		CFU/100 mL	200	283.2	86400	-	257.1
5439000	8/17/1999	0.35	0.35	0.1459	0.05	11162	94.6093%	Fecal		CFU/100 mL	200	283.2	86400	-	250.0
5439000	8/12/2001	0.35	0.35	0.1459	0.05	11162	94.6093%	Fecal		CFU/100 mL	200	283.2	86400	-	250.0
5439000	9/30/2002	0.35	0.35	0.1459	0.05	11162	94.6093%	Fecal		CFU/100 mL	200	283.2	86400	-	250.0
5439000	12/10/2002	0.35	0.35	0.1459	0.05	11162	94.6093%	Fecal		CFU/100 mL	200	283.2	86400	-	250.0
5439000	10/22/2003	0.35	0.35	0.1459	0.05	11162	94.6093%	Fecal		CFU/100 mL	200	283.2	86400	-	250.0
5439000	8/30/2006	0.35	0.35	0.1459	0.05	11162	94.6093%	Fecal		CFU/100 mL	200	283.2	86400	-	250.0
5439000	9/28/2012	0.35	0.35	0.1459	0.05	11162	94.6093%	Fecal		CFU/100 mL	200	283.2	86400	-	250.0
5439000	9/29/2012	0.35	0.35	0.1459	0.05	11162	94.6093%	Fecal		CFU/100 mL	200	283.2	86400	-	250.0
5439000	10/16/2013	0.35	0.35	0.1459	0.05	11162	94.6093%	Fecal		CFU/100 mL	200	283.2	86400	-	250.0
5439000	12/10/2013	0.35	0.35	0.1459	0.05	11162	94.6093%	Fecal		CFU/100 mL	200	283.2	86400	-	250.0
5439000	10/16/2020	0.35	0.35	0.1459	0.05	11162	94.6093%	Fecal		CFU/100 mL	200	283.2	86400	-	250.0
5439000	7/30/1997	0.34	0.34	0.1459	0.05	11173	94.7025%	Fecal		CFU/100 mL	200	283.2	86400	-	242.8
5439000	8/10/1997	0.34	0.34	0.1459	0.05	11173	94.7025%	Fecal		CFU/100 mL	200	283.2	86400	-	242.8
5439000	9/5/1999	0.34	0.34	0.1459	0.05	11173	94.7025%	Fecal		CFU/100 mL	200	283.2	86400	-	242.8
5439000	10/1/2004	0.34	0.34	0.1459	0.05	11173	94.7025%	Fecal		CFU/100 mL	200	283.2	86400	-	242.8
5439000	8/28/2008	0.34	0.34	0.1459	0.05	11173	94.7025%	Fecal		CFU/100 mL	200	283.2	86400	-	242.8
5439000	9/22/2013	0.34	0.34	0.1459	0.05	11173	94.7025%	Fecal		CFU/100 mL	200	283.2	86400	-	242.8
5439000	10/18/2020	0.34	0.34	0.1459	0.05	11173	94.7025%	Fecal		CFU/100 mL	200	283.2	86400	-	242.8
5439000	8/30/1997	0.33	0.33	0.1459	0.05	11180	94.7618%	Fecal		CFU/100 mL	200	283.2	86400	-	235.7
5439000	8/31/1997	0.33	0.33	0.1459	0.05	11180	94.7618%	Fecal		CFU/100 mL	200	283.2	86400	-	235.7
5439000	9/2/1997	0.33	0.33	0.1459	0.05	11180	94.7618%	Fecal		CFU/100 mL	200	283.2	86400	-	235.7
5439000	9/24/1997	0.33	0.33	0.1459	0.05	11180	94.7618%	Fecal		CFU/100 mL	200	283.2	86400	-	235.7
5439000	8/10/2002	0.33	0.33	0.1459	0.05	11180	94.7618%	Fecal		CFU/100 mL	200	283.2	86400	-	235.7
5439000	9/20/2004	0.33	0.33	0.1459	0.05	11180	94.7618%	Fecal		CFU/100 mL	200	283.2	86400	-	235.7
5439000	9/11/2011	0.33	0.33	0.1459	0.05	11180	94.7618%	Fecal		CFU/100 mL	200	283.2	86400	-	235.7
5439000	9/27/2012	0.33	0.33	0.1459	0.05	11180	94.7618%	Fecal		CFU/100 mL	200	283.2	86400	-	235.7
5439000	11/3/2012	0.33	0.33	0.1459	0.05	11180	94.7618%	Fecal		CFU/100 mL	200	283.2	86400	-	235.7
5439000	9/7/2021	0.33	0.33	0.1459	0.05	11180	94.7618%	Fecal		CFU/100 mL	200	283.2	86400	-	235.7
5439000	8/7/1997	0.32	0.32	0.1459	0.05	11190	94.8466%	Fecal		CFU/100 mL	200	283.2	86400	-	228.5
5439000	8/26/1997	0.32	0.32	0.1459	0.05	11190	94.8466%	Fecal		CFU/100 mL	200	283.2	86400	-	228.5
5439000	10/5/1997	0.32	0.32	0.1459	0.05	11190	94.8466%	Fecal		CFU/100 mL	200	283.2	86400	-	228.5
5439000	9/21/1999	0.32	0.32	0.1459	0.05	11190	94.8466%	Fecal		CFU/100 mL	200	283.2	86400	-	228.5
5439000	8/11/2002	0.32	0.32	0.1459	0.05	11190	94.8466%	Fecal		CFU/100 mL	200	283.2	86400	-	228.5
5439000	12/31/2002	0.32	0.32	0.1459	0.05	11190	94.8466%	Fecal		CFU/100 mL	200	283.2	86400	-	228.5
5439000	10/28/2004	0.32	0.32	0.1459	0.05	11190	94.8466%	Fecal		CFU/100 mL	200	283.2	86400	-	228.5
5439000	7/16/2005	0.32	0.32	0.1459	0.05	11190	94.8466%	Fecal		CFU/100 mL	200	283.2	86400	-	228.5
5439000	11/8/2005	0.32	0.32	0.1459	0.05	11190	94.8466%	Fecal		CFU/100 mL	200	283.2	86400	-	228.5
5439000	8/29/2008	0.32	0.32	0.1459	0.05	11190	94.8466%	Fecal		CFU/100 mL	200	283.2	86400	-	228.5
5439000	12/19/2012	0.32	0.32	0.1459	0.05	11190	94.8466%	Fecal		CFU/100 mL	200	283.2	86400	-	228.5
5439000	8/17/2013	0.32	0.32	0.1459	0.05	11190	94.8466%	Fecal		CFU/100 mL	200	283.2	86400	-	228.5
5439000	9/8/2013	0.32	0.32	0.1459	0.05	11190	94.8466%	Fecal		CFU/100 mL	200	283.2	86400	-	228.5
5439000	9/9/2013	0.32	0.32	0.1459	0.05	11190	94.8466%	Fecal		CFU/100 mL	200	283.2	86400	-	228.5
5439000	10/17/2020	0.32	0.32	0.1459	0.05	11190	94.8466%	Fecal		CFU/100 mL	200	283.2	86400	-	228.5
5439000	9/8/2021	0.32	0.32	0.1459	0.05	11190	94.8466%	Fecal		CFU/100 mL	200	283.2	86400	-	228.5
5439000	8/20/1992	0.31	0.31	0.1459	0.05	11206	94.9822%	Fecal		CFU/100 mL	200	283.2	86400	-	221.4
5439000	8/28/1997	0.31	0.31	0.1459	0.05	11206	94.9822%	Fecal		CFU/100 mL	200	283.2	86400	-	221.4
5439000	9/4/1997	0.31	0.31	0.1459	0.05	11206	94.9822%	Fecal		CFU/100 mL	200	283.2	86400	-	221.4
5439000	9/15/1997	0.31	0.31	0.1459	0.05	11206	94.9822%	Fecal		CFU/100 mL	200	283.2	86400	-	221.4
5439000	9/30/1997	0.31	0.31	0.1459	0.05	11206	94.9822%	Fecal		CFU/100 mL	200	283.2	86400	-	221.4
5439000	10/3/1997	0.31	0.31	0.1459	0.05	11206	94.9822%	Fecal		CFU/100 mL	200	283.2	86400	-	221.4
5439000	8/15/2001	0.31	0.31	0.1459	0.05	11206	94.9822%	Fecal		CFU/100 mL	200	283.2	86400	-	221.4
5439000	9/12/2004	0.31	0.31	0.1459	0.05	11206	94.9822%	Fecal		CFU/100 mL	200	283.2	86400	-	221.4
5439000	9/25/2021	0.31	0.31	0.1459	0.05	11206	94.9822%	Fecal		CFU/100 mL	200	283.2	86400	-	221.4
5439000	9/19/1994	0.3	0.3	0.1459	0.04	11215	95.0585%	Fecal		CFU/100 mL	200	283.2	86400	-	214.2
5439000	8/29/1997	0.3	0.3	0.1459	0.04	11215	95.0585%	Fecal		CFU/100 mL	200	283.2	86400	-	214.2
5439000	9/29/1997	0.3	0.3	0.1459	0.04	11215	95.0585%	Fecal		CFU/100 mL	200	283.2	86400	-	214.2
5439000	8/29/2001	0.3	0.3	0.1459	0.04	11215	95.0585%	Fecal		CFU/100 mL	200	283.2	86400	-	214.2
5439000	12/9/2002	0.3	0.3	0.1459	0.04	11215	95.0585%	Fecal		CFU/100 mL	200	283.2	86400	-	214.2
5439000	9/2/2003	0.3	0.3	0.1459	0.04	11215	95.0585%	Fecal		CFU/100 mL	200	283.2	86400	-	214.2
5439000	11/20/2005	0.3	0.3	0.1459	0.04	11215	95.0585%	Fecal		CFU/100 mL	200	283.2	86400	-	214.2
5439000	11/1/2012	0.3	0.3	0.1459	0.04	11215	95.0585%	Fecal		CFU/100 mL	200	283.2	86400	-	214.2
5439000	12/12/2013	0.3	0.3	0.1459	0.04	11215	95.0585%	Fecal		CFU/100 mL	200	283.2	86400	-	214.2
5439000	8/9/1997	0.29	0.29	0.1459	0.04	11224	95.1348%	Fecal		CFU/100 mL	200	283.2	86400	-	207.1
5439000	9/5/1997	0.29	0.29	0.1459	0.04	11224	95.1348%	Fecal		CFU/100 mL	200	283.2	86400	-	207.1
5439000	9/27/1997	0.29	0.29	0.1459	0.04	11224	95.1348%	Fecal		CFU/100 mL	200	283.2	86400	-	207.1
5439000	9/28/1997	0.29	0.29	0.1459	0.04	11224	95.1348%	Fecal		CFU/100 mL	200	283.2	86400	-	207.1
5439000	8/13/2001	0.29	0.29	0.1459	0.04	11224	95.1348%	Fecal		CFU/100 mL	200	283.2	86400	-	207.1
5439000	8/30/2001	0.29	0.29	0.1459	0.04	11224	95.1348%	Fecal		CFU/100 mL	200	283.2	86400	-	207.1
5439000	12/8/2002	0.29	0.29	0.1459	0.04	11224	95.1348%	Fecal		CFU/100 mL	200	283.2	86400	-	207.1
5439000	9/15/2003	0.29	0.29	0.1459	0.04	11224	95.1348%	Fecal		CFU/100 mL	200	283.2	86400	-	207.1
5439000	9/28/2003	0.29	0.29	0.1459	0.04	11224	95.1348%	Fecal		CFU/100 mL	200	283.2	86400	-	207.1
5439000	7/14/2005	0.29	0.29	0.1459	0.04	11224	95.1348%	Fecal		CFU/100 mL	200	283.2	86400	-	207.1
5439000	1/10/2006	0.29	0.29	0.1459	0.04	11224	95.1348%	Fecal		CFU/100 mL	200	283.2	86400	-	207.1
5439000	9/9/2011	0.29	0.29	0.1459	0.04	11224	95.1348%	Fecal		CFU/100 mL	200	283.2	86400	-	207.1
5439000	9/12/2012	0.29	0.29	0.1459	0.04	11224	95.1348%	Fecal		CFU/100 mL	200	283.2	86400	-	207.1
5439000	11/16/2012	0.29	0.29	0.1459	0.04	11224	95.1348%	Fecal		CFU/100 mL	200	283.2	86400	-	207.1
5439000	12/30/2012	0.29	0.29	0.1459	0.04	11224	95.1348%	Fecal		CFU/100 mL	200	283.2	86400	-	207.1
5439000	1/9/2013	0.29	0.29	0.1459	0.04	11224	95.1348%	Fecal		CFU/100 mL	200	283.2	86400	-	207.1
5439000	12/27/2013	0.29	0.29	0.1459	0.04	11224	95.1348%	Fecal		CFU/100 mL	200	283.2	86400	-	207.1
5439000	9/3/1997	0.28	0.28	0.1459	0.04	11241	95.2789%	Fecal		CFU/100 mL	200	283.2	86400	-	200.0
5439000	10/22/1997	0.28	0.28	0.1459	0.04	11241	95.2789%	Fecal		CFU/100 mL	200	283.2	86400	-	200.0
5439000	8/21/1999	0.28	0.28	0.1459	0.04	11241	95.2789%	Fecal		CFU/100 mL	200	283.2	86400	-	200.0
5439000	8/14/2001	0.28	0.28	0.1459	0.04	11241	95.2789%	Fecal		CFU/100 mL	200	283.2	86400	-	200.0
5439000	9/1/2001	0.28	0.28	0.1459	0.04	11241	95.2789%	Fecal		CFU/100 mL	200	283.2	86400	-	200.0
5439000	9/15/2002	0.28	0.28	0.1459	0.04	11241	95.2789%	Fecal		CFU/100 mL	200	283.2	86400	-	200.0
5439000	11/30/2002	0.28	0.28	0.1459	0.04	11241	95.2789%	Fecal		CFU/100 mL	200	283.2	86400	-	200.0
5439000	1/1/2003	0.28	0.28	0.1459	0.04	11241	95.2789%	Fecal		CFU/100 mL	200	283.2	86400	-	200.0
5439000	9/10/2004	0.28	0.28	0.1459	0.04	11241	95.2789%	Fecal		CFU/100 mL	200	283.2	86400	-	200.0
5439000	9/19/2005	0.28	0.28	0.1459	0.04	11241	95.2789%	Fecal		CFU/100 mL	200	283.2	86400	-	200.0

Gage ID	Date	Discharge (CFS)	Gage Discharge (less Surrogate NPDES) (CFS)	Watershed Area Ratio	Calculated flow (CFS)	Rank	Flow Exceedance %	Parameter	Results	Units (mg or micro_gram	Limit/Standard	100mL/CF	sec/day	Actual Load (million colonies/day)	Allowable Load (million colonies/day)
5439000	9/12/2011	0.28	0.28	0.1459	0.04	11241	95.2789%	Fecal		CFU/100 mL	200	283.2	86400	-	200.0
5439000	12/28/2013	0.28	0.28	0.1459	0.04	11241	95.2789%	Fecal		CFU/100 mL	200	283.2	86400	-	200.0
5439000	10/2/2014	0.28	0.28	0.1459	0.04	11241	95.2789%	Fecal		CFU/100 mL	200	283.2	86400	-	200.0
5439000	9/6/1997	0.27	0.27	0.1459	0.04	11254	95.3890%	Fecal		CFU/100 mL	200	283.2	86400	-	192.8
5439000	10/10/1997	0.27	0.27	0.1459	0.04	11254	95.3890%	Fecal		CFU/100 mL	200	283.2	86400	-	192.8
5439000	9/6/1999	0.27	0.27	0.1459	0.04	11254	95.3890%	Fecal		CFU/100 mL	200	283.2	86400	-	192.8
5439000	9/2/2001	0.27	0.27	0.1459	0.04	11254	95.3890%	Fecal		CFU/100 mL	200	283.2	86400	-	192.8
5439000	12/7/2002	0.27	0.27	0.1459	0.04	11254	95.3890%	Fecal		CFU/100 mL	200	283.2	86400	-	192.8
5439000	9/21/2004	0.27	0.27	0.1459	0.04	11254	95.3890%	Fecal		CFU/100 mL	200	283.2	86400	-	192.8
5439000	10/9/2004	0.27	0.27	0.1459	0.04	11254	95.3890%	Fecal		CFU/100 mL	200	283.2	86400	-	192.8
5439000	12/4/2005	0.27	0.27	0.1459	0.04	11254	95.3890%	Fecal		CFU/100 mL	200	283.2	86400	-	192.8
5439000	9/13/2017	0.27	0.27	0.1459	0.04	11254	95.3890%	Fecal		CFU/100 mL	200	283.2	86400	-	192.8
5439000	9/17/2017	0.27	0.27	0.1459	0.04	11254	95.3890%	Fecal		CFU/100 mL	200	283.2	86400	-	192.8
5439000	8/18/1999	0.26	0.26	0.1459	0.04	11264	95.4738%	Fecal		CFU/100 mL	200	283.2	86400	-	185.7
5439000	3/9/2003	0.26	0.26	0.1459	0.04	11264	95.4738%	Fecal		CFU/100 mL	200	283.2	86400	-	185.7
5439000	9/1/2003	0.26	0.26	0.1459	0.04	11264	95.4738%	Fecal		CFU/100 mL	200	283.2	86400	-	185.7
5439000	7/15/2005	0.26	0.26	0.1459	0.04	11264	95.4738%	Fecal		CFU/100 mL	200	283.2	86400	-	185.7
5439000	8/12/2006	0.26	0.26	0.1459	0.04	11264	95.4738%	Fecal		CFU/100 mL	200	283.2	86400	-	185.7
5439000	10/8/2010	0.26	0.26	0.1459	0.04	11264	95.4738%	Fecal		CFU/100 mL	200	283.2	86400	-	185.7
5439000	8/9/2012	0.26	0.26	0.1459	0.04	11264	95.4738%	Fecal		CFU/100 mL	200	283.2	86400	-	185.7
5439000	10/5/2012	0.26	0.26	0.1459	0.04	11264	95.4738%	Fecal		CFU/100 mL	200	283.2	86400	-	185.7
5439000	9/23/2013	0.26	0.26	0.1459	0.04	11264	95.4738%	Fecal		CFU/100 mL	200	283.2	86400	-	185.7
5439000	10/9/2013	0.26	0.26	0.1459	0.04	11264	95.4738%	Fecal		CFU/100 mL	200	283.2	86400	-	185.7
5439000	12/29/2013	0.26	0.26	0.1459	0.04	11264	95.4738%	Fecal		CFU/100 mL	200	283.2	86400	-	185.7
5439000	9/9/2021	0.26	0.26	0.1459	0.04	11264	95.4738%	Fecal		CFU/100 mL	200	283.2	86400	-	185.7
5439000	8/5/1997	0.25	0.25	0.1459	0.04	11276	95.5755%	Fecal		CFU/100 mL	200	283.2	86400	-	178.5
5439000	10/23/1997	0.25	0.25	0.1459	0.04	11276	95.5755%	Fecal		CFU/100 mL	200	283.2	86400	-	178.5
5439000	11/13/1997	0.25	0.25	0.1459	0.04	11276	95.5755%	Fecal		CFU/100 mL	200	283.2	86400	-	178.5
5439000	12/1/2002	0.25	0.25	0.1459	0.04	11276	95.5755%	Fecal		CFU/100 mL	200	283.2	86400	-	178.5
5439000	1/2/2003	0.25	0.25	0.1459	0.04	11276	95.5755%	Fecal		CFU/100 mL	200	283.2	86400	-	178.5
5439000	7/17/2005	0.25	0.25	0.1459	0.04	11276	95.5755%	Fecal		CFU/100 mL	200	283.2	86400	-	178.5
5439000	8/25/2005	0.25	0.25	0.1459	0.04	11276	95.5755%	Fecal		CFU/100 mL	200	283.2	86400	-	178.5
5439000	9/28/2005	0.25	0.25	0.1459	0.04	11276	95.5755%	Fecal		CFU/100 mL	200	283.2	86400	-	178.5
5439000	1/11/2006	0.25	0.25	0.1459	0.04	11276	95.5755%	Fecal		CFU/100 mL	200	283.2	86400	-	178.5
5439000	7/17/2012	0.25	0.25	0.1459	0.04	11276	95.5755%	Fecal		CFU/100 mL	200	283.2	86400	-	178.5
5439000	8/8/2012	0.25	0.25	0.1459	0.04	11276	95.5755%	Fecal		CFU/100 mL	200	283.2	86400	-	178.5
5439000	9/30/2013	0.25	0.25	0.1459	0.04	11276	95.5755%	Fecal		CFU/100 mL	200	283.2	86400	-	178.5
5439000	9/10/2021	0.25	0.25	0.1459	0.04	11276	95.5755%	Fecal		CFU/100 mL	200	283.2	86400	-	178.5
5439000	9/8/1997	0.24	0.24	0.1459	0.04	11289	95.6857%	Fecal		CFU/100 mL	200	283.2	86400	-	171.4
5439000	9/8/1999	0.24	0.24	0.1459	0.04	11289	95.6857%	Fecal		CFU/100 mL	200	283.2	86400	-	171.4
5439000	9/16/1999	0.24	0.24	0.1459	0.04	11289	95.6857%	Fecal		CFU/100 mL	200	283.2	86400	-	171.4
5439000	12/6/2002	0.24	0.24	0.1459	0.04	11289	95.6857%	Fecal		CFU/100 mL	200	283.2	86400	-	171.4
5439000	8/13/2003	0.24	0.24	0.1459	0.04	11289	95.6857%	Fecal		CFU/100 mL	200	283.2	86400	-	171.4
5439000	8/23/2003	0.24	0.24	0.1459	0.04	11289	95.6857%	Fecal		CFU/100 mL	200	283.2	86400	-	171.4
5439000	9/11/2004	0.24	0.24	0.1459	0.04	11289	95.6857%	Fecal		CFU/100 mL	200	283.2	86400	-	171.4
5439000	9/13/2004	0.24	0.24	0.1459	0.04	11289	95.6857%	Fecal		CFU/100 mL	200	283.2	86400	-	171.4
5439000	8/1/2005	0.24	0.24	0.1459	0.04	11289	95.6857%	Fecal		CFU/100 mL	200	283.2	86400	-	171.4
5439000	8/26/2005	0.24	0.24	0.1459	0.04	11289	95.6857%	Fecal		CFU/100 mL	200	283.2	86400	-	171.4
5439000	11/21/2005	0.24	0.24	0.1459	0.04	11289	95.6857%	Fecal		CFU/100 mL	200	283.2	86400	-	171.4
5439000	8/20/2006	0.24	0.24	0.1459	0.04	11289	95.6857%	Fecal		CFU/100 mL	200	283.2	86400	-	171.4
5439000	11/4/2012	0.24	0.24	0.1459	0.04	11289	95.6857%	Fecal		CFU/100 mL	200	283.2	86400	-	171.4
5439000	1/8/2013	0.24	0.24	0.1459	0.04	11289	95.6857%	Fecal		CFU/100 mL	200	283.2	86400	-	171.4
5439000	10/15/2013	0.24	0.24	0.1459	0.04	11289	95.6857%	Fecal		CFU/100 mL	200	283.2	86400	-	171.4
5439000	12/7/2013	0.24	0.24	0.1459	0.04	11289	95.6857%	Fecal		CFU/100 mL	200	283.2	86400	-	171.4
5439000	9/14/2017	0.24	0.24	0.1459	0.04	11289	95.6857%	Fecal		CFU/100 mL	200	283.2	86400	-	171.4
5439000	8/8/1997	0.23	0.23	0.1459	0.03	11306	95.8298%	Fecal		CFU/100 mL	200	283.2	86400	-	164.3
5439000	9/10/1997	0.23	0.23	0.1459	0.03	11306	95.8298%	Fecal		CFU/100 mL	200	283.2	86400	-	164.3
5439000	8/22/1999	0.23	0.23	0.1459	0.03	11306	95.8298%	Fecal		CFU/100 mL	200	283.2	86400	-	164.3
5439000	10/16/2004	0.23	0.23	0.1459	0.03	11306	95.8298%	Fecal		CFU/100 mL	200	283.2	86400	-	164.3
5439000	1/12/2006	0.23	0.23	0.1459	0.03	11306	95.8298%	Fecal		CFU/100 mL	200	283.2	86400	-	164.3
5439000	1/26/2006	0.23	0.23	0.1459	0.03	11306	95.8298%	Fecal		CFU/100 mL	200	283.2	86400	-	164.3
5439000	11/7/2012	0.23	0.23	0.1459	0.03	11306	95.8298%	Fecal		CFU/100 mL	200	283.2	86400	-	164.3
5439000	12/31/2012	0.23	0.23	0.1459	0.03	11306	95.8298%	Fecal		CFU/100 mL	200	283.2	86400	-	164.3
5439000	12/30/2013	0.23	0.23	0.1459	0.03	11306	95.8298%	Fecal		CFU/100 mL	200	283.2	86400	-	164.3
5439000	1/2/2014	0.23	0.23	0.1459	0.03	11306	95.8298%	Fecal		CFU/100 mL	200	283.2	86400	-	164.3
5439000	9/9/1997	0.22	0.22	0.1459	0.03	11316	95.9146%	Fecal		CFU/100 mL	200	283.2	86400	-	157.1
5439000	9/26/1997	0.22	0.22	0.1459	0.03	11316	95.9146%	Fecal		CFU/100 mL	200	283.2	86400	-	157.1
5439000	10/6/1997	0.22	0.22	0.1459	0.03	11316	95.9146%	Fecal		CFU/100 mL	200	283.2	86400	-	157.1
5439000	9/15/1999	0.22	0.22	0.1459	0.03	11316	95.9146%	Fecal		CFU/100 mL	200	283.2	86400	-	157.1
5439000	12/2/2002	0.22	0.22	0.1459	0.03	11316	95.9146%	Fecal		CFU/100 mL	200	283.2	86400	-	157.1
5439000	12/5/2002	0.22	0.22	0.1459	0.03	11316	95.9146%	Fecal		CFU/100 mL	200	283.2	86400	-	157.1
5439000	10/5/2005	0.22	0.22	0.1459	0.03	11316	95.9146%	Fecal		CFU/100 mL	200	283.2	86400	-	157.1
5439000	1/13/2006	0.22	0.22	0.1459	0.03	11316	95.9146%	Fecal		CFU/100 mL	200	283.2	86400	-	157.1
5439000	1/25/2006	0.22	0.22	0.1459	0.03	11316	95.9146%	Fecal		CFU/100 mL	200	283.2	86400	-	157.1
5439000	12/9/2010	0.22	0.22	0.1459	0.03	11316	95.9146%	Fecal		CFU/100 mL	200	283.2	86400	-	157.1
5439000	9/11/2021	0.22	0.22	0.1459	0.03	11316	95.9146%	Fecal		CFU/100 mL	200	283.2	86400	-	157.1
5439000	9/11/1997	0.21	0.21	0.1459	0.03	11327	96.0078%	Fecal		CFU/100 mL	200	283.2	86400	-	150.0
5439000	9/14/1997	0.21	0.21	0.1459	0.03	11327	96.0078%	Fecal		CFU/100 mL	200	283.2	86400	-	150.0
5439000	11/14/1997	0.21	0.21	0.1459	0.03	11327	96.0078%	Fecal		CFU/100 mL	200	283.2	86400	-	150.0
5439000	9/7/1999	0.21	0.21	0.1459	0.03	11327	96.0078%	Fecal		CFU/100 mL	200	283.2	86400	-	150.0
5439000	12/3/2002	0.21	0.21	0.1459	0.03	11327	96.0078%	Fecal		CFU/100 mL	200	283.2	86400	-	150.0
5439000	12/4/2002	0.21	0.21	0.1459	0.03	11327	96.0078%	Fecal		CFU/100 mL	200	283.2	86400	-	150.0
5439000	1/3/2003	0.21	0.21	0.1459	0.03	11327	96.0078%	Fecal		CFU/100 mL	200	283.2	86400	-	150.0
5439000	10/12/2003	0.21	0.21	0.1459	0.03	11327	96.0078%	Fecal		CFU/100 mL	200	283.2	86400	-	150.0
5439000	10/2/2004	0.21	0.21	0.1459	0.03	11327	96.0078%	Fecal		CFU/100 mL	200	283.2	86400	-	150.0
5439000	11/10/2005	0.21	0.21	0.1459	0.03	11327	96.0078%	Fecal		CFU/100 mL	200	283.2	86400	-	150.0
5439000	12/5/2005	0.21	0.21	0.1459	0.03	11327	96.0078%	Fecal		CFU/100 mL	200	283.2	86400	-	150.0
5439000	1/14/2006	0.21	0.21	0.1459	0.03	11327	96.0078%	Fecal		CFU/100 mL	200	283.2	86400	-	150.0
5439000	1/15/2006	0.21	0.21	0.1459	0.03	11327	96.0078%	Fecal		CFU/100 mL	200	283.2	86400	-	150.0
5439000	1/16/2006	0.21	0.21	0.1459	0.03	11327	96.0078%	Fecal		CFU/100 mL	200	283.2	86400	-	150.0

Gage ID	Date	Discharge (CFS)	Gage Discharge (less Surrogate NPDES) (CFS)	Watershed Area Ratio	Calculated flow (CFS)	Rank	Flow Exceedance %	Parameter	Results	Units (mg or micro_gram	Limit/Standard	100mL/CF	sec/day	Actual Load (million colonies/day)	Allowable Load (million colonies/day)
5439000	1/23/2006	0.21	0.21	0.1459	0.03	11327	96.0078%	Fecal		CFU/100 mL	200	283.2	86400	-	150.0
5439000	1/24/2006	0.21	0.21	0.1459	0.03	11327	96.0078%	Fecal		CFU/100 mL	200	283.2	86400	-	150.0
5439000	10/8/2012	0.21	0.21	0.1459	0.03	11327	96.0078%	Fecal		CFU/100 mL	200	283.2	86400	-	150.0
5439000	12/12/2012	0.21	0.21	0.1459	0.03	11327	96.0078%	Fecal		CFU/100 mL	200	283.2	86400	-	150.0
5439000	9/12/2021	0.21	0.21	0.1459	0.03	11327	96.0078%	Fecal		CFU/100 mL	200	283.2	86400	-	150.0
5439000	9/26/2021	0.21	0.21	0.1459	0.03	11327	96.0078%	Fecal		CFU/100 mL	200	283.2	86400	-	150.0
5439000	9/1/1997	0.2	0.2	0.1459	0.03	11347	96.1773%	Fecal		CFU/100 mL	200	283.2	86400	-	142.8
5439000	10/7/1997	0.2	0.2	0.1459	0.03	11347	96.1773%	Fecal		CFU/100 mL	200	283.2	86400	-	142.8
5439000	1/17/2006	0.2	0.2	0.1459	0.03	11347	96.1773%	Fecal		CFU/100 mL	200	283.2	86400	-	142.8
5439000	1/18/2006	0.2	0.2	0.1459	0.03	11347	96.1773%	Fecal		CFU/100 mL	200	283.2	86400	-	142.8
5439000	10/7/2012	0.2	0.2	0.1459	0.03	11347	96.1773%	Fecal		CFU/100 mL	200	283.2	86400	-	142.8
5439000	11/17/2012	0.2	0.2	0.1459	0.03	11347	96.1773%	Fecal		CFU/100 mL	200	283.2	86400	-	142.8
5439000	1/1/2013	0.2	0.2	0.1459	0.03	11347	96.1773%	Fecal		CFU/100 mL	200	283.2	86400	-	142.8
5439000	12/13/2013	0.2	0.2	0.1459	0.03	11347	96.1773%	Fecal		CFU/100 mL	200	283.2	86400	-	142.8
5439000	12/31/2013	0.2	0.2	0.1459	0.03	11347	96.1773%	Fecal		CFU/100 mL	200	283.2	86400	-	142.8
5439000	9/18/2017	0.2	0.2	0.1459	0.03	11347	96.1773%	Fecal		CFU/100 mL	200	283.2	86400	-	142.8
5439000	8/4/1997	0.19	0.19	0.1459	0.03	11357	96.2621%	Fecal		CFU/100 mL	200	283.2	86400	-	135.7
5439000	9/12/1997	0.19	0.19	0.1459	0.03	11357	96.2621%	Fecal		CFU/100 mL	200	283.2	86400	-	135.7
5439000	9/19/1997	0.19	0.19	0.1459	0.03	11357	96.2621%	Fecal		CFU/100 mL	200	283.2	86400	-	135.7
5439000	1/4/2003	0.19	0.19	0.1459	0.03	11357	96.2621%	Fecal		CFU/100 mL	200	283.2	86400	-	135.7
5439000	8/16/2003	0.19	0.19	0.1459	0.03	11357	96.2621%	Fecal		CFU/100 mL	200	283.2	86400	-	135.7
5439000	9/22/2003	0.19	0.19	0.1459	0.03	11357	96.2621%	Fecal		CFU/100 mL	200	283.2	86400	-	135.7
5439000	7/18/2005	0.19	0.19	0.1459	0.03	11357	96.2621%	Fecal		CFU/100 mL	200	283.2	86400	-	135.7
5439000	11/26/2005	0.19	0.19	0.1459	0.03	11357	96.2621%	Fecal		CFU/100 mL	200	283.2	86400	-	135.7
5439000	1/19/2006	0.19	0.19	0.1459	0.03	11357	96.2621%	Fecal		CFU/100 mL	200	283.2	86400	-	135.7
5439000	1/20/2006	0.19	0.19	0.1459	0.03	11357	96.2621%	Fecal		CFU/100 mL	200	283.2	86400	-	135.7
5439000	1/21/2006	0.19	0.19	0.1459	0.03	11357	96.2621%	Fecal		CFU/100 mL	200	283.2	86400	-	135.7
5439000	1/22/2006	0.19	0.19	0.1459	0.03	11357	96.2621%	Fecal		CFU/100 mL	200	283.2	86400	-	135.7
5439000	8/18/2006	0.19	0.19	0.1459	0.03	11357	96.2621%	Fecal		CFU/100 mL	200	283.2	86400	-	135.7
5439000	10/6/2012	0.19	0.19	0.1459	0.03	11357	96.2621%	Fecal		CFU/100 mL	200	283.2	86400	-	135.7
5439000	11/8/2012	0.19	0.19	0.1459	0.03	11357	96.2621%	Fecal		CFU/100 mL	200	283.2	86400	-	135.7
5439000	1/1/2014	0.19	0.19	0.1459	0.03	11357	96.2621%	Fecal		CFU/100 mL	200	283.2	86400	-	135.7
5439000	9/13/1997	0.18	0.18	0.1459	0.03	11373	96.3977%	Fecal		CFU/100 mL	200	283.2	86400	-	128.5
5439000	9/17/1999	0.18	0.18	0.1459	0.03	11373	96.3977%	Fecal		CFU/100 mL	200	283.2	86400	-	128.5
5439000	1/5/2003	0.18	0.18	0.1459	0.03	11373	96.3977%	Fecal		CFU/100 mL	200	283.2	86400	-	128.5
5439000	9/29/2003	0.18	0.18	0.1459	0.03	11373	96.3977%	Fecal		CFU/100 mL	200	283.2	86400	-	128.5
5439000	10/17/2004	0.18	0.18	0.1459	0.03	11373	96.3977%	Fecal		CFU/100 mL	200	283.2	86400	-	128.5
5439000	10/2/2005	0.18	0.18	0.1459	0.03	11373	96.3977%	Fecal		CFU/100 mL	200	283.2	86400	-	128.5
5439000	11/12/2005	0.18	0.18	0.1459	0.03	11373	96.3977%	Fecal		CFU/100 mL	200	283.2	86400	-	128.5
5439000	8/13/2006	0.18	0.18	0.1459	0.03	11373	96.3977%	Fecal		CFU/100 mL	200	283.2	86400	-	128.5
5439000	11/9/2012	0.18	0.18	0.1459	0.03	11373	96.3977%	Fecal		CFU/100 mL	200	283.2	86400	-	128.5
5439000	1/7/2013	0.18	0.18	0.1459	0.03	11373	96.3977%	Fecal		CFU/100 mL	200	283.2	86400	-	128.5
5439000	9/24/2013	0.18	0.18	0.1459	0.03	11373	96.3977%	Fecal		CFU/100 mL	200	283.2	86400	-	128.5
5439000	12/9/2013	0.18	0.18	0.1459	0.03	11373	96.3977%	Fecal		CFU/100 mL	200	283.2	86400	-	128.5
5439000	12/11/2013	0.18	0.18	0.1459	0.03	11373	96.3977%	Fecal		CFU/100 mL	200	283.2	86400	-	128.5
5439000	9/27/2021	0.18	0.18	0.1459	0.03	11373	96.3977%	Fecal		CFU/100 mL	200	283.2	86400	-	128.5
5439000	9/28/2021	0.18	0.18	0.1459	0.03	11373	96.3977%	Fecal		CFU/100 mL	200	283.2	86400	-	128.5
5439000	7/31/1997	0.17	0.17	0.1459	0.02	11388	96.5248%	Fecal		CFU/100 mL	200	283.2	86400	-	121.4
5439000	8/3/1997	0.17	0.17	0.1459	0.02	11388	96.5248%	Fecal		CFU/100 mL	200	283.2	86400	-	121.4
5439000	8/3/2002	0.17	0.17	0.1459	0.02	11388	96.5248%	Fecal		CFU/100 mL	200	283.2	86400	-	121.4
5439000	8/15/2003	0.17	0.17	0.1459	0.02	11388	96.5248%	Fecal		CFU/100 mL	200	283.2	86400	-	121.4
5439000	8/17/2003	0.17	0.17	0.1459	0.02	11388	96.5248%	Fecal		CFU/100 mL	200	283.2	86400	-	121.4
5439000	9/14/2004	0.17	0.17	0.1459	0.02	11388	96.5248%	Fecal		CFU/100 mL	200	283.2	86400	-	121.4
5439000	9/22/2004	0.17	0.17	0.1459	0.02	11388	96.5248%	Fecal		CFU/100 mL	200	283.2	86400	-	121.4
5439000	11/22/2005	0.17	0.17	0.1459	0.02	11388	96.5248%	Fecal		CFU/100 mL	200	283.2	86400	-	121.4
5439000	12/6/2005	0.17	0.17	0.1459	0.02	11388	96.5248%	Fecal		CFU/100 mL	200	283.2	86400	-	121.4
5439000	8/30/2008	0.17	0.17	0.1459	0.02	11388	96.5248%	Fecal		CFU/100 mL	200	283.2	86400	-	121.4
5439000	9/30/2010	0.17	0.17	0.1459	0.02	11388	96.5248%	Fecal		CFU/100 mL	200	283.2	86400	-	121.4
5439000	10/19/2010	0.17	0.17	0.1459	0.02	11388	96.5248%	Fecal		CFU/100 mL	200	283.2	86400	-	121.4
5439000	11/6/2012	0.17	0.17	0.1459	0.02	11388	96.5248%	Fecal		CFU/100 mL	200	283.2	86400	-	121.4
5439000	1/6/2014	0.17	0.17	0.1459	0.02	11388	96.5248%	Fecal		CFU/100 mL	200	283.2	86400	-	121.4
5439000	9/16/2017	0.17	0.17	0.1459	0.02	11388	96.5248%	Fecal		CFU/100 mL	200	283.2	86400	-	121.4
5439000	9/13/2021	0.17	0.17	0.1459	0.02	11388	96.5248%	Fecal		CFU/100 mL	200	283.2	86400	-	121.4
5439000	9/22/1997	0.16	0.16	0.1459	0.02	11404	96.6605%	Fecal		CFU/100 mL	200	283.2	86400	-	114.3
5439000	10/11/1997	0.16	0.16	0.1459	0.02	11404	96.6605%	Fecal		CFU/100 mL	200	283.2	86400	-	114.3
5439000	9/18/1999	0.16	0.16	0.1459	0.02	11404	96.6605%	Fecal		CFU/100 mL	200	283.2	86400	-	114.3
5439000	1/6/2003	0.16	0.16	0.1459	0.02	11404	96.6605%	Fecal		CFU/100 mL	200	283.2	86400	-	114.3
5439000	8/14/2003	0.16	0.16	0.1459	0.02	11404	96.6605%	Fecal		CFU/100 mL	200	283.2	86400	-	114.3
5439000	9/16/2005	0.16	0.16	0.1459	0.02	11404	96.6605%	Fecal		CFU/100 mL	200	283.2	86400	-	114.3
5439000	11/25/2005	0.16	0.16	0.1459	0.02	11404	96.6605%	Fecal		CFU/100 mL	200	283.2	86400	-	114.3
5439000	12/10/2005	0.16	0.16	0.1459	0.02	11404	96.6605%	Fecal		CFU/100 mL	200	283.2	86400	-	114.3
5439000	11/18/2012	0.16	0.16	0.1459	0.02	11404	96.6605%	Fecal		CFU/100 mL	200	283.2	86400	-	114.3
5439000	11/22/2012	0.16	0.16	0.1459	0.02	11404	96.6605%	Fecal		CFU/100 mL	200	283.2	86400	-	114.3
5439000	10/10/2013	0.16	0.16	0.1459	0.02	11404	96.6605%	Fecal		CFU/100 mL	200	283.2	86400	-	114.3
5439000	9/15/2017	0.16	0.16	0.1459	0.02	11404	96.6605%	Fecal		CFU/100 mL	200	283.2	86400	-	114.3
5439000	9/14/2021	0.16	0.16	0.1459	0.02	11404	96.6605%	Fecal		CFU/100 mL	200	283.2	86400	-	114.3
5439000	8/1/1997	0.15	0.15	0.1459	0.02	11417	96.7706%	Fecal		CFU/100 mL	200	283.2	86400	-	107.1
5439000	9/21/1997	0.15	0.15	0.1459	0.02	11417	96.7706%	Fecal		CFU/100 mL	200	283.2	86400	-	107.1
5439000	9/25/1997	0.15	0.15	0.1459	0.02	11417	96.7706%	Fecal		CFU/100 mL	200	283.2	86400	-	107.1
5439000	9/28/2004	0.15	0.15	0.1459	0.02	11417	96.7706%	Fecal		CFU/100 mL	200	283.2	86400	-	107.1
5439000	10/15/2004	0.15	0.15	0.1459	0.02	11417	96.7706%	Fecal		CFU/100 mL	200	283.2	86400	-	107.1
5439000	11/5/2005	0.15	0.15	0.1459	0.02	11417	96.7706%	Fecal		CFU/100 mL	200	283.2	86400	-	107.1
5439000	11/23/2005	0.15	0.15	0.1459	0.02	11417	96.7706%	Fecal		CFU/100 mL	200	283.2	86400	-	107.1
5439000	12/7/2005	0.15	0.15	0.1459	0.02	11417	96.7706%	Fecal		CFU/100 mL	200	283.2	86400	-	107.1
5439000	12/11/2005	0.15	0.15	0.1459	0.02	11417	96.7706%	Fecal		CFU/100 mL	200	283.2	86400	-	107.1
5439000	12/12/2005	0.15	0.15	0.1459	0.02	11417	96.7706%	Fecal		CFU/100 mL	200	283.2	86400	-	107.1
5439000	12/13/2005	0.15	0.15	0.1459	0.02	11417	96.7706%	Fecal		CFU/100 mL	200	283.2	86400	-	107.1
5439000	11/5/2012	0.15	0.15	0.1459	0.02	11417	96.7706%	Fecal		CFU/100 mL	200	283.2	86400	-	107.1
5439000	11/10/2012	0.15	0.15	0.1459	0.02	11417	96.7706%	Fecal		CFU/100 mL	200	283.2	86400	-	107.1
5439000	1/6/2013	0.15	0.15	0.1459	0.02	11417	96.7706%	Fecal		CFU/100 mL	200	283.2	86400	-	107.1

Gage ID	Date	Discharge (CFS)	Gage Discharge (less Surrogate NPDES) (CFS)	Watershed Area Ratio	Calculated flow (CFS)	Rank	Flow Exceedance %	Parameter	Results	Units (mg or micro_gram	Limit/Standard	100mL/CF	sec/day	Actual Load (million colonies/day)	Allowable Load (million colonies/day)
5439000	8/29/2013	0.15	0.15	0.1459	0.02	11417	96.7706%	Fecal		CFU/100 mL	200	283.2	86400	-	107.1
5439000	8/2/1997	0.14	0.14	0.1459	0.02	11432	96.8978%	Fecal		CFU/100 mL	200	283.2	86400	-	100.0
5439000	9/20/1997	0.14	0.14	0.1459	0.02	11432	96.8978%	Fecal		CFU/100 mL	200	283.2	86400	-	100.0
5439000	9/22/1999	0.14	0.14	0.1459	0.02	11432	96.8978%	Fecal		CFU/100 mL	200	283.2	86400	-	100.0
5439000	1/7/2003	0.14	0.14	0.1459	0.02	11432	96.8978%	Fecal		CFU/100 mL	200	283.2	86400	-	100.0
5439000	9/3/2003	0.14	0.14	0.1459	0.02	11432	96.8978%	Fecal		CFU/100 mL	200	283.2	86400	-	100.0
5439000	9/30/2003	0.14	0.14	0.1459	0.02	11432	96.8978%	Fecal		CFU/100 mL	200	283.2	86400	-	100.0
5439000	9/21/2005	0.14	0.14	0.1459	0.02	11432	96.8978%	Fecal		CFU/100 mL	200	283.2	86400	-	100.0
5439000	10/23/2005	0.14	0.14	0.1459	0.02	11432	96.8978%	Fecal		CFU/100 mL	200	283.2	86400	-	100.0
5439000	12/8/2005	0.14	0.14	0.1459	0.02	11432	96.8978%	Fecal		CFU/100 mL	200	283.2	86400	-	100.0
5439000	12/9/2005	0.14	0.14	0.1459	0.02	11432	96.8978%	Fecal		CFU/100 mL	200	283.2	86400	-	100.0
5439000	12/14/2005	0.14	0.14	0.1459	0.02	11432	96.8978%	Fecal		CFU/100 mL	200	283.2	86400	-	100.0
5439000	12/15/2005	0.14	0.14	0.1459	0.02	11432	96.8978%	Fecal		CFU/100 mL	200	283.2	86400	-	100.0
5439000	10/14/2010	0.14	0.14	0.1459	0.02	11432	96.8978%	Fecal		CFU/100 mL	200	283.2	86400	-	100.0
5439000	9/19/2017	0.14	0.14	0.1459	0.02	11432	96.8978%	Fecal		CFU/100 mL	200	283.2	86400	-	100.0
5439000	9/29/2021	0.14	0.14	0.1459	0.02	11432	96.8978%	Fecal		CFU/100 mL	200	283.2	86400	-	100.0
5439000	9/30/2021	0.14	0.14	0.1459	0.02	11432	96.8978%	Fecal		CFU/100 mL	200	283.2	86400	-	100.0
5439000	8/19/1992	0.13	0.13	0.1459	0.02	11448	97.0334%	Fecal		CFU/100 mL	200	283.2	86400	-	92.8
5439000	9/9/1999	0.13	0.13	0.1459	0.02	11448	97.0334%	Fecal		CFU/100 mL	200	283.2	86400	-	92.8
5439000	12/16/2005	0.13	0.13	0.1459	0.02	11448	97.0334%	Fecal		CFU/100 mL	200	283.2	86400	-	92.8
5439000	12/29/2005	0.13	0.13	0.1459	0.02	11448	97.0334%	Fecal		CFU/100 mL	200	283.2	86400	-	92.8
5439000	11/19/2012	0.13	0.13	0.1459	0.02	11448	97.0334%	Fecal		CFU/100 mL	200	283.2	86400	-	92.8
5439000	11/23/2012	0.13	0.13	0.1459	0.02	11448	97.0334%	Fecal		CFU/100 mL	200	283.2	86400	-	92.8
5439000	12/8/2013	0.13	0.13	0.1459	0.02	11448	97.0334%	Fecal		CFU/100 mL	200	283.2	86400	-	92.8
5439000	12/14/2013	0.13	0.13	0.1459	0.02	11448	97.0334%	Fecal		CFU/100 mL	200	283.2	86400	-	92.8
5439000	9/20/2017	0.13	0.13	0.1459	0.02	11448	97.0334%	Fecal		CFU/100 mL	200	283.2	86400	-	92.8
5439000	9/21/2017	0.13	0.13	0.1459	0.02	11448	97.0334%	Fecal		CFU/100 mL	200	283.2	86400	-	92.8
5439000	10/1/2021	0.13	0.13	0.1459	0.02	11448	97.0334%	Fecal		CFU/100 mL	200	283.2	86400	-	92.8
5439000	1/8/2003	0.12	0.12	0.1459	0.02	11459	97.1266%	Fecal		CFU/100 mL	200	283.2	86400	-	85.7
5439000	10/4/2004	0.12	0.12	0.1459	0.02	11459	97.1266%	Fecal		CFU/100 mL	200	283.2	86400	-	85.7
5439000	10/18/2004	0.12	0.12	0.1459	0.02	11459	97.1266%	Fecal		CFU/100 mL	200	283.2	86400	-	85.7
5439000	12/17/2005	0.12	0.12	0.1459	0.02	11459	97.1266%	Fecal		CFU/100 mL	200	283.2	86400	-	85.7
5439000	12/18/2005	0.12	0.12	0.1459	0.02	11459	97.1266%	Fecal		CFU/100 mL	200	283.2	86400	-	85.7
5439000	10/1/2010	0.12	0.12	0.1459	0.02	11459	97.1266%	Fecal		CFU/100 mL	200	283.2	86400	-	85.7
5439000	10/11/2010	0.12	0.12	0.1459	0.02	11459	97.1266%	Fecal		CFU/100 mL	200	283.2	86400	-	85.7
5439000	10/18/2010	0.12	0.12	0.1459	0.02	11459	97.1266%	Fecal		CFU/100 mL	200	283.2	86400	-	85.7
5439000	11/24/2012	0.12	0.12	0.1459	0.02	11459	97.1266%	Fecal		CFU/100 mL	200	283.2	86400	-	85.7
5439000	9/10/2013	0.12	0.12	0.1459	0.02	11459	97.1266%	Fecal		CFU/100 mL	200	283.2	86400	-	85.7
5439000	10/11/2013	0.12	0.12	0.1459	0.02	11459	97.1266%	Fecal		CFU/100 mL	200	283.2	86400	-	85.7
5439000	12/15/2013	0.12	0.12	0.1459	0.02	11459	97.1266%	Fecal		CFU/100 mL	200	283.2	86400	-	85.7
5439000	9/22/2017	0.12	0.12	0.1459	0.02	11459	97.1266%	Fecal		CFU/100 mL	200	283.2	86400	-	85.7
5439000	10/12/1997	0.11	0.11	0.1459	0.02	11472	97.2368%	Fecal		CFU/100 mL	200	283.2	86400	-	78.6
5439000	8/21/2003	0.11	0.11	0.1459	0.02	11472	97.2368%	Fecal		CFU/100 mL	200	283.2	86400	-	78.6
5439000	9/16/2003	0.11	0.11	0.1459	0.02	11472	97.2368%	Fecal		CFU/100 mL	200	283.2	86400	-	78.6
5439000	9/23/2004	0.11	0.11	0.1459	0.02	11472	97.2368%	Fecal		CFU/100 mL	200	283.2	86400	-	78.6
5439000	9/29/2004	0.11	0.11	0.1459	0.02	11472	97.2368%	Fecal		CFU/100 mL	200	283.2	86400	-	78.6
5439000	10/3/2004	0.11	0.11	0.1459	0.02	11472	97.2368%	Fecal		CFU/100 mL	200	283.2	86400	-	78.6
5439000	8/2/2005	0.11	0.11	0.1459	0.02	11472	97.2368%	Fecal		CFU/100 mL	200	283.2	86400	-	78.6
5439000	8/27/2005	0.11	0.11	0.1459	0.02	11472	97.2368%	Fecal		CFU/100 mL	200	283.2	86400	-	78.6
5439000	12/19/2005	0.11	0.11	0.1459	0.02	11472	97.2368%	Fecal		CFU/100 mL	200	283.2	86400	-	78.6
5439000	12/20/2005	0.11	0.11	0.1459	0.02	11472	97.2368%	Fecal		CFU/100 mL	200	283.2	86400	-	78.6
5439000	12/21/2005	0.11	0.11	0.1459	0.02	11472	97.2368%	Fecal		CFU/100 mL	200	283.2	86400	-	78.6
5439000	12/22/2005	0.11	0.11	0.1459	0.02	11472	97.2368%	Fecal		CFU/100 mL	200	283.2	86400	-	78.6
5439000	12/23/2005	0.11	0.11	0.1459	0.02	11472	97.2368%	Fecal		CFU/100 mL	200	283.2	86400	-	78.6
5439000	12/24/2005	0.11	0.11	0.1459	0.02	11472	97.2368%	Fecal		CFU/100 mL	200	283.2	86400	-	78.6
5439000	12/25/2005	0.11	0.11	0.1459	0.02	11472	97.2368%	Fecal		CFU/100 mL	200	283.2	86400	-	78.6
5439000	12/26/2005	0.11	0.11	0.1459	0.02	11472	97.2368%	Fecal		CFU/100 mL	200	283.2	86400	-	78.6
5439000	12/27/2005	0.11	0.11	0.1459	0.02	11472	97.2368%	Fecal		CFU/100 mL	200	283.2	86400	-	78.6
5439000	12/28/2005	0.11	0.11	0.1459	0.02	11472	97.2368%	Fecal		CFU/100 mL	200	283.2	86400	-	78.6
5439000	10/5/2010	0.11	0.11	0.1459	0.02	11472	97.2368%	Fecal		CFU/100 mL	200	283.2	86400	-	78.6
5439000	11/20/2012	0.11	0.11	0.1459	0.02	11472	97.2368%	Fecal		CFU/100 mL	200	283.2	86400	-	78.6
5439000	11/25/2012	0.11	0.11	0.1459	0.02	11472	97.2368%	Fecal		CFU/100 mL	200	283.2	86400	-	78.6
5439000	12/13/2012	0.11	0.11	0.1459	0.02	11472	97.2368%	Fecal		CFU/100 mL	200	283.2	86400	-	78.6
5439000	1/2/2013	0.11	0.11	0.1459	0.02	11472	97.2368%	Fecal		CFU/100 mL	200	283.2	86400	-	78.6
5439000	9/27/2013	0.11	0.11	0.1459	0.02	11472	97.2368%	Fecal		CFU/100 mL	200	283.2	86400	-	78.6
5439000	12/16/2013	0.11	0.11	0.1459	0.02	11472	97.2368%	Fecal		CFU/100 mL	200	283.2	86400	-	78.6
5439000	12/19/2013	0.11	0.11	0.1459	0.02	11472	97.2368%	Fecal		CFU/100 mL	200	283.2	86400	-	78.6
5439000	9/29/1995	0.1	0.1	0.1459	0.01	11498	97.4572%	Fecal		CFU/100 mL	200	283.2	86400	-	71.4
5439000	1/9/2003	0.1	0.1	0.1459	0.01	11498	97.4572%	Fecal		CFU/100 mL	200	283.2	86400	-	71.4
5439000	8/24/2003	0.1	0.1	0.1459	0.01	11498	97.4572%	Fecal		CFU/100 mL	200	283.2	86400	-	71.4
5439000	10/3/2003	0.1	0.1	0.1459	0.01	11498	97.4572%	Fecal		CFU/100 mL	200	283.2	86400	-	71.4
5439000	10/13/2003	0.1	0.1	0.1459	0.01	11498	97.4572%	Fecal		CFU/100 mL	200	283.2	86400	-	71.4
5439000	10/5/2004	0.1	0.1	0.1459	0.01	11498	97.4572%	Fecal		CFU/100 mL	200	283.2	86400	-	71.4
5439000	11/24/2005	0.1	0.1	0.1459	0.01	11498	97.4572%	Fecal		CFU/100 mL	200	283.2	86400	-	71.4
5439000	8/31/2006	0.1	0.1	0.1459	0.01	11498	97.4572%	Fecal		CFU/100 mL	200	283.2	86400	-	71.4
5439000	9/22/2011	0.1	0.1	0.1459	0.01	11498	97.4572%	Fecal		CFU/100 mL	200	283.2	86400	-	71.4
5439000	8/10/2012	0.1	0.1	0.1459	0.01	11498	97.4572%	Fecal		CFU/100 mL	200	283.2	86400	-	71.4
5439000	11/21/2012	0.1	0.1	0.1459	0.01	11498	97.4572%	Fecal		CFU/100 mL	200	283.2	86400	-	71.4
5439000	9/12/2013	0.1	0.1	0.1459	0.01	11498	97.4572%	Fecal		CFU/100 mL	200	283.2	86400	-	71.4
5439000	9/25/2013	0.1	0.1	0.1459	0.01	11498	97.4572%	Fecal		CFU/100 mL	200	283.2	86400	-	71.4
5439000	9/26/2013	0.1	0.1	0.1459	0.01	11498	97.4572%	Fecal		CFU/100 mL	200	283.2	86400	-	71.4
5439000	9/15/2021	0.1	0.1	0.1459	0.01	11498	97.4572%	Fecal		CFU/100 mL	200	283.2	86400	-	71.4
5439000	3/8/2003	0.09	0.09	0.1459	0.01	11513	97.5843%	Fecal		CFU/100 mL	200	283.2	86400	-	64.3
5439000	8/18/2003	0.09	0.09	0.1459	0.01	11513	97.5843%	Fecal		CFU/100 mL	200	283.2	86400	-	64.3
5439000	8/20/2003	0.09	0.09	0.1459	0.01	11513	97.5843%	Fecal		CFU/100 mL	200	283.2	86400	-	64.3
5439000	10/1/2003	0.09	0.09	0.1459	0.01	11513	97.5843%	Fecal		CFU/100 mL	200	283.2	86400	-	64.3
5439000	8/31/2008	0.09	0.09	0.1459	0.01	11513	97.5843%	Fecal		CFU/100 mL	200	283.2	86400	-	64.3
5439000	1/4/2013	0.09	0.09	0.1459	0.01	11513	97.5843%	Fecal		CFU/100 mL	200	283.2	86400	-	64.3
5439000	9/28/2013	0.09	0.09	0.1459	0.01	11513	97.5843%	Fecal		CFU/100 mL	200	283.2	86400	-	64.3
5439000	12/17/2013	0.09	0.09	0.1459	0.01	11513	97.5843%	Fecal		CFU/100 mL	200	283.2	86400	-	64.3

Gage ID	Date	Discharge (CFS)	Gage Discharge (less Surrogate NPDES) (CFS)	Watershed Area Ratio	Calculated flow (CFS)	Rank	Flow Exceedance %	Parameter	Results	Units (mg or micro_gram	Limit/Standard	100mL/CF	sec/day	Actual Load (million colonies/day)	Allowable Load (million colonies/day)
5439000	12/18/2013	0.09	0.09	0.1459	0.01	11513	97.5843%	Fecal		CFU/100 mL	200	283.2	86400	-	64.3
5439000	9/23/2017	0.09	0.09	0.1459	0.01	11513	97.5843%	Fecal		CFU/100 mL	200	283.2	86400	-	64.3
5439000	9/16/2021	0.09	0.09	0.1459	0.01	11513	97.5843%	Fecal		CFU/100 mL	200	283.2	86400	-	64.3
5439000	9/17/2021	0.09	0.09	0.1459	0.01	11513	97.5843%	Fecal		CFU/100 mL	200	283.2	86400	-	64.3
5439000	9/20/1994	0.08	0.08	0.1459	0.01	11525	97.6860%	Fecal		CFU/100 mL	200	283.2	86400	-	57.1
5439000	1/10/2003	0.08	0.08	0.1459	0.01	11525	97.6860%	Fecal		CFU/100 mL	200	283.2	86400	-	57.1
5439000	8/19/2003	0.08	0.08	0.1459	0.01	11525	97.6860%	Fecal		CFU/100 mL	200	283.2	86400	-	57.1
5439000	8/31/2003	0.08	0.08	0.1459	0.01	11525	97.6860%	Fecal		CFU/100 mL	200	283.2	86400	-	57.1
5439000	10/4/2003	0.08	0.08	0.1459	0.01	11525	97.6860%	Fecal		CFU/100 mL	200	283.2	86400	-	57.1
5439000	10/19/2004	0.08	0.08	0.1459	0.01	11525	97.6860%	Fecal		CFU/100 mL	200	283.2	86400	-	57.1
5439000	7/19/2005	0.08	0.08	0.1459	0.01	11525	97.6860%	Fecal		CFU/100 mL	200	283.2	86400	-	57.1
5439000	9/29/2005	0.08	0.08	0.1459	0.01	11525	97.6860%	Fecal		CFU/100 mL	200	283.2	86400	-	57.1
5439000	10/9/2010	0.08	0.08	0.1459	0.01	11525	97.6860%	Fecal		CFU/100 mL	200	283.2	86400	-	57.1
5439000	10/16/2010	0.08	0.08	0.1459	0.01	11525	97.6860%	Fecal		CFU/100 mL	200	283.2	86400	-	57.1
5439000	10/22/2010	0.08	0.08	0.1459	0.01	11525	97.6860%	Fecal		CFU/100 mL	200	283.2	86400	-	57.1
5439000	8/22/2012	0.08	0.08	0.1459	0.01	11525	97.6860%	Fecal		CFU/100 mL	200	283.2	86400	-	57.1
5439000	8/29/2012	0.08	0.08	0.1459	0.01	11525	97.6860%	Fecal		CFU/100 mL	200	283.2	86400	-	57.1
5439000	12/4/2012	0.08	0.08	0.1459	0.01	11525	97.6860%	Fecal		CFU/100 mL	200	283.2	86400	-	57.1
5439000	12/14/2012	0.08	0.08	0.1459	0.01	11525	97.6860%	Fecal		CFU/100 mL	200	283.2	86400	-	57.1
5439000	1/5/2013	0.08	0.08	0.1459	0.01	11525	97.6860%	Fecal		CFU/100 mL	200	283.2	86400	-	57.1
5439000	9/18/2021	0.08	0.08	0.1459	0.01	11525	97.6860%	Fecal		CFU/100 mL	200	283.2	86400	-	57.1
5439000	9/10/1999	0.07	0.07	0.1459	0.01	11542	97.8301%	Fecal		CFU/100 mL	200	283.2	86400	-	50.0
5439000	1/11/2003	0.07	0.07	0.1459	0.01	11542	97.8301%	Fecal		CFU/100 mL	200	283.2	86400	-	50.0
5439000	10/5/2003	0.07	0.07	0.1459	0.01	11542	97.8301%	Fecal		CFU/100 mL	200	283.2	86400	-	50.0
5439000	9/27/2004	0.07	0.07	0.1459	0.01	11542	97.8301%	Fecal		CFU/100 mL	200	283.2	86400	-	50.0
5439000	9/3/2006	0.07	0.07	0.1459	0.01	11542	97.8301%	Fecal		CFU/100 mL	200	283.2	86400	-	50.0
5439000	8/27/2008	0.07	0.07	0.1459	0.01	11542	97.8301%	Fecal		CFU/100 mL	200	283.2	86400	-	50.0
5439000	10/6/2010	0.07	0.07	0.1459	0.01	11542	97.8301%	Fecal		CFU/100 mL	200	283.2	86400	-	50.0
5439000	12/3/2012	0.07	0.07	0.1459	0.01	11542	97.8301%	Fecal		CFU/100 mL	200	283.2	86400	-	50.0
5439000	12/7/2012	0.07	0.07	0.1459	0.01	11542	97.8301%	Fecal		CFU/100 mL	200	283.2	86400	-	50.0
5439000	9/11/2013	0.07	0.07	0.1459	0.01	11542	97.8301%	Fecal		CFU/100 mL	200	283.2	86400	-	50.0
5439000	9/13/2013	0.07	0.07	0.1459	0.01	11542	97.8301%	Fecal		CFU/100 mL	200	283.2	86400	-	50.0
5439000	10/1/2013	0.07	0.07	0.1459	0.01	11542	97.8301%	Fecal		CFU/100 mL	200	283.2	86400	-	50.0
5439000	9/19/2021	0.07	0.07	0.1459	0.01	11542	97.8301%	Fecal		CFU/100 mL	200	283.2	86400	-	50.0
5439000	1/12/2003	0.06	0.06	0.1459	0.01	11555	97.9403%	Fecal		CFU/100 mL	200	283.2	86400	-	42.8
5439000	9/24/2003	0.06	0.06	0.1459	0.01	11555	97.9403%	Fecal		CFU/100 mL	200	283.2	86400	-	42.8
5439000	10/6/2003	0.06	0.06	0.1459	0.01	11555	97.9403%	Fecal		CFU/100 mL	200	283.2	86400	-	42.8
5439000	9/24/2004	0.06	0.06	0.1459	0.01	11555	97.9403%	Fecal		CFU/100 mL	200	283.2	86400	-	42.8
5439000	9/30/2004	0.06	0.06	0.1459	0.01	11555	97.9403%	Fecal		CFU/100 mL	200	283.2	86400	-	42.8
5439000	10/6/2004	0.06	0.06	0.1459	0.01	11555	97.9403%	Fecal		CFU/100 mL	200	283.2	86400	-	42.8
5439000	9/17/2005	0.06	0.06	0.1459	0.01	11555	97.9403%	Fecal		CFU/100 mL	200	283.2	86400	-	42.8
5439000	9/30/2005	0.06	0.06	0.1459	0.01	11555	97.9403%	Fecal		CFU/100 mL	200	283.2	86400	-	42.8
5439000	9/15/2011	0.06	0.06	0.1459	0.01	11555	97.9403%	Fecal		CFU/100 mL	200	283.2	86400	-	42.8
5439000	11/26/2012	0.06	0.06	0.1459	0.01	11555	97.9403%	Fecal		CFU/100 mL	200	283.2	86400	-	42.8
5439000	8/20/2013	0.06	0.06	0.1459	0.01	11555	97.9403%	Fecal		CFU/100 mL	200	283.2	86400	-	42.8
5439000	1/7/2014	0.06	0.06	0.1459	0.01	11555	97.9403%	Fecal		CFU/100 mL	200	283.2	86400	-	42.8
5439000	1/9/2014	0.06	0.06	0.1459	0.01	11555	97.9403%	Fecal		CFU/100 mL	200	283.2	86400	-	42.8
5439000	9/24/2017	0.06	0.06	0.1459	0.01	11555	97.9403%	Fecal		CFU/100 mL	200	283.2	86400	-	42.8
5439000	9/16/2002	0.05	0.05	0.1459	0.01	11569	98.0590%	Fecal		CFU/100 mL	200	283.2	86400	-	35.7
5439000	1/13/2003	0.05	0.05	0.1459	0.01	11569	98.0590%	Fecal		CFU/100 mL	200	283.2	86400	-	35.7
5439000	8/28/2003	0.05	0.05	0.1459	0.01	11569	98.0590%	Fecal		CFU/100 mL	200	283.2	86400	-	35.7
5439000	10/11/2003	0.05	0.05	0.1459	0.01	11569	98.0590%	Fecal		CFU/100 mL	200	283.2	86400	-	35.7
5439000	8/3/2005	0.05	0.05	0.1459	0.01	11569	98.0590%	Fecal		CFU/100 mL	200	283.2	86400	-	35.7
5439000	9/15/2005	0.05	0.05	0.1459	0.01	11569	98.0590%	Fecal		CFU/100 mL	200	283.2	86400	-	35.7
5439000	11/11/2005	0.05	0.05	0.1459	0.01	11569	98.0590%	Fecal		CFU/100 mL	200	283.2	86400	-	35.7
5439000	8/21/2006	0.05	0.05	0.1459	0.01	11569	98.0590%	Fecal		CFU/100 mL	200	283.2	86400	-	35.7
5439000	11/27/2012	0.05	0.05	0.1459	0.01	11569	98.0590%	Fecal		CFU/100 mL	200	283.2	86400	-	35.7
5439000	12/2/2012	0.05	0.05	0.1459	0.01	11569	98.0590%	Fecal		CFU/100 mL	200	283.2	86400	-	35.7
5439000	9/14/2013	0.05	0.05	0.1459	0.01	11569	98.0590%	Fecal		CFU/100 mL	200	283.2	86400	-	35.7
5439000	10/2/2013	0.05	0.05	0.1459	0.01	11569	98.0590%	Fecal		CFU/100 mL	200	283.2	86400	-	35.7
5439000	9/21/1994	0.04	0.04	0.1459	0.01	11581	98.1607%	Fecal		CFU/100 mL	200	283.2	86400	-	28.6
5439000	1/14/2003	0.04	0.04	0.1459	0.01	11581	98.1607%	Fecal		CFU/100 mL	200	283.2	86400	-	28.6
5439000	3/7/2003	0.04	0.04	0.1459	0.01	11581	98.1607%	Fecal		CFU/100 mL	200	283.2	86400	-	28.6
5439000	9/4/2003	0.04	0.04	0.1459	0.01	11581	98.1607%	Fecal		CFU/100 mL	200	283.2	86400	-	28.6
5439000	8/10/2005	0.04	0.04	0.1459	0.01	11581	98.1607%	Fecal		CFU/100 mL	200	283.2	86400	-	28.6
5439000	9/22/2005	0.04	0.04	0.1459	0.01	11581	98.1607%	Fecal		CFU/100 mL	200	283.2	86400	-	28.6
5439000	8/14/2006	0.04	0.04	0.1459	0.01	11581	98.1607%	Fecal		CFU/100 mL	200	283.2	86400	-	28.6
5439000	10/7/2010	0.04	0.04	0.1459	0.01	11581	98.1607%	Fecal		CFU/100 mL	200	283.2	86400	-	28.6
5439000	9/13/2011	0.04	0.04	0.1459	0.01	11581	98.1607%	Fecal		CFU/100 mL	200	283.2	86400	-	28.6
5439000	8/30/2012	0.04	0.04	0.1459	0.01	11581	98.1607%	Fecal		CFU/100 mL	200	283.2	86400	-	28.6
5439000	9/3/2012	0.04	0.04	0.1459	0.01	11581	98.1607%	Fecal		CFU/100 mL	200	283.2	86400	-	28.6
5439000	11/28/2012	0.04	0.04	0.1459	0.01	11581	98.1607%	Fecal		CFU/100 mL	200	283.2	86400	-	28.6
5439000	11/29/2012	0.04	0.04	0.1459	0.01	11581	98.1607%	Fecal		CFU/100 mL	200	283.2	86400	-	28.6
5439000	11/30/2012	0.04	0.04	0.1459	0.01	11581	98.1607%	Fecal		CFU/100 mL	200	283.2	86400	-	28.6
5439000	12/1/2012	0.04	0.04	0.1459	0.01	11581	98.1607%	Fecal		CFU/100 mL	200	283.2	86400	-	28.6
5439000	12/5/2012	0.04	0.04	0.1459	0.01	11581	98.1607%	Fecal		CFU/100 mL	200	283.2	86400	-	28.6
5439000	8/21/2013	0.04	0.04	0.1459	0.01	11581	98.1607%	Fecal		CFU/100 mL	200	283.2	86400	-	28.6
5439000	1/8/2014	0.04	0.04	0.1459	0.01	11581	98.1607%	Fecal		CFU/100 mL	200	283.2	86400	-	28.6
5439000	9/25/2017	0.04	0.04	0.1459	0.01	11581	98.1607%	Fecal		CFU/100 mL	200	283.2	86400	-	28.6
5439000	9/23/1999	0.03	0.03	0.1459	0.00	11600	98.3217%	Fecal		CFU/100 mL	200	283.2	86400	-	21.4
5439000	9/26/1999	0.03	0.03	0.1459	0.00	11600	98.3217%	Fecal		CFU/100 mL	200	283.2	86400	-	21.4
5439000	9/17/2002	0.03	0.03	0.1459	0.00	11600	98.3217%	Fecal		CFU/100 mL	200	283.2	86400	-	21.4
5439000	1/15/2003	0.03	0.03	0.1459	0.00	11600	98.3217%	Fecal		CFU/100 mL	200	283.2	86400	-	21.4
5439000	1/16/2003	0.03	0.03	0.1459	0.00	11600	98.3217%	Fecal		CFU/100 mL	200	283.2	86400	-	21.4
5439000	10/2/2003	0.03	0.03	0.1459	0.00	11600	98.3217%	Fecal		CFU/100 mL	200	283.2	86400	-	21.4
5439000	10/10/2004	0.03	0.03	0.1459	0.00	11600	98.3217%	Fecal		CFU/100 mL	200	283.2	86400	-	21.4
5439000	10/20/2004	0.03	0.03	0.1459	0.00	11600	98.3217%	Fecal		CFU/100 mL	200	283.2	86400	-	21.4
5439000	10/21/2004	0.03	0.03	0.1459	0.00	11600	98.3217%	Fecal		CFU/100 mL	200	283.2	86400	-	21.4
5439000	10/1/2005	0.03	0.03	0.1459	0.00	11600	98.3217%	Fecal		CFU/100 mL	200	283.2	86400	-	21.4
5439000	10/13/2010	0.03	0.03	0.1459	0.00	11600	98.3217%	Fecal		CFU/100 mL	200	283.2	86400	-	21.4

Gage ID	Date	Discharge (CFS)	Gage Discharge (less Surrogate NPDES) (CFS)	Watershed Area Ratio	Calculated flow (CFS)	Rank	Flow Exceedance %	Parameter	Results	Units (mg or micro_gram	Limit/Standard	100mL/CF	sec/day	Actual Load (million colonies/day)	Allowable Load (million colonies/day)
5439000	10/21/2010	0.03	0.03	0.1459	0.00	11600	98.3217%	Fecal		CFU/100 mL	200	283.2	86400	-	21.4
5439000	8/31/2012	0.03	0.03	0.1459	0.00	11600	98.3217%	Fecal		CFU/100 mL	200	283.2	86400	-	21.4
5439000	9/2/2012	0.03	0.03	0.1459	0.00	11600	98.3217%	Fecal		CFU/100 mL	200	283.2	86400	-	21.4
5439000	12/6/2012	0.03	0.03	0.1459	0.00	11600	98.3217%	Fecal		CFU/100 mL	200	283.2	86400	-	21.4
5439000	9/26/2017	0.03	0.03	0.1459	0.00	11600	98.3217%	Fecal		CFU/100 mL	200	283.2	86400	-	21.4
5439000	9/27/2017	0.03	0.03	0.1459	0.00	11600	98.3217%	Fecal		CFU/100 mL	200	283.2	86400	-	21.4
5439000	9/28/2017	0.03	0.03	0.1459	0.00	11600	98.3217%	Fecal		CFU/100 mL	200	283.2	86400	-	21.4
5439000	9/29/2017	0.03	0.03	0.1459	0.00	11600	98.3217%	Fecal		CFU/100 mL	200	283.2	86400	-	21.4
5439000	10/10/2017	0.03	0.03	0.1459	0.00	11600	98.3217%	Fecal		CFU/100 mL	200	283.2	86400	-	21.4
5439000	1/17/2003	0.02	0.02	0.1459	0.00	11620	98.4913%	Fecal		CFU/100 mL	200	283.2	86400	-	14.3
5439000	1/18/2003	0.02	0.02	0.1459	0.00	11620	98.4913%	Fecal		CFU/100 mL	200	283.2	86400	-	14.3
5439000	1/19/2003	0.02	0.02	0.1459	0.00	11620	98.4913%	Fecal		CFU/100 mL	200	283.2	86400	-	14.3
5439000	2/3/2003	0.02	0.02	0.1459	0.00	11620	98.4913%	Fecal		CFU/100 mL	200	283.2	86400	-	14.3
5439000	2/4/2003	0.02	0.02	0.1459	0.00	11620	98.4913%	Fecal		CFU/100 mL	200	283.2	86400	-	14.3
5439000	2/25/2003	0.02	0.02	0.1459	0.00	11620	98.4913%	Fecal		CFU/100 mL	200	283.2	86400	-	14.3
5439000	2/26/2003	0.02	0.02	0.1459	0.00	11620	98.4913%	Fecal		CFU/100 mL	200	283.2	86400	-	14.3
5439000	2/27/2003	0.02	0.02	0.1459	0.00	11620	98.4913%	Fecal		CFU/100 mL	200	283.2	86400	-	14.3
5439000	2/28/2003	0.02	0.02	0.1459	0.00	11620	98.4913%	Fecal		CFU/100 mL	200	283.2	86400	-	14.3
5439000	3/1/2003	0.02	0.02	0.1459	0.00	11620	98.4913%	Fecal		CFU/100 mL	200	283.2	86400	-	14.3
5439000	3/2/2003	0.02	0.02	0.1459	0.00	11620	98.4913%	Fecal		CFU/100 mL	200	283.2	86400	-	14.3
5439000	3/3/2003	0.02	0.02	0.1459	0.00	11620	98.4913%	Fecal		CFU/100 mL	200	283.2	86400	-	14.3
5439000	3/4/2003	0.02	0.02	0.1459	0.00	11620	98.4913%	Fecal		CFU/100 mL	200	283.2	86400	-	14.3
5439000	3/5/2003	0.02	0.02	0.1459	0.00	11620	98.4913%	Fecal		CFU/100 mL	200	283.2	86400	-	14.3
5439000	3/6/2003	0.02	0.02	0.1459	0.00	11620	98.4913%	Fecal		CFU/100 mL	200	283.2	86400	-	14.3
5439000	8/29/2003	0.02	0.02	0.1459	0.00	11620	98.4913%	Fecal		CFU/100 mL	200	283.2	86400	-	14.3
5439000	9/17/2003	0.02	0.02	0.1459	0.00	11620	98.4913%	Fecal		CFU/100 mL	200	283.2	86400	-	14.3
5439000	8/4/2005	0.02	0.02	0.1459	0.00	11620	98.4913%	Fecal		CFU/100 mL	200	283.2	86400	-	14.3
5439000	8/5/2005	0.02	0.02	0.1459	0.00	11620	98.4913%	Fecal		CFU/100 mL	200	283.2	86400	-	14.3
5439000	8/6/2005	0.02	0.02	0.1459	0.00	11620	98.4913%	Fecal		CFU/100 mL	200	283.2	86400	-	14.3
5439000	8/7/2005	0.02	0.02	0.1459	0.00	11620	98.4913%	Fecal		CFU/100 mL	200	283.2	86400	-	14.3
5439000	8/8/2005	0.02	0.02	0.1459	0.00	11620	98.4913%	Fecal		CFU/100 mL	200	283.2	86400	-	14.3
5439000	8/9/2005	0.02	0.02	0.1459	0.00	11620	98.4913%	Fecal		CFU/100 mL	200	283.2	86400	-	14.3
5439000	9/14/2005	0.02	0.02	0.1459	0.00	11620	98.4913%	Fecal		CFU/100 mL	200	283.2	86400	-	14.3
5439000	10/6/2005	0.02	0.02	0.1459	0.00	11620	98.4913%	Fecal		CFU/100 mL	200	283.2	86400	-	14.3
5439000	10/10/2010	0.02	0.02	0.1459	0.00	11620	98.4913%	Fecal		CFU/100 mL	200	283.2	86400	-	14.3
5439000	9/14/2011	0.02	0.02	0.1459	0.00	11620	98.4913%	Fecal		CFU/100 mL	200	283.2	86400	-	14.3
5439000	8/11/2012	0.02	0.02	0.1459	0.00	11620	98.4913%	Fecal		CFU/100 mL	200	283.2	86400	-	14.3
5439000	8/12/2012	0.02	0.02	0.1459	0.00	11620	98.4913%	Fecal		CFU/100 mL	200	283.2	86400	-	14.3
5439000	8/23/2012	0.02	0.02	0.1459	0.00	11620	98.4913%	Fecal		CFU/100 mL	200	283.2	86400	-	14.3
5439000	8/24/2012	0.02	0.02	0.1459	0.00	11620	98.4913%	Fecal		CFU/100 mL	200	283.2	86400	-	14.3
5439000	8/25/2012	0.02	0.02	0.1459	0.00	11620	98.4913%	Fecal		CFU/100 mL	200	283.2	86400	-	14.3
5439000	9/1/2012	0.02	0.02	0.1459	0.00	11620	98.4913%	Fecal		CFU/100 mL	200	283.2	86400	-	14.3
5439000	9/30/2017	0.02	0.02	0.1459	0.00	11620	98.4913%	Fecal		CFU/100 mL	200	283.2	86400	-	14.3
5439000	10/1/2017	0.02	0.02	0.1459	0.00	11620	98.4913%	Fecal		CFU/100 mL	200	283.2	86400	-	14.3
5439000	10/2/2017	0.02	0.02	0.1459	0.00	11620	98.4913%	Fecal		CFU/100 mL	200	283.2	86400	-	14.3
5439000	10/3/2017	0.02	0.02	0.1459	0.00	11620	98.4913%	Fecal		CFU/100 mL	200	283.2	86400	-	14.3
5439000	10/4/2017	0.02	0.02	0.1459	0.00	11620	98.4913%	Fecal		CFU/100 mL	200	283.2	86400	-	14.3
5439000	9/25/1999	0.01	0.01	0.1459	0.00	11658	98.8134%	Fecal		CFU/100 mL	200	283.2	86400	-	7.1
5439000	1/20/2003	0.01	0.01	0.1459	0.00	11658	98.8134%	Fecal		CFU/100 mL	200	283.2	86400	-	7.1
5439000	1/21/2003	0.01	0.01	0.1459	0.00	11658	98.8134%	Fecal		CFU/100 mL	200	283.2	86400	-	7.1
5439000	1/22/2003	0.01	0.01	0.1459	0.00	11658	98.8134%	Fecal		CFU/100 mL	200	283.2	86400	-	7.1
5439000	1/23/2003	0.01	0.01	0.1459	0.00	11658	98.8134%	Fecal		CFU/100 mL	200	283.2	86400	-	7.1
5439000	1/24/2003	0.01	0.01	0.1459	0.00	11658	98.8134%	Fecal		CFU/100 mL	200	283.2	86400	-	7.1
5439000	1/25/2003	0.01	0.01	0.1459	0.00	11658	98.8134%	Fecal		CFU/100 mL	200	283.2	86400	-	7.1
5439000	1/26/2003	0.01	0.01	0.1459	0.00	11658	98.8134%	Fecal		CFU/100 mL	200	283.2	86400	-	7.1
5439000	1/28/2003	0.01	0.01	0.1459	0.00	11658	98.8134%	Fecal		CFU/100 mL	200	283.2	86400	-	7.1
5439000	1/29/2003	0.01	0.01	0.1459	0.00	11658	98.8134%	Fecal		CFU/100 mL	200	283.2	86400	-	7.1
5439000	1/30/2003	0.01	0.01	0.1459	0.00	11658	98.8134%	Fecal		CFU/100 mL	200	283.2	86400	-	7.1
5439000	1/31/2003	0.01	0.01	0.1459	0.00	11658	98.8134%	Fecal		CFU/100 mL	200	283.2	86400	-	7.1
5439000	2/1/2003	0.01	0.01	0.1459	0.00	11658	98.8134%	Fecal		CFU/100 mL	200	283.2	86400	-	7.1
5439000	2/2/2003	0.01	0.01	0.1459	0.00	11658	98.8134%	Fecal		CFU/100 mL	200	283.2	86400	-	7.1
5439000	2/5/2003	0.01	0.01	0.1459	0.00	11658	98.8134%	Fecal		CFU/100 mL	200	283.2	86400	-	7.1
5439000	2/6/2003	0.01	0.01	0.1459	0.00	11658	98.8134%	Fecal		CFU/100 mL	200	283.2	86400	-	7.1
5439000	2/7/2003	0.01	0.01	0.1459	0.00	11658	98.8134%	Fecal		CFU/100 mL	200	283.2	86400	-	7.1
5439000	2/8/2003	0.01	0.01	0.1459	0.00	11658	98.8134%	Fecal		CFU/100 mL	200	283.2	86400	-	7.1
5439000	2/9/2003	0.01	0.01	0.1459	0.00	11658	98.8134%	Fecal		CFU/100 mL	200	283.2	86400	-	7.1
5439000	2/13/2003	0.01	0.01	0.1459	0.00	11658	98.8134%	Fecal		CFU/100 mL	200	283.2	86400	-	7.1
5439000	2/14/2003	0.01	0.01	0.1459	0.00	11658	98.8134%	Fecal		CFU/100 mL	200	283.2	86400	-	7.1
5439000	2/15/2003	0.01	0.01	0.1459	0.00	11658	98.8134%	Fecal		CFU/100 mL	200	283.2	86400	-	7.1
5439000	2/16/2003	0.01	0.01	0.1459	0.00	11658	98.8134%	Fecal		CFU/100 mL	200	283.2	86400	-	7.1
5439000	2/17/2003	0.01	0.01	0.1459	0.00	11658	98.8134%	Fecal		CFU/100 mL	200	283.2	86400	-	7.1
5439000	2/18/2003	0.01	0.01	0.1459	0.00	11658	98.8134%	Fecal		CFU/100 mL	200	283.2	86400	-	7.1
5439000	2/19/2003	0.01	0.01	0.1459	0.00	11658	98.8134%	Fecal		CFU/100 mL	200	283.2	86400	-	7.1
5439000	2/20/2003	0.01	0.01	0.1459	0.00	11658	98.8134%	Fecal		CFU/100 mL	200	283.2	86400	-	7.1
5439000	2/21/2003	0.01	0.01	0.1459	0.00	11658	98.8134%	Fecal		CFU/100 mL	200	283.2	86400	-	7.1
5439000	2/22/2003	0.01	0.01	0.1459	0.00	11658	98.8134%	Fecal		CFU/100 mL	200	283.2	86400	-	7.1
5439000	2/23/2003	0.01	0.01	0.1459	0.00	11658	98.8134%	Fecal		CFU/100 mL	200	283.2	86400	-	7.1
5439000	2/24/2003	0.01	0.01	0.1459	0.00	11658	98.8134%	Fecal		CFU/100 mL	200	283.2	86400	-	7.1
5439000	8/25/2003	0.01	0.01	0.1459	0.00	11658	98.8134%	Fecal		CFU/100 mL	200	283.2	86400	-	7.1
5439000	9/21/2003	0.01	0.01	0.1459	0.00	11658	98.8134%	Fecal		CFU/100 mL	200	283.2	86400	-	7.1
5439000	10/7/2003	0.01	0.01	0.1459	0.00	11658	98.8134%	Fecal		CFU/100 mL	200	283.2	86400	-	7.1
5439000	10/7/2004	0.01	0.01	0.1459	0.00	11658	98.8134%	Fecal		CFU/100 mL	200	283.2	86400	-	7.1
5439000	8/26/2008	0.01	0.01	0.1459	0.00	11658	98.8134%	Fecal		CFU/100 mL	200	283.2	86400	-	7.1
5439000	10/15/2010	0.01	0.01	0.1459	0.00	11658	98.8134%	Fecal		CFU/100 mL	200	283.2	86400	-	7.1
5439000	10/20/2010	0.01	0.01	0.1459	0.00	11658	98.8134%	Fecal		CFU/100 mL	200	283.2	86400	-	7.1
5439000	9/16/2011	0.01	0.01	0.1459	0.00	11658	98.8134%	Fecal		CFU/100 mL	200	283.2	86400	-	7.1
5439000	9/23/2011	0.01	0.01	0.1459	0.00	11658	98.8134%	Fecal		CFU/100 mL	200	283.2	86400	-	7.1
5439000	10/5/2017	0.01	0.01	0.1459	0.00	11658	98.8134%	Fecal		CFU/100 mL	200	283.2	86400	-	7.1
5439000	10/6/2017	0.01	0.01	0.1459	0.00	11658	98.8134%	Fecal		CFU/100 mL	200	283.2	86400	-	7.1
5439000	10/7/2017	0.01	0.01	0.1459	0.00	11658	98.8134%	Fecal		CFU/100 mL	200	283.2	86400	-	7.1

Gage ID	Date	Discharge (CFS)	Gage Discharge (less Surrogate NPDES) (CFS)	Watershed Area Ratio	Calculated flow (CFS)	Rank	Flow Exceedance %	Parameter	Results	Units (mg or micro_gram	Limit/Standard	100mL/CF	sec/day	Actual Load (million colonies/day)	Allowable Load (million colonies/day)
5439000	10/8/2017	0.01	0.01	0.1459	0.00	11658	98.8134%	Fecal		CFU/100 mL	200	283.2	86400	-	7.1
5439000	10/9/2017	0.01	0.01	0.1459	0.00	11658	98.8134%	Fecal		CFU/100 mL	200	283.2	86400	-	7.1
5439000	8/24/1991	0	0	0.1459	0.00	11703	99.1948%	Fecal		CFU/100 mL	200	283.2	86400	-	4.9
5439000	9/11/1999	0	0	0.1459	0.00	11703	99.1948%	Fecal		CFU/100 mL	200	283.2	86400	-	4.9
5439000	9/24/1999	0	0	0.1459	0.00	11703	99.1948%	Fecal		CFU/100 mL	200	283.2	86400	-	4.9
5439000	1/27/2003	0	0	0.1459	0.00	11703	99.1948%	Fecal		CFU/100 mL	200	283.2	86400	-	4.9
5439000	2/10/2003	0	0	0.1459	0.00	11703	99.1948%	Fecal		CFU/100 mL	200	283.2	86400	-	4.9
5439000	2/11/2003	0	0	0.1459	0.00	11703	99.1948%	Fecal		CFU/100 mL	200	283.2	86400	-	4.9
5439000	2/12/2003	0	0	0.1459	0.00	11703	99.1948%	Fecal		CFU/100 mL	200	283.2	86400	-	4.9
5439000	8/26/2003	0	0	0.1459	0.00	11703	99.1948%	Fecal		CFU/100 mL	200	283.2	86400	-	4.9
5439000	8/27/2003	0	0	0.1459	0.00	11703	99.1948%	Fecal		CFU/100 mL	200	283.2	86400	-	4.9
5439000	8/30/2003	0	0	0.1459	0.00	11703	99.1948%	Fecal		CFU/100 mL	200	283.2	86400	-	4.9
5439000	9/5/2003	0	0	0.1459	0.00	11703	99.1948%	Fecal		CFU/100 mL	200	283.2	86400	-	4.9
5439000	9/6/2003	0	0	0.1459	0.00	11703	99.1948%	Fecal		CFU/100 mL	200	283.2	86400	-	4.9
5439000	9/7/2003	0	0	0.1459	0.00	11703	99.1948%	Fecal		CFU/100 mL	200	283.2	86400	-	4.9
5439000	9/8/2003	0	0	0.1459	0.00	11703	99.1948%	Fecal		CFU/100 mL	200	283.2	86400	-	4.9
5439000	9/9/2003	0	0	0.1459	0.00	11703	99.1948%	Fecal		CFU/100 mL	200	283.2	86400	-	4.9
5439000	9/10/2003	0	0	0.1459	0.00	11703	99.1948%	Fecal		CFU/100 mL	200	283.2	86400	-	4.9
5439000	9/11/2003	0	0	0.1459	0.00	11703	99.1948%	Fecal		CFU/100 mL	200	283.2	86400	-	4.9
5439000	9/18/2003	0	0	0.1459	0.00	11703	99.1948%	Fecal		CFU/100 mL	200	283.2	86400	-	4.9
5439000	9/19/2003	0	0	0.1459	0.00	11703	99.1948%	Fecal		CFU/100 mL	200	283.2	86400	-	4.9
5439000	9/20/2003	0	0	0.1459	0.00	11703	99.1948%	Fecal		CFU/100 mL	200	283.2	86400	-	4.9
5439000	9/23/2003	0	0	0.1459	0.00	11703	99.1948%	Fecal		CFU/100 mL	200	283.2	86400	-	4.9
5439000	9/25/2003	0	0	0.1459	0.00	11703	99.1948%	Fecal		CFU/100 mL	200	283.2	86400	-	4.9
5439000	10/8/2003	0	0	0.1459	0.00	11703	99.1948%	Fecal		CFU/100 mL	200	283.2	86400	-	4.9
5439000	10/9/2003	0	0	0.1459	0.00	11703	99.1948%	Fecal		CFU/100 mL	200	283.2	86400	-	4.9
5439000	10/10/2003	0	0	0.1459	0.00	11703	99.1948%	Fecal		CFU/100 mL	200	283.2	86400	-	4.9
5439000	9/25/2004	0	0	0.1459	0.00	11703	99.1948%	Fecal		CFU/100 mL	200	283.2	86400	-	4.9
5439000	9/26/2004	0	0	0.1459	0.00	11703	99.1948%	Fecal		CFU/100 mL	200	283.2	86400	-	4.9
5439000	10/11/2004	0	0	0.1459	0.00	11703	99.1948%	Fecal		CFU/100 mL	200	283.2	86400	-	4.9
5439000	10/12/2004	0	0	0.1459	0.00	11703	99.1948%	Fecal		CFU/100 mL	200	283.2	86400	-	4.9
5439000	10/13/2004	0	0	0.1459	0.00	11703	99.1948%	Fecal		CFU/100 mL	200	283.2	86400	-	4.9
5439000	8/28/2005	0	0	0.1459	0.00	11703	99.1948%	Fecal		CFU/100 mL	200	283.2	86400	-	4.9
5439000	8/29/2005	0	0	0.1459	0.00	11703	99.1948%	Fecal		CFU/100 mL	200	283.2	86400	-	4.9
5439000	8/30/2005	0	0	0.1459	0.00	11703	99.1948%	Fecal		CFU/100 mL	200	283.2	86400	-	4.9
5439000	8/31/2005	0	0	0.1459	0.00	11703	99.1948%	Fecal		CFU/100 mL	200	283.2	86400	-	4.9
5439000	9/1/2005	0	0	0.1459	0.00	11703	99.1948%	Fecal		CFU/100 mL	200	283.2	86400	-	4.9
5439000	9/2/2005	0	0	0.1459	0.00	11703	99.1948%	Fecal		CFU/100 mL	200	283.2	86400	-	4.9
5439000	9/3/2005	0	0	0.1459	0.00	11703	99.1948%	Fecal		CFU/100 mL	200	283.2	86400	-	4.9
5439000	9/4/2005	0	0	0.1459	0.00	11703	99.1948%	Fecal		CFU/100 mL	200	283.2	86400	-	4.9
5439000	9/5/2005	0	0	0.1459	0.00	11703	99.1948%	Fecal		CFU/100 mL	200	283.2	86400	-	4.9
5439000	9/6/2005	0	0	0.1459	0.00	11703	99.1948%	Fecal		CFU/100 mL	200	283.2	86400	-	4.9
5439000	9/7/2005	0	0	0.1459	0.00	11703	99.1948%	Fecal		CFU/100 mL	200	283.2	86400	-	4.9
5439000	9/8/2005	0	0	0.1459	0.00	11703	99.1948%	Fecal		CFU/100 mL	200	283.2	86400	-	4.9
5439000	9/9/2005	0	0	0.1459	0.00	11703	99.1948%	Fecal		CFU/100 mL	200	283.2	86400	-	4.9
5439000	9/10/2005	0	0	0.1459	0.00	11703	99.1948%	Fecal		CFU/100 mL	200	283.2	86400	-	4.9
5439000	9/11/2005	0	0	0.1459	0.00	11703	99.1948%	Fecal		CFU/100 mL	200	283.2	86400	-	4.9
5439000	9/12/2005	0	0	0.1459	0.00	11703	99.1948%	Fecal		CFU/100 mL	200	283.2	86400	-	4.9
5439000	9/13/2005	0	0	0.1459	0.00	11703	99.1948%	Fecal		CFU/100 mL	200	283.2	86400	-	4.9
5439000	9/18/2005	0	0	0.1459	0.00	11703	99.1948%	Fecal		CFU/100 mL	200	283.2	86400	-	4.9
5439000	9/23/2005	0	0	0.1459	0.00	11703	99.1948%	Fecal		CFU/100 mL	200	283.2	86400	-	4.9
5439000	10/7/2005	0	0	0.1459	0.00	11703	99.1948%	Fecal		CFU/100 mL	200	283.2	86400	-	4.9
5439000	10/8/2005	0	0	0.1459	0.00	11703	99.1948%	Fecal		CFU/100 mL	200	283.2	86400	-	4.9
5439000	10/9/2005	0	0	0.1459	0.00	11703	99.1948%	Fecal		CFU/100 mL	200	283.2	86400	-	4.9
5439000	10/10/2005	0	0	0.1459	0.00	11703	99.1948%	Fecal		CFU/100 mL	200	283.2	86400	-	4.9
5439000	10/11/2005	0	0	0.1459	0.00	11703	99.1948%	Fecal		CFU/100 mL	200	283.2	86400	-	4.9
5439000	10/12/2005	0	0	0.1459	0.00	11703	99.1948%	Fecal		CFU/100 mL	200	283.2	86400	-	4.9
5439000	10/13/2005	0	0	0.1459	0.00	11703	99.1948%	Fecal		CFU/100 mL	200	283.2	86400	-	4.9
5439000	10/14/2005	0	0	0.1459	0.00	11703	99.1948%	Fecal		CFU/100 mL	200	283.2	86400	-	4.9
5439000	10/15/2005	0	0	0.1459	0.00	11703	99.1948%	Fecal		CFU/100 mL	200	283.2	86400	-	4.9
5439000	10/16/2005	0	0	0.1459	0.00	11703	99.1948%	Fecal		CFU/100 mL	200	283.2	86400	-	4.9
5439000	10/17/2005	0	0	0.1459	0.00	11703	99.1948%	Fecal		CFU/100 mL	200	283.2	86400	-	4.9
5439000	10/18/2005	0	0	0.1459	0.00	11703	99.1948%	Fecal		CFU/100 mL	200	283.2	86400	-	4.9
5439000	10/19/2005	0	0	0.1459	0.00	11703	99.1948%	Fecal		CFU/100 mL	200	283.2	86400	-	4.9
5439000	10/20/2005	0	0	0.1459	0.00	11703	99.1948%	Fecal		CFU/100 mL	200	283.2	86400	-	4.9
5439000	10/21/2005	0	0	0.1459	0.00	11703	99.1948%	Fecal		CFU/100 mL	200	283.2	86400	-	4.9
5439000	10/22/2005	0	0	0.1459	0.00	11703	99.1948%	Fecal		CFU/100 mL	200	283.2	86400	-	4.9
5439000	10/24/2005	0	0	0.1459	0.00	11703	99.1948%	Fecal		CFU/100 mL	200	283.2	86400	-	4.9
5439000	10/25/2005	0	0	0.1459	0.00	11703	99.1948%	Fecal		CFU/100 mL	200	283.2	86400	-	4.9
5439000	10/26/2005	0	0	0.1459	0.00	11703	99.1948%	Fecal		CFU/100 mL	200	283.2	86400	-	4.9
5439000	10/27/2005	0	0	0.1459	0.00	11703	99.1948%	Fecal		CFU/100 mL	200	283.2	86400	-	4.9
5439000	10/28/2005	0	0	0.1459	0.00	11703	99.1948%	Fecal		CFU/100 mL	200	283.2	86400	-	4.9
5439000	10/29/2005	0	0	0.1459	0.00	11703	99.1948%	Fecal		CFU/100 mL	200	283.2	86400	-	4.9
5439000	10/30/2005	0	0	0.1459	0.00	11703	99.1948%	Fecal		CFU/100 mL	200	283.2	86400	-	4.9
5439000	10/31/2005	0	0	0.1459	0.00	11703	99.1948%	Fecal		CFU/100 mL	200	283.2	86400	-	4.9
5439000	11/1/2005	0	0	0.1459	0.00	11703	99.1948%	Fecal		CFU/100 mL	200	283.2	86400	-	4.9
5439000	11/2/2005	0	0	0.1459	0.00	11703	99.1948%	Fecal		CFU/100 mL	200	283.2	86400	-	4.9
5439000	11/3/2005	0	0	0.1459	0.00	11703	99.1948%	Fecal		CFU/100 mL	200	283.2	86400	-	4.9
5439000	11/4/2005	0	0	0.1459	0.00	11703	99.1948%	Fecal		CFU/100 mL	200	283.2	86400	-	4.9
5439000	8/15/2006	0	0	0.1459	0.00	11703	99.1948%	Fecal		CFU/100 mL	200	283.2	86400	-	4.9
5439000	8/16/2006	0	0	0.1459	0.00	11703	99.1948%	Fecal		CFU/100 mL	200	283.2	86400	-	4.9
5439000	8/17/2006	0	0	0.1459	0.00	11703	99.1948%	Fecal		CFU/100 mL	200	283.2	86400	-	4.9
5439000	8/22/2006	0	0	0.1459	0.00	11703	99.1948%	Fecal		CFU/100 mL	200	283.2	86400	-	4.9
5439000	8/23/2006	0	0	0.1459	0.00	11703	99.1948%	Fecal		CFU/100 mL	200	283.2	86400	-	4.9
5439000	8/24/2006	0	0	0.1459	0.00	11703	99.1948%	Fecal		CFU/100 mL	200	283.2	86400	-	4.9
5439000	8/25/2006	0	0	0.1459	0.00	11703	99.1948%	Fecal		CFU/100 mL	200	283.2	86400	-	4.9
5439000	8/26/2006	0	0	0.1459	0.00	11703	99.1948%	Fecal		CFU/100 mL	200	283.2	86400	-	4.9
5439000	8/27/2006	0	0	0.1459	0.00	11703	99.1948%	Fecal		CFU/100 mL	200	283.2	86400	-	4.9
5439000	9/1/2006	0	0	0.1459	0.00	11703	99.1948%	Fecal		CFU/100 mL	200	283.2	86400	-	4.9
5439000	9/2/2006	0	0	0.1459	0.00	11703	99.1948%	Fecal		CFU/100 mL	200	283.2	86400	-	4.9

Gage ID	Date	Discharge (CFS)	Gage Discharge (less Surrogate NPDES) (CFS)	Watershed Area Ratio	Calculated flow (CFS)	Rank	Flow Exceedance %	Parameter	Results	Units (mg or micro_gram	Limit/Standard	100mL/CF	sec/day	Actual Load (million colonies/day)	Allowable Load (million colonies/day)
5439000	8/25/2008	0	0	0.1459	0.00	11703	99.1948%	Fecal		CFU/100 mL	200	283.2	86400	-	4.9
5439000	9/1/2008	0	0	0.1459	0.00	11703	99.1948%	Fecal		CFU/100 mL	200	283.2	86400	-	4.9
5439000	9/2/2008	0	0	0.1459	0.00	11703	99.1948%	Fecal		CFU/100 mL	200	283.2	86400	-	4.9
5439000	9/3/2008	0	0	0.1459	0.00	11703	99.1948%	Fecal		CFU/100 mL	200	283.2	86400	-	4.9
5439000	9/17/2011	0	0	0.1459	0.00	11703	99.1948%	Fecal		CFU/100 mL	200	283.2	86400	-	4.9
5439000	9/24/2011	0	0	0.1459	0.00	11703	99.1948%	Fecal		CFU/100 mL	200	283.2	86400	-	4.9
5439000	9/25/2011	0	0	0.1459	0.00	11703	99.1948%	Fecal		CFU/100 mL	200	283.2	86400	-	4.9

Gage ID	Date	Discharge (CFS)	Gage Discharge (less Surrogate NPDES) (CFS)	Watershed Area Ratio	Calculated flow (CFS)	Rank	Flow Exceedance %	Parameter	Results	Units (mg or micro_gram	Limit/Standard	100mL/CF	sec/day	Actual Load (million colonies/day)	Allowable Load (million colonies/day)
5439000	8/24/2007	2890	2890	0.1782	514.91	1	0.0085%	Fecal		CFU/100 mL	200	283.2	86400	-	2,519,825.7
5439000	8/25/2007	2440	2440	0.1782	434.74	2	0.0170%	Fecal		CFU/100 mL	200	283.2	86400	-	2,127,465.3
5439000	7/18/1996	1980	1980	0.1782	352.78	3	0.0254%	Fecal		CFU/100 mL	200	283.2	86400	-	1,726,385.8
5439000	9/14/2008	1830	1830	0.1782	326.05	4	0.0339%	Fecal		CFU/100 mL	200	283.2	86400	-	1,595,599.0
5439000	9/15/2008	1820	1820	0.1782	324.27	5	0.0424%	Fecal		CFU/100 mL	200	283.2	86400	-	1,586,879.8
5439000	7/19/1996	1680	1680	0.1782	299.33	6	0.0509%	Fecal		CFU/100 mL	200	283.2	86400	-	1,464,812.2
5439000	8/26/2007	1620	1620	0.1782	288.64	7	0.0593%	Fecal		CFU/100 mL	200	283.2	86400	-	1,412,497.4
5439000	2/21/1997	1580	1580	0.1782	281.51	8	0.0678%	Fecal		CFU/100 mL	200	283.2	86400	-	1,377,621.0
5439000	5/15/2020	1580	1580	0.1782	281.51	8	0.0678%	Fecal		CFU/100 mL	200	283.2	86400	-	1,377,621.0
5439000	5/12/2016	1560	1560	0.1782	277.95	10	0.0848%	Fecal		CFU/100 mL	200	283.2	86400	-	1,360,182.7
5439000	4/18/2013	1550	1550	0.1782	276.16	11	0.0932%	Fecal		CFU/100 mL	200	283.2	86400	-	1,351,463.6
5439000	2/22/1997	1490	1490	0.1782	265.47	12	0.1017%	Fecal		CFU/100 mL	200	283.2	86400	-	1,299,148.9
5439000	4/19/2013	1430	1430	0.1782	254.78	13	0.1102%	Fecal		CFU/100 mL	200	283.2	86400	-	1,246,834.2
5439000	6/16/2015	1310	1310	0.1782	233.40	14	0.1187%	Fecal		CFU/100 mL	200	283.2	86400	-	1,142,204.7
5439000	5/13/2016	1270	1270	0.1782	226.28	15	0.1271%	Fecal		CFU/100 mL	200	283.2	86400	-	1,107,328.2
5439000	9/16/2008	1220	1220	0.1782	217.37	16	0.1356%	Fecal		CFU/100 mL	200	283.2	86400	-	1,063,732.6
5439000	3/24/1993	1210	1210	0.1782	215.59	17	0.1441%	Fecal		CFU/100 mL	200	283.2	86400	-	1,055,013.5
5439000	7/20/1996	1190	1190	0.1782	212.02	18	0.1526%	Fecal		CFU/100 mL	200	283.2	86400	-	1,037,575.3
5439000	2/20/1994	1180	1180	0.1782	210.24	19	0.1610%	Fecal		CFU/100 mL	200	283.2	86400	-	1,028,856.2
5439000	3/9/2009	1170	1170	0.1782	208.46	20	0.1695%	Fecal		CFU/100 mL	200	283.2	86400	-	1,020,137.0
5439000	8/6/1996	1130	1130	0.1782	201.33	21	0.1780%	Fecal		CFU/100 mL	200	283.2	86400	-	985,260.6
5439000	5/31/2004	1130	1130	0.1782	201.33	21	0.1780%	Fecal		CFU/100 mL	200	283.2	86400	-	985,260.6
5439000	5/26/1991	1120	1120	0.1782	199.55	23	0.1949%	Fecal		CFU/100 mL	200	283.2	86400	-	976,541.4
5439000	3/3/2008	1120	1120	0.1782	199.55	23	0.1949%	Fecal		CFU/100 mL	200	283.2	86400	-	976,541.4
5439000	5/30/2011	1120	1120	0.1782	199.55	23	0.1949%	Fecal		CFU/100 mL	200	283.2	86400	-	976,541.4
5439000	5/16/2020	1110	1110	0.1782	197.77	26	0.2204%	Fecal		CFU/100 mL	200	283.2	86400	-	967,822.3
5439000	5/29/1996	1100	1100	0.1782	195.99	27	0.2289%	Fecal		CFU/100 mL	200	283.2	86400	-	959,103.2
5439000	6/17/2015	1070	1070	0.1782	190.64	28	0.2373%	Fecal		CFU/100 mL	200	283.2	86400	-	932,945.8
5439000	8/23/2007	1050	1050	0.1782	187.08	29	0.2458%	Fecal		CFU/100 mL	200	283.2	86400	-	915,507.6
5439000	6/5/2002	1040	1040	0.1782	185.30	30	0.2543%	Fecal		CFU/100 mL	200	283.2	86400	-	906,788.5
5439000	3/29/2020	1030	1030	0.1782	183.52	31	0.2628%	Fecal		CFU/100 mL	200	283.2	86400	-	898,069.4
5439000	8/27/2007	1010	1010	0.1782	179.95	32	0.2712%	Fecal		CFU/100 mL	200	283.2	86400	-	880,631.1
5439000	5/18/2020	999	999	0.1782	177.99	33	0.2797%	Fecal		CFU/100 mL	200	283.2	86400	-	871,040.1
5439000	2/25/2001	992	992	0.1782	176.75	34	0.2882%	Fecal		CFU/100 mL	200	283.2	86400	-	864,936.7
5439000	2/23/1997	968	968	0.1782	172.47	35	0.2967%	Fecal		CFU/100 mL	200	283.2	86400	-	844,010.8
5439000	3/11/2013	956	956	0.1782	170.33	36	0.3051%	Fecal		CFU/100 mL	200	283.2	86400	-	833,547.9
5439000	12/28/2008	932	932	0.1782	166.05	37	0.3136%	Fecal		CFU/100 mL	200	283.2	86400	-	812,622.0
5439000	9/13/2008	930	930	0.1782	165.70	38	0.3221%	Fecal		CFU/100 mL	200	283.2	86400	-	810,878.2
5439000	7/19/1993	921	921	0.1782	164.09	39	0.3306%	Fecal		CFU/100 mL	200	283.2	86400	-	803,031.0
5439000	6/1/2004	921	921	0.1782	164.09	39	0.3306%	Fecal		CFU/100 mL	200	283.2	86400	-	803,031.0
5439000	3/10/2019	912	912	0.1782	162.49	41	0.3475%	Fecal		CFU/100 mL	200	283.2	86400	-	795,183.7
5439000	5/14/2010	901	901	0.1782	160.53	42	0.3560%	Fecal		CFU/100 mL	200	283.2	86400	-	785,592.7
5439000	3/8/2009	899	899	0.1782	160.18	43	0.3645%	Fecal		CFU/100 mL	200	283.2	86400	-	783,848.9
5439000	3/14/2019	894	894	0.1782	159.28	44	0.3729%	Fecal		CFU/100 mL	200	283.2	86400	-	779,489.3
5439000	5/1/2019	888	888	0.1782	158.22	45	0.3814%	Fecal		CFU/100 mL	200	283.2	86400	-	774,257.9
5439000	2/21/2018	887	887	0.1782	158.04	46	0.3899%	Fecal		CFU/100 mL	200	283.2	86400	-	773,385.9
5439000	6/18/2015	875	875	0.1782	155.90	47	0.3984%	Fecal		CFU/100 mL	200	283.2	86400	-	762,923.0
5439000	5/13/2010	873	873	0.1782	155.54	48	0.4068%	Fecal		CFU/100 mL	200	283.2	86400	-	761,179.2
5439000	5/1/2017	863	863	0.1782	153.76	49	0.4153%	Fecal		CFU/100 mL	200	283.2	86400	-	752,460.1
5439000	5/14/2016	852	852	0.1782	151.80	50	0.4238%	Fecal		CFU/100 mL	200	283.2	86400	-	742,869.0
5439000	6/14/1999	849	849	0.1782	151.27	51	0.4323%	Fecal		CFU/100 mL	200	283.2	86400	-	740,253.3
5439000	2/20/2018	849	849	0.1782	151.27	51	0.4323%	Fecal		CFU/100 mL	200	283.2	86400	-	740,253.3
5439000	4/20/2013	846	846	0.1782	150.73	53	0.4492%	Fecal		CFU/100 mL	200	283.2	86400	-	737,637.6
5439000	3/23/1993	845	845	0.1782	150.55	54	0.4577%	Fecal		CFU/100 mL	200	283.2	86400	-	736,765.6
5439000	3/12/2013	843	843	0.1782	150.20	55	0.4662%	Fecal		CFU/100 mL	200	283.2	86400	-	735,021.8
5439000	9/17/2008	836	836	0.1782	148.95	56	0.4747%	Fecal		CFU/100 mL	200	283.2	86400	-	728,918.4
5439000	5/2/2019	826	826	0.1782	147.17	57	0.4831%	Fecal		CFU/100 mL	200	283.2	86400	-	720,199.3
5439000	6/25/1994	825	825	0.1782	146.99	58	0.4916%	Fecal		CFU/100 mL	200	283.2	86400	-	719,327.4
5439000	3/4/1993	824	824	0.1782	146.81	59	0.5001%	Fecal		CFU/100 mL	200	283.2	86400	-	718,455.5
5439000	5/27/1991	820	820	0.1782	146.10	60	0.5086%	Fecal		CFU/100 mL	200	283.2	86400	-	714,967.8
5439000	3/10/2009	819	819	0.1782	145.92	61	0.5170%	Fecal		CFU/100 mL	200	283.2	86400	-	714,095.9
5439000	4/30/2019	818	818	0.1782	145.74	62	0.5255%	Fecal		CFU/100 mL	200	283.2	86400	-	713,224.0
5439000	5/22/2004	811	811	0.1782	144.50	63	0.5340%	Fecal		CFU/100 mL	200	283.2	86400	-	707,120.6
5439000	6/9/1993	803	803	0.1782	143.07	64	0.5425%	Fecal		CFU/100 mL	200	283.2	86400	-	700,145.3
5439000	5/14/2011	798	798	0.1782	142.18	65	0.5509%	Fecal		CFU/100 mL	200	283.2	86400	-	695,785.8
5439000	2/27/2009	791	791	0.1782	140.93	66	0.5594%	Fecal		CFU/100 mL	200	283.2	86400	-	689,682.4
5439000	3/12/2014	790	790	0.1782	140.75	67	0.5679%	Fecal		CFU/100 mL	200	283.2	86400	-	688,810.5
5439000	4/16/1993	788	788	0.1782	140.40	68	0.5764%	Fecal		CFU/100 mL	200	283.2	86400	-	687,066.7
5439000	5/17/2020	777	777	0.1782	138.44	69	0.5848%	Fecal		CFU/100 mL	200	283.2	86400	-	677,475.6
5439000	5/3/2019	768	768	0.1782	136.83	70	0.5933%	Fecal		CFU/100 mL	200	283.2	86400	-	669,628.4
5439000	2/10/2001	766	766	0.1782	136.48	71	0.6018%	Fecal		CFU/100 mL	200	283.2	86400	-	667,884.6
5439000	5/30/1996	760	760	0.1782	135.41	72	0.6103%	Fecal		CFU/100 mL	200	283.2	86400	-	662,653.1
5439000	3/11/2014	756	756	0.1782	134.70	73	0.6187%	Fecal		CFU/100 mL	200	283.2	86400	-	659,165.5
5439000	12/29/2008	754	754	0.1782	134.34	74	0.6272%	Fecal		CFU/100 mL	200	283.2	86400	-	657,421.7
5439000	3/1/1997	753	753	0.1782	134.16	75	0.6357%	Fecal		CFU/100 mL	200	283.2	86400	-	656,549.7
5439000	8/7/1996	751	751	0.1782	133.81	76	0.6442%	Fecal		CFU/100 mL	200	283.2	86400	-	654,805.9
5439000	2/19/1994	750	750	0.1782	133.63	77	0.6527%	Fecal		CFU/100 mL	200	283.2	86400	-	653,934.0
5439000	3/28/2020	747	747	0.1782	133.09	78	0.6611%	Fecal		CFU/100 mL	200	283.2	86400	-	651,318.3
5439000	4/23/1999	741	741	0.1782	132.02	79	0.6696%	Fecal		CFU/100 mL	200	283.2	86400	-	646,086.8
5439000	2/5/1991	740	740	0.1782	131.85	80	0.6781%	Fecal		CFU/100 mL	200	283.2	86400	-	645,214.9
5439000	6/10/2011	739	739	0.1782	131.67	81	0.6866%	Fecal		CFU/100 mL	200	283.2	86400	-	644,343.0
5439000	6/13/2000	736	736	0.1782	131.13	82	0.6950%	Fecal		CFU/100 mL	200	283.2	86400	-	641,727.2
5439000	6/6/2002	732	732	0.1782	130.42	83	0.7035%	Fecal		CFU/100 mL	200	283.2	86400	-	638,239.6
5439000	3/13/2019	728	728	0.1782	129.71	84	0.7120%	Fecal		CFU/100 mL	200	283.2	86400	-	634,751.9
5439000	2/21/1994	726	726	0.1782	129.35	85	0.7205%	Fecal		CFU/100 mL	200	283.2	86400	-	633,008.1
5439000	4/30/2017	725	725	0.1782	129.17	86	0.7289%	Fecal		CFU/100 mL	200	283.2	86400	-	632,136.2
5439000	1/23/1999	721	721	0.1782	128.46	87	0.7374%	Fecal		CFU/100 mL	200	283.2	86400	-	628,648.6
5439000	6/15/2015	721	721	0.1782	128.46	87	0.7374%	Fecal		CFU/100 mL	200	283.2	86400	-	628,648.6
5439000	5/11/2003	714	714	0.1782	127.21	89	0.7544%	Fecal		CFU/100 mL	200	283.2	86400	-	622,545.2
5439000	10/3/2019	714	714	0.1782	127.21	89	0.7544%	Fecal		CFU/100 mL	200	283.2	86400	-	622,545.2
5439000	5/8/1998	713	713	0.1782	127.04	91	0.7713%	Fecal		CFU/100 mL	200	283.2	86400	-	621,673.3
5439000	5/23/2004	710	710	0.1782	126.50	92	0.7798%	Fecal		CFU/100 mL	200	283.2	86400	-	619,057.5
5439000	7/21/1996	705	705	0.1782	125.61	93	0.7883%	Fecal		CFU/100 mL	200	283.2	86400	-	614,698.0
5439000	6/13/1999	704	704	0.1782	125.43	94	0.7967%	Fecal		CFU/100 mL	200	283.2	86400	-	613,826.1
5439000	3/25/1993	702	702	0.1782	125.08	95	0.8052%	Fecal		CFU/100 mL	200	283.2	86400	-	612,082.2
5439000	6/24/1994	701	701	0.1782	124.90	96	0.8137%	Fecal		CFU/100 mL	200	283.2	86400	-	611,210.3
5439000	5/31/2011	701	701	0.1782	124.90	96	0.8137%	Fecal		CFU/100 mL	200	283.2	86400	-	611,210.3
5439000	6/14/2000	700	700	0.1782	124.72	98	0.8306%	Fecal		CFU/100 mL	200	283.2	86400	-	610,338.4
5439000	5/21/2004	698	698	0.1782	124.36	99	0.8391%	Fecal		CFU/100 mL	200	283.2	86400	-	608,594.6
5439000	5/30/2019	698	698	0.1782	124.36	99	0.8391%	Fecal		CFU/100 mL	200	283.2	86400	-	608,594.6
5439000	5/24/1995	697	697	0.1782	124.18	101	0.8561%	Fecal		CFU/100 mL	200	283.2	86400	-	607,722.7
5439000	5/2/2017	694	694	0.1782	123.65	102	0.8646%	Fecal		CFU/100 mL	200	283.2	86400	-	605,106.9
5439000	8/7/2007	684	684	0.1782	121.87	103	0.8730%	Fecal		CFU/100 mL	200	283.2	86400	-	596,387.8
5439000	4/11/2008	684	684	0.1782	121.87	103	0.8730%	Fecal		CFU/100 mL	200	283.2	86400	-	596,387.8
5439000	6/4/2002	683	683	0.1782	121.69	105	0.8900%	Fecal		CFU/100 mL	200	283.2	86400	-	595,515.9
5439000	5/28/1996	678	678	0.1782	120.80	106	0.8985%	Fecal		CFU/100 mL	200	283.2	86400	-	591,156.3
5439000	9/13/2019	676	676	0.1782	120.44	107	0.9069%	Fecal		CFU/100 mL	200	283.2	86400	-	589,412.5
5439000	6/12/2000	669	669	0.1782	119.20	108	0.9154%	Fecal		CFU/100 mL	200	283.2	86400	-	583,309.1
5439000	12/26/2009	668	668	0.1782	119.02	109	0.9239%	Fecal		CFU/100 mL	200	283.2	86400	-	582,437.2
5439000	3/4/2008	666	666	0.1782	118.66	110	0.9324%	Fecal		CFU/100 mL	200	283.2	86400	-	580,693.4
5439000	7/1/2014	666	666	0.1782	118.66	110	0.9324%	Fecal		CFU/100 mL	200	283.2	86400	-	580,693.4
5439000	6/11/2018	665	665	0.1782	118.48	112	0.9493%	Fecal		CFU/100 mL	200	283.2	86400	-	579,821.5
5439000	10/27/2019	662	662	0.1782	117.95	113	0.9578%	Fecal		CFU/100 mL	200	283.2	86400	-	577,205.7
5439000	4/1/1993	657	657	0.1782	117.06	114	0.9663%	Fecal		CFU/100 mL	200	283.2	86400	-	572,846.2
5439000	8/8/2007	652	652	0.1782	116.17	115	0.9747%	Fecal		CFU/100 mL	200	283.2	86400	-	568,486.6
5439000	12/14/2015	646	646	0.1782	115.10	116	0.9832%	Fecal		CFU/100 mL	200	283.2	86400	-	563,255.2
5439000	1/24/1999	643	643	0.1782	114.56	117	0.9917%	Fecal		CFU/100 mL	200	283.2	86400	-	560,639.4
5439000	6/10/2018	642	642	0.1782	114.39	118	1.0002%	Fecal		CFU/100 mL	200	283.2	86400	-	559,767.5
5439000	12/15/2015	639	639	0.1782	113.85	119	1.0086%	Fecal		CFU/100 mL	200	283.2	86400	-	557,151.8
5439000	2/9/2001	636	636	0.1782	113.32	120	1.0171%	Fecal		CFU/100 mL	200	283.2	86400	-	554,536.0
5439000	6/8/1993	634	634	0.1782	112.96	121	1.0256%	Fecal		CFU/100 mL	200	283.2	86400	-	552,792.2
5439000	1/4/1993	633	633	0.1782	112.78	122	1.0341%	Fecal		CFU/100 mL	200	283.2	86400	-	551,920.3
5439000	12/30/2008	626	626	0.1782	111.53	123	1.0425%	Fecal		CFU/100 mL	200	283.2	86400	-	545,816.9
5439000	12/25/2009	625	625	0.1782	111.36	124	1.0510%	Fecal		CFU/100 mL	200	283.2	86400	-	544,945.0
5439000	7/20/2007	621	621	0.1782	110.64	125	1.0595%	Fecal		CFU/100 mL	200	283.2	86400	-	541,457.4

Gage ID	Date	Discharge (CFS)	Gage Discharge (less Surrogate NPDES) (CFS)	Watershed Area Ratio	Calculated flow (CFS)	Rank	Flow Exceedance %	Parameter	Results	Units (mg or micro_gram	Limit/Standard	100mL/CF	sec/day	Actual Load (million colonies/day)	Allowable Load (million colonies/day)
5439000	6/2/1999	620	620	0.1782	110.47	126	1.0680%	Fecal		CFU/100 mL	200	283.2	86400	-	540,585.4
5439000	10/31/2009	620	620	0.1782	110.47	126	1.0680%	Fecal		CFU/100 mL	200	283.2	86400	-	540,585.4
5439000	5/31/2019	619	619	0.1782	110.29	128	1.0849%	Fecal		CFU/100 mL	200	283.2	86400	-	539,713.5
5439000	3/15/2019	618	618	0.1782	110.11	129	1.0934%	Fecal		CFU/100 mL	200	283.2	86400	-	538,841.6
5439000	4/29/2019	614	614	0.1782	109.40	130	1.1019%	Fecal		CFU/100 mL	200	283.2	86400	-	535,354.0
5439000	3/11/1990	612	612	0.1782	109.04	131	1.1104%	Fecal		CFU/100 mL	200	283.2	86400	-	533,610.1
5439000	5/19/2020	610	610	0.1782	108.68	132	1.1188%	Fecal		CFU/100 mL	200	283.2	86400	-	531,866.3
5439000	3/30/2020	609	609	0.1782	108.51	133	1.1273%	Fecal		CFU/100 mL	200	283.2	86400	-	530,994.4
5439000	5/12/2002	608	608	0.1782	108.33	134	1.1358%	Fecal		CFU/100 mL	200	283.2	86400	-	530,122.5
5439000	3/13/2014	605	605	0.1782	107.79	135	1.1443%	Fecal		CFU/100 mL	200	283.2	86400	-	527,506.8
5439000	3/31/2017	603	603	0.1782	107.44	136	1.1527%	Fecal		CFU/100 mL	200	283.2	86400	-	525,762.9
5439000	6/18/1996	600	600	0.1782	106.90	137	1.1612%	Fecal		CFU/100 mL	200	283.2	86400	-	523,147.2
5439000	3/11/2009	598	598	0.1782	106.55	138	1.1697%	Fecal		CFU/100 mL	200	283.2	86400	-	521,403.4
5439000	3/12/1990	594	594	0.1782	105.83	139	1.1782%	Fecal		CFU/100 mL	200	283.2	86400	-	517,915.7
5439000	2/26/2001	593	593	0.1782	105.66	140	1.1866%	Fecal		CFU/100 mL	200	283.2	86400	-	517,043.8
5439000	11/28/1990	592	592	0.1782	105.48	141	1.1951%	Fecal		CFU/100 mL	200	283.2	86400	-	516,171.9
5439000	9/14/2019	583	583	0.1782	103.87	142	1.2036%	Fecal		CFU/100 mL	200	283.2	86400	-	508,324.7
5439000	8/28/2007	582	582	0.1782	103.70	143	1.2121%	Fecal		CFU/100 mL	200	283.2	86400	-	507,452.8
5439000	6/30/2013	580	580	0.1782	103.34	144	1.2205%	Fecal		CFU/100 mL	200	283.2	86400	-	505,709.0
5439000	3/15/2014	577	577	0.1782	102.80	145	1.2290%	Fecal		CFU/100 mL	200	283.2	86400	-	503,093.2
5439000	5/9/2019	575	575	0.1782	102.45	146	1.2375%	Fecal		CFU/100 mL	200	283.2	86400	-	501,349.4
5439000	3/3/1993	574	574	0.1782	102.27	147	1.2460%	Fecal		CFU/100 mL	200	283.2	86400	-	500,477.5
5439000	9/29/2019	574	574	0.1782	102.27	147	1.2460%	Fecal		CFU/100 mL	200	283.2	86400	-	500,477.5
5439000	12/2/2018	573	573	0.1782	102.09	149	1.2629%	Fecal		CFU/100 mL	200	283.2	86400	-	499,605.6
5439000	5/29/2011	571	571	0.1782	101.74	150	1.2714%	Fecal		CFU/100 mL	200	283.2	86400	-	497,861.8
5439000	7/19/2007	570	570	0.1782	101.56	151	1.2799%	Fecal		CFU/100 mL	200	283.2	86400	-	496,989.8
5439000	6/15/2000	567	567	0.1782	101.02	152	1.2884%	Fecal		CFU/100 mL	200	283.2	86400	-	494,374.1
5439000	7/2/2014	566	566	0.1782	100.84	153	1.2968%	Fecal		CFU/100 mL	200	283.2	86400	-	493,502.2
5439000	2/24/2019	562	562	0.1782	100.13	154	1.3053%	Fecal		CFU/100 mL	200	283.2	86400	-	490,014.5
5439000	3/2/2007	561	561	0.1782	99.95	155	1.3138%	Fecal		CFU/100 mL	200	283.2	86400	-	489,142.6
5439000	3/13/2013	561	561	0.1782	99.95	155	1.3138%	Fecal		CFU/100 mL	200	283.2	86400	-	489,142.6
5439000	12/27/2008	559	559	0.1782	99.60	157	1.3307%	Fecal		CFU/100 mL	200	283.2	86400	-	487,398.8
5439000	6/14/1993	558	558	0.1782	99.42	158	1.3392%	Fecal		CFU/100 mL	200	283.2	86400	-	486,526.9
5439000	5/29/2019	557	557	0.1782	99.24	159	1.3477%	Fecal		CFU/100 mL	200	283.2	86400	-	485,655.0
5439000	4/17/1993	555	555	0.1782	98.88	160	1.3562%	Fecal		CFU/100 mL	200	283.2	86400	-	483,911.2
5439000	5/15/2011	555	555	0.1782	98.88	160	1.3562%	Fecal		CFU/100 mL	200	283.2	86400	-	483,911.2
5439000	5/15/2016	555	555	0.1782	98.88	160	1.3562%	Fecal		CFU/100 mL	200	283.2	86400	-	483,911.2
5439000	6/11/2011	550	550	0.1782	97.99	163	1.3816%	Fecal		CFU/100 mL	200	283.2	86400	-	479,551.6
5439000	4/16/1998	548	548	0.1782	97.64	164	1.3901%	Fecal		CFU/100 mL	200	283.2	86400	-	477,807.8
5439000	6/9/2011	547	547	0.1782	97.46	165	1.3985%	Fecal		CFU/100 mL	200	283.2	86400	-	476,935.9
5439000	9/23/2019	547	547	0.1782	97.46	165	1.3985%	Fecal	934	CFU/100 mL	200	283.2	86400	2,227,290	476,935.9
5439000	9/26/1993	542	542	0.1782	96.57	167	1.4155%	Fecal		CFU/100 mL	200	283.2	86400	-	472,576.3
5439000	5/13/1999	542	542	0.1782	96.57	167	1.4155%	Fecal		CFU/100 mL	200	283.2	86400	-	472,576.3
5439000	3/10/2021	540	540	0.1782	96.21	169	1.4324%	Fecal		CFU/100 mL	200	283.2	86400	-	470,832.5
5439000	11/6/1994	538	538	0.1782	95.86	170	1.4409%	Fecal		CFU/100 mL	200	283.2	86400	-	469,088.7
5439000	6/2/2004	538	538	0.1782	95.86	170	1.4409%	Fecal		CFU/100 mL	200	283.2	86400	-	469,088.7
5439000	3/12/2015	537	537	0.1782	95.68	172	1.4579%	Fecal		CFU/100 mL	200	283.2	86400	-	468,216.7
5439000	6/20/1993	535	535	0.1782	95.32	173	1.4664%	Fecal		CFU/100 mL	200	283.2	86400	-	466,472.9
5439000	5/13/2002	535	535	0.1782	95.32	173	1.4664%	Fecal		CFU/100 mL	200	283.2	86400	-	466,472.9
5439000	3/7/1994	534	534	0.1782	95.14	175	1.4833%	Fecal		CFU/100 mL	200	283.2	86400	-	465,601.0
5439000	5/28/1995	534	534	0.1782	95.14	175	1.4833%	Fecal		CFU/100 mL	200	283.2	86400	-	465,601.0
5439000	3/9/2021	530	530	0.1782	94.43	177	1.5003%	Fecal		CFU/100 mL	200	283.2	86400	-	462,113.4
5439000	10/28/2019	526	526	0.1782	93.72	178	1.5087%	Fecal		CFU/100 mL	200	283.2	86400	-	458,625.7
5439000	3/16/2014	524	524	0.1782	93.36	179	1.5172%	Fecal		CFU/100 mL	200	283.2	86400	-	456,881.9
5439000	6/2/1996	522	522	0.1782	93.00	180	1.5257%	Fecal		CFU/100 mL	200	283.2	86400	-	455,138.1
5439000	4/21/2013	520	520	0.1782	92.65	181	1.5342%	Fecal		CFU/100 mL	200	283.2	86400	-	453,394.2
5439000	3/10/1990	515	515	0.1782	91.76	182	1.5426%	Fecal		CFU/100 mL	200	283.2	86400	-	449,034.7
5439000	2/27/1997	513	513	0.1782	91.40	183	1.5511%	Fecal		CFU/100 mL	200	283.2	86400	-	447,290.9
5439000	6/19/2015	513	513	0.1782	91.40	183	1.5511%	Fecal		CFU/100 mL	200	283.2	86400	-	447,290.9
5439000	3/11/2010	511	511	0.1782	91.05	185	1.5681%	Fecal		CFU/100 mL	200	283.2	86400	-	445,547.0
5439000	5/30/2004	510	510	0.1782	90.87	186	1.5765%	Fecal		CFU/100 mL	200	283.2	86400	-	444,675.1
5439000	1/5/1993	509	509	0.1782	90.69	187	1.5850%	Fecal		CFU/100 mL	200	283.2	86400	-	443,803.2
5439000	3/10/2007	509	509	0.1782	90.69	187	1.5850%	Fecal		CFU/100 mL	200	283.2	86400	-	443,803.2
5439000	5/11/2017	509	509	0.1782	90.69	187	1.5850%	Fecal		CFU/100 mL	200	283.2	86400	-	443,803.2
5439000	4/24/1999	507	507	0.1782	90.33	190	1.6104%	Fecal		CFU/100 mL	200	283.2	86400	-	442,059.4
5439000	12/31/2008	504	504	0.1782	89.80	191	1.6189%	Fecal		CFU/100 mL	200	283.2	86400	-	439,443.7
5439000	3/18/1991	502	502	0.1782	89.44	192	1.6274%	Fecal		CFU/100 mL	200	283.2	86400	-	437,699.8
5439000	2/11/2001	500	500	0.1782	89.09	193	1.6359%	Fecal		CFU/100 mL	200	283.2	86400	-	435,956.0
5439000	5/12/2008	499	499	0.1782	88.91	194	1.6443%	Fecal		CFU/100 mL	200	283.2	86400	-	435,084.1
5439000	9/18/2008	499	499	0.1782	88.91	194	1.6443%	Fecal		CFU/100 mL	200	283.2	86400	-	435,084.1
5439000	4/6/2017	499	499	0.1782	88.91	194	1.6443%	Fecal		CFU/100 mL	200	283.2	86400	-	435,084.1
5439000	5/9/1998	498	498	0.1782	88.73	197	1.6698%	Fecal		CFU/100 mL	200	283.2	86400	-	434,212.2
5439000	8/20/2007	495	495	0.1782	88.19	198	1.6783%	Fecal		CFU/100 mL	200	283.2	86400	-	431,596.4
5439000	10/30/2009	491	491	0.1782	87.48	199	1.6867%	Fecal		CFU/100 mL	200	283.2	86400	-	428,108.8
5439000	6/23/2018	491	491	0.1782	87.48	199	1.6867%	Fecal		CFU/100 mL	200	283.2	86400	-	428,108.8
5439000	10/4/2019	491	491	0.1782	87.48	199	1.6867%	Fecal		CFU/100 mL	200	283.2	86400	-	428,108.8
5439000	5/4/2019	490	490	0.1782	87.30	202	1.7122%	Fecal		CFU/100 mL	200	283.2	86400	-	427,236.9
5439000	7/13/2008	488	488	0.1782	86.95	203	1.7206%	Fecal		CFU/100 mL	200	283.2	86400	-	425,493.1
5439000	3/12/2010	488	488	0.1782	86.95	203	1.7206%	Fecal		CFU/100 mL	200	283.2	86400	-	425,493.1
5439000	3/2/1997	486	486	0.1782	86.59	205	1.7376%	Fecal		CFU/100 mL	200	283.2	86400	-	423,749.2
5439000	12/27/2009	486	486	0.1782	86.59	205	1.7376%	Fecal		CFU/100 mL	200	283.2	86400	-	423,749.2
5439000	6/22/2018	486	486	0.1782	86.59	205	1.7376%	Fecal		CFU/100 mL	200	283.2	86400	-	423,749.2
5439000	12/29/2015	485	485	0.1782	86.41	208	1.7630%	Fecal		CFU/100 mL	200	283.2	86400	-	422,877.3
5439000	5/15/2018	483	483	0.1782	86.06	209	1.7715%	Fecal		CFU/100 mL	200	283.2	86400	-	421,133.5
5439000	6/26/1994	482	482	0.1782	85.88	210	1.7800%	Fecal		CFU/100 mL	200	283.2	86400	-	420,261.6
5439000	4/12/2008	482	482	0.1782	85.88	210	1.7800%	Fecal		CFU/100 mL	200	283.2	86400	-	420,261.6
5439000	9/30/2019	482	482	0.1782	85.88	210	1.7800%	Fecal	1870	CFU/100 mL	200	283.2	86400	3,929,446	420,261.6
5439000	6/29/2021	482	482	0.1782	85.88	210	1.7800%	Fecal		CFU/100 mL	200	283.2	86400	-	420,261.6
5439000	11/18/2015	479	479	0.1782	85.34	214	1.8139%	Fecal		CFU/100 mL	200	283.2	86400	-	417,645.9
5439000	12/3/2018	479	479	0.1782	85.34	214	1.8139%	Fecal		CFU/100 mL	200	283.2	86400	-	417,645.9
5439000	4/30/2020	479	479	0.1782	85.34	214	1.8139%	Fecal		CFU/100 mL	200	283.2	86400	-	417,645.9
5439000	3/9/1990	476	476	0.1782	84.81	217	1.8393%	Fecal		CFU/100 mL	200	283.2	86400	-	415,030.1
5439000	6/10/1993	474	474	0.1782	84.45	218	1.8478%	Fecal		CFU/100 mL	200	283.2	86400	-	413,286.3
5439000	5/15/2010	474	474	0.1782	84.45	218	1.8478%	Fecal		CFU/100 mL	200	283.2	86400	-	413,286.3
5439000	6/27/2018	472	472	0.1782	84.10	220	1.8647%	Fecal		CFU/100 mL	200	283.2	86400	-	411,542.5
5439000	1/14/1995	470	470	0.1782	83.74	221	1.8732%	Fecal		CFU/100 mL	200	283.2	86400	-	409,798.6
5439000	4/15/1993	469	469	0.1782	83.56	222	1.8817%	Fecal		CFU/100 mL	200	283.2	86400	-	408,926.7
5439000	6/24/1996	468	468	0.1782	83.38	223	1.8902%	Fecal		CFU/100 mL	200	283.2	86400	-	408,054.8
5439000	5/23/1995	467	467	0.1782	83.21	224	1.8986%	Fecal		CFU/100 mL	200	283.2	86400	-	407,182.9
5439000	7/12/2008	465	465	0.1782	82.85	225	1.9071%	Fecal		CFU/100 mL	200	283.2	86400	-	405,439.1
5439000	9/15/2019	464	464	0.1782	82.67	226	1.9156%	Fecal		CFU/100 mL	200	283.2	86400	-	404,567.2
5439000	3/14/2014	463	463	0.1782	82.49	227	1.9241%	Fecal		CFU/100 mL	200	283.2	86400	-	403,695.3
5439000	2/28/1997	462	462	0.1782	82.31	228	1.9325%	Fecal		CFU/100 mL	200	283.2	86400	-	402,823.3
5439000	2/22/2018	460	460	0.1782	81.96	229	1.9410%	Fecal		CFU/100 mL	200	283.2	86400	-	401,079.5
5439000	6/15/1993	458	458	0.1782	81.60	230	1.9495%	Fecal		CFU/100 mL	200	283.2	86400	-	399,335.7
5439000	5/12/2003	457	457	0.1782	81.42	231	1.9580%	Fecal		CFU/100 mL	200	283.2	86400	-	398,463.8
5439000	4/2/1993	456	456	0.1782	81.25	232	1.9664%	Fecal		CFU/100 mL	200	283.2	86400	-	397,591.9
5439000	5/31/1996	456	456	0.1782	81.25	232	1.9664%	Fecal		CFU/100 mL	200	283.2	86400	-	397,591.9
5439000	12/15/2011	452	452	0.1782	80.53	234	1.9834%	Fecal		CFU/100 mL	200	283.2	86400	-	394,104.2
5439000	2/18/2008	448	448	0.1782	79.82	235	1.9919%	Fecal		CFU/100 mL	200	283.2	86400	-	390,616.6
5439000	4/1/2009	447	447	0.1782	79.64	236	2.0003%	Fecal		CFU/100 mL	200	283.2	86400	-	389,744.7
5439000	1/17/2017	447	447	0.1782	79.64	236	2.0003%	Fecal		CFU/100 mL	200	283.2	86400	-	389,744.7
5439000	12/31/1992	446	446	0.1782	79.46	238	2.0173%	Fecal		CFU/100 mL	200	283.2	86400	-	388,872.8
5439000	5/3/2017	444	444	0.1782	79.11	239	2.0258%	Fecal		CFU/100 mL	200	283.2	86400	-	387,128.9
5439000	9/16/2019	444	444	0.1782	79.11	239	2.0258%	Fecal	909	CFU/100 mL	200	283.2	86400	1,759,501	387,128.9
5439000	3/13/2015	440	440	0.1782	78.39	241	2.0427%	Fecal		CFU/100 mL	200	283.2	86400	-	383,641.3
5439000	5/25/1991	436	436	0.1782	77.68	242	2.0512%	Fecal		CFU/100 mL	200	283.2	86400	-	380,153.6
5439000	3/26/1993	436	436	0.1782	77.68	242	2.0512%	Fecal		CFU/100 mL	200	283.2	86400	-	380,153.6
5439000	3/13/2010	436	436	0.1782	77.68	242	2.0512%	Fecal		CFU/100 mL	200	283.2	86400	-	380,153.6
5439000	6/7/2002	434	434	0.1782	77.33	245	2.0766%	Fecal		CFU/100 mL	200	283.2	86400	-	378,409.8
5439000	6/23/2013	434	434	0.1782	77.33	245	2.0766%	Fecal		CFU/100 mL	200	283.2	86400	-	378,409.8
5439000	7/22/2017	434	434	0.1782	77.33	245	2.0766%	Fecal		CFU/100 mL	200	283.2	86400	-	378,409.8
5439000	3/13/1990	433	433	0.1782	77.15	248	2.1021%	Fecal		CFU/100 mL	200	283.2	86400	-	377,537.9
5439000	2/8/2009	433	433	0.1782	77.15	248	2.1021%	Fecal		CFU/100 mL	200	283.2	86400	-	377,537.9
5439000	5/10/2019	432	432	0.1782	76.97	250	2.1190%	Fecal		CFU/100 mL	200	283.2	86400	-	376,666.0

Gage ID	Date	Discharge (CFS)	Gage Discharge (less Surrogate NPDES) (CFS)	Watershed Area Ratio	Calculated flow (CFS)	Rank	Flow Exceedance %	Parameter	Results	Units (mg or micro_gram	Limit/Standard	100mL/CF	sec/day	Actual Load (million colonies/day)	Allowable Load (million colonies/day)
5439000	6/20/2014	431	431	0.1782	76.79	251	2.1275%	Fecal		CFU/100 mL	200	283.2	86400	-	375,794.1
5439000	5/23/2019	431	431	0.1782	76.79	251	2.1275%	Fecal		CFU/100 mL	200	283.2	86400	-	375,794.1
5439000	5/15/2004	428	428	0.1782	76.26	253	2.1444%	Fecal		CFU/100 mL	200	283.2	86400	-	373,178.3
5439000	4/20/1993	427	427	0.1782	76.08	254	2.1529%	Fecal		CFU/100 mL	200	283.2	86400	-	372,306.4
5439000	8/21/2007	426	426	0.1782	75.90	255	2.1614%	Fecal		CFU/100 mL	200	283.2	86400	-	371,434.5
5439000	3/13/2008	426	426	0.1782	75.90	255	2.1614%	Fecal		CFU/100 mL	200	283.2	86400	-	371,434.5
5439000	5/26/2011	426	426	0.1782	75.90	255	2.1614%	Fecal		CFU/100 mL	200	283.2	86400	-	371,434.5
5439000	11/27/2015	426	426	0.1782	75.90	255	2.1614%	Fecal		CFU/100 mL	200	283.2	86400	-	371,434.5
5439000	1/25/1999	424	424	0.1782	75.54	259	2.1953%	Fecal		CFU/100 mL	200	283.2	86400	-	369,690.7
5439000	1/25/2010	422	422	0.1782	75.19	260	2.2038%	Fecal		CFU/100 mL	200	283.2	86400	-	367,946.9
5439000	5/25/1995	421	421	0.1782	75.01	261	2.2122%	Fecal		CFU/100 mL	200	283.2	86400	-	367,075.0
5439000	4/9/1993	420	420	0.1782	74.83	262	2.2207%	Fecal		CFU/100 mL	200	283.2	86400	-	366,203.0
5439000	5/24/2004	420	420	0.1782	74.83	262	2.2207%	Fecal		CFU/100 mL	200	283.2	86400	-	366,203.0
5439000	6/22/2014	420	420	0.1782	74.83	262	2.2207%	Fecal		CFU/100 mL	200	283.2	86400	-	366,203.0
5439000	3/11/2007	419	419	0.1782	74.65	265	2.2461%	Fecal		CFU/100 mL	200	283.2	86400	-	365,331.1
5439000	3/31/2009	419	419	0.1782	74.65	265	2.2461%	Fecal		CFU/100 mL	200	283.2	86400	-	365,331.1
5439000	6/25/2013	419	419	0.1782	74.65	265	2.2461%	Fecal		CFU/100 mL	200	283.2	86400	-	365,331.1
5439000	3/14/1990	418	418	0.1782	74.48	268	2.2716%	Fecal		CFU/100 mL	200	283.2	86400	-	364,459.2
5439000	5/10/1990	418	418	0.1782	74.48	268	2.2716%	Fecal		CFU/100 mL	200	283.2	86400	-	364,459.2
5439000	7/29/1996	418	418	0.1782	74.48	268	2.2716%	Fecal		CFU/100 mL	200	283.2	86400	-	364,459.2
5439000	6/8/2009	418	418	0.1782	74.48	268	2.2716%	Fecal		CFU/100 mL	200	283.2	86400	-	364,459.2
5439000	10/15/2017	418	418	0.1782	74.48	268	2.2716%	Fecal		CFU/100 mL	200	283.2	86400	-	364,459.2
5439000	3/8/2021	418	418	0.1782	74.48	268	2.2716%	Fecal		CFU/100 mL	200	283.2	86400	-	364,459.2
5439000	6/14/2015	417	417	0.1782	74.30	274	2.3224%	Fecal		CFU/100 mL	200	283.2	86400	-	363,587.3
5439000	5/28/1991	416	416	0.1782	74.12	275	2.3309%	Fecal		CFU/100 mL	200	283.2	86400	-	362,715.4
5439000	8/29/2007	415	415	0.1782	73.94	276	2.3394%	Fecal		CFU/100 mL	200	283.2	86400	-	361,843.5
5439000	6/12/1998	413	413	0.1782	73.58	277	2.3479%	Fecal		CFU/100 mL	200	283.2	86400	-	360,099.7
5439000	4/1/2017	412	412	0.1782	73.41	278	2.3563%	Fecal		CFU/100 mL	200	283.2	86400	-	359,227.7
5439000	11/11/1995	411	411	0.1782	73.23	279	2.3648%	Fecal		CFU/100 mL	200	283.2	86400	-	358,355.8
5439000	10/18/1998	411	411	0.1782	73.23	279	2.3648%	Fecal		CFU/100 mL	200	283.2	86400	-	358,355.8
5439000	5/11/2008	411	411	0.1782	73.23	279	2.3648%	Fecal		CFU/100 mL	200	283.2	86400	-	358,355.8
5439000	3/10/2010	410	410	0.1782	73.05	282	2.3902%	Fecal		CFU/100 mL	200	283.2	86400	-	357,483.9
5439000	3/6/1993	408	408	0.1782	72.69	283	2.3987%	Fecal		CFU/100 mL	200	283.2	86400	-	355,740.1
5439000	3/31/1993	408	408	0.1782	72.69	283	2.3987%	Fecal		CFU/100 mL	200	283.2	86400	-	355,740.1
5439000	6/26/2013	408	408	0.1782	72.69	283	2.3987%	Fecal		CFU/100 mL	200	283.2	86400	-	355,740.1
5439000	3/27/1991	407	407	0.1782	72.52	286	2.4241%	Fecal		CFU/100 mL	200	283.2	86400	-	354,868.2
5439000	11/7/1994	407	407	0.1782	72.52	286	2.4241%	Fecal		CFU/100 mL	200	283.2	86400	-	354,868.2
5439000	5/5/2015	407	407	0.1782	72.52	286	2.4241%	Fecal		CFU/100 mL	200	283.2	86400	-	354,868.2
5439000	6/3/1996	406	406	0.1782	72.34	289	2.4496%	Fecal		CFU/100 mL	200	283.2	86400	-	353,996.3
5439000	6/7/1996	406	406	0.1782	72.34	289	2.4496%	Fecal		CFU/100 mL	200	283.2	86400	-	353,996.3
5439000	7/20/1993	405	405	0.1782	72.16	291	2.4665%	Fecal		CFU/100 mL	200	283.2	86400	-	353,124.4
5439000	6/3/1995	404	404	0.1782	71.98	292	2.4750%	Fecal		CFU/100 mL	200	283.2	86400	-	352,252.4
5439000	7/22/1996	404	404	0.1782	71.98	292	2.4750%	Fecal		CFU/100 mL	200	283.2	86400	-	352,252.4
5439000	4/15/1991	403	403	0.1782	71.80	294	2.4919%	Fecal		CFU/100 mL	200	283.2	86400	-	351,380.5
5439000	3/25/2009	403	403	0.1782	71.80	294	2.4919%	Fecal		CFU/100 mL	200	283.2	86400	-	351,380.5
5439000	12/30/2015	402	402	0.1782	71.62	296	2.5089%	Fecal		CFU/100 mL	200	283.2	86400	-	350,508.6
5439000	12/24/2015	401	401	0.1782	71.45	297	2.5174%	Fecal		CFU/100 mL	200	283.2	86400	-	349,636.7
5439000	7/18/1993	400	400	0.1782	71.27	298	2.5259%	Fecal		CFU/100 mL	200	283.2	86400	-	348,764.8
5439000	2/24/2000	400	400	0.1782	71.27	298	2.5259%	Fecal		CFU/100 mL	200	283.2	86400	-	348,764.8
5439000	4/21/2000	400	400	0.1782	71.27	298	2.5259%	Fecal		CFU/100 mL	200	283.2	86400	-	348,764.8
5439000	1/8/2008	400	400	0.1782	71.27	298	2.5259%	Fecal		CFU/100 mL	200	283.2	86400	-	348,764.8
5439000	2/18/2011	400	400	0.1782	71.27	298	2.5259%	Fecal		CFU/100 mL	200	283.2	86400	-	348,764.8
5439000	6/22/2013	400	400	0.1782	71.27	298	2.5259%	Fecal		CFU/100 mL	200	283.2	86400	-	348,764.8
5439000	2/10/2009	397	397	0.1782	70.73	304	2.5767%	Fecal		CFU/100 mL	200	283.2	86400	-	346,149.1
5439000	12/16/2015	397	397	0.1782	70.73	304	2.5767%	Fecal		CFU/100 mL	200	283.2	86400	-	346,149.1
5439000	3/5/1993	396	396	0.1782	70.56	306	2.5937%	Fecal		CFU/100 mL	200	283.2	86400	-	345,277.2
5439000	4/3/1993	396	396	0.1782	70.56	306	2.5937%	Fecal		CFU/100 mL	200	283.2	86400	-	345,277.2
5439000	7/23/2017	395	395	0.1782	70.38	308	2.6106%	Fecal		CFU/100 mL	200	283.2	86400	-	344,405.2
5439000	3/11/2021	395	395	0.1782	70.38	308	2.6106%	Fecal		CFU/100 mL	200	283.2	86400	-	344,405.2
5439000	4/17/1998	394	394	0.1782	70.20	310	2.6276%	Fecal		CFU/100 mL	200	283.2	86400	-	343,533.3
5439000	3/6/1994	392	392	0.1782	69.84	311	2.6360%	Fecal		CFU/100 mL	200	283.2	86400	-	341,789.5
5439000	7/3/2014	392	392	0.1782	69.84	311	2.6360%	Fecal		CFU/100 mL	200	283.2	86400	-	341,789.5
5439000	12/23/2007	391	391	0.1782	69.66	313	2.6530%	Fecal		CFU/100 mL	200	283.2	86400	-	340,917.6
5439000	5/10/1995	390	390	0.1782	69.49	314	2.6615%	Fecal		CFU/100 mL	200	283.2	86400	-	340,045.7
5439000	5/9/2003	390	390	0.1782	69.49	314	2.6615%	Fecal		CFU/100 mL	200	283.2	86400	-	340,045.7
5439000	3/15/1990	389	389	0.1782	69.31	316	2.6784%	Fecal		CFU/100 mL	200	283.2	86400	-	339,173.8
5439000	1/22/1999	389	389	0.1782	69.31	316	2.6784%	Fecal		CFU/100 mL	200	283.2	86400	-	339,173.8
5439000	11/1/2009	388	388	0.1782	69.13	318	2.6954%	Fecal		CFU/100 mL	200	283.2	86400	-	338,301.9
5439000	3/14/2010	388	388	0.1782	69.13	318	2.6954%	Fecal		CFU/100 mL	200	283.2	86400	-	338,301.9
5439000	2/7/2019	388	388	0.1782	69.13	318	2.6954%	Fecal		CFU/100 mL	200	283.2	86400	-	338,301.9
5439000	2/12/2009	387	387	0.1782	68.95	321	2.7208%	Fecal		CFU/100 mL	200	283.2	86400	-	337,429.9
5439000	9/28/2019	387	387	0.1782	68.95	321	2.7208%	Fecal		CFU/100 mL	200	283.2	86400	-	337,429.9
5439000	4/18/1993	386	386	0.1782	68.77	323	2.7378%	Fecal		CFU/100 mL	200	283.2	86400	-	336,558.0
5439000	5/12/1999	386	386	0.1782	68.77	323	2.7378%	Fecal		CFU/100 mL	200	283.2	86400	-	336,558.0
5439000	3/22/2007	386	386	0.1782	68.77	323	2.7378%	Fecal		CFU/100 mL	200	283.2	86400	-	336,558.0
5439000	4/10/2008	386	386	0.1782	68.77	323	2.7378%	Fecal		CFU/100 mL	200	283.2	86400	-	336,558.0
5439000	5/6/2015	385	385	0.1782	68.60	327	2.7717%	Fecal		CFU/100 mL	200	283.2	86400	-	335,686.1
5439000	6/1/2011	383	383	0.1782	68.24	328	2.7801%	Fecal		CFU/100 mL	200	283.2	86400	-	333,942.3
5439000	6/19/1996	382	382	0.1782	68.06	329	2.7886%	Fecal		CFU/100 mL	200	283.2	86400	-	333,070.4
5439000	6/24/2013	382	382	0.1782	68.06	329	2.7886%	Fecal		CFU/100 mL	200	283.2	86400	-	333,070.4
5439000	3/19/1991	379	379	0.1782	67.53	331	2.8056%	Fecal		CFU/100 mL	200	283.2	86400	-	330,454.6
5439000	8/9/2007	379	379	0.1782	67.53	331	2.8056%	Fecal		CFU/100 mL	200	283.2	86400	-	330,454.6
5439000	2/24/1997	378	378	0.1782	67.35	333	2.8225%	Fecal		CFU/100 mL	200	283.2	86400	-	329,582.7
5439000	1/7/2008	377	377	0.1782	67.17	334	2.8310%	Fecal		CFU/100 mL	200	283.2	86400	-	328,710.8
5439000	1/9/2008	377	377	0.1782	67.17	334	2.8310%	Fecal		CFU/100 mL	200	283.2	86400	-	328,710.8
5439000	6/12/2018	377	377	0.1782	67.17	334	2.8310%	Fecal		CFU/100 mL	200	283.2	86400	-	328,710.8
5439000	9/27/1993	376	376	0.1782	66.99	337	2.8564%	Fecal		CFU/100 mL	200	283.2	86400	-	327,838.9
5439000	6/1/1996	375	375	0.1782	66.81	338	2.8649%	Fecal		CFU/100 mL	200	283.2	86400	-	326,967.0
5439000	11/29/1990	374	374	0.1782	66.64	339	2.8734%	Fecal		CFU/100 mL	200	283.2	86400	-	326,095.1
5439000	5/16/2016	374	374	0.1782	66.64	339	2.8734%	Fecal		CFU/100 mL	200	283.2	86400	-	326,095.1
5439000	3/28/1991	373	373	0.1782	66.46	341	2.8903%	Fecal		CFU/100 mL	200	283.2	86400	-	325,223.2
5439000	12/17/1992	372	372	0.1782	66.28	342	2.8988%	Fecal		CFU/100 mL	200	283.2	86400	-	324,351.3
5439000	2/27/2001	372	372	0.1782	66.28	342	2.8988%	Fecal		CFU/100 mL	200	283.2	86400	-	324,351.3
5439000	4/20/2011	372	372	0.1782	66.28	342	2.8988%	Fecal		CFU/100 mL	200	283.2	86400	-	324,351.3
5439000	6/21/2014	372	372	0.1782	66.28	342	2.8988%	Fecal		CFU/100 mL	200	283.2	86400	-	324,351.3
5439000	5/20/2020	372	372	0.1782	66.28	342	2.8988%	Fecal		CFU/100 mL	200	283.2	86400	-	324,351.3
5439000	4/20/2000	371	371	0.1782	66.10	347	2.9412%	Fecal		CFU/100 mL	200	283.2	86400	-	323,479.4
5439000	7/21/2007	371	371	0.1782	66.10	347	2.9412%	Fecal		CFU/100 mL	200	283.2	86400	-	323,479.4
5439000	2/11/2009	370	370	0.1782	65.92	349	2.9581%	Fecal		CFU/100 mL	200	283.2	86400	-	322,607.4
5439000	5/14/2004	369	369	0.1782	65.74	350	2.9666%	Fecal		CFU/100 mL	200	283.2	86400	-	321,735.5
5439000	4/22/2013	369	369	0.1782	65.74	350	2.9666%	Fecal		CFU/100 mL	200	283.2	86400	-	321,735.5
5439000	6/27/2013	369	369	0.1782	65.74	350	2.9666%	Fecal		CFU/100 mL	200	283.2	86400	-	321,735.5
5439000	3/30/2009	366	366	0.1782	65.21	353	2.9920%	Fecal		CFU/100 mL	200	283.2	86400	-	319,119.8
5439000	5/1/2009	366	366	0.1782	65.21	353	2.9920%	Fecal		CFU/100 mL	200	283.2	86400	-	319,119.8
5439000	11/19/2015	366	366	0.1782	65.21	353	2.9920%	Fecal		CFU/100 mL	200	283.2	86400	-	319,119.8
5439000	6/1/2019	366	366	0.1782	65.21	353	2.9920%	Fecal		CFU/100 mL	200	283.2	86400	-	319,119.8
5439000	4/21/1998	364	364	0.1782	64.85	357	3.0259%	Fecal		CFU/100 mL	200	283.2	86400	-	317,376.0
5439000	6/12/2011	364	364	0.1782	64.85	357	3.0259%	Fecal		CFU/100 mL	200	283.2	86400	-	317,376.0
5439000	9/24/2019	364	364	0.1782	64.85	357	3.0259%	Fecal		CFU/100 mL	200	283.2	86400	-	317,376.0
5439000	4/1/2008	362	362	0.1782	64.50	360	3.0514%	Fecal		CFU/100 mL	200	283.2	86400	-	315,632.1
5439000	2/6/2019	361	361	0.1782	64.32	361	3.0598%	Fecal		CFU/100 mL	200	283.2	86400	-	314,760.2
5439000	9/22/2019	361	361	0.1782	64.32	361	3.0598%	Fecal		CFU/100 mL	200	283.2	86400	-	314,760.2
5439000	8/8/1996	360	360	0.1782	64.14	363	3.0768%	Fecal		CFU/100 mL	200	283.2	86400	-	313,888.3
5439000	5/14/2002	360	360	0.1782	64.14	363	3.0768%	Fecal		CFU/100 mL	200	283.2	86400	-	313,888.3
5439000	9/19/2008	359	359	0.1782	63.96	365	3.0937%	Fecal		CFU/100 mL	200	283.2	86400	-	313,016.4
5439000	7/1/2013	359	359	0.1782	63.96	365	3.0937%	Fecal		CFU/100 mL	200	283.2	86400	-	313,016.4
5439000	6/15/1999	358	358	0.1782	63.79	367	3.1107%	Fecal		CFU/100 mL	200	283.2	86400	-	312,144.5
5439000	4/13/2008	358	358	0.1782	63.79	367	3.1107%	Fecal		CFU/100 mL	200	283.2	86400	-	312,144.5
5439000	3/17/2014	358	358	0.1782	63.79	367	3.1107%	Fecal		CFU/100 mL	200	283.2	86400	-	312,144.5
5439000	4/6/2022	358	358	0.1459	52.24	513	4.3482%	Fecal		CFU/100 mL	200	283.2	86400	-	255,667.9
5439000	2/22/1994	357	357	0.1782	63.61	370	3.1361%	Fecal		CFU/100 mL	200	283.2	86400	-	311,272.6
5439000	3/14/2008	357	357	0.1782	63.61	370	3.1361%	Fecal		CFU/100 mL	200	283.2	86400	-	311,272.6
5439000	3/7/1993	356	356	0.1782	63.43	372	3.1531%	Fecal		CFU/100 mL	200	283.2	86400	-	310,400.7
5439000	1/15/1995	356	356	0.1782	63.43	372	3.1531%	Fecal		CFU/100 mL	200	283.2	86400	-	310,400.7
5439000	5/29/1995	356	356	0.1782	63.43	372	3.1531%	Fecal		CFU/100 mL	200	283.2	86400	-	310,400.7

Gage ID	Date	Discharge (CFS)	Gage Discharge (less Surrogate NPDES) (CFS)	Watershed Area Ratio	Calculated flow (CFS)	Rank	Flow Exceedance %	Parameter	Results	Units (mg or micro_gram	Limit/Standard	100mL/CF	sec/day	Actual Load (million colonies/day)	Allowable Load (million colonies/day)
5439000	3/3/2007	355	355	0.1782	63.25	375	3.1785%	Fecal		CFU/100 mL	200	283.2	86400	-	309,528.8
5439000	4/27/2007	355	355	0.1782	63.25	375	3.1785%	Fecal		CFU/100 mL	200	283.2	86400	-	309,528.8
5439000	1/1/2009	355	355	0.1782	63.25	375	3.1785%	Fecal		CFU/100 mL	200	283.2	86400	-	309,528.8
5439000	3/12/2009	355	355	0.1782	63.25	375	3.1785%	Fecal		CFU/100 mL	200	283.2	86400	-	309,528.8
5439000	12/28/2009	355	355	0.1782	63.25	375	3.1785%	Fecal		CFU/100 mL	200	283.2	86400	-	309,528.8
5439000	2/5/2019	355	355	0.1782	63.25	375	3.1785%	Fecal		CFU/100 mL	200	283.2	86400	-	309,528.8
5439000	11/28/2015	354	354	0.1782	63.07	381	3.2294%	Fecal		CFU/100 mL	200	283.2	86400	-	308,656.8
5439000	5/5/2019	354	354	0.1782	63.07	381	3.2294%	Fecal		CFU/100 mL	200	283.2	86400	-	308,656.8
5439000	10/29/2019	354	354	0.1782	63.07	381	3.2294%	Fecal		CFU/100 mL	200	283.2	86400	-	308,656.8
5439000	6/19/1993	353	353	0.1782	62.89	384	3.2548%	Fecal		CFU/100 mL	200	283.2	86400	-	307,784.9
5439000	7/10/2007	352	352	0.1782	62.72	385	3.2633%	Fecal		CFU/100 mL	200	283.2	86400	-	306,913.0
5439000	2/28/2009	352	352	0.1782	62.72	385	3.2633%	Fecal		CFU/100 mL	200	283.2	86400	-	306,913.0
5439000	6/9/2009	352	352	0.1782	62.72	385	3.2633%	Fecal		CFU/100 mL	200	283.2	86400	-	306,913.0
5439000	3/27/1993	351	351	0.1782	62.54	388	3.2887%	Fecal		CFU/100 mL	200	283.2	86400	-	306,041.1
5439000	4/21/1993	351	351	0.1782	62.54	388	3.2887%	Fecal		CFU/100 mL	200	283.2	86400	-	306,041.1
5439000	5/27/2011	351	351	0.1782	62.54	388	3.2887%	Fecal		CFU/100 mL	200	283.2	86400	-	306,041.1
5439000	3/14/2013	351	351	0.1782	62.54	388	3.2887%	Fecal		CFU/100 mL	200	283.2	86400	-	306,041.1
5439000	6/21/2015	351	351	0.1782	62.54	388	3.2887%	Fecal		CFU/100 mL	200	283.2	86400	-	306,041.1
5439000	3/31/2020	351	351	0.1782	62.54	388	3.2887%	Fecal		CFU/100 mL	200	283.2	86400	-	306,041.1
5439000	5/7/1998	350	350	0.1782	62.36	394	3.3395%	Fecal		CFU/100 mL	200	283.2	86400	-	305,169.2
5439000	2/19/2011	350	350	0.1782	62.36	394	3.3395%	Fecal		CFU/100 mL	200	283.2	86400	-	305,169.2
5439000	3/16/2019	350	350	0.1782	62.36	394	3.3395%	Fecal		CFU/100 mL	200	283.2	86400	-	305,169.2
5439000	3/30/2017	349	349	0.1782	62.18	397	3.3650%	Fecal		CFU/100 mL	200	283.2	86400	-	304,297.3
5439000	3/5/2011	348	348	0.1782	62.00	398	3.3735%	Fecal		CFU/100 mL	200	283.2	86400	-	303,425.4
5439000	4/12/1995	347	347	0.1782	61.83	399	3.3819%	Fecal		CFU/100 mL	200	283.2	86400	-	302,553.5
5439000	2/9/2009	346	346	0.1782	61.65	400	3.3904%	Fecal		CFU/100 mL	200	283.2	86400	-	301,681.6
5439000	2/25/2000	345	345	0.1782	61.47	401	3.3989%	Fecal		CFU/100 mL	200	283.2	86400	-	300,809.6
5439000	6/16/2000	345	345	0.1782	61.47	401	3.3989%	Fecal		CFU/100 mL	200	283.2	86400	-	300,809.6
5439000	5/19/2019	345	345	0.1782	61.47	401	3.3989%	Fecal		CFU/100 mL	200	283.2	86400	-	300,809.6
5439000	4/16/1991	344	344	0.1782	61.29	404	3.4243%	Fecal		CFU/100 mL	200	283.2	86400	-	299,937.7
5439000	11/23/1992	344	344	0.1782	61.29	404	3.4243%	Fecal		CFU/100 mL	200	283.2	86400	-	299,937.7
5439000	3/10/2020	344	344	0.1782	61.29	404	3.4243%	Fecal		CFU/100 mL	200	283.2	86400	-	299,937.7
5439000	4/4/1993	343	343	0.1782	61.11	407	3.4497%	Fecal		CFU/100 mL	200	283.2	86400	-	299,065.8
5439000	7/24/2010	342	342	0.1782	60.93	408	3.4582%	Fecal		CFU/100 mL	200	283.2	86400	-	298,193.9
5439000	6/30/2021	342	342	0.1782	60.93	408	3.4582%	Fecal		CFU/100 mL	200	283.2	86400	-	298,193.9
5439000	4/9/2002	341	341	0.1782	60.76	410	3.4752%	Fecal		CFU/100 mL	200	283.2	86400	-	297,322.0
5439000	8/30/2007	341	341	0.1782	60.76	410	3.4752%	Fecal		CFU/100 mL	200	283.2	86400	-	297,322.0
5439000	5/12/2017	341	341	0.1782	60.76	410	3.4752%	Fecal		CFU/100 mL	200	283.2	86400	-	297,322.0
5439000	4/24/2013	340	340	0.1782	60.58	413	3.5006%	Fecal		CFU/100 mL	200	283.2	86400	-	296,450.1
5439000	6/20/2015	340	340	0.1782	60.58	413	3.5006%	Fecal		CFU/100 mL	200	283.2	86400	-	296,450.1
5439000	10/5/2019	340	340	0.1782	60.58	413	3.5006%	Fecal		CFU/100 mL	200	283.2	86400	-	296,450.1
5439000	6/3/2004	338	338	0.1782	60.22	416	3.5260%	Fecal		CFU/100 mL	200	283.2	86400	-	294,706.3
5439000	4/19/1993	337	337	0.1782	60.04	417	3.5345%	Fecal		CFU/100 mL	200	283.2	86400	-	293,834.3
5439000	2/23/2022	337	337	0.1459	49.18	566	4.7974%	Fecal		CFU/100 mL	200	283.2	86400	-	240,670.6
5439000	3/12/2007	336	336	0.1782	59.87	418	3.5430%	Fecal		CFU/100 mL	200	283.2	86400	-	292,962.4
5439000	2/8/2019	336	336	0.1782	59.87	418	3.5430%	Fecal		CFU/100 mL	200	283.2	86400	-	292,962.4
5439000	5/9/1995	335	335	0.1782	59.69	420	3.5599%	Fecal		CFU/100 mL	200	283.2	86400	-	292,090.5
5439000	5/28/2019	335	335	0.1782	59.69	420	3.5599%	Fecal		CFU/100 mL	200	283.2	86400	-	292,090.5
5439000	3/12/2008	334	334	0.1782	59.51	422	3.5769%	Fecal		CFU/100 mL	200	283.2	86400	-	291,218.6
5439000	4/5/2017	334	334	0.1782	59.51	422	3.5769%	Fecal		CFU/100 mL	200	283.2	86400	-	291,218.6
5439000	5/11/1990	333	333	0.1782	59.33	424	3.5938%	Fecal		CFU/100 mL	200	283.2	86400	-	290,346.7
5439000	5/10/1998	333	333	0.1782	59.33	424	3.5938%	Fecal		CFU/100 mL	200	283.2	86400	-	290,346.7
5439000	5/10/2003	333	333	0.1782	59.33	424	3.5938%	Fecal		CFU/100 mL	200	283.2	86400	-	290,346.7
5439000	10/1/2019	333	333	0.1782	59.33	424	3.5938%	Fecal		CFU/100 mL	200	283.2	86400	-	290,346.7
5439000	2/23/2018	332	332	0.1782	59.15	428	3.6277%	Fecal		CFU/100 mL	200	283.2	86400	-	289,474.8
5439000	4/28/1999	331	331	0.1782	58.97	429	3.6362%	Fecal		CFU/100 mL	200	283.2	86400	-	288,602.9
5439000	3/23/2007	331	331	0.1782	58.97	429	3.6362%	Fecal		CFU/100 mL	200	283.2	86400	-	288,602.9
5439000	11/26/1992	329	329	0.1782	58.62	431	3.6532%	Fecal		CFU/100 mL	200	283.2	86400	-	286,859.0
5439000	3/11/2019	329	329	0.1782	58.62	431	3.6532%	Fecal		CFU/100 mL	200	283.2	86400	-	286,859.0
5439000	4/9/2008	328	328	0.1782	58.44	433	3.6701%	Fecal		CFU/100 mL	200	283.2	86400	-	285,987.1
5439000	1/1/2019	328	328	0.1782	58.44	433	3.6701%	Fecal		CFU/100 mL	200	283.2	86400	-	285,987.1
5439000	8/22/2007	327	327	0.1782	58.26	435	3.6871%	Fecal		CFU/100 mL	200	283.2	86400	-	285,115.2
5439000	4/7/2017	326	326	0.1782	58.08	436	3.6955%	Fecal		CFU/100 mL	200	283.2	86400	-	284,243.3
5439000	1/24/2010	322	322	0.1782	57.37	437	3.7040%	Fecal		CFU/100 mL	200	283.2	86400	-	280,755.7
5439000	4/16/1999	321	321	0.1782	57.19	438	3.7125%	Fecal		CFU/100 mL	200	283.2	86400	-	279,883.8
5439000	5/14/1999	321	321	0.1782	57.19	438	3.7125%	Fecal		CFU/100 mL	200	283.2	86400	-	279,883.8
5439000	3/19/2014	321	321	0.1782	57.19	438	3.7125%	Fecal		CFU/100 mL	200	283.2	86400	-	279,883.8
5439000	5/24/2019	321	321	0.1782	57.19	438	3.7125%	Fecal		CFU/100 mL	200	283.2	86400	-	279,883.8
5439000	12/16/1992	320	320	0.1782	57.01	442	3.7464%	Fecal		CFU/100 mL	200	283.2	86400	-	279,011.8
5439000	2/20/2011	320	320	0.1782	57.01	442	3.7464%	Fecal		CFU/100 mL	200	283.2	86400	-	279,011.8
5439000	5/27/1996	319	319	0.1782	56.84	444	3.7633%	Fecal		CFU/100 mL	200	283.2	86400	-	278,139.9
5439000	3/19/1998	319	319	0.1782	56.84	444	3.7633%	Fecal		CFU/100 mL	200	283.2	86400	-	278,139.9
5439000	4/26/2007	319	319	0.1782	56.84	444	3.7633%	Fecal		CFU/100 mL	200	283.2	86400	-	278,139.9
5439000	3/5/2008	319	319	0.1782	56.84	444	3.7633%	Fecal		CFU/100 mL	200	283.2	86400	-	278,139.9
5439000	5/2/2016	319	319	0.1782	56.84	444	3.7633%	Fecal		CFU/100 mL	200	283.2	86400	-	278,139.9
5439000	6/21/1993	318	318	0.1782	56.66	449	3.8057%	Fecal		CFU/100 mL	200	283.2	86400	-	277,268.0
5439000	4/27/1995	318	318	0.1782	56.66	449	3.8057%	Fecal		CFU/100 mL	200	283.2	86400	-	277,268.0
5439000	3/5/2004	316	316	0.1782	56.30	451	3.8227%	Fecal		CFU/100 mL	200	283.2	86400	-	275,524.2
5439000	6/17/1996	315	315	0.1782	56.12	452	3.8312%	Fecal		CFU/100 mL	200	283.2	86400	-	274,652.3
5439000	4/22/1998	315	315	0.1782	56.12	452	3.8312%	Fecal		CFU/100 mL	200	283.2	86400	-	274,652.3
5439000	4/20/2009	315	315	0.1782	56.12	452	3.8312%	Fecal		CFU/100 mL	200	283.2	86400	-	274,652.3
5439000	12/4/2018	315	315	0.1782	56.12	452	3.8312%	Fecal		CFU/100 mL	200	283.2	86400	-	274,652.3
5439000	6/11/1993	314	314	0.1782	55.95	456	3.8651%	Fecal		CFU/100 mL	200	283.2	86400	-	273,780.4
5439000	5/25/1996	314	314	0.1782	55.95	456	3.8651%	Fecal		CFU/100 mL	200	283.2	86400	-	273,780.4
5439000	3/24/2007	314	314	0.1782	55.95	456	3.8651%	Fecal		CFU/100 mL	200	283.2	86400	-	273,780.4
5439000	5/4/2017	314	314	0.1782	55.95	456	3.8651%	Fecal		CFU/100 mL	200	283.2	86400	-	273,780.4
5439000	4/29/2020	314	314	0.1782	55.95	456	3.8651%	Fecal		CFU/100 mL	200	283.2	86400	-	273,780.4
5439000	4/25/1999	313	313	0.1782	55.77	461	3.9074%	Fecal		CFU/100 mL	200	283.2	86400	-	272,908.5
5439000	6/26/2021	313	313	0.1782	55.77	461	3.9074%	Fecal		CFU/100 mL	200	283.2	86400	-	272,908.5
5439000	5/26/1996	312	312	0.1782	55.59	463	3.9244%	Fecal		CFU/100 mL	200	283.2	86400	-	272,036.5
5439000	6/4/1996	312	312	0.1782	55.59	463	3.9244%	Fecal		CFU/100 mL	200	283.2	86400	-	272,036.5
5439000	4/30/2009	312	312	0.1782	55.59	463	3.9244%	Fecal		CFU/100 mL	200	283.2	86400	-	272,036.5
5439000	2/21/2011	312	312	0.1782	55.59	463	3.9244%	Fecal		CFU/100 mL	200	283.2	86400	-	272,036.5
5439000	7/23/1996	311	311	0.1782	55.41	467	3.9583%	Fecal		CFU/100 mL	200	283.2	86400	-	271,164.6
5439000	2/12/2001	311	311	0.1782	55.41	467	3.9583%	Fecal		CFU/100 mL	200	283.2	86400	-	271,164.6
5439000	3/9/2002	311	311	0.1782	55.41	467	3.9583%	Fecal		CFU/100 mL	200	283.2	86400	-	271,164.6
5439000	6/1/1991	310	310	0.1782	55.23	470	3.9837%	Fecal		CFU/100 mL	200	283.2	86400	-	270,292.7
5439000	5/11/1995	310	310	0.1782	55.23	470	3.9837%	Fecal		CFU/100 mL	200	283.2	86400	-	270,292.7
5439000	4/2/2009	310	310	0.1782	55.23	470	3.9837%	Fecal		CFU/100 mL	200	283.2	86400	-	270,292.7
5439000	4/8/1993	309	309	0.1782	55.05	473	4.0092%	Fecal		CFU/100 mL	200	283.2	86400	-	269,420.8
5439000	4/17/1999	309	309	0.1782	55.05	473	4.0092%	Fecal		CFU/100 mL	200	283.2	86400	-	269,420.8
5439000	6/8/2002	309	309	0.1782	55.05	473	4.0092%	Fecal		CFU/100 mL	200	283.2	86400	-	269,420.8
5439000	5/16/2009	309	309	0.1782	55.05	473	4.0092%	Fecal		CFU/100 mL	200	283.2	86400	-	269,420.8
5439000	5/16/2011	309	309	0.1782	55.05	473	4.0092%	Fecal		CFU/100 mL	200	283.2	86400	-	269,420.8
5439000	4/23/2013	309	309	0.1782	55.05	473	4.0092%	Fecal		CFU/100 mL	200	283.2	86400	-	269,420.8
5439000	4/10/1993	308	308	0.1782	54.88	479	4.0600%	Fecal		CFU/100 mL	200	283.2	86400	-	268,548.9
5439000	6/25/2000	308	308	0.1782	54.88	479	4.0600%	Fecal		CFU/100 mL	200	283.2	86400	-	268,548.9
5439000	6/4/2008	308	308	0.1782	54.88	479	4.0600%	Fecal		CFU/100 mL	200	283.2	86400	-	268,548.9
5439000	6/8/1996	307	307	0.1782	54.70	482	4.0854%	Fecal		CFU/100 mL	200	283.2	86400	-	267,677.0
5439000	6/1/2000	307	307	0.1782	54.70	482	4.0854%	Fecal		CFU/100 mL	200	283.2	86400	-	267,677.0
5439000	5/25/2004	307	307	0.1782	54.70	482	4.0854%	Fecal		CFU/100 mL	200	283.2	86400	-	267,677.0
5439000	11/10/2011	307	307	0.1782	54.70	482	4.0854%	Fecal		CFU/100 mL	200	283.2	86400	-	267,677.0
5439000	3/3/1997	306	306	0.1782	54.52	486	4.1193%	Fecal		CFU/100 mL	200	283.2	86400	-	266,805.1
5439000	10/6/2019	306	306	0.1782	54.52	486	4.1193%	Fecal		CFU/100 mL	200	283.2	86400	-	266,805.1
5439000	3/16/1990	305	305	0.1782	54.34	488	4.1363%	Fecal		CFU/100 mL	200	283.2	86400	-	265,933.2
5439000	3/2/2018	305	305	0.1782	54.34	488	4.1363%	Fecal		CFU/100 mL	200	283.2	86400	-	265,933.2
5439000	3/18/1998	303	303	0.1782	53.99	490	4.1532%	Fecal		CFU/100 mL	200	283.2	86400	-	264,189.3
5439000	5/13/2008	303	303	0.1782	53.99	490	4.1532%	Fecal		CFU/100 mL	200	283.2	86400	-	264,189.3
5439000	6/27/1994	302	302	0.1782	53.81	492	4.1702%	Fecal		CFU/100 mL	200	283.2	86400	-	263,317.4
5439000	3/16/2001	302	302	0.1782	53.81	492	4.1702%	Fecal		CFU/100 mL	200	283.2	86400	-	263,317.4
5439000	5/11/2019	301	301	0.1782	53.63	494	4.1872%	Fecal		CFU/100 mL	200	283.2	86400	-	262,445.5
5439000	11/13/1992	300	300	0.1782	53.45	495	4.1956%	Fecal		CFU/100 mL	200	283.2	86400	-	261,573.6
5439000	12/16/2011	300	300	0.1782	53.45	495	4.1956%	Fecal		CFU/100 mL	200	283.2	86400	-	261,573.6
5439000	6/11/1998	299	299	0.1782	53.27	497	4.2126%	Fecal		CFU/100 mL	200	283.2	86400	-	260,701.7
5439000	4/22/1999	299	299	0.1782	53.27	497	4.2126%	Fecal		CFU/100 mL	200	283.2	86400	-	260,701.7

Gage ID	Date	Discharge (CFS)	Gage Discharge (less Surrogate NPDES) (CFS)	Watershed Area Ratio	Calculated flow (CFS)	Rank	Flow Exceedance %	Parameter	Results	Units (mg or micro_gram	Limit/Standard	100mL/CF	sec/day	Actual Load (million colonies/day)	Allowable Load (million colonies/day)
5439000	11/9/2011	299	299	0.1782	53.27	497	4.2126%	Fecal		CFU/100 mL	200	283.2	86400	-	260,701.7
5439000	6/12/2004	298	298	0.1782	53.09	500	4.2380%	Fecal		CFU/100 mL	200	283.2	86400	-	259,829.8
5439000	3/13/2007	298	298	0.1782	53.09	500	4.2380%	Fecal		CFU/100 mL	200	283.2	86400	-	259,829.8
5439000	3/26/2009	298	298	0.1782	53.09	500	4.2380%	Fecal		CFU/100 mL	200	283.2	86400	-	259,829.8
5439000	11/21/1992	297	297	0.1782	52.92	503	4.2634%	Fecal		CFU/100 mL	200	283.2	86400	-	258,957.9
5439000	5/26/1995	297	297	0.1782	52.92	503	4.2634%	Fecal		CFU/100 mL	200	283.2	86400	-	258,957.9
5439000	6/3/1999	296	296	0.1782	52.74	505	4.2804%	Fecal		CFU/100 mL	200	283.2	86400	-	258,086.0
5439000	4/7/2022	296	296	0.1459	43.20	692	5.8654%	Fecal		CFU/100 mL	200	283.2	86400	-	211,390.2
5439000	2/17/2008	295	295	0.1782	52.56	506	4.2889%	Fecal		CFU/100 mL	200	283.2	86400	-	257,214.0
5439000	3/1/2018	295	295	0.1782	52.56	506	4.2889%	Fecal		CFU/100 mL	200	283.2	86400	-	257,214.0
5439000	11/2/2019	295	295	0.1782	52.56	506	4.2889%	Fecal		CFU/100 mL	200	283.2	86400	-	257,214.0
5439000	1/6/1993	294	294	0.1782	52.38	509	4.3143%	Fecal		CFU/100 mL	200	283.2	86400	-	256,342.1
5439000	3/15/2010	294	294	0.1782	52.38	509	4.3143%	Fecal		CFU/100 mL	200	283.2	86400	-	256,342.1
5439000	5/18/2019	294	294	0.1782	52.38	509	4.3143%	Fecal		CFU/100 mL	200	283.2	86400	-	256,342.1
5439000	3/7/2021	294	294	0.1782	52.38	509	4.3143%	Fecal		CFU/100 mL	200	283.2	86400	-	256,342.1
5439000	5/17/2002	293	293	0.1782	52.20	514	4.3567%	Fecal		CFU/100 mL	200	283.2	86400	-	255,470.2
5439000	10/2/2019	293	293	0.1782	52.20	514	4.3567%	Fecal		CFU/100 mL	200	283.2	86400	-	255,470.2
5439000	12/23/2015	292	292	0.1782	52.03	516	4.3736%	Fecal		CFU/100 mL	200	283.2	86400	-	254,598.3
5439000	3/28/1993	291	291	0.1782	51.85	517	4.3821%	Fecal		CFU/100 mL	200	283.2	86400	-	253,726.4
5439000	6/30/1993	291	291	0.1782	51.85	517	4.3821%	Fecal		CFU/100 mL	200	283.2	86400	-	253,726.4
5439000	2/12/1998	290	290	0.1782	51.67	519	4.3991%	Fecal		CFU/100 mL	200	283.2	86400	-	252,854.5
5439000	12/30/2019	290	290	0.1782	51.67	519	4.3991%	Fecal		CFU/100 mL	200	283.2	86400	-	252,854.5
5439000	11/22/1992	289	289	0.1782	51.49	521	4.4160%	Fecal		CFU/100 mL	200	283.2	86400	-	251,982.6
5439000	5/13/2003	289	289	0.1782	51.49	521	4.4160%	Fecal		CFU/100 mL	200	283.2	86400	-	251,982.6
5439000	4/1/1998	288	288	0.1782	51.31	523	4.4330%	Fecal		CFU/100 mL	200	283.2	86400	-	251,110.7
5439000	5/29/1991	287	287	0.1782	51.13	524	4.4414%	Fecal		CFU/100 mL	200	283.2	86400	-	250,238.7
5439000	4/9/1998	286	286	0.1782	50.96	525	4.4499%	Fecal		CFU/100 mL	200	283.2	86400	-	249,366.8
5439000	1/28/1999	286	286	0.1782	50.96	525	4.4499%	Fecal		CFU/100 mL	200	283.2	86400	-	249,366.8
5439000	5/2/2009	286	286	0.1782	50.96	525	4.4499%	Fecal		CFU/100 mL	200	283.2	86400	-	249,366.8
5439000	5/16/2010	286	286	0.1782	50.96	525	4.4499%	Fecal		CFU/100 mL	200	283.2	86400	-	249,366.8
5439000	4/2/2017	286	286	0.1782	50.96	525	4.4499%	Fecal		CFU/100 mL	200	283.2	86400	-	249,366.8
5439000	7/27/2017	286	286	0.1782	50.96	525	4.4499%	Fecal		CFU/100 mL	200	283.2	86400	-	249,366.8
5439000	4/5/1993	285	285	0.1782	50.78	531	4.5008%	Fecal		CFU/100 mL	200	283.2	86400	-	248,494.9
5439000	9/28/1993	285	285	0.1782	50.78	531	4.5008%	Fecal		CFU/100 mL	200	283.2	86400	-	248,494.9
5439000	6/2/2011	285	285	0.1782	50.78	531	4.5008%	Fecal		CFU/100 mL	200	283.2	86400	-	248,494.9
5439000	6/23/2014	285	285	0.1782	50.78	531	4.5008%	Fecal		CFU/100 mL	200	283.2	86400	-	248,494.9
5439000	5/16/2018	285	285	0.1782	50.78	531	4.5008%	Fecal		CFU/100 mL	200	283.2	86400	-	248,494.9
5439000	1/11/2020	285	285	0.1782	50.78	531	4.5008%	Fecal		CFU/100 mL	200	283.2	86400	-	248,494.9
5439000	6/22/2015	284	284	0.1782	50.60	537	4.5516%	Fecal		CFU/100 mL	200	283.2	86400	-	247,623.0
5439000	6/16/1993	283	283	0.1782	50.42	538	4.5601%	Fecal		CFU/100 mL	200	283.2	86400	-	246,751.1
5439000	9/15/1993	283	283	0.1782	50.42	538	4.5601%	Fecal		CFU/100 mL	200	283.2	86400	-	246,751.1
5439000	11/30/1991	282	282	0.1782	50.24	540	4.5770%	Fecal		CFU/100 mL	200	283.2	86400	-	245,879.2
5439000	11/8/1994	282	282	0.1782	50.24	540	4.5770%	Fecal		CFU/100 mL	200	283.2	86400	-	245,879.2
5439000	12/24/2007	282	282	0.1782	50.24	540	4.5770%	Fecal		CFU/100 mL	200	283.2	86400	-	245,879.2
5439000	6/24/2010	282	282	0.1782	50.24	540	4.5770%	Fecal		CFU/100 mL	200	283.2	86400	-	245,879.2
5439000	3/10/2013	282	282	0.1782	50.24	540	4.5770%	Fecal		CFU/100 mL	200	283.2	86400	-	245,879.2
5439000	5/17/2019	282	282	0.1782	50.24	540	4.5770%	Fecal		CFU/100 mL	200	283.2	86400	-	245,879.2
5439000	5/22/2019	282	282	0.1782	50.24	540	4.5770%	Fecal		CFU/100 mL	200	283.2	86400	-	245,879.2
5439000	9/17/2019	282	282	0.1782	50.24	540	4.5770%	Fecal		CFU/100 mL	200	283.2	86400	-	245,879.2
5439000	4/25/2013	281	281	0.1782	50.07	548	4.6449%	Fecal		CFU/100 mL	200	283.2	86400	-	245,007.3
5439000	6/24/2018	281	281	0.1782	50.07	548	4.6449%	Fecal		CFU/100 mL	200	283.2	86400	-	245,007.3
5439000	6/25/1996	280	280	0.1782	49.89	550	4.6618%	Fecal		CFU/100 mL	200	283.2	86400	-	244,135.4
5439000	2/12/1999	280	280	0.1782	49.89	550	4.6618%	Fecal		CFU/100 mL	200	283.2	86400	-	244,135.4
5439000	8/31/2007	280	280	0.1782	49.89	550	4.6618%	Fecal		CFU/100 mL	200	283.2	86400	-	244,135.4
5439000	7/4/2014	280	280	0.1782	49.89	550	4.6618%	Fecal		CFU/100 mL	200	283.2	86400	-	244,135.4
5439000	4/16/2017	280	280	0.1782	49.89	550	4.6618%	Fecal		CFU/100 mL	200	283.2	86400	-	244,135.4
5439000	5/21/2020	280	280	0.1782	49.89	550	4.6618%	Fecal		CFU/100 mL	200	283.2	86400	-	244,135.4
5439000	5/16/2004	279	279	0.1782	49.71	556	4.7127%	Fecal		CFU/100 mL	200	283.2	86400	-	243,263.4
5439000	11/24/1992	278	278	0.1782	49.53	557	4.7211%	Fecal		CFU/100 mL	200	283.2	86400	-	242,391.5
5439000	6/20/1996	278	278	0.1782	49.53	557	4.7211%	Fecal		CFU/100 mL	200	283.2	86400	-	242,391.5
5439000	9/20/2008	278	278	0.1782	49.53	557	4.7211%	Fecal		CFU/100 mL	200	283.2	86400	-	242,391.5
5439000	12/17/2015	278	278	0.1782	49.53	557	4.7211%	Fecal		CFU/100 mL	200	283.2	86400	-	242,391.5
5439000	2/25/2018	278	278	0.1782	49.53	557	4.7211%	Fecal		CFU/100 mL	200	283.2	86400	-	242,391.5
5439000	2/25/2019	278	278	0.1782	49.53	557	4.7211%	Fecal		CFU/100 mL	200	283.2	86400	-	242,391.5
5439000	4/22/1993	277	277	0.1782	49.35	563	4.7720%	Fecal		CFU/100 mL	200	283.2	86400	-	241,519.6
5439000	3/18/2014	277	277	0.1782	49.35	563	4.7720%	Fecal		CFU/100 mL	200	283.2	86400	-	241,519.6
5439000	3/20/2014	277	277	0.1782	49.35	563	4.7720%	Fecal		CFU/100 mL	200	283.2	86400	-	241,519.6
5439000	5/31/1991	276	276	0.1782	49.18	567	4.8059%	Fecal		CFU/100 mL	200	283.2	86400	-	240,647.7
5439000	5/17/2016	276	276	0.1782	49.18	567	4.8059%	Fecal		CFU/100 mL	200	283.2	86400	-	240,647.7
5439000	10/30/2019	276	276	0.1782	49.18	567	4.8059%	Fecal		CFU/100 mL	200	283.2	86400	-	240,647.7
5439000	5/6/2019	275	275	0.1782	49.00	570	4.8313%	Fecal		CFU/100 mL	200	283.2	86400	-	239,775.8
5439000	4/18/1998	274	274	0.1782	48.82	571	4.8398%	Fecal		CFU/100 mL	200	283.2	86400	-	238,903.9
5439000	5/15/2002	274	274	0.1782	48.82	571	4.8398%	Fecal		CFU/100 mL	200	283.2	86400	-	238,903.9
5439000	1/26/2010	274	274	0.1782	48.82	571	4.8398%	Fecal		CFU/100 mL	200	283.2	86400	-	238,903.9
5439000	4/27/2011	274	274	0.1782	48.82	571	4.8398%	Fecal		CFU/100 mL	200	283.2	86400	-	238,903.9
5439000	3/20/1991	273	273	0.1782	48.64	575	4.8737%	Fecal		CFU/100 mL	200	283.2	86400	-	238,032.0
5439000	6/19/2014	273	273	0.1782	48.64	575	4.8737%	Fecal		CFU/100 mL	200	283.2	86400	-	238,032.0
5439000	5/12/1990	272	272	0.1782	48.46	577	4.8907%	Fecal		CFU/100 mL	200	283.2	86400	-	237,160.1
5439000	11/2/2009	272	272	0.1782	48.46	577	4.8907%	Fecal		CFU/100 mL	200	283.2	86400	-	237,160.1
5439000	12/1/2015	272	272	0.1782	48.46	577	4.8907%	Fecal		CFU/100 mL	200	283.2	86400	-	237,160.1
5439000	1/24/1993	271	271	0.1782	48.28	580	4.9161%	Fecal		CFU/100 mL	200	283.2	86400	-	236,288.2
5439000	3/1/2007	271	271	0.1782	48.28	580	4.9161%	Fecal		CFU/100 mL	200	283.2	86400	-	236,288.2
5439000	1/10/2008	271	271	0.1782	48.28	580	4.9161%	Fecal		CFU/100 mL	200	283.2	86400	-	236,288.2
5439000	5/1/2003	270	270	0.1782	48.11	583	4.9415%	Fecal		CFU/100 mL	200	283.2	86400	-	235,416.2
5439000	12/31/2015	270	270	0.1782	48.11	583	4.9415%	Fecal		CFU/100 mL	200	283.2	86400	-	235,416.2
5439000	3/8/1993	269	269	0.1782	47.93	585	4.9585%	Fecal		CFU/100 mL	200	283.2	86400	-	234,544.3
5439000	6/13/1998	269	269	0.1782	47.93	585	4.9585%	Fecal		CFU/100 mL	200	283.2	86400	-	234,544.3
5439000	7/3/2000	269	269	0.1782	47.93	585	4.9585%	Fecal		CFU/100 mL	200	283.2	86400	-	234,544.3
5439000	3/13/2009	269	269	0.1782	47.93	585	4.9585%	Fecal		CFU/100 mL	200	283.2	86400	-	234,544.3
5439000	3/6/2011	269	269	0.1782	47.93	585	4.9585%	Fecal		CFU/100 mL	200	283.2	86400	-	234,544.3
5439000	10/23/2009	268	268	0.1782	47.75	590	5.0008%	Fecal		CFU/100 mL	200	283.2	86400	-	233,672.4
5439000	6/13/2011	268	268	0.1782	47.75	590	5.0008%	Fecal		CFU/100 mL	200	283.2	86400	-	233,672.4
5439000	5/7/2015	268	268	0.1782	47.75	590	5.0008%	Fecal		CFU/100 mL	200	283.2	86400	-	233,672.4
5439000	11/30/1990	267	267	0.1782	47.57	593	5.0263%	Fecal		CFU/100 mL	200	283.2	86400	-	232,800.5
5439000	3/2/1991	267	267	0.1782	47.57	593	5.0263%	Fecal		CFU/100 mL	200	283.2	86400	-	232,800.5
5439000	5/16/2002	267	267	0.1782	47.57	593	5.0263%	Fecal		CFU/100 mL	200	283.2	86400	-	232,800.5
5439000	5/20/2004	267	267	0.1782	47.57	593	5.0263%	Fecal		CFU/100 mL	200	283.2	86400	-	232,800.5
5439000	4/14/2008	267	267	0.1782	47.57	593	5.0263%	Fecal		CFU/100 mL	200	283.2	86400	-	232,800.5
5439000	2/24/2018	267	267	0.1782	47.57	593	5.0263%	Fecal		CFU/100 mL	200	283.2	86400	-	232,800.5
5439000	5/1/2020	267	267	0.1782	47.57	593	5.0263%	Fecal		CFU/100 mL	200	283.2	86400	-	232,800.5
5439000	5/27/1995	266	266	0.1782	47.39	600	5.0856%	Fecal		CFU/100 mL	200	283.2	86400	-	231,928.6
5439000	12/29/2009	266	266	0.1782	47.39	600	5.0856%	Fecal		CFU/100 mL	200	283.2	86400	-	231,928.6
5439000	6/29/2013	266	266	0.1782	47.39	600	5.0856%	Fecal		CFU/100 mL	200	283.2	86400	-	231,928.6
5439000	12/2/2015	266	266	0.1782	47.39	600	5.0856%	Fecal		CFU/100 mL	200	283.2	86400	-	231,928.6
5439000	5/14/2020	266	266	0.1782	47.39	600	5.0856%	Fecal		CFU/100 mL	200	283.2	86400	-	231,928.6
5439000	2/25/1997	265	265	0.1782	47.22	605	5.1280%	Fecal		CFU/100 mL	200	283.2	86400	-	231,056.7
5439000	3/6/2004	265	265	0.1782	47.22	605	5.1280%	Fecal		CFU/100 mL	200	283.2	86400	-	231,056.7
5439000	4/21/2011	265	265	0.1782	47.22	605	5.1280%	Fecal		CFU/100 mL	200	283.2	86400	-	231,056.7
5439000	1/26/1999	264	264	0.1782	47.04	608	5.1534%	Fecal		CFU/100 mL	200	283.2	86400	-	230,184.8
5439000	6/6/2001	264	264	0.1782	47.04	608	5.1534%	Fecal		CFU/100 mL	200	283.2	86400	-	230,184.8
5439000	4/23/2011	263	263	0.1782	46.86	610	5.1704%	Fecal		CFU/100 mL	200	283.2	86400	-	229,312.9
5439000	6/2/2019	263	263	0.1782	46.86	610	5.1704%	Fecal		CFU/100 mL	200	283.2	86400	-	229,312.9
5439000	11/3/2019	263	263	0.1782	46.86	610	5.1704%	Fecal		CFU/100 mL	200	283.2	86400	-	229,312.9
5439000	3/12/2021	263	263	0.1782	46.86	610	5.1704%	Fecal		CFU/100 mL	200	283.2	86400	-	229,312.9
5439000	3/25/2007	262	262	0.1782	46.68	614	5.2043%	Fecal		CFU/100 mL	200	283.2	86400	-	228,440.9
5439000	3/29/2009	262	262	0.1782	46.68	614	5.2043%	Fecal		CFU/100 mL	200	283.2	86400	-	228,440.9
5439000	5/13/1990	261	261	0.1782	46.50	616	5.2212%	Fecal		CFU/100 mL	200	283.2	86400	-	227,569.0
5439000	7/30/1996	261	261	0.1782	46.50	616	5.2212%	Fecal		CFU/100 mL	200	283.2	86400	-	227,569.0
5439000	3/10/2011	261	261	0.1782	46.50	616	5.2212%	Fecal		CFU/100 mL	200	283.2	86400	-	227,569.0
5439000	4/26/2011	261	261	0.1782	46.50	616	5.2212%	Fecal		CFU/100 mL	200	283.2	86400	-	227,569.0
5439000	5/7/2019	261	261	0.1782	46.50	616	5.2212%	Fecal		CFU/100 mL	200	283.2	86400	-	227,569.0
5439000	6/4/1995	260	260	0.1782	46.32	621	5.2636%	Fecal		CFU/100 mL	200	283.2	86400	-	226,697.1
5439000	6/12/1999	260	260	0.1782	46.32	621	5.2636%	Fecal		CFU/100 mL	200	283.2	86400	-	226,697.1
5439000	6/4/2004	260	260	0.1782	46.32	621	5.2636%	Fecal		CFU/100 mL	200	283.2	86400	-	226,697.1
5439000	6/28/2013	260	260	0.1782	46.32	621	5.2636%	Fecal		CFU/100 mL	200	283.2	86400	-	226,697.1

Gage ID	Date	Discharge (CFS)	Gage Discharge (less Surrogate NPDES) (CFS)	Watershed Area Ratio	Calculated flow (CFS)	Rank	Flow Exceedance %	Parameter	Results	Units (mg or micro_gram	Limit/Standard	100mL/CF	sec/day	Actual Load (million colonies/day)	Allowable Load (million colonies/day)
5439000	6/26/2018	260	260	0.1782	46.32	621	5.2636%	Fecal		CFU/100 mL	200	283.2	86400	-	226,697.1
5439000	6/2/2000	259	259	0.1782	46.15	626	5.3060%	Fecal		CFU/100 mL	200	283.2	86400	-	225,825.2
5439000	4/21/2009	259	259	0.1782	46.15	626	5.3060%	Fecal		CFU/100 mL	200	283.2	86400	-	225,825.2
5439000	12/18/1992	258	258	0.1782	45.97	628	5.3229%	Fecal		CFU/100 mL	200	283.2	86400	-	224,953.3
5439000	4/28/2007	258	258	0.1782	45.97	628	5.3229%	Fecal		CFU/100 mL	200	283.2	86400	-	224,953.3
5439000	5/26/2008	258	258	0.1782	45.97	628	5.3229%	Fecal		CFU/100 mL	200	283.2	86400	-	224,953.3
5439000	4/11/2013	258	258	0.1782	45.97	628	5.3229%	Fecal		CFU/100 mL	200	283.2	86400	-	224,953.3
5439000	10/16/2017	258	258	0.1782	45.97	628	5.3229%	Fecal		CFU/100 mL	200	283.2	86400	-	224,953.3
5439000	7/1/2021	258	258	0.1782	45.97	628	5.3229%	Fecal		CFU/100 mL	200	283.2	86400	-	224,953.3
5439000	11/27/1992	257	257	0.1782	45.79	634	5.3738%	Fecal		CFU/100 mL	200	283.2	86400	-	224,081.4
5439000	7/25/1993	257	257	0.1782	45.79	634	5.3738%	Fecal		CFU/100 mL	200	283.2	86400	-	224,081.4
5439000	3/14/2007	257	257	0.1782	45.79	634	5.3738%	Fecal		CFU/100 mL	200	283.2	86400	-	224,081.4
5439000	8/10/2007	257	257	0.1782	45.79	634	5.3738%	Fecal		CFU/100 mL	200	283.2	86400	-	224,081.4
5439000	5/11/2015	257	257	0.1782	45.79	634	5.3738%	Fecal		CFU/100 mL	200	283.2	86400	-	224,081.4
5439000	6/2/1991	256	256	0.1782	45.61	639	5.4162%	Fecal		CFU/100 mL	200	283.2	86400	-	223,209.5
5439000	3/29/1993	256	256	0.1782	45.61	639	5.4162%	Fecal		CFU/100 mL	200	283.2	86400	-	223,209.5
5439000	7/11/2000	256	256	0.1782	45.61	639	5.4162%	Fecal		CFU/100 mL	200	283.2	86400	-	223,209.5
5439000	10/31/2019	255	255	0.1782	45.43	642	5.4416%	Fecal		CFU/100 mL	200	283.2	86400	-	222,337.6
5439000	4/1/2020	255	255	0.1782	45.43	642	5.4416%	Fecal		CFU/100 mL	200	283.2	86400	-	222,337.6
5439000	4/11/1995	254	254	0.1782	45.26	644	5.4586%	Fecal		CFU/100 mL	200	283.2	86400	-	221,465.6
5439000	5/24/1996	254	254	0.1782	45.26	644	5.4586%	Fecal		CFU/100 mL	200	283.2	86400	-	221,465.6
5439000	2/2/1999	254	254	0.1782	45.26	644	5.4586%	Fecal		CFU/100 mL	200	283.2	86400	-	221,465.6
5439000	4/28/1995	253	253	0.1782	45.08	647	5.4840%	Fecal		CFU/100 mL	200	283.2	86400	-	220,593.7
5439000	7/24/1996	253	253	0.1782	45.08	647	5.4840%	Fecal		CFU/100 mL	200	283.2	86400	-	220,593.7
5439000	4/10/1998	253	253	0.1782	45.08	647	5.4840%	Fecal		CFU/100 mL	200	283.2	86400	-	220,593.7
5439000	6/13/2004	253	253	0.1782	45.08	647	5.4840%	Fecal		CFU/100 mL	200	283.2	86400	-	220,593.7
5439000	3/21/2007	253	253	0.1782	45.08	647	5.4840%	Fecal		CFU/100 mL	200	283.2	86400	-	220,593.7
5439000	5/8/2012	253	253	0.1782	45.08	647	5.4840%	Fecal		CFU/100 mL	200	283.2	86400	-	220,593.7
5439000	4/17/2013	253	253	0.1782	45.08	647	5.4840%	Fecal		CFU/100 mL	200	283.2	86400	-	220,593.7
5439000	3/17/2019	253	253	0.1782	45.08	647	5.4840%	Fecal		CFU/100 mL	200	283.2	86400	-	220,593.7
5439000	5/30/1995	252	252	0.1782	44.90	655	5.5518%	Fecal		CFU/100 mL	200	283.2	86400	-	219,721.8
5439000	2/26/1997	252	252	0.1782	44.90	655	5.5518%	Fecal		CFU/100 mL	200	283.2	86400	-	219,721.8
5439000	5/11/1998	252	252	0.1782	44.90	655	5.5518%	Fecal		CFU/100 mL	200	283.2	86400	-	219,721.8
5439000	4/6/2010	252	252	0.1782	44.90	655	5.5518%	Fecal		CFU/100 mL	200	283.2	86400	-	219,721.8
5439000	10/25/2017	252	252	0.1782	44.90	655	5.5518%	Fecal		CFU/100 mL	200	283.2	86400	-	219,721.8
5439000	3/17/1990	251	251	0.1782	44.72	660	5.5942%	Fecal		CFU/100 mL	200	283.2	86400	-	218,849.9
5439000	4/13/1995	251	251	0.1782	44.72	660	5.5942%	Fecal		CFU/100 mL	200	283.2	86400	-	218,849.9
5439000	11/12/1995	251	251	0.1782	44.72	660	5.5942%	Fecal		CFU/100 mL	200	283.2	86400	-	218,849.9
5439000	6/28/2018	251	251	0.1782	44.72	660	5.5942%	Fecal		CFU/100 mL	200	283.2	86400	-	218,849.9
5439000	11/25/1992	250	250	0.1782	44.54	664	5.6281%	Fecal		CFU/100 mL	200	283.2	86400	-	217,978.0
5439000	8/9/1996	250	250	0.1782	44.54	664	5.6281%	Fecal		CFU/100 mL	200	283.2	86400	-	217,978.0
5439000	5/26/2004	250	250	0.1782	44.54	664	5.6281%	Fecal		CFU/100 mL	200	283.2	86400	-	217,978.0
5439000	6/29/1990	249	249	0.1782	44.36	667	5.6535%	Fecal		CFU/100 mL	200	283.2	86400	-	217,106.1
5439000	3/29/1991	249	249	0.1782	44.36	667	5.6535%	Fecal		CFU/100 mL	200	283.2	86400	-	217,106.1
5439000	5/10/1996	249	249	0.1782	44.36	667	5.6535%	Fecal		CFU/100 mL	200	283.2	86400	-	217,106.1
5439000	7/10/2000	249	249	0.1782	44.36	667	5.6535%	Fecal		CFU/100 mL	200	283.2	86400	-	217,106.1
5439000	6/9/2008	249	249	0.1782	44.36	667	5.6535%	Fecal		CFU/100 mL	200	283.2	86400	-	217,106.1
5439000	3/21/2014	249	249	0.1782	44.36	667	5.6535%	Fecal		CFU/100 mL	200	283.2	86400	-	217,106.1
5439000	3/12/2019	249	249	0.1782	44.36	667	5.6535%	Fecal		CFU/100 mL	200	283.2	86400	-	217,106.1
5439000	6/10/1998	248	248	0.1782	44.19	674	5.7128%	Fecal		CFU/100 mL	200	283.2	86400	-	216,234.2
5439000	3/4/2007	248	248	0.1782	44.19	674	5.7128%	Fecal		CFU/100 mL	200	283.2	86400	-	216,234.2
5439000	5/8/2019	248	248	0.1782	44.19	674	5.7128%	Fecal		CFU/100 mL	200	283.2	86400	-	216,234.2
5439000	5/25/2019	247	247	0.1782	44.01	677	5.7383%	Fecal		CFU/100 mL	200	283.2	86400	-	215,362.3
5439000	11/1/2019	247	247	0.1782	44.01	677	5.7383%	Fecal		CFU/100 mL	200	283.2	86400	-	215,362.3
5439000	11/9/1994	246	246	0.1782	43.83	679	5.7552%	Fecal		CFU/100 mL	200	283.2	86400	-	214,490.4
5439000	4/29/1999	246	246	0.1782	43.83	679	5.7552%	Fecal		CFU/100 mL	200	283.2	86400	-	214,490.4
5439000	4/7/2010	246	246	0.1782	43.83	679	5.7552%	Fecal		CFU/100 mL	200	283.2	86400	-	214,490.4
5439000	5/28/2011	246	246	0.1782	43.83	679	5.7552%	Fecal		CFU/100 mL	200	283.2	86400	-	214,490.4
5439000	9/25/2019	246	246	0.1782	43.83	679	5.7552%	Fecal		CFU/100 mL	200	283.2	86400	-	214,490.4
5439000	6/5/1996	245	245	0.1782	43.65	684	5.7976%	Fecal		CFU/100 mL	200	283.2	86400	-	213,618.4
5439000	2/14/2005	245	245	0.1782	43.65	684	5.7976%	Fecal		CFU/100 mL	200	283.2	86400	-	213,618.4
5439000	12/25/2015	245	245	0.1782	43.65	684	5.7976%	Fecal		CFU/100 mL	200	283.2	86400	-	213,618.4
5439000	5/20/2019	245	245	0.1782	43.65	684	5.7976%	Fecal		CFU/100 mL	200	283.2	86400	-	213,618.4
5439000	8/4/2010	244	244	0.1782	43.47	688	5.8315%	Fecal		CFU/100 mL	200	283.2	86400	-	212,746.5
5439000	6/28/2021	244	244	0.1782	43.47	688	5.8315%	Fecal		CFU/100 mL	200	283.2	86400	-	212,746.5
5439000	4/22/2000	243	243	0.1782	43.30	690	5.8484%	Fecal		CFU/100 mL	200	283.2	86400	-	211,874.6
5439000	3/15/2008	243	243	0.1782	43.30	690	5.8484%	Fecal		CFU/100 mL	200	283.2	86400	-	211,874.6
5439000	6/18/1993	242	242	0.1782	43.12	693	5.8739%	Fecal		CFU/100 mL	200	283.2	86400	-	211,002.7
5439000	7/21/1993	242	242	0.1782	43.12	693	5.8739%	Fecal		CFU/100 mL	200	283.2	86400	-	211,002.7
5439000	3/14/2015	242	242	0.1782	43.12	693	5.8739%	Fecal		CFU/100 mL	200	283.2	86400	-	211,002.7
5439000	1/8/2019	242	242	0.1782	43.12	693	5.8739%	Fecal		CFU/100 mL	200	283.2	86400	-	211,002.7
5439000	4/17/1991	241	241	0.1782	42.94	697	5.9078%	Fecal		CFU/100 mL	200	283.2	86400	-	210,130.8
5439000	6/9/1996	241	241	0.1782	42.94	697	5.9078%	Fecal		CFU/100 mL	200	283.2	86400	-	210,130.8
5439000	10/7/2019	241	241	0.1782	42.94	697	5.9078%	Fecal	644	CFU/100 mL	200	283.2	86400	676,621	210,130.8
5439000	10/19/1998	240	240	0.1782	42.76	700	5.9332%	Fecal		CFU/100 mL	200	283.2	86400	-	209,258.9
5439000	5/12/2010	240	240	0.1782	42.76	700	5.9332%	Fecal		CFU/100 mL	200	283.2	86400	-	209,258.9
5439000	5/12/2019	240	240	0.1782	42.76	700	5.9332%	Fecal		CFU/100 mL	200	283.2	86400	-	209,258.9
5439000	6/2/1995	239	239	0.1782	42.58	703	5.9586%	Fecal		CFU/100 mL	200	283.2	86400	-	208,387.0
5439000	10/24/2009	239	239	0.1782	42.58	703	5.9586%	Fecal		CFU/100 mL	200	283.2	86400	-	208,387.0
5439000	6/27/2021	239	239	0.1782	42.58	703	5.9586%	Fecal		CFU/100 mL	200	283.2	86400	-	208,387.0
5439000	6/17/2000	238	238	0.1782	42.40	706	5.9841%	Fecal		CFU/100 mL	200	283.2	86400	-	207,515.1
5439000	2/28/2001	238	238	0.1782	42.40	706	5.9841%	Fecal		CFU/100 mL	200	283.2	86400	-	207,515.1
5439000	3/9/2007	238	238	0.1782	42.40	706	5.9841%	Fecal		CFU/100 mL	200	283.2	86400	-	207,515.1
5439000	4/3/2009	238	238	0.1782	42.40	706	5.9841%	Fecal		CFU/100 mL	200	283.2	86400	-	207,515.1
5439000	12/14/2011	238	238	0.1782	42.40	706	5.9841%	Fecal		CFU/100 mL	200	283.2	86400	-	207,515.1
5439000	6/30/2014	238	238	0.1782	42.40	706	5.9841%	Fecal		CFU/100 mL	200	283.2	86400	-	207,515.1
5439000	6/12/1993	237	237	0.1782	42.23	712	6.0349%	Fecal		CFU/100 mL	200	283.2	86400	-	206,643.1
5439000	4/23/1998	237	237	0.1782	42.23	712	6.0349%	Fecal		CFU/100 mL	200	283.2	86400	-	206,643.1
5439000	4/10/2002	237	237	0.1782	42.23	712	6.0349%	Fecal		CFU/100 mL	200	283.2	86400	-	206,643.1
5439000	3/16/2010	237	237	0.1782	42.23	712	6.0349%	Fecal		CFU/100 mL	200	283.2	86400	-	206,643.1
5439000	3/16/2013	237	237	0.1782	42.23	712	6.0349%	Fecal		CFU/100 mL	200	283.2	86400	-	206,643.1
5439000	1/22/1993	236	236	0.1782	42.05	717	6.0773%	Fecal		CFU/100 mL	200	283.2	86400	-	205,771.2
5439000	6/9/2002	236	236	0.1782	42.05	717	6.0773%	Fecal		CFU/100 mL	200	283.2	86400	-	205,771.2
5439000	6/14/2009	236	236	0.1782	42.05	717	6.0773%	Fecal		CFU/100 mL	200	283.2	86400	-	205,771.2
5439000	3/9/2010	236	236	0.1782	42.05	717	6.0773%	Fecal		CFU/100 mL	200	283.2	86400	-	205,771.2
5439000	6/23/2015	236	236	0.1782	42.05	717	6.0773%	Fecal		CFU/100 mL	200	283.2	86400	-	205,771.2
5439000	5/3/2016	236	236	0.1782	42.05	717	6.0773%	Fecal		CFU/100 mL	200	283.2	86400	-	205,771.2
5439000	4/3/2017	236	236	0.1782	42.05	717	6.0773%	Fecal		CFU/100 mL	200	283.2	86400	-	205,771.2
5439000	4/8/2017	236	236	0.1782	42.05	717	6.0773%	Fecal		CFU/100 mL	200	283.2	86400	-	205,771.2
5439000	3/21/1991	235	235	0.1782	41.87	725	6.1451%	Fecal		CFU/100 mL	200	283.2	86400	-	204,899.3
5439000	3/26/1991	235	235	0.1782	41.87	725	6.1451%	Fecal		CFU/100 mL	200	283.2	86400	-	204,899.3
5439000	1/1/1993	235	235	0.1782	41.87	725	6.1451%	Fecal		CFU/100 mL	200	283.2	86400	-	204,899.3
5439000	3/6/2008	235	235	0.1782	41.87	725	6.1451%	Fecal		CFU/100 mL	200	283.2	86400	-	204,899.3
5439000	3/31/2008	235	235	0.1782	41.87	725	6.1451%	Fecal		CFU/100 mL	200	283.2	86400	-	204,899.3
5439000	1/2/2009	235	235	0.1782	41.87	725	6.1451%	Fecal		CFU/100 mL	200	283.2	86400	-	204,899.3
5439000	5/5/2017	235	235	0.1782	41.87	725	6.1451%	Fecal		CFU/100 mL	200	283.2	86400	-	204,899.3
5439000	3/6/2021	235	235	0.1782	41.87	725	6.1451%	Fecal		CFU/100 mL	200	283.2	86400	-	204,899.3
5439000	3/20/1998	234	234	0.1782	41.69	733	6.2129%	Fecal		CFU/100 mL	200	283.2	86400	-	204,027.4
5439000	2/3/1999	234	234	0.1782	41.69	733	6.2129%	Fecal		CFU/100 mL	200	283.2	86400	-	204,027.4
5439000	6/23/2009	234	234	0.1782	41.69	733	6.2129%	Fecal		CFU/100 mL	200	283.2	86400	-	204,027.4
5439000	11/12/1992	233	233	0.1782	41.51	736	6.2383%	Fecal		CFU/100 mL	200	283.2	86400	-	203,155.5
5439000	11/10/1994	233	233	0.1782	41.51	736	6.2383%	Fecal		CFU/100 mL	200	283.2	86400	-	203,155.5
5439000	1/11/2008	233	233	0.1782	41.51	736	6.2383%	Fecal		CFU/100 mL	200	283.2	86400	-	203,155.5
5439000	6/13/2009	233	233	0.1782	41.51	736	6.2383%	Fecal		CFU/100 mL	200	283.2	86400	-	203,155.5
5439000	12/9/1991	232	232	0.1782	41.34	740	6.2722%	Fecal		CFU/100 mL	200	283.2	86400	-	202,283.6
5439000	3/23/1994	232	232	0.1782	41.34	740	6.2722%	Fecal		CFU/100 mL	200	283.2	86400	-	202,283.6
5439000	5/12/2015	232	232	0.1782	41.34	740	6.2722%	Fecal		CFU/100 mL	200	283.2	86400	-	202,283.6
5439000	5/12/1995	231	231	0.1782	41.16	743	6.2977%	Fecal		CFU/100 mL	200	283.2	86400	-	201,411.7
5439000	3/4/1997	231	231	0.1782	41.16	743	6.2977%	Fecal		CFU/100 mL	200	283.2	86400	-	201,411.7
5439000	4/27/1999	231	231	0.1782	41.16	743	6.2977%	Fecal		CFU/100 mL	200	283.2	86400	-	201,411.7
5439000	4/2/2008	231	231	0.1782	41.16	743	6.2977%	Fecal		CFU/100 mL	200	283.2	86400	-	201,411.7
5439000	6/25/2021	231	231	0.1782	41.16	743	6.2977%	Fecal		CFU/100 mL	200	283.2	86400	-	201,411.7
5439000	3/30/1993	230	230	0.1782	40.98	748	6.3401%	Fecal		CFU/100 mL	200	283.2	86400	-	200,539.8
5439000	4/6/1993	230	230	0.1782	40.98	748	6.3401%	Fecal		CFU/100 mL	200	283.2	86400	-	200,539.8
5439000	4/23/1993	230	230	0.1782	40.98	748	6.3401%	Fecal		CFU/100 mL	200	283.2	86400	-	200,539.8

Gage ID	Date	Discharge (CFS)	Gage Discharge (less Surrogate NPDES) (CFS)	Watershed Area Ratio	Calculated flow (CFS)	Rank	Flow Exceedance %	Parameter	Results	Units (mg or micro_gram	Limit/Standard	100mL/CF	sec/day	Actual Load (million colonies/day)	Allowable Load (million colonies/day)
5439000	6/6/1996	230	230	0.1782	40.98	748	6.3401%	Fecal		CFU/100 mL	200	283.2	86400	-	200,539.8
5439000	1/7/1998	230	230	0.1782	40.98	748	6.3401%	Fecal		CFU/100 mL	200	283.2	86400	-	200,539.8
5439000	3/15/2013	230	230	0.1782	40.98	748	6.3401%	Fecal		CFU/100 mL	200	283.2	86400	-	200,539.8
5439000	7/2/2013	230	230	0.1782	40.98	748	6.3401%	Fecal		CFU/100 mL	200	283.2	86400	-	200,539.8
5439000	4/17/2017	230	230	0.1782	40.98	748	6.3401%	Fecal		CFU/100 mL	200	283.2	86400	-	200,539.8
5439000	5/13/2017	230	230	0.1782	40.98	748	6.3401%	Fecal		CFU/100 mL	200	283.2	86400	-	200,539.8
5439000	4/11/1993	229	229	0.1782	40.80	757	6.4163%	Fecal		CFU/100 mL	200	283.2	86400	-	199,667.8
5439000	6/16/1999	229	229	0.1782	40.80	757	6.4163%	Fecal		CFU/100 mL	200	283.2	86400	-	199,667.8
5439000	5/5/2003	229	229	0.1782	40.80	757	6.4163%	Fecal		CFU/100 mL	200	283.2	86400	-	199,667.8
5439000	12/22/2006	229	229	0.1782	40.80	757	6.4163%	Fecal		CFU/100 mL	200	283.2	86400	-	199,667.8
5439000	6/30/1990	228	228	0.1782	40.62	761	6.4502%	Fecal		CFU/100 mL	200	283.2	86400	-	198,795.9
5439000	2/6/1993	228	228	0.1782	40.62	761	6.4502%	Fecal		CFU/100 mL	200	283.2	86400	-	198,795.9
5439000	2/19/2008	228	228	0.1782	40.62	761	6.4502%	Fecal		CFU/100 mL	200	283.2	86400	-	198,795.9
5439000	6/19/2010	228	228	0.1782	40.62	761	6.4502%	Fecal		CFU/100 mL	200	283.2	86400	-	198,795.9
5439000	8/5/2010	228	228	0.1782	40.62	761	6.4502%	Fecal		CFU/100 mL	200	283.2	86400	-	198,795.9
5439000	3/9/2011	228	228	0.1782	40.62	761	6.4502%	Fecal		CFU/100 mL	200	283.2	86400	-	198,795.9
5439000	4/28/2011	228	228	0.1782	40.62	761	6.4502%	Fecal		CFU/100 mL	200	283.2	86400	-	198,795.9
5439000	5/17/2011	228	228	0.1782	40.62	761	6.4502%	Fecal		CFU/100 mL	200	283.2	86400	-	198,795.9
5439000	6/3/2011	228	228	0.1782	40.62	761	6.4502%	Fecal		CFU/100 mL	200	283.2	86400	-	198,795.9
5439000	6/17/1993	227	227	0.1782	40.44	770	6.5265%	Fecal		CFU/100 mL	200	283.2	86400	-	197,924.0
5439000	6/22/1993	227	227	0.1782	40.44	770	6.5265%	Fecal		CFU/100 mL	200	283.2	86400	-	197,924.0
5439000	5/11/1996	227	227	0.1782	40.44	770	6.5265%	Fecal		CFU/100 mL	200	283.2	86400	-	197,924.0
5439000	4/26/1999	227	227	0.1782	40.44	770	6.5265%	Fecal		CFU/100 mL	200	283.2	86400	-	197,924.0
5439000	2/13/2001	227	227	0.1782	40.44	770	6.5265%	Fecal		CFU/100 mL	200	283.2	86400	-	197,924.0
5439000	5/18/2002	227	227	0.1782	40.44	770	6.5265%	Fecal		CFU/100 mL	200	283.2	86400	-	197,924.0
5439000	7/14/2008	227	227	0.1782	40.44	770	6.5265%	Fecal		CFU/100 mL	200	283.2	86400	-	197,924.0
5439000	5/7/2012	227	227	0.1782	40.44	770	6.5265%	Fecal		CFU/100 mL	200	283.2	86400	-	197,924.0
5439000	4/2/1998	226	226	0.1782	40.27	778	6.5943%	Fecal		CFU/100 mL	200	283.2	86400	-	197,052.1
5439000	1/27/1999	226	226	0.1782	40.27	778	6.5943%	Fecal		CFU/100 mL	200	283.2	86400	-	197,052.1
5439000	6/13/2018	226	226	0.1782	40.27	778	6.5943%	Fecal		CFU/100 mL	200	283.2	86400	-	197,052.1
5439000	12/7/1998	225	225	0.1782	40.09	781	6.6198%	Fecal		CFU/100 mL	200	283.2	86400	-	196,180.2
5439000	2/14/2001	225	225	0.1782	40.09	781	6.6198%	Fecal		CFU/100 mL	200	283.2	86400	-	196,180.2
5439000	9/1/2007	225	225	0.1782	40.09	781	6.6198%	Fecal		CFU/100 mL	200	283.2	86400	-	196,180.2
5439000	2/13/2009	225	225	0.1782	40.09	781	6.6198%	Fecal		CFU/100 mL	200	283.2	86400	-	196,180.2
5439000	5/27/2009	225	225	0.1782	40.09	781	6.6198%	Fecal		CFU/100 mL	200	283.2	86400	-	196,180.2
5439000	6/10/2009	225	225	0.1782	40.09	781	6.6198%	Fecal		CFU/100 mL	200	283.2	86400	-	196,180.2
5439000	11/20/2015	225	225	0.1782	40.09	781	6.6198%	Fecal		CFU/100 mL	200	283.2	86400	-	196,180.2
5439000	11/29/2015	225	225	0.1782	40.09	781	6.6198%	Fecal		CFU/100 mL	200	283.2	86400	-	196,180.2
5439000	7/25/1996	224	224	0.1782	39.91	789	6.6876%	Fecal		CFU/100 mL	200	283.2	86400	-	195,308.3
5439000	2/26/2000	224	224	0.1782	39.91	789	6.6876%	Fecal		CFU/100 mL	200	283.2	86400	-	195,308.3
5439000	5/14/2003	224	224	0.1782	39.91	789	6.6876%	Fecal		CFU/100 mL	200	283.2	86400	-	195,308.3
5439000	3/15/2007	224	224	0.1782	39.91	789	6.6876%	Fecal		CFU/100 mL	200	283.2	86400	-	195,308.3
5439000	4/22/2011	224	224	0.1782	39.91	789	6.6876%	Fecal		CFU/100 mL	200	283.2	86400	-	195,308.3
5439000	4/26/2013	224	224	0.1782	39.91	789	6.6876%	Fecal		CFU/100 mL	200	283.2	86400	-	195,308.3
5439000	3/11/2020	224	224	0.1782	39.91	789	6.6876%	Fecal		CFU/100 mL	200	283.2	86400	-	195,308.3
5439000	5/30/1991	223	223	0.1782	39.73	796	6.7469%	Fecal		CFU/100 mL	200	283.2	86400	-	194,436.4
5439000	3/9/1998	223	223	0.1782	39.73	796	6.7469%	Fecal		CFU/100 mL	200	283.2	86400	-	194,436.4
5439000	1/1/2011	223	223	0.1782	39.73	796	6.7469%	Fecal		CFU/100 mL	200	283.2	86400	-	194,436.4
5439000	3/9/1993	222	222	0.1782	39.55	799	6.7723%	Fecal		CFU/100 mL	200	283.2	86400	-	193,564.5
5439000	3/17/1999	222	222	0.1782	39.55	799	6.7723%	Fecal		CFU/100 mL	200	283.2	86400	-	193,564.5
5439000	2/15/2001	222	222	0.1782	39.55	799	6.7723%	Fecal		CFU/100 mL	200	283.2	86400	-	193,564.5
5439000	5/17/2009	222	222	0.1782	39.55	799	6.7723%	Fecal		CFU/100 mL	200	283.2	86400	-	193,564.5
5439000	5/22/2020	222	222	0.1782	39.55	799	6.7723%	Fecal		CFU/100 mL	200	283.2	86400	-	193,564.5
5439000	1/23/1993	221	221	0.1782	39.38	804	6.8147%	Fecal		CFU/100 mL	200	283.2	86400	-	192,692.6
5439000	5/5/1993	221	221	0.1782	39.38	804	6.8147%	Fecal		CFU/100 mL	200	283.2	86400	-	192,692.6
5439000	9/14/1993	221	221	0.1782	39.38	804	6.8147%	Fecal		CFU/100 mL	200	283.2	86400	-	192,692.6
5439000	5/15/1999	221	221	0.1782	39.38	804	6.8147%	Fecal		CFU/100 mL	200	283.2	86400	-	192,692.6
5439000	9/21/2008	221	221	0.1782	39.38	804	6.8147%	Fecal		CFU/100 mL	200	283.2	86400	-	192,692.6
5439000	3/27/2009	221	221	0.1782	39.38	804	6.8147%	Fecal		CFU/100 mL	200	283.2	86400	-	192,692.6
5439000	2/18/2022	221	221	0.1782	39.38	804	6.8147%	Fecal		CFU/100 mL	200	283.2	86400	-	192,692.6
5439000	12/30/1992	220	220	0.1782	39.20	811	6.8740%	Fecal		CFU/100 mL	200	283.2	86400	-	191,820.6
5439000	9/29/1993	220	220	0.1782	39.20	811	6.8740%	Fecal		CFU/100 mL	200	283.2	86400	-	191,820.6
5439000	3/18/1999	220	220	0.1782	39.20	811	6.8740%	Fecal		CFU/100 mL	200	283.2	86400	-	191,820.6
5439000	4/27/2009	220	220	0.1782	39.20	811	6.8740%	Fecal		CFU/100 mL	200	283.2	86400	-	191,820.6
5439000	7/24/2017	220	220	0.1782	39.20	811	6.8740%	Fecal		CFU/100 mL	200	283.2	86400	-	191,820.6
5439000	5/11/2010	219	219	0.1782	39.02	816	6.9164%	Fecal		CFU/100 mL	200	283.2	86400	-	190,948.7
5439000	3/22/2014	219	219	0.1782	39.02	816	6.9164%	Fecal		CFU/100 mL	200	283.2	86400	-	190,948.7
5439000	7/1/1993	218	218	0.1782	38.84	818	6.9334%	Fecal		CFU/100 mL	200	283.2	86400	-	190,076.8
5439000	2/24/2001	218	218	0.1782	38.84	818	6.9334%	Fecal		CFU/100 mL	200	283.2	86400	-	190,076.8
5439000	3/19/2001	218	218	0.1782	38.84	818	6.9334%	Fecal		CFU/100 mL	200	283.2	86400	-	190,076.8
5439000	7/13/2014	218	218	0.1782	38.84	818	6.9334%	Fecal		CFU/100 mL	200	283.2	86400	-	190,076.8
5439000	11/26/2015	218	218	0.1782	38.84	818	6.9334%	Fecal		CFU/100 mL	200	283.2	86400	-	190,076.8
5439000	3/25/2016	218	218	0.1782	38.84	818	6.9334%	Fecal		CFU/100 mL	200	283.2	86400	-	190,076.8
5439000	5/22/2018	218	218	0.1782	38.84	818	6.9334%	Fecal		CFU/100 mL	200	283.2	86400	-	190,076.8
5439000	12/5/2018	218	218	0.1782	38.84	818	6.9334%	Fecal		CFU/100 mL	200	283.2	86400	-	190,076.8
5439000	2/6/1991	217	217	0.1782	38.66	826	7.0012%	Fecal		CFU/100 mL	200	283.2	86400	-	189,204.9
5439000	7/26/1993	217	217	0.1782	38.66	826	7.0012%	Fecal		CFU/100 mL	200	283.2	86400	-	189,204.9
5439000	6/11/1996	217	217	0.1782	38.66	826	7.0012%	Fecal		CFU/100 mL	200	283.2	86400	-	189,204.9
5439000	6/5/2004	217	217	0.1782	38.66	826	7.0012%	Fecal		CFU/100 mL	200	283.2	86400	-	189,204.9
5439000	7/11/2007	217	217	0.1782	38.66	826	7.0012%	Fecal		CFU/100 mL	200	283.2	86400	-	189,204.9
5439000	12/29/2019	217	217	0.1782	38.66	826	7.0012%	Fecal		CFU/100 mL	200	283.2	86400	-	189,204.9
5439000	2/23/1994	216	216	0.1782	38.48	832	7.0520%	Fecal		CFU/100 mL	200	283.2	86400	-	188,333.0
5439000	3/20/2001	216	216	0.1782	38.48	832	7.0520%	Fecal		CFU/100 mL	200	283.2	86400	-	188,333.0
5439000	12/23/2006	216	216	0.1782	38.48	832	7.0520%	Fecal		CFU/100 mL	200	283.2	86400	-	188,333.0
5439000	3/26/2007	216	216	0.1782	38.48	832	7.0520%	Fecal		CFU/100 mL	200	283.2	86400	-	188,333.0
5439000	2/26/2018	216	216	0.1782	38.48	832	7.0520%	Fecal		CFU/100 mL	200	283.2	86400	-	188,333.0
5439000	6/28/1993	215	215	0.1782	38.31	837	7.0944%	Fecal		CFU/100 mL	200	283.2	86400	-	187,461.1
5439000	5/18/2016	215	215	0.1782	38.31	837	7.0944%	Fecal		CFU/100 mL	200	283.2	86400	-	187,461.1
5439000	11/29/2016	215	215	0.1782	38.31	837	7.0944%	Fecal		CFU/100 mL	200	283.2	86400	-	187,461.1
5439000	1/21/2017	215	215	0.1782	38.31	837	7.0944%	Fecal		CFU/100 mL	200	283.2	86400	-	187,461.1
5439000	4/4/2017	215	215	0.1782	38.31	837	7.0944%	Fecal		CFU/100 mL	200	283.2	86400	-	187,461.1
5439000	1/12/2020	215	215	0.1782	38.31	837	7.0944%	Fecal		CFU/100 mL	200	283.2	86400	-	187,461.1
5439000	2/22/2022	215	215	0.1459	31.38	1074	9.1032%	Fecal		CFU/100 mL	200	283.2	86400	-	153,543.5
5439000	1/16/1995	214	214	0.1782	38.13	843	7.1453%	Fecal		CFU/100 mL	200	283.2	86400	-	186,589.2
5439000	4/19/1998	214	214	0.1782	38.13	843	7.1453%	Fecal		CFU/100 mL	200	283.2	86400	-	186,589.2
5439000	3/10/2002	214	214	0.1782	38.13	843	7.1453%	Fecal		CFU/100 mL	200	283.2	86400	-	186,589.2
5439000	5/17/2004	214	214	0.1782	38.13	843	7.1453%	Fecal		CFU/100 mL	200	283.2	86400	-	186,589.2
5439000	5/27/2004	214	214	0.1782	38.13	843	7.1453%	Fecal		CFU/100 mL	200	283.2	86400	-	186,589.2
5439000	3/14/2009	214	214	0.1782	38.13	843	7.1453%	Fecal		CFU/100 mL	200	283.2	86400	-	186,589.2
5439000	12/30/2009	214	214	0.1782	38.13	843	7.1453%	Fecal		CFU/100 mL	200	283.2	86400	-	186,589.2
5439000	4/24/2011	214	214	0.1782	38.13	843	7.1453%	Fecal		CFU/100 mL	200	283.2	86400	-	186,589.2
5439000	6/15/2016	214	214	0.1782	38.13	843	7.1453%	Fecal		CFU/100 mL	200	283.2	86400	-	186,589.2
5439000	3/19/2021	214	214	0.1782	38.13	843	7.1453%	Fecal		CFU/100 mL	200	283.2	86400	-	186,589.2
5439000	3/24/2022	214	214	0.1459	31.23	1088	9.2219%	Fecal		CFU/100 mL	200	283.2	86400	-	152,829.4
5439000	3/17/1991	213	213	0.1782	37.95	853	7.2300%	Fecal		CFU/100 mL	200	283.2	86400	-	185,717.3
5439000	6/21/1996	213	213	0.1782	37.95	853	7.2300%	Fecal		CFU/100 mL	200	283.2	86400	-	185,717.3
5439000	5/6/1999	213	213	0.1782	37.95	853	7.2300%	Fecal		CFU/100 mL	200	283.2	86400	-	185,717.3
5439000	5/7/1999	213	213	0.1782	37.95	853	7.2300%	Fecal		CFU/100 mL	200	283.2	86400	-	185,717.3
5439000	12/13/2006	213	213	0.1782	37.95	853	7.2300%	Fecal		CFU/100 mL	200	283.2	86400	-	185,717.3
5439000	12/10/2008	213	213	0.1782	37.95	853	7.2300%	Fecal		CFU/100 mL	200	283.2	86400	-	185,717.3
5439000	5/13/2011	213	213	0.1782	37.95	853	7.2300%	Fecal		CFU/100 mL	200	283.2	86400	-	185,717.3
5439000	12/22/2015	213	213	0.1782	37.95	853	7.2300%	Fecal		CFU/100 mL	200	283.2	86400	-	185,717.3
5439000	6/5/2019	213	213	0.1782	37.95	853	7.2300%	Fecal		CFU/100 mL	200	283.2	86400	-	185,717.3
5439000	5/4/1993	212	212	0.1782	37.77	862	7.3063%	Fecal		CFU/100 mL	200	283.2	86400	-	184,845.3
5439000	5/3/2018	212	212	0.1782	37.77	862	7.3063%	Fecal		CFU/100 mL	200	283.2	86400	-	184,845.3
5439000	5/14/1990	211	211	0.1782	37.59	864	7.3233%	Fecal		CFU/100 mL	200	283.2	86400	-	183,973.4
5439000	6/28/1994	211	211	0.1782	37.59	864	7.3233%	Fecal		CFU/100 mL	200	283.2	86400	-	183,973.4
5439000	5/13/1995	211	211	0.1782	37.59	864	7.3233%	Fecal		CFU/100 mL	200	283.2	86400	-	183,973.4
5439000	7/9/2007	211	211	0.1782	37.59	864	7.3233%	Fecal		CFU/100 mL	200	283.2	86400	-	183,973.4
5439000	5/17/2010	211	211	0.1782	37.59	864	7.3233%	Fecal		CFU/100 mL	200	283.2	86400	-	183,973.4
5439000	5/8/2015	211	211	0.1782	37.59	864	7.3233%	Fecal		CFU/100 mL	200	283.2	86400	-	183,973.4
5439000	1/2/2019	211	211	0.1782	37.59	864	7.3233%	Fecal		CFU/100 mL	200	283.2	86400	-	183,973.4
5439000	11/14/1992	210	210	0.1782	37.42	871	7.3826%	Fecal		CFU/100 mL	200	283.2	86400	-	183,101.5
5439000	11/28/1992	210	210	0.1782	37.42	871	7.3826%	Fecal		CFU/100 mL	200	283.2	86400	-	183,101.5
5439000	1/2/2011	210	210	0.1782	37.42	871	7.3826%	Fecal		CFU/100 mL	200	283.2	86400	-	183,101.5

Gage ID	Date	Discharge (CFS)	Gage Discharge (less Surrogate NPDES) (CFS)	Watershed Area Ratio	Calculated flow (CFS)	Rank	Flow Exceedance %	Parameter	Results	Units (mg or micro_gram	Limit/Standard	100mL/CF	sec/day	Actual Load (million colonies/day)	Allowable Load (million colonies/day)
5439000	4/12/2013	210	210	0.1782	37.42	871	7.3826%	Fecal		CFU/100 mL	200	283.2	86400	-	183,101.5
5439000	2/22/2011	209	209	0.1782	37.24	875	7.4165%	Fecal		CFU/100 mL	200	283.2	86400	-	182,229.6
5439000	6/14/2011	209	209	0.1782	37.24	875	7.4165%	Fecal		CFU/100 mL	200	283.2	86400	-	182,229.6
5439000	6/25/2015	209	209	0.1782	37.24	875	7.4165%	Fecal		CFU/100 mL	200	283.2	86400	-	182,229.6
5439000	12/27/2016	209	209	0.1782	37.24	875	7.4165%	Fecal		CFU/100 mL	200	283.2	86400	-	182,229.6
5439000	7/22/2007	208	208	0.1782	37.06	879	7.4504%	Fecal		CFU/100 mL	200	283.2	86400	-	181,357.7
5439000	4/28/2009	208	208	0.1782	37.06	879	7.4504%	Fecal		CFU/100 mL	200	283.2	86400	-	181,357.7
5439000	12/17/2011	208	208	0.1782	37.06	879	7.4504%	Fecal		CFU/100 mL	200	283.2	86400	-	181,357.7
5439000	12/1/1990	207	207	0.1782	36.88	882	7.4758%	Fecal		CFU/100 mL	200	283.2	86400	-	180,485.8
5439000	3/20/1994	207	207	0.1782	36.88	882	7.4758%	Fecal		CFU/100 mL	200	283.2	86400	-	180,485.8
5439000	4/20/1998	207	207	0.1782	36.88	882	7.4758%	Fecal		CFU/100 mL	200	283.2	86400	-	180,485.8
5439000	4/15/2008	207	207	0.1782	36.88	882	7.4758%	Fecal		CFU/100 mL	200	283.2	86400	-	180,485.8
5439000	11/3/2009	207	207	0.1782	36.88	882	7.4758%	Fecal		CFU/100 mL	200	283.2	86400	-	180,485.8
5439000	2/11/2013	207	207	0.1782	36.88	882	7.4758%	Fecal		CFU/100 mL	200	283.2	86400	-	180,485.8
5439000	7/5/2014	207	207	0.1782	36.88	882	7.4758%	Fecal		CFU/100 mL	200	283.2	86400	-	180,485.8
5439000	5/9/2015	207	207	0.1782	36.88	882	7.4758%	Fecal		CFU/100 mL	200	283.2	86400	-	180,485.8
5439000	3/18/1990	206	206	0.1782	36.70	890	7.5437%	Fecal		CFU/100 mL	200	283.2	86400	-	179,613.9
5439000	3/7/1992	206	206	0.1782	36.70	890	7.5437%	Fecal		CFU/100 mL	200	283.2	86400	-	179,613.9
5439000	6/10/1996	206	206	0.1782	36.70	890	7.5437%	Fecal		CFU/100 mL	200	283.2	86400	-	179,613.9
5439000	3/3/2018	206	206	0.1782	36.70	890	7.5437%	Fecal		CFU/100 mL	200	283.2	86400	-	179,613.9
5439000	11/4/2019	206	206	0.1782	36.70	890	7.5437%	Fecal		CFU/100 mL	200	283.2	86400	-	179,613.9
5439000	1/7/1993	205	205	0.1782	36.52	895	7.5860%	Fecal		CFU/100 mL	200	283.2	86400	-	178,742.0
5439000	6/26/2000	205	205	0.1782	36.52	895	7.5860%	Fecal		CFU/100 mL	200	283.2	86400	-	178,742.0
5439000	1/6/2008	205	205	0.1782	36.52	895	7.5860%	Fecal		CFU/100 mL	200	283.2	86400	-	178,742.0
5439000	5/14/2008	205	205	0.1782	36.52	895	7.5860%	Fecal		CFU/100 mL	200	283.2	86400	-	178,742.0
5439000	3/11/2015	205	205	0.1782	36.52	895	7.5860%	Fecal		CFU/100 mL	200	283.2	86400	-	178,742.0
5439000	4/26/2015	205	205	0.1782	36.52	895	7.5860%	Fecal		CFU/100 mL	200	283.2	86400	-	178,742.0
5439000	5/8/1997	204	204	0.1782	36.35	901	7.6369%	Fecal		CFU/100 mL	200	283.2	86400	-	177,870.0
5439000	6/13/2013	204	204	0.1782	36.35	901	7.6369%	Fecal		CFU/100 mL	200	283.2	86400	-	177,870.0
5439000	1/18/2017	204	204	0.1782	36.35	901	7.6369%	Fecal		CFU/100 mL	200	283.2	86400	-	177,870.0
5439000	6/4/2019	204	204	0.1782	36.35	901	7.6369%	Fecal		CFU/100 mL	200	283.2	86400	-	177,870.0
5439000	2/24/2022	204	204	0.1459	29.77	1158	9.8152%	Fecal		CFU/100 mL	200	283.2	86400	-	145,687.8
5439000	5/12/1998	203	203	0.1782	36.17	905	7.6708%	Fecal		CFU/100 mL	200	283.2	86400	-	176,998.1
5439000	4/22/2009	203	203	0.1782	36.17	905	7.6708%	Fecal		CFU/100 mL	200	283.2	86400	-	176,998.1
5439000	5/15/2009	203	203	0.1782	36.17	905	7.6708%	Fecal		CFU/100 mL	200	283.2	86400	-	176,998.1
5439000	4/24/1993	202	202	0.1782	35.99	908	7.6962%	Fecal		CFU/100 mL	200	283.2	86400	-	176,126.2
5439000	5/18/2004	202	202	0.1782	35.99	908	7.6962%	Fecal		CFU/100 mL	200	283.2	86400	-	176,126.2
5439000	3/11/2011	202	202	0.1782	35.99	908	7.6962%	Fecal		CFU/100 mL	200	283.2	86400	-	176,126.2
5439000	6/24/2014	202	202	0.1782	35.99	908	7.6962%	Fecal		CFU/100 mL	200	283.2	86400	-	176,126.2
5439000	12/18/2015	202	202	0.1782	35.99	908	7.6962%	Fecal		CFU/100 mL	200	283.2	86400	-	176,126.2
5439000	3/17/2001	201	201	0.1782	35.81	913	7.7386%	Fecal		CFU/100 mL	200	283.2	86400	-	175,254.3
5439000	5/27/2019	201	201	0.1782	35.81	913	7.7386%	Fecal		CFU/100 mL	200	283.2	86400	-	175,254.3
5439000	3/22/1991	200	200	0.1782	35.63	915	7.7556%	Fecal		CFU/100 mL	200	283.2	86400	-	174,382.4
5439000	12/19/1992	200	200	0.1782	35.63	915	7.7556%	Fecal		CFU/100 mL	200	283.2	86400	-	174,382.4
5439000	4/7/1993	200	200	0.1782	35.63	915	7.7556%	Fecal		CFU/100 mL	200	283.2	86400	-	174,382.4
5439000	5/31/1995	200	200	0.1782	35.63	915	7.7556%	Fecal		CFU/100 mL	200	283.2	86400	-	174,382.4
5439000	6/5/1995	200	200	0.1782	35.63	915	7.7556%	Fecal		CFU/100 mL	200	283.2	86400	-	174,382.4
5439000	6/14/1998	200	200	0.1782	35.63	915	7.7556%	Fecal		CFU/100 mL	200	283.2	86400	-	174,382.4
5439000	3/21/2001	200	200	0.1782	35.63	915	7.7556%	Fecal		CFU/100 mL	200	283.2	86400	-	174,382.4
5439000	5/3/2009	200	200	0.1782	35.63	915	7.7556%	Fecal		CFU/100 mL	200	283.2	86400	-	174,382.4
5439000	12/3/2015	200	200	0.1782	35.63	915	7.7556%	Fecal		CFU/100 mL	200	283.2	86400	-	174,382.4
5439000	6/3/2019	200	200	0.1782	35.63	915	7.7556%	Fecal		CFU/100 mL	200	283.2	86400	-	174,382.4
5439000	11/27/1990	199	199	0.1782	35.46	925	7.8403%	Fecal		CFU/100 mL	200	283.2	86400	-	173,510.5
5439000	5/14/1995	199	199	0.1782	35.46	925	7.8403%	Fecal		CFU/100 mL	200	283.2	86400	-	173,510.5
5439000	2/13/1998	199	199	0.1782	35.46	925	7.8403%	Fecal		CFU/100 mL	200	283.2	86400	-	173,510.5
5439000	6/4/1999	199	199	0.1782	35.46	925	7.8403%	Fecal		CFU/100 mL	200	283.2	86400	-	173,510.5
5439000	2/15/2005	199	199	0.1782	35.46	925	7.8403%	Fecal		CFU/100 mL	200	283.2	86400	-	173,510.5
5439000	9/2/2007	199	199	0.1782	35.46	925	7.8403%	Fecal		CFU/100 mL	200	283.2	86400	-	173,510.5
5439000	3/3/1991	198	198	0.1782	35.28	931	7.8912%	Fecal		CFU/100 mL	200	283.2	86400	-	172,638.6
5439000	8/24/1993	198	198	0.1782	35.28	931	7.8912%	Fecal		CFU/100 mL	200	283.2	86400	-	172,638.6
5439000	2/24/1994	198	198	0.1782	35.28	931	7.8912%	Fecal		CFU/100 mL	200	283.2	86400	-	172,638.6
5439000	3/17/2010	198	198	0.1782	35.28	931	7.8912%	Fecal		CFU/100 mL	200	283.2	86400	-	172,638.6
5439000	10/17/2017	198	198	0.1782	35.28	931	7.8912%	Fecal		CFU/100 mL	200	283.2	86400	-	172,638.6
5439000	5/13/2019	198	198	0.1782	35.28	931	7.8912%	Fecal		CFU/100 mL	200	283.2	86400	-	172,638.6
5439000	4/2/2020	198	198	0.1782	35.28	931	7.8912%	Fecal		CFU/100 mL	200	283.2	86400	-	172,638.6
5439000	5/23/2020	198	198	0.1782	35.28	931	7.8912%	Fecal		CFU/100 mL	200	283.2	86400	-	172,638.6
5439000	5/4/2016	197	197	0.1782	35.10	939	7.9590%	Fecal		CFU/100 mL	200	283.2	86400	-	171,766.7
5439000	5/26/2019	197	197	0.1782	35.10	939	7.9590%	Fecal		CFU/100 mL	200	283.2	86400	-	171,766.7
5439000	3/5/2021	197	197	0.1782	35.10	939	7.9590%	Fecal		CFU/100 mL	200	283.2	86400	-	171,766.7
5439000	5/6/1993	196	196	0.1782	34.92	942	7.9844%	Fecal		CFU/100 mL	200	283.2	86400	-	170,894.8
5439000	4/25/2007	196	196	0.1782	34.92	942	7.9844%	Fecal		CFU/100 mL	200	283.2	86400	-	170,894.8
5439000	10/26/2009	196	196	0.1782	34.92	942	7.9844%	Fecal		CFU/100 mL	200	283.2	86400	-	170,894.8
5439000	3/7/2011	196	196	0.1782	34.92	942	7.9844%	Fecal		CFU/100 mL	200	283.2	86400	-	170,894.8
5439000	7/28/2017	196	196	0.1782	34.92	942	7.9844%	Fecal		CFU/100 mL	200	283.2	86400	-	170,894.8
5439000	3/10/1993	195	195	0.1782	34.74	947	8.0268%	Fecal		CFU/100 mL	200	283.2	86400	-	170,022.8
5439000	3/29/2004	195	195	0.1782	34.74	947	8.0268%	Fecal		CFU/100 mL	200	283.2	86400	-	170,022.8
5439000	5/10/2015	195	195	0.1782	34.74	947	8.0268%	Fecal		CFU/100 mL	200	283.2	86400	-	170,022.8
5439000	9/18/2019	195	195	0.1782	34.74	947	8.0268%	Fecal		CFU/100 mL	200	283.2	86400	-	170,022.8
5439000	3/13/2021	195	195	0.1782	34.74	947	8.0268%	Fecal		CFU/100 mL	200	283.2	86400	-	170,022.8
5439000	3/1/2009	194	194	0.1782	34.57	952	8.0692%	Fecal		CFU/100 mL	200	283.2	86400	-	169,150.9
5439000	6/27/2010	194	194	0.1782	34.57	952	8.0692%	Fecal		CFU/100 mL	200	283.2	86400	-	169,150.9
5439000	7/13/2015	194	194	0.1782	34.57	952	8.0692%	Fecal		CFU/100 mL	200	283.2	86400	-	169,150.9
5439000	5/10/2017	194	194	0.1782	34.57	952	8.0692%	Fecal		CFU/100 mL	200	283.2	86400	-	169,150.9
5439000	12/31/2019	194	194	0.1782	34.57	952	8.0692%	Fecal		CFU/100 mL	200	283.2	86400	-	169,150.9
5439000	12/1/1991	193	193	0.1782	34.39	957	8.1115%	Fecal		CFU/100 mL	200	283.2	86400	-	168,279.0
5439000	6/13/1993	193	193	0.1782	34.39	957	8.1115%	Fecal		CFU/100 mL	200	283.2	86400	-	168,279.0
5439000	11/11/1994	193	193	0.1782	34.39	957	8.1115%	Fecal		CFU/100 mL	200	283.2	86400	-	168,279.0
5439000	8/10/1996	193	193	0.1782	34.39	957	8.1115%	Fecal		CFU/100 mL	200	283.2	86400	-	168,279.0
5439000	1/13/2005	193	193	0.1782	34.39	957	8.1115%	Fecal		CFU/100 mL	200	283.2	86400	-	168,279.0
5439000	12/14/2006	193	193	0.1782	34.39	957	8.1115%	Fecal		CFU/100 mL	200	283.2	86400	-	168,279.0
5439000	4/29/2009	193	193	0.1782	34.39	957	8.1115%	Fecal		CFU/100 mL	200	283.2	86400	-	168,279.0
5439000	10/27/2009	193	193	0.1782	34.39	957	8.1115%	Fecal		CFU/100 mL	200	283.2	86400	-	168,279.0
5439000	6/28/2010	193	193	0.1782	34.39	957	8.1115%	Fecal		CFU/100 mL	200	283.2	86400	-	168,279.0
5439000	4/27/2013	193	193	0.1782	34.39	957	8.1115%	Fecal		CFU/100 mL	200	283.2	86400	-	168,279.0
5439000	1/1/2016	193	193	0.1782	34.39	957	8.1115%	Fecal		CFU/100 mL	200	283.2	86400	-	168,279.0
5439000	10/8/2019	193	193	0.1782	34.39	957	8.1115%	Fecal		CFU/100 mL	200	283.2	86400	-	168,279.0
5439000	7/31/1996	192	192	0.1782	34.21	969	8.2133%	Fecal		CFU/100 mL	200	283.2	86400	-	167,407.1
5439000	4/18/1999	192	192	0.1782	34.21	969	8.2133%	Fecal		CFU/100 mL	200	283.2	86400	-	167,407.1
5439000	3/15/2001	192	192	0.1782	34.21	969	8.2133%	Fecal		CFU/100 mL	200	283.2	86400	-	167,407.1
5439000	6/10/2002	192	192	0.1782	34.21	969	8.2133%	Fecal		CFU/100 mL	200	283.2	86400	-	167,407.1
5439000	4/29/2007	192	192	0.1782	34.21	969	8.2133%	Fecal		CFU/100 mL	200	283.2	86400	-	167,407.1
5439000	11/11/2011	192	192	0.1782	34.21	969	8.2133%	Fecal		CFU/100 mL	200	283.2	86400	-	167,407.1
5439000	3/15/2015	192	192	0.1782	34.21	969	8.2133%	Fecal		CFU/100 mL	200	283.2	86400	-	167,407.1
5439000	6/24/2015	192	192	0.1782	34.21	969	8.2133%	Fecal		CFU/100 mL	200	283.2	86400	-	167,407.1
5439000	4/9/2017	192	192	0.1782	34.21	969	8.2133%	Fecal		CFU/100 mL	200	283.2	86400	-	167,407.1
5439000	5/21/2019	192	192	0.1782	34.21	969	8.2133%	Fecal		CFU/100 mL	200	283.2	86400	-	167,407.1
5439000	5/5/1990	191	191	0.1782	34.03	979	8.2980%	Fecal		CFU/100 mL	200	283.2	86400	-	166,535.2
5439000	9/16/1993	191	191	0.1782	34.03	979	8.2980%	Fecal		CFU/100 mL	200	283.2	86400	-	166,535.2
5439000	4/14/1995	191	191	0.1782	34.03	979	8.2980%	Fecal		CFU/100 mL	200	283.2	86400	-	166,535.2
5439000	4/24/1998	191	191	0.1782	34.03	979	8.2980%	Fecal		CFU/100 mL	200	283.2	86400	-	166,535.2
5439000	3/18/2019	191	191	0.1782	34.03	979	8.2980%	Fecal		CFU/100 mL	200	283.2	86400	-	166,535.2
5439000	2/5/1993	190	190	0.1782	33.85	984	8.3404%	Fecal		CFU/100 mL	200	283.2	86400	-	165,663.3
5439000	4/11/1998	190	190	0.1782	33.85	984	8.3404%	Fecal		CFU/100 mL	200	283.2	86400	-	165,663.3
5439000	5/19/2002	190	190	0.1782	33.85	984	8.3404%	Fecal		CFU/100 mL	200	283.2	86400	-	165,663.3
5439000	3/28/2009	190	190	0.1782	33.85	984	8.3404%	Fecal		CFU/100 mL	200	283.2	86400	-	165,663.3
5439000	3/20/2021	190	190	0.1782	33.85	984	8.3404%	Fecal		CFU/100 mL	200	283.2	86400	-	165,663.3
5439000	4/8/2022	190	190	0.1459	27.73	1287	10.9086%	Fecal		CFU/100 mL	200	283.2	86400	-	135,689.6
5439000	8/21/1990	189	189	0.1782	33.67	989	8.3828%	Fecal		CFU/100 mL	200	283.2	86400	-	164,791.4
5439000	5/7/2009	189	189	0.1782	33.67	989	8.3828%	Fecal		CFU/100 mL	200	283.2	86400	-	164,791.4
5439000	9/30/1993	188	188	0.1782	33.50	991	8.3997%	Fecal		CFU/100 mL	200	283.2	86400	-	163,919.5
5439000	3/15/2009	188	188	0.1782	33.50	991	8.3997%	Fecal		CFU/100 mL	200	283.2	86400	-	163,919.5
5439000	4/4/2009	188	188	0.1782	33.50	991	8.3997%	Fecal		CFU/100 mL	200	283.2	86400	-	163,919.5
5439000	5/28/2009	188	188	0.1782	33.50	991	8.3997%	Fecal		CFU/100 mL	200	283.2	86400	-	163,919.5
5439000	6/14/2013	188	188	0.1782	33.50	991	8.3997%	Fecal		CFU/100 mL	200	283.2	86400	-	163,919.5
5439000	6/12/2014	188	188	0.1782	33.50	991	8.3997%	Fecal		CFU/100 mL	200	283.2	86400	-	163,919.5

Gage ID	Date	Discharge (CFS)	Gage Discharge (less Surrogate NPDES) (CFS)	Watershed Area Ratio	Calculated flow (CFS)	Rank	Flow Exceedance %	Parameter	Results	Units (mg or micro_gram	Limit/Standard	100mL/CF	sec/day	Actual Load (million colonies/day)	Allowable Load (million colonies/day)
5439000	4/18/1991	187	187	0.1782	33.32	997	8.4506%	Fecal		CFU/100 mL	200	283.2	86400	-	163,047.5
5439000	4/29/1995	187	187	0.1782	33.32	997	8.4506%	Fecal		CFU/100 mL	200	283.2	86400	-	163,047.5
5439000	5/21/1996	187	187	0.1782	33.32	997	8.4506%	Fecal		CFU/100 mL	200	283.2	86400	-	163,047.5
5439000	3/18/2001	187	187	0.1782	33.32	997	8.4506%	Fecal		CFU/100 mL	200	283.2	86400	-	163,047.5
5439000	1/12/2008	187	187	0.1782	33.32	997	8.4506%	Fecal		CFU/100 mL	200	283.2	86400	-	163,047.5
5439000	4/8/2010	187	187	0.1782	33.32	997	8.4506%	Fecal		CFU/100 mL	200	283.2	86400	-	163,047.5
5439000	6/23/2016	187	187	0.1782	33.32	997	8.4506%	Fecal		CFU/100 mL	200	283.2	86400	-	163,047.5
5439000	5/6/2017	187	187	0.1782	33.32	997	8.4506%	Fecal		CFU/100 mL	200	283.2	86400	-	163,047.5
5439000	5/27/2017	187	187	0.1782	33.32	997	8.4506%	Fecal		CFU/100 mL	200	283.2	86400	-	163,047.5
5439000	4/28/2019	187	187	0.1782	33.32	997	8.4506%	Fecal		CFU/100 mL	200	283.2	86400	-	163,047.5
5439000	6/3/1991	186	186	0.1782	33.14	1007	8.5353%	Fecal		CFU/100 mL	200	283.2	86400	-	162,175.6
5439000	6/26/1996	186	186	0.1782	33.14	1007	8.5353%	Fecal		CFU/100 mL	200	283.2	86400	-	162,175.6
5439000	3/5/1997	186	186	0.1782	33.14	1007	8.5353%	Fecal		CFU/100 mL	200	283.2	86400	-	162,175.6
5439000	1/29/1999	186	186	0.1782	33.14	1007	8.5353%	Fecal		CFU/100 mL	200	283.2	86400	-	162,175.6
5439000	6/10/2008	186	186	0.1782	33.14	1007	8.5353%	Fecal		CFU/100 mL	200	283.2	86400	-	162,175.6
5439000	3/1/2011	186	186	0.1782	33.14	1007	8.5353%	Fecal		CFU/100 mL	200	283.2	86400	-	162,175.6
5439000	5/2/2020	186	186	0.1782	33.14	1007	8.5353%	Fecal		CFU/100 mL	200	283.2	86400	-	162,175.6
5439000	6/18/2000	185	185	0.1782	32.96	1014	8.5947%	Fecal		CFU/100 mL	200	283.2	86400	-	161,303.7
5439000	6/6/2004	185	185	0.1782	32.96	1014	8.5947%	Fecal		CFU/100 mL	200	283.2	86400	-	161,303.7
5439000	9/22/2008	185	185	0.1782	32.96	1014	8.5947%	Fecal		CFU/100 mL	200	283.2	86400	-	161,303.7
5439000	6/15/2011	185	185	0.1782	32.96	1014	8.5947%	Fecal		CFU/100 mL	200	283.2	86400	-	161,303.7
5439000	4/4/2014	185	185	0.1782	32.96	1014	8.5947%	Fecal		CFU/100 mL	200	283.2	86400	-	161,303.7
5439000	1/20/2017	185	185	0.1782	32.96	1014	8.5947%	Fecal		CFU/100 mL	200	283.2	86400	-	161,303.7
5439000	1/22/2017	185	185	0.1782	32.96	1014	8.5947%	Fecal		CFU/100 mL	200	283.2	86400	-	161,303.7
5439000	5/18/1991	184	184	0.1782	32.78	1021	8.6540%	Fecal		CFU/100 mL	200	283.2	86400	-	160,431.8
5439000	4/12/1993	184	184	0.1782	32.78	1021	8.6540%	Fecal		CFU/100 mL	200	283.2	86400	-	160,431.8
5439000	4/30/1999	184	184	0.1782	32.78	1021	8.6540%	Fecal		CFU/100 mL	200	283.2	86400	-	160,431.8
5439000	5/17/1999	184	184	0.1782	32.78	1021	8.6540%	Fecal		CFU/100 mL	200	283.2	86400	-	160,431.8
5439000	5/15/2003	184	184	0.1782	32.78	1021	8.6540%	Fecal		CFU/100 mL	200	283.2	86400	-	160,431.8
5439000	3/7/2004	184	184	0.1782	32.78	1021	8.6540%	Fecal		CFU/100 mL	200	283.2	86400	-	160,431.8
5439000	1/27/2010	184	184	0.1782	32.78	1021	8.6540%	Fecal		CFU/100 mL	200	283.2	86400	-	160,431.8
5439000	3/8/1994	183	183	0.1782	32.61	1028	8.7133%	Fecal		CFU/100 mL	200	283.2	86400	-	159,559.9
5439000	4/3/1998	183	183	0.1782	32.61	1028	8.7133%	Fecal		CFU/100 mL	200	283.2	86400	-	159,559.9
5439000	5/28/2004	183	183	0.1782	32.61	1028	8.7133%	Fecal		CFU/100 mL	200	283.2	86400	-	159,559.9
5439000	6/14/2004	183	183	0.1782	32.61	1028	8.7133%	Fecal		CFU/100 mL	200	283.2	86400	-	159,559.9
5439000	4/5/2010	183	183	0.1782	32.61	1028	8.7133%	Fecal		CFU/100 mL	200	283.2	86400	-	159,559.9
5439000	6/4/2011	183	183	0.1782	32.61	1028	8.7133%	Fecal		CFU/100 mL	200	283.2	86400	-	159,559.9
5439000	12/26/2015	183	183	0.1782	32.61	1028	8.7133%	Fecal		CFU/100 mL	200	283.2	86400	-	159,559.9
5439000	2/3/2016	183	183	0.1782	32.61	1028	8.7133%	Fecal		CFU/100 mL	200	283.2	86400	-	159,559.9
5439000	3/30/1991	182	182	0.1782	32.43	1036	8.7811%	Fecal		CFU/100 mL	200	283.2	86400	-	158,688.0
5439000	11/29/1992	182	182	0.1782	32.43	1036	8.7811%	Fecal		CFU/100 mL	200	283.2	86400	-	158,688.0
5439000	6/27/1993	182	182	0.1782	32.43	1036	8.7811%	Fecal		CFU/100 mL	200	283.2	86400	-	158,688.0
5439000	3/5/2007	182	182	0.1782	32.43	1036	8.7811%	Fecal		CFU/100 mL	200	283.2	86400	-	158,688.0
5439000	4/29/2011	182	182	0.1782	32.43	1036	8.7811%	Fecal		CFU/100 mL	200	283.2	86400	-	158,688.0
5439000	12/21/2015	182	182	0.1782	32.43	1036	8.7811%	Fecal		CFU/100 mL	200	283.2	86400	-	158,688.0
5439000	7/28/1996	181	181	0.1782	32.25	1042	8.8320%	Fecal		CFU/100 mL	200	283.2	86400	-	157,816.1
5439000	2/4/1999	181	181	0.1782	32.25	1042	8.8320%	Fecal		CFU/100 mL	200	283.2	86400	-	157,816.1
5439000	6/11/2002	181	181	0.1782	32.25	1042	8.8320%	Fecal		CFU/100 mL	200	283.2	86400	-	157,816.1
5439000	12/9/2008	181	181	0.1782	32.25	1042	8.8320%	Fecal		CFU/100 mL	200	283.2	86400	-	157,816.1
5439000	5/18/2011	181	181	0.1782	32.25	1042	8.8320%	Fecal		CFU/100 mL	200	283.2	86400	-	157,816.1
5439000	3/9/2019	181	181	0.1782	32.25	1042	8.8320%	Fecal		CFU/100 mL	200	283.2	86400	-	157,816.1
5439000	6/6/2019	181	181	0.1782	32.25	1042	8.8320%	Fecal		CFU/100 mL	200	283.2	86400	-	157,816.1
5439000	5/20/1990	180	180	0.1782	32.07	1049	8.8913%	Fecal		CFU/100 mL	200	283.2	86400	-	156,944.2
5439000	3/23/1991	180	180	0.1782	32.07	1049	8.8913%	Fecal		CFU/100 mL	200	283.2	86400	-	156,944.2
5439000	4/14/1991	180	180	0.1782	32.07	1049	8.8913%	Fecal		CFU/100 mL	200	283.2	86400	-	156,944.2
5439000	6/23/1993	180	180	0.1782	32.07	1049	8.8913%	Fecal		CFU/100 mL	200	283.2	86400	-	156,944.2
5439000	3/31/1998	180	180	0.1782	32.07	1049	8.8913%	Fecal		CFU/100 mL	200	283.2	86400	-	156,944.2
5439000	5/6/1998	180	180	0.1782	32.07	1049	8.8913%	Fecal		CFU/100 mL	200	283.2	86400	-	156,944.2
5439000	3/16/2007	180	180	0.1782	32.07	1049	8.8913%	Fecal		CFU/100 mL	200	283.2	86400	-	156,944.2
5439000	7/7/2015	180	180	0.1782	32.07	1049	8.8913%	Fecal		CFU/100 mL	200	283.2	86400	-	156,944.2
5439000	12/28/2015	180	180	0.1782	32.07	1049	8.8913%	Fecal		CFU/100 mL	200	283.2	86400	-	156,944.2
5439000	6/19/2018	180	180	0.1782	32.07	1049	8.8913%	Fecal		CFU/100 mL	200	283.2	86400	-	156,944.2
5439000	3/10/1998	179	179	0.1782	31.89	1059	8.9761%	Fecal		CFU/100 mL	200	283.2	86400	-	156,072.2
5439000	4/11/2002	179	179	0.1782	31.89	1059	8.9761%	Fecal		CFU/100 mL	200	283.2	86400	-	156,072.2
5439000	6/25/2010	179	179	0.1782	31.89	1059	8.9761%	Fecal		CFU/100 mL	200	283.2	86400	-	156,072.2
5439000	3/8/1990	178	178	0.1782	31.71	1062	9.0015%	Fecal		CFU/100 mL	200	283.2	86400	-	155,200.3
5439000	3/21/1998	178	178	0.1782	31.71	1062	9.0015%	Fecal		CFU/100 mL	200	283.2	86400	-	155,200.3
5439000	11/10/1998	178	178	0.1782	31.71	1062	9.0015%	Fecal		CFU/100 mL	200	283.2	86400	-	155,200.3
5439000	11/11/1998	178	178	0.1782	31.71	1062	9.0015%	Fecal		CFU/100 mL	200	283.2	86400	-	155,200.3
5439000	6/24/2000	178	178	0.1782	31.71	1062	9.0015%	Fecal		CFU/100 mL	200	283.2	86400	-	155,200.3
5439000	6/5/2001	178	178	0.1782	31.71	1062	9.0015%	Fecal		CFU/100 mL	200	283.2	86400	-	155,200.3
5439000	3/8/2010	178	178	0.1782	31.71	1062	9.0015%	Fecal		CFU/100 mL	200	283.2	86400	-	155,200.3
5439000	5/27/2015	178	178	0.1782	31.71	1062	9.0015%	Fecal		CFU/100 mL	200	283.2	86400	-	155,200.3
5439000	1/8/1998	177	177	0.1782	31.54	1070	9.0693%	Fecal		CFU/100 mL	200	283.2	86400	-	154,328.4
5439000	5/12/2000	177	177	0.1782	31.54	1070	9.0693%	Fecal		CFU/100 mL	200	283.2	86400	-	154,328.4
5439000	4/10/2015	177	177	0.1782	31.54	1070	9.0693%	Fecal		CFU/100 mL	200	283.2	86400	-	154,328.4
5439000	6/25/2018	177	177	0.1782	31.54	1070	9.0693%	Fecal		CFU/100 mL	200	283.2	86400	-	154,328.4
5439000	7/4/2000	176	176	0.1782	31.36	1075	9.1117%	Fecal		CFU/100 mL	200	283.2	86400	-	153,456.5
5439000	3/1/2001	176	176	0.1782	31.36	1075	9.1117%	Fecal		CFU/100 mL	200	283.2	86400	-	153,456.5
5439000	3/30/2004	176	176	0.1782	31.36	1075	9.1117%	Fecal		CFU/100 mL	200	283.2	86400	-	153,456.5
5439000	3/27/2007	176	176	0.1782	31.36	1075	9.1117%	Fecal		CFU/100 mL	200	283.2	86400	-	153,456.5
5439000	9/3/2007	176	176	0.1782	31.36	1075	9.1117%	Fecal		CFU/100 mL	200	283.2	86400	-	153,456.5
5439000	1/3/2009	176	176	0.1782	31.36	1075	9.1117%	Fecal		CFU/100 mL	200	283.2	86400	-	153,456.5
5439000	5/18/2009	176	176	0.1782	31.36	1075	9.1117%	Fecal		CFU/100 mL	200	283.2	86400	-	153,456.5
5439000	6/11/2009	176	176	0.1782	31.36	1075	9.1117%	Fecal		CFU/100 mL	200	283.2	86400	-	153,456.5
5439000	3/17/2013	176	176	0.1782	31.36	1075	9.1117%	Fecal		CFU/100 mL	200	283.2	86400	-	153,456.5
5439000	11/30/2015	176	176	0.1782	31.36	1075	9.1117%	Fecal		CFU/100 mL	200	283.2	86400	-	153,456.5
5439000	5/19/2016	176	176	0.1782	31.36	1075	9.1117%	Fecal		CFU/100 mL	200	283.2	86400	-	153,456.5
5439000	6/16/2016	176	176	0.1782	31.36	1075	9.1117%	Fecal		CFU/100 mL	200	283.2	86400	-	153,456.5
5439000	3/18/2021	176	176	0.1782	31.36	1075	9.1117%	Fecal		CFU/100 mL	200	283.2	86400	-	153,456.5
5439000	5/15/1990	175	175	0.1782	31.18	1089	9.2304%	Fecal		CFU/100 mL	200	283.2	86400	-	152,584.6
5439000	1/25/1993	175	175	0.1782	31.18	1089	9.2304%	Fecal		CFU/100 mL	200	283.2	86400	-	152,584.6
5439000	5/3/1993	175	175	0.1782	31.18	1089	9.2304%	Fecal		CFU/100 mL	200	283.2	86400	-	152,584.6
5439000	5/7/1993	175	175	0.1782	31.18	1089	9.2304%	Fecal		CFU/100 mL	200	283.2	86400	-	152,584.6
5439000	7/22/1993	175	175	0.1782	31.18	1089	9.2304%	Fecal		CFU/100 mL	200	283.2	86400	-	152,584.6
5439000	7/26/1996	175	175	0.1782	31.18	1089	9.2304%	Fecal		CFU/100 mL	200	283.2	86400	-	152,584.6
5439000	2/2/2001	175	175	0.1782	31.18	1089	9.2304%	Fecal		CFU/100 mL	200	283.2	86400	-	152,584.6
5439000	6/5/2008	175	175	0.1782	31.18	1089	9.2304%	Fecal		CFU/100 mL	200	283.2	86400	-	152,584.6
5439000	6/15/2009	175	175	0.1782	31.18	1089	9.2304%	Fecal		CFU/100 mL	200	283.2	86400	-	152,584.6
5439000	7/3/2013	175	175	0.1782	31.18	1089	9.2304%	Fecal		CFU/100 mL	200	283.2	86400	-	152,584.6
5439000	5/14/2017	175	175	0.1782	31.18	1089	9.2304%	Fecal		CFU/100 mL	200	283.2	86400	-	152,584.6
5439000	10/1/1993	174	174	0.1782	31.00	1100	9.3236%	Fecal		CFU/100 mL	200	283.2	86400	-	151,712.7
5439000	6/17/1999	174	174	0.1782	31.00	1100	9.3236%	Fecal		CFU/100 mL	200	283.2	86400	-	151,712.7
5439000	3/22/2001	174	174	0.1782	31.00	1100	9.3236%	Fecal		CFU/100 mL	200	283.2	86400	-	151,712.7
5439000	5/19/2004	174	174	0.1782	31.00	1100	9.3236%	Fecal		CFU/100 mL	200	283.2	86400	-	151,712.7
5439000	4/3/2008	174	174	0.1782	31.00	1100	9.3236%	Fecal		CFU/100 mL	200	283.2	86400	-	151,712.7
5439000	2/27/2018	174	174	0.1782	31.00	1100	9.3236%	Fecal		CFU/100 mL	200	283.2	86400	-	151,712.7
5439000	6/9/2018	174	174	0.1782	31.00	1100	9.3236%	Fecal		CFU/100 mL	200	283.2	86400	-	151,712.7
5439000	3/19/1990	173	173	0.1782	30.82	1107	9.3829%	Fecal		CFU/100 mL	200	283.2	86400	-	150,840.8
5439000	5/13/1998	173	173	0.1782	30.82	1107	9.3829%	Fecal		CFU/100 mL	200	283.2	86400	-	150,840.8
5439000	5/16/1999	173	173	0.1782	30.82	1107	9.3829%	Fecal		CFU/100 mL	200	283.2	86400	-	150,840.8
5439000	6/7/2001	173	173	0.1782	30.82	1107	9.3829%	Fecal		CFU/100 mL	200	283.2	86400	-	150,840.8
5439000	5/6/2003	173	173	0.1782	30.82	1107	9.3829%	Fecal		CFU/100 mL	200	283.2	86400	-	150,840.8
5439000	4/25/2011	173	173	0.1782	30.82	1107	9.3829%	Fecal		CFU/100 mL	200	283.2	86400	-	150,840.8
5439000	2/9/2019	173	173	0.1782	30.82	1107	9.3829%	Fecal		CFU/100 mL	200	283.2	86400	-	150,840.8
5439000	2/11/1998	172	172	0.1782	30.65	1114	9.4423%	Fecal		CFU/100 mL	200	283.2	86400	-	149,968.9
5439000	11/4/2009	172	172	0.1782	30.65	1114	9.4423%	Fecal		CFU/100 mL	200	283.2	86400	-	149,968.9
5439000	12/31/2009	172	172	0.1782	30.65	1114	9.4423%	Fecal		CFU/100 mL	200	283.2	86400	-	149,968.9
5439000	3/1/2012	172	172	0.1782	30.65	1114	9.4423%	Fecal		CFU/100 mL	200	283.2	86400	-	149,968.9
5439000	6/29/2018	172	172	0.1782	30.65	1114	9.4423%	Fecal		CFU/100 mL	200	283.2	86400	-	149,968.9
5439000	9/26/2019	172	172	0.1782	30.65	1114	9.4423%	Fecal		CFU/100 mL	200	283.2	86400	-	149,968.9
5439000	5/24/2020	172	172	0.1782	30.65	1114	9.4423%	Fecal		CFU/100 mL	200	283.2	86400	-	149,968.9
5439000	6/7/1993	171	171	0.1782	30.47	1121	9.5016%	Fecal		CFU/100 mL	200	283.2	86400	-	149,097.0
5439000	11/13/1995	171	171	0.1782	30.47	1121	9.5016%	Fecal		CFU/100 mL	200	283.2	86400	-	149,097.0
5439000	6/12/1996	171	171	0.1782	30.47	1121	9.5016%	Fecal		CFU/100 mL	200	283.2	86400	-	149,097.0

Gage ID	Date	Discharge (CFS)	Gage Discharge (less Surrogate NPDES) (CFS)	Watershed Area Ratio	Calculated flow (CFS)	Rank	Flow Exceedance %	Parameter	Results	Units (mg or micro_gram	Limit/Standard	100mL/CF	sec/day	Actual Load (million colonies/day)	Allowable Load (million colonies/day)
5439000	5/9/1997	171	171	0.1782	30.47	1121	9.5016%	Fecal		CFU/100 mL	200	283.2	86400	-	149,097.0
5439000	2/1/1999	171	171	0.1782	30.47	1121	9.5016%	Fecal		CFU/100 mL	200	283.2	86400	-	149,097.0
5439000	2/16/2001	171	171	0.1782	30.47	1121	9.5016%	Fecal		CFU/100 mL	200	283.2	86400	-	149,097.0
5439000	5/2/2003	171	171	0.1782	30.47	1121	9.5016%	Fecal		CFU/100 mL	200	283.2	86400	-	149,097.0
5439000	8/11/2007	171	171	0.1782	30.47	1121	9.5016%	Fecal		CFU/100 mL	200	283.2	86400	-	149,097.0
5439000	4/26/2009	171	171	0.1782	30.47	1121	9.5016%	Fecal		CFU/100 mL	200	283.2	86400	-	149,097.0
5439000	5/13/2015	171	171	0.1782	30.47	1121	9.5016%	Fecal		CFU/100 mL	200	283.2	86400	-	149,097.0
5439000	5/16/2019	171	171	0.1782	30.47	1121	9.5016%	Fecal		CFU/100 mL	200	283.2	86400	-	149,097.0
5439000	10/12/2019	171	171	0.1782	30.47	1121	9.5016%	Fecal		CFU/100 mL	200	283.2	86400	-	149,097.0
5439000	4/8/1998	170	170	0.1782	30.29	1133	9.6033%	Fecal		CFU/100 mL	200	283.2	86400	-	148,225.0
5439000	3/31/2004	170	170	0.1782	30.29	1133	9.6033%	Fecal		CFU/100 mL	200	283.2	86400	-	148,225.0
5439000	12/15/2006	170	170	0.1782	30.29	1133	9.6033%	Fecal		CFU/100 mL	200	283.2	86400	-	148,225.0
5439000	2/26/2009	170	170	0.1782	30.29	1133	9.6033%	Fecal		CFU/100 mL	200	283.2	86400	-	148,225.0
5439000	7/25/2010	170	170	0.1782	30.29	1133	9.6033%	Fecal		CFU/100 mL	200	283.2	86400	-	148,225.0
5439000	2/29/2012	170	170	0.1782	30.29	1133	9.6033%	Fecal		CFU/100 mL	200	283.2	86400	-	148,225.0
5439000	6/26/2015	170	170	0.1782	30.29	1133	9.6033%	Fecal		CFU/100 mL	200	283.2	86400	-	148,225.0
5439000	5/26/2016	170	170	0.1782	30.29	1133	9.6033%	Fecal		CFU/100 mL	200	283.2	86400	-	148,225.0
5439000	5/17/2018	170	170	0.1782	30.29	1133	9.6033%	Fecal		CFU/100 mL	200	283.2	86400	-	148,225.0
5439000	5/21/2018	170	170	0.1782	30.29	1133	9.6033%	Fecal		CFU/100 mL	200	283.2	86400	-	148,225.0
5439000	10/11/2019	170	170	0.1782	30.29	1133	9.6033%	Fecal		CFU/100 mL	200	283.2	86400	-	148,225.0
5439000	4/30/1993	169	169	0.1782	30.11	1144	9.6966%	Fecal		CFU/100 mL	200	283.2	86400	-	147,353.1
5439000	6/22/1996	169	169	0.1782	30.11	1144	9.6966%	Fecal		CFU/100 mL	200	283.2	86400	-	147,353.1
5439000	1/31/1999	169	169	0.1782	30.11	1144	9.6966%	Fecal		CFU/100 mL	200	283.2	86400	-	147,353.1
5439000	4/23/2000	169	169	0.1782	30.11	1144	9.6966%	Fecal		CFU/100 mL	200	283.2	86400	-	147,353.1
5439000	10/23/2001	169	169	0.1782	30.11	1144	9.6966%	Fecal		CFU/100 mL	200	283.2	86400	-	147,353.1
5439000	7/20/2008	169	169	0.1782	30.11	1144	9.6966%	Fecal		CFU/100 mL	200	283.2	86400	-	147,353.1
5439000	10/25/2008	169	169	0.1782	30.11	1144	9.6966%	Fecal		CFU/100 mL	200	283.2	86400	-	147,353.1
5439000	3/18/2010	169	169	0.1782	30.11	1144	9.6966%	Fecal		CFU/100 mL	200	283.2	86400	-	147,353.1
5439000	5/9/2012	169	169	0.1782	30.11	1144	9.6966%	Fecal		CFU/100 mL	200	283.2	86400	-	147,353.1
5439000	5/4/2018	169	169	0.1782	30.11	1144	9.6966%	Fecal		CFU/100 mL	200	283.2	86400	-	147,353.1
5439000	2/17/2022	169	169	0.1782	30.11	1144	9.6966%	Fecal		CFU/100 mL	200	283.2	86400	-	147,353.1
5439000	11/5/1990	168	168	0.1782	29.93	1155	9.7898%	Fecal		CFU/100 mL	200	283.2	86400	-	146,481.2
5439000	4/28/2013	168	168	0.1782	29.93	1155	9.7898%	Fecal		CFU/100 mL	200	283.2	86400	-	146,481.2
5439000	4/18/2017	168	168	0.1782	29.93	1155	9.7898%	Fecal		CFU/100 mL	200	283.2	86400	-	146,481.2
5439000	4/25/1993	167	167	0.1782	29.75	1159	9.8237%	Fecal		CFU/100 mL	200	283.2	86400	-	145,609.3
5439000	3/22/1994	167	167	0.1782	29.75	1159	9.8237%	Fecal		CFU/100 mL	200	283.2	86400	-	145,609.3
5439000	1/6/1998	167	167	0.1782	29.75	1159	9.8237%	Fecal		CFU/100 mL	200	283.2	86400	-	145,609.3
5439000	4/8/2002	167	167	0.1782	29.75	1159	9.8237%	Fecal		CFU/100 mL	200	283.2	86400	-	145,609.3
5439000	5/4/2009	167	167	0.1782	29.75	1159	9.8237%	Fecal		CFU/100 mL	200	283.2	86400	-	145,609.3
5439000	5/8/2009	167	167	0.1782	29.75	1159	9.8237%	Fecal		CFU/100 mL	200	283.2	86400	-	145,609.3
5439000	3/12/2011	167	167	0.1782	29.75	1159	9.8237%	Fecal		CFU/100 mL	200	283.2	86400	-	145,609.3
5439000	7/17/2015	167	167	0.1782	29.75	1159	9.8237%	Fecal		CFU/100 mL	200	283.2	86400	-	145,609.3
5439000	3/8/1992	166	166	0.1782	29.58	1167	9.8915%	Fecal		CFU/100 mL	200	283.2	86400	-	144,737.4
5439000	7/4/1998	166	166	0.1782	29.58	1167	9.8915%	Fecal		CFU/100 mL	200	283.2	86400	-	144,737.4
5439000	3/8/2002	166	166	0.1782	29.58	1167	9.8915%	Fecal		CFU/100 mL	200	283.2	86400	-	144,737.4
5439000	3/16/2009	166	166	0.1782	29.58	1167	9.8915%	Fecal		CFU/100 mL	200	283.2	86400	-	144,737.4
5439000	3/17/2009	166	166	0.1782	29.58	1167	9.8915%	Fecal		CFU/100 mL	200	283.2	86400	-	144,737.4
5439000	4/23/2009	166	166	0.1782	29.58	1167	9.8915%	Fecal		CFU/100 mL	200	283.2	86400	-	144,737.4
5439000	8/28/2009	166	166	0.1782	29.58	1167	9.8915%	Fecal		CFU/100 mL	200	283.2	86400	-	144,737.4
5439000	10/25/2009	166	166	0.1782	29.58	1167	9.8915%	Fecal		CFU/100 mL	200	283.2	86400	-	144,737.4
5439000	5/1/2016	166	166	0.1782	29.58	1167	9.8915%	Fecal		CFU/100 mL	200	283.2	86400	-	144,737.4
5439000	12/13/1991	165	165	0.1782	29.40	1176	9.9678%	Fecal		CFU/100 mL	200	283.2	86400	-	143,865.5
5439000	7/23/1993	165	165	0.1782	29.40	1176	9.9678%	Fecal		CFU/100 mL	200	283.2	86400	-	143,865.5
5439000	6/6/1995	165	165	0.1782	29.40	1176	9.9678%	Fecal		CFU/100 mL	200	283.2	86400	-	143,865.5
5439000	2/11/1999	165	165	0.1782	29.40	1176	9.9678%	Fecal		CFU/100 mL	200	283.2	86400	-	143,865.5
5439000	3/6/2007	165	165	0.1782	29.40	1176	9.9678%	Fecal		CFU/100 mL	200	283.2	86400	-	143,865.5
5439000	7/6/2014	165	165	0.1782	29.40	1176	9.9678%	Fecal		CFU/100 mL	200	283.2	86400	-	143,865.5
5439000	4/1/2016	165	165	0.1782	29.40	1176	9.9678%	Fecal		CFU/100 mL	200	283.2	86400	-	143,865.5
5439000	10/26/2017	165	165	0.1782	29.40	1176	9.9678%	Fecal		CFU/100 mL	200	283.2	86400	-	143,865.5
5439000	5/14/2019	165	165	0.1782	29.40	1176	9.9678%	Fecal		CFU/100 mL	200	283.2	86400	-	143,865.5
5439000	9/27/2019	165	165	0.1782	29.40	1176	9.9678%	Fecal		CFU/100 mL	200	283.2	86400	-	143,865.5
5439000	6/21/2021	165	165	0.1782	29.40	1176	9.9678%	Fecal		CFU/100 mL	200	283.2	86400	-	143,865.5
5439000	8/20/1990	164	164	0.1782	29.22	1187	10.0610%	Fecal		CFU/100 mL	200	283.2	86400	-	142,993.6
5439000	7/2/1993	164	164	0.1782	29.22	1187	10.0610%	Fecal		CFU/100 mL	200	283.2	86400	-	142,993.6
5439000	7/27/1993	164	164	0.1782	29.22	1187	10.0610%	Fecal		CFU/100 mL	200	283.2	86400	-	142,993.6
5439000	5/15/1995	164	164	0.1782	29.22	1187	10.0610%	Fecal		CFU/100 mL	200	283.2	86400	-	142,993.6
5439000	6/1/1995	164	164	0.1782	29.22	1187	10.0610%	Fecal		CFU/100 mL	200	283.2	86400	-	142,993.6
5439000	4/25/1998	164	164	0.1782	29.22	1187	10.0610%	Fecal		CFU/100 mL	200	283.2	86400	-	142,993.6
5439000	7/7/1998	164	164	0.1782	29.22	1187	10.0610%	Fecal		CFU/100 mL	200	283.2	86400	-	142,993.6
5439000	5/20/2002	164	164	0.1782	29.22	1187	10.0610%	Fecal		CFU/100 mL	200	283.2	86400	-	142,993.6
5439000	4/16/2008	164	164	0.1782	29.22	1187	10.0610%	Fecal		CFU/100 mL	200	283.2	86400	-	142,993.6
5439000	5/18/2010	164	164	0.1782	29.22	1187	10.0610%	Fecal		CFU/100 mL	200	283.2	86400	-	142,993.6
5439000	11/21/2015	164	164	0.1782	29.22	1187	10.0610%	Fecal		CFU/100 mL	200	283.2	86400	-	142,993.6
5439000	2/2/1990	163	163	0.1782	29.04	1198	10.1543%	Fecal		CFU/100 mL	200	283.2	86400	-	142,121.7
5439000	11/6/1990	163	163	0.1782	29.04	1198	10.1543%	Fecal		CFU/100 mL	200	283.2	86400	-	142,121.7
5439000	12/8/1991	163	163	0.1782	29.04	1198	10.1543%	Fecal		CFU/100 mL	200	283.2	86400	-	142,121.7
5439000	2/21/2002	163	163	0.1782	29.04	1198	10.1543%	Fecal		CFU/100 mL	200	283.2	86400	-	142,121.7
5439000	6/24/2009	163	163	0.1782	29.04	1198	10.1543%	Fecal		CFU/100 mL	200	283.2	86400	-	142,121.7
5439000	11/5/2019	163	163	0.1782	29.04	1198	10.1543%	Fecal		CFU/100 mL	200	283.2	86400	-	142,121.7
5439000	4/3/2020	163	163	0.1782	29.04	1198	10.1543%	Fecal		CFU/100 mL	200	283.2	86400	-	142,121.7
5439000	7/2/2021	163	163	0.1782	29.04	1198	10.1543%	Fecal		CFU/100 mL	200	283.2	86400	-	142,121.7
5439000	12/3/1990	162	162	0.1782	28.86	1206	10.2221%	Fecal		CFU/100 mL	200	283.2	86400	-	141,249.7
5439000	4/13/1993	162	162	0.1782	28.86	1206	10.2221%	Fecal		CFU/100 mL	200	283.2	86400	-	141,249.7
5439000	11/12/1994	162	162	0.1782	28.86	1206	10.2221%	Fecal		CFU/100 mL	200	283.2	86400	-	141,249.7
5439000	5/12/1996	162	162	0.1782	28.86	1206	10.2221%	Fecal		CFU/100 mL	200	283.2	86400	-	141,249.7
5439000	2/13/1999	162	162	0.1782	28.86	1206	10.2221%	Fecal		CFU/100 mL	200	283.2	86400	-	141,249.7
5439000	5/11/2000	162	162	0.1782	28.86	1206	10.2221%	Fecal		CFU/100 mL	200	283.2	86400	-	141,249.7
5439000	4/24/2009	162	162	0.1782	28.86	1206	10.2221%	Fecal		CFU/100 mL	200	283.2	86400	-	141,249.7
5439000	12/18/2011	162	162	0.1782	28.86	1206	10.2221%	Fecal		CFU/100 mL	200	283.2	86400	-	141,249.7
5439000	5/17/2015	162	162	0.1782	28.86	1206	10.2221%	Fecal		CFU/100 mL	200	283.2	86400	-	141,249.7
5439000	2/28/2018	162	162	0.1782	28.86	1206	10.2221%	Fecal		CFU/100 mL	200	283.2	86400	-	141,249.7
5439000	12/6/2018	162	162	0.1782	28.86	1206	10.2221%	Fecal		CFU/100 mL	200	283.2	86400	-	141,249.7
5439000	3/12/2020	162	162	0.1782	28.86	1206	10.2221%	Fecal		CFU/100 mL	200	283.2	86400	-	141,249.7
5439000	7/20/1990	161	161	0.1782	28.69	1218	10.3238%	Fecal		CFU/100 mL	200	283.2	86400	-	140,377.8
5439000	4/10/1991	161	161	0.1782	28.69	1218	10.3238%	Fecal		CFU/100 mL	200	283.2	86400	-	140,377.8
5439000	12/10/1991	161	161	0.1782	28.69	1218	10.3238%	Fecal		CFU/100 mL	200	283.2	86400	-	140,377.8
5439000	1/2/1993	161	161	0.1782	28.69	1218	10.3238%	Fecal		CFU/100 mL	200	283.2	86400	-	140,377.8
5439000	4/29/1993	161	161	0.1782	28.69	1218	10.3238%	Fecal		CFU/100 mL	200	283.2	86400	-	140,377.8
5439000	6/29/1993	161	161	0.1782	28.69	1218	10.3238%	Fecal		CFU/100 mL	200	283.2	86400	-	140,377.8
5439000	6/15/1998	161	161	0.1782	28.69	1218	10.3238%	Fecal		CFU/100 mL	200	283.2	86400	-	140,377.8
5439000	5/13/2004	161	161	0.1782	28.69	1218	10.3238%	Fecal		CFU/100 mL	200	283.2	86400	-	140,377.8
5439000	4/5/2009	161	161	0.1782	28.69	1218	10.3238%	Fecal		CFU/100 mL	200	283.2	86400	-	140,377.8
5439000	4/19/2011	161	161	0.1782	28.69	1218	10.3238%	Fecal		CFU/100 mL	200	283.2	86400	-	140,377.8
5439000	5/9/2017	161	161	0.1782	28.69	1218	10.3238%	Fecal		CFU/100 mL	200	283.2	86400	-	140,377.8
5439000	1/23/2018	161	161	0.1782	28.69	1218	10.3238%	Fecal		CFU/100 mL	200	283.2	86400	-	140,377.8
5439000	11/15/1992	160	160	0.1782	28.51	1230	10.4255%	Fecal		CFU/100 mL	200	283.2	86400	-	139,505.9
5439000	8/11/1996	160	160	0.1782	28.51	1230	10.4255%	Fecal		CFU/100 mL	200	283.2	86400	-	139,505.9
5439000	4/12/1998	160	160	0.1782	28.51	1230	10.4255%	Fecal		CFU/100 mL	200	283.2	86400	-	139,505.9
5439000	1/30/1999	160	160	0.1782	28.51	1230	10.4255%	Fecal		CFU/100 mL	200	283.2	86400	-	139,505.9
5439000	6/7/2004	160	160	0.1782	28.51	1230	10.4255%	Fecal		CFU/100 mL	200	283.2	86400	-	139,505.9
5439000	4/30/2007	160	160	0.1782	28.51	1230	10.4255%	Fecal		CFU/100 mL	200	283.2	86400	-	139,505.9
5439000	3/7/2008	160	160	0.1782	28.51	1230	10.4255%	Fecal		CFU/100 mL	200	283.2	86400	-	139,505.9
5439000	3/2/2011	160	160	0.1782	28.51	1230	10.4255%	Fecal		CFU/100 mL	200	283.2	86400	-	139,505.9
5439000	6/16/2011	160	160	0.1782	28.51	1230	10.4255%	Fecal		CFU/100 mL	200	283.2	86400	-	139,505.9
5439000	12/4/2015	160	160	0.1782	28.51	1230	10.4255%	Fecal		CFU/100 mL	200	283.2	86400	-	139,505.9
5439000	3/1/2017	160	160	0.1782	28.51	1230	10.4255%	Fecal		CFU/100 mL	200	283.2	86400	-	139,505.9
5439000	4/29/2017	160	160	0.1782	28.51	1230	10.4255%	Fecal		CFU/100 mL	200	283.2	86400	-	139,505.9
5439000	12/2/1990	159	159	0.1782	28.33	1242	10.5272%	Fecal		CFU/100 mL	200	283.2	86400	-	138,634.0
5439000	3/21/1994	159	159	0.1782	28.33	1242	10.5272%	Fecal		CFU/100 mL	200	283.2	86400	-	138,634.0
5439000	1/17/1995	159	159	0.1782	28.33	1242	10.5272%	Fecal		CFU/100 mL	200	283.2	86400	-	138,634.0
5439000	12/10/2003	159	159	0.1782	28.33	1242	10.5272%	Fecal		CFU/100 mL	200	283.2	86400	-	138,634.0
5439000	3/27/2004	159	159	0.1782	28.33	1242	10.5272%	Fecal		CFU/100 mL	200	283.2	86400	-	138,634.0
5439000	2/14/2009	159	159	0.1782	28.33	1242	10.5272%	Fecal		CFU/100 mL	200	283.2	86400	-	138,634.0
5439000	3/4/2018	159	159	0.1782	28.33	1242	10.5272%	Fecal		CFU/100 mL	200	283.2	86400	-	138,634.0
5439000	10/9/2019	159	159	0.1782	28.33	1242	10.5272%	Fecal		CFU/100 mL	200	283.2	86400	-	138,634.0

Gage ID	Date	Discharge (CFS)	Gage Discharge (less Surrogate NPDES) (CFS)	Watershed Area Ratio	Calculated flow (CFS)	Rank	Flow Exceedance %	Parameter	Results	Units (mg or micro_gram	Limit/Standard	100mL/CF	sec/day	Actual Load (million colonies/day)	Allowable Load (million colonies/day)
5439000	1/3/1993	158	158	0.1782	28.15	1250	10.5950%	Fecal		CFU/100 mL	200	283.2	86400	-	137,762.1
5439000	3/12/1994	158	158	0.1782	28.15	1250	10.5950%	Fecal		CFU/100 mL	200	283.2	86400	-	137,762.1
5439000	6/23/1996	158	158	0.1782	28.15	1250	10.5950%	Fecal		CFU/100 mL	200	283.2	86400	-	137,762.1
5439000	8/1/1996	158	158	0.1782	28.15	1250	10.5950%	Fecal		CFU/100 mL	200	283.2	86400	-	137,762.1
5439000	7/8/1998	158	158	0.1782	28.15	1250	10.5950%	Fecal		CFU/100 mL	200	283.2	86400	-	137,762.1
5439000	2/27/2000	158	158	0.1782	28.15	1250	10.5950%	Fecal		CFU/100 mL	200	283.2	86400	-	137,762.1
5439000	5/29/2004	158	158	0.1782	28.15	1250	10.5950%	Fecal		CFU/100 mL	200	283.2	86400	-	137,762.1
5439000	2/16/2005	158	158	0.1782	28.15	1250	10.5950%	Fecal		CFU/100 mL	200	283.2	86400	-	137,762.1
5439000	12/24/2006	158	158	0.1782	28.15	1250	10.5950%	Fecal		CFU/100 mL	200	283.2	86400	-	137,762.1
5439000	12/25/2007	158	158	0.1782	28.15	1250	10.5950%	Fecal		CFU/100 mL	200	283.2	86400	-	137,762.1
5439000	6/3/2008	158	158	0.1782	28.15	1250	10.5950%	Fecal		CFU/100 mL	200	283.2	86400	-	137,762.1
5439000	12/24/2008	158	158	0.1782	28.15	1250	10.5950%	Fecal		CFU/100 mL	200	283.2	86400	-	137,762.1
5439000	3/18/2009	158	158	0.1782	28.15	1250	10.5950%	Fecal		CFU/100 mL	200	283.2	86400	-	137,762.1
5439000	7/14/2014	158	158	0.1782	28.15	1250	10.5950%	Fecal		CFU/100 mL	200	283.2	86400	-	137,762.1
5439000	3/16/2015	158	158	0.1782	28.15	1250	10.5950%	Fecal		CFU/100 mL	200	283.2	86400	-	137,762.1
5439000	11/30/1992	157	157	0.1782	27.97	1265	10.7222%	Fecal		CFU/100 mL	200	283.2	86400	-	136,890.2
5439000	5/2/1993	157	157	0.1782	27.97	1265	10.7222%	Fecal		CFU/100 mL	200	283.2	86400	-	136,890.2
5439000	4/27/1998	157	157	0.1782	27.97	1265	10.7222%	Fecal		CFU/100 mL	200	283.2	86400	-	136,890.2
5439000	9/28/1999	157	157	0.1782	27.97	1265	10.7222%	Fecal		CFU/100 mL	200	283.2	86400	-	136,890.2
5439000	3/11/2002	157	157	0.1782	27.97	1265	10.7222%	Fecal		CFU/100 mL	200	283.2	86400	-	136,890.2
5439000	9/23/2008	157	157	0.1782	27.97	1265	10.7222%	Fecal		CFU/100 mL	200	283.2	86400	-	136,890.2
5439000	5/14/2009	157	157	0.1782	27.97	1265	10.7222%	Fecal		CFU/100 mL	200	283.2	86400	-	136,890.2
5439000	6/20/2010	157	157	0.1782	27.97	1265	10.7222%	Fecal		CFU/100 mL	200	283.2	86400	-	136,890.2
5439000	7/14/2015	157	157	0.1782	27.97	1265	10.7222%	Fecal		CFU/100 mL	200	283.2	86400	-	136,890.2
5439000	5/6/1990	156	156	0.1782	27.79	1274	10.7984%	Fecal		CFU/100 mL	200	283.2	86400	-	136,018.3
5439000	5/16/1990	156	156	0.1782	27.79	1274	10.7984%	Fecal		CFU/100 mL	200	283.2	86400	-	136,018.3
5439000	6/29/1994	156	156	0.1782	27.79	1274	10.7984%	Fecal		CFU/100 mL	200	283.2	86400	-	136,018.3
5439000	5/23/1996	156	156	0.1782	27.79	1274	10.7984%	Fecal		CFU/100 mL	200	283.2	86400	-	136,018.3
5439000	6/5/1999	156	156	0.1782	27.79	1274	10.7984%	Fecal		CFU/100 mL	200	283.2	86400	-	136,018.3
5439000	2/23/2000	156	156	0.1782	27.79	1274	10.7984%	Fecal		CFU/100 mL	200	283.2	86400	-	136,018.3
5439000	3/23/2001	156	156	0.1782	27.79	1274	10.7984%	Fecal		CFU/100 mL	200	283.2	86400	-	136,018.3
5439000	12/11/2003	156	156	0.1782	27.79	1274	10.7984%	Fecal		CFU/100 mL	200	283.2	86400	-	136,018.3
5439000	3/28/2007	156	156	0.1782	27.79	1274	10.7984%	Fecal		CFU/100 mL	200	283.2	86400	-	136,018.3
5439000	6/19/2009	156	156	0.1782	27.79	1274	10.7984%	Fecal		CFU/100 mL	200	283.2	86400	-	136,018.3
5439000	1/23/2017	156	156	0.1782	27.79	1274	10.7984%	Fecal		CFU/100 mL	200	283.2	86400	-	136,018.3
5439000	12/28/2018	156	156	0.1782	27.79	1274	10.7984%	Fecal		CFU/100 mL	200	283.2	86400	-	136,018.3
5439000	2/4/2020	156	156	0.1782	27.79	1274	10.7984%	Fecal		CFU/100 mL	200	283.2	86400	-	136,018.3
5439000	3/11/1993	155	155	0.1782	27.62	1288	10.9171%	Fecal		CFU/100 mL	200	283.2	86400	-	135,146.4
5439000	4/14/1993	155	155	0.1782	27.62	1288	10.9171%	Fecal		CFU/100 mL	200	283.2	86400	-	135,146.4
5439000	6/24/1993	155	155	0.1782	27.62	1288	10.9171%	Fecal		CFU/100 mL	200	283.2	86400	-	135,146.4
5439000	5/20/1996	155	155	0.1782	27.62	1288	10.9171%	Fecal		CFU/100 mL	200	283.2	86400	-	135,146.4
5439000	7/27/1996	155	155	0.1782	27.62	1288	10.9171%	Fecal		CFU/100 mL	200	283.2	86400	-	135,146.4
5439000	4/26/1998	155	155	0.1782	27.62	1288	10.9171%	Fecal		CFU/100 mL	200	283.2	86400	-	135,146.4
5439000	5/8/1999	155	155	0.1782	27.62	1288	10.9171%	Fecal		CFU/100 mL	200	283.2	86400	-	135,146.4
5439000	5/20/2003	155	155	0.1782	27.62	1288	10.9171%	Fecal		CFU/100 mL	200	283.2	86400	-	135,146.4
5439000	9/4/2007	155	155	0.1782	27.62	1288	10.9171%	Fecal		CFU/100 mL	200	283.2	86400	-	135,146.4
5439000	1/2/2016	155	155	0.1782	27.62	1288	10.9171%	Fecal		CFU/100 mL	200	283.2	86400	-	135,146.4
5439000	1/10/2016	155	155	0.1782	27.62	1288	10.9171%	Fecal		CFU/100 mL	200	283.2	86400	-	135,146.4
5439000	5/11/2016	155	155	0.1782	27.62	1288	10.9171%	Fecal		CFU/100 mL	200	283.2	86400	-	135,146.4
5439000	3/20/2020	155	155	0.1782	27.62	1288	10.9171%	Fecal		CFU/100 mL	200	283.2	86400	-	135,146.4
5439000	3/14/2021	155	155	0.1782	27.62	1288	10.9171%	Fecal		CFU/100 mL	200	283.2	86400	-	135,146.4
5439000	11/1/1994	154	154	0.1782	27.44	1302	11.0358%	Fecal		CFU/100 mL	200	283.2	86400	-	134,274.4
5439000	4/15/1995	154	154	0.1782	27.44	1302	11.0358%	Fecal		CFU/100 mL	200	283.2	86400	-	134,274.4
5439000	5/18/1999	154	154	0.1782	27.44	1302	11.0358%	Fecal		CFU/100 mL	200	283.2	86400	-	134,274.4
5439000	6/2/2001	154	154	0.1782	27.44	1302	11.0358%	Fecal		CFU/100 mL	200	283.2	86400	-	134,274.4
5439000	5/16/2003	154	154	0.1782	27.44	1302	11.0358%	Fecal		CFU/100 mL	200	283.2	86400	-	134,274.4
5439000	4/30/2011	154	154	0.1782	27.44	1302	11.0358%	Fecal		CFU/100 mL	200	283.2	86400	-	134,274.4
5439000	12/27/2015	154	154	0.1782	27.44	1302	11.0358%	Fecal		CFU/100 mL	200	283.2	86400	-	134,274.4
5439000	1/9/2019	154	154	0.1782	27.44	1302	11.0358%	Fecal		CFU/100 mL	200	283.2	86400	-	134,274.4
5439000	4/11/2021	154	154	0.1782	27.44	1302	11.0358%	Fecal		CFU/100 mL	200	283.2	86400	-	134,274.4
5439000	3/20/1990	153	153	0.1782	27.26	1311	11.1121%	Fecal		CFU/100 mL	200	283.2	86400	-	133,402.5
5439000	5/4/1990	153	153	0.1782	27.26	1311	11.1121%	Fecal		CFU/100 mL	200	283.2	86400	-	133,402.5
5439000	3/24/1991	153	153	0.1782	27.26	1311	11.1121%	Fecal		CFU/100 mL	200	283.2	86400	-	133,402.5
5439000	4/9/1991	153	153	0.1782	27.26	1311	11.1121%	Fecal		CFU/100 mL	200	283.2	86400	-	133,402.5
5439000	4/19/1991	153	153	0.1782	27.26	1311	11.1121%	Fecal		CFU/100 mL	200	283.2	86400	-	133,402.5
5439000	12/20/1992	153	153	0.1782	27.26	1311	11.1121%	Fecal		CFU/100 mL	200	283.2	86400	-	133,402.5
5439000	4/4/1998	153	153	0.1782	27.26	1311	11.1121%	Fecal		CFU/100 mL	200	283.2	86400	-	133,402.5
5439000	5/1/1999	153	153	0.1782	27.26	1311	11.1121%	Fecal		CFU/100 mL	200	283.2	86400	-	133,402.5
5439000	6/12/2002	153	153	0.1782	27.26	1311	11.1121%	Fecal		CFU/100 mL	200	283.2	86400	-	133,402.5
5439000	7/23/2007	153	153	0.1782	27.26	1311	11.1121%	Fecal		CFU/100 mL	200	283.2	86400	-	133,402.5
5439000	5/27/2008	153	153	0.1782	27.26	1311	11.1121%	Fecal		CFU/100 mL	200	283.2	86400	-	133,402.5
5439000	8/27/2009	153	153	0.1782	27.26	1311	11.1121%	Fecal		CFU/100 mL	200	283.2	86400	-	133,402.5
5439000	3/8/2011	153	153	0.1782	27.26	1311	11.1121%	Fecal		CFU/100 mL	200	283.2	86400	-	133,402.5
5439000	6/11/2014	153	153	0.1782	27.26	1311	11.1121%	Fecal		CFU/100 mL	200	283.2	86400	-	133,402.5
5439000	3/4/2021	153	153	0.1782	27.26	1311	11.1121%	Fecal		CFU/100 mL	200	283.2	86400	-	133,402.5
5439000	3/25/2022	153	153	0.1459	22.33	1700	14.4092%	Fecal		CFU/100 mL	200	283.2	86400	-	109,265.9
5439000	8/22/1990	152	152	0.1782	27.08	1326	11.2392%	Fecal		CFU/100 mL	200	283.2	86400	-	132,530.6
5439000	3/31/1991	152	152	0.1782	27.08	1326	11.2392%	Fecal		CFU/100 mL	200	283.2	86400	-	132,530.6
5439000	9/25/1993	152	152	0.1782	27.08	1326	11.2392%	Fecal		CFU/100 mL	200	283.2	86400	-	132,530.6
5439000	2/26/1994	152	152	0.1782	27.08	1326	11.2392%	Fecal		CFU/100 mL	200	283.2	86400	-	132,530.6
5439000	4/18/1995	152	152	0.1782	27.08	1326	11.2392%	Fecal		CFU/100 mL	200	283.2	86400	-	132,530.6
5439000	4/30/1995	152	152	0.1782	27.08	1326	11.2392%	Fecal		CFU/100 mL	200	283.2	86400	-	132,530.6
5439000	5/11/2004	152	152	0.1782	27.08	1326	11.2392%	Fecal		CFU/100 mL	200	283.2	86400	-	132,530.6
5439000	6/15/2004	152	152	0.1782	27.08	1326	11.2392%	Fecal		CFU/100 mL	200	283.2	86400	-	132,530.6
5439000	4/1/2007	152	152	0.1782	27.08	1326	11.2392%	Fecal		CFU/100 mL	200	283.2	86400	-	132,530.6
5439000	6/25/2014	152	152	0.1782	27.08	1326	11.2392%	Fecal		CFU/100 mL	200	283.2	86400	-	132,530.6
5439000	1/9/2016	152	152	0.1782	27.08	1326	11.2392%	Fecal		CFU/100 mL	200	283.2	86400	-	132,530.6
5439000	5/29/2016	152	152	0.1782	27.08	1326	11.2392%	Fecal		CFU/100 mL	200	283.2	86400	-	132,530.6
5439000	5/19/1991	151	151	0.1782	26.90	1338	11.3409%	Fecal		CFU/100 mL	200	283.2	86400	-	131,658.7
5439000	4/19/1995	151	151	0.1782	26.90	1338	11.3409%	Fecal		CFU/100 mL	200	283.2	86400	-	131,658.7
5439000	2/14/1998	151	151	0.1782	26.90	1338	11.3409%	Fecal		CFU/100 mL	200	283.2	86400	-	131,658.7
5439000	3/8/1998	151	151	0.1782	26.90	1338	11.3409%	Fecal		CFU/100 mL	200	283.2	86400	-	131,658.7
5439000	5/14/1998	151	151	0.1782	26.90	1338	11.3409%	Fecal		CFU/100 mL	200	283.2	86400	-	131,658.7
5439000	6/3/2000	151	151	0.1782	26.90	1338	11.3409%	Fecal		CFU/100 mL	200	283.2	86400	-	131,658.7
5439000	6/19/2000	151	151	0.1782	26.90	1338	11.3409%	Fecal		CFU/100 mL	200	283.2	86400	-	131,658.7
5439000	2/20/2002	151	151	0.1782	26.90	1338	11.3409%	Fecal		CFU/100 mL	200	283.2	86400	-	131,658.7
5439000	5/25/2011	151	151	0.1782	26.90	1338	11.3409%	Fecal		CFU/100 mL	200	283.2	86400	-	131,658.7
5439000	6/5/2011	151	151	0.1782	26.90	1338	11.3409%	Fecal		CFU/100 mL	200	283.2	86400	-	131,658.7
5439000	12/19/2015	151	151	0.1782	26.90	1338	11.3409%	Fecal		CFU/100 mL	200	283.2	86400	-	131,658.7
5439000	3/24/2016	151	151	0.1782	26.90	1338	11.3409%	Fecal		CFU/100 mL	200	283.2	86400	-	131,658.7
5439000	3/26/2016	151	151	0.1782	26.90	1338	11.3409%	Fecal		CFU/100 mL	200	283.2	86400	-	131,658.7
5439000	2/26/2019	151	151	0.1782	26.90	1338	11.3409%	Fecal		CFU/100 mL	200	283.2	86400	-	131,658.7
5439000	3/19/2019	151	151	0.1782	26.90	1338	11.3409%	Fecal		CFU/100 mL	200	283.2	86400	-	131,658.7
5439000	6/7/2019	151	151	0.1782	26.90	1338	11.3409%	Fecal		CFU/100 mL	200	283.2	86400	-	131,658.7
5439000	12/29/1990	150	150	0.1782	26.73	1354	11.4765%	Fecal		CFU/100 mL	200	283.2	86400	-	130,786.8
5439000	10/2/1993	150	150	0.1782	26.73	1354	11.4765%	Fecal		CFU/100 mL	200	283.2	86400	-	130,786.8
5439000	2/20/1997	150	150	0.1782	26.73	1354	11.4765%	Fecal		CFU/100 mL	200	283.2	86400	-	130,786.8
5439000	3/6/1997	150	150	0.1782	26.73	1354	11.4765%	Fecal		CFU/100 mL	200	283.2	86400	-	130,786.8
5439000	4/1/2004	150	150	0.1782	26.73	1354	11.4765%	Fecal		CFU/100 mL	200	283.2	86400	-	130,786.8
5439000	1/14/2005	150	150	0.1782	26.73	1354	11.4765%	Fecal		CFU/100 mL	200	283.2	86400	-	130,786.8
5439000	10/26/2008	150	150	0.1782	26.73	1354	11.4765%	Fecal		CFU/100 mL	200	283.2	86400	-	130,786.8
5439000	4/27/2015	150	150	0.1782	26.73	1354	11.4765%	Fecal		CFU/100 mL	200	283.2	86400	-	130,786.8
5439000	7/16/2020	150	150	0.1782	26.73	1354	11.4765%	Fecal		CFU/100 mL	200	283.2	86400	-	130,786.8
5439000	1/21/1993	149	149	0.1782	26.55	1363	11.5528%	Fecal		CFU/100 mL	200	283.2	86400	-	129,914.9
5439000	5/8/1993	149	149	0.1782	26.55	1363	11.5528%	Fecal		CFU/100 mL	200	283.2	86400	-	129,914.9
5439000	5/16/1995	149	149	0.1782	26.55	1363	11.5528%	Fecal		CFU/100 mL	200	283.2	86400	-	129,914.9
5439000	3/22/1998	149	149	0.1782	26.55	1363	11.5528%	Fecal		CFU/100 mL	200	283.2	86400	-	129,914.9
5439000	4/15/1998	149	149	0.1782	26.55	1363	11.5528%	Fecal		CFU/100 mL	200	283.2	86400	-	129,914.9
5439000	4/12/2001	149	149	0.1782	26.55	1363	11.5528%	Fecal		CFU/100 mL	200	283.2	86400	-	129,914.9
5439000	3/28/2004	149	149	0.1782	26.55	1363	11.5528%	Fecal		CFU/100 mL	200	283.2	86400	-	129,914.9
5439000	3/17/2007	149	149	0.1782	26.55	1363	11.5528%	Fecal		CFU/100 mL	200	283.2	86400	-	129,914.9
5439000	5/9/2009	149	149	0.1782	26.55	1363	11.5528%	Fecal		CFU/100 mL	200	283.2	86400	-	129,914.9
5439000	5/19/2009	149	149	0.1782	26.55	1363	11.5528%	Fecal		CFU/100 mL	200	283.2	86400	-	129,914.9
5439000	10/28/2009	149	149	0.1782	26.55	1363	11.5528%	Fecal		CFU/100 mL	200	283.2	86400	-	129,914.9
5439000	4/9/2010	149	149	0.1782	26.55	1363	11.5528%	Fecal		CFU/100 mL	200	283.2	86400	-	129,914.9

Gage ID	Date	Discharge (CFS)	Gage Discharge (less Surrogate NPDES) (CFS)	Watershed Area Ratio	Calculated flow (CFS)	Rank	Flow Exceedance %	Parameter	Results	Units (mg or micro_gram	Limit/Standard	100mL/CF	sec/day	Actual Load (million colonies/day)	Allowable Load (million colonies/day)
5439000	5/5/2016	149	149	0.1782	26.55	1363	11.5528%	Fecal		CFU/100 mL	200	283.2	86400	-	129,914.9
5439000	5/20/2016	149	149	0.1782	26.55	1363	11.5528%	Fecal		CFU/100 mL	200	283.2	86400	-	129,914.9
5439000	4/10/2017	149	149	0.1782	26.55	1363	11.5528%	Fecal		CFU/100 mL	200	283.2	86400	-	129,914.9
5439000	6/14/2018	149	149	0.1782	26.55	1363	11.5528%	Fecal		CFU/100 mL	200	283.2	86400	-	129,914.9
5439000	3/22/1990	148	148	0.1782	26.37	1379	11.6884%	Fecal		CFU/100 mL	200	283.2	86400	-	129,043.0
5439000	6/4/1991	148	148	0.1782	26.37	1379	11.6884%	Fecal		CFU/100 mL	200	283.2	86400	-	129,043.0
5439000	1/8/1993	148	148	0.1782	26.37	1379	11.6884%	Fecal		CFU/100 mL	200	283.2	86400	-	129,043.0
5439000	9/17/1993	148	148	0.1782	26.37	1379	11.6884%	Fecal		CFU/100 mL	200	283.2	86400	-	129,043.0
5439000	6/27/2000	148	148	0.1782	26.37	1379	11.6884%	Fecal		CFU/100 mL	200	283.2	86400	-	129,043.0
5439000	4/12/2002	148	148	0.1782	26.37	1379	11.6884%	Fecal		CFU/100 mL	200	283.2	86400	-	129,043.0
5439000	4/6/2009	148	148	0.1782	26.37	1379	11.6884%	Fecal		CFU/100 mL	200	283.2	86400	-	129,043.0
5439000	5/6/2009	148	148	0.1782	26.37	1379	11.6884%	Fecal		CFU/100 mL	200	283.2	86400	-	129,043.0
5439000	5/29/2009	148	148	0.1782	26.37	1379	11.6884%	Fecal		CFU/100 mL	200	283.2	86400	-	129,043.0
5439000	3/7/2010	148	148	0.1782	26.37	1379	11.6884%	Fecal		CFU/100 mL	200	283.2	86400	-	129,043.0
5439000	5/19/2011	148	148	0.1782	26.37	1379	11.6884%	Fecal		CFU/100 mL	200	283.2	86400	-	129,043.0
5439000	5/7/2017	148	148	0.1782	26.37	1379	11.6884%	Fecal		CFU/100 mL	200	283.2	86400	-	129,043.0
5439000	3/3/1990	147	147	0.1782	26.19	1391	11.7901%	Fecal		CFU/100 mL	200	283.2	86400	-	128,171.1
5439000	2/25/1992	147	147	0.1782	26.19	1391	11.7901%	Fecal		CFU/100 mL	200	283.2	86400	-	128,171.1
5439000	5/1/1993	147	147	0.1782	26.19	1391	11.7901%	Fecal		CFU/100 mL	200	283.2	86400	-	128,171.1
5439000	8/31/1993	147	147	0.1782	26.19	1391	11.7901%	Fecal		CFU/100 mL	200	283.2	86400	-	128,171.1
5439000	10/24/2001	147	147	0.1782	26.19	1391	11.7901%	Fecal		CFU/100 mL	200	283.2	86400	-	128,171.1
5439000	5/21/2002	147	147	0.1782	26.19	1391	11.7901%	Fecal		CFU/100 mL	200	283.2	86400	-	128,171.1
5439000	6/16/2009	147	147	0.1782	26.19	1391	11.7901%	Fecal		CFU/100 mL	200	283.2	86400	-	128,171.1
5439000	3/22/2010	147	147	0.1782	26.19	1391	11.7901%	Fecal		CFU/100 mL	200	283.2	86400	-	128,171.1
5439000	10/13/2019	147	147	0.1782	26.19	1391	11.7901%	Fecal		CFU/100 mL	200	283.2	86400	-	128,171.1
5439000	11/2/1992	146	146	0.1782	26.01	1400	11.8664%	Fecal		CFU/100 mL	200	283.2	86400	-	127,299.2
5439000	3/14/1994	146	146	0.1782	26.01	1400	11.8664%	Fecal		CFU/100 mL	200	283.2	86400	-	127,299.2
5439000	6/13/1996	146	146	0.1782	26.01	1400	11.8664%	Fecal		CFU/100 mL	200	283.2	86400	-	127,299.2
5439000	4/13/1998	146	146	0.1782	26.01	1400	11.8664%	Fecal		CFU/100 mL	200	283.2	86400	-	127,299.2
5439000	5/11/2002	146	146	0.1782	26.01	1400	11.8664%	Fecal		CFU/100 mL	200	283.2	86400	-	127,299.2
5439000	12/23/2008	146	146	0.1782	26.01	1400	11.8664%	Fecal		CFU/100 mL	200	283.2	86400	-	127,299.2
5439000	4/25/2009	146	146	0.1782	26.01	1400	11.8664%	Fecal		CFU/100 mL	200	283.2	86400	-	127,299.2
5439000	3/18/2013	146	146	0.1782	26.01	1400	11.8664%	Fecal		CFU/100 mL	200	283.2	86400	-	127,299.2
5439000	5/23/2018	146	146	0.1782	26.01	1400	11.8664%	Fecal		CFU/100 mL	200	283.2	86400	-	127,299.2
5439000	6/21/2018	146	146	0.1782	26.01	1400	11.8664%	Fecal		CFU/100 mL	200	283.2	86400	-	127,299.2
5439000	2/4/2019	146	146	0.1782	26.01	1400	11.8664%	Fecal		CFU/100 mL	200	283.2	86400	-	127,299.2
5439000	3/16/2021	146	146	0.1782	26.01	1400	11.8664%	Fecal		CFU/100 mL	200	283.2	86400	-	127,299.2
5439000	3/21/1990	145	145	0.1782	25.83	1412	11.9681%	Fecal		CFU/100 mL	200	283.2	86400	-	126,427.2
5439000	7/1/1990	145	145	0.1782	25.83	1412	11.9681%	Fecal		CFU/100 mL	200	283.2	86400	-	126,427.2
5439000	4/26/1993	145	145	0.1782	25.83	1412	11.9681%	Fecal		CFU/100 mL	200	283.2	86400	-	126,427.2
5439000	5/19/1997	145	145	0.1782	25.83	1412	11.9681%	Fecal		CFU/100 mL	200	283.2	86400	-	126,427.2
5439000	12/8/1998	145	145	0.1782	25.83	1412	11.9681%	Fecal		CFU/100 mL	200	283.2	86400	-	126,427.2
5439000	4/19/1999	145	145	0.1782	25.83	1412	11.9681%	Fecal		CFU/100 mL	200	283.2	86400	-	126,427.2
5439000	12/21/2006	145	145	0.1782	25.83	1412	11.9681%	Fecal		CFU/100 mL	200	283.2	86400	-	126,427.2
5439000	4/13/2007	145	145	0.1782	25.83	1412	11.9681%	Fecal		CFU/100 mL	200	283.2	86400	-	126,427.2
5439000	1/13/2008	145	145	0.1782	25.83	1412	11.9681%	Fecal		CFU/100 mL	200	283.2	86400	-	126,427.2
5439000	3/19/2010	145	145	0.1782	25.83	1412	11.9681%	Fecal		CFU/100 mL	200	283.2	86400	-	126,427.2
5439000	5/28/2015	145	145	0.1782	25.83	1412	11.9681%	Fecal		CFU/100 mL	200	283.2	86400	-	126,427.2
5439000	3/16/2016	145	145	0.1782	25.83	1412	11.9681%	Fecal		CFU/100 mL	200	283.2	86400	-	126,427.2
5439000	8/30/2016	145	145	0.1782	25.83	1412	11.9681%	Fecal		CFU/100 mL	200	283.2	86400	-	126,427.2
5439000	4/16/2019	145	145	0.1782	25.83	1412	11.9681%	Fecal		CFU/100 mL	200	283.2	86400	-	126,427.2
5439000	5/15/2019	145	145	0.1782	25.83	1412	11.9681%	Fecal		CFU/100 mL	200	283.2	86400	-	126,427.2
5439000	9/19/2019	145	145	0.1782	25.83	1412	11.9681%	Fecal		CFU/100 mL	200	283.2	86400	-	126,427.2
5439000	3/25/2021	145	145	0.1782	25.83	1412	11.9681%	Fecal		CFU/100 mL	200	283.2	86400	-	126,427.2
5439000	6/11/1999	144	144	0.1782	25.66	1429	12.1122%	Fecal		CFU/100 mL	200	283.2	86400	-	125,555.3
5439000	7/12/2000	144	144	0.1782	25.66	1429	12.1122%	Fecal		CFU/100 mL	200	283.2	86400	-	125,555.3
5439000	3/2/2001	144	144	0.1782	25.66	1429	12.1122%	Fecal		CFU/100 mL	200	283.2	86400	-	125,555.3
5439000	7/12/2007	144	144	0.1782	25.66	1429	12.1122%	Fecal		CFU/100 mL	200	283.2	86400	-	125,555.3
5439000	4/4/2008	144	144	0.1782	25.66	1429	12.1122%	Fecal		CFU/100 mL	200	283.2	86400	-	125,555.3
5439000	1/4/2009	144	144	0.1782	25.66	1429	12.1122%	Fecal		CFU/100 mL	200	283.2	86400	-	125,555.3
5439000	5/5/2009	144	144	0.1782	25.66	1429	12.1122%	Fecal		CFU/100 mL	200	283.2	86400	-	125,555.3
5439000	11/12/2011	144	144	0.1782	25.66	1429	12.1122%	Fecal		CFU/100 mL	200	283.2	86400	-	125,555.3
5439000	4/29/2013	144	144	0.1782	25.66	1429	12.1122%	Fecal		CFU/100 mL	200	283.2	86400	-	125,555.3
5439000	6/27/2015	144	144	0.1782	25.66	1429	12.1122%	Fecal		CFU/100 mL	200	283.2	86400	-	125,555.3
5439000	1/3/2019	144	144	0.1782	25.66	1429	12.1122%	Fecal		CFU/100 mL	200	283.2	86400	-	125,555.3
5439000	5/21/1990	143	143	0.1782	25.48	1440	12.2055%	Fecal		CFU/100 mL	200	283.2	86400	-	124,683.4
5439000	3/9/1992	143	143	0.1782	25.48	1440	12.2055%	Fecal		CFU/100 mL	200	283.2	86400	-	124,683.4
5439000	2/1/1993	143	143	0.1782	25.48	1440	12.2055%	Fecal		CFU/100 mL	200	283.2	86400	-	124,683.4
5439000	5/22/1996	143	143	0.1782	25.48	1440	12.2055%	Fecal		CFU/100 mL	200	283.2	86400	-	124,683.4
5439000	2/5/1999	143	143	0.1782	25.48	1440	12.2055%	Fecal		CFU/100 mL	200	283.2	86400	-	124,683.4
5439000	3/26/2004	143	143	0.1782	25.48	1440	12.2055%	Fecal		CFU/100 mL	200	283.2	86400	-	124,683.4
5439000	12/11/2008	143	143	0.1782	25.48	1440	12.2055%	Fecal		CFU/100 mL	200	283.2	86400	-	124,683.4
5439000	5/15/2017	143	143	0.1782	25.48	1440	12.2055%	Fecal		CFU/100 mL	200	283.2	86400	-	124,683.4
5439000	5/3/2020	143	143	0.1782	25.48	1440	12.2055%	Fecal		CFU/100 mL	200	283.2	86400	-	124,683.4
5439000	12/4/1990	142	142	0.1782	25.30	1449	12.2817%	Fecal		CFU/100 mL	200	283.2	86400	-	123,811.5
5439000	12/18/1990	142	142	0.1782	25.30	1449	12.2817%	Fecal		CFU/100 mL	200	283.2	86400	-	123,811.5
5439000	7/24/1993	142	142	0.1782	25.30	1449	12.2817%	Fecal		CFU/100 mL	200	283.2	86400	-	123,811.5
5439000	11/14/1994	142	142	0.1782	25.30	1449	12.2817%	Fecal		CFU/100 mL	200	283.2	86400	-	123,811.5
5439000	6/18/1999	142	142	0.1782	25.30	1449	12.2817%	Fecal		CFU/100 mL	200	283.2	86400	-	123,811.5
5439000	5/10/2000	142	142	0.1782	25.30	1449	12.2817%	Fecal		CFU/100 mL	200	283.2	86400	-	123,811.5
5439000	6/20/2000	142	142	0.1782	25.30	1449	12.2817%	Fecal		CFU/100 mL	200	283.2	86400	-	123,811.5
5439000	1/31/2001	142	142	0.1782	25.30	1449	12.2817%	Fecal		CFU/100 mL	200	283.2	86400	-	123,811.5
5439000	3/19/2009	142	142	0.1782	25.30	1449	12.2817%	Fecal		CFU/100 mL	200	283.2	86400	-	123,811.5
5439000	6/12/2009	142	142	0.1782	25.30	1449	12.2817%	Fecal		CFU/100 mL	200	283.2	86400	-	123,811.5
5439000	6/24/2016	142	142	0.1782	25.30	1449	12.2817%	Fecal		CFU/100 mL	200	283.2	86400	-	123,811.5
5439000	6/20/2018	142	142	0.1782	25.30	1449	12.2817%	Fecal		CFU/100 mL	200	283.2	86400	-	123,811.5
5439000	1/7/2019	142	142	0.1782	25.30	1449	12.2817%	Fecal		CFU/100 mL	200	283.2	86400	-	123,811.5
5439000	1/13/2020	142	142	0.1782	25.30	1449	12.2817%	Fecal		CFU/100 mL	200	283.2	86400	-	123,811.5
5439000	2/19/2022	142	142	0.1782	25.30	1449	12.2817%	Fecal		CFU/100 mL	200	283.2	86400	-	123,811.5
5439000	4/9/2022	142	142	0.1459	20.72	1849	15.6721%	Fecal		CFU/100 mL	200	283.2	86400	-	101,410.2
5439000	11/28/1994	141	141	0.1782	25.12	1464	12.4089%	Fecal		CFU/100 mL	200	283.2	86400	-	122,939.6
5439000	6/27/1996	141	141	0.1782	25.12	1464	12.4089%	Fecal		CFU/100 mL	200	283.2	86400	-	122,939.6
5439000	4/28/1998	141	141	0.1782	25.12	1464	12.4089%	Fecal		CFU/100 mL	200	283.2	86400	-	122,939.6
5439000	3/3/2001	141	141	0.1782	25.12	1464	12.4089%	Fecal		CFU/100 mL	200	283.2	86400	-	122,939.6
5439000	6/8/2004	141	141	0.1782	25.12	1464	12.4089%	Fecal		CFU/100 mL	200	283.2	86400	-	122,939.6
5439000	4/2/2007	141	141	0.1782	25.12	1464	12.4089%	Fecal		CFU/100 mL	200	283.2	86400	-	122,939.6
5439000	3/7/2009	141	141	0.1782	25.12	1464	12.4089%	Fecal		CFU/100 mL	200	283.2	86400	-	122,939.6
5439000	5/14/2015	141	141	0.1782	25.12	1464	12.4089%	Fecal		CFU/100 mL	200	283.2	86400	-	122,939.6
5439000	1/26/2017	141	141	0.1782	25.12	1464	12.4089%	Fecal		CFU/100 mL	200	283.2	86400	-	122,939.6
5439000	7/25/2017	141	141	0.1782	25.12	1464	12.4089%	Fecal		CFU/100 mL	200	283.2	86400	-	122,939.6
5439000	5/25/2020	141	141	0.1782	25.12	1464	12.4089%	Fecal		CFU/100 mL	200	283.2	86400	-	122,939.6
5439000	4/14/2022	141	141	0.1459	20.58	1866	15.8162%	Fecal		CFU/100 mL	200	283.2	86400	-	100,696.0
5439000	7/28/1993	140	140	0.1782	24.94	1475	12.5021%	Fecal		CFU/100 mL	200	283.2	86400	-	122,067.7
5439000	3/9/1994	140	140	0.1782	24.94	1475	12.5021%	Fecal		CFU/100 mL	200	283.2	86400	-	122,067.7
5439000	3/24/1994	140	140	0.1782	24.94	1475	12.5021%	Fecal		CFU/100 mL	200	283.2	86400	-	122,067.7
5439000	3/4/2001	140	140	0.1782	24.94	1475	12.5021%	Fecal		CFU/100 mL	200	283.2	86400	-	122,067.7
5439000	6/3/2007	140	140	0.1782	24.94	1475	12.5021%	Fecal		CFU/100 mL	200	283.2	86400	-	122,067.7
5439000	6/22/2009	140	140	0.1782	24.94	1475	12.5021%	Fecal		CFU/100 mL	200	283.2	86400	-	122,067.7
5439000	3/23/2014	140	140	0.1782	24.94	1475	12.5021%	Fecal		CFU/100 mL	200	283.2	86400	-	122,067.7
5439000	7/21/2017	140	140	0.1782	24.94	1475	12.5021%	Fecal		CFU/100 mL	200	283.2	86400	-	122,067.7
5439000	3/21/2021	140	140	0.1782	24.94	1475	12.5021%	Fecal		CFU/100 mL	200	283.2	86400	-	122,067.7
5439000	12/12/1991	139	139	0.1782	24.77	1484	12.5784%	Fecal		CFU/100 mL	200	283.2	86400	-	121,195.8
5439000	2/19/1992	139	139	0.1782	24.77	1484	12.5784%	Fecal		CFU/100 mL	200	283.2	86400	-	121,195.8
5439000	3/19/1999	139	139	0.1782	24.77	1484	12.5784%	Fecal		CFU/100 mL	200	283.2	86400	-	121,195.8
5439000	2/17/2001	139	139	0.1782	24.77	1484	12.5784%	Fecal		CFU/100 mL	200	283.2	86400	-	121,195.8
5439000	9/5/2007	139	139	0.1782	24.77	1484	12.5784%	Fecal		CFU/100 mL	200	283.2	86400	-	121,195.8
5439000	5/31/2008	139	139	0.1782	24.77	1484	12.5784%	Fecal		CFU/100 mL	200	283.2	86400	-	121,195.8
5439000	6/26/2010	139	139	0.1782	24.77	1484	12.5784%	Fecal		CFU/100 mL	200	283.2	86400	-	121,195.8
5439000	1/3/2011	139	139	0.1782	24.77	1484	12.5784%	Fecal		CFU/100 mL	200	283.2	86400	-	121,195.8
5439000	3/4/2011	139	139	0.1782	24.77	1484	12.5784%	Fecal		CFU/100 mL	200	283.2	86400	-	121,195.8
5439000	7/7/2014	139	139	0.1782	24.77	1484	12.5784%	Fecal		CFU/100 mL	200	283.2	86400	-	121,195.8
5439000	5/26/2015	139	139	0.1782	24.77	1484	12.5784%	Fecal		CFU/100 mL	200	283.2	86400	-	121,195.8
5439000	12/5/2015	139	139	0.1782	24.77	1484	12.5784%	Fecal		CFU/100 mL	200	283.2	86400	-	121,195.8
5439000	1/11/2016	139	139	0.1782	24.77	1484	12.5784%	Fecal		CFU/100 mL	200	283.2	86400	-	121,195.8
5439000	4/19/2017	139	139	0.1782	24.77	1484	12.5784%	Fecal		CFU/100 mL	200	283.2	86400	-	121,195.8

Gage ID	Date	Discharge (CFS)	Gage Discharge (less Surrogate NPDES) (CFS)	Watershed Area Ratio	Calculated flow (CFS)	Rank	Flow Exceedance %	Parameter	Results	Units (mg or micro_gram	Limit/Standard	100mL/CF	sec/day	Actual Load (million colonies/day)	Allowable Load (million colonies/day)
5439000	8/4/1990	138	138	0.1782	24.59	1498	12.6971%	Fecal		CFU/100 mL	200	283.2	86400	-	120,323.9
5439000	4/17/1992	138	138	0.1782	24.59	1498	12.6971%	Fecal		CFU/100 mL	200	283.2	86400	-	120,323.9
5439000	5/8/1995	138	138	0.1782	24.59	1498	12.6971%	Fecal		CFU/100 mL	200	283.2	86400	-	120,323.9
5439000	1/9/1998	138	138	0.1782	24.59	1498	12.6971%	Fecal		CFU/100 mL	200	283.2	86400	-	120,323.9
5439000	5/15/1998	138	138	0.1782	24.59	1498	12.6971%	Fecal		CFU/100 mL	200	283.2	86400	-	120,323.9
5439000	10/20/1998	138	138	0.1782	24.59	1498	12.6971%	Fecal		CFU/100 mL	200	283.2	86400	-	120,323.9
5439000	2/1/2001	138	138	0.1782	24.59	1498	12.6971%	Fecal		CFU/100 mL	200	283.2	86400	-	120,323.9
5439000	3/8/2004	138	138	0.1782	24.59	1498	12.6971%	Fecal		CFU/100 mL	200	283.2	86400	-	120,323.9
5439000	12/16/2006	138	138	0.1782	24.59	1498	12.6971%	Fecal		CFU/100 mL	200	283.2	86400	-	120,323.9
5439000	3/29/2007	138	138	0.1782	24.59	1498	12.6971%	Fecal		CFU/100 mL	200	283.2	86400	-	120,323.9
5439000	4/3/2007	138	138	0.1782	24.59	1498	12.6971%	Fecal		CFU/100 mL	200	283.2	86400	-	120,323.9
5439000	3/16/2008	138	138	0.1782	24.59	1498	12.6971%	Fecal		CFU/100 mL	200	283.2	86400	-	120,323.9
5439000	5/15/2008	138	138	0.1782	24.59	1498	12.6971%	Fecal		CFU/100 mL	200	283.2	86400	-	120,323.9
5439000	4/19/2009	138	138	0.1782	24.59	1498	12.6971%	Fecal		CFU/100 mL	200	283.2	86400	-	120,323.9
5439000	11/5/2009	138	138	0.1782	24.59	1498	12.6971%	Fecal		CFU/100 mL	200	283.2	86400	-	120,323.9
5439000	12/19/2011	138	138	0.1782	24.59	1498	12.6971%	Fecal		CFU/100 mL	200	283.2	86400	-	120,323.9
5439000	5/16/2015	138	138	0.1782	24.59	1498	12.6971%	Fecal		CFU/100 mL	200	283.2	86400	-	120,323.9
5439000	11/30/2016	138	138	0.1782	24.59	1498	12.6971%	Fecal		CFU/100 mL	200	283.2	86400	-	120,323.9
5439000	1/24/2017	138	138	0.1782	24.59	1498	12.6971%	Fecal		CFU/100 mL	200	283.2	86400	-	120,323.9
5439000	1/25/2017	138	138	0.1782	24.59	1498	12.6971%	Fecal		CFU/100 mL	200	283.2	86400	-	120,323.9
5439000	10/10/2019	138	138	0.1782	24.59	1498	12.6971%	Fecal		CFU/100 mL	200	283.2	86400	-	120,323.9
5439000	11/6/2019	138	138	0.1782	24.59	1498	12.6971%	Fecal		CFU/100 mL	200	283.2	86400	-	120,323.9
5439000	9/10/1992	137	137	0.1782	24.41	1520	12.8835%	Fecal		CFU/100 mL	200	283.2	86400	-	119,451.9
5439000	12/1/1992	137	137	0.1782	24.41	1520	12.8835%	Fecal		CFU/100 mL	200	283.2	86400	-	119,451.9
5439000	5/1/2007	137	137	0.1782	24.41	1520	12.8835%	Fecal		CFU/100 mL	200	283.2	86400	-	119,451.9
5439000	9/24/2008	137	137	0.1782	24.41	1520	12.8835%	Fecal		CFU/100 mL	200	283.2	86400	-	119,451.9
5439000	1/1/2010	137	137	0.1782	24.41	1520	12.8835%	Fecal		CFU/100 mL	200	283.2	86400	-	119,451.9
5439000	1/28/2010	137	137	0.1782	24.41	1520	12.8835%	Fecal		CFU/100 mL	200	283.2	86400	-	119,451.9
5439000	7/6/2016	137	137	0.1782	24.41	1520	12.8835%	Fecal		CFU/100 mL	200	283.2	86400	-	119,451.9
5439000	3/2/2017	137	137	0.1782	24.41	1520	12.8835%	Fecal		CFU/100 mL	200	283.2	86400	-	119,451.9
5439000	5/28/2017	137	137	0.1782	24.41	1520	12.8835%	Fecal		CFU/100 mL	200	283.2	86400	-	119,451.9
5439000	3/20/2019	137	137	0.1782	24.41	1520	12.8835%	Fecal		CFU/100 mL	200	283.2	86400	-	119,451.9
5439000	11/13/1994	136	136	0.1782	24.23	1530	12.9683%	Fecal		CFU/100 mL	200	283.2	86400	-	118,580.0
5439000	6/7/1995	136	136	0.1782	24.23	1530	12.9683%	Fecal		CFU/100 mL	200	283.2	86400	-	118,580.0
5439000	11/10/1995	136	136	0.1782	24.23	1530	12.9683%	Fecal		CFU/100 mL	200	283.2	86400	-	118,580.0
5439000	8/12/1996	136	136	0.1782	24.23	1530	12.9683%	Fecal		CFU/100 mL	200	283.2	86400	-	118,580.0
5439000	5/22/2002	136	136	0.1782	24.23	1530	12.9683%	Fecal		CFU/100 mL	200	283.2	86400	-	118,580.0
5439000	7/18/2007	136	136	0.1782	24.23	1530	12.9683%	Fecal		CFU/100 mL	200	283.2	86400	-	118,580.0
5439000	5/1/2011	136	136	0.1782	24.23	1530	12.9683%	Fecal		CFU/100 mL	200	283.2	86400	-	118,580.0
5439000	3/15/2021	136	136	0.1782	24.23	1530	12.9683%	Fecal		CFU/100 mL	200	283.2	86400	-	118,580.0
5439000	11/16/1992	135	135	0.1782	24.05	1538	13.0361%	Fecal		CFU/100 mL	200	283.2	86400	-	117,708.1
5439000	7/3/1993	135	135	0.1782	24.05	1538	13.0361%	Fecal		CFU/100 mL	200	283.2	86400	-	117,708.1
5439000	4/21/1999	135	135	0.1782	24.05	1538	13.0361%	Fecal		CFU/100 mL	200	283.2	86400	-	117,708.1
5439000	2/18/2001	135	135	0.1782	24.05	1538	13.0361%	Fecal		CFU/100 mL	200	283.2	86400	-	117,708.1
5439000	3/24/2001	135	135	0.1782	24.05	1538	13.0361%	Fecal		CFU/100 mL	200	283.2	86400	-	117,708.1
5439000	6/13/2002	135	135	0.1782	24.05	1538	13.0361%	Fecal		CFU/100 mL	200	283.2	86400	-	117,708.1
5439000	3/18/2007	135	135	0.1782	24.05	1538	13.0361%	Fecal		CFU/100 mL	200	283.2	86400	-	117,708.1
5439000	12/25/2008	135	135	0.1782	24.05	1538	13.0361%	Fecal		CFU/100 mL	200	283.2	86400	-	117,708.1
5439000	4/7/2009	135	135	0.1782	24.05	1538	13.0361%	Fecal		CFU/100 mL	200	283.2	86400	-	117,708.1
5439000	6/20/2009	135	135	0.1782	24.05	1538	13.0361%	Fecal		CFU/100 mL	200	283.2	86400	-	117,708.1
5439000	11/26/2009	135	135	0.1782	24.05	1538	13.0361%	Fecal		CFU/100 mL	200	283.2	86400	-	117,708.1
5439000	11/27/2009	135	135	0.1782	24.05	1538	13.0361%	Fecal		CFU/100 mL	200	283.2	86400	-	117,708.1
5439000	3/2/2012	135	135	0.1782	24.05	1538	13.0361%	Fecal		CFU/100 mL	200	283.2	86400	-	117,708.1
5439000	6/30/2018	135	135	0.1782	24.05	1538	13.0361%	Fecal		CFU/100 mL	200	283.2	86400	-	117,708.1
5439000	2/9/1990	134	134	0.1782	23.87	1552	13.1548%	Fecal		CFU/100 mL	200	283.2	86400	-	116,836.2
5439000	7/21/1990	134	134	0.1782	23.87	1552	13.1548%	Fecal		CFU/100 mL	200	283.2	86400	-	116,836.2
5439000	4/11/1991	134	134	0.1782	23.87	1552	13.1548%	Fecal		CFU/100 mL	200	283.2	86400	-	116,836.2
5439000	5/6/1991	134	134	0.1782	23.87	1552	13.1548%	Fecal		CFU/100 mL	200	283.2	86400	-	116,836.2
5439000	12/2/1991	134	134	0.1782	23.87	1552	13.1548%	Fecal		CFU/100 mL	200	283.2	86400	-	116,836.2
5439000	5/9/1993	134	134	0.1782	23.87	1552	13.1548%	Fecal		CFU/100 mL	200	283.2	86400	-	116,836.2
5439000	6/25/1993	134	134	0.1782	23.87	1552	13.1548%	Fecal		CFU/100 mL	200	283.2	86400	-	116,836.2
5439000	12/28/1994	134	134	0.1782	23.87	1552	13.1548%	Fecal		CFU/100 mL	200	283.2	86400	-	116,836.2
5439000	8/2/1996	134	134	0.1782	23.87	1552	13.1548%	Fecal		CFU/100 mL	200	283.2	86400	-	116,836.2
5439000	5/2/1999	134	134	0.1782	23.87	1552	13.1548%	Fecal		CFU/100 mL	200	283.2	86400	-	116,836.2
5439000	3/12/2002	134	134	0.1782	23.87	1552	13.1548%	Fecal		CFU/100 mL	200	283.2	86400	-	116,836.2
5439000	4/12/2007	134	134	0.1782	23.87	1552	13.1548%	Fecal		CFU/100 mL	200	283.2	86400	-	116,836.2
5439000	5/19/2010	134	134	0.1782	23.87	1552	13.1548%	Fecal		CFU/100 mL	200	283.2	86400	-	116,836.2
5439000	2/23/2011	134	134	0.1782	23.87	1552	13.1548%	Fecal		CFU/100 mL	200	283.2	86400	-	116,836.2
5439000	7/4/2013	134	134	0.1782	23.87	1552	13.1548%	Fecal		CFU/100 mL	200	283.2	86400	-	116,836.2
5439000	5/18/2015	134	134	0.1782	23.87	1552	13.1548%	Fecal		CFU/100 mL	200	283.2	86400	-	116,836.2
5439000	3/17/2016	134	134	0.1782	23.87	1552	13.1548%	Fecal		CFU/100 mL	200	283.2	86400	-	116,836.2
5439000	3/31/2016	134	134	0.1782	23.87	1552	13.1548%	Fecal		CFU/100 mL	200	283.2	86400	-	116,836.2
5439000	6/1/2016	134	134	0.1782	23.87	1552	13.1548%	Fecal		CFU/100 mL	200	283.2	86400	-	116,836.2
5439000	1/19/2017	134	134	0.1782	23.87	1552	13.1548%	Fecal		CFU/100 mL	200	283.2	86400	-	116,836.2
5439000	4/4/2020	134	134	0.1782	23.87	1552	13.1548%	Fecal		CFU/100 mL	200	283.2	86400	-	116,836.2
5439000	5/17/1990	133	133	0.1782	23.70	1573	13.3328%	Fecal		CFU/100 mL	200	283.2	86400	-	115,964.3
5439000	12/14/1991	133	133	0.1782	23.70	1573	13.3328%	Fecal		CFU/100 mL	200	283.2	86400	-	115,964.3
5439000	3/10/1992	133	133	0.1782	23.70	1573	13.3328%	Fecal		CFU/100 mL	200	283.2	86400	-	115,964.3
5439000	4/27/1993	133	133	0.1782	23.70	1573	13.3328%	Fecal		CFU/100 mL	200	283.2	86400	-	115,964.3
5439000	4/29/1998	133	133	0.1782	23.70	1573	13.3328%	Fecal		CFU/100 mL	200	283.2	86400	-	115,964.3
5439000	6/8/2001	133	133	0.1782	23.70	1573	13.3328%	Fecal		CFU/100 mL	200	283.2	86400	-	115,964.3
5439000	12/25/2006	133	133	0.1782	23.70	1573	13.3328%	Fecal		CFU/100 mL	200	283.2	86400	-	115,964.3
5439000	4/14/2007	133	133	0.1782	23.70	1573	13.3328%	Fecal		CFU/100 mL	200	283.2	86400	-	115,964.3
5439000	4/13/2013	133	133	0.1782	23.70	1573	13.3328%	Fecal		CFU/100 mL	200	283.2	86400	-	115,964.3
5439000	1/22/2018	133	133	0.1782	23.70	1573	13.3328%	Fecal		CFU/100 mL	200	283.2	86400	-	115,964.3
5439000	3/21/2019	133	133	0.1782	23.70	1573	13.3328%	Fecal		CFU/100 mL	200	283.2	86400	-	115,964.3
5439000	1/1/2020	133	133	0.1782	23.70	1573	13.3328%	Fecal		CFU/100 mL	200	283.2	86400	-	115,964.3
5439000	2/7/1991	132	132	0.1782	23.52	1585	13.4345%	Fecal		CFU/100 mL	200	283.2	86400	-	115,092.4
5439000	4/5/1998	132	132	0.1782	23.52	1585	13.4345%	Fecal		CFU/100 mL	200	283.2	86400	-	115,092.4
5439000	10/25/2001	132	132	0.1782	23.52	1585	13.4345%	Fecal		CFU/100 mL	200	283.2	86400	-	115,092.4
5439000	5/23/2002	132	132	0.1782	23.52	1585	13.4345%	Fecal		CFU/100 mL	200	283.2	86400	-	115,092.4
5439000	6/16/2004	132	132	0.1782	23.52	1585	13.4345%	Fecal		CFU/100 mL	200	283.2	86400	-	115,092.4
5439000	3/31/2007	132	132	0.1782	23.52	1585	13.4345%	Fecal		CFU/100 mL	200	283.2	86400	-	115,092.4
5439000	8/3/2010	132	132	0.1782	23.52	1585	13.4345%	Fecal		CFU/100 mL	200	283.2	86400	-	115,092.4
5439000	6/17/2011	132	132	0.1782	23.52	1585	13.4345%	Fecal		CFU/100 mL	200	283.2	86400	-	115,092.4
5439000	12/4/2011	132	132	0.1782	23.52	1585	13.4345%	Fecal		CFU/100 mL	200	283.2	86400	-	115,092.4
5439000	5/25/2015	132	132	0.1782	23.52	1585	13.4345%	Fecal		CFU/100 mL	200	283.2	86400	-	115,092.4
5439000	7/20/2017	132	132	0.1782	23.52	1585	13.4345%	Fecal		CFU/100 mL	200	283.2	86400	-	115,092.4
5439000	10/24/2017	132	132	0.1782	23.52	1585	13.4345%	Fecal		CFU/100 mL	200	283.2	86400	-	115,092.4
5439000	10/22/2019	132	132	0.1782	23.52	1585	13.4345%	Fecal		CFU/100 mL	200	283.2	86400	-	115,092.4
5439000	3/17/2021	132	132	0.1782	23.52	1585	13.4345%	Fecal		CFU/100 mL	200	283.2	86400	-	115,092.4
5439000	3/24/2021	132	132	0.1782	23.52	1585	13.4345%	Fecal		CFU/100 mL	200	283.2	86400	-	115,092.4
5439000	5/7/1990	131	131	0.1782	23.34	1600	13.5616%	Fecal		CFU/100 mL	200	283.2	86400	-	114,220.5
5439000	8/30/1993	131	131	0.1782	23.34	1600	13.5616%	Fecal		CFU/100 mL	200	283.2	86400	-	114,220.5
5439000	6/16/1998	131	131	0.1782	23.34	1600	13.5616%	Fecal		CFU/100 mL	200	283.2	86400	-	114,220.5
5439000	11/10/2000	131	131	0.1782	23.34	1600	13.5616%	Fecal		CFU/100 mL	200	283.2	86400	-	114,220.5
5439000	5/17/2003	131	131	0.1782	23.34	1600	13.5616%	Fecal		CFU/100 mL	200	283.2	86400	-	114,220.5
5439000	3/2/2009	131	131	0.1782	23.34	1600	13.5616%	Fecal		CFU/100 mL	200	283.2	86400	-	114,220.5
5439000	3/13/2011	131	131	0.1782	23.34	1600	13.5616%	Fecal		CFU/100 mL	200	283.2	86400	-	114,220.5
5439000	1/30/2013	131	131	0.1782	23.34	1600	13.5616%	Fecal		CFU/100 mL	200	283.2	86400	-	114,220.5
5439000	6/8/2019	131	131	0.1782	23.34	1600	13.5616%	Fecal		CFU/100 mL	200	283.2	86400	-	114,220.5
5439000	10/26/2019	131	131	0.1782	23.34	1600	13.5616%	Fecal		CFU/100 mL	200	283.2	86400	-	114,220.5
5439000	3/25/1991	130	130	0.1782	23.16	1610	13.6464%	Fecal		CFU/100 mL	200	283.2	86400	-	113,348.6
5439000	1/5/1995	130	130	0.1782	23.16	1610	13.6464%	Fecal		CFU/100 mL	200	283.2	86400	-	113,348.6
5439000	2/20/1995	130	130	0.1782	23.16	1610	13.6464%	Fecal		CFU/100 mL	200	283.2	86400	-	113,348.6
5439000	6/19/1998	130	130	0.1782	23.16	1610	13.6464%	Fecal		CFU/100 mL	200	283.2	86400	-	113,348.6
5439000	5/7/2003	130	130	0.1782	23.16	1610	13.6464%	Fecal		CFU/100 mL	200	283.2	86400	-	113,348.6
5439000	4/2/2004	130	130	0.1782	23.16	1610	13.6464%	Fecal		CFU/100 mL	200	283.2	86400	-	113,348.6
5439000	1/15/2005	130	130	0.1782	23.16	1610	13.6464%	Fecal		CFU/100 mL	200	283.2	86400	-	113,348.6
5439000	11/30/2006	130	130	0.1782	23.16	1610	13.6464%	Fecal		CFU/100 mL	200	283.2	86400	-	113,348.6
5439000	3/7/2007	130	130	0.1782	23.16	1610	13.6464%	Fecal		CFU/100 mL	200	283.2	86400	-	113,348.6
5439000	3/19/2007	130	130	0.1782	23.16	1610	13.6464%	Fecal		CFU/100 mL	200	283.2	86400	-	113,348.6
5439000	8/19/2007	130	130	0.1782	23.16	1610	13.6464%	Fecal		CFU/100 mL	200	283.2	86400	-	113,348.6
5439000	6/13/2008	130	130	0.1782	23.16	1610	13.6464%	Fecal		CFU/100 mL	200	283.2	86400	-	113,348.6
5439000	3/23/2011	130	130	0.1782	23.16	1610	13.6464%	Fecal		CFU/100 mL	200	283.2	86400	-	113,348.6

Gage ID	Date	Discharge (CFS)	Gage Discharge (less Surrogate NPDES) (CFS)	Watershed Area Ratio	Calculated flow (CFS)	Rank	Flow Exceedance %	Parameter	Results	Units (mg or micro_gram	Limit/Standard	100mL/CF	sec/day	Actual Load (million colonies/day)	Allowable Load (million colonies/day)
5439000	1/3/2016	130	130	0.1782	23.16	1610	13.6464%	Fecal		CFU/100 mL	200	283.2	86400	-	113,348.6
5439000	6/16/2019	130	130	0.1782	23.16	1610	13.6464%	Fecal		CFU/100 mL	200	283.2	86400	-	113,348.6
5439000	11/22/2019	130	130	0.1782	23.16	1610	13.6464%	Fecal		CFU/100 mL	200	283.2	86400	-	113,348.6
5439000	11/15/1994	129	129	0.1782	22.98	1626	13.7820%	Fecal		CFU/100 mL	200	283.2	86400	-	112,476.6
5439000	5/17/1995	129	129	0.1782	22.98	1626	13.7820%	Fecal		CFU/100 mL	200	283.2	86400	-	112,476.6
5439000	5/10/1997	129	129	0.1782	22.98	1626	13.7820%	Fecal		CFU/100 mL	200	283.2	86400	-	112,476.6
5439000	4/14/1998	129	129	0.1782	22.98	1626	13.7820%	Fecal		CFU/100 mL	200	283.2	86400	-	112,476.6
5439000	5/2/1998	129	129	0.1782	22.98	1626	13.7820%	Fecal		CFU/100 mL	200	283.2	86400	-	112,476.6
5439000	4/24/2000	129	129	0.1782	22.98	1626	13.7820%	Fecal		CFU/100 mL	200	283.2	86400	-	112,476.6
5439000	2/20/2001	129	129	0.1782	22.98	1626	13.7820%	Fecal		CFU/100 mL	200	283.2	86400	-	112,476.6
5439000	2/22/2002	129	129	0.1782	22.98	1626	13.7820%	Fecal		CFU/100 mL	200	283.2	86400	-	112,476.6
5439000	3/30/2007	129	129	0.1782	22.98	1626	13.7820%	Fecal		CFU/100 mL	200	283.2	86400	-	112,476.6
5439000	12/22/2008	129	129	0.1782	22.98	1626	13.7820%	Fecal		CFU/100 mL	200	283.2	86400	-	112,476.6
5439000	5/20/2009	129	129	0.1782	22.98	1626	13.7820%	Fecal		CFU/100 mL	200	283.2	86400	-	112,476.6
5439000	6/6/2011	129	129	0.1782	22.98	1626	13.7820%	Fecal		CFU/100 mL	200	283.2	86400	-	112,476.6
5439000	5/15/2015	129	129	0.1782	22.98	1626	13.7820%	Fecal		CFU/100 mL	200	283.2	86400	-	112,476.6
5439000	6/13/2015	129	129	0.1782	22.98	1626	13.7820%	Fecal		CFU/100 mL	200	283.2	86400	-	112,476.6
5439000	7/29/2017	129	129	0.1782	22.98	1626	13.7820%	Fecal		CFU/100 mL	200	283.2	86400	-	112,476.6
5439000	10/18/2017	129	129	0.1782	22.98	1626	13.7820%	Fecal		CFU/100 mL	200	283.2	86400	-	112,476.6
5439000	3/5/2018	129	129	0.1782	22.98	1626	13.7820%	Fecal		CFU/100 mL	200	283.2	86400	-	112,476.6
5439000	3/26/2021	129	129	0.1782	22.98	1626	13.7820%	Fecal		CFU/100 mL	200	283.2	86400	-	112,476.6
5439000	3/23/1990	128	128	0.1782	22.81	1644	13.9346%	Fecal		CFU/100 mL	200	283.2	86400	-	111,604.7
5439000	6/13/1991	128	128	0.1782	22.81	1644	13.9346%	Fecal		CFU/100 mL	200	283.2	86400	-	111,604.7
5439000	2/18/1992	128	128	0.1782	22.81	1644	13.9346%	Fecal		CFU/100 mL	200	283.2	86400	-	111,604.7
5439000	6/14/1996	128	128	0.1782	22.81	1644	13.9346%	Fecal		CFU/100 mL	200	283.2	86400	-	111,604.7
5439000	3/23/1998	128	128	0.1782	22.81	1644	13.9346%	Fecal		CFU/100 mL	200	283.2	86400	-	111,604.7
5439000	5/19/1998	128	128	0.1782	22.81	1644	13.9346%	Fecal		CFU/100 mL	200	283.2	86400	-	111,604.7
5439000	6/6/1999	128	128	0.1782	22.81	1644	13.9346%	Fecal		CFU/100 mL	200	283.2	86400	-	111,604.7
5439000	3/2/2008	128	128	0.1782	22.81	1644	13.9346%	Fecal		CFU/100 mL	200	283.2	86400	-	111,604.7
5439000	5/30/2009	128	128	0.1782	22.81	1644	13.9346%	Fecal		CFU/100 mL	200	283.2	86400	-	111,604.7
5439000	6/2/2009	128	128	0.1782	22.81	1644	13.9346%	Fecal		CFU/100 mL	200	283.2	86400	-	111,604.7
5439000	3/20/2010	128	128	0.1782	22.81	1644	13.9346%	Fecal		CFU/100 mL	200	283.2	86400	-	111,604.7
5439000	3/3/2011	128	128	0.1782	22.81	1644	13.9346%	Fecal		CFU/100 mL	200	283.2	86400	-	111,604.7
5439000	6/28/2015	128	128	0.1782	22.81	1644	13.9346%	Fecal		CFU/100 mL	200	283.2	86400	-	111,604.7
5439000	12/20/2015	128	128	0.1782	22.81	1644	13.9346%	Fecal		CFU/100 mL	200	283.2	86400	-	111,604.7
5439000	4/2/2016	128	128	0.1782	22.81	1644	13.9346%	Fecal		CFU/100 mL	200	283.2	86400	-	111,604.7
5439000	5/21/2016	128	128	0.1782	22.81	1644	13.9346%	Fecal		CFU/100 mL	200	283.2	86400	-	111,604.7
5439000	4/5/2022	128	128	0.1459	18.68	2112	17.9013%	Fecal		CFU/100 mL	200	283.2	86400	-	91,412.0
5439000	5/9/1990	127	127	0.1782	22.63	1660	14.0702%	Fecal		CFU/100 mL	200	283.2	86400	-	110,732.8
5439000	2/26/1992	127	127	0.1782	22.63	1660	14.0702%	Fecal		CFU/100 mL	200	283.2	86400	-	110,732.8
5439000	4/28/1993	127	127	0.1782	22.63	1660	14.0702%	Fecal		CFU/100 mL	200	283.2	86400	-	110,732.8
5439000	5/18/1995	127	127	0.1782	22.63	1660	14.0702%	Fecal		CFU/100 mL	200	283.2	86400	-	110,732.8
5439000	2/15/1998	127	127	0.1782	22.63	1660	14.0702%	Fecal		CFU/100 mL	200	283.2	86400	-	110,732.8
5439000	7/5/2000	127	127	0.1782	22.63	1660	14.0702%	Fecal		CFU/100 mL	200	283.2	86400	-	110,732.8
5439000	5/21/2003	127	127	0.1782	22.63	1660	14.0702%	Fecal		CFU/100 mL	200	283.2	86400	-	110,732.8
5439000	2/17/2005	127	127	0.1782	22.63	1660	14.0702%	Fecal		CFU/100 mL	200	283.2	86400	-	110,732.8
5439000	12/26/2008	127	127	0.1782	22.63	1660	14.0702%	Fecal		CFU/100 mL	200	283.2	86400	-	110,732.8
5439000	6/17/2009	127	127	0.1782	22.63	1660	14.0702%	Fecal		CFU/100 mL	200	283.2	86400	-	110,732.8
5439000	3/24/2011	127	127	0.1782	22.63	1660	14.0702%	Fecal		CFU/100 mL	200	283.2	86400	-	110,732.8
5439000	3/7/2012	127	127	0.1782	22.63	1660	14.0702%	Fecal		CFU/100 mL	200	283.2	86400	-	110,732.8
5439000	5/10/2012	127	127	0.1782	22.63	1660	14.0702%	Fecal		CFU/100 mL	200	283.2	86400	-	110,732.8
5439000	6/15/2013	127	127	0.1782	22.63	1660	14.0702%	Fecal		CFU/100 mL	200	283.2	86400	-	110,732.8
5439000	3/17/2015	127	127	0.1782	22.63	1660	14.0702%	Fecal		CFU/100 mL	200	283.2	86400	-	110,732.8
5439000	3/27/2021	127	127	0.1782	22.63	1660	14.0702%	Fecal		CFU/100 mL	200	283.2	86400	-	110,732.8
5439000	2/8/1990	126	126	0.1782	22.45	1676	14.2058%	Fecal		CFU/100 mL	200	283.2	86400	-	109,860.9
5439000	12/12/1990	126	126	0.1782	22.45	1676	14.2058%	Fecal		CFU/100 mL	200	283.2	86400	-	109,860.9
5439000	4/1/1991	126	126	0.1782	22.45	1676	14.2058%	Fecal		CFU/100 mL	200	283.2	86400	-	109,860.9
5439000	4/20/1991	126	126	0.1782	22.45	1676	14.2058%	Fecal		CFU/100 mL	200	283.2	86400	-	109,860.9
5439000	12/11/1991	126	126	0.1782	22.45	1676	14.2058%	Fecal		CFU/100 mL	200	283.2	86400	-	109,860.9
5439000	12/21/1992	126	126	0.1782	22.45	1676	14.2058%	Fecal		CFU/100 mL	200	283.2	86400	-	109,860.9
5439000	2/27/1998	126	126	0.1782	22.45	1676	14.2058%	Fecal		CFU/100 mL	200	283.2	86400	-	109,860.9
5439000	2/28/1998	126	126	0.1782	22.45	1676	14.2058%	Fecal		CFU/100 mL	200	283.2	86400	-	109,860.9
5439000	5/19/1999	126	126	0.1782	22.45	1676	14.2058%	Fecal		CFU/100 mL	200	283.2	86400	-	109,860.9
5439000	6/1/1999	126	126	0.1782	22.45	1676	14.2058%	Fecal		CFU/100 mL	200	283.2	86400	-	109,860.9
5439000	3/25/2004	126	126	0.1782	22.45	1676	14.2058%	Fecal		CFU/100 mL	200	283.2	86400	-	109,860.9
5439000	6/9/2004	126	126	0.1782	22.45	1676	14.2058%	Fecal		CFU/100 mL	200	283.2	86400	-	109,860.9
5439000	3/8/2007	126	126	0.1782	22.45	1676	14.2058%	Fecal		CFU/100 mL	200	283.2	86400	-	109,860.9
5439000	4/17/2008	126	126	0.1782	22.45	1676	14.2058%	Fecal		CFU/100 mL	200	283.2	86400	-	109,860.9
5439000	2/7/2009	126	126	0.1782	22.45	1676	14.2058%	Fecal		CFU/100 mL	200	283.2	86400	-	109,860.9
5439000	2/15/2009	126	126	0.1782	22.45	1676	14.2058%	Fecal		CFU/100 mL	200	283.2	86400	-	109,860.9
5439000	3/20/2009	126	126	0.1782	22.45	1676	14.2058%	Fecal		CFU/100 mL	200	283.2	86400	-	109,860.9
5439000	5/13/2009	126	126	0.1782	22.45	1676	14.2058%	Fecal		CFU/100 mL	200	283.2	86400	-	109,860.9
5439000	8/6/2010	126	126	0.1782	22.45	1676	14.2058%	Fecal		CFU/100 mL	200	283.2	86400	-	109,860.9
5439000	5/20/2011	126	126	0.1782	22.45	1676	14.2058%	Fecal		CFU/100 mL	200	283.2	86400	-	109,860.9
5439000	5/3/2013	126	126	0.1782	22.45	1676	14.2058%	Fecal		CFU/100 mL	200	283.2	86400	-	109,860.9
5439000	5/29/2015	126	126	0.1782	22.45	1676	14.2058%	Fecal		CFU/100 mL	200	283.2	86400	-	109,860.9
5439000	7/18/2015	126	126	0.1782	22.45	1676	14.2058%	Fecal		CFU/100 mL	200	283.2	86400	-	109,860.9
5439000	5/8/2017	126	126	0.1782	22.45	1676	14.2058%	Fecal		CFU/100 mL	200	283.2	86400	-	109,860.9
5439000	1/18/1995	125	125	0.1782	22.27	1701	14.4177%	Fecal		CFU/100 mL	200	283.2	86400	-	108,989.0
5439000	4/16/1995	125	125	0.1782	22.27	1701	14.4177%	Fecal		CFU/100 mL	200	283.2	86400	-	108,989.0
5439000	6/16/1996	125	125	0.1782	22.27	1701	14.4177%	Fecal		CFU/100 mL	200	283.2	86400	-	108,989.0
5439000	3/7/1997	125	125	0.1782	22.27	1701	14.4177%	Fecal		CFU/100 mL	200	283.2	86400	-	108,989.0
5439000	5/9/1999	125	125	0.1782	22.27	1701	14.4177%	Fecal		CFU/100 mL	200	283.2	86400	-	108,989.0
5439000	4/13/2002	125	125	0.1782	22.27	1701	14.4177%	Fecal		CFU/100 mL	200	283.2	86400	-	108,989.0
5439000	3/21/2010	125	125	0.1782	22.27	1701	14.4177%	Fecal		CFU/100 mL	200	283.2	86400	-	108,989.0
5439000	6/29/2010	125	125	0.1782	22.27	1701	14.4177%	Fecal		CFU/100 mL	200	283.2	86400	-	108,989.0
5439000	4/30/2013	125	125	0.1782	22.27	1701	14.4177%	Fecal		CFU/100 mL	200	283.2	86400	-	108,989.0
5439000	6/26/2014	125	125	0.1782	22.27	1701	14.4177%	Fecal		CFU/100 mL	200	283.2	86400	-	108,989.0
5439000	11/22/2015	125	125	0.1782	22.27	1701	14.4177%	Fecal		CFU/100 mL	200	283.2	86400	-	108,989.0
5439000	5/6/2016	125	125	0.1782	22.27	1701	14.4177%	Fecal		CFU/100 mL	200	283.2	86400	-	108,989.0
5439000	12/28/2016	125	125	0.1782	22.27	1701	14.4177%	Fecal		CFU/100 mL	200	283.2	86400	-	108,989.0
5439000	1/16/2017	125	125	0.1782	22.27	1701	14.4177%	Fecal		CFU/100 mL	200	283.2	86400	-	108,989.0
5439000	5/16/2017	125	125	0.1782	22.27	1701	14.4177%	Fecal		CFU/100 mL	200	283.2	86400	-	108,989.0
5439000	12/7/2018	125	125	0.1782	22.27	1701	14.4177%	Fecal		CFU/100 mL	200	283.2	86400	-	108,989.0
5439000	11/27/2019	125	125	0.1782	22.27	1701	14.4177%	Fecal		CFU/100 mL	200	283.2	86400	-	108,989.0
5439000	5/10/2021	125	125	0.1782	22.27	1701	14.4177%	Fecal		CFU/100 mL	200	283.2	86400	-	108,989.0
5439000	5/19/1990	124	124	0.1782	22.09	1719	14.5703%	Fecal		CFU/100 mL	200	283.2	86400	-	108,117.1
5439000	4/16/1992	124	124	0.1782	22.09	1719	14.5703%	Fecal		CFU/100 mL	200	283.2	86400	-	108,117.1
5439000	5/1/1995	124	124	0.1782	22.09	1719	14.5703%	Fecal		CFU/100 mL	200	283.2	86400	-	108,117.1
5439000	5/19/1995	124	124	0.1782	22.09	1719	14.5703%	Fecal		CFU/100 mL	200	283.2	86400	-	108,117.1
5439000	3/11/1998	124	124	0.1782	22.09	1719	14.5703%	Fecal		CFU/100 mL	200	283.2	86400	-	108,117.1
5439000	5/16/1998	124	124	0.1782	22.09	1719	14.5703%	Fecal		CFU/100 mL	200	283.2	86400	-	108,117.1
5439000	2/6/1999	124	124	0.1782	22.09	1719	14.5703%	Fecal		CFU/100 mL	200	283.2	86400	-	108,117.1
5439000	6/19/1999	124	124	0.1782	22.09	1719	14.5703%	Fecal		CFU/100 mL	200	283.2	86400	-	108,117.1
5439000	3/19/2008	124	124	0.1782	22.09	1719	14.5703%	Fecal		CFU/100 mL	200	283.2	86400	-	108,117.1
5439000	4/8/2008	124	124	0.1782	22.09	1719	14.5703%	Fecal		CFU/100 mL	200	283.2	86400	-	108,117.1
5439000	6/11/2008	124	124	0.1782	22.09	1719	14.5703%	Fecal		CFU/100 mL	200	283.2	86400	-	108,117.1
5439000	3/23/2010	124	124	0.1782	22.09	1719	14.5703%	Fecal		CFU/100 mL	200	283.2	86400	-	108,117.1
5439000	4/10/2010	124	124	0.1782	22.09	1719	14.5703%	Fecal		CFU/100 mL	200	283.2	86400	-	108,117.1
5439000	7/8/2015	124	124	0.1782	22.09	1719	14.5703%	Fecal		CFU/100 mL	200	283.2	86400	-	108,117.1
5439000	12/6/2015	124	124	0.1782	22.09	1719	14.5703%	Fecal		CFU/100 mL	200	283.2	86400	-	108,117.1
5439000	3/27/2016	124	124	0.1782	22.09	1719	14.5703%	Fecal		CFU/100 mL	200	283.2	86400	-	108,117.1
5439000	12/31/2018	124	124	0.1782	22.09	1719	14.5703%	Fecal		CFU/100 mL	200	283.2	86400	-	108,117.1
5439000	2/10/2019	124	124	0.1782	22.09	1719	14.5703%	Fecal		CFU/100 mL	200	283.2	86400	-	108,117.1
5439000	6/17/2019	124	124	0.1782	22.09	1719	14.5703%	Fecal		CFU/100 mL	200	283.2	86400	-	108,117.1
5439000	9/21/2019	124	124	0.1782	22.09	1719	14.5703%	Fecal		CFU/100 mL	200	283.2	86400	-	108,117.1
5439000	10/14/2019	124	124	0.1782	22.09	1719	14.5703%	Fecal		CFU/100 mL	200	283.2	86400	-	108,117.1
5439000	2/27/1994	123	123	0.1782	21.91	1740	14.7483%	Fecal		CFU/100 mL	200	283.2	86400	-	107,245.2
5439000	11/5/1994	123	123	0.1782	21.91	1740	14.7483%	Fecal		CFU/100 mL	200	283.2	86400	-	107,245.2
5439000	6/14/2002	123	123	0.1782	21.91	1740	14.7483%	Fecal		CFU/100 mL	200	283.2	86400	-	107,245.2
5439000	6/10/2004	123	123	0.1782	21.91	1740	14.7483%	Fecal		CFU/100 mL	200	283.2	86400	-	107,245.2
5439000	12/1/2006	123	123	0.1782	21.91	1740	14.7483%	Fecal		CFU/100 mL	200	283.2	86400	-	107,245.2
5439000	12/17/2006	123	123	0.1782	21.91	1740	14.7483%	Fecal		CFU/100 mL	200	283.2	86400	-	107,245.2
5439000	6/2/2007	123	123	0.1782	21.91	1740	14.7483%	Fecal		CFU/100 mL	200	283.2	86400	-	107,245.2
5439000	9/30/2008	123	123	0.1782	21.91	1740	14.7483%	Fecal		CFU/100 mL	200	283.2	86400	-	107,245.2

Gage ID	Date	Discharge (CFS)	Gage Discharge (less Surrogate NPDES) (CFS)	Watershed Area Ratio	Calculated flow (CFS)	Rank	Flow Exceedance %	Parameter	Results	Units (mg or micro_gram	Limit/Standard	100mL/CF	sec/day	Actual Load (million colonies/day)	Allowable Load (million colonies/day)
5439000	5/10/2009	123	123	0.1782	21.91	1740	14.7483%	Fecal		CFU/100 mL	200	283.2	86400	-	107,245.2
5439000	10/29/2009	123	123	0.1782	21.91	1740	14.7483%	Fecal		CFU/100 mL	200	283.2	86400	-	107,245.2
5439000	11/6/2009	123	123	0.1782	21.91	1740	14.7483%	Fecal		CFU/100 mL	200	283.2	86400	-	107,245.2
5439000	4/11/2015	123	123	0.1782	21.91	1740	14.7483%	Fecal		CFU/100 mL	200	283.2	86400	-	107,245.2
5439000	5/31/2016	123	123	0.1782	21.91	1740	14.7483%	Fecal		CFU/100 mL	200	283.2	86400	-	107,245.2
5439000	5/18/2018	123	123	0.1782	21.91	1740	14.7483%	Fecal		CFU/100 mL	200	283.2	86400	-	107,245.2
5439000	2/23/2019	123	123	0.1782	21.91	1740	14.7483%	Fecal		CFU/100 mL	200	283.2	86400	-	107,245.2
5439000	11/21/2019	123	123	0.1782	21.91	1740	14.7483%	Fecal		CFU/100 mL	200	283.2	86400	-	107,245.2
5439000	3/13/2020	123	123	0.1782	21.91	1740	14.7483%	Fecal		CFU/100 mL	200	283.2	86400	-	107,245.2
5439000	5/26/2020	123	123	0.1782	21.91	1740	14.7483%	Fecal		CFU/100 mL	200	283.2	86400	-	107,245.2
5439000	4/12/1991	122	122	0.1782	21.74	1758	14.9008%	Fecal		CFU/100 mL	200	283.2	86400	-	106,373.3
5439000	6/5/1991	122	122	0.1782	21.74	1758	14.9008%	Fecal		CFU/100 mL	200	283.2	86400	-	106,373.3
5439000	12/2/1992	122	122	0.1782	21.74	1758	14.9008%	Fecal		CFU/100 mL	200	283.2	86400	-	106,373.3
5439000	11/14/1995	122	122	0.1782	21.74	1758	14.9008%	Fecal		CFU/100 mL	200	283.2	86400	-	106,373.3
5439000	5/13/1996	122	122	0.1782	21.74	1758	14.9008%	Fecal		CFU/100 mL	200	283.2	86400	-	106,373.3
5439000	2/14/1999	122	122	0.1782	21.74	1758	14.9008%	Fecal		CFU/100 mL	200	283.2	86400	-	106,373.3
5439000	5/2/2002	122	122	0.1782	21.74	1758	14.9008%	Fecal		CFU/100 mL	200	283.2	86400	-	106,373.3
5439000	4/4/2007	122	122	0.1782	21.74	1758	14.9008%	Fecal		CFU/100 mL	200	283.2	86400	-	106,373.3
5439000	3/23/2008	122	122	0.1782	21.74	1758	14.9008%	Fecal		CFU/100 mL	200	283.2	86400	-	106,373.3
5439000	12/20/2011	122	122	0.1782	21.74	1758	14.9008%	Fecal		CFU/100 mL	200	283.2	86400	-	106,373.3
5439000	1/27/2017	122	122	0.1782	21.74	1758	14.9008%	Fecal		CFU/100 mL	200	283.2	86400	-	106,373.3
5439000	7/26/2017	122	122	0.1782	21.74	1758	14.9008%	Fecal		CFU/100 mL	200	283.2	86400	-	106,373.3
5439000	3/21/2020	122	122	0.1782	21.74	1758	14.9008%	Fecal		CFU/100 mL	200	283.2	86400	-	106,373.3
5439000	5/9/2021	122	122	0.1782	21.74	1758	14.9008%	Fecal		CFU/100 mL	200	283.2	86400	-	106,373.3
5439000	6/22/1990	121	121	0.1782	21.56	1772	15.0195%	Fecal		CFU/100 mL	200	283.2	86400	-	105,501.4
5439000	4/30/1998	121	121	0.1782	21.56	1772	15.0195%	Fecal		CFU/100 mL	200	283.2	86400	-	105,501.4
5439000	10/17/1998	121	121	0.1782	21.56	1772	15.0195%	Fecal		CFU/100 mL	200	283.2	86400	-	105,501.4
5439000	4/20/1999	121	121	0.1782	21.56	1772	15.0195%	Fecal		CFU/100 mL	200	283.2	86400	-	105,501.4
5439000	6/21/2000	121	121	0.1782	21.56	1772	15.0195%	Fecal		CFU/100 mL	200	283.2	86400	-	105,501.4
5439000	5/25/2002	121	121	0.1782	21.56	1772	15.0195%	Fecal		CFU/100 mL	200	283.2	86400	-	105,501.4
5439000	8/14/2007	121	121	0.1782	21.56	1772	15.0195%	Fecal		CFU/100 mL	200	283.2	86400	-	105,501.4
5439000	7/21/2008	121	121	0.1782	21.56	1772	15.0195%	Fecal		CFU/100 mL	200	283.2	86400	-	105,501.4
5439000	4/8/2009	121	121	0.1782	21.56	1772	15.0195%	Fecal		CFU/100 mL	200	283.2	86400	-	105,501.4
5439000	6/1/2009	121	121	0.1782	21.56	1772	15.0195%	Fecal		CFU/100 mL	200	283.2	86400	-	105,501.4
5439000	5/4/2013	121	121	0.1782	21.56	1772	15.0195%	Fecal		CFU/100 mL	200	283.2	86400	-	105,501.4
5439000	4/9/2015	121	121	0.1782	21.56	1772	15.0195%	Fecal		CFU/100 mL	200	283.2	86400	-	105,501.4
5439000	5/30/2015	121	121	0.1782	21.56	1772	15.0195%	Fecal		CFU/100 mL	200	283.2	86400	-	105,501.4
5439000	5/27/2016	121	121	0.1782	21.56	1772	15.0195%	Fecal		CFU/100 mL	200	283.2	86400	-	105,501.4
5439000	4/11/2017	121	121	0.1782	21.56	1772	15.0195%	Fecal		CFU/100 mL	200	283.2	86400	-	105,501.4
5439000	4/20/2017	121	121	0.1782	21.56	1772	15.0195%	Fecal		CFU/100 mL	200	283.2	86400	-	105,501.4
5439000	7/1/2018	121	121	0.1782	21.56	1772	15.0195%	Fecal		CFU/100 mL	200	283.2	86400	-	105,501.4
5439000	11/7/2019	121	121	0.1782	21.56	1772	15.0195%	Fecal		CFU/100 mL	200	283.2	86400	-	105,501.4
5439000	2/5/2020	121	121	0.1782	21.56	1772	15.0195%	Fecal		CFU/100 mL	200	283.2	86400	-	105,501.4
5439000	12/19/1990	120	120	0.1782	21.38	1791	15.1805%	Fecal		CFU/100 mL	200	283.2	86400	-	104,629.4
5439000	7/29/1993	120	120	0.1782	21.38	1791	15.1805%	Fecal		CFU/100 mL	200	283.2	86400	-	104,629.4
5439000	9/18/1993	120	120	0.1782	21.38	1791	15.1805%	Fecal		CFU/100 mL	200	283.2	86400	-	104,629.4
5439000	10/3/1993	120	120	0.1782	21.38	1791	15.1805%	Fecal		CFU/100 mL	200	283.2	86400	-	104,629.4
5439000	3/18/1994	120	120	0.1782	21.38	1791	15.1805%	Fecal		CFU/100 mL	200	283.2	86400	-	104,629.4
5439000	4/20/1995	120	120	0.1782	21.38	1791	15.1805%	Fecal		CFU/100 mL	200	283.2	86400	-	104,629.4
5439000	5/3/1998	120	120	0.1782	21.38	1791	15.1805%	Fecal		CFU/100 mL	200	283.2	86400	-	104,629.4
5439000	5/3/1999	120	120	0.1782	21.38	1791	15.1805%	Fecal		CFU/100 mL	200	283.2	86400	-	104,629.4
5439000	6/28/2000	120	120	0.1782	21.38	1791	15.1805%	Fecal		CFU/100 mL	200	283.2	86400	-	104,629.4
5439000	6/3/2001	120	120	0.1782	21.38	1791	15.1805%	Fecal		CFU/100 mL	200	283.2	86400	-	104,629.4
5439000	8/12/2007	120	120	0.1782	21.38	1791	15.1805%	Fecal		CFU/100 mL	200	283.2	86400	-	104,629.4
5439000	6/15/2008	120	120	0.1782	21.38	1791	15.1805%	Fecal		CFU/100 mL	200	283.2	86400	-	104,629.4
5439000	3/24/2009	120	120	0.1782	21.38	1791	15.1805%	Fecal		CFU/100 mL	200	283.2	86400	-	104,629.4
5439000	2/17/2011	120	120	0.1782	21.38	1791	15.1805%	Fecal		CFU/100 mL	200	283.2	86400	-	104,629.4
5439000	2/3/2020	120	120	0.1782	21.38	1791	15.1805%	Fecal		CFU/100 mL	200	283.2	86400	-	104,629.4
5439000	6/23/1990	119	119	0.1782	21.20	1806	15.3077%	Fecal		CFU/100 mL	200	283.2	86400	-	103,757.5
5439000	4/6/1998	119	119	0.1782	21.20	1806	15.3077%	Fecal		CFU/100 mL	200	283.2	86400	-	103,757.5
5439000	4/7/1998	119	119	0.1782	21.20	1806	15.3077%	Fecal		CFU/100 mL	200	283.2	86400	-	103,757.5
5439000	5/1/1998	119	119	0.1782	21.20	1806	15.3077%	Fecal		CFU/100 mL	200	283.2	86400	-	103,757.5
5439000	2/7/1999	119	119	0.1782	21.20	1806	15.3077%	Fecal		CFU/100 mL	200	283.2	86400	-	103,757.5
5439000	3/20/2007	119	119	0.1782	21.20	1806	15.3077%	Fecal		CFU/100 mL	200	283.2	86400	-	103,757.5
5439000	6/6/2008	119	119	0.1782	21.20	1806	15.3077%	Fecal		CFU/100 mL	200	283.2	86400	-	103,757.5
5439000	9/29/2008	119	119	0.1782	21.20	1806	15.3077%	Fecal		CFU/100 mL	200	283.2	86400	-	103,757.5
5439000	1/5/2009	119	119	0.1782	21.20	1806	15.3077%	Fecal		CFU/100 mL	200	283.2	86400	-	103,757.5
5439000	3/22/2019	119	119	0.1782	21.20	1806	15.3077%	Fecal		CFU/100 mL	200	283.2	86400	-	103,757.5
5439000	7/3/2021	119	119	0.1782	21.20	1806	15.3077%	Fecal		CFU/100 mL	200	283.2	86400	-	103,757.5
5439000	12/5/1990	118	118	0.1782	21.02	1817	15.4009%	Fecal		CFU/100 mL	200	283.2	86400	-	102,885.6
5439000	5/20/1991	118	118	0.1782	21.02	1817	15.4009%	Fecal		CFU/100 mL	200	283.2	86400	-	102,885.6
5439000	10/17/1993	118	118	0.1782	21.02	1817	15.4009%	Fecal		CFU/100 mL	200	283.2	86400	-	102,885.6
5439000	5/5/1998	118	118	0.1782	21.02	1817	15.4009%	Fecal		CFU/100 mL	200	283.2	86400	-	102,885.6
5439000	2/28/2000	118	118	0.1782	21.02	1817	15.4009%	Fecal		CFU/100 mL	200	283.2	86400	-	102,885.6
5439000	5/24/2002	118	118	0.1782	21.02	1817	15.4009%	Fecal		CFU/100 mL	200	283.2	86400	-	102,885.6
5439000	6/11/2004	118	118	0.1782	21.02	1817	15.4009%	Fecal		CFU/100 mL	200	283.2	86400	-	102,885.6
5439000	6/17/2004	118	118	0.1782	21.02	1817	15.4009%	Fecal		CFU/100 mL	200	283.2	86400	-	102,885.6
5439000	2/7/2005	118	118	0.1782	21.02	1817	15.4009%	Fecal		CFU/100 mL	200	283.2	86400	-	102,885.6
5439000	5/2/2007	118	118	0.1782	21.02	1817	15.4009%	Fecal		CFU/100 mL	200	283.2	86400	-	102,885.6
5439000	9/25/2008	118	118	0.1782	21.02	1817	15.4009%	Fecal		CFU/100 mL	200	283.2	86400	-	102,885.6
5439000	4/3/2014	118	118	0.1782	21.02	1817	15.4009%	Fecal		CFU/100 mL	200	283.2	86400	-	102,885.6
5439000	10/27/2017	118	118	0.1782	21.02	1817	15.4009%	Fecal		CFU/100 mL	200	283.2	86400	-	102,885.6
5439000	6/9/2019	118	118	0.1782	21.02	1817	15.4009%	Fecal		CFU/100 mL	200	283.2	86400	-	102,885.6
5439000	2/24/2020	118	118	0.1782	21.02	1817	15.4009%	Fecal		CFU/100 mL	200	283.2	86400	-	102,885.6
5439000	2/25/2022	118	118	0.1459	17.22	2317	19.6389%	Fecal		CFU/100 mL	200	283.2	86400	-	84,270.4
5439000	2/15/1990	117	117	0.1782	20.85	1832	15.5281%	Fecal		CFU/100 mL	200	283.2	86400	-	102,013.7
5439000	3/24/1990	117	117	0.1782	20.85	1832	15.5281%	Fecal		CFU/100 mL	200	283.2	86400	-	102,013.7
5439000	11/17/1992	117	117	0.1782	20.85	1832	15.5281%	Fecal		CFU/100 mL	200	283.2	86400	-	102,013.7
5439000	6/26/1993	117	117	0.1782	20.85	1832	15.5281%	Fecal		CFU/100 mL	200	283.2	86400	-	102,013.7
5439000	6/28/1996	117	117	0.1782	20.85	1832	15.5281%	Fecal		CFU/100 mL	200	283.2	86400	-	102,013.7
5439000	3/13/2002	117	117	0.1782	20.85	1832	15.5281%	Fecal		CFU/100 mL	200	283.2	86400	-	102,013.7
5439000	4/15/2007	117	117	0.1782	20.85	1832	15.5281%	Fecal		CFU/100 mL	200	283.2	86400	-	102,013.7
5439000	2/20/2008	117	117	0.1782	20.85	1832	15.5281%	Fecal		CFU/100 mL	200	283.2	86400	-	102,013.7
5439000	6/3/2009	117	117	0.1782	20.85	1832	15.5281%	Fecal		CFU/100 mL	200	283.2	86400	-	102,013.7
5439000	6/23/2010	117	117	0.1782	20.85	1832	15.5281%	Fecal		CFU/100 mL	200	283.2	86400	-	102,013.7
5439000	3/3/2012	117	117	0.1782	20.85	1832	15.5281%	Fecal		CFU/100 mL	200	283.2	86400	-	102,013.7
5439000	6/13/2014	117	117	0.1782	20.85	1832	15.5281%	Fecal		CFU/100 mL	200	283.2	86400	-	102,013.7
5439000	6/29/2015	117	117	0.1782	20.85	1832	15.5281%	Fecal		CFU/100 mL	200	283.2	86400	-	102,013.7
5439000	5/10/2016	117	117	0.1782	20.85	1832	15.5281%	Fecal		CFU/100 mL	200	283.2	86400	-	102,013.7
5439000	5/28/2016	117	117	0.1782	20.85	1832	15.5281%	Fecal		CFU/100 mL	200	283.2	86400	-	102,013.7
5439000	5/4/2020	117	117	0.1782	20.85	1832	15.5281%	Fecal		CFU/100 mL	200	283.2	86400	-	102,013.7
5439000	7/16/2021	117	117	0.1782	20.85	1832	15.5281%	Fecal		CFU/100 mL	200	283.2	86400	-	102,013.7
5439000	4/1/2022	117	117	0.1459	17.07	2345	19.8763%	Fecal		CFU/100 mL	200	283.2	86400	-	83,556.3
5439000	11/29/1991	116	116	0.1782	20.67	1850	15.6806%	Fecal		CFU/100 mL	200	283.2	86400	-	101,141.8
5439000	12/26/1993	116	116	0.1782	20.67	1850	15.6806%	Fecal		CFU/100 mL	200	283.2	86400	-	101,141.8
5439000	12/29/1994	116	116	0.1782	20.67	1850	15.6806%	Fecal		CFU/100 mL	200	283.2	86400	-	101,141.8
5439000	3/11/1995	116	116	0.1782	20.67	1850	15.6806%	Fecal		CFU/100 mL	200	283.2	86400	-	101,141.8
5439000	4/10/1995	116	116	0.1782	20.67	1850	15.6806%	Fecal		CFU/100 mL	200	283.2	86400	-	101,141.8
5439000	5/20/1999	116	116	0.1782	20.67	1850	15.6806%	Fecal		CFU/100 mL	200	283.2	86400	-	101,141.8
5439000	5/12/2004	116	116	0.1782	20.67	1850	15.6806%	Fecal		CFU/100 mL	200	283.2	86400	-	101,141.8
5439000	6/4/2007	116	116	0.1782	20.67	1850	15.6806%	Fecal		CFU/100 mL	200	283.2	86400	-	101,141.8
5439000	4/5/2008	116	116	0.1782	20.67	1850	15.6806%	Fecal		CFU/100 mL	200	283.2	86400	-	101,141.8
5439000	7/15/2008	116	116	0.1782	20.67	1850	15.6806%	Fecal		CFU/100 mL	200	283.2	86400	-	101,141.8
5439000	5/21/2009	116	116	0.1782	20.67	1850	15.6806%	Fecal		CFU/100 mL	200	283.2	86400	-	101,141.8
5439000	5/2/2011	116	116	0.1782	20.67	1850	15.6806%	Fecal		CFU/100 mL	200	283.2	86400	-	101,141.8
5439000	4/25/2015	116	116	0.1782	20.67	1850	15.6806%	Fecal		CFU/100 mL	200	283.2	86400	-	101,141.8
5439000	4/28/2015	116	116	0.1782	20.67	1850	15.6806%	Fecal		CFU/100 mL	200	283.2	86400	-	101,141.8
5439000	3/6/2018	116	116	0.1782	20.67	1850	15.6806%	Fecal		CFU/100 mL	200	283.2	86400	-	101,141.8
5439000	9/20/2019	116	116	0.1782	20.67	1850	15.6806%	Fecal		CFU/100 mL	200	283.2	86400	-	101,141.8
5439000	5/22/1990	115	115	0.1782	20.49	1867	15.8247%	Fecal		CFU/100 mL	200	283.2	86400	-	100,269.9
5439000	12/11/1990	115	115	0.1782	20.49	1867	15.8247%	Fecal		CFU/100 mL	200	283.2	86400	-	100,269.9
5439000	4/18/1992	115	115	0.1782	20.49	1867	15.8247%	Fecal		CFU/100 mL	200	283.2	86400	-	100,269.9
5439000	11/3/1992	115	115	0.1782	20.49	1867	15.8247%	Fecal		CFU/100 mL	200	283.2	86400	-	100,269.9
5439000	11/20/1992	115	115	0.1782	20.49	1867	15.8247%	Fecal		CFU/100 mL	200	283.2	86400	-	100,269.9
5439000	2/25/1994	115	115	0.1782	20.49	1867	15.8247%	Fecal		CFU/100 mL	200	283.2	86400	-	100,269.9

Gage ID	Date	Discharge (CFS)	Gage Discharge (less Surrogate NPDES) (CFS)	Watershed Area Ratio	Calculated flow (CFS)	Rank	Flow Exceedance %	Parameter	Results	Units (mg or micro_gram	Limit/Standard	100mL/CF	sec/day	Actual Load (million colonies/day)	Allowable Load (million colonies/day)
5439000	6/30/1994	115	115	0.1782	20.49	1867	15.8247%	Fecal		CFU/100 mL	200	283.2	86400	-	100,269.9
5439000	1/5/1998	115	115	0.1782	20.49	1867	15.8247%	Fecal		CFU/100 mL	200	283.2	86400	-	100,269.9
5439000	6/9/1998	115	115	0.1782	20.49	1867	15.8247%	Fecal		CFU/100 mL	200	283.2	86400	-	100,269.9
5439000	2/10/1999	115	115	0.1782	20.49	1867	15.8247%	Fecal		CFU/100 mL	200	283.2	86400	-	100,269.9
5439000	12/26/2006	115	115	0.1782	20.49	1867	15.8247%	Fecal		CFU/100 mL	200	283.2	86400	-	100,269.9
5439000	12/26/2007	115	115	0.1782	20.49	1867	15.8247%	Fecal		CFU/100 mL	200	283.2	86400	-	100,269.9
5439000	1/14/2008	115	115	0.1782	20.49	1867	15.8247%	Fecal		CFU/100 mL	200	283.2	86400	-	100,269.9
5439000	10/27/2008	115	115	0.1782	20.49	1867	15.8247%	Fecal		CFU/100 mL	200	283.2	86400	-	100,269.9
5439000	3/21/2009	115	115	0.1782	20.49	1867	15.8247%	Fecal		CFU/100 mL	200	283.2	86400	-	100,269.9
5439000	6/18/2009	115	115	0.1782	20.49	1867	15.8247%	Fecal		CFU/100 mL	200	283.2	86400	-	100,269.9
5439000	1/29/2010	115	115	0.1782	20.49	1867	15.8247%	Fecal		CFU/100 mL	200	283.2	86400	-	100,269.9
5439000	6/18/2011	115	115	0.1782	20.49	1867	15.8247%	Fecal		CFU/100 mL	200	283.2	86400	-	100,269.9
5439000	3/8/2012	115	115	0.1782	20.49	1867	15.8247%	Fecal		CFU/100 mL	200	283.2	86400	-	100,269.9
5439000	7/8/2014	115	115	0.1782	20.49	1867	15.8247%	Fecal		CFU/100 mL	200	283.2	86400	-	100,269.9
5439000	4/7/2016	115	115	0.1782	20.49	1867	15.8247%	Fecal		CFU/100 mL	200	283.2	86400	-	100,269.9
5439000	5/7/2016	115	115	0.1782	20.49	1867	15.8247%	Fecal		CFU/100 mL	200	283.2	86400	-	100,269.9
5439000	2/15/2019	115	115	0.1782	20.49	1867	15.8247%	Fecal		CFU/100 mL	200	283.2	86400	-	100,269.9
5439000	4/17/2019	115	115	0.1782	20.49	1867	15.8247%	Fecal		CFU/100 mL	200	283.2	86400	-	100,269.9
5439000	4/10/2022	115	115	0.1459	16.78	2387	20.2322%	Fecal		CFU/100 mL	200	283.2	86400	-	82,127.9
5439000	1/17/1990	114	114	0.1782	20.31	1891	16.0281%	Fecal		CFU/100 mL	200	283.2	86400	-	99,398.0
5439000	3/4/1990	114	114	0.1782	20.31	1891	16.0281%	Fecal		CFU/100 mL	200	283.2	86400	-	99,398.0
5439000	4/21/1991	114	114	0.1782	20.31	1891	16.0281%	Fecal		CFU/100 mL	200	283.2	86400	-	99,398.0
5439000	1/16/1992	114	114	0.1782	20.31	1891	16.0281%	Fecal		CFU/100 mL	200	283.2	86400	-	99,398.0
5439000	2/7/1993	114	114	0.1782	20.31	1891	16.0281%	Fecal		CFU/100 mL	200	283.2	86400	-	99,398.0
5439000	3/13/1994	114	114	0.1782	20.31	1891	16.0281%	Fecal		CFU/100 mL	200	283.2	86400	-	99,398.0
5439000	6/14/1994	114	114	0.1782	20.31	1891	16.0281%	Fecal		CFU/100 mL	200	283.2	86400	-	99,398.0
5439000	8/13/1996	114	114	0.1782	20.31	1891	16.0281%	Fecal		CFU/100 mL	200	283.2	86400	-	99,398.0
5439000	5/11/1999	114	114	0.1782	20.31	1891	16.0281%	Fecal		CFU/100 mL	200	283.2	86400	-	99,398.0
5439000	6/7/1999	114	114	0.1782	20.31	1891	16.0281%	Fecal		CFU/100 mL	200	283.2	86400	-	99,398.0
5439000	3/25/2001	114	114	0.1782	20.31	1891	16.0281%	Fecal		CFU/100 mL	200	283.2	86400	-	99,398.0
5439000	4/14/2002	114	114	0.1782	20.31	1891	16.0281%	Fecal		CFU/100 mL	200	283.2	86400	-	99,398.0
5439000	3/18/2008	114	114	0.1782	20.31	1891	16.0281%	Fecal		CFU/100 mL	200	283.2	86400	-	99,398.0
5439000	5/30/2008	114	114	0.1782	20.31	1891	16.0281%	Fecal		CFU/100 mL	200	283.2	86400	-	99,398.0
5439000	10/24/2008	114	114	0.1782	20.31	1891	16.0281%	Fecal		CFU/100 mL	200	283.2	86400	-	99,398.0
5439000	11/7/2009	114	114	0.1782	20.31	1891	16.0281%	Fecal		CFU/100 mL	200	283.2	86400	-	99,398.0
5439000	11/13/2011	114	114	0.1782	20.31	1891	16.0281%	Fecal		CFU/100 mL	200	283.2	86400	-	99,398.0
5439000	6/15/2018	114	114	0.1782	20.31	1891	16.0281%	Fecal		CFU/100 mL	200	283.2	86400	-	99,398.0
5439000	10/15/2019	114	114	0.1782	20.31	1891	16.0281%	Fecal		CFU/100 mL	200	283.2	86400	-	99,398.0
5439000	1/14/2020	114	114	0.1782	20.31	1891	16.0281%	Fecal		CFU/100 mL	200	283.2	86400	-	99,398.0
5439000	4/5/2020	114	114	0.1782	20.31	1891	16.0281%	Fecal		CFU/100 mL	200	283.2	86400	-	99,398.0
5439000	3/26/2022	114	114	0.1459	16.64	2414	20.4611%	Fecal		CFU/100 mL	200	283.2	86400	-	81,413.8
5439000	4/15/2022	114	114	0.1459	16.64	2414	20.4611%	Fecal		CFU/100 mL	200	283.2	86400	-	81,413.8
5439000	1/9/1993	113	113	0.1782	20.13	1912	16.2061%	Fecal		CFU/100 mL	200	283.2	86400	-	98,526.1
5439000	5/10/1993	113	113	0.1782	20.13	1912	16.2061%	Fecal		CFU/100 mL	200	283.2	86400	-	98,526.1
5439000	7/4/1993	113	113	0.1782	20.13	1912	16.2061%	Fecal		CFU/100 mL	200	283.2	86400	-	98,526.1
5439000	10/18/1993	113	113	0.1782	20.13	1912	16.2061%	Fecal		CFU/100 mL	200	283.2	86400	-	98,526.1
5439000	3/15/1994	113	113	0.1782	20.13	1912	16.2061%	Fecal		CFU/100 mL	200	283.2	86400	-	98,526.1
5439000	8/13/1994	113	113	0.1782	20.13	1912	16.2061%	Fecal		CFU/100 mL	200	283.2	86400	-	98,526.1
5439000	11/16/1994	113	113	0.1782	20.13	1912	16.2061%	Fecal		CFU/100 mL	200	283.2	86400	-	98,526.1
5439000	2/21/1995	113	113	0.1782	20.13	1912	16.2061%	Fecal		CFU/100 mL	200	283.2	86400	-	98,526.1
5439000	6/8/1995	113	113	0.1782	20.13	1912	16.2061%	Fecal		CFU/100 mL	200	283.2	86400	-	98,526.1
5439000	6/15/1996	113	113	0.1782	20.13	1912	16.2061%	Fecal		CFU/100 mL	200	283.2	86400	-	98,526.1
5439000	8/3/1996	113	113	0.1782	20.13	1912	16.2061%	Fecal		CFU/100 mL	200	283.2	86400	-	98,526.1
5439000	3/8/1997	113	113	0.1782	20.13	1912	16.2061%	Fecal		CFU/100 mL	200	283.2	86400	-	98,526.1
5439000	1/11/1998	113	113	0.1782	20.13	1912	16.2061%	Fecal		CFU/100 mL	200	283.2	86400	-	98,526.1
5439000	2/16/1998	113	113	0.1782	20.13	1912	16.2061%	Fecal		CFU/100 mL	200	283.2	86400	-	98,526.1
5439000	11/12/1998	113	113	0.1782	20.13	1912	16.2061%	Fecal		CFU/100 mL	200	283.2	86400	-	98,526.1
5439000	6/5/2000	113	113	0.1782	20.13	1912	16.2061%	Fecal		CFU/100 mL	200	283.2	86400	-	98,526.1
5439000	1/30/2001	113	113	0.1782	20.13	1912	16.2061%	Fecal		CFU/100 mL	200	283.2	86400	-	98,526.1
5439000	5/18/2003	113	113	0.1782	20.13	1912	16.2061%	Fecal		CFU/100 mL	200	283.2	86400	-	98,526.1
5439000	4/3/2004	113	113	0.1782	20.13	1912	16.2061%	Fecal		CFU/100 mL	200	283.2	86400	-	98,526.1
5439000	9/6/2007	113	113	0.1782	20.13	1912	16.2061%	Fecal		CFU/100 mL	200	283.2	86400	-	98,526.1
5439000	4/18/2008	113	113	0.1782	20.13	1912	16.2061%	Fecal		CFU/100 mL	200	283.2	86400	-	98,526.1
5439000	3/14/2011	113	113	0.1782	20.13	1912	16.2061%	Fecal		CFU/100 mL	200	283.2	86400	-	98,526.1
5439000	12/21/2011	113	113	0.1782	20.13	1912	16.2061%	Fecal		CFU/100 mL	200	283.2	86400	-	98,526.1
5439000	5/17/2017	113	113	0.1782	20.13	1912	16.2061%	Fecal		CFU/100 mL	200	283.2	86400	-	98,526.1
5439000	10/12/2017	113	113	0.1782	20.13	1912	16.2061%	Fecal		CFU/100 mL	200	283.2	86400	-	98,526.1
5439000	5/24/2018	113	113	0.1782	20.13	1912	16.2061%	Fecal		CFU/100 mL	200	283.2	86400	-	98,526.1
5439000	4/12/2021	113	113	0.1782	20.13	1912	16.2061%	Fecal		CFU/100 mL	200	283.2	86400	-	98,526.1
5439000	2/10/1990	112	112	0.1782	19.96	1939	16.4350%	Fecal		CFU/100 mL	200	283.2	86400	-	97,654.1
5439000	5/8/1990	112	112	0.1782	19.96	1939	16.4350%	Fecal		CFU/100 mL	200	283.2	86400	-	97,654.1
5439000	3/10/1997	112	112	0.1782	19.96	1939	16.4350%	Fecal		CFU/100 mL	200	283.2	86400	-	97,654.1
5439000	5/11/1997	112	112	0.1782	19.96	1939	16.4350%	Fecal		CFU/100 mL	200	283.2	86400	-	97,654.1
5439000	3/20/1999	112	112	0.1782	19.96	1939	16.4350%	Fecal		CFU/100 mL	200	283.2	86400	-	97,654.1
5439000	5/10/1999	112	112	0.1782	19.96	1939	16.4350%	Fecal		CFU/100 mL	200	283.2	86400	-	97,654.1
5439000	6/4/2000	112	112	0.1782	19.96	1939	16.4350%	Fecal		CFU/100 mL	200	283.2	86400	-	97,654.1
5439000	5/3/2003	112	112	0.1782	19.96	1939	16.4350%	Fecal		CFU/100 mL	200	283.2	86400	-	97,654.1
5439000	7/24/2007	112	112	0.1782	19.96	1939	16.4350%	Fecal		CFU/100 mL	200	283.2	86400	-	97,654.1
5439000	8/15/2007	112	112	0.1782	19.96	1939	16.4350%	Fecal		CFU/100 mL	200	283.2	86400	-	97,654.1
5439000	5/16/2008	112	112	0.1782	19.96	1939	16.4350%	Fecal		CFU/100 mL	200	283.2	86400	-	97,654.1
5439000	5/11/2009	112	112	0.1782	19.96	1939	16.4350%	Fecal		CFU/100 mL	200	283.2	86400	-	97,654.1
5439000	1/2/2010	112	112	0.1782	19.96	1939	16.4350%	Fecal		CFU/100 mL	200	283.2	86400	-	97,654.1
5439000	5/20/2010	112	112	0.1782	19.96	1939	16.4350%	Fecal		CFU/100 mL	200	283.2	86400	-	97,654.1
5439000	6/7/2011	112	112	0.1782	19.96	1939	16.4350%	Fecal		CFU/100 mL	200	283.2	86400	-	97,654.1
5439000	12/5/2011	112	112	0.1782	19.96	1939	16.4350%	Fecal		CFU/100 mL	200	283.2	86400	-	97,654.1
5439000	5/22/2016	112	112	0.1782	19.96	1939	16.4350%	Fecal		CFU/100 mL	200	283.2	86400	-	97,654.1
5439000	6/17/2016	112	112	0.1782	19.96	1939	16.4350%	Fecal		CFU/100 mL	200	283.2	86400	-	97,654.1
5439000	1/4/2019	112	112	0.1782	19.96	1939	16.4350%	Fecal		CFU/100 mL	200	283.2	86400	-	97,654.1
5439000	2/12/2019	112	112	0.1782	19.96	1939	16.4350%	Fecal		CFU/100 mL	200	283.2	86400	-	97,654.1
5439000	3/25/2019	112	112	0.1782	19.96	1939	16.4350%	Fecal		CFU/100 mL	200	283.2	86400	-	97,654.1
5439000	1/2/2020	112	112	0.1782	19.96	1939	16.4350%	Fecal		CFU/100 mL	200	283.2	86400	-	97,654.1
5439000	5/27/2020	112	112	0.1782	19.96	1939	16.4350%	Fecal		CFU/100 mL	200	283.2	86400	-	97,654.1
5439000	5/18/1990	111	111	0.1782	19.78	1962	16.6299%	Fecal		CFU/100 mL	200	283.2	86400	-	96,782.2
5439000	12/22/1992	111	111	0.1782	19.78	1962	16.6299%	Fecal		CFU/100 mL	200	283.2	86400	-	96,782.2
5439000	3/12/1993	111	111	0.1782	19.78	1962	16.6299%	Fecal		CFU/100 mL	200	283.2	86400	-	96,782.2
5439000	12/25/1994	111	111	0.1782	19.78	1962	16.6299%	Fecal		CFU/100 mL	200	283.2	86400	-	96,782.2
5439000	3/12/1995	111	111	0.1782	19.78	1962	16.6299%	Fecal		CFU/100 mL	200	283.2	86400	-	96,782.2
5439000	3/9/1997	111	111	0.1782	19.78	1962	16.6299%	Fecal		CFU/100 mL	200	283.2	86400	-	96,782.2
5439000	1/10/1998	111	111	0.1782	19.78	1962	16.6299%	Fecal		CFU/100 mL	200	283.2	86400	-	96,782.2
5439000	3/24/1998	111	111	0.1782	19.78	1962	16.6299%	Fecal		CFU/100 mL	200	283.2	86400	-	96,782.2
5439000	6/20/1999	111	111	0.1782	19.78	1962	16.6299%	Fecal		CFU/100 mL	200	283.2	86400	-	96,782.2
5439000	5/31/2003	111	111	0.1782	19.78	1962	16.6299%	Fecal		CFU/100 mL	200	283.2	86400	-	96,782.2
5439000	3/17/2008	111	111	0.1782	19.78	1962	16.6299%	Fecal		CFU/100 mL	200	283.2	86400	-	96,782.2
5439000	12/12/2008	111	111	0.1782	19.78	1962	16.6299%	Fecal		CFU/100 mL	200	283.2	86400	-	96,782.2
5439000	5/31/2009	111	111	0.1782	19.78	1962	16.6299%	Fecal		CFU/100 mL	200	283.2	86400	-	96,782.2
5439000	6/21/2009	111	111	0.1782	19.78	1962	16.6299%	Fecal		CFU/100 mL	200	283.2	86400	-	96,782.2
5439000	6/21/2010	111	111	0.1782	19.78	1962	16.6299%	Fecal		CFU/100 mL	200	283.2	86400	-	96,782.2
5439000	5/19/2015	111	111	0.1782	19.78	1962	16.6299%	Fecal		CFU/100 mL	200	283.2	86400	-	96,782.2
5439000	5/30/2016	111	111	0.1782	19.78	1962	16.6299%	Fecal		CFU/100 mL	200	283.2	86400	-	96,782.2
5439000	5/29/2017	111	111	0.1782	19.78	1962	16.6299%	Fecal		CFU/100 mL	200	283.2	86400	-	96,782.2
5439000	1/10/2019	111	111	0.1782	19.78	1962	16.6299%	Fecal		CFU/100 mL	200	283.2	86400	-	96,782.2
5439000	9/4/2019	111	111	0.1782	19.78	1962	16.6299%	Fecal		CFU/100 mL	200	283.2	86400	-	96,782.2
5439000	12/1/2019	111	111	0.1782	19.78	1962	16.6299%	Fecal		CFU/100 mL	200	283.2	86400	-	96,782.2
5439000	5/5/2020	111	111	0.1782	19.78	1962	16.6299%	Fecal		CFU/100 mL	200	283.2	86400	-	96,782.2
5439000	11/7/1990	110	110	0.1782	19.60	1984	16.8164%	Fecal		CFU/100 mL	200	283.2	86400	-	95,910.3
5439000	2/19/1991	110	110	0.1782	19.60	1984	16.8164%	Fecal		CFU/100 mL	200	283.2	86400	-	95,910.3
5439000	1/4/1995	110	110	0.1782	19.60	1984	16.8164%	Fecal		CFU/100 mL	200	283.2	86400	-	95,910.3
5439000	5/4/1998	110	110	0.1782	19.60	1984	16.8164%	Fecal		CFU/100 mL	200	283.2	86400	-	95,910.3
5439000	5/4/1999	110	110	0.1782	19.60	1984	16.8164%	Fecal		CFU/100 mL	200	283.2	86400	-	95,910.3
5439000	5/13/2000	110	110	0.1782	19.60	1984	16.8164%	Fecal		CFU/100 mL	200	283.2	86400	-	95,910.3
5439000	4/13/2001	110	110	0.1782	19.60	1984	16.8164%	Fecal		CFU/100 mL	200	283.2	86400	-	95,910.3
5439000	6/9/2001	110	110	0.1782	19.60	1984	16.8164%	Fecal		CFU/100 mL	200	283.2	86400	-	95,910.3
5439000	9/19/2001	110	110	0.1782	19.60	1984	16.8164%	Fecal		CFU/100 mL	200	283.2	86400	-	95,910.3
5439000	3/9/2004	110	110	0.1782	19.60	1984	16.8164%	Fecal		CFU/100 mL	200	283.2	86400	-	95,910.3
5439000	2/8/2005	110	110	0.1782	19.60	1984	16.8164%	Fecal		CFU/100 mL	200	283.2	86400	-	95,910.3

Gage ID	Date	Discharge (CFS)	Gage Discharge (less Surrogate NPDES) (CFS)	Watershed Area Ratio	Calculated flow (CFS)	Rank	Flow Exceedance %	Parameter	Results	Units (mg or micro_gram	Limit/Standard	100mL/CF	sec/day	Actual Load (million colonies/day)	Allowable Load (million colonies/day)
5439000	9/7/2007	110	110	0.1782	19.60	1984	16.8164%	Fecal		CFU/100 mL	200	283.2	86400	-	95,910.3
5439000	3/8/2008	110	110	0.1782	19.60	1984	16.8164%	Fecal		CFU/100 mL	200	283.2	86400	-	95,910.3
5439000	8/29/2009	110	110	0.1782	19.60	1984	16.8164%	Fecal		CFU/100 mL	200	283.2	86400	-	95,910.3
5439000	3/6/2010	110	110	0.1782	19.60	1984	16.8164%	Fecal		CFU/100 mL	200	283.2	86400	-	95,910.3
5439000	2/28/2011	110	110	0.1782	19.60	1984	16.8164%	Fecal		CFU/100 mL	200	283.2	86400	-	95,910.3
5439000	5/5/2013	110	110	0.1782	19.60	1984	16.8164%	Fecal		CFU/100 mL	200	283.2	86400	-	95,910.3
5439000	4/12/2017	110	110	0.1782	19.60	1984	16.8164%	Fecal		CFU/100 mL	200	283.2	86400	-	95,910.3
5439000	5/14/2018	110	110	0.1782	19.60	1984	16.8164%	Fecal		CFU/100 mL	200	283.2	86400	-	95,910.3
5439000	4/3/2022	110	110	0.1459	16.05	2511	21.2833%	Fecal		CFU/100 mL	200	283.2	86400	-	78,557.2
5439000	2/23/1990	109	109	0.1782	19.42	2003	16.9775%	Fecal		CFU/100 mL	200	283.2	86400	-	95,038.4
5439000	3/25/1990	109	109	0.1782	19.42	2003	16.9775%	Fecal		CFU/100 mL	200	283.2	86400	-	95,038.4
5439000	12/13/1990	109	109	0.1782	19.42	2003	16.9775%	Fecal		CFU/100 mL	200	283.2	86400	-	95,038.4
5439000	3/11/1992	109	109	0.1782	19.42	2003	16.9775%	Fecal		CFU/100 mL	200	283.2	86400	-	95,038.4
5439000	4/19/1992	109	109	0.1782	19.42	2003	16.9775%	Fecal		CFU/100 mL	200	283.2	86400	-	95,038.4
5439000	9/1/1993	109	109	0.1782	19.42	2003	16.9775%	Fecal		CFU/100 mL	200	283.2	86400	-	95,038.4
5439000	5/20/1998	109	109	0.1782	19.42	2003	16.9775%	Fecal		CFU/100 mL	200	283.2	86400	-	95,038.4
5439000	6/17/1998	109	109	0.1782	19.42	2003	16.9775%	Fecal		CFU/100 mL	200	283.2	86400	-	95,038.4
5439000	5/21/1999	109	109	0.1782	19.42	2003	16.9775%	Fecal		CFU/100 mL	200	283.2	86400	-	95,038.4
5439000	2/23/2002	109	109	0.1782	19.42	2003	16.9775%	Fecal		CFU/100 mL	200	283.2	86400	-	95,038.4
5439000	6/15/2002	109	109	0.1782	19.42	2003	16.9775%	Fecal		CFU/100 mL	200	283.2	86400	-	95,038.4
5439000	12/13/2008	109	109	0.1782	19.42	2003	16.9775%	Fecal		CFU/100 mL	200	283.2	86400	-	95,038.4
5439000	4/14/2009	109	109	0.1782	19.42	2003	16.9775%	Fecal		CFU/100 mL	200	283.2	86400	-	95,038.4
5439000	11/28/2009	109	109	0.1782	19.42	2003	16.9775%	Fecal		CFU/100 mL	200	283.2	86400	-	95,038.4
5439000	3/25/2011	109	109	0.1782	19.42	2003	16.9775%	Fecal		CFU/100 mL	200	283.2	86400	-	95,038.4
5439000	5/31/2015	109	109	0.1782	19.42	2003	16.9775%	Fecal		CFU/100 mL	200	283.2	86400	-	95,038.4
5439000	6/30/2015	109	109	0.1782	19.42	2003	16.9775%	Fecal		CFU/100 mL	200	283.2	86400	-	95,038.4
5439000	4/15/2017	109	109	0.1782	19.42	2003	16.9775%	Fecal		CFU/100 mL	200	283.2	86400	-	95,038.4
5439000	4/21/2017	109	109	0.1782	19.42	2003	16.9775%	Fecal		CFU/100 mL	200	283.2	86400	-	95,038.4
5439000	11/19/2017	109	109	0.1782	19.42	2003	16.9775%	Fecal		CFU/100 mL	200	283.2	86400	-	95,038.4
5439000	12/29/2018	109	109	0.1782	19.42	2003	16.9775%	Fecal		CFU/100 mL	200	283.2	86400	-	95,038.4
5439000	7/19/2019	109	109	0.1782	19.42	2003	16.9775%	Fecal		CFU/100 mL	200	283.2	86400	-	95,038.4
5439000	11/23/2019	109	109	0.1782	19.42	2003	16.9775%	Fecal		CFU/100 mL	200	283.2	86400	-	95,038.4
5439000	4/13/2022	109	109	0.1459	15.91	2556	21.6647%	Fecal		CFU/100 mL	200	283.2	86400	-	77,843.0
5439000	4/2/1991	108	108	0.1782	19.24	2026	17.1724%	Fecal		CFU/100 mL	200	283.2	86400	-	94,166.5
5439000	5/11/1993	108	108	0.1782	19.24	2026	17.1724%	Fecal		CFU/100 mL	200	283.2	86400	-	94,166.5
5439000	1/19/1995	108	108	0.1782	19.24	2026	17.1724%	Fecal		CFU/100 mL	200	283.2	86400	-	94,166.5
5439000	5/20/1995	108	108	0.1782	19.24	2026	17.1724%	Fecal		CFU/100 mL	200	283.2	86400	-	94,166.5
5439000	5/25/1997	108	108	0.1782	19.24	2026	17.1724%	Fecal		CFU/100 mL	200	283.2	86400	-	94,166.5
5439000	5/17/1998	108	108	0.1782	19.24	2026	17.1724%	Fecal		CFU/100 mL	200	283.2	86400	-	94,166.5
5439000	2/8/1999	108	108	0.1782	19.24	2026	17.1724%	Fecal		CFU/100 mL	200	283.2	86400	-	94,166.5
5439000	2/9/1999	108	108	0.1782	19.24	2026	17.1724%	Fecal		CFU/100 mL	200	283.2	86400	-	94,166.5
5439000	3/11/2008	108	108	0.1782	19.24	2026	17.1724%	Fecal		CFU/100 mL	200	283.2	86400	-	94,166.5
5439000	4/19/2008	108	108	0.1782	19.24	2026	17.1724%	Fecal		CFU/100 mL	200	283.2	86400	-	94,166.5
5439000	6/16/2008	108	108	0.1782	19.24	2026	17.1724%	Fecal		CFU/100 mL	200	283.2	86400	-	94,166.5
5439000	7/11/2008	108	108	0.1782	19.24	2026	17.1724%	Fecal		CFU/100 mL	200	283.2	86400	-	94,166.5
5439000	2/16/2009	108	108	0.1782	19.24	2026	17.1724%	Fecal		CFU/100 mL	200	283.2	86400	-	94,166.5
5439000	5/21/2011	108	108	0.1782	19.24	2026	17.1724%	Fecal		CFU/100 mL	200	283.2	86400	-	94,166.5
5439000	2/12/2013	108	108	0.1782	19.24	2026	17.1724%	Fecal		CFU/100 mL	200	283.2	86400	-	94,166.5
5439000	7/5/2013	108	108	0.1782	19.24	2026	17.1724%	Fecal		CFU/100 mL	200	283.2	86400	-	94,166.5
5439000	8/31/2016	108	108	0.1782	19.24	2026	17.1724%	Fecal		CFU/100 mL	200	283.2	86400	-	94,166.5
5439000	12/1/2018	108	108	0.1782	19.24	2026	17.1724%	Fecal		CFU/100 mL	200	283.2	86400	-	94,166.5
5439000	2/27/2019	108	108	0.1782	19.24	2026	17.1724%	Fecal		CFU/100 mL	200	283.2	86400	-	94,166.5
5439000	11/8/2019	108	108	0.1782	19.24	2026	17.1724%	Fecal		CFU/100 mL	200	283.2	86400	-	94,166.5
5439000	1/3/2020	108	108	0.1782	19.24	2026	17.1724%	Fecal		CFU/100 mL	200	283.2	86400	-	94,166.5
5439000	5/26/1990	107	107	0.1782	19.06	2047	17.3504%	Fecal		CFU/100 mL	200	283.2	86400	-	93,294.6
5439000	8/23/1990	107	107	0.1782	19.06	2047	17.3504%	Fecal		CFU/100 mL	200	283.2	86400	-	93,294.6
5439000	4/13/1991	107	107	0.1782	19.06	2047	17.3504%	Fecal		CFU/100 mL	200	283.2	86400	-	93,294.6
5439000	3/11/1997	107	107	0.1782	19.06	2047	17.3504%	Fecal		CFU/100 mL	200	283.2	86400	-	93,294.6
5439000	2/15/1999	107	107	0.1782	19.06	2047	17.3504%	Fecal		CFU/100 mL	200	283.2	86400	-	93,294.6
5439000	5/5/1999	107	107	0.1782	19.06	2047	17.3504%	Fecal		CFU/100 mL	200	283.2	86400	-	93,294.6
5439000	4/5/2007	107	107	0.1782	19.06	2047	17.3504%	Fecal		CFU/100 mL	200	283.2	86400	-	93,294.6
5439000	3/20/2008	107	107	0.1782	19.06	2047	17.3504%	Fecal		CFU/100 mL	200	283.2	86400	-	93,294.6
5439000	4/9/2009	107	107	0.1782	19.06	2047	17.3504%	Fecal		CFU/100 mL	200	283.2	86400	-	93,294.6
5439000	4/11/2010	107	107	0.1782	19.06	2047	17.3504%	Fecal		CFU/100 mL	200	283.2	86400	-	93,294.6
5439000	4/18/2011	107	107	0.1782	19.06	2047	17.3504%	Fecal		CFU/100 mL	200	283.2	86400	-	93,294.6
5439000	4/5/2014	107	107	0.1782	19.06	2047	17.3504%	Fecal		CFU/100 mL	200	283.2	86400	-	93,294.6
5439000	4/14/2014	107	107	0.1782	19.06	2047	17.3504%	Fecal		CFU/100 mL	200	283.2	86400	-	93,294.6
5439000	7/15/2014	107	107	0.1782	19.06	2047	17.3504%	Fecal		CFU/100 mL	200	283.2	86400	-	93,294.6
5439000	3/18/2016	107	107	0.1782	19.06	2047	17.3504%	Fecal		CFU/100 mL	200	283.2	86400	-	93,294.6
5439000	4/8/2016	107	107	0.1782	19.06	2047	17.3504%	Fecal		CFU/100 mL	200	283.2	86400	-	93,294.6
5439000	5/21/2017	107	107	0.1782	19.06	2047	17.3504%	Fecal		CFU/100 mL	200	283.2	86400	-	93,294.6
5439000	7/18/2019	107	107	0.1782	19.06	2047	17.3504%	Fecal		CFU/100 mL	200	283.2	86400	-	93,294.6
5439000	2/6/2020	107	107	0.1782	19.06	2047	17.3504%	Fecal		CFU/100 mL	200	283.2	86400	-	93,294.6
5439000	6/22/2021	107	107	0.1782	19.06	2047	17.3504%	Fecal		CFU/100 mL	200	283.2	86400	-	93,294.6
5439000	3/2/1990	106	106	0.1782	18.89	2067	17.5199%	Fecal		CFU/100 mL	200	283.2	86400	-	92,422.7
5439000	4/22/1991	106	106	0.1782	18.89	2067	17.5199%	Fecal		CFU/100 mL	200	283.2	86400	-	92,422.7
5439000	8/29/1993	106	106	0.1782	18.89	2067	17.5199%	Fecal		CFU/100 mL	200	283.2	86400	-	92,422.7
5439000	12/26/1994	106	106	0.1782	18.89	2067	17.5199%	Fecal		CFU/100 mL	200	283.2	86400	-	92,422.7
5439000	12/27/1994	106	106	0.1782	18.89	2067	17.5199%	Fecal		CFU/100 mL	200	283.2	86400	-	92,422.7
5439000	4/17/1995	106	106	0.1782	18.89	2067	17.5199%	Fecal		CFU/100 mL	200	283.2	86400	-	92,422.7
5439000	2/19/2001	106	106	0.1782	18.89	2067	17.5199%	Fecal		CFU/100 mL	200	283.2	86400	-	92,422.7
5439000	2/21/2001	106	106	0.1782	18.89	2067	17.5199%	Fecal		CFU/100 mL	200	283.2	86400	-	92,422.7
5439000	5/22/2003	106	106	0.1782	18.89	2067	17.5199%	Fecal		CFU/100 mL	200	283.2	86400	-	92,422.7
5439000	3/24/2010	106	106	0.1782	18.89	2067	17.5199%	Fecal		CFU/100 mL	200	283.2	86400	-	92,422.7
5439000	2/24/2011	106	106	0.1782	18.89	2067	17.5199%	Fecal		CFU/100 mL	200	283.2	86400	-	92,422.7
5439000	6/8/2011	106	106	0.1782	18.89	2067	17.5199%	Fecal		CFU/100 mL	200	283.2	86400	-	92,422.7
5439000	5/11/2012	106	106	0.1782	18.89	2067	17.5199%	Fecal		CFU/100 mL	200	283.2	86400	-	92,422.7
5439000	5/1/2013	106	106	0.1782	18.89	2067	17.5199%	Fecal		CFU/100 mL	200	283.2	86400	-	92,422.7
5439000	12/7/2015	106	106	0.1782	18.89	2067	17.5199%	Fecal		CFU/100 mL	200	283.2	86400	-	92,422.7
5439000	12/13/2015	106	106	0.1782	18.89	2067	17.5199%	Fecal		CFU/100 mL	200	283.2	86400	-	92,422.7
5439000	1/4/2016	106	106	0.1782	18.89	2067	17.5199%	Fecal		CFU/100 mL	200	283.2	86400	-	92,422.7
5439000	3/28/2016	106	106	0.1782	18.89	2067	17.5199%	Fecal		CFU/100 mL	200	283.2	86400	-	92,422.7
5439000	3/7/2018	106	106	0.1782	18.89	2067	17.5199%	Fecal		CFU/100 mL	200	283.2	86400	-	92,422.7
5439000	12/8/2018	106	106	0.1782	18.89	2067	17.5199%	Fecal		CFU/100 mL	200	283.2	86400	-	92,422.7
5439000	11/28/2019	106	106	0.1782	18.89	2067	17.5199%	Fecal		CFU/100 mL	200	283.2	86400	-	92,422.7
5439000	1/15/2020	106	106	0.1782	18.89	2067	17.5199%	Fecal		CFU/100 mL	200	283.2	86400	-	92,422.7
5439000	3/22/2020	106	106	0.1782	18.89	2067	17.5199%	Fecal		CFU/100 mL	200	283.2	86400	-	92,422.7
5439000	5/29/2020	106	106	0.1782	18.89	2067	17.5199%	Fecal		CFU/100 mL	200	283.2	86400	-	92,422.7
5439000	3/31/2022	106	106	0.1459	15.47	2633	22.3173%	Fecal		CFU/100 mL	200	283.2	86400	-	75,700.5
5439000	4/2/2022	106	106	0.1459	15.47	2633	22.3173%	Fecal		CFU/100 mL	200	283.2	86400	-	75,700.5
5439000	7/2/1990	105	105	0.1782	18.71	2091	17.7233%	Fecal		CFU/100 mL	200	283.2	86400	-	91,550.8
5439000	11/5/1992	105	105	0.1782	18.71	2091	17.7233%	Fecal		CFU/100 mL	200	283.2	86400	-	91,550.8
5439000	12/4/1992	105	105	0.1782	18.71	2091	17.7233%	Fecal		CFU/100 mL	200	283.2	86400	-	91,550.8
5439000	3/27/1994	105	105	0.1782	18.71	2091	17.7233%	Fecal		CFU/100 mL	200	283.2	86400	-	91,550.8
5439000	2/17/1998	105	105	0.1782	18.71	2091	17.7233%	Fecal		CFU/100 mL	200	283.2	86400	-	91,550.8
5439000	6/18/1998	105	105	0.1782	18.71	2091	17.7233%	Fecal		CFU/100 mL	200	283.2	86400	-	91,550.8
5439000	12/9/1998	105	105	0.1782	18.71	2091	17.7233%	Fecal		CFU/100 mL	200	283.2	86400	-	91,550.8
5439000	4/19/2000	105	105	0.1782	18.71	2091	17.7233%	Fecal		CFU/100 mL	200	283.2	86400	-	91,550.8
5439000	6/29/2000	105	105	0.1782	18.71	2091	17.7233%	Fecal		CFU/100 mL	200	283.2	86400	-	91,550.8
5439000	5/8/2003	105	105	0.1782	18.71	2091	17.7233%	Fecal		CFU/100 mL	200	283.2	86400	-	91,550.8
5439000	5/19/2003	105	105	0.1782	18.71	2091	17.7233%	Fecal		CFU/100 mL	200	283.2	86400	-	91,550.8
5439000	3/21/2008	105	105	0.1782	18.71	2091	17.7233%	Fecal		CFU/100 mL	200	283.2	86400	-	91,550.8
5439000	3/15/2011	105	105	0.1782	18.71	2091	17.7233%	Fecal		CFU/100 mL	200	283.2	86400	-	91,550.8
5439000	6/27/2014	105	105	0.1782	18.71	2091	17.7233%	Fecal		CFU/100 mL	200	283.2	86400	-	91,550.8
5439000	11/23/2015	105	105	0.1782	18.71	2091	17.7233%	Fecal		CFU/100 mL	200	283.2	86400	-	91,550.8
5439000	4/3/2016	105	105	0.1782	18.71	2091	17.7233%	Fecal		CFU/100 mL	200	283.2	86400	-	91,550.8
5439000	4/6/2016	105	105	0.1782	18.71	2091	17.7233%	Fecal		CFU/100 mL	200	283.2	86400	-	91,550.8
5439000	7/7/2016	105	105	0.1782	18.71	2091	17.7233%	Fecal		CFU/100 mL	200	283.2	86400	-	91,550.8
5439000	4/13/2017	105	105	0.1782	18.71	2091	17.7233%	Fecal		CFU/100 mL	200	283.2	86400	-	91,550.8
5439000	6/18/2019	105	105	0.1782	18.71	2091	17.7233%	Fecal		CFU/100 mL	200	283.2	86400	-	91,550.8
5439000	10/16/2019	105	105	0.1782	18.71	2091	17.7233%	Fecal		CFU/100 mL	200	283.2	86400	-	91,550.8
5439000	12/3/1991	104	104	0.1782	18.53	2113	17.9098%	Fecal		CFU/100 mL	200	283.2	86400	-	90,678.8
5439000	4/20/1992	104	104	0.1782	18.53	2113	17.9098%	Fecal		CFU/100 mL	200	283.2	86400	-	90,678.8
5439000	1/26/1993	104	104	0.1782	18.53	2113	17.9098%	Fecal		CFU/100 mL	200	283.2	86400	-	90,678.8
5439000	4/21/1995	104	104	0.1782	18.53	2113	17.9098%	Fecal		CFU/100 mL	200	283.2	86400	-	90,678.8

Gage ID	Date	Discharge (CFS)	Gage Discharge (less Surrogate NPDES) (CFS)	Watershed Area Ratio	Calculated flow (CFS)	Rank	Flow Exceedance %	Parameter	Results	Units (mg or micro_gram	Limit/Standard	100mL/CF	sec/day	Actual Load (million colonies/day)	Allowable Load (million colonies/day)
5439000	5/2/1995	104	104	0.1782	18.53	2113	17.9098%	Fecal		CFU/100 mL	200	283.2	86400	-	90,678.8
5439000	3/25/1998	104	104	0.1782	18.53	2113	17.9098%	Fecal		CFU/100 mL	200	283.2	86400	-	90,678.8
5439000	5/22/1999	104	104	0.1782	18.53	2113	17.9098%	Fecal		CFU/100 mL	200	283.2	86400	-	90,678.8
5439000	7/13/2000	104	104	0.1782	18.53	2113	17.9098%	Fecal		CFU/100 mL	200	283.2	86400	-	90,678.8
5439000	3/14/2002	104	104	0.1782	18.53	2113	17.9098%	Fecal		CFU/100 mL	200	283.2	86400	-	90,678.8
5439000	5/3/2002	104	104	0.1782	18.53	2113	17.9098%	Fecal		CFU/100 mL	200	283.2	86400	-	90,678.8
5439000	5/26/2002	104	104	0.1782	18.53	2113	17.9098%	Fecal		CFU/100 mL	200	283.2	86400	-	90,678.8
5439000	2/24/2004	104	104	0.1782	18.53	2113	17.9098%	Fecal		CFU/100 mL	200	283.2	86400	-	90,678.8
5439000	5/3/2007	104	104	0.1782	18.53	2113	17.9098%	Fecal		CFU/100 mL	200	283.2	86400	-	90,678.8
5439000	6/5/2007	104	104	0.1782	18.53	2113	17.9098%	Fecal		CFU/100 mL	200	283.2	86400	-	90,678.8
5439000	7/13/2007	104	104	0.1782	18.53	2113	17.9098%	Fecal		CFU/100 mL	200	283.2	86400	-	90,678.8
5439000	3/24/2008	104	104	0.1782	18.53	2113	17.9098%	Fecal		CFU/100 mL	200	283.2	86400	-	90,678.8
5439000	10/8/2008	104	104	0.1782	18.53	2113	17.9098%	Fecal		CFU/100 mL	200	283.2	86400	-	90,678.8
5439000	6/4/2009	104	104	0.1782	18.53	2113	17.9098%	Fecal		CFU/100 mL	200	283.2	86400	-	90,678.8
5439000	6/18/2014	104	104	0.1782	18.53	2113	17.9098%	Fecal		CFU/100 mL	200	283.2	86400	-	90,678.8
5439000	6/2/2016	104	104	0.1782	18.53	2113	17.9098%	Fecal		CFU/100 mL	200	283.2	86400	-	90,678.8
5439000	3/3/2017	104	104	0.1782	18.53	2113	17.9098%	Fecal		CFU/100 mL	200	283.2	86400	-	90,678.8
5439000	4/14/2017	104	104	0.1782	18.53	2113	17.9098%	Fecal		CFU/100 mL	200	283.2	86400	-	90,678.8
5439000	10/21/2019	104	104	0.1782	18.53	2113	17.9098%	Fecal		CFU/100 mL	200	283.2	86400	-	90,678.8
5439000	4/6/2020	104	104	0.1782	18.53	2113	17.9098%	Fecal		CFU/100 mL	200	283.2	86400	-	90,678.8
5439000	5/28/2020	104	104	0.1782	18.53	2113	17.9098%	Fecal		CFU/100 mL	200	283.2	86400	-	90,678.8
5439000	6/6/1991	103	103	0.1782	18.35	2138	18.1217%	Fecal		CFU/100 mL	200	283.2	86400	-	89,806.9
5439000	12/15/1991	103	103	0.1782	18.35	2138	18.1217%	Fecal		CFU/100 mL	200	283.2	86400	-	89,806.9
5439000	7/5/1993	103	103	0.1782	18.35	2138	18.1217%	Fecal		CFU/100 mL	200	283.2	86400	-	89,806.9
5439000	8/25/1993	103	103	0.1782	18.35	2138	18.1217%	Fecal		CFU/100 mL	200	283.2	86400	-	89,806.9
5439000	8/5/1996	103	103	0.1782	18.35	2138	18.1217%	Fecal		CFU/100 mL	200	283.2	86400	-	89,806.9
5439000	3/1/1998	103	103	0.1782	18.35	2138	18.1217%	Fecal		CFU/100 mL	200	283.2	86400	-	89,806.9
5439000	3/12/1998	103	103	0.1782	18.35	2138	18.1217%	Fecal		CFU/100 mL	200	283.2	86400	-	89,806.9
5439000	5/18/1998	103	103	0.1782	18.35	2138	18.1217%	Fecal		CFU/100 mL	200	283.2	86400	-	89,806.9
5439000	6/20/1998	103	103	0.1782	18.35	2138	18.1217%	Fecal		CFU/100 mL	200	283.2	86400	-	89,806.9
5439000	10/21/1998	103	103	0.1782	18.35	2138	18.1217%	Fecal		CFU/100 mL	200	283.2	86400	-	89,806.9
5439000	4/25/2000	103	103	0.1782	18.35	2138	18.1217%	Fecal		CFU/100 mL	200	283.2	86400	-	89,806.9
5439000	4/15/2002	103	103	0.1782	18.35	2138	18.1217%	Fecal		CFU/100 mL	200	283.2	86400	-	89,806.9
5439000	6/18/2004	103	103	0.1782	18.35	2138	18.1217%	Fecal		CFU/100 mL	200	283.2	86400	-	89,806.9
5439000	2/18/2005	103	103	0.1782	18.35	2138	18.1217%	Fecal		CFU/100 mL	200	283.2	86400	-	89,806.9
5439000	3/22/2008	103	103	0.1782	18.35	2138	18.1217%	Fecal		CFU/100 mL	200	283.2	86400	-	89,806.9
5439000	6/14/2008	103	103	0.1782	18.35	2138	18.1217%	Fecal		CFU/100 mL	200	283.2	86400	-	89,806.9
5439000	9/26/2008	103	103	0.1782	18.35	2138	18.1217%	Fecal		CFU/100 mL	200	283.2	86400	-	89,806.9
5439000	12/18/2008	103	103	0.1782	18.35	2138	18.1217%	Fecal		CFU/100 mL	200	283.2	86400	-	89,806.9
5439000	12/19/2008	103	103	0.1782	18.35	2138	18.1217%	Fecal		CFU/100 mL	200	283.2	86400	-	89,806.9
5439000	3/22/2009	103	103	0.1782	18.35	2138	18.1217%	Fecal		CFU/100 mL	200	283.2	86400	-	89,806.9
5439000	5/12/2009	103	103	0.1782	18.35	2138	18.1217%	Fecal		CFU/100 mL	200	283.2	86400	-	89,806.9
5439000	5/26/2009	103	103	0.1782	18.35	2138	18.1217%	Fecal		CFU/100 mL	200	283.2	86400	-	89,806.9
5439000	5/21/2010	103	103	0.1782	18.35	2138	18.1217%	Fecal		CFU/100 mL	200	283.2	86400	-	89,806.9
5439000	6/19/2011	103	103	0.1782	18.35	2138	18.1217%	Fecal		CFU/100 mL	200	283.2	86400	-	89,806.9
5439000	5/5/2018	103	103	0.1782	18.35	2138	18.1217%	Fecal		CFU/100 mL	200	283.2	86400	-	89,806.9
5439000	6/10/2019	103	103	0.1782	18.35	2138	18.1217%	Fecal		CFU/100 mL	200	283.2	86400	-	89,806.9
5439000	10/23/2019	103	103	0.1782	18.35	2138	18.1217%	Fecal		CFU/100 mL	200	283.2	86400	-	89,806.9
5439000	11/9/2019	103	103	0.1782	18.35	2138	18.1217%	Fecal		CFU/100 mL	200	283.2	86400	-	89,806.9
5439000	2/26/1990	102	102	0.1782	18.17	2166	18.3590%	Fecal		CFU/100 mL	200	283.2	86400	-	88,935.0
5439000	3/5/1990	102	102	0.1782	18.17	2166	18.3590%	Fecal		CFU/100 mL	200	283.2	86400	-	88,935.0
5439000	12/6/1990	102	102	0.1782	18.17	2166	18.3590%	Fecal		CFU/100 mL	200	283.2	86400	-	88,935.0
5439000	12/17/1990	102	102	0.1782	18.17	2166	18.3590%	Fecal		CFU/100 mL	200	283.2	86400	-	88,935.0
5439000	2/27/1992	102	102	0.1782	18.17	2166	18.3590%	Fecal		CFU/100 mL	200	283.2	86400	-	88,935.0
5439000	12/3/1992	102	102	0.1782	18.17	2166	18.3590%	Fecal		CFU/100 mL	200	283.2	86400	-	88,935.0
5439000	10/19/1993	102	102	0.1782	18.17	2166	18.3590%	Fecal		CFU/100 mL	200	283.2	86400	-	88,935.0
5439000	11/17/1994	102	102	0.1782	18.17	2166	18.3590%	Fecal		CFU/100 mL	200	283.2	86400	-	88,935.0
5439000	3/13/1995	102	102	0.1782	18.17	2166	18.3590%	Fecal		CFU/100 mL	200	283.2	86400	-	88,935.0
5439000	11/2/1995	102	102	0.1782	18.17	2166	18.3590%	Fecal		CFU/100 mL	200	283.2	86400	-	88,935.0
5439000	6/29/1996	102	102	0.1782	18.17	2166	18.3590%	Fecal		CFU/100 mL	200	283.2	86400	-	88,935.0
5439000	3/12/1997	102	102	0.1782	18.17	2166	18.3590%	Fecal		CFU/100 mL	200	283.2	86400	-	88,935.0
5439000	6/8/1999	102	102	0.1782	18.17	2166	18.3590%	Fecal		CFU/100 mL	200	283.2	86400	-	88,935.0
5439000	6/22/1999	102	102	0.1782	18.17	2166	18.3590%	Fecal		CFU/100 mL	200	283.2	86400	-	88,935.0
5439000	6/22/2000	102	102	0.1782	18.17	2166	18.3590%	Fecal		CFU/100 mL	200	283.2	86400	-	88,935.0
5439000	4/15/2001	102	102	0.1782	18.17	2166	18.3590%	Fecal		CFU/100 mL	200	283.2	86400	-	88,935.0
5439000	6/12/2008	102	102	0.1782	18.17	2166	18.3590%	Fecal		CFU/100 mL	200	283.2	86400	-	88,935.0
5439000	1/6/2009	102	102	0.1782	18.17	2166	18.3590%	Fecal		CFU/100 mL	200	283.2	86400	-	88,935.0
5439000	4/13/2009	102	102	0.1782	18.17	2166	18.3590%	Fecal		CFU/100 mL	200	283.2	86400	-	88,935.0
5439000	5/23/2009	102	102	0.1782	18.17	2166	18.3590%	Fecal		CFU/100 mL	200	283.2	86400	-	88,935.0
5439000	12/24/2009	102	102	0.1782	18.17	2166	18.3590%	Fecal		CFU/100 mL	200	283.2	86400	-	88,935.0
5439000	5/3/2011	102	102	0.1782	18.17	2166	18.3590%	Fecal		CFU/100 mL	200	283.2	86400	-	88,935.0
5439000	3/4/2012	102	102	0.1782	18.17	2166	18.3590%	Fecal		CFU/100 mL	200	283.2	86400	-	88,935.0
5439000	3/19/2013	102	102	0.1782	18.17	2166	18.3590%	Fecal		CFU/100 mL	200	283.2	86400	-	88,935.0
5439000	1/28/2017	102	102	0.1782	18.17	2166	18.3590%	Fecal		CFU/100 mL	200	283.2	86400	-	88,935.0
5439000	5/18/2017	102	102	0.1782	18.17	2166	18.3590%	Fecal		CFU/100 mL	200	283.2	86400	-	88,935.0
5439000	5/19/2018	102	102	0.1782	18.17	2166	18.3590%	Fecal		CFU/100 mL	200	283.2	86400	-	88,935.0
5439000	3/23/2019	102	102	0.1782	18.17	2166	18.3590%	Fecal		CFU/100 mL	200	283.2	86400	-	88,935.0
5439000	3/26/2019	102	102	0.1782	18.17	2166	18.3590%	Fecal		CFU/100 mL	200	283.2	86400	-	88,935.0
5439000	3/24/2020	102	102	0.1782	18.17	2166	18.3590%	Fecal		CFU/100 mL	200	283.2	86400	-	88,935.0
5439000	5/25/1990	101	101	0.1782	18.00	2196	18.6133%	Fecal		CFU/100 mL	200	283.2	86400	-	88,063.1
5439000	6/18/1990	101	101	0.1782	18.00	2196	18.6133%	Fecal		CFU/100 mL	200	283.2	86400	-	88,063.1
5439000	6/12/1991	101	101	0.1782	18.00	2196	18.6133%	Fecal		CFU/100 mL	200	283.2	86400	-	88,063.1
5439000	5/14/1996	101	101	0.1782	18.00	2196	18.6133%	Fecal		CFU/100 mL	200	283.2	86400	-	88,063.1
5439000	2/29/2000	101	101	0.1782	18.00	2196	18.6133%	Fecal		CFU/100 mL	200	283.2	86400	-	88,063.1
5439000	3/5/2001	101	101	0.1782	18.00	2196	18.6133%	Fecal		CFU/100 mL	200	283.2	86400	-	88,063.1
5439000	4/16/2001	101	101	0.1782	18.00	2196	18.6133%	Fecal		CFU/100 mL	200	283.2	86400	-	88,063.1
5439000	12/18/2006	101	101	0.1782	18.00	2196	18.6133%	Fecal		CFU/100 mL	200	283.2	86400	-	88,063.1
5439000	4/6/2008	101	101	0.1782	18.00	2196	18.6133%	Fecal		CFU/100 mL	200	283.2	86400	-	88,063.1
5439000	1/4/2011	101	101	0.1782	18.00	2196	18.6133%	Fecal		CFU/100 mL	200	283.2	86400	-	88,063.1
5439000	3/6/2012	101	101	0.1782	18.00	2196	18.6133%	Fecal		CFU/100 mL	200	283.2	86400	-	88,063.1
5439000	5/25/2016	101	101	0.1782	18.00	2196	18.6133%	Fecal		CFU/100 mL	200	283.2	86400	-	88,063.1
5439000	3/24/2019	101	101	0.1782	18.00	2196	18.6133%	Fecal		CFU/100 mL	200	283.2	86400	-	88,063.1
5439000	4/28/2020	101	101	0.1782	18.00	2196	18.6133%	Fecal		CFU/100 mL	200	283.2	86400	-	88,063.1
5439000	3/28/2021	101	101	0.1782	18.00	2196	18.6133%	Fecal		CFU/100 mL	200	283.2	86400	-	88,063.1
5439000	5/23/1990	100	100	0.1782	17.82	2211	18.7405%	Fecal		CFU/100 mL	200	283.2	86400	-	87,191.2
5439000	6/14/1990	100	100	0.1782	17.82	2211	18.7405%	Fecal		CFU/100 mL	200	283.2	86400	-	87,191.2
5439000	2/4/1991	100	100	0.1782	17.82	2211	18.7405%	Fecal		CFU/100 mL	200	283.2	86400	-	87,191.2
5439000	5/21/1991	100	100	0.1782	17.82	2211	18.7405%	Fecal		CFU/100 mL	200	283.2	86400	-	87,191.2
5439000	5/12/1993	100	100	0.1782	17.82	2211	18.7405%	Fecal		CFU/100 mL	200	283.2	86400	-	87,191.2
5439000	2/18/1994	100	100	0.1782	17.82	2211	18.7405%	Fecal		CFU/100 mL	200	283.2	86400	-	87,191.2
5439000	12/30/1994	100	100	0.1782	17.82	2211	18.7405%	Fecal		CFU/100 mL	200	283.2	86400	-	87,191.2
5439000	6/21/1999	100	100	0.1782	17.82	2211	18.7405%	Fecal		CFU/100 mL	200	283.2	86400	-	87,191.2
5439000	6/23/1999	100	100	0.1782	17.82	2211	18.7405%	Fecal		CFU/100 mL	200	283.2	86400	-	87,191.2
5439000	6/23/2000	100	100	0.1782	17.82	2211	18.7405%	Fecal		CFU/100 mL	200	283.2	86400	-	87,191.2
5439000	3/13/2001	100	100	0.1782	17.82	2211	18.7405%	Fecal		CFU/100 mL	200	283.2	86400	-	87,191.2
5439000	1/16/2005	100	100	0.1782	17.82	2211	18.7405%	Fecal		CFU/100 mL	200	283.2	86400	-	87,191.2
5439000	6/11/2006	100	100	0.1782	17.82	2211	18.7405%	Fecal		CFU/100 mL	200	283.2	86400	-	87,191.2
5439000	4/6/2007	100	100	0.1782	17.82	2211	18.7405%	Fecal		CFU/100 mL	200	283.2	86400	-	87,191.2
5439000	6/20/2011	100	100	0.1782	17.82	2211	18.7405%	Fecal		CFU/100 mL	200	283.2	86400	-	87,191.2
5439000	5/2/2013	100	100	0.1782	17.82	2211	18.7405%	Fecal		CFU/100 mL	200	283.2	86400	-	87,191.2
5439000	3/24/2014	100	100	0.1782	17.82	2211	18.7405%	Fecal		CFU/100 mL	200	283.2	86400	-	87,191.2
5439000	4/12/2015	100	100	0.1782	17.82	2211	18.7405%	Fecal		CFU/100 mL	200	283.2	86400	-	87,191.2
5439000	4/29/2015	100	100	0.1782	17.82	2211	18.7405%	Fecal		CFU/100 mL	200	283.2	86400	-	87,191.2
5439000	5/26/2017	100	100	0.1782	17.82	2211	18.7405%	Fecal		CFU/100 mL	200	283.2	86400	-	87,191.2
5439000	2/17/2009	99.9	99.9	0.1782	17.80	2231	18.9100%	Fecal		CFU/100 mL	200	283.2	86400	-	87,104.0
5439000	5/22/2009	99.9	99.9	0.1782	17.80	2231	18.9100%	Fecal		CFU/100 mL	200	283.2	86400	-	87,104.0
5439000	5/22/2011	99.9	99.9	0.1782	17.80	2231	18.9100%	Fecal		CFU/100 mL	200	283.2	86400	-	87,104.0
5439000	6/12/2015	99.9	99.9	0.1782	17.80	2231	18.9100%	Fecal		CFU/100 mL	200	283.2	86400	-	87,104.0
5439000	3/23/2020	99.9	99.9	0.1782	17.80	2231	18.9100%	Fecal		CFU/100 mL	200	283.2	86400	-	87,104.0
5439000	7/15/2015	99.8	99.8	0.1782	17.78	2236	18.9524%	Fecal		CFU/100 mL	200	283.2	86400	-	87,016.8
5439000	5/27/2002	99.6	99.6	0.1782	17.75	2237	18.9608%	Fecal		CFU/100 mL	200	283.2	86400	-	86,842.4
5439000	5/23/2016	99.6	99.6	0.1782	17.75	2237	18.9608%	Fecal		CFU/100 mL	200	283.2	86400	-	86,842.4
5439000	3/14/2020	99.6	99.6	0.1782	17.75	2237	18.9608%	Fecal		CFU/100 mL	200	283.2	86400	-	86,842.4
5439000	12/27/2006	99.5	99.5	0.1782	17.73	2240	18.9863%	Fecal		CFU/100 mL	200	283.2	86400	-	86,755.2
5439000	3/19/1994	99.4	99.4	0.1782	17.71	2241	18.9947%	Fecal		CFU/100 mL	200	283.2	86400	-	86,668.1

Gage ID	Date	Discharge (CFS)	Gage Discharge (less Surrogate NPDES) (CFS)	Watershed Area Ratio	Calculated flow (CFS)	Rank	Flow Exceedance %	Parameter	Results	Units (mg or micro_gram	Limit/Standard	100mL/CF	sec/day	Actual Load (million colonies/day)	Allowable Load (million colonies/day)
5439000	5/17/2008	99.4	99.4	0.1782	17.71	2241	18.9947%	Fecal		CFU/100 mL	200	283.2	86400	-	86,668.1
5439000	5/8/2016	99.4	99.4	0.1782	17.71	2241	18.9947%	Fecal		CFU/100 mL	200	283.2	86400	-	86,668.1
5439000	6/8/2008	99.3	99.3	0.1782	17.69	2244	19.0202%	Fecal		CFU/100 mL	200	283.2	86400	-	86,580.9
5439000	5/6/2013	99.3	99.3	0.1782	17.69	2244	19.0202%	Fecal		CFU/100 mL	200	283.2	86400	-	86,580.9
5439000	1/12/2016	99.3	99.3	0.1782	17.69	2244	19.0202%	Fecal		CFU/100 mL	200	283.2	86400	-	86,580.9
5439000	4/11/2022	99.3	99.3	0.1459	14.49	2809	23.8091%	Fecal		CFU/100 mL	200	283.2	86400	-	70,915.7
5439000	6/16/2013	99.2	99.2	0.1782	17.67	2247	19.0456%	Fecal		CFU/100 mL	200	283.2	86400	-	86,493.7
5439000	3/5/1994	99.1	99.1	0.1782	17.66	2248	19.0541%	Fecal		CFU/100 mL	200	283.2	86400	-	86,406.5
5439000	3/10/1994	99.1	99.1	0.1782	17.66	2248	19.0541%	Fecal		CFU/100 mL	200	283.2	86400	-	86,406.5
5439000	5/7/2010	99.1	99.1	0.1782	17.66	2248	19.0541%	Fecal		CFU/100 mL	200	283.2	86400	-	86,406.5
5439000	2/1/1990	99	99	0.1782	17.64	2251	19.0795%	Fecal		CFU/100 mL	200	283.2	86400	-	86,319.3
5439000	2/3/1990	99	99	0.1782	17.64	2251	19.0795%	Fecal		CFU/100 mL	200	283.2	86400	-	86,319.3
5439000	5/27/1990	99	99	0.1782	17.64	2251	19.0795%	Fecal		CFU/100 mL	200	283.2	86400	-	86,319.3
5439000	12/15/1990	99	99	0.1782	17.64	2251	19.0795%	Fecal		CFU/100 mL	200	283.2	86400	-	86,319.3
5439000	3/4/1991	99	99	0.1782	17.64	2251	19.0795%	Fecal		CFU/100 mL	200	283.2	86400	-	86,319.3
5439000	4/21/1992	99	99	0.1782	17.64	2251	19.0795%	Fecal		CFU/100 mL	200	283.2	86400	-	86,319.3
5439000	11/11/1992	99	99	0.1782	17.64	2251	19.0795%	Fecal		CFU/100 mL	200	283.2	86400	-	86,319.3
5439000	6/9/1995	99	99	0.1782	17.64	2251	19.0795%	Fecal		CFU/100 mL	200	283.2	86400	-	86,319.3
5439000	3/26/1998	99	99	0.1782	17.64	2251	19.0795%	Fecal		CFU/100 mL	200	283.2	86400	-	86,319.3
5439000	5/28/2008	99	99	0.1782	17.64	2251	19.0795%	Fecal		CFU/100 mL	200	283.2	86400	-	86,319.3
5439000	6/25/2009	99	99	0.1782	17.64	2251	19.0795%	Fecal		CFU/100 mL	200	283.2	86400	-	86,319.3
5439000	7/2/2018	98.9	98.9	0.1782	17.62	2262	19.1727%	Fecal		CFU/100 mL	200	283.2	86400	-	86,232.1
5439000	4/15/2012	98.8	98.8	0.1782	17.60	2263	19.1812%	Fecal		CFU/100 mL	200	283.2	86400	-	86,144.9
5439000	3/25/2008	98.6	98.6	0.1782	17.57	2264	19.1897%	Fecal		CFU/100 mL	200	283.2	86400	-	85,970.5
5439000	6/7/2008	98.6	98.6	0.1782	17.57	2264	19.1897%	Fecal		CFU/100 mL	200	283.2	86400	-	85,970.5
5439000	3/23/2022	98.6	98.6	0.1459	14.39	2837	24.0464%	Fecal		CFU/100 mL	200	283.2	86400	-	70,415.8
5439000	4/14/2013	98.5	98.5	0.1782	17.55	2266	19.2066%	Fecal		CFU/100 mL	200	283.2	86400	-	85,883.3
5439000	5/9/2016	98.5	98.5	0.1782	17.55	2266	19.2066%	Fecal		CFU/100 mL	200	283.2	86400	-	85,883.3
5439000	1/13/2016	98.4	98.4	0.1782	17.53	2268	19.2236%	Fecal		CFU/100 mL	200	283.2	86400	-	85,796.1
5439000	6/29/2014	98.3	98.3	0.1782	17.51	2269	19.2321%	Fecal		CFU/100 mL	200	283.2	86400	-	85,709.0
5439000	5/6/2020	98.3	98.3	0.1782	17.51	2269	19.2321%	Fecal		CFU/100 mL	200	283.2	86400	-	85,709.0
5439000	5/23/2011	98.2	98.2	0.1782	17.50	2271	19.2490%	Fecal		CFU/100 mL	200	283.2	86400	-	85,621.8
5439000	2/11/2019	98.2	98.2	0.1782	17.50	2271	19.2490%	Fecal		CFU/100 mL	200	283.2	86400	-	85,621.8
5439000	1/13/1993	98	98	0.1782	17.46	2273	19.2660%	Fecal		CFU/100 mL	200	283.2	86400	-	85,447.4
5439000	2/4/1993	98	98	0.1782	17.46	2273	19.2660%	Fecal		CFU/100 mL	200	283.2	86400	-	85,447.4
5439000	11/15/1995	98	98	0.1782	17.46	2273	19.2660%	Fecal		CFU/100 mL	200	283.2	86400	-	85,447.4
5439000	5/21/1998	98	98	0.1782	17.46	2273	19.2660%	Fecal		CFU/100 mL	200	283.2	86400	-	85,447.4
5439000	7/9/1998	98	98	0.1782	17.46	2273	19.2660%	Fecal		CFU/100 mL	200	283.2	86400	-	85,447.4
5439000	2/16/1999	98	98	0.1782	17.46	2273	19.2660%	Fecal		CFU/100 mL	200	283.2	86400	-	85,447.4
5439000	3/21/1999	98	98	0.1782	17.46	2273	19.2660%	Fecal		CFU/100 mL	200	283.2	86400	-	85,447.4
5439000	7/6/2000	98	98	0.1782	17.46	2273	19.2660%	Fecal		CFU/100 mL	200	283.2	86400	-	85,447.4
5439000	3/26/2001	98	98	0.1782	17.46	2273	19.2660%	Fecal		CFU/100 mL	200	283.2	86400	-	85,447.4
5439000	6/5/2009	98	98	0.1782	17.46	2273	19.2660%	Fecal		CFU/100 mL	200	283.2	86400	-	85,447.4
5439000	6/1/2015	97.9	97.9	0.1782	17.44	2283	19.3507%	Fecal		CFU/100 mL	200	283.2	86400	-	85,360.2
5439000	5/20/2015	97.8	97.8	0.1782	17.43	2284	19.3592%	Fecal		CFU/100 mL	200	283.2	86400	-	85,273.0
5439000	4/27/2017	97.8	97.8	0.1782	17.43	2284	19.3592%	Fecal		CFU/100 mL	200	283.2	86400	-	85,273.0
5439000	4/28/2002	97.7	97.7	0.1782	17.41	2286	19.3762%	Fecal		CFU/100 mL	200	283.2	86400	-	85,185.8
5439000	6/16/2002	97.7	97.7	0.1782	17.41	2286	19.3762%	Fecal		CFU/100 mL	200	283.2	86400	-	85,185.8
5439000	2/4/2016	97.6	97.6	0.1782	17.39	2288	19.3931%	Fecal		CFU/100 mL	200	283.2	86400	-	85,098.6
5439000	6/19/2019	97.6	97.6	0.1782	17.39	2288	19.3931%	Fecal		CFU/100 mL	200	283.2	86400	-	85,098.6
5439000	4/16/2007	97.5	97.5	0.1782	17.37	2290	19.4101%	Fecal		CFU/100 mL	200	283.2	86400	-	85,011.4
5439000	1/15/2008	97.5	97.5	0.1782	17.37	2290	19.4101%	Fecal		CFU/100 mL	200	283.2	86400	-	85,011.4
5439000	12/2/2019	97.5	97.5	0.1782	17.37	2290	19.4101%	Fecal		CFU/100 mL	200	283.2	86400	-	85,011.4
5439000	7/6/2015	97.3	97.3	0.1782	17.34	2293	19.4355%	Fecal		CFU/100 mL	200	283.2	86400	-	84,837.0
5439000	4/15/2009	97.2	97.2	0.1782	17.32	2294	19.4440%	Fecal		CFU/100 mL	200	283.2	86400	-	84,749.8
5439000	7/26/2010	97.2	97.2	0.1782	17.32	2294	19.4440%	Fecal		CFU/100 mL	200	283.2	86400	-	84,749.8
5439000	2/7/1990	97	97	0.1782	17.28	2296	19.4609%	Fecal		CFU/100 mL	200	283.2	86400	-	84,575.5
5439000	3/26/1990	97	97	0.1782	17.28	2296	19.4609%	Fecal		CFU/100 mL	200	283.2	86400	-	84,575.5
5439000	4/14/1990	97	97	0.1782	17.28	2296	19.4609%	Fecal		CFU/100 mL	200	283.2	86400	-	84,575.5
5439000	12/10/1990	97	97	0.1782	17.28	2296	19.4609%	Fecal		CFU/100 mL	200	283.2	86400	-	84,575.5
5439000	4/23/1991	97	97	0.1782	17.28	2296	19.4609%	Fecal		CFU/100 mL	200	283.2	86400	-	84,575.5
5439000	2/2/1993	97	97	0.1782	17.28	2296	19.4609%	Fecal		CFU/100 mL	200	283.2	86400	-	84,575.5
5439000	3/17/1993	97	97	0.1782	17.28	2296	19.4609%	Fecal		CFU/100 mL	200	283.2	86400	-	84,575.5
5439000	9/19/1993	97	97	0.1782	17.28	2296	19.4609%	Fecal		CFU/100 mL	200	283.2	86400	-	84,575.5
5439000	11/29/1994	97	97	0.1782	17.28	2296	19.4609%	Fecal		CFU/100 mL	200	283.2	86400	-	84,575.5
5439000	5/26/1997	97	97	0.1782	17.28	2296	19.4609%	Fecal		CFU/100 mL	200	283.2	86400	-	84,575.5
5439000	2/18/1998	97	97	0.1782	17.28	2296	19.4609%	Fecal		CFU/100 mL	200	283.2	86400	-	84,575.5
5439000	3/13/1998	97	97	0.1782	17.28	2296	19.4609%	Fecal		CFU/100 mL	200	283.2	86400	-	84,575.5
5439000	5/25/2006	97	97	0.1782	17.28	2296	19.4609%	Fecal		CFU/100 mL	200	283.2	86400	-	84,575.5
5439000	10/28/2008	96.9	96.9	0.1782	17.26	2309	19.5711%	Fecal		CFU/100 mL	200	283.2	86400	-	84,488.3
5439000	12/8/2015	96.9	96.9	0.1782	17.26	2309	19.5711%	Fecal		CFU/100 mL	200	283.2	86400	-	84,488.3
5439000	12/1/2016	96.9	96.9	0.1782	17.26	2309	19.5711%	Fecal		CFU/100 mL	200	283.2	86400	-	84,488.3
5439000	5/4/2007	96.7	96.7	0.1782	17.23	2312	19.5965%	Fecal		CFU/100 mL	200	283.2	86400	-	84,313.9
5439000	10/1/2008	96.7	96.7	0.1782	17.23	2312	19.5965%	Fecal		CFU/100 mL	200	283.2	86400	-	84,313.9
5439000	11/14/2008	96.7	96.7	0.1782	17.23	2312	19.5965%	Fecal		CFU/100 mL	200	283.2	86400	-	84,313.9
5439000	6/25/2016	96.7	96.7	0.1782	17.23	2312	19.5965%	Fecal		CFU/100 mL	200	283.2	86400	-	84,313.9
5439000	11/30/2019	96.7	96.7	0.1782	17.23	2312	19.5965%	Fecal		CFU/100 mL	200	283.2	86400	-	84,313.9
5439000	5/24/2017	96.6	96.6	0.1782	17.21	2318	19.6474%	Fecal		CFU/100 mL	200	283.2	86400	-	84,226.7
5439000	3/3/2009	96.3	96.3	0.1782	17.16	2319	19.6559%	Fecal		CFU/100 mL	200	283.2	86400	-	83,965.1
5439000	5/8/2010	96.3	96.3	0.1782	17.16	2319	19.6559%	Fecal		CFU/100 mL	200	283.2	86400	-	83,965.1
5439000	1/8/2016	96.3	96.3	0.1782	17.16	2319	19.6559%	Fecal		CFU/100 mL	200	283.2	86400	-	83,965.1
5439000	11/24/2019	96.3	96.3	0.1782	17.16	2319	19.6559%	Fecal		CFU/100 mL	200	283.2	86400	-	83,965.1
5439000	12/14/2008	96.2	96.2	0.1782	17.14	2323	19.6898%	Fecal		CFU/100 mL	200	283.2	86400	-	83,877.9
5439000	2/1/2012	96.2	96.2	0.1782	17.14	2323	19.6898%	Fecal		CFU/100 mL	200	283.2	86400	-	83,877.9
5439000	10/19/2017	96.2	96.2	0.1782	17.14	2323	19.6898%	Fecal		CFU/100 mL	200	283.2	86400	-	83,877.9
5439000	5/28/2002	96.1	96.1	0.1782	17.12	2326	19.7152%	Fecal		CFU/100 mL	200	283.2	86400	-	83,790.7
5439000	4/4/2004	96.1	96.1	0.1782	17.12	2326	19.7152%	Fecal		CFU/100 mL	200	283.2	86400	-	83,790.7
5439000	11/15/2008	96.1	96.1	0.1782	17.12	2326	19.7152%	Fecal		CFU/100 mL	200	283.2	86400	-	83,790.7
5439000	12/22/2011	96.1	96.1	0.1782	17.12	2326	19.7152%	Fecal		CFU/100 mL	200	283.2	86400	-	83,790.7
5439000	5/7/1991	96	96	0.1782	17.10	2330	19.7491%	Fecal		CFU/100 mL	200	283.2	86400	-	83,703.6
5439000	3/12/1992	96	96	0.1782	17.10	2330	19.7491%	Fecal		CFU/100 mL	200	283.2	86400	-	83,703.6
5439000	3/13/1993	96	96	0.1782	17.10	2330	19.7491%	Fecal		CFU/100 mL	200	283.2	86400	-	83,703.6
5439000	8/4/1996	96	96	0.1782	17.10	2330	19.7491%	Fecal		CFU/100 mL	200	283.2	86400	-	83,703.6
5439000	8/14/1996	96	96	0.1782	17.10	2330	19.7491%	Fecal		CFU/100 mL	200	283.2	86400	-	83,703.6
5439000	3/13/1997	96	96	0.1782	17.10	2330	19.7491%	Fecal		CFU/100 mL	200	283.2	86400	-	83,703.6
5439000	3/14/1997	96	96	0.1782	17.10	2330	19.7491%	Fecal		CFU/100 mL	200	283.2	86400	-	83,703.6
5439000	5/12/1997	96	96	0.1782	17.10	2330	19.7491%	Fecal		CFU/100 mL	200	283.2	86400	-	83,703.6
5439000	3/17/1998	96	96	0.1782	17.10	2330	19.7491%	Fecal		CFU/100 mL	200	283.2	86400	-	83,703.6
5439000	6/9/1999	96	96	0.1782	17.10	2330	19.7491%	Fecal		CFU/100 mL	200	283.2	86400	-	83,703.6
5439000	4/14/2001	96	96	0.1782	17.10	2330	19.7491%	Fecal		CFU/100 mL	200	283.2	86400	-	83,703.6
5439000	6/1/2001	96	96	0.1782	17.10	2330	19.7491%	Fecal		CFU/100 mL	200	283.2	86400	-	83,703.6
5439000	2/18/2009	96	96	0.1782	17.10	2330	19.7491%	Fecal		CFU/100 mL	200	283.2	86400	-	83,703.6
5439000	2/21/2014	95.9	95.9	0.1782	17.09	2343	19.8593%	Fecal		CFU/100 mL	200	283.2	86400	-	83,616.4
5439000	7/4/2021	95.9	95.9	0.1782	17.09	2343	19.8593%	Fecal		CFU/100 mL	200	283.2	86400	-	83,616.4
5439000	7/9/2015	95.8	95.8	0.1782	17.07	2346	19.8847%	Fecal		CFU/100 mL	200	283.2	86400	-	83,529.2
5439000	4/12/2010	95.7	95.7	0.1782	17.05	2347	19.8932%	Fecal		CFU/100 mL	200	283.2	86400	-	83,442.0
5439000	6/21/2011	95.7	95.7	0.1782	17.05	2347	19.8932%	Fecal		CFU/100 mL	200	283.2	86400	-	83,442.0
5439000	7/30/2017	95.7	95.7	0.1782	17.05	2347	19.8932%	Fecal		CFU/100 mL	200	283.2	86400	-	83,442.0
5439000	3/25/2020	95.7	95.7	0.1782	17.05	2347	19.8932%	Fecal		CFU/100 mL	200	283.2	86400	-	83,442.0
5439000	2/24/2002	95.6	95.6	0.1782	17.03	2351	19.9271%	Fecal		CFU/100 mL	200	283.2	86400	-	83,354.8
5439000	3/15/2002	95.6	95.6	0.1782	17.03	2351	19.9271%	Fecal		CFU/100 mL	200	283.2	86400	-	83,354.8
5439000	11/25/2009	95.4	95.4	0.1782	17.00	2353	19.9441%	Fecal		CFU/100 mL	200	283.2	86400	-	83,180.4
5439000	4/15/2014	95.4	95.4	0.1782	17.00	2353	19.9441%	Fecal		CFU/100 mL	200	283.2	86400	-	83,180.4
5439000	10/20/1993	95.3	95.3	0.1782	16.98	2355	19.9610%	Fecal		CFU/100 mL	200	283.2	86400	-	83,093.2
5439000	5/25/2018	95.3	95.3	0.1782	16.98	2355	19.9610%	Fecal		CFU/100 mL	200	283.2	86400	-	83,093.2
5439000	5/30/2017	95.2	95.2	0.1782	16.96	2357	19.9780%	Fecal		CFU/100 mL	200	283.2	86400	-	83,006.0
5439000	3/23/2009	95.1	95.1	0.1782	16.94	2358	19.9864%	Fecal		CFU/100 mL	200	283.2	86400	-	82,918.8
5439000	4/15/1990	95	95	0.1782	16.93	2359	19.9949%	Fecal		CFU/100 mL	200	283.2	86400	-	82,831.6
5439000	6/15/1990	95	95	0.1782	16.93	2359	19.9949%	Fecal		CFU/100 mL	200	283.2	86400	-	82,831.6
5439000	12/16/1990	95	95	0.1782	16.93	2359	19.9949%	Fecal		CFU/100 mL	200	283.2	86400	-	82,831.6
5439000	12/20/1990	95	95	0.1782	16.93	2359	19.9949%	Fecal		CFU/100 mL	200	283.2	86400	-	82,831.6
5439000	5/22/1991	95	95	0.1782	16.93	2359	19.9949%	Fecal		CFU/100 mL	200	283.2	86400	-	82,831.6
5439000	3/25/1992	95	95	0.1782	16.93	2359	19.9949%	Fecal		CFU/100 mL	200	283.2	86400	-	82,831.6
5439000	3/14/1995	95	95	0.1782	16.93	2359	19.9949%	Fecal		CFU/100 mL	200	283.2	86400	-	82,831.6
5439000	5/23/1999	95	95	0.1782	16.93	2359	19.9949%	Fecal		CFU/100 mL	200	283.2	86400	-	82,831.6

Gage ID	Date	Discharge (CFS)	Gage Discharge (less Surrogate NPDES) (CFS)	Watershed Area Ratio	Calculated flow (CFS)	Rank	Flow Exceedance %	Parameter	Results	Units (mg or micro_gram	Limit/Standard	100mL/CF	sec/day	Actual Load (million colonies/day)	Allowable Load (million colonies/day)
5439000	6/10/2001	95	95	0.1782	16.93	2359	19.9949%	Fecal		CFU/100 mL	200	283.2	86400	-	82,831.6
5439000	6/10/2006	95	95	0.1782	16.93	2359	19.9949%	Fecal		CFU/100 mL	200	283.2	86400	-	82,831.6
5439000	3/26/2011	95	95	0.1782	16.93	2359	19.9949%	Fecal		CFU/100 mL	200	283.2	86400	-	82,831.6
5439000	4/4/2016	95	95	0.1782	16.93	2359	19.9949%	Fecal		CFU/100 mL	200	283.2	86400	-	82,831.6
5439000	11/29/2019	95	95	0.1782	16.93	2359	19.9949%	Fecal		CFU/100 mL	200	283.2	86400	-	82,831.6
5439000	3/25/2010	94.9	94.9	0.1782	16.91	2372	20.1051%	Fecal		CFU/100 mL	200	283.2	86400	-	82,744.4
5439000	12/9/2018	94.9	94.9	0.1782	16.91	2372	20.1051%	Fecal		CFU/100 mL	200	283.2	86400	-	82,744.4
5439000	11/8/2009	94.7	94.7	0.1782	16.87	2374	20.1221%	Fecal		CFU/100 mL	200	283.2	86400	-	82,570.1
5439000	8/21/2014	94.7	94.7	0.1782	16.87	2374	20.1221%	Fecal		CFU/100 mL	200	283.2	86400	-	82,570.1
5439000	7/16/2015	94.6	94.6	0.1782	16.85	2376	20.1390%	Fecal		CFU/100 mL	200	283.2	86400	-	82,482.9
5439000	1/4/2020	94.6	94.6	0.1782	16.85	2376	20.1390%	Fecal		CFU/100 mL	200	283.2	86400	-	82,482.9
5439000	3/16/2011	94.5	94.5	0.1782	16.84	2378	20.1560%	Fecal		CFU/100 mL	200	283.2	86400	-	82,395.7
5439000	3/19/2020	94.5	94.5	0.1782	16.84	2378	20.1560%	Fecal		CFU/100 mL	200	283.2	86400	-	82,395.7
5439000	4/20/2008	94.4	94.4	0.1782	16.82	2380	20.1729%	Fecal		CFU/100 mL	200	283.2	86400	-	82,308.5
5439000	1/5/2016	94.4	94.4	0.1782	16.82	2380	20.1729%	Fecal		CFU/100 mL	200	283.2	86400	-	82,308.5
5439000	1/18/2016	94.4	94.4	0.1782	16.82	2380	20.1729%	Fecal		CFU/100 mL	200	283.2	86400	-	82,308.5
5439000	3/30/2016	94.4	94.4	0.1782	16.82	2380	20.1729%	Fecal		CFU/100 mL	200	283.2	86400	-	82,308.5
5439000	4/7/2020	94.4	94.4	0.1782	16.82	2380	20.1729%	Fecal		CFU/100 mL	200	283.2	86400	-	82,308.5
5439000	7/11/2021	94.4	94.4	0.1782	16.82	2380	20.1729%	Fecal		CFU/100 mL	200	283.2	86400	-	82,308.5
5439000	7/1/2015	94.3	94.3	0.1782	16.80	2386	20.2238%	Fecal		CFU/100 mL	200	283.2	86400	-	82,221.3
5439000	5/4/2003	94.1	94.1	0.1782	16.77	2388	20.2407%	Fecal		CFU/100 mL	200	283.2	86400	-	82,046.9
5439000	4/18/2019	94.1	94.1	0.1782	16.77	2388	20.2407%	Fecal		CFU/100 mL	200	283.2	86400	-	82,046.9
5439000	1/20/2020	94.1	94.1	0.1782	16.77	2388	20.2407%	Fecal		CFU/100 mL	200	283.2	86400	-	82,046.9
5439000	6/17/1990	94	94	0.1782	16.75	2391	20.2661%	Fecal		CFU/100 mL	200	283.2	86400	-	81,959.7
5439000	2/8/1991	94	94	0.1782	16.75	2391	20.2661%	Fecal		CFU/100 mL	200	283.2	86400	-	81,959.7
5439000	4/3/1991	94	94	0.1782	16.75	2391	20.2661%	Fecal		CFU/100 mL	200	283.2	86400	-	81,959.7
5439000	11/18/1992	94	94	0.1782	16.75	2391	20.2661%	Fecal		CFU/100 mL	200	283.2	86400	-	81,959.7
5439000	7/30/1993	94	94	0.1782	16.75	2391	20.2661%	Fecal		CFU/100 mL	200	283.2	86400	-	81,959.7
5439000	6/4/2001	94	94	0.1782	16.75	2391	20.2661%	Fecal		CFU/100 mL	200	283.2	86400	-	81,959.7
5439000	5/24/2009	94	94	0.1782	16.75	2391	20.2661%	Fecal		CFU/100 mL	200	283.2	86400	-	81,959.7
5439000	5/22/2017	93.9	93.9	0.1782	16.73	2398	20.3255%	Fecal		CFU/100 mL	200	283.2	86400	-	81,872.5
5439000	6/11/2019	93.9	93.9	0.1782	16.73	2398	20.3255%	Fecal		CFU/100 mL	200	283.2	86400	-	81,872.5
5439000	10/17/2019	93.9	93.9	0.1782	16.73	2398	20.3255%	Fecal		CFU/100 mL	200	283.2	86400	-	81,872.5
5439000	11/10/2019	93.9	93.9	0.1782	16.73	2398	20.3255%	Fecal		CFU/100 mL	200	283.2	86400	-	81,872.5
5439000	12/3/2019	93.9	93.9	0.1782	16.73	2398	20.3255%	Fecal		CFU/100 mL	200	283.2	86400	-	81,872.5
5439000	12/12/2003	93.8	93.8	0.1782	16.71	2403	20.3679%	Fecal		CFU/100 mL	200	283.2	86400	-	81,785.3
5439000	5/29/2002	93.6	93.6	0.1782	16.68	2404	20.3763%	Fecal		CFU/100 mL	200	283.2	86400	-	81,611.0
5439000	5/23/2003	93.6	93.6	0.1782	16.68	2404	20.3763%	Fecal		CFU/100 mL	200	283.2	86400	-	81,611.0
5439000	5/23/2017	93.5	93.5	0.1782	16.66	2406	20.3933%	Fecal		CFU/100 mL	200	283.2	86400	-	81,523.8
5439000	10/21/1993	93.4	93.4	0.1782	16.64	2407	20.4018%	Fecal		CFU/100 mL	200	283.2	86400	-	81,436.6
5439000	6/1/2008	93.4	93.4	0.1782	16.64	2407	20.4018%	Fecal		CFU/100 mL	200	283.2	86400	-	81,436.6
5439000	6/30/2010	93.4	93.4	0.1782	16.64	2407	20.4018%	Fecal		CFU/100 mL	200	283.2	86400	-	81,436.6
5439000	7/12/2014	93.4	93.4	0.1782	16.64	2407	20.4018%	Fecal		CFU/100 mL	200	283.2	86400	-	81,436.6
5439000	1/5/2019	93.4	93.4	0.1782	16.64	2407	20.4018%	Fecal		CFU/100 mL	200	283.2	86400	-	81,436.6
5439000	1/18/2020	93.4	93.4	0.1782	16.64	2407	20.4018%	Fecal		CFU/100 mL	200	283.2	86400	-	81,436.6
5439000	5/30/2020	93.4	93.4	0.1782	16.64	2407	20.4018%	Fecal		CFU/100 mL	200	283.2	86400	-	81,436.6
5439000	3/2/2022	93.4	93.4	0.1459	13.63	2988	25.3263%	Fecal		CFU/100 mL	200	283.2	86400	-	66,702.2
5439000	4/16/2022	93.4	93.4	0.1459	13.63	2988	25.3263%	Fecal		CFU/100 mL	200	283.2	86400	-	66,702.2
5439000	4/25/2004	93.3	93.3	0.1782	16.62	2416	20.4780%	Fecal		CFU/100 mL	200	283.2	86400	-	81,349.4
5439000	11/20/2017	93.3	93.3	0.1782	16.62	2416	20.4780%	Fecal		CFU/100 mL	200	283.2	86400	-	81,349.4
5439000	3/8/2018	93.3	93.3	0.1782	16.62	2416	20.4780%	Fecal		CFU/100 mL	200	283.2	86400	-	81,349.4
5439000	1/14/2016	93.2	93.2	0.1782	16.61	2419	20.5035%	Fecal		CFU/100 mL	200	283.2	86400	-	81,262.2
5439000	8/22/2002	93.1	93.1	0.1782	16.59	2420	20.5120%	Fecal		CFU/100 mL	200	283.2	86400	-	81,175.0
5439000	6/21/2004	93.1	93.1	0.1782	16.59	2420	20.5120%	Fecal		CFU/100 mL	200	283.2	86400	-	81,175.0
5439000	5/5/1991	93	93	0.1782	16.57	2422	20.5289%	Fecal		CFU/100 mL	200	283.2	86400	-	81,087.8
5439000	2/28/1992	93	93	0.1782	16.57	2422	20.5289%	Fecal		CFU/100 mL	200	283.2	86400	-	81,087.8
5439000	12/6/1992	93	93	0.1782	16.57	2422	20.5289%	Fecal		CFU/100 mL	200	283.2	86400	-	81,087.8
5439000	1/10/1993	93	93	0.1782	16.57	2422	20.5289%	Fecal		CFU/100 mL	200	283.2	86400	-	81,087.8
5439000	11/27/1994	93	93	0.1782	16.57	2422	20.5289%	Fecal		CFU/100 mL	200	283.2	86400	-	81,087.8
5439000	5/20/1997	93	93	0.1782	16.57	2422	20.5289%	Fecal		CFU/100 mL	200	283.2	86400	-	81,087.8
5439000	3/28/1998	93	93	0.1782	16.57	2422	20.5289%	Fecal		CFU/100 mL	200	283.2	86400	-	81,087.8
5439000	11/13/1998	93	93	0.1782	16.57	2422	20.5289%	Fecal		CFU/100 mL	200	283.2	86400	-	81,087.8
5439000	6/6/2000	93	93	0.1782	16.57	2422	20.5289%	Fecal		CFU/100 mL	200	283.2	86400	-	81,087.8
5439000	2/23/2004	93	93	0.1782	16.57	2422	20.5289%	Fecal		CFU/100 mL	200	283.2	86400	-	81,087.8
5439000	4/11/2007	93	93	0.1782	16.57	2422	20.5289%	Fecal		CFU/100 mL	200	283.2	86400	-	81,087.8
5439000	12/17/2008	93	93	0.1782	16.57	2422	20.5289%	Fecal		CFU/100 mL	200	283.2	86400	-	81,087.8
5439000	12/20/2008	93	93	0.1782	16.57	2422	20.5289%	Fecal		CFU/100 mL	200	283.2	86400	-	81,087.8
5439000	6/6/2009	93	93	0.1782	16.57	2422	20.5289%	Fecal		CFU/100 mL	200	283.2	86400	-	81,087.8
5439000	1/30/2010	92.9	92.9	0.1782	16.55	2436	20.6476%	Fecal		CFU/100 mL	200	283.2	86400	-	81,000.6
5439000	5/4/2011	92.9	92.9	0.1782	16.55	2436	20.6476%	Fecal		CFU/100 mL	200	283.2	86400	-	81,000.6
5439000	3/12/2012	92.8	92.8	0.1782	16.53	2438	20.6645%	Fecal		CFU/100 mL	200	283.2	86400	-	80,913.4
5439000	4/22/2017	92.8	92.8	0.1782	16.53	2438	20.6645%	Fecal		CFU/100 mL	200	283.2	86400	-	80,913.4
5439000	6/12/2019	92.8	92.8	0.1782	16.53	2438	20.6645%	Fecal		CFU/100 mL	200	283.2	86400	-	80,913.4
5439000	2/14/2019	92.7	92.7	0.1782	16.52	2441	20.6899%	Fecal		CFU/100 mL	200	283.2	86400	-	80,826.2
5439000	4/21/2004	92.6	92.6	0.1782	16.50	2442	20.6984%	Fecal		CFU/100 mL	200	283.2	86400	-	80,739.1
5439000	7/9/2014	92.6	92.6	0.1782	16.50	2442	20.6984%	Fecal		CFU/100 mL	200	283.2	86400	-	80,739.1
5439000	3/27/2019	92.6	92.6	0.1782	16.50	2442	20.6984%	Fecal		CFU/100 mL	200	283.2	86400	-	80,739.1
5439000	4/10/2009	92.5	92.5	0.1782	16.48	2445	20.7239%	Fecal		CFU/100 mL	200	283.2	86400	-	80,651.9
5439000	4/13/2015	92.5	92.5	0.1782	16.48	2445	20.7239%	Fecal		CFU/100 mL	200	283.2	86400	-	80,651.9
5439000	7/19/2015	92.5	92.5	0.1782	16.48	2445	20.7239%	Fecal		CFU/100 mL	200	283.2	86400	-	80,651.9
5439000	5/30/2002	92.4	92.4	0.1782	16.46	2448	20.7493%	Fecal		CFU/100 mL	200	283.2	86400	-	80,564.7
5439000	4/16/2002	92.3	92.3	0.1782	16.45	2449	20.7578%	Fecal		CFU/100 mL	200	283.2	86400	-	80,477.5
5439000	4/9/2016	92.3	92.3	0.1782	16.45	2449	20.7578%	Fecal		CFU/100 mL	200	283.2	86400	-	80,477.5
5439000	3/9/2020	92.3	92.3	0.1782	16.45	2449	20.7578%	Fecal		CFU/100 mL	200	283.2	86400	-	80,477.5
5439000	5/1/2006	92.2	92.2	0.1782	16.43	2452	20.7832%	Fecal		CFU/100 mL	200	283.2	86400	-	80,390.3
5439000	11/29/2009	92.2	92.2	0.1782	16.43	2452	20.7832%	Fecal		CFU/100 mL	200	283.2	86400	-	80,390.3
5439000	2/3/2019	92.2	92.2	0.1782	16.43	2452	20.7832%	Fecal		CFU/100 mL	200	283.2	86400	-	80,390.3
5439000	6/20/2019	92.2	92.2	0.1782	16.43	2452	20.7832%	Fecal		CFU/100 mL	200	283.2	86400	-	80,390.3
5439000	2/25/2020	92.2	92.2	0.1782	16.43	2452	20.7832%	Fecal		CFU/100 mL	200	283.2	86400	-	80,390.3
5439000	10/26/2001	92.1	92.1	0.1782	16.41	2457	20.8256%	Fecal		CFU/100 mL	200	283.2	86400	-	80,303.1
5439000	2/6/1990	92	92	0.1782	16.39	2458	20.8340%	Fecal		CFU/100 mL	200	283.2	86400	-	80,215.9
5439000	5/16/1991	92	92	0.1782	16.39	2458	20.8340%	Fecal		CFU/100 mL	200	283.2	86400	-	80,215.9
5439000	5/17/1991	92	92	0.1782	16.39	2458	20.8340%	Fecal		CFU/100 mL	200	283.2	86400	-	80,215.9
5439000	1/17/1992	92	92	0.1782	16.39	2458	20.8340%	Fecal		CFU/100 mL	200	283.2	86400	-	80,215.9
5439000	12/23/1992	92	92	0.1782	16.39	2458	20.8340%	Fecal		CFU/100 mL	200	283.2	86400	-	80,215.9
5439000	7/6/1993	92	92	0.1782	16.39	2458	20.8340%	Fecal		CFU/100 mL	200	283.2	86400	-	80,215.9
5439000	11/2/1994	92	92	0.1782	16.39	2458	20.8340%	Fecal		CFU/100 mL	200	283.2	86400	-	80,215.9
5439000	5/21/1995	92	92	0.1782	16.39	2458	20.8340%	Fecal		CFU/100 mL	200	283.2	86400	-	80,215.9
5439000	5/9/1996	92	92	0.1782	16.39	2458	20.8340%	Fecal		CFU/100 mL	200	283.2	86400	-	80,215.9
5439000	1/4/1998	92	92	0.1782	16.39	2458	20.8340%	Fecal		CFU/100 mL	200	283.2	86400	-	80,215.9
5439000	5/22/1998	92	92	0.1782	16.39	2458	20.8340%	Fecal		CFU/100 mL	200	283.2	86400	-	80,215.9
5439000	6/10/1999	92	92	0.1782	16.39	2458	20.8340%	Fecal		CFU/100 mL	200	283.2	86400	-	80,215.9
5439000	9/8/2007	92	92	0.1782	16.39	2458	20.8340%	Fecal		CFU/100 mL	200	283.2	86400	-	80,215.9
5439000	5/4/2002	91.9	91.9	0.1782	16.37	2471	20.9442%	Fecal		CFU/100 mL	200	283.2	86400	-	80,128.7
5439000	3/24/2013	91.9	91.9	0.1782	16.37	2471	20.9442%	Fecal		CFU/100 mL	200	283.2	86400	-	80,128.7
5439000	5/24/2016	91.9	91.9	0.1782	16.37	2471	20.9442%	Fecal		CFU/100 mL	200	283.2	86400	-	80,128.7
5439000	4/7/2007	91.8	91.8	0.1782	16.36	2474	20.9697%	Fecal		CFU/100 mL	200	283.2	86400	-	80,041.5
5439000	10/29/2008	91.7	91.7	0.1782	16.34	2475	20.9781%	Fecal		CFU/100 mL	200	283.2	86400	-	79,954.3
5439000	2/21/2008	91.6	91.6	0.1782	16.32	2476	20.9866%	Fecal		CFU/100 mL	200	283.2	86400	-	79,867.1
5439000	10/9/2008	91.6	91.6	0.1782	16.32	2476	20.9866%	Fecal		CFU/100 mL	200	283.2	86400	-	79,867.1
5439000	3/15/2016	91.6	91.6	0.1782	16.32	2476	20.9866%	Fecal		CFU/100 mL	200	283.2	86400	-	79,867.1
5439000	2/25/2011	91.5	91.5	0.1782	16.30	2479	21.0120%	Fecal		CFU/100 mL	200	283.2	86400	-	79,779.9
5439000	12/9/2015	91.5	91.5	0.1782	16.30	2479	21.0120%	Fecal		CFU/100 mL	200	283.2	86400	-	79,779.9
5439000	12/12/2006	91.4	91.4	0.1782	16.28	2481	21.0290%	Fecal		CFU/100 mL	200	283.2	86400	-	79,692.8
5439000	6/1/2013	91.4	91.4	0.1782	16.28	2481	21.0290%	Fecal		CFU/100 mL	200	283.2	86400	-	79,692.8
5439000	1/11/2019	91.3	91.3	0.1782	16.27	2483	21.0459%	Fecal		CFU/100 mL	200	283.2	86400	-	79,605.6
5439000	5/20/2017	91.2	91.2	0.1782	16.25	2484	21.0544%	Fecal		CFU/100 mL	200	283.2	86400	-	79,518.4
5439000	2/11/1990	91	91	0.1782	16.21	2485	21.0629%	Fecal		CFU/100 mL	200	283.2	86400	-	79,344.0
5439000	5/28/1990	91	91	0.1782	16.21	2485	21.0629%	Fecal		CFU/100 mL	200	283.2	86400	-	79,344.0
5439000	12/5/1992	91	91	0.1782	16.21	2485	21.0629%	Fecal		CFU/100 mL	200	283.2	86400	-	79,344.0
5439000	5/13/1993	91	91	0.1782	16.21	2485	21.0629%	Fecal		CFU/100 mL	200	283.2	86400	-	79,344.0
5439000	6/10/1995	91	91	0.1782	16.21	2485	21.0629%	Fecal		CFU/100 mL	200	283.2	86400	-	79,344.0
5439000	1/5/1997	91	91	0.1782	16.21	2485	21.0629%	Fecal		CFU/100 mL	200	283.2	86400	-	79,344.0
5439000	5/3/1997	91	91	0.1782	16.21	2485	21.0629%	Fecal		CFU/100 mL	200	283.2	86400	-	79,344.0
5439000	3/27/1998	91	91	0.1782	16.21	2485	21.0629%	Fecal		CFU/100 mL	200	283.2	86400	-	79,344.0

Gage ID	Date	Discharge (CFS)	Gage Discharge (less Surrogate NPDES) (CFS)	Watershed Area Ratio	Calculated flow (CFS)	Rank	Flow Exceedance %	Parameter	Results	Units (mg or micro_gram	Limit/Standard	100mL/CF	sec/day	Actual Load (million colonies/day)	Allowable Load (million colonies/day)
5439000	7/5/1998	91	91	0.1782	16.21	2485	21.0629%	Fecal		CFU/100 mL	200	283.2	86400	-	79,344.0
5439000	3/19/2016	91	91	0.1782	16.21	2485	21.0629%	Fecal		CFU/100 mL	200	283.2	86400	-	79,344.0
5439000	5/19/2017	91	91	0.1782	16.21	2485	21.0629%	Fecal		CFU/100 mL	200	283.2	86400	-	79,344.0
5439000	6/15/2019	91	91	0.1782	16.21	2485	21.0629%	Fecal		CFU/100 mL	200	283.2	86400	-	79,344.0
5439000	3/9/2012	90.9	90.9	0.1782	16.20	2497	21.1646%	Fecal		CFU/100 mL	200	283.2	86400	-	79,256.8
5439000	7/1/1994	90.8	90.8	0.1782	16.18	2498	21.1731%	Fecal		CFU/100 mL	200	283.2	86400	-	79,169.6
5439000	3/29/2016	90.8	90.8	0.1782	16.18	2498	21.1731%	Fecal		CFU/100 mL	200	283.2	86400	-	79,169.6
5439000	5/31/2018	90.8	90.8	0.1782	16.18	2498	21.1731%	Fecal		CFU/100 mL	200	283.2	86400	-	79,169.6
5439000	4/30/2015	90.7	90.7	0.1782	16.16	2501	21.1985%	Fecal		CFU/100 mL	200	283.2	86400	-	79,082.4
5439000	6/17/2002	90.6	90.6	0.1782	16.14	2502	21.2070%	Fecal		CFU/100 mL	200	283.2	86400	-	78,995.2
5439000	12/6/2011	90.6	90.6	0.1782	16.14	2502	21.2070%	Fecal		CFU/100 mL	200	283.2	86400	-	78,995.2
5439000	6/3/2016	90.6	90.6	0.1782	16.14	2502	21.2070%	Fecal		CFU/100 mL	200	283.2	86400	-	78,995.2
5439000	10/24/2019	90.6	90.6	0.1782	16.14	2502	21.2070%	Fecal		CFU/100 mL	200	283.2	86400	-	78,995.2
5439000	5/12/2012	90.4	90.4	0.1782	16.11	2506	21.2409%	Fecal		CFU/100 mL	200	283.2	86400	-	78,820.8
5439000	1/3/2010	90.3	90.3	0.1782	16.09	2507	21.2494%	Fecal		CFU/100 mL	200	283.2	86400	-	78,733.7
5439000	3/18/2015	90.3	90.3	0.1782	16.09	2507	21.2494%	Fecal		CFU/100 mL	200	283.2	86400	-	78,733.7
5439000	4/15/2013	90.1	90.1	0.1782	16.05	2509	21.2663%	Fecal		CFU/100 mL	200	283.2	86400	-	78,559.3
5439000	5/7/2020	90.1	90.1	0.1782	16.05	2509	21.2663%	Fecal		CFU/100 mL	200	283.2	86400	-	78,559.3
5439000	2/25/1990	90	90	0.1782	16.04	2512	21.2917%	Fecal		CFU/100 mL	200	283.2	86400	-	78,472.1
5439000	8/12/1990	90	90	0.1782	16.04	2512	21.2917%	Fecal		CFU/100 mL	200	283.2	86400	-	78,472.1
5439000	12/7/1990	90	90	0.1782	16.04	2512	21.2917%	Fecal		CFU/100 mL	200	283.2	86400	-	78,472.1
5439000	4/4/1991	90	90	0.1782	16.04	2512	21.2917%	Fecal		CFU/100 mL	200	283.2	86400	-	78,472.1
5439000	6/7/1991	90	90	0.1782	16.04	2512	21.2917%	Fecal		CFU/100 mL	200	283.2	86400	-	78,472.1
5439000	11/6/1992	90	90	0.1782	16.04	2512	21.2917%	Fecal		CFU/100 mL	200	283.2	86400	-	78,472.1
5439000	12/24/1992	90	90	0.1782	16.04	2512	21.2917%	Fecal		CFU/100 mL	200	283.2	86400	-	78,472.1
5439000	3/14/1993	90	90	0.1782	16.04	2512	21.2917%	Fecal		CFU/100 mL	200	283.2	86400	-	78,472.1
5439000	10/4/1993	90	90	0.1782	16.04	2512	21.2917%	Fecal		CFU/100 mL	200	283.2	86400	-	78,472.1
5439000	10/10/1993	90	90	0.1782	16.04	2512	21.2917%	Fecal		CFU/100 mL	200	283.2	86400	-	78,472.1
5439000	3/16/1994	90	90	0.1782	16.04	2512	21.2917%	Fecal		CFU/100 mL	200	283.2	86400	-	78,472.1
5439000	11/18/1994	90	90	0.1782	16.04	2512	21.2917%	Fecal		CFU/100 mL	200	283.2	86400	-	78,472.1
5439000	12/24/1994	90	90	0.1782	16.04	2512	21.2917%	Fecal		CFU/100 mL	200	283.2	86400	-	78,472.1
5439000	1/6/1995	90	90	0.1782	16.04	2512	21.2917%	Fecal		CFU/100 mL	200	283.2	86400	-	78,472.1
5439000	3/15/1995	90	90	0.1782	16.04	2512	21.2917%	Fecal		CFU/100 mL	200	283.2	86400	-	78,472.1
5439000	4/9/1995	90	90	0.1782	16.04	2512	21.2917%	Fecal		CFU/100 mL	200	283.2	86400	-	78,472.1
5439000	4/26/1995	90	90	0.1782	16.04	2512	21.2917%	Fecal		CFU/100 mL	200	283.2	86400	-	78,472.1
5439000	5/4/1997	90	90	0.1782	16.04	2512	21.2917%	Fecal		CFU/100 mL	200	283.2	86400	-	78,472.1
5439000	3/2/1998	90	90	0.1782	16.04	2512	21.2917%	Fecal		CFU/100 mL	200	283.2	86400	-	78,472.1
5439000	6/24/1999	90	90	0.1782	16.04	2512	21.2917%	Fecal		CFU/100 mL	200	283.2	86400	-	78,472.1
5439000	6/30/2000	90	90	0.1782	16.04	2512	21.2917%	Fecal		CFU/100 mL	200	283.2	86400	-	78,472.1
5439000	2/19/2009	90	90	0.1782	16.04	2512	21.2917%	Fecal		CFU/100 mL	200	283.2	86400	-	78,472.1
5439000	5/25/2009	90	90	0.1782	16.04	2512	21.2917%	Fecal		CFU/100 mL	200	283.2	86400	-	78,472.1
5439000	4/8/2011	90	90	0.1782	16.04	2512	21.2917%	Fecal		CFU/100 mL	200	283.2	86400	-	78,472.1
5439000	3/5/2012	90	90	0.1782	16.04	2512	21.2917%	Fecal		CFU/100 mL	200	283.2	86400	-	78,472.1
5439000	2/28/1994	89.9	89.9	0.1782	16.02	2537	21.5036%	Fecal		CFU/100 mL	200	283.2	86400	-	78,384.9
5439000	7/6/2013	89.9	89.9	0.1782	16.02	2537	21.5036%	Fecal		CFU/100 mL	200	283.2	86400	-	78,384.9
5439000	1/19/2020	89.9	89.9	0.1782	16.02	2537	21.5036%	Fecal		CFU/100 mL	200	283.2	86400	-	78,384.9
5439000	12/15/2008	89.8	89.8	0.1782	16.00	2540	21.5291%	Fecal		CFU/100 mL	200	283.2	86400	-	78,297.7
5439000	6/27/2006	89.7	89.7	0.1782	15.98	2541	21.5375%	Fecal		CFU/100 mL	200	283.2	86400	-	78,210.5
5439000	10/18/2019	89.7	89.7	0.1782	15.98	2541	21.5375%	Fecal		CFU/100 mL	200	283.2	86400	-	78,210.5
5439000	2/7/2020	89.7	89.7	0.1782	15.98	2541	21.5375%	Fecal		CFU/100 mL	200	283.2	86400	-	78,210.5
5439000	3/17/2011	89.6	89.6	0.1782	15.96	2544	21.5630%	Fecal		CFU/100 mL	200	283.2	86400	-	78,123.3
5439000	6/16/2018	89.6	89.6	0.1782	15.96	2544	21.5630%	Fecal		CFU/100 mL	200	283.2	86400	-	78,123.3
5439000	5/31/2002	89.5	89.5	0.1782	15.95	2546	21.5799%	Fecal		CFU/100 mL	200	283.2	86400	-	78,036.1
5439000	6/2/2015	89.5	89.5	0.1782	15.95	2546	21.5799%	Fecal		CFU/100 mL	200	283.2	86400	-	78,036.1
5439000	9/27/2008	89.4	89.4	0.1782	15.93	2548	21.5969%	Fecal		CFU/100 mL	200	283.2	86400	-	77,948.9
5439000	2/2/2016	89.4	89.4	0.1782	15.93	2548	21.5969%	Fecal		CFU/100 mL	200	283.2	86400	-	77,948.9
5439000	12/4/2019	89.4	89.4	0.1782	15.93	2548	21.5969%	Fecal		CFU/100 mL	200	283.2	86400	-	77,948.9
5439000	4/29/2002	89.3	89.3	0.1782	15.91	2551	21.6223%	Fecal		CFU/100 mL	200	283.2	86400	-	77,861.7
5439000	6/19/2004	89.3	89.3	0.1782	15.91	2551	21.6223%	Fecal		CFU/100 mL	200	283.2	86400	-	77,861.7
5439000	5/5/2011	89.3	89.3	0.1782	15.91	2551	21.6223%	Fecal		CFU/100 mL	200	283.2	86400	-	77,861.7
5439000	5/6/2011	89.3	89.3	0.1782	15.91	2551	21.6223%	Fecal		CFU/100 mL	200	283.2	86400	-	77,861.7
5439000	5/4/2015	89.3	89.3	0.1782	15.91	2551	21.6223%	Fecal		CFU/100 mL	200	283.2	86400	-	77,861.7
5439000	4/9/2011	89.2	89.2	0.1782	15.89	2557	21.6732%	Fecal		CFU/100 mL	200	283.2	86400	-	77,774.6
5439000	11/14/2011	89.2	89.2	0.1782	15.89	2557	21.6732%	Fecal		CFU/100 mL	200	283.2	86400	-	77,774.6
5439000	5/21/2015	89.2	89.2	0.1782	15.89	2557	21.6732%	Fecal		CFU/100 mL	200	283.2	86400	-	77,774.6
5439000	1/6/2016	89.2	89.2	0.1782	15.89	2557	21.6732%	Fecal		CFU/100 mL	200	283.2	86400	-	77,774.6
5439000	5/24/1990	89	89	0.1782	15.86	2561	21.7071%	Fecal		CFU/100 mL	200	283.2	86400	-	77,600.2
5439000	12/14/1990	89	89	0.1782	15.86	2561	21.7071%	Fecal		CFU/100 mL	200	283.2	86400	-	77,600.2
5439000	2/22/1991	89	89	0.1782	15.86	2561	21.7071%	Fecal		CFU/100 mL	200	283.2	86400	-	77,600.2
5439000	12/16/1991	89	89	0.1782	15.86	2561	21.7071%	Fecal		CFU/100 mL	200	283.2	86400	-	77,600.2
5439000	11/4/1992	89	89	0.1782	15.86	2561	21.7071%	Fecal		CFU/100 mL	200	283.2	86400	-	77,600.2
5439000	11/19/1992	89	89	0.1782	15.86	2561	21.7071%	Fecal		CFU/100 mL	200	283.2	86400	-	77,600.2
5439000	1/31/1993	89	89	0.1782	15.86	2561	21.7071%	Fecal		CFU/100 mL	200	283.2	86400	-	77,600.2
5439000	9/20/1993	89	89	0.1782	15.86	2561	21.7071%	Fecal		CFU/100 mL	200	283.2	86400	-	77,600.2
5439000	3/15/1997	89	89	0.1782	15.86	2561	21.7071%	Fecal		CFU/100 mL	200	283.2	86400	-	77,600.2
5439000	2/17/1999	89	89	0.1782	15.86	2561	21.7071%	Fecal		CFU/100 mL	200	283.2	86400	-	77,600.2
5439000	5/24/1999	89	89	0.1782	15.86	2561	21.7071%	Fecal		CFU/100 mL	200	283.2	86400	-	77,600.2
5439000	4/17/2001	89	89	0.1782	15.86	2561	21.7071%	Fecal		CFU/100 mL	200	283.2	86400	-	77,600.2
5439000	2/19/2005	89	89	0.1782	15.86	2561	21.7071%	Fecal		CFU/100 mL	200	283.2	86400	-	77,600.2
5439000	4/7/2008	89	89	0.1782	15.86	2561	21.7071%	Fecal		CFU/100 mL	200	283.2	86400	-	77,600.2
5439000	7/17/2021	88.9	88.9	0.1782	15.84	2575	21.8257%	Fecal		CFU/100 mL	200	283.2	86400	-	77,513.0
5439000	10/8/2018	88.8	88.8	0.1782	15.82	2576	21.8342%	Fecal		CFU/100 mL	200	283.2	86400	-	77,425.8
5439000	3/28/2019	88.7	88.7	0.1782	15.80	2577	21.8427%	Fecal		CFU/100 mL	200	283.2	86400	-	77,338.6
5439000	3/26/2020	88.7	88.7	0.1782	15.80	2577	21.8427%	Fecal		CFU/100 mL	200	283.2	86400	-	77,338.6
5439000	4/13/2010	88.6	88.6	0.1782	15.79	2579	21.8596%	Fecal		CFU/100 mL	200	283.2	86400	-	77,251.4
5439000	2/26/2022	88.6	88.6	0.1459	12.93	3158	26.7672%	Fecal		CFU/100 mL	200	283.2	86400	-	63,274.2
5439000	3/10/2008	88.5	88.5	0.1782	15.77	2580	21.8681%	Fecal		CFU/100 mL	200	283.2	86400	-	77,164.2
5439000	4/10/2016	88.5	88.5	0.1782	15.77	2580	21.8681%	Fecal		CFU/100 mL	200	283.2	86400	-	77,164.2
5439000	5/25/2017	88.4	88.4	0.1782	15.75	2582	21.8851%	Fecal		CFU/100 mL	200	283.2	86400	-	77,077.0
5439000	3/15/2020	88.4	88.4	0.1782	15.75	2582	21.8851%	Fecal		CFU/100 mL	200	283.2	86400	-	77,077.0
5439000	12/21/2008	88.3	88.3	0.1782	15.73	2584	21.9020%	Fecal		CFU/100 mL	200	283.2	86400	-	76,989.8
5439000	4/17/2007	88.2	88.2	0.1782	15.71	2585	21.9105%	Fecal		CFU/100 mL	200	283.2	86400	-	76,902.6
5439000	2/20/2005	88.1	88.1	0.1782	15.70	2586	21.9190%	Fecal		CFU/100 mL	200	283.2	86400	-	76,815.4
5439000	3/3/2022	88.1	88.1	0.1459	12.86	3168	26.8520%	Fecal		CFU/100 mL	200	283.2	86400	-	62,917.1
5439000	2/28/1990	88	88	0.1782	15.68	2587	21.9274%	Fecal		CFU/100 mL	200	283.2	86400	-	76,728.3
5439000	2/9/1991	88	88	0.1782	15.68	2587	21.9274%	Fecal		CFU/100 mL	200	283.2	86400	-	76,728.3
5439000	11/10/1992	88	88	0.1782	15.68	2587	21.9274%	Fecal		CFU/100 mL	200	283.2	86400	-	76,728.3
5439000	3/16/1993	88	88	0.1782	15.68	2587	21.9274%	Fecal		CFU/100 mL	200	283.2	86400	-	76,728.3
5439000	12/31/1994	88	88	0.1782	15.68	2587	21.9274%	Fecal		CFU/100 mL	200	283.2	86400	-	76,728.3
5439000	1/3/1995	88	88	0.1782	15.68	2587	21.9274%	Fecal		CFU/100 mL	200	283.2	86400	-	76,728.3
5439000	5/3/1995	88	88	0.1782	15.68	2587	21.9274%	Fecal		CFU/100 mL	200	283.2	86400	-	76,728.3
5439000	8/15/1996	88	88	0.1782	15.68	2587	21.9274%	Fecal		CFU/100 mL	200	283.2	86400	-	76,728.3
5439000	3/16/1999	88	88	0.1782	15.68	2587	21.9274%	Fecal		CFU/100 mL	200	283.2	86400	-	76,728.3
5439000	9/29/1999	88	88	0.1782	15.68	2587	21.9274%	Fecal		CFU/100 mL	200	283.2	86400	-	76,728.3
5439000	4/26/2000	88	88	0.1782	15.68	2587	21.9274%	Fecal		CFU/100 mL	200	283.2	86400	-	76,728.3
5439000	2/22/2001	88	88	0.1782	15.68	2587	21.9274%	Fecal		CFU/100 mL	200	283.2	86400	-	76,728.3
5439000	5/5/2007	88	88	0.1782	15.68	2587	21.9274%	Fecal		CFU/100 mL	200	283.2	86400	-	76,728.3
5439000	6/7/2009	88	88	0.1782	15.68	2587	21.9274%	Fecal		CFU/100 mL	200	283.2	86400	-	76,728.3
5439000	6/4/2016	88	88	0.1782	15.68	2587	21.9274%	Fecal		CFU/100 mL	200	283.2	86400	-	76,728.3
5439000	12/28/2006	87.9	87.9	0.1782	15.66	2602	22.0546%	Fecal		CFU/100 mL	200	283.2	86400	-	76,641.1
5439000	6/28/2014	87.9	87.9	0.1782	15.66	2602	22.0546%	Fecal		CFU/100 mL	200	283.2	86400	-	76,641.1
5439000	10/28/2017	87.9	87.9	0.1782	15.66	2602	22.0546%	Fecal		CFU/100 mL	200	283.2	86400	-	76,641.1
5439000	11/25/2019	87.9	87.9	0.1782	15.66	2602	22.0546%	Fecal		CFU/100 mL	200	283.2	86400	-	76,641.1
5439000	3/4/2017	87.7	87.7	0.1782	15.63	2606	22.0885%	Fecal		CFU/100 mL	200	283.2	86400	-	76,466.7
5439000	5/22/2010	87.6	87.6	0.1782	15.61	2607	22.0970%	Fecal		CFU/100 mL	200	283.2	86400	-	76,379.5
5439000	7/27/2007	87.5	87.5	0.1782	15.59	2608	22.1054%	Fecal		CFU/100 mL	200	283.2	86400	-	76,292.3
5439000	3/13/2012	87.5	87.5	0.1782	15.59	2608	22.1054%	Fecal		CFU/100 mL	200	283.2	86400	-	76,292.3
5439000	10/19/2019	87.5	87.5	0.1782	15.59	2608	22.1054%	Fecal		CFU/100 mL	200	283.2	86400	-	76,292.3
5439000	3/10/2004	87.4	87.4	0.1782	15.57	2611	22.1309%	Fecal		CFU/100 mL	200	283.2	86400	-	76,205.1
5439000	3/22/2011	87.4	87.4	0.1782	15.57	2611	22.1309%	Fecal		CFU/100 mL	200	283.2	86400	-	76,205.1
5439000	11/24/2015	87.4	87.4	0.1782	15.57	2611	22.1309%	Fecal		CFU/100 mL	200	283.2	86400	-	76,205.1
5439000	6/18/2016	87.4	87.4	0.1782	15.57	2611	22.1309%	Fecal		CFU/100 mL	200	283.2	86400	-	76,205.1
5439000	5/26/2010	87.1	87.1	0.1782	15.52	2615	22.1648%	Fecal		CFU/100 mL	200	283.2	86400	-	75,943.5
5439000	6/13/2010	87.1	87.1	0.1782	15.52	2615	22.1648%	Fecal		CFU/100 mL	200	283.2	86400	-	75,943.5
5439000	10/9/2018	87.1	87.1	0.1782	15.52	2615	22.1648%	Fecal		CFU/100 mL	200	283.2	86400	-	75,943.5

Gage ID	Date	Discharge (CFS)	Gage Discharge (less Surrogate NPDES) (CFS)	Watershed Area Ratio	Calculated flow (CFS)	Rank	Flow Exceedance %	Parameter	Results	Units (mg or micro_gram	Limit/Standard	100mL/CF	sec/day	Actual Load (million colonies/day)	Allowable Load (million colonies/day)
5439000	3/27/1990	87	87	0.1782	15.50	2618	22.1902%	Fecal		CFU/100 mL	200	283.2	86400	-	75,856.3
5439000	6/24/1990	87	87	0.1782	15.50	2618	22.1902%	Fecal		CFU/100 mL	200	283.2	86400	-	75,856.3
5439000	4/22/1992	87	87	0.1782	15.50	2618	22.1902%	Fecal		CFU/100 mL	200	283.2	86400	-	75,856.3
5439000	1/20/1995	87	87	0.1782	15.50	2618	22.1902%	Fecal		CFU/100 mL	200	283.2	86400	-	75,856.3
5439000	5/15/1996	87	87	0.1782	15.50	2618	22.1902%	Fecal		CFU/100 mL	200	283.2	86400	-	75,856.3
5439000	6/30/1996	87	87	0.1782	15.50	2618	22.1902%	Fecal		CFU/100 mL	200	283.2	86400	-	75,856.3
5439000	6/21/1998	87	87	0.1782	15.50	2618	22.1902%	Fecal		CFU/100 mL	200	283.2	86400	-	75,856.3
5439000	12/10/1998	87	87	0.1782	15.50	2618	22.1902%	Fecal		CFU/100 mL	200	283.2	86400	-	75,856.3
5439000	6/11/2000	87	87	0.1782	15.50	2618	22.1902%	Fecal		CFU/100 mL	200	283.2	86400	-	75,856.3
5439000	3/27/2001	87	87	0.1782	15.50	2618	22.1902%	Fecal		CFU/100 mL	200	283.2	86400	-	75,856.3
5439000	6/26/2009	87	87	0.1782	15.50	2618	22.1902%	Fecal		CFU/100 mL	200	283.2	86400	-	75,856.3
5439000	5/31/2013	87	87	0.1782	15.50	2618	22.1902%	Fecal		CFU/100 mL	200	283.2	86400	-	75,856.3
5439000	1/16/2020	87	87	0.1782	15.50	2618	22.1902%	Fecal		CFU/100 mL	200	283.2	86400	-	75,856.3
5439000	6/12/2021	87	87	0.1782	15.50	2618	22.1902%	Fecal		CFU/100 mL	200	283.2	86400	-	75,856.3
5439000	5/3/2015	86.9	86.9	0.1782	15.48	2632	22.3089%	Fecal		CFU/100 mL	200	283.2	86400	-	75,769.2
5439000	5/5/2002	86.7	86.7	0.1782	15.45	2635	22.3343%	Fecal		CFU/100 mL	200	283.2	86400	-	75,594.8
5439000	1/16/2008	86.7	86.7	0.1782	15.45	2635	22.3343%	Fecal		CFU/100 mL	200	283.2	86400	-	75,594.8
5439000	5/1/2002	86.6	86.6	0.1782	15.43	2637	22.3512%	Fecal		CFU/100 mL	200	283.2	86400	-	75,507.6
5439000	5/18/2008	86.5	86.5	0.1782	15.41	2638	22.3597%	Fecal		CFU/100 mL	200	283.2	86400	-	75,420.4
5439000	6/22/2011	86.5	86.5	0.1782	15.41	2638	22.3597%	Fecal		CFU/100 mL	200	283.2	86400	-	75,420.4
5439000	4/13/2021	86.5	86.5	0.1782	15.41	2638	22.3597%	Fecal		CFU/100 mL	200	283.2	86400	-	75,420.4
5439000	10/25/2021	86.4	86.4	0.1782	15.39	2641	22.3852%	Fecal		CFU/100 mL	200	283.2	86400	-	75,333.2
5439000	1/15/2016	86.3	86.3	0.1782	15.38	2642	22.3936%	Fecal		CFU/100 mL	200	283.2	86400	-	75,246.0
5439000	7/17/2020	86.3	86.3	0.1782	15.38	2642	22.3936%	Fecal		CFU/100 mL	200	283.2	86400	-	75,246.0
5439000	12/19/2006	86.2	86.2	0.1782	15.36	2644	22.4106%	Fecal		CFU/100 mL	200	283.2	86400	-	75,158.8
5439000	2/20/2022	86.2	86.2	0.1782	15.36	2644	22.4106%	Fecal		CFU/100 mL	200	283.2	86400	-	75,158.8
5439000	3/6/1990	86	86	0.1782	15.32	2646	22.4275%	Fecal		CFU/100 mL	200	283.2	86400	-	74,984.4
5439000	9/11/1992	86	86	0.1782	15.32	2646	22.4275%	Fecal		CFU/100 mL	200	283.2	86400	-	74,984.4
5439000	9/2/1993	86	86	0.1782	15.32	2646	22.4275%	Fecal		CFU/100 mL	200	283.2	86400	-	74,984.4
5439000	3/16/1995	86	86	0.1782	15.32	2646	22.4275%	Fecal		CFU/100 mL	200	283.2	86400	-	74,984.4
5439000	2/19/1998	86	86	0.1782	15.32	2646	22.4275%	Fecal		CFU/100 mL	200	283.2	86400	-	74,984.4
5439000	3/14/1998	86	86	0.1782	15.32	2646	22.4275%	Fecal		CFU/100 mL	200	283.2	86400	-	74,984.4
5439000	3/1/2000	86	86	0.1782	15.32	2646	22.4275%	Fecal		CFU/100 mL	200	283.2	86400	-	74,984.4
5439000	1/23/2012	86	86	0.1782	15.32	2646	22.4275%	Fecal		CFU/100 mL	200	283.2	86400	-	74,984.4
5439000	5/7/2013	86	86	0.1782	15.32	2646	22.4275%	Fecal		CFU/100 mL	200	283.2	86400	-	74,984.4
5439000	4/28/2017	86	86	0.1782	15.32	2646	22.4275%	Fecal		CFU/100 mL	200	283.2	86400	-	74,984.4
5439000	4/8/2020	86	86	0.1782	15.32	2646	22.4275%	Fecal		CFU/100 mL	200	283.2	86400	-	74,984.4
5439000	3/30/2019	85.9	85.9	0.1782	15.30	2657	22.5208%	Fecal		CFU/100 mL	200	283.2	86400	-	74,897.2
5439000	11/11/2019	85.9	85.9	0.1782	15.30	2657	22.5208%	Fecal		CFU/100 mL	200	283.2	86400	-	74,897.2
5439000	7/24/2016	85.8	85.8	0.1782	15.29	2659	22.5377%	Fecal		CFU/100 mL	200	283.2	86400	-	74,810.1
5439000	1/29/2017	85.8	85.8	0.1782	15.29	2659	22.5377%	Fecal		CFU/100 mL	200	283.2	86400	-	74,810.1
5439000	6/13/2019	85.8	85.8	0.1782	15.29	2659	22.5377%	Fecal		CFU/100 mL	200	283.2	86400	-	74,810.1
5439000	2/26/2011	85.7	85.7	0.1782	15.27	2662	22.5631%	Fecal		CFU/100 mL	200	283.2	86400	-	74,722.9
5439000	12/30/2018	85.7	85.7	0.1782	15.27	2662	22.5631%	Fecal		CFU/100 mL	200	283.2	86400	-	74,722.9
5439000	3/27/2022	85.7	85.7	0.1459	12.51	3232	27.3945%	Fecal		CFU/100 mL	200	283.2	86400	-	61,203.2
5439000	4/26/2004	85.6	85.6	0.1782	15.25	2664	22.5801%	Fecal		CFU/100 mL	200	283.2	86400	-	74,635.7
5439000	1/7/2009	85.6	85.6	0.1782	15.25	2664	22.5801%	Fecal		CFU/100 mL	200	283.2	86400	-	74,635.7
5439000	6/22/2010	85.6	85.6	0.1782	15.25	2664	22.5801%	Fecal		CFU/100 mL	200	283.2	86400	-	74,635.7
5439000	5/6/2002	85.5	85.5	0.1782	15.23	2667	22.6055%	Fecal		CFU/100 mL	200	283.2	86400	-	74,548.5
5439000	7/16/2014	85.5	85.5	0.1782	15.23	2667	22.6055%	Fecal		CFU/100 mL	200	283.2	86400	-	74,548.5
5439000	4/23/2017	85.5	85.5	0.1782	15.23	2667	22.6055%	Fecal		CFU/100 mL	200	283.2	86400	-	74,548.5
5439000	12/2/2006	85.4	85.4	0.1782	15.22	2670	22.6310%	Fecal		CFU/100 mL	200	283.2	86400	-	74,461.3
5439000	3/9/2008	85.4	85.4	0.1782	15.22	2670	22.6310%	Fecal		CFU/100 mL	200	283.2	86400	-	74,461.3
5439000	11/8/2011	85.4	85.4	0.1782	15.22	2670	22.6310%	Fecal		CFU/100 mL	200	283.2	86400	-	74,461.3
5439000	5/31/2017	85.4	85.4	0.1782	15.22	2670	22.6310%	Fecal		CFU/100 mL	200	283.2	86400	-	74,461.3
5439000	12/27/1993	85.3	85.3	0.1782	15.20	2674	22.6649%	Fecal		CFU/100 mL	200	283.2	86400	-	74,374.1
5439000	8/7/2010	85.2	85.2	0.1782	15.18	2675	22.6733%	Fecal		CFU/100 mL	200	283.2	86400	-	74,286.9
5439000	11/17/2015	85.1	85.1	0.1782	15.16	2676	22.6818%	Fecal		CFU/100 mL	200	283.2	86400	-	74,199.7
5439000	7/3/1990	85	85	0.1782	15.14	2677	22.6903%	Fecal		CFU/100 mL	200	283.2	86400	-	74,112.5
5439000	2/20/1991	85	85	0.1782	15.14	2677	22.6903%	Fecal		CFU/100 mL	200	283.2	86400	-	74,112.5
5439000	12/17/1991	85	85	0.1782	15.14	2677	22.6903%	Fecal		CFU/100 mL	200	283.2	86400	-	74,112.5
5439000	12/25/1992	85	85	0.1782	15.14	2677	22.6903%	Fecal		CFU/100 mL	200	283.2	86400	-	74,112.5
5439000	2/11/1993	85	85	0.1782	15.14	2677	22.6903%	Fecal		CFU/100 mL	200	283.2	86400	-	74,112.5
5439000	1/21/1995	85	85	0.1782	15.14	2677	22.6903%	Fecal		CFU/100 mL	200	283.2	86400	-	74,112.5
5439000	5/5/1997	85	85	0.1782	15.14	2677	22.6903%	Fecal		CFU/100 mL	200	283.2	86400	-	74,112.5
5439000	6/25/1997	85	85	0.1782	15.14	2677	22.6903%	Fecal		CFU/100 mL	200	283.2	86400	-	74,112.5
5439000	5/23/1998	85	85	0.1782	15.14	2677	22.6903%	Fecal		CFU/100 mL	200	283.2	86400	-	74,112.5
5439000	7/21/1999	85	85	0.1782	15.14	2677	22.6903%	Fecal		CFU/100 mL	200	283.2	86400	-	74,112.5
5439000	4/11/2001	85	85	0.1782	15.14	2677	22.6903%	Fecal		CFU/100 mL	200	283.2	86400	-	74,112.5
5439000	5/22/2015	85	85	0.1782	15.14	2677	22.6903%	Fecal		CFU/100 mL	200	283.2	86400	-	74,112.5
5439000	5/20/2018	85	85	0.1782	15.14	2677	22.6903%	Fecal		CFU/100 mL	200	283.2	86400	-	74,112.5
5439000	4/26/2020	85	85	0.1782	15.14	2677	22.6903%	Fecal		CFU/100 mL	200	283.2	86400	-	74,112.5
5439000	5/2/2006	84.9	84.9	0.1782	15.13	2691	22.8090%	Fecal		CFU/100 mL	200	283.2	86400	-	74,025.3
5439000	7/8/2013	84.9	84.9	0.1782	15.13	2691	22.8090%	Fecal		CFU/100 mL	200	283.2	86400	-	74,025.3
5439000	7/3/2018	84.7	84.7	0.1782	15.09	2693	22.8259%	Fecal		CFU/100 mL	200	283.2	86400	-	73,850.9
5439000	7/25/2007	84.6	84.6	0.1782	15.07	2694	22.8344%	Fecal		CFU/100 mL	200	283.2	86400	-	73,763.8
5439000	3/10/2012	84.6	84.6	0.1782	15.07	2694	22.8344%	Fecal		CFU/100 mL	200	283.2	86400	-	73,763.8
5439000	3/7/2017	84.6	84.6	0.1782	15.07	2694	22.8344%	Fecal		CFU/100 mL	200	283.2	86400	-	73,763.8
5439000	11/16/2008	84.5	84.5	0.1782	15.06	2697	22.8598%	Fecal		CFU/100 mL	200	283.2	86400	-	73,676.6
5439000	3/6/2009	84.5	84.5	0.1782	15.06	2697	22.8598%	Fecal		CFU/100 mL	200	283.2	86400	-	73,676.6
5439000	12/23/2011	84.5	84.5	0.1782	15.06	2697	22.8598%	Fecal		CFU/100 mL	200	283.2	86400	-	73,676.6
5439000	1/19/2016	84.5	84.5	0.1782	15.06	2697	22.8598%	Fecal		CFU/100 mL	200	283.2	86400	-	73,676.6
5439000	11/9/2009	84.4	84.4	0.1782	15.04	2701	22.8937%	Fecal		CFU/100 mL	200	283.2	86400	-	73,589.4
5439000	3/26/2010	84.4	84.4	0.1782	15.04	2701	22.8937%	Fecal		CFU/100 mL	200	283.2	86400	-	73,589.4
5439000	3/16/2020	84.4	84.4	0.1782	15.04	2701	22.8937%	Fecal		CFU/100 mL	200	283.2	86400	-	73,589.4
5439000	3/17/1994	84.3	84.3	0.1782	15.02	2704	22.9191%	Fecal		CFU/100 mL	200	283.2	86400	-	73,502.2
5439000	9/9/2007	84.3	84.3	0.1782	15.02	2704	22.9191%	Fecal		CFU/100 mL	200	283.2	86400	-	73,502.2
5439000	1/5/2020	84.3	84.3	0.1782	15.02	2704	22.9191%	Fecal		CFU/100 mL	200	283.2	86400	-	73,502.2
5439000	12/10/2018	84.2	84.2	0.1782	15.00	2707	22.9446%	Fecal		CFU/100 mL	200	283.2	86400	-	73,415.0
5439000	5/31/2020	84.2	84.2	0.1782	15.00	2707	22.9446%	Fecal		CFU/100 mL	200	283.2	86400	-	73,415.0
5439000	1/1/2007	84.1	84.1	0.1782	14.98	2709	22.9615%	Fecal		CFU/100 mL	200	283.2	86400	-	73,327.8
5439000	4/21/2008	84.1	84.1	0.1782	14.98	2709	22.9615%	Fecal		CFU/100 mL	200	283.2	86400	-	73,327.8
5439000	6/21/2013	84.1	84.1	0.1782	14.98	2709	22.9615%	Fecal		CFU/100 mL	200	283.2	86400	-	73,327.8
5439000	5/24/2015	84.1	84.1	0.1782	14.98	2709	22.9615%	Fecal		CFU/100 mL	200	283.2	86400	-	73,327.8
5439000	11/25/2015	84.1	84.1	0.1782	14.98	2709	22.9615%	Fecal		CFU/100 mL	200	283.2	86400	-	73,327.8
5439000	3/5/2019	84.1	84.1	0.1782	14.98	2709	22.9615%	Fecal		CFU/100 mL	200	283.2	86400	-	73,327.8
5439000	7/22/1990	84	84	0.1782	14.97	2715	23.0124%	Fecal		CFU/100 mL	200	283.2	86400	-	73,240.6
5439000	11/8/1990	84	84	0.1782	14.97	2715	23.0124%	Fecal		CFU/100 mL	200	283.2	86400	-	73,240.6
5439000	4/5/1991	84	84	0.1782	14.97	2715	23.0124%	Fecal		CFU/100 mL	200	283.2	86400	-	73,240.6
5439000	12/4/1991	84	84	0.1782	14.97	2715	23.0124%	Fecal		CFU/100 mL	200	283.2	86400	-	73,240.6
5439000	3/6/1992	84	84	0.1782	14.97	2715	23.0124%	Fecal		CFU/100 mL	200	283.2	86400	-	73,240.6
5439000	1/27/1993	84	84	0.1782	14.97	2715	23.0124%	Fecal		CFU/100 mL	200	283.2	86400	-	73,240.6
5439000	4/22/1995	84	84	0.1782	14.97	2715	23.0124%	Fecal		CFU/100 mL	200	283.2	86400	-	73,240.6
5439000	5/13/1997	84	84	0.1782	14.97	2715	23.0124%	Fecal		CFU/100 mL	200	283.2	86400	-	73,240.6
5439000	3/3/1998	84	84	0.1782	14.97	2715	23.0124%	Fecal		CFU/100 mL	200	283.2	86400	-	73,240.6
5439000	3/29/1998	84	84	0.1782	14.97	2715	23.0124%	Fecal		CFU/100 mL	200	283.2	86400	-	73,240.6
5439000	7/2/2000	84	84	0.1782	14.97	2715	23.0124%	Fecal		CFU/100 mL	200	283.2	86400	-	73,240.6
5439000	4/6/2001	84	84	0.1782	14.97	2715	23.0124%	Fecal		CFU/100 mL	200	283.2	86400	-	73,240.6
5439000	6/11/2001	84	84	0.1782	14.97	2715	23.0124%	Fecal		CFU/100 mL	200	283.2	86400	-	73,240.6
5439000	6/3/2002	84	84	0.1782	14.97	2715	23.0124%	Fecal		CFU/100 mL	200	283.2	86400	-	73,240.6
5439000	10/25/2019	83.9	83.9	0.1782	14.95	2729	23.1310%	Fecal		CFU/100 mL	200	283.2	86400	-	73,153.4
5439000	7/2/2015	83.7	83.7	0.1782	14.91	2730	23.1395%	Fecal		CFU/100 mL	200	283.2	86400	-	72,979.0
5439000	1/7/2016	83.7	83.7	0.1782	14.91	2730	23.1395%	Fecal		CFU/100 mL	200	283.2	86400	-	72,979.0
5439000	3/27/2011	83.6	83.6	0.1782	14.90	2732	23.1565%	Fecal		CFU/100 mL	200	283.2	86400	-	72,891.8
5439000	3/20/2013	83.6	83.6	0.1782	14.90	2732	23.1565%	Fecal		CFU/100 mL	200	283.2	86400	-	72,891.8
5439000	5/8/2020	83.6	83.6	0.1782	14.90	2732	23.1565%	Fecal		CFU/100 mL	200	283.2	86400	-	72,891.8
5439000	4/12/2022	83.6	83.6	0.1459	12.20	3315	28.0980%	Fecal		CFU/100 mL	200	283.2	86400	-	59,703.4
5439000	3/26/2008	83.5	83.5	0.1782	14.88	2735	23.1819%	Fecal		CFU/100 mL	200	283.2	86400	-	72,804.7
5439000	12/16/2008	83.5	83.5	0.1782	14.88	2735	23.1819%	Fecal		CFU/100 mL	200	283.2	86400	-	72,804.7
5439000	5/26/2018	83.5	83.5	0.1782	14.88	2735	23.1819%	Fecal		CFU/100 mL	200	283.2	86400	-	72,804.7
5439000	4/16/2014	83.4	83.4	0.1782	14.86	2738	23.2073%	Fecal		CFU/100 mL	200	283.2	86400	-	72,717.5
5439000	11/28/2016	83.4	83.4	0.1782	14.86	2738	23.2073%	Fecal		CFU/100 mL	200	283.2	86400	-	72,717.5
5439000	1/24/2018	83.4	83.4	0.1782	14.86	2738	23.2073%	Fecal		CFU/100 mL	200	283.2	86400	-	72,717.5
5439000	6/1/2002	83.2	83.2	0.1782	14.82	2741	23.2328%	Fecal		CFU/100 mL	200	283.2	86400	-	72,543.1
5439000	5/24/2011	83.2	83.2	0.1782	14.82	2741	23.2328%	Fecal		CFU/100 mL	200	283.2	86400	-	72,543.1

Gage ID	Date	Discharge (CFS)	Gage Discharge (less Surrogate NPDES) (CFS)	Watershed Area Ratio	Calculated flow (CFS)	Rank	Flow Exceedance %	Parameter	Results	Units (mg or micro_gram	Limit/Standard	100mL/CF	sec/day	Actual Load (million colonies/day)	Allowable Load (million colonies/day)
5439000	4/11/2016	83.2	83.2	0.1782	14.82	2741	23.2328%	Fecal		CFU/100 mL	200	283.2	86400	-	72,543.1
5439000	5/11/2021	83.2	83.2	0.1782	14.82	2741	23.2328%	Fecal		CFU/100 mL	200	283.2	86400	-	72,543.1
5439000	4/16/2009	83.1	83.1	0.1782	14.81	2745	23.2667%	Fecal		CFU/100 mL	200	283.2	86400	-	72,455.9
5439000	6/3/2015	83.1	83.1	0.1782	14.81	2745	23.2667%	Fecal		CFU/100 mL	200	283.2	86400	-	72,455.9
5439000	3/3/2021	83.1	83.1	0.1782	14.81	2745	23.2667%	Fecal		CFU/100 mL	200	283.2	86400	-	72,455.9
5439000	2/27/1990	83	83	0.1782	14.79	2748	23.2921%	Fecal		CFU/100 mL	200	283.2	86400	-	72,368.7
5439000	3/1/1990	83	83	0.1782	14.79	2748	23.2921%	Fecal		CFU/100 mL	200	283.2	86400	-	72,368.7
5439000	3/28/1990	83	83	0.1782	14.79	2748	23.2921%	Fecal		CFU/100 mL	200	283.2	86400	-	72,368.7
5439000	2/10/1991	83	83	0.1782	14.79	2748	23.2921%	Fecal		CFU/100 mL	200	283.2	86400	-	72,368.7
5439000	5/23/1991	83	83	0.1782	14.79	2748	23.2921%	Fecal		CFU/100 mL	200	283.2	86400	-	72,368.7
5439000	2/20/1992	83	83	0.1782	14.79	2748	23.2921%	Fecal		CFU/100 mL	200	283.2	86400	-	72,368.7
5439000	3/13/1992	83	83	0.1782	14.79	2748	23.2921%	Fecal		CFU/100 mL	200	283.2	86400	-	72,368.7
5439000	3/22/1993	83	83	0.1782	14.79	2748	23.2921%	Fecal		CFU/100 mL	200	283.2	86400	-	72,368.7
5439000	7/17/1996	83	83	0.1782	14.79	2748	23.2921%	Fecal		CFU/100 mL	200	283.2	86400	-	72,368.7
5439000	4/14/1997	83	83	0.1782	14.79	2748	23.2921%	Fecal		CFU/100 mL	200	283.2	86400	-	72,368.7
5439000	5/24/1998	83	83	0.1782	14.79	2748	23.2921%	Fecal		CFU/100 mL	200	283.2	86400	-	72,368.7
5439000	5/31/2000	83	83	0.1782	14.79	2748	23.2921%	Fecal		CFU/100 mL	200	283.2	86400	-	72,368.7
5439000	7/14/2000	83	83	0.1782	14.79	2748	23.2921%	Fecal		CFU/100 mL	200	283.2	86400	-	72,368.7
5439000	3/14/2001	83	83	0.1782	14.79	2748	23.2921%	Fecal		CFU/100 mL	200	283.2	86400	-	72,368.7
5439000	2/25/2002	83	83	0.1782	14.79	2748	23.2921%	Fecal		CFU/100 mL	200	283.2	86400	-	72,368.7
5439000	6/22/2004	83	83	0.1782	14.79	2748	23.2921%	Fecal		CFU/100 mL	200	283.2	86400	-	72,368.7
5439000	3/27/2008	83	83	0.1782	14.79	2748	23.2921%	Fecal		CFU/100 mL	200	283.2	86400	-	72,368.7
5439000	3/29/2019	83	83	0.1782	14.79	2748	23.2921%	Fecal		CFU/100 mL	200	283.2	86400	-	72,368.7
5439000	4/8/2007	82.9	82.9	0.1782	14.77	2766	23.4447%	Fecal		CFU/100 mL	200	283.2	86400	-	72,281.5
5439000	5/29/2008	82.9	82.9	0.1782	14.77	2766	23.4447%	Fecal		CFU/100 mL	200	283.2	86400	-	72,281.5
5439000	6/15/1994	82.8	82.8	0.1782	14.75	2768	23.4616%	Fecal		CFU/100 mL	200	283.2	86400	-	72,194.3
5439000	3/28/2008	82.8	82.8	0.1782	14.75	2768	23.4616%	Fecal		CFU/100 mL	200	283.2	86400	-	72,194.3
5439000	5/7/2011	82.8	82.8	0.1782	14.75	2768	23.4616%	Fecal		CFU/100 mL	200	283.2	86400	-	72,194.3
5439000	4/24/2017	82.8	82.8	0.1782	14.75	2768	23.4616%	Fecal		CFU/100 mL	200	283.2	86400	-	72,194.3
5439000	3/29/2021	82.8	82.8	0.1782	14.75	2768	23.4616%	Fecal		CFU/100 mL	200	283.2	86400	-	72,194.3
5439000	8/13/2007	82.7	82.7	0.1782	14.73	2773	23.5040%	Fecal		CFU/100 mL	200	283.2	86400	-	72,107.1
5439000	3/22/2021	82.6	82.6	0.1782	14.72	2774	23.5125%	Fecal		CFU/100 mL	200	283.2	86400	-	72,019.9
5439000	4/5/2004	82.5	82.5	0.1782	14.70	2775	23.5209%	Fecal		CFU/100 mL	200	283.2	86400	-	71,932.7
5439000	3/27/2020	82.5	82.5	0.1782	14.70	2775	23.5209%	Fecal		CFU/100 mL	200	283.2	86400	-	71,932.7
5439000	6/17/2008	82.3	82.3	0.1782	14.66	2777	23.5379%	Fecal		CFU/100 mL	200	283.2	86400	-	71,758.4
5439000	6/14/2014	82.3	82.3	0.1782	14.66	2777	23.5379%	Fecal		CFU/100 mL	200	283.2	86400	-	71,758.4
5439000	5/24/2003	82.2	82.2	0.1782	14.65	2779	23.5548%	Fecal		CFU/100 mL	200	283.2	86400	-	71,671.2
5439000	2/2/2012	82.2	82.2	0.1782	14.65	2779	23.5548%	Fecal		CFU/100 mL	200	283.2	86400	-	71,671.2
5439000	4/17/2002	82.1	82.1	0.1782	14.63	2781	23.5718%	Fecal		CFU/100 mL	200	283.2	86400	-	71,584.0
5439000	2/9/2005	82.1	82.1	0.1782	14.63	2781	23.5718%	Fecal		CFU/100 mL	200	283.2	86400	-	71,584.0
5439000	3/29/1990	82	82	0.1782	14.61	2783	23.5887%	Fecal		CFU/100 mL	200	283.2	86400	-	71,496.8
5439000	6/20/1990	82	82	0.1782	14.61	2783	23.5887%	Fecal		CFU/100 mL	200	283.2	86400	-	71,496.8
5439000	12/21/1990	82	82	0.1782	14.61	2783	23.5887%	Fecal		CFU/100 mL	200	283.2	86400	-	71,496.8
5439000	4/24/1991	82	82	0.1782	14.61	2783	23.5887%	Fecal		CFU/100 mL	200	283.2	86400	-	71,496.8
5439000	4/23/1992	82	82	0.1782	14.61	2783	23.5887%	Fecal		CFU/100 mL	200	283.2	86400	-	71,496.8
5439000	5/22/1995	82	82	0.1782	14.61	2783	23.5887%	Fecal		CFU/100 mL	200	283.2	86400	-	71,496.8
5439000	11/16/1995	82	82	0.1782	14.61	2783	23.5887%	Fecal		CFU/100 mL	200	283.2	86400	-	71,496.8
5439000	3/16/1997	82	82	0.1782	14.61	2783	23.5887%	Fecal		CFU/100 mL	200	283.2	86400	-	71,496.8
5439000	5/7/1997	82	82	0.1782	14.61	2783	23.5887%	Fecal		CFU/100 mL	200	283.2	86400	-	71,496.8
5439000	3/30/1998	82	82	0.1782	14.61	2783	23.5887%	Fecal		CFU/100 mL	200	283.2	86400	-	71,496.8
5439000	3/22/1999	82	82	0.1782	14.61	2783	23.5887%	Fecal		CFU/100 mL	200	283.2	86400	-	71,496.8
5439000	5/14/2000	82	82	0.1782	14.61	2783	23.5887%	Fecal		CFU/100 mL	200	283.2	86400	-	71,496.8
5439000	3/6/2001	82	82	0.1782	14.61	2783	23.5887%	Fecal		CFU/100 mL	200	283.2	86400	-	71,496.8
5439000	4/7/2001	82	82	0.1782	14.61	2783	23.5887%	Fecal		CFU/100 mL	200	283.2	86400	-	71,496.8
5439000	3/5/2010	82	82	0.1782	14.61	2783	23.5887%	Fecal		CFU/100 mL	200	283.2	86400	-	71,496.8
5439000	4/10/2011	82	82	0.1782	14.61	2783	23.5887%	Fecal		CFU/100 mL	200	283.2	86400	-	71,496.8
5439000	3/24/2004	81.8	81.8	0.1782	14.57	2799	23.7244%	Fecal		CFU/100 mL	200	283.2	86400	-	71,322.4
5439000	4/17/2006	81.7	81.7	0.1782	14.56	2800	23.7328%	Fecal		CFU/100 mL	200	283.2	86400	-	71,235.2
5439000	2/5/2012	81.7	81.7	0.1782	14.56	2800	23.7328%	Fecal		CFU/100 mL	200	283.2	86400	-	71,235.2
5439000	12/10/2015	81.7	81.7	0.1782	14.56	2800	23.7328%	Fecal		CFU/100 mL	200	283.2	86400	-	71,235.2
5439000	3/9/2018	81.6	81.6	0.1782	14.54	2803	23.7583%	Fecal		CFU/100 mL	200	283.2	86400	-	71,148.0
5439000	1/26/2019	81.6	81.6	0.1782	14.54	2803	23.7583%	Fecal		CFU/100 mL	200	283.2	86400	-	71,148.0
5439000	4/30/2002	81.5	81.5	0.1782	14.52	2805	23.7752%	Fecal		CFU/100 mL	200	283.2	86400	-	71,060.8
5439000	5/9/2002	81.4	81.4	0.1782	14.50	2806	23.7837%	Fecal		CFU/100 mL	200	283.2	86400	-	70,973.6
5439000	6/23/2011	81.4	81.4	0.1782	14.50	2806	23.7837%	Fecal		CFU/100 mL	200	283.2	86400	-	70,973.6
5439000	1/24/2012	81.4	81.4	0.1782	14.50	2806	23.7837%	Fecal		CFU/100 mL	200	283.2	86400	-	70,973.6
5439000	12/31/2006	81.3	81.3	0.1782	14.49	2810	23.8176%	Fecal		CFU/100 mL	200	283.2	86400	-	70,886.4
5439000	10/2/2008	81.3	81.3	0.1782	14.49	2810	23.8176%	Fecal		CFU/100 mL	200	283.2	86400	-	70,886.4
5439000	6/17/2013	81.3	81.3	0.1782	14.49	2810	23.8176%	Fecal		CFU/100 mL	200	283.2	86400	-	70,886.4
5439000	6/20/2004	81.2	81.2	0.1782	14.47	2813	23.8430%	Fecal		CFU/100 mL	200	283.2	86400	-	70,799.3
5439000	3/25/2014	81.2	81.2	0.1782	14.47	2813	23.8430%	Fecal		CFU/100 mL	200	283.2	86400	-	70,799.3
5439000	3/14/2016	81.2	81.2	0.1782	14.47	2813	23.8430%	Fecal		CFU/100 mL	200	283.2	86400	-	70,799.3
5439000	1/4/2010	81.1	81.1	0.1782	14.45	2816	23.8685%	Fecal		CFU/100 mL	200	283.2	86400	-	70,712.1
5439000	4/16/2013	81.1	81.1	0.1782	14.45	2816	23.8685%	Fecal		CFU/100 mL	200	283.2	86400	-	70,712.1
5439000	11/21/2017	81.1	81.1	0.1782	14.45	2816	23.8685%	Fecal		CFU/100 mL	200	283.2	86400	-	70,712.1
5439000	7/20/2019	81.1	81.1	0.1782	14.45	2816	23.8685%	Fecal		CFU/100 mL	200	283.2	86400	-	70,712.1
5439000	3/7/1990	81	81	0.1782	14.43	2820	23.9024%	Fecal		CFU/100 mL	200	283.2	86400	-	70,624.9
5439000	4/16/1990	81	81	0.1782	14.43	2820	23.9024%	Fecal		CFU/100 mL	200	283.2	86400	-	70,624.9
5439000	5/29/1990	81	81	0.1782	14.43	2820	23.9024%	Fecal		CFU/100 mL	200	283.2	86400	-	70,624.9
5439000	12/8/1990	81	81	0.1782	14.43	2820	23.9024%	Fecal		CFU/100 mL	200	283.2	86400	-	70,624.9
5439000	6/14/1991	81	81	0.1782	14.43	2820	23.9024%	Fecal		CFU/100 mL	200	283.2	86400	-	70,624.9
5439000	3/26/1992	81	81	0.1782	14.43	2820	23.9024%	Fecal		CFU/100 mL	200	283.2	86400	-	70,624.9
5439000	5/14/1993	81	81	0.1782	14.43	2820	23.9024%	Fecal		CFU/100 mL	200	283.2	86400	-	70,624.9
5439000	7/31/1993	81	81	0.1782	14.43	2820	23.9024%	Fecal		CFU/100 mL	200	283.2	86400	-	70,624.9
5439000	6/11/1995	81	81	0.1782	14.43	2820	23.9024%	Fecal		CFU/100 mL	200	283.2	86400	-	70,624.9
5439000	2/20/1998	81	81	0.1782	14.43	2820	23.9024%	Fecal		CFU/100 mL	200	283.2	86400	-	70,624.9
5439000	11/14/1998	81	81	0.1782	14.43	2820	23.9024%	Fecal		CFU/100 mL	200	283.2	86400	-	70,624.9
5439000	5/25/1999	81	81	0.1782	14.43	2820	23.9024%	Fecal		CFU/100 mL	200	283.2	86400	-	70,624.9
5439000	8/7/2000	81	81	0.1782	14.43	2820	23.9024%	Fecal		CFU/100 mL	200	283.2	86400	-	70,624.9
5439000	4/11/2009	80.9	80.9	0.1782	14.41	2833	24.0125%	Fecal		CFU/100 mL	200	283.2	86400	-	70,537.7
5439000	3/20/2016	80.9	80.9	0.1782	14.41	2833	24.0125%	Fecal		CFU/100 mL	200	283.2	86400	-	70,537.7
5439000	6/5/2016	80.9	80.9	0.1782	14.41	2833	24.0125%	Fecal		CFU/100 mL	200	283.2	86400	-	70,537.7
5439000	2/28/2019	80.8	80.8	0.1782	14.40	2836	24.0380%	Fecal		CFU/100 mL	200	283.2	86400	-	70,450.5
5439000	6/14/2010	80.7	80.7	0.1782	14.38	2838	24.0549%	Fecal		CFU/100 mL	200	283.2	86400	-	70,363.3
5439000	10/20/2019	80.7	80.7	0.1782	14.38	2838	24.0549%	Fecal		CFU/100 mL	200	283.2	86400	-	70,363.3
5439000	6/18/2002	80.6	80.6	0.1782	14.36	2840	24.0719%	Fecal		CFU/100 mL	200	283.2	86400	-	70,276.1
5439000	1/6/2019	80.6	80.6	0.1782	14.36	2840	24.0719%	Fecal		CFU/100 mL	200	283.2	86400	-	70,276.1
5439000	6/21/2019	80.6	80.6	0.1782	14.36	2840	24.0719%	Fecal		CFU/100 mL	200	283.2	86400	-	70,276.1
5439000	4/25/2017	80.5	80.5	0.1782	14.34	2843	24.0973%	Fecal		CFU/100 mL	200	283.2	86400	-	70,188.9
5439000	6/2/2002	80.2	80.2	0.1782	14.29	2844	24.1058%	Fecal		CFU/100 mL	200	283.2	86400	-	69,927.3
5439000	6/6/2007	80.2	80.2	0.1782	14.29	2844	24.1058%	Fecal		CFU/100 mL	200	283.2	86400	-	69,927.3
5439000	12/29/2016	80.2	80.2	0.1782	14.29	2844	24.1058%	Fecal		CFU/100 mL	200	283.2	86400	-	69,927.3
5439000	4/26/2017	80.2	80.2	0.1782	14.29	2844	24.1058%	Fecal		CFU/100 mL	200	283.2	86400	-	69,927.3
5439000	3/18/2011	80.1	80.1	0.1782	14.27	2848	24.1397%	Fecal		CFU/100 mL	200	283.2	86400	-	69,840.2
5439000	1/12/2019	80.1	80.1	0.1782	14.27	2848	24.1397%	Fecal		CFU/100 mL	200	283.2	86400	-	69,840.2
5439000	7/5/2021	80.1	80.1	0.1782	14.27	2848	24.1397%	Fecal		CFU/100 mL	200	283.2	86400	-	69,840.2
5439000	2/12/1990	80	80	0.1782	14.25	2851	24.1651%	Fecal		CFU/100 mL	200	283.2	86400	-	69,753.0
5439000	6/19/1990	80	80	0.1782	14.25	2851	24.1651%	Fecal		CFU/100 mL	200	283.2	86400	-	69,753.0
5439000	12/30/1990	80	80	0.1782	14.25	2851	24.1651%	Fecal		CFU/100 mL	200	283.2	86400	-	69,753.0
5439000	12/7/1992	80	80	0.1782	14.25	2851	24.1651%	Fecal		CFU/100 mL	200	283.2	86400	-	69,753.0
5439000	12/26/1992	80	80	0.1782	14.25	2851	24.1651%	Fecal		CFU/100 mL	200	283.2	86400	-	69,753.0
5439000	1/12/1993	80	80	0.1782	14.25	2851	24.1651%	Fecal		CFU/100 mL	200	283.2	86400	-	69,753.0
5439000	3/15/1993	80	80	0.1782	14.25	2851	24.1651%	Fecal		CFU/100 mL	200	283.2	86400	-	69,753.0
5439000	8/23/1993	80	80	0.1782	14.25	2851	24.1651%	Fecal		CFU/100 mL	200	283.2	86400	-	69,753.0
5439000	11/30/1994	80	80	0.1782	14.25	2851	24.1651%	Fecal		CFU/100 mL	200	283.2	86400	-	69,753.0
5439000	1/23/1995	80	80	0.1782	14.25	2851	24.1651%	Fecal		CFU/100 mL	200	283.2	86400	-	69,753.0
5439000	2/18/1999	80	80	0.1782	14.25	2851	24.1651%	Fecal		CFU/100 mL	200	283.2	86400	-	69,753.0
5439000	2/3/2001	80	80	0.1782	14.25	2851	24.1651%	Fecal		CFU/100 mL	200	283.2	86400	-	69,753.0
5439000	3/2/2004	80	80	0.1782	14.25	2851	24.1651%	Fecal		CFU/100 mL	200	283.2	86400	-	69,753.0
5439000	12/27/2007	80	80	0.1782	14.25	2851	24.1651%	Fecal		CFU/100 mL	200	283.2	86400	-	69,753.0
5439000	2/19/2013	80	80	0.1782	14.25	2851	24.1651%	Fecal		CFU/100 mL	200	283.2	86400	-	69,753.0
5439000	4/14/2010	79.9	79.9	0.1782	14.24	2866	24.2923%	Fecal		CFU/100 mL	200	283.2	86400	-	69,665.8
5439000	4/5/2016	79.9	79.9	0.1782	14.24	2866	24.2923%	Fecal		CFU/100 mL	200	283.2	86400	-	69,665.8
5439000	6/1/2020	79.9	79.9	0.1782	14.24	2866	24.2923%	Fecal		CFU/100 mL	200	283.2	86400	-	69,665.8
5439000	7/16/2008	79.8	79.8	0.1782	14.22	2869	24.3177%	Fecal		CFU/100 mL	200	283.2	86400	-	69,578.6

Gage ID	Date	Discharge (CFS)	Gage Discharge (less Surrogate NPDES) (CFS)	Watershed Area Ratio	Calculated flow (CFS)	Rank	Flow Exceedance %	Parameter	Results	Units (mg or micro_gram	Limit/Standard	100mL/CF	sec/day	Actual Load (million colonies/day)	Allowable Load (million colonies/day)
5439000	1/31/2010	79.8	79.8	0.1782	14.22	2869	24.3177%	Fecal		CFU/100 mL	200	283.2	86400	-	69,578.6
5439000	4/17/2022	79.8	79.8	0.1459	11.65	3474	29.4457%	Fecal		CFU/100 mL	200	283.2	86400	-	56,989.7
5439000	11/26/2019	79.7	79.7	0.1782	14.20	2871	24.3346%	Fecal		CFU/100 mL	200	283.2	86400	-	69,491.4
5439000	2/27/2011	79.6	79.6	0.1782	14.18	2872	24.3431%	Fecal		CFU/100 mL	200	283.2	86400	-	69,404.2
5439000	3/11/2012	79.6	79.6	0.1782	14.18	2872	24.3431%	Fecal		CFU/100 mL	200	283.2	86400	-	69,404.2
5439000	4/27/2019	79.6	79.6	0.1782	14.18	2872	24.3431%	Fecal		CFU/100 mL	200	283.2	86400	-	69,404.2
5439000	6/1/2003	79.5	79.5	0.1782	14.16	2875	24.3685%	Fecal		CFU/100 mL	200	283.2	86400	-	69,317.0
5439000	12/20/2006	79.4	79.4	0.1782	14.15	2876	24.3770%	Fecal		CFU/100 mL	200	283.2	86400	-	69,229.8
5439000	10/30/2008	79.4	79.4	0.1782	14.15	2876	24.3770%	Fecal		CFU/100 mL	200	283.2	86400	-	69,229.8
5439000	3/5/2017	79.4	79.4	0.1782	14.15	2876	24.3770%	Fecal		CFU/100 mL	200	283.2	86400	-	69,229.8
5439000	7/4/2019	79.4	79.4	0.1782	14.15	2876	24.3770%	Fecal		CFU/100 mL	200	283.2	86400	-	69,229.8
5439000	2/21/2005	79.3	79.3	0.1782	14.13	2880	24.4109%	Fecal		CFU/100 mL	200	283.2	86400	-	69,142.6
5439000	4/17/2009	79.3	79.3	0.1782	14.13	2880	24.4109%	Fecal		CFU/100 mL	200	283.2	86400	-	69,142.6
5439000	12/19/1993	79.2	79.2	0.1782	14.11	2882	24.4279%	Fecal		CFU/100 mL	200	283.2	86400	-	69,055.4
5439000	2/2/2019	79.2	79.2	0.1782	14.11	2882	24.4279%	Fecal		CFU/100 mL	200	283.2	86400	-	69,055.4
5439000	4/9/2020	79.2	79.2	0.1782	14.11	2882	24.4279%	Fecal		CFU/100 mL	200	283.2	86400	-	69,055.4
5439000	6/2/2013	79.1	79.1	0.1782	14.09	2885	24.4533%	Fecal		CFU/100 mL	200	283.2	86400	-	68,968.2
5439000	5/6/2018	79.1	79.1	0.1782	14.09	2885	24.4533%	Fecal		CFU/100 mL	200	283.2	86400	-	68,968.2
5439000	12/5/2019	79.1	79.1	0.1782	14.09	2885	24.4533%	Fecal		CFU/100 mL	200	283.2	86400	-	68,968.2
5439000	6/8/1991	79	79	0.1782	14.08	2888	24.4787%	Fecal		CFU/100 mL	200	283.2	86400	-	68,881.0
5439000	9/3/1993	79	79	0.1782	14.08	2888	24.4787%	Fecal		CFU/100 mL	200	283.2	86400	-	68,881.0
5439000	1/1/1995	79	79	0.1782	14.08	2888	24.4787%	Fecal		CFU/100 mL	200	283.2	86400	-	68,881.0
5439000	3/17/1995	79	79	0.1782	14.08	2888	24.4787%	Fecal		CFU/100 mL	200	283.2	86400	-	68,881.0
5439000	12/12/1996	79	79	0.1782	14.08	2888	24.4787%	Fecal		CFU/100 mL	200	283.2	86400	-	68,881.0
5439000	1/12/1998	79	79	0.1782	14.08	2888	24.4787%	Fecal		CFU/100 mL	200	283.2	86400	-	68,881.0
5439000	10/22/1998	79	79	0.1782	14.08	2888	24.4787%	Fecal		CFU/100 mL	200	283.2	86400	-	68,881.0
5439000	7/7/2000	79	79	0.1782	14.08	2888	24.4787%	Fecal		CFU/100 mL	200	283.2	86400	-	68,881.0
5439000	4/18/2001	79	79	0.1782	14.08	2888	24.4787%	Fecal		CFU/100 mL	200	283.2	86400	-	68,881.0
5439000	7/14/2007	79	79	0.1782	14.08	2888	24.4787%	Fecal		CFU/100 mL	200	283.2	86400	-	68,881.0
5439000	5/8/2013	79	79	0.1782	14.08	2888	24.4787%	Fecal		CFU/100 mL	200	283.2	86400	-	68,881.0
5439000	3/17/2020	79	79	0.1782	14.08	2888	24.4787%	Fecal		CFU/100 mL	200	283.2	86400	-	68,881.0
5439000	4/6/2014	78.9	78.9	0.1782	14.06	2900	24.5804%	Fecal		CFU/100 mL	200	283.2	86400	-	68,793.9
5439000	5/30/2018	78.9	78.9	0.1782	14.06	2900	24.5804%	Fecal		CFU/100 mL	200	283.2	86400	-	68,793.9
5439000	3/4/2009	78.8	78.8	0.1782	14.04	2902	24.5974%	Fecal		CFU/100 mL	200	283.2	86400	-	68,706.7
5439000	5/21/2014	78.8	78.8	0.1782	14.04	2902	24.5974%	Fecal		CFU/100 mL	200	283.2	86400	-	68,706.7
5439000	9/10/2014	78.8	78.8	0.1782	14.04	2902	24.5974%	Fecal		CFU/100 mL	200	283.2	86400	-	68,706.7
5439000	2/6/2005	78.7	78.7	0.1782	14.02	2905	24.6228%	Fecal		CFU/100 mL	200	283.2	86400	-	68,619.5
5439000	1/20/2016	78.7	78.7	0.1782	14.02	2905	24.6228%	Fecal		CFU/100 mL	200	283.2	86400	-	68,619.5
5439000	2/13/2019	78.7	78.7	0.1782	14.02	2905	24.6228%	Fecal		CFU/100 mL	200	283.2	86400	-	68,619.5
5439000	7/22/2008	78.6	78.6	0.1782	14.00	2908	24.6482%	Fecal		CFU/100 mL	200	283.2	86400	-	68,532.3
5439000	12/7/2011	78.6	78.6	0.1782	14.00	2908	24.6482%	Fecal		CFU/100 mL	200	283.2	86400	-	68,532.3
5439000	7/10/2015	78.6	78.6	0.1782	14.00	2908	24.6482%	Fecal		CFU/100 mL	200	283.2	86400	-	68,532.3
5439000	1/21/2016	78.5	78.5	0.1782	13.99	2911	24.6737%	Fecal		CFU/100 mL	200	283.2	86400	-	68,445.1
5439000	4/21/2002	78.4	78.4	0.1782	13.97	2912	24.6821%	Fecal		CFU/100 mL	200	283.2	86400	-	68,357.9
5439000	3/5/2009	78.4	78.4	0.1782	13.97	2912	24.6821%	Fecal		CFU/100 mL	200	283.2	86400	-	68,357.9
5439000	11/27/2011	78.4	78.4	0.1782	13.97	2912	24.6821%	Fecal		CFU/100 mL	200	283.2	86400	-	68,357.9
5439000	3/14/2012	78.4	78.4	0.1782	13.97	2912	24.6821%	Fecal		CFU/100 mL	200	283.2	86400	-	68,357.9
5439000	7/10/2014	78.4	78.4	0.1782	13.97	2912	24.6821%	Fecal		CFU/100 mL	200	283.2	86400	-	68,357.9
5439000	5/7/2002	78.3	78.3	0.1782	13.95	2917	24.7245%	Fecal		CFU/100 mL	200	283.2	86400	-	68,270.7
5439000	4/18/2007	78.3	78.3	0.1782	13.95	2917	24.7245%	Fecal		CFU/100 mL	200	283.2	86400	-	68,270.7
5439000	12/24/2011	78.3	78.3	0.1782	13.95	2917	24.7245%	Fecal		CFU/100 mL	200	283.2	86400	-	68,270.7
5439000	7/3/2019	78.3	78.3	0.1782	13.95	2917	24.7245%	Fecal		CFU/100 mL	200	283.2	86400	-	68,270.7
5439000	6/1/2017	78.2	78.2	0.1782	13.93	2921	24.7584%	Fecal		CFU/100 mL	200	283.2	86400	-	68,183.5
5439000	4/18/2022	78.2	78.2	0.1459	11.41	3537	29.9797%	Fecal		CFU/100 mL	200	283.2	86400	-	55,847.0
5439000	3/27/2010	78.1	78.1	0.1782	13.92	2922	24.7669%	Fecal		CFU/100 mL	200	283.2	86400	-	68,096.3
5439000	3/31/2019	78.1	78.1	0.1782	13.92	2922	24.7669%	Fecal		CFU/100 mL	200	283.2	86400	-	68,096.3
5439000	9/3/2019	78.1	78.1	0.1782	13.92	2922	24.7669%	Fecal		CFU/100 mL	200	283.2	86400	-	68,096.3
5439000	2/5/1990	78	78	0.1782	13.90	2925	24.7923%	Fecal		CFU/100 mL	200	283.2	86400	-	68,009.1
5439000	5/8/1991	78	78	0.1782	13.90	2925	24.7923%	Fecal		CFU/100 mL	200	283.2	86400	-	68,009.1
5439000	4/24/1992	78	78	0.1782	13.90	2925	24.7923%	Fecal		CFU/100 mL	200	283.2	86400	-	68,009.1
5439000	1/11/1993	78	78	0.1782	13.90	2925	24.7923%	Fecal		CFU/100 mL	200	283.2	86400	-	68,009.1
5439000	5/4/1995	78	78	0.1782	13.90	2925	24.7923%	Fecal		CFU/100 mL	200	283.2	86400	-	68,009.1
5439000	12/13/1996	78	78	0.1782	13.90	2925	24.7923%	Fecal		CFU/100 mL	200	283.2	86400	-	68,009.1
5439000	1/6/1997	78	78	0.1782	13.90	2925	24.7923%	Fecal		CFU/100 mL	200	283.2	86400	-	68,009.1
5439000	4/15/1997	78	78	0.1782	13.90	2925	24.7923%	Fecal		CFU/100 mL	200	283.2	86400	-	68,009.1
5439000	4/27/2000	78	78	0.1782	13.90	2925	24.7923%	Fecal		CFU/100 mL	200	283.2	86400	-	68,009.1
5439000	6/7/2000	78	78	0.1782	13.90	2925	24.7923%	Fecal		CFU/100 mL	200	283.2	86400	-	68,009.1
5439000	7/1/2000	78	78	0.1782	13.90	2925	24.7923%	Fecal		CFU/100 mL	200	283.2	86400	-	68,009.1
5439000	3/12/2001	78	78	0.1782	13.90	2925	24.7923%	Fecal		CFU/100 mL	200	283.2	86400	-	68,009.1
5439000	3/28/2001	78	78	0.1782	13.90	2925	24.7923%	Fecal		CFU/100 mL	200	283.2	86400	-	68,009.1
5439000	4/21/2001	78	78	0.1782	13.90	2925	24.7923%	Fecal		CFU/100 mL	200	283.2	86400	-	68,009.1
5439000	7/19/2008	78	78	0.1782	13.90	2925	24.7923%	Fecal		CFU/100 mL	200	283.2	86400	-	68,009.1
5439000	6/18/2018	78	78	0.1782	13.90	2925	24.7923%	Fecal		CFU/100 mL	200	283.2	86400	-	68,009.1
5439000	11/12/2019	78	78	0.1782	13.90	2925	24.7923%	Fecal		CFU/100 mL	200	283.2	86400	-	68,009.1
5439000	3/16/2002	77.9	77.9	0.1782	13.88	2942	24.9364%	Fecal		CFU/100 mL	200	283.2	86400	-	67,921.9
5439000	7/7/2013	77.9	77.9	0.1782	13.88	2942	24.9364%	Fecal		CFU/100 mL	200	283.2	86400	-	67,921.9
5439000	6/14/2019	77.9	77.9	0.1782	13.88	2942	24.9364%	Fecal		CFU/100 mL	200	283.2	86400	-	67,921.9
5439000	4/22/2004	77.8	77.8	0.1782	13.86	2945	24.9619%	Fecal		CFU/100 mL	200	283.2	86400	-	67,834.8
5439000	8/16/2007	77.8	77.8	0.1782	13.86	2945	24.9619%	Fecal		CFU/100 mL	200	283.2	86400	-	67,834.8
5439000	1/3/2012	77.8	77.8	0.1782	13.86	2945	24.9619%	Fecal		CFU/100 mL	200	283.2	86400	-	67,834.8
5439000	5/13/2012	77.8	77.8	0.1782	13.86	2945	24.9619%	Fecal		CFU/100 mL	200	283.2	86400	-	67,834.8
5439000	5/10/2013	77.8	77.8	0.1782	13.86	2945	24.9619%	Fecal		CFU/100 mL	200	283.2	86400	-	67,834.8
5439000	2/26/2020	77.8	77.8	0.1782	13.86	2945	24.9619%	Fecal		CFU/100 mL	200	283.2	86400	-	67,834.8
5439000	7/31/2017	77.7	77.7	0.1782	13.84	2951	25.0127%	Fecal		CFU/100 mL	200	283.2	86400	-	67,747.6
5439000	6/23/2019	77.7	77.7	0.1782	13.84	2951	25.0127%	Fecal		CFU/100 mL	200	283.2	86400	-	67,747.6
5439000	2/13/2005	77.6	77.6	0.1782	13.83	2953	25.0297%	Fecal		CFU/100 mL	200	283.2	86400	-	67,660.4
5439000	3/29/2008	77.6	77.6	0.1782	13.83	2953	25.0297%	Fecal		CFU/100 mL	200	283.2	86400	-	67,660.4
5439000	4/22/2008	77.6	77.6	0.1782	13.83	2953	25.0297%	Fecal		CFU/100 mL	200	283.2	86400	-	67,660.4
5439000	4/16/2012	77.6	77.6	0.1782	13.83	2953	25.0297%	Fecal		CFU/100 mL	200	283.2	86400	-	67,660.4
5439000	5/10/2020	77.6	77.6	0.1782	13.83	2953	25.0297%	Fecal		CFU/100 mL	200	283.2	86400	-	67,660.4
5439000	4/18/2002	77.4	77.4	0.1782	13.79	2958	25.0720%	Fecal		CFU/100 mL	200	283.2	86400	-	67,486.0
5439000	4/25/2010	77.4	77.4	0.1782	13.79	2958	25.0720%	Fecal		CFU/100 mL	200	283.2	86400	-	67,486.0
5439000	1/17/2016	77.4	77.4	0.1782	13.79	2958	25.0720%	Fecal		CFU/100 mL	200	283.2	86400	-	67,486.0
5439000	2/16/2019	77.4	77.4	0.1782	13.79	2958	25.0720%	Fecal		CFU/100 mL	200	283.2	86400	-	67,486.0
5439000	1/5/2007	77.3	77.3	0.1782	13.77	2962	25.1060%	Fecal		CFU/100 mL	200	283.2	86400	-	67,398.8
5439000	3/30/2008	77.3	77.3	0.1782	13.77	2962	25.1060%	Fecal		CFU/100 mL	200	283.2	86400	-	67,398.8
5439000	2/27/2012	77.3	77.3	0.1782	13.77	2962	25.1060%	Fecal		CFU/100 mL	200	283.2	86400	-	67,398.8
5439000	6/4/2015	77.3	77.3	0.1782	13.77	2962	25.1060%	Fecal		CFU/100 mL	200	283.2	86400	-	67,398.8
5439000	7/17/2007	77.2	77.2	0.1782	13.75	2966	25.1399%	Fecal		CFU/100 mL	200	283.2	86400	-	67,311.6
5439000	3/18/2020	77.2	77.2	0.1782	13.75	2966	25.1399%	Fecal		CFU/100 mL	200	283.2	86400	-	67,311.6
5439000	6/2/2020	77.2	77.2	0.1782	13.75	2966	25.1399%	Fecal		CFU/100 mL	200	283.2	86400	-	67,311.6
5439000	2/13/1990	77	77	0.1782	13.72	2969	25.1653%	Fecal		CFU/100 mL	200	283.2	86400	-	67,137.2
5439000	12/9/1990	77	77	0.1782	13.72	2969	25.1653%	Fecal		CFU/100 mL	200	283.2	86400	-	67,137.2
5439000	4/6/1991	77	77	0.1782	13.72	2969	25.1653%	Fecal		CFU/100 mL	200	283.2	86400	-	67,137.2
5439000	2/24/1992	77	77	0.1782	13.72	2969	25.1653%	Fecal		CFU/100 mL	200	283.2	86400	-	67,137.2
5439000	3/14/1992	77	77	0.1782	13.72	2969	25.1653%	Fecal		CFU/100 mL	200	283.2	86400	-	67,137.2
5439000	1/14/1993	77	77	0.1782	13.72	2969	25.1653%	Fecal		CFU/100 mL	200	283.2	86400	-	67,137.2
5439000	7/7/1993	77	77	0.1782	13.72	2969	25.1653%	Fecal		CFU/100 mL	200	283.2	86400	-	67,137.2
5439000	6/12/2001	77	77	0.1782	13.72	2969	25.1653%	Fecal		CFU/100 mL	200	283.2	86400	-	67,137.2
5439000	6/27/2009	77	77	0.1782	13.72	2969	25.1653%	Fecal		CFU/100 mL	200	283.2	86400	-	67,137.2
5439000	3/2/2019	77	77	0.1782	13.72	2969	25.1653%	Fecal		CFU/100 mL	200	283.2	86400	-	67,137.2
5439000	4/6/2004	76.9	76.9	0.1782	13.70	2979	25.2500%	Fecal		CFU/100 mL	200	283.2	86400	-	67,050.0
5439000	5/1/2015	76.9	76.9	0.1782	13.70	2979	25.2500%	Fecal		CFU/100 mL	200	283.2	86400	-	67,050.0
5439000	1/17/2020	76.9	76.9	0.1782	13.70	2979	25.2500%	Fecal		CFU/100 mL	200	283.2	86400	-	67,050.0
5439000	5/9/2020	76.9	76.9	0.1782	13.70	2979	25.2500%	Fecal		CFU/100 mL	200	283.2	86400	-	67,050.0
5439000	7/2/1994	76.8	76.8	0.1782	13.68	2983	25.2839%	Fecal		CFU/100 mL	200	283.2	86400	-	66,962.8
5439000	1/5/2010	76.8	76.8	0.1782	13.68	2983	25.2839%	Fecal		CFU/100 mL	200	283.2	86400	-	66,962.8
5439000	9/28/2008	76.6	76.6	0.1782	13.65	2985	25.3009%	Fecal		CFU/100 mL	200	283.2	86400	-	66,788.5
5439000	4/18/2009	76.6	76.6	0.1782	13.65	2985	25.3009%	Fecal		CFU/100 mL	200	283.2	86400	-	66,788.5
5439000	7/4/2018	76.6	76.6	0.1782	13.65	2985	25.3009%	Fecal		CFU/100 mL	200	283.2	86400	-	66,788.5
5439000	3/8/2005	76.5	76.5	0.1782	13.63	2990	25.3433%	Fecal		CFU/100 mL	200	283.2	86400	-	66,701.3
5439000	5/26/2006	76.5	76.5	0.1782	13.63	2990	25.3433%	Fecal		CFU/100 mL	200	283.2	86400	-	66,701.3
5439000	7/20/2015	76.5	76.5	0.1782	13.63	2990	25.3433%	Fecal		CFU/100 mL	200	283.2	86400	-	66,701.3
5439000	12/26/2016	76.5	76.5	0.1782	13.63	2990	25.3433%	Fecal		CFU/100 mL	200	283.2	86400	-	66,701.3
5439000	10/29/2017	76.5	76.5	0.1782	13.63	2990	25.3433%	Fecal		CFU/100 mL	200	283.2	86400	-	66,701.3

Gage ID	Date	Discharge (CFS)	Gage Discharge (less Surrogate NPDES) (CFS)	Watershed Area Ratio	Calculated flow (CFS)	Rank	Flow Exceedance %	Parameter	Results	Units (mg or micro_gram	Limit/Standard	100mL/CF	sec/day	Actual Load (million colonies/day)	Allowable Load (million colonies/day)
5439000	4/19/2019	76.5	76.5	0.1782	13.63	2990	25.3433%	Fecal		CFU/100 mL	200	283.2	86400	-	66,701.3
5439000	11/13/2019	76.5	76.5	0.1782	13.63	2990	25.3433%	Fecal		CFU/100 mL	200	283.2	86400	-	66,701.3
5439000	1/20/2007	76.4	76.4	0.1782	13.61	2997	25.4026%	Fecal		CFU/100 mL	200	283.2	86400	-	66,614.1
5439000	4/12/2009	76.4	76.4	0.1782	13.61	2997	25.4026%	Fecal		CFU/100 mL	200	283.2	86400	-	66,614.1
5439000	1/6/2020	76.4	76.4	0.1782	13.61	2997	25.4026%	Fecal		CFU/100 mL	200	283.2	86400	-	66,614.1
5439000	5/9/2013	76.3	76.3	0.1782	13.59	3000	25.4280%	Fecal		CFU/100 mL	200	283.2	86400	-	66,526.9
5439000	4/19/2002	76.2	76.2	0.1782	13.58	3001	25.4365%	Fecal		CFU/100 mL	200	283.2	86400	-	66,439.7
5439000	9/27/2011	76.2	76.2	0.1782	13.58	3001	25.4365%	Fecal		CFU/100 mL	200	283.2	86400	-	66,439.7
5439000	2/4/2012	76.2	76.2	0.1782	13.58	3001	25.4365%	Fecal		CFU/100 mL	200	283.2	86400	-	66,439.7
5439000	10/22/1993	76.1	76.1	0.1782	13.56	3004	25.4619%	Fecal		CFU/100 mL	200	283.2	86400	-	66,352.5
5439000	9/10/2007	76.1	76.1	0.1782	13.56	3004	25.4619%	Fecal		CFU/100 mL	200	283.2	86400	-	66,352.5
5439000	5/23/2010	76.1	76.1	0.1782	13.56	3004	25.4619%	Fecal		CFU/100 mL	200	283.2	86400	-	66,352.5
5439000	1/21/2020	76.1	76.1	0.1782	13.56	3004	25.4619%	Fecal		CFU/100 mL	200	283.2	86400	-	66,352.5
5439000	1/18/1990	76	76	0.1782	13.54	3008	25.4958%	Fecal		CFU/100 mL	200	283.2	86400	-	66,265.3
5439000	2/4/1990	76	76	0.1782	13.54	3008	25.4958%	Fecal		CFU/100 mL	200	283.2	86400	-	66,265.3
5439000	3/5/1991	76	76	0.1782	13.54	3008	25.4958%	Fecal		CFU/100 mL	200	283.2	86400	-	66,265.3
5439000	5/24/1991	76	76	0.1782	13.54	3008	25.4958%	Fecal		CFU/100 mL	200	283.2	86400	-	66,265.3
5439000	6/11/1991	76	76	0.1782	13.54	3008	25.4958%	Fecal		CFU/100 mL	200	283.2	86400	-	66,265.3
5439000	2/29/1992	76	76	0.1782	13.54	3008	25.4958%	Fecal		CFU/100 mL	200	283.2	86400	-	66,265.3
5439000	2/27/1995	76	76	0.1782	13.54	3008	25.4958%	Fecal		CFU/100 mL	200	283.2	86400	-	66,265.3
5439000	4/23/1995	76	76	0.1782	13.54	3008	25.4958%	Fecal		CFU/100 mL	200	283.2	86400	-	66,265.3
5439000	2/10/1996	76	76	0.1782	13.54	3008	25.4958%	Fecal		CFU/100 mL	200	283.2	86400	-	66,265.3
5439000	7/2/1996	76	76	0.1782	13.54	3008	25.4958%	Fecal		CFU/100 mL	200	283.2	86400	-	66,265.3
5439000	8/16/1996	76	76	0.1782	13.54	3008	25.4958%	Fecal		CFU/100 mL	200	283.2	86400	-	66,265.3
5439000	4/13/1997	76	76	0.1782	13.54	3008	25.4958%	Fecal		CFU/100 mL	200	283.2	86400	-	66,265.3
5439000	5/14/1997	76	76	0.1782	13.54	3008	25.4958%	Fecal		CFU/100 mL	200	283.2	86400	-	66,265.3
5439000	1/13/1998	76	76	0.1782	13.54	3008	25.4958%	Fecal		CFU/100 mL	200	283.2	86400	-	66,265.3
5439000	3/4/1998	76	76	0.1782	13.54	3008	25.4958%	Fecal		CFU/100 mL	200	283.2	86400	-	66,265.3
5439000	3/15/1998	76	76	0.1782	13.54	3008	25.4958%	Fecal		CFU/100 mL	200	283.2	86400	-	66,265.3
5439000	5/25/1998	76	76	0.1782	13.54	3008	25.4958%	Fecal		CFU/100 mL	200	283.2	86400	-	66,265.3
5439000	6/22/1998	76	76	0.1782	13.54	3008	25.4958%	Fecal		CFU/100 mL	200	283.2	86400	-	66,265.3
5439000	6/25/1999	76	76	0.1782	13.54	3008	25.4958%	Fecal		CFU/100 mL	200	283.2	86400	-	66,265.3
5439000	4/9/2001	76	76	0.1782	13.54	3008	25.4958%	Fecal		CFU/100 mL	200	283.2	86400	-	66,265.3
5439000	4/19/2001	76	76	0.1782	13.54	3008	25.4958%	Fecal		CFU/100 mL	200	283.2	86400	-	66,265.3
5439000	3/20/2011	76	76	0.1782	13.54	3008	25.4958%	Fecal		CFU/100 mL	200	283.2	86400	-	66,265.3
5439000	3/21/2011	76	76	0.1782	13.54	3008	25.4958%	Fecal		CFU/100 mL	200	283.2	86400	-	66,265.3
5439000	3/20/2022	76	76	0.1459	11.09	3648	30.9205%	Fecal		CFU/100 mL	200	283.2	86400	-	54,275.9
5439000	5/8/2002	75.9	75.9	0.1782	13.52	3031	25.6908%	Fecal		CFU/100 mL	200	283.2	86400	-	66,178.1
5439000	11/30/2009	75.9	75.9	0.1782	13.52	3031	25.6908%	Fecal		CFU/100 mL	200	283.2	86400	-	66,178.1
5439000	6/26/2016	75.9	75.9	0.1782	13.52	3031	25.6908%	Fecal		CFU/100 mL	200	283.2	86400	-	66,178.1
5439000	6/22/2019	75.8	75.8	0.1782	13.51	3034	25.7162%	Fecal		CFU/100 mL	200	283.2	86400	-	66,090.9
5439000	6/24/2019	75.8	75.8	0.1782	13.51	3034	25.7162%	Fecal		CFU/100 mL	200	283.2	86400	-	66,090.9
5439000	8/11/1994	75.7	75.7	0.1782	13.49	3036	25.7332%	Fecal		CFU/100 mL	200	283.2	86400	-	66,003.7
5439000	3/17/2002	75.7	75.7	0.1782	13.49	3036	25.7332%	Fecal		CFU/100 mL	200	283.2	86400	-	66,003.7
5439000	10/31/2008	75.7	75.7	0.1782	13.49	3036	25.7332%	Fecal		CFU/100 mL	200	283.2	86400	-	66,003.7
5439000	5/20/2014	75.7	75.7	0.1782	13.49	3036	25.7332%	Fecal		CFU/100 mL	200	283.2	86400	-	66,003.7
5439000	12/2/2016	75.7	75.7	0.1782	13.49	3036	25.7332%	Fecal		CFU/100 mL	200	283.2	86400	-	66,003.7
5439000	6/2/2008	75.6	75.6	0.1782	13.47	3041	25.7756%	Fecal		CFU/100 mL	200	283.2	86400	-	65,916.5
5439000	12/29/2006	75.5	75.5	0.1782	13.45	3042	25.7840%	Fecal		CFU/100 mL	200	283.2	86400	-	65,829.4
5439000	4/15/2010	75.4	75.4	0.1782	13.43	3043	25.7925%	Fecal		CFU/100 mL	200	283.2	86400	-	65,742.2
5439000	7/3/2015	75.4	75.4	0.1782	13.43	3043	25.7925%	Fecal		CFU/100 mL	200	283.2	86400	-	65,742.2
5439000	2/7/2017	75.4	75.4	0.1782	13.43	3043	25.7925%	Fecal		CFU/100 mL	200	283.2	86400	-	65,742.2
5439000	12/20/1993	75.3	75.3	0.1782	13.42	3046	25.8179%	Fecal		CFU/100 mL	200	283.2	86400	-	65,655.0
5439000	6/18/2010	75.3	75.3	0.1782	13.42	3046	25.8179%	Fecal		CFU/100 mL	200	283.2	86400	-	65,655.0
5439000	2/8/2020	75.3	75.3	0.1782	13.42	3046	25.8179%	Fecal		CFU/100 mL	200	283.2	86400	-	65,655.0
5439000	11/10/2009	75.2	75.2	0.1782	13.40	3049	25.8434%	Fecal		CFU/100 mL	200	283.2	86400	-	65,567.8
5439000	5/23/2015	75.2	75.2	0.1782	13.40	3049	25.8434%	Fecal		CFU/100 mL	200	283.2	86400	-	65,567.8
5439000	6/17/2018	75.1	75.1	0.1782	13.38	3051	25.8603%	Fecal		CFU/100 mL	200	283.2	86400	-	65,480.6
5439000	3/30/1990	75	75	0.1782	13.36	3052	25.8688%	Fecal		CFU/100 mL	200	283.2	86400	-	65,393.4
5439000	2/12/1991	75	75	0.1782	13.36	3052	25.8688%	Fecal		CFU/100 mL	200	283.2	86400	-	65,393.4
5439000	4/25/1991	75	75	0.1782	13.36	3052	25.8688%	Fecal		CFU/100 mL	200	283.2	86400	-	65,393.4
5439000	12/5/1991	75	75	0.1782	13.36	3052	25.8688%	Fecal		CFU/100 mL	200	283.2	86400	-	65,393.4
5439000	1/28/1993	75	75	0.1782	13.36	3052	25.8688%	Fecal		CFU/100 mL	200	283.2	86400	-	65,393.4
5439000	10/11/1993	75	75	0.1782	13.36	3052	25.8688%	Fecal		CFU/100 mL	200	283.2	86400	-	65,393.4
5439000	1/24/1995	75	75	0.1782	13.36	3052	25.8688%	Fecal		CFU/100 mL	200	283.2	86400	-	65,393.4
5439000	11/20/1995	75	75	0.1782	13.36	3052	25.8688%	Fecal		CFU/100 mL	200	283.2	86400	-	65,393.4
5439000	5/16/1996	75	75	0.1782	13.36	3052	25.8688%	Fecal		CFU/100 mL	200	283.2	86400	-	65,393.4
5439000	7/1/1996	75	75	0.1782	13.36	3052	25.8688%	Fecal		CFU/100 mL	200	283.2	86400	-	65,393.4
5439000	12/11/1998	75	75	0.1782	13.36	3052	25.8688%	Fecal		CFU/100 mL	200	283.2	86400	-	65,393.4
5439000	11/11/2000	75	75	0.1782	13.36	3052	25.8688%	Fecal		CFU/100 mL	200	283.2	86400	-	65,393.4
5439000	3/7/2001	75	75	0.1782	13.36	3052	25.8688%	Fecal		CFU/100 mL	200	283.2	86400	-	65,393.4
5439000	3/28/2010	75	75	0.1782	13.36	3052	25.8688%	Fecal		CFU/100 mL	200	283.2	86400	-	65,393.4
5439000	4/25/2008	74.8	74.8	0.1782	13.33	3066	25.9875%	Fecal		CFU/100 mL	200	283.2	86400	-	65,219.0
5439000	4/11/2011	74.7	74.7	0.1782	13.31	3067	25.9959%	Fecal		CFU/100 mL	200	283.2	86400	-	65,131.8
5439000	3/23/2013	74.7	74.7	0.1782	13.31	3067	25.9959%	Fecal		CFU/100 mL	200	283.2	86400	-	65,131.8
5439000	12/11/2018	74.7	74.7	0.1782	13.31	3067	25.9959%	Fecal		CFU/100 mL	200	283.2	86400	-	65,131.8
5439000	4/1/2019	74.6	74.6	0.1782	13.29	3070	26.0214%	Fecal		CFU/100 mL	200	283.2	86400	-	65,044.6
5439000	6/3/2020	74.6	74.6	0.1782	13.29	3070	26.0214%	Fecal		CFU/100 mL	200	283.2	86400	-	65,044.6
5439000	8/6/2007	74.5	74.5	0.1782	13.27	3072	26.0383%	Fecal		CFU/100 mL	200	283.2	86400	-	64,957.4
5439000	6/24/2011	74.5	74.5	0.1782	13.27	3072	26.0383%	Fecal		CFU/100 mL	200	283.2	86400	-	64,957.4
5439000	4/14/2021	74.5	74.5	0.1782	13.27	3072	26.0383%	Fecal		CFU/100 mL	200	283.2	86400	-	64,957.4
5439000	10/10/2008	74.4	74.4	0.1782	13.26	3075	26.0637%	Fecal		CFU/100 mL	200	283.2	86400	-	64,870.3
5439000	1/25/2019	74.4	74.4	0.1782	13.26	3075	26.0637%	Fecal		CFU/100 mL	200	283.2	86400	-	64,870.3
5439000	3/11/2004	74.3	74.3	0.1782	13.24	3077	26.0807%	Fecal		CFU/100 mL	200	283.2	86400	-	64,783.1
5439000	4/18/2006	74.3	74.3	0.1782	13.24	3077	26.0807%	Fecal		CFU/100 mL	200	283.2	86400	-	64,783.1
5439000	3/11/1994	74.2	74.2	0.1782	13.22	3079	26.0976%	Fecal		CFU/100 mL	200	283.2	86400	-	64,695.9
5439000	1/16/2016	74.2	74.2	0.1782	13.22	3079	26.0976%	Fecal		CFU/100 mL	200	283.2	86400	-	64,695.9
5439000	11/14/2019	74.2	74.2	0.1782	13.22	3079	26.0976%	Fecal		CFU/100 mL	200	283.2	86400	-	64,695.9
5439000	5/18/2006	74.1	74.1	0.1782	13.20	3082	26.1231%	Fecal		CFU/100 mL	200	283.2	86400	-	64,608.7
5439000	7/1/2010	74.1	74.1	0.1782	13.20	3082	26.1231%	Fecal		CFU/100 mL	200	283.2	86400	-	64,608.7
5439000	12/25/2011	74.1	74.1	0.1782	13.20	3082	26.1231%	Fecal		CFU/100 mL	200	283.2	86400	-	64,608.7
5439000	12/11/2015	74.1	74.1	0.1782	13.20	3082	26.1231%	Fecal		CFU/100 mL	200	283.2	86400	-	64,608.7
5439000	6/19/2016	74.1	74.1	0.1782	13.20	3082	26.1231%	Fecal		CFU/100 mL	200	283.2	86400	-	64,608.7
5439000	2/16/1990	74	74	0.1782	13.18	3087	26.1655%	Fecal		CFU/100 mL	200	283.2	86400	-	64,521.5
5439000	5/30/1990	74	74	0.1782	13.18	3087	26.1655%	Fecal		CFU/100 mL	200	283.2	86400	-	64,521.5
5439000	6/16/1990	74	74	0.1782	13.18	3087	26.1655%	Fecal		CFU/100 mL	200	283.2	86400	-	64,521.5
5439000	8/24/1990	74	74	0.1782	13.18	3087	26.1655%	Fecal		CFU/100 mL	200	283.2	86400	-	64,521.5
5439000	12/22/1990	74	74	0.1782	13.18	3087	26.1655%	Fecal		CFU/100 mL	200	283.2	86400	-	64,521.5
5439000	2/11/1991	74	74	0.1782	13.18	3087	26.1655%	Fecal		CFU/100 mL	200	283.2	86400	-	64,521.5
5439000	4/27/1991	74	74	0.1782	13.18	3087	26.1655%	Fecal		CFU/100 mL	200	283.2	86400	-	64,521.5
5439000	3/1/1992	74	74	0.1782	13.18	3087	26.1655%	Fecal		CFU/100 mL	200	283.2	86400	-	64,521.5
5439000	5/15/1993	74	74	0.1782	13.18	3087	26.1655%	Fecal		CFU/100 mL	200	283.2	86400	-	64,521.5
5439000	11/19/1994	74	74	0.1782	13.18	3087	26.1655%	Fecal		CFU/100 mL	200	283.2	86400	-	64,521.5
5439000	11/21/1994	74	74	0.1782	13.18	3087	26.1655%	Fecal		CFU/100 mL	200	283.2	86400	-	64,521.5
5439000	6/12/1995	74	74	0.1782	13.18	3087	26.1655%	Fecal		CFU/100 mL	200	283.2	86400	-	64,521.5
5439000	7/5/1995	74	74	0.1782	13.18	3087	26.1655%	Fecal		CFU/100 mL	200	283.2	86400	-	64,521.5
5439000	5/21/1997	74	74	0.1782	13.18	3087	26.1655%	Fecal		CFU/100 mL	200	283.2	86400	-	64,521.5
5439000	5/27/1997	74	74	0.1782	13.18	3087	26.1655%	Fecal		CFU/100 mL	200	283.2	86400	-	64,521.5
5439000	3/23/1999	74	74	0.1782	13.18	3087	26.1655%	Fecal		CFU/100 mL	200	283.2	86400	-	64,521.5
5439000	4/9/2007	74	74	0.1782	13.18	3087	26.1655%	Fecal		CFU/100 mL	200	283.2	86400	-	64,521.5
5439000	11/19/2019	74	74	0.1782	13.18	3087	26.1655%	Fecal		CFU/100 mL	200	283.2	86400	-	64,521.5
5439000	3/13/2006	73.9	73.9	0.1782	13.17	3105	26.3180%	Fecal		CFU/100 mL	200	283.2	86400	-	64,434.3
5439000	3/21/2016	73.9	73.9	0.1782	13.17	3105	26.3180%	Fecal		CFU/100 mL	200	283.2	86400	-	64,434.3
5439000	1/30/2017	73.9	73.9	0.1782	13.17	3105	26.3180%	Fecal		CFU/100 mL	200	283.2	86400	-	64,434.3
5439000	10/20/2017	73.9	73.9	0.1782	13.17	3105	26.3180%	Fecal		CFU/100 mL	200	283.2	86400	-	64,434.3
5439000	10/7/2018	73.9	73.9	0.1782	13.17	3105	26.3180%	Fecal		CFU/100 mL	200	283.2	86400	-	64,434.3
5439000	3/28/2011	73.8	73.8	0.1782	13.15	3110	26.3604%	Fecal		CFU/100 mL	200	283.2	86400	-	64,347.1
5439000	12/6/2019	73.8	73.8	0.1782	13.15	3110	26.3604%	Fecal		CFU/100 mL	200	283.2	86400	-	64,347.1
5439000	4/14/2015	73.7	73.7	0.1782	13.13	3112	26.3774%	Fecal		CFU/100 mL	200	283.2	86400	-	64,259.9
5439000	6/7/2015	73.7	73.7	0.1782	13.13	3112	26.3774%	Fecal		CFU/100 mL	200	283.2	86400	-	64,259.9
5439000	6/6/2016	73.7	73.7	0.1782	13.13	3112	26.3774%	Fecal		CFU/100 mL	200	283.2	86400	-	64,259.9
5439000	4/2/2019	73.7	73.7	0.1782	13.13	3112	26.3774%	Fecal		CFU/100 mL	200	283.2	86400	-	64,259.9
5439000	2/23/2020	73.7	73.7	0.1782	13.13	3112	26.3774%	Fecal		CFU/100 mL	200	283.2	86400	-	64,259.9
5439000	2/1/2019	73.6	73.6	0.1782	13.11	3117	26.4197%	Fecal		CFU/100 mL	200	283.2	86400	-	64,172.7
5439000	5/3/2006	73.5	73.5	0.1782	13.10	3118	26.4282%	Fecal		CFU/100 mL	200	283.2	86400	-	64,085.5

Gage ID	Date	Discharge (CFS)	Gage Discharge (less Surrogate NPDES) (CFS)	Watershed Area Ratio	Calculated flow (CFS)	Rank	Flow Exceedance %	Parameter	Results	Units (mg or micro_gram	Limit/Standard	100mL/CF	sec/day	Actual Load (million colonies/day)	Allowable Load (million colonies/day)
5439000	5/28/2006	73.5	73.5	0.1782	13.10	3118	26.4282%	Fecal		CFU/100 mL	200	283.2	86400	-	64,085.5
5439000	2/6/2012	73.4	73.4	0.1782	13.08	3120	26.4452%	Fecal		CFU/100 mL	200	283.2	86400	-	63,998.3
5439000	10/16/2014	73.4	73.4	0.1782	13.08	3120	26.4452%	Fecal		CFU/100 mL	200	283.2	86400	-	63,998.3
5439000	10/10/2018	73.4	73.4	0.1782	13.08	3120	26.4452%	Fecal		CFU/100 mL	200	283.2	86400	-	63,998.3
5439000	3/7/2005	73.3	73.3	0.1782	13.06	3123	26.4706%	Fecal		CFU/100 mL	200	283.2	86400	-	63,911.1
5439000	4/17/2014	73.2	73.2	0.1782	13.04	3124	26.4791%	Fecal		CFU/100 mL	200	283.2	86400	-	63,824.0
5439000	3/6/2019	73.2	73.2	0.1782	13.04	3124	26.4791%	Fecal		CFU/100 mL	200	283.2	86400	-	63,824.0
5439000	6/12/2006	73.1	73.1	0.1782	13.02	3126	26.4960%	Fecal		CFU/100 mL	200	283.2	86400	-	63,736.8
5439000	3/15/2012	73.1	73.1	0.1782	13.02	3126	26.4960%	Fecal		CFU/100 mL	200	283.2	86400	-	63,736.8
5439000	3/6/2017	73.1	73.1	0.1782	13.02	3126	26.4960%	Fecal		CFU/100 mL	200	283.2	86400	-	63,736.8
5439000	4/27/2020	73.1	73.1	0.1782	13.02	3126	26.4960%	Fecal		CFU/100 mL	200	283.2	86400	-	63,736.8
5439000	11/9/1990	73	73	0.1782	13.01	3130	26.5299%	Fecal		CFU/100 mL	200	283.2	86400	-	63,649.6
5439000	3/6/1991	73	73	0.1782	13.01	3130	26.5299%	Fecal		CFU/100 mL	200	283.2	86400	-	63,649.6
5439000	4/7/1991	73	73	0.1782	13.01	3130	26.5299%	Fecal		CFU/100 mL	200	283.2	86400	-	63,649.6
5439000	11/7/1992	73	73	0.1782	13.01	3130	26.5299%	Fecal		CFU/100 mL	200	283.2	86400	-	63,649.6
5439000	12/29/1992	73	73	0.1782	13.01	3130	26.5299%	Fecal		CFU/100 mL	200	283.2	86400	-	63,649.6
5439000	12/1/1994	73	73	0.1782	13.01	3130	26.5299%	Fecal		CFU/100 mL	200	283.2	86400	-	63,649.6
5439000	1/2/1995	73	73	0.1782	13.01	3130	26.5299%	Fecal		CFU/100 mL	200	283.2	86400	-	63,649.6
5439000	2/21/1998	73	73	0.1782	13.01	3130	26.5299%	Fecal		CFU/100 mL	200	283.2	86400	-	63,649.6
5439000	3/16/1998	73	73	0.1782	13.01	3130	26.5299%	Fecal		CFU/100 mL	200	283.2	86400	-	63,649.6
5439000	2/19/1999	73	73	0.1782	13.01	3130	26.5299%	Fecal		CFU/100 mL	200	283.2	86400	-	63,649.6
5439000	5/26/1999	73	73	0.1782	13.01	3130	26.5299%	Fecal		CFU/100 mL	200	283.2	86400	-	63,649.6
5439000	3/8/2001	73	73	0.1782	13.01	3130	26.5299%	Fecal		CFU/100 mL	200	283.2	86400	-	63,649.6
5439000	4/20/2001	73	73	0.1782	13.01	3130	26.5299%	Fecal		CFU/100 mL	200	283.2	86400	-	63,649.6
5439000	6/19/2002	73	73	0.1782	13.01	3130	26.5299%	Fecal		CFU/100 mL	200	283.2	86400	-	63,649.6
5439000	1/4/2007	73	73	0.1782	13.01	3130	26.5299%	Fecal		CFU/100 mL	200	283.2	86400	-	63,649.6
5439000	11/17/2008	73	73	0.1782	13.01	3130	26.5299%	Fecal		CFU/100 mL	200	283.2	86400	-	63,649.6
5439000	3/21/2013	73	73	0.1782	13.01	3130	26.5299%	Fecal		CFU/100 mL	200	283.2	86400	-	63,649.6
5439000	3/19/2015	73	73	0.1782	13.01	3130	26.5299%	Fecal		CFU/100 mL	200	283.2	86400	-	63,649.6
5439000	5/27/2007	72.9	72.9	0.1782	12.99	3148	26.6825%	Fecal		CFU/100 mL	200	283.2	86400	-	63,562.4
5439000	5/25/2003	72.8	72.8	0.1782	12.97	3149	26.6910%	Fecal		CFU/100 mL	200	283.2	86400	-	63,475.2
5439000	11/15/2011	72.8	72.8	0.1782	12.97	3149	26.6910%	Fecal		CFU/100 mL	200	283.2	86400	-	63,475.2
5439000	1/22/2016	72.8	72.8	0.1782	12.97	3149	26.6910%	Fecal		CFU/100 mL	200	283.2	86400	-	63,475.2
5439000	12/2/1993	72.7	72.7	0.1782	12.95	3152	26.7164%	Fecal		CFU/100 mL	200	283.2	86400	-	63,388.0
5439000	4/27/2004	72.7	72.7	0.1782	12.95	3152	26.7164%	Fecal		CFU/100 mL	200	283.2	86400	-	63,388.0
5439000	9/11/2007	72.7	72.7	0.1782	12.95	3152	26.7164%	Fecal		CFU/100 mL	200	283.2	86400	-	63,388.0
5439000	3/4/2019	72.7	72.7	0.1782	12.95	3152	26.7164%	Fecal		CFU/100 mL	200	283.2	86400	-	63,388.0
5439000	7/21/2019	72.6	72.6	0.1782	12.94	3156	26.7503%	Fecal		CFU/100 mL	200	283.2	86400	-	63,300.8
5439000	11/20/2019	72.6	72.6	0.1782	12.94	3156	26.7503%	Fecal		CFU/100 mL	200	283.2	86400	-	63,300.8
5439000	2/26/2002	72.5	72.5	0.1782	12.92	3159	26.7757%	Fecal		CFU/100 mL	200	283.2	86400	-	63,213.6
5439000	5/19/2008	72.5	72.5	0.1782	12.92	3159	26.7757%	Fecal		CFU/100 mL	200	283.2	86400	-	63,213.6
5439000	2/28/2005	72.4	72.4	0.1782	12.90	3161	26.7927%	Fecal		CFU/100 mL	200	283.2	86400	-	63,126.4
5439000	4/22/2002	72.3	72.3	0.1782	12.88	3162	26.8012%	Fecal		CFU/100 mL	200	283.2	86400	-	63,039.2
5439000	6/2/2017	72.3	72.3	0.1782	12.88	3162	26.8012%	Fecal		CFU/100 mL	200	283.2	86400	-	63,039.2
5439000	5/27/2018	72.3	72.3	0.1782	12.88	3162	26.8012%	Fecal		CFU/100 mL	200	283.2	86400	-	63,039.2
5439000	1/13/2019	72.3	72.3	0.1782	12.88	3162	26.8012%	Fecal		CFU/100 mL	200	283.2	86400	-	63,039.2
5439000	3/2/2020	72.3	72.3	0.1782	12.88	3162	26.8012%	Fecal		CFU/100 mL	200	283.2	86400	-	63,039.2
5439000	5/12/2011	72.2	72.2	0.1782	12.86	3167	26.8435%	Fecal		CFU/100 mL	200	283.2	86400	-	62,952.0
5439000	2/3/2012	72.1	72.1	0.1782	12.85	3169	26.8605%	Fecal		CFU/100 mL	200	283.2	86400	-	62,864.9
5439000	2/10/2013	72.1	72.1	0.1782	12.85	3169	26.8605%	Fecal		CFU/100 mL	200	283.2	86400	-	62,864.9
5439000	6/25/1990	72	72	0.1782	12.83	3171	26.8774%	Fecal		CFU/100 mL	200	283.2	86400	-	62,777.7
5439000	5/9/1991	72	72	0.1782	12.83	3171	26.8774%	Fecal		CFU/100 mL	200	283.2	86400	-	62,777.7
5439000	4/25/1992	72	72	0.1782	12.83	3171	26.8774%	Fecal		CFU/100 mL	200	283.2	86400	-	62,777.7
5439000	9/9/1992	72	72	0.1782	12.83	3171	26.8774%	Fecal		CFU/100 mL	200	283.2	86400	-	62,777.7
5439000	12/8/1992	72	72	0.1782	12.83	3171	26.8774%	Fecal		CFU/100 mL	200	283.2	86400	-	62,777.7
5439000	8/1/1993	72	72	0.1782	12.83	3171	26.8774%	Fecal		CFU/100 mL	200	283.2	86400	-	62,777.7
5439000	9/21/1993	72	72	0.1782	12.83	3171	26.8774%	Fecal		CFU/100 mL	200	283.2	86400	-	62,777.7
5439000	3/18/1995	72	72	0.1782	12.83	3171	26.8774%	Fecal		CFU/100 mL	200	283.2	86400	-	62,777.7
5439000	3/28/1995	72	72	0.1782	12.83	3171	26.8774%	Fecal		CFU/100 mL	200	283.2	86400	-	62,777.7
5439000	3/29/1995	72	72	0.1782	12.83	3171	26.8774%	Fecal		CFU/100 mL	200	283.2	86400	-	62,777.7
5439000	3/30/1995	72	72	0.1782	12.83	3171	26.8774%	Fecal		CFU/100 mL	200	283.2	86400	-	62,777.7
5439000	11/17/1995	72	72	0.1782	12.83	3171	26.8774%	Fecal		CFU/100 mL	200	283.2	86400	-	62,777.7
5439000	5/6/1997	72	72	0.1782	12.83	3171	26.8774%	Fecal		CFU/100 mL	200	283.2	86400	-	62,777.7
5439000	5/26/1998	72	72	0.1782	12.83	3171	26.8774%	Fecal		CFU/100 mL	200	283.2	86400	-	62,777.7
5439000	3/29/2001	72	72	0.1782	12.83	3171	26.8774%	Fecal		CFU/100 mL	200	283.2	86400	-	62,777.7
5439000	4/8/2001	72	72	0.1782	12.83	3171	26.8774%	Fecal		CFU/100 mL	200	283.2	86400	-	62,777.7
5439000	1/6/2007	72	72	0.1782	12.83	3171	26.8774%	Fecal		CFU/100 mL	200	283.2	86400	-	62,777.7
5439000	6/28/2009	72	72	0.1782	12.83	3171	26.8774%	Fecal		CFU/100 mL	200	283.2	86400	-	62,777.7
5439000	7/17/2014	72	72	0.1782	12.83	3171	26.8774%	Fecal		CFU/100 mL	200	283.2	86400	-	62,777.7
5439000	10/23/1993	71.9	71.9	0.1782	12.81	3190	27.0385%	Fecal		CFU/100 mL	200	283.2	86400	-	62,690.5
5439000	3/10/2018	71.9	71.9	0.1782	12.81	3190	27.0385%	Fecal		CFU/100 mL	200	283.2	86400	-	62,690.5
5439000	6/19/2007	71.8	71.8	0.1782	12.79	3192	27.0554%	Fecal		CFU/100 mL	200	283.2	86400	-	62,603.3
5439000	1/6/2010	71.8	71.8	0.1782	12.79	3192	27.0554%	Fecal		CFU/100 mL	200	283.2	86400	-	62,603.3
5439000	5/8/2011	71.8	71.8	0.1782	12.79	3192	27.0554%	Fecal		CFU/100 mL	200	283.2	86400	-	62,603.3
5439000	7/9/2013	71.6	71.6	0.1782	12.76	3195	27.0809%	Fecal		CFU/100 mL	200	283.2	86400	-	62,428.9
5439000	6/8/2015	71.6	71.6	0.1782	12.76	3195	27.0809%	Fecal		CFU/100 mL	200	283.2	86400	-	62,428.9
5439000	4/16/2010	71.5	71.5	0.1782	12.74	3197	27.0978%	Fecal		CFU/100 mL	200	283.2	86400	-	62,341.7
5439000	5/2/2015	71.5	71.5	0.1782	12.74	3197	27.0978%	Fecal		CFU/100 mL	200	283.2	86400	-	62,341.7
5439000	2/5/2016	71.5	71.5	0.1782	12.74	3197	27.0978%	Fecal		CFU/100 mL	200	283.2	86400	-	62,341.7
5439000	3/22/2016	71.5	71.5	0.1782	12.74	3197	27.0978%	Fecal		CFU/100 mL	200	283.2	86400	-	62,341.7
5439000	11/5/2017	71.5	71.5	0.1782	12.74	3197	27.0978%	Fecal		CFU/100 mL	200	283.2	86400	-	62,341.7
5439000	1/7/2020	71.5	71.5	0.1782	12.74	3197	27.0978%	Fecal		CFU/100 mL	200	283.2	86400	-	62,341.7
5439000	3/18/2002	71.4	71.4	0.1782	12.72	3203	27.1487%	Fecal		CFU/100 mL	200	283.2	86400	-	62,254.5
5439000	3/6/2022	71.4	71.4	0.1459	10.42	3888	32.9547%	Fecal		CFU/100 mL	200	283.2	86400	-	50,990.7
5439000	3/28/2022	71.4	71.4	0.1459	10.42	3888	32.9547%	Fecal		CFU/100 mL	200	283.2	86400	-	50,990.7
5439000	11/18/2017	71.3	71.3	0.1782	12.70	3204	27.1571%	Fecal		CFU/100 mL	200	283.2	86400	-	62,167.3
5439000	11/18/2019	71.3	71.3	0.1782	12.70	3204	27.1571%	Fecal		CFU/100 mL	200	283.2	86400	-	62,167.3
5439000	5/17/2006	71.2	71.2	0.1782	12.69	3206	27.1741%	Fecal		CFU/100 mL	200	283.2	86400	-	62,080.1
5439000	12/30/2006	71.2	71.2	0.1782	12.69	3206	27.1741%	Fecal		CFU/100 mL	200	283.2	86400	-	62,080.1
5439000	2/22/1990	71	71	0.1782	12.65	3208	27.1910%	Fecal		CFU/100 mL	200	283.2	86400	-	61,905.8
5439000	7/4/1990	71	71	0.1782	12.65	3208	27.1910%	Fecal		CFU/100 mL	200	283.2	86400	-	61,905.8
5439000	4/26/1991	71	71	0.1782	12.65	3208	27.1910%	Fecal		CFU/100 mL	200	283.2	86400	-	61,905.8
5439000	6/9/1991	71	71	0.1782	12.65	3208	27.1910%	Fecal		CFU/100 mL	200	283.2	86400	-	61,905.8
5439000	11/20/1994	71	71	0.1782	12.65	3208	27.1910%	Fecal		CFU/100 mL	200	283.2	86400	-	61,905.8
5439000	4/24/1995	71	71	0.1782	12.65	3208	27.1910%	Fecal		CFU/100 mL	200	283.2	86400	-	61,905.8
5439000	7/4/1995	71	71	0.1782	12.65	3208	27.1910%	Fecal		CFU/100 mL	200	283.2	86400	-	61,905.8
5439000	12/16/1996	71	71	0.1782	12.65	3208	27.1910%	Fecal		CFU/100 mL	200	283.2	86400	-	61,905.8
5439000	2/23/2001	71	71	0.1782	12.65	3208	27.1910%	Fecal		CFU/100 mL	200	283.2	86400	-	61,905.8
5439000	5/16/2006	71	71	0.1782	12.65	3208	27.1910%	Fecal		CFU/100 mL	200	283.2	86400	-	61,905.8
5439000	4/20/2022	71	71	0.1459	10.36	3899	33.0480%	Fecal		CFU/100 mL	200	283.2	86400	-	50,705.1
5439000	11/11/2009	70.9	70.9	0.1782	12.63	3218	27.2758%	Fecal		CFU/100 mL	200	283.2	86400	-	61,818.6
5439000	5/25/2010	70.8	70.8	0.1782	12.61	3219	27.2843%	Fecal		CFU/100 mL	200	283.2	86400	-	61,731.4
5439000	3/2/2021	70.8	70.8	0.1782	12.61	3219	27.2843%	Fecal		CFU/100 mL	200	283.2	86400	-	61,731.4
5439000	12/1/2009	70.7	70.7	0.1782	12.60	3221	27.3012%	Fecal		CFU/100 mL	200	283.2	86400	-	61,644.2
5439000	6/4/2020	70.6	70.6	0.1782	12.58	3222	27.3097%	Fecal		CFU/100 mL	200	283.2	86400	-	61,557.0
5439000	6/23/2021	70.6	70.6	0.1782	12.58	3222	27.3097%	Fecal		CFU/100 mL	200	283.2	86400	-	61,557.0
5439000	5/11/2020	70.5	70.5	0.1782	12.56	3224	27.3267%	Fecal		CFU/100 mL	200	283.2	86400	-	61,469.8
5439000	2/20/2009	70.4	70.4	0.1782	12.54	3225	27.3351%	Fecal		CFU/100 mL	200	283.2	86400	-	61,382.6
5439000	1/22/2012	70.4	70.4	0.1782	12.54	3225	27.3351%	Fecal		CFU/100 mL	200	283.2	86400	-	61,382.6
5439000	1/31/2017	70.4	70.4	0.1782	12.54	3225	27.3351%	Fecal		CFU/100 mL	200	283.2	86400	-	61,382.6
5439000	6/10/2020	70.4	70.4	0.1782	12.54	3225	27.3351%	Fecal		CFU/100 mL	200	283.2	86400	-	61,382.6
5439000	7/11/2015	70.2	70.2	0.1782	12.51	3229	27.3690%	Fecal		CFU/100 mL	200	283.2	86400	-	61,208.2
5439000	2/8/2017	70.2	70.2	0.1782	12.51	3229	27.3690%	Fecal		CFU/100 mL	200	283.2	86400	-	61,208.2
5439000	4/13/2020	70.2	70.2	0.1782	12.51	3229	27.3690%	Fecal		CFU/100 mL	200	283.2	86400	-	61,208.2
5439000	4/20/2002	70.1	70.1	0.1782	12.49	3233	27.4029%	Fecal		CFU/100 mL	200	283.2	86400	-	61,121.0
5439000	3/1/2019	70.1	70.1	0.1782	12.49	3233	27.4029%	Fecal		CFU/100 mL	200	283.2	86400	-	61,121.0
5439000	4/10/2020	70.1	70.1	0.1782	12.49	3233	27.4029%	Fecal		CFU/100 mL	200	283.2	86400	-	61,121.0
5439000	3/1/2022	70.1	70.1	0.1459	10.23	3943	33.4209%	Fecal		CFU/100 mL	200	283.2	86400	-	50,062.3
5439000	3/31/1990	70	70	0.1782	12.47	3236	27.4284%	Fecal		CFU/100 mL	200	283.2	86400	-	61,033.8
5439000	4/1/1990	70	70	0.1782	12.47	3236	27.4284%	Fecal		CFU/100 mL	200	283.2	86400	-	61,033.8
5439000	4/17/1990	70	70	0.1782	12.47	3236	27.4284%	Fecal		CFU/100 mL	200	283.2	86400	-	61,033.8
5439000	5/31/1990	70	70	0.1782	12.47	3236	27.4284%	Fecal		CFU/100 mL	200	283.2	86400	-	61,033.8
5439000	8/19/1990	70	70	0.1782	12.47	3236	27.4284%	Fecal		CFU/100 mL	200	283.2	86400	-	61,033.8
5439000	2/21/1991	70	70	0.1782	12.47	3236	27.4284%	Fecal		CFU/100 mL	200	283.2	86400	-	61,033.8
5439000	12/7/1991	70	70	0.1782	12.47	3236	27.4284%	Fecal		CFU/100 mL	200	283.2	86400	-	61,033.8

Gage ID	Date	Discharge (CFS)	Gage Discharge (less Surrogate NPDES) (CFS)	Watershed Area Ratio	Calculated flow (CFS)	Rank	Flow Exceedance %	Parameter	Results	Units (mg or micro_gram	Limit/Standard	100mL/CF	sec/day	Actual Load (million colonies/day)	Allowable Load (million colonies/day)
5439000	1/18/1992	70	70	0.1782	12.47	3236	27.4284%	Fecal		CFU/100 mL	200	283.2	86400	-	61,033.8
5439000	11/9/1992	70	70	0.1782	12.47	3236	27.4284%	Fecal		CFU/100 mL	200	283.2	86400	-	61,033.8
5439000	12/27/1992	70	70	0.1782	12.47	3236	27.4284%	Fecal		CFU/100 mL	200	283.2	86400	-	61,033.8
5439000	1/15/1993	70	70	0.1782	12.47	3236	27.4284%	Fecal		CFU/100 mL	200	283.2	86400	-	61,033.8
5439000	10/5/1993	70	70	0.1782	12.47	3236	27.4284%	Fecal		CFU/100 mL	200	283.2	86400	-	61,033.8
5439000	10/9/1993	70	70	0.1782	12.47	3236	27.4284%	Fecal		CFU/100 mL	200	283.2	86400	-	61,033.8
5439000	3/25/1994	70	70	0.1782	12.47	3236	27.4284%	Fecal		CFU/100 mL	200	283.2	86400	-	61,033.8
5439000	1/7/1995	70	70	0.1782	12.47	3236	27.4284%	Fecal		CFU/100 mL	200	283.2	86400	-	61,033.8
5439000	1/25/1995	70	70	0.1782	12.47	3236	27.4284%	Fecal		CFU/100 mL	200	283.2	86400	-	61,033.8
5439000	2/19/1995	70	70	0.1782	12.47	3236	27.4284%	Fecal		CFU/100 mL	200	283.2	86400	-	61,033.8
5439000	5/5/1995	70	70	0.1782	12.47	3236	27.4284%	Fecal		CFU/100 mL	200	283.2	86400	-	61,033.8
5439000	3/25/1997	70	70	0.1782	12.47	3236	27.4284%	Fecal		CFU/100 mL	200	283.2	86400	-	61,033.8
5439000	3/29/1997	70	70	0.1782	12.47	3236	27.4284%	Fecal		CFU/100 mL	200	283.2	86400	-	61,033.8
5439000	4/16/1997	70	70	0.1782	12.47	3236	27.4284%	Fecal		CFU/100 mL	200	283.2	86400	-	61,033.8
5439000	5/2/1997	70	70	0.1782	12.47	3236	27.4284%	Fecal		CFU/100 mL	200	283.2	86400	-	61,033.8
5439000	7/10/1998	70	70	0.1782	12.47	3236	27.4284%	Fecal		CFU/100 mL	200	283.2	86400	-	61,033.8
5439000	5/31/1999	70	70	0.1782	12.47	3236	27.4284%	Fecal		CFU/100 mL	200	283.2	86400	-	61,033.8
5439000	3/11/2001	70	70	0.1782	12.47	3236	27.4284%	Fecal		CFU/100 mL	200	283.2	86400	-	61,033.8
5439000	5/6/2007	70	70	0.1782	12.47	3236	27.4284%	Fecal		CFU/100 mL	200	283.2	86400	-	61,033.8
5439000	4/24/2002	69.9	69.9	0.1782	12.45	3262	27.6488%	Fecal		CFU/100 mL	200	283.2	86400	-	60,946.6
5439000	7/11/2014	69.9	69.9	0.1782	12.45	3262	27.6488%	Fecal		CFU/100 mL	200	283.2	86400	-	60,946.6
5439000	4/30/2016	69.9	69.9	0.1782	12.45	3262	27.6488%	Fecal		CFU/100 mL	200	283.2	86400	-	60,946.6
5439000	12/12/2018	69.9	69.9	0.1782	12.45	3262	27.6488%	Fecal		CFU/100 mL	200	283.2	86400	-	60,946.6
5439000	4/19/2022	69.9	69.9	0.1459	10.20	3950	33.4803%	Fecal		CFU/100 mL	200	283.2	86400	-	49,919.5
5439000	10/3/2008	69.7	69.7	0.1782	12.42	3266	27.6827%	Fecal		CFU/100 mL	200	283.2	86400	-	60,772.3
5439000	4/12/2016	69.7	69.7	0.1782	12.42	3266	27.6827%	Fecal		CFU/100 mL	200	283.2	86400	-	60,772.3
5439000	2/9/2020	69.7	69.7	0.1782	12.42	3266	27.6827%	Fecal		CFU/100 mL	200	283.2	86400	-	60,772.3
5439000	2/5/2005	69.6	69.6	0.1782	12.40	3269	27.7081%	Fecal		CFU/100 mL	200	283.2	86400	-	60,685.1
5439000	6/18/2008	69.6	69.6	0.1782	12.40	3269	27.7081%	Fecal		CFU/100 mL	200	283.2	86400	-	60,685.1
5439000	12/27/2011	69.5	69.5	0.1782	12.38	3271	27.7250%	Fecal		CFU/100 mL	200	283.2	86400	-	60,597.9
5439000	5/14/2012	69.5	69.5	0.1782	12.38	3271	27.7250%	Fecal		CFU/100 mL	200	283.2	86400	-	60,597.9
5439000	3/8/2017	69.5	69.5	0.1782	12.38	3271	27.7250%	Fecal		CFU/100 mL	200	283.2	86400	-	60,597.9
5439000	12/9/2019	69.5	69.5	0.1782	12.38	3271	27.7250%	Fecal		CFU/100 mL	200	283.2	86400	-	60,597.9
5439000	7/4/2015	69.4	69.4	0.1782	12.37	3275	27.7589%	Fecal		CFU/100 mL	200	283.2	86400	-	60,510.7
5439000	12/8/2019	69.4	69.4	0.1782	12.37	3275	27.7589%	Fecal		CFU/100 mL	200	283.2	86400	-	60,510.7
5439000	10/24/1993	69.3	69.3	0.1782	12.35	3277	27.7759%	Fecal		CFU/100 mL	200	283.2	86400	-	60,423.5
5439000	1/3/2007	69.3	69.3	0.1782	12.35	3277	27.7759%	Fecal		CFU/100 mL	200	283.2	86400	-	60,423.5
5439000	7/28/2007	69.3	69.3	0.1782	12.35	3277	27.7759%	Fecal		CFU/100 mL	200	283.2	86400	-	60,423.5
5439000	3/19/2022	69.3	69.3	0.1459	10.11	3980	33.7345%	Fecal		CFU/100 mL	200	283.2	86400	-	49,491.0
5439000	4/7/2004	69.2	69.2	0.1782	12.33	3280	27.8013%	Fecal		CFU/100 mL	200	283.2	86400	-	60,336.3
5439000	1/8/2009	69.2	69.2	0.1782	12.33	3280	27.8013%	Fecal		CFU/100 mL	200	283.2	86400	-	60,336.3
5439000	7/12/2010	69.2	69.2	0.1782	12.33	3280	27.8013%	Fecal		CFU/100 mL	200	283.2	86400	-	60,336.3
5439000	7/5/2018	69.2	69.2	0.1782	12.33	3280	27.8013%	Fecal		CFU/100 mL	200	283.2	86400	-	60,336.3
5439000	11/15/2019	69.2	69.2	0.1782	12.33	3280	27.8013%	Fecal		CFU/100 mL	200	283.2	86400	-	60,336.3
5439000	11/17/2019	69.2	69.2	0.1782	12.33	3280	27.8013%	Fecal		CFU/100 mL	200	283.2	86400	-	60,336.3
5439000	4/18/2020	69.2	69.2	0.1782	12.33	3280	27.8013%	Fecal		CFU/100 mL	200	283.2	86400	-	60,336.3
5439000	1/2/2007	69.1	69.1	0.1782	12.31	3287	27.8607%	Fecal		CFU/100 mL	200	283.2	86400	-	60,249.1
5439000	6/25/2019	69.1	69.1	0.1782	12.31	3287	27.8607%	Fecal		CFU/100 mL	200	283.2	86400	-	60,249.1
5439000	7/6/2021	69.1	69.1	0.1782	12.31	3287	27.8607%	Fecal		CFU/100 mL	200	283.2	86400	-	60,249.1
5439000	6/21/1990	69	69	0.1782	12.29	3290	27.8861%	Fecal		CFU/100 mL	200	283.2	86400	-	60,161.9
5439000	8/5/1990	69	69	0.1782	12.29	3290	27.8861%	Fecal		CFU/100 mL	200	283.2	86400	-	60,161.9
5439000	4/8/1991	69	69	0.1782	12.29	3290	27.8861%	Fecal		CFU/100 mL	200	283.2	86400	-	60,161.9
5439000	12/15/1996	69	69	0.1782	12.29	3290	27.8861%	Fecal		CFU/100 mL	200	283.2	86400	-	60,161.9
5439000	6/26/1997	69	69	0.1782	12.29	3290	27.8861%	Fecal		CFU/100 mL	200	283.2	86400	-	60,161.9
5439000	2/22/1998	69	69	0.1782	12.29	3290	27.8861%	Fecal		CFU/100 mL	200	283.2	86400	-	60,161.9
5439000	2/26/1998	69	69	0.1782	12.29	3290	27.8861%	Fecal		CFU/100 mL	200	283.2	86400	-	60,161.9
5439000	5/27/1998	69	69	0.1782	12.29	3290	27.8861%	Fecal		CFU/100 mL	200	283.2	86400	-	60,161.9
5439000	6/23/1998	69	69	0.1782	12.29	3290	27.8861%	Fecal		CFU/100 mL	200	283.2	86400	-	60,161.9
5439000	3/24/1999	69	69	0.1782	12.29	3290	27.8861%	Fecal		CFU/100 mL	200	283.2	86400	-	60,161.9
5439000	5/27/1999	69	69	0.1782	12.29	3290	27.8861%	Fecal		CFU/100 mL	200	283.2	86400	-	60,161.9
5439000	5/28/1999	69	69	0.1782	12.29	3290	27.8861%	Fecal		CFU/100 mL	200	283.2	86400	-	60,161.9
5439000	4/10/2001	69	69	0.1782	12.29	3290	27.8861%	Fecal		CFU/100 mL	200	283.2	86400	-	60,161.9
5439000	3/4/2004	69	69	0.1782	12.29	3290	27.8861%	Fecal		CFU/100 mL	200	283.2	86400	-	60,161.9
5439000	7/27/2010	69	69	0.1782	12.29	3290	27.8861%	Fecal		CFU/100 mL	200	283.2	86400	-	60,161.9
5439000	6/5/2015	69	69	0.1782	12.29	3290	27.8861%	Fecal		CFU/100 mL	200	283.2	86400	-	60,161.9
5439000	6/18/2013	68.9	68.9	0.1782	12.28	3306	28.0217%	Fecal		CFU/100 mL	200	283.2	86400	-	60,074.7
5439000	6/22/2016	68.9	68.9	0.1782	12.28	3306	28.0217%	Fecal		CFU/100 mL	200	283.2	86400	-	60,074.7
5439000	6/7/2007	68.8	68.8	0.1782	12.26	3308	28.0387%	Fecal		CFU/100 mL	200	283.2	86400	-	59,987.5
5439000	7/10/2013	68.8	68.8	0.1782	12.26	3308	28.0387%	Fecal		CFU/100 mL	200	283.2	86400	-	59,987.5
5439000	6/3/2017	68.8	68.8	0.1782	12.26	3308	28.0387%	Fecal		CFU/100 mL	200	283.2	86400	-	59,987.5
5439000	5/7/2007	68.7	68.7	0.1782	12.24	3311	28.0641%	Fecal		CFU/100 mL	200	283.2	86400	-	59,900.4
5439000	10/15/2014	68.7	68.7	0.1782	12.24	3311	28.0641%	Fecal		CFU/100 mL	200	283.2	86400	-	59,900.4
5439000	4/20/2019	68.7	68.7	0.1782	12.24	3311	28.0641%	Fecal		CFU/100 mL	200	283.2	86400	-	59,900.4
5439000	6/28/2006	68.6	68.6	0.1782	12.22	3314	28.0895%	Fecal		CFU/100 mL	200	283.2	86400	-	59,813.2
5439000	5/27/2010	68.4	68.4	0.1782	12.19	3316	28.1065%	Fecal		CFU/100 mL	200	283.2	86400	-	59,638.8
5439000	3/10/2016	68.4	68.4	0.1782	12.19	3316	28.1065%	Fecal		CFU/100 mL	200	283.2	86400	-	59,638.8
5439000	12/18/1993	68.2	68.2	0.1782	12.15	3318	28.1234%	Fecal		CFU/100 mL	200	283.2	86400	-	59,464.4
5439000	4/4/2010	68.2	68.2	0.1782	12.15	3318	28.1234%	Fecal		CFU/100 mL	200	283.2	86400	-	59,464.4
5439000	4/16/2011	68.2	68.2	0.1782	12.15	3318	28.1234%	Fecal		CFU/100 mL	200	283.2	86400	-	59,464.4
5439000	4/7/2014	68.2	68.2	0.1782	12.15	3318	28.1234%	Fecal		CFU/100 mL	200	283.2	86400	-	59,464.4
5439000	6/23/2004	68.1	68.1	0.1782	12.13	3322	28.1573%	Fecal		CFU/100 mL	200	283.2	86400	-	59,377.2
5439000	1/7/2010	68.1	68.1	0.1782	12.13	3322	28.1573%	Fecal		CFU/100 mL	200	283.2	86400	-	59,377.2
5439000	10/6/2018	68.1	68.1	0.1782	12.13	3322	28.1573%	Fecal		CFU/100 mL	200	283.2	86400	-	59,377.2
5439000	4/12/2020	68.1	68.1	0.1782	12.13	3322	28.1573%	Fecal		CFU/100 mL	200	283.2	86400	-	59,377.2
5439000	4/20/1990	68	68	0.1782	12.12	3326	28.1912%	Fecal		CFU/100 mL	200	283.2	86400	-	59,290.0
5439000	4/21/1990	68	68	0.1782	12.12	3326	28.1912%	Fecal		CFU/100 mL	200	283.2	86400	-	59,290.0
5439000	6/1/1990	68	68	0.1782	12.12	3326	28.1912%	Fecal		CFU/100 mL	200	283.2	86400	-	59,290.0
5439000	12/18/1991	68	68	0.1782	12.12	3326	28.1912%	Fecal		CFU/100 mL	200	283.2	86400	-	59,290.0
5439000	2/21/1992	68	68	0.1782	12.12	3326	28.1912%	Fecal		CFU/100 mL	200	283.2	86400	-	59,290.0
5439000	2/3/1993	68	68	0.1782	12.12	3326	28.1912%	Fecal		CFU/100 mL	200	283.2	86400	-	59,290.0
5439000	2/8/1993	68	68	0.1782	12.12	3326	28.1912%	Fecal		CFU/100 mL	200	283.2	86400	-	59,290.0
5439000	3/19/1995	68	68	0.1782	12.12	3326	28.1912%	Fecal		CFU/100 mL	200	283.2	86400	-	59,290.0
5439000	6/13/1995	68	68	0.1782	12.12	3326	28.1912%	Fecal		CFU/100 mL	200	283.2	86400	-	59,290.0
5439000	3/17/1997	68	68	0.1782	12.12	3326	28.1912%	Fecal		CFU/100 mL	200	283.2	86400	-	59,290.0
5439000	3/26/1997	68	68	0.1782	12.12	3326	28.1912%	Fecal		CFU/100 mL	200	283.2	86400	-	59,290.0
5439000	3/27/1997	68	68	0.1782	12.12	3326	28.1912%	Fecal		CFU/100 mL	200	283.2	86400	-	59,290.0
5439000	3/28/1997	68	68	0.1782	12.12	3326	28.1912%	Fecal		CFU/100 mL	200	283.2	86400	-	59,290.0
5439000	4/17/1997	68	68	0.1782	12.12	3326	28.1912%	Fecal		CFU/100 mL	200	283.2	86400	-	59,290.0
5439000	5/18/1997	68	68	0.1782	12.12	3326	28.1912%	Fecal		CFU/100 mL	200	283.2	86400	-	59,290.0
5439000	6/12/1997	68	68	0.1782	12.12	3326	28.1912%	Fecal		CFU/100 mL	200	283.2	86400	-	59,290.0
5439000	1/14/1998	68	68	0.1782	12.12	3326	28.1912%	Fecal		CFU/100 mL	200	283.2	86400	-	59,290.0
5439000	12/12/1998	68	68	0.1782	12.12	3326	28.1912%	Fecal		CFU/100 mL	200	283.2	86400	-	59,290.0
5439000	6/26/1999	68	68	0.1782	12.12	3326	28.1912%	Fecal		CFU/100 mL	200	283.2	86400	-	59,290.0
5439000	3/2/2000	68	68	0.1782	12.12	3326	28.1912%	Fecal		CFU/100 mL	200	283.2	86400	-	59,290.0
5439000	5/15/2000	68	68	0.1782	12.12	3326	28.1912%	Fecal		CFU/100 mL	200	283.2	86400	-	59,290.0
5439000	6/8/2000	68	68	0.1782	12.12	3326	28.1912%	Fecal		CFU/100 mL	200	283.2	86400	-	59,290.0
5439000	7/8/2000	68	68	0.1782	12.12	3326	28.1912%	Fecal		CFU/100 mL	200	283.2	86400	-	59,290.0
5439000	11/9/2000	68	68	0.1782	12.12	3326	28.1912%	Fecal		CFU/100 mL	200	283.2	86400	-	59,290.0
5439000	6/13/2001	68	68	0.1782	12.12	3326	28.1912%	Fecal		CFU/100 mL	200	283.2	86400	-	59,290.0
5439000	12/4/2006	68	68	0.1782	12.12	3326	28.1912%	Fecal		CFU/100 mL	200	283.2	86400	-	59,290.0
5439000	7/18/2020	68	68	0.1782	12.12	3326	28.1912%	Fecal		CFU/100 mL	200	283.2	86400	-	59,290.0
5439000	12/7/2019	67.9	67.9	0.1782	12.10	3353	28.4201%	Fecal		CFU/100 mL	200	283.2	86400	-	59,202.8
5439000	5/28/2007	67.8	67.8	0.1782	12.08	3354	28.4285%	Fecal		CFU/100 mL	200	283.2	86400	-	59,115.6
5439000	10/30/2017	67.8	67.8	0.1782	12.08	3354	28.4285%	Fecal		CFU/100 mL	200	283.2	86400	-	59,115.6
5439000	4/28/2004	67.7	67.7	0.1782	12.06	3356	28.4455%	Fecal		CFU/100 mL	200	283.2	86400	-	59,028.4
5439000	4/19/2007	67.7	67.7	0.1782	12.06	3356	28.4455%	Fecal		CFU/100 mL	200	283.2	86400	-	59,028.4
5439000	12/12/2015	67.7	67.7	0.1782	12.06	3356	28.4455%	Fecal		CFU/100 mL	200	283.2	86400	-	59,028.4
5439000	5/9/2018	67.7	67.7	0.1782	12.06	3356	28.4455%	Fecal		CFU/100 mL	200	283.2	86400	-	59,028.4
5439000	4/1/2021	67.7	67.7	0.1782	12.06	3356	28.4455%	Fecal		CFU/100 mL	200	283.2	86400	-	59,028.4
5439000	2/10/2020	67.6	67.6	0.1782	12.04	3361	28.4879%	Fecal		CFU/100 mL	200	283.2	86400	-	58,941.3
5439000	3/3/2020	67.6	67.6	0.1782	12.04	3361	28.4879%	Fecal		CFU/100 mL	200	283.2	86400	-	58,941.3
5439000	4/11/2020	67.6	67.6	0.1782	12.04	3361	28.4879%	Fecal		CFU/100 mL	200	283.2	86400	-	58,941.3
5439000	5/12/2021	67.6	67.6	0.1782	12.04	3361	28.4879%	Fecal		CFU/100 mL	200	283.2	86400	-	58,941.3
5439000	4/23/2008	67.5	67.5	0.1782	12.03	3365	28.5218%	Fecal		CFU/100 mL	200	283.2	86400	-	58,854.1
5439000	5/9/2011	67.5	67.5	0.1782	12.03	3365	28.5218%	Fecal		CFU/100 mL	200	283.2	86400	-	58,854.1

Gage ID	Date	Discharge (CFS)	Gage Discharge (less Surrogate NPDES) (CFS)	Watershed Area Ratio	Calculated flow (CFS)	Rank	Flow Exceedance %	Parameter	Results	Units (mg or micro_gram	Limit/Standard	100mL/CF	sec/day	Actual Load (million colonies/day)	Allowable Load (million colonies/day)
5439000	6/20/2016	67.5	67.5	0.1782	12.03	3365	28.5218%	Fecal		CFU/100 mL	200	283.2	86400	-	58,854.1
5439000	11/13/2008	67.4	67.4	0.1782	12.01	3368	28.5472%	Fecal		CFU/100 mL	200	283.2	86400	-	58,766.9
5439000	5/11/2013	67.4	67.4	0.1782	12.01	3368	28.5472%	Fecal		CFU/100 mL	200	283.2	86400	-	58,766.9
5439000	3/1/2004	67.3	67.3	0.1782	11.99	3370	28.5642%	Fecal		CFU/100 mL	200	283.2	86400	-	58,679.7
5439000	4/24/2008	67.3	67.3	0.1782	11.99	3370	28.5642%	Fecal		CFU/100 mL	200	283.2	86400	-	58,679.7
5439000	11/12/2009	67.3	67.3	0.1782	11.99	3370	28.5642%	Fecal		CFU/100 mL	200	283.2	86400	-	58,679.7
5439000	11/16/2019	67.3	67.3	0.1782	11.99	3370	28.5642%	Fecal		CFU/100 mL	200	283.2	86400	-	58,679.7
5439000	4/15/2021	67.3	67.3	0.1782	11.99	3370	28.5642%	Fecal		CFU/100 mL	200	283.2	86400	-	58,679.7
5439000	12/21/1993	67.2	67.2	0.1782	11.97	3375	28.6065%	Fecal		CFU/100 mL	200	283.2	86400	-	58,592.5
5439000	3/2/1994	67.2	67.2	0.1782	11.97	3375	28.6065%	Fecal		CFU/100 mL	200	283.2	86400	-	58,592.5
5439000	3/19/2011	67.2	67.2	0.1782	11.97	3375	28.6065%	Fecal		CFU/100 mL	200	283.2	86400	-	58,592.5
5439000	4/10/2007	67.1	67.1	0.1782	11.96	3378	28.6320%	Fecal		CFU/100 mL	200	283.2	86400	-	58,505.3
5439000	4/26/2008	67.1	67.1	0.1782	11.96	3378	28.6320%	Fecal		CFU/100 mL	200	283.2	86400	-	58,505.3
5439000	1/9/2009	67.1	67.1	0.1782	11.96	3378	28.6320%	Fecal		CFU/100 mL	200	283.2	86400	-	58,505.3
5439000	2/1/2010	67.1	67.1	0.1782	11.96	3378	28.6320%	Fecal		CFU/100 mL	200	283.2	86400	-	58,505.3
5439000	3/16/2012	67.1	67.1	0.1782	11.96	3378	28.6320%	Fecal		CFU/100 mL	200	283.2	86400	-	58,505.3
5439000	7/5/2019	67.1	67.1	0.1782	11.96	3378	28.6320%	Fecal		CFU/100 mL	200	283.2	86400	-	58,505.3
5439000	6/2/1990	67	67	0.1782	11.94	3384	28.6828%	Fecal		CFU/100 mL	200	283.2	86400	-	58,418.1
5439000	6/26/1990	67	67	0.1782	11.94	3384	28.6828%	Fecal		CFU/100 mL	200	283.2	86400	-	58,418.1
5439000	4/29/1991	67	67	0.1782	11.94	3384	28.6828%	Fecal		CFU/100 mL	200	283.2	86400	-	58,418.1
5439000	5/10/1991	67	67	0.1782	11.94	3384	28.6828%	Fecal		CFU/100 mL	200	283.2	86400	-	58,418.1
5439000	6/10/1991	67	67	0.1782	11.94	3384	28.6828%	Fecal		CFU/100 mL	200	283.2	86400	-	58,418.1
5439000	1/20/1993	67	67	0.1782	11.94	3384	28.6828%	Fecal		CFU/100 mL	200	283.2	86400	-	58,418.1
5439000	12/2/1994	67	67	0.1782	11.94	3384	28.6828%	Fecal		CFU/100 mL	200	283.2	86400	-	58,418.1
5439000	3/20/1995	67	67	0.1782	11.94	3384	28.6828%	Fecal		CFU/100 mL	200	283.2	86400	-	58,418.1
5439000	3/31/1995	67	67	0.1782	11.94	3384	28.6828%	Fecal		CFU/100 mL	200	283.2	86400	-	58,418.1
5439000	6/16/1995	67	67	0.1782	11.94	3384	28.6828%	Fecal		CFU/100 mL	200	283.2	86400	-	58,418.1
5439000	8/15/1995	67	67	0.1782	11.94	3384	28.6828%	Fecal		CFU/100 mL	200	283.2	86400	-	58,418.1
5439000	5/15/1997	67	67	0.1782	11.94	3384	28.6828%	Fecal		CFU/100 mL	200	283.2	86400	-	58,418.1
5439000	2/24/1998	67	67	0.1782	11.94	3384	28.6828%	Fecal		CFU/100 mL	200	283.2	86400	-	58,418.1
5439000	3/5/1998	67	67	0.1782	11.94	3384	28.6828%	Fecal		CFU/100 mL	200	283.2	86400	-	58,418.1
5439000	7/6/1998	67	67	0.1782	11.94	3384	28.6828%	Fecal		CFU/100 mL	200	283.2	86400	-	58,418.1
5439000	11/15/1998	67	67	0.1782	11.94	3384	28.6828%	Fecal		CFU/100 mL	200	283.2	86400	-	58,418.1
5439000	4/28/2000	67	67	0.1782	11.94	3384	28.6828%	Fecal		CFU/100 mL	200	283.2	86400	-	58,418.1
5439000	4/22/2001	67	67	0.1782	11.94	3384	28.6828%	Fecal		CFU/100 mL	200	283.2	86400	-	58,418.1
5439000	6/29/2009	67	67	0.1782	11.94	3384	28.6828%	Fecal		CFU/100 mL	200	283.2	86400	-	58,418.1
5439000	3/9/2005	66.9	66.9	0.1782	11.92	3403	28.8439%	Fecal		CFU/100 mL	200	283.2	86400	-	58,330.9
5439000	2/28/2012	66.9	66.9	0.1782	11.92	3403	28.8439%	Fecal		CFU/100 mL	200	283.2	86400	-	58,330.9
5439000	4/20/2015	66.9	66.9	0.1782	11.92	3403	28.8439%	Fecal		CFU/100 mL	200	283.2	86400	-	58,330.9
5439000	6/7/2016	66.9	66.9	0.1782	11.92	3403	28.8439%	Fecal		CFU/100 mL	200	283.2	86400	-	58,330.9
5439000	1/8/2007	66.8	66.8	0.1782	11.90	3407	28.8778%	Fecal		CFU/100 mL	200	283.2	86400	-	58,243.7
5439000	7/24/2011	66.8	66.8	0.1782	11.90	3407	28.8778%	Fecal		CFU/100 mL	200	283.2	86400	-	58,243.7
5439000	4/15/2015	66.8	66.8	0.1782	11.90	3407	28.8778%	Fecal		CFU/100 mL	200	283.2	86400	-	58,243.7
5439000	3/7/2019	66.8	66.8	0.1782	11.90	3407	28.8778%	Fecal		CFU/100 mL	200	283.2	86400	-	58,243.7
5439000	12/26/2011	66.7	66.7	0.1782	11.88	3411	28.9117%	Fecal		CFU/100 mL	200	283.2	86400	-	58,156.5
5439000	6/18/2017	66.7	66.7	0.1782	11.88	3411	28.9117%	Fecal		CFU/100 mL	200	283.2	86400	-	58,156.5
5439000	1/27/2019	66.7	66.7	0.1782	11.88	3411	28.9117%	Fecal		CFU/100 mL	200	283.2	86400	-	58,156.5
5439000	12/5/2006	66.5	66.5	0.1782	11.85	3414	28.9371%	Fecal		CFU/100 mL	200	283.2	86400	-	57,982.1
5439000	12/8/2011	66.5	66.5	0.1782	11.85	3414	28.9371%	Fecal		CFU/100 mL	200	283.2	86400	-	57,982.1
5439000	6/15/2014	66.5	66.5	0.1782	11.85	3414	28.9371%	Fecal		CFU/100 mL	200	283.2	86400	-	57,982.1
5439000	6/5/2020	66.5	66.5	0.1782	11.85	3414	28.9371%	Fecal		CFU/100 mL	200	283.2	86400	-	57,982.1
5439000	5/24/2010	66.4	66.4	0.1782	11.83	3418	28.9710%	Fecal		CFU/100 mL	200	283.2	86400	-	57,895.0
5439000	2/13/2013	66.4	66.4	0.1782	11.83	3418	28.9710%	Fecal		CFU/100 mL	200	283.2	86400	-	57,895.0
5439000	1/10/2020	66.4	66.4	0.1782	11.83	3418	28.9710%	Fecal		CFU/100 mL	200	283.2	86400	-	57,895.0
5439000	5/30/2003	66.3	66.3	0.1782	11.81	3421	28.9964%	Fecal		CFU/100 mL	200	283.2	86400	-	57,807.8
5439000	7/26/2007	66.3	66.3	0.1782	11.81	3421	28.9964%	Fecal		CFU/100 mL	200	283.2	86400	-	57,807.8
5439000	4/13/2016	66.3	66.3	0.1782	11.81	3421	28.9964%	Fecal		CFU/100 mL	200	283.2	86400	-	57,807.8
5439000	2/15/2020	66.3	66.3	0.1782	11.81	3421	28.9964%	Fecal		CFU/100 mL	200	283.2	86400	-	57,807.8
5439000	5/12/2020	66.3	66.3	0.1782	11.81	3421	28.9964%	Fecal		CFU/100 mL	200	283.2	86400	-	57,807.8
5439000	3/30/2022	66.3	66.3	0.1459	9.68	4114	34.8703%	Fecal		CFU/100 mL	200	283.2	86400	-	47,348.5
5439000	2/22/2005	66.2	66.2	0.1782	11.79	3426	29.0388%	Fecal		CFU/100 mL	200	283.2	86400	-	57,720.6
5439000	3/29/2011	66.2	66.2	0.1782	11.79	3426	29.0388%	Fecal		CFU/100 mL	200	283.2	86400	-	57,720.6
5439000	5/10/2011	66.2	66.2	0.1782	11.79	3426	29.0388%	Fecal		CFU/100 mL	200	283.2	86400	-	57,720.6
5439000	7/6/2019	66.2	66.2	0.1782	11.79	3426	29.0388%	Fecal		CFU/100 mL	200	283.2	86400	-	57,720.6
5439000	5/9/2010	66.1	66.1	0.1782	11.78	3430	29.0727%	Fecal		CFU/100 mL	200	283.2	86400	-	57,633.4
5439000	7/21/2015	66.1	66.1	0.1782	11.78	3430	29.0727%	Fecal		CFU/100 mL	200	283.2	86400	-	57,633.4
5439000	4/2/1990	66	66	0.1782	11.76	3432	29.0897%	Fecal		CFU/100 mL	200	283.2	86400	-	57,546.2
5439000	4/22/1990	66	66	0.1782	11.76	3432	29.0897%	Fecal		CFU/100 mL	200	283.2	86400	-	57,546.2
5439000	12/23/1990	66	66	0.1782	11.76	3432	29.0897%	Fecal		CFU/100 mL	200	283.2	86400	-	57,546.2
5439000	12/6/1991	66	66	0.1782	11.76	3432	29.0897%	Fecal		CFU/100 mL	200	283.2	86400	-	57,546.2
5439000	3/15/1992	66	66	0.1782	11.76	3432	29.0897%	Fecal		CFU/100 mL	200	283.2	86400	-	57,546.2
5439000	4/11/1992	66	66	0.1782	11.76	3432	29.0897%	Fecal		CFU/100 mL	200	283.2	86400	-	57,546.2
5439000	4/26/1992	66	66	0.1782	11.76	3432	29.0897%	Fecal		CFU/100 mL	200	283.2	86400	-	57,546.2
5439000	5/16/1993	66	66	0.1782	11.76	3432	29.0897%	Fecal		CFU/100 mL	200	283.2	86400	-	57,546.2
5439000	5/17/1993	66	66	0.1782	11.76	3432	29.0897%	Fecal		CFU/100 mL	200	283.2	86400	-	57,546.2
5439000	6/15/1995	66	66	0.1782	11.76	3432	29.0897%	Fecal		CFU/100 mL	200	283.2	86400	-	57,546.2
5439000	11/18/1995	66	66	0.1782	11.76	3432	29.0897%	Fecal		CFU/100 mL	200	283.2	86400	-	57,546.2
5439000	11/19/1995	66	66	0.1782	11.76	3432	29.0897%	Fecal		CFU/100 mL	200	283.2	86400	-	57,546.2
5439000	5/17/1996	66	66	0.1782	11.76	3432	29.0897%	Fecal		CFU/100 mL	200	283.2	86400	-	57,546.2
5439000	8/18/1996	66	66	0.1782	11.76	3432	29.0897%	Fecal		CFU/100 mL	200	283.2	86400	-	57,546.2
5439000	4/19/1997	66	66	0.1782	11.76	3432	29.0897%	Fecal		CFU/100 mL	200	283.2	86400	-	57,546.2
5439000	5/22/1997	66	66	0.1782	11.76	3432	29.0897%	Fecal		CFU/100 mL	200	283.2	86400	-	57,546.2
5439000	2/23/1998	66	66	0.1782	11.76	3432	29.0897%	Fecal		CFU/100 mL	200	283.2	86400	-	57,546.2
5439000	5/29/1998	66	66	0.1782	11.76	3432	29.0897%	Fecal		CFU/100 mL	200	283.2	86400	-	57,546.2
5439000	12/6/1998	66	66	0.1782	11.76	3432	29.0897%	Fecal		CFU/100 mL	200	283.2	86400	-	57,546.2
5439000	3/3/1999	66	66	0.1782	11.76	3432	29.0897%	Fecal		CFU/100 mL	200	283.2	86400	-	57,546.2
5439000	7/22/1999	66	66	0.1782	11.76	3432	29.0897%	Fecal		CFU/100 mL	200	283.2	86400	-	57,546.2
5439000	7/15/2000	66	66	0.1782	11.76	3432	29.0897%	Fecal		CFU/100 mL	200	283.2	86400	-	57,546.2
5439000	3/30/2001	66	66	0.1782	11.76	3432	29.0897%	Fecal		CFU/100 mL	200	283.2	86400	-	57,546.2
5439000	3/31/2001	66	66	0.1782	11.76	3432	29.0897%	Fecal		CFU/100 mL	200	283.2	86400	-	57,546.2
5439000	4/5/2001	66	66	0.1782	11.76	3432	29.0897%	Fecal		CFU/100 mL	200	283.2	86400	-	57,546.2
5439000	4/23/2001	66	66	0.1782	11.76	3432	29.0897%	Fecal		CFU/100 mL	200	283.2	86400	-	57,546.2
5439000	1/17/2005	66	66	0.1782	11.76	3432	29.0897%	Fecal		CFU/100 mL	200	283.2	86400	-	57,546.2
5439000	12/3/2006	66	66	0.1782	11.76	3432	29.0897%	Fecal		CFU/100 mL	200	283.2	86400	-	57,546.2
5439000	6/4/2017	66	66	0.1782	11.76	3432	29.0897%	Fecal		CFU/100 mL	200	283.2	86400	-	57,546.2
5439000	4/27/2002	65.9	65.9	0.1782	11.74	3461	29.3355%	Fecal		CFU/100 mL	200	283.2	86400	-	57,459.0
5439000	11/3/2016	65.8	65.8	0.1782	11.72	3462	29.3440%	Fecal		CFU/100 mL	200	283.2	86400	-	57,371.8
5439000	1/22/2020	65.8	65.8	0.1782	11.72	3462	29.3440%	Fecal		CFU/100 mL	200	283.2	86400	-	57,371.8
5439000	4/25/2020	65.8	65.8	0.1782	11.72	3462	29.3440%	Fecal		CFU/100 mL	200	283.2	86400	-	57,371.8
5439000	11/28/2011	65.7	65.7	0.1782	11.71	3465	29.3694%	Fecal		CFU/100 mL	200	283.2	86400	-	57,284.6
5439000	2/27/2020	65.7	65.7	0.1782	11.71	3465	29.3694%	Fecal		CFU/100 mL	200	283.2	86400	-	57,284.6
5439000	6/20/2002	65.6	65.6	0.1782	11.69	3467	29.3863%	Fecal		CFU/100 mL	200	283.2	86400	-	57,197.4
5439000	6/27/2020	65.6	65.6	0.1782	11.69	3467	29.3863%	Fecal		CFU/100 mL	200	283.2	86400	-	57,197.4
5439000	1/7/2007	65.5	65.5	0.1782	11.67	3469	29.4033%	Fecal		CFU/100 mL	200	283.2	86400	-	57,110.2
5439000	3/26/2015	65.5	65.5	0.1782	11.67	3469	29.4033%	Fecal		CFU/100 mL	200	283.2	86400	-	57,110.2
5439000	11/22/2017	65.5	65.5	0.1782	11.67	3469	29.4033%	Fecal		CFU/100 mL	200	283.2	86400	-	57,110.2
5439000	8/14/1994	65.4	65.4	0.1782	11.65	3472	29.4287%	Fecal		CFU/100 mL	200	283.2	86400	-	57,023.0
5439000	3/19/2002	65.4	65.4	0.1782	11.65	3472	29.4287%	Fecal		CFU/100 mL	200	283.2	86400	-	57,023.0
5439000	12/30/2011	65.3	65.3	0.1782	11.63	3475	29.4541%	Fecal		CFU/100 mL	200	283.2	86400	-	56,935.9
5439000	4/3/2019	65.3	65.3	0.1782	11.63	3475	29.4541%	Fecal		CFU/100 mL	200	283.2	86400	-	56,935.9
5439000	6/9/2020	65.3	65.3	0.1782	11.63	3475	29.4541%	Fecal		CFU/100 mL	200	283.2	86400	-	56,935.9
5439000	2/22/2008	65.2	65.2	0.1782	11.62	3478	29.4796%	Fecal		CFU/100 mL	200	283.2	86400	-	56,848.7
5439000	8/23/2011	65.2	65.2	0.1782	11.62	3478	29.4796%	Fecal		CFU/100 mL	200	283.2	86400	-	56,848.7
5439000	12/2/2009	65.1	65.1	0.1782	11.60	3480	29.4965%	Fecal		CFU/100 mL	200	283.2	86400	-	56,761.5
5439000	8/1/2017	65.1	65.1	0.1782	11.60	3480	29.4965%	Fecal		CFU/100 mL	200	283.2	86400	-	56,761.5
5439000	12/31/1990	65	65	0.1782	11.58	3482	29.5135%	Fecal		CFU/100 mL	200	283.2	86400	-	56,674.3
5439000	2/23/1992	65	65	0.1782	11.58	3482	29.5135%	Fecal		CFU/100 mL	200	283.2	86400	-	56,674.3
5439000	3/2/1992	65	65	0.1782	11.58	3482	29.5135%	Fecal		CFU/100 mL	200	283.2	86400	-	56,674.3
5439000	3/29/1992	65	65	0.1782	11.58	3482	29.5135%	Fecal		CFU/100 mL	200	283.2	86400	-	56,674.3
5439000	4/15/1992	65	65	0.1782	11.58	3482	29.5135%	Fecal		CFU/100 mL	200	283.2	86400	-	56,674.3
5439000	12/10/1992	65	65	0.1782	11.58	3482	29.5135%	Fecal		CFU/100 mL	200	283.2	86400	-	56,674.3
5439000	1/16/1993	65	65	0.1782	11.58	3482	29.5135%	Fecal		CFU/100 mL	200	283.2	86400	-	56,674.3
5439000	1/26/1995	65	65	0.1782	11.58	3482	29.5135%	Fecal		CFU/100 mL	200	283.2	86400	-	56,674.3
5439000	11/21/1995	65	65	0.1782	11.58	3482	29.5135%	Fecal		CFU/100 mL	200	283.2	86400	-	56,674.3
5439000	12/14/1996	65	65	0.1782	11.58	3482	29.5135%	Fecal		CFU/100 mL	200	283.2	86400	-	56,674.3

Gage ID	Date	Discharge (CFS)	Gage Discharge (less Surrogate NPDES) (CFS)	Watershed Area Ratio	Calculated flow (CFS)	Rank	Flow Exceedance %	Parameter	Results	Units (mg or micro_gram	Limit/Standard	100mL/CF	sec/day	Actual Load (million colonies/day)	Allowable Load (million colonies/day)
5439000	5/23/1997	65	65	0.1782	11.58	3482	29.5135%	Fecal		CFU/100 mL	200	283.2	86400	-	56,674.3
5439000	5/28/1997	65	65	0.1782	11.58	3482	29.5135%	Fecal		CFU/100 mL	200	283.2	86400	-	56,674.3
5439000	2/8/1998	65	65	0.1782	11.58	3482	29.5135%	Fecal		CFU/100 mL	200	283.2	86400	-	56,674.3
5439000	5/28/1998	65	65	0.1782	11.58	3482	29.5135%	Fecal		CFU/100 mL	200	283.2	86400	-	56,674.3
5439000	6/24/1998	65	65	0.1782	11.58	3482	29.5135%	Fecal		CFU/100 mL	200	283.2	86400	-	56,674.3
5439000	10/23/1998	65	65	0.1782	11.58	3482	29.5135%	Fecal		CFU/100 mL	200	283.2	86400	-	56,674.3
5439000	2/20/1999	65	65	0.1782	11.58	3482	29.5135%	Fecal		CFU/100 mL	200	283.2	86400	-	56,674.3
5439000	2/28/1999	65	65	0.1782	11.58	3482	29.5135%	Fecal		CFU/100 mL	200	283.2	86400	-	56,674.3
5439000	3/29/2010	65	65	0.1782	11.58	3482	29.5135%	Fecal		CFU/100 mL	200	283.2	86400	-	56,674.3
5439000	1/31/2013	65	65	0.1782	11.58	3482	29.5135%	Fecal		CFU/100 mL	200	283.2	86400	-	56,674.3
5439000	3/22/2013	65	65	0.1782	11.58	3482	29.5135%	Fecal		CFU/100 mL	200	283.2	86400	-	56,674.3
5439000	2/19/2018	65	65	0.1782	11.58	3482	29.5135%	Fecal		CFU/100 mL	200	283.2	86400	-	56,674.3
5439000	1/20/2019	65	65	0.1782	11.58	3482	29.5135%	Fecal		CFU/100 mL	200	283.2	86400	-	56,674.3
5439000	6/28/2019	65	65	0.1782	11.58	3482	29.5135%	Fecal		CFU/100 mL	200	283.2	86400	-	56,674.3
5439000	6/25/2011	64.9	64.9	0.1782	11.56	3506	29.7169%	Fecal		CFU/100 mL	200	283.2	86400	-	56,587.1
5439000	3/31/2021	64.9	64.9	0.1782	11.56	3506	29.7169%	Fecal		CFU/100 mL	200	283.2	86400	-	56,587.1
5439000	5/13/2018	64.8	64.8	0.1782	11.55	3508	29.7339%	Fecal		CFU/100 mL	200	283.2	86400	-	56,499.9
5439000	3/1/1994	64.7	64.7	0.1782	11.53	3509	29.7423%	Fecal		CFU/100 mL	200	283.2	86400	-	56,412.7
5439000	3/10/2005	64.7	64.7	0.1782	11.53	3509	29.7423%	Fecal		CFU/100 mL	200	283.2	86400	-	56,412.7
5439000	10/11/2008	64.7	64.7	0.1782	11.53	3509	29.7423%	Fecal		CFU/100 mL	200	283.2	86400	-	56,412.7
5439000	1/1/2012	64.7	64.7	0.1782	11.53	3509	29.7423%	Fecal		CFU/100 mL	200	283.2	86400	-	56,412.7
5439000	4/23/2002	64.6	64.6	0.1782	11.51	3513	29.7762%	Fecal		CFU/100 mL	200	283.2	86400	-	56,325.5
5439000	5/29/2003	64.6	64.6	0.1782	11.51	3513	29.7762%	Fecal		CFU/100 mL	200	283.2	86400	-	56,325.5
5439000	4/12/2011	64.6	64.6	0.1782	11.51	3513	29.7762%	Fecal		CFU/100 mL	200	283.2	86400	-	56,325.5
5439000	7/2/2019	64.6	64.6	0.1782	11.51	3513	29.7762%	Fecal		CFU/100 mL	200	283.2	86400	-	56,325.5
5439000	4/8/2004	64.5	64.5	0.1782	11.49	3517	29.8101%	Fecal		CFU/100 mL	200	283.2	86400	-	56,238.3
5439000	5/20/2008	64.5	64.5	0.1782	11.49	3517	29.8101%	Fecal		CFU/100 mL	200	283.2	86400	-	56,238.3
5439000	6/9/2015	64.5	64.5	0.1782	11.49	3517	29.8101%	Fecal		CFU/100 mL	200	283.2	86400	-	56,238.3
5439000	7/8/2016	64.5	64.5	0.1782	11.49	3517	29.8101%	Fecal		CFU/100 mL	200	283.2	86400	-	56,238.3
5439000	3/11/2018	64.5	64.5	0.1782	11.49	3517	29.8101%	Fecal		CFU/100 mL	200	283.2	86400	-	56,238.3
5439000	3/20/2002	64.4	64.4	0.1782	11.47	3522	29.8525%	Fecal		CFU/100 mL	200	283.2	86400	-	56,151.1
5439000	9/12/2007	64.4	64.4	0.1782	11.47	3522	29.8525%	Fecal		CFU/100 mL	200	283.2	86400	-	56,151.1
5439000	4/17/2010	64.4	64.4	0.1782	11.47	3522	29.8525%	Fecal		CFU/100 mL	200	283.2	86400	-	56,151.1
5439000	5/11/2011	64.4	64.4	0.1782	11.47	3522	29.8525%	Fecal		CFU/100 mL	200	283.2	86400	-	56,151.1
5439000	3/31/2013	64.4	64.4	0.1782	11.47	3522	29.8525%	Fecal		CFU/100 mL	200	283.2	86400	-	56,151.1
5439000	3/1/2005	64.3	64.3	0.1782	11.46	3527	29.8949%	Fecal		CFU/100 mL	200	283.2	86400	-	56,063.9
5439000	1/4/2012	64.3	64.3	0.1782	11.46	3527	29.8949%	Fecal		CFU/100 mL	200	283.2	86400	-	56,063.9
5439000	2/7/2012	64.3	64.3	0.1782	11.46	3527	29.8949%	Fecal		CFU/100 mL	200	283.2	86400	-	56,063.9
5439000	4/15/2019	64.3	64.3	0.1782	11.46	3527	29.8949%	Fecal		CFU/100 mL	200	283.2	86400	-	56,063.9
5439000	2/27/2002	64.1	64.1	0.1782	11.42	3531	29.9288%	Fecal		CFU/100 mL	200	283.2	86400	-	55,889.6
5439000	5/19/2006	64.1	64.1	0.1782	11.42	3531	29.9288%	Fecal		CFU/100 mL	200	283.2	86400	-	55,889.6
5439000	11/1/2008	64.1	64.1	0.1782	11.42	3531	29.9288%	Fecal		CFU/100 mL	200	283.2	86400	-	55,889.6
5439000	7/25/2016	64.1	64.1	0.1782	11.42	3531	29.9288%	Fecal		CFU/100 mL	200	283.2	86400	-	55,889.6
5439000	2/17/2019	64.1	64.1	0.1782	11.42	3531	29.9288%	Fecal		CFU/100 mL	200	283.2	86400	-	55,889.6
5439000	4/23/2019	64.1	64.1	0.1782	11.42	3531	29.9288%	Fecal		CFU/100 mL	200	283.2	86400	-	55,889.6
5439000	4/23/1990	64	64	0.1782	11.40	3538	29.9881%	Fecal		CFU/100 mL	200	283.2	86400	-	55,802.4
5439000	2/13/1991	64	64	0.1782	11.40	3538	29.9881%	Fecal		CFU/100 mL	200	283.2	86400	-	55,802.4
5439000	4/28/1991	64	64	0.1782	11.40	3538	29.9881%	Fecal		CFU/100 mL	200	283.2	86400	-	55,802.4
5439000	1/19/1992	64	64	0.1782	11.40	3538	29.9881%	Fecal		CFU/100 mL	200	283.2	86400	-	55,802.4
5439000	3/24/1992	64	64	0.1782	11.40	3538	29.9881%	Fecal		CFU/100 mL	200	283.2	86400	-	55,802.4
5439000	8/26/1993	64	64	0.1782	11.40	3538	29.9881%	Fecal		CFU/100 mL	200	283.2	86400	-	55,802.4
5439000	7/3/1994	64	64	0.1782	11.40	3538	29.9881%	Fecal		CFU/100 mL	200	283.2	86400	-	55,802.4
5439000	11/3/1994	64	64	0.1782	11.40	3538	29.9881%	Fecal		CFU/100 mL	200	283.2	86400	-	55,802.4
5439000	3/6/1998	64	64	0.1782	11.40	3538	29.9881%	Fecal		CFU/100 mL	200	283.2	86400	-	55,802.4
5439000	3/10/1999	64	64	0.1782	11.40	3538	29.9881%	Fecal		CFU/100 mL	200	283.2	86400	-	55,802.4
5439000	5/29/1999	64	64	0.1782	11.40	3538	29.9881%	Fecal		CFU/100 mL	200	283.2	86400	-	55,802.4
5439000	1/17/2008	64	64	0.1782	11.40	3538	29.9881%	Fecal		CFU/100 mL	200	283.2	86400	-	55,802.4
5439000	5/7/2018	64	64	0.1782	11.40	3538	29.9881%	Fecal		CFU/100 mL	200	283.2	86400	-	55,802.4
5439000	7/6/2018	64	64	0.1782	11.40	3538	29.9881%	Fecal		CFU/100 mL	200	283.2	86400	-	55,802.4
5439000	1/24/2019	64	64	0.1782	11.40	3538	29.9881%	Fecal		CFU/100 mL	200	283.2	86400	-	55,802.4
5439000	4/19/2020	64	64	0.1782	11.40	3538	29.9881%	Fecal		CFU/100 mL	200	283.2	86400	-	55,802.4
5439000	2/21/2022	64	64	0.1459	9.34	4251	36.0315%	Fecal		CFU/100 mL	200	283.2	86400	-	45,706.0
5439000	3/28/2014	63.9	63.9	0.1782	11.39	3554	30.1237%	Fecal		CFU/100 mL	200	283.2	86400	-	55,715.2
5439000	7/12/2015	63.9	63.9	0.1782	11.39	3554	30.1237%	Fecal		CFU/100 mL	200	283.2	86400	-	55,715.2
5439000	5/28/2018	63.9	63.9	0.1782	11.39	3554	30.1237%	Fecal		CFU/100 mL	200	283.2	86400	-	55,715.2
5439000	11/13/2009	63.8	63.8	0.1782	11.37	3557	30.1492%	Fecal		CFU/100 mL	200	283.2	86400	-	55,628.0
5439000	6/3/2013	63.8	63.8	0.1782	11.37	3557	30.1492%	Fecal		CFU/100 mL	200	283.2	86400	-	55,628.0
5439000	3/29/2022	63.8	63.8	0.1459	9.31	4267	36.1671%	Fecal		CFU/100 mL	200	283.2	86400	-	45,563.2
5439000	3/23/2016	63.7	63.7	0.1782	11.35	3559	30.1661%	Fecal		CFU/100 mL	200	283.2	86400	-	55,540.8
5439000	1/8/2020	63.7	63.7	0.1782	11.35	3559	30.1661%	Fecal		CFU/100 mL	200	283.2	86400	-	55,540.8
5439000	1/8/2010	63.6	63.6	0.1782	11.33	3561	30.1831%	Fecal		CFU/100 mL	200	283.2	86400	-	55,453.6
5439000	12/31/2011	63.6	63.6	0.1782	11.33	3561	30.1831%	Fecal		CFU/100 mL	200	283.2	86400	-	55,453.6
5439000	4/8/2019	63.6	63.6	0.1782	11.33	3561	30.1831%	Fecal		CFU/100 mL	200	283.2	86400	-	55,453.6
5439000	5/13/2020	63.6	63.6	0.1782	11.33	3561	30.1831%	Fecal		CFU/100 mL	200	283.2	86400	-	55,453.6
5439000	3/30/2021	63.6	63.6	0.1782	11.33	3561	30.1831%	Fecal		CFU/100 mL	200	283.2	86400	-	55,453.6
5439000	4/30/2006	63.5	63.5	0.1782	11.31	3566	30.2255%	Fecal		CFU/100 mL	200	283.2	86400	-	55,366.4
5439000	8/30/2009	63.5	63.5	0.1782	11.31	3566	30.2255%	Fecal		CFU/100 mL	200	283.2	86400	-	55,366.4
5439000	6/26/2019	63.5	63.5	0.1782	11.31	3566	30.2255%	Fecal		CFU/100 mL	200	283.2	86400	-	55,366.4
5439000	2/25/2004	63.4	63.4	0.1782	11.30	3569	30.2509%	Fecal		CFU/100 mL	200	283.2	86400	-	55,279.2
5439000	2/10/2005	63.4	63.4	0.1782	11.30	3569	30.2509%	Fecal		CFU/100 mL	200	283.2	86400	-	55,279.2
5439000	5/17/2014	63.4	63.4	0.1782	11.30	3569	30.2509%	Fecal		CFU/100 mL	200	283.2	86400	-	55,279.2
5439000	6/1/2018	63.4	63.4	0.1782	11.30	3569	30.2509%	Fecal		CFU/100 mL	200	283.2	86400	-	55,279.2
5439000	5/26/2003	63.3	63.3	0.1782	11.28	3573	30.2848%	Fecal		CFU/100 mL	200	283.2	86400	-	55,192.0
5439000	6/24/2004	63.3	63.3	0.1782	11.28	3573	30.2848%	Fecal		CFU/100 mL	200	283.2	86400	-	55,192.0
5439000	7/18/2014	63.3	63.3	0.1782	11.28	3573	30.2848%	Fecal		CFU/100 mL	200	283.2	86400	-	55,192.0
5439000	4/14/2016	63.3	63.3	0.1782	11.28	3573	30.2848%	Fecal		CFU/100 mL	200	283.2	86400	-	55,192.0
5439000	7/18/2021	63.3	63.3	0.1782	11.28	3573	30.2848%	Fecal		CFU/100 mL	200	283.2	86400	-	55,192.0
5439000	5/13/2006	63.2	63.2	0.1782	11.26	3578	30.3272%	Fecal		CFU/100 mL	200	283.2	86400	-	55,104.8
5439000	2/2/2010	63.2	63.2	0.1782	11.26	3578	30.3272%	Fecal		CFU/100 mL	200	283.2	86400	-	55,104.8
5439000	12/3/2011	63.2	63.2	0.1782	11.26	3578	30.3272%	Fecal		CFU/100 mL	200	283.2	86400	-	55,104.8
5439000	5/15/2012	63.2	63.2	0.1782	11.26	3578	30.3272%	Fecal		CFU/100 mL	200	283.2	86400	-	55,104.8
5439000	4/16/2015	63.2	63.2	0.1782	11.26	3578	30.3272%	Fecal		CFU/100 mL	200	283.2	86400	-	55,104.8
5439000	6/27/2016	63.2	63.2	0.1782	11.26	3578	30.3272%	Fecal		CFU/100 mL	200	283.2	86400	-	55,104.8
5439000	4/23/2004	63.1	63.1	0.1782	11.24	3584	30.3780%	Fecal		CFU/100 mL	200	283.2	86400	-	55,017.6
5439000	1/26/2007	63.1	63.1	0.1782	11.24	3584	30.3780%	Fecal		CFU/100 mL	200	283.2	86400	-	55,017.6
5439000	11/19/2008	63.1	63.1	0.1782	11.24	3584	30.3780%	Fecal		CFU/100 mL	200	283.2	86400	-	55,017.6
5439000	3/29/2014	63.1	63.1	0.1782	11.24	3584	30.3780%	Fecal		CFU/100 mL	200	283.2	86400	-	55,017.6
5439000	6/9/2016	63.1	63.1	0.1782	11.24	3584	30.3780%	Fecal		CFU/100 mL	200	283.2	86400	-	55,017.6
5439000	12/3/2016	63.1	63.1	0.1782	11.24	3584	30.3780%	Fecal		CFU/100 mL	200	283.2	86400	-	55,017.6
5439000	6/17/2017	63.1	63.1	0.1782	11.24	3584	30.3780%	Fecal		CFU/100 mL	200	283.2	86400	-	55,017.6
5439000	1/31/2019	63.1	63.1	0.1782	11.24	3584	30.3780%	Fecal		CFU/100 mL	200	283.2	86400	-	55,017.6
5439000	4/17/2020	63.1	63.1	0.1782	11.24	3584	30.3780%	Fecal		CFU/100 mL	200	283.2	86400	-	55,017.6
5439000	2/24/1990	63	63	0.1782	11.22	3593	30.4543%	Fecal		CFU/100 mL	200	283.2	86400	-	54,930.5
5439000	4/4/1990	63	63	0.1782	11.22	3593	30.4543%	Fecal		CFU/100 mL	200	283.2	86400	-	54,930.5
5439000	5/11/1991	63	63	0.1782	11.22	3593	30.4543%	Fecal		CFU/100 mL	200	283.2	86400	-	54,930.5
5439000	6/15/1991	63	63	0.1782	11.22	3593	30.4543%	Fecal		CFU/100 mL	200	283.2	86400	-	54,930.5
5439000	1/10/1992	63	63	0.1782	11.22	3593	30.4543%	Fecal		CFU/100 mL	200	283.2	86400	-	54,930.5
5439000	3/16/1992	63	63	0.1782	11.22	3593	30.4543%	Fecal		CFU/100 mL	200	283.2	86400	-	54,930.5
5439000	3/17/1992	63	63	0.1782	11.22	3593	30.4543%	Fecal		CFU/100 mL	200	283.2	86400	-	54,930.5
5439000	3/27/1992	63	63	0.1782	11.22	3593	30.4543%	Fecal		CFU/100 mL	200	283.2	86400	-	54,930.5
5439000	11/8/1992	63	63	0.1782	11.22	3593	30.4543%	Fecal		CFU/100 mL	200	283.2	86400	-	54,930.5
5439000	7/8/1993	63	63	0.1782	11.22	3593	30.4543%	Fecal		CFU/100 mL	200	283.2	86400	-	54,930.5
5439000	3/28/1994	63	63	0.1782	11.22	3593	30.4543%	Fecal		CFU/100 mL	200	283.2	86400	-	54,930.5
5439000	3/27/1995	63	63	0.1782	11.22	3593	30.4543%	Fecal		CFU/100 mL	200	283.2	86400	-	54,930.5
5439000	4/25/1995	63	63	0.1782	11.22	3593	30.4543%	Fecal		CFU/100 mL	200	283.2	86400	-	54,930.5
5439000	5/6/1995	63	63	0.1782	11.22	3593	30.4543%	Fecal		CFU/100 mL	200	283.2	86400	-	54,930.5
5439000	6/14/1995	63	63	0.1782	11.22	3593	30.4543%	Fecal		CFU/100 mL	200	283.2	86400	-	54,930.5
5439000	6/17/1995	63	63	0.1782	11.22	3593	30.4543%	Fecal		CFU/100 mL	200	283.2	86400	-	54,930.5
5439000	11/3/1995	63	63	0.1782	11.22	3593	30.4543%	Fecal		CFU/100 mL	200	283.2	86400	-	54,930.5
5439000	12/17/1996	63	63	0.1782	11.22	3593	30.4543%	Fecal		CFU/100 mL	200	283.2	86400	-	54,930.5
5439000	5/1/1997	63	63	0.1782	11.22	3593	30.4543%	Fecal		CFU/100 mL	200	283.2	86400	-	54,930.5
5439000	2/9/1998	63	63	0.1782	11.22	3593	30.4543%	Fecal		CFU/100 mL	200	283.2	86400	-	54,930.5
5439000	11/16/1998	63	63	0.1782	11.22	3593	30.4543%	Fecal		CFU/100 mL	200	283.2	86400	-	54,930.5
5439000	3/2/1999	63	63	0.1782	11.22	3593	30.4543%	Fecal		CFU/100 mL	200	283.2	86400	-	54,930.5
5439000	6/27/1999	63	63	0.1782	11.22	3593	30.4543%	Fecal		CFU/100 mL	200	283.2	86400	-	54,930.5

Gage ID	Date	Discharge (CFS)	Gage Discharge (less Surrogate NPDES) (CFS)	Watershed Area Ratio	Calculated flow (CFS)	Rank	Flow Exceedance %	Parameter	Results	Units (mg or micro_gram	Limit/Standard	100mL/CF	sec/day	Actual Load (million colonies/day)	Allowable Load (million colonies/day)
5439000	3/3/2000	63	63	0.1782	11.22	3593	30.4543%	Fecal		CFU/100 mL	200	283.2	86400	-	54,930.5
5439000	5/16/2000	63	63	0.1782	11.22	3593	30.4543%	Fecal		CFU/100 mL	200	283.2	86400	-	54,930.5
5439000	4/1/2001	63	63	0.1782	11.22	3593	30.4543%	Fecal		CFU/100 mL	200	283.2	86400	-	54,930.5
5439000	6/15/2001	63	63	0.1782	11.22	3593	30.4543%	Fecal		CFU/100 mL	200	283.2	86400	-	54,930.5
5439000	5/15/2006	63	63	0.1782	11.22	3593	30.4543%	Fecal		CFU/100 mL	200	283.2	86400	-	54,930.5
5439000	3/9/2017	63	63	0.1782	11.22	3593	30.4543%	Fecal		CFU/100 mL	200	283.2	86400	-	54,930.5
5439000	3/7/2022	63	63	0.1459	9.19	4315	36.5740%	Fecal		CFU/100 mL	200	283.2	86400	-	44,991.8
5439000	3/21/2022	63	63	0.1459	9.19	4315	36.5740%	Fecal		CFU/100 mL	200	283.2	86400	-	44,991.8
5439000	5/8/2007	62.9	62.9	0.1782	11.21	3622	30.7001%	Fecal		CFU/100 mL	200	283.2	86400	-	54,843.3
5439000	8/20/2011	62.9	62.9	0.1782	11.21	3622	30.7001%	Fecal		CFU/100 mL	200	283.2	86400	-	54,843.3
5439000	1/25/2012	62.9	62.9	0.1782	11.21	3622	30.7001%	Fecal		CFU/100 mL	200	283.2	86400	-	54,843.3
5439000	1/31/2012	62.9	62.9	0.1782	11.21	3622	30.7001%	Fecal		CFU/100 mL	200	283.2	86400	-	54,843.3
5439000	3/17/2012	62.9	62.9	0.1782	11.21	3622	30.7001%	Fecal		CFU/100 mL	200	283.2	86400	-	54,843.3
5439000	1/14/2019	62.9	62.9	0.1782	11.21	3622	30.7001%	Fecal		CFU/100 mL	200	283.2	86400	-	54,843.3
5439000	3/3/2019	62.9	62.9	0.1782	11.21	3622	30.7001%	Fecal		CFU/100 mL	200	283.2	86400	-	54,843.3
5439000	6/27/2019	62.9	62.9	0.1782	11.21	3622	30.7001%	Fecal		CFU/100 mL	200	283.2	86400	-	54,843.3
5439000	6/6/2015	62.8	62.8	0.1782	11.19	3630	30.7679%	Fecal		CFU/100 mL	200	283.2	86400	-	54,756.1
5439000	6/5/2017	62.8	62.8	0.1782	11.19	3630	30.7679%	Fecal		CFU/100 mL	200	283.2	86400	-	54,756.1
5439000	2/7/2016	62.7	62.7	0.1782	11.17	3632	30.7849%	Fecal		CFU/100 mL	200	283.2	86400	-	54,668.9
5439000	3/13/2016	62.7	62.7	0.1782	11.17	3632	30.7849%	Fecal		CFU/100 mL	200	283.2	86400	-	54,668.9
5439000	1/29/2019	62.7	62.7	0.1782	11.17	3632	30.7849%	Fecal		CFU/100 mL	200	283.2	86400	-	54,668.9
5439000	4/28/2008	62.6	62.6	0.1782	11.15	3635	30.8103%	Fecal		CFU/100 mL	200	283.2	86400	-	54,581.7
5439000	6/11/2015	62.6	62.6	0.1782	11.15	3635	30.8103%	Fecal		CFU/100 mL	200	283.2	86400	-	54,581.7
5439000	4/21/2019	62.6	62.6	0.1782	11.15	3635	30.8103%	Fecal		CFU/100 mL	200	283.2	86400	-	54,581.7
5439000	7/22/2019	62.6	62.6	0.1782	11.15	3635	30.8103%	Fecal		CFU/100 mL	200	283.2	86400	-	54,581.7
5439000	12/28/1993	62.5	62.5	0.1782	11.14	3639	30.8442%	Fecal		CFU/100 mL	200	283.2	86400	-	54,494.5
5439000	5/10/2002	62.5	62.5	0.1782	11.14	3639	30.8442%	Fecal		CFU/100 mL	200	283.2	86400	-	54,494.5
5439000	12/27/2018	62.5	62.5	0.1782	11.14	3639	30.8442%	Fecal		CFU/100 mL	200	283.2	86400	-	54,494.5
5439000	4/2/2021	62.5	62.5	0.1782	11.14	3639	30.8442%	Fecal		CFU/100 mL	200	283.2	86400	-	54,494.5
5439000	12/3/1993	62.4	62.4	0.1782	11.12	3643	30.8781%	Fecal		CFU/100 mL	200	283.2	86400	-	54,407.3
5439000	11/6/2008	62.4	62.4	0.1782	11.12	3643	30.8781%	Fecal		CFU/100 mL	200	283.2	86400	-	54,407.3
5439000	9/8/2020	62.4	62.4	0.1782	11.12	3643	30.8781%	Fecal		CFU/100 mL	200	283.2	86400	-	54,407.3
5439000	3/20/2015	62.3	62.3	0.1782	11.10	3646	30.9035%	Fecal		CFU/100 mL	200	283.2	86400	-	54,320.1
5439000	6/6/2020	62.3	62.3	0.1782	11.10	3646	30.9035%	Fecal		CFU/100 mL	200	283.2	86400	-	54,320.1
5439000	3/30/2011	62.2	62.2	0.1782	11.08	3649	30.9290%	Fecal		CFU/100 mL	200	283.2	86400	-	54,232.9
5439000	4/15/2016	62.2	62.2	0.1782	11.08	3649	30.9290%	Fecal		CFU/100 mL	200	283.2	86400	-	54,232.9
5439000	9/1/2016	62.2	62.2	0.1782	11.08	3649	30.9290%	Fecal		CFU/100 mL	200	283.2	86400	-	54,232.9
5439000	3/4/2020	62.2	62.2	0.1782	11.08	3649	30.9290%	Fecal		CFU/100 mL	200	283.2	86400	-	54,232.9
5439000	3/4/1994	62.1	62.1	0.1782	11.06	3653	30.9629%	Fecal		CFU/100 mL	200	283.2	86400	-	54,145.7
5439000	5/4/2006	62.1	62.1	0.1782	11.06	3653	30.9629%	Fecal		CFU/100 mL	200	283.2	86400	-	54,145.7
5439000	6/21/2016	62.1	62.1	0.1782	11.06	3653	30.9629%	Fecal		CFU/100 mL	200	283.2	86400	-	54,145.7
5439000	11/23/2017	62.1	62.1	0.1782	11.06	3653	30.9629%	Fecal		CFU/100 mL	200	283.2	86400	-	54,145.7
5439000	11/24/2017	62.1	62.1	0.1782	11.06	3653	30.9629%	Fecal		CFU/100 mL	200	283.2	86400	-	54,145.7
5439000	1/21/2019	62.1	62.1	0.1782	11.06	3653	30.9629%	Fecal		CFU/100 mL	200	283.2	86400	-	54,145.7
5439000	2/11/2020	62.1	62.1	0.1782	11.06	3653	30.9629%	Fecal		CFU/100 mL	200	283.2	86400	-	54,145.7
5439000	2/18/1990	62	62	0.1782	11.05	3660	31.0222%	Fecal		CFU/100 mL	200	283.2	86400	-	54,058.5
5439000	7/23/1990	62	62	0.1782	11.05	3660	31.0222%	Fecal		CFU/100 mL	200	283.2	86400	-	54,058.5
5439000	11/10/1990	62	62	0.1782	11.05	3660	31.0222%	Fecal		CFU/100 mL	200	283.2	86400	-	54,058.5
5439000	12/24/1990	62	62	0.1782	11.05	3660	31.0222%	Fecal		CFU/100 mL	200	283.2	86400	-	54,058.5
5439000	3/16/1991	62	62	0.1782	11.05	3660	31.0222%	Fecal		CFU/100 mL	200	283.2	86400	-	54,058.5
5439000	4/30/1991	62	62	0.1782	11.05	3660	31.0222%	Fecal		CFU/100 mL	200	283.2	86400	-	54,058.5
5439000	12/19/1991	62	62	0.1782	11.05	3660	31.0222%	Fecal		CFU/100 mL	200	283.2	86400	-	54,058.5
5439000	4/27/1992	62	62	0.1782	11.05	3660	31.0222%	Fecal		CFU/100 mL	200	283.2	86400	-	54,058.5
5439000	12/9/1992	62	62	0.1782	11.05	3660	31.0222%	Fecal		CFU/100 mL	200	283.2	86400	-	54,058.5
5439000	5/18/1993	62	62	0.1782	11.05	3660	31.0222%	Fecal		CFU/100 mL	200	283.2	86400	-	54,058.5
5439000	8/2/1993	62	62	0.1782	11.05	3660	31.0222%	Fecal		CFU/100 mL	200	283.2	86400	-	54,058.5
5439000	3/21/1995	62	62	0.1782	11.05	3660	31.0222%	Fecal		CFU/100 mL	200	283.2	86400	-	54,058.5
5439000	4/1/1995	62	62	0.1782	11.05	3660	31.0222%	Fecal		CFU/100 mL	200	283.2	86400	-	54,058.5
5439000	8/17/1996	62	62	0.1782	11.05	3660	31.0222%	Fecal		CFU/100 mL	200	283.2	86400	-	54,058.5
5439000	3/18/1997	62	62	0.1782	11.05	3660	31.0222%	Fecal		CFU/100 mL	200	283.2	86400	-	54,058.5
5439000	12/13/1998	62	62	0.1782	11.05	3660	31.0222%	Fecal		CFU/100 mL	200	283.2	86400	-	54,058.5
5439000	5/30/1999	62	62	0.1782	11.05	3660	31.0222%	Fecal		CFU/100 mL	200	283.2	86400	-	54,058.5
5439000	7/9/2000	62	62	0.1782	11.05	3660	31.0222%	Fecal		CFU/100 mL	200	283.2	86400	-	54,058.5
5439000	6/14/2001	62	62	0.1782	11.05	3660	31.0222%	Fecal		CFU/100 mL	200	283.2	86400	-	54,058.5
5439000	12/28/2007	62	62	0.1782	11.05	3660	31.0222%	Fecal		CFU/100 mL	200	283.2	86400	-	54,058.5
5439000	8/8/2010	62	62	0.1782	11.05	3660	31.0222%	Fecal		CFU/100 mL	200	283.2	86400	-	54,058.5
5439000	3/27/2015	62	62	0.1782	11.05	3660	31.0222%	Fecal		CFU/100 mL	200	283.2	86400	-	54,058.5
5439000	1/23/2016	62	62	0.1782	11.05	3660	31.0222%	Fecal		CFU/100 mL	200	283.2	86400	-	54,058.5
5439000	2/6/2016	62	62	0.1782	11.05	3660	31.0222%	Fecal		CFU/100 mL	200	283.2	86400	-	54,058.5
5439000	6/8/2016	62	62	0.1782	11.05	3660	31.0222%	Fecal		CFU/100 mL	200	283.2	86400	-	54,058.5
5439000	10/21/2017	62	62	0.1782	11.05	3660	31.0222%	Fecal		CFU/100 mL	200	283.2	86400	-	54,058.5
5439000	11/28/2018	62	62	0.1782	11.05	3660	31.0222%	Fecal		CFU/100 mL	200	283.2	86400	-	54,058.5
5439000	3/3/1994	61.9	61.9	0.1782	11.03	3687	31.2511%	Fecal		CFU/100 mL	200	283.2	86400	-	53,971.4
5439000	1/17/2007	61.9	61.9	0.1782	11.03	3687	31.2511%	Fecal		CFU/100 mL	200	283.2	86400	-	53,971.4
5439000	4/7/2019	61.9	61.9	0.1782	11.03	3687	31.2511%	Fecal		CFU/100 mL	200	283.2	86400	-	53,971.4
5439000	4/5/2021	61.9	61.9	0.1782	11.03	3687	31.2511%	Fecal		CFU/100 mL	200	283.2	86400	-	53,971.4
5439000	6/26/2011	61.8	61.8	0.1782	11.01	3691	31.2850%	Fecal		CFU/100 mL	200	283.2	86400	-	53,884.2
5439000	4/18/2014	61.8	61.8	0.1782	11.01	3691	31.2850%	Fecal		CFU/100 mL	200	283.2	86400	-	53,884.2
5439000	7/5/2015	61.8	61.8	0.1782	11.01	3691	31.2850%	Fecal		CFU/100 mL	200	283.2	86400	-	53,884.2
5439000	4/5/2019	61.8	61.8	0.1782	11.01	3691	31.2850%	Fecal		CFU/100 mL	200	283.2	86400	-	53,884.2
5439000	1/25/2020	61.8	61.8	0.1782	11.01	3691	31.2850%	Fecal		CFU/100 mL	200	283.2	86400	-	53,884.2
5439000	6/13/2021	61.8	61.8	0.1782	11.01	3691	31.2850%	Fecal		CFU/100 mL	200	283.2	86400	-	53,884.2
5439000	3/29/1994	61.7	61.7	0.1782	10.99	3697	31.3358%	Fecal		CFU/100 mL	200	283.2	86400	-	53,797.0
5439000	10/27/2001	61.7	61.7	0.1782	10.99	3697	31.3358%	Fecal		CFU/100 mL	200	283.2	86400	-	53,797.0
5439000	4/25/2002	61.7	61.7	0.1782	10.99	3697	31.3358%	Fecal		CFU/100 mL	200	283.2	86400	-	53,797.0
5439000	4/4/2011	61.7	61.7	0.1782	10.99	3697	31.3358%	Fecal		CFU/100 mL	200	283.2	86400	-	53,797.0
5439000	4/8/2014	61.7	61.7	0.1782	10.99	3697	31.3358%	Fecal		CFU/100 mL	200	283.2	86400	-	53,797.0
5439000	8/29/2018	61.7	61.7	0.1782	10.99	3697	31.3358%	Fecal		CFU/100 mL	200	283.2	86400	-	53,797.0
5439000	6/27/2011	61.6	61.6	0.1782	10.98	3703	31.3867%	Fecal		CFU/100 mL	200	283.2	86400	-	53,709.8
5439000	8/6/2014	61.6	61.6	0.1782	10.98	3703	31.3867%	Fecal		CFU/100 mL	200	283.2	86400	-	53,709.8
5439000	6/29/2019	61.6	61.6	0.1782	10.98	3703	31.3867%	Fecal		CFU/100 mL	200	283.2	86400	-	53,709.8
5439000	6/10/2015	61.5	61.5	0.1782	10.96	3706	31.4121%	Fecal		CFU/100 mL	200	283.2	86400	-	53,622.6
5439000	1/9/2020	61.5	61.5	0.1782	10.96	3706	31.4121%	Fecal		CFU/100 mL	200	283.2	86400	-	53,622.6
5439000	12/22/1993	61.4	61.4	0.1782	10.94	3708	31.4291%	Fecal		CFU/100 mL	200	283.2	86400	-	53,535.4
5439000	4/24/2004	61.4	61.4	0.1782	10.94	3708	31.4291%	Fecal		CFU/100 mL	200	283.2	86400	-	53,535.4
5439000	3/30/2010	61.4	61.4	0.1782	10.94	3708	31.4291%	Fecal		CFU/100 mL	200	283.2	86400	-	53,535.4
5439000	2/24/2005	61.3	61.3	0.1782	10.92	3711	31.4545%	Fecal		CFU/100 mL	200	283.2	86400	-	53,448.2
5439000	11/2/2008	61.2	61.2	0.1782	10.90	3712	31.4630%	Fecal		CFU/100 mL	200	283.2	86400	-	53,361.0
5439000	3/21/2015	61.2	61.2	0.1782	10.90	3712	31.4630%	Fecal		CFU/100 mL	200	283.2	86400	-	53,361.0
5439000	2/8/2016	61.2	61.2	0.1782	10.90	3712	31.4630%	Fecal		CFU/100 mL	200	283.2	86400	-	53,361.0
5439000	7/7/2019	61.2	61.2	0.1782	10.90	3712	31.4630%	Fecal		CFU/100 mL	200	283.2	86400	-	53,361.0
5439000	12/10/2019	61.2	61.2	0.1782	10.90	3712	31.4630%	Fecal		CFU/100 mL	200	283.2	86400	-	53,361.0
5439000	7/7/2021	61.2	61.2	0.1782	10.90	3712	31.4630%	Fecal		CFU/100 mL	200	283.2	86400	-	53,361.0
5439000	7/10/2003	61.1	61.1	0.1782	10.89	3718	31.5138%	Fecal		CFU/100 mL	200	283.2	86400	-	53,273.8
5439000	1/9/2010	61.1	61.1	0.1782	10.89	3718	31.5138%	Fecal		CFU/100 mL	200	283.2	86400	-	53,273.8
5439000	11/6/2017	61.1	61.1	0.1782	10.89	3718	31.5138%	Fecal		CFU/100 mL	200	283.2	86400	-	53,273.8
5439000	4/4/2019	61.1	61.1	0.1782	10.89	3718	31.5138%	Fecal		CFU/100 mL	200	283.2	86400	-	53,273.8
5439000	6/3/1990	61	61	0.1782	10.87	3722	31.5477%	Fecal		CFU/100 mL	200	283.2	86400	-	53,186.6
5439000	7/5/1990	61	61	0.1782	10.87	3722	31.5477%	Fecal		CFU/100 mL	200	283.2	86400	-	53,186.6
5439000	3/3/1992	61	61	0.1782	10.87	3722	31.5477%	Fecal		CFU/100 mL	200	283.2	86400	-	53,186.6
5439000	3/30/1992	61	61	0.1782	10.87	3722	31.5477%	Fecal		CFU/100 mL	200	283.2	86400	-	53,186.6
5439000	4/29/1992	61	61	0.1782	10.87	3722	31.5477%	Fecal		CFU/100 mL	200	283.2	86400	-	53,186.6
5439000	12/11/1992	61	61	0.1782	10.87	3722	31.5477%	Fecal		CFU/100 mL	200	283.2	86400	-	53,186.6
5439000	12/28/1992	61	61	0.1782	10.87	3722	31.5477%	Fecal		CFU/100 mL	200	283.2	86400	-	53,186.6
5439000	3/18/1993	61	61	0.1782	10.87	3722	31.5477%	Fecal		CFU/100 mL	200	283.2	86400	-	53,186.6
5439000	5/23/1993	61	61	0.1782	10.87	3722	31.5477%	Fecal		CFU/100 mL	200	283.2	86400	-	53,186.6
5439000	12/25/1993	61	61	0.1782	10.87	3722	31.5477%	Fecal		CFU/100 mL	200	283.2	86400	-	53,186.6
5439000	12/3/1994	61	61	0.1782	10.87	3722	31.5477%	Fecal		CFU/100 mL	200	283.2	86400	-	53,186.6
5439000	1/22/1995	61	61	0.1782	10.87	3722	31.5477%	Fecal		CFU/100 mL	200	283.2	86400	-	53,186.6
5439000	5/29/1997	61	61	0.1782	10.87	3722	31.5477%	Fecal		CFU/100 mL	200	283.2	86400	-	53,186.6
5439000	2/25/1998	61	61	0.1782	10.87	3722	31.5477%	Fecal		CFU/100 mL	200	283.2	86400	-	53,186.6
5439000	3/4/1999	61	61	0.1782	10.87	3722	31.5477%	Fecal		CFU/100 mL	200	283.2	86400	-	53,186.6
5439000	5/31/2012	61	61	0.1782	10.87	3722	31.5477%	Fecal		CFU/100 mL	200	283.2	86400	-	53,186.6
5439000	2/16/2020	61	61	0.1782	10.87	3722	31.5477%	Fecal		CFU/100 mL	200	283.2	86400	-	53,186.6
5439000	5/13/2021	61	61	0.1782	10.87	3722	31.5477%	Fecal		CFU/100 mL	200	283.2	86400	-	53,186.6

Gage ID	Date	Discharge (CFS)	Gage Discharge (less Surrogate NPDES) (CFS)	Watershed Area Ratio	Calculated flow (CFS)	Rank	Flow Exceedance %	Parameter	Results	Units (mg or micro_gram	Limit/Standard	100mL/CF	sec/day	Actual Load (million colonies/day)	Allowable Load (million colonies/day)
5439000	4/7/2002	60.9	60.9	0.1782	10.85	3740	31.7003%	Fecal		CFU/100 mL	200	283.2	86400	-	53,099.4
5439000	11/18/2008	60.9	60.9	0.1782	10.85	3740	31.7003%	Fecal		CFU/100 mL	200	283.2	86400	-	53,099.4
5439000	7/2/2010	60.9	60.9	0.1782	10.85	3740	31.7003%	Fecal		CFU/100 mL	200	283.2	86400	-	53,099.4
5439000	2/3/2017	60.9	60.9	0.1782	10.85	3740	31.7003%	Fecal		CFU/100 mL	200	283.2	86400	-	53,099.4
5439000	4/16/2021	60.9	60.9	0.1782	10.85	3740	31.7003%	Fecal		CFU/100 mL	200	283.2	86400	-	53,099.4
5439000	11/12/2008	60.8	60.8	0.1782	10.83	3745	31.7427%	Fecal		CFU/100 mL	200	283.2	86400	-	53,012.2
5439000	3/12/2018	60.8	60.8	0.1782	10.83	3745	31.7427%	Fecal		CFU/100 mL	200	283.2	86400	-	53,012.2
5439000	7/12/2021	60.8	60.8	0.1782	10.83	3745	31.7427%	Fecal		CFU/100 mL	200	283.2	86400	-	53,012.2
5439000	11/16/2011	60.7	60.7	0.1782	10.81	3748	31.7681%	Fecal		CFU/100 mL	200	283.2	86400	-	52,925.1
5439000	4/10/2013	60.6	60.6	0.1782	10.80	3749	31.7766%	Fecal		CFU/100 mL	200	283.2	86400	-	52,837.9
5439000	4/17/2015	60.6	60.6	0.1782	10.80	3749	31.7766%	Fecal		CFU/100 mL	200	283.2	86400	-	52,837.9
5439000	12/13/2018	60.6	60.6	0.1782	10.80	3749	31.7766%	Fecal		CFU/100 mL	200	283.2	86400	-	52,837.9
5439000	3/29/2002	60.5	60.5	0.1782	10.78	3752	31.8020%	Fecal		CFU/100 mL	200	283.2	86400	-	52,750.7
5439000	3/1/2021	60.5	60.5	0.1782	10.78	3752	31.8020%	Fecal		CFU/100 mL	200	283.2	86400	-	52,750.7
5439000	2/13/2008	60.3	60.3	0.1782	10.74	3754	31.8190%	Fecal		CFU/100 mL	200	283.2	86400	-	52,576.3
5439000	2/14/2013	60.3	60.3	0.1782	10.74	3754	31.8190%	Fecal		CFU/100 mL	200	283.2	86400	-	52,576.3
5439000	3/23/2021	60.3	60.3	0.1782	10.74	3754	31.8190%	Fecal		CFU/100 mL	200	283.2	86400	-	52,576.3
5439000	2/23/2005	60.2	60.2	0.1782	10.73	3757	31.8444%	Fecal		CFU/100 mL	200	283.2	86400	-	52,489.1
5439000	4/19/2006	60.2	60.2	0.1782	10.73	3757	31.8444%	Fecal		CFU/100 mL	200	283.2	86400	-	52,489.1
5439000	12/29/2011	60.2	60.2	0.1782	10.73	3757	31.8444%	Fecal		CFU/100 mL	200	283.2	86400	-	52,489.1
5439000	3/18/2012	60.2	60.2	0.1782	10.73	3757	31.8444%	Fecal		CFU/100 mL	200	283.2	86400	-	52,489.1
5439000	1/29/2013	60.2	60.2	0.1782	10.73	3757	31.8444%	Fecal		CFU/100 mL	200	283.2	86400	-	52,489.1
5439000	3/11/2016	60.2	60.2	0.1782	10.73	3757	31.8444%	Fecal		CFU/100 mL	200	283.2	86400	-	52,489.1
5439000	12/13/2003	60.1	60.1	0.1782	10.71	3763	31.8952%	Fecal		CFU/100 mL	200	283.2	86400	-	52,401.9
5439000	6/27/1990	60	60	0.1782	10.69	3764	31.9037%	Fecal		CFU/100 mL	200	283.2	86400	-	52,314.7
5439000	8/13/1990	60	60	0.1782	10.69	3764	31.9037%	Fecal		CFU/100 mL	200	283.2	86400	-	52,314.7
5439000	1/9/1992	60	60	0.1782	10.69	3764	31.9037%	Fecal		CFU/100 mL	200	283.2	86400	-	52,314.7
5439000	2/22/1992	60	60	0.1782	10.69	3764	31.9037%	Fecal		CFU/100 mL	200	283.2	86400	-	52,314.7
5439000	7/16/1992	60	60	0.1782	10.69	3764	31.9037%	Fecal		CFU/100 mL	200	283.2	86400	-	52,314.7
5439000	1/29/1993	60	60	0.1782	10.69	3764	31.9037%	Fecal		CFU/100 mL	200	283.2	86400	-	52,314.7
5439000	2/12/1993	60	60	0.1782	10.69	3764	31.9037%	Fecal		CFU/100 mL	200	283.2	86400	-	52,314.7
5439000	10/12/1993	60	60	0.1782	10.69	3764	31.9037%	Fecal		CFU/100 mL	200	283.2	86400	-	52,314.7
5439000	12/29/1993	60	60	0.1782	10.69	3764	31.9037%	Fecal		CFU/100 mL	200	283.2	86400	-	52,314.7
5439000	12/23/1994	60	60	0.1782	10.69	3764	31.9037%	Fecal		CFU/100 mL	200	283.2	86400	-	52,314.7
5439000	1/8/1995	60	60	0.1782	10.69	3764	31.9037%	Fecal		CFU/100 mL	200	283.2	86400	-	52,314.7
5439000	6/18/1995	60	60	0.1782	10.69	3764	31.9037%	Fecal		CFU/100 mL	200	283.2	86400	-	52,314.7
5439000	5/18/1996	60	60	0.1782	10.69	3764	31.9037%	Fecal		CFU/100 mL	200	283.2	86400	-	52,314.7
5439000	8/19/1996	60	60	0.1782	10.69	3764	31.9037%	Fecal		CFU/100 mL	200	283.2	86400	-	52,314.7
5439000	4/18/1997	60	60	0.1782	10.69	3764	31.9037%	Fecal		CFU/100 mL	200	283.2	86400	-	52,314.7
5439000	4/20/1997	60	60	0.1782	10.69	3764	31.9037%	Fecal		CFU/100 mL	200	283.2	86400	-	52,314.7
5439000	5/24/1997	60	60	0.1782	10.69	3764	31.9037%	Fecal		CFU/100 mL	200	283.2	86400	-	52,314.7
5439000	1/15/1998	60	60	0.1782	10.69	3764	31.9037%	Fecal		CFU/100 mL	200	283.2	86400	-	52,314.7
5439000	3/7/1998	60	60	0.1782	10.69	3764	31.9037%	Fecal		CFU/100 mL	200	283.2	86400	-	52,314.7
5439000	5/30/1998	60	60	0.1782	10.69	3764	31.9037%	Fecal		CFU/100 mL	200	283.2	86400	-	52,314.7
5439000	5/31/1998	60	60	0.1782	10.69	3764	31.9037%	Fecal		CFU/100 mL	200	283.2	86400	-	52,314.7
5439000	2/27/1999	60	60	0.1782	10.69	3764	31.9037%	Fecal		CFU/100 mL	200	283.2	86400	-	52,314.7
5439000	3/1/1999	60	60	0.1782	10.69	3764	31.9037%	Fecal		CFU/100 mL	200	283.2	86400	-	52,314.7
5439000	3/5/1999	60	60	0.1782	10.69	3764	31.9037%	Fecal		CFU/100 mL	200	283.2	86400	-	52,314.7
5439000	3/25/1999	60	60	0.1782	10.69	3764	31.9037%	Fecal		CFU/100 mL	200	283.2	86400	-	52,314.7
5439000	4/9/1999	60	60	0.1782	10.69	3764	31.9037%	Fecal		CFU/100 mL	200	283.2	86400	-	52,314.7
5439000	4/4/2001	60	60	0.1782	10.69	3764	31.9037%	Fecal		CFU/100 mL	200	283.2	86400	-	52,314.7
5439000	12/8/2006	60	60	0.1782	10.69	3764	31.9037%	Fecal		CFU/100 mL	200	283.2	86400	-	52,314.7
5439000	1/18/2008	60	60	0.1782	10.69	3764	31.9037%	Fecal		CFU/100 mL	200	283.2	86400	-	52,314.7
5439000	3/31/2010	60	60	0.1782	10.69	3764	31.9037%	Fecal		CFU/100 mL	200	283.2	86400	-	52,314.7
5439000	1/5/2011	60	60	0.1782	10.69	3764	31.9037%	Fecal		CFU/100 mL	200	283.2	86400	-	52,314.7
5439000	3/31/2011	60	60	0.1782	10.69	3764	31.9037%	Fecal		CFU/100 mL	200	283.2	86400	-	52,314.7
5439000	12/28/2011	60	60	0.1782	10.69	3764	31.9037%	Fecal		CFU/100 mL	200	283.2	86400	-	52,314.7
5439000	1/21/2012	60	60	0.1782	10.69	3764	31.9037%	Fecal		CFU/100 mL	200	283.2	86400	-	52,314.7
5439000	3/19/2012	60	60	0.1782	10.69	3764	31.9037%	Fecal		CFU/100 mL	200	283.2	86400	-	52,314.7
5439000	4/18/2010	59.9	59.9	0.1782	10.67	3799	32.2004%	Fecal		CFU/100 mL	200	283.2	86400	-	52,227.5
5439000	6/19/2013	59.9	59.9	0.1782	10.67	3799	32.2004%	Fecal		CFU/100 mL	200	283.2	86400	-	52,227.5
5439000	4/28/2016	59.9	59.9	0.1782	10.67	3799	32.2004%	Fecal		CFU/100 mL	200	283.2	86400	-	52,227.5
5439000	3/26/1994	59.8	59.8	0.1782	10.65	3802	32.2258%	Fecal		CFU/100 mL	200	283.2	86400	-	52,140.3
5439000	5/12/2013	59.8	59.8	0.1782	10.65	3802	32.2258%	Fecal		CFU/100 mL	200	283.2	86400	-	52,140.3
5439000	4/21/2016	59.8	59.8	0.1782	10.65	3802	32.2258%	Fecal		CFU/100 mL	200	283.2	86400	-	52,140.3
5439000	1/15/2019	59.8	59.8	0.1782	10.65	3802	32.2258%	Fecal		CFU/100 mL	200	283.2	86400	-	52,140.3
5439000	5/28/2021	59.8	59.8	0.1782	10.65	3802	32.2258%	Fecal		CFU/100 mL	200	283.2	86400	-	52,140.3
5439000	6/2/2003	59.7	59.7	0.1782	10.64	3807	32.2682%	Fecal		CFU/100 mL	200	283.2	86400	-	52,053.1
5439000	6/30/2019	59.7	59.7	0.1782	10.64	3807	32.2682%	Fecal		CFU/100 mL	200	283.2	86400	-	52,053.1
5439000	7/15/2021	59.7	59.7	0.1782	10.64	3807	32.2682%	Fecal		CFU/100 mL	200	283.2	86400	-	52,053.1
5439000	6/19/2008	59.6	59.6	0.1782	10.62	3810	32.2936%	Fecal		CFU/100 mL	200	283.2	86400	-	51,966.0
5439000	12/9/2011	59.6	59.6	0.1782	10.62	3810	32.2936%	Fecal		CFU/100 mL	200	283.2	86400	-	51,966.0
5439000	5/16/2012	59.6	59.6	0.1782	10.62	3810	32.2936%	Fecal		CFU/100 mL	200	283.2	86400	-	51,966.0
5439000	2/1/2017	59.6	59.6	0.1782	10.62	3810	32.2936%	Fecal		CFU/100 mL	200	283.2	86400	-	51,966.0
5439000	6/7/2020	59.6	59.6	0.1782	10.62	3810	32.2936%	Fecal		CFU/100 mL	200	283.2	86400	-	51,966.0
5439000	9/26/2011	59.5	59.5	0.1782	10.60	3815	32.3360%	Fecal		CFU/100 mL	200	283.2	86400	-	51,878.8
5439000	7/1/2019	59.5	59.5	0.1782	10.60	3815	32.3360%	Fecal		CFU/100 mL	200	283.2	86400	-	51,878.8
5439000	6/21/2002	59.4	59.4	0.1782	10.58	3817	32.3529%	Fecal		CFU/100 mL	200	283.2	86400	-	51,791.6
5439000	3/11/2005	59.4	59.4	0.1782	10.58	3817	32.3529%	Fecal		CFU/100 mL	200	283.2	86400	-	51,791.6
5439000	3/14/2006	59.4	59.4	0.1782	10.58	3817	32.3529%	Fecal		CFU/100 mL	200	283.2	86400	-	51,791.6
5439000	5/14/2006	59.4	59.4	0.1782	10.58	3817	32.3529%	Fecal		CFU/100 mL	200	283.2	86400	-	51,791.6
5439000	1/15/2007	59.4	59.4	0.1782	10.58	3817	32.3529%	Fecal		CFU/100 mL	200	283.2	86400	-	51,791.6
5439000	3/26/2014	59.4	59.4	0.1782	10.58	3817	32.3529%	Fecal		CFU/100 mL	200	283.2	86400	-	51,791.6
5439000	12/4/2016	59.4	59.4	0.1782	10.58	3817	32.3529%	Fecal		CFU/100 mL	200	283.2	86400	-	51,791.6
5439000	4/14/2020	59.4	59.4	0.1782	10.58	3817	32.3529%	Fecal		CFU/100 mL	200	283.2	86400	-	51,791.6
5439000	5/27/2006	59.3	59.3	0.1782	10.57	3825	32.4207%	Fecal		CFU/100 mL	200	283.2	86400	-	51,704.4
5439000	6/15/2010	59.3	59.3	0.1782	10.57	3825	32.4207%	Fecal		CFU/100 mL	200	283.2	86400	-	51,704.4
5439000	10/11/2018	59.3	59.3	0.1782	10.57	3825	32.4207%	Fecal		CFU/100 mL	200	283.2	86400	-	51,704.4
5439000	3/5/2020	59.3	59.3	0.1782	10.57	3825	32.4207%	Fecal		CFU/100 mL	200	283.2	86400	-	51,704.4
5439000	4/15/2020	59.3	59.3	0.1782	10.57	3825	32.4207%	Fecal		CFU/100 mL	200	283.2	86400	-	51,704.4
5439000	11/14/2009	59.2	59.2	0.1782	10.55	3830	32.4631%	Fecal		CFU/100 mL	200	283.2	86400	-	51,617.2
5439000	5/14/2013	59.2	59.2	0.1782	10.55	3830	32.4631%	Fecal		CFU/100 mL	200	283.2	86400	-	51,617.2
5439000	6/19/2017	59.2	59.2	0.1782	10.55	3830	32.4631%	Fecal		CFU/100 mL	200	283.2	86400	-	51,617.2
5439000	4/20/2020	59.2	59.2	0.1782	10.55	3830	32.4631%	Fecal		CFU/100 mL	200	283.2	86400	-	51,617.2
5439000	6/11/2020	59.2	59.2	0.1782	10.55	3830	32.4631%	Fecal		CFU/100 mL	200	283.2	86400	-	51,617.2
5439000	1/5/2008	59.1	59.1	0.1782	10.53	3835	32.5055%	Fecal		CFU/100 mL	200	283.2	86400	-	51,530.0
5439000	3/30/2013	59.1	59.1	0.1782	10.53	3835	32.5055%	Fecal		CFU/100 mL	200	283.2	86400	-	51,530.0
5439000	4/24/2019	59.1	59.1	0.1782	10.53	3835	32.5055%	Fecal		CFU/100 mL	200	283.2	86400	-	51,530.0
5439000	4/26/2019	59.1	59.1	0.1782	10.53	3835	32.5055%	Fecal		CFU/100 mL	200	283.2	86400	-	51,530.0
5439000	4/3/1990	59	59	0.1782	10.51	3839	32.5394%	Fecal		CFU/100 mL	200	283.2	86400	-	51,442.8
5439000	4/18/1990	59	59	0.1782	10.51	3839	32.5394%	Fecal		CFU/100 mL	200	283.2	86400	-	51,442.8
5439000	4/24/1990	59	59	0.1782	10.51	3839	32.5394%	Fecal		CFU/100 mL	200	283.2	86400	-	51,442.8
5439000	8/28/1990	59	59	0.1782	10.51	3839	32.5394%	Fecal		CFU/100 mL	200	283.2	86400	-	51,442.8
5439000	2/23/1991	59	59	0.1782	10.51	3839	32.5394%	Fecal		CFU/100 mL	200	283.2	86400	-	51,442.8
5439000	4/28/1992	59	59	0.1782	10.51	3839	32.5394%	Fecal		CFU/100 mL	200	283.2	86400	-	51,442.8
5439000	6/5/1993	59	59	0.1782	10.51	3839	32.5394%	Fecal		CFU/100 mL	200	283.2	86400	-	51,442.8
5439000	5/7/1995	59	59	0.1782	10.51	3839	32.5394%	Fecal		CFU/100 mL	200	283.2	86400	-	51,442.8
5439000	3/30/1997	59	59	0.1782	10.51	3839	32.5394%	Fecal		CFU/100 mL	200	283.2	86400	-	51,442.8
5439000	4/21/1997	59	59	0.1782	10.51	3839	32.5394%	Fecal		CFU/100 mL	200	283.2	86400	-	51,442.8
5439000	5/16/1997	59	59	0.1782	10.51	3839	32.5394%	Fecal		CFU/100 mL	200	283.2	86400	-	51,442.8
5439000	2/10/1998	59	59	0.1782	10.51	3839	32.5394%	Fecal		CFU/100 mL	200	283.2	86400	-	51,442.8
5439000	7/3/1998	59	59	0.1782	10.51	3839	32.5394%	Fecal		CFU/100 mL	200	283.2	86400	-	51,442.8
5439000	2/21/1999	59	59	0.1782	10.51	3839	32.5394%	Fecal		CFU/100 mL	200	283.2	86400	-	51,442.8
5439000	3/4/2000	59	59	0.1782	10.51	3839	32.5394%	Fecal		CFU/100 mL	200	283.2	86400	-	51,442.8
5439000	4/29/2000	59	59	0.1782	10.51	3839	32.5394%	Fecal		CFU/100 mL	200	283.2	86400	-	51,442.8
5439000	6/9/2000	59	59	0.1782	10.51	3839	32.5394%	Fecal		CFU/100 mL	200	283.2	86400	-	51,442.8
5439000	3/9/2001	59	59	0.1782	10.51	3839	32.5394%	Fecal		CFU/100 mL	200	283.2	86400	-	51,442.8
5439000	4/2/2001	59	59	0.1782	10.51	3839	32.5394%	Fecal		CFU/100 mL	200	283.2	86400	-	51,442.8
5439000	5/20/2005	59	59	0.1782	10.51	3839	32.5394%	Fecal		CFU/100 mL	200	283.2	86400	-	51,442.8
5439000	6/13/2006	59	59	0.1782	10.51	3839	32.5394%	Fecal		CFU/100 mL	200	283.2	86400	-	51,442.8
5439000	1/4/2008	59	59	0.1782	10.51	3839	32.5394%	Fecal		CFU/100 mL	200	283.2	86400	-	51,442.8
5439000	6/30/2009	59	59	0.1782	10.51	3839	32.5394%	Fecal		CFU/100 mL	200	283.2	86400	-	51,442.8
5439000	12/31/2010	59	59	0.1782	10.51	3839	32.5394%	Fecal		CFU/100 mL	200	283.2	86400	-	51,442.8
5439000	7/28/2011	59	59	0.1782	10.51	3839	32.5394%	Fecal		CFU/100 mL	200	283.2	86400	-	51,442.8
5439000	7/11/2013	59	59	0.1782	10.51	3839	32.5394%	Fecal		CFU/100 mL	200	283.2	86400	-	51,442.8

Gage ID	Date	Discharge (CFS)	Gage Discharge (less Surrogate NPDES) (CFS)	Watershed Area Ratio	Calculated flow (CFS)	Rank	Flow Exceedance %	Parameter	Results	Units (mg or micro_gram	Limit/Standard	100mL/CF	sec/day	Actual Load (million colonies/day)	Allowable Load (million colonies/day)
5439000	4/16/2016	59	59	0.1782	10.51	3839	32.5394%	Fecal		CFU/100 mL	200	283.2	86400	-	51,442.8
5439000	10/22/2020	59	59	0.1782	10.51	3839	32.5394%	Fecal		CFU/100 mL	200	283.2	86400	-	51,442.8
5439000	4/13/2011	58.9	58.9	0.1782	10.49	3867	32.7767%	Fecal		CFU/100 mL	200	283.2	86400	-	51,355.6
5439000	6/10/2016	58.9	58.9	0.1782	10.49	3867	32.7767%	Fecal		CFU/100 mL	200	283.2	86400	-	51,355.6
5439000	1/24/2020	58.9	58.9	0.1782	10.49	3867	32.7767%	Fecal		CFU/100 mL	200	283.2	86400	-	51,355.6
5439000	2/28/2020	58.9	58.9	0.1782	10.49	3867	32.7767%	Fecal		CFU/100 mL	200	283.2	86400	-	51,355.6
5439000	1/28/2013	58.8	58.8	0.1782	10.48	3871	32.8106%	Fecal		CFU/100 mL	200	283.2	86400	-	51,268.4
5439000	3/10/2017	58.8	58.8	0.1782	10.48	3871	32.8106%	Fecal		CFU/100 mL	200	283.2	86400	-	51,268.4
5439000	1/23/2019	58.8	58.8	0.1782	10.48	3871	32.8106%	Fecal		CFU/100 mL	200	283.2	86400	-	51,268.4
5439000	1/28/2019	58.8	58.8	0.1782	10.48	3871	32.8106%	Fecal		CFU/100 mL	200	283.2	86400	-	51,268.4
5439000	3/21/2002	58.7	58.7	0.1782	10.46	3875	32.8445%	Fecal		CFU/100 mL	200	283.2	86400	-	51,181.2
5439000	1/26/2012	58.7	58.7	0.1782	10.46	3875	32.8445%	Fecal		CFU/100 mL	200	283.2	86400	-	51,181.2
5439000	4/6/2019	58.7	58.7	0.1782	10.46	3875	32.8445%	Fecal		CFU/100 mL	200	283.2	86400	-	51,181.2
5439000	11/26/2020	58.7	58.7	0.1782	10.46	3875	32.8445%	Fecal		CFU/100 mL	200	283.2	86400	-	51,181.2
5439000	5/10/2007	58.6	58.6	0.1782	10.44	3879	32.8785%	Fecal		CFU/100 mL	200	283.2	86400	-	51,094.0
5439000	1/2/2012	58.6	58.6	0.1782	10.44	3879	32.8785%	Fecal		CFU/100 mL	200	283.2	86400	-	51,094.0
5439000	2/4/2017	58.6	58.6	0.1782	10.44	3879	32.8785%	Fecal		CFU/100 mL	200	283.2	86400	-	51,094.0
5439000	4/22/2019	58.6	58.6	0.1782	10.44	3879	32.8785%	Fecal		CFU/100 mL	200	283.2	86400	-	51,094.0
5439000	2/12/2020	58.6	58.6	0.1782	10.44	3879	32.8785%	Fecal		CFU/100 mL	200	283.2	86400	-	51,094.0
5439000	5/14/2021	58.6	58.6	0.1782	10.44	3879	32.8785%	Fecal		CFU/100 mL	200	283.2	86400	-	51,094.0
5439000	12/3/2009	58.5	58.5	0.1782	10.42	3885	32.9293%	Fecal		CFU/100 mL	200	283.2	86400	-	51,006.9
5439000	7/7/2018	58.5	58.5	0.1782	10.42	3885	32.9293%	Fecal		CFU/100 mL	200	283.2	86400	-	51,006.9
5439000	1/30/2019	58.5	58.5	0.1782	10.42	3885	32.9293%	Fecal		CFU/100 mL	200	283.2	86400	-	51,006.9
5439000	7/15/2007	58.4	58.4	0.1782	10.41	3890	32.9717%	Fecal		CFU/100 mL	200	283.2	86400	-	50,919.7
5439000	2/10/2017	58.4	58.4	0.1782	10.41	3890	32.9717%	Fecal		CFU/100 mL	200	283.2	86400	-	50,919.7
5439000	2/27/2022	58.4	58.4	0.1459	8.52	4567	38.7100%	Fecal		CFU/100 mL	200	283.2	86400	-	41,706.7
5439000	3/5/2002	58.3	58.3	0.1782	10.39	3892	32.9886%	Fecal		CFU/100 mL	200	283.2	86400	-	50,832.5
5439000	6/23/2017	58.3	58.3	0.1782	10.39	3892	32.9886%	Fecal		CFU/100 mL	200	283.2	86400	-	50,832.5
5439000	8/2/2017	58.3	58.3	0.1782	10.39	3892	32.9886%	Fecal		CFU/100 mL	200	283.2	86400	-	50,832.5
5439000	11/3/2008	58.2	58.2	0.1782	10.37	3895	33.0141%	Fecal		CFU/100 mL	200	283.2	86400	-	50,745.3
5439000	11/7/2008	58.2	58.2	0.1782	10.37	3895	33.0141%	Fecal		CFU/100 mL	200	283.2	86400	-	50,745.3
5439000	2/20/2016	58.2	58.2	0.1782	10.37	3895	33.0141%	Fecal		CFU/100 mL	200	283.2	86400	-	50,745.3
5439000	4/25/2019	58.2	58.2	0.1782	10.37	3895	33.0141%	Fecal		CFU/100 mL	200	283.2	86400	-	50,745.3
5439000	1/9/2007	58.1	58.1	0.1782	10.35	3900	33.0565%	Fecal		CFU/100 mL	200	283.2	86400	-	50,658.1
5439000	5/31/2007	58.1	58.1	0.1782	10.35	3900	33.0565%	Fecal		CFU/100 mL	200	283.2	86400	-	50,658.1
5439000	1/10/2009	58.1	58.1	0.1782	10.35	3900	33.0565%	Fecal		CFU/100 mL	200	283.2	86400	-	50,658.1
5439000	5/28/2010	58.1	58.1	0.1782	10.35	3900	33.0565%	Fecal		CFU/100 mL	200	283.2	86400	-	50,658.1
5439000	2/14/1990	58	58	0.1782	10.33	3904	33.0904%	Fecal		CFU/100 mL	200	283.2	86400	-	50,570.9
5439000	2/14/1991	58	58	0.1782	10.33	3904	33.0904%	Fecal		CFU/100 mL	200	283.2	86400	-	50,570.9
5439000	3/28/1992	58	58	0.1782	10.33	3904	33.0904%	Fecal		CFU/100 mL	200	283.2	86400	-	50,570.9
5439000	9/22/1993	58	58	0.1782	10.33	3904	33.0904%	Fecal		CFU/100 mL	200	283.2	86400	-	50,570.9
5439000	11/4/1994	58	58	0.1782	10.33	3904	33.0904%	Fecal		CFU/100 mL	200	283.2	86400	-	50,570.9
5439000	12/12/1994	58	58	0.1782	10.33	3904	33.0904%	Fecal		CFU/100 mL	200	283.2	86400	-	50,570.9
5439000	2/22/1995	58	58	0.1782	10.33	3904	33.0904%	Fecal		CFU/100 mL	200	283.2	86400	-	50,570.9
5439000	7/3/1996	58	58	0.1782	10.33	3904	33.0904%	Fecal		CFU/100 mL	200	283.2	86400	-	50,570.9
5439000	4/6/1997	58	58	0.1782	10.33	3904	33.0904%	Fecal		CFU/100 mL	200	283.2	86400	-	50,570.9
5439000	6/25/1998	58	58	0.1782	10.33	3904	33.0904%	Fecal		CFU/100 mL	200	283.2	86400	-	50,570.9
5439000	6/28/1999	58	58	0.1782	10.33	3904	33.0904%	Fecal		CFU/100 mL	200	283.2	86400	-	50,570.9
5439000	3/10/2001	58	58	0.1782	10.33	3904	33.0904%	Fecal		CFU/100 mL	200	283.2	86400	-	50,570.9
5439000	5/27/2003	58	58	0.1782	10.33	3904	33.0904%	Fecal		CFU/100 mL	200	283.2	86400	-	50,570.9
5439000	12/29/2007	58	58	0.1782	10.33	3904	33.0904%	Fecal		CFU/100 mL	200	283.2	86400	-	50,570.9
5439000	1/25/2018	58	58	0.1782	10.33	3904	33.0904%	Fecal		CFU/100 mL	200	283.2	86400	-	50,570.9
5439000	4/3/2021	58	58	0.1782	10.33	3904	33.0904%	Fecal		CFU/100 mL	200	283.2	86400	-	50,570.9
5439000	4/20/2007	57.9	57.9	0.1782	10.32	3920	33.2260%	Fecal		CFU/100 mL	200	283.2	86400	-	50,483.7
5439000	1/10/2010	57.9	57.9	0.1782	10.32	3920	33.2260%	Fecal		CFU/100 mL	200	283.2	86400	-	50,483.7
5439000	4/21/2020	57.9	57.9	0.1782	10.32	3920	33.2260%	Fecal		CFU/100 mL	200	283.2	86400	-	50,483.7
5439000	6/8/2020	57.9	57.9	0.1782	10.32	3920	33.2260%	Fecal		CFU/100 mL	200	283.2	86400	-	50,483.7
5439000	3/3/2004	57.8	57.8	0.1782	10.30	3924	33.2599%	Fecal		CFU/100 mL	200	283.2	86400	-	50,396.5
5439000	5/9/2007	57.8	57.8	0.1782	10.30	3924	33.2599%	Fecal		CFU/100 mL	200	283.2	86400	-	50,396.5
5439000	6/6/2013	57.8	57.8	0.1782	10.30	3924	33.2599%	Fecal		CFU/100 mL	200	283.2	86400	-	50,396.5
5439000	5/8/2018	57.8	57.8	0.1782	10.30	3924	33.2599%	Fecal		CFU/100 mL	200	283.2	86400	-	50,396.5
5439000	1/16/2019	57.8	57.8	0.1782	10.30	3924	33.2599%	Fecal		CFU/100 mL	200	283.2	86400	-	50,396.5
5439000	9/5/2019	57.8	57.8	0.1782	10.30	3924	33.2599%	Fecal		CFU/100 mL	200	283.2	86400	-	50,396.5
5439000	5/12/2006	57.7	57.7	0.1782	10.28	3930	33.3107%	Fecal		CFU/100 mL	200	283.2	86400	-	50,309.3
5439000	4/1/2011	57.7	57.7	0.1782	10.28	3930	33.3107%	Fecal		CFU/100 mL	200	283.2	86400	-	50,309.3
5439000	4/1/2013	57.7	57.7	0.1782	10.28	3930	33.3107%	Fecal		CFU/100 mL	200	283.2	86400	-	50,309.3
5439000	11/25/2017	57.7	57.7	0.1782	10.28	3930	33.3107%	Fecal		CFU/100 mL	200	283.2	86400	-	50,309.3
5439000	5/29/2018	57.7	57.7	0.1782	10.28	3930	33.3107%	Fecal		CFU/100 mL	200	283.2	86400	-	50,309.3
5439000	6/24/2021	57.7	57.7	0.1782	10.28	3930	33.3107%	Fecal		CFU/100 mL	200	283.2	86400	-	50,309.3
5439000	3/12/2004	57.6	57.6	0.1782	10.26	3936	33.3616%	Fecal		CFU/100 mL	200	283.2	86400	-	50,222.1
5439000	4/29/2004	57.6	57.6	0.1782	10.26	3936	33.3616%	Fecal		CFU/100 mL	200	283.2	86400	-	50,222.1
5439000	7/22/2015	57.6	57.6	0.1782	10.26	3936	33.3616%	Fecal		CFU/100 mL	200	283.2	86400	-	50,222.1
5439000	6/6/2017	57.6	57.6	0.1782	10.26	3936	33.3616%	Fecal		CFU/100 mL	200	283.2	86400	-	50,222.1
5439000	6/16/2017	57.6	57.6	0.1782	10.26	3936	33.3616%	Fecal		CFU/100 mL	200	283.2	86400	-	50,222.1
5439000	10/22/2017	57.6	57.6	0.1782	10.26	3936	33.3616%	Fecal		CFU/100 mL	200	283.2	86400	-	50,222.1
5439000	12/14/2018	57.5	57.5	0.1782	10.24	3942	33.4124%	Fecal		CFU/100 mL	200	283.2	86400	-	50,134.9
5439000	10/15/2008	57.4	57.4	0.1782	10.23	3944	33.4294%	Fecal		CFU/100 mL	200	283.2	86400	-	50,047.7
5439000	3/9/2016	57.4	57.4	0.1782	10.23	3944	33.4294%	Fecal		CFU/100 mL	200	283.2	86400	-	50,047.7
5439000	11/4/2016	57.4	57.4	0.1782	10.23	3944	33.4294%	Fecal		CFU/100 mL	200	283.2	86400	-	50,047.7
5439000	7/23/2019	57.4	57.4	0.1782	10.23	3944	33.4294%	Fecal		CFU/100 mL	200	283.2	86400	-	50,047.7
5439000	3/22/2022	57.4	57.4	0.1459	8.38	4603	39.0151%	Fecal		CFU/100 mL	200	283.2	86400	-	40,992.6
5439000	12/6/1993	57.3	57.3	0.1782	10.21	3948	33.4633%	Fecal		CFU/100 mL	200	283.2	86400	-	49,960.6
5439000	3/12/2016	57.3	57.3	0.1782	10.21	3948	33.4633%	Fecal		CFU/100 mL	200	283.2	86400	-	49,960.6
5439000	7/17/2008	57.2	57.2	0.1782	10.19	3951	33.4887%	Fecal		CFU/100 mL	200	283.2	86400	-	49,873.4
5439000	4/11/2019	57.2	57.2	0.1782	10.19	3951	33.4887%	Fecal		CFU/100 mL	200	283.2	86400	-	49,873.4
5439000	10/17/2014	57.1	57.1	0.1782	10.17	3953	33.5057%	Fecal		CFU/100 mL	200	283.2	86400	-	49,786.2
5439000	1/22/2019	57.1	57.1	0.1782	10.17	3953	33.5057%	Fecal		CFU/100 mL	200	283.2	86400	-	49,786.2
5439000	4/9/2019	57.1	57.1	0.1782	10.17	3953	33.5057%	Fecal		CFU/100 mL	200	283.2	86400	-	49,786.2
5439000	4/5/1990	57	57	0.1782	10.16	3956	33.5311%	Fecal		CFU/100 mL	200	283.2	86400	-	49,699.0
5439000	4/10/1990	57	57	0.1782	10.16	3956	33.5311%	Fecal		CFU/100 mL	200	283.2	86400	-	49,699.0
5439000	4/19/1990	57	57	0.1782	10.16	3956	33.5311%	Fecal		CFU/100 mL	200	283.2	86400	-	49,699.0
5439000	1/11/1992	57	57	0.1782	10.16	3956	33.5311%	Fecal		CFU/100 mL	200	283.2	86400	-	49,699.0
5439000	3/19/1993	57	57	0.1782	10.16	3956	33.5311%	Fecal		CFU/100 mL	200	283.2	86400	-	49,699.0
5439000	5/19/1993	57	57	0.1782	10.16	3956	33.5311%	Fecal		CFU/100 mL	200	283.2	86400	-	49,699.0
5439000	5/20/1993	57	57	0.1782	10.16	3956	33.5311%	Fecal		CFU/100 mL	200	283.2	86400	-	49,699.0
5439000	7/9/1993	57	57	0.1782	10.16	3956	33.5311%	Fecal		CFU/100 mL	200	283.2	86400	-	49,699.0
5439000	1/27/1995	57	57	0.1782	10.16	3956	33.5311%	Fecal		CFU/100 mL	200	283.2	86400	-	49,699.0
5439000	6/19/1995	57	57	0.1782	10.16	3956	33.5311%	Fecal		CFU/100 mL	200	283.2	86400	-	49,699.0
5439000	8/23/1996	57	57	0.1782	10.16	3956	33.5311%	Fecal		CFU/100 mL	200	283.2	86400	-	49,699.0
5439000	4/12/1997	57	57	0.1782	10.16	3956	33.5311%	Fecal		CFU/100 mL	200	283.2	86400	-	49,699.0
5439000	5/17/1997	57	57	0.1782	10.16	3956	33.5311%	Fecal		CFU/100 mL	200	283.2	86400	-	49,699.0
5439000	3/26/1999	57	57	0.1782	10.16	3956	33.5311%	Fecal		CFU/100 mL	200	283.2	86400	-	49,699.0
5439000	4/3/2001	57	57	0.1782	10.16	3956	33.5311%	Fecal		CFU/100 mL	200	283.2	86400	-	49,699.0
5439000	4/24/2001	57	57	0.1782	10.16	3956	33.5311%	Fecal		CFU/100 mL	200	283.2	86400	-	49,699.0
5439000	5/26/2007	57	57	0.1782	10.16	3956	33.5311%	Fecal		CFU/100 mL	200	283.2	86400	-	49,699.0
5439000	6/1/2007	57	57	0.1782	10.16	3956	33.5311%	Fecal		CFU/100 mL	200	283.2	86400	-	49,699.0
5439000	12/30/2016	57	57	0.1782	10.16	3956	33.5311%	Fecal		CFU/100 mL	200	283.2	86400	-	49,699.0
5439000	12/9/2009	56.9	56.9	0.1782	10.14	3975	33.6922%	Fecal		CFU/100 mL	200	283.2	86400	-	49,611.8
5439000	6/4/2013	56.9	56.9	0.1782	10.14	3975	33.6922%	Fecal		CFU/100 mL	200	283.2	86400	-	49,611.8
5439000	2/25/2005	56.8	56.8	0.1782	10.12	3977	33.7091%	Fecal		CFU/100 mL	200	283.2	86400	-	49,524.6
5439000	2/8/2012	56.8	56.8	0.1782	10.12	3977	33.7091%	Fecal		CFU/100 mL	200	283.2	86400	-	49,524.6
5439000	5/15/2021	56.8	56.8	0.1782	10.12	3977	33.7091%	Fecal		CFU/100 mL	200	283.2	86400	-	49,524.6
5439000	4/15/2011	56.7	56.7	0.1782	10.10	3981	33.7430%	Fecal		CFU/100 mL	200	283.2	86400	-	49,437.4
5439000	5/13/2013	56.7	56.7	0.1782	10.10	3981	33.7430%	Fecal		CFU/100 mL	200	283.2	86400	-	49,437.4
5439000	2/14/2020	56.7	56.7	0.1782	10.10	3981	33.7430%	Fecal		CFU/100 mL	200	283.2	86400	-	49,437.4
5439000	2/28/2002	56.6	56.6	0.1782	10.08	3984	33.7684%	Fecal		CFU/100 mL	200	283.2	86400	-	49,350.2
5439000	2/26/2004	56.6	56.6	0.1782	10.08	3984	33.7684%	Fecal		CFU/100 mL	200	283.2	86400	-	49,350.2
5439000	5/21/2008	56.6	56.6	0.1782	10.08	3984	33.7684%	Fecal		CFU/100 mL	200	283.2	86400	-	49,350.2
5439000	3/4/2010	56.6	56.6	0.1782	10.08	3984	33.7684%	Fecal		CFU/100 mL	200	283.2	86400	-	49,350.2
5439000	4/19/2010	56.6	56.6	0.1782	10.08	3984	33.7684%	Fecal		CFU/100 mL	200	283.2	86400	-	49,350.2
5439000	5/10/2010	56.6	56.6	0.1782	10.08	3984	33.7684%	Fecal		CFU/100 mL	200	283.2	86400	-	49,350.2
5439000	11/29/2011	56.6	56.6	0.1782	10.08	3984	33.7684%	Fecal		CFU/100 mL	200	283.2	86400	-	49,350.2
5439000	3/20/2012	56.6	56.6	0.1782	10.08	3984	33.7684%	Fecal		CFU/100 mL	200	283.2	86400	-	49,350.2
5439000	12/5/2016	56.6	56.6	0.1782	10.08	3984	33.7684%	Fecal		CFU/100 mL	200	283.2	86400	-	49,350.2
5439000	3/13/2018	56.6	56.6	0.1782	10.08	3984	33.7684%	Fecal		CFU/100 mL	200	283.2	86400	-	49,350.2

Gage ID	Date	Discharge (CFS)	Gage Discharge (less Surrogate NPDES) (CFS)	Watershed Area Ratio	Calculated flow (CFS)	Rank	Flow Exceedance %	Parameter	Results	Units (mg or micro_gram	Limit/Standard	100mL/CF	sec/day	Actual Load (million colonies/day)	Allowable Load (million colonies/day)
5439000	4/17/2021	56.6	56.6	0.1782	10.08	3984	33.7684%	Fecal		CFU/100 mL	200	283.2	86400	-	49,350.2
5439000	12/13/2019	56.5	56.5	0.1782	10.07	3995	33.8617%	Fecal		CFU/100 mL	200	283.2	86400	-	49,263.0
5439000	1/24/2016	56.4	56.4	0.1782	10.05	3996	33.8701%	Fecal		CFU/100 mL	200	283.2	86400	-	49,175.8
5439000	5/29/2021	56.4	56.4	0.1782	10.05	3996	33.8701%	Fecal		CFU/100 mL	200	283.2	86400	-	49,175.8
5439000	10/12/2008	56.3	56.3	0.1782	10.03	3998	33.8871%	Fecal		CFU/100 mL	200	283.2	86400	-	49,088.6
5439000	3/27/2014	56.3	56.3	0.1782	10.03	3998	33.8871%	Fecal		CFU/100 mL	200	283.2	86400	-	49,088.6
5439000	6/16/2014	56.3	56.3	0.1782	10.03	3998	33.8871%	Fecal		CFU/100 mL	200	283.2	86400	-	49,088.6
5439000	1/23/2020	56.3	56.3	0.1782	10.03	3998	33.8871%	Fecal		CFU/100 mL	200	283.2	86400	-	49,088.6
5439000	11/20/2008	56.2	56.2	0.1782	10.01	4002	33.9210%	Fecal		CFU/100 mL	200	283.2	86400	-	49,001.5
5439000	2/28/2017	56.2	56.2	0.1782	10.01	4002	33.9210%	Fecal		CFU/100 mL	200	283.2	86400	-	49,001.5
5439000	12/11/2019	56.2	56.2	0.1782	10.01	4002	33.9210%	Fecal		CFU/100 mL	200	283.2	86400	-	49,001.5
5439000	6/25/2004	56.1	56.1	0.1782	10.00	4005	33.9464%	Fecal		CFU/100 mL	200	283.2	86400	-	48,914.3
5439000	3/2/2005	56.1	56.1	0.1782	10.00	4005	33.9464%	Fecal		CFU/100 mL	200	283.2	86400	-	48,914.3
5439000	7/8/2021	56.1	56.1	0.1782	10.00	4005	33.9464%	Fecal		CFU/100 mL	200	283.2	86400	-	48,914.3
5439000	5/12/1991	56	56	0.1782	9.98	4008	33.9719%	Fecal		CFU/100 mL	200	283.2	86400	-	48,827.1
5439000	12/20/1991	56	56	0.1782	9.98	4008	33.9719%	Fecal		CFU/100 mL	200	283.2	86400	-	48,827.1
5439000	1/12/1992	56	56	0.1782	9.98	4008	33.9719%	Fecal		CFU/100 mL	200	283.2	86400	-	48,827.1
5439000	1/20/1992	56	56	0.1782	9.98	4008	33.9719%	Fecal		CFU/100 mL	200	283.2	86400	-	48,827.1
5439000	3/4/1992	56	56	0.1782	9.98	4008	33.9719%	Fecal		CFU/100 mL	200	283.2	86400	-	48,827.1
5439000	1/19/1993	56	56	0.1782	9.98	4008	33.9719%	Fecal		CFU/100 mL	200	283.2	86400	-	48,827.1
5439000	1/30/1993	56	56	0.1782	9.98	4008	33.9719%	Fecal		CFU/100 mL	200	283.2	86400	-	48,827.1
5439000	5/24/1993	56	56	0.1782	9.98	4008	33.9719%	Fecal		CFU/100 mL	200	283.2	86400	-	48,827.1
5439000	10/16/1993	56	56	0.1782	9.98	4008	33.9719%	Fecal		CFU/100 mL	200	283.2	86400	-	48,827.1
5439000	12/4/1993	56	56	0.1782	9.98	4008	33.9719%	Fecal		CFU/100 mL	200	283.2	86400	-	48,827.1
5439000	12/31/1993	56	56	0.1782	9.98	4008	33.9719%	Fecal		CFU/100 mL	200	283.2	86400	-	48,827.1
5439000	11/22/1994	56	56	0.1782	9.98	4008	33.9719%	Fecal		CFU/100 mL	200	283.2	86400	-	48,827.1
5439000	1/28/1995	56	56	0.1782	9.98	4008	33.9719%	Fecal		CFU/100 mL	200	283.2	86400	-	48,827.1
5439000	3/22/1995	56	56	0.1782	9.98	4008	33.9719%	Fecal		CFU/100 mL	200	283.2	86400	-	48,827.1
5439000	4/2/1995	56	56	0.1782	9.98	4008	33.9719%	Fecal		CFU/100 mL	200	283.2	86400	-	48,827.1
5439000	2/11/1996	56	56	0.1782	9.98	4008	33.9719%	Fecal		CFU/100 mL	200	283.2	86400	-	48,827.1
5439000	4/5/1997	56	56	0.1782	9.98	4008	33.9719%	Fecal		CFU/100 mL	200	283.2	86400	-	48,827.1
5439000	2/22/1999	56	56	0.1782	9.98	4008	33.9719%	Fecal		CFU/100 mL	200	283.2	86400	-	48,827.1
5439000	3/7/1999	56	56	0.1782	9.98	4008	33.9719%	Fecal		CFU/100 mL	200	283.2	86400	-	48,827.1
5439000	5/9/2000	56	56	0.1782	9.98	4008	33.9719%	Fecal		CFU/100 mL	200	283.2	86400	-	48,827.1
5439000	11/12/2000	56	56	0.1782	9.98	4008	33.9719%	Fecal		CFU/100 mL	200	283.2	86400	-	48,827.1
5439000	2/4/2001	56	56	0.1782	9.98	4008	33.9719%	Fecal		CFU/100 mL	200	283.2	86400	-	48,827.1
5439000	6/22/2002	56	56	0.1782	9.98	4008	33.9719%	Fecal		CFU/100 mL	200	283.2	86400	-	48,827.1
5439000	7/9/2003	56	56	0.1782	9.98	4008	33.9719%	Fecal		CFU/100 mL	200	283.2	86400	-	48,827.1
5439000	4/1/2010	56	56	0.1782	9.98	4008	33.9719%	Fecal		CFU/100 mL	200	283.2	86400	-	48,827.1
5439000	4/17/2016	56	56	0.1782	9.98	4008	33.9719%	Fecal		CFU/100 mL	200	283.2	86400	-	48,827.1
5439000	11/2/2016	56	56	0.1782	9.98	4008	33.9719%	Fecal		CFU/100 mL	200	283.2	86400	-	48,827.1
5439000	5/10/2018	56	56	0.1782	9.98	4008	33.9719%	Fecal		CFU/100 mL	200	283.2	86400	-	48,827.1
5439000	5/29/2007	55.9	55.9	0.1782	9.96	4036	34.2092%	Fecal		CFU/100 mL	200	283.2	86400	-	48,739.9
5439000	4/27/2008	55.9	55.9	0.1782	9.96	4036	34.2092%	Fecal		CFU/100 mL	200	283.2	86400	-	48,739.9
5439000	3/10/2014	55.9	55.9	0.1782	9.96	4036	34.2092%	Fecal		CFU/100 mL	200	283.2	86400	-	48,739.9
5439000	2/13/2020	55.8	55.8	0.1782	9.94	4039	34.2346%	Fecal		CFU/100 mL	200	283.2	86400	-	48,652.7
5439000	4/21/2007	55.7	55.7	0.1782	9.92	4040	34.2431%	Fecal		CFU/100 mL	200	283.2	86400	-	48,565.5
5439000	5/28/2003	55.6	55.6	0.1782	9.91	4041	34.2516%	Fecal		CFU/100 mL	200	283.2	86400	-	48,478.3
5439000	5/20/2006	55.6	55.6	0.1782	9.91	4041	34.2516%	Fecal		CFU/100 mL	200	283.2	86400	-	48,478.3
5439000	1/11/2010	55.6	55.6	0.1782	9.91	4041	34.2516%	Fecal		CFU/100 mL	200	283.2	86400	-	48,478.3
5439000	4/3/2010	55.6	55.6	0.1782	9.91	4041	34.2516%	Fecal		CFU/100 mL	200	283.2	86400	-	48,478.3
5439000	4/10/2021	55.6	55.6	0.1782	9.91	4041	34.2516%	Fecal		CFU/100 mL	200	283.2	86400	-	48,478.3
5439000	9/13/2007	55.5	55.5	0.1782	9.89	4046	34.2939%	Fecal		CFU/100 mL	200	283.2	86400	-	48,391.1
5439000	10/7/2008	55.5	55.5	0.1782	9.89	4046	34.2939%	Fecal		CFU/100 mL	200	283.2	86400	-	48,391.1
5439000	12/15/2018	55.5	55.5	0.1782	9.89	4046	34.2939%	Fecal		CFU/100 mL	200	283.2	86400	-	48,391.1
5439000	6/11/2016	55.4	55.4	0.1782	9.87	4049	34.3194%	Fecal		CFU/100 mL	200	283.2	86400	-	48,303.9
5439000	7/22/2016	55.4	55.4	0.1782	9.87	4049	34.3194%	Fecal		CFU/100 mL	200	283.2	86400	-	48,303.9
5439000	3/6/2020	55.4	55.4	0.1782	9.87	4049	34.3194%	Fecal		CFU/100 mL	200	283.2	86400	-	48,303.9
5439000	6/7/2017	55.3	55.3	0.1782	9.85	4052	34.3448%	Fecal		CFU/100 mL	200	283.2	86400	-	48,216.7
5439000	7/19/2014	55.2	55.2	0.1782	9.84	4053	34.3533%	Fecal		CFU/100 mL	200	283.2	86400	-	48,129.5
5439000	4/16/2020	55.2	55.2	0.1782	9.84	4053	34.3533%	Fecal		CFU/100 mL	200	283.2	86400	-	48,129.5
5439000	4/30/2004	55.1	55.1	0.1782	9.82	4055	34.3702%	Fecal		CFU/100 mL	200	283.2	86400	-	48,042.4
5439000	2/17/1990	55	55	0.1782	9.80	4056	34.3787%	Fecal		CFU/100 mL	200	283.2	86400	-	47,955.2
5439000	4/25/1990	55	55	0.1782	9.80	4056	34.3787%	Fecal		CFU/100 mL	200	283.2	86400	-	47,955.2
5439000	6/28/1990	55	55	0.1782	9.80	4056	34.3787%	Fecal		CFU/100 mL	200	283.2	86400	-	47,955.2
5439000	3/5/1992	55	55	0.1782	9.80	4056	34.3787%	Fecal		CFU/100 mL	200	283.2	86400	-	47,955.2
5439000	10/6/1993	55	55	0.1782	9.80	4056	34.3787%	Fecal		CFU/100 mL	200	283.2	86400	-	47,955.2
5439000	10/13/1993	55	55	0.1782	9.80	4056	34.3787%	Fecal		CFU/100 mL	200	283.2	86400	-	47,955.2
5439000	2/17/1994	55	55	0.1782	9.80	4056	34.3787%	Fecal		CFU/100 mL	200	283.2	86400	-	47,955.2
5439000	12/4/1994	55	55	0.1782	9.80	4056	34.3787%	Fecal		CFU/100 mL	200	283.2	86400	-	47,955.2
5439000	12/5/1994	55	55	0.1782	9.80	4056	34.3787%	Fecal		CFU/100 mL	200	283.2	86400	-	47,955.2
5439000	12/7/1994	55	55	0.1782	9.80	4056	34.3787%	Fecal		CFU/100 mL	200	283.2	86400	-	47,955.2
5439000	12/18/1994	55	55	0.1782	9.80	4056	34.3787%	Fecal		CFU/100 mL	200	283.2	86400	-	47,955.2
5439000	12/19/1994	55	55	0.1782	9.80	4056	34.3787%	Fecal		CFU/100 mL	200	283.2	86400	-	47,955.2
5439000	12/20/1994	55	55	0.1782	9.80	4056	34.3787%	Fecal		CFU/100 mL	200	283.2	86400	-	47,955.2
5439000	1/9/1995	55	55	0.1782	9.80	4056	34.3787%	Fecal		CFU/100 mL	200	283.2	86400	-	47,955.2
5439000	1/29/1995	55	55	0.1782	9.80	4056	34.3787%	Fecal		CFU/100 mL	200	283.2	86400	-	47,955.2
5439000	6/20/1995	55	55	0.1782	9.80	4056	34.3787%	Fecal		CFU/100 mL	200	283.2	86400	-	47,955.2
5439000	7/6/1995	55	55	0.1782	9.80	4056	34.3787%	Fecal		CFU/100 mL	200	283.2	86400	-	47,955.2
5439000	11/22/1995	55	55	0.1782	9.80	4056	34.3787%	Fecal		CFU/100 mL	200	283.2	86400	-	47,955.2
5439000	3/19/1997	55	55	0.1782	9.80	4056	34.3787%	Fecal		CFU/100 mL	200	283.2	86400	-	47,955.2
5439000	5/30/1997	55	55	0.1782	9.80	4056	34.3787%	Fecal		CFU/100 mL	200	283.2	86400	-	47,955.2
5439000	2/4/1998	55	55	0.1782	9.80	4056	34.3787%	Fecal		CFU/100 mL	200	283.2	86400	-	47,955.2
5439000	12/14/1998	55	55	0.1782	9.80	4056	34.3787%	Fecal		CFU/100 mL	200	283.2	86400	-	47,955.2
5439000	2/23/1999	55	55	0.1782	9.80	4056	34.3787%	Fecal		CFU/100 mL	200	283.2	86400	-	47,955.2
5439000	3/27/1999	55	55	0.1782	9.80	4056	34.3787%	Fecal		CFU/100 mL	200	283.2	86400	-	47,955.2
5439000	5/17/2000	55	55	0.1782	9.80	4056	34.3787%	Fecal		CFU/100 mL	200	283.2	86400	-	47,955.2
5439000	7/16/2000	55	55	0.1782	9.80	4056	34.3787%	Fecal		CFU/100 mL	200	283.2	86400	-	47,955.2
5439000	2/20/2013	55	55	0.1782	9.80	4056	34.3787%	Fecal		CFU/100 mL	200	283.2	86400	-	47,955.2
5439000	4/18/2016	55	55	0.1782	9.80	4056	34.3787%	Fecal		CFU/100 mL	200	283.2	86400	-	47,955.2
5439000	6/28/2016	55	55	0.1782	9.80	4056	34.3787%	Fecal		CFU/100 mL	200	283.2	86400	-	47,955.2
5439000	6/2/2018	55	55	0.1782	9.80	4056	34.3787%	Fecal		CFU/100 mL	200	283.2	86400	-	47,955.2
5439000	4/14/2011	54.9	54.9	0.1782	9.78	4086	34.6330%	Fecal		CFU/100 mL	200	283.2	86400	-	47,868.0
5439000	4/18/2015	54.9	54.9	0.1782	9.78	4086	34.6330%	Fecal		CFU/100 mL	200	283.2	86400	-	47,868.0
5439000	11/29/2018	54.9	54.9	0.1782	9.78	4086	34.6330%	Fecal		CFU/100 mL	200	283.2	86400	-	47,868.0
5439000	3/1/2020	54.9	54.9	0.1782	9.78	4086	34.6330%	Fecal		CFU/100 mL	200	283.2	86400	-	47,868.0
5439000	10/4/2008	54.8	54.8	0.1782	9.76	4090	34.6669%	Fecal		CFU/100 mL	200	283.2	86400	-	47,780.8
5439000	12/10/2011	54.8	54.8	0.1782	9.76	4090	34.6669%	Fecal		CFU/100 mL	200	283.2	86400	-	47,780.8
5439000	12/14/2019	54.8	54.8	0.1782	9.76	4090	34.6669%	Fecal		CFU/100 mL	200	283.2	86400	-	47,780.8
5439000	4/20/2010	54.7	54.7	0.1782	9.75	4093	34.6923%	Fecal		CFU/100 mL	200	283.2	86400	-	47,693.6
5439000	2/5/2017	54.7	54.7	0.1782	9.75	4093	34.6923%	Fecal		CFU/100 mL	200	283.2	86400	-	47,693.6
5439000	4/22/2020	54.7	54.7	0.1782	9.75	4093	34.6923%	Fecal		CFU/100 mL	200	283.2	86400	-	47,693.6
5439000	7/4/1994	54.6	54.6	0.1782	9.73	4096	34.7177%	Fecal		CFU/100 mL	200	283.2	86400	-	47,606.4
5439000	5/29/2006	54.6	54.6	0.1782	9.73	4096	34.7177%	Fecal		CFU/100 mL	200	283.2	86400	-	47,606.4
5439000	6/28/2011	54.6	54.6	0.1782	9.73	4096	34.7177%	Fecal		CFU/100 mL	200	283.2	86400	-	47,606.4
5439000	4/19/2015	54.6	54.6	0.1782	9.73	4096	34.7177%	Fecal		CFU/100 mL	200	283.2	86400	-	47,606.4
5439000	7/14/2018	54.6	54.6	0.1782	9.73	4096	34.7177%	Fecal		CFU/100 mL	200	283.2	86400	-	47,606.4
5439000	12/12/2019	54.6	54.6	0.1782	9.73	4096	34.7177%	Fecal		CFU/100 mL	200	283.2	86400	-	47,606.4
5439000	2/2/2020	54.6	54.6	0.1782	9.73	4096	34.7177%	Fecal		CFU/100 mL	200	283.2	86400	-	47,606.4
5439000	3/30/1994	54.5	54.5	0.1782	9.71	4103	34.7771%	Fecal		CFU/100 mL	200	283.2	86400	-	47,519.2
5439000	2/19/2002	54.5	54.5	0.1782	9.71	4103	34.7771%	Fecal		CFU/100 mL	200	283.2	86400	-	47,519.2
5439000	3/4/2005	54.5	54.5	0.1782	9.71	4103	34.7771%	Fecal		CFU/100 mL	200	283.2	86400	-	47,519.2
5439000	4/10/2019	54.5	54.5	0.1782	9.71	4103	34.7771%	Fecal		CFU/100 mL	200	283.2	86400	-	47,519.2
5439000	7/8/2019	54.5	54.5	0.1782	9.71	4103	34.7771%	Fecal		CFU/100 mL	200	283.2	86400	-	47,519.2
5439000	4/23/2020	54.5	54.5	0.1782	9.71	4103	34.7771%	Fecal		CFU/100 mL	200	283.2	86400	-	47,519.2
5439000	4/6/2021	54.5	54.5	0.1782	9.71	4103	34.7771%	Fecal		CFU/100 mL	200	283.2	86400	-	47,519.2
5439000	1/19/2007	54.4	54.4	0.1782	9.69	4110	34.8364%	Fecal		CFU/100 mL	200	283.2	86400	-	47,432.0
5439000	4/19/2016	54.4	54.4	0.1782	9.69	4110	34.8364%	Fecal		CFU/100 mL	200	283.2	86400	-	47,432.0
5439000	10/31/2017	54.4	54.4	0.1782	9.69	4110	34.8364%	Fecal		CFU/100 mL	200	283.2	86400	-	47,432.0
5439000	2/18/2019	54.4	54.4	0.1782	9.69	4110	34.8364%	Fecal		CFU/100 mL	200	283.2	86400	-	47,432.0
5439000	7/3/2010	54.3	54.3	0.1782	9.67	4115	34.8788%	Fecal		CFU/100 mL	200	283.2	86400	-	47,344.8
5439000	11/7/2017	54.3	54.3	0.1782	9.67	4115	34.8788%	Fecal		CFU/100 mL	200	283.2	86400	-	47,344.8
5439000	6/20/2013	54.2	54.2	0.1782	9.66	4117	34.8957%	Fecal		CFU/100 mL	200	283.2	86400	-	47,257.6
5439000	4/1/2014	54.2	54.2	0.1782	9.66	4117	34.8957%	Fecal		CFU/100 mL	200	283.2	86400	-	47,257.6
5439000	5/18/2014	54.2	54.2	0.1782	9.66	4117	34.8957%	Fecal		CFU/100 mL	200	283.2	86400	-	47,257.6

Gage ID	Date	Discharge (CFS)	Gage Discharge (less Surrogate NPDES) (CFS)	Watershed Area Ratio	Calculated flow (CFS)	Rank	Flow Exceedance %	Parameter	Results	Units (mg or micro_gram	Limit/Standard	100mL/CF	sec/day	Actual Load (million colonies/day)	Allowable Load (million colonies/day)
5439000	4/12/2019	54.2	54.2	0.1782	9.66	4117	34.8957%	Fecal		CFU/100 mL	200	283.2	86400	-	47,257.6
5439000	7/23/2008	54.1	54.1	0.1782	9.64	4121	34.9296%	Fecal		CFU/100 mL	200	283.2	86400	-	47,170.4
5439000	1/18/2012	54.1	54.1	0.1782	9.64	4121	34.9296%	Fecal		CFU/100 mL	200	283.2	86400	-	47,170.4
5439000	3/30/2014	54.1	54.1	0.1782	9.64	4121	34.9296%	Fecal		CFU/100 mL	200	283.2	86400	-	47,170.4
5439000	3/14/2018	54.1	54.1	0.1782	9.64	4121	34.9296%	Fecal		CFU/100 mL	200	283.2	86400	-	47,170.4
5439000	4/28/1990	54	54	0.1782	9.62	4125	34.9636%	Fecal		CFU/100 mL	200	283.2	86400	-	47,083.2
5439000	6/4/1990	54	54	0.1782	9.62	4125	34.9636%	Fecal		CFU/100 mL	200	283.2	86400	-	47,083.2
5439000	6/5/1990	54	54	0.1782	9.62	4125	34.9636%	Fecal		CFU/100 mL	200	283.2	86400	-	47,083.2
5439000	6/8/1990	54	54	0.1782	9.62	4125	34.9636%	Fecal		CFU/100 mL	200	283.2	86400	-	47,083.2
5439000	8/25/1990	54	54	0.1782	9.62	4125	34.9636%	Fecal		CFU/100 mL	200	283.2	86400	-	47,083.2
5439000	12/25/1990	54	54	0.1782	9.62	4125	34.9636%	Fecal		CFU/100 mL	200	283.2	86400	-	47,083.2
5439000	1/1/1991	54	54	0.1782	9.62	4125	34.9636%	Fecal		CFU/100 mL	200	283.2	86400	-	47,083.2
5439000	2/15/1991	54	54	0.1782	9.62	4125	34.9636%	Fecal		CFU/100 mL	200	283.2	86400	-	47,083.2
5439000	3/7/1991	54	54	0.1782	9.62	4125	34.9636%	Fecal		CFU/100 mL	200	283.2	86400	-	47,083.2
5439000	5/1/1991	54	54	0.1782	9.62	4125	34.9636%	Fecal		CFU/100 mL	200	283.2	86400	-	47,083.2
5439000	1/13/1992	54	54	0.1782	9.62	4125	34.9636%	Fecal		CFU/100 mL	200	283.2	86400	-	47,083.2
5439000	3/18/1992	54	54	0.1782	9.62	4125	34.9636%	Fecal		CFU/100 mL	200	283.2	86400	-	47,083.2
5439000	5/1/1992	54	54	0.1782	9.62	4125	34.9636%	Fecal		CFU/100 mL	200	283.2	86400	-	47,083.2
5439000	12/12/1992	54	54	0.1782	9.62	4125	34.9636%	Fecal		CFU/100 mL	200	283.2	86400	-	47,083.2
5439000	1/17/1993	54	54	0.1782	9.62	4125	34.9636%	Fecal		CFU/100 mL	200	283.2	86400	-	47,083.2
5439000	5/21/1993	54	54	0.1782	9.62	4125	34.9636%	Fecal		CFU/100 mL	200	283.2	86400	-	47,083.2
5439000	5/22/1993	54	54	0.1782	9.62	4125	34.9636%	Fecal		CFU/100 mL	200	283.2	86400	-	47,083.2
5439000	1/30/1995	54	54	0.1782	9.62	4125	34.9636%	Fecal		CFU/100 mL	200	283.2	86400	-	47,083.2
5439000	2/28/1995	54	54	0.1782	9.62	4125	34.9636%	Fecal		CFU/100 mL	200	283.2	86400	-	47,083.2
5439000	6/28/1995	54	54	0.1782	9.62	4125	34.9636%	Fecal		CFU/100 mL	200	283.2	86400	-	47,083.2
5439000	3/31/1997	54	54	0.1782	9.62	4125	34.9636%	Fecal		CFU/100 mL	200	283.2	86400	-	47,083.2
5439000	2/5/1998	54	54	0.1782	9.62	4125	34.9636%	Fecal		CFU/100 mL	200	283.2	86400	-	47,083.2
5439000	6/28/1998	54	54	0.1782	9.62	4125	34.9636%	Fecal		CFU/100 mL	200	283.2	86400	-	47,083.2
5439000	7/11/1998	54	54	0.1782	9.62	4125	34.9636%	Fecal		CFU/100 mL	200	283.2	86400	-	47,083.2
5439000	10/24/1998	54	54	0.1782	9.62	4125	34.9636%	Fecal		CFU/100 mL	200	283.2	86400	-	47,083.2
5439000	3/15/1999	54	54	0.1782	9.62	4125	34.9636%	Fecal		CFU/100 mL	200	283.2	86400	-	47,083.2
5439000	3/28/1999	54	54	0.1782	9.62	4125	34.9636%	Fecal		CFU/100 mL	200	283.2	86400	-	47,083.2
5439000	8/8/2000	54	54	0.1782	9.62	4125	34.9636%	Fecal		CFU/100 mL	200	283.2	86400	-	47,083.2
5439000	4/25/2001	54	54	0.1782	9.62	4125	34.9636%	Fecal		CFU/100 mL	200	283.2	86400	-	47,083.2
5439000	6/22/2001	54	54	0.1782	9.62	4125	34.9636%	Fecal		CFU/100 mL	200	283.2	86400	-	47,083.2
5439000	3/22/2002	54	54	0.1782	9.62	4125	34.9636%	Fecal		CFU/100 mL	200	283.2	86400	-	47,083.2
5439000	1/18/2005	54	54	0.1782	9.62	4125	34.9636%	Fecal		CFU/100 mL	200	283.2	86400	-	47,083.2
5439000	4/4/2006	54	54	0.1782	9.62	4125	34.9636%	Fecal		CFU/100 mL	200	283.2	86400	-	47,083.2
5439000	1/19/2008	54	54	0.1782	9.62	4125	34.9636%	Fecal		CFU/100 mL	200	283.2	86400	-	47,083.2
5439000	7/1/2009	54	54	0.1782	9.62	4125	34.9636%	Fecal		CFU/100 mL	200	283.2	86400	-	47,083.2
5439000	12/16/2009	54	54	0.1782	9.62	4125	34.9636%	Fecal		CFU/100 mL	200	283.2	86400	-	47,083.2
5439000	1/17/2012	54	54	0.1782	9.62	4125	34.9636%	Fecal		CFU/100 mL	200	283.2	86400	-	47,083.2
5439000	6/5/2013	54	54	0.1782	9.62	4125	34.9636%	Fecal		CFU/100 mL	200	283.2	86400	-	47,083.2
5439000	4/19/2014	54	54	0.1782	9.62	4125	34.9636%	Fecal		CFU/100 mL	200	283.2	86400	-	47,083.2
5439000	12/24/1993	53.9	53.9	0.1782	9.60	4164	35.2941%	Fecal		CFU/100 mL	200	283.2	86400	-	46,996.1
5439000	1/5/2012	53.9	53.9	0.1782	9.60	4164	35.2941%	Fecal		CFU/100 mL	200	283.2	86400	-	46,996.1
5439000	6/20/2017	53.9	53.9	0.1782	9.60	4164	35.2941%	Fecal		CFU/100 mL	200	283.2	86400	-	46,996.1
5439000	10/25/1993	53.8	53.8	0.1782	9.59	4167	35.3195%	Fecal		CFU/100 mL	200	283.2	86400	-	46,908.9
5439000	5/5/2006	53.8	53.8	0.1782	9.59	4167	35.3195%	Fecal		CFU/100 mL	200	283.2	86400	-	46,908.9
5439000	6/29/2006	53.8	53.8	0.1782	9.59	4167	35.3195%	Fecal		CFU/100 mL	200	283.2	86400	-	46,908.9
5439000	8/17/2007	53.8	53.8	0.1782	9.59	4167	35.3195%	Fecal		CFU/100 mL	200	283.2	86400	-	46,908.9
5439000	3/11/2017	53.8	53.8	0.1782	9.59	4167	35.3195%	Fecal		CFU/100 mL	200	283.2	86400	-	46,908.9
5439000	1/17/2019	53.8	53.8	0.1782	9.59	4167	35.3195%	Fecal		CFU/100 mL	200	283.2	86400	-	46,908.9
5439000	1/26/2020	53.8	53.8	0.1782	9.59	4167	35.3195%	Fecal		CFU/100 mL	200	283.2	86400	-	46,908.9
5439000	4/8/2021	53.8	53.8	0.1782	9.59	4167	35.3195%	Fecal		CFU/100 mL	200	283.2	86400	-	46,908.9
5439000	1/11/2009	53.7	53.7	0.1782	9.57	4175	35.3874%	Fecal		CFU/100 mL	200	283.2	86400	-	46,821.7
5439000	2/9/2012	53.7	53.7	0.1782	9.57	4175	35.3874%	Fecal		CFU/100 mL	200	283.2	86400	-	46,821.7
5439000	3/27/2013	53.7	53.7	0.1782	9.57	4175	35.3874%	Fecal		CFU/100 mL	200	283.2	86400	-	46,821.7
5439000	4/2/2015	53.7	53.7	0.1782	9.57	4175	35.3874%	Fecal		CFU/100 mL	200	283.2	86400	-	46,821.7
5439000	4/20/2016	53.7	53.7	0.1782	9.57	4175	35.3874%	Fecal		CFU/100 mL	200	283.2	86400	-	46,821.7
5439000	4/27/2016	53.7	53.7	0.1782	9.57	4175	35.3874%	Fecal		CFU/100 mL	200	283.2	86400	-	46,821.7
5439000	11/8/2008	53.6	53.6	0.1782	9.55	4181	35.4382%	Fecal		CFU/100 mL	200	283.2	86400	-	46,734.5
5439000	2/10/2012	53.6	53.6	0.1782	9.55	4181	35.4382%	Fecal		CFU/100 mL	200	283.2	86400	-	46,734.5
5439000	6/8/2017	53.6	53.6	0.1782	9.55	4181	35.4382%	Fecal		CFU/100 mL	200	283.2	86400	-	46,734.5
5439000	6/11/2021	53.6	53.6	0.1782	9.55	4181	35.4382%	Fecal		CFU/100 mL	200	283.2	86400	-	46,734.5
5439000	6/23/1994	53.5	53.5	0.1782	9.53	4185	35.4721%	Fecal		CFU/100 mL	200	283.2	86400	-	46,647.3
5439000	4/26/2002	53.5	53.5	0.1782	9.53	4185	35.4721%	Fecal		CFU/100 mL	200	283.2	86400	-	46,647.3
5439000	6/16/2010	53.5	53.5	0.1782	9.53	4185	35.4721%	Fecal		CFU/100 mL	200	283.2	86400	-	46,647.3
5439000	3/4/2022	53.5	53.5	0.1459	7.81	4889	41.4392%	Fecal		CFU/100 mL	200	283.2	86400	-	38,207.3
5439000	12/5/1993	53.4	53.4	0.1782	9.51	4188	35.4975%	Fecal		CFU/100 mL	200	283.2	86400	-	46,560.1
5439000	2/21/2009	53.4	53.4	0.1782	9.51	4188	35.4975%	Fecal		CFU/100 mL	200	283.2	86400	-	46,560.1
5439000	5/17/2012	53.4	53.4	0.1782	9.51	4188	35.4975%	Fecal		CFU/100 mL	200	283.2	86400	-	46,560.1
5439000	5/15/2013	53.4	53.4	0.1782	9.51	4188	35.4975%	Fecal		CFU/100 mL	200	283.2	86400	-	46,560.1
5439000	4/4/2021	53.4	53.4	0.1782	9.51	4188	35.4975%	Fecal		CFU/100 mL	200	283.2	86400	-	46,560.1
5439000	2/3/2010	53.3	53.3	0.1782	9.50	4193	35.5399%	Fecal		CFU/100 mL	200	283.2	86400	-	46,472.9
5439000	4/2/2010	53.3	53.3	0.1782	9.50	4193	35.5399%	Fecal		CFU/100 mL	200	283.2	86400	-	46,472.9
5439000	1/6/2012	53.3	53.3	0.1782	9.50	4193	35.5399%	Fecal		CFU/100 mL	200	283.2	86400	-	46,472.9
5439000	2/24/2012	53.3	53.3	0.1782	9.50	4193	35.5399%	Fecal		CFU/100 mL	200	283.2	86400	-	46,472.9
5439000	3/29/2013	53.3	53.3	0.1782	9.50	4193	35.5399%	Fecal		CFU/100 mL	200	283.2	86400	-	46,472.9
5439000	2/9/2017	53.3	53.3	0.1782	9.50	4193	35.5399%	Fecal		CFU/100 mL	200	283.2	86400	-	46,472.9
5439000	4/9/2021	53.3	53.3	0.1782	9.50	4193	35.5399%	Fecal		CFU/100 mL	200	283.2	86400	-	46,472.9
5439000	12/23/1993	53.2	53.2	0.1782	9.48	4200	35.5993%	Fecal		CFU/100 mL	200	283.2	86400	-	46,385.7
5439000	4/22/2007	53.2	53.2	0.1782	9.48	4200	35.5993%	Fecal		CFU/100 mL	200	283.2	86400	-	46,385.7
5439000	6/1/2012	53.2	53.2	0.1782	9.48	4200	35.5993%	Fecal		CFU/100 mL	200	283.2	86400	-	46,385.7
5439000	3/31/2014	53.2	53.2	0.1782	9.48	4200	35.5993%	Fecal		CFU/100 mL	200	283.2	86400	-	46,385.7
5439000	7/15/2020	53.2	53.2	0.1782	9.48	4200	35.5993%	Fecal		CFU/100 mL	200	283.2	86400	-	46,385.7
5439000	2/11/2005	53.1	53.1	0.1782	9.46	4205	35.6416%	Fecal		CFU/100 mL	200	283.2	86400	-	46,298.5
5439000	6/14/2006	53.1	53.1	0.1782	9.46	4205	35.6416%	Fecal		CFU/100 mL	200	283.2	86400	-	46,298.5
5439000	4/9/2014	53.1	53.1	0.1782	9.46	4205	35.6416%	Fecal		CFU/100 mL	200	283.2	86400	-	46,298.5
5439000	12/21/1991	53	53	0.1782	9.44	4208	35.6671%	Fecal		CFU/100 mL	200	283.2	86400	-	46,211.3
5439000	3/19/1992	53	53	0.1782	9.44	4208	35.6671%	Fecal		CFU/100 mL	200	283.2	86400	-	46,211.3
5439000	4/30/1992	53	53	0.1782	9.44	4208	35.6671%	Fecal		CFU/100 mL	200	283.2	86400	-	46,211.3
5439000	8/15/1993	53	53	0.1782	9.44	4208	35.6671%	Fecal		CFU/100 mL	200	283.2	86400	-	46,211.3
5439000	11/23/1994	53	53	0.1782	9.44	4208	35.6671%	Fecal		CFU/100 mL	200	283.2	86400	-	46,211.3
5439000	11/24/1994	53	53	0.1782	9.44	4208	35.6671%	Fecal		CFU/100 mL	200	283.2	86400	-	46,211.3
5439000	1/31/1995	53	53	0.1782	9.44	4208	35.6671%	Fecal		CFU/100 mL	200	283.2	86400	-	46,211.3
5439000	3/23/1995	53	53	0.1782	9.44	4208	35.6671%	Fecal		CFU/100 mL	200	283.2	86400	-	46,211.3
5439000	4/3/1995	53	53	0.1782	9.44	4208	35.6671%	Fecal		CFU/100 mL	200	283.2	86400	-	46,211.3
5439000	5/19/1996	53	53	0.1782	9.44	4208	35.6671%	Fecal		CFU/100 mL	200	283.2	86400	-	46,211.3
5439000	3/20/1997	53	53	0.1782	9.44	4208	35.6671%	Fecal		CFU/100 mL	200	283.2	86400	-	46,211.3
5439000	3/21/1997	53	53	0.1782	9.44	4208	35.6671%	Fecal		CFU/100 mL	200	283.2	86400	-	46,211.3
5439000	6/2/1998	53	53	0.1782	9.44	4208	35.6671%	Fecal		CFU/100 mL	200	283.2	86400	-	46,211.3
5439000	3/11/1999	53	53	0.1782	9.44	4208	35.6671%	Fecal		CFU/100 mL	200	283.2	86400	-	46,211.3
5439000	5/18/2000	53	53	0.1782	9.44	4208	35.6671%	Fecal		CFU/100 mL	200	283.2	86400	-	46,211.3
5439000	6/10/2000	53	53	0.1782	9.44	4208	35.6671%	Fecal		CFU/100 mL	200	283.2	86400	-	46,211.3
5439000	4/26/2001	53	53	0.1782	9.44	4208	35.6671%	Fecal		CFU/100 mL	200	283.2	86400	-	46,211.3
5439000	6/16/2001	53	53	0.1782	9.44	4208	35.6671%	Fecal		CFU/100 mL	200	283.2	86400	-	46,211.3
5439000	6/23/2002	53	53	0.1782	9.44	4208	35.6671%	Fecal		CFU/100 mL	200	283.2	86400	-	46,211.3
5439000	3/12/2005	53	53	0.1782	9.44	4208	35.6671%	Fecal		CFU/100 mL	200	283.2	86400	-	46,211.3
5439000	2/2/2017	53	53	0.1782	9.44	4208	35.6671%	Fecal		CFU/100 mL	200	283.2	86400	-	46,211.3
5439000	4/21/2010	52.9	52.9	0.1782	9.43	4229	35.8451%	Fecal		CFU/100 mL	200	283.2	86400	-	46,124.1
5439000	4/17/2011	52.9	52.9	0.1782	9.43	4229	35.8451%	Fecal		CFU/100 mL	200	283.2	86400	-	46,124.1
5439000	8/5/2014	52.9	52.9	0.1782	9.43	4229	35.8451%	Fecal		CFU/100 mL	200	283.2	86400	-	46,124.1
5439000	2/17/2020	52.9	52.9	0.1782	9.43	4229	35.8451%	Fecal		CFU/100 mL	200	283.2	86400	-	46,124.1
5439000	4/29/2008	52.8	52.8	0.1782	9.41	4233	35.8790%	Fecal		CFU/100 mL	200	283.2	86400	-	46,037.0
5439000	3/15/2018	52.8	52.8	0.1782	9.41	4233	35.8790%	Fecal		CFU/100 mL	200	283.2	86400	-	46,037.0
5439000	7/8/2018	52.8	52.8	0.1782	9.41	4233	35.8790%	Fecal		CFU/100 mL	200	283.2	86400	-	46,037.0
5439000	7/24/2019	52.8	52.8	0.1782	9.41	4233	35.8790%	Fecal		CFU/100 mL	200	283.2	86400	-	46,037.0
5439000	4/18/2021	52.8	52.8	0.1782	9.41	4233	35.8790%	Fecal		CFU/100 mL	200	283.2	86400	-	46,037.0
5439000	3/30/2002	52.7	52.7	0.1782	9.39	4238	35.9213%	Fecal		CFU/100 mL	200	283.2	86400	-	45,949.8
5439000	6/8/2007	52.7	52.7	0.1782	9.39	4238	35.9213%	Fecal		CFU/100 mL	200	283.2	86400	-	45,949.8
5439000	4/21/2015	52.7	52.7	0.1782	9.39	4238	35.9213%	Fecal		CFU/100 mL	200	283.2	86400	-	45,949.8
5439000	6/9/2017	52.7	52.7	0.1782	9.39	4238	35.9213%	Fecal		CFU/100 mL	200	283.2	86400	-	45,949.8
5439000	4/14/2019	52.7	52.7	0.1782	9.39	4238	35.9213%	Fecal		CFU/100 mL	200	283.2	86400	-	45,949.8
5439000	3/3/2005	52.6	52.6	0.1782	9.37	4243	35.9637%	Fecal		CFU/100 mL	200	283.2	86400	-	45,862.6

Gage ID	Date	Discharge (CFS)	Gage Discharge (less Surrogate NPDES) (CFS)	Watershed Area Ratio	Calculated flow (CFS)	Rank	Flow Exceedance %	Parameter	Results	Units (mg or micro_gram	Limit/Standard	100mL/CF	sec/day	Actual Load (million colonies/day)	Allowable Load (million colonies/day)
5439000	11/4/2008	52.6	52.6	0.1782	9.37	4243	35.9637%	Fecal		CFU/100 mL	200	283.2	86400	-	45,862.6
5439000	5/29/2010	52.6	52.6	0.1782	9.37	4243	35.9637%	Fecal		CFU/100 mL	200	283.2	86400	-	45,862.6
5439000	12/6/2016	52.6	52.6	0.1782	9.37	4243	35.9637%	Fecal		CFU/100 mL	200	283.2	86400	-	45,862.6
5439000	10/5/2008	52.5	52.5	0.1782	9.35	4247	35.9976%	Fecal		CFU/100 mL	200	283.2	86400	-	45,775.4
5439000	8/3/2017	52.5	52.5	0.1782	9.35	4247	35.9976%	Fecal		CFU/100 mL	200	283.2	86400	-	45,775.4
5439000	12/16/2018	52.5	52.5	0.1782	9.35	4247	35.9976%	Fecal		CFU/100 mL	200	283.2	86400	-	45,775.4
5439000	5/16/2021	52.5	52.5	0.1782	9.35	4247	35.9976%	Fecal		CFU/100 mL	200	283.2	86400	-	45,775.4
5439000	6/3/2003	52.4	52.4	0.1782	9.34	4252	36.0400%	Fecal		CFU/100 mL	200	283.2	86400	-	45,688.2
5439000	5/24/2006	52.4	52.4	0.1782	9.34	4252	36.0400%	Fecal		CFU/100 mL	200	283.2	86400	-	45,688.2
5439000	4/2/2011	52.4	52.4	0.1782	9.34	4252	36.0400%	Fecal		CFU/100 mL	200	283.2	86400	-	45,688.2
5439000	11/17/2011	52.4	52.4	0.1782	9.34	4252	36.0400%	Fecal		CFU/100 mL	200	283.2	86400	-	45,688.2
5439000	3/25/2015	52.4	52.4	0.1782	9.34	4252	36.0400%	Fecal		CFU/100 mL	200	283.2	86400	-	45,688.2
5439000	8/29/2015	52.4	52.4	0.1782	9.34	4252	36.0400%	Fecal		CFU/100 mL	200	283.2	86400	-	45,688.2
5439000	5/11/2007	52.3	52.3	0.1782	9.32	4258	36.0909%	Fecal		CFU/100 mL	200	283.2	86400	-	45,601.0
5439000	7/29/2007	52.3	52.3	0.1782	9.32	4258	36.0909%	Fecal		CFU/100 mL	200	283.2	86400	-	45,601.0
5439000	10/13/2008	52.3	52.3	0.1782	9.32	4258	36.0909%	Fecal		CFU/100 mL	200	283.2	86400	-	45,601.0
5439000	2/1/2016	52.3	52.3	0.1782	9.32	4258	36.0909%	Fecal		CFU/100 mL	200	283.2	86400	-	45,601.0
5439000	4/29/2016	52.3	52.3	0.1782	9.32	4258	36.0909%	Fecal		CFU/100 mL	200	283.2	86400	-	45,601.0
5439000	3/13/2017	52.3	52.3	0.1782	9.32	4258	36.0909%	Fecal		CFU/100 mL	200	283.2	86400	-	45,601.0
5439000	2/20/2019	52.3	52.3	0.1782	9.32	4258	36.0909%	Fecal		CFU/100 mL	200	283.2	86400	-	45,601.0
5439000	6/12/2020	52.3	52.3	0.1782	9.32	4258	36.0909%	Fecal		CFU/100 mL	200	283.2	86400	-	45,601.0
5439000	6/28/2020	52.3	52.3	0.1782	9.32	4258	36.0909%	Fecal		CFU/100 mL	200	283.2	86400	-	45,601.0
5439000	2/18/2020	52.2	52.2	0.1782	9.30	4268	36.1756%	Fecal		CFU/100 mL	200	283.2	86400	-	45,513.8
5439000	7/19/2020	52.2	52.2	0.1782	9.30	4268	36.1756%	Fecal		CFU/100 mL	200	283.2	86400	-	45,513.8
5439000	4/17/2012	52.1	52.1	0.1782	9.28	4270	36.1926%	Fecal		CFU/100 mL	200	283.2	86400	-	45,426.6
5439000	3/22/2015	52.1	52.1	0.1782	9.28	4270	36.1926%	Fecal		CFU/100 mL	200	283.2	86400	-	45,426.6
5439000	11/30/2018	52.1	52.1	0.1782	9.28	4270	36.1926%	Fecal		CFU/100 mL	200	283.2	86400	-	45,426.6
5439000	7/19/2021	52.1	52.1	0.1782	9.28	4270	36.1926%	Fecal		CFU/100 mL	200	283.2	86400	-	45,426.6
5439000	4/26/1990	52	52	0.1782	9.26	4274	36.2265%	Fecal		CFU/100 mL	200	283.2	86400	-	45,339.4
5439000	6/6/1990	52	52	0.1782	9.26	4274	36.2265%	Fecal		CFU/100 mL	200	283.2	86400	-	45,339.4
5439000	7/6/1990	52	52	0.1782	9.26	4274	36.2265%	Fecal		CFU/100 mL	200	283.2	86400	-	45,339.4
5439000	11/11/1990	52	52	0.1782	9.26	4274	36.2265%	Fecal		CFU/100 mL	200	283.2	86400	-	45,339.4
5439000	12/28/1990	52	52	0.1782	9.26	4274	36.2265%	Fecal		CFU/100 mL	200	283.2	86400	-	45,339.4
5439000	2/18/1991	52	52	0.1782	9.26	4274	36.2265%	Fecal		CFU/100 mL	200	283.2	86400	-	45,339.4
5439000	5/13/1991	52	52	0.1782	9.26	4274	36.2265%	Fecal		CFU/100 mL	200	283.2	86400	-	45,339.4
5439000	5/14/1991	52	52	0.1782	9.26	4274	36.2265%	Fecal		CFU/100 mL	200	283.2	86400	-	45,339.4
5439000	6/16/1991	52	52	0.1782	9.26	4274	36.2265%	Fecal		CFU/100 mL	200	283.2	86400	-	45,339.4
5439000	3/22/1992	52	52	0.1782	9.26	4274	36.2265%	Fecal		CFU/100 mL	200	283.2	86400	-	45,339.4
5439000	2/9/1993	52	52	0.1782	9.26	4274	36.2265%	Fecal		CFU/100 mL	200	283.2	86400	-	45,339.4
5439000	7/10/1993	52	52	0.1782	9.26	4274	36.2265%	Fecal		CFU/100 mL	200	283.2	86400	-	45,339.4
5439000	9/23/1993	52	52	0.1782	9.26	4274	36.2265%	Fecal		CFU/100 mL	200	283.2	86400	-	45,339.4
5439000	12/30/1993	52	52	0.1782	9.26	4274	36.2265%	Fecal		CFU/100 mL	200	283.2	86400	-	45,339.4
5439000	12/21/1994	52	52	0.1782	9.26	4274	36.2265%	Fecal		CFU/100 mL	200	283.2	86400	-	45,339.4
5439000	12/22/1994	52	52	0.1782	9.26	4274	36.2265%	Fecal		CFU/100 mL	200	283.2	86400	-	45,339.4
5439000	6/21/1995	52	52	0.1782	9.26	4274	36.2265%	Fecal		CFU/100 mL	200	283.2	86400	-	45,339.4
5439000	7/4/1996	52	52	0.1782	9.26	4274	36.2265%	Fecal		CFU/100 mL	200	283.2	86400	-	45,339.4
5439000	8/20/1996	52	52	0.1782	9.26	4274	36.2265%	Fecal		CFU/100 mL	200	283.2	86400	-	45,339.4
5439000	3/22/1997	52	52	0.1782	9.26	4274	36.2265%	Fecal		CFU/100 mL	200	283.2	86400	-	45,339.4
5439000	2/7/1998	52	52	0.1782	9.26	4274	36.2265%	Fecal		CFU/100 mL	200	283.2	86400	-	45,339.4
5439000	6/1/1998	52	52	0.1782	9.26	4274	36.2265%	Fecal		CFU/100 mL	200	283.2	86400	-	45,339.4
5439000	10/28/1998	52	52	0.1782	9.26	4274	36.2265%	Fecal		CFU/100 mL	200	283.2	86400	-	45,339.4
5439000	12/15/1998	52	52	0.1782	9.26	4274	36.2265%	Fecal		CFU/100 mL	200	283.2	86400	-	45,339.4
5439000	3/5/2000	52	52	0.1782	9.26	4274	36.2265%	Fecal		CFU/100 mL	200	283.2	86400	-	45,339.4
5439000	5/1/2000	52	52	0.1782	9.26	4274	36.2265%	Fecal		CFU/100 mL	200	283.2	86400	-	45,339.4
5439000	6/21/2001	52	52	0.1782	9.26	4274	36.2265%	Fecal		CFU/100 mL	200	283.2	86400	-	45,339.4
5439000	12/12/2007	52	52	0.1782	9.26	4274	36.2265%	Fecal		CFU/100 mL	200	283.2	86400	-	45,339.4
5439000	7/23/2015	52	52	0.1782	9.26	4274	36.2265%	Fecal		CFU/100 mL	200	283.2	86400	-	45,339.4
5439000	3/4/2002	51.9	51.9	0.1782	9.25	4303	36.4723%	Fecal		CFU/100 mL	200	283.2	86400	-	45,252.2
5439000	12/4/2009	51.9	51.9	0.1782	9.25	4303	36.4723%	Fecal		CFU/100 mL	200	283.2	86400	-	45,252.2
5439000	7/28/2010	51.9	51.9	0.1782	9.25	4303	36.4723%	Fecal		CFU/100 mL	200	283.2	86400	-	45,252.2
5439000	12/11/2011	51.8	51.8	0.1782	9.23	4306	36.4977%	Fecal		CFU/100 mL	200	283.2	86400	-	45,165.0
5439000	2/19/2020	51.8	51.8	0.1782	9.23	4306	36.4977%	Fecal		CFU/100 mL	200	283.2	86400	-	45,165.0
5439000	1/11/2007	51.7	51.7	0.1782	9.21	4308	36.5147%	Fecal		CFU/100 mL	200	283.2	86400	-	45,077.9
5439000	6/20/2008	51.7	51.7	0.1782	9.21	4308	36.5147%	Fecal		CFU/100 mL	200	283.2	86400	-	45,077.9
5439000	10/14/2008	51.7	51.7	0.1782	9.21	4308	36.5147%	Fecal		CFU/100 mL	200	283.2	86400	-	45,077.9
5439000	4/26/2010	51.7	51.7	0.1782	9.21	4308	36.5147%	Fecal		CFU/100 mL	200	283.2	86400	-	45,077.9
5439000	7/23/2016	51.7	51.7	0.1782	9.21	4308	36.5147%	Fecal		CFU/100 mL	200	283.2	86400	-	45,077.9
5439000	7/9/2019	51.7	51.7	0.1782	9.21	4308	36.5147%	Fecal		CFU/100 mL	200	283.2	86400	-	45,077.9
5439000	7/12/2020	51.7	51.7	0.1782	9.21	4308	36.5147%	Fecal		CFU/100 mL	200	283.2	86400	-	45,077.9
5439000	3/31/1994	51.6	51.6	0.1782	9.19	4317	36.5909%	Fecal		CFU/100 mL	200	283.2	86400	-	44,990.7
5439000	3/5/2005	51.6	51.6	0.1782	9.19	4317	36.5909%	Fecal		CFU/100 mL	200	283.2	86400	-	44,990.7
5439000	5/2/2008	51.6	51.6	0.1782	9.19	4317	36.5909%	Fecal		CFU/100 mL	200	283.2	86400	-	44,990.7
5439000	7/12/2013	51.6	51.6	0.1782	9.19	4317	36.5909%	Fecal		CFU/100 mL	200	283.2	86400	-	44,990.7
5439000	5/22/2014	51.6	51.6	0.1782	9.19	4317	36.5909%	Fecal		CFU/100 mL	200	283.2	86400	-	44,990.7
5439000	7/9/2021	51.6	51.6	0.1782	9.19	4317	36.5909%	Fecal		CFU/100 mL	200	283.2	86400	-	44,990.7
5439000	4/24/2010	51.5	51.5	0.1782	9.18	4323	36.6418%	Fecal		CFU/100 mL	200	283.2	86400	-	44,903.5
5439000	3/25/2013	51.5	51.5	0.1782	9.18	4323	36.6418%	Fecal		CFU/100 mL	200	283.2	86400	-	44,903.5
5439000	3/12/2017	51.5	51.5	0.1782	9.18	4323	36.6418%	Fecal		CFU/100 mL	200	283.2	86400	-	44,903.5
5439000	10/11/2017	51.5	51.5	0.1782	9.18	4323	36.6418%	Fecal		CFU/100 mL	200	283.2	86400	-	44,903.5
5439000	7/10/2021	51.5	51.5	0.1782	9.18	4323	36.6418%	Fecal		CFU/100 mL	200	283.2	86400	-	44,903.5
5439000	6/12/2016	51.4	51.4	0.1782	9.16	4328	36.6842%	Fecal		CFU/100 mL	200	283.2	86400	-	44,816.3
5439000	4/23/2007	51.3	51.3	0.1782	9.14	4329	36.6927%	Fecal		CFU/100 mL	200	283.2	86400	-	44,729.1
5439000	1/12/2010	51.3	51.3	0.1782	9.14	4329	36.6927%	Fecal		CFU/100 mL	200	283.2	86400	-	44,729.1
5439000	2/21/2016	51.3	51.3	0.1782	9.14	4329	36.6927%	Fecal		CFU/100 mL	200	283.2	86400	-	44,729.1
5439000	5/10/2004	51.2	51.2	0.1782	9.12	4332	36.7181%	Fecal		CFU/100 mL	200	283.2	86400	-	44,641.9
5439000	2/27/2005	51.2	51.2	0.1782	9.12	4332	36.7181%	Fecal		CFU/100 mL	200	283.2	86400	-	44,641.9
5439000	1/18/2019	51.2	51.2	0.1782	9.12	4332	36.7181%	Fecal		CFU/100 mL	200	283.2	86400	-	44,641.9
5439000	4/30/2003	51.1	51.1	0.1782	9.10	4335	36.7435%	Fecal		CFU/100 mL	200	283.2	86400	-	44,554.7
5439000	3/21/2012	51.1	51.1	0.1782	9.10	4335	36.7435%	Fecal		CFU/100 mL	200	283.2	86400	-	44,554.7
5439000	4/22/2016	51.1	51.1	0.1782	9.10	4335	36.7435%	Fecal		CFU/100 mL	200	283.2	86400	-	44,554.7
5439000	2/19/1990	51	51	0.1782	9.09	4338	36.7689%	Fecal		CFU/100 mL	200	283.2	86400	-	44,467.5
5439000	4/27/1990	51	51	0.1782	9.09	4338	36.7689%	Fecal		CFU/100 mL	200	283.2	86400	-	44,467.5
5439000	11/19/1991	51	51	0.1782	9.09	4338	36.7689%	Fecal		CFU/100 mL	200	283.2	86400	-	44,467.5
5439000	3/31/1992	51	51	0.1782	9.09	4338	36.7689%	Fecal		CFU/100 mL	200	283.2	86400	-	44,467.5
5439000	1/18/1993	51	51	0.1782	9.09	4338	36.7689%	Fecal		CFU/100 mL	200	283.2	86400	-	44,467.5
5439000	3/2/1993	51	51	0.1782	9.09	4338	36.7689%	Fecal		CFU/100 mL	200	283.2	86400	-	44,467.5
5439000	12/9/1994	51	51	0.1782	9.09	4338	36.7689%	Fecal		CFU/100 mL	200	283.2	86400	-	44,467.5
5439000	12/10/1994	51	51	0.1782	9.09	4338	36.7689%	Fecal		CFU/100 mL	200	283.2	86400	-	44,467.5
5439000	12/17/1994	51	51	0.1782	9.09	4338	36.7689%	Fecal		CFU/100 mL	200	283.2	86400	-	44,467.5
5439000	6/29/1995	51	51	0.1782	9.09	4338	36.7689%	Fecal		CFU/100 mL	200	283.2	86400	-	44,467.5
5439000	3/24/1997	51	51	0.1782	9.09	4338	36.7689%	Fecal		CFU/100 mL	200	283.2	86400	-	44,467.5
5439000	4/7/1997	51	51	0.1782	9.09	4338	36.7689%	Fecal		CFU/100 mL	200	283.2	86400	-	44,467.5
5439000	1/16/1998	51	51	0.1782	9.09	4338	36.7689%	Fecal		CFU/100 mL	200	283.2	86400	-	44,467.5
5439000	6/26/1998	51	51	0.1782	9.09	4338	36.7689%	Fecal		CFU/100 mL	200	283.2	86400	-	44,467.5
5439000	10/29/1998	51	51	0.1782	9.09	4338	36.7689%	Fecal		CFU/100 mL	200	283.2	86400	-	44,467.5
5439000	11/17/1998	51	51	0.1782	9.09	4338	36.7689%	Fecal		CFU/100 mL	200	283.2	86400	-	44,467.5
5439000	2/24/1999	51	51	0.1782	9.09	4338	36.7689%	Fecal		CFU/100 mL	200	283.2	86400	-	44,467.5
5439000	6/29/1999	51	51	0.1782	9.09	4338	36.7689%	Fecal		CFU/100 mL	200	283.2	86400	-	44,467.5
5439000	4/30/2000	51	51	0.1782	9.09	4338	36.7689%	Fecal		CFU/100 mL	200	283.2	86400	-	44,467.5
5439000	5/19/2000	51	51	0.1782	9.09	4338	36.7689%	Fecal		CFU/100 mL	200	283.2	86400	-	44,467.5
5439000	8/1/2000	51	51	0.1782	9.09	4338	36.7689%	Fecal		CFU/100 mL	200	283.2	86400	-	44,467.5
5439000	2/8/2001	51	51	0.1782	9.09	4338	36.7689%	Fecal		CFU/100 mL	200	283.2	86400	-	44,467.5
5439000	3/23/2002	51	51	0.1782	9.09	4338	36.7689%	Fecal		CFU/100 mL	200	283.2	86400	-	44,467.5
5439000	2/12/2005	51	51	0.1782	9.09	4338	36.7689%	Fecal		CFU/100 mL	200	283.2	86400	-	44,467.5
5439000	2/26/2005	51	51	0.1782	9.09	4338	36.7689%	Fecal		CFU/100 mL	200	283.2	86400	-	44,467.5
5439000	2/22/2009	51	51	0.1782	9.09	4338	36.7689%	Fecal		CFU/100 mL	200	283.2	86400	-	44,467.5
5439000	10/23/2017	51	51	0.1782	9.09	4338	36.7689%	Fecal		CFU/100 mL	200	283.2	86400	-	44,467.5
5439000	4/2/2002	50.9	50.9	0.1782	9.07	4365	36.9978%	Fecal		CFU/100 mL	200	283.2	86400	-	44,380.3
5439000	12/8/2004	50.9	50.9	0.1782	9.07	4365	36.9978%	Fecal		CFU/100 mL	200	283.2	86400	-	44,380.3
5439000	4/19/2021	50.9	50.9	0.1782	9.07	4365	36.9978%	Fecal		CFU/100 mL	200	283.2	86400	-	44,380.3
5439000	6/14/2021	50.9	50.9	0.1782	9.07	4365	36.9978%	Fecal		CFU/100 mL	200	283.2	86400	-	44,380.3
5439000	1/16/2007	50.8	50.8	0.1782	9.05	4369	37.0317%	Fecal		CFU/100 mL	200	283.2	86400	-	44,293.1
5439000	11/15/2009	50.8	50.8	0.1782	9.05	4369	37.0317%	Fecal		CFU/100 mL	200	283.2	86400	-	44,293.1
5439000	4/3/2011	50.8	50.8	0.1782	9.05	4369	37.0317%	Fecal		CFU/100 mL	200	283.2	86400	-	44,293.1
5439000	11/4/2017	50.8	50.8	0.1782	9.05	4369	37.0317%	Fecal		CFU/100 mL	200	283.2	86400	-	44,293.1

Gage ID	Date	Discharge (CFS)	Gage Discharge (less Surrogate NPDES) (CFS)	Watershed Area Ratio	Calculated flow (CFS)	Rank	Flow Exceedance %	Parameter	Results	Units (mg or micro_gram	Limit/Standard	100mL/CF	sec/day	Actual Load (million colonies/day)	Allowable Load (million colonies/day)
5439000	5/11/2018	50.8	50.8	0.1782	9.05	4369	37.0317%	Fecal		CFU/100 mL	200	283.2	86400	-	44,293.1
5439000	4/24/2020	50.8	50.8	0.1782	9.05	4369	37.0317%	Fecal		CFU/100 mL	200	283.2	86400	-	44,293.1
5439000	5/1/2004	50.7	50.7	0.1782	9.03	4375	37.0826%	Fecal		CFU/100 mL	200	283.2	86400	-	44,205.9
5439000	3/6/2005	50.7	50.7	0.1782	9.03	4375	37.0826%	Fecal		CFU/100 mL	200	283.2	86400	-	44,205.9
5439000	8/9/2010	50.7	50.7	0.1782	9.03	4375	37.0826%	Fecal		CFU/100 mL	200	283.2	86400	-	44,205.9
5439000	3/8/2019	50.7	50.7	0.1782	9.03	4375	37.0826%	Fecal		CFU/100 mL	200	283.2	86400	-	44,205.9
5439000	6/13/2020	50.7	50.7	0.1782	9.03	4375	37.0826%	Fecal		CFU/100 mL	200	283.2	86400	-	44,205.9
5439000	7/13/2021	50.7	50.7	0.1782	9.03	4375	37.0826%	Fecal		CFU/100 mL	200	283.2	86400	-	44,205.9
5439000	10/12/2018	50.6	50.6	0.1782	9.02	4381	37.1334%	Fecal		CFU/100 mL	200	283.2	86400	-	44,118.7
5439000	6/26/2004	50.5	50.5	0.1782	9.00	4382	37.1419%	Fecal		CFU/100 mL	200	283.2	86400	-	44,031.6
5439000	4/10/2014	50.5	50.5	0.1782	9.00	4382	37.1419%	Fecal		CFU/100 mL	200	283.2	86400	-	44,031.6
5439000	3/25/2017	50.5	50.5	0.1782	9.00	4382	37.1419%	Fecal		CFU/100 mL	200	283.2	86400	-	44,031.6
5439000	3/3/2010	50.4	50.4	0.1782	8.98	4385	37.1673%	Fecal		CFU/100 mL	200	283.2	86400	-	43,944.4
5439000	6/3/2018	50.4	50.4	0.1782	8.98	4385	37.1673%	Fecal		CFU/100 mL	200	283.2	86400	-	43,944.4
5439000	1/19/2012	50.3	50.3	0.1782	8.96	4387	37.1843%	Fecal		CFU/100 mL	200	283.2	86400	-	43,857.2
5439000	3/23/2015	50.3	50.3	0.1782	8.96	4387	37.1843%	Fecal		CFU/100 mL	200	283.2	86400	-	43,857.2
5439000	2/29/2020	50.3	50.3	0.1782	8.96	4387	37.1843%	Fecal		CFU/100 mL	200	283.2	86400	-	43,857.2
5439000	4/7/2021	50.3	50.3	0.1782	8.96	4387	37.1843%	Fecal		CFU/100 mL	200	283.2	86400	-	43,857.2
5439000	11/5/2008	50.2	50.2	0.1782	8.94	4391	37.2182%	Fecal		CFU/100 mL	200	283.2	86400	-	43,770.0
5439000	7/20/2014	50.2	50.2	0.1782	8.94	4391	37.2182%	Fecal		CFU/100 mL	200	283.2	86400	-	43,770.0
5439000	2/9/2016	50.2	50.2	0.1782	8.94	4391	37.2182%	Fecal		CFU/100 mL	200	283.2	86400	-	43,770.0
5439000	3/26/2017	50.2	50.2	0.1782	8.94	4391	37.2182%	Fecal		CFU/100 mL	200	283.2	86400	-	43,770.0
5439000	5/12/2018	50.2	50.2	0.1782	8.94	4391	37.2182%	Fecal		CFU/100 mL	200	283.2	86400	-	43,770.0
5439000	3/1/2002	50.1	50.1	0.1782	8.93	4396	37.2606%	Fecal		CFU/100 mL	200	283.2	86400	-	43,682.8
5439000	3/14/2004	50.1	50.1	0.1782	8.93	4396	37.2606%	Fecal		CFU/100 mL	200	283.2	86400	-	43,682.8
5439000	10/16/2008	50.1	50.1	0.1782	8.93	4396	37.2606%	Fecal		CFU/100 mL	200	283.2	86400	-	43,682.8
5439000	3/8/2020	50.1	50.1	0.1782	8.93	4396	37.2606%	Fecal		CFU/100 mL	200	283.2	86400	-	43,682.8
5439000	6/7/1990	50	50	0.1782	8.91	4400	37.2945%	Fecal		CFU/100 mL	200	283.2	86400	-	43,595.6
5439000	12/26/1990	50	50	0.1782	8.91	4400	37.2945%	Fecal		CFU/100 mL	200	283.2	86400	-	43,595.6
5439000	2/17/1991	50	50	0.1782	8.91	4400	37.2945%	Fecal		CFU/100 mL	200	283.2	86400	-	43,595.6
5439000	5/2/1991	50	50	0.1782	8.91	4400	37.2945%	Fecal		CFU/100 mL	200	283.2	86400	-	43,595.6
5439000	12/22/1991	50	50	0.1782	8.91	4400	37.2945%	Fecal		CFU/100 mL	200	283.2	86400	-	43,595.6
5439000	1/21/1992	50	50	0.1782	8.91	4400	37.2945%	Fecal		CFU/100 mL	200	283.2	86400	-	43,595.6
5439000	5/2/1992	50	50	0.1782	8.91	4400	37.2945%	Fecal		CFU/100 mL	200	283.2	86400	-	43,595.6
5439000	12/13/1992	50	50	0.1782	8.91	4400	37.2945%	Fecal		CFU/100 mL	200	283.2	86400	-	43,595.6
5439000	3/20/1993	50	50	0.1782	8.91	4400	37.2945%	Fecal		CFU/100 mL	200	283.2	86400	-	43,595.6
5439000	8/3/1993	50	50	0.1782	8.91	4400	37.2945%	Fecal		CFU/100 mL	200	283.2	86400	-	43,595.6
5439000	9/4/1993	50	50	0.1782	8.91	4400	37.2945%	Fecal		CFU/100 mL	200	283.2	86400	-	43,595.6
5439000	10/7/1993	50	50	0.1782	8.91	4400	37.2945%	Fecal		CFU/100 mL	200	283.2	86400	-	43,595.6
5439000	10/14/1993	50	50	0.1782	8.91	4400	37.2945%	Fecal		CFU/100 mL	200	283.2	86400	-	43,595.6
5439000	11/25/1994	50	50	0.1782	8.91	4400	37.2945%	Fecal		CFU/100 mL	200	283.2	86400	-	43,595.6
5439000	12/6/1994	50	50	0.1782	8.91	4400	37.2945%	Fecal		CFU/100 mL	200	283.2	86400	-	43,595.6
5439000	1/10/1995	50	50	0.1782	8.91	4400	37.2945%	Fecal		CFU/100 mL	200	283.2	86400	-	43,595.6
5439000	1/11/1995	50	50	0.1782	8.91	4400	37.2945%	Fecal		CFU/100 mL	200	283.2	86400	-	43,595.6
5439000	2/1/1995	50	50	0.1782	8.91	4400	37.2945%	Fecal		CFU/100 mL	200	283.2	86400	-	43,595.6
5439000	2/6/1995	50	50	0.1782	8.91	4400	37.2945%	Fecal		CFU/100 mL	200	283.2	86400	-	43,595.6
5439000	11/23/1995	50	50	0.1782	8.91	4400	37.2945%	Fecal		CFU/100 mL	200	283.2	86400	-	43,595.6
5439000	1/4/1997	50	50	0.1782	8.91	4400	37.2945%	Fecal		CFU/100 mL	200	283.2	86400	-	43,595.6
5439000	1/7/1997	50	50	0.1782	8.91	4400	37.2945%	Fecal		CFU/100 mL	200	283.2	86400	-	43,595.6
5439000	3/23/1997	50	50	0.1782	8.91	4400	37.2945%	Fecal		CFU/100 mL	200	283.2	86400	-	43,595.6
5439000	4/1/1997	50	50	0.1782	8.91	4400	37.2945%	Fecal		CFU/100 mL	200	283.2	86400	-	43,595.6
5439000	5/31/1997	50	50	0.1782	8.91	4400	37.2945%	Fecal		CFU/100 mL	200	283.2	86400	-	43,595.6
5439000	12/16/1998	50	50	0.1782	8.91	4400	37.2945%	Fecal		CFU/100 mL	200	283.2	86400	-	43,595.6
5439000	2/25/1999	50	50	0.1782	8.91	4400	37.2945%	Fecal		CFU/100 mL	200	283.2	86400	-	43,595.6
5439000	3/8/1999	50	50	0.1782	8.91	4400	37.2945%	Fecal		CFU/100 mL	200	283.2	86400	-	43,595.6
5439000	4/27/2001	50	50	0.1782	8.91	4400	37.2945%	Fecal		CFU/100 mL	200	283.2	86400	-	43,595.6
5439000	1/18/2007	50	50	0.1782	8.91	4400	37.2945%	Fecal		CFU/100 mL	200	283.2	86400	-	43,595.6
5439000	1/20/2008	50	50	0.1782	8.91	4400	37.2945%	Fecal		CFU/100 mL	200	283.2	86400	-	43,595.6
5439000	1/19/2009	50	50	0.1782	8.91	4400	37.2945%	Fecal		CFU/100 mL	200	283.2	86400	-	43,595.6
5439000	1/20/2012	50	50	0.1782	8.91	4400	37.2945%	Fecal		CFU/100 mL	200	283.2	86400	-	43,595.6
5439000	2/11/2012	50	50	0.1782	8.91	4400	37.2945%	Fecal		CFU/100 mL	200	283.2	86400	-	43,595.6
5439000	2/12/2012	50	50	0.1782	8.91	4400	37.2945%	Fecal		CFU/100 mL	200	283.2	86400	-	43,595.6
5439000	5/18/2012	50	50	0.1782	8.91	4400	37.2945%	Fecal		CFU/100 mL	200	283.2	86400	-	43,595.6
5439000	6/7/2013	50	50	0.1782	8.91	4400	37.2945%	Fecal		CFU/100 mL	200	283.2	86400	-	43,595.6
5439000	8/30/2013	50	50	0.1782	8.91	4400	37.2945%	Fecal		CFU/100 mL	200	283.2	86400	-	43,595.6
5439000	6/17/2014	50	50	0.1782	8.91	4400	37.2945%	Fecal		CFU/100 mL	200	283.2	86400	-	43,595.6
5439000	11/5/2016	50	50	0.1782	8.91	4400	37.2945%	Fecal		CFU/100 mL	200	283.2	86400	-	43,595.6
5439000	3/14/2017	50	50	0.1782	8.91	4400	37.2945%	Fecal		CFU/100 mL	200	283.2	86400	-	43,595.6
5439000	3/23/2012	49.9	49.9	0.1782	8.89	4441	37.6420%	Fecal		CFU/100 mL	200	283.2	86400	-	43,508.4
5439000	3/24/2012	49.9	49.9	0.1782	8.89	4441	37.6420%	Fecal		CFU/100 mL	200	283.2	86400	-	43,508.4
5439000	10/14/2017	49.9	49.9	0.1782	8.89	4441	37.6420%	Fecal		CFU/100 mL	200	283.2	86400	-	43,508.4
5439000	11/1/2017	49.9	49.9	0.1782	8.89	4441	37.6420%	Fecal		CFU/100 mL	200	283.2	86400	-	43,508.4
5439000	12/13/2020	49.9	49.9	0.1782	8.89	4441	37.6420%	Fecal		CFU/100 mL	200	283.2	86400	-	43,508.4
5439000	5/30/2021	49.9	49.9	0.1782	8.89	4441	37.6420%	Fecal		CFU/100 mL	200	283.2	86400	-	43,508.4
5439000	1/11/2013	49.8	49.8	0.1782	8.87	4447	37.6928%	Fecal		CFU/100 mL	200	283.2	86400	-	43,421.2
5439000	9/11/2014	49.8	49.8	0.1782	8.87	4447	37.6928%	Fecal		CFU/100 mL	200	283.2	86400	-	43,421.2
5439000	9/14/2007	49.7	49.7	0.1782	8.86	4449	37.7098%	Fecal		CFU/100 mL	200	283.2	86400	-	43,334.0
5439000	3/22/2012	49.7	49.7	0.1782	8.86	4449	37.7098%	Fecal		CFU/100 mL	200	283.2	86400	-	43,334.0
5439000	12/15/2019	49.7	49.7	0.1782	8.86	4449	37.7098%	Fecal		CFU/100 mL	200	283.2	86400	-	43,334.0
5439000	6/26/2020	49.7	49.7	0.1782	8.86	4449	37.7098%	Fecal		CFU/100 mL	200	283.2	86400	-	43,334.0
5439000	1/12/2007	49.6	49.6	0.1782	8.84	4453	37.7437%	Fecal		CFU/100 mL	200	283.2	86400	-	43,246.8
5439000	6/14/2016	49.6	49.6	0.1782	8.84	4453	37.7437%	Fecal		CFU/100 mL	200	283.2	86400	-	43,246.8
5439000	3/17/2018	49.6	49.6	0.1782	8.84	4453	37.7437%	Fecal		CFU/100 mL	200	283.2	86400	-	43,246.8
5439000	11/25/2001	49.5	49.5	0.1782	8.82	4456	37.7691%	Fecal		CFU/100 mL	200	283.2	86400	-	43,159.6
5439000	2/6/2009	49.5	49.5	0.1782	8.82	4456	37.7691%	Fecal		CFU/100 mL	200	283.2	86400	-	43,159.6
5439000	11/2/2017	49.5	49.5	0.1782	8.82	4456	37.7691%	Fecal		CFU/100 mL	200	283.2	86400	-	43,159.6
5439000	2/21/2019	49.5	49.5	0.1782	8.82	4456	37.7691%	Fecal		CFU/100 mL	200	283.2	86400	-	43,159.6
5439000	5/17/2021	49.5	49.5	0.1782	8.82	4456	37.7691%	Fecal		CFU/100 mL	200	283.2	86400	-	43,159.6
5439000	6/24/2002	49.4	49.4	0.1782	8.80	4461	37.8115%	Fecal		CFU/100 mL	200	283.2	86400	-	43,072.5
5439000	5/30/2007	49.4	49.4	0.1782	8.80	4461	37.8115%	Fecal		CFU/100 mL	200	283.2	86400	-	43,072.5
5439000	12/12/2011	49.4	49.4	0.1782	8.80	4461	37.8115%	Fecal		CFU/100 mL	200	283.2	86400	-	43,072.5
5439000	3/7/2020	49.4	49.4	0.1782	8.80	4461	37.8115%	Fecal		CFU/100 mL	200	283.2	86400	-	43,072.5
5439000	4/1/1994	49.3	49.3	0.1782	8.78	4465	37.8454%	Fecal		CFU/100 mL	200	283.2	86400	-	42,985.3
5439000	4/20/2006	49.3	49.3	0.1782	8.78	4465	37.8454%	Fecal		CFU/100 mL	200	283.2	86400	-	42,985.3
5439000	2/11/2017	49.3	49.3	0.1782	8.78	4465	37.8454%	Fecal		CFU/100 mL	200	283.2	86400	-	42,985.3
5439000	6/10/2017	49.3	49.3	0.1782	8.78	4465	37.8454%	Fecal		CFU/100 mL	200	283.2	86400	-	42,985.3
5439000	1/27/2020	49.3	49.3	0.1782	8.78	4465	37.8454%	Fecal		CFU/100 mL	200	283.2	86400	-	42,985.3
5439000	5/21/2006	49.2	49.2	0.1782	8.77	4470	37.8878%	Fecal		CFU/100 mL	200	283.2	86400	-	42,898.1
5439000	12/17/2009	49.2	49.2	0.1782	8.77	4470	37.8878%	Fecal		CFU/100 mL	200	283.2	86400	-	42,898.1
5439000	4/22/2010	49.2	49.2	0.1782	8.77	4470	37.8878%	Fecal		CFU/100 mL	200	283.2	86400	-	42,898.1
5439000	11/6/2013	49.2	49.2	0.1782	8.77	4470	37.8878%	Fecal		CFU/100 mL	200	283.2	86400	-	42,898.1
5439000	2/24/2017	49.2	49.2	0.1782	8.77	4470	37.8878%	Fecal		CFU/100 mL	200	283.2	86400	-	42,898.1
5439000	6/12/2010	49.1	49.1	0.1782	8.75	4475	37.9302%	Fecal		CFU/100 mL	200	283.2	86400	-	42,810.9
5439000	4/20/2014	49.1	49.1	0.1782	8.75	4475	37.9302%	Fecal		CFU/100 mL	200	283.2	86400	-	42,810.9
5439000	10/3/2014	49.1	49.1	0.1782	8.75	4475	37.9302%	Fecal		CFU/100 mL	200	283.2	86400	-	42,810.9
5439000	6/29/2016	49.1	49.1	0.1782	8.75	4475	37.9302%	Fecal		CFU/100 mL	200	283.2	86400	-	42,810.9
5439000	11/25/2020	49.1	49.1	0.1782	8.75	4475	37.9302%	Fecal		CFU/100 mL	200	283.2	86400	-	42,810.9
5439000	4/6/1990	49	49	0.1782	8.73	4480	37.9725%	Fecal		CFU/100 mL	200	283.2	86400	-	42,723.7
5439000	7/19/1990	49	49	0.1782	8.73	4480	37.9725%	Fecal		CFU/100 mL	200	283.2	86400	-	42,723.7
5439000	1/26/1992	49	49	0.1782	8.73	4480	37.9725%	Fecal		CFU/100 mL	200	283.2	86400	-	42,723.7
5439000	4/3/1992	49	49	0.1782	8.73	4480	37.9725%	Fecal		CFU/100 mL	200	283.2	86400	-	42,723.7
5439000	7/17/1992	49	49	0.1782	8.73	4480	37.9725%	Fecal		CFU/100 mL	200	283.2	86400	-	42,723.7
5439000	9/12/1992	49	49	0.1782	8.73	4480	37.9725%	Fecal		CFU/100 mL	200	283.2	86400	-	42,723.7
5439000	6/6/1993	49	49	0.1782	8.73	4480	37.9725%	Fecal		CFU/100 mL	200	283.2	86400	-	42,723.7
5439000	8/16/1993	49	49	0.1782	8.73	4480	37.9725%	Fecal		CFU/100 mL	200	283.2	86400	-	42,723.7
5439000	10/31/1994	49	49	0.1782	8.73	4480	37.9725%	Fecal		CFU/100 mL	200	283.2	86400	-	42,723.7
5439000	12/11/1994	49	49	0.1782	8.73	4480	37.9725%	Fecal		CFU/100 mL	200	283.2	86400	-	42,723.7
5439000	2/23/1995	49	49	0.1782	8.73	4480	37.9725%	Fecal		CFU/100 mL	200	283.2	86400	-	42,723.7
5439000	4/22/1997	49	49	0.1782	8.73	4480	37.9725%	Fecal		CFU/100 mL	200	283.2	86400	-	42,723.7
5439000	2/3/1998	49	49	0.1782	8.73	4480	37.9725%	Fecal		CFU/100 mL	200	283.2	86400	-	42,723.7
5439000	2/6/1998	49	49	0.1782	8.73	4480	37.9725%	Fecal		CFU/100 mL	200	283.2	86400	-	42,723.7
5439000	3/6/1999	49	49	0.1782	8.73	4480	37.9725%	Fecal		CFU/100 mL	200	283.2	86400	-	42,723.7
5439000	3/29/1999	49	49	0.1782	8.73	4480	37.9725%	Fecal		CFU/100 mL	200	283.2	86400	-	42,723.7
5439000	4/15/1999	49	49	0.1782	8.73	4480	37.9725%	Fecal		CFU/100 mL	200	283.2	86400	-	42,723.7
5439000	7/1/1999	49	49	0.1782	8.73	4480	37.9725%	Fecal		CFU/100 mL	200	283.2	86400	-	42,723.7

Gage ID	Date	Discharge (CFS)	Gage Discharge (less Surrogate NPDES) (CFS)	Watershed Area Ratio	Calculated flow (CFS)	Rank	Flow Exceedance %	Parameter	Results	Units (mg or micro_gram	Limit/Standard	100mL/CF	sec/day	Actual Load (million colonies/day)	Allowable Load (million colonies/day)
5439000	6/17/2001	49	49	0.1782	8.73	4480	37.9725%	Fecal		CFU/100 mL	200	283.2	86400	-	42,723.7
5439000	6/18/2001	49	49	0.1782	8.73	4480	37.9725%	Fecal		CFU/100 mL	200	283.2	86400	-	42,723.7
5439000	3/24/2002	49	49	0.1782	8.73	4480	37.9725%	Fecal		CFU/100 mL	200	283.2	86400	-	42,723.7
5439000	12/30/2007	49	49	0.1782	8.73	4480	37.9725%	Fecal		CFU/100 mL	200	283.2	86400	-	42,723.7
5439000	7/2/2009	49	49	0.1782	8.73	4480	37.9725%	Fecal		CFU/100 mL	200	283.2	86400	-	42,723.7
5439000	1/28/2012	49	49	0.1782	8.73	4480	37.9725%	Fecal		CFU/100 mL	200	283.2	86400	-	42,723.7
5439000	3/28/2015	49	49	0.1782	8.73	4480	37.9725%	Fecal		CFU/100 mL	200	283.2	86400	-	42,723.7
5439000	7/9/2018	49	49	0.1782	8.73	4480	37.9725%	Fecal		CFU/100 mL	200	283.2	86400	-	42,723.7
5439000	5/22/2008	48.9	48.9	0.1782	8.71	4506	38.1929%	Fecal		CFU/100 mL	200	283.2	86400	-	42,636.5
5439000	4/3/2015	48.9	48.9	0.1782	8.71	4506	38.1929%	Fecal		CFU/100 mL	200	283.2	86400	-	42,636.5
5439000	6/11/2017	48.9	48.9	0.1782	8.71	4506	38.1929%	Fecal		CFU/100 mL	200	283.2	86400	-	42,636.5
5439000	7/9/2016	48.8	48.8	0.1782	8.69	4509	38.2183%	Fecal		CFU/100 mL	200	283.2	86400	-	42,549.3
5439000	11/28/2017	48.8	48.8	0.1782	8.69	4509	38.2183%	Fecal		CFU/100 mL	200	283.2	86400	-	42,549.3
5439000	8/26/2009	48.7	48.7	0.1782	8.68	4511	38.2353%	Fecal		CFU/100 mL	200	283.2	86400	-	42,462.1
5439000	8/24/2011	48.7	48.7	0.1782	8.68	4511	38.2353%	Fecal		CFU/100 mL	200	283.2	86400	-	42,462.1
5439000	3/28/2013	48.7	48.7	0.1782	8.68	4511	38.2353%	Fecal		CFU/100 mL	200	283.2	86400	-	42,462.1
5439000	8/31/2013	48.7	48.7	0.1782	8.68	4511	38.2353%	Fecal		CFU/100 mL	200	283.2	86400	-	42,462.1
5439000	4/29/2014	48.7	48.7	0.1782	8.68	4511	38.2353%	Fecal		CFU/100 mL	200	283.2	86400	-	42,462.1
5439000	6/13/2016	48.7	48.7	0.1782	8.68	4511	38.2353%	Fecal		CFU/100 mL	200	283.2	86400	-	42,462.1
5439000	12/7/2016	48.7	48.7	0.1782	8.68	4511	38.2353%	Fecal		CFU/100 mL	200	283.2	86400	-	42,462.1
5439000	5/19/2021	48.7	48.7	0.1782	8.68	4511	38.2353%	Fecal		CFU/100 mL	200	283.2	86400	-	42,462.1
5439000	2/27/2004	48.6	48.6	0.1782	8.66	4519	38.3031%	Fecal		CFU/100 mL	200	283.2	86400	-	42,374.9
5439000	2/25/2009	48.6	48.6	0.1782	8.66	4519	38.3031%	Fecal		CFU/100 mL	200	283.2	86400	-	42,374.9
5439000	1/27/2012	48.6	48.6	0.1782	8.66	4519	38.3031%	Fecal		CFU/100 mL	200	283.2	86400	-	42,374.9
5439000	6/12/2017	48.6	48.6	0.1782	8.66	4519	38.3031%	Fecal		CFU/100 mL	200	283.2	86400	-	42,374.9
5439000	4/30/2008	48.5	48.5	0.1782	8.64	4523	38.3370%	Fecal		CFU/100 mL	200	283.2	86400	-	42,287.7
5439000	7/10/2017	48.5	48.5	0.1782	8.64	4523	38.3370%	Fecal		CFU/100 mL	200	283.2	86400	-	42,287.7
5439000	1/19/2018	48.5	48.5	0.1782	8.64	4523	38.3370%	Fecal		CFU/100 mL	200	283.2	86400	-	42,287.7
5439000	7/25/2019	48.5	48.5	0.1782	8.64	4523	38.3370%	Fecal		CFU/100 mL	200	283.2	86400	-	42,287.7
5439000	6/14/2020	48.5	48.5	0.1782	8.64	4523	38.3370%	Fecal		CFU/100 mL	200	283.2	86400	-	42,287.7
5439000	9/28/2011	48.4	48.4	0.1782	8.62	4528	38.3794%	Fecal		CFU/100 mL	200	283.2	86400	-	42,200.5
5439000	1/31/2016	48.4	48.4	0.1782	8.62	4528	38.3794%	Fecal		CFU/100 mL	200	283.2	86400	-	42,200.5
5439000	6/21/2017	48.4	48.4	0.1782	8.62	4528	38.3794%	Fecal		CFU/100 mL	200	283.2	86400	-	42,200.5
5439000	5/1/2008	48.3	48.3	0.1782	8.61	4531	38.4048%	Fecal		CFU/100 mL	200	283.2	86400	-	42,113.3
5439000	11/30/2011	48.3	48.3	0.1782	8.61	4531	38.4048%	Fecal		CFU/100 mL	200	283.2	86400	-	42,113.3
5439000	11/26/2017	48.3	48.3	0.1782	8.61	4531	38.4048%	Fecal		CFU/100 mL	200	283.2	86400	-	42,113.3
5439000	11/27/2018	48.3	48.3	0.1782	8.61	4531	38.4048%	Fecal		CFU/100 mL	200	283.2	86400	-	42,113.3
5439000	7/10/2019	48.3	48.3	0.1782	8.61	4531	38.4048%	Fecal		CFU/100 mL	200	283.2	86400	-	42,113.3
5439000	4/9/2004	48.2	48.2	0.1782	8.59	4536	38.4472%	Fecal		CFU/100 mL	200	283.2	86400	-	42,026.2
5439000	1/10/2007	48.2	48.2	0.1782	8.59	4536	38.4472%	Fecal		CFU/100 mL	200	283.2	86400	-	42,026.2
5439000	10/6/2008	48.2	48.2	0.1782	8.59	4536	38.4472%	Fecal		CFU/100 mL	200	283.2	86400	-	42,026.2
5439000	6/2/2010	48.2	48.2	0.1782	8.59	4536	38.4472%	Fecal		CFU/100 mL	200	283.2	86400	-	42,026.2
5439000	12/17/2018	48.2	48.2	0.1782	8.59	4536	38.4472%	Fecal		CFU/100 mL	200	283.2	86400	-	42,026.2
5439000	6/29/2011	48.1	48.1	0.1782	8.57	4541	38.4896%	Fecal		CFU/100 mL	200	283.2	86400	-	41,939.0
5439000	6/13/2017	48.1	48.1	0.1782	8.57	4541	38.4896%	Fecal		CFU/100 mL	200	283.2	86400	-	41,939.0
5439000	11/8/2017	48.1	48.1	0.1782	8.57	4541	38.4896%	Fecal		CFU/100 mL	200	283.2	86400	-	41,939.0
5439000	3/27/2018	48.1	48.1	0.1782	8.57	4541	38.4896%	Fecal		CFU/100 mL	200	283.2	86400	-	41,939.0
5439000	1/28/1990	48	48	0.1782	8.55	4545	38.5235%	Fecal		CFU/100 mL	200	283.2	86400	-	41,851.8
5439000	4/9/1990	48	48	0.1782	8.55	4545	38.5235%	Fecal		CFU/100 mL	200	283.2	86400	-	41,851.8
5439000	7/24/1990	48	48	0.1782	8.55	4545	38.5235%	Fecal		CFU/100 mL	200	283.2	86400	-	41,851.8
5439000	2/16/1991	48	48	0.1782	8.55	4545	38.5235%	Fecal		CFU/100 mL	200	283.2	86400	-	41,851.8
5439000	5/15/1991	48	48	0.1782	8.55	4545	38.5235%	Fecal		CFU/100 mL	200	283.2	86400	-	41,851.8
5439000	11/18/1991	48	48	0.1782	8.55	4545	38.5235%	Fecal		CFU/100 mL	200	283.2	86400	-	41,851.8
5439000	1/25/1992	48	48	0.1782	8.55	4545	38.5235%	Fecal		CFU/100 mL	200	283.2	86400	-	41,851.8
5439000	1/27/1992	48	48	0.1782	8.55	4545	38.5235%	Fecal		CFU/100 mL	200	283.2	86400	-	41,851.8
5439000	5/4/1992	48	48	0.1782	8.55	4545	38.5235%	Fecal		CFU/100 mL	200	283.2	86400	-	41,851.8
5439000	12/14/1992	48	48	0.1782	8.55	4545	38.5235%	Fecal		CFU/100 mL	200	283.2	86400	-	41,851.8
5439000	12/8/1994	48	48	0.1782	8.55	4545	38.5235%	Fecal		CFU/100 mL	200	283.2	86400	-	41,851.8
5439000	6/22/1995	48	48	0.1782	8.55	4545	38.5235%	Fecal		CFU/100 mL	200	283.2	86400	-	41,851.8
5439000	8/22/1996	48	48	0.1782	8.55	4545	38.5235%	Fecal		CFU/100 mL	200	283.2	86400	-	41,851.8
5439000	7/17/2000	48	48	0.1782	8.55	4545	38.5235%	Fecal		CFU/100 mL	200	283.2	86400	-	41,851.8
5439000	11/13/2000	48	48	0.1782	8.55	4545	38.5235%	Fecal		CFU/100 mL	200	283.2	86400	-	41,851.8
5439000	3/28/2005	48	48	0.1782	8.55	4545	38.5235%	Fecal		CFU/100 mL	200	283.2	86400	-	41,851.8
5439000	7/4/2009	48	48	0.1782	8.55	4545	38.5235%	Fecal		CFU/100 mL	200	283.2	86400	-	41,851.8
5439000	7/11/2009	48	48	0.1782	8.55	4545	38.5235%	Fecal		CFU/100 mL	200	283.2	86400	-	41,851.8
5439000	7/4/2010	48	48	0.1782	8.55	4545	38.5235%	Fecal		CFU/100 mL	200	283.2	86400	-	41,851.8
5439000	11/27/2017	48	48	0.1782	8.55	4545	38.5235%	Fecal		CFU/100 mL	200	283.2	86400	-	41,851.8
5439000	4/28/2014	47.9	47.9	0.1782	8.53	4565	38.6930%	Fecal		CFU/100 mL	200	283.2	86400	-	41,764.6
5439000	5/18/2021	47.9	47.9	0.1782	8.53	4565	38.6930%	Fecal		CFU/100 mL	200	283.2	86400	-	41,764.6
5439000	5/30/2010	47.8	47.8	0.1782	8.52	4568	38.7184%	Fecal		CFU/100 mL	200	283.2	86400	-	41,677.4
5439000	4/13/2014	47.8	47.8	0.1782	8.52	4568	38.7184%	Fecal		CFU/100 mL	200	283.2	86400	-	41,677.4
5439000	2/19/2016	47.8	47.8	0.1782	8.52	4568	38.7184%	Fecal		CFU/100 mL	200	283.2	86400	-	41,677.4
5439000	4/24/2016	47.8	47.8	0.1782	8.52	4568	38.7184%	Fecal		CFU/100 mL	200	283.2	86400	-	41,677.4
5439000	1/7/2012	47.7	47.7	0.1782	8.50	4572	38.7523%	Fecal		CFU/100 mL	200	283.2	86400	-	41,590.2
5439000	8/4/2017	47.7	47.7	0.1782	8.50	4572	38.7523%	Fecal		CFU/100 mL	200	283.2	86400	-	41,590.2
5439000	3/28/2012	47.6	47.6	0.1782	8.48	4574	38.7693%	Fecal		CFU/100 mL	200	283.2	86400	-	41,503.0
5439000	4/21/2014	47.6	47.6	0.1782	8.48	4574	38.7693%	Fecal		CFU/100 mL	200	283.2	86400	-	41,503.0
5439000	3/24/2015	47.6	47.6	0.1782	8.48	4574	38.7693%	Fecal		CFU/100 mL	200	283.2	86400	-	41,503.0
5439000	7/24/2015	47.6	47.6	0.1782	8.48	4574	38.7693%	Fecal		CFU/100 mL	200	283.2	86400	-	41,503.0
5439000	5/6/2006	47.5	47.5	0.1782	8.46	4578	38.8032%	Fecal		CFU/100 mL	200	283.2	86400	-	41,415.8
5439000	11/18/2011	47.5	47.5	0.1782	8.46	4578	38.8032%	Fecal		CFU/100 mL	200	283.2	86400	-	41,415.8
5439000	7/13/2013	47.5	47.5	0.1782	8.46	4578	38.8032%	Fecal		CFU/100 mL	200	283.2	86400	-	41,415.8
5439000	3/17/2017	47.5	47.5	0.1782	8.46	4578	38.8032%	Fecal		CFU/100 mL	200	283.2	86400	-	41,415.8
5439000	3/6/2002	47.4	47.4	0.1782	8.45	4582	38.8371%	Fecal		CFU/100 mL	200	283.2	86400	-	41,328.6
5439000	3/25/2002	47.4	47.4	0.1782	8.45	4582	38.8371%	Fecal		CFU/100 mL	200	283.2	86400	-	41,328.6
5439000	4/22/2015	47.4	47.4	0.1782	8.45	4582	38.8371%	Fecal		CFU/100 mL	200	283.2	86400	-	41,328.6
5439000	1/25/2016	47.4	47.4	0.1782	8.45	4582	38.8371%	Fecal		CFU/100 mL	200	283.2	86400	-	41,328.6
5439000	12/7/2004	47.3	47.3	0.1782	8.43	4586	38.8710%	Fecal		CFU/100 mL	200	283.2	86400	-	41,241.4
5439000	1/13/2010	47.3	47.3	0.1782	8.43	4586	38.8710%	Fecal		CFU/100 mL	200	283.2	86400	-	41,241.4
5439000	5/16/2013	47.3	47.3	0.1782	8.43	4586	38.8710%	Fecal		CFU/100 mL	200	283.2	86400	-	41,241.4
5439000	10/31/2016	47.3	47.3	0.1782	8.43	4586	38.8710%	Fecal		CFU/100 mL	200	283.2	86400	-	41,241.4
5439000	3/13/2004	47.2	47.2	0.1782	8.41	4590	38.9049%	Fecal		CFU/100 mL	200	283.2	86400	-	41,154.2
5439000	5/11/2006	47.2	47.2	0.1782	8.41	4590	38.9049%	Fecal		CFU/100 mL	200	283.2	86400	-	41,154.2
5439000	1/10/2012	47.2	47.2	0.1782	8.41	4590	38.9049%	Fecal		CFU/100 mL	200	283.2	86400	-	41,154.2
5439000	3/15/2017	47.2	47.2	0.1782	8.41	4590	38.9049%	Fecal		CFU/100 mL	200	283.2	86400	-	41,154.2
5439000	3/27/2017	47.2	47.2	0.1782	8.41	4590	38.9049%	Fecal		CFU/100 mL	200	283.2	86400	-	41,154.2
5439000	1/20/2018	47.2	47.2	0.1782	8.41	4590	38.9049%	Fecal		CFU/100 mL	200	283.2	86400	-	41,154.2
5439000	3/26/2002	47.1	47.1	0.1782	8.39	4596	38.9558%	Fecal		CFU/100 mL	200	283.2	86400	-	41,067.1
5439000	3/27/2002	47.1	47.1	0.1782	8.39	4596	38.9558%	Fecal		CFU/100 mL	200	283.2	86400	-	41,067.1
5439000	4/1/2002	47.1	47.1	0.1782	8.39	4596	38.9558%	Fecal		CFU/100 mL	200	283.2	86400	-	41,067.1
5439000	1/20/2009	47.1	47.1	0.1782	8.39	4596	38.9558%	Fecal		CFU/100 mL	200	283.2	86400	-	41,067.1
5439000	2/26/2012	47.1	47.1	0.1782	8.39	4596	38.9558%	Fecal		CFU/100 mL	200	283.2	86400	-	41,067.1
5439000	5/19/2014	47.1	47.1	0.1782	8.39	4596	38.9558%	Fecal		CFU/100 mL	200	283.2	86400	-	41,067.1
5439000	12/16/2019	47.1	47.1	0.1782	8.39	4596	38.9558%	Fecal		CFU/100 mL	200	283.2	86400	-	41,067.1
5439000	1/4/1990	47	47	0.1782	8.37	4604	39.0236%	Fecal		CFU/100 mL	200	283.2	86400	-	40,979.9
5439000	2/21/1990	47	47	0.1782	8.37	4604	39.0236%	Fecal		CFU/100 mL	200	283.2	86400	-	40,979.9
5439000	4/13/1990	47	47	0.1782	8.37	4604	39.0236%	Fecal		CFU/100 mL	200	283.2	86400	-	40,979.9
5439000	7/7/1990	47	47	0.1782	8.37	4604	39.0236%	Fecal		CFU/100 mL	200	283.2	86400	-	40,979.9
5439000	6/17/1991	47	47	0.1782	8.37	4604	39.0236%	Fecal		CFU/100 mL	200	283.2	86400	-	40,979.9
5439000	11/20/1991	47	47	0.1782	8.37	4604	39.0236%	Fecal		CFU/100 mL	200	283.2	86400	-	40,979.9
5439000	12/23/1991	47	47	0.1782	8.37	4604	39.0236%	Fecal		CFU/100 mL	200	283.2	86400	-	40,979.9
5439000	1/14/1992	47	47	0.1782	8.37	4604	39.0236%	Fecal		CFU/100 mL	200	283.2	86400	-	40,979.9
5439000	1/15/1992	47	47	0.1782	8.37	4604	39.0236%	Fecal		CFU/100 mL	200	283.2	86400	-	40,979.9
5439000	1/22/1992	47	47	0.1782	8.37	4604	39.0236%	Fecal		CFU/100 mL	200	283.2	86400	-	40,979.9
5439000	2/15/1992	47	47	0.1782	8.37	4604	39.0236%	Fecal		CFU/100 mL	200	283.2	86400	-	40,979.9
5439000	3/20/1992	47	47	0.1782	8.37	4604	39.0236%	Fecal		CFU/100 mL	200	283.2	86400	-	40,979.9
5439000	3/21/1992	47	47	0.1782	8.37	4604	39.0236%	Fecal		CFU/100 mL	200	283.2	86400	-	40,979.9
5439000	3/23/1992	47	47	0.1782	8.37	4604	39.0236%	Fecal		CFU/100 mL	200	283.2	86400	-	40,979.9
5439000	12/15/1992	47	47	0.1782	8.37	4604	39.0236%	Fecal		CFU/100 mL	200	283.2	86400	-	40,979.9
5439000	2/10/1993	47	47	0.1782	8.37	4604	39.0236%	Fecal		CFU/100 mL	200	283.2	86400	-	40,979.9
5439000	3/2/1995	47	47	0.1782	8.37	4604	39.0236%	Fecal		CFU/100 mL	200	283.2	86400	-	40,979.9
5439000	4/4/1995	47	47	0.1782	8.37	4604	39.0236%	Fecal		CFU/100 mL	200	283.2	86400	-	40,979.9
5439000	6/23/1995	47	47	0.1782	8.37	4604	39.0236%	Fecal		CFU/100 mL	200	283.2	86400	-	40,979.9
5439000	2/12/1996	47	47	0.1782	8.37	4604	39.0236%	Fecal		CFU/100 mL	200	283.2	86400	-	40,979.9
5439000	4/2/1997	47	47	0.1782	8.37	4604	39.0236%	Fecal		CFU/100 mL	200	283.2	86400	-	40,979.9

Gage ID	Date	Discharge (CFS)	Gage Discharge (less Surrogate NPDES) (CFS)	Watershed Area Ratio	Calculated flow (CFS)	Rank	Flow Exceedance %	Parameter	Results	Units (mg or micro_gram	Limit/Standard	100mL/CF	sec/day	Actual Load (million colonies/day)	Allowable Load (million colonies/day)
5439000	6/1/1997	47	47	0.1782	8.37	4604	39.0236%	Fecal		CFU/100 mL	200	283.2	86400	-	40,979.9
5439000	6/3/1998	47	47	0.1782	8.37	4604	39.0236%	Fecal		CFU/100 mL	200	283.2	86400	-	40,979.9
5439000	6/27/1998	47	47	0.1782	8.37	4604	39.0236%	Fecal		CFU/100 mL	200	283.2	86400	-	40,979.9
5439000	10/25/1998	47	47	0.1782	8.37	4604	39.0236%	Fecal		CFU/100 mL	200	283.2	86400	-	40,979.9
5439000	11/18/1998	47	47	0.1782	8.37	4604	39.0236%	Fecal		CFU/100 mL	200	283.2	86400	-	40,979.9
5439000	11/19/1998	47	47	0.1782	8.37	4604	39.0236%	Fecal		CFU/100 mL	200	283.2	86400	-	40,979.9
5439000	12/17/1998	47	47	0.1782	8.37	4604	39.0236%	Fecal		CFU/100 mL	200	283.2	86400	-	40,979.9
5439000	3/9/1999	47	47	0.1782	8.37	4604	39.0236%	Fecal		CFU/100 mL	200	283.2	86400	-	40,979.9
5439000	4/28/2001	47	47	0.1782	8.37	4604	39.0236%	Fecal		CFU/100 mL	200	283.2	86400	-	40,979.9
5439000	3/2/2002	47	47	0.1782	8.37	4604	39.0236%	Fecal		CFU/100 mL	200	283.2	86400	-	40,979.9
5439000	3/28/2002	47	47	0.1782	8.37	4604	39.0236%	Fecal		CFU/100 mL	200	283.2	86400	-	40,979.9
5439000	7/12/2003	47	47	0.1782	8.37	4604	39.0236%	Fecal		CFU/100 mL	200	283.2	86400	-	40,979.9
5439000	2/13/2012	47	47	0.1782	8.37	4604	39.0236%	Fecal		CFU/100 mL	200	283.2	86400	-	40,979.9
5439000	10/26/2021	47	47	0.1782	8.37	4604	39.0236%	Fecal		CFU/100 mL	200	283.2	86400	-	40,979.9
5439000	6/15/2017	46.9	46.9	0.1782	8.36	4639	39.3202%	Fecal		CFU/100 mL	200	283.2	86400	-	40,892.7
5439000	12/13/2009	46.8	46.8	0.1782	8.34	4640	39.3287%	Fecal		CFU/100 mL	200	283.2	86400	-	40,805.5
5439000	2/22/2014	46.8	46.8	0.1782	8.34	4640	39.3287%	Fecal		CFU/100 mL	200	283.2	86400	-	40,805.5
5439000	6/24/2017	46.8	46.8	0.1782	8.34	4640	39.3287%	Fecal		CFU/100 mL	200	283.2	86400	-	40,805.5
5439000	3/16/2018	46.8	46.8	0.1782	8.34	4640	39.3287%	Fecal		CFU/100 mL	200	283.2	86400	-	40,805.5
5439000	6/15/2006	46.7	46.7	0.1782	8.32	4644	39.3626%	Fecal		CFU/100 mL	200	283.2	86400	-	40,718.3
5439000	7/8/2010	46.7	46.7	0.1782	8.32	4644	39.3626%	Fecal		CFU/100 mL	200	283.2	86400	-	40,718.3
5439000	10/18/2012	46.7	46.7	0.1782	8.32	4644	39.3626%	Fecal		CFU/100 mL	200	283.2	86400	-	40,718.3
5439000	5/1/2014	46.7	46.7	0.1782	8.32	4644	39.3626%	Fecal		CFU/100 mL	200	283.2	86400	-	40,718.3
5439000	1/26/2016	46.7	46.7	0.1782	8.32	4644	39.3626%	Fecal		CFU/100 mL	200	283.2	86400	-	40,718.3
5439000	1/21/2018	46.7	46.7	0.1782	8.32	4644	39.3626%	Fecal		CFU/100 mL	200	283.2	86400	-	40,718.3
5439000	12/12/2020	46.7	46.7	0.1782	8.32	4644	39.3626%	Fecal		CFU/100 mL	200	283.2	86400	-	40,718.3
5439000	12/5/2009	46.6	46.6	0.1782	8.30	4651	39.4219%	Fecal		CFU/100 mL	200	283.2	86400	-	40,631.1
5439000	6/30/2011	46.6	46.6	0.1782	8.30	4651	39.4219%	Fecal		CFU/100 mL	200	283.2	86400	-	40,631.1
5439000	11/19/2011	46.6	46.6	0.1782	8.30	4651	39.4219%	Fecal		CFU/100 mL	200	283.2	86400	-	40,631.1
5439000	12/13/2011	46.6	46.6	0.1782	8.30	4651	39.4219%	Fecal		CFU/100 mL	200	283.2	86400	-	40,631.1
5439000	5/19/2012	46.6	46.6	0.1782	8.30	4651	39.4219%	Fecal		CFU/100 mL	200	283.2	86400	-	40,631.1
5439000	2/4/2010	46.5	46.5	0.1782	8.28	4656	39.4643%	Fecal		CFU/100 mL	200	283.2	86400	-	40,543.9
5439000	4/25/2016	46.5	46.5	0.1782	8.28	4656	39.4643%	Fecal		CFU/100 mL	200	283.2	86400	-	40,543.9
5439000	6/15/2020	46.5	46.5	0.1782	8.28	4656	39.4643%	Fecal		CFU/100 mL	200	283.2	86400	-	40,543.9
5439000	6/27/2004	46.4	46.4	0.1782	8.27	4659	39.4897%	Fecal		CFU/100 mL	200	283.2	86400	-	40,456.7
5439000	4/8/2013	46.4	46.4	0.1782	8.27	4659	39.4897%	Fecal		CFU/100 mL	200	283.2	86400	-	40,456.7
5439000	10/26/1993	46.3	46.3	0.1782	8.25	4661	39.5067%	Fecal		CFU/100 mL	200	283.2	86400	-	40,369.5
5439000	6/25/2002	46.3	46.3	0.1782	8.25	4661	39.5067%	Fecal		CFU/100 mL	200	283.2	86400	-	40,369.5
5439000	11/24/2014	46.3	46.3	0.1782	8.25	4661	39.5067%	Fecal		CFU/100 mL	200	283.2	86400	-	40,369.5
5439000	2/19/2019	46.3	46.3	0.1782	8.25	4661	39.5067%	Fecal		CFU/100 mL	200	283.2	86400	-	40,369.5
5439000	2/22/2020	46.3	46.3	0.1782	8.25	4661	39.5067%	Fecal		CFU/100 mL	200	283.2	86400	-	40,369.5
5439000	5/31/2021	46.3	46.3	0.1782	8.25	4661	39.5067%	Fecal		CFU/100 mL	200	283.2	86400	-	40,369.5
5439000	5/30/2006	46.2	46.2	0.1782	8.23	4667	39.5576%	Fecal		CFU/100 mL	200	283.2	86400	-	40,282.3
5439000	12/7/1993	46.1	46.1	0.1782	8.21	4668	39.5660%	Fecal		CFU/100 mL	200	283.2	86400	-	40,195.1
5439000	11/16/2009	46.1	46.1	0.1782	8.21	4668	39.5660%	Fecal		CFU/100 mL	200	283.2	86400	-	40,195.1
5439000	12/14/2009	46.1	46.1	0.1782	8.21	4668	39.5660%	Fecal		CFU/100 mL	200	283.2	86400	-	40,195.1
5439000	3/16/2017	46.1	46.1	0.1782	8.21	4668	39.5660%	Fecal		CFU/100 mL	200	283.2	86400	-	40,195.1
5439000	11/9/2017	46.1	46.1	0.1782	8.21	4668	39.5660%	Fecal		CFU/100 mL	200	283.2	86400	-	40,195.1
5439000	12/17/2019	46.1	46.1	0.1782	8.21	4668	39.5660%	Fecal		CFU/100 mL	200	283.2	86400	-	40,195.1
5439000	4/7/1990	46	46	0.1782	8.20	4674	39.6169%	Fecal		CFU/100 mL	200	283.2	86400	-	40,108.0
5439000	4/11/1990	46	46	0.1782	8.20	4674	39.6169%	Fecal		CFU/100 mL	200	283.2	86400	-	40,108.0
5439000	4/29/1990	46	46	0.1782	8.20	4674	39.6169%	Fecal		CFU/100 mL	200	283.2	86400	-	40,108.0
5439000	6/9/1990	46	46	0.1782	8.20	4674	39.6169%	Fecal		CFU/100 mL	200	283.2	86400	-	40,108.0
5439000	11/12/1990	46	46	0.1782	8.20	4674	39.6169%	Fecal		CFU/100 mL	200	283.2	86400	-	40,108.0
5439000	12/24/1991	46	46	0.1782	8.20	4674	39.6169%	Fecal		CFU/100 mL	200	283.2	86400	-	40,108.0
5439000	1/24/1992	46	46	0.1782	8.20	4674	39.6169%	Fecal		CFU/100 mL	200	283.2	86400	-	40,108.0
5439000	1/28/1992	46	46	0.1782	8.20	4674	39.6169%	Fecal		CFU/100 mL	200	283.2	86400	-	40,108.0
5439000	4/1/1992	46	46	0.1782	8.20	4674	39.6169%	Fecal		CFU/100 mL	200	283.2	86400	-	40,108.0
5439000	5/5/1992	46	46	0.1782	8.20	4674	39.6169%	Fecal		CFU/100 mL	200	283.2	86400	-	40,108.0
5439000	5/25/1993	46	46	0.1782	8.20	4674	39.6169%	Fecal		CFU/100 mL	200	283.2	86400	-	40,108.0
5439000	5/28/1993	46	46	0.1782	8.20	4674	39.6169%	Fecal		CFU/100 mL	200	283.2	86400	-	40,108.0
5439000	7/11/1993	46	46	0.1782	8.20	4674	39.6169%	Fecal		CFU/100 mL	200	283.2	86400	-	40,108.0
5439000	8/6/1993	46	46	0.1782	8.20	4674	39.6169%	Fecal		CFU/100 mL	200	283.2	86400	-	40,108.0
5439000	12/13/1994	46	46	0.1782	8.20	4674	39.6169%	Fecal		CFU/100 mL	200	283.2	86400	-	40,108.0
5439000	3/24/1995	46	46	0.1782	8.20	4674	39.6169%	Fecal		CFU/100 mL	200	283.2	86400	-	40,108.0
5439000	6/26/1995	46	46	0.1782	8.20	4674	39.6169%	Fecal		CFU/100 mL	200	283.2	86400	-	40,108.0
5439000	11/1/1995	46	46	0.1782	8.20	4674	39.6169%	Fecal		CFU/100 mL	200	283.2	86400	-	40,108.0
5439000	7/5/1996	46	46	0.1782	8.20	4674	39.6169%	Fecal		CFU/100 mL	200	283.2	86400	-	40,108.0
5439000	8/21/1996	46	46	0.1782	8.20	4674	39.6169%	Fecal		CFU/100 mL	200	283.2	86400	-	40,108.0
5439000	1/9/1997	46	46	0.1782	8.20	4674	39.6169%	Fecal		CFU/100 mL	200	283.2	86400	-	40,108.0
5439000	4/3/1997	46	46	0.1782	8.20	4674	39.6169%	Fecal		CFU/100 mL	200	283.2	86400	-	40,108.0
5439000	4/23/1997	46	46	0.1782	8.20	4674	39.6169%	Fecal		CFU/100 mL	200	283.2	86400	-	40,108.0
5439000	2/26/1999	46	46	0.1782	8.20	4674	39.6169%	Fecal		CFU/100 mL	200	283.2	86400	-	40,108.0
5439000	3/12/1999	46	46	0.1782	8.20	4674	39.6169%	Fecal		CFU/100 mL	200	283.2	86400	-	40,108.0
5439000	3/14/1999	46	46	0.1782	8.20	4674	39.6169%	Fecal		CFU/100 mL	200	283.2	86400	-	40,108.0
5439000	3/30/1999	46	46	0.1782	8.20	4674	39.6169%	Fecal		CFU/100 mL	200	283.2	86400	-	40,108.0
5439000	3/31/1999	46	46	0.1782	8.20	4674	39.6169%	Fecal		CFU/100 mL	200	283.2	86400	-	40,108.0
5439000	6/30/1999	46	46	0.1782	8.20	4674	39.6169%	Fecal		CFU/100 mL	200	283.2	86400	-	40,108.0
5439000	3/6/2000	46	46	0.1782	8.20	4674	39.6169%	Fecal		CFU/100 mL	200	283.2	86400	-	40,108.0
5439000	10/5/2000	46	46	0.1782	8.20	4674	39.6169%	Fecal		CFU/100 mL	200	283.2	86400	-	40,108.0
5439000	5/11/2001	46	46	0.1782	8.20	4674	39.6169%	Fecal		CFU/100 mL	200	283.2	86400	-	40,108.0
5439000	5/27/2001	46	46	0.1782	8.20	4674	39.6169%	Fecal		CFU/100 mL	200	283.2	86400	-	40,108.0
5439000	3/7/2002	46	46	0.1782	8.20	4674	39.6169%	Fecal		CFU/100 mL	200	283.2	86400	-	40,108.0
5439000	6/26/2002	46	46	0.1782	8.20	4674	39.6169%	Fecal		CFU/100 mL	200	283.2	86400	-	40,108.0
5439000	1/19/2005	46	46	0.1782	8.20	4674	39.6169%	Fecal		CFU/100 mL	200	283.2	86400	-	40,108.0
5439000	4/24/2007	46	46	0.1782	8.20	4674	39.6169%	Fecal		CFU/100 mL	200	283.2	86400	-	40,108.0
5439000	7/3/2009	46	46	0.1782	8.20	4674	39.6169%	Fecal		CFU/100 mL	200	283.2	86400	-	40,108.0
5439000	7/5/2009	46	46	0.1782	8.20	4674	39.6169%	Fecal		CFU/100 mL	200	283.2	86400	-	40,108.0
5439000	11/17/2009	46	46	0.1782	8.20	4674	39.6169%	Fecal		CFU/100 mL	200	283.2	86400	-	40,108.0
5439000	4/23/2010	46	46	0.1782	8.20	4674	39.6169%	Fecal		CFU/100 mL	200	283.2	86400	-	40,108.0
5439000	2/6/2017	46	46	0.1782	8.20	4674	39.6169%	Fecal		CFU/100 mL	200	283.2	86400	-	40,108.0
5439000	1/28/2020	46	46	0.1782	8.20	4674	39.6169%	Fecal		CFU/100 mL	200	283.2	86400	-	40,108.0
5439000	7/5/1994	45.9	45.9	0.1782	8.18	4717	39.9814%	Fecal		CFU/100 mL	200	283.2	86400	-	40,020.8
5439000	3/31/2002	45.9	45.9	0.1782	8.18	4717	39.9814%	Fecal		CFU/100 mL	200	283.2	86400	-	40,020.8
5439000	6/21/2008	45.9	45.9	0.1782	8.18	4717	39.9814%	Fecal		CFU/100 mL	200	283.2	86400	-	40,020.8
5439000	2/25/2012	45.9	45.9	0.1782	8.18	4717	39.9814%	Fecal		CFU/100 mL	200	283.2	86400	-	40,020.8
5439000	4/18/2012	45.9	45.9	0.1782	8.18	4717	39.9814%	Fecal		CFU/100 mL	200	283.2	86400	-	40,020.8
5439000	12/5/2017	45.9	45.9	0.1782	8.18	4717	39.9814%	Fecal		CFU/100 mL	200	283.2	86400	-	40,020.8
5439000	7/17/2019	45.9	45.9	0.1782	8.18	4717	39.9814%	Fecal		CFU/100 mL	200	283.2	86400	-	40,020.8
5439000	1/12/2009	45.8	45.8	0.1782	8.16	4724	40.0407%	Fecal		CFU/100 mL	200	283.2	86400	-	39,933.6
5439000	2/5/2010	45.8	45.8	0.1782	8.16	4724	40.0407%	Fecal		CFU/100 mL	200	283.2	86400	-	39,933.6
5439000	2/16/2012	45.8	45.8	0.1782	8.16	4724	40.0407%	Fecal		CFU/100 mL	200	283.2	86400	-	39,933.6
5439000	6/2/2012	45.8	45.8	0.1782	8.16	4724	40.0407%	Fecal		CFU/100 mL	200	283.2	86400	-	39,933.6
5439000	4/30/2014	45.8	45.8	0.1782	8.16	4724	40.0407%	Fecal		CFU/100 mL	200	283.2	86400	-	39,933.6
5439000	5/28/2014	45.8	45.8	0.1782	8.16	4724	40.0407%	Fecal		CFU/100 mL	200	283.2	86400	-	39,933.6
5439000	4/24/2015	45.8	45.8	0.1782	8.16	4724	40.0407%	Fecal		CFU/100 mL	200	283.2	86400	-	39,933.6
5439000	6/14/2017	45.8	45.8	0.1782	8.16	4724	40.0407%	Fecal		CFU/100 mL	200	283.2	86400	-	39,933.6
5439000	7/14/2021	45.8	45.8	0.1782	8.16	4724	40.0407%	Fecal		CFU/100 mL	200	283.2	86400	-	39,933.6
5439000	10/28/1993	45.7	45.7	0.1782	8.14	4733	40.1170%	Fecal		CFU/100 mL	200	283.2	86400	-	39,846.4
5439000	4/2/1994	45.7	45.7	0.1782	8.14	4733	40.1170%	Fecal		CFU/100 mL	200	283.2	86400	-	39,846.4
5439000	7/6/1994	45.7	45.7	0.1782	8.14	4733	40.1170%	Fecal		CFU/100 mL	200	283.2	86400	-	39,846.4
5439000	5/7/2008	45.7	45.7	0.1782	8.14	4733	40.1170%	Fecal		CFU/100 mL	200	283.2	86400	-	39,846.4
5439000	6/12/2013	45.7	45.7	0.1782	8.14	4733	40.1170%	Fecal		CFU/100 mL	200	283.2	86400	-	39,846.4
5439000	4/23/2016	45.7	45.7	0.1782	8.14	4733	40.1170%	Fecal		CFU/100 mL	200	283.2	86400	-	39,846.4
5439000	1/18/2018	45.7	45.7	0.1782	8.14	4733	40.1170%	Fecal		CFU/100 mL	200	283.2	86400	-	39,846.4
5439000	4/20/2021	45.7	45.7	0.1782	8.14	4733	40.1170%	Fecal		CFU/100 mL	200	283.2	86400	-	39,846.4
5439000	10/28/2001	45.6	45.6	0.1782	8.12	4741	40.1848%	Fecal		CFU/100 mL	200	283.2	86400	-	39,759.2
5439000	7/8/2003	45.6	45.6	0.1782	8.12	4741	40.1848%	Fecal		CFU/100 mL	200	283.2	86400	-	39,759.2
5439000	7/16/2007	45.6	45.6	0.1782	8.12	4741	40.1848%	Fecal		CFU/100 mL	200	283.2	86400	-	39,759.2
5439000	11/24/2008	45.6	45.6	0.1782	8.12	4741	40.1848%	Fecal		CFU/100 mL	200	283.2	86400	-	39,759.2
5439000	4/13/2019	45.6	45.6	0.1782	8.12	4741	40.1848%	Fecal		CFU/100 mL	200	283.2	86400	-	39,759.2
5439000	7/4/2004	45.5	45.5	0.1782	8.11	4746	40.2272%	Fecal		CFU/100 mL	200	283.2	86400	-	39,672.0
5439000	8/18/2007	45.5	45.5	0.1782	8.11	4746	40.2272%	Fecal		CFU/100 mL	200	283.2	86400	-	39,672.0
5439000	7/20/2021	45.5	45.5	0.1782	8.11	4746	40.2272%	Fecal		CFU/100 mL	200	283.2	86400	-	39,672.0
5439000	7/7/1994	45.4	45.4	0.1782	8.09	4749	40.2526%	Fecal		CFU/100 mL	200	283.2	86400	-	39,584.8

Gage ID	Date	Discharge (CFS)	Gage Discharge (less Surrogate NPDES) (CFS)	Watershed Area Ratio	Calculated flow (CFS)	Rank	Flow Exceedance %	Parameter	Results	Units (mg or micro_gram	Limit/Standard	100mL/CF	sec/day	Actual Load (million colonies/day)	Allowable Load (million colonies/day)
5439000	2/15/2013	45.4	45.4	0.1782	8.09	4749	40.2526%	Fecal		CFU/100 mL	200	283.2	86400	-	39,584.8
5439000	4/26/2016	45.4	45.4	0.1782	8.09	4749	40.2526%	Fecal		CFU/100 mL	200	283.2	86400	-	39,584.8
5439000	6/22/2017	45.4	45.4	0.1782	8.09	4749	40.2526%	Fecal		CFU/100 mL	200	283.2	86400	-	39,584.8
5439000	3/20/2017	45.3	45.3	0.1782	8.07	4753	40.2865%	Fecal		CFU/100 mL	200	283.2	86400	-	39,497.6
5439000	1/26/2018	45.3	45.3	0.1782	8.07	4753	40.2865%	Fecal		CFU/100 mL	200	283.2	86400	-	39,497.6
5439000	3/18/2017	45.2	45.2	0.1782	8.05	4755	40.3034%	Fecal		CFU/100 mL	200	283.2	86400	-	39,410.4
5439000	7/10/2018	45.2	45.2	0.1782	8.05	4755	40.3034%	Fecal		CFU/100 mL	200	283.2	86400	-	39,410.4
5439000	12/21/2018	45.2	45.2	0.1782	8.05	4755	40.3034%	Fecal		CFU/100 mL	200	283.2	86400	-	39,410.4
5439000	2/28/2004	45.1	45.1	0.1782	8.04	4758	40.3289%	Fecal		CFU/100 mL	200	283.2	86400	-	39,323.2
5439000	6/26/2006	45.1	45.1	0.1782	8.04	4758	40.3289%	Fecal		CFU/100 mL	200	283.2	86400	-	39,323.2
5439000	12/7/2006	45.1	45.1	0.1782	8.04	4758	40.3289%	Fecal		CFU/100 mL	200	283.2	86400	-	39,323.2
5439000	11/21/2008	45.1	45.1	0.1782	8.04	4758	40.3289%	Fecal		CFU/100 mL	200	283.2	86400	-	39,323.2
5439000	2/14/2012	45.1	45.1	0.1782	8.04	4758	40.3289%	Fecal		CFU/100 mL	200	283.2	86400	-	39,323.2
5439000	2/25/2017	45.1	45.1	0.1782	8.04	4758	40.3289%	Fecal		CFU/100 mL	200	283.2	86400	-	39,323.2
5439000	1/29/1990	45	45	0.1782	8.02	4764	40.3797%	Fecal		CFU/100 mL	200	283.2	86400	-	39,236.0
5439000	4/8/1990	45	45	0.1782	8.02	4764	40.3797%	Fecal		CFU/100 mL	200	283.2	86400	-	39,236.0
5439000	8/18/1990	45	45	0.1782	8.02	4764	40.3797%	Fecal		CFU/100 mL	200	283.2	86400	-	39,236.0
5439000	10/18/1990	45	45	0.1782	8.02	4764	40.3797%	Fecal		CFU/100 mL	200	283.2	86400	-	39,236.0
5439000	12/27/1990	45	45	0.1782	8.02	4764	40.3797%	Fecal		CFU/100 mL	200	283.2	86400	-	39,236.0
5439000	2/3/1991	45	45	0.1782	8.02	4764	40.3797%	Fecal		CFU/100 mL	200	283.2	86400	-	39,236.0
5439000	5/3/1991	45	45	0.1782	8.02	4764	40.3797%	Fecal		CFU/100 mL	200	283.2	86400	-	39,236.0
5439000	1/23/1992	45	45	0.1782	8.02	4764	40.3797%	Fecal		CFU/100 mL	200	283.2	86400	-	39,236.0
5439000	1/30/1992	45	45	0.1782	8.02	4764	40.3797%	Fecal		CFU/100 mL	200	283.2	86400	-	39,236.0
5439000	4/2/1992	45	45	0.1782	8.02	4764	40.3797%	Fecal		CFU/100 mL	200	283.2	86400	-	39,236.0
5439000	4/12/1992	45	45	0.1782	8.02	4764	40.3797%	Fecal		CFU/100 mL	200	283.2	86400	-	39,236.0
5439000	5/3/1992	45	45	0.1782	8.02	4764	40.3797%	Fecal		CFU/100 mL	200	283.2	86400	-	39,236.0
5439000	2/13/1993	45	45	0.1782	8.02	4764	40.3797%	Fecal		CFU/100 mL	200	283.2	86400	-	39,236.0
5439000	3/21/1993	45	45	0.1782	8.02	4764	40.3797%	Fecal		CFU/100 mL	200	283.2	86400	-	39,236.0
5439000	10/8/1993	45	45	0.1782	8.02	4764	40.3797%	Fecal		CFU/100 mL	200	283.2	86400	-	39,236.0
5439000	10/15/1993	45	45	0.1782	8.02	4764	40.3797%	Fecal		CFU/100 mL	200	283.2	86400	-	39,236.0
5439000	1/1/1994	45	45	0.1782	8.02	4764	40.3797%	Fecal		CFU/100 mL	200	283.2	86400	-	39,236.0
5439000	11/26/1994	45	45	0.1782	8.02	4764	40.3797%	Fecal		CFU/100 mL	200	283.2	86400	-	39,236.0
5439000	1/12/1995	45	45	0.1782	8.02	4764	40.3797%	Fecal		CFU/100 mL	200	283.2	86400	-	39,236.0
5439000	2/2/1995	45	45	0.1782	8.02	4764	40.3797%	Fecal		CFU/100 mL	200	283.2	86400	-	39,236.0
5439000	2/7/1995	45	45	0.1782	8.02	4764	40.3797%	Fecal		CFU/100 mL	200	283.2	86400	-	39,236.0
5439000	6/24/1995	45	45	0.1782	8.02	4764	40.3797%	Fecal		CFU/100 mL	200	283.2	86400	-	39,236.0
5439000	6/27/1995	45	45	0.1782	8.02	4764	40.3797%	Fecal		CFU/100 mL	200	283.2	86400	-	39,236.0
5439000	4/4/1997	45	45	0.1782	8.02	4764	40.3797%	Fecal		CFU/100 mL	200	283.2	86400	-	39,236.0
5439000	4/8/1997	45	45	0.1782	8.02	4764	40.3797%	Fecal		CFU/100 mL	200	283.2	86400	-	39,236.0
5439000	6/13/1997	45	45	0.1782	8.02	4764	40.3797%	Fecal		CFU/100 mL	200	283.2	86400	-	39,236.0
5439000	6/27/1997	45	45	0.1782	8.02	4764	40.3797%	Fecal		CFU/100 mL	200	283.2	86400	-	39,236.0
5439000	8/17/1997	45	45	0.1782	8.02	4764	40.3797%	Fecal		CFU/100 mL	200	283.2	86400	-	39,236.0
5439000	1/17/1998	45	45	0.1782	8.02	4764	40.3797%	Fecal		CFU/100 mL	200	283.2	86400	-	39,236.0
5439000	6/4/1998	45	45	0.1782	8.02	4764	40.3797%	Fecal		CFU/100 mL	200	283.2	86400	-	39,236.0
5439000	6/5/1998	45	45	0.1782	8.02	4764	40.3797%	Fecal		CFU/100 mL	200	283.2	86400	-	39,236.0
5439000	7/12/1998	45	45	0.1782	8.02	4764	40.3797%	Fecal		CFU/100 mL	200	283.2	86400	-	39,236.0
5439000	10/30/1998	45	45	0.1782	8.02	4764	40.3797%	Fecal		CFU/100 mL	200	283.2	86400	-	39,236.0
5439000	12/18/1998	45	45	0.1782	8.02	4764	40.3797%	Fecal		CFU/100 mL	200	283.2	86400	-	39,236.0
5439000	3/13/1999	45	45	0.1782	8.02	4764	40.3797%	Fecal		CFU/100 mL	200	283.2	86400	-	39,236.0
5439000	4/1/1999	45	45	0.1782	8.02	4764	40.3797%	Fecal		CFU/100 mL	200	283.2	86400	-	39,236.0
5439000	5/2/2000	45	45	0.1782	8.02	4764	40.3797%	Fecal		CFU/100 mL	200	283.2	86400	-	39,236.0
5439000	2/5/2001	45	45	0.1782	8.02	4764	40.3797%	Fecal		CFU/100 mL	200	283.2	86400	-	39,236.0
5439000	4/29/2001	45	45	0.1782	8.02	4764	40.3797%	Fecal		CFU/100 mL	200	283.2	86400	-	39,236.0
5439000	5/7/2001	45	45	0.1782	8.02	4764	40.3797%	Fecal		CFU/100 mL	200	283.2	86400	-	39,236.0
5439000	3/29/2005	45	45	0.1782	8.02	4764	40.3797%	Fecal		CFU/100 mL	200	283.2	86400	-	39,236.0
5439000	1/21/2008	45	45	0.1782	8.02	4764	40.3797%	Fecal		CFU/100 mL	200	283.2	86400	-	39,236.0
5439000	2/16/2011	45	45	0.1782	8.02	4764	40.3797%	Fecal		CFU/100 mL	200	283.2	86400	-	39,236.0
5439000	6/30/2016	45	45	0.1782	8.02	4764	40.3797%	Fecal		CFU/100 mL	200	283.2	86400	-	39,236.0
5439000	4/5/2011	44.9	44.9	0.1782	8.00	4808	40.7527%	Fecal		CFU/100 mL	200	283.2	86400	-	39,148.8
5439000	11/30/2017	44.9	44.9	0.1782	8.00	4808	40.7527%	Fecal		CFU/100 mL	200	283.2	86400	-	39,148.8
5439000	11/18/2009	44.8	44.8	0.1782	7.98	4810	40.7696%	Fecal		CFU/100 mL	200	283.2	86400	-	39,061.7
5439000	5/31/2010	44.8	44.8	0.1782	7.98	4810	40.7696%	Fecal		CFU/100 mL	200	283.2	86400	-	39,061.7
5439000	3/29/2015	44.8	44.8	0.1782	7.98	4810	40.7696%	Fecal		CFU/100 mL	200	283.2	86400	-	39,061.7
5439000	2/23/2017	44.8	44.8	0.1782	7.98	4810	40.7696%	Fecal		CFU/100 mL	200	283.2	86400	-	39,061.7
5439000	6/16/2020	44.8	44.8	0.1782	7.98	4810	40.7696%	Fecal		CFU/100 mL	200	283.2	86400	-	39,061.7
5439000	7/13/2010	44.7	44.7	0.1782	7.96	4815	40.8120%	Fecal		CFU/100 mL	200	283.2	86400	-	38,974.5
5439000	3/27/2005	44.6	44.6	0.1782	7.95	4816	40.8205%	Fecal		CFU/100 mL	200	283.2	86400	-	38,887.3
5439000	12/11/2009	44.6	44.6	0.1782	7.95	4816	40.8205%	Fecal		CFU/100 mL	200	283.2	86400	-	38,887.3
5439000	7/29/2010	44.6	44.6	0.1782	7.95	4816	40.8205%	Fecal		CFU/100 mL	200	283.2	86400	-	38,887.3
5439000	8/10/2010	44.6	44.6	0.1782	7.95	4816	40.8205%	Fecal		CFU/100 mL	200	283.2	86400	-	38,887.3
5439000	10/18/2014	44.6	44.6	0.1782	7.95	4816	40.8205%	Fecal		CFU/100 mL	200	283.2	86400	-	38,887.3
5439000	11/6/2016	44.6	44.6	0.1782	7.95	4816	40.8205%	Fecal		CFU/100 mL	200	283.2	86400	-	38,887.3
5439000	3/8/2022	44.6	44.6	0.1459	6.51	5407	45.8298%	Fecal		CFU/100 mL	200	283.2	86400	-	31,851.4
5439000	3/3/2002	44.5	44.5	0.1782	7.93	4822	40.8713%	Fecal		CFU/100 mL	200	283.2	86400	-	38,800.1
5439000	4/3/2002	44.5	44.5	0.1782	7.93	4822	40.8713%	Fecal		CFU/100 mL	200	283.2	86400	-	38,800.1
5439000	4/5/2006	44.5	44.5	0.1782	7.93	4822	40.8713%	Fecal		CFU/100 mL	200	283.2	86400	-	38,800.1
5439000	5/12/2007	44.5	44.5	0.1782	7.93	4822	40.8713%	Fecal		CFU/100 mL	200	283.2	86400	-	38,800.1
5439000	5/3/2008	44.5	44.5	0.1782	7.93	4822	40.8713%	Fecal		CFU/100 mL	200	283.2	86400	-	38,800.1
5439000	1/16/2012	44.5	44.5	0.1782	7.93	4822	40.8713%	Fecal		CFU/100 mL	200	283.2	86400	-	38,800.1
5439000	6/8/2013	44.5	44.5	0.1782	7.93	4822	40.8713%	Fecal		CFU/100 mL	200	283.2	86400	-	38,800.1
5439000	7/21/2014	44.5	44.5	0.1782	7.93	4822	40.8713%	Fecal		CFU/100 mL	200	283.2	86400	-	38,800.1
5439000	12/20/2018	44.5	44.5	0.1782	7.93	4822	40.8713%	Fecal		CFU/100 mL	200	283.2	86400	-	38,800.1
5439000	11/26/2011	44.4	44.4	0.1782	7.91	4831	40.9476%	Fecal		CFU/100 mL	200	283.2	86400	-	38,712.9
5439000	4/30/2012	44.4	44.4	0.1782	7.91	4831	40.9476%	Fecal		CFU/100 mL	200	283.2	86400	-	38,712.9
5439000	5/4/2012	44.4	44.4	0.1782	7.91	4831	40.9476%	Fecal		CFU/100 mL	200	283.2	86400	-	38,712.9
5439000	6/4/2018	44.4	44.4	0.1782	7.91	4831	40.9476%	Fecal		CFU/100 mL	200	283.2	86400	-	38,712.9
5439000	5/20/2021	44.4	44.4	0.1782	7.91	4831	40.9476%	Fecal		CFU/100 mL	200	283.2	86400	-	38,712.9
5439000	12/9/2004	44.3	44.3	0.1782	7.89	4836	40.9900%	Fecal		CFU/100 mL	200	283.2	86400	-	38,625.7
5439000	3/25/2012	44.3	44.3	0.1782	7.89	4836	40.9900%	Fecal		CFU/100 mL	200	283.2	86400	-	38,625.7
5439000	4/2/2013	44.3	44.3	0.1782	7.89	4836	40.9900%	Fecal		CFU/100 mL	200	283.2	86400	-	38,625.7
5439000	2/28/2022	44.3	44.3	0.1459	6.46	5420	45.9400%	Fecal		CFU/100 mL	200	283.2	86400	-	31,637.1
5439000	12/18/2009	44.2	44.2	0.1782	7.88	4839	41.0154%	Fecal		CFU/100 mL	200	283.2	86400	-	38,538.5
5439000	1/14/2010	44.2	44.2	0.1782	7.88	4839	41.0154%	Fecal		CFU/100 mL	200	283.2	86400	-	38,538.5
5439000	3/30/2012	44.2	44.2	0.1782	7.88	4839	41.0154%	Fecal		CFU/100 mL	200	283.2	86400	-	38,538.5
5439000	4/19/2012	44.2	44.2	0.1782	7.88	4839	41.0154%	Fecal		CFU/100 mL	200	283.2	86400	-	38,538.5
5439000	5/22/2013	44.2	44.2	0.1782	7.88	4839	41.0154%	Fecal		CFU/100 mL	200	283.2	86400	-	38,538.5
5439000	1/28/2016	44.2	44.2	0.1782	7.88	4839	41.0154%	Fecal		CFU/100 mL	200	283.2	86400	-	38,538.5
5439000	11/17/2017	44.2	44.2	0.1782	7.88	4839	41.0154%	Fecal		CFU/100 mL	200	283.2	86400	-	38,538.5
5439000	4/10/2004	44.1	44.1	0.1782	7.86	4846	41.0748%	Fecal		CFU/100 mL	200	283.2	86400	-	38,451.3
5439000	5/2/2004	44.1	44.1	0.1782	7.86	4846	41.0748%	Fecal		CFU/100 mL	200	283.2	86400	-	38,451.3
5439000	2/28/2007	44.1	44.1	0.1782	7.86	4846	41.0748%	Fecal		CFU/100 mL	200	283.2	86400	-	38,451.3
5439000	11/9/2008	44.1	44.1	0.1782	7.86	4846	41.0748%	Fecal		CFU/100 mL	200	283.2	86400	-	38,451.3
5439000	4/27/2010	44.1	44.1	0.1782	7.86	4846	41.0748%	Fecal		CFU/100 mL	200	283.2	86400	-	38,451.3
5439000	4/9/2013	44.1	44.1	0.1782	7.86	4846	41.0748%	Fecal		CFU/100 mL	200	283.2	86400	-	38,451.3
5439000	2/12/2017	44.1	44.1	0.1782	7.86	4846	41.0748%	Fecal		CFU/100 mL	200	283.2	86400	-	38,451.3
5439000	3/28/2017	44.1	44.1	0.1782	7.86	4846	41.0748%	Fecal		CFU/100 mL	200	283.2	86400	-	38,451.3
5439000	11/16/2017	44.1	44.1	0.1782	7.86	4846	41.0748%	Fecal		CFU/100 mL	200	283.2	86400	-	38,451.3
5439000	1/26/1990	44	44	0.1782	7.84	4855	41.1510%	Fecal		CFU/100 mL	200	283.2	86400	-	38,364.1
5439000	1/27/1990	44	44	0.1782	7.84	4855	41.1510%	Fecal		CFU/100 mL	200	283.2	86400	-	38,364.1
5439000	1/31/1990	44	44	0.1782	7.84	4855	41.1510%	Fecal		CFU/100 mL	200	283.2	86400	-	38,364.1
5439000	2/20/1990	44	44	0.1782	7.84	4855	41.1510%	Fecal		CFU/100 mL	200	283.2	86400	-	38,364.1
5439000	8/3/1990	44	44	0.1782	7.84	4855	41.1510%	Fecal		CFU/100 mL	200	283.2	86400	-	38,364.1
5439000	8/6/1990	44	44	0.1782	7.84	4855	41.1510%	Fecal		CFU/100 mL	200	283.2	86400	-	38,364.1
5439000	8/26/1990	44	44	0.1782	7.84	4855	41.1510%	Fecal		CFU/100 mL	200	283.2	86400	-	38,364.1
5439000	1/29/1992	44	44	0.1782	7.84	4855	41.1510%	Fecal		CFU/100 mL	200	283.2	86400	-	38,364.1
5439000	6/4/1993	44	44	0.1782	7.84	4855	41.1510%	Fecal		CFU/100 mL	200	283.2	86400	-	38,364.1
5439000	1/13/1995	44	44	0.1782	7.84	4855	41.1510%	Fecal		CFU/100 mL	200	283.2	86400	-	38,364.1
5439000	3/3/1995	44	44	0.1782	7.84	4855	41.1510%	Fecal		CFU/100 mL	200	283.2	86400	-	38,364.1
5439000	7/6/1996	44	44	0.1782	7.84	4855	41.1510%	Fecal		CFU/100 mL	200	283.2	86400	-	38,364.1
5439000	2/19/1997	44	44	0.1782	7.84	4855	41.1510%	Fecal		CFU/100 mL	200	283.2	86400	-	38,364.1
5439000	6/2/1997	44	44	0.1782	7.84	4855	41.1510%	Fecal		CFU/100 mL	200	283.2	86400	-	38,364.1
5439000	1/21/1999	44	44	0.1782	7.84	4855	41.1510%	Fecal		CFU/100 mL	200	283.2	86400	-	38,364.1
5439000	4/4/1999	44	44	0.1782	7.84	4855	41.1510%	Fecal		CFU/100 mL	200	283.2	86400	-	38,364.1
5439000	4/11/1999	44	44	0.1782	7.84	4855	41.1510%	Fecal		CFU/100 mL	200	283.2	86400	-	38,364.1
5439000	9/30/1999	44	44	0.1782	7.84	4855	41.1510%	Fecal		CFU/100 mL	200	283.2	86400	-	38,364.1

Gage ID	Date	Discharge (CFS)	Gage Discharge (less Surrogate NPDES) (CFS)	Watershed Area Ratio	Calculated flow (CFS)	Rank	Flow Exceedance %	Parameter	Results	Units (mg or micro_gram	Limit/Standard	100mL/CF	sec/day	Actual Load (million colonies/day)	Allowable Load (million colonies/day)
5439000	10/4/2000	44	44	0.1782	7.84	4855	41.1510%	Fecal		CFU/100 mL	200	283.2	86400	-	38,364.1
5439000	5/1/2001	44	44	0.1782	7.84	4855	41.1510%	Fecal		CFU/100 mL	200	283.2	86400	-	38,364.1
5439000	5/13/2007	44	44	0.1782	7.84	4855	41.1510%	Fecal		CFU/100 mL	200	283.2	86400	-	38,364.1
5439000	12/6/2009	44	44	0.1782	7.84	4855	41.1510%	Fecal		CFU/100 mL	200	283.2	86400	-	38,364.1
5439000	1/11/2012	44	44	0.1782	7.84	4855	41.1510%	Fecal		CFU/100 mL	200	283.2	86400	-	38,364.1
5439000	2/24/2016	44	44	0.1782	7.84	4855	41.1510%	Fecal		CFU/100 mL	200	283.2	86400	-	38,364.1
5439000	2/22/2017	44	44	0.1782	7.84	4855	41.1510%	Fecal		CFU/100 mL	200	283.2	86400	-	38,364.1
5439000	11/29/2017	44	44	0.1782	7.84	4855	41.1510%	Fecal		CFU/100 mL	200	283.2	86400	-	38,364.1
5439000	3/18/2018	44	44	0.1782	7.84	4855	41.1510%	Fecal		CFU/100 mL	200	283.2	86400	-	38,364.1
5439000	2/1/2020	44	44	0.1782	7.84	4855	41.1510%	Fecal		CFU/100 mL	200	283.2	86400	-	38,364.1
5439000	3/30/2005	43.9	43.9	0.1782	7.82	4883	41.3884%	Fecal		CFU/100 mL	200	283.2	86400	-	38,276.9
5439000	2/23/2008	43.9	43.9	0.1782	7.82	4883	41.3884%	Fecal		CFU/100 mL	200	283.2	86400	-	38,276.9
5439000	6/17/2010	43.9	43.9	0.1782	7.82	4883	41.3884%	Fecal		CFU/100 mL	200	283.2	86400	-	38,276.9
5439000	12/8/2016	43.9	43.9	0.1782	7.82	4883	41.3884%	Fecal		CFU/100 mL	200	283.2	86400	-	38,276.9
5439000	11/15/2017	43.9	43.9	0.1782	7.82	4883	41.3884%	Fecal		CFU/100 mL	200	283.2	86400	-	38,276.9
5439000	4/21/2021	43.9	43.9	0.1782	7.82	4883	41.3884%	Fecal		CFU/100 mL	200	283.2	86400	-	38,276.9
5439000	8/20/1994	43.8	43.8	0.1782	7.80	4890	41.4477%	Fecal		CFU/100 mL	200	283.2	86400	-	38,189.7
5439000	5/7/2006	43.8	43.8	0.1782	7.80	4890	41.4477%	Fecal		CFU/100 mL	200	283.2	86400	-	38,189.7
5439000	1/14/2007	43.8	43.8	0.1782	7.80	4890	41.4477%	Fecal		CFU/100 mL	200	283.2	86400	-	38,189.7
5439000	6/20/2007	43.8	43.8	0.1782	7.80	4890	41.4477%	Fecal		CFU/100 mL	200	283.2	86400	-	38,189.7
5439000	1/29/2012	43.8	43.8	0.1782	7.80	4890	41.4477%	Fecal		CFU/100 mL	200	283.2	86400	-	38,189.7
5439000	3/27/2012	43.8	43.8	0.1782	7.80	4890	41.4477%	Fecal		CFU/100 mL	200	283.2	86400	-	38,189.7
5439000	10/13/2018	43.8	43.8	0.1782	7.80	4890	41.4477%	Fecal		CFU/100 mL	200	283.2	86400	-	38,189.7
5439000	7/11/2019	43.8	43.8	0.1782	7.80	4890	41.4477%	Fecal		CFU/100 mL	200	283.2	86400	-	38,189.7
5439000	7/1/2011	43.7	43.7	0.1782	7.79	4898	41.5155%	Fecal		CFU/100 mL	200	283.2	86400	-	38,102.6
5439000	2/15/2012	43.6	43.6	0.1782	7.77	4899	41.5240%	Fecal		CFU/100 mL	200	283.2	86400	-	38,015.4
5439000	6/11/2013	43.6	43.6	0.1782	7.77	4899	41.5240%	Fecal		CFU/100 mL	200	283.2	86400	-	38,015.4
5439000	2/22/2016	43.6	43.6	0.1782	7.77	4899	41.5240%	Fecal		CFU/100 mL	200	283.2	86400	-	38,015.4
5439000	6/29/2020	43.6	43.6	0.1782	7.77	4899	41.5240%	Fecal		CFU/100 mL	200	283.2	86400	-	38,015.4
5439000	5/23/2008	43.5	43.5	0.1782	7.75	4903	41.5579%	Fecal		CFU/100 mL	200	283.2	86400	-	37,928.2
5439000	7/18/2008	43.5	43.5	0.1782	7.75	4903	41.5579%	Fecal		CFU/100 mL	200	283.2	86400	-	37,928.2
5439000	1/29/2020	43.5	43.5	0.1782	7.75	4903	41.5579%	Fecal		CFU/100 mL	200	283.2	86400	-	37,928.2
5439000	10/17/2008	43.4	43.4	0.1782	7.73	4906	41.5833%	Fecal		CFU/100 mL	200	283.2	86400	-	37,841.0
5439000	5/21/2012	43.4	43.4	0.1782	7.73	4906	41.5833%	Fecal		CFU/100 mL	200	283.2	86400	-	37,841.0
5439000	5/27/2021	43.4	43.4	0.1782	7.73	4906	41.5833%	Fecal		CFU/100 mL	200	283.2	86400	-	37,841.0
5439000	10/29/1993	43.3	43.3	0.1782	7.71	4909	41.6087%	Fecal		CFU/100 mL	200	283.2	86400	-	37,753.8
5439000	4/2/2014	43.3	43.3	0.1782	7.71	4909	41.6087%	Fecal		CFU/100 mL	200	283.2	86400	-	37,753.8
5439000	2/23/2016	43.3	43.3	0.1782	7.71	4909	41.6087%	Fecal		CFU/100 mL	200	283.2	86400	-	37,753.8
5439000	3/18/2022	43.3	43.3	0.1459	6.32	5500	46.6181%	Fecal		CFU/100 mL	200	283.2	86400	-	30,923.0
5439000	5/17/2013	43.2	43.2	0.1782	7.70	4912	41.6342%	Fecal		CFU/100 mL	200	283.2	86400	-	37,666.6
5439000	4/23/2015	43.2	43.2	0.1782	7.70	4912	41.6342%	Fecal		CFU/100 mL	200	283.2	86400	-	37,666.6
5439000	12/19/2018	43.2	43.2	0.1782	7.70	4912	41.6342%	Fecal		CFU/100 mL	200	283.2	86400	-	37,666.6
5439000	6/17/2020	43.2	43.2	0.1782	7.70	4912	41.6342%	Fecal		CFU/100 mL	200	283.2	86400	-	37,666.6
5439000	5/26/2021	43.2	43.2	0.1782	7.70	4912	41.6342%	Fecal		CFU/100 mL	200	283.2	86400	-	37,666.6
5439000	3/31/2005	43.1	43.1	0.1782	7.68	4917	41.6766%	Fecal		CFU/100 mL	200	283.2	86400	-	37,579.4
5439000	5/22/2006	43.1	43.1	0.1782	7.68	4917	41.6766%	Fecal		CFU/100 mL	200	283.2	86400	-	37,579.4
5439000	7/25/2015	43.1	43.1	0.1782	7.68	4917	41.6766%	Fecal		CFU/100 mL	200	283.2	86400	-	37,579.4
5439000	3/19/2018	43.1	43.1	0.1782	7.68	4917	41.6766%	Fecal		CFU/100 mL	200	283.2	86400	-	37,579.4
5439000	6/15/2021	43.1	43.1	0.1782	7.68	4917	41.6766%	Fecal		CFU/100 mL	200	283.2	86400	-	37,579.4
5439000	4/12/1990	43	43	0.1782	7.66	4922	41.7189%	Fecal		CFU/100 mL	200	283.2	86400	-	37,492.2
5439000	4/30/1990	43	43	0.1782	7.66	4922	41.7189%	Fecal		CFU/100 mL	200	283.2	86400	-	37,492.2
5439000	7/8/1990	43	43	0.1782	7.66	4922	41.7189%	Fecal		CFU/100 mL	200	283.2	86400	-	37,492.2
5439000	11/13/1990	43	43	0.1782	7.66	4922	41.7189%	Fecal		CFU/100 mL	200	283.2	86400	-	37,492.2
5439000	1/2/1991	43	43	0.1782	7.66	4922	41.7189%	Fecal		CFU/100 mL	200	283.2	86400	-	37,492.2
5439000	2/24/1991	43	43	0.1782	7.66	4922	41.7189%	Fecal		CFU/100 mL	200	283.2	86400	-	37,492.2
5439000	3/8/1991	43	43	0.1782	7.66	4922	41.7189%	Fecal		CFU/100 mL	200	283.2	86400	-	37,492.2
5439000	5/4/1991	43	43	0.1782	7.66	4922	41.7189%	Fecal		CFU/100 mL	200	283.2	86400	-	37,492.2
5439000	4/4/1992	43	43	0.1782	7.66	4922	41.7189%	Fecal		CFU/100 mL	200	283.2	86400	-	37,492.2
5439000	5/9/1992	43	43	0.1782	7.66	4922	41.7189%	Fecal		CFU/100 mL	200	283.2	86400	-	37,492.2
5439000	5/26/1993	43	43	0.1782	7.66	4922	41.7189%	Fecal		CFU/100 mL	200	283.2	86400	-	37,492.2
5439000	5/27/1993	43	43	0.1782	7.66	4922	41.7189%	Fecal		CFU/100 mL	200	283.2	86400	-	37,492.2
5439000	5/30/1993	43	43	0.1782	7.66	4922	41.7189%	Fecal		CFU/100 mL	200	283.2	86400	-	37,492.2
5439000	7/12/1993	43	43	0.1782	7.66	4922	41.7189%	Fecal		CFU/100 mL	200	283.2	86400	-	37,492.2
5439000	12/14/1994	43	43	0.1782	7.66	4922	41.7189%	Fecal		CFU/100 mL	200	283.2	86400	-	37,492.2
5439000	12/16/1994	43	43	0.1782	7.66	4922	41.7189%	Fecal		CFU/100 mL	200	283.2	86400	-	37,492.2
5439000	2/24/1995	43	43	0.1782	7.66	4922	41.7189%	Fecal		CFU/100 mL	200	283.2	86400	-	37,492.2
5439000	3/26/1995	43	43	0.1782	7.66	4922	41.7189%	Fecal		CFU/100 mL	200	283.2	86400	-	37,492.2
5439000	4/6/1995	43	43	0.1782	7.66	4922	41.7189%	Fecal		CFU/100 mL	200	283.2	86400	-	37,492.2
5439000	6/25/1995	43	43	0.1782	7.66	4922	41.7189%	Fecal		CFU/100 mL	200	283.2	86400	-	37,492.2
5439000	8/17/1995	43	43	0.1782	7.66	4922	41.7189%	Fecal		CFU/100 mL	200	283.2	86400	-	37,492.2
5439000	11/24/1995	43	43	0.1782	7.66	4922	41.7189%	Fecal		CFU/100 mL	200	283.2	86400	-	37,492.2
5439000	11/25/1995	43	43	0.1782	7.66	4922	41.7189%	Fecal		CFU/100 mL	200	283.2	86400	-	37,492.2
5439000	11/27/1995	43	43	0.1782	7.66	4922	41.7189%	Fecal		CFU/100 mL	200	283.2	86400	-	37,492.2
5439000	8/24/1996	43	43	0.1782	7.66	4922	41.7189%	Fecal		CFU/100 mL	200	283.2	86400	-	37,492.2
5439000	1/8/1997	43	43	0.1782	7.66	4922	41.7189%	Fecal		CFU/100 mL	200	283.2	86400	-	37,492.2
5439000	4/24/1997	43	43	0.1782	7.66	4922	41.7189%	Fecal		CFU/100 mL	200	283.2	86400	-	37,492.2
5439000	2/2/1998	43	43	0.1782	7.66	4922	41.7189%	Fecal		CFU/100 mL	200	283.2	86400	-	37,492.2
5439000	6/6/1998	43	43	0.1782	7.66	4922	41.7189%	Fecal		CFU/100 mL	200	283.2	86400	-	37,492.2
5439000	6/29/1998	43	43	0.1782	7.66	4922	41.7189%	Fecal		CFU/100 mL	200	283.2	86400	-	37,492.2
5439000	4/10/1999	43	43	0.1782	7.66	4922	41.7189%	Fecal		CFU/100 mL	200	283.2	86400	-	37,492.2
5439000	3/7/2000	43	43	0.1782	7.66	4922	41.7189%	Fecal		CFU/100 mL	200	283.2	86400	-	37,492.2
5439000	5/20/2000	43	43	0.1782	7.66	4922	41.7189%	Fecal		CFU/100 mL	200	283.2	86400	-	37,492.2
5439000	5/22/2000	43	43	0.1782	7.66	4922	41.7189%	Fecal		CFU/100 mL	200	283.2	86400	-	37,492.2
5439000	8/6/2000	43	43	0.1782	7.66	4922	41.7189%	Fecal		CFU/100 mL	200	283.2	86400	-	37,492.2
5439000	4/30/2001	43	43	0.1782	7.66	4922	41.7189%	Fecal		CFU/100 mL	200	283.2	86400	-	37,492.2
5439000	7/3/2004	43	43	0.1782	7.66	4922	41.7189%	Fecal		CFU/100 mL	200	283.2	86400	-	37,492.2
5439000	3/29/2017	43	43	0.1782	7.66	4922	41.7189%	Fecal		CFU/100 mL	200	283.2	86400	-	37,492.2
5439000	6/4/2003	42.9	42.9	0.1782	7.64	4960	42.0410%	Fecal		CFU/100 mL	200	283.2	86400	-	37,405.0
5439000	6/16/2006	42.9	42.9	0.1782	7.64	4960	42.0410%	Fecal		CFU/100 mL	200	283.2	86400	-	37,405.0
5439000	6/30/2006	42.9	42.9	0.1782	7.64	4960	42.0410%	Fecal		CFU/100 mL	200	283.2	86400	-	37,405.0
5439000	5/20/2012	42.9	42.9	0.1782	7.64	4960	42.0410%	Fecal		CFU/100 mL	200	283.2	86400	-	37,405.0
5439000	11/7/2018	42.9	42.9	0.1782	7.64	4960	42.0410%	Fecal		CFU/100 mL	200	283.2	86400	-	37,405.0
5439000	12/18/2018	42.9	42.9	0.1782	7.64	4960	42.0410%	Fecal		CFU/100 mL	200	283.2	86400	-	37,405.0
5439000	6/1/2021	42.9	42.9	0.1782	7.64	4960	42.0410%	Fecal		CFU/100 mL	200	283.2	86400	-	37,405.0
5439000	10/27/1993	42.8	42.8	0.1782	7.63	4967	42.1004%	Fecal		CFU/100 mL	200	283.2	86400	-	37,317.8
5439000	6/28/2004	42.8	42.8	0.1782	7.63	4967	42.1004%	Fecal		CFU/100 mL	200	283.2	86400	-	37,317.8
5439000	1/19/2019	42.8	42.8	0.1782	7.63	4967	42.1004%	Fecal		CFU/100 mL	200	283.2	86400	-	37,317.8
5439000	4/21/2006	42.7	42.7	0.1782	7.61	4970	42.1258%	Fecal		CFU/100 mL	200	283.2	86400	-	37,230.6
5439000	3/31/2015	42.7	42.7	0.1782	7.61	4970	42.1258%	Fecal		CFU/100 mL	200	283.2	86400	-	37,230.6
5439000	4/4/2015	42.7	42.7	0.1782	7.61	4970	42.1258%	Fecal		CFU/100 mL	200	283.2	86400	-	37,230.6
5439000	5/31/2006	42.6	42.6	0.1782	7.59	4973	42.1512%	Fecal		CFU/100 mL	200	283.2	86400	-	37,143.5
5439000	12/1/2011	42.6	42.6	0.1782	7.59	4973	42.1512%	Fecal		CFU/100 mL	200	283.2	86400	-	37,143.5
5439000	1/9/2012	42.6	42.6	0.1782	7.59	4973	42.1512%	Fecal		CFU/100 mL	200	283.2	86400	-	37,143.5
5439000	3/13/2005	42.5	42.5	0.1782	7.57	4976	42.1766%	Fecal		CFU/100 mL	200	283.2	86400	-	37,056.3
5439000	2/16/2008	42.5	42.5	0.1782	7.57	4976	42.1766%	Fecal		CFU/100 mL	200	283.2	86400	-	37,056.3
5439000	10/20/2008	42.5	42.5	0.1782	7.57	4976	42.1766%	Fecal		CFU/100 mL	200	283.2	86400	-	37,056.3
5439000	7/5/2010	42.5	42.5	0.1782	7.57	4976	42.1766%	Fecal		CFU/100 mL	200	283.2	86400	-	37,056.3
5439000	4/3/2018	42.5	42.5	0.1782	7.57	4976	42.1766%	Fecal		CFU/100 mL	200	283.2	86400	-	37,056.3
5439000	12/8/1993	42.4	42.4	0.1782	7.55	4981	42.2190%	Fecal		CFU/100 mL	200	283.2	86400	-	36,969.1
5439000	8/5/2017	42.4	42.4	0.1782	7.55	4981	42.2190%	Fecal		CFU/100 mL	200	283.2	86400	-	36,969.1
5439000	11/27/2020	42.4	42.4	0.1782	7.55	4981	42.2190%	Fecal		CFU/100 mL	200	283.2	86400	-	36,969.1
5439000	1/13/2009	42.3	42.3	0.1782	7.54	4984	42.2444%	Fecal		CFU/100 mL	200	283.2	86400	-	36,881.9
5439000	11/24/2009	42.3	42.3	0.1782	7.54	4984	42.2444%	Fecal		CFU/100 mL	200	283.2	86400	-	36,881.9
5439000	12/12/2009	42.3	42.3	0.1782	7.54	4984	42.2444%	Fecal		CFU/100 mL	200	283.2	86400	-	36,881.9
5439000	4/1/2012	42.3	42.3	0.1782	7.54	4984	42.2444%	Fecal		CFU/100 mL	200	283.2	86400	-	36,881.9
5439000	2/21/2017	42.3	42.3	0.1782	7.54	4984	42.2444%	Fecal		CFU/100 mL	200	283.2	86400	-	36,881.9
5439000	1/15/2018	42.3	42.3	0.1782	7.54	4984	42.2444%	Fecal		CFU/100 mL	200	283.2	86400	-	36,881.9
5439000	11/26/1993	42.2	42.2	0.1782	7.52	4990	42.2953%	Fecal		CFU/100 mL	200	283.2	86400	-	36,794.7
5439000	5/4/2004	42.2	42.2	0.1782	7.52	4990	42.2953%	Fecal		CFU/100 mL	200	283.2	86400	-	36,794.7
5439000	11/23/2008	42.2	42.2	0.1782	7.52	4990	42.2953%	Fecal		CFU/100 mL	200	283.2	86400	-	36,794.7
5439000	5/21/2013	42.2	42.2	0.1782	7.52	4990	42.2953%	Fecal		CFU/100 mL	200	283.2	86400	-	36,794.7
5439000	7/14/2013	42.2	42.2	0.1782	7.52	4990	42.2953%	Fecal		CFU/100 mL	200	283.2	86400	-	36,794.7
5439000	5/2/2014	42.2	42.2	0.1782	7.52	4990	42.2953%	Fecal		CFU/100 mL	200	283.2	86400	-	36,794.7
5439000	6/2/2021	42.2	42.2	0.1782	7.52	4990	42.2953%	Fecal		CFU/100 mL	200	283.2	86400	-	36,794.7
5439000	4/8/2015	42.1	42.1	0.1782	7.50	4997	42.3546%	Fecal		CFU/100 mL	200	283.2	86400	-	36,707.5

Gage ID	Date	Discharge (CFS)	Gage Discharge (less Surrogate NPDES) (CFS)	Watershed Area Ratio	Calculated flow (CFS)	Rank	Flow Exceedance %	Parameter	Results	Units (mg or micro_gram	Limit/Standard	100mL/CF	sec/day	Actual Load (million colonies/day)	Allowable Load (million colonies/day)
5439000	12/1/2017	42.1	42.1	0.1782	7.50	4997	42.3546%	Fecal		CFU/100 mL	200	283.2	86400	-	36,707.5
5439000	12/4/2017	42.1	42.1	0.1782	7.50	4997	42.3546%	Fecal		CFU/100 mL	200	283.2	86400	-	36,707.5
5439000	4/22/2021	42.1	42.1	0.1782	7.50	4997	42.3546%	Fecal		CFU/100 mL	200	283.2	86400	-	36,707.5
5439000	6/10/1990	42	42	0.1782	7.48	5001	42.3885%	Fecal		CFU/100 mL	200	283.2	86400	-	36,620.3
5439000	8/14/1990	42	42	0.1782	7.48	5001	42.3885%	Fecal		CFU/100 mL	200	283.2	86400	-	36,620.3
5439000	11/21/1991	42	42	0.1782	7.48	5001	42.3885%	Fecal		CFU/100 mL	200	283.2	86400	-	36,620.3
5439000	5/8/1992	42	42	0.1782	7.48	5001	42.3885%	Fecal		CFU/100 mL	200	283.2	86400	-	36,620.3
5439000	12/15/1994	42	42	0.1782	7.48	5001	42.3885%	Fecal		CFU/100 mL	200	283.2	86400	-	36,620.3
5439000	2/8/1995	42	42	0.1782	7.48	5001	42.3885%	Fecal		CFU/100 mL	200	283.2	86400	-	36,620.3
5439000	3/25/1995	42	42	0.1782	7.48	5001	42.3885%	Fecal		CFU/100 mL	200	283.2	86400	-	36,620.3
5439000	4/5/1995	42	42	0.1782	7.48	5001	42.3885%	Fecal		CFU/100 mL	200	283.2	86400	-	36,620.3
5439000	6/30/1995	42	42	0.1782	7.48	5001	42.3885%	Fecal		CFU/100 mL	200	283.2	86400	-	36,620.3
5439000	7/7/1995	42	42	0.1782	7.48	5001	42.3885%	Fecal		CFU/100 mL	200	283.2	86400	-	36,620.3
5439000	1/24/1997	42	42	0.1782	7.48	5001	42.3885%	Fecal		CFU/100 mL	200	283.2	86400	-	36,620.3
5439000	4/11/1997	42	42	0.1782	7.48	5001	42.3885%	Fecal		CFU/100 mL	200	283.2	86400	-	36,620.3
5439000	4/30/1997	42	42	0.1782	7.48	5001	42.3885%	Fecal		CFU/100 mL	200	283.2	86400	-	36,620.3
5439000	1/18/1998	42	42	0.1782	7.48	5001	42.3885%	Fecal		CFU/100 mL	200	283.2	86400	-	36,620.3
5439000	10/26/1998	42	42	0.1782	7.48	5001	42.3885%	Fecal		CFU/100 mL	200	283.2	86400	-	36,620.3
5439000	10/27/1998	42	42	0.1782	7.48	5001	42.3885%	Fecal		CFU/100 mL	200	283.2	86400	-	36,620.3
5439000	4/2/1999	42	42	0.1782	7.48	5001	42.3885%	Fecal		CFU/100 mL	200	283.2	86400	-	36,620.3
5439000	3/8/2000	42	42	0.1782	7.48	5001	42.3885%	Fecal		CFU/100 mL	200	283.2	86400	-	36,620.3
5439000	3/9/2000	42	42	0.1782	7.48	5001	42.3885%	Fecal		CFU/100 mL	200	283.2	86400	-	36,620.3
5439000	6/19/2001	42	42	0.1782	7.48	5001	42.3885%	Fecal		CFU/100 mL	200	283.2	86400	-	36,620.3
5439000	7/8/2009	42	42	0.1782	7.48	5001	42.3885%	Fecal		CFU/100 mL	200	283.2	86400	-	36,620.3
5439000	12/15/2009	42	42	0.1782	7.48	5001	42.3885%	Fecal		CFU/100 mL	200	283.2	86400	-	36,620.3
5439000	7/31/2010	42	42	0.1782	7.48	5001	42.3885%	Fecal		CFU/100 mL	200	283.2	86400	-	36,620.3
5439000	7/25/2011	42	42	0.1782	7.48	5001	42.3885%	Fecal		CFU/100 mL	200	283.2	86400	-	36,620.3
5439000	1/12/2012	42	42	0.1782	7.48	5001	42.3885%	Fecal		CFU/100 mL	200	283.2	86400	-	36,620.3
5439000	1/15/2012	42	42	0.1782	7.48	5001	42.3885%	Fecal		CFU/100 mL	200	283.2	86400	-	36,620.3
5439000	4/20/2012	42	42	0.1782	7.48	5001	42.3885%	Fecal		CFU/100 mL	200	283.2	86400	-	36,620.3
5439000	3/26/2013	42	42	0.1782	7.48	5001	42.3885%	Fecal		CFU/100 mL	200	283.2	86400	-	36,620.3
5439000	4/5/2015	42	42	0.1782	7.48	5001	42.3885%	Fecal		CFU/100 mL	200	283.2	86400	-	36,620.3
5439000	2/10/2016	42	42	0.1782	7.48	5001	42.3885%	Fecal		CFU/100 mL	200	283.2	86400	-	36,620.3
5439000	6/18/2020	42	42	0.1782	7.48	5001	42.3885%	Fecal		CFU/100 mL	200	283.2	86400	-	36,620.3
5439000	7/11/2003	41.9	41.9	0.1782	7.47	5032	42.6513%	Fecal		CFU/100 mL	200	283.2	86400	-	36,533.1
5439000	12/7/2009	41.9	41.9	0.1782	7.47	5032	42.6513%	Fecal		CFU/100 mL	200	283.2	86400	-	36,533.1
5439000	1/15/2010	41.9	41.9	0.1782	7.47	5032	42.6513%	Fecal		CFU/100 mL	200	283.2	86400	-	36,533.1
5439000	2/6/2010	41.9	41.9	0.1782	7.47	5032	42.6513%	Fecal		CFU/100 mL	200	283.2	86400	-	36,533.1
5439000	1/8/2012	41.9	41.9	0.1782	7.47	5032	42.6513%	Fecal		CFU/100 mL	200	283.2	86400	-	36,533.1
5439000	1/30/2020	41.9	41.9	0.1782	7.47	5032	42.6513%	Fecal		CFU/100 mL	200	283.2	86400	-	36,533.1
5439000	1/13/2007	41.8	41.8	0.1782	7.45	5038	42.7022%	Fecal		CFU/100 mL	200	283.2	86400	-	36,445.9
5439000	1/16/2018	41.8	41.8	0.1782	7.45	5038	42.7022%	Fecal		CFU/100 mL	200	283.2	86400	-	36,445.9
5439000	3/28/2018	41.8	41.8	0.1782	7.45	5038	42.7022%	Fecal		CFU/100 mL	200	283.2	86400	-	36,445.9
5439000	11/6/2018	41.8	41.8	0.1782	7.45	5038	42.7022%	Fecal		CFU/100 mL	200	283.2	86400	-	36,445.9
5439000	2/14/2017	41.7	41.7	0.1782	7.43	5042	42.7361%	Fecal		CFU/100 mL	200	283.2	86400	-	36,358.7
5439000	4/15/2018	41.7	41.7	0.1782	7.43	5042	42.7361%	Fecal		CFU/100 mL	200	283.2	86400	-	36,358.7
5439000	12/19/2019	41.7	41.7	0.1782	7.43	5042	42.7361%	Fecal		CFU/100 mL	200	283.2	86400	-	36,358.7
5439000	9/15/2007	41.6	41.6	0.1782	7.41	5045	42.7615%	Fecal		CFU/100 mL	200	283.2	86400	-	36,271.5
5439000	11/22/2008	41.6	41.6	0.1782	7.41	5045	42.7615%	Fecal		CFU/100 mL	200	283.2	86400	-	36,271.5
5439000	5/1/2010	41.6	41.6	0.1782	7.41	5045	42.7615%	Fecal		CFU/100 mL	200	283.2	86400	-	36,271.5
5439000	4/6/2011	41.6	41.6	0.1782	7.41	5045	42.7615%	Fecal		CFU/100 mL	200	283.2	86400	-	36,271.5
5439000	1/30/2016	41.6	41.6	0.1782	7.41	5045	42.7615%	Fecal		CFU/100 mL	200	283.2	86400	-	36,271.5
5439000	7/26/2019	41.6	41.6	0.1782	7.41	5045	42.7615%	Fecal		CFU/100 mL	200	283.2	86400	-	36,271.5
5439000	5/21/2021	41.6	41.6	0.1782	7.41	5045	42.7615%	Fecal		CFU/100 mL	200	283.2	86400	-	36,271.5
5439000	6/22/2008	41.5	41.5	0.1782	7.39	5052	42.8208%	Fecal		CFU/100 mL	200	283.2	86400	-	36,184.3
5439000	4/30/2010	41.5	41.5	0.1782	7.39	5052	42.8208%	Fecal		CFU/100 mL	200	283.2	86400	-	36,184.3
5439000	1/30/2012	41.5	41.5	0.1782	7.39	5052	42.8208%	Fecal		CFU/100 mL	200	283.2	86400	-	36,184.3
5439000	3/26/2012	41.5	41.5	0.1782	7.39	5052	42.8208%	Fecal		CFU/100 mL	200	283.2	86400	-	36,184.3
5439000	3/21/2017	41.5	41.5	0.1782	7.39	5052	42.8208%	Fecal		CFU/100 mL	200	283.2	86400	-	36,184.3
5439000	3/29/2018	41.5	41.5	0.1782	7.39	5052	42.8208%	Fecal		CFU/100 mL	200	283.2	86400	-	36,184.3
5439000	1/31/2020	41.5	41.5	0.1782	7.39	5052	42.8208%	Fecal		CFU/100 mL	200	283.2	86400	-	36,184.3
5439000	12/15/1993	41.4	41.4	0.1782	7.38	5059	42.8801%	Fecal		CFU/100 mL	200	283.2	86400	-	36,097.2
5439000	4/5/2002	41.4	41.4	0.1782	7.38	5059	42.8801%	Fecal		CFU/100 mL	200	283.2	86400	-	36,097.2
5439000	4/20/2004	41.4	41.4	0.1782	7.38	5059	42.8801%	Fecal		CFU/100 mL	200	283.2	86400	-	36,097.2
5439000	7/7/2010	41.4	41.4	0.1782	7.38	5059	42.8801%	Fecal		CFU/100 mL	200	283.2	86400	-	36,097.2
5439000	5/22/2012	41.4	41.4	0.1782	7.38	5059	42.8801%	Fecal		CFU/100 mL	200	283.2	86400	-	36,097.2
5439000	5/23/2014	41.4	41.4	0.1782	7.38	5059	42.8801%	Fecal		CFU/100 mL	200	283.2	86400	-	36,097.2
5439000	2/22/2019	41.4	41.4	0.1782	7.38	5059	42.8801%	Fecal		CFU/100 mL	200	283.2	86400	-	36,097.2
5439000	2/16/2002	41.3	41.3	0.1782	7.36	5066	42.9395%	Fecal		CFU/100 mL	200	283.2	86400	-	36,010.0
5439000	3/26/2005	41.3	41.3	0.1782	7.36	5066	42.9395%	Fecal		CFU/100 mL	200	283.2	86400	-	36,010.0
5439000	3/2/2010	41.3	41.3	0.1782	7.36	5066	42.9395%	Fecal		CFU/100 mL	200	283.2	86400	-	36,010.0
5439000	7/2/2011	41.3	41.3	0.1782	7.36	5066	42.9395%	Fecal		CFU/100 mL	200	283.2	86400	-	36,010.0
5439000	3/30/2015	41.3	41.3	0.1782	7.36	5066	42.9395%	Fecal		CFU/100 mL	200	283.2	86400	-	36,010.0
5439000	9/2/2016	41.3	41.3	0.1782	7.36	5066	42.9395%	Fecal		CFU/100 mL	200	283.2	86400	-	36,010.0
5439000	2/14/2008	41.2	41.2	0.1782	7.34	5072	42.9903%	Fecal		CFU/100 mL	200	283.2	86400	-	35,922.8
5439000	12/8/2009	41.2	41.2	0.1782	7.34	5072	42.9903%	Fecal		CFU/100 mL	200	283.2	86400	-	35,922.8
5439000	5/23/2013	41.2	41.2	0.1782	7.34	5072	42.9903%	Fecal		CFU/100 mL	200	283.2	86400	-	35,922.8
5439000	3/19/2017	41.2	41.2	0.1782	7.34	5072	42.9903%	Fecal		CFU/100 mL	200	283.2	86400	-	35,922.8
5439000	7/21/2021	41.2	41.2	0.1782	7.34	5072	42.9903%	Fecal		CFU/100 mL	200	283.2	86400	-	35,922.8
5439000	6/27/2002	41.1	41.1	0.1782	7.32	5077	43.0327%	Fecal		CFU/100 mL	200	283.2	86400	-	35,835.6
5439000	7/24/2008	41.1	41.1	0.1782	7.32	5077	43.0327%	Fecal		CFU/100 mL	200	283.2	86400	-	35,835.6
5439000	11/19/2009	41.1	41.1	0.1782	7.32	5077	43.0327%	Fecal		CFU/100 mL	200	283.2	86400	-	35,835.6
5439000	1/19/1990	41	41	0.1782	7.30	5080	43.0581%	Fecal		CFU/100 mL	200	283.2	86400	-	35,748.4
5439000	7/25/1990	41	41	0.1782	7.30	5080	43.0581%	Fecal		CFU/100 mL	200	283.2	86400	-	35,748.4
5439000	7/29/1990	41	41	0.1782	7.30	5080	43.0581%	Fecal		CFU/100 mL	200	283.2	86400	-	35,748.4
5439000	8/11/1990	41	41	0.1782	7.30	5080	43.0581%	Fecal		CFU/100 mL	200	283.2	86400	-	35,748.4
5439000	11/14/1990	41	41	0.1782	7.30	5080	43.0581%	Fecal		CFU/100 mL	200	283.2	86400	-	35,748.4
5439000	11/15/1990	41	41	0.1782	7.30	5080	43.0581%	Fecal		CFU/100 mL	200	283.2	86400	-	35,748.4
5439000	3/1/1991	41	41	0.1782	7.30	5080	43.0581%	Fecal		CFU/100 mL	200	283.2	86400	-	35,748.4
5439000	12/25/1991	41	41	0.1782	7.30	5080	43.0581%	Fecal		CFU/100 mL	200	283.2	86400	-	35,748.4
5439000	1/31/1992	41	41	0.1782	7.30	5080	43.0581%	Fecal		CFU/100 mL	200	283.2	86400	-	35,748.4
5439000	2/1/1992	41	41	0.1782	7.30	5080	43.0581%	Fecal		CFU/100 mL	200	283.2	86400	-	35,748.4
5439000	5/6/1992	41	41	0.1782	7.30	5080	43.0581%	Fecal		CFU/100 mL	200	283.2	86400	-	35,748.4
5439000	7/13/1993	41	41	0.1782	7.30	5080	43.0581%	Fecal		CFU/100 mL	200	283.2	86400	-	35,748.4
5439000	8/27/1993	41	41	0.1782	7.30	5080	43.0581%	Fecal		CFU/100 mL	200	283.2	86400	-	35,748.4
5439000	9/24/1993	41	41	0.1782	7.30	5080	43.0581%	Fecal		CFU/100 mL	200	283.2	86400	-	35,748.4
5439000	11/26/1995	41	41	0.1782	7.30	5080	43.0581%	Fecal		CFU/100 mL	200	283.2	86400	-	35,748.4
5439000	7/7/1996	41	41	0.1782	7.30	5080	43.0581%	Fecal		CFU/100 mL	200	283.2	86400	-	35,748.4
5439000	6/3/1997	41	41	0.1782	7.30	5080	43.0581%	Fecal		CFU/100 mL	200	283.2	86400	-	35,748.4
5439000	6/30/1998	41	41	0.1782	7.30	5080	43.0581%	Fecal		CFU/100 mL	200	283.2	86400	-	35,748.4
5439000	11/20/1998	41	41	0.1782	7.30	5080	43.0581%	Fecal		CFU/100 mL	200	283.2	86400	-	35,748.4
5439000	4/3/1999	41	41	0.1782	7.30	5080	43.0581%	Fecal		CFU/100 mL	200	283.2	86400	-	35,748.4
5439000	5/2/2001	41	41	0.1782	7.30	5080	43.0581%	Fecal		CFU/100 mL	200	283.2	86400	-	35,748.4
5439000	5/4/2001	41	41	0.1782	7.30	5080	43.0581%	Fecal		CFU/100 mL	200	283.2	86400	-	35,748.4
5439000	8/23/2002	41	41	0.1782	7.30	5080	43.0581%	Fecal		CFU/100 mL	200	283.2	86400	-	35,748.4
5439000	7/4/2007	41	41	0.1782	7.30	5080	43.0581%	Fecal		CFU/100 mL	200	283.2	86400	-	35,748.4
5439000	11/20/2011	41	41	0.1782	7.30	5080	43.0581%	Fecal		CFU/100 mL	200	283.2	86400	-	35,748.4
5439000	1/13/2012	41	41	0.1782	7.30	5080	43.0581%	Fecal		CFU/100 mL	200	283.2	86400	-	35,748.4
5439000	2/26/2017	41	41	0.1782	7.30	5080	43.0581%	Fecal		CFU/100 mL	200	283.2	86400	-	35,748.4
5439000	3/20/2018	41	41	0.1782	7.30	5080	43.0581%	Fecal		CFU/100 mL	200	283.2	86400	-	35,748.4
5439000	4/6/2002	40.9	40.9	0.1782	7.29	5108	43.2955%	Fecal		CFU/100 mL	200	283.2	86400	-	35,661.2
5439000	7/15/2018	40.9	40.9	0.1782	7.29	5108	43.2955%	Fecal		CFU/100 mL	200	283.2	86400	-	35,661.2
5439000	10/31/2013	40.8	40.8	0.1782	7.27	5110	43.3124%	Fecal		CFU/100 mL	200	283.2	86400	-	35,574.0
5439000	11/1/2016	40.8	40.8	0.1782	7.27	5110	43.3124%	Fecal		CFU/100 mL	200	283.2	86400	-	35,574.0
5439000	11/3/2017	40.8	40.8	0.1782	7.27	5110	43.3124%	Fecal		CFU/100 mL	200	283.2	86400	-	35,574.0
5439000	12/18/2019	40.8	40.8	0.1782	7.27	5110	43.3124%	Fecal		CFU/100 mL	200	283.2	86400	-	35,574.0
5439000	3/15/2006	40.7	40.7	0.1782	7.25	5114	43.3463%	Fecal		CFU/100 mL	200	283.2	86400	-	35,486.8
5439000	6/9/2007	40.7	40.7	0.1782	7.25	5114	43.3463%	Fecal		CFU/100 mL	200	283.2	86400	-	35,486.8
5439000	2/23/2012	40.7	40.7	0.1782	7.25	5114	43.3463%	Fecal		CFU/100 mL	200	283.2	86400	-	35,486.8
5439000	4/11/2004	40.6	40.6	0.1782	7.23	5117	43.3718%	Fecal		CFU/100 mL	200	283.2	86400	-	35,399.6
5439000	6/1/2010	40.6	40.6	0.1782	7.23	5117	43.3718%	Fecal		CFU/100 mL	200	283.2	86400	-	35,399.6
5439000	12/9/2016	40.6	40.6	0.1782	7.23	5117	43.3718%	Fecal		CFU/100 mL	200	283.2	86400	-	35,399.6
5439000	12/2/2017	40.6	40.6	0.1782	7.23	5117	43.3718%	Fecal		CFU/100 mL	200	283.2	86400	-	35,399.6
5439000	1/27/2018	40.6	40.6	0.1782	7.23	5117	43.3718%	Fecal		CFU/100 mL	200	283.2	86400	-	35,399.6
5439000	3/31/2018	40.6	40.6	0.1782	7.23	5117	43.3718%	Fecal		CFU/100 mL	200	283.2	86400	-	35,399.6

Gage ID	Date	Discharge (CFS)	Gage Discharge (less Surrogate NPDES) (CFS)	Watershed Area Ratio	Calculated flow (CFS)	Rank	Flow Exceedance %	Parameter	Results	Units (mg or micro_gram	Limit/Standard	100mL/CF	sec/day	Actual Load (million colonies/day)	Allowable Load (million colonies/day)
5439000	6/5/2018	40.6	40.6	0.1782	7.23	5117	43.3718%	Fecal		CFU/100 mL	200	283.2	86400	-	35,399.6
5439000	6/19/2020	40.6	40.6	0.1782	7.23	5117	43.3718%	Fecal		CFU/100 mL	200	283.2	86400	-	35,399.6
5439000	7/1/2020	40.6	40.6	0.1782	7.23	5117	43.3718%	Fecal		CFU/100 mL	200	283.2	86400	-	35,399.6
5439000	12/17/1993	40.5	40.5	0.1782	7.22	5126	43.4480%	Fecal		CFU/100 mL	200	283.2	86400	-	35,312.4
5439000	4/4/2002	40.5	40.5	0.1782	7.22	5126	43.4480%	Fecal		CFU/100 mL	200	283.2	86400	-	35,312.4
5439000	5/25/2008	40.5	40.5	0.1782	7.22	5126	43.4480%	Fecal		CFU/100 mL	200	283.2	86400	-	35,312.4
5439000	6/9/2013	40.5	40.5	0.1782	7.22	5126	43.4480%	Fecal		CFU/100 mL	200	283.2	86400	-	35,312.4
5439000	7/1/2016	40.5	40.5	0.1782	7.22	5126	43.4480%	Fecal		CFU/100 mL	200	283.2	86400	-	35,312.4
5439000	8/31/2009	40.4	40.4	0.1782	7.20	5131	43.4904%	Fecal		CFU/100 mL	200	283.2	86400	-	35,225.2
5439000	4/29/2010	40.4	40.4	0.1782	7.20	5131	43.4904%	Fecal		CFU/100 mL	200	283.2	86400	-	35,225.2
5439000	4/23/2021	40.4	40.4	0.1782	7.20	5131	43.4904%	Fecal		CFU/100 mL	200	283.2	86400	-	35,225.2
5439000	5/8/2006	40.3	40.3	0.1782	7.18	5134	43.5159%	Fecal		CFU/100 mL	200	283.2	86400	-	35,138.1
5439000	5/23/2006	40.3	40.3	0.1782	7.18	5134	43.5159%	Fecal		CFU/100 mL	200	283.2	86400	-	35,138.1
5439000	2/12/2008	40.3	40.3	0.1782	7.18	5134	43.5159%	Fecal		CFU/100 mL	200	283.2	86400	-	35,138.1
5439000	11/11/2008	40.3	40.3	0.1782	7.18	5134	43.5159%	Fecal		CFU/100 mL	200	283.2	86400	-	35,138.1
5439000	12/31/2016	40.3	40.3	0.1782	7.18	5134	43.5159%	Fecal		CFU/100 mL	200	283.2	86400	-	35,138.1
5439000	12/3/2017	40.3	40.3	0.1782	7.18	5134	43.5159%	Fecal		CFU/100 mL	200	283.2	86400	-	35,138.1
5439000	12/16/1993	40.2	40.2	0.1782	7.16	5140	43.5667%	Fecal		CFU/100 mL	200	283.2	86400	-	35,050.9
5439000	4/3/1994	40.2	40.2	0.1782	7.16	5140	43.5667%	Fecal		CFU/100 mL	200	283.2	86400	-	35,050.9
5439000	5/19/2005	40.2	40.2	0.1782	7.16	5140	43.5667%	Fecal		CFU/100 mL	200	283.2	86400	-	35,050.9
5439000	1/29/2016	40.2	40.2	0.1782	7.16	5140	43.5667%	Fecal		CFU/100 mL	200	283.2	86400	-	35,050.9
5439000	1/17/2018	40.2	40.2	0.1782	7.16	5140	43.5667%	Fecal		CFU/100 mL	200	283.2	86400	-	35,050.9
5439000	7/12/2019	40.2	40.2	0.1782	7.16	5140	43.5667%	Fecal		CFU/100 mL	200	283.2	86400	-	35,050.9
5439000	4/28/2010	40.1	40.1	0.1782	7.14	5146	43.6176%	Fecal		CFU/100 mL	200	283.2	86400	-	34,963.7
5439000	5/24/2012	40.1	40.1	0.1782	7.14	5146	43.6176%	Fecal		CFU/100 mL	200	283.2	86400	-	34,963.7
5439000	6/10/2013	40.1	40.1	0.1782	7.14	5146	43.6176%	Fecal		CFU/100 mL	200	283.2	86400	-	34,963.7
5439000	4/22/2014	40.1	40.1	0.1782	7.14	5146	43.6176%	Fecal		CFU/100 mL	200	283.2	86400	-	34,963.7
5439000	11/7/2016	40.1	40.1	0.1782	7.14	5146	43.6176%	Fecal		CFU/100 mL	200	283.2	86400	-	34,963.7
5439000	6/12/1990	40	40	0.1782	7.13	5151	43.6599%	Fecal		CFU/100 mL	200	283.2	86400	-	34,876.5
5439000	7/9/1990	40	40	0.1782	7.13	5151	43.6599%	Fecal		CFU/100 mL	200	283.2	86400	-	34,876.5
5439000	5/12/1992	40	40	0.1782	7.13	5151	43.6599%	Fecal		CFU/100 mL	200	283.2	86400	-	34,876.5
5439000	5/31/1993	40	40	0.1782	7.13	5151	43.6599%	Fecal		CFU/100 mL	200	283.2	86400	-	34,876.5
5439000	1/2/1994	40	40	0.1782	7.13	5151	43.6599%	Fecal		CFU/100 mL	200	283.2	86400	-	34,876.5
5439000	2/3/1995	40	40	0.1782	7.13	5151	43.6599%	Fecal		CFU/100 mL	200	283.2	86400	-	34,876.5
5439000	2/9/1995	40	40	0.1782	7.13	5151	43.6599%	Fecal		CFU/100 mL	200	283.2	86400	-	34,876.5
5439000	2/26/1995	40	40	0.1782	7.13	5151	43.6599%	Fecal		CFU/100 mL	200	283.2	86400	-	34,876.5
5439000	3/1/1995	40	40	0.1782	7.13	5151	43.6599%	Fecal		CFU/100 mL	200	283.2	86400	-	34,876.5
5439000	4/15/1996	40	40	0.1782	7.13	5151	43.6599%	Fecal		CFU/100 mL	200	283.2	86400	-	34,876.5
5439000	4/25/1997	40	40	0.1782	7.13	5151	43.6599%	Fecal		CFU/100 mL	200	283.2	86400	-	34,876.5
5439000	6/16/1997	40	40	0.1782	7.13	5151	43.6599%	Fecal		CFU/100 mL	200	283.2	86400	-	34,876.5
5439000	6/7/1998	40	40	0.1782	7.13	5151	43.6599%	Fecal		CFU/100 mL	200	283.2	86400	-	34,876.5
5439000	12/19/1998	40	40	0.1782	7.13	5151	43.6599%	Fecal		CFU/100 mL	200	283.2	86400	-	34,876.5
5439000	4/6/1999	40	40	0.1782	7.13	5151	43.6599%	Fecal		CFU/100 mL	200	283.2	86400	-	34,876.5
5439000	7/2/1999	40	40	0.1782	7.13	5151	43.6599%	Fecal		CFU/100 mL	200	283.2	86400	-	34,876.5
5439000	5/3/2000	40	40	0.1782	7.13	5151	43.6599%	Fecal		CFU/100 mL	200	283.2	86400	-	34,876.5
5439000	5/28/2001	40	40	0.1782	7.13	5151	43.6599%	Fecal		CFU/100 mL	200	283.2	86400	-	34,876.5
5439000	6/23/2007	40	40	0.1782	7.13	5151	43.6599%	Fecal		CFU/100 mL	200	283.2	86400	-	34,876.5
5439000	12/31/2007	40	40	0.1782	7.13	5151	43.6599%	Fecal		CFU/100 mL	200	283.2	86400	-	34,876.5
5439000	1/3/2008	40	40	0.1782	7.13	5151	43.6599%	Fecal		CFU/100 mL	200	283.2	86400	-	34,876.5
5439000	1/22/2008	40	40	0.1782	7.13	5151	43.6599%	Fecal		CFU/100 mL	200	283.2	86400	-	34,876.5
5439000	1/14/2012	40	40	0.1782	7.13	5151	43.6599%	Fecal		CFU/100 mL	200	283.2	86400	-	34,876.5
5439000	2/15/2017	40	40	0.1782	7.13	5151	43.6599%	Fecal		CFU/100 mL	200	283.2	86400	-	34,876.5
5439000	6/29/2017	40	40	0.1782	7.13	5151	43.6599%	Fecal		CFU/100 mL	200	283.2	86400	-	34,876.5
5439000	4/24/2021	40	40	0.1782	7.13	5151	43.6599%	Fecal		CFU/100 mL	200	283.2	86400	-	34,876.5
5439000	6/3/2021	40	40	0.1782	7.13	5151	43.6599%	Fecal		CFU/100 mL	200	283.2	86400	-	34,876.5
5439000	4/12/1994	39.9	39.9	0.1782	7.11	5178	43.8888%	Fecal		CFU/100 mL	200	283.2	86400	-	34,789.3
5439000	6/17/2006	39.9	39.9	0.1782	7.11	5178	43.8888%	Fecal		CFU/100 mL	200	283.2	86400	-	34,789.3
5439000	5/23/2012	39.9	39.9	0.1782	7.11	5178	43.8888%	Fecal		CFU/100 mL	200	283.2	86400	-	34,789.3
5439000	9/21/2016	39.9	39.9	0.1782	7.11	5178	43.8888%	Fecal		CFU/100 mL	200	283.2	86400	-	34,789.3
5439000	4/16/2018	39.9	39.9	0.1782	7.11	5178	43.8888%	Fecal		CFU/100 mL	200	283.2	86400	-	34,789.3
5439000	3/17/2022	39.9	39.9	0.1459	5.82	5726	48.5336%	Fecal		CFU/100 mL	200	283.2	86400	-	28,494.8
5439000	4/12/2005	39.8	39.8	0.1782	7.09	5183	43.9312%	Fecal		CFU/100 mL	200	283.2	86400	-	34,702.1
5439000	5/2/2010	39.8	39.8	0.1782	7.09	5183	43.9312%	Fecal		CFU/100 mL	200	283.2	86400	-	34,702.1
5439000	7/11/2018	39.8	39.8	0.1782	7.09	5183	43.9312%	Fecal		CFU/100 mL	200	283.2	86400	-	34,702.1
5439000	11/26/2001	39.7	39.7	0.1782	7.07	5186	43.9566%	Fecal		CFU/100 mL	200	283.2	86400	-	34,614.9
5439000	10/18/2008	39.7	39.7	0.1782	7.07	5186	43.9566%	Fecal		CFU/100 mL	200	283.2	86400	-	34,614.9
5439000	5/20/2013	39.7	39.7	0.1782	7.07	5186	43.9566%	Fecal		CFU/100 mL	200	283.2	86400	-	34,614.9
5439000	8/22/2014	39.7	39.7	0.1782	7.07	5186	43.9566%	Fecal		CFU/100 mL	200	283.2	86400	-	34,614.9
5439000	2/27/2017	39.7	39.7	0.1782	7.07	5186	43.9566%	Fecal		CFU/100 mL	200	283.2	86400	-	34,614.9
5439000	4/3/2006	39.6	39.6	0.1782	7.06	5191	43.9990%	Fecal		CFU/100 mL	200	283.2	86400	-	34,527.7
5439000	7/30/2007	39.6	39.6	0.1782	7.06	5191	43.9990%	Fecal		CFU/100 mL	200	283.2	86400	-	34,527.7
5439000	5/24/2008	39.6	39.6	0.1782	7.06	5191	43.9990%	Fecal		CFU/100 mL	200	283.2	86400	-	34,527.7
5439000	12/22/2018	39.6	39.6	0.1782	7.06	5191	43.9990%	Fecal		CFU/100 mL	200	283.2	86400	-	34,527.7
5439000	6/21/2020	39.6	39.6	0.1782	7.06	5191	43.9990%	Fecal		CFU/100 mL	200	283.2	86400	-	34,527.7
5439000	5/3/2004	39.5	39.5	0.1782	7.04	5196	44.0414%	Fecal		CFU/100 mL	200	283.2	86400	-	34,440.5
5439000	6/29/2004	39.5	39.5	0.1782	7.04	5196	44.0414%	Fecal		CFU/100 mL	200	283.2	86400	-	34,440.5
5439000	4/29/2012	39.5	39.5	0.1782	7.04	5196	44.0414%	Fecal		CFU/100 mL	200	283.2	86400	-	34,440.5
5439000	7/10/2016	39.5	39.5	0.1782	7.04	5196	44.0414%	Fecal		CFU/100 mL	200	283.2	86400	-	34,440.5
5439000	6/22/2020	39.5	39.5	0.1782	7.04	5196	44.0414%	Fecal		CFU/100 mL	200	283.2	86400	-	34,440.5
5439000	3/20/2004	39.3	39.3	0.1782	7.00	5201	44.0837%	Fecal		CFU/100 mL	200	283.2	86400	-	34,266.1
5439000	6/25/2017	39.3	39.3	0.1782	7.00	5201	44.0837%	Fecal		CFU/100 mL	200	283.2	86400	-	34,266.1
5439000	10/14/2018	39.3	39.3	0.1782	7.00	5201	44.0837%	Fecal		CFU/100 mL	200	283.2	86400	-	34,266.1
5439000	2/11/2008	39.2	39.2	0.1782	6.98	5204	44.1092%	Fecal		CFU/100 mL	200	283.2	86400	-	34,179.0
5439000	7/6/2010	39.2	39.2	0.1782	6.98	5204	44.1092%	Fecal		CFU/100 mL	200	283.2	86400	-	34,179.0
5439000	4/11/2014	39.2	39.2	0.1782	6.98	5204	44.1092%	Fecal		CFU/100 mL	200	283.2	86400	-	34,179.0
5439000	7/22/2014	39.2	39.2	0.1782	6.98	5204	44.1092%	Fecal		CFU/100 mL	200	283.2	86400	-	34,179.0
5439000	7/16/2019	39.2	39.2	0.1782	6.98	5204	44.1092%	Fecal		CFU/100 mL	200	283.2	86400	-	34,179.0
5439000	6/16/1994	39.1	39.1	0.1782	6.97	5209	44.1516%	Fecal		CFU/100 mL	200	283.2	86400	-	34,091.8
5439000	6/18/2006	39.1	39.1	0.1782	6.97	5209	44.1516%	Fecal		CFU/100 mL	200	283.2	86400	-	34,091.8
5439000	10/23/2008	39.1	39.1	0.1782	6.97	5209	44.1516%	Fecal		CFU/100 mL	200	283.2	86400	-	34,091.8
5439000	5/18/2013	39.1	39.1	0.1782	6.97	5209	44.1516%	Fecal		CFU/100 mL	200	283.2	86400	-	34,091.8
5439000	1/27/2016	39.1	39.1	0.1782	6.97	5209	44.1516%	Fecal		CFU/100 mL	200	283.2	86400	-	34,091.8
5439000	10/13/2017	39.1	39.1	0.1782	6.97	5209	44.1516%	Fecal		CFU/100 mL	200	283.2	86400	-	34,091.8
5439000	5/1/1990	39	39	0.1782	6.95	5215	44.2024%	Fecal		CFU/100 mL	200	283.2	86400	-	34,004.6
5439000	6/11/1990	39	39	0.1782	6.95	5215	44.2024%	Fecal		CFU/100 mL	200	283.2	86400	-	34,004.6
5439000	6/13/1990	39	39	0.1782	6.95	5215	44.2024%	Fecal		CFU/100 mL	200	283.2	86400	-	34,004.6
5439000	8/27/1990	39	39	0.1782	6.95	5215	44.2024%	Fecal		CFU/100 mL	200	283.2	86400	-	34,004.6
5439000	11/16/1990	39	39	0.1782	6.95	5215	44.2024%	Fecal		CFU/100 mL	200	283.2	86400	-	34,004.6
5439000	3/9/1991	39	39	0.1782	6.95	5215	44.2024%	Fecal		CFU/100 mL	200	283.2	86400	-	34,004.6
5439000	6/18/1991	39	39	0.1782	6.95	5215	44.2024%	Fecal		CFU/100 mL	200	283.2	86400	-	34,004.6
5439000	12/26/1991	39	39	0.1782	6.95	5215	44.2024%	Fecal		CFU/100 mL	200	283.2	86400	-	34,004.6
5439000	1/8/1992	39	39	0.1782	6.95	5215	44.2024%	Fecal		CFU/100 mL	200	283.2	86400	-	34,004.6
5439000	2/9/1992	39	39	0.1782	6.95	5215	44.2024%	Fecal		CFU/100 mL	200	283.2	86400	-	34,004.6
5439000	4/5/1992	39	39	0.1782	6.95	5215	44.2024%	Fecal		CFU/100 mL	200	283.2	86400	-	34,004.6
5439000	4/10/1992	39	39	0.1782	6.95	5215	44.2024%	Fecal		CFU/100 mL	200	283.2	86400	-	34,004.6
5439000	5/7/1992	39	39	0.1782	6.95	5215	44.2024%	Fecal		CFU/100 mL	200	283.2	86400	-	34,004.6
5439000	7/31/1992	39	39	0.1782	6.95	5215	44.2024%	Fecal		CFU/100 mL	200	283.2	86400	-	34,004.6
5439000	2/19/1993	39	39	0.1782	6.95	5215	44.2024%	Fecal		CFU/100 mL	200	283.2	86400	-	34,004.6
5439000	8/4/1993	39	39	0.1782	6.95	5215	44.2024%	Fecal		CFU/100 mL	200	283.2	86400	-	34,004.6
5439000	11/4/1995	39	39	0.1782	6.95	5215	44.2024%	Fecal		CFU/100 mL	200	283.2	86400	-	34,004.6
5439000	2/13/1996	39	39	0.1782	6.95	5215	44.2024%	Fecal		CFU/100 mL	200	283.2	86400	-	34,004.6
5439000	8/25/1996	39	39	0.1782	6.95	5215	44.2024%	Fecal		CFU/100 mL	200	283.2	86400	-	34,004.6
5439000	4/10/1997	39	39	0.1782	6.95	5215	44.2024%	Fecal		CFU/100 mL	200	283.2	86400	-	34,004.6
5439000	1/3/1998	39	39	0.1782	6.95	5215	44.2024%	Fecal		CFU/100 mL	200	283.2	86400	-	34,004.6
5439000	7/13/1998	39	39	0.1782	6.95	5215	44.2024%	Fecal		CFU/100 mL	200	283.2	86400	-	34,004.6
5439000	4/8/1999	39	39	0.1782	6.95	5215	44.2024%	Fecal		CFU/100 mL	200	283.2	86400	-	34,004.6
5439000	5/21/2000	39	39	0.1782	6.95	5215	44.2024%	Fecal		CFU/100 mL	200	283.2	86400	-	34,004.6
5439000	7/18/2000	39	39	0.1782	6.95	5215	44.2024%	Fecal		CFU/100 mL	200	283.2	86400	-	34,004.6
5439000	11/14/2000	39	39	0.1782	6.95	5215	44.2024%	Fecal		CFU/100 mL	200	283.2	86400	-	34,004.6
5439000	2/6/2001	39	39	0.1782	6.95	5215	44.2024%	Fecal		CFU/100 mL	200	283.2	86400	-	34,004.6
5439000	5/31/2001	39	39	0.1782	6.95	5215	44.2024%	Fecal		CFU/100 mL	200	283.2	86400	-	34,004.6
5439000	6/23/2001	39	39	0.1782	6.95	5215	44.2024%	Fecal		CFU/100 mL	200	283.2	86400	-	34,004.6
5439000	7/6/2009	39	39	0.1782	6.95	5215	44.2024%	Fecal		CFU/100 mL	200	283.2	86400	-	34,004.6
5439000	2/17/2012	39	39	0.1782	6.95	5215	44.2024%	Fecal		CFU/100 mL	200	283.2	86400	-	34,004.6
5439000	2/13/2017	39	39	0.1782	6.95	5215	44.2024%	Fecal		CFU/100 mL	200	283.2	86400	-	34,004.6

Gage ID	Date	Discharge (CFS)	Gage Discharge (less Surrogate NPDES) (CFS)	Watershed Area Ratio	Calculated flow (CFS)	Rank	Flow Exceedance %	Parameter	Results	Units (mg or micro_gram	Limit/Standard	100mL/CF	sec/day	Actual Load (million colonies/day)	Allowable Load (million colonies/day)
5439000	6/20/2020	39	39	0.1782	6.95	5215	44.2024%	Fecal		CFU/100 mL	200	283.2	86400	-	34,004.6
5439000	4/7/2011	38.9	38.9	0.1782	6.93	5248	44.4821%	Fecal		CFU/100 mL	200	283.2	86400	-	33,917.4
5439000	3/29/2012	38.9	38.9	0.1782	6.93	5248	44.4821%	Fecal		CFU/100 mL	200	283.2	86400	-	33,917.4
5439000	3/31/2012	38.9	38.9	0.1782	6.93	5248	44.4821%	Fecal		CFU/100 mL	200	283.2	86400	-	33,917.4
5439000	3/24/2017	38.9	38.9	0.1782	6.93	5248	44.4821%	Fecal		CFU/100 mL	200	283.2	86400	-	33,917.4
5439000	6/23/2020	38.9	38.9	0.1782	6.93	5248	44.4821%	Fecal		CFU/100 mL	200	283.2	86400	-	33,917.4
5439000	11/13/1993	38.8	38.8	0.1782	6.91	5253	44.5245%	Fecal		CFU/100 mL	200	283.2	86400	-	33,830.2
5439000	3/25/2005	38.8	38.8	0.1782	6.91	5253	44.5245%	Fecal		CFU/100 mL	200	283.2	86400	-	33,830.2
5439000	4/22/2006	38.8	38.8	0.1782	6.91	5253	44.5245%	Fecal		CFU/100 mL	200	283.2	86400	-	33,830.2
5439000	5/23/2021	38.8	38.8	0.1782	6.91	5253	44.5245%	Fecal		CFU/100 mL	200	283.2	86400	-	33,830.2
5439000	3/14/2005	38.7	38.7	0.1782	6.90	5257	44.5584%	Fecal		CFU/100 mL	200	283.2	86400	-	33,743.0
5439000	12/2/2011	38.7	38.7	0.1782	6.90	5257	44.5584%	Fecal		CFU/100 mL	200	283.2	86400	-	33,743.0
5439000	5/14/2007	38.6	38.6	0.1782	6.88	5259	44.5754%	Fecal		CFU/100 mL	200	283.2	86400	-	33,655.8
5439000	11/25/2008	38.6	38.6	0.1782	6.88	5259	44.5754%	Fecal		CFU/100 mL	200	283.2	86400	-	33,655.8
5439000	11/12/2017	38.6	38.6	0.1782	6.88	5259	44.5754%	Fecal		CFU/100 mL	200	283.2	86400	-	33,655.8
5439000	12/22/2007	38.5	38.5	0.1782	6.86	5262	44.6008%	Fecal		CFU/100 mL	200	283.2	86400	-	33,568.6
5439000	2/24/2008	38.5	38.5	0.1782	6.86	5262	44.6008%	Fecal		CFU/100 mL	200	283.2	86400	-	33,568.6
5439000	6/3/2010	38.5	38.5	0.1782	6.86	5262	44.6008%	Fecal		CFU/100 mL	200	283.2	86400	-	33,568.6
5439000	11/22/2011	38.5	38.5	0.1782	6.86	5262	44.6008%	Fecal		CFU/100 mL	200	283.2	86400	-	33,568.6
5439000	11/23/2011	38.5	38.5	0.1782	6.86	5262	44.6008%	Fecal		CFU/100 mL	200	283.2	86400	-	33,568.6
5439000	4/28/2012	38.5	38.5	0.1782	6.86	5262	44.6008%	Fecal		CFU/100 mL	200	283.2	86400	-	33,568.6
5439000	8/26/2019	38.5	38.5	0.1782	6.86	5262	44.6008%	Fecal		CFU/100 mL	200	283.2	86400	-	33,568.6
5439000	4/2/2005	38.4	38.4	0.1782	6.84	5269	44.6601%	Fecal		CFU/100 mL	200	283.2	86400	-	33,481.4
5439000	6/27/2007	38.4	38.4	0.1782	6.84	5269	44.6601%	Fecal		CFU/100 mL	200	283.2	86400	-	33,481.4
5439000	5/19/2013	38.4	38.4	0.1782	6.84	5269	44.6601%	Fecal		CFU/100 mL	200	283.2	86400	-	33,481.4
5439000	12/14/2020	38.4	38.4	0.1782	6.84	5269	44.6601%	Fecal		CFU/100 mL	200	283.2	86400	-	33,481.4
5439000	5/22/2021	38.4	38.4	0.1782	6.84	5269	44.6601%	Fecal		CFU/100 mL	200	283.2	86400	-	33,481.4
5439000	11/18/2003	38.3	38.3	0.1782	6.82	5274	44.7025%	Fecal		CFU/100 mL	200	283.2	86400	-	33,394.2
5439000	2/29/2004	38.3	38.3	0.1782	6.82	5274	44.7025%	Fecal		CFU/100 mL	200	283.2	86400	-	33,394.2
5439000	1/17/2009	38.3	38.3	0.1782	6.82	5274	44.7025%	Fecal		CFU/100 mL	200	283.2	86400	-	33,394.2
5439000	7/10/2020	38.3	38.3	0.1782	6.82	5274	44.7025%	Fecal		CFU/100 mL	200	283.2	86400	-	33,394.2
5439000	12/10/1993	38.2	38.2	0.1782	6.81	5278	44.7364%	Fecal		CFU/100 mL	200	283.2	86400	-	33,307.0
5439000	2/15/2002	38.2	38.2	0.1782	6.81	5278	44.7364%	Fecal		CFU/100 mL	200	283.2	86400	-	33,307.0
5439000	4/6/2006	38.2	38.2	0.1782	6.81	5278	44.7364%	Fecal		CFU/100 mL	200	283.2	86400	-	33,307.0
5439000	7/26/2015	38.2	38.2	0.1782	6.81	5278	44.7364%	Fecal		CFU/100 mL	200	283.2	86400	-	33,307.0
5439000	4/4/2018	38.2	38.2	0.1782	6.81	5278	44.7364%	Fecal		CFU/100 mL	200	283.2	86400	-	33,307.0
5439000	7/20/2020	38.2	38.2	0.1782	6.81	5278	44.7364%	Fecal		CFU/100 mL	200	283.2	86400	-	33,307.0
5439000	4/4/1994	38.1	38.1	0.1782	6.79	5284	44.7873%	Fecal		CFU/100 mL	200	283.2	86400	-	33,219.8
5439000	1/16/2010	38.1	38.1	0.1782	6.79	5284	44.7873%	Fecal		CFU/100 mL	200	283.2	86400	-	33,219.8
5439000	2/25/2016	38.1	38.1	0.1782	6.79	5284	44.7873%	Fecal		CFU/100 mL	200	283.2	86400	-	33,219.8
5439000	6/20/2021	38.1	38.1	0.1782	6.79	5284	44.7873%	Fecal		CFU/100 mL	200	283.2	86400	-	33,219.8
5439000	7/11/1990	38	38	0.1782	6.77	5288	44.8212%	Fecal		CFU/100 mL	200	283.2	86400	-	33,132.7
5439000	11/1/1991	38	38	0.1782	6.77	5288	44.8212%	Fecal		CFU/100 mL	200	283.2	86400	-	33,132.7
5439000	12/29/1991	38	38	0.1782	6.77	5288	44.8212%	Fecal		CFU/100 mL	200	283.2	86400	-	33,132.7
5439000	4/6/1992	38	38	0.1782	6.77	5288	44.8212%	Fecal		CFU/100 mL	200	283.2	86400	-	33,132.7
5439000	4/14/1992	38	38	0.1782	6.77	5288	44.8212%	Fecal		CFU/100 mL	200	283.2	86400	-	33,132.7
5439000	9/22/1992	38	38	0.1782	6.77	5288	44.8212%	Fecal		CFU/100 mL	200	283.2	86400	-	33,132.7
5439000	7/14/1993	38	38	0.1782	6.77	5288	44.8212%	Fecal		CFU/100 mL	200	283.2	86400	-	33,132.7
5439000	9/5/1993	38	38	0.1782	6.77	5288	44.8212%	Fecal		CFU/100 mL	200	283.2	86400	-	33,132.7
5439000	10/30/1993	38	38	0.1782	6.77	5288	44.8212%	Fecal		CFU/100 mL	200	283.2	86400	-	33,132.7
5439000	12/14/1993	38	38	0.1782	6.77	5288	44.8212%	Fecal		CFU/100 mL	200	283.2	86400	-	33,132.7
5439000	2/4/1995	38	38	0.1782	6.77	5288	44.8212%	Fecal		CFU/100 mL	200	283.2	86400	-	33,132.7
5439000	3/10/1995	38	38	0.1782	6.77	5288	44.8212%	Fecal		CFU/100 mL	200	283.2	86400	-	33,132.7
5439000	4/7/1995	38	38	0.1782	6.77	5288	44.8212%	Fecal		CFU/100 mL	200	283.2	86400	-	33,132.7
5439000	4/9/1997	38	38	0.1782	6.77	5288	44.8212%	Fecal		CFU/100 mL	200	283.2	86400	-	33,132.7
5439000	4/26/1997	38	38	0.1782	6.77	5288	44.8212%	Fecal		CFU/100 mL	200	283.2	86400	-	33,132.7
5439000	4/27/1997	38	38	0.1782	6.77	5288	44.8212%	Fecal		CFU/100 mL	200	283.2	86400	-	33,132.7
5439000	4/28/1997	38	38	0.1782	6.77	5288	44.8212%	Fecal		CFU/100 mL	200	283.2	86400	-	33,132.7
5439000	6/4/1997	38	38	0.1782	6.77	5288	44.8212%	Fecal		CFU/100 mL	200	283.2	86400	-	33,132.7
5439000	6/8/1998	38	38	0.1782	6.77	5288	44.8212%	Fecal		CFU/100 mL	200	283.2	86400	-	33,132.7
5439000	10/31/1998	38	38	0.1782	6.77	5288	44.8212%	Fecal		CFU/100 mL	200	283.2	86400	-	33,132.7
5439000	5/4/2000	38	38	0.1782	6.77	5288	44.8212%	Fecal		CFU/100 mL	200	283.2	86400	-	33,132.7
5439000	5/3/2001	38	38	0.1782	6.77	5288	44.8212%	Fecal		CFU/100 mL	200	283.2	86400	-	33,132.7
5439000	6/20/2001	38	38	0.1782	6.77	5288	44.8212%	Fecal		CFU/100 mL	200	283.2	86400	-	33,132.7
5439000	12/14/2001	38	38	0.1782	6.77	5288	44.8212%	Fecal		CFU/100 mL	200	283.2	86400	-	33,132.7
5439000	3/15/2004	38	38	0.1782	6.77	5288	44.8212%	Fecal		CFU/100 mL	200	283.2	86400	-	33,132.7
5439000	1/12/2005	38	38	0.1782	6.77	5288	44.8212%	Fecal		CFU/100 mL	200	283.2	86400	-	33,132.7
5439000	5/21/2005	38	38	0.1782	6.77	5288	44.8212%	Fecal		CFU/100 mL	200	283.2	86400	-	33,132.7
5439000	6/24/2007	38	38	0.1782	6.77	5288	44.8212%	Fecal		CFU/100 mL	200	283.2	86400	-	33,132.7
5439000	1/2/2008	38	38	0.1782	6.77	5288	44.8212%	Fecal		CFU/100 mL	200	283.2	86400	-	33,132.7
5439000	7/10/2009	38	38	0.1782	6.77	5288	44.8212%	Fecal		CFU/100 mL	200	283.2	86400	-	33,132.7
5439000	7/29/2011	38	38	0.1782	6.77	5288	44.8212%	Fecal		CFU/100 mL	200	283.2	86400	-	33,132.7
5439000	1/15/2017	38	38	0.1782	6.77	5288	44.8212%	Fecal		CFU/100 mL	200	283.2	86400	-	33,132.7
5439000	6/28/2017	38	38	0.1782	6.77	5288	44.8212%	Fecal		CFU/100 mL	200	283.2	86400	-	33,132.7
5439000	10/13/2001	37.9	37.9	0.1782	6.75	5321	45.1009%	Fecal		CFU/100 mL	200	283.2	86400	-	33,045.5
5439000	2/17/2002	37.9	37.9	0.1782	6.75	5321	45.1009%	Fecal		CFU/100 mL	200	283.2	86400	-	33,045.5
5439000	1/29/2006	37.9	37.9	0.1782	6.75	5321	45.1009%	Fecal		CFU/100 mL	200	283.2	86400	-	33,045.5
5439000	6/5/2010	37.9	37.9	0.1782	6.75	5321	45.1009%	Fecal		CFU/100 mL	200	283.2	86400	-	33,045.5
5439000	4/2/2012	37.9	37.9	0.1782	6.75	5321	45.1009%	Fecal		CFU/100 mL	200	283.2	86400	-	33,045.5
5439000	11/10/2017	37.9	37.9	0.1782	6.75	5321	45.1009%	Fecal		CFU/100 mL	200	283.2	86400	-	33,045.5
5439000	2/12/2002	37.8	37.8	0.1782	6.73	5327	45.1517%	Fecal		CFU/100 mL	200	283.2	86400	-	32,958.3
5439000	5/5/2004	37.8	37.8	0.1782	6.73	5327	45.1517%	Fecal		CFU/100 mL	200	283.2	86400	-	32,958.3
5439000	5/9/2006	37.8	37.8	0.1782	6.73	5327	45.1517%	Fecal		CFU/100 mL	200	283.2	86400	-	32,958.3
5439000	6/1/2006	37.8	37.8	0.1782	6.73	5327	45.1517%	Fecal		CFU/100 mL	200	283.2	86400	-	32,958.3
5439000	7/3/2006	37.8	37.8	0.1782	6.73	5327	45.1517%	Fecal		CFU/100 mL	200	283.2	86400	-	32,958.3
5439000	8/7/2014	37.8	37.8	0.1782	6.73	5327	45.1517%	Fecal		CFU/100 mL	200	283.2	86400	-	32,958.3
5439000	7/26/2016	37.8	37.8	0.1782	6.73	5327	45.1517%	Fecal		CFU/100 mL	200	283.2	86400	-	32,958.3
5439000	10/30/2016	37.7	37.7	0.1782	6.72	5334	45.2111%	Fecal		CFU/100 mL	200	283.2	86400	-	32,871.1
5439000	12/9/1993	37.6	37.6	0.1782	6.70	5335	45.2195%	Fecal		CFU/100 mL	200	283.2	86400	-	32,783.9
5439000	11/20/2009	37.6	37.6	0.1782	6.70	5335	45.2195%	Fecal		CFU/100 mL	200	283.2	86400	-	32,783.9
5439000	12/19/2009	37.6	37.6	0.1782	6.70	5335	45.2195%	Fecal		CFU/100 mL	200	283.2	86400	-	32,783.9
5439000	7/3/2011	37.6	37.6	0.1782	6.70	5335	45.2195%	Fecal		CFU/100 mL	200	283.2	86400	-	32,783.9
5439000	6/3/2012	37.5	37.5	0.1782	6.68	5339	45.2534%	Fecal		CFU/100 mL	200	283.2	86400	-	32,696.7
5439000	12/10/2016	37.5	37.5	0.1782	6.68	5339	45.2534%	Fecal		CFU/100 mL	200	283.2	86400	-	32,696.7
5439000	10/14/2001	37.4	37.4	0.1782	6.66	5341	45.2704%	Fecal		CFU/100 mL	200	283.2	86400	-	32,609.5
5439000	1/21/2007	37.4	37.4	0.1782	6.66	5341	45.2704%	Fecal		CFU/100 mL	200	283.2	86400	-	32,609.5
5439000	9/16/2007	37.4	37.4	0.1782	6.66	5341	45.2704%	Fecal		CFU/100 mL	200	283.2	86400	-	32,609.5
5439000	2/21/2013	37.4	37.4	0.1782	6.66	5341	45.2704%	Fecal		CFU/100 mL	200	283.2	86400	-	32,609.5
5439000	3/5/2022	37.4	37.4	0.1459	5.46	5889	49.9152%	Fecal		CFU/100 mL	200	283.2	86400	-	26,709.4
5439000	11/27/2001	37.3	37.3	0.1782	6.65	5345	45.3043%	Fecal		CFU/100 mL	200	283.2	86400	-	32,522.3
5439000	11/10/2008	37.3	37.3	0.1782	6.65	5345	45.3043%	Fecal		CFU/100 mL	200	283.2	86400	-	32,522.3
5439000	2/18/2012	37.3	37.3	0.1782	6.65	5345	45.3043%	Fecal		CFU/100 mL	200	283.2	86400	-	32,522.3
5439000	5/6/2012	37.3	37.3	0.1782	6.65	5345	45.3043%	Fecal		CFU/100 mL	200	283.2	86400	-	32,522.3
5439000	12/11/2016	37.3	37.3	0.1782	6.65	5345	45.3043%	Fecal		CFU/100 mL	200	283.2	86400	-	32,522.3
5439000	11/11/2017	37.3	37.3	0.1782	6.65	5345	45.3043%	Fecal		CFU/100 mL	200	283.2	86400	-	32,522.3
5439000	9/12/2020	37.3	37.3	0.1782	6.65	5345	45.3043%	Fecal		CFU/100 mL	200	283.2	86400	-	32,522.3
5439000	7/10/2008	37.2	37.2	0.1782	6.63	5352	45.3636%	Fecal		CFU/100 mL	200	283.2	86400	-	32,435.1
5439000	4/6/2015	37.2	37.2	0.1782	6.63	5352	45.3636%	Fecal		CFU/100 mL	200	283.2	86400	-	32,435.1
5439000	1/14/2017	37.2	37.2	0.1782	6.63	5352	45.3636%	Fecal		CFU/100 mL	200	283.2	86400	-	32,435.1
5439000	4/13/1994	37.1	37.1	0.1782	6.61	5355	45.3890%	Fecal		CFU/100 mL	200	283.2	86400	-	32,347.9
5439000	3/16/2004	37.1	37.1	0.1782	6.61	5355	45.3890%	Fecal		CFU/100 mL	200	283.2	86400	-	32,347.9
5439000	7/1/2006	37.1	37.1	0.1782	6.61	5355	45.3890%	Fecal		CFU/100 mL	200	283.2	86400	-	32,347.9
5439000	6/10/2007	37.1	37.1	0.1782	6.61	5355	45.3890%	Fecal		CFU/100 mL	200	283.2	86400	-	32,347.9
5439000	8/11/2010	37.1	37.1	0.1782	6.61	5355	45.3890%	Fecal		CFU/100 mL	200	283.2	86400	-	32,347.9
5439000	6/16/2021	37.1	37.1	0.1782	6.61	5355	45.3890%	Fecal		CFU/100 mL	200	283.2	86400	-	32,347.9
5439000	5/2/1990	37	37	0.1782	6.59	5361	45.4399%	Fecal		CFU/100 mL	200	283.2	86400	-	32,260.7
5439000	5/3/1990	37	37	0.1782	6.59	5361	45.4399%	Fecal		CFU/100 mL	200	283.2	86400	-	32,260.7
5439000	8/17/1990	37	37	0.1782	6.59	5361	45.4399%	Fecal		CFU/100 mL	200	283.2	86400	-	32,260.7
5439000	10/19/1990	37	37	0.1782	6.59	5361	45.4399%	Fecal		CFU/100 mL	200	283.2	86400	-	32,260.7
5439000	1/3/1991	37	37	0.1782	6.59	5361	45.4399%	Fecal		CFU/100 mL	200	283.2	86400	-	32,260.7
5439000	1/5/1991	37	37	0.1782	6.59	5361	45.4399%	Fecal		CFU/100 mL	200	283.2	86400	-	32,260.7
5439000	2/16/1992	37	37	0.1782	6.59	5361	45.4399%	Fecal		CFU/100 mL	200	283.2	86400	-	32,260.7
5439000	4/13/1992	37	37	0.1782	6.59	5361	45.4399%	Fecal		CFU/100 mL	200	283.2	86400	-	32,260.7
5439000	2/14/1993	37	37	0.1782	6.59	5361	45.4399%	Fecal		CFU/100 mL	200	283.2	86400	-	32,260.7
5439000	5/29/1993	37	37	0.1782	6.59	5361	45.4399%	Fecal		CFU/100 mL	200	283.2	86400	-	32,260.7

Gage ID	Date	Discharge (CFS)	Gage Discharge (less Surrogate NPDES) (CFS)	Watershed Area Ratio	Calculated flow (CFS)	Rank	Flow Exceedance %	Parameter	Results	Units (mg or micro_gram	Limit/Standard	100mL/CF	sec/day	Actual Load (million colonies/day)	Allowable Load (million colonies/day)
5439000	6/20/1994	37	37	0.1782	6.59	5361	45.4399%	Fecal		CFU/100 mL	200	283.2	86400	-	32,260.7
5439000	2/10/1995	37	37	0.1782	6.59	5361	45.4399%	Fecal		CFU/100 mL	200	283.2	86400	-	32,260.7
5439000	2/25/1995	37	37	0.1782	6.59	5361	45.4399%	Fecal		CFU/100 mL	200	283.2	86400	-	32,260.7
5439000	4/8/1995	37	37	0.1782	6.59	5361	45.4399%	Fecal		CFU/100 mL	200	283.2	86400	-	32,260.7
5439000	7/8/1995	37	37	0.1782	6.59	5361	45.4399%	Fecal		CFU/100 mL	200	283.2	86400	-	32,260.7
5439000	11/28/1995	37	37	0.1782	6.59	5361	45.4399%	Fecal		CFU/100 mL	200	283.2	86400	-	32,260.7
5439000	1/19/1996	37	37	0.1782	6.59	5361	45.4399%	Fecal		CFU/100 mL	200	283.2	86400	-	32,260.7
5439000	7/8/1996	37	37	0.1782	6.59	5361	45.4399%	Fecal		CFU/100 mL	200	283.2	86400	-	32,260.7
5439000	8/26/1996	37	37	0.1782	6.59	5361	45.4399%	Fecal		CFU/100 mL	200	283.2	86400	-	32,260.7
5439000	6/28/1997	37	37	0.1782	6.59	5361	45.4399%	Fecal		CFU/100 mL	200	283.2	86400	-	32,260.7
5439000	11/21/1998	37	37	0.1782	6.59	5361	45.4399%	Fecal		CFU/100 mL	200	283.2	86400	-	32,260.7
5439000	11/22/1998	37	37	0.1782	6.59	5361	45.4399%	Fecal		CFU/100 mL	200	283.2	86400	-	32,260.7
5439000	7/3/1999	37	37	0.1782	6.59	5361	45.4399%	Fecal		CFU/100 mL	200	283.2	86400	-	32,260.7
5439000	5/23/2000	37	37	0.1782	6.59	5361	45.4399%	Fecal		CFU/100 mL	200	283.2	86400	-	32,260.7
5439000	5/8/2001	37	37	0.1782	6.59	5361	45.4399%	Fecal		CFU/100 mL	200	283.2	86400	-	32,260.7
5439000	12/13/2001	37	37	0.1782	6.59	5361	45.4399%	Fecal		CFU/100 mL	200	283.2	86400	-	32,260.7
5439000	7/12/2009	37	37	0.1782	6.59	5361	45.4399%	Fecal		CFU/100 mL	200	283.2	86400	-	32,260.7
5439000	2/21/2012	37	37	0.1782	6.59	5361	45.4399%	Fecal		CFU/100 mL	200	283.2	86400	-	32,260.7
5439000	9/19/2015	37	37	0.1782	6.59	5361	45.4399%	Fecal		CFU/100 mL	200	283.2	86400	-	32,260.7
5439000	7/13/2019	37	37	0.1782	6.59	5361	45.4399%	Fecal		CFU/100 mL	200	283.2	86400	-	32,260.7
5439000	2/14/2002	36.9	36.9	0.1782	6.57	5391	45.6942%	Fecal		CFU/100 mL	200	283.2	86400	-	32,173.6
5439000	5/15/2007	36.9	36.9	0.1782	6.57	5391	45.6942%	Fecal		CFU/100 mL	200	283.2	86400	-	32,173.6
5439000	6/23/2008	36.9	36.9	0.1782	6.57	5391	45.6942%	Fecal		CFU/100 mL	200	283.2	86400	-	32,173.6
5439000	11/21/2011	36.9	36.9	0.1782	6.57	5391	45.6942%	Fecal		CFU/100 mL	200	283.2	86400	-	32,173.6
5439000	9/12/2014	36.9	36.9	0.1782	6.57	5391	45.6942%	Fecal		CFU/100 mL	200	283.2	86400	-	32,173.6
5439000	12/6/2017	36.9	36.9	0.1782	6.57	5391	45.6942%	Fecal		CFU/100 mL	200	283.2	86400	-	32,173.6
5439000	7/15/2013	36.8	36.8	0.1782	6.56	5397	45.7450%	Fecal		CFU/100 mL	200	283.2	86400	-	32,086.4
5439000	10/2/2018	36.8	36.8	0.1782	6.56	5397	45.7450%	Fecal		CFU/100 mL	200	283.2	86400	-	32,086.4
5439000	10/31/1993	36.7	36.7	0.1782	6.54	5399	45.7620%	Fecal		CFU/100 mL	200	283.2	86400	-	31,999.2
5439000	4/5/1994	36.7	36.7	0.1782	6.54	5399	45.7620%	Fecal		CFU/100 mL	200	283.2	86400	-	31,999.2
5439000	2/11/2002	36.7	36.7	0.1782	6.54	5399	45.7620%	Fecal		CFU/100 mL	200	283.2	86400	-	31,999.2
5439000	3/17/2004	36.7	36.7	0.1782	6.54	5399	45.7620%	Fecal		CFU/100 mL	200	283.2	86400	-	31,999.2
5439000	2/7/2010	36.7	36.7	0.1782	6.54	5399	45.7620%	Fecal		CFU/100 mL	200	283.2	86400	-	31,999.2
5439000	12/14/2003	36.6	36.6	0.1782	6.52	5404	45.8044%	Fecal		CFU/100 mL	200	283.2	86400	-	31,912.0
5439000	4/3/2005	36.6	36.6	0.1782	6.52	5404	45.8044%	Fecal		CFU/100 mL	200	283.2	86400	-	31,912.0
5439000	5/24/2021	36.6	36.6	0.1782	6.52	5404	45.8044%	Fecal		CFU/100 mL	200	283.2	86400	-	31,912.0
5439000	3/9/2022	36.6	36.6	0.1459	5.34	5977	50.6611%	Fecal		CFU/100 mL	200	283.2	86400	-	26,138.1
5439000	4/1/2005	36.5	36.5	0.1782	6.50	5408	45.8383%	Fecal		CFU/100 mL	200	283.2	86400	-	31,824.8
5439000	4/16/2006	36.5	36.5	0.1782	6.50	5408	45.8383%	Fecal		CFU/100 mL	200	283.2	86400	-	31,824.8
5439000	4/1/2018	36.5	36.5	0.1782	6.50	5408	45.8383%	Fecal		CFU/100 mL	200	283.2	86400	-	31,824.8
5439000	10/15/2018	36.5	36.5	0.1782	6.50	5408	45.8383%	Fecal		CFU/100 mL	200	283.2	86400	-	31,824.8
5439000	6/30/2004	36.4	36.4	0.1782	6.49	5412	45.8722%	Fecal		CFU/100 mL	200	283.2	86400	-	31,737.6
5439000	1/22/2007	36.4	36.4	0.1782	6.49	5412	45.8722%	Fecal		CFU/100 mL	200	283.2	86400	-	31,737.6
5439000	6/6/2010	36.4	36.4	0.1782	6.49	5412	45.8722%	Fecal		CFU/100 mL	200	283.2	86400	-	31,737.6
5439000	5/1/2012	36.4	36.4	0.1782	6.49	5412	45.8722%	Fecal		CFU/100 mL	200	283.2	86400	-	31,737.6
5439000	4/12/2004	36.3	36.3	0.1782	6.47	5416	45.9061%	Fecal		CFU/100 mL	200	283.2	86400	-	31,650.4
5439000	8/20/2016	36.3	36.3	0.1782	6.47	5416	45.9061%	Fecal		CFU/100 mL	200	283.2	86400	-	31,650.4
5439000	2/17/2017	36.3	36.3	0.1782	6.47	5416	45.9061%	Fecal		CFU/100 mL	200	283.2	86400	-	31,650.4
5439000	5/25/2021	36.3	36.3	0.1782	6.47	5416	45.9061%	Fecal		CFU/100 mL	200	283.2	86400	-	31,650.4
5439000	10/29/2001	36.2	36.2	0.1782	6.45	5421	45.9485%	Fecal		CFU/100 mL	200	283.2	86400	-	31,563.2
5439000	3/18/2004	36.2	36.2	0.1782	6.45	5421	45.9485%	Fecal		CFU/100 mL	200	283.2	86400	-	31,563.2
5439000	3/21/2018	36.2	36.2	0.1782	6.45	5421	45.9485%	Fecal		CFU/100 mL	200	283.2	86400	-	31,563.2
5439000	9/6/2019	36.2	36.2	0.1782	6.45	5421	45.9485%	Fecal		CFU/100 mL	200	283.2	86400	-	31,563.2
5439000	2/13/2002	36.1	36.1	0.1782	6.43	5425	45.9824%	Fecal		CFU/100 mL	200	283.2	86400	-	31,476.0
5439000	6/5/2003	36.1	36.1	0.1782	6.43	5425	45.9824%	Fecal		CFU/100 mL	200	283.2	86400	-	31,476.0
5439000	12/20/2012	36.1	36.1	0.1782	6.43	5425	45.9824%	Fecal		CFU/100 mL	200	283.2	86400	-	31,476.0
5439000	2/11/2016	36.1	36.1	0.1782	6.43	5425	45.9824%	Fecal		CFU/100 mL	200	283.2	86400	-	31,476.0
5439000	1/16/1990	36	36	0.1782	6.41	5429	46.0163%	Fecal		CFU/100 mL	200	283.2	86400	-	31,388.8
5439000	1/30/1990	36	36	0.1782	6.41	5429	46.0163%	Fecal		CFU/100 mL	200	283.2	86400	-	31,388.8
5439000	7/10/1990	36	36	0.1782	6.41	5429	46.0163%	Fecal		CFU/100 mL	200	283.2	86400	-	31,388.8
5439000	7/14/1990	36	36	0.1782	6.41	5429	46.0163%	Fecal		CFU/100 mL	200	283.2	86400	-	31,388.8
5439000	8/29/1990	36	36	0.1782	6.41	5429	46.0163%	Fecal		CFU/100 mL	200	283.2	86400	-	31,388.8
5439000	11/21/1990	36	36	0.1782	6.41	5429	46.0163%	Fecal		CFU/100 mL	200	283.2	86400	-	31,388.8
5439000	3/15/1991	36	36	0.1782	6.41	5429	46.0163%	Fecal		CFU/100 mL	200	283.2	86400	-	31,388.8
5439000	12/28/1991	36	36	0.1782	6.41	5429	46.0163%	Fecal		CFU/100 mL	200	283.2	86400	-	31,388.8
5439000	1/3/1992	36	36	0.1782	6.41	5429	46.0163%	Fecal		CFU/100 mL	200	283.2	86400	-	31,388.8
5439000	1/6/1992	36	36	0.1782	6.41	5429	46.0163%	Fecal		CFU/100 mL	200	283.2	86400	-	31,388.8
5439000	5/10/1992	36	36	0.1782	6.41	5429	46.0163%	Fecal		CFU/100 mL	200	283.2	86400	-	31,388.8
5439000	6/2/1993	36	36	0.1782	6.41	5429	46.0163%	Fecal		CFU/100 mL	200	283.2	86400	-	31,388.8
5439000	6/3/1993	36	36	0.1782	6.41	5429	46.0163%	Fecal		CFU/100 mL	200	283.2	86400	-	31,388.8
5439000	7/15/1993	36	36	0.1782	6.41	5429	46.0163%	Fecal		CFU/100 mL	200	283.2	86400	-	31,388.8
5439000	8/12/1993	36	36	0.1782	6.41	5429	46.0163%	Fecal		CFU/100 mL	200	283.2	86400	-	31,388.8
5439000	2/5/1995	36	36	0.1782	6.41	5429	46.0163%	Fecal		CFU/100 mL	200	283.2	86400	-	31,388.8
5439000	7/1/1995	36	36	0.1782	6.41	5429	46.0163%	Fecal		CFU/100 mL	200	283.2	86400	-	31,388.8
5439000	7/9/1995	36	36	0.1782	6.41	5429	46.0163%	Fecal		CFU/100 mL	200	283.2	86400	-	31,388.8
5439000	3/25/1996	36	36	0.1782	6.41	5429	46.0163%	Fecal		CFU/100 mL	200	283.2	86400	-	31,388.8
5439000	4/30/1996	36	36	0.1782	6.41	5429	46.0163%	Fecal		CFU/100 mL	200	283.2	86400	-	31,388.8
5439000	1/19/1998	36	36	0.1782	6.41	5429	46.0163%	Fecal		CFU/100 mL	200	283.2	86400	-	31,388.8
5439000	7/1/1998	36	36	0.1782	6.41	5429	46.0163%	Fecal		CFU/100 mL	200	283.2	86400	-	31,388.8
5439000	8/25/1998	36	36	0.1782	6.41	5429	46.0163%	Fecal		CFU/100 mL	200	283.2	86400	-	31,388.8
5439000	11/1/1998	36	36	0.1782	6.41	5429	46.0163%	Fecal		CFU/100 mL	200	283.2	86400	-	31,388.8
5439000	11/2/1998	36	36	0.1782	6.41	5429	46.0163%	Fecal		CFU/100 mL	200	283.2	86400	-	31,388.8
5439000	11/23/1998	36	36	0.1782	6.41	5429	46.0163%	Fecal		CFU/100 mL	200	283.2	86400	-	31,388.8
5439000	4/5/1999	36	36	0.1782	6.41	5429	46.0163%	Fecal		CFU/100 mL	200	283.2	86400	-	31,388.8
5439000	4/14/1999	36	36	0.1782	6.41	5429	46.0163%	Fecal		CFU/100 mL	200	283.2	86400	-	31,388.8
5439000	5/8/2000	36	36	0.1782	6.41	5429	46.0163%	Fecal		CFU/100 mL	200	283.2	86400	-	31,388.8
5439000	5/5/2001	36	36	0.1782	6.41	5429	46.0163%	Fecal		CFU/100 mL	200	283.2	86400	-	31,388.8
5439000	5/6/2001	36	36	0.1782	6.41	5429	46.0163%	Fecal		CFU/100 mL	200	283.2	86400	-	31,388.8
5439000	5/10/2001	36	36	0.1782	6.41	5429	46.0163%	Fecal		CFU/100 mL	200	283.2	86400	-	31,388.8
5439000	5/21/2001	36	36	0.1782	6.41	5429	46.0163%	Fecal		CFU/100 mL	200	283.2	86400	-	31,388.8
5439000	7/5/2004	36	36	0.1782	6.41	5429	46.0163%	Fecal		CFU/100 mL	200	283.2	86400	-	31,388.8
5439000	5/10/2006	36	36	0.1782	6.41	5429	46.0163%	Fecal		CFU/100 mL	200	283.2	86400	-	31,388.8
5439000	1/23/2008	36	36	0.1782	6.41	5429	46.0163%	Fecal		CFU/100 mL	200	283.2	86400	-	31,388.8
5439000	6/25/2008	36	36	0.1782	6.41	5429	46.0163%	Fecal		CFU/100 mL	200	283.2	86400	-	31,388.8
5439000	7/7/2009	36	36	0.1782	6.41	5429	46.0163%	Fecal		CFU/100 mL	200	283.2	86400	-	31,388.8
5439000	7/9/2009	36	36	0.1782	6.41	5429	46.0163%	Fecal		CFU/100 mL	200	283.2	86400	-	31,388.8
5439000	2/22/2012	36	36	0.1782	6.41	5429	46.0163%	Fecal		CFU/100 mL	200	283.2	86400	-	31,388.8
5439000	4/21/2012	36	36	0.1782	6.41	5429	46.0163%	Fecal		CFU/100 mL	200	283.2	86400	-	31,388.8
5439000	6/6/2018	36	36	0.1782	6.41	5429	46.0163%	Fecal		CFU/100 mL	200	283.2	86400	-	31,388.8
5439000	11/26/2018	36	36	0.1782	6.41	5429	46.0163%	Fecal		CFU/100 mL	200	283.2	86400	-	31,388.8
5439000	7/15/2019	36	36	0.1782	6.41	5429	46.0163%	Fecal		CFU/100 mL	200	283.2	86400	-	31,388.8
5439000	6/4/2021	36	36	0.1782	6.41	5429	46.0163%	Fecal		CFU/100 mL	200	283.2	86400	-	31,388.8
5439000	12/12/1993	35.9	35.9	0.1782	6.40	5474	46.3977%	Fecal		CFU/100 mL	200	283.2	86400	-	31,301.6
5439000	4/7/2006	35.9	35.9	0.1782	6.40	5474	46.3977%	Fecal		CFU/100 mL	200	283.2	86400	-	31,301.6
5439000	12/6/2006	35.9	35.9	0.1782	6.40	5474	46.3977%	Fecal		CFU/100 mL	200	283.2	86400	-	31,301.6
5439000	10/19/2008	35.9	35.9	0.1782	6.40	5474	46.3977%	Fecal		CFU/100 mL	200	283.2	86400	-	31,301.6
5439000	11/21/2009	35.9	35.9	0.1782	6.40	5474	46.3977%	Fecal		CFU/100 mL	200	283.2	86400	-	31,301.6
5439000	2/22/2004	35.8	35.8	0.1782	6.38	5479	46.4401%	Fecal		CFU/100 mL	200	283.2	86400	-	31,214.4
5439000	9/17/2007	35.8	35.8	0.1782	6.38	5479	46.4401%	Fecal		CFU/100 mL	200	283.2	86400	-	31,214.4
5439000	10/21/2008	35.8	35.8	0.1782	6.38	5479	46.4401%	Fecal		CFU/100 mL	200	283.2	86400	-	31,214.4
5439000	5/3/2010	35.8	35.8	0.1782	6.38	5479	46.4401%	Fecal		CFU/100 mL	200	283.2	86400	-	31,214.4
5439000	3/30/2018	35.8	35.8	0.1782	6.38	5479	46.4401%	Fecal		CFU/100 mL	200	283.2	86400	-	31,214.4
5439000	11/5/1993	35.7	35.7	0.1782	6.36	5484	46.4825%	Fecal		CFU/100 mL	200	283.2	86400	-	31,127.3
5439000	6/8/2003	35.7	35.7	0.1782	6.36	5484	46.4825%	Fecal		CFU/100 mL	200	283.2	86400	-	31,127.3
5439000	5/11/2005	35.7	35.7	0.1782	6.36	5484	46.4825%	Fecal		CFU/100 mL	200	283.2	86400	-	31,127.3
5439000	12/13/2007	35.7	35.7	0.1782	6.36	5484	46.4825%	Fecal		CFU/100 mL	200	283.2	86400	-	31,127.3
5439000	8/5/2008	35.7	35.7	0.1782	6.36	5484	46.4825%	Fecal		CFU/100 mL	200	283.2	86400	-	31,127.3
5439000	4/12/2014	35.7	35.7	0.1782	6.36	5484	46.4825%	Fecal		CFU/100 mL	200	283.2	86400	-	31,127.3
5439000	8/6/2017	35.7	35.7	0.1782	6.36	5484	46.4825%	Fecal		CFU/100 mL	200	283.2	86400	-	31,127.3
5439000	5/8/2008	35.6	35.6	0.1782	6.34	5491	46.5418%	Fecal		CFU/100 mL	200	283.2	86400	-	31,040.1
5439000	1/23/2010	35.6	35.6	0.1782	6.34	5491	46.5418%	Fecal		CFU/100 mL	200	283.2	86400	-	31,040.1
5439000	6/4/2010	35.6	35.6	0.1782	6.34	5491	46.5418%	Fecal		CFU/100 mL	200	283.2	86400	-	31,040.1
5439000	8/17/2017	35.6	35.6	0.1782	6.34	5491	46.5418%	Fecal		CFU/100 mL	200	283.2	86400	-	31,040.1
5439000	4/25/2021	35.6	35.6	0.1782	6.34	5491	46.5418%	Fecal		CFU/100 mL	200	283.2	86400	-	31,040.1
5439000	7/30/2010	35.5	35.5	0.1782	6.33	5496	46.5842%	Fecal		CFU/100 mL	200	283.2	86400	-	30,952.9

Gage ID	Date	Discharge (CFS)	Gage Discharge (less Surrogate NPDES) (CFS)	Watershed Area Ratio	Calculated flow (CFS)	Rank	Flow Exceedance %	Parameter	Results	Units (mg or micro_gram	Limit/Standard	100mL/CF	sec/day	Actual Load (million colonies/day)	Allowable Load (million colonies/day)
5439000	5/3/2014	35.5	35.5	0.1782	6.33	5496	46.5842%	Fecal		CFU/100 mL	200	283.2	86400	-	30,952.9
5439000	2/20/2017	35.5	35.5	0.1782	6.33	5496	46.5842%	Fecal		CFU/100 mL	200	283.2	86400	-	30,952.9
5439000	3/22/2017	35.5	35.5	0.1782	6.33	5496	46.5842%	Fecal		CFU/100 mL	200	283.2	86400	-	30,952.9
5439000	6/28/2002	35.4	35.4	0.1782	6.31	5501	46.6265%	Fecal		CFU/100 mL	200	283.2	86400	-	30,865.7
5439000	8/13/2002	35.4	35.4	0.1782	6.31	5501	46.6265%	Fecal		CFU/100 mL	200	283.2	86400	-	30,865.7
5439000	4/4/2005	35.4	35.4	0.1782	6.31	5501	46.6265%	Fecal		CFU/100 mL	200	283.2	86400	-	30,865.7
5439000	1/21/2009	35.4	35.4	0.1782	6.31	5501	46.6265%	Fecal		CFU/100 mL	200	283.2	86400	-	30,865.7
5439000	1/22/2009	35.4	35.4	0.1782	6.31	5501	46.6265%	Fecal		CFU/100 mL	200	283.2	86400	-	30,865.7
5439000	8/28/2016	35.4	35.4	0.1782	6.31	5501	46.6265%	Fecal		CFU/100 mL	200	283.2	86400	-	30,865.7
5439000	11/8/2016	35.4	35.4	0.1782	6.31	5501	46.6265%	Fecal		CFU/100 mL	200	283.2	86400	-	30,865.7
5439000	3/19/2004	35.3	35.3	0.1782	6.29	5508	46.6859%	Fecal		CFU/100 mL	200	283.2	86400	-	30,778.5
5439000	4/15/1994	35.2	35.2	0.1782	6.27	5509	46.6944%	Fecal		CFU/100 mL	200	283.2	86400	-	30,691.3
5439000	10/23/2004	35.2	35.2	0.1782	6.27	5509	46.6944%	Fecal		CFU/100 mL	200	283.2	86400	-	30,691.3
5439000	3/15/2005	35.2	35.2	0.1782	6.27	5509	46.6944%	Fecal		CFU/100 mL	200	283.2	86400	-	30,691.3
5439000	6/2/2006	35.2	35.2	0.1782	6.27	5509	46.6944%	Fecal		CFU/100 mL	200	283.2	86400	-	30,691.3
5439000	5/28/2013	35.2	35.2	0.1782	6.27	5509	46.6944%	Fecal		CFU/100 mL	200	283.2	86400	-	30,691.3
5439000	4/1/2015	35.2	35.2	0.1782	6.27	5509	46.6944%	Fecal		CFU/100 mL	200	283.2	86400	-	30,691.3
5439000	1/28/2018	35.2	35.2	0.1782	6.27	5509	46.6944%	Fecal		CFU/100 mL	200	283.2	86400	-	30,691.3
5439000	5/4/2008	35.1	35.1	0.1782	6.25	5516	46.7537%	Fecal		CFU/100 mL	200	283.2	86400	-	30,604.1
5439000	2/16/2017	35.1	35.1	0.1782	6.25	5516	46.7537%	Fecal		CFU/100 mL	200	283.2	86400	-	30,604.1
5439000	3/23/2017	35.1	35.1	0.1782	6.25	5516	46.7537%	Fecal		CFU/100 mL	200	283.2	86400	-	30,604.1
5439000	1/5/1990	35	35	0.1782	6.24	5519	46.7791%	Fecal		CFU/100 mL	200	283.2	86400	-	30,516.9
5439000	8/7/1990	35	35	0.1782	6.24	5519	46.7791%	Fecal		CFU/100 mL	200	283.2	86400	-	30,516.9
5439000	11/17/1990	35	35	0.1782	6.24	5519	46.7791%	Fecal		CFU/100 mL	200	283.2	86400	-	30,516.9
5439000	6/19/1991	35	35	0.1782	6.24	5519	46.7791%	Fecal		CFU/100 mL	200	283.2	86400	-	30,516.9
5439000	11/2/1991	35	35	0.1782	6.24	5519	46.7791%	Fecal		CFU/100 mL	200	283.2	86400	-	30,516.9
5439000	11/16/1991	35	35	0.1782	6.24	5519	46.7791%	Fecal		CFU/100 mL	200	283.2	86400	-	30,516.9
5439000	2/4/1992	35	35	0.1782	6.24	5519	46.7791%	Fecal		CFU/100 mL	200	283.2	86400	-	30,516.9
5439000	5/11/1992	35	35	0.1782	6.24	5519	46.7791%	Fecal		CFU/100 mL	200	283.2	86400	-	30,516.9
5439000	5/13/1992	35	35	0.1782	6.24	5519	46.7791%	Fecal		CFU/100 mL	200	283.2	86400	-	30,516.9
5439000	9/14/1992	35	35	0.1782	6.24	5519	46.7791%	Fecal		CFU/100 mL	200	283.2	86400	-	30,516.9
5439000	2/20/1993	35	35	0.1782	6.24	5519	46.7791%	Fecal		CFU/100 mL	200	283.2	86400	-	30,516.9
5439000	6/1/1993	35	35	0.1782	6.24	5519	46.7791%	Fecal		CFU/100 mL	200	283.2	86400	-	30,516.9
5439000	1/3/1994	35	35	0.1782	6.24	5519	46.7791%	Fecal		CFU/100 mL	200	283.2	86400	-	30,516.9
5439000	7/8/1994	35	35	0.1782	6.24	5519	46.7791%	Fecal		CFU/100 mL	200	283.2	86400	-	30,516.9
5439000	2/11/1995	35	35	0.1782	6.24	5519	46.7791%	Fecal		CFU/100 mL	200	283.2	86400	-	30,516.9
5439000	2/12/1995	35	35	0.1782	6.24	5519	46.7791%	Fecal		CFU/100 mL	200	283.2	86400	-	30,516.9
5439000	4/29/1997	35	35	0.1782	6.24	5519	46.7791%	Fecal		CFU/100 mL	200	283.2	86400	-	30,516.9
5439000	4/12/1999	35	35	0.1782	6.24	5519	46.7791%	Fecal		CFU/100 mL	200	283.2	86400	-	30,516.9
5439000	4/13/1999	35	35	0.1782	6.24	5519	46.7791%	Fecal		CFU/100 mL	200	283.2	86400	-	30,516.9
5439000	5/5/2000	35	35	0.1782	6.24	5519	46.7791%	Fecal		CFU/100 mL	200	283.2	86400	-	30,516.9
5439000	7/19/2000	35	35	0.1782	6.24	5519	46.7791%	Fecal		CFU/100 mL	200	283.2	86400	-	30,516.9
5439000	5/29/2001	35	35	0.1782	6.24	5519	46.7791%	Fecal		CFU/100 mL	200	283.2	86400	-	30,516.9
5439000	9/23/2001	35	35	0.1782	6.24	5519	46.7791%	Fecal		CFU/100 mL	200	283.2	86400	-	30,516.9
5439000	1/20/2005	35	35	0.1782	6.24	5519	46.7791%	Fecal		CFU/100 mL	200	283.2	86400	-	30,516.9
5439000	1/1/2008	35	35	0.1782	6.24	5519	46.7791%	Fecal		CFU/100 mL	200	283.2	86400	-	30,516.9
5439000	1/24/2008	35	35	0.1782	6.24	5519	46.7791%	Fecal		CFU/100 mL	200	283.2	86400	-	30,516.9
5439000	1/26/2008	35	35	0.1782	6.24	5519	46.7791%	Fecal		CFU/100 mL	200	283.2	86400	-	30,516.9
5439000	8/19/2009	35	35	0.1782	6.24	5519	46.7791%	Fecal		CFU/100 mL	200	283.2	86400	-	30,516.9
5439000	2/15/2011	35	35	0.1782	6.24	5519	46.7791%	Fecal		CFU/100 mL	200	283.2	86400	-	30,516.9
5439000	5/25/2012	35	35	0.1782	6.24	5519	46.7791%	Fecal		CFU/100 mL	200	283.2	86400	-	30,516.9
5439000	2/1/2013	35	35	0.1782	6.24	5519	46.7791%	Fecal		CFU/100 mL	200	283.2	86400	-	30,516.9
5439000	10/26/2016	35	35	0.1782	6.24	5519	46.7791%	Fecal		CFU/100 mL	200	283.2	86400	-	30,516.9
5439000	2/20/2020	35	35	0.1782	6.24	5519	46.7791%	Fecal		CFU/100 mL	200	283.2	86400	-	30,516.9
5439000	2/21/2020	35	35	0.1782	6.24	5519	46.7791%	Fecal		CFU/100 mL	200	283.2	86400	-	30,516.9
5439000	6/30/2020	35	35	0.1782	6.24	5519	46.7791%	Fecal		CFU/100 mL	200	283.2	86400	-	30,516.9
5439000	12/10/2004	34.9	34.9	0.1782	6.22	5554	47.0758%	Fecal		CFU/100 mL	200	283.2	86400	-	30,429.7
5439000	4/5/2005	34.9	34.9	0.1782	6.22	5554	47.0758%	Fecal		CFU/100 mL	200	283.2	86400	-	30,429.7
5439000	6/28/2007	34.9	34.9	0.1782	6.22	5554	47.0758%	Fecal		CFU/100 mL	200	283.2	86400	-	30,429.7
5439000	4/22/2012	34.9	34.9	0.1782	6.22	5554	47.0758%	Fecal		CFU/100 mL	200	283.2	86400	-	30,429.7
5439000	4/27/2021	34.9	34.9	0.1782	6.22	5554	47.0758%	Fecal		CFU/100 mL	200	283.2	86400	-	30,429.7
5439000	11/27/1993	34.8	34.8	0.1782	6.20	5559	47.1182%	Fecal		CFU/100 mL	200	283.2	86400	-	30,342.5
5439000	3/19/2005	34.8	34.8	0.1782	6.20	5559	47.1182%	Fecal		CFU/100 mL	200	283.2	86400	-	30,342.5
5439000	6/21/2007	34.8	34.8	0.1782	6.20	5559	47.1182%	Fecal		CFU/100 mL	200	283.2	86400	-	30,342.5
5439000	5/5/2012	34.8	34.8	0.1782	6.20	5559	47.1182%	Fecal		CFU/100 mL	200	283.2	86400	-	30,342.5
5439000	6/4/2012	34.8	34.8	0.1782	6.20	5559	47.1182%	Fecal		CFU/100 mL	200	283.2	86400	-	30,342.5
5439000	5/16/2014	34.8	34.8	0.1782	6.20	5559	47.1182%	Fecal		CFU/100 mL	200	283.2	86400	-	30,342.5
5439000	10/14/2014	34.8	34.8	0.1782	6.20	5559	47.1182%	Fecal		CFU/100 mL	200	283.2	86400	-	30,342.5
5439000	12/20/2019	34.8	34.8	0.1782	6.20	5559	47.1182%	Fecal		CFU/100 mL	200	283.2	86400	-	30,342.5
5439000	3/17/2005	34.7	34.7	0.1782	6.18	5567	47.1860%	Fecal		CFU/100 mL	200	283.2	86400	-	30,255.3
5439000	5/12/2005	34.7	34.7	0.1782	6.18	5567	47.1860%	Fecal		CFU/100 mL	200	283.2	86400	-	30,255.3
5439000	4/23/2006	34.7	34.7	0.1782	6.18	5567	47.1860%	Fecal		CFU/100 mL	200	283.2	86400	-	30,255.3
5439000	6/19/2006	34.7	34.7	0.1782	6.18	5567	47.1860%	Fecal		CFU/100 mL	200	283.2	86400	-	30,255.3
5439000	5/16/2007	34.7	34.7	0.1782	6.18	5567	47.1860%	Fecal		CFU/100 mL	200	283.2	86400	-	30,255.3
5439000	2/18/2017	34.7	34.7	0.1782	6.18	5567	47.1860%	Fecal		CFU/100 mL	200	283.2	86400	-	30,255.3
5439000	6/26/2017	34.7	34.7	0.1782	6.18	5567	47.1860%	Fecal		CFU/100 mL	200	283.2	86400	-	30,255.3
5439000	2/28/2021	34.7	34.7	0.1782	6.18	5567	47.1860%	Fecal		CFU/100 mL	200	283.2	86400	-	30,255.3
5439000	4/13/2004	34.6	34.6	0.1782	6.16	5575	47.2538%	Fecal		CFU/100 mL	200	283.2	86400	-	30,168.2
5439000	5/6/2004	34.6	34.6	0.1782	6.16	5575	47.2538%	Fecal		CFU/100 mL	200	283.2	86400	-	30,168.2
5439000	7/4/2011	34.6	34.6	0.1782	6.16	5575	47.2538%	Fecal		CFU/100 mL	200	283.2	86400	-	30,168.2
5439000	5/2/2012	34.6	34.6	0.1782	6.16	5575	47.2538%	Fecal		CFU/100 mL	200	283.2	86400	-	30,168.2
5439000	4/3/2013	34.6	34.6	0.1782	6.16	5575	47.2538%	Fecal		CFU/100 mL	200	283.2	86400	-	30,168.2
5439000	4/17/2018	34.6	34.6	0.1782	6.16	5575	47.2538%	Fecal		CFU/100 mL	200	283.2	86400	-	30,168.2
5439000	2/18/2002	34.5	34.5	0.1782	6.15	5581	47.3046%	Fecal		CFU/100 mL	200	283.2	86400	-	30,081.0
5439000	3/16/2005	34.5	34.5	0.1782	6.15	5581	47.3046%	Fecal		CFU/100 mL	200	283.2	86400	-	30,081.0
5439000	7/19/2012	34.5	34.5	0.1782	6.15	5581	47.3046%	Fecal		CFU/100 mL	200	283.2	86400	-	30,081.0
5439000	5/24/2014	34.5	34.5	0.1782	6.15	5581	47.3046%	Fecal		CFU/100 mL	200	283.2	86400	-	30,081.0
5439000	1/13/2017	34.5	34.5	0.1782	6.15	5581	47.3046%	Fecal		CFU/100 mL	200	283.2	86400	-	30,081.0
5439000	11/4/1993	34.4	34.4	0.1782	6.13	5586	47.3470%	Fecal		CFU/100 mL	200	283.2	86400	-	29,993.8
5439000	2/9/2010	34.4	34.4	0.1782	6.13	5586	47.3470%	Fecal		CFU/100 mL	200	283.2	86400	-	29,993.8
5439000	6/8/2010	34.4	34.4	0.1782	6.13	5586	47.3470%	Fecal		CFU/100 mL	200	283.2	86400	-	29,993.8
5439000	10/27/2016	34.4	34.4	0.1782	6.13	5586	47.3470%	Fecal		CFU/100 mL	200	283.2	86400	-	29,993.8
5439000	7/16/2018	34.4	34.4	0.1782	6.13	5586	47.3470%	Fecal		CFU/100 mL	200	283.2	86400	-	29,993.8
5439000	6/6/2003	34.3	34.3	0.1782	6.11	5591	47.3894%	Fecal		CFU/100 mL	200	283.2	86400	-	29,906.6
5439000	7/1/2004	34.3	34.3	0.1782	6.11	5591	47.3894%	Fecal		CFU/100 mL	200	283.2	86400	-	29,906.6
5439000	2/19/2012	34.3	34.3	0.1782	6.11	5591	47.3894%	Fecal		CFU/100 mL	200	283.2	86400	-	29,906.6
5439000	11/3/1993	34.2	34.2	0.1782	6.09	5594	47.4148%	Fecal		CFU/100 mL	200	283.2	86400	-	29,819.4
5439000	11/22/2009	34.2	34.2	0.1782	6.09	5594	47.4148%	Fecal		CFU/100 mL	200	283.2	86400	-	29,819.4
5439000	1/17/2010	34.2	34.2	0.1782	6.09	5594	47.4148%	Fecal		CFU/100 mL	200	283.2	86400	-	29,819.4
5439000	2/8/2010	34.2	34.2	0.1782	6.09	5594	47.4148%	Fecal		CFU/100 mL	200	283.2	86400	-	29,819.4
5439000	7/13/2020	34.2	34.2	0.1782	6.09	5594	47.4148%	Fecal		CFU/100 mL	200	283.2	86400	-	29,819.4
5439000	6/22/2006	34.1	34.1	0.1782	6.08	5599	47.4572%	Fecal		CFU/100 mL	200	283.2	86400	-	29,732.2
5439000	4/25/2014	34.1	34.1	0.1782	6.08	5599	47.4572%	Fecal		CFU/100 mL	200	283.2	86400	-	29,732.2
5439000	4/2/2018	34.1	34.1	0.1782	6.08	5599	47.4572%	Fecal		CFU/100 mL	200	283.2	86400	-	29,732.2
5439000	7/22/2021	34.1	34.1	0.1782	6.08	5599	47.4572%	Fecal		CFU/100 mL	200	283.2	86400	-	29,732.2
5439000	1/20/1990	34	34	0.1782	6.06	5603	47.4911%	Fecal		CFU/100 mL	200	283.2	86400	-	29,645.0
5439000	7/12/1990	34	34	0.1782	6.06	5603	47.4911%	Fecal		CFU/100 mL	200	283.2	86400	-	29,645.0
5439000	7/26/1990	34	34	0.1782	6.06	5603	47.4911%	Fecal		CFU/100 mL	200	283.2	86400	-	29,645.0
5439000	11/18/1990	34	34	0.1782	6.06	5603	47.4911%	Fecal		CFU/100 mL	200	283.2	86400	-	29,645.0
5439000	11/19/1990	34	34	0.1782	6.06	5603	47.4911%	Fecal		CFU/100 mL	200	283.2	86400	-	29,645.0
5439000	1/4/1991	34	34	0.1782	6.06	5603	47.4911%	Fecal		CFU/100 mL	200	283.2	86400	-	29,645.0
5439000	2/26/1991	34	34	0.1782	6.06	5603	47.4911%	Fecal		CFU/100 mL	200	283.2	86400	-	29,645.0
5439000	11/22/1991	34	34	0.1782	6.06	5603	47.4911%	Fecal		CFU/100 mL	200	283.2	86400	-	29,645.0
5439000	12/27/1991	34	34	0.1782	6.06	5603	47.4911%	Fecal		CFU/100 mL	200	283.2	86400	-	29,645.0
5439000	1/2/1992	34	34	0.1782	6.06	5603	47.4911%	Fecal		CFU/100 mL	200	283.2	86400	-	29,645.0
5439000	2/2/1992	34	34	0.1782	6.06	5603	47.4911%	Fecal		CFU/100 mL	200	283.2	86400	-	29,645.0
5439000	2/12/1992	34	34	0.1782	6.06	5603	47.4911%	Fecal		CFU/100 mL	200	283.2	86400	-	29,645.0
5439000	4/7/1992	34	34	0.1782	6.06	5603	47.4911%	Fecal		CFU/100 mL	200	283.2	86400	-	29,645.0
5439000	7/18/1992	34	34	0.1782	6.06	5603	47.4911%	Fecal		CFU/100 mL	200	283.2	86400	-	29,645.0
5439000	9/15/1992	34	34	0.1782	6.06	5603	47.4911%	Fecal		CFU/100 mL	200	283.2	86400	-	29,645.0
5439000	11/1/1992	34	34	0.1782	6.06	5603	47.4911%	Fecal		CFU/100 mL	200	283.2	86400	-	29,645.0
5439000	2/18/1993	34	34	0.1782	6.06	5603	47.4911%	Fecal		CFU/100 mL	200	283.2	86400	-	29,645.0
5439000	2/21/1993	34	34	0.1782	6.06	5603	47.4911%	Fecal		CFU/100 mL	200	283.2	86400	-	29,645.0
5439000	8/7/1993	34	34	0.1782	6.06	5603	47.4911%	Fecal		CFU/100 mL	200	283.2	86400	-	29,645.0
5439000	12/7/1995	34	34	0.1782	6.06	5603	47.4911%	Fecal		CFU/100 mL	200	283.2	86400	-	29,645.0

Gage ID	Date	Discharge (CFS)	Gage Discharge (less Surrogate NPDES) (CFS)	Watershed Area Ratio	Calculated flow (CFS)	Rank	Flow Exceedance %	Parameter	Results	Units (mg or micro_gram	Limit/Standard	100mL/CF	sec/day	Actual Load (million colonies/day)	Allowable Load (million colonies/day)
5439000	5/1/1996	34	34	0.1782	6.06	5603	47.4911%	Fecal		CFU/100 mL	200	283.2	86400	-	29,645.0
5439000	8/27/1996	34	34	0.1782	6.06	5603	47.4911%	Fecal		CFU/100 mL	200	283.2	86400	-	29,645.0
5439000	6/14/1997	34	34	0.1782	6.06	5603	47.4911%	Fecal		CFU/100 mL	200	283.2	86400	-	29,645.0
5439000	7/14/1998	34	34	0.1782	6.06	5603	47.4911%	Fecal		CFU/100 mL	200	283.2	86400	-	29,645.0
5439000	7/19/1998	34	34	0.1782	6.06	5603	47.4911%	Fecal		CFU/100 mL	200	283.2	86400	-	29,645.0
5439000	12/20/1998	34	34	0.1782	6.06	5603	47.4911%	Fecal		CFU/100 mL	200	283.2	86400	-	29,645.0
5439000	3/10/2000	34	34	0.1782	6.06	5603	47.4911%	Fecal		CFU/100 mL	200	283.2	86400	-	29,645.0
5439000	5/6/2000	34	34	0.1782	6.06	5603	47.4911%	Fecal		CFU/100 mL	200	283.2	86400	-	29,645.0
5439000	5/7/2000	34	34	0.1782	6.06	5603	47.4911%	Fecal		CFU/100 mL	200	283.2	86400	-	29,645.0
5439000	11/15/2000	34	34	0.1782	6.06	5603	47.4911%	Fecal		CFU/100 mL	200	283.2	86400	-	29,645.0
5439000	2/7/2001	34	34	0.1782	6.06	5603	47.4911%	Fecal		CFU/100 mL	200	283.2	86400	-	29,645.0
5439000	5/12/2001	34	34	0.1782	6.06	5603	47.4911%	Fecal		CFU/100 mL	200	283.2	86400	-	29,645.0
5439000	6/24/2001	34	34	0.1782	6.06	5603	47.4911%	Fecal		CFU/100 mL	200	283.2	86400	-	29,645.0
5439000	1/25/2008	34	34	0.1782	6.06	5603	47.4911%	Fecal		CFU/100 mL	200	283.2	86400	-	29,645.0
5439000	1/27/2008	34	34	0.1782	6.06	5603	47.4911%	Fecal		CFU/100 mL	200	283.2	86400	-	29,645.0
5439000	6/24/2020	34	34	0.1782	6.06	5603	47.4911%	Fecal		CFU/100 mL	200	283.2	86400	-	29,645.0
5439000	11/1/1993	33.9	33.9	0.1782	6.04	5639	47.7962%	Fecal		CFU/100 mL	200	283.2	86400	-	29,557.8
5439000	2/15/2008	33.9	33.9	0.1782	6.04	5639	47.7962%	Fecal		CFU/100 mL	200	283.2	86400	-	29,557.8
5439000	4/7/2015	33.9	33.9	0.1782	6.04	5639	47.7962%	Fecal		CFU/100 mL	200	283.2	86400	-	29,557.8
5439000	11/8/2018	33.9	33.9	0.1782	6.04	5639	47.7962%	Fecal		CFU/100 mL	200	283.2	86400	-	29,557.8
5439000	6/7/2003	33.8	33.8	0.1782	6.02	5643	47.8301%	Fecal		CFU/100 mL	200	283.2	86400	-	29,470.6
5439000	7/11/2010	33.8	33.8	0.1782	6.02	5643	47.8301%	Fecal		CFU/100 mL	200	283.2	86400	-	29,470.6
5439000	12/12/2016	33.8	33.8	0.1782	6.02	5643	47.8301%	Fecal		CFU/100 mL	200	283.2	86400	-	29,470.6
5439000	7/12/2017	33.8	33.8	0.1782	6.02	5643	47.8301%	Fecal		CFU/100 mL	200	283.2	86400	-	29,470.6
5439000	1/30/2018	33.8	33.8	0.1782	6.02	5643	47.8301%	Fecal		CFU/100 mL	200	283.2	86400	-	29,470.6
5439000	7/27/2015	33.7	33.7	0.1782	6.00	5648	47.8725%	Fecal		CFU/100 mL	200	283.2	86400	-	29,383.4
5439000	7/2/2016	33.7	33.7	0.1782	6.00	5648	47.8725%	Fecal		CFU/100 mL	200	283.2	86400	-	29,383.4
5439000	4/26/2021	33.7	33.7	0.1782	6.00	5648	47.8725%	Fecal		CFU/100 mL	200	283.2	86400	-	29,383.4
5439000	11/6/1993	33.6	33.6	0.1782	5.99	5651	47.8979%	Fecal		CFU/100 mL	200	283.2	86400	-	29,296.2
5439000	5/5/2008	33.6	33.6	0.1782	5.99	5651	47.8979%	Fecal		CFU/100 mL	200	283.2	86400	-	29,296.2
5439000	6/9/2010	33.6	33.6	0.1782	5.99	5651	47.8979%	Fecal		CFU/100 mL	200	283.2	86400	-	29,296.2
5439000	8/14/2010	33.6	33.6	0.1782	5.99	5651	47.8979%	Fecal		CFU/100 mL	200	283.2	86400	-	29,296.2
5439000	3/18/2005	33.5	33.5	0.1782	5.97	5655	47.9319%	Fecal		CFU/100 mL	200	283.2	86400	-	29,209.1
5439000	9/18/2007	33.5	33.5	0.1782	5.97	5655	47.9319%	Fecal		CFU/100 mL	200	283.2	86400	-	29,209.1
5439000	2/19/2017	33.5	33.5	0.1782	5.97	5655	47.9319%	Fecal		CFU/100 mL	200	283.2	86400	-	29,209.1
5439000	11/30/2001	33.4	33.4	0.1782	5.95	5658	47.9573%	Fecal		CFU/100 mL	200	283.2	86400	-	29,121.9
5439000	5/4/2010	33.4	33.4	0.1782	5.95	5658	47.9573%	Fecal		CFU/100 mL	200	283.2	86400	-	29,121.9
5439000	7/9/2010	33.4	33.4	0.1782	5.95	5658	47.9573%	Fecal		CFU/100 mL	200	283.2	86400	-	29,121.9
5439000	8/19/2016	33.4	33.4	0.1782	5.95	5658	47.9573%	Fecal		CFU/100 mL	200	283.2	86400	-	29,121.9
5439000	11/25/2018	33.4	33.4	0.1782	5.95	5658	47.9573%	Fecal		CFU/100 mL	200	283.2	86400	-	29,121.9
5439000	11/12/1993	33.3	33.3	0.1782	5.93	5663	47.9997%	Fecal		CFU/100 mL	200	283.2	86400	-	29,034.7
5439000	8/20/2005	33.3	33.3	0.1782	5.93	5663	47.9997%	Fecal		CFU/100 mL	200	283.2	86400	-	29,034.7
5439000	11/26/2008	33.3	33.3	0.1782	5.93	5663	47.9997%	Fecal		CFU/100 mL	200	283.2	86400	-	29,034.7
5439000	1/18/2010	33.3	33.3	0.1782	5.93	5663	47.9997%	Fecal		CFU/100 mL	200	283.2	86400	-	29,034.7
5439000	5/29/2012	33.3	33.3	0.1782	5.93	5663	47.9997%	Fecal		CFU/100 mL	200	283.2	86400	-	29,034.7
5439000	4/24/2012	33.2	33.2	0.1782	5.92	5668	48.0420%	Fecal		CFU/100 mL	200	283.2	86400	-	28,947.5
5439000	12/9/2017	33.2	33.2	0.1782	5.92	5668	48.0420%	Fecal		CFU/100 mL	200	283.2	86400	-	28,947.5
5439000	11/26/2014	33.1	33.1	0.1782	5.90	5670	48.0590%	Fecal		CFU/100 mL	200	283.2	86400	-	28,860.3
5439000	7/20/2018	33.1	33.1	0.1782	5.90	5670	48.0590%	Fecal		CFU/100 mL	200	283.2	86400	-	28,860.3
5439000	8/15/1990	33	33	0.1782	5.88	5672	48.0759%	Fecal		CFU/100 mL	200	283.2	86400	-	28,773.1
5439000	1/6/1991	33	33	0.1782	5.88	5672	48.0759%	Fecal		CFU/100 mL	200	283.2	86400	-	28,773.1
5439000	2/25/1991	33	33	0.1782	5.88	5672	48.0759%	Fecal		CFU/100 mL	200	283.2	86400	-	28,773.1
5439000	3/10/1991	33	33	0.1782	5.88	5672	48.0759%	Fecal		CFU/100 mL	200	283.2	86400	-	28,773.1
5439000	3/12/1991	33	33	0.1782	5.88	5672	48.0759%	Fecal		CFU/100 mL	200	283.2	86400	-	28,773.1
5439000	6/20/1991	33	33	0.1782	5.88	5672	48.0759%	Fecal		CFU/100 mL	200	283.2	86400	-	28,773.1
5439000	11/15/1991	33	33	0.1782	5.88	5672	48.0759%	Fecal		CFU/100 mL	200	283.2	86400	-	28,773.1
5439000	1/4/1992	33	33	0.1782	5.88	5672	48.0759%	Fecal		CFU/100 mL	200	283.2	86400	-	28,773.1
5439000	1/7/1992	33	33	0.1782	5.88	5672	48.0759%	Fecal		CFU/100 mL	200	283.2	86400	-	28,773.1
5439000	2/6/1992	33	33	0.1782	5.88	5672	48.0759%	Fecal		CFU/100 mL	200	283.2	86400	-	28,773.1
5439000	2/22/1993	33	33	0.1782	5.88	5672	48.0759%	Fecal		CFU/100 mL	200	283.2	86400	-	28,773.1
5439000	7/16/1993	33	33	0.1782	5.88	5672	48.0759%	Fecal		CFU/100 mL	200	283.2	86400	-	28,773.1
5439000	11/2/1993	33	33	0.1782	5.88	5672	48.0759%	Fecal		CFU/100 mL	200	283.2	86400	-	28,773.1
5439000	11/28/1993	33	33	0.1782	5.88	5672	48.0759%	Fecal		CFU/100 mL	200	283.2	86400	-	28,773.1
5439000	2/13/1995	33	33	0.1782	5.88	5672	48.0759%	Fecal		CFU/100 mL	200	283.2	86400	-	28,773.1
5439000	4/29/1996	33	33	0.1782	5.88	5672	48.0759%	Fecal		CFU/100 mL	200	283.2	86400	-	28,773.1
5439000	6/7/1997	33	33	0.1782	5.88	5672	48.0759%	Fecal		CFU/100 mL	200	283.2	86400	-	28,773.1
5439000	11/3/1998	33	33	0.1782	5.88	5672	48.0759%	Fecal		CFU/100 mL	200	283.2	86400	-	28,773.1
5439000	11/25/1998	33	33	0.1782	5.88	5672	48.0759%	Fecal		CFU/100 mL	200	283.2	86400	-	28,773.1
5439000	11/30/1998	33	33	0.1782	5.88	5672	48.0759%	Fecal		CFU/100 mL	200	283.2	86400	-	28,773.1
5439000	4/7/1999	33	33	0.1782	5.88	5672	48.0759%	Fecal		CFU/100 mL	200	283.2	86400	-	28,773.1
5439000	7/4/1999	33	33	0.1782	5.88	5672	48.0759%	Fecal		CFU/100 mL	200	283.2	86400	-	28,773.1
5439000	3/11/2000	33	33	0.1782	5.88	5672	48.0759%	Fecal		CFU/100 mL	200	283.2	86400	-	28,773.1
5439000	3/20/2000	33	33	0.1782	5.88	5672	48.0759%	Fecal		CFU/100 mL	200	283.2	86400	-	28,773.1
5439000	5/24/2000	33	33	0.1782	5.88	5672	48.0759%	Fecal		CFU/100 mL	200	283.2	86400	-	28,773.1
5439000	10/6/2000	33	33	0.1782	5.88	5672	48.0759%	Fecal		CFU/100 mL	200	283.2	86400	-	28,773.1
5439000	11/16/2000	33	33	0.1782	5.88	5672	48.0759%	Fecal		CFU/100 mL	200	283.2	86400	-	28,773.1
5439000	5/9/2001	33	33	0.1782	5.88	5672	48.0759%	Fecal		CFU/100 mL	200	283.2	86400	-	28,773.1
5439000	5/15/2001	33	33	0.1782	5.88	5672	48.0759%	Fecal		CFU/100 mL	200	283.2	86400	-	28,773.1
5439000	5/26/2001	33	33	0.1782	5.88	5672	48.0759%	Fecal		CFU/100 mL	200	283.2	86400	-	28,773.1
5439000	12/15/2001	33	33	0.1782	5.88	5672	48.0759%	Fecal		CFU/100 mL	200	283.2	86400	-	28,773.1
5439000	9/5/2006	33	33	0.1782	5.88	5672	48.0759%	Fecal		CFU/100 mL	200	283.2	86400	-	28,773.1
5439000	1/28/2008	33	33	0.1782	5.88	5672	48.0759%	Fecal		CFU/100 mL	200	283.2	86400	-	28,773.1
5439000	1/29/2008	33	33	0.1782	5.88	5672	48.0759%	Fecal		CFU/100 mL	200	283.2	86400	-	28,773.1
5439000	2/2/2008	33	33	0.1782	5.88	5672	48.0759%	Fecal		CFU/100 mL	200	283.2	86400	-	28,773.1
5439000	2/20/2012	33	33	0.1782	5.88	5672	48.0759%	Fecal		CFU/100 mL	200	283.2	86400	-	28,773.1
5439000	12/7/2017	33	33	0.1782	5.88	5672	48.0759%	Fecal		CFU/100 mL	200	283.2	86400	-	28,773.1
5439000	9/9/2020	33	33	0.1782	5.88	5672	48.0759%	Fecal		CFU/100 mL	200	283.2	86400	-	28,773.1
5439000	10/23/2020	33	33	0.1782	5.88	5672	48.0759%	Fecal		CFU/100 mL	200	283.2	86400	-	28,773.1
5439000	4/13/2005	32.9	32.9	0.1782	5.86	5711	48.4065%	Fecal		CFU/100 mL	200	283.2	86400	-	28,685.9
5439000	6/21/2006	32.9	32.9	0.1782	5.86	5711	48.4065%	Fecal		CFU/100 mL	200	283.2	86400	-	28,685.9
5439000	1/25/2007	32.9	32.9	0.1782	5.86	5711	48.4065%	Fecal		CFU/100 mL	200	283.2	86400	-	28,685.9
5439000	7/25/2008	32.9	32.9	0.1782	5.86	5711	48.4065%	Fecal		CFU/100 mL	200	283.2	86400	-	28,685.9
5439000	11/23/2009	32.9	32.9	0.1782	5.86	5711	48.4065%	Fecal		CFU/100 mL	200	283.2	86400	-	28,685.9
5439000	6/28/2008	32.8	32.8	0.1782	5.84	5716	48.4489%	Fecal		CFU/100 mL	200	283.2	86400	-	28,598.7
5439000	5/28/2012	32.8	32.8	0.1782	5.84	5716	48.4489%	Fecal		CFU/100 mL	200	283.2	86400	-	28,598.7
5439000	12/23/2018	32.8	32.8	0.1782	5.84	5716	48.4489%	Fecal		CFU/100 mL	200	283.2	86400	-	28,598.7
5439000	7/2/2020	32.8	32.8	0.1782	5.84	5716	48.4489%	Fecal		CFU/100 mL	200	283.2	86400	-	28,598.7
5439000	6/17/2021	32.8	32.8	0.1782	5.84	5716	48.4489%	Fecal		CFU/100 mL	200	283.2	86400	-	28,598.7
5439000	3/21/2004	32.7	32.7	0.1782	5.83	5721	48.4913%	Fecal		CFU/100 mL	200	283.2	86400	-	28,511.5
5439000	4/14/2004	32.7	32.7	0.1782	5.83	5721	48.4913%	Fecal		CFU/100 mL	200	283.2	86400	-	28,511.5
5439000	10/22/2009	32.7	32.7	0.1782	5.83	5721	48.4913%	Fecal		CFU/100 mL	200	283.2	86400	-	28,511.5
5439000	4/26/2012	32.7	32.7	0.1782	5.83	5721	48.4913%	Fecal		CFU/100 mL	200	283.2	86400	-	28,511.5
5439000	4/18/2018	32.7	32.7	0.1782	5.83	5721	48.4913%	Fecal		CFU/100 mL	200	283.2	86400	-	28,511.5
5439000	2/18/2018	32.6	32.6	0.1782	5.81	5727	48.5421%	Fecal		CFU/100 mL	200	283.2	86400	-	28,424.3
5439000	2/16/2022	32.6	32.6	0.1782	5.81	5727	48.5421%	Fecal		CFU/100 mL	200	283.2	86400	-	28,424.3
5439000	11/15/1993	32.5	32.5	0.1782	5.79	5729	48.5591%	Fecal		CFU/100 mL	200	283.2	86400	-	28,337.1
5439000	6/25/2007	32.5	32.5	0.1782	5.79	5729	48.5591%	Fecal		CFU/100 mL	200	283.2	86400	-	28,337.1
5439000	1/14/2009	32.5	32.5	0.1782	5.79	5729	48.5591%	Fecal		CFU/100 mL	200	283.2	86400	-	28,337.1
5439000	1/15/2009	32.5	32.5	0.1782	5.79	5729	48.5591%	Fecal		CFU/100 mL	200	283.2	86400	-	28,337.1
5439000	1/18/2009	32.5	32.5	0.1782	5.79	5729	48.5591%	Fecal		CFU/100 mL	200	283.2	86400	-	28,337.1
5439000	1/12/2017	32.5	32.5	0.1782	5.79	5729	48.5591%	Fecal		CFU/100 mL	200	283.2	86400	-	28,337.1
5439000	11/13/2017	32.5	32.5	0.1782	5.79	5729	48.5591%	Fecal		CFU/100 mL	200	283.2	86400	-	28,337.1
5439000	7/14/2019	32.5	32.5	0.1782	5.79	5729	48.5591%	Fecal		CFU/100 mL	200	283.2	86400	-	28,337.1
5439000	5/7/2004	32.4	32.4	0.1782	5.77	5737	48.6269%	Fecal		CFU/100 mL	200	283.2	86400	-	28,249.9
5439000	6/3/2006	32.4	32.4	0.1782	5.77	5737	48.6269%	Fecal		CFU/100 mL	200	283.2	86400	-	28,249.9
5439000	6/8/2021	32.4	32.4	0.1782	5.77	5737	48.6269%	Fecal		CFU/100 mL	200	283.2	86400	-	28,249.9
5439000	6/9/2021	32.4	32.4	0.1782	5.77	5737	48.6269%	Fecal		CFU/100 mL	200	283.2	86400	-	28,249.9
5439000	5/6/2008	32.3	32.3	0.1782	5.75	5741	48.6608%	Fecal		CFU/100 mL	200	283.2	86400	-	28,162.8
5439000	11/27/2008	32.3	32.3	0.1782	5.75	5741	48.6608%	Fecal		CFU/100 mL	200	283.2	86400	-	28,162.8
5439000	5/5/2010	32.3	32.3	0.1782	5.75	5741	48.6608%	Fecal		CFU/100 mL	200	283.2	86400	-	28,162.8
5439000	8/1/2010	32.3	32.3	0.1782	5.75	5741	48.6608%	Fecal		CFU/100 mL	200	283.2	86400	-	28,162.8
5439000	4/14/1994	32.2	32.2	0.1782	5.74	5745	48.6947%	Fecal		CFU/100 mL	200	283.2	86400	-	28,075.6
5439000	6/5/2021	32.1	32.1	0.1782	5.72	5746	48.7032%	Fecal		CFU/100 mL	200	283.2	86400	-	27,988.4
5439000	1/9/1990	32	32	0.1782	5.70	5747	48.7116%	Fecal		CFU/100 mL	200	283.2	86400	-	27,901.2
5439000	1/10/1990	32	32	0.1782	5.70	5747	48.7116%	Fecal		CFU/100 mL	200	283.2	86400	-	27,901.2

Gage ID	Date	Discharge (CFS)	Gage Discharge (less Surrogate NPDES) (CFS)	Watershed Area Ratio	Calculated flow (CFS)	Rank	Flow Exceedance %	Parameter	Results	Units (mg or micro_gram	Limit/Standard	100mL/CF	sec/day	Actual Load (million colonies/day)	Allowable Load (million colonies/day)
5439000	7/16/1990	32	32	0.1782	5.70	5747	48.7116%	Fecal		CFU/100 mL	200	283.2	86400	-	27,901.2
5439000	7/27/1990	32	32	0.1782	5.70	5747	48.7116%	Fecal		CFU/100 mL	200	283.2	86400	-	27,901.2
5439000	7/30/1990	32	32	0.1782	5.70	5747	48.7116%	Fecal		CFU/100 mL	200	283.2	86400	-	27,901.2
5439000	10/20/1990	32	32	0.1782	5.70	5747	48.7116%	Fecal		CFU/100 mL	200	283.2	86400	-	27,901.2
5439000	11/22/1990	32	32	0.1782	5.70	5747	48.7116%	Fecal		CFU/100 mL	200	283.2	86400	-	27,901.2
5439000	1/8/1991	32	32	0.1782	5.70	5747	48.7116%	Fecal		CFU/100 mL	200	283.2	86400	-	27,901.2
5439000	3/11/1991	32	32	0.1782	5.70	5747	48.7116%	Fecal		CFU/100 mL	200	283.2	86400	-	27,901.2
5439000	12/30/1991	32	32	0.1782	5.70	5747	48.7116%	Fecal		CFU/100 mL	200	283.2	86400	-	27,901.2
5439000	1/5/1992	32	32	0.1782	5.70	5747	48.7116%	Fecal		CFU/100 mL	200	283.2	86400	-	27,901.2
5439000	2/5/1992	32	32	0.1782	5.70	5747	48.7116%	Fecal		CFU/100 mL	200	283.2	86400	-	27,901.2
5439000	4/9/1992	32	32	0.1782	5.70	5747	48.7116%	Fecal		CFU/100 mL	200	283.2	86400	-	27,901.2
5439000	9/16/1992	32	32	0.1782	5.70	5747	48.7116%	Fecal		CFU/100 mL	200	283.2	86400	-	27,901.2
5439000	2/15/1993	32	32	0.1782	5.70	5747	48.7116%	Fecal		CFU/100 mL	200	283.2	86400	-	27,901.2
5439000	2/17/1993	32	32	0.1782	5.70	5747	48.7116%	Fecal		CFU/100 mL	200	283.2	86400	-	27,901.2
5439000	2/24/1993	32	32	0.1782	5.70	5747	48.7116%	Fecal		CFU/100 mL	200	283.2	86400	-	27,901.2
5439000	9/6/1993	32	32	0.1782	5.70	5747	48.7116%	Fecal		CFU/100 mL	200	283.2	86400	-	27,901.2
5439000	11/14/1993	32	32	0.1782	5.70	5747	48.7116%	Fecal		CFU/100 mL	200	283.2	86400	-	27,901.2
5439000	2/14/1995	32	32	0.1782	5.70	5747	48.7116%	Fecal		CFU/100 mL	200	283.2	86400	-	27,901.2
5439000	2/15/1995	32	32	0.1782	5.70	5747	48.7116%	Fecal		CFU/100 mL	200	283.2	86400	-	27,901.2
5439000	3/4/1995	32	32	0.1782	5.70	5747	48.7116%	Fecal		CFU/100 mL	200	283.2	86400	-	27,901.2
5439000	3/5/1995	32	32	0.1782	5.70	5747	48.7116%	Fecal		CFU/100 mL	200	283.2	86400	-	27,901.2
5439000	7/2/1995	32	32	0.1782	5.70	5747	48.7116%	Fecal		CFU/100 mL	200	283.2	86400	-	27,901.2
5439000	11/29/1995	32	32	0.1782	5.70	5747	48.7116%	Fecal		CFU/100 mL	200	283.2	86400	-	27,901.2
5439000	4/19/1996	32	32	0.1782	5.70	5747	48.7116%	Fecal		CFU/100 mL	200	283.2	86400	-	27,901.2
5439000	7/9/1996	32	32	0.1782	5.70	5747	48.7116%	Fecal		CFU/100 mL	200	283.2	86400	-	27,901.2
5439000	12/18/1996	32	32	0.1782	5.70	5747	48.7116%	Fecal		CFU/100 mL	200	283.2	86400	-	27,901.2
5439000	1/3/1997	32	32	0.1782	5.70	5747	48.7116%	Fecal		CFU/100 mL	200	283.2	86400	-	27,901.2
5439000	6/29/1997	32	32	0.1782	5.70	5747	48.7116%	Fecal		CFU/100 mL	200	283.2	86400	-	27,901.2
5439000	7/2/1998	32	32	0.1782	5.70	5747	48.7116%	Fecal		CFU/100 mL	200	283.2	86400	-	27,901.2
5439000	8/4/1998	32	32	0.1782	5.70	5747	48.7116%	Fecal		CFU/100 mL	200	283.2	86400	-	27,901.2
5439000	3/12/2000	32	32	0.1782	5.70	5747	48.7116%	Fecal		CFU/100 mL	200	283.2	86400	-	27,901.2
5439000	8/9/2000	32	32	0.1782	5.70	5747	48.7116%	Fecal		CFU/100 mL	200	283.2	86400	-	27,901.2
5439000	5/14/2001	32	32	0.1782	5.70	5747	48.7116%	Fecal		CFU/100 mL	200	283.2	86400	-	27,901.2
5439000	5/30/2001	32	32	0.1782	5.70	5747	48.7116%	Fecal		CFU/100 mL	200	283.2	86400	-	27,901.2
5439000	4/6/2005	32	32	0.1782	5.70	5747	48.7116%	Fecal		CFU/100 mL	200	283.2	86400	-	27,901.2
5439000	1/30/2008	32	32	0.1782	5.70	5747	48.7116%	Fecal		CFU/100 mL	200	283.2	86400	-	27,901.2
5439000	2/1/2008	32	32	0.1782	5.70	5747	48.7116%	Fecal		CFU/100 mL	200	283.2	86400	-	27,901.2
5439000	2/3/2008	32	32	0.1782	5.70	5747	48.7116%	Fecal		CFU/100 mL	200	283.2	86400	-	27,901.2
5439000	11/30/2008	32	32	0.1782	5.70	5747	48.7116%	Fecal		CFU/100 mL	200	283.2	86400	-	27,901.2
5439000	1/19/2010	32	32	0.1782	5.70	5747	48.7116%	Fecal		CFU/100 mL	200	283.2	86400	-	27,901.2
5439000	4/3/2012	32	32	0.1782	5.70	5747	48.7116%	Fecal		CFU/100 mL	200	283.2	86400	-	27,901.2
5439000	2/12/2016	32	32	0.1782	5.70	5747	48.7116%	Fecal		CFU/100 mL	200	283.2	86400	-	27,901.2
5439000	4/6/2018	32	32	0.1782	5.70	5747	48.7116%	Fecal		CFU/100 mL	200	283.2	86400	-	27,901.2
5439000	4/6/1994	31.9	31.9	0.1782	5.68	5792	49.0931%	Fecal		CFU/100 mL	200	283.2	86400	-	27,814.0
5439000	10/22/2008	31.9	31.9	0.1782	5.68	5792	49.0931%	Fecal		CFU/100 mL	200	283.2	86400	-	27,814.0
5439000	7/5/2011	31.9	31.9	0.1782	5.68	5792	49.0931%	Fecal		CFU/100 mL	200	283.2	86400	-	27,814.0
5439000	7/23/2014	31.9	31.9	0.1782	5.68	5792	49.0931%	Fecal		CFU/100 mL	200	283.2	86400	-	27,814.0
5439000	11/2/2015	31.9	31.9	0.1782	5.68	5792	49.0931%	Fecal		CFU/100 mL	200	283.2	86400	-	27,814.0
5439000	6/18/2021	31.9	31.9	0.1782	5.68	5792	49.0931%	Fecal		CFU/100 mL	200	283.2	86400	-	27,814.0
5439000	11/24/2001	31.8	31.8	0.1782	5.67	5798	49.1439%	Fecal		CFU/100 mL	200	283.2	86400	-	27,726.8
5439000	12/1/2008	31.8	31.8	0.1782	5.67	5798	49.1439%	Fecal		CFU/100 mL	200	283.2	86400	-	27,726.8
5439000	4/25/2012	31.8	31.8	0.1782	5.67	5798	49.1439%	Fecal		CFU/100 mL	200	283.2	86400	-	27,726.8
5439000	3/8/2016	31.8	31.8	0.1782	5.67	5798	49.1439%	Fecal		CFU/100 mL	200	283.2	86400	-	27,726.8
5439000	10/30/2001	31.7	31.7	0.1782	5.65	5802	49.1778%	Fecal		CFU/100 mL	200	283.2	86400	-	27,639.6
5439000	12/17/2001	31.7	31.7	0.1782	5.65	5802	49.1778%	Fecal		CFU/100 mL	200	283.2	86400	-	27,639.6
5439000	11/27/2004	31.7	31.7	0.1782	5.65	5802	49.1778%	Fecal		CFU/100 mL	200	283.2	86400	-	27,639.6
5439000	1/23/2007	31.7	31.7	0.1782	5.65	5802	49.1778%	Fecal		CFU/100 mL	200	283.2	86400	-	27,639.6
5439000	6/11/2007	31.7	31.7	0.1782	5.65	5802	49.1778%	Fecal		CFU/100 mL	200	283.2	86400	-	27,639.6
5439000	7/16/2013	31.7	31.7	0.1782	5.65	5802	49.1778%	Fecal		CFU/100 mL	200	283.2	86400	-	27,639.6
5439000	10/19/2014	31.7	31.7	0.1782	5.65	5802	49.1778%	Fecal		CFU/100 mL	200	283.2	86400	-	27,639.6
5439000	4/19/2018	31.7	31.7	0.1782	5.65	5802	49.1778%	Fecal		CFU/100 mL	200	283.2	86400	-	27,639.6
5439000	6/7/2018	31.7	31.7	0.1782	5.65	5802	49.1778%	Fecal		CFU/100 mL	200	283.2	86400	-	27,639.6
5439000	6/29/2002	31.6	31.6	0.1782	5.63	5811	49.2541%	Fecal		CFU/100 mL	200	283.2	86400	-	27,552.4
5439000	5/30/2013	31.6	31.6	0.1782	5.63	5811	49.2541%	Fecal		CFU/100 mL	200	283.2	86400	-	27,552.4
5439000	12/13/1993	31.5	31.5	0.1782	5.61	5813	49.2711%	Fecal		CFU/100 mL	200	283.2	86400	-	27,465.2
5439000	7/13/2003	31.5	31.5	0.1782	5.61	5813	49.2711%	Fecal		CFU/100 mL	200	283.2	86400	-	27,465.2
5439000	6/20/2006	31.5	31.5	0.1782	5.61	5813	49.2711%	Fecal		CFU/100 mL	200	283.2	86400	-	27,465.2
5439000	5/17/2007	31.5	31.5	0.1782	5.61	5813	49.2711%	Fecal		CFU/100 mL	200	283.2	86400	-	27,465.2
5439000	1/20/2010	31.5	31.5	0.1782	5.61	5813	49.2711%	Fecal		CFU/100 mL	200	283.2	86400	-	27,465.2
5439000	11/24/2011	31.5	31.5	0.1782	5.61	5813	49.2711%	Fecal		CFU/100 mL	200	283.2	86400	-	27,465.2
5439000	5/3/2012	31.5	31.5	0.1782	5.61	5813	49.2711%	Fecal		CFU/100 mL	200	283.2	86400	-	27,465.2
5439000	11/17/2013	31.5	31.5	0.1782	5.61	5813	49.2711%	Fecal		CFU/100 mL	200	283.2	86400	-	27,465.2
5439000	11/1/2015	31.5	31.5	0.1782	5.61	5813	49.2711%	Fecal		CFU/100 mL	200	283.2	86400	-	27,465.2
5439000	6/24/2008	31.4	31.4	0.1782	5.59	5822	49.3473%	Fecal		CFU/100 mL	200	283.2	86400	-	27,378.0
5439000	6/26/2008	31.4	31.4	0.1782	5.59	5822	49.3473%	Fecal		CFU/100 mL	200	283.2	86400	-	27,378.0
5439000	2/22/2010	31.4	31.4	0.1782	5.59	5822	49.3473%	Fecal		CFU/100 mL	200	283.2	86400	-	27,378.0
5439000	8/24/2016	31.4	31.4	0.1782	5.59	5822	49.3473%	Fecal		CFU/100 mL	200	283.2	86400	-	27,378.0
5439000	3/23/2005	31.3	31.3	0.1782	5.58	5826	49.3813%	Fecal		CFU/100 mL	200	283.2	86400	-	27,290.8
5439000	3/16/2006	31.3	31.3	0.1782	5.58	5826	49.3813%	Fecal		CFU/100 mL	200	283.2	86400	-	27,290.8
5439000	4/24/2006	31.3	31.3	0.1782	5.58	5826	49.3813%	Fecal		CFU/100 mL	200	283.2	86400	-	27,290.8
5439000	6/29/2008	31.3	31.3	0.1782	5.58	5826	49.3813%	Fecal		CFU/100 mL	200	283.2	86400	-	27,290.8
5439000	12/23/2009	31.3	31.3	0.1782	5.58	5826	49.3813%	Fecal		CFU/100 mL	200	283.2	86400	-	27,290.8
5439000	5/29/2013	31.3	31.3	0.1782	5.58	5826	49.3813%	Fecal		CFU/100 mL	200	283.2	86400	-	27,290.8
5439000	6/30/2017	31.3	31.3	0.1782	5.58	5826	49.3813%	Fecal		CFU/100 mL	200	283.2	86400	-	27,290.8
5439000	7/15/2003	31.2	31.2	0.1782	5.56	5833	49.4406%	Fecal		CFU/100 mL	200	283.2	86400	-	27,203.7
5439000	7/2/2004	31.2	31.2	0.1782	5.56	5833	49.4406%	Fecal		CFU/100 mL	200	283.2	86400	-	27,203.7
5439000	4/23/2012	31.2	31.2	0.1782	5.56	5833	49.4406%	Fecal		CFU/100 mL	200	283.2	86400	-	27,203.7
5439000	7/28/2015	31.2	31.2	0.1782	5.56	5833	49.4406%	Fecal		CFU/100 mL	200	283.2	86400	-	27,203.7
5439000	6/22/2007	31.1	31.1	0.1782	5.54	5837	49.4745%	Fecal		CFU/100 mL	200	283.2	86400	-	27,116.5
5439000	1/21/2010	31.1	31.1	0.1782	5.54	5837	49.4745%	Fecal		CFU/100 mL	200	283.2	86400	-	27,116.5
5439000	7/14/2010	31.1	31.1	0.1782	5.54	5837	49.4745%	Fecal		CFU/100 mL	200	283.2	86400	-	27,116.5
5439000	5/30/2012	31.1	31.1	0.1782	5.54	5837	49.4745%	Fecal		CFU/100 mL	200	283.2	86400	-	27,116.5
5439000	1/25/1990	31	31	0.1782	5.52	5841	49.5084%	Fecal		CFU/100 mL	200	283.2	86400	-	27,029.3
5439000	7/15/1990	31	31	0.1782	5.52	5841	49.5084%	Fecal		CFU/100 mL	200	283.2	86400	-	27,029.3
5439000	11/20/1990	31	31	0.1782	5.52	5841	49.5084%	Fecal		CFU/100 mL	200	283.2	86400	-	27,029.3
5439000	1/11/1991	31	31	0.1782	5.52	5841	49.5084%	Fecal		CFU/100 mL	200	283.2	86400	-	27,029.3
5439000	2/27/1991	31	31	0.1782	5.52	5841	49.5084%	Fecal		CFU/100 mL	200	283.2	86400	-	27,029.3
5439000	6/21/1991	31	31	0.1782	5.52	5841	49.5084%	Fecal		CFU/100 mL	200	283.2	86400	-	27,029.3
5439000	6/22/1991	31	31	0.1782	5.52	5841	49.5084%	Fecal		CFU/100 mL	200	283.2	86400	-	27,029.3
5439000	11/23/1991	31	31	0.1782	5.52	5841	49.5084%	Fecal		CFU/100 mL	200	283.2	86400	-	27,029.3
5439000	5/14/1992	31	31	0.1782	5.52	5841	49.5084%	Fecal		CFU/100 mL	200	283.2	86400	-	27,029.3
5439000	9/13/1992	31	31	0.1782	5.52	5841	49.5084%	Fecal		CFU/100 mL	200	283.2	86400	-	27,029.3
5439000	2/23/1993	31	31	0.1782	5.52	5841	49.5084%	Fecal		CFU/100 mL	200	283.2	86400	-	27,029.3
5439000	2/25/1993	31	31	0.1782	5.52	5841	49.5084%	Fecal		CFU/100 mL	200	283.2	86400	-	27,029.3
5439000	2/26/1993	31	31	0.1782	5.52	5841	49.5084%	Fecal		CFU/100 mL	200	283.2	86400	-	27,029.3
5439000	7/17/1993	31	31	0.1782	5.52	5841	49.5084%	Fecal		CFU/100 mL	200	283.2	86400	-	27,029.3
5439000	8/9/1993	31	31	0.1782	5.52	5841	49.5084%	Fecal		CFU/100 mL	200	283.2	86400	-	27,029.3
5439000	8/10/1993	31	31	0.1782	5.52	5841	49.5084%	Fecal		CFU/100 mL	200	283.2	86400	-	27,029.3
5439000	7/10/1995	31	31	0.1782	5.52	5841	49.5084%	Fecal		CFU/100 mL	200	283.2	86400	-	27,029.3
5439000	6/8/1997	31	31	0.1782	5.52	5841	49.5084%	Fecal		CFU/100 mL	200	283.2	86400	-	27,029.3
5439000	6/11/1997	31	31	0.1782	5.52	5841	49.5084%	Fecal		CFU/100 mL	200	283.2	86400	-	27,029.3
5439000	6/17/1997	31	31	0.1782	5.52	5841	49.5084%	Fecal		CFU/100 mL	200	283.2	86400	-	27,029.3
5439000	8/15/1997	31	31	0.1782	5.52	5841	49.5084%	Fecal		CFU/100 mL	200	283.2	86400	-	27,029.3
5439000	1/20/1998	31	31	0.1782	5.52	5841	49.5084%	Fecal		CFU/100 mL	200	283.2	86400	-	27,029.3
5439000	11/24/1998	31	31	0.1782	5.52	5841	49.5084%	Fecal		CFU/100 mL	200	283.2	86400	-	27,029.3
5439000	9/27/1999	31	31	0.1782	5.52	5841	49.5084%	Fecal		CFU/100 mL	200	283.2	86400	-	27,029.3
5439000	3/13/2000	31	31	0.1782	5.52	5841	49.5084%	Fecal		CFU/100 mL	200	283.2	86400	-	27,029.3
5439000	7/20/2000	31	31	0.1782	5.52	5841	49.5084%	Fecal		CFU/100 mL	200	283.2	86400	-	27,029.3
5439000	7/31/2000	31	31	0.1782	5.52	5841	49.5084%	Fecal		CFU/100 mL	200	283.2	86400	-	27,029.3
5439000	8/2/2000	31	31	0.1782	5.52	5841	49.5084%	Fecal		CFU/100 mL	200	283.2	86400	-	27,029.3
5439000	5/13/2001	31	31	0.1782	5.52	5841	49.5084%	Fecal		CFU/100 mL	200	283.2	86400	-	27,029.3
5439000	5/16/2001	31	31	0.1782	5.52	5841	49.5084%	Fecal		CFU/100 mL	200	283.2	86400	-	27,029.3
5439000	1/31/2008	31	31	0.1782	5.52	5841	49.5084%	Fecal		CFU/100 mL	200	283.2	86400	-	27,029.3
5439000	12/20/2009	31	31	0.1782	5.52	5841	49.5084%	Fecal		CFU/100 mL	200	283.2	86400	-	27,029.3
5439000	2/28/2016	31	31	0.1782	5.52	5841	49.5084%	Fecal		CFU/100 mL	200	283.2	86400	-	27,029.3

Gage ID	Date	Discharge (CFS)	Gage Discharge (less Surrogate NPDES) (CFS)	Watershed Area Ratio	Calculated flow (CFS)	Rank	Flow Exceedance %	Parameter	Results	Units (mg or micro_gram	Limit/Standard	100mL/CF	sec/day	Actual Load (million colonies/day)	Allowable Load (million colonies/day)
5439000	5/8/2004	30.9	30.9	0.1782	5.51	5874	49.7881%	Fecal		CFU/100 mL	200	283.2	86400	-	26,942.1
5439000	1/27/2007	30.9	30.9	0.1782	5.51	5874	49.7881%	Fecal		CFU/100 mL	200	283.2	86400	-	26,942.1
5439000	7/11/2011	30.9	30.9	0.1782	5.51	5874	49.7881%	Fecal		CFU/100 mL	200	283.2	86400	-	26,942.1
5439000	11/25/2011	30.9	30.9	0.1782	5.51	5874	49.7881%	Fecal		CFU/100 mL	200	283.2	86400	-	26,942.1
5439000	2/18/2016	30.9	30.9	0.1782	5.51	5874	49.7881%	Fecal		CFU/100 mL	200	283.2	86400	-	26,942.1
5439000	6/27/2017	30.9	30.9	0.1782	5.51	5874	49.7881%	Fecal		CFU/100 mL	200	283.2	86400	-	26,942.1
5439000	11/7/1993	30.8	30.8	0.1782	5.49	5880	49.8390%	Fecal		CFU/100 mL	200	283.2	86400	-	26,854.9
5439000	4/7/2005	30.8	30.8	0.1782	5.49	5880	49.8390%	Fecal		CFU/100 mL	200	283.2	86400	-	26,854.9
5439000	5/27/2013	30.8	30.8	0.1782	5.49	5880	49.8390%	Fecal		CFU/100 mL	200	283.2	86400	-	26,854.9
5439000	7/2/2006	30.7	30.7	0.1782	5.47	5883	49.8644%	Fecal		CFU/100 mL	200	283.2	86400	-	26,767.7
5439000	1/22/2010	30.7	30.7	0.1782	5.47	5883	49.8644%	Fecal		CFU/100 mL	200	283.2	86400	-	26,767.7
5439000	4/4/2013	30.7	30.7	0.1782	5.47	5883	49.8644%	Fecal		CFU/100 mL	200	283.2	86400	-	26,767.7
5439000	8/7/2017	30.7	30.7	0.1782	5.47	5883	49.8644%	Fecal		CFU/100 mL	200	283.2	86400	-	26,767.7
5439000	12/21/2019	30.7	30.7	0.1782	5.47	5883	49.8644%	Fecal		CFU/100 mL	200	283.2	86400	-	26,767.7
5439000	4/28/2021	30.7	30.7	0.1782	5.47	5883	49.8644%	Fecal		CFU/100 mL	200	283.2	86400	-	26,767.7
5439000	5/9/2004	30.6	30.6	0.1782	5.45	5890	49.9237%	Fecal		CFU/100 mL	200	283.2	86400	-	26,680.5
5439000	4/22/2005	30.6	30.6	0.1782	5.45	5890	49.9237%	Fecal		CFU/100 mL	200	283.2	86400	-	26,680.5
5439000	3/16/2022	30.6	30.6	0.1459	4.47	6350	53.8227%	Fecal		CFU/100 mL	200	283.2	86400	-	21,853.2
5439000	11/19/1993	30.5	30.5	0.1782	5.43	5892	49.9407%	Fecal		CFU/100 mL	200	283.2	86400	-	26,593.3
5439000	6/7/2010	30.5	30.5	0.1782	5.43	5892	49.9407%	Fecal		CFU/100 mL	200	283.2	86400	-	26,593.3
5439000	7/28/2016	30.5	30.5	0.1782	5.43	5892	49.9407%	Fecal		CFU/100 mL	200	283.2	86400	-	26,593.3
5439000	12/16/2001	30.4	30.4	0.1782	5.42	5895	49.9661%	Fecal		CFU/100 mL	200	283.2	86400	-	26,506.1
5439000	7/6/2004	30.4	30.4	0.1782	5.42	5895	49.9661%	Fecal		CFU/100 mL	200	283.2	86400	-	26,506.1
5439000	11/8/1993	30.3	30.3	0.1782	5.40	5897	49.9830%	Fecal		CFU/100 mL	200	283.2	86400	-	26,418.9
5439000	12/19/2001	30.3	30.3	0.1782	5.40	5897	49.9830%	Fecal		CFU/100 mL	200	283.2	86400	-	26,418.9
5439000	7/31/2007	30.3	30.3	0.1782	5.40	5897	49.9830%	Fecal		CFU/100 mL	200	283.2	86400	-	26,418.9
5439000	4/7/2013	30.3	30.3	0.1782	5.40	5897	49.9830%	Fecal		CFU/100 mL	200	283.2	86400	-	26,418.9
5439000	7/13/2018	30.3	30.3	0.1782	5.40	5897	49.9830%	Fecal		CFU/100 mL	200	283.2	86400	-	26,418.9
5439000	12/22/2019	30.3	30.3	0.1782	5.40	5897	49.9830%	Fecal		CFU/100 mL	200	283.2	86400	-	26,418.9
5439000	7/11/2020	30.3	30.3	0.1782	5.40	5897	49.9830%	Fecal		CFU/100 mL	200	283.2	86400	-	26,418.9
5439000	12/18/2001	30.2	30.2	0.1782	5.38	5904	50.0424%	Fecal		CFU/100 mL	200	283.2	86400	-	26,331.7
5439000	5/26/2012	30.2	30.2	0.1782	5.38	5904	50.0424%	Fecal		CFU/100 mL	200	283.2	86400	-	26,331.7
5439000	6/5/2012	30.2	30.2	0.1782	5.38	5904	50.0424%	Fecal		CFU/100 mL	200	283.2	86400	-	26,331.7
5439000	4/24/2014	30.2	30.2	0.1782	5.38	5904	50.0424%	Fecal		CFU/100 mL	200	283.2	86400	-	26,331.7
5439000	12/8/2017	30.2	30.2	0.1782	5.38	5904	50.0424%	Fecal		CFU/100 mL	200	283.2	86400	-	26,331.7
5439000	7/12/2018	30.2	30.2	0.1782	5.38	5904	50.0424%	Fecal		CFU/100 mL	200	283.2	86400	-	26,331.7
5439000	11/28/2001	30.1	30.1	0.1782	5.36	5910	50.0932%	Fecal		CFU/100 mL	200	283.2	86400	-	26,244.6
5439000	6/30/2002	30.1	30.1	0.1782	5.36	5910	50.0932%	Fecal		CFU/100 mL	200	283.2	86400	-	26,244.6
5439000	4/25/2006	30.1	30.1	0.1782	5.36	5910	50.0932%	Fecal		CFU/100 mL	200	283.2	86400	-	26,244.6
5439000	6/18/2007	30.1	30.1	0.1782	5.36	5910	50.0932%	Fecal		CFU/100 mL	200	283.2	86400	-	26,244.6
5439000	12/13/2016	30.1	30.1	0.1782	5.36	5910	50.0932%	Fecal		CFU/100 mL	200	283.2	86400	-	26,244.6
5439000	7/13/1990	30	30	0.1782	5.35	5915	50.1356%	Fecal		CFU/100 mL	200	283.2	86400	-	26,157.4
5439000	8/8/1990	30	30	0.1782	5.35	5915	50.1356%	Fecal		CFU/100 mL	200	283.2	86400	-	26,157.4
5439000	11/23/1990	30	30	0.1782	5.35	5915	50.1356%	Fecal		CFU/100 mL	200	283.2	86400	-	26,157.4
5439000	11/24/1990	30	30	0.1782	5.35	5915	50.1356%	Fecal		CFU/100 mL	200	283.2	86400	-	26,157.4
5439000	1/13/1991	30	30	0.1782	5.35	5915	50.1356%	Fecal		CFU/100 mL	200	283.2	86400	-	26,157.4
5439000	2/2/1991	30	30	0.1782	5.35	5915	50.1356%	Fecal		CFU/100 mL	200	283.2	86400	-	26,157.4
5439000	12/31/1991	30	30	0.1782	5.35	5915	50.1356%	Fecal		CFU/100 mL	200	283.2	86400	-	26,157.4
5439000	1/1/1992	30	30	0.1782	5.35	5915	50.1356%	Fecal		CFU/100 mL	200	283.2	86400	-	26,157.4
5439000	2/3/1992	30	30	0.1782	5.35	5915	50.1356%	Fecal		CFU/100 mL	200	283.2	86400	-	26,157.4
5439000	2/7/1992	30	30	0.1782	5.35	5915	50.1356%	Fecal		CFU/100 mL	200	283.2	86400	-	26,157.4
5439000	2/8/1992	30	30	0.1782	5.35	5915	50.1356%	Fecal		CFU/100 mL	200	283.2	86400	-	26,157.4
5439000	4/8/1992	30	30	0.1782	5.35	5915	50.1356%	Fecal		CFU/100 mL	200	283.2	86400	-	26,157.4
5439000	5/15/1992	30	30	0.1782	5.35	5915	50.1356%	Fecal		CFU/100 mL	200	283.2	86400	-	26,157.4
5439000	9/27/1992	30	30	0.1782	5.35	5915	50.1356%	Fecal		CFU/100 mL	200	283.2	86400	-	26,157.4
5439000	2/16/1993	30	30	0.1782	5.35	5915	50.1356%	Fecal		CFU/100 mL	200	283.2	86400	-	26,157.4
5439000	2/27/1993	30	30	0.1782	5.35	5915	50.1356%	Fecal		CFU/100 mL	200	283.2	86400	-	26,157.4
5439000	8/5/1993	30	30	0.1782	5.35	5915	50.1356%	Fecal		CFU/100 mL	200	283.2	86400	-	26,157.4
5439000	12/11/1993	30	30	0.1782	5.35	5915	50.1356%	Fecal		CFU/100 mL	200	283.2	86400	-	26,157.4
5439000	1/4/1994	30	30	0.1782	5.35	5915	50.1356%	Fecal		CFU/100 mL	200	283.2	86400	-	26,157.4
5439000	2/16/1995	30	30	0.1782	5.35	5915	50.1356%	Fecal		CFU/100 mL	200	283.2	86400	-	26,157.4
5439000	7/3/1995	30	30	0.1782	5.35	5915	50.1356%	Fecal		CFU/100 mL	200	283.2	86400	-	26,157.4
5439000	8/16/1995	30	30	0.1782	5.35	5915	50.1356%	Fecal		CFU/100 mL	200	283.2	86400	-	26,157.4
5439000	12/1/1995	30	30	0.1782	5.35	5915	50.1356%	Fecal		CFU/100 mL	200	283.2	86400	-	26,157.4
5439000	12/3/1995	30	30	0.1782	5.35	5915	50.1356%	Fecal		CFU/100 mL	200	283.2	86400	-	26,157.4
5439000	2/14/1996	30	30	0.1782	5.35	5915	50.1356%	Fecal		CFU/100 mL	200	283.2	86400	-	26,157.4
5439000	4/16/1996	30	30	0.1782	5.35	5915	50.1356%	Fecal		CFU/100 mL	200	283.2	86400	-	26,157.4
5439000	4/20/1996	30	30	0.1782	5.35	5915	50.1356%	Fecal		CFU/100 mL	200	283.2	86400	-	26,157.4
5439000	5/2/1996	30	30	0.1782	5.35	5915	50.1356%	Fecal		CFU/100 mL	200	283.2	86400	-	26,157.4
5439000	5/3/1996	30	30	0.1782	5.35	5915	50.1356%	Fecal		CFU/100 mL	200	283.2	86400	-	26,157.4
5439000	8/28/1996	30	30	0.1782	5.35	5915	50.1356%	Fecal		CFU/100 mL	200	283.2	86400	-	26,157.4
5439000	9/26/1996	30	30	0.1782	5.35	5915	50.1356%	Fecal		CFU/100 mL	200	283.2	86400	-	26,157.4
5439000	1/10/1997	30	30	0.1782	5.35	5915	50.1356%	Fecal		CFU/100 mL	200	283.2	86400	-	26,157.4
5439000	6/5/1997	30	30	0.1782	5.35	5915	50.1356%	Fecal		CFU/100 mL	200	283.2	86400	-	26,157.4
5439000	6/6/1997	30	30	0.1782	5.35	5915	50.1356%	Fecal		CFU/100 mL	200	283.2	86400	-	26,157.4
5439000	6/15/1997	30	30	0.1782	5.35	5915	50.1356%	Fecal		CFU/100 mL	200	283.2	86400	-	26,157.4
5439000	2/1/1998	30	30	0.1782	5.35	5915	50.1356%	Fecal		CFU/100 mL	200	283.2	86400	-	26,157.4
5439000	7/15/1998	30	30	0.1782	5.35	5915	50.1356%	Fecal		CFU/100 mL	200	283.2	86400	-	26,157.4
5439000	11/4/1998	30	30	0.1782	5.35	5915	50.1356%	Fecal		CFU/100 mL	200	283.2	86400	-	26,157.4
5439000	11/26/1998	30	30	0.1782	5.35	5915	50.1356%	Fecal		CFU/100 mL	200	283.2	86400	-	26,157.4
5439000	8/24/1999	30	30	0.1782	5.35	5915	50.1356%	Fecal		CFU/100 mL	200	283.2	86400	-	26,157.4
5439000	12/5/1999	30	30	0.1782	5.35	5915	50.1356%	Fecal		CFU/100 mL	200	283.2	86400	-	26,157.4
5439000	3/14/2000	30	30	0.1782	5.35	5915	50.1356%	Fecal		CFU/100 mL	200	283.2	86400	-	26,157.4
5439000	3/15/2000	30	30	0.1782	5.35	5915	50.1356%	Fecal		CFU/100 mL	200	283.2	86400	-	26,157.4
5439000	8/5/2000	30	30	0.1782	5.35	5915	50.1356%	Fecal		CFU/100 mL	200	283.2	86400	-	26,157.4
5439000	9/22/2000	30	30	0.1782	5.35	5915	50.1356%	Fecal		CFU/100 mL	200	283.2	86400	-	26,157.4
5439000	6/25/2001	30	30	0.1782	5.35	5915	50.1356%	Fecal		CFU/100 mL	200	283.2	86400	-	26,157.4
5439000	9/21/2001	30	30	0.1782	5.35	5915	50.1356%	Fecal		CFU/100 mL	200	283.2	86400	-	26,157.4
5439000	6/9/2003	30	30	0.1782	5.35	5915	50.1356%	Fecal		CFU/100 mL	200	283.2	86400	-	26,157.4
5439000	1/21/2005	30	30	0.1782	5.35	5915	50.1356%	Fecal		CFU/100 mL	200	283.2	86400	-	26,157.4
5439000	2/4/2008	30	30	0.1782	5.35	5915	50.1356%	Fecal		CFU/100 mL	200	283.2	86400	-	26,157.4
5439000	2/7/2008	30	30	0.1782	5.35	5915	50.1356%	Fecal		CFU/100 mL	200	283.2	86400	-	26,157.4
5439000	2/25/2008	30	30	0.1782	5.35	5915	50.1356%	Fecal		CFU/100 mL	200	283.2	86400	-	26,157.4
5439000	3/1/2008	30	30	0.1782	5.35	5915	50.1356%	Fecal		CFU/100 mL	200	283.2	86400	-	26,157.4
5439000	5/9/2008	30	30	0.1782	5.35	5915	50.1356%	Fecal		CFU/100 mL	200	283.2	86400	-	26,157.4
5439000	1/6/2011	30	30	0.1782	5.35	5915	50.1356%	Fecal		CFU/100 mL	200	283.2	86400	-	26,157.4
5439000	2/14/2011	30	30	0.1782	5.35	5915	50.1356%	Fecal		CFU/100 mL	200	283.2	86400	-	26,157.4
5439000	7/6/2011	30	30	0.1782	5.35	5915	50.1356%	Fecal		CFU/100 mL	200	283.2	86400	-	26,157.4
5439000	5/27/2012	30	30	0.1782	5.35	5915	50.1356%	Fecal		CFU/100 mL	200	283.2	86400	-	26,157.4
5439000	4/23/2014	30	30	0.1782	5.35	5915	50.1356%	Fecal		CFU/100 mL	200	283.2	86400	-	26,157.4
5439000	1/11/2017	30	30	0.1782	5.35	5915	50.1356%	Fecal		CFU/100 mL	200	283.2	86400	-	26,157.4
5439000	2/17/2018	30	30	0.1782	5.35	5915	50.1356%	Fecal		CFU/100 mL	200	283.2	86400	-	26,157.4
5439000	3/22/2018	30	30	0.1782	5.35	5915	50.1356%	Fecal		CFU/100 mL	200	283.2	86400	-	26,157.4
5439000	12/1/2001	29.9	29.9	0.1782	5.33	5978	50.6696%	Fecal		CFU/100 mL	200	283.2	86400	-	26,070.2
5439000	3/23/2004	29.9	29.9	0.1782	5.33	5978	50.6696%	Fecal		CFU/100 mL	200	283.2	86400	-	26,070.2
5439000	12/25/2016	29.9	29.9	0.1782	5.33	5978	50.6696%	Fecal		CFU/100 mL	200	283.2	86400	-	26,070.2
5439000	12/23/2019	29.9	29.9	0.1782	5.33	5978	50.6696%	Fecal		CFU/100 mL	200	283.2	86400	-	26,070.2
5439000	6/25/2020	29.9	29.9	0.1782	5.33	5978	50.6696%	Fecal		CFU/100 mL	200	283.2	86400	-	26,070.2
5439000	4/26/1994	29.8	29.8	0.1782	5.31	5983	50.7120%	Fecal		CFU/100 mL	200	283.2	86400	-	25,983.0
5439000	11/28/2008	29.8	29.8	0.1782	5.31	5983	50.7120%	Fecal		CFU/100 mL	200	283.2	86400	-	25,983.0
5439000	9/20/2015	29.8	29.8	0.1782	5.31	5983	50.7120%	Fecal		CFU/100 mL	200	283.2	86400	-	25,983.0
5439000	3/24/2018	29.8	29.8	0.1782	5.31	5983	50.7120%	Fecal		CFU/100 mL	200	283.2	86400	-	25,983.0
5439000	11/9/2018	29.8	29.8	0.1782	5.31	5983	50.7120%	Fecal		CFU/100 mL	200	283.2	86400	-	25,983.0
5439000	5/3/2021	29.8	29.8	0.1782	5.31	5983	50.7120%	Fecal		CFU/100 mL	200	283.2	86400	-	25,983.0
5439000	6/6/2021	29.8	29.8	0.1782	5.31	5983	50.7120%	Fecal		CFU/100 mL	200	283.2	86400	-	25,983.0
5439000	12/17/2016	29.7	29.7	0.1782	5.29	5990	50.7713%	Fecal		CFU/100 mL	200	283.2	86400	-	25,895.8
5439000	3/20/2005	29.6	29.6	0.1782	5.27	5991	50.7798%	Fecal		CFU/100 mL	200	283.2	86400	-	25,808.6
5439000	2/29/2008	29.6	29.6	0.1782	5.27	5991	50.7798%	Fecal		CFU/100 mL	200	283.2	86400	-	25,808.6
5439000	1/16/2009	29.6	29.6	0.1782	5.27	5991	50.7798%	Fecal		CFU/100 mL	200	283.2	86400	-	25,808.6
5439000	2/23/2009	29.6	29.6	0.1782	5.27	5991	50.7798%	Fecal		CFU/100 mL	200	283.2	86400	-	25,808.6
5439000	7/29/2015	29.6	29.6	0.1782	5.27	5991	50.7798%	Fecal		CFU/100 mL	200	283.2	86400	-	25,808.6
5439000	2/16/2016	29.6	29.6	0.1782	5.27	5991	50.7798%	Fecal		CFU/100 mL	200	283.2	86400	-	25,808.6
5439000	7/29/2016	29.6	29.6	0.1782	5.27	5991	50.7798%	Fecal		CFU/100 mL	200	283.2	86400	-	25,808.6
5439000	4/29/2021	29.6	29.6	0.1782	5.27	5991	50.7798%	Fecal		CFU/100 mL	200	283.2	86400	-	25,808.6
5439000	11/29/2001	29.5	29.5	0.1782	5.26	5999	50.8476%	Fecal		CFU/100 mL	200	283.2	86400	-	25,721.4

Gage ID	Date	Discharge (CFS)	Gage Discharge (less Surrogate NPDES) (CFS)	Watershed Area Ratio	Calculated flow (CFS)	Rank	Flow Exceedance %	Parameter	Results	Units (mg or micro_gram	Limit/Standard	100mL/CF	sec/day	Actual Load (million colonies/day)	Allowable Load (million colonies/day)
5439000	2/4/2005	29.5	29.5	0.1782	5.26	5999	50.8476%	Fecal		CFU/100 mL	200	283.2	86400	-	25,721.4
5439000	2/23/2010	29.5	29.5	0.1782	5.26	5999	50.8476%	Fecal		CFU/100 mL	200	283.2	86400	-	25,721.4
5439000	3/1/2010	29.5	29.5	0.1782	5.26	5999	50.8476%	Fecal		CFU/100 mL	200	283.2	86400	-	25,721.4
5439000	5/6/2010	29.5	29.5	0.1782	5.26	5999	50.8476%	Fecal		CFU/100 mL	200	283.2	86400	-	25,721.4
5439000	11/14/2017	29.5	29.5	0.1782	5.26	5999	50.8476%	Fecal		CFU/100 mL	200	283.2	86400	-	25,721.4
5439000	12/25/2001	29.4	29.4	0.1782	5.24	6005	50.8985%	Fecal		CFU/100 mL	200	283.2	86400	-	25,634.2
5439000	3/22/2004	29.4	29.4	0.1782	5.24	6005	50.8985%	Fecal		CFU/100 mL	200	283.2	86400	-	25,634.2
5439000	11/9/2016	29.4	29.4	0.1782	5.24	6005	50.8985%	Fecal		CFU/100 mL	200	283.2	86400	-	25,634.2
5439000	12/23/2001	29.3	29.3	0.1782	5.22	6008	50.9239%	Fecal		CFU/100 mL	200	283.2	86400	-	25,547.0
5439000	4/4/2012	29.3	29.3	0.1782	5.22	6008	50.9239%	Fecal		CFU/100 mL	200	283.2	86400	-	25,547.0
5439000	5/29/2014	29.3	29.3	0.1782	5.22	6008	50.9239%	Fecal		CFU/100 mL	200	283.2	86400	-	25,547.0
5439000	5/2/2018	29.3	29.3	0.1782	5.22	6008	50.9239%	Fecal		CFU/100 mL	200	283.2	86400	-	25,547.0
5439000	11/28/2020	29.3	29.3	0.1782	5.22	6008	50.9239%	Fecal		CFU/100 mL	200	283.2	86400	-	25,547.0
5439000	7/9/1994	29.2	29.2	0.1782	5.20	6013	50.9663%	Fecal		CFU/100 mL	200	283.2	86400	-	25,459.8
5439000	12/21/2009	29.2	29.2	0.1782	5.20	6013	50.9663%	Fecal		CFU/100 mL	200	283.2	86400	-	25,459.8
5439000	12/22/2009	29.2	29.2	0.1782	5.20	6013	50.9663%	Fecal		CFU/100 mL	200	283.2	86400	-	25,459.8
5439000	8/13/2010	29.2	29.2	0.1782	5.20	6013	50.9663%	Fecal		CFU/100 mL	200	283.2	86400	-	25,459.8
5439000	5/25/2014	29.2	29.2	0.1782	5.20	6013	50.9663%	Fecal		CFU/100 mL	200	283.2	86400	-	25,459.8
5439000	7/23/2021	29.2	29.2	0.1782	5.20	6013	50.9663%	Fecal		CFU/100 mL	200	283.2	86400	-	25,459.8
5439000	9/8/2015	29.1	29.1	0.1782	5.18	6019	51.0171%	Fecal		CFU/100 mL	200	283.2	86400	-	25,372.6
5439000	12/14/2016	29.1	29.1	0.1782	5.18	6019	51.0171%	Fecal		CFU/100 mL	200	283.2	86400	-	25,372.6
5439000	1/29/2018	29.1	29.1	0.1782	5.18	6019	51.0171%	Fecal		CFU/100 mL	200	283.2	86400	-	25,372.6
5439000	6/8/2018	29.1	29.1	0.1782	5.18	6019	51.0171%	Fecal		CFU/100 mL	200	283.2	86400	-	25,372.6
5439000	1/21/1990	29	29	0.1782	5.17	6023	51.0510%	Fecal		CFU/100 mL	200	283.2	86400	-	25,285.4
5439000	7/28/1990	29	29	0.1782	5.17	6023	51.0510%	Fecal		CFU/100 mL	200	283.2	86400	-	25,285.4
5439000	11/25/1990	29	29	0.1782	5.17	6023	51.0510%	Fecal		CFU/100 mL	200	283.2	86400	-	25,285.4
5439000	1/7/1991	29	29	0.1782	5.17	6023	51.0510%	Fecal		CFU/100 mL	200	283.2	86400	-	25,285.4
5439000	1/9/1991	29	29	0.1782	5.17	6023	51.0510%	Fecal		CFU/100 mL	200	283.2	86400	-	25,285.4
5439000	2/10/1992	29	29	0.1782	5.17	6023	51.0510%	Fecal		CFU/100 mL	200	283.2	86400	-	25,285.4
5439000	5/16/1992	29	29	0.1782	5.17	6023	51.0510%	Fecal		CFU/100 mL	200	283.2	86400	-	25,285.4
5439000	9/26/1992	29	29	0.1782	5.17	6023	51.0510%	Fecal		CFU/100 mL	200	283.2	86400	-	25,285.4
5439000	9/28/1992	29	29	0.1782	5.17	6023	51.0510%	Fecal		CFU/100 mL	200	283.2	86400	-	25,285.4
5439000	2/28/1993	29	29	0.1782	5.17	6023	51.0510%	Fecal		CFU/100 mL	200	283.2	86400	-	25,285.4
5439000	3/1/1993	29	29	0.1782	5.17	6023	51.0510%	Fecal		CFU/100 mL	200	283.2	86400	-	25,285.4
5439000	11/29/1993	29	29	0.1782	5.17	6023	51.0510%	Fecal		CFU/100 mL	200	283.2	86400	-	25,285.4
5439000	4/7/1994	29	29	0.1782	5.17	6023	51.0510%	Fecal		CFU/100 mL	200	283.2	86400	-	25,285.4
5439000	3/6/1995	29	29	0.1782	5.17	6023	51.0510%	Fecal		CFU/100 mL	200	283.2	86400	-	25,285.4
5439000	11/5/1995	29	29	0.1782	5.17	6023	51.0510%	Fecal		CFU/100 mL	200	283.2	86400	-	25,285.4
5439000	7/10/1996	29	29	0.1782	5.17	6023	51.0510%	Fecal		CFU/100 mL	200	283.2	86400	-	25,285.4
5439000	6/9/1997	29	29	0.1782	5.17	6023	51.0510%	Fecal		CFU/100 mL	200	283.2	86400	-	25,285.4
5439000	6/30/1997	29	29	0.1782	5.17	6023	51.0510%	Fecal		CFU/100 mL	200	283.2	86400	-	25,285.4
5439000	7/5/1999	29	29	0.1782	5.17	6023	51.0510%	Fecal		CFU/100 mL	200	283.2	86400	-	25,285.4
5439000	5/27/2000	29	29	0.1782	5.17	6023	51.0510%	Fecal		CFU/100 mL	200	283.2	86400	-	25,285.4
5439000	5/28/2000	29	29	0.1782	5.17	6023	51.0510%	Fecal		CFU/100 mL	200	283.2	86400	-	25,285.4
5439000	4/15/2004	29	29	0.1782	5.17	6023	51.0510%	Fecal		CFU/100 mL	200	283.2	86400	-	25,285.4
5439000	3/24/2005	29	29	0.1782	5.17	6023	51.0510%	Fecal		CFU/100 mL	200	283.2	86400	-	25,285.4
5439000	2/8/2008	29	29	0.1782	5.17	6023	51.0510%	Fecal		CFU/100 mL	200	283.2	86400	-	25,285.4
5439000	2/26/2008	29	29	0.1782	5.17	6023	51.0510%	Fecal		CFU/100 mL	200	283.2	86400	-	25,285.4
5439000	8/12/2010	29	29	0.1782	5.17	6023	51.0510%	Fecal		CFU/100 mL	200	283.2	86400	-	25,285.4
5439000	10/31/2015	29	29	0.1782	5.17	6023	51.0510%	Fecal		CFU/100 mL	200	283.2	86400	-	25,285.4
5439000	12/15/2020	29	29	0.1782	5.17	6023	51.0510%	Fecal		CFU/100 mL	200	283.2	86400	-	25,285.4
5439000	7/9/2004	28.9	28.9	0.1782	5.15	6051	51.2884%	Fecal		CFU/100 mL	200	283.2	86400	-	25,198.3
5439000	2/13/2016	28.9	28.9	0.1782	5.15	6051	51.2884%	Fecal		CFU/100 mL	200	283.2	86400	-	25,198.3
5439000	7/11/2017	28.9	28.9	0.1782	5.15	6051	51.2884%	Fecal		CFU/100 mL	200	283.2	86400	-	25,198.3
5439000	6/4/2006	28.8	28.8	0.1782	5.13	6054	51.3138%	Fecal		CFU/100 mL	200	283.2	86400	-	25,111.1
5439000	2/26/2010	28.8	28.8	0.1782	5.13	6054	51.3138%	Fecal		CFU/100 mL	200	283.2	86400	-	25,111.1
5439000	11/25/2014	28.8	28.8	0.1782	5.13	6054	51.3138%	Fecal		CFU/100 mL	200	283.2	86400	-	25,111.1
5439000	12/1/2014	28.8	28.8	0.1782	5.13	6054	51.3138%	Fecal		CFU/100 mL	200	283.2	86400	-	25,111.1
5439000	11/9/1993	28.7	28.7	0.1782	5.11	6058	51.3477%	Fecal		CFU/100 mL	200	283.2	86400	-	25,023.9
5439000	4/23/2005	28.7	28.7	0.1782	5.11	6058	51.3477%	Fecal		CFU/100 mL	200	283.2	86400	-	25,023.9
5439000	5/24/2013	28.7	28.7	0.1782	5.11	6058	51.3477%	Fecal		CFU/100 mL	200	283.2	86400	-	25,023.9
5439000	12/2/2014	28.7	28.7	0.1782	5.11	6058	51.3477%	Fecal		CFU/100 mL	200	283.2	86400	-	25,023.9
5439000	7/3/2016	28.7	28.7	0.1782	5.11	6058	51.3477%	Fecal		CFU/100 mL	200	283.2	86400	-	25,023.9
5439000	12/18/2016	28.7	28.7	0.1782	5.11	6058	51.3477%	Fecal		CFU/100 mL	200	283.2	86400	-	25,023.9
5439000	3/23/2018	28.7	28.7	0.1782	5.11	6058	51.3477%	Fecal		CFU/100 mL	200	283.2	86400	-	25,023.9
5439000	4/27/2012	28.6	28.6	0.1782	5.10	6065	51.4070%	Fecal		CFU/100 mL	200	283.2	86400	-	24,936.7
5439000	8/22/2013	28.6	28.6	0.1782	5.10	6065	51.4070%	Fecal		CFU/100 mL	200	283.2	86400	-	24,936.7
5439000	6/7/2021	28.6	28.6	0.1782	5.10	6065	51.4070%	Fecal		CFU/100 mL	200	283.2	86400	-	24,936.7
5439000	11/11/1993	28.5	28.5	0.1782	5.08	6068	51.4324%	Fecal		CFU/100 mL	200	283.2	86400	-	24,849.5
5439000	4/16/1994	28.5	28.5	0.1782	5.08	6068	51.4324%	Fecal		CFU/100 mL	200	283.2	86400	-	24,849.5
5439000	10/31/2001	28.5	28.5	0.1782	5.08	6068	51.4324%	Fecal		CFU/100 mL	200	283.2	86400	-	24,849.5
5439000	7/10/2004	28.5	28.5	0.1782	5.08	6068	51.4324%	Fecal		CFU/100 mL	200	283.2	86400	-	24,849.5
5439000	6/6/2012	28.5	28.5	0.1782	5.08	6068	51.4324%	Fecal		CFU/100 mL	200	283.2	86400	-	24,849.5
5439000	4/5/2013	28.5	28.5	0.1782	5.08	6068	51.4324%	Fecal		CFU/100 mL	200	283.2	86400	-	24,849.5
5439000	2/17/2016	28.5	28.5	0.1782	5.08	6068	51.4324%	Fecal		CFU/100 mL	200	283.2	86400	-	24,849.5
5439000	5/22/2005	28.4	28.4	0.1782	5.06	6075	51.4918%	Fecal		CFU/100 mL	200	283.2	86400	-	24,762.3
5439000	9/1/2009	28.4	28.4	0.1782	5.06	6075	51.4918%	Fecal		CFU/100 mL	200	283.2	86400	-	24,762.3
5439000	12/24/2016	28.4	28.4	0.1782	5.06	6075	51.4918%	Fecal		CFU/100 mL	200	283.2	86400	-	24,762.3
5439000	3/22/2005	28.3	28.3	0.1782	5.04	6078	51.5172%	Fecal		CFU/100 mL	200	283.2	86400	-	24,675.1
5439000	1/24/2007	28.3	28.3	0.1782	5.04	6078	51.5172%	Fecal		CFU/100 mL	200	283.2	86400	-	24,675.1
5439000	7/5/2007	28.3	28.3	0.1782	5.04	6078	51.5172%	Fecal		CFU/100 mL	200	283.2	86400	-	24,675.1
5439000	8/18/2009	28.3	28.3	0.1782	5.04	6078	51.5172%	Fecal		CFU/100 mL	200	283.2	86400	-	24,675.1
5439000	10/16/2018	28.3	28.3	0.1782	5.04	6078	51.5172%	Fecal		CFU/100 mL	200	283.2	86400	-	24,675.1
5439000	2/29/2016	28.2	28.2	0.1782	5.02	6083	51.5596%	Fecal		CFU/100 mL	200	283.2	86400	-	24,587.9
5439000	7/11/2016	28.2	28.2	0.1782	5.02	6083	51.5596%	Fecal		CFU/100 mL	200	283.2	86400	-	24,587.9
5439000	4/16/2004	28.1	28.1	0.1782	5.01	6085	51.5765%	Fecal		CFU/100 mL	200	283.2	86400	-	24,500.7
5439000	6/29/2007	28.1	28.1	0.1782	5.01	6085	51.5765%	Fecal		CFU/100 mL	200	283.2	86400	-	24,500.7
5439000	6/27/2008	28.1	28.1	0.1782	5.01	6085	51.5765%	Fecal		CFU/100 mL	200	283.2	86400	-	24,500.7
5439000	12/10/2009	28.1	28.1	0.1782	5.01	6085	51.5765%	Fecal		CFU/100 mL	200	283.2	86400	-	24,500.7
5439000	4/5/2012	28.1	28.1	0.1782	5.01	6085	51.5765%	Fecal		CFU/100 mL	200	283.2	86400	-	24,500.7
5439000	12/24/2018	28.1	28.1	0.1782	5.01	6085	51.5765%	Fecal		CFU/100 mL	200	283.2	86400	-	24,500.7
5439000	1/6/1990	28	28	0.1782	4.99	6091	51.6274%	Fecal		CFU/100 mL	200	283.2	86400	-	24,413.5
5439000	7/17/1990	28	28	0.1782	4.99	6091	51.6274%	Fecal		CFU/100 mL	200	283.2	86400	-	24,413.5
5439000	8/16/1990	28	28	0.1782	4.99	6091	51.6274%	Fecal		CFU/100 mL	200	283.2	86400	-	24,413.5
5439000	10/21/1990	28	28	0.1782	4.99	6091	51.6274%	Fecal		CFU/100 mL	200	283.2	86400	-	24,413.5
5439000	1/12/1991	28	28	0.1782	4.99	6091	51.6274%	Fecal		CFU/100 mL	200	283.2	86400	-	24,413.5
5439000	1/15/1991	28	28	0.1782	4.99	6091	51.6274%	Fecal		CFU/100 mL	200	283.2	86400	-	24,413.5
5439000	6/30/1991	28	28	0.1782	4.99	6091	51.6274%	Fecal		CFU/100 mL	200	283.2	86400	-	24,413.5
5439000	2/11/1992	28	28	0.1782	4.99	6091	51.6274%	Fecal		CFU/100 mL	200	283.2	86400	-	24,413.5
5439000	2/17/1992	28	28	0.1782	4.99	6091	51.6274%	Fecal		CFU/100 mL	200	283.2	86400	-	24,413.5
5439000	5/17/1992	28	28	0.1782	4.99	6091	51.6274%	Fecal		CFU/100 mL	200	283.2	86400	-	24,413.5
5439000	3/7/1995	28	28	0.1782	4.99	6091	51.6274%	Fecal		CFU/100 mL	200	283.2	86400	-	24,413.5
5439000	7/11/1995	28	28	0.1782	4.99	6091	51.6274%	Fecal		CFU/100 mL	200	283.2	86400	-	24,413.5
5439000	9/7/1995	28	28	0.1782	4.99	6091	51.6274%	Fecal		CFU/100 mL	200	283.2	86400	-	24,413.5
5439000	11/30/1995	28	28	0.1782	4.99	6091	51.6274%	Fecal		CFU/100 mL	200	283.2	86400	-	24,413.5
5439000	12/8/1995	28	28	0.1782	4.99	6091	51.6274%	Fecal		CFU/100 mL	200	283.2	86400	-	24,413.5
5439000	2/9/1996	28	28	0.1782	4.99	6091	51.6274%	Fecal		CFU/100 mL	200	283.2	86400	-	24,413.5
5439000	4/22/1996	28	28	0.1782	4.99	6091	51.6274%	Fecal		CFU/100 mL	200	283.2	86400	-	24,413.5
5439000	5/4/1996	28	28	0.1782	4.99	6091	51.6274%	Fecal		CFU/100 mL	200	283.2	86400	-	24,413.5
5439000	7/13/1996	28	28	0.1782	4.99	6091	51.6274%	Fecal		CFU/100 mL	200	283.2	86400	-	24,413.5
5439000	12/11/1996	28	28	0.1782	4.99	6091	51.6274%	Fecal		CFU/100 mL	200	283.2	86400	-	24,413.5
5439000	7/1/1997	28	28	0.1782	4.99	6091	51.6274%	Fecal		CFU/100 mL	200	283.2	86400	-	24,413.5
5439000	1/21/1998	28	28	0.1782	4.99	6091	51.6274%	Fecal		CFU/100 mL	200	283.2	86400	-	24,413.5
5439000	11/5/1998	28	28	0.1782	4.99	6091	51.6274%	Fecal		CFU/100 mL	200	283.2	86400	-	24,413.5
5439000	11/29/1998	28	28	0.1782	4.99	6091	51.6274%	Fecal		CFU/100 mL	200	283.2	86400	-	24,413.5
5439000	3/19/2000	28	28	0.1782	4.99	6091	51.6274%	Fecal		CFU/100 mL	200	283.2	86400	-	24,413.5
5439000	5/25/2000	28	28	0.1782	4.99	6091	51.6274%	Fecal		CFU/100 mL	200	283.2	86400	-	24,413.5
5439000	11/17/2000	28	28	0.1782	4.99	6091	51.6274%	Fecal		CFU/100 mL	200	283.2	86400	-	24,413.5
5439000	1/29/2001	28	28	0.1782	4.99	6091	51.6274%	Fecal		CFU/100 mL	200	283.2	86400	-	24,413.5
5439000	5/17/2001	28	28	0.1782	4.99	6091	51.6274%	Fecal		CFU/100 mL	200	283.2	86400	-	24,413.5
5439000	5/18/2001	28	28	0.1782	4.99	6091	51.6274%	Fecal		CFU/100 mL	200	283.2	86400	-	24,413.5
5439000	5/22/2001	28	28	0.1782	4.99	6091	51.6274%	Fecal		CFU/100 mL	200	283.2	86400	-	24,413.5
5439000	6/13/2007	28	28	0.1782	4.99	6091	51.6274%	Fecal		CFU/100 mL	200	283.2	86400	-	24,413.5
5439000	2/5/2008	28	28	0.1782	4.99	6091	51.6274%	Fecal		CFU/100 mL	200	283.2	86400	-	24,413.5
5439000	2/6/2008	28	28	0.1782	4.99	6091	51.6274%	Fecal		CFU/100 mL	200	283.2	86400	-	24,413.5

Gage ID	Date	Discharge (CFS)	Gage Discharge (less Surrogate NPDES) (CFS)	Watershed Area Ratio	Calculated flow (CFS)	Rank	Flow Exceedance %	Parameter	Results	Units (mg or micro_gram	Limit/Standard	100mL/CF	sec/day	Actual Load (million colonies/day)	Allowable Load (million colonies/day)
5439000	2/27/2008	28	28	0.1782	4.99	6091	51.6274%	Fecal		CFU/100 mL	200	283.2	86400	-	24,413.5
5439000	7/13/2009	28	28	0.1782	4.99	6091	51.6274%	Fecal		CFU/100 mL	200	283.2	86400	-	24,413.5
5439000	12/15/2016	28	28	0.1782	4.99	6091	51.6274%	Fecal		CFU/100 mL	200	283.2	86400	-	24,413.5
5439000	12/1/1993	27.9	27.9	0.1782	4.97	6128	51.9410%	Fecal		CFU/100 mL	200	283.2	86400	-	24,326.3
5439000	6/10/2010	27.9	27.9	0.1782	4.97	6128	51.9410%	Fecal		CFU/100 mL	200	283.2	86400	-	24,326.3
5439000	9/29/2011	27.9	27.9	0.1782	4.97	6128	51.9410%	Fecal		CFU/100 mL	200	283.2	86400	-	24,326.3
5439000	7/17/2013	27.9	27.9	0.1782	4.97	6128	51.9410%	Fecal		CFU/100 mL	200	283.2	86400	-	24,326.3
5439000	12/10/2017	27.9	27.9	0.1782	4.97	6128	51.9410%	Fecal		CFU/100 mL	200	283.2	86400	-	24,326.3
5439000	5/2/2021	27.9	27.9	0.1782	4.97	6128	51.9410%	Fecal		CFU/100 mL	200	283.2	86400	-	24,326.3
5439000	6/10/2021	27.9	27.9	0.1782	4.97	6128	51.9410%	Fecal		CFU/100 mL	200	283.2	86400	-	24,326.3
5439000	12/14/2007	27.8	27.8	0.1782	4.95	6135	52.0003%	Fecal		CFU/100 mL	200	283.2	86400	-	24,239.2
5439000	5/26/2013	27.8	27.8	0.1782	4.95	6135	52.0003%	Fecal		CFU/100 mL	200	283.2	86400	-	24,239.2
5439000	12/16/2016	27.8	27.8	0.1782	4.95	6135	52.0003%	Fecal		CFU/100 mL	200	283.2	86400	-	24,239.2
5439000	3/10/2022	27.8	27.8	0.1459	4.06	6586	55.8230%	Fecal		CFU/100 mL	200	283.2	86400	-	19,853.5
5439000	4/8/1994	27.7	27.7	0.1782	4.94	6138	52.0258%	Fecal		CFU/100 mL	200	283.2	86400	-	24,152.0
5439000	4/8/2006	27.7	27.7	0.1782	4.94	6138	52.0258%	Fecal		CFU/100 mL	200	283.2	86400	-	24,152.0
5439000	10/3/2006	27.7	27.7	0.1782	4.94	6138	52.0258%	Fecal		CFU/100 mL	200	283.2	86400	-	24,152.0
5439000	2/27/2010	27.7	27.7	0.1782	4.94	6138	52.0258%	Fecal		CFU/100 mL	200	283.2	86400	-	24,152.0
5439000	10/17/2012	27.7	27.7	0.1782	4.94	6138	52.0258%	Fecal		CFU/100 mL	200	283.2	86400	-	24,152.0
5439000	5/27/2014	27.7	27.7	0.1782	4.94	6138	52.0258%	Fecal		CFU/100 mL	200	283.2	86400	-	24,152.0
5439000	12/25/2019	27.7	27.7	0.1782	4.94	6138	52.0258%	Fecal		CFU/100 mL	200	283.2	86400	-	24,152.0
5439000	11/10/1993	27.6	27.6	0.1782	4.92	6145	52.0851%	Fecal		CFU/100 mL	200	283.2	86400	-	24,064.8
5439000	12/11/2004	27.6	27.6	0.1782	4.92	6145	52.0851%	Fecal		CFU/100 mL	200	283.2	86400	-	24,064.8
5439000	6/14/2007	27.6	27.6	0.1782	4.92	6145	52.0851%	Fecal		CFU/100 mL	200	283.2	86400	-	24,064.8
5439000	12/24/2019	27.6	27.6	0.1782	4.92	6145	52.0851%	Fecal		CFU/100 mL	200	283.2	86400	-	24,064.8
5439000	2/15/2016	27.5	27.5	0.1782	4.90	6149	52.1190%	Fecal		CFU/100 mL	200	283.2	86400	-	23,977.6
5439000	11/10/2016	27.5	27.5	0.1782	4.90	6149	52.1190%	Fecal		CFU/100 mL	200	283.2	86400	-	23,977.6
5439000	1/10/2017	27.5	27.5	0.1782	4.90	6149	52.1190%	Fecal		CFU/100 mL	200	283.2	86400	-	23,977.6
5439000	9/19/2007	27.4	27.4	0.1782	4.88	6152	52.1444%	Fecal		CFU/100 mL	200	283.2	86400	-	23,890.4
5439000	7/7/2008	27.4	27.4	0.1782	4.88	6152	52.1444%	Fecal		CFU/100 mL	200	283.2	86400	-	23,890.4
5439000	2/26/2016	27.4	27.4	0.1782	4.88	6152	52.1444%	Fecal		CFU/100 mL	200	283.2	86400	-	23,890.4
5439000	2/27/2016	27.4	27.4	0.1782	4.88	6152	52.1444%	Fecal		CFU/100 mL	200	283.2	86400	-	23,890.4
5439000	7/30/2016	27.4	27.4	0.1782	4.88	6152	52.1444%	Fecal		CFU/100 mL	200	283.2	86400	-	23,890.4
5439000	5/4/2021	27.4	27.4	0.1782	4.88	6152	52.1444%	Fecal		CFU/100 mL	200	283.2	86400	-	23,890.4
5439000	2/10/2010	27.3	27.3	0.1782	4.86	6158	52.1953%	Fecal		CFU/100 mL	200	283.2	86400	-	23,803.2
5439000	7/10/2010	27.3	27.3	0.1782	4.86	6158	52.1953%	Fecal		CFU/100 mL	200	283.2	86400	-	23,803.2
5439000	4/9/1994	27.2	27.2	0.1782	4.85	6160	52.2122%	Fecal		CFU/100 mL	200	283.2	86400	-	23,716.0
5439000	7/7/2004	27.2	27.2	0.1782	4.85	6160	52.2122%	Fecal		CFU/100 mL	200	283.2	86400	-	23,716.0
5439000	3/21/2005	27.2	27.2	0.1782	4.85	6160	52.2122%	Fecal		CFU/100 mL	200	283.2	86400	-	23,716.0
5439000	6/23/2006	27.2	27.2	0.1782	4.85	6160	52.2122%	Fecal		CFU/100 mL	200	283.2	86400	-	23,716.0
5439000	6/7/2012	27.2	27.2	0.1782	4.85	6160	52.2122%	Fecal		CFU/100 mL	200	283.2	86400	-	23,716.0
5439000	12/19/2016	27.2	27.2	0.1782	4.85	6160	52.2122%	Fecal		CFU/100 mL	200	283.2	86400	-	23,716.0
5439000	12/23/2016	27.2	27.2	0.1782	4.85	6160	52.2122%	Fecal		CFU/100 mL	200	283.2	86400	-	23,716.0
5439000	7/17/2018	27.2	27.2	0.1782	4.85	6160	52.2122%	Fecal		CFU/100 mL	200	283.2	86400	-	23,716.0
5439000	7/21/2020	27.2	27.2	0.1782	4.85	6160	52.2122%	Fecal		CFU/100 mL	200	283.2	86400	-	23,716.0
5439000	11/17/1993	27.1	27.1	0.1782	4.83	6169	52.2885%	Fecal		CFU/100 mL	200	283.2	86400	-	23,628.8
5439000	5/10/2008	27.1	27.1	0.1782	4.83	6169	52.2885%	Fecal		CFU/100 mL	200	283.2	86400	-	23,628.8
5439000	12/20/2016	27.1	27.1	0.1782	4.83	6169	52.2885%	Fecal		CFU/100 mL	200	283.2	86400	-	23,628.8
5439000	12/21/2016	27.1	27.1	0.1782	4.83	6169	52.2885%	Fecal		CFU/100 mL	200	283.2	86400	-	23,628.8
5439000	12/22/2016	27.1	27.1	0.1782	4.83	6169	52.2885%	Fecal		CFU/100 mL	200	283.2	86400	-	23,628.8
5439000	3/26/2018	27.1	27.1	0.1782	4.83	6169	52.2885%	Fecal		CFU/100 mL	200	283.2	86400	-	23,628.8
5439000	7/18/1990	27	27	0.1782	4.81	6175	52.3394%	Fecal		CFU/100 mL	200	283.2	86400	-	23,541.6
5439000	8/30/1990	27	27	0.1782	4.81	6175	52.3394%	Fecal		CFU/100 mL	200	283.2	86400	-	23,541.6
5439000	1/10/1991	27	27	0.1782	4.81	6175	52.3394%	Fecal		CFU/100 mL	200	283.2	86400	-	23,541.6
5439000	1/14/1991	27	27	0.1782	4.81	6175	52.3394%	Fecal		CFU/100 mL	200	283.2	86400	-	23,541.6
5439000	6/23/1991	27	27	0.1782	4.81	6175	52.3394%	Fecal		CFU/100 mL	200	283.2	86400	-	23,541.6
5439000	11/25/1991	27	27	0.1782	4.81	6175	52.3394%	Fecal		CFU/100 mL	200	283.2	86400	-	23,541.6
5439000	2/13/1992	27	27	0.1782	4.81	6175	52.3394%	Fecal		CFU/100 mL	200	283.2	86400	-	23,541.6
5439000	5/23/1992	27	27	0.1782	4.81	6175	52.3394%	Fecal		CFU/100 mL	200	283.2	86400	-	23,541.6
5439000	8/1/1992	27	27	0.1782	4.81	6175	52.3394%	Fecal		CFU/100 mL	200	283.2	86400	-	23,541.6
5439000	8/3/1992	27	27	0.1782	4.81	6175	52.3394%	Fecal		CFU/100 mL	200	283.2	86400	-	23,541.6
5439000	9/17/1992	27	27	0.1782	4.81	6175	52.3394%	Fecal		CFU/100 mL	200	283.2	86400	-	23,541.6
5439000	9/23/1992	27	27	0.1782	4.81	6175	52.3394%	Fecal		CFU/100 mL	200	283.2	86400	-	23,541.6
5439000	1/5/1994	27	27	0.1782	4.81	6175	52.3394%	Fecal		CFU/100 mL	200	283.2	86400	-	23,541.6
5439000	2/17/1995	27	27	0.1782	4.81	6175	52.3394%	Fecal		CFU/100 mL	200	283.2	86400	-	23,541.6
5439000	2/18/1995	27	27	0.1782	4.81	6175	52.3394%	Fecal		CFU/100 mL	200	283.2	86400	-	23,541.6
5439000	12/2/1995	27	27	0.1782	4.81	6175	52.3394%	Fecal		CFU/100 mL	200	283.2	86400	-	23,541.6
5439000	12/5/1995	27	27	0.1782	4.81	6175	52.3394%	Fecal		CFU/100 mL	200	283.2	86400	-	23,541.6
5439000	1/18/1996	27	27	0.1782	4.81	6175	52.3394%	Fecal		CFU/100 mL	200	283.2	86400	-	23,541.6
5439000	2/29/1996	27	27	0.1782	4.81	6175	52.3394%	Fecal		CFU/100 mL	200	283.2	86400	-	23,541.6
5439000	7/12/1996	27	27	0.1782	4.81	6175	52.3394%	Fecal		CFU/100 mL	200	283.2	86400	-	23,541.6
5439000	7/15/1996	27	27	0.1782	4.81	6175	52.3394%	Fecal		CFU/100 mL	200	283.2	86400	-	23,541.6
5439000	6/10/1997	27	27	0.1782	4.81	6175	52.3394%	Fecal		CFU/100 mL	200	283.2	86400	-	23,541.6
5439000	6/18/1997	27	27	0.1782	4.81	6175	52.3394%	Fecal		CFU/100 mL	200	283.2	86400	-	23,541.6
5439000	7/16/1998	27	27	0.1782	4.81	6175	52.3394%	Fecal		CFU/100 mL	200	283.2	86400	-	23,541.6
5439000	11/27/1998	27	27	0.1782	4.81	6175	52.3394%	Fecal		CFU/100 mL	200	283.2	86400	-	23,541.6
5439000	11/28/1998	27	27	0.1782	4.81	6175	52.3394%	Fecal		CFU/100 mL	200	283.2	86400	-	23,541.6
5439000	12/21/1998	27	27	0.1782	4.81	6175	52.3394%	Fecal		CFU/100 mL	200	283.2	86400	-	23,541.6
5439000	7/6/1999	27	27	0.1782	4.81	6175	52.3394%	Fecal		CFU/100 mL	200	283.2	86400	-	23,541.6
5439000	3/16/2000	27	27	0.1782	4.81	6175	52.3394%	Fecal		CFU/100 mL	200	283.2	86400	-	23,541.6
5439000	7/21/2000	27	27	0.1782	4.81	6175	52.3394%	Fecal		CFU/100 mL	200	283.2	86400	-	23,541.6
5439000	9/12/2000	27	27	0.1782	4.81	6175	52.3394%	Fecal		CFU/100 mL	200	283.2	86400	-	23,541.6
5439000	5/24/2001	27	27	0.1782	4.81	6175	52.3394%	Fecal		CFU/100 mL	200	283.2	86400	-	23,541.6
5439000	6/26/2001	27	27	0.1782	4.81	6175	52.3394%	Fecal		CFU/100 mL	200	283.2	86400	-	23,541.6
5439000	12/3/2001	27	27	0.1782	4.81	6175	52.3394%	Fecal		CFU/100 mL	200	283.2	86400	-	23,541.6
5439000	2/11/2010	27	27	0.1782	4.81	6175	52.3394%	Fecal		CFU/100 mL	200	283.2	86400	-	23,541.6
5439000	7/7/2011	27	27	0.1782	4.81	6175	52.3394%	Fecal		CFU/100 mL	200	283.2	86400	-	23,541.6
5439000	11/16/1993	26.9	26.9	0.1782	4.79	6211	52.6445%	Fecal		CFU/100 mL	200	283.2	86400	-	23,454.4
5439000	12/20/2001	26.9	26.9	0.1782	4.79	6211	52.6445%	Fecal		CFU/100 mL	200	283.2	86400	-	23,454.4
5439000	10/16/2007	26.9	26.9	0.1782	4.79	6211	52.6445%	Fecal		CFU/100 mL	200	283.2	86400	-	23,454.4
5439000	2/10/2008	26.9	26.9	0.1782	4.79	6211	52.6445%	Fecal		CFU/100 mL	200	283.2	86400	-	23,454.4
5439000	4/6/2013	26.9	26.9	0.1782	4.79	6211	52.6445%	Fecal		CFU/100 mL	200	283.2	86400	-	23,454.4
5439000	8/24/2002	26.8	26.8	0.1782	4.77	6216	52.6869%	Fecal		CFU/100 mL	200	283.2	86400	-	23,367.2
5439000	9/11/2006	26.8	26.8	0.1782	4.77	6216	52.6869%	Fecal		CFU/100 mL	200	283.2	86400	-	23,367.2
5439000	2/12/2010	26.8	26.8	0.1782	4.77	6216	52.6869%	Fecal		CFU/100 mL	200	283.2	86400	-	23,367.2
5439000	2/14/2016	26.8	26.8	0.1782	4.77	6216	52.6869%	Fecal		CFU/100 mL	200	283.2	86400	-	23,367.2
5439000	11/11/2016	26.8	26.8	0.1782	4.77	6216	52.6869%	Fecal		CFU/100 mL	200	283.2	86400	-	23,367.2
5439000	12/15/2003	26.7	26.7	0.1782	4.76	6221	52.7293%	Fecal		CFU/100 mL	200	283.2	86400	-	23,280.1
5439000	4/8/2005	26.7	26.7	0.1782	4.76	6221	52.7293%	Fecal		CFU/100 mL	200	283.2	86400	-	23,280.1
5439000	1/24/2009	26.7	26.7	0.1782	4.76	6221	52.7293%	Fecal		CFU/100 mL	200	283.2	86400	-	23,280.1
5439000	12/12/2017	26.7	26.7	0.1782	4.76	6221	52.7293%	Fecal		CFU/100 mL	200	283.2	86400	-	23,280.1
5439000	6/12/2007	26.6	26.6	0.1782	4.74	6225	52.7632%	Fecal		CFU/100 mL	200	283.2	86400	-	23,192.9
5439000	2/13/2010	26.6	26.6	0.1782	4.74	6225	52.7632%	Fecal		CFU/100 mL	200	283.2	86400	-	23,192.9
5439000	2/16/2010	26.6	26.6	0.1782	4.74	6225	52.7632%	Fecal		CFU/100 mL	200	283.2	86400	-	23,192.9
5439000	2/21/2010	26.6	26.6	0.1782	4.74	6225	52.7632%	Fecal		CFU/100 mL	200	283.2	86400	-	23,192.9
5439000	5/25/2013	26.6	26.6	0.1782	4.74	6225	52.7632%	Fecal		CFU/100 mL	200	283.2	86400	-	23,192.9
5439000	11/24/2018	26.6	26.6	0.1782	4.74	6225	52.7632%	Fecal		CFU/100 mL	200	283.2	86400	-	23,192.9
5439000	11/18/1993	26.5	26.5	0.1782	4.72	6231	52.8140%	Fecal		CFU/100 mL	200	283.2	86400	-	23,105.7
5439000	2/14/2010	26.5	26.5	0.1782	4.72	6231	52.8140%	Fecal		CFU/100 mL	200	283.2	86400	-	23,105.7
5439000	6/11/2010	26.5	26.5	0.1782	4.72	6231	52.8140%	Fecal		CFU/100 mL	200	283.2	86400	-	23,105.7
5439000	2/20/2014	26.5	26.5	0.1782	4.72	6231	52.8140%	Fecal		CFU/100 mL	200	283.2	86400	-	23,105.7
5439000	10/20/2014	26.5	26.5	0.1782	4.72	6231	52.8140%	Fecal		CFU/100 mL	200	283.2	86400	-	23,105.7
5439000	4/5/2018	26.5	26.5	0.1782	4.72	6231	52.8140%	Fecal		CFU/100 mL	200	283.2	86400	-	23,105.7
5439000	12/26/2019	26.5	26.5	0.1782	4.72	6231	52.8140%	Fecal		CFU/100 mL	200	283.2	86400	-	23,105.7
5439000	6/19/2021	26.5	26.5	0.1782	4.72	6231	52.8140%	Fecal		CFU/100 mL	200	283.2	86400	-	23,105.7
5439000	12/22/2001	26.4	26.4	0.1782	4.70	6239	52.8818%	Fecal		CFU/100 mL	200	283.2	86400	-	23,018.5
5439000	6/26/2007	26.4	26.4	0.1782	4.70	6239	52.8818%	Fecal		CFU/100 mL	200	283.2	86400	-	23,018.5
5439000	2/17/2010	26.4	26.4	0.1782	4.70	6239	52.8818%	Fecal		CFU/100 mL	200	283.2	86400	-	23,018.5
5439000	4/9/2012	26.4	26.4	0.1782	4.70	6239	52.8818%	Fecal		CFU/100 mL	200	283.2	86400	-	23,018.5
5439000	4/14/2012	26.4	26.4	0.1782	4.70	6239	52.8818%	Fecal		CFU/100 mL	200	283.2	86400	-	23,018.5
5439000	11/10/2018	26.4	26.4	0.1782	4.70	6239	52.8818%	Fecal		CFU/100 mL	200	283.2	86400	-	23,018.5
5439000	11/25/1993	26.3	26.3	0.1782	4.69	6245	52.9327%	Fecal		CFU/100 mL	200	283.2	86400	-	22,931.3
5439000	7/8/2011	26.3	26.3	0.1782	4.69	6245	52.9327%	Fecal		CFU/100 mL	200	283.2	86400	-	22,931.3
5439000	4/6/2012	26.3	26.3	0.1782	4.69	6245	52.9327%	Fecal		CFU/100 mL	200	283.2	86400	-	22,931.3
5439000	3/1/2016	26.3	26.3	0.1782	4.69	6245	52.9327%	Fecal		CFU/100 mL	200	283.2	86400	-	22,931.3

Gage ID	Date	Discharge (CFS)	Gage Discharge (less Surrogate NPDES) (CFS)	Watershed Area Ratio	Calculated flow (CFS)	Rank	Flow Exceedance %	Parameter	Results	Units (mg or micro_gram	Limit/Standard	100mL/CF	sec/day	Actual Load (million colonies/day)	Allowable Load (million colonies/day)
5439000	3/2/2016	26.3	26.3	0.1782	4.69	6245	52.9327%	Fecal		CFU/100 mL	200	283.2	86400	-	22,931.3
5439000	7/5/2017	26.3	26.3	0.1782	4.69	6245	52.9327%	Fecal		CFU/100 mL	200	283.2	86400	-	22,931.3
5439000	7/26/2008	26.2	26.2	0.1782	4.67	6251	52.9836%	Fecal		CFU/100 mL	200	283.2	86400	-	22,844.1
5439000	11/29/2008	26.2	26.2	0.1782	4.67	6251	52.9836%	Fecal		CFU/100 mL	200	283.2	86400	-	22,844.1
5439000	2/15/2010	26.2	26.2	0.1782	4.67	6251	52.9836%	Fecal		CFU/100 mL	200	283.2	86400	-	22,844.1
5439000	7/6/2017	26.2	26.2	0.1782	4.67	6251	52.9836%	Fecal		CFU/100 mL	200	283.2	86400	-	22,844.1
5439000	12/2/2001	26.1	26.1	0.1782	4.65	6255	53.01755%	Fecal		CFU/100 mL	200	283.2	86400	-	22,756.9
5439000	12/5/2001	26.1	26.1	0.1782	4.65	6255	53.01755%	Fecal		CFU/100 mL	200	283.2	86400	-	22,756.9
5439000	5/18/2007	26.1	26.1	0.1782	4.65	6255	53.01755%	Fecal		CFU/100 mL	200	283.2	86400	-	22,756.9
5439000	2/24/2010	26.1	26.1	0.1782	4.65	6255	53.01755%	Fecal		CFU/100 mL	200	283.2	86400	-	22,756.9
5439000	4/8/2012	26.1	26.1	0.1782	4.65	6255	53.01755%	Fecal		CFU/100 mL	200	283.2	86400	-	22,756.9
5439000	5/26/2014	26.1	26.1	0.1782	4.65	6255	53.01755%	Fecal		CFU/100 mL	200	283.2	86400	-	22,756.9
5439000	7/4/2016	26.1	26.1	0.1782	4.65	6255	53.01755%	Fecal		CFU/100 mL	200	283.2	86400	-	22,756.9
5439000	12/25/2018	26.1	26.1	0.1782	4.65	6255	53.01755%	Fecal		CFU/100 mL	200	283.2	86400	-	22,756.9
5439000	8/12/2019	26.1	26.1	0.1782	4.65	6255	53.01755%	Fecal		CFU/100 mL	200	283.2	86400	-	22,756.9
5439000	8/9/1990	26	26	0.1782	4.63	6264	53.0937%	Fecal		CFU/100 mL	200	283.2	86400	-	22,669.7
5439000	10/11/1990	26	26	0.1782	4.63	6264	53.0937%	Fecal		CFU/100 mL	200	283.2	86400	-	22,669.7
5439000	1/16/1991	26	26	0.1782	4.63	6264	53.0937%	Fecal		CFU/100 mL	200	283.2	86400	-	22,669.7
5439000	1/18/1991	26	26	0.1782	4.63	6264	53.0937%	Fecal		CFU/100 mL	200	283.2	86400	-	22,669.7
5439000	1/19/1991	26	26	0.1782	4.63	6264	53.0937%	Fecal		CFU/100 mL	200	283.2	86400	-	22,669.7
5439000	1/23/1991	26	26	0.1782	4.63	6264	53.0937%	Fecal		CFU/100 mL	200	283.2	86400	-	22,669.7
5439000	2/28/1991	26	26	0.1782	4.63	6264	53.0937%	Fecal		CFU/100 mL	200	283.2	86400	-	22,669.7
5439000	5/18/1992	26	26	0.1782	4.63	6264	53.0937%	Fecal		CFU/100 mL	200	283.2	86400	-	22,669.7
5439000	7/19/1992	26	26	0.1782	4.63	6264	53.0937%	Fecal		CFU/100 mL	200	283.2	86400	-	22,669.7
5439000	7/24/1992	26	26	0.1782	4.63	6264	53.0937%	Fecal		CFU/100 mL	200	283.2	86400	-	22,669.7
5439000	9/21/1992	26	26	0.1782	4.63	6264	53.0937%	Fecal		CFU/100 mL	200	283.2	86400	-	22,669.7
5439000	8/17/1993	26	26	0.1782	4.63	6264	53.0937%	Fecal		CFU/100 mL	200	283.2	86400	-	22,669.7
5439000	8/28/1993	26	26	0.1782	4.63	6264	53.0937%	Fecal		CFU/100 mL	200	283.2	86400	-	22,669.7
5439000	7/15/1994	26	26	0.1782	4.63	6264	53.0937%	Fecal		CFU/100 mL	200	283.2	86400	-	22,669.7
5439000	7/12/1995	26	26	0.1782	4.63	6264	53.0937%	Fecal		CFU/100 mL	200	283.2	86400	-	22,669.7
5439000	7/13/1995	26	26	0.1782	4.63	6264	53.0937%	Fecal		CFU/100 mL	200	283.2	86400	-	22,669.7
5439000	12/9/1995	26	26	0.1782	4.63	6264	53.0937%	Fecal		CFU/100 mL	200	283.2	86400	-	22,669.7
5439000	4/18/1996	26	26	0.1782	4.63	6264	53.0937%	Fecal		CFU/100 mL	200	283.2	86400	-	22,669.7
5439000	4/21/1996	26	26	0.1782	4.63	6264	53.0937%	Fecal		CFU/100 mL	200	283.2	86400	-	22,669.7
5439000	7/11/1996	26	26	0.1782	4.63	6264	53.0937%	Fecal		CFU/100 mL	200	283.2	86400	-	22,669.7
5439000	8/29/1996	26	26	0.1782	4.63	6264	53.0937%	Fecal		CFU/100 mL	200	283.2	86400	-	22,669.7
5439000	2/6/1997	26	26	0.1782	4.63	6264	53.0937%	Fecal		CFU/100 mL	200	283.2	86400	-	22,669.7
5439000	6/19/1997	26	26	0.1782	4.63	6264	53.0937%	Fecal		CFU/100 mL	200	283.2	86400	-	22,669.7
5439000	11/6/1998	26	26	0.1782	4.63	6264	53.0937%	Fecal		CFU/100 mL	200	283.2	86400	-	22,669.7
5439000	12/1/1998	26	26	0.1782	4.63	6264	53.0937%	Fecal		CFU/100 mL	200	283.2	86400	-	22,669.7
5439000	7/9/1999	26	26	0.1782	4.63	6264	53.0937%	Fecal		CFU/100 mL	200	283.2	86400	-	22,669.7
5439000	5/26/2000	26	26	0.1782	4.63	6264	53.0937%	Fecal		CFU/100 mL	200	283.2	86400	-	22,669.7
5439000	11/1/2001	26	26	0.1782	4.63	6264	53.0937%	Fecal		CFU/100 mL	200	283.2	86400	-	22,669.7
5439000	12/4/2001	26	26	0.1782	4.63	6264	53.0937%	Fecal		CFU/100 mL	200	283.2	86400	-	22,669.7
5439000	2/21/2004	26	26	0.1782	4.63	6264	53.0937%	Fecal		CFU/100 mL	200	283.2	86400	-	22,669.7
5439000	1/22/2005	26	26	0.1782	4.63	6264	53.0937%	Fecal		CFU/100 mL	200	283.2	86400	-	22,669.7
5439000	5/13/2005	26	26	0.1782	4.63	6264	53.0937%	Fecal		CFU/100 mL	200	283.2	86400	-	22,669.7
5439000	2/25/2010	26	26	0.1782	4.63	6264	53.0937%	Fecal		CFU/100 mL	200	283.2	86400	-	22,669.7
5439000	10/28/2016	26	26	0.1782	4.63	6264	53.0937%	Fecal		CFU/100 mL	200	283.2	86400	-	22,669.7
5439000	1/1/2017	26	26	0.1782	4.63	6264	53.0937%	Fecal		CFU/100 mL	200	283.2	86400	-	22,669.7
5439000	1/9/2017	26	26	0.1782	4.63	6264	53.0937%	Fecal		CFU/100 mL	200	283.2	86400	-	22,669.7
5439000	7/1/2017	26	26	0.1782	4.63	6264	53.0937%	Fecal		CFU/100 mL	200	283.2	86400	-	22,669.7
5439000	3/25/2018	26	26	0.1782	4.63	6264	53.0937%	Fecal		CFU/100 mL	200	283.2	86400	-	22,669.7
5439000	11/20/1993	25.9	25.9	0.1782	4.61	6302	53.4158%	Fecal		CFU/100 mL	200	283.2	86400	-	22,582.5
5439000	7/1/2002	25.9	25.9	0.1782	4.61	6302	53.4158%	Fecal		CFU/100 mL	200	283.2	86400	-	22,582.5
5439000	4/17/2004	25.9	25.9	0.1782	4.61	6302	53.4158%	Fecal		CFU/100 mL	200	283.2	86400	-	22,582.5
5439000	4/14/2005	25.9	25.9	0.1782	4.61	6302	53.4158%	Fecal		CFU/100 mL	200	283.2	86400	-	22,582.5
5439000	5/20/2007	25.9	25.9	0.1782	4.61	6302	53.4158%	Fecal		CFU/100 mL	200	283.2	86400	-	22,582.5
5439000	5/4/2014	25.9	25.9	0.1782	4.61	6302	53.4158%	Fecal		CFU/100 mL	200	283.2	86400	-	22,582.5
5439000	5/13/2014	25.9	25.9	0.1782	4.61	6302	53.4158%	Fecal		CFU/100 mL	200	283.2	86400	-	22,582.5
5439000	9/3/2016	25.9	25.9	0.1782	4.61	6302	53.4158%	Fecal		CFU/100 mL	200	283.2	86400	-	22,582.5
5439000	12/11/2017	25.9	25.9	0.1782	4.61	6302	53.4158%	Fecal		CFU/100 mL	200	283.2	86400	-	22,582.5
5439000	7/3/2020	25.9	25.9	0.1782	4.61	6302	53.4158%	Fecal		CFU/100 mL	200	283.2	86400	-	22,582.5
5439000	12/11/2021	25.9	25.9	0.1782	4.61	6302	53.4158%	Fecal		CFU/100 mL	200	283.2	86400	-	22,582.5
5439000	7/16/1994	25.8	25.8	0.1782	4.60	6313	53.5091%	Fecal		CFU/100 mL	200	283.2	86400	-	22,495.3
5439000	7/17/1994	25.8	25.8	0.1782	4.60	6313	53.5091%	Fecal		CFU/100 mL	200	283.2	86400	-	22,495.3
5439000	6/10/2003	25.8	25.8	0.1782	4.60	6313	53.5091%	Fecal		CFU/100 mL	200	283.2	86400	-	22,495.3
5439000	12/11/2007	25.8	25.8	0.1782	4.60	6313	53.5091%	Fecal		CFU/100 mL	200	283.2	86400	-	22,495.3
5439000	2/20/2010	25.8	25.8	0.1782	4.60	6313	53.5091%	Fecal		CFU/100 mL	200	283.2	86400	-	22,495.3
5439000	5/9/2014	25.8	25.8	0.1782	4.60	6313	53.5091%	Fecal		CFU/100 mL	200	283.2	86400	-	22,495.3
5439000	4/30/2021	25.8	25.8	0.1782	4.60	6313	53.5091%	Fecal		CFU/100 mL	200	283.2	86400	-	22,495.3
5439000	9/4/2008	25.7	25.7	0.1782	4.58	6320	53.5684%	Fecal		CFU/100 mL	200	283.2	86400	-	22,408.1
5439000	7/15/2010	25.7	25.7	0.1782	4.58	6320	53.5684%	Fecal		CFU/100 mL	200	283.2	86400	-	22,408.1
5439000	4/10/2012	25.7	25.7	0.1782	4.58	6320	53.5684%	Fecal		CFU/100 mL	200	283.2	86400	-	22,408.1
5439000	1/14/2018	25.7	25.7	0.1782	4.58	6320	53.5684%	Fecal		CFU/100 mL	200	283.2	86400	-	22,408.1
5439000	6/25/2006	25.6	25.6	0.1782	4.56	6324	53.6023%	Fecal		CFU/100 mL	200	283.2	86400	-	22,320.9
5439000	6/8/2012	25.6	25.6	0.1782	4.56	6324	53.6023%	Fecal		CFU/100 mL	200	283.2	86400	-	22,320.9
5439000	2/23/2014	25.6	25.6	0.1782	4.56	6324	53.6023%	Fecal		CFU/100 mL	200	283.2	86400	-	22,320.9
5439000	7/24/2014	25.6	25.6	0.1782	4.56	6324	53.6023%	Fecal		CFU/100 mL	200	283.2	86400	-	22,320.9
5439000	11/30/2014	25.6	25.6	0.1782	4.56	6324	53.6023%	Fecal		CFU/100 mL	200	283.2	86400	-	22,320.9
5439000	3/7/2016	25.6	25.6	0.1782	4.56	6324	53.6023%	Fecal		CFU/100 mL	200	283.2	86400	-	22,320.9
5439000	1/31/2018	25.6	25.6	0.1782	4.56	6324	53.6023%	Fecal		CFU/100 mL	200	283.2	86400	-	22,320.9
5439000	12/28/2019	25.6	25.6	0.1782	4.56	6324	53.6023%	Fecal		CFU/100 mL	200	283.2	86400	-	22,320.9
5439000	10/27/2021	25.6	25.6	0.1782	4.56	6324	53.6023%	Fecal		CFU/100 mL	200	283.2	86400	-	22,320.9
5439000	4/18/1994	25.5	25.5	0.1782	4.54	6333	53.6786%	Fecal		CFU/100 mL	200	283.2	86400	-	22,233.8
5439000	4/26/2006	25.5	25.5	0.1782	4.54	6333	53.6786%	Fecal		CFU/100 mL	200	283.2	86400	-	22,233.8
5439000	5/19/2007	25.5	25.5	0.1782	4.54	6333	53.6786%	Fecal		CFU/100 mL	200	283.2	86400	-	22,233.8
5439000	4/17/1994	25.4	25.4	0.1782	4.53	6336	53.7040%	Fecal		CFU/100 mL	200	283.2	86400	-	22,146.6
5439000	6/5/2006	25.4	25.4	0.1782	4.53	6336	53.7040%	Fecal		CFU/100 mL	200	283.2	86400	-	22,146.6
5439000	7/30/2015	25.4	25.4	0.1782	4.53	6336	53.7040%	Fecal		CFU/100 mL	200	283.2	86400	-	22,146.6
5439000	10/17/2018	25.4	25.4	0.1782	4.53	6336	53.7040%	Fecal		CFU/100 mL	200	283.2	86400	-	22,146.6
5439000	8/15/1994	25.3	25.3	0.1782	4.51	6340	53.7379%	Fecal		CFU/100 mL	200	283.2	86400	-	22,059.4
5439000	4/9/2005	25.3	25.3	0.1782	4.51	6340	53.7379%	Fecal		CFU/100 mL	200	283.2	86400	-	22,059.4
5439000	5/1/2021	25.3	25.3	0.1782	4.51	6340	53.7379%	Fecal		CFU/100 mL	200	283.2	86400	-	22,059.4
5439000	7/14/1994	25.2	25.2	0.1782	4.49	6343	53.7633%	Fecal		CFU/100 mL	200	283.2	86400	-	21,972.2
5439000	8/19/1994	25.2	25.2	0.1782	4.49	6343	53.7633%	Fecal		CFU/100 mL	200	283.2	86400	-	21,972.2
5439000	1/7/2011	25.2	25.2	0.1782	4.49	6343	53.7633%	Fecal		CFU/100 mL	200	283.2	86400	-	21,972.2
5439000	8/8/2017	25.2	25.2	0.1782	4.49	6343	53.7633%	Fecal		CFU/100 mL	200	283.2	86400	-	21,972.2
5439000	7/10/1994	25.1	25.1	0.1782	4.47	6347	53.7973%	Fecal		CFU/100 mL	200	283.2	86400	-	21,885.0
5439000	4/25/2005	25.1	25.1	0.1782	4.47	6347	53.7973%	Fecal		CFU/100 mL	200	283.2	86400	-	21,885.0
5439000	6/9/2012	25.1	25.1	0.1782	4.47	6347	53.7973%	Fecal		CFU/100 mL	200	283.2	86400	-	21,885.0
5439000	1/11/1990	25	25	0.1782	4.45	6351	53.8312%	Fecal		CFU/100 mL	200	283.2	86400	-	21,797.8
5439000	7/31/1990	25	25	0.1782	4.45	6351	53.8312%	Fecal		CFU/100 mL	200	283.2	86400	-	21,797.8
5439000	11/26/1990	25	25	0.1782	4.45	6351	53.8312%	Fecal		CFU/100 mL	200	283.2	86400	-	21,797.8
5439000	1/17/1991	25	25	0.1782	4.45	6351	53.8312%	Fecal		CFU/100 mL	200	283.2	86400	-	21,797.8
5439000	1/20/1991	25	25	0.1782	4.45	6351	53.8312%	Fecal		CFU/100 mL	200	283.2	86400	-	21,797.8
5439000	1/21/1991	25	25	0.1782	4.45	6351	53.8312%	Fecal		CFU/100 mL	200	283.2	86400	-	21,797.8
5439000	1/22/1991	25	25	0.1782	4.45	6351	53.8312%	Fecal		CFU/100 mL	200	283.2	86400	-	21,797.8
5439000	1/24/1991	25	25	0.1782	4.45	6351	53.8312%	Fecal		CFU/100 mL	200	283.2	86400	-	21,797.8
5439000	1/25/1991	25	25	0.1782	4.45	6351	53.8312%	Fecal		CFU/100 mL	200	283.2	86400	-	21,797.8
5439000	1/26/1991	25	25	0.1782	4.45	6351	53.8312%	Fecal		CFU/100 mL	200	283.2	86400	-	21,797.8
5439000	1/27/1991	25	25	0.1782	4.45	6351	53.8312%	Fecal		CFU/100 mL	200	283.2	86400	-	21,797.8
5439000	1/28/1991	25	25	0.1782	4.45	6351	53.8312%	Fecal		CFU/100 mL	200	283.2	86400	-	21,797.8
5439000	2/1/1991	25	25	0.1782	4.45	6351	53.8312%	Fecal		CFU/100 mL	200	283.2	86400	-	21,797.8
5439000	8/8/1991	25	25	0.1782	4.45	6351	53.8312%	Fecal		CFU/100 mL	200	283.2	86400	-	21,797.8
5439000	11/24/1991	25	25	0.1782	4.45	6351	53.8312%	Fecal		CFU/100 mL	200	283.2	86400	-	21,797.8
5439000	11/26/1991	25	25	0.1782	4.45	6351	53.8312%	Fecal		CFU/100 mL	200	283.2	86400	-	21,797.8
5439000	11/28/1991	25	25	0.1782	4.45	6351	53.8312%	Fecal		CFU/100 mL	200	283.2	86400	-	21,797.8
5439000	2/14/1992	25	25	0.1782	4.45	6351	53.8312%	Fecal		CFU/100 mL	200	283.2	86400	-	21,797.8
5439000	5/19/1992	25	25	0.1782	4.45	6351	53.8312%	Fecal		CFU/100 mL	200	283.2	86400	-	21,797.8
5439000	5/22/1992	25	25	0.1782	4.45	6351	53.8312%	Fecal		CFU/100 mL	200	283.2	86400	-	21,797.8
5439000	1/24/1994	25	25	0.1782	4.45	6351	53.8312%	Fecal		CFU/100 mL	200	283.2	86400	-	21,797.8
5439000	2/16/1994	25	25	0.1782	4.45	6351	53.8312%	Fecal		CFU/100 mL	200	283.2	86400	-	21,797.8
5439000	10/6/1995	25	25	0.1782	4.45	6351	53.8312%	Fecal		CFU/100 mL	200	283.2	86400	-	21,797.8
5439000	11/6/1995	25	25	0.1782	4.45	6351	53.8312%	Fecal		CFU/100 mL	200	283.2	86400	-	21,797.8

Gage ID	Date	Discharge (CFS)	Gage Discharge (less Surrogate NPDES) (CFS)	Watershed Area Ratio	Calculated flow (CFS)	Rank	Flow Exceedance %	Parameter	Results	Units (mg or micro_gram	Limit/Standard	100mL/CF	sec/day	Actual Load (million colonies/day)	Allowable Load (million colonies/day)
5439000	12/4/1995	25	25	0.1782	4.45	6351	53.8312%	Fecal		CFU/100 mL	200	283.2	86400	-	21,797.8
5439000	12/10/1995	25	25	0.1782	4.45	6351	53.8312%	Fecal		CFU/100 mL	200	283.2	86400	-	21,797.8
5439000	1/20/1996	25	25	0.1782	4.45	6351	53.8312%	Fecal		CFU/100 mL	200	283.2	86400	-	21,797.8
5439000	2/28/1996	25	25	0.1782	4.45	6351	53.8312%	Fecal		CFU/100 mL	200	283.2	86400	-	21,797.8
5439000	3/26/1996	25	25	0.1782	4.45	6351	53.8312%	Fecal		CFU/100 mL	200	283.2	86400	-	21,797.8
5439000	7/14/1996	25	25	0.1782	4.45	6351	53.8312%	Fecal		CFU/100 mL	200	283.2	86400	-	21,797.8
5439000	9/27/1996	25	25	0.1782	4.45	6351	53.8312%	Fecal		CFU/100 mL	200	283.2	86400	-	21,797.8
5439000	12/20/1996	25	25	0.1782	4.45	6351	53.8312%	Fecal		CFU/100 mL	200	283.2	86400	-	21,797.8
5439000	12/21/1996	25	25	0.1782	4.45	6351	53.8312%	Fecal		CFU/100 mL	200	283.2	86400	-	21,797.8
5439000	12/28/1996	25	25	0.1782	4.45	6351	53.8312%	Fecal		CFU/100 mL	200	283.2	86400	-	21,797.8
5439000	1/11/1997	25	25	0.1782	4.45	6351	53.8312%	Fecal		CFU/100 mL	200	283.2	86400	-	21,797.8
5439000	1/25/1997	25	25	0.1782	4.45	6351	53.8312%	Fecal		CFU/100 mL	200	283.2	86400	-	21,797.8
5439000	2/5/1997	25	25	0.1782	4.45	6351	53.8312%	Fecal		CFU/100 mL	200	283.2	86400	-	21,797.8
5439000	2/18/1997	25	25	0.1782	4.45	6351	53.8312%	Fecal		CFU/100 mL	200	283.2	86400	-	21,797.8
5439000	6/20/1997	25	25	0.1782	4.45	6351	53.8312%	Fecal		CFU/100 mL	200	283.2	86400	-	21,797.8
5439000	6/21/1997	25	25	0.1782	4.45	6351	53.8312%	Fecal		CFU/100 mL	200	283.2	86400	-	21,797.8
5439000	7/2/1997	25	25	0.1782	4.45	6351	53.8312%	Fecal		CFU/100 mL	200	283.2	86400	-	21,797.8
5439000	11/9/1998	25	25	0.1782	4.45	6351	53.8312%	Fecal		CFU/100 mL	200	283.2	86400	-	21,797.8
5439000	12/22/1998	25	25	0.1782	4.45	6351	53.8312%	Fecal		CFU/100 mL	200	283.2	86400	-	21,797.8
5439000	7/23/1999	25	25	0.1782	4.45	6351	53.8312%	Fecal		CFU/100 mL	200	283.2	86400	-	21,797.8
5439000	10/1/1999	25	25	0.1782	4.45	6351	53.8312%	Fecal		CFU/100 mL	200	283.2	86400	-	21,797.8
5439000	3/24/2000	25	25	0.1782	4.45	6351	53.8312%	Fecal		CFU/100 mL	200	283.2	86400	-	21,797.8
5439000	4/17/2000	25	25	0.1782	4.45	6351	53.8312%	Fecal		CFU/100 mL	200	283.2	86400	-	21,797.8
5439000	5/30/2000	25	25	0.1782	4.45	6351	53.8312%	Fecal		CFU/100 mL	200	283.2	86400	-	21,797.8
5439000	5/23/2001	25	25	0.1782	4.45	6351	53.8312%	Fecal		CFU/100 mL	200	283.2	86400	-	21,797.8
5439000	6/27/2001	25	25	0.1782	4.45	6351	53.8312%	Fecal		CFU/100 mL	200	283.2	86400	-	21,797.8
5439000	12/6/2001	25	25	0.1782	4.45	6351	53.8312%	Fecal		CFU/100 mL	200	283.2	86400	-	21,797.8
5439000	4/18/2004	25	25	0.1782	4.45	6351	53.8312%	Fecal		CFU/100 mL	200	283.2	86400	-	21,797.8
5439000	4/15/2005	25	25	0.1782	4.45	6351	53.8312%	Fecal		CFU/100 mL	200	283.2	86400	-	21,797.8
5439000	2/9/2008	25	25	0.1782	4.45	6351	53.8312%	Fecal		CFU/100 mL	200	283.2	86400	-	21,797.8
5439000	2/19/2010	25	25	0.1782	4.45	6351	53.8312%	Fecal		CFU/100 mL	200	283.2	86400	-	21,797.8
5439000	2/16/2013	25	25	0.1782	4.45	6351	53.8312%	Fecal		CFU/100 mL	200	283.2	86400	-	21,797.8
5439000	2/18/2013	25	25	0.1782	4.45	6351	53.8312%	Fecal		CFU/100 mL	200	283.2	86400	-	21,797.8
5439000	1/2/2017	25	25	0.1782	4.45	6351	53.8312%	Fecal		CFU/100 mL	200	283.2	86400	-	21,797.8
5439000	2/10/2002	24.9	24.9	0.1782	4.44	6409	54.3228%	Fecal		CFU/100 mL	200	283.2	86400	-	21,710.6
5439000	11/28/2004	24.9	24.9	0.1782	4.44	6409	54.3228%	Fecal		CFU/100 mL	200	283.2	86400	-	21,710.6
5439000	4/18/2005	24.9	24.9	0.1782	4.44	6409	54.3228%	Fecal		CFU/100 mL	200	283.2	86400	-	21,710.6
5439000	7/4/2006	24.9	24.9	0.1782	4.44	6409	54.3228%	Fecal		CFU/100 mL	200	283.2	86400	-	21,710.6
5439000	8/3/2006	24.9	24.9	0.1782	4.44	6409	54.3228%	Fecal		CFU/100 mL	200	283.2	86400	-	21,710.6
5439000	7/15/2009	24.9	24.9	0.1782	4.44	6409	54.3228%	Fecal		CFU/100 mL	200	283.2	86400	-	21,710.6
5439000	2/18/2010	24.9	24.9	0.1782	4.44	6409	54.3228%	Fecal		CFU/100 mL	200	283.2	86400	-	21,710.6
5439000	12/24/2001	24.8	24.8	0.1782	4.42	6416	54.3821%	Fecal		CFU/100 mL	200	283.2	86400	-	21,623.4
5439000	6/11/2003	24.8	24.8	0.1782	4.42	6416	54.3821%	Fecal		CFU/100 mL	200	283.2	86400	-	21,623.4
5439000	2/28/2010	24.8	24.8	0.1782	4.42	6416	54.3821%	Fecal		CFU/100 mL	200	283.2	86400	-	21,623.4
5439000	6/2/2014	24.8	24.8	0.1782	4.42	6416	54.3821%	Fecal		CFU/100 mL	200	283.2	86400	-	21,623.4
5439000	1/4/2017	24.8	24.8	0.1782	4.42	6416	54.3821%	Fecal		CFU/100 mL	200	283.2	86400	-	21,623.4
5439000	1/8/2017	24.8	24.8	0.1782	4.42	6416	54.3821%	Fecal		CFU/100 mL	200	283.2	86400	-	21,623.4
5439000	4/14/2018	24.8	24.8	0.1782	4.42	6416	54.3821%	Fecal		CFU/100 mL	200	283.2	86400	-	21,623.4
5439000	11/30/1993	24.7	24.7	0.1782	4.40	6423	54.4414%	Fecal		CFU/100 mL	200	283.2	86400	-	21,536.2
5439000	4/10/1994	24.7	24.7	0.1782	4.40	6423	54.4414%	Fecal		CFU/100 mL	200	283.2	86400	-	21,536.2
5439000	8/14/2002	24.7	24.7	0.1782	4.40	6423	54.4414%	Fecal		CFU/100 mL	200	283.2	86400	-	21,536.2
5439000	4/17/2005	24.7	24.7	0.1782	4.40	6423	54.4414%	Fecal		CFU/100 mL	200	283.2	86400	-	21,536.2
5439000	12/7/2008	24.7	24.7	0.1782	4.40	6423	54.4414%	Fecal		CFU/100 mL	200	283.2	86400	-	21,536.2
5439000	1/3/2017	24.7	24.7	0.1782	4.40	6423	54.4414%	Fecal		CFU/100 mL	200	283.2	86400	-	21,536.2
5439000	7/13/2017	24.7	24.7	0.1782	4.40	6423	54.4414%	Fecal		CFU/100 mL	200	283.2	86400	-	21,536.2
5439000	7/2/2002	24.6	24.6	0.1782	4.38	6430	54.5008%	Fecal		CFU/100 mL	200	283.2	86400	-	21,449.0
5439000	7/8/2004	24.6	24.6	0.1782	4.38	6430	54.5008%	Fecal		CFU/100 mL	200	283.2	86400	-	21,449.0
5439000	2/7/2013	24.6	24.6	0.1782	4.38	6430	54.5008%	Fecal		CFU/100 mL	200	283.2	86400	-	21,449.0
5439000	4/19/2004	24.5	24.5	0.1782	4.37	6433	54.5262%	Fecal		CFU/100 mL	200	283.2	86400	-	21,361.8
5439000	4/26/2005	24.5	24.5	0.1782	4.37	6433	54.5262%	Fecal		CFU/100 mL	200	283.2	86400	-	21,361.8
5439000	5/23/2005	24.5	24.5	0.1782	4.37	6433	54.5262%	Fecal		CFU/100 mL	200	283.2	86400	-	21,361.8
5439000	6/6/2006	24.5	24.5	0.1782	4.37	6433	54.5262%	Fecal		CFU/100 mL	200	283.2	86400	-	21,361.8
5439000	8/2/2010	24.5	24.5	0.1782	4.37	6433	54.5262%	Fecal		CFU/100 mL	200	283.2	86400	-	21,361.8
5439000	11/12/2015	24.5	24.5	0.1782	4.37	6433	54.5262%	Fecal		CFU/100 mL	200	283.2	86400	-	21,361.8
5439000	4/19/1994	24.4	24.4	0.1782	4.35	6439	54.5770%	Fecal		CFU/100 mL	200	283.2	86400	-	21,274.7
5439000	5/14/2005	24.4	24.4	0.1782	4.35	6439	54.5770%	Fecal		CFU/100 mL	200	283.2	86400	-	21,274.7
5439000	7/18/2013	24.4	24.4	0.1782	4.35	6439	54.5770%	Fecal		CFU/100 mL	200	283.2	86400	-	21,274.7
5439000	9/5/2014	24.4	24.4	0.1782	4.35	6439	54.5770%	Fecal		CFU/100 mL	200	283.2	86400	-	21,274.7
5439000	1/5/2017	24.4	24.4	0.1782	4.35	6439	54.5770%	Fecal		CFU/100 mL	200	283.2	86400	-	21,274.7
5439000	1/6/2017	24.4	24.4	0.1782	4.35	6439	54.5770%	Fecal		CFU/100 mL	200	283.2	86400	-	21,274.7
5439000	1/7/2017	24.4	24.4	0.1782	4.35	6439	54.5770%	Fecal		CFU/100 mL	200	283.2	86400	-	21,274.7
5439000	4/21/2018	24.4	24.4	0.1782	4.35	6439	54.5770%	Fecal		CFU/100 mL	200	283.2	86400	-	21,274.7
5439000	12/21/2001	24.3	24.3	0.1782	4.33	6447	54.6449%	Fecal		CFU/100 mL	200	283.2	86400	-	21,187.5
5439000	11/3/2003	24.3	24.3	0.1782	4.33	6447	54.6449%	Fecal		CFU/100 mL	200	283.2	86400	-	21,187.5
5439000	4/19/2005	24.3	24.3	0.1782	4.33	6447	54.6449%	Fecal		CFU/100 mL	200	283.2	86400	-	21,187.5
5439000	8/21/2009	24.3	24.3	0.1782	4.33	6447	54.6449%	Fecal		CFU/100 mL	200	283.2	86400	-	21,187.5
5439000	11/28/2014	24.3	24.3	0.1782	4.33	6447	54.6449%	Fecal		CFU/100 mL	200	283.2	86400	-	21,187.5
5439000	12/26/2018	24.3	24.3	0.1782	4.33	6447	54.6449%	Fecal		CFU/100 mL	200	283.2	86400	-	21,187.5
5439000	4/7/2012	24.2	24.2	0.1782	4.31	6453	54.6957%	Fecal		CFU/100 mL	200	283.2	86400	-	21,100.3
5439000	4/7/2018	24.2	24.2	0.1782	4.31	6453	54.6957%	Fecal		CFU/100 mL	200	283.2	86400	-	21,100.3
5439000	12/16/2020	24.2	24.2	0.1782	4.31	6453	54.6957%	Fecal		CFU/100 mL	200	283.2	86400	-	21,100.3
5439000	4/11/2012	24.1	24.1	0.1782	4.29	6456	54.7211%	Fecal		CFU/100 mL	200	283.2	86400	-	21,013.1
5439000	9/6/2020	24.1	24.1	0.1782	4.29	6456	54.7211%	Fecal		CFU/100 mL	200	283.2	86400	-	21,013.1
5439000	1/22/1990	24	24	0.1782	4.28	6458	54.7381%	Fecal		CFU/100 mL	200	283.2	86400	-	20,925.9
5439000	1/24/1990	24	24	0.1782	4.28	6458	54.7381%	Fecal		CFU/100 mL	200	283.2	86400	-	20,925.9
5439000	8/31/1990	24	24	0.1782	4.28	6458	54.7381%	Fecal		CFU/100 mL	200	283.2	86400	-	20,925.9
5439000	10/17/1990	24	24	0.1782	4.28	6458	54.7381%	Fecal		CFU/100 mL	200	283.2	86400	-	20,925.9
5439000	10/22/1990	24	24	0.1782	4.28	6458	54.7381%	Fecal		CFU/100 mL	200	283.2	86400	-	20,925.9
5439000	1/29/1991	24	24	0.1782	4.28	6458	54.7381%	Fecal		CFU/100 mL	200	283.2	86400	-	20,925.9
5439000	7/3/1991	24	24	0.1782	4.28	6458	54.7381%	Fecal		CFU/100 mL	200	283.2	86400	-	20,925.9
5439000	5/20/1992	24	24	0.1782	4.28	6458	54.7381%	Fecal		CFU/100 mL	200	283.2	86400	-	20,925.9
5439000	5/21/1992	24	24	0.1782	4.28	6458	54.7381%	Fecal		CFU/100 mL	200	283.2	86400	-	20,925.9
5439000	7/2/1992	24	24	0.1782	4.28	6458	54.7381%	Fecal		CFU/100 mL	200	283.2	86400	-	20,925.9
5439000	7/23/1992	24	24	0.1782	4.28	6458	54.7381%	Fecal		CFU/100 mL	200	283.2	86400	-	20,925.9
5439000	7/30/1992	24	24	0.1782	4.28	6458	54.7381%	Fecal		CFU/100 mL	200	283.2	86400	-	20,925.9
5439000	9/29/1992	24	24	0.1782	4.28	6458	54.7381%	Fecal		CFU/100 mL	200	283.2	86400	-	20,925.9
5439000	8/11/1993	24	24	0.1782	4.28	6458	54.7381%	Fecal		CFU/100 mL	200	283.2	86400	-	20,925.9
5439000	8/18/1993	24	24	0.1782	4.28	6458	54.7381%	Fecal		CFU/100 mL	200	283.2	86400	-	20,925.9
5439000	1/6/1994	24	24	0.1782	4.28	6458	54.7381%	Fecal		CFU/100 mL	200	283.2	86400	-	20,925.9
5439000	1/23/1994	24	24	0.1782	4.28	6458	54.7381%	Fecal		CFU/100 mL	200	283.2	86400	-	20,925.9
5439000	7/14/1995	24	24	0.1782	4.28	6458	54.7381%	Fecal		CFU/100 mL	200	283.2	86400	-	20,925.9
5439000	7/20/1995	24	24	0.1782	4.28	6458	54.7381%	Fecal		CFU/100 mL	200	283.2	86400	-	20,925.9
5439000	4/23/1996	24	24	0.1782	4.28	6458	54.7381%	Fecal		CFU/100 mL	200	283.2	86400	-	20,925.9
5439000	5/5/1996	24	24	0.1782	4.28	6458	54.7381%	Fecal		CFU/100 mL	200	283.2	86400	-	20,925.9
5439000	5/6/1996	24	24	0.1782	4.28	6458	54.7381%	Fecal		CFU/100 mL	200	283.2	86400	-	20,925.9
5439000	12/22/1996	24	24	0.1782	4.28	6458	54.7381%	Fecal		CFU/100 mL	200	283.2	86400	-	20,925.9
5439000	12/24/1996	24	24	0.1782	4.28	6458	54.7381%	Fecal		CFU/100 mL	200	283.2	86400	-	20,925.9
5439000	1/23/1997	24	24	0.1782	4.28	6458	54.7381%	Fecal		CFU/100 mL	200	283.2	86400	-	20,925.9
5439000	2/7/1997	24	24	0.1782	4.28	6458	54.7381%	Fecal		CFU/100 mL	200	283.2	86400	-	20,925.9
5439000	11/7/1998	24	24	0.1782	4.28	6458	54.7381%	Fecal		CFU/100 mL	200	283.2	86400	-	20,925.9
5439000	12/2/1998	24	24	0.1782	4.28	6458	54.7381%	Fecal		CFU/100 mL	200	283.2	86400	-	20,925.9
5439000	12/3/1998	24	24	0.1782	4.28	6458	54.7381%	Fecal		CFU/100 mL	200	283.2	86400	-	20,925.9
5439000	10/4/1999	24	24	0.1782	4.28	6458	54.7381%	Fecal		CFU/100 mL	200	283.2	86400	-	20,925.9
5439000	3/21/2000	24	24	0.1782	4.28	6458	54.7381%	Fecal		CFU/100 mL	200	283.2	86400	-	20,925.9
5439000	3/25/2000	24	24	0.1782	4.28	6458	54.7381%	Fecal		CFU/100 mL	200	283.2	86400	-	20,925.9
5439000	3/27/2000	24	24	0.1782	4.28	6458	54.7381%	Fecal		CFU/100 mL	200	283.2	86400	-	20,925.9
5439000	5/29/2000	24	24	0.1782	4.28	6458	54.7381%	Fecal		CFU/100 mL	200	283.2	86400	-	20,925.9
5439000	10/7/2000	24	24	0.1782	4.28	6458	54.7381%	Fecal		CFU/100 mL	200	283.2	86400	-	20,925.9
5439000	11/7/2000	24	24	0.1782	4.28	6458	54.7381%	Fecal		CFU/100 mL	200	283.2	86400	-	20,925.9
5439000	11/18/2000	24	24	0.1782	4.28	6458	54.7381%	Fecal		CFU/100 mL	200	283.2	86400	-	20,925.9
5439000	11/19/2000	24	24	0.1782	4.28	6458	54.7381%	Fecal		CFU/100 mL	200	283.2	86400	-	20,925.9
5439000	5/19/2001	24	24	0.1782	4.28	6458	54.7381%	Fecal		CFU/100 mL	200	283.2	86400	-	20,925.9
5439000	5/20/2001	24	24	0.1782	4.28	6458	54.7381%	Fecal		CFU/100 mL	200	283.2	86400	-	20,925.9
5439000	5/25/2001	24	24	0.1782	4.28	6458	54.7381%	Fecal		CFU/100 mL	200	283.2	86400	-	20,925.9
5439000	6/28/2001	24	24	0.1782	4.28	6458	54.7381%	Fecal		CFU/100 mL	200	283.2	86400	-	20,925.9

Gage ID	Date	Discharge (CFS)	Gage Discharge (less Surrogate NPDES) (CFS)	Watershed Area Ratio	Calculated flow (CFS)	Rank	Flow Exceedance %	Parameter	Results	Units (mg or micro_gram	Limit/Standard	100mL/CF	sec/day	Actual Load (million colonies/day)	Allowable Load (million colonies/day)
5439000	4/24/2005	24	24	0.1782	4.28	6458	54.7381%	Fecal		CFU/100 mL	200	283.2	86400	-	20,925.9
5439000	3/17/2006	24	24	0.1782	4.28	6458	54.7381%	Fecal		CFU/100 mL	200	283.2	86400	-	20,925.9
5439000	12/3/2008	24	24	0.1782	4.28	6458	54.7381%	Fecal		CFU/100 mL	200	283.2	86400	-	20,925.9
5439000	3/3/2016	24	24	0.1782	4.28	6458	54.7381%	Fecal		CFU/100 mL	200	283.2	86400	-	20,925.9
5439000	7/27/2016	24	24	0.1782	4.28	6458	54.7381%	Fecal		CFU/100 mL	200	283.2	86400	-	20,925.9
5439000	4/22/2018	24	24	0.1782	4.28	6458	54.7381%	Fecal		CFU/100 mL	200	283.2	86400	-	20,925.9
5439000	7/24/2021	24	24	0.1782	4.28	6458	54.7381%	Fecal		CFU/100 mL	200	283.2	86400	-	20,925.9
5439000	11/21/1993	23.9	23.9	0.1782	4.26	6507	55.1534%	Fecal		CFU/100 mL	200	283.2	86400	-	20,838.7
5439000	4/25/1994	23.8	23.8	0.1782	4.24	6508	55.1619%	Fecal		CFU/100 mL	200	283.2	86400	-	20,751.5
5439000	4/30/1994	23.8	23.8	0.1782	4.24	6508	55.1619%	Fecal		CFU/100 mL	200	283.2	86400	-	20,751.5
5439000	4/16/2005	23.8	23.8	0.1782	4.24	6508	55.1619%	Fecal		CFU/100 mL	200	283.2	86400	-	20,751.5
5439000	4/20/2005	23.8	23.8	0.1782	4.24	6508	55.1619%	Fecal		CFU/100 mL	200	283.2	86400	-	20,751.5
5439000	4/11/1994	23.7	23.7	0.1782	4.22	6512	55.1958%	Fecal		CFU/100 mL	200	283.2	86400	-	20,664.3
5439000	4/10/2005	23.7	23.7	0.1782	4.22	6512	55.1958%	Fecal		CFU/100 mL	200	283.2	86400	-	20,664.3
5439000	5/21/2007	23.7	23.7	0.1782	4.22	6512	55.1958%	Fecal		CFU/100 mL	200	283.2	86400	-	20,664.3
5439000	6/17/2007	23.7	23.7	0.1782	4.22	6512	55.1958%	Fecal		CFU/100 mL	200	283.2	86400	-	20,664.3
5439000	8/1/2007	23.7	23.7	0.1782	4.22	6512	55.1958%	Fecal		CFU/100 mL	200	283.2	86400	-	20,664.3
5439000	1/25/2009	23.7	23.7	0.1782	4.22	6512	55.1958%	Fecal		CFU/100 mL	200	283.2	86400	-	20,664.3
5439000	1/26/2009	23.7	23.7	0.1782	4.22	6512	55.1958%	Fecal		CFU/100 mL	200	283.2	86400	-	20,664.3
5439000	7/12/2011	23.7	23.7	0.1782	4.22	6512	55.1958%	Fecal		CFU/100 mL	200	283.2	86400	-	20,664.3
5439000	4/13/2012	23.7	23.7	0.1782	4.22	6512	55.1958%	Fecal		CFU/100 mL	200	283.2	86400	-	20,664.3
5439000	4/27/2006	23.6	23.6	0.1782	4.20	6521	55.2721%	Fecal		CFU/100 mL	200	283.2	86400	-	20,577.1
5439000	6/30/2007	23.6	23.6	0.1782	4.20	6521	55.2721%	Fecal		CFU/100 mL	200	283.2	86400	-	20,577.1
5439000	7/9/2011	23.6	23.6	0.1782	4.20	6521	55.2721%	Fecal		CFU/100 mL	200	283.2	86400	-	20,577.1
5439000	4/12/2012	23.6	23.6	0.1782	4.20	6521	55.2721%	Fecal		CFU/100 mL	200	283.2	86400	-	20,577.1
5439000	12/15/2017	23.6	23.6	0.1782	4.20	6521	55.2721%	Fecal		CFU/100 mL	200	283.2	86400	-	20,577.1
5439000	11/22/1993	23.5	23.5	0.1782	4.19	6526	55.3145%	Fecal		CFU/100 mL	200	283.2	86400	-	20,489.9
5439000	7/14/2009	23.5	23.5	0.1782	4.19	6526	55.3145%	Fecal		CFU/100 mL	200	283.2	86400	-	20,489.9
5439000	7/22/2011	23.5	23.5	0.1782	4.19	6526	55.3145%	Fecal		CFU/100 mL	200	283.2	86400	-	20,489.9
5439000	4/20/2018	23.5	23.5	0.1782	4.19	6526	55.3145%	Fecal		CFU/100 mL	200	283.2	86400	-	20,489.9
5439000	9/11/2020	23.5	23.5	0.1782	4.19	6526	55.3145%	Fecal		CFU/100 mL	200	283.2	86400	-	20,489.9
5439000	5/8/2021	23.5	23.5	0.1782	4.19	6526	55.3145%	Fecal		CFU/100 mL	200	283.2	86400	-	20,489.9
5439000	8/21/1994	23.4	23.4	0.1782	4.17	6532	55.3653%	Fecal		CFU/100 mL	200	283.2	86400	-	20,402.7
5439000	7/11/2004	23.4	23.4	0.1782	4.17	6532	55.3653%	Fecal		CFU/100 mL	200	283.2	86400	-	20,402.7
5439000	6/10/2012	23.4	23.4	0.1782	4.17	6532	55.3653%	Fecal		CFU/100 mL	200	283.2	86400	-	20,402.7
5439000	11/27/2014	23.4	23.4	0.1782	4.17	6532	55.3653%	Fecal		CFU/100 mL	200	283.2	86400	-	20,402.7
5439000	12/6/2008	23.3	23.3	0.1782	4.15	6536	55.3992%	Fecal		CFU/100 mL	200	283.2	86400	-	20,315.5
5439000	7/22/2020	23.3	23.3	0.1782	4.15	6536	55.3992%	Fecal		CFU/100 mL	200	283.2	86400	-	20,315.5
5439000	3/11/2022	23.3	23.3	0.1459	3.40	6896	58.4506%	Fecal		CFU/100 mL	200	283.2	86400	-	16,639.8
5439000	11/24/1993	23.2	23.2	0.1782	4.13	6538	55.4162%	Fecal		CFU/100 mL	200	283.2	86400	-	20,228.4
5439000	5/1/1994	23.2	23.2	0.1782	4.13	6538	55.4162%	Fecal		CFU/100 mL	200	283.2	86400	-	20,228.4
5439000	8/15/2010	23.2	23.2	0.1782	4.13	6538	55.4162%	Fecal		CFU/100 mL	200	283.2	86400	-	20,228.4
5439000	7/11/1994	23.1	23.1	0.1782	4.12	6541	55.4416%	Fecal		CFU/100 mL	200	283.2	86400	-	20,141.2
5439000	10/15/2001	23.1	23.1	0.1782	4.12	6541	55.4416%	Fecal		CFU/100 mL	200	283.2	86400	-	20,141.2
5439000	9/4/2006	23.1	23.1	0.1782	4.12	6541	55.4416%	Fecal		CFU/100 mL	200	283.2	86400	-	20,141.2
5439000	12/2/2008	23.1	23.1	0.1782	4.12	6541	55.4416%	Fecal		CFU/100 mL	200	283.2	86400	-	20,141.2
5439000	9/3/2018	23.1	23.1	0.1782	4.12	6541	55.4416%	Fecal		CFU/100 mL	200	283.2	86400	-	20,141.2
5439000	1/7/1990	23	23	0.1782	4.10	6546	55.4840%	Fecal		CFU/100 mL	200	283.2	86400	-	20,054.0
5439000	1/23/1990	23	23	0.1782	4.10	6546	55.4840%	Fecal		CFU/100 mL	200	283.2	86400	-	20,054.0
5439000	1/30/1991	23	23	0.1782	4.10	6546	55.4840%	Fecal		CFU/100 mL	200	283.2	86400	-	20,054.0
5439000	6/24/1991	23	23	0.1782	4.10	6546	55.4840%	Fecal		CFU/100 mL	200	283.2	86400	-	20,054.0
5439000	9/13/1993	23	23	0.1782	4.10	6546	55.4840%	Fecal		CFU/100 mL	200	283.2	86400	-	20,054.0
5439000	1/22/1994	23	23	0.1782	4.10	6546	55.4840%	Fecal		CFU/100 mL	200	283.2	86400	-	20,054.0
5439000	1/25/1994	23	23	0.1782	4.10	6546	55.4840%	Fecal		CFU/100 mL	200	283.2	86400	-	20,054.0
5439000	7/12/1994	23	23	0.1782	4.10	6546	55.4840%	Fecal		CFU/100 mL	200	283.2	86400	-	20,054.0
5439000	3/8/1995	23	23	0.1782	4.10	6546	55.4840%	Fecal		CFU/100 mL	200	283.2	86400	-	20,054.0
5439000	3/9/1995	23	23	0.1782	4.10	6546	55.4840%	Fecal		CFU/100 mL	200	283.2	86400	-	20,054.0
5439000	7/15/1995	23	23	0.1782	4.10	6546	55.4840%	Fecal		CFU/100 mL	200	283.2	86400	-	20,054.0
5439000	12/11/1995	23	23	0.1782	4.10	6546	55.4840%	Fecal		CFU/100 mL	200	283.2	86400	-	20,054.0
5439000	3/1/1996	23	23	0.1782	4.10	6546	55.4840%	Fecal		CFU/100 mL	200	283.2	86400	-	20,054.0
5439000	4/17/1996	23	23	0.1782	4.10	6546	55.4840%	Fecal		CFU/100 mL	200	283.2	86400	-	20,054.0
5439000	4/25/1996	23	23	0.1782	4.10	6546	55.4840%	Fecal		CFU/100 mL	200	283.2	86400	-	20,054.0
5439000	5/7/1996	23	23	0.1782	4.10	6546	55.4840%	Fecal		CFU/100 mL	200	283.2	86400	-	20,054.0
5439000	5/8/1996	23	23	0.1782	4.10	6546	55.4840%	Fecal		CFU/100 mL	200	283.2	86400	-	20,054.0
5439000	8/30/1996	23	23	0.1782	4.10	6546	55.4840%	Fecal		CFU/100 mL	200	283.2	86400	-	20,054.0
5439000	10/30/1996	23	23	0.1782	4.10	6546	55.4840%	Fecal		CFU/100 mL	200	283.2	86400	-	20,054.0
5439000	12/23/1996	23	23	0.1782	4.10	6546	55.4840%	Fecal		CFU/100 mL	200	283.2	86400	-	20,054.0
5439000	12/25/1996	23	23	0.1782	4.10	6546	55.4840%	Fecal		CFU/100 mL	200	283.2	86400	-	20,054.0
5439000	2/8/1997	23	23	0.1782	4.10	6546	55.4840%	Fecal		CFU/100 mL	200	283.2	86400	-	20,054.0
5439000	1/22/1998	23	23	0.1782	4.10	6546	55.4840%	Fecal		CFU/100 mL	200	283.2	86400	-	20,054.0
5439000	11/8/1998	23	23	0.1782	4.10	6546	55.4840%	Fecal		CFU/100 mL	200	283.2	86400	-	20,054.0
5439000	12/4/1998	23	23	0.1782	4.10	6546	55.4840%	Fecal		CFU/100 mL	200	283.2	86400	-	20,054.0
5439000	12/23/1998	23	23	0.1782	4.10	6546	55.4840%	Fecal		CFU/100 mL	200	283.2	86400	-	20,054.0
5439000	3/17/2000	23	23	0.1782	4.10	6546	55.4840%	Fecal		CFU/100 mL	200	283.2	86400	-	20,054.0
5439000	3/18/2000	23	23	0.1782	4.10	6546	55.4840%	Fecal		CFU/100 mL	200	283.2	86400	-	20,054.0
5439000	7/22/2000	23	23	0.1782	4.10	6546	55.4840%	Fecal		CFU/100 mL	200	283.2	86400	-	20,054.0
5439000	11/20/2000	23	23	0.1782	4.10	6546	55.4840%	Fecal		CFU/100 mL	200	283.2	86400	-	20,054.0
5439000	1/10/2011	23	23	0.1782	4.10	6546	55.4840%	Fecal		CFU/100 mL	200	283.2	86400	-	20,054.0
5439000	4/24/2018	23	23	0.1782	4.10	6546	55.4840%	Fecal		CFU/100 mL	200	283.2	86400	-	20,054.0
5439000	12/12/2004	22.9	22.9	0.1782	4.08	6578	55.7552%	Fecal		CFU/100 mL	200	283.2	86400	-	19,966.8
5439000	10/18/2007	22.9	22.9	0.1782	4.08	6578	55.7552%	Fecal		CFU/100 mL	200	283.2	86400	-	19,966.8
5439000	10/21/2014	22.9	22.9	0.1782	4.08	6578	55.7552%	Fecal		CFU/100 mL	200	283.2	86400	-	19,966.8
5439000	12/7/2001	22.8	22.8	0.1782	4.06	6581	55.7806%	Fecal		CFU/100 mL	200	283.2	86400	-	19,879.6
5439000	7/5/2006	22.8	22.8	0.1782	4.06	6581	55.7806%	Fecal		CFU/100 mL	200	283.2	86400	-	19,879.6
5439000	8/21/2011	22.8	22.8	0.1782	4.06	6581	55.7806%	Fecal		CFU/100 mL	200	283.2	86400	-	19,879.6
5439000	5/5/2014	22.8	22.8	0.1782	4.06	6581	55.7806%	Fecal		CFU/100 mL	200	283.2	86400	-	19,879.6
5439000	9/22/2016	22.8	22.8	0.1782	4.06	6581	55.7806%	Fecal		CFU/100 mL	200	283.2	86400	-	19,879.6
5439000	12/27/2001	22.7	22.7	0.1782	4.04	6587	55.8315%	Fecal		CFU/100 mL	200	283.2	86400	-	19,792.4
5439000	11/1/2004	22.7	22.7	0.1782	4.04	6587	55.8315%	Fecal		CFU/100 mL	200	283.2	86400	-	19,792.4
5439000	9/20/2007	22.6	22.6	0.1782	4.03	6589	55.8484%	Fecal		CFU/100 mL	200	283.2	86400	-	19,705.2
5439000	8/8/2014	22.6	22.6	0.1782	4.03	6589	55.8484%	Fecal		CFU/100 mL	200	283.2	86400	-	19,705.2
5439000	8/11/2014	22.6	22.6	0.1782	4.03	6589	55.8484%	Fecal		CFU/100 mL	200	283.2	86400	-	19,705.2
5439000	12/3/2014	22.6	22.6	0.1782	4.03	6589	55.8484%	Fecal		CFU/100 mL	200	283.2	86400	-	19,705.2
5439000	7/21/2016	22.6	22.6	0.1782	4.03	6589	55.8484%	Fecal		CFU/100 mL	200	283.2	86400	-	19,705.2
5439000	4/8/2018	22.6	22.6	0.1782	4.03	6589	55.8484%	Fecal		CFU/100 mL	200	283.2	86400	-	19,705.2
5439000	10/20/2018	22.6	22.6	0.1782	4.03	6589	55.8484%	Fecal		CFU/100 mL	200	283.2	86400	-	19,705.2
5439000	7/4/2020	22.6	22.6	0.1782	4.03	6589	55.8484%	Fecal		CFU/100 mL	200	283.2	86400	-	19,705.2
5439000	11/29/2020	22.6	22.6	0.1782	4.03	6589	55.8484%	Fecal		CFU/100 mL	200	283.2	86400	-	19,705.2
5439000	12/4/2008	22.5	22.5	0.1782	4.01	6598	55.9247%	Fecal		CFU/100 mL	200	283.2	86400	-	19,618.0
5439000	5/30/2014	22.5	22.5	0.1782	4.01	6598	55.9247%	Fecal		CFU/100 mL	200	283.2	86400	-	19,618.0
5439000	7/25/2014	22.5	22.5	0.1782	4.01	6598	55.9247%	Fecal		CFU/100 mL	200	283.2	86400	-	19,618.0
5439000	3/5/2016	22.5	22.5	0.1782	4.01	6598	55.9247%	Fecal		CFU/100 mL	200	283.2	86400	-	19,618.0
5439000	7/5/2016	22.5	22.5	0.1782	4.01	6598	55.9247%	Fecal		CFU/100 mL	200	283.2	86400	-	19,618.0
5439000	11/2/2001	22.4	22.4	0.1782	3.99	6603	55.9671%	Fecal		CFU/100 mL	200	283.2	86400	-	19,530.8
5439000	12/28/2001	22.4	22.4	0.1782	3.99	6603	55.9671%	Fecal		CFU/100 mL	200	283.2	86400	-	19,530.8
5439000	6/12/2003	22.4	22.4	0.1782	3.99	6603	55.9671%	Fecal		CFU/100 mL	200	283.2	86400	-	19,530.8
5439000	12/6/2004	22.4	22.4	0.1782	3.99	6603	55.9671%	Fecal		CFU/100 mL	200	283.2	86400	-	19,530.8
5439000	6/24/2006	22.4	22.4	0.1782	3.99	6603	55.9671%	Fecal		CFU/100 mL	200	283.2	86400	-	19,530.8
5439000	8/25/2011	22.4	22.4	0.1782	3.99	6603	55.9671%	Fecal		CFU/100 mL	200	283.2	86400	-	19,530.8
5439000	5/6/2014	22.4	22.4	0.1782	3.99	6603	55.9671%	Fecal		CFU/100 mL	200	283.2	86400	-	19,530.8
5439000	7/12/2016	22.4	22.4	0.1782	3.99	6603	55.9671%	Fecal		CFU/100 mL	200	283.2	86400	-	19,530.8
5439000	12/27/2019	22.4	22.4	0.1782	3.99	6603	55.9671%	Fecal		CFU/100 mL	200	283.2	86400	-	19,530.8
5439000	7/31/2015	22.3	22.3	0.1782	3.97	6612	56.0434%	Fecal		CFU/100 mL	200	283.2	86400	-	19,443.6
5439000	7/29/2021	22.3	22.3	0.1782	3.97	6612	56.0434%	Fecal		CFU/100 mL	200	283.2	86400	-	19,443.6
5439000	12/26/2001	22.2	22.2	0.1782	3.96	6614	56.0603%	Fecal		CFU/100 mL	200	283.2	86400	-	19,356.4
5439000	6/11/2012	22.2	22.2	0.1782	3.96	6614	56.0603%	Fecal		CFU/100 mL	200	283.2	86400	-	19,356.4
5439000	10/13/2014	22.2	22.2	0.1782	3.96	6614	56.0603%	Fecal		CFU/100 mL	200	283.2	86400	-	19,356.4
5439000	12/16/2003	22.1	22.1	0.1782	3.94	6617	56.0858%	Fecal		CFU/100 mL	200	283.2	86400	-	19,269.3
5439000	2/20/2004	22.1	22.1	0.1782	3.94	6617	56.0858%	Fecal		CFU/100 mL	200	283.2	86400	-	19,269.3
5439000	7/2/2017	22.1	22.1	0.1782	3.94	6617	56.0858%	Fecal		CFU/100 mL	200	283.2	86400	-	19,269.3
5439000	1/8/1990	22	22	0.1782	3.92	6620	56.1112%	Fecal		CFU/100 mL	200	283.2	86400	-	19,182.1
5439000	1/12/1990	22	22	0.1782	3.92	6620	56.1112%	Fecal		CFU/100 mL	200	283.2	86400	-	19,182.1
5439000	8/1/1990	22	22	0.1782	3.92	6620	56.1112%	Fecal		CFU/100 mL	200	283.2	86400	-	19,182.1
5439000	8/10/1990	22	22	0.1782	3.92	6620	56.1112%	Fecal		CFU/100 mL	200	283.2	86400	-	19,182.1
5439000	9/7/1990	22	22	0.1782	3.92	6620	56.1112%	Fecal		CFU/100 mL	200	283.2	86400	-	19,182.1

Gage ID	Date	Discharge (CFS)	Gage Discharge (less Surrogate NPDES) (CFS)	Watershed Area Ratio	Calculated flow (CFS)	Rank	Flow Exceedance %	Parameter	Results	Units (mg or micro_gram	Limit/Standard	100mL/CF	sec/day	Actual Load (million colonies/day)	Allowable Load (million colonies/day)
5439000	10/23/1990	22	22	0.1782	3.92	6620	56.1112%	Fecal		CFU/100 mL	200	283.2	86400	-	19,182.1
5439000	1/31/1991	22	22	0.1782	3.92	6620	56.1112%	Fecal		CFU/100 mL	200	283.2	86400	-	19,182.1
5439000	6/25/1991	22	22	0.1782	3.92	6620	56.1112%	Fecal		CFU/100 mL	200	283.2	86400	-	19,182.1
5439000	9/13/1991	22	22	0.1782	3.92	6620	56.1112%	Fecal		CFU/100 mL	200	283.2	86400	-	19,182.1
5439000	11/17/1991	22	22	0.1782	3.92	6620	56.1112%	Fecal		CFU/100 mL	200	283.2	86400	-	19,182.1
5439000	5/24/1992	22	22	0.1782	3.92	6620	56.1112%	Fecal		CFU/100 mL	200	283.2	86400	-	19,182.1
5439000	7/20/1992	22	22	0.1782	3.92	6620	56.1112%	Fecal		CFU/100 mL	200	283.2	86400	-	19,182.1
5439000	9/30/1992	22	22	0.1782	3.92	6620	56.1112%	Fecal		CFU/100 mL	200	283.2	86400	-	19,182.1
5439000	8/13/1993	22	22	0.1782	3.92	6620	56.1112%	Fecal		CFU/100 mL	200	283.2	86400	-	19,182.1
5439000	1/7/1994	22	22	0.1782	3.92	6620	56.1112%	Fecal		CFU/100 mL	200	283.2	86400	-	19,182.1
5439000	1/11/1994	22	22	0.1782	3.92	6620	56.1112%	Fecal		CFU/100 mL	200	283.2	86400	-	19,182.1
5439000	11/7/1995	22	22	0.1782	3.92	6620	56.1112%	Fecal		CFU/100 mL	200	283.2	86400	-	19,182.1
5439000	12/6/1995	22	22	0.1782	3.92	6620	56.1112%	Fecal		CFU/100 mL	200	283.2	86400	-	19,182.1
5439000	12/12/1995	22	22	0.1782	3.92	6620	56.1112%	Fecal		CFU/100 mL	200	283.2	86400	-	19,182.1
5439000	3/27/1996	22	22	0.1782	3.92	6620	56.1112%	Fecal		CFU/100 mL	200	283.2	86400	-	19,182.1
5439000	8/31/1996	22	22	0.1782	3.92	6620	56.1112%	Fecal		CFU/100 mL	200	283.2	86400	-	19,182.1
5439000	12/19/1996	22	22	0.1782	3.92	6620	56.1112%	Fecal		CFU/100 mL	200	283.2	86400	-	19,182.1
5439000	1/2/1997	22	22	0.1782	3.92	6620	56.1112%	Fecal		CFU/100 mL	200	283.2	86400	-	19,182.1
5439000	2/9/1997	22	22	0.1782	3.92	6620	56.1112%	Fecal		CFU/100 mL	200	283.2	86400	-	19,182.1
5439000	6/22/1997	22	22	0.1782	3.92	6620	56.1112%	Fecal		CFU/100 mL	200	283.2	86400	-	19,182.1
5439000	1/23/1998	22	22	0.1782	3.92	6620	56.1112%	Fecal		CFU/100 mL	200	283.2	86400	-	19,182.1
5439000	7/17/1998	22	22	0.1782	3.92	6620	56.1112%	Fecal		CFU/100 mL	200	283.2	86400	-	19,182.1
5439000	8/5/1998	22	22	0.1782	3.92	6620	56.1112%	Fecal		CFU/100 mL	200	283.2	86400	-	19,182.1
5439000	12/5/1998	22	22	0.1782	3.92	6620	56.1112%	Fecal		CFU/100 mL	200	283.2	86400	-	19,182.1
5439000	7/7/1999	22	22	0.1782	3.92	6620	56.1112%	Fecal		CFU/100 mL	200	283.2	86400	-	19,182.1
5439000	3/22/2000	22	22	0.1782	3.92	6620	56.1112%	Fecal		CFU/100 mL	200	283.2	86400	-	19,182.1
5439000	3/28/2000	22	22	0.1782	3.92	6620	56.1112%	Fecal		CFU/100 mL	200	283.2	86400	-	19,182.1
5439000	4/10/2000	22	22	0.1782	3.92	6620	56.1112%	Fecal		CFU/100 mL	200	283.2	86400	-	19,182.1
5439000	9/23/2000	22	22	0.1782	3.92	6620	56.1112%	Fecal		CFU/100 mL	200	283.2	86400	-	19,182.1
5439000	11/26/2000	22	22	0.1782	3.92	6620	56.1112%	Fecal		CFU/100 mL	200	283.2	86400	-	19,182.1
5439000	6/29/2001	22	22	0.1782	3.92	6620	56.1112%	Fecal		CFU/100 mL	200	283.2	86400	-	19,182.1
5439000	12/8/2001	22	22	0.1782	3.92	6620	56.1112%	Fecal		CFU/100 mL	200	283.2	86400	-	19,182.1
5439000	7/21/2004	22	22	0.1782	3.92	6620	56.1112%	Fecal		CFU/100 mL	200	283.2	86400	-	19,182.1
5439000	1/23/2005	22	22	0.1782	3.92	6620	56.1112%	Fecal		CFU/100 mL	200	283.2	86400	-	19,182.1
5439000	6/7/2006	22	22	0.1782	3.92	6620	56.1112%	Fecal		CFU/100 mL	200	283.2	86400	-	19,182.1
5439000	11/29/2006	22	22	0.1782	3.92	6620	56.1112%	Fecal		CFU/100 mL	200	283.2	86400	-	19,182.1
5439000	2/28/2008	22	22	0.1782	3.92	6620	56.1112%	Fecal		CFU/100 mL	200	283.2	86400	-	19,182.1
5439000	9/2/2009	22	22	0.1782	3.92	6620	56.1112%	Fecal		CFU/100 mL	200	283.2	86400	-	19,182.1
5439000	11/14/2016	22	22	0.1782	3.92	6620	56.1112%	Fecal		CFU/100 mL	200	283.2	86400	-	19,182.1
5439000	7/21/2018	22	22	0.1782	3.92	6620	56.1112%	Fecal		CFU/100 mL	200	283.2	86400	-	19,182.1
5439000	3/15/2022	22	22	0.1459	3.21	7003	59.3575%	Fecal		CFU/100 mL	200	283.2	86400	-	15,711.4
5439000	3/12/2006	21.9	21.9	0.1782	3.90	6665	56.4926%	Fecal		CFU/100 mL	200	283.2	86400	-	19,094.9
5439000	9/21/2007	21.9	21.9	0.1782	3.90	6665	56.4926%	Fecal		CFU/100 mL	200	283.2	86400	-	19,094.9
5439000	4/12/2018	21.9	21.9	0.1782	3.90	6665	56.4926%	Fecal		CFU/100 mL	200	283.2	86400	-	19,094.9
5439000	11/23/1993	21.8	21.8	0.1782	3.88	6668	56.5181%	Fecal		CFU/100 mL	200	283.2	86400	-	19,007.7
5439000	4/27/2005	21.8	21.8	0.1782	3.88	6668	56.5181%	Fecal		CFU/100 mL	200	283.2	86400	-	19,007.7
5439000	12/11/2006	21.8	21.8	0.1782	3.88	6668	56.5181%	Fecal		CFU/100 mL	200	283.2	86400	-	19,007.7
5439000	6/30/2008	21.8	21.8	0.1782	3.88	6668	56.5181%	Fecal		CFU/100 mL	200	283.2	86400	-	19,007.7
5439000	7/6/2007	21.7	21.7	0.1782	3.87	6672	56.5520%	Fecal		CFU/100 mL	200	283.2	86400	-	18,920.5
5439000	3/13/2022	21.7	21.7	0.1459	3.17	7086	60.0610%	Fecal		CFU/100 mL	200	283.2	86400	-	15,497.2
5439000	7/8/2008	21.6	21.6	0.1782	3.85	6673	56.5604%	Fecal		CFU/100 mL	200	283.2	86400	-	18,833.3
5439000	7/30/2008	21.6	21.6	0.1782	3.85	6673	56.5604%	Fecal		CFU/100 mL	200	283.2	86400	-	18,833.3
5439000	7/16/2010	21.6	21.6	0.1782	3.85	6673	56.5604%	Fecal		CFU/100 mL	200	283.2	86400	-	18,833.3
5439000	7/10/2011	21.6	21.6	0.1782	3.85	6673	56.5604%	Fecal		CFU/100 mL	200	283.2	86400	-	18,833.3
5439000	8/30/2015	21.6	21.6	0.1782	3.85	6673	56.5604%	Fecal		CFU/100 mL	200	283.2	86400	-	18,833.3
5439000	7/19/2017	21.6	21.6	0.1782	3.85	6673	56.5604%	Fecal		CFU/100 mL	200	283.2	86400	-	18,833.3
5439000	7/18/2018	21.6	21.6	0.1782	3.85	6673	56.5604%	Fecal		CFU/100 mL	200	283.2	86400	-	18,833.3
5439000	10/18/2018	21.6	21.6	0.1782	3.85	6673	56.5604%	Fecal		CFU/100 mL	200	283.2	86400	-	18,833.3
5439000	4/11/2005	21.5	21.5	0.1782	3.83	6681	56.6282%	Fecal		CFU/100 mL	200	283.2	86400	-	18,746.1
5439000	4/21/2005	21.5	21.5	0.1782	3.83	6681	56.6282%	Fecal		CFU/100 mL	200	283.2	86400	-	18,746.1
5439000	10/19/2012	21.5	21.5	0.1782	3.83	6681	56.6282%	Fecal		CFU/100 mL	200	283.2	86400	-	18,746.1
5439000	3/4/2016	21.5	21.5	0.1782	3.83	6681	56.6282%	Fecal		CFU/100 mL	200	283.2	86400	-	18,746.1
5439000	5/5/2021	21.5	21.5	0.1782	3.83	6681	56.6282%	Fecal		CFU/100 mL	200	283.2	86400	-	18,746.1
5439000	4/20/1994	21.4	21.4	0.1782	3.81	6686	56.6706%	Fecal		CFU/100 mL	200	283.2	86400	-	18,658.9
5439000	6/13/2003	21.4	21.4	0.1782	3.81	6686	56.6706%	Fecal		CFU/100 mL	200	283.2	86400	-	18,658.9
5439000	12/10/2006	21.4	21.4	0.1782	3.81	6686	56.6706%	Fecal		CFU/100 mL	200	283.2	86400	-	18,658.9
5439000	11/3/2015	21.4	21.4	0.1782	3.81	6686	56.6706%	Fecal		CFU/100 mL	200	283.2	86400	-	18,658.9
5439000	7/14/2003	21.3	21.3	0.1782	3.80	6690	56.7045%	Fecal		CFU/100 mL	200	283.2	86400	-	18,571.7
5439000	7/12/2004	21.3	21.3	0.1782	3.80	6690	56.7045%	Fecal		CFU/100 mL	200	283.2	86400	-	18,571.7
5439000	12/9/2006	21.3	21.3	0.1782	3.80	6690	56.7045%	Fecal		CFU/100 mL	200	283.2	86400	-	18,571.7
5439000	9/22/2007	21.3	21.3	0.1782	3.80	6690	56.7045%	Fecal		CFU/100 mL	200	283.2	86400	-	18,571.7
5439000	2/22/2013	21.3	21.3	0.1782	3.80	6690	56.7045%	Fecal		CFU/100 mL	200	283.2	86400	-	18,571.7
5439000	11/11/2018	21.3	21.3	0.1782	3.80	6690	56.7045%	Fecal		CFU/100 mL	200	283.2	86400	-	18,571.7
5439000	7/16/2009	21.2	21.2	0.1782	3.78	6696	56.7554%	Fecal		CFU/100 mL	200	283.2	86400	-	18,484.5
5439000	7/23/2011	21.2	21.2	0.1782	3.78	6696	56.7554%	Fecal		CFU/100 mL	200	283.2	86400	-	18,484.5
5439000	4/13/2018	21.2	21.2	0.1782	3.78	6696	56.7554%	Fecal		CFU/100 mL	200	283.2	86400	-	18,484.5
5439000	4/9/2006	21.1	21.1	0.1782	3.76	6699	56.7808%	Fecal		CFU/100 mL	200	283.2	86400	-	18,397.3
5439000	7/24/2009	21.1	21.1	0.1782	3.76	6699	56.7808%	Fecal		CFU/100 mL	200	283.2	86400	-	18,397.3
5439000	6/12/2012	21.1	21.1	0.1782	3.76	6699	56.7808%	Fecal		CFU/100 mL	200	283.2	86400	-	18,397.3
5439000	8/9/2017	21.1	21.1	0.1782	3.76	6699	56.7808%	Fecal		CFU/100 mL	200	283.2	86400	-	18,397.3
5439000	8/16/2017	21.1	21.1	0.1782	3.76	6699	56.7808%	Fecal		CFU/100 mL	200	283.2	86400	-	18,397.3
5439000	2/16/2018	21.1	21.1	0.1782	3.76	6699	56.7808%	Fecal		CFU/100 mL	200	283.2	86400	-	18,397.3
5439000	9/13/2020	21.1	21.1	0.1782	3.76	6699	56.7808%	Fecal		CFU/100 mL	200	283.2	86400	-	18,397.3
5439000	9/1/1990	21	21	0.1782	3.74	6706	56.8401%	Fecal		CFU/100 mL	200	283.2	86400	-	18,310.2
5439000	10/10/1990	21	21	0.1782	3.74	6706	56.8401%	Fecal		CFU/100 mL	200	283.2	86400	-	18,310.2
5439000	10/24/1990	21	21	0.1782	3.74	6706	56.8401%	Fecal		CFU/100 mL	200	283.2	86400	-	18,310.2
5439000	6/26/1991	21	21	0.1782	3.74	6706	56.8401%	Fecal		CFU/100 mL	200	283.2	86400	-	18,310.2
5439000	7/4/1991	21	21	0.1782	3.74	6706	56.8401%	Fecal		CFU/100 mL	200	283.2	86400	-	18,310.2
5439000	5/25/1992	21	21	0.1782	3.74	6706	56.8401%	Fecal		CFU/100 mL	200	283.2	86400	-	18,310.2
5439000	5/26/1992	21	21	0.1782	3.74	6706	56.8401%	Fecal		CFU/100 mL	200	283.2	86400	-	18,310.2
5439000	9/24/1992	21	21	0.1782	3.74	6706	56.8401%	Fecal		CFU/100 mL	200	283.2	86400	-	18,310.2
5439000	8/19/1993	21	21	0.1782	3.74	6706	56.8401%	Fecal		CFU/100 mL	200	283.2	86400	-	18,310.2
5439000	9/7/1993	21	21	0.1782	3.74	6706	56.8401%	Fecal		CFU/100 mL	200	283.2	86400	-	18,310.2
5439000	1/12/1994	21	21	0.1782	3.74	6706	56.8401%	Fecal		CFU/100 mL	200	283.2	86400	-	18,310.2
5439000	1/26/1994	21	21	0.1782	3.74	6706	56.8401%	Fecal		CFU/100 mL	200	283.2	86400	-	18,310.2
5439000	2/15/1994	21	21	0.1782	3.74	6706	56.8401%	Fecal		CFU/100 mL	200	283.2	86400	-	18,310.2
5439000	6/17/1994	21	21	0.1782	3.74	6706	56.8401%	Fecal		CFU/100 mL	200	283.2	86400	-	18,310.2
5439000	12/13/1995	21	21	0.1782	3.74	6706	56.8401%	Fecal		CFU/100 mL	200	283.2	86400	-	18,310.2
5439000	1/17/1996	21	21	0.1782	3.74	6706	56.8401%	Fecal		CFU/100 mL	200	283.2	86400	-	18,310.2
5439000	4/26/1996	21	21	0.1782	3.74	6706	56.8401%	Fecal		CFU/100 mL	200	283.2	86400	-	18,310.2
5439000	7/16/1996	21	21	0.1782	3.74	6706	56.8401%	Fecal		CFU/100 mL	200	283.2	86400	-	18,310.2
5439000	12/26/1996	21	21	0.1782	3.74	6706	56.8401%	Fecal		CFU/100 mL	200	283.2	86400	-	18,310.2
5439000	12/29/1996	21	21	0.1782	3.74	6706	56.8401%	Fecal		CFU/100 mL	200	283.2	86400	-	18,310.2
5439000	1/14/1997	21	21	0.1782	3.74	6706	56.8401%	Fecal		CFU/100 mL	200	283.2	86400	-	18,310.2
5439000	1/22/1997	21	21	0.1782	3.74	6706	56.8401%	Fecal		CFU/100 mL	200	283.2	86400	-	18,310.2
5439000	1/26/1997	21	21	0.1782	3.74	6706	56.8401%	Fecal		CFU/100 mL	200	283.2	86400	-	18,310.2
5439000	2/4/1997	21	21	0.1782	3.74	6706	56.8401%	Fecal		CFU/100 mL	200	283.2	86400	-	18,310.2
5439000	2/10/1997	21	21	0.1782	3.74	6706	56.8401%	Fecal		CFU/100 mL	200	283.2	86400	-	18,310.2
5439000	2/17/1997	21	21	0.1782	3.74	6706	56.8401%	Fecal		CFU/100 mL	200	283.2	86400	-	18,310.2
5439000	6/23/1997	21	21	0.1782	3.74	6706	56.8401%	Fecal		CFU/100 mL	200	283.2	86400	-	18,310.2
5439000	7/3/1997	21	21	0.1782	3.74	6706	56.8401%	Fecal		CFU/100 mL	200	283.2	86400	-	18,310.2
5439000	1/24/1998	21	21	0.1782	3.74	6706	56.8401%	Fecal		CFU/100 mL	200	283.2	86400	-	18,310.2
5439000	1/25/1998	21	21	0.1782	3.74	6706	56.8401%	Fecal		CFU/100 mL	200	283.2	86400	-	18,310.2
5439000	7/20/1998	21	21	0.1782	3.74	6706	56.8401%	Fecal		CFU/100 mL	200	283.2	86400	-	18,310.2
5439000	7/10/1999	21	21	0.1782	3.74	6706	56.8401%	Fecal		CFU/100 mL	200	283.2	86400	-	18,310.2
5439000	2/22/2000	21	21	0.1782	3.74	6706	56.8401%	Fecal		CFU/100 mL	200	283.2	86400	-	18,310.2
5439000	3/23/2000	21	21	0.1782	3.74	6706	56.8401%	Fecal		CFU/100 mL	200	283.2	86400	-	18,310.2
5439000	3/26/2000	21	21	0.1782	3.74	6706	56.8401%	Fecal		CFU/100 mL	200	283.2	86400	-	18,310.2
5439000	4/9/2000	21	21	0.1782	3.74	6706	56.8401%	Fecal		CFU/100 mL	200	283.2	86400	-	18,310.2
5439000	8/10/2000	21	21	0.1782	3.74	6706	56.8401%	Fecal		CFU/100 mL	200	283.2	86400	-	18,310.2
5439000	10/8/2000	21	21	0.1782	3.74	6706	56.8401%	Fecal		CFU/100 mL	200	283.2	86400	-	18,310.2
5439000	11/21/2000	21	21	0.1782	3.74	6706	56.8401%	Fecal		CFU/100 mL	200	283.2	86400	-	18,310.2
5439000	11/22/2000	21	21	0.1782	3.74	6706	56.8401%	Fecal		CFU/100 mL	200	283.2	86400	-	18,310.2
5439000	7/3/2001	21	21	0.1782	3.74	6706	56.8401%	Fecal		CFU/100 mL	200	283.2	86400	-	18,310.2
5439000	11/3/2001	21	21	0.1782	3.74	6706	56.8401%	Fecal		CFU/100 mL	200	283.2	86400	-	18,310.2

Gage ID	Date	Discharge (CFS)	Gage Discharge (less Surrogate NPDES) (CFS)	Watershed Area Ratio	Calculated flow (CFS)	Rank	Flow Exceedance %	Parameter	Results	Units (mg or micro_gram	Limit/Standard	100mL/CF	sec/day	Actual Load (million colonies/day)	Allowable Load (million colonies/day)
5439000	1/11/2011	21	21	0.1782	3.74	6706	56.8401%	Fecal		CFU/100 mL	200	283.2	86400	-	18,310.2
5439000	4/9/2018	21	21	0.1782	3.74	6706	56.8401%	Fecal		CFU/100 mL	200	283.2	86400	-	18,310.2
5439000	8/4/2008	20.9	20.9	0.1782	3.72	6750	57.2131%	Fecal		CFU/100 mL	200	283.2	86400	-	18,223.0
5439000	12/8/2008	20.9	20.9	0.1782	3.72	6750	57.2131%	Fecal		CFU/100 mL	200	283.2	86400	-	18,223.0
5439000	5/7/2014	20.9	20.9	0.1782	3.72	6750	57.2131%	Fecal		CFU/100 mL	200	283.2	86400	-	18,223.0
5439000	3/10/2015	20.9	20.9	0.1782	3.72	6750	57.2131%	Fecal		CFU/100 mL	200	283.2	86400	-	18,223.0
5439000	8/10/2015	20.9	20.9	0.1782	3.72	6750	57.2131%	Fecal		CFU/100 mL	200	283.2	86400	-	18,223.0
5439000	2/3/2005	20.8	20.8	0.1782	3.71	6755	57.2555%	Fecal		CFU/100 mL	200	283.2	86400	-	18,135.8
5439000	1/23/2009	20.8	20.8	0.1782	3.71	6755	57.2555%	Fecal		CFU/100 mL	200	283.2	86400	-	18,135.8
5439000	1/27/2009	20.8	20.8	0.1782	3.71	6755	57.2555%	Fecal		CFU/100 mL	200	283.2	86400	-	18,135.8
5439000	7/17/2009	20.8	20.8	0.1782	3.71	6755	57.2555%	Fecal		CFU/100 mL	200	283.2	86400	-	18,135.8
5439000	8/3/2015	20.8	20.8	0.1782	3.71	6755	57.2555%	Fecal		CFU/100 mL	200	283.2	86400	-	18,135.8
5439000	10/5/2018	20.8	20.8	0.1782	3.71	6755	57.2555%	Fecal		CFU/100 mL	200	283.2	86400	-	18,135.8
5439000	9/7/2019	20.8	20.8	0.1782	3.71	6755	57.2555%	Fecal		CFU/100 mL	200	283.2	86400	-	18,135.8
5439000	12/17/2020	20.8	20.8	0.1782	3.71	6755	57.2555%	Fecal		CFU/100 mL	200	283.2	86400	-	18,135.8
5439000	4/24/1994	20.7	20.7	0.1782	3.69	6763	57.3233%	Fecal		CFU/100 mL	200	283.2	86400	-	18,048.6
5439000	7/13/1994	20.7	20.7	0.1782	3.69	6763	57.3233%	Fecal		CFU/100 mL	200	283.2	86400	-	18,048.6
5439000	5/22/2007	20.7	20.7	0.1782	3.69	6763	57.3233%	Fecal		CFU/100 mL	200	283.2	86400	-	18,048.6
5439000	7/19/2013	20.7	20.7	0.1782	3.69	6763	57.3233%	Fecal		CFU/100 mL	200	283.2	86400	-	18,048.6
5439000	9/4/2014	20.7	20.7	0.1782	3.69	6763	57.3233%	Fecal		CFU/100 mL	200	283.2	86400	-	18,048.6
5439000	8/2/2015	20.7	20.7	0.1782	3.69	6763	57.3233%	Fecal		CFU/100 mL	200	283.2	86400	-	18,048.6
5439000	11/12/2016	20.7	20.7	0.1782	3.69	6763	57.3233%	Fecal		CFU/100 mL	200	283.2	86400	-	18,048.6
5439000	4/25/2018	20.7	20.7	0.1782	3.69	6763	57.3233%	Fecal		CFU/100 mL	200	283.2	86400	-	18,048.6
5439000	4/29/1994	20.6	20.6	0.1782	3.67	6771	57.3911%	Fecal		CFU/100 mL	200	283.2	86400	-	17,961.4
5439000	7/29/2008	20.6	20.6	0.1782	3.67	6771	57.3911%	Fecal		CFU/100 mL	200	283.2	86400	-	17,961.4
5439000	7/26/2011	20.6	20.6	0.1782	3.67	6771	57.3911%	Fecal		CFU/100 mL	200	283.2	86400	-	17,961.4
5439000	7/3/2017	20.6	20.6	0.1782	3.67	6771	57.3911%	Fecal		CFU/100 mL	200	283.2	86400	-	17,961.4
5439000	8/28/2018	20.6	20.6	0.1782	3.67	6771	57.3911%	Fecal		CFU/100 mL	200	283.2	86400	-	17,961.4
5439000	7/18/1994	20.5	20.5	0.1782	3.65	6776	57.4335%	Fecal		CFU/100 mL	200	283.2	86400	-	17,874.2
5439000	4/27/2014	20.5	20.5	0.1782	3.65	6776	57.4335%	Fecal		CFU/100 mL	200	283.2	86400	-	17,874.2
5439000	7/26/2014	20.5	20.5	0.1782	3.65	6776	57.4335%	Fecal		CFU/100 mL	200	283.2	86400	-	17,874.2
5439000	12/16/2017	20.5	20.5	0.1782	3.65	6776	57.4335%	Fecal		CFU/100 mL	200	283.2	86400	-	17,874.2
5439000	4/23/2018	20.5	20.5	0.1782	3.65	6776	57.4335%	Fecal		CFU/100 mL	200	283.2	86400	-	17,874.2
5439000	10/19/2018	20.5	20.5	0.1782	3.65	6776	57.4335%	Fecal		CFU/100 mL	200	283.2	86400	-	17,874.2
5439000	9/12/2019	20.5	20.5	0.1782	3.65	6776	57.4335%	Fecal		CFU/100 mL	200	283.2	86400	-	17,874.2
5439000	4/28/1994	20.4	20.4	0.1782	3.63	6783	57.4928%	Fecal		CFU/100 mL	200	283.2	86400	-	17,787.0
5439000	7/1/2007	20.4	20.4	0.1782	3.63	6783	57.4928%	Fecal		CFU/100 mL	200	283.2	86400	-	17,787.0
5439000	3/6/2016	20.4	20.4	0.1782	3.63	6783	57.4928%	Fecal		CFU/100 mL	200	283.2	86400	-	17,787.0
5439000	11/15/2016	20.4	20.4	0.1782	3.63	6783	57.4928%	Fecal		CFU/100 mL	200	283.2	86400	-	17,787.0
5439000	4/21/1994	20.3	20.3	0.1782	3.62	6787	57.5267%	Fecal		CFU/100 mL	200	283.2	86400	-	17,699.8
5439000	12/12/2001	20.3	20.3	0.1782	3.62	6787	57.5267%	Fecal		CFU/100 mL	200	283.2	86400	-	17,699.8
5439000	6/19/2003	20.3	20.3	0.1782	3.62	6787	57.5267%	Fecal		CFU/100 mL	200	283.2	86400	-	17,699.8
5439000	6/5/2005	20.3	20.3	0.1782	3.62	6787	57.5267%	Fecal		CFU/100 mL	200	283.2	86400	-	17,699.8
5439000	4/29/2006	20.3	20.3	0.1782	3.62	6787	57.5267%	Fecal		CFU/100 mL	200	283.2	86400	-	17,699.8
5439000	7/14/2020	20.3	20.3	0.1782	3.62	6787	57.5267%	Fecal		CFU/100 mL	200	283.2	86400	-	17,699.8
5439000	5/24/2005	20.2	20.2	0.1782	3.60	6793	57.5776%	Fecal		CFU/100 mL	200	283.2	86400	-	17,612.6
5439000	4/28/2006	20.2	20.2	0.1782	3.60	6793	57.5776%	Fecal		CFU/100 mL	200	283.2	86400	-	17,612.6
5439000	7/5/2020	20.2	20.2	0.1782	3.60	6793	57.5776%	Fecal		CFU/100 mL	200	283.2	86400	-	17,612.6
5439000	5/2/1994	20.1	20.1	0.1782	3.58	6796	57.6030%	Fecal		CFU/100 mL	200	283.2	86400	-	17,525.4
5439000	5/15/2005	20.1	20.1	0.1782	3.58	6796	57.6030%	Fecal		CFU/100 mL	200	283.2	86400	-	17,525.4
5439000	7/25/2009	20.1	20.1	0.1782	3.58	6796	57.6030%	Fecal		CFU/100 mL	200	283.2	86400	-	17,525.4
5439000	5/6/2021	20.1	20.1	0.1782	3.58	6796	57.6030%	Fecal		CFU/100 mL	200	283.2	86400	-	17,525.4
5439000	8/2/1990	20	20	0.1782	3.56	6800	57.6369%	Fecal		CFU/100 mL	200	283.2	86400	-	17,438.2
5439000	10/12/1990	20	20	0.1782	3.56	6800	57.6369%	Fecal		CFU/100 mL	200	283.2	86400	-	17,438.2
5439000	10/15/1990	20	20	0.1782	3.56	6800	57.6369%	Fecal		CFU/100 mL	200	283.2	86400	-	17,438.2
5439000	6/27/1991	20	20	0.1782	3.56	6800	57.6369%	Fecal		CFU/100 mL	200	283.2	86400	-	17,438.2
5439000	7/1/1991	20	20	0.1782	3.56	6800	57.6369%	Fecal		CFU/100 mL	200	283.2	86400	-	17,438.2
5439000	11/27/1991	20	20	0.1782	3.56	6800	57.6369%	Fecal		CFU/100 mL	200	283.2	86400	-	17,438.2
5439000	5/27/1992	20	20	0.1782	3.56	6800	57.6369%	Fecal		CFU/100 mL	200	283.2	86400	-	17,438.2
5439000	6/17/1992	20	20	0.1782	3.56	6800	57.6369%	Fecal		CFU/100 mL	200	283.2	86400	-	17,438.2
5439000	8/26/1992	20	20	0.1782	3.56	6800	57.6369%	Fecal		CFU/100 mL	200	283.2	86400	-	17,438.2
5439000	9/18/1992	20	20	0.1782	3.56	6800	57.6369%	Fecal		CFU/100 mL	200	283.2	86400	-	17,438.2
5439000	9/20/1992	20	20	0.1782	3.56	6800	57.6369%	Fecal		CFU/100 mL	200	283.2	86400	-	17,438.2
5439000	9/25/1992	20	20	0.1782	3.56	6800	57.6369%	Fecal		CFU/100 mL	200	283.2	86400	-	17,438.2
5439000	8/14/1993	20	20	0.1782	3.56	6800	57.6369%	Fecal		CFU/100 mL	200	283.2	86400	-	17,438.2
5439000	9/11/1993	20	20	0.1782	3.56	6800	57.6369%	Fecal		CFU/100 mL	200	283.2	86400	-	17,438.2
5439000	1/8/1994	20	20	0.1782	3.56	6800	57.6369%	Fecal		CFU/100 mL	200	283.2	86400	-	17,438.2
5439000	1/9/1994	20	20	0.1782	3.56	6800	57.6369%	Fecal		CFU/100 mL	200	283.2	86400	-	17,438.2
5439000	1/10/1994	20	20	0.1782	3.56	6800	57.6369%	Fecal		CFU/100 mL	200	283.2	86400	-	17,438.2
5439000	1/13/1994	20	20	0.1782	3.56	6800	57.6369%	Fecal		CFU/100 mL	200	283.2	86400	-	17,438.2
5439000	1/21/1994	20	20	0.1782	3.56	6800	57.6369%	Fecal		CFU/100 mL	200	283.2	86400	-	17,438.2
5439000	1/27/1994	20	20	0.1782	3.56	6800	57.6369%	Fecal		CFU/100 mL	200	283.2	86400	-	17,438.2
5439000	1/31/1994	20	20	0.1782	3.56	6800	57.6369%	Fecal		CFU/100 mL	200	283.2	86400	-	17,438.2
5439000	2/1/1994	20	20	0.1782	3.56	6800	57.6369%	Fecal		CFU/100 mL	200	283.2	86400	-	17,438.2
5439000	2/2/1994	20	20	0.1782	3.56	6800	57.6369%	Fecal		CFU/100 mL	200	283.2	86400	-	17,438.2
5439000	2/3/1994	20	20	0.1782	3.56	6800	57.6369%	Fecal		CFU/100 mL	200	283.2	86400	-	17,438.2
5439000	2/4/1994	20	20	0.1782	3.56	6800	57.6369%	Fecal		CFU/100 mL	200	283.2	86400	-	17,438.2
5439000	2/14/1994	20	20	0.1782	3.56	6800	57.6369%	Fecal		CFU/100 mL	200	283.2	86400	-	17,438.2
5439000	8/18/1995	20	20	0.1782	3.56	6800	57.6369%	Fecal		CFU/100 mL	200	283.2	86400	-	17,438.2
5439000	12/14/1995	20	20	0.1782	3.56	6800	57.6369%	Fecal		CFU/100 mL	200	283.2	86400	-	17,438.2
5439000	12/15/1995	20	20	0.1782	3.56	6800	57.6369%	Fecal		CFU/100 mL	200	283.2	86400	-	17,438.2
5439000	4/24/1996	20	20	0.1782	3.56	6800	57.6369%	Fecal		CFU/100 mL	200	283.2	86400	-	17,438.2
5439000	12/27/1996	20	20	0.1782	3.56	6800	57.6369%	Fecal		CFU/100 mL	200	283.2	86400	-	17,438.2
5439000	1/12/1997	20	20	0.1782	3.56	6800	57.6369%	Fecal		CFU/100 mL	200	283.2	86400	-	17,438.2
5439000	1/13/1997	20	20	0.1782	3.56	6800	57.6369%	Fecal		CFU/100 mL	200	283.2	86400	-	17,438.2
5439000	1/21/1997	20	20	0.1782	3.56	6800	57.6369%	Fecal		CFU/100 mL	200	283.2	86400	-	17,438.2
5439000	1/27/1997	20	20	0.1782	3.56	6800	57.6369%	Fecal		CFU/100 mL	200	283.2	86400	-	17,438.2
5439000	2/11/1997	20	20	0.1782	3.56	6800	57.6369%	Fecal		CFU/100 mL	200	283.2	86400	-	17,438.2
5439000	1/26/1998	20	20	0.1782	3.56	6800	57.6369%	Fecal		CFU/100 mL	200	283.2	86400	-	17,438.2
5439000	7/18/1998	20	20	0.1782	3.56	6800	57.6369%	Fecal		CFU/100 mL	200	283.2	86400	-	17,438.2
5439000	12/24/1998	20	20	0.1782	3.56	6800	57.6369%	Fecal		CFU/100 mL	200	283.2	86400	-	17,438.2
5439000	7/8/1999	20	20	0.1782	3.56	6800	57.6369%	Fecal		CFU/100 mL	200	283.2	86400	-	17,438.2
5439000	4/18/2000	20	20	0.1782	3.56	6800	57.6369%	Fecal		CFU/100 mL	200	283.2	86400	-	17,438.2
5439000	9/24/2000	20	20	0.1782	3.56	6800	57.6369%	Fecal		CFU/100 mL	200	283.2	86400	-	17,438.2
5439000	6/30/2001	20	20	0.1782	3.56	6800	57.6369%	Fecal		CFU/100 mL	200	283.2	86400	-	17,438.2
5439000	9/20/2001	20	20	0.1782	3.56	6800	57.6369%	Fecal		CFU/100 mL	200	283.2	86400	-	17,438.2
5439000	8/4/2002	20	20	0.1782	3.56	6800	57.6369%	Fecal		CFU/100 mL	200	283.2	86400	-	17,438.2
5439000	4/10/2006	20	20	0.1782	3.56	6800	57.6369%	Fecal		CFU/100 mL	200	283.2	86400	-	17,438.2
5439000	6/16/2007	20	20	0.1782	3.56	6800	57.6369%	Fecal		CFU/100 mL	200	283.2	86400	-	17,438.2
5439000	12/15/2007	20	20	0.1782	3.56	6800	57.6369%	Fecal		CFU/100 mL	200	283.2	86400	-	17,438.2
5439000	7/27/2008	20	20	0.1782	3.56	6800	57.6369%	Fecal		CFU/100 mL	200	283.2	86400	-	17,438.2
5439000	12/5/2008	20	20	0.1782	3.56	6800	57.6369%	Fecal		CFU/100 mL	200	283.2	86400	-	17,438.2
5439000	8/17/2009	20	20	0.1782	3.56	6800	57.6369%	Fecal		CFU/100 mL	200	283.2	86400	-	17,438.2
5439000	8/20/2009	20	20	0.1782	3.56	6800	57.6369%	Fecal		CFU/100 mL	200	283.2	86400	-	17,438.2
5439000	1/8/2011	20	20	0.1782	3.56	6800	57.6369%	Fecal		CFU/100 mL	200	283.2	86400	-	17,438.2
5439000	1/9/2011	20	20	0.1782	3.56	6800	57.6369%	Fecal		CFU/100 mL	200	283.2	86400	-	17,438.2
5439000	1/18/2011	20	20	0.1782	3.56	6800	57.6369%	Fecal		CFU/100 mL	200	283.2	86400	-	17,438.2
5439000	6/13/2012	20	20	0.1782	3.56	6800	57.6369%	Fecal		CFU/100 mL	200	283.2	86400	-	17,438.2
5439000	2/2/2013	20	20	0.1782	3.56	6800	57.6369%	Fecal		CFU/100 mL	200	283.2	86400	-	17,438.2
5439000	2/17/2013	20	20	0.1782	3.56	6800	57.6369%	Fecal		CFU/100 mL	200	283.2	86400	-	17,438.2
5439000	10/29/2016	20	20	0.1782	3.56	6800	57.6369%	Fecal		CFU/100 mL	200	283.2	86400	-	17,438.2
5439000	11/13/2016	20	20	0.1782	3.56	6800	57.6369%	Fecal		CFU/100 mL	200	283.2	86400	-	17,438.2
5439000	12/9/2001	19.9	19.9	0.1782	3.55	6860	58.1454%	Fecal		CFU/100 mL	200	283.2	86400	-	17,351.0
5439000	7/3/2002	19.9	19.9	0.1782	3.55	6860	58.1454%	Fecal		CFU/100 mL	200	283.2	86400	-	17,351.0
5439000	4/26/2014	19.9	19.9	0.1782	3.55	6860	58.1454%	Fecal		CFU/100 mL	200	283.2	86400	-	17,351.0
5439000	5/7/2021	19.9	19.9	0.1782	3.55	6860	58.1454%	Fecal		CFU/100 mL	200	283.2	86400	-	17,351.0
5439000	7/25/2021	19.9	19.9	0.1782	3.55	6860	58.1454%	Fecal		CFU/100 mL	200	283.2	86400	-	17,351.0
5439000	10/24/2021	19.9	19.9	0.1782	3.55	6860	58.1454%	Fecal		CFU/100 mL	200	283.2	86400	-	17,351.0
5439000	4/27/1994	19.8	19.8	0.1782	3.53	6866	58.1963%	Fecal		CFU/100 mL	200	283.2	86400	-	17,263.9
5439000	10/14/2012	19.8	19.8	0.1782	3.53	6866	58.1963%	Fecal		CFU/100 mL	200	283.2	86400	-	17,263.9
5439000	12/13/2017	19.8	19.8	0.1782	3.53	6866	58.1963%	Fecal		CFU/100 mL	200	283.2	86400	-	17,263.9
5439000	5/7/1994	19.7	19.7	0.1782	3.51	6869	58.2217%	Fecal		CFU/100 mL	200	283.2	86400	-	17,176.7
5439000	11/4/2001	19.7	19.7	0.1782	3.51	6869	58.2217%	Fecal		CFU/100 mL	200	283.2	86400	-	17,176.7
5439000	6/14/2003	19.7	19.7	0.1782	3.51	6869	58.2217%	Fecal		CFU/100 mL	200	283.2	86400	-	17,176.7
5439000	5/8/2014	19.7	19.7	0.1782	3.51	6869	58.2217%	Fecal		CFU/100 mL	200	283.2	86400	-	17,176.7

Gage ID	Date	Discharge (CFS)	Gage Discharge (less Surrogate NPDES) (CFS)	Watershed Area Ratio	Calculated flow (CFS)	Rank	Flow Exceedance %	Parameter	Results	Units (mg or micro_gram	Limit/Standard	100mL/CF	sec/day	Actual Load (million colonies/day)	Allowable Load (million colonies/day)
5439000	9/10/2015	19.7	19.7	0.1782	3.51	6869	58.2217%	Fecal		CFU/100 mL	200	283.2	86400	-	17,176.7
5439000	3/12/2022	19.7	19.7	0.1459	2.87	7225	61.2392%	Fecal		CFU/100 mL	200	283.2	86400	-	14,068.9
5439000	4/22/1994	19.6	19.6	0.1782	3.49	6874	58.2641%	Fecal		CFU/100 mL	200	283.2	86400	-	17,089.5
5439000	4/12/2006	19.6	19.6	0.1782	3.49	6874	58.2641%	Fecal		CFU/100 mL	200	283.2	86400	-	17,089.5
5439000	5/10/2014	19.6	19.6	0.1782	3.49	6874	58.2641%	Fecal		CFU/100 mL	200	283.2	86400	-	17,089.5
5439000	8/12/2014	19.6	19.6	0.1782	3.49	6874	58.2641%	Fecal		CFU/100 mL	200	283.2	86400	-	17,089.5
5439000	8/1/2015	19.6	19.6	0.1782	3.49	6874	58.2641%	Fecal		CFU/100 mL	200	283.2	86400	-	17,089.5
5439000	7/27/2019	19.6	19.6	0.1782	3.49	6874	58.2641%	Fecal		CFU/100 mL	200	283.2	86400	-	17,089.5
5439000	7/13/2004	19.5	19.5	0.1782	3.47	6880	58.3150%	Fecal		CFU/100 mL	200	283.2	86400	-	17,002.3
5439000	4/11/2006	19.5	19.5	0.1782	3.47	6880	58.3150%	Fecal		CFU/100 mL	200	283.2	86400	-	17,002.3
5439000	12/21/2007	19.5	19.5	0.1782	3.47	6880	58.3150%	Fecal		CFU/100 mL	200	283.2	86400	-	17,002.3
5439000	7/17/2010	19.5	19.5	0.1782	3.47	6880	58.3150%	Fecal		CFU/100 mL	200	283.2	86400	-	17,002.3
5439000	11/3/2011	19.5	19.5	0.1782	3.47	6880	58.3150%	Fecal		CFU/100 mL	200	283.2	86400	-	17,002.3
5439000	4/23/1994	19.4	19.4	0.1782	3.46	6885	58.3573%	Fecal		CFU/100 mL	200	283.2	86400	-	16,915.1
5439000	12/29/2001	19.4	19.4	0.1782	3.46	6885	58.3573%	Fecal		CFU/100 mL	200	283.2	86400	-	16,915.1
5439000	6/15/2007	19.4	19.4	0.1782	3.46	6885	58.3573%	Fecal		CFU/100 mL	200	283.2	86400	-	16,915.1
5439000	9/13/2014	19.4	19.4	0.1782	3.46	6885	58.3573%	Fecal		CFU/100 mL	200	283.2	86400	-	16,915.1
5439000	11/5/2018	19.4	19.4	0.1782	3.46	6885	58.3573%	Fecal		CFU/100 mL	200	283.2	86400	-	16,915.1
5439000	7/4/2002	19.3	19.3	0.1782	3.44	6890	58.3997%	Fecal		CFU/100 mL	200	283.2	86400	-	16,827.9
5439000	6/8/2006	19.3	19.3	0.1782	3.44	6890	58.3997%	Fecal		CFU/100 mL	200	283.2	86400	-	16,827.9
5439000	6/14/2012	19.3	19.3	0.1782	3.44	6890	58.3997%	Fecal		CFU/100 mL	200	283.2	86400	-	16,827.9
5439000	3/17/2003	19.2	19.2	0.1782	3.42	6893	58.4252%	Fecal		CFU/100 mL	200	283.2	86400	-	16,740.7
5439000	11/23/2016	19.2	19.2	0.1782	3.42	6893	58.4252%	Fecal		CFU/100 mL	200	283.2	86400	-	16,740.7
5439000	7/3/2007	19.1	19.1	0.1782	3.40	6895	58.4421%	Fecal		CFU/100 mL	200	283.2	86400	-	16,653.5
5439000	1/13/1990	19	19	0.1782	3.39	6897	58.4591%	Fecal		CFU/100 mL	200	283.2	86400	-	16,566.3
5439000	10/16/1990	19	19	0.1782	3.39	6897	58.4591%	Fecal		CFU/100 mL	200	283.2	86400	-	16,566.3
5439000	3/13/1991	19	19	0.1782	3.39	6897	58.4591%	Fecal		CFU/100 mL	200	283.2	86400	-	16,566.3
5439000	3/14/1991	19	19	0.1782	3.39	6897	58.4591%	Fecal		CFU/100 mL	200	283.2	86400	-	16,566.3
5439000	6/28/1991	19	19	0.1782	3.39	6897	58.4591%	Fecal		CFU/100 mL	200	283.2	86400	-	16,566.3
5439000	10/30/1991	19	19	0.1782	3.39	6897	58.4591%	Fecal		CFU/100 mL	200	283.2	86400	-	16,566.3
5439000	6/5/1992	19	19	0.1782	3.39	6897	58.4591%	Fecal		CFU/100 mL	200	283.2	86400	-	16,566.3
5439000	7/25/1992	19	19	0.1782	3.39	6897	58.4591%	Fecal		CFU/100 mL	200	283.2	86400	-	16,566.3
5439000	10/1/1992	19	19	0.1782	3.39	6897	58.4591%	Fecal		CFU/100 mL	200	283.2	86400	-	16,566.3
5439000	8/8/1993	19	19	0.1782	3.39	6897	58.4591%	Fecal		CFU/100 mL	200	283.2	86400	-	16,566.3
5439000	8/20/1993	19	19	0.1782	3.39	6897	58.4591%	Fecal		CFU/100 mL	200	283.2	86400	-	16,566.3
5439000	9/8/1993	19	19	0.1782	3.39	6897	58.4591%	Fecal		CFU/100 mL	200	283.2	86400	-	16,566.3
5439000	1/14/1994	19	19	0.1782	3.39	6897	58.4591%	Fecal		CFU/100 mL	200	283.2	86400	-	16,566.3
5439000	1/15/1994	19	19	0.1782	3.39	6897	58.4591%	Fecal		CFU/100 mL	200	283.2	86400	-	16,566.3
5439000	1/28/1994	19	19	0.1782	3.39	6897	58.4591%	Fecal		CFU/100 mL	200	283.2	86400	-	16,566.3
5439000	1/29/1994	19	19	0.1782	3.39	6897	58.4591%	Fecal		CFU/100 mL	200	283.2	86400	-	16,566.3
5439000	1/30/1994	19	19	0.1782	3.39	6897	58.4591%	Fecal		CFU/100 mL	200	283.2	86400	-	16,566.3
5439000	2/5/1994	19	19	0.1782	3.39	6897	58.4591%	Fecal		CFU/100 mL	200	283.2	86400	-	16,566.3
5439000	2/6/1994	19	19	0.1782	3.39	6897	58.4591%	Fecal		CFU/100 mL	200	283.2	86400	-	16,566.3
5439000	8/10/1994	19	19	0.1782	3.39	6897	58.4591%	Fecal		CFU/100 mL	200	283.2	86400	-	16,566.3
5439000	7/16/1995	19	19	0.1782	3.39	6897	58.4591%	Fecal		CFU/100 mL	200	283.2	86400	-	16,566.3
5439000	3/28/1996	19	19	0.1782	3.39	6897	58.4591%	Fecal		CFU/100 mL	200	283.2	86400	-	16,566.3
5439000	9/1/1996	19	19	0.1782	3.39	6897	58.4591%	Fecal		CFU/100 mL	200	283.2	86400	-	16,566.3
5439000	1/1/1997	19	19	0.1782	3.39	6897	58.4591%	Fecal		CFU/100 mL	200	283.2	86400	-	16,566.3
5439000	1/15/1997	19	19	0.1782	3.39	6897	58.4591%	Fecal		CFU/100 mL	200	283.2	86400	-	16,566.3
5439000	1/16/1997	19	19	0.1782	3.39	6897	58.4591%	Fecal		CFU/100 mL	200	283.2	86400	-	16,566.3
5439000	1/17/1997	19	19	0.1782	3.39	6897	58.4591%	Fecal		CFU/100 mL	200	283.2	86400	-	16,566.3
5439000	1/19/1997	19	19	0.1782	3.39	6897	58.4591%	Fecal		CFU/100 mL	200	283.2	86400	-	16,566.3
5439000	1/20/1997	19	19	0.1782	3.39	6897	58.4591%	Fecal		CFU/100 mL	200	283.2	86400	-	16,566.3
5439000	2/2/1997	19	19	0.1782	3.39	6897	58.4591%	Fecal		CFU/100 mL	200	283.2	86400	-	16,566.3
5439000	2/3/1997	19	19	0.1782	3.39	6897	58.4591%	Fecal		CFU/100 mL	200	283.2	86400	-	16,566.3
5439000	2/12/1997	19	19	0.1782	3.39	6897	58.4591%	Fecal		CFU/100 mL	200	283.2	86400	-	16,566.3
5439000	2/16/1997	19	19	0.1782	3.39	6897	58.4591%	Fecal		CFU/100 mL	200	283.2	86400	-	16,566.3
5439000	6/24/1997	19	19	0.1782	3.39	6897	58.4591%	Fecal		CFU/100 mL	200	283.2	86400	-	16,566.3
5439000	1/27/1998	19	19	0.1782	3.39	6897	58.4591%	Fecal		CFU/100 mL	200	283.2	86400	-	16,566.3
5439000	1/28/1998	19	19	0.1782	3.39	6897	58.4591%	Fecal		CFU/100 mL	200	283.2	86400	-	16,566.3
5439000	1/31/1998	19	19	0.1782	3.39	6897	58.4591%	Fecal		CFU/100 mL	200	283.2	86400	-	16,566.3
5439000	7/22/1998	19	19	0.1782	3.39	6897	58.4591%	Fecal		CFU/100 mL	200	283.2	86400	-	16,566.3
5439000	7/24/1999	19	19	0.1782	3.39	6897	58.4591%	Fecal		CFU/100 mL	200	283.2	86400	-	16,566.3
5439000	10/3/1999	19	19	0.1782	3.39	6897	58.4591%	Fecal		CFU/100 mL	200	283.2	86400	-	16,566.3
5439000	10/5/1999	19	19	0.1782	3.39	6897	58.4591%	Fecal		CFU/100 mL	200	283.2	86400	-	16,566.3
5439000	4/8/2000	19	19	0.1782	3.39	6897	58.4591%	Fecal		CFU/100 mL	200	283.2	86400	-	16,566.3
5439000	4/11/2000	19	19	0.1782	3.39	6897	58.4591%	Fecal		CFU/100 mL	200	283.2	86400	-	16,566.3
5439000	4/16/2000	19	19	0.1782	3.39	6897	58.4591%	Fecal		CFU/100 mL	200	283.2	86400	-	16,566.3
5439000	7/23/2000	19	19	0.1782	3.39	6897	58.4591%	Fecal		CFU/100 mL	200	283.2	86400	-	16,566.3
5439000	11/27/2000	19	19	0.1782	3.39	6897	58.4591%	Fecal		CFU/100 mL	200	283.2	86400	-	16,566.3
5439000	12/4/2000	19	19	0.1782	3.39	6897	58.4591%	Fecal		CFU/100 mL	200	283.2	86400	-	16,566.3
5439000	12/7/2000	19	19	0.1782	3.39	6897	58.4591%	Fecal		CFU/100 mL	200	283.2	86400	-	16,566.3
5439000	12/8/2000	19	19	0.1782	3.39	6897	58.4591%	Fecal		CFU/100 mL	200	283.2	86400	-	16,566.3
5439000	7/1/2001	19	19	0.1782	3.39	6897	58.4591%	Fecal		CFU/100 mL	200	283.2	86400	-	16,566.3
5439000	10/22/2001	19	19	0.1782	3.39	6897	58.4591%	Fecal		CFU/100 mL	200	283.2	86400	-	16,566.3
5439000	12/10/2001	19	19	0.1782	3.39	6897	58.4591%	Fecal		CFU/100 mL	200	283.2	86400	-	16,566.3
5439000	10/4/2002	19	19	0.1782	3.39	6897	58.4591%	Fecal		CFU/100 mL	200	283.2	86400	-	16,566.3
5439000	1/24/2005	19	19	0.1782	3.39	6897	58.4591%	Fecal		CFU/100 mL	200	283.2	86400	-	16,566.3
5439000	1/19/2011	19	19	0.1782	3.39	6897	58.4591%	Fecal		CFU/100 mL	200	283.2	86400	-	16,566.3
5439000	2/13/2011	19	19	0.1782	3.39	6897	58.4591%	Fecal		CFU/100 mL	200	283.2	86400	-	16,566.3
5439000	7/13/2011	19	19	0.1782	3.39	6897	58.4591%	Fecal		CFU/100 mL	200	283.2	86400	-	16,566.3
5439000	6/17/2012	19	19	0.1782	3.39	6897	58.4591%	Fecal		CFU/100 mL	200	283.2	86400	-	16,566.3
5439000	8/23/2014	19	19	0.1782	3.39	6897	58.4591%	Fecal		CFU/100 mL	200	283.2	86400	-	16,566.3
5439000	12/16/2014	19	19	0.1782	3.39	6897	58.4591%	Fecal		CFU/100 mL	200	283.2	86400	-	16,566.3
5439000	5/3/1994	18.9	18.9	0.1782	3.37	6957	58.9676%	Fecal		CFU/100 mL	200	283.2	86400	-	16,479.1
5439000	6/20/2003	18.9	18.9	0.1782	3.37	6957	58.9676%	Fecal		CFU/100 mL	200	283.2	86400	-	16,479.1
5439000	7/8/2020	18.9	18.9	0.1782	3.37	6957	58.9676%	Fecal		CFU/100 mL	200	283.2	86400	-	16,479.1
5439000	5/5/1994	18.8	18.8	0.1782	3.35	6960	58.9930%	Fecal		CFU/100 mL	200	283.2	86400	-	16,391.9
5439000	6/19/1994	18.8	18.8	0.1782	3.35	6960	58.9930%	Fecal		CFU/100 mL	200	283.2	86400	-	16,391.9
5439000	11/5/2003	18.8	18.8	0.1782	3.35	6960	58.9930%	Fecal		CFU/100 mL	200	283.2	86400	-	16,391.9
5439000	6/15/2012	18.8	18.8	0.1782	3.35	6960	58.9930%	Fecal		CFU/100 mL	200	283.2	86400	-	16,391.9
5439000	2/8/2013	18.8	18.8	0.1782	3.35	6960	58.9930%	Fecal		CFU/100 mL	200	283.2	86400	-	16,391.9
5439000	4/11/2018	18.8	18.8	0.1782	3.35	6960	58.9930%	Fecal		CFU/100 mL	200	283.2	86400	-	16,391.9
5439000	6/16/2012	18.7	18.7	0.1782	3.33	6966	59.0439%	Fecal		CFU/100 mL	200	283.2	86400	-	16,304.8
5439000	8/2/2014	18.7	18.7	0.1782	3.33	6966	59.0439%	Fecal		CFU/100 mL	200	283.2	86400	-	16,304.8
5439000	7/13/2016	18.7	18.7	0.1782	3.33	6966	59.0439%	Fecal		CFU/100 mL	200	283.2	86400	-	16,304.8
5439000	11/16/2016	18.7	18.7	0.1782	3.33	6966	59.0439%	Fecal		CFU/100 mL	200	283.2	86400	-	16,304.8
5439000	10/21/2018	18.7	18.7	0.1782	3.33	6966	59.0439%	Fecal		CFU/100 mL	200	283.2	86400	-	16,304.8
5439000	5/23/2007	18.6	18.6	0.1782	3.31	6971	59.0863%	Fecal		CFU/100 mL	200	283.2	86400	-	16,217.6
5439000	8/2/2007	18.6	18.6	0.1782	3.31	6971	59.0863%	Fecal		CFU/100 mL	200	283.2	86400	-	16,217.6
5439000	6/1/2014	18.6	18.6	0.1782	3.31	6971	59.0863%	Fecal		CFU/100 mL	200	283.2	86400	-	16,217.6
5439000	7/4/2017	18.6	18.6	0.1782	3.31	6971	59.0863%	Fecal		CFU/100 mL	200	283.2	86400	-	16,217.6
5439000	8/11/2019	18.6	18.6	0.1782	3.31	6971	59.0863%	Fecal		CFU/100 mL	200	283.2	86400	-	16,217.6
5439000	5/4/1994	18.5	18.5	0.1782	3.30	6976	59.1287%	Fecal		CFU/100 mL	200	283.2	86400	-	16,130.4
5439000	11/29/2014	18.5	18.5	0.1782	3.30	6976	59.1287%	Fecal		CFU/100 mL	200	283.2	86400	-	16,130.4
5439000	2/15/2018	18.5	18.5	0.1782	3.30	6976	59.1287%	Fecal		CFU/100 mL	200	283.2	86400	-	16,130.4
5439000	7/19/2018	18.5	18.5	0.1782	3.30	6976	59.1287%	Fecal		CFU/100 mL	200	283.2	86400	-	16,130.4
5439000	11/29/2004	18.4	18.4	0.1782	3.28	6980	59.1626%	Fecal		CFU/100 mL	200	283.2	86400	-	16,043.2
5439000	7/22/2018	18.4	18.4	0.1782	3.28	6980	59.1626%	Fecal		CFU/100 mL	200	283.2	86400	-	16,043.2
5439000	11/30/2020	18.4	18.4	0.1782	3.28	6980	59.1626%	Fecal		CFU/100 mL	200	283.2	86400	-	16,043.2
5439000	5/6/1994	18.3	18.3	0.1782	3.26	6983	59.1880%	Fecal		CFU/100 mL	200	283.2	86400	-	15,956.0
5439000	7/5/2002	18.3	18.3	0.1782	3.26	6983	59.1880%	Fecal		CFU/100 mL	200	283.2	86400	-	15,956.0
5439000	6/9/2006	18.3	18.3	0.1782	3.26	6983	59.1880%	Fecal		CFU/100 mL	200	283.2	86400	-	15,956.0
5439000	7/1/2008	18.3	18.3	0.1782	3.26	6983	59.1880%	Fecal		CFU/100 mL	200	283.2	86400	-	15,956.0
5439000	7/2/2008	18.3	18.3	0.1782	3.26	6983	59.1880%	Fecal		CFU/100 mL	200	283.2	86400	-	15,956.0
5439000	8/6/2008	18.3	18.3	0.1782	3.26	6983	59.1880%	Fecal		CFU/100 mL	200	283.2	86400	-	15,956.0
5439000	7/18/2009	18.3	18.3	0.1782	3.26	6983	59.1880%	Fecal		CFU/100 mL	200	283.2	86400	-	15,956.0
5439000	5/8/1994	18.2	18.2	0.1782	3.24	6990	59.2473%	Fecal		CFU/100 mL	200	283.2	86400	-	15,868.8
5439000	3/16/2003	18.2	18.2	0.1782	3.24	6990	59.2473%	Fecal		CFU/100 mL	200	283.2	86400	-	15,868.8
5439000	12/20/2003	18.2	18.2	0.1782	3.24	6990	59.2473%	Fecal		CFU/100 mL	200	283.2	86400	-	15,868.8
5439000	11/23/2014	18.2	18.2	0.1782	3.24	6990	59.2473%	Fecal		CFU/100 mL	200	283.2	86400	-	15,868.8
5439000	7/23/2020	18.2	18.2	0.1782	3.24	6990	59.2473%	Fecal		CFU/100 mL	200	283.2	86400	-	15,868.8
5439000	12/11/2001	18.1	18.1	0.1782	3.22	6995	59.2897%	Fecal		CFU/100 mL	200	283.2	86400	-	15,781.6
5439000	8/1/2003	18.1	18.1	0.1782	3.22	6995	59.2897%	Fecal		CFU/100 mL	200	283.2	86400	-	15,781.6
5439000	11/4/2003	18.1	18.1	0.1782	3.22	6995	59.2897%	Fecal		CFU/100 mL	200	283.2	86400	-	15,781.6

Gage ID	Date	Discharge (CFS)	Gage Discharge (less Surrogate NPDES) (CFS)	Watershed Area Ratio	Calculated flow (CFS)	Rank	Flow Exceedance %	Parameter	Results	Units (mg or micro_gram	Limit/Standard	100mL/CF	sec/day	Actual Load (million colonies/day)	Allowable Load (million colonies/day)
5439000	7/6/2006	18.1	18.1	0.1782	3.22	6995	59.2897%	Fecal		CFU/100 mL	200	283.2	86400	-	15,781.6
5439000	2/26/2007	18.1	18.1	0.1782	3.22	6995	59.2897%	Fecal		CFU/100 mL	200	283.2	86400	-	15,781.6
5439000	2/27/2007	18.1	18.1	0.1782	3.22	6995	59.2897%	Fecal		CFU/100 mL	200	283.2	86400	-	15,781.6
5439000	7/14/2017	18.1	18.1	0.1782	3.22	6995	59.2897%	Fecal		CFU/100 mL	200	283.2	86400	-	15,781.6
5439000	8/10/2017	18.1	18.1	0.1782	3.22	6995	59.2897%	Fecal		CFU/100 mL	200	283.2	86400	-	15,781.6
5439000	9/2/1990	18	18	0.1782	3.21	7004	59.3660%	Fecal		CFU/100 mL	200	283.2	86400	-	15,694.4
5439000	10/14/1990	18	18	0.1782	3.21	7004	59.3660%	Fecal		CFU/100 mL	200	283.2	86400	-	15,694.4
5439000	10/25/1990	18	18	0.1782	3.21	7004	59.3660%	Fecal		CFU/100 mL	200	283.2	86400	-	15,694.4
5439000	10/27/1990	18	18	0.1782	3.21	7004	59.3660%	Fecal		CFU/100 mL	200	283.2	86400	-	15,694.4
5439000	11/4/1990	18	18	0.1782	3.21	7004	59.3660%	Fecal		CFU/100 mL	200	283.2	86400	-	15,694.4
5439000	11/3/1991	18	18	0.1782	3.21	7004	59.3660%	Fecal		CFU/100 mL	200	283.2	86400	-	15,694.4
5439000	5/28/1992	18	18	0.1782	3.21	7004	59.3660%	Fecal		CFU/100 mL	200	283.2	86400	-	15,694.4
5439000	5/29/1992	18	18	0.1782	3.21	7004	59.3660%	Fecal		CFU/100 mL	200	283.2	86400	-	15,694.4
5439000	5/30/1992	18	18	0.1782	3.21	7004	59.3660%	Fecal		CFU/100 mL	200	283.2	86400	-	15,694.4
5439000	5/31/1992	18	18	0.1782	3.21	7004	59.3660%	Fecal		CFU/100 mL	200	283.2	86400	-	15,694.4
5439000	6/3/1992	18	18	0.1782	3.21	7004	59.3660%	Fecal		CFU/100 mL	200	283.2	86400	-	15,694.4
5439000	6/4/1992	18	18	0.1782	3.21	7004	59.3660%	Fecal		CFU/100 mL	200	283.2	86400	-	15,694.4
5439000	8/2/1992	18	18	0.1782	3.21	7004	59.3660%	Fecal		CFU/100 mL	200	283.2	86400	-	15,694.4
5439000	8/21/1993	18	18	0.1782	3.21	7004	59.3660%	Fecal		CFU/100 mL	200	283.2	86400	-	15,694.4
5439000	8/22/1993	18	18	0.1782	3.21	7004	59.3660%	Fecal		CFU/100 mL	200	283.2	86400	-	15,694.4
5439000	9/9/1993	18	18	0.1782	3.21	7004	59.3660%	Fecal		CFU/100 mL	200	283.2	86400	-	15,694.4
5439000	1/16/1994	18	18	0.1782	3.21	7004	59.3660%	Fecal		CFU/100 mL	200	283.2	86400	-	15,694.4
5439000	1/17/1994	18	18	0.1782	3.21	7004	59.3660%	Fecal		CFU/100 mL	200	283.2	86400	-	15,694.4
5439000	2/7/1994	18	18	0.1782	3.21	7004	59.3660%	Fecal		CFU/100 mL	200	283.2	86400	-	15,694.4
5439000	2/8/1994	18	18	0.1782	3.21	7004	59.3660%	Fecal		CFU/100 mL	200	283.2	86400	-	15,694.4
5439000	2/9/1994	18	18	0.1782	3.21	7004	59.3660%	Fecal		CFU/100 mL	200	283.2	86400	-	15,694.4
5439000	2/10/1994	18	18	0.1782	3.21	7004	59.3660%	Fecal		CFU/100 mL	200	283.2	86400	-	15,694.4
5439000	2/11/1994	18	18	0.1782	3.21	7004	59.3660%	Fecal		CFU/100 mL	200	283.2	86400	-	15,694.4
5439000	2/12/1994	18	18	0.1782	3.21	7004	59.3660%	Fecal		CFU/100 mL	200	283.2	86400	-	15,694.4
5439000	2/13/1994	18	18	0.1782	3.21	7004	59.3660%	Fecal		CFU/100 mL	200	283.2	86400	-	15,694.4
5439000	10/8/1994	18	18	0.1782	3.21	7004	59.3660%	Fecal		CFU/100 mL	200	283.2	86400	-	15,694.4
5439000	10/9/1994	18	18	0.1782	3.21	7004	59.3660%	Fecal		CFU/100 mL	200	283.2	86400	-	15,694.4
5439000	12/16/1995	18	18	0.1782	3.21	7004	59.3660%	Fecal		CFU/100 mL	200	283.2	86400	-	15,694.4
5439000	2/15/1996	18	18	0.1782	3.21	7004	59.3660%	Fecal		CFU/100 mL	200	283.2	86400	-	15,694.4
5439000	3/2/1996	18	18	0.1782	3.21	7004	59.3660%	Fecal		CFU/100 mL	200	283.2	86400	-	15,694.4
5439000	4/27/1996	18	18	0.1782	3.21	7004	59.3660%	Fecal		CFU/100 mL	200	283.2	86400	-	15,694.4
5439000	12/30/1996	18	18	0.1782	3.21	7004	59.3660%	Fecal		CFU/100 mL	200	283.2	86400	-	15,694.4
5439000	12/31/1996	18	18	0.1782	3.21	7004	59.3660%	Fecal		CFU/100 mL	200	283.2	86400	-	15,694.4
5439000	1/18/1997	18	18	0.1782	3.21	7004	59.3660%	Fecal		CFU/100 mL	200	283.2	86400	-	15,694.4
5439000	1/28/1997	18	18	0.1782	3.21	7004	59.3660%	Fecal		CFU/100 mL	200	283.2	86400	-	15,694.4
5439000	1/29/1997	18	18	0.1782	3.21	7004	59.3660%	Fecal		CFU/100 mL	200	283.2	86400	-	15,694.4
5439000	1/31/1997	18	18	0.1782	3.21	7004	59.3660%	Fecal		CFU/100 mL	200	283.2	86400	-	15,694.4
5439000	2/1/1997	18	18	0.1782	3.21	7004	59.3660%	Fecal		CFU/100 mL	200	283.2	86400	-	15,694.4
5439000	2/13/1997	18	18	0.1782	3.21	7004	59.3660%	Fecal		CFU/100 mL	200	283.2	86400	-	15,694.4
5439000	2/15/1997	18	18	0.1782	3.21	7004	59.3660%	Fecal		CFU/100 mL	200	283.2	86400	-	15,694.4
5439000	7/4/1997	18	18	0.1782	3.21	7004	59.3660%	Fecal		CFU/100 mL	200	283.2	86400	-	15,694.4
5439000	7/8/1997	18	18	0.1782	3.21	7004	59.3660%	Fecal		CFU/100 mL	200	283.2	86400	-	15,694.4
5439000	1/29/1998	18	18	0.1782	3.21	7004	59.3660%	Fecal		CFU/100 mL	200	283.2	86400	-	15,694.4
5439000	1/30/1998	18	18	0.1782	3.21	7004	59.3660%	Fecal		CFU/100 mL	200	283.2	86400	-	15,694.4
5439000	7/21/1998	18	18	0.1782	3.21	7004	59.3660%	Fecal		CFU/100 mL	200	283.2	86400	-	15,694.4
5439000	8/7/1998	18	18	0.1782	3.21	7004	59.3660%	Fecal		CFU/100 mL	200	283.2	86400	-	15,694.4
5439000	10/5/1998	18	18	0.1782	3.21	7004	59.3660%	Fecal		CFU/100 mL	200	283.2	86400	-	15,694.4
5439000	3/29/2000	18	18	0.1782	3.21	7004	59.3660%	Fecal		CFU/100 mL	200	283.2	86400	-	15,694.4
5439000	8/3/2000	18	18	0.1782	3.21	7004	59.3660%	Fecal		CFU/100 mL	200	283.2	86400	-	15,694.4
5439000	9/11/2000	18	18	0.1782	3.21	7004	59.3660%	Fecal		CFU/100 mL	200	283.2	86400	-	15,694.4
5439000	10/9/2000	18	18	0.1782	3.21	7004	59.3660%	Fecal		CFU/100 mL	200	283.2	86400	-	15,694.4
5439000	11/8/2000	18	18	0.1782	3.21	7004	59.3660%	Fecal		CFU/100 mL	200	283.2	86400	-	15,694.4
5439000	11/23/2000	18	18	0.1782	3.21	7004	59.3660%	Fecal		CFU/100 mL	200	283.2	86400	-	15,694.4
5439000	11/25/2000	18	18	0.1782	3.21	7004	59.3660%	Fecal		CFU/100 mL	200	283.2	86400	-	15,694.4
5439000	11/29/2000	18	18	0.1782	3.21	7004	59.3660%	Fecal		CFU/100 mL	200	283.2	86400	-	15,694.4
5439000	12/1/2000	18	18	0.1782	3.21	7004	59.3660%	Fecal		CFU/100 mL	200	283.2	86400	-	15,694.4
5439000	12/2/2000	18	18	0.1782	3.21	7004	59.3660%	Fecal		CFU/100 mL	200	283.2	86400	-	15,694.4
5439000	12/5/2000	18	18	0.1782	3.21	7004	59.3660%	Fecal		CFU/100 mL	200	283.2	86400	-	15,694.4
5439000	12/6/2000	18	18	0.1782	3.21	7004	59.3660%	Fecal		CFU/100 mL	200	283.2	86400	-	15,694.4
5439000	9/24/2001	18	18	0.1782	3.21	7004	59.3660%	Fecal		CFU/100 mL	200	283.2	86400	-	15,694.4
5439000	3/15/2003	18	18	0.1782	3.21	7004	59.3660%	Fecal		CFU/100 mL	200	283.2	86400	-	15,694.4
5439000	1/30/2005	18	18	0.1782	3.21	7004	59.3660%	Fecal		CFU/100 mL	200	283.2	86400	-	15,694.4
5439000	1/15/2011	18	18	0.1782	3.21	7004	59.3660%	Fecal		CFU/100 mL	200	283.2	86400	-	15,694.4
5439000	1/20/2011	18	18	0.1782	3.21	7004	59.3660%	Fecal		CFU/100 mL	200	283.2	86400	-	15,694.4
5439000	1/30/2011	18	18	0.1782	3.21	7004	59.3660%	Fecal		CFU/100 mL	200	283.2	86400	-	15,694.4
5439000	8/6/2011	18	18	0.1782	3.21	7004	59.3660%	Fecal		CFU/100 mL	200	283.2	86400	-	15,694.4
5439000	9/30/2011	18	18	0.1782	3.21	7004	59.3660%	Fecal		CFU/100 mL	200	283.2	86400	-	15,694.4
5439000	7/27/2014	18	18	0.1782	3.21	7004	59.3660%	Fecal		CFU/100 mL	200	283.2	86400	-	15,694.4
5439000	11/12/2018	18	18	0.1782	3.21	7004	59.3660%	Fecal		CFU/100 mL	200	283.2	86400	-	15,694.4
5439000	7/9/2020	18	18	0.1782	3.21	7004	59.3660%	Fecal		CFU/100 mL	200	283.2	86400	-	15,694.4
5439000	11/5/2001	17.9	17.9	0.1782	3.19	7074	59.9593%	Fecal		CFU/100 mL	200	283.2	86400	-	15,607.2
5439000	7/6/2002	17.9	17.9	0.1782	3.19	7074	59.9593%	Fecal		CFU/100 mL	200	283.2	86400	-	15,607.2
5439000	7/20/2006	17.9	17.9	0.1782	3.19	7074	59.9593%	Fecal		CFU/100 mL	200	283.2	86400	-	15,607.2
5439000	1/30/2009	17.9	17.9	0.1782	3.19	7074	59.9593%	Fecal		CFU/100 mL	200	283.2	86400	-	15,607.2
5439000	2/1/2009	17.9	17.9	0.1782	3.19	7074	59.9593%	Fecal		CFU/100 mL	200	283.2	86400	-	15,607.2
5439000	8/9/2011	17.9	17.9	0.1782	3.19	7074	59.9593%	Fecal		CFU/100 mL	200	283.2	86400	-	15,607.2
5439000	12/4/2014	17.9	17.9	0.1782	3.19	7074	59.9593%	Fecal		CFU/100 mL	200	283.2	86400	-	15,607.2
5439000	4/10/2018	17.9	17.9	0.1782	3.19	7074	59.9593%	Fecal		CFU/100 mL	200	283.2	86400	-	15,607.2
5439000	10/24/2020	17.9	17.9	0.1782	3.19	7074	59.9593%	Fecal		CFU/100 mL	200	283.2	86400	-	15,607.2
5439000	1/12/2011	17.8	17.8	0.1782	3.17	7083	60.0356%	Fecal		CFU/100 mL	200	283.2	86400	-	15,520.0
5439000	5/31/2014	17.8	17.8	0.1782	3.17	7083	60.0356%	Fecal		CFU/100 mL	200	283.2	86400	-	15,520.0
5439000	4/27/2018	17.8	17.8	0.1782	3.17	7083	60.0356%	Fecal		CFU/100 mL	200	283.2	86400	-	15,520.0
5439000	11/17/2016	17.7	17.7	0.1782	3.15	7087	60.0695%	Fecal		CFU/100 mL	200	283.2	86400	-	15,432.8
5439000	4/26/2018	17.7	17.7	0.1782	3.15	7087	60.0695%	Fecal		CFU/100 mL	200	283.2	86400	-	15,432.8
5439000	12/13/2004	17.6	17.6	0.1782	3.14	7089	60.0865%	Fecal		CFU/100 mL	200	283.2	86400	-	15,345.7
5439000	9/23/2007	17.6	17.6	0.1782	3.14	7089	60.0865%	Fecal		CFU/100 mL	200	283.2	86400	-	15,345.7
5439000	10/2/2009	17.6	17.6	0.1782	3.14	7089	60.0865%	Fecal		CFU/100 mL	200	283.2	86400	-	15,345.7
5439000	12/17/2014	17.6	17.6	0.1782	3.14	7089	60.0865%	Fecal		CFU/100 mL	200	283.2	86400	-	15,345.7
5439000	12/17/2017	17.6	17.6	0.1782	3.14	7089	60.0865%	Fecal		CFU/100 mL	200	283.2	86400	-	15,345.7
5439000	7/7/2020	17.6	17.6	0.1782	3.14	7089	60.0865%	Fecal		CFU/100 mL	200	283.2	86400	-	15,345.7
5439000	3/14/2003	17.5	17.5	0.1782	3.12	7095	60.1373%	Fecal		CFU/100 mL	200	283.2	86400	-	15,258.5
5439000	1/2/2005	17.5	17.5	0.1782	3.12	7095	60.1373%	Fecal		CFU/100 mL	200	283.2	86400	-	15,258.5
5439000	5/25/2005	17.5	17.5	0.1782	3.12	7095	60.1373%	Fecal		CFU/100 mL	200	283.2	86400	-	15,258.5
5439000	1/30/2006	17.5	17.5	0.1782	3.12	7095	60.1373%	Fecal		CFU/100 mL	200	283.2	86400	-	15,258.5
5439000	8/5/2007	17.5	17.5	0.1782	3.12	7095	60.1373%	Fecal		CFU/100 mL	200	283.2	86400	-	15,258.5
5439000	8/16/2010	17.5	17.5	0.1782	3.12	7095	60.1373%	Fecal		CFU/100 mL	200	283.2	86400	-	15,258.5
5439000	8/27/2016	17.5	17.5	0.1782	3.12	7095	60.1373%	Fecal		CFU/100 mL	200	283.2	86400	-	15,258.5
5439000	11/16/2018	17.5	17.5	0.1782	3.12	7095	60.1373%	Fecal		CFU/100 mL	200	283.2	86400	-	15,258.5
5439000	7/6/2020	17.5	17.5	0.1782	3.12	7095	60.1373%	Fecal		CFU/100 mL	200	283.2	86400	-	15,258.5
5439000	3/18/2006	17.4	17.4	0.1782	3.10	7104	60.2136%	Fecal		CFU/100 mL	200	283.2	86400	-	15,171.3
5439000	5/24/2007	17.4	17.4	0.1782	3.10	7104	60.2136%	Fecal		CFU/100 mL	200	283.2	86400	-	15,171.3
5439000	12/20/2007	17.4	17.4	0.1782	3.10	7104	60.2136%	Fecal		CFU/100 mL	200	283.2	86400	-	15,171.3
5439000	7/20/2013	17.4	17.4	0.1782	3.10	7104	60.2136%	Fecal		CFU/100 mL	200	283.2	86400	-	15,171.3
5439000	12/30/2020	17.4	17.4	0.1782	3.10	7104	60.2136%	Fecal		CFU/100 mL	200	283.2	86400	-	15,171.3
5439000	9/24/1994	17.3	17.3	0.1782	3.08	7109	60.2560%	Fecal		CFU/100 mL	200	283.2	86400	-	15,084.1
5439000	4/28/2005	17.3	17.3	0.1782	3.08	7109	60.2560%	Fecal		CFU/100 mL	200	283.2	86400	-	15,084.1
5439000	4/15/2006	17.3	17.3	0.1782	3.08	7109	60.2560%	Fecal		CFU/100 mL	200	283.2	86400	-	15,084.1
5439000	7/30/2011	17.3	17.3	0.1782	3.08	7109	60.2560%	Fecal		CFU/100 mL	200	283.2	86400	-	15,084.1
5439000	7/31/2016	17.3	17.3	0.1782	3.08	7109	60.2560%	Fecal		CFU/100 mL	200	283.2	86400	-	15,084.1
5439000	3/14/2022	17.3	17.3	0.1459	2.52	7426	62.9429%	Fecal		CFU/100 mL	200	283.2	86400	-	12,354.9
5439000	7/14/2004	17.2	17.2	0.1782	3.06	7114	60.2984%	Fecal		CFU/100 mL	200	283.2	86400	-	14,996.9
5439000	1/31/2005	17.2	17.2	0.1782	3.06	7114	60.2984%	Fecal		CFU/100 mL	200	283.2	86400	-	14,996.9
5439000	7/2/2007	17.2	17.2	0.1782	3.06	7114	60.2984%	Fecal		CFU/100 mL	200	283.2	86400	-	14,996.9
5439000	9/3/2009	17.2	17.2	0.1782	3.06	7114	60.2984%	Fecal		CFU/100 mL	200	283.2	86400	-	14,996.9
5439000	5/12/2014	17.2	17.2	0.1782	3.06	7114	60.2984%	Fecal		CFU/100 mL	200	283.2	86400	-	14,996.9
5439000	8/5/2016	17.2	17.2	0.1782	3.06	7114	60.2984%	Fecal		CFU/100 mL	200	283.2	86400	-	14,996.9
5439000	7/7/2017	17.2	17.2	0.1782	3.06	7114	60.2984%	Fecal		CFU/100 mL	200	283.2	86400	-	14,996.9
5439000	1/29/2005	17.1	17.1	0.1782	3.05	7121	60.3577%	Fecal		CFU/100 mL	200	283.2	86400	-	14,909.7
5439000	5/16/2005	17.1	17.1	0.1782	3.05	7121	60.3577%	Fecal		CFU/100 mL	200	283.2	86400	-	14,909.7
5439000	3/10/2006	17.1	17.1	0.1782	3.05	7121	60.3577%	Fecal		CFU/100 mL	200	283.2	86400	-	14,909.7

Gage ID	Date	Discharge (CFS)	Gage Discharge (less Surrogate NPDES) (CFS)	Watershed Area Ratio	Calculated flow (CFS)	Rank	Flow Exceedance %	Parameter	Results	Units (mg or micro_gram	Limit/Standard	100mL/CF	sec/day	Actual Load (million colonies/day)	Allowable Load (million colonies/day)
5439000	8/7/2009	17.1	17.1	0.1782	3.05	7121	60.3577%	Fecal		CFU/100 mL	200	283.2	86400	-	14,909.7
5439000	6/18/2012	17.1	17.1	0.1782	3.05	7121	60.3577%	Fecal		CFU/100 mL	200	283.2	86400	-	14,909.7
5439000	10/22/2014	17.1	17.1	0.1782	3.05	7121	60.3577%	Fecal		CFU/100 mL	200	283.2	86400	-	14,909.7
5439000	12/14/2017	17.1	17.1	0.1782	3.05	7121	60.3577%	Fecal		CFU/100 mL	200	283.2	86400	-	14,909.7
5439000	10/26/1990	17	17	0.1782	3.03	7128	60.4170%	Fecal		CFU/100 mL	200	283.2	86400	-	14,822.5
5439000	6/29/1991	17	17	0.1782	3.03	7128	60.4170%	Fecal		CFU/100 mL	200	283.2	86400	-	14,822.5
5439000	7/5/1991	17	17	0.1782	3.03	7128	60.4170%	Fecal		CFU/100 mL	200	283.2	86400	-	14,822.5
5439000	9/4/1991	17	17	0.1782	3.03	7128	60.4170%	Fecal		CFU/100 mL	200	283.2	86400	-	14,822.5
5439000	6/1/1992	17	17	0.1782	3.03	7128	60.4170%	Fecal		CFU/100 mL	200	283.2	86400	-	14,822.5
5439000	6/2/1992	17	17	0.1782	3.03	7128	60.4170%	Fecal		CFU/100 mL	200	283.2	86400	-	14,822.5
5439000	10/15/1992	17	17	0.1782	3.03	7128	60.4170%	Fecal		CFU/100 mL	200	283.2	86400	-	14,822.5
5439000	1/18/1994	17	17	0.1782	3.03	7128	60.4170%	Fecal		CFU/100 mL	200	283.2	86400	-	14,822.5
5439000	1/19/1994	17	17	0.1782	3.03	7128	60.4170%	Fecal		CFU/100 mL	200	283.2	86400	-	14,822.5
5439000	1/20/1994	17	17	0.1782	3.03	7128	60.4170%	Fecal		CFU/100 mL	200	283.2	86400	-	14,822.5
5439000	7/17/1995	17	17	0.1782	3.03	7128	60.4170%	Fecal		CFU/100 mL	200	283.2	86400	-	14,822.5
5439000	11/8/1995	17	17	0.1782	3.03	7128	60.4170%	Fecal		CFU/100 mL	200	283.2	86400	-	14,822.5
5439000	1/21/1996	17	17	0.1782	3.03	7128	60.4170%	Fecal		CFU/100 mL	200	283.2	86400	-	14,822.5
5439000	4/28/1996	17	17	0.1782	3.03	7128	60.4170%	Fecal		CFU/100 mL	200	283.2	86400	-	14,822.5
5439000	9/8/1996	17	17	0.1782	3.03	7128	60.4170%	Fecal		CFU/100 mL	200	283.2	86400	-	14,822.5
5439000	10/29/1996	17	17	0.1782	3.03	7128	60.4170%	Fecal		CFU/100 mL	200	283.2	86400	-	14,822.5
5439000	1/30/1997	17	17	0.1782	3.03	7128	60.4170%	Fecal		CFU/100 mL	200	283.2	86400	-	14,822.5
5439000	2/14/1997	17	17	0.1782	3.03	7128	60.4170%	Fecal		CFU/100 mL	200	283.2	86400	-	14,822.5
5439000	7/5/1997	17	17	0.1782	3.03	7128	60.4170%	Fecal		CFU/100 mL	200	283.2	86400	-	14,822.5
5439000	8/6/1998	17	17	0.1782	3.03	7128	60.4170%	Fecal		CFU/100 mL	200	283.2	86400	-	14,822.5
5439000	8/28/1998	17	17	0.1782	3.03	7128	60.4170%	Fecal		CFU/100 mL	200	283.2	86400	-	14,822.5
5439000	9/14/1998	17	17	0.1782	3.03	7128	60.4170%	Fecal		CFU/100 mL	200	283.2	86400	-	14,822.5
5439000	10/2/1999	17	17	0.1782	3.03	7128	60.4170%	Fecal		CFU/100 mL	200	283.2	86400	-	14,822.5
5439000	4/1/2000	17	17	0.1782	3.03	7128	60.4170%	Fecal		CFU/100 mL	200	283.2	86400	-	14,822.5
5439000	4/2/2000	17	17	0.1782	3.03	7128	60.4170%	Fecal		CFU/100 mL	200	283.2	86400	-	14,822.5
5439000	4/3/2000	17	17	0.1782	3.03	7128	60.4170%	Fecal		CFU/100 mL	200	283.2	86400	-	14,822.5
5439000	4/7/2000	17	17	0.1782	3.03	7128	60.4170%	Fecal		CFU/100 mL	200	283.2	86400	-	14,822.5
5439000	7/24/2000	17	17	0.1782	3.03	7128	60.4170%	Fecal		CFU/100 mL	200	283.2	86400	-	14,822.5
5439000	8/17/2000	17	17	0.1782	3.03	7128	60.4170%	Fecal		CFU/100 mL	200	283.2	86400	-	14,822.5
5439000	10/10/2000	17	17	0.1782	3.03	7128	60.4170%	Fecal		CFU/100 mL	200	283.2	86400	-	14,822.5
5439000	11/24/2000	17	17	0.1782	3.03	7128	60.4170%	Fecal		CFU/100 mL	200	283.2	86400	-	14,822.5
5439000	11/28/2000	17	17	0.1782	3.03	7128	60.4170%	Fecal		CFU/100 mL	200	283.2	86400	-	14,822.5
5439000	11/30/2000	17	17	0.1782	3.03	7128	60.4170%	Fecal		CFU/100 mL	200	283.2	86400	-	14,822.5
5439000	12/3/2000	17	17	0.1782	3.03	7128	60.4170%	Fecal		CFU/100 mL	200	283.2	86400	-	14,822.5
5439000	12/10/2000	17	17	0.1782	3.03	7128	60.4170%	Fecal		CFU/100 mL	200	283.2	86400	-	14,822.5
5439000	7/2/2001	17	17	0.1782	3.03	7128	60.4170%	Fecal		CFU/100 mL	200	283.2	86400	-	14,822.5
5439000	7/4/2001	17	17	0.1782	3.03	7128	60.4170%	Fecal		CFU/100 mL	200	283.2	86400	-	14,822.5
5439000	8/4/2004	17	17	0.1782	3.03	7128	60.4170%	Fecal		CFU/100 mL	200	283.2	86400	-	14,822.5
5439000	1/25/2005	17	17	0.1782	3.03	7128	60.4170%	Fecal		CFU/100 mL	200	283.2	86400	-	14,822.5
5439000	12/16/2007	17	17	0.1782	3.03	7128	60.4170%	Fecal		CFU/100 mL	200	283.2	86400	-	14,822.5
5439000	1/14/2011	17	17	0.1782	3.03	7128	60.4170%	Fecal		CFU/100 mL	200	283.2	86400	-	14,822.5
5439000	1/16/2011	17	17	0.1782	3.03	7128	60.4170%	Fecal		CFU/100 mL	200	283.2	86400	-	14,822.5
5439000	1/21/2011	17	17	0.1782	3.03	7128	60.4170%	Fecal		CFU/100 mL	200	283.2	86400	-	14,822.5
5439000	1/24/2011	17	17	0.1782	3.03	7128	60.4170%	Fecal		CFU/100 mL	200	283.2	86400	-	14,822.5
5439000	1/25/2011	17	17	0.1782	3.03	7128	60.4170%	Fecal		CFU/100 mL	200	283.2	86400	-	14,822.5
5439000	1/29/2011	17	17	0.1782	3.03	7128	60.4170%	Fecal		CFU/100 mL	200	283.2	86400	-	14,822.5
5439000	11/6/2001	16.9	16.9	0.1782	3.01	7174	60.8069%	Fecal		CFU/100 mL	200	283.2	86400	-	14,735.3
5439000	11/21/2007	16.9	16.9	0.1782	3.01	7174	60.8069%	Fecal		CFU/100 mL	200	283.2	86400	-	14,735.3
5439000	9/18/2015	16.9	16.9	0.1782	3.01	7174	60.8069%	Fecal		CFU/100 mL	200	283.2	86400	-	14,735.3
5439000	9/4/2016	16.9	16.9	0.1782	3.01	7174	60.8069%	Fecal		CFU/100 mL	200	283.2	86400	-	14,735.3
5439000	11/14/2018	16.9	16.9	0.1782	3.01	7174	60.8069%	Fecal		CFU/100 mL	200	283.2	86400	-	14,735.3
5439000	9/10/2020	16.9	16.9	0.1782	3.01	7174	60.8069%	Fecal		CFU/100 mL	200	283.2	86400	-	14,735.3
5439000	6/15/2003	16.8	16.8	0.1782	2.99	7180	60.8578%	Fecal		CFU/100 mL	200	283.2	86400	-	14,648.1
5439000	5/26/2005	16.8	16.8	0.1782	2.99	7180	60.8578%	Fecal		CFU/100 mL	200	283.2	86400	-	14,648.1
5439000	9/24/2007	16.8	16.8	0.1782	2.99	7180	60.8578%	Fecal		CFU/100 mL	200	283.2	86400	-	14,648.1
5439000	9/26/2007	16.8	16.8	0.1782	2.99	7180	60.8578%	Fecal		CFU/100 mL	200	283.2	86400	-	14,648.1
5439000	7/3/2008	16.8	16.8	0.1782	2.99	7180	60.8578%	Fecal		CFU/100 mL	200	283.2	86400	-	14,648.1
5439000	7/14/2011	16.8	16.8	0.1782	2.99	7180	60.8578%	Fecal		CFU/100 mL	200	283.2	86400	-	14,648.1
5439000	7/27/2011	16.8	16.8	0.1782	2.99	7180	60.8578%	Fecal		CFU/100 mL	200	283.2	86400	-	14,648.1
5439000	6/3/2014	16.8	16.8	0.1782	2.99	7180	60.8578%	Fecal		CFU/100 mL	200	283.2	86400	-	14,648.1
5439000	8/1/2014	16.8	16.8	0.1782	2.99	7180	60.8578%	Fecal		CFU/100 mL	200	283.2	86400	-	14,648.1
5439000	12/9/2014	16.8	16.8	0.1782	2.99	7180	60.8578%	Fecal		CFU/100 mL	200	283.2	86400	-	14,648.1
5439000	4/14/2006	16.7	16.7	0.1782	2.98	7190	60.9425%	Fecal		CFU/100 mL	200	283.2	86400	-	14,560.9
5439000	9/25/2007	16.7	16.7	0.1782	2.98	7190	60.9425%	Fecal		CFU/100 mL	200	283.2	86400	-	14,560.9
5439000	1/17/2011	16.7	16.7	0.1782	2.98	7190	60.9425%	Fecal		CFU/100 mL	200	283.2	86400	-	14,560.9
5439000	11/6/2015	16.7	16.7	0.1782	2.98	7190	60.9425%	Fecal		CFU/100 mL	200	283.2	86400	-	14,560.9
5439000	8/29/2016	16.7	16.7	0.1782	2.98	7190	60.9425%	Fecal		CFU/100 mL	200	283.2	86400	-	14,560.9
5439000	12/18/2017	16.7	16.7	0.1782	2.98	7190	60.9425%	Fecal		CFU/100 mL	200	283.2	86400	-	14,560.9
5439000	7/21/1994	16.6	16.6	0.1782	2.96	7196	60.9934%	Fecal		CFU/100 mL	200	283.2	86400	-	14,473.7
5439000	10/19/2007	16.6	16.6	0.1782	2.96	7196	60.9934%	Fecal		CFU/100 mL	200	283.2	86400	-	14,473.7
5439000	12/2/2007	16.6	16.6	0.1782	2.96	7196	60.9934%	Fecal		CFU/100 mL	200	283.2	86400	-	14,473.7
5439000	7/19/2009	16.6	16.6	0.1782	2.96	7196	60.9934%	Fecal		CFU/100 mL	200	283.2	86400	-	14,473.7
5439000	7/18/2010	16.6	16.6	0.1782	2.96	7196	60.9934%	Fecal		CFU/100 mL	200	283.2	86400	-	14,473.7
5439000	11/1/2013	16.6	16.6	0.1782	2.96	7196	60.9934%	Fecal		CFU/100 mL	200	283.2	86400	-	14,473.7
5439000	8/19/2015	16.6	16.6	0.1782	2.96	7196	60.9934%	Fecal		CFU/100 mL	200	283.2	86400	-	14,473.7
5439000	8/11/2017	16.6	16.6	0.1782	2.96	7196	60.9934%	Fecal		CFU/100 mL	200	283.2	86400	-	14,473.7
5439000	11/14/2001	16.5	16.5	0.1782	2.94	7204	61.0612%	Fecal		CFU/100 mL	200	283.2	86400	-	14,386.5
5439000	12/30/2001	16.5	16.5	0.1782	2.94	7204	61.0612%	Fecal		CFU/100 mL	200	283.2	86400	-	14,386.5
5439000	8/5/2002	16.5	16.5	0.1782	2.94	7204	61.0612%	Fecal		CFU/100 mL	200	283.2	86400	-	14,386.5
5439000	7/22/2003	16.5	16.5	0.1782	2.94	7204	61.0612%	Fecal		CFU/100 mL	200	283.2	86400	-	14,386.5
5439000	4/30/2005	16.5	16.5	0.1782	2.94	7204	61.0612%	Fecal		CFU/100 mL	200	283.2	86400	-	14,386.5
5439000	4/13/2006	16.5	16.5	0.1782	2.94	7204	61.0612%	Fecal		CFU/100 mL	200	283.2	86400	-	14,386.5
5439000	7/23/2009	16.5	16.5	0.1782	2.94	7204	61.0612%	Fecal		CFU/100 mL	200	283.2	86400	-	14,386.5
5439000	7/23/2010	16.5	16.5	0.1782	2.94	7204	61.0612%	Fecal		CFU/100 mL	200	283.2	86400	-	14,386.5
5439000	6/4/2014	16.5	16.5	0.1782	2.94	7204	61.0612%	Fecal		CFU/100 mL	200	283.2	86400	-	14,386.5
5439000	11/18/2016	16.5	16.5	0.1782	2.94	7204	61.0612%	Fecal		CFU/100 mL	200	283.2	86400	-	14,386.5
5439000	2/14/2018	16.5	16.5	0.1782	2.94	7204	61.0612%	Fecal		CFU/100 mL	200	283.2	86400	-	14,386.5
5439000	10/16/2001	16.4	16.4	0.1782	2.92	7215	61.1544%	Fecal		CFU/100 mL	200	283.2	86400	-	14,299.4
5439000	4/29/2005	16.4	16.4	0.1782	2.92	7215	61.1544%	Fecal		CFU/100 mL	200	283.2	86400	-	14,299.4
5439000	5/9/1994	16.3	16.3	0.1782	2.90	7217	61.1714%	Fecal		CFU/100 mL	200	283.2	86400	-	14,212.2
5439000	7/28/2008	16.3	16.3	0.1782	2.90	7217	61.1714%	Fecal		CFU/100 mL	200	283.2	86400	-	14,212.2
5439000	9/2/2010	16.3	16.3	0.1782	2.90	7217	61.1714%	Fecal		CFU/100 mL	200	283.2	86400	-	14,212.2
5439000	1/26/2011	16.3	16.3	0.1782	2.90	7217	61.1714%	Fecal		CFU/100 mL	200	283.2	86400	-	14,212.2
5439000	12/19/2017	16.3	16.3	0.1782	2.90	7217	61.1714%	Fecal		CFU/100 mL	200	283.2	86400	-	14,212.2
5439000	11/17/2018	16.3	16.3	0.1782	2.90	7217	61.1714%	Fecal		CFU/100 mL	200	283.2	86400	-	14,212.2
5439000	8/4/2015	16.2	16.2	0.1782	2.89	7223	61.2222%	Fecal		CFU/100 mL	200	283.2	86400	-	14,125.0
5439000	7/26/2021	16.2	16.2	0.1782	2.89	7223	61.2222%	Fecal		CFU/100 mL	200	283.2	86400	-	14,125.0
5439000	8/12/1994	16.1	16.1	0.1782	2.87	7226	61.2477%	Fecal		CFU/100 mL	200	283.2	86400	-	14,037.8
5439000	11/2/2004	16.1	16.1	0.1782	2.87	7226	61.2477%	Fecal		CFU/100 mL	200	283.2	86400	-	14,037.8
5439000	2/1/2005	16.1	16.1	0.1782	2.87	7226	61.2477%	Fecal		CFU/100 mL	200	283.2	86400	-	14,037.8
5439000	1/22/2011	16.1	16.1	0.1782	2.87	7226	61.2477%	Fecal		CFU/100 mL	200	283.2	86400	-	14,037.8
5439000	1/23/2011	16.1	16.1	0.1782	2.87	7226	61.2477%	Fecal		CFU/100 mL	200	283.2	86400	-	14,037.8
5439000	7/16/2011	16.1	16.1	0.1782	2.87	7226	61.2477%	Fecal		CFU/100 mL	200	283.2	86400	-	14,037.8
5439000	5/15/2014	16.1	16.1	0.1782	2.87	7226	61.2477%	Fecal		CFU/100 mL	200	283.2	86400	-	14,037.8
5439000	12/22/2017	16.1	16.1	0.1782	2.87	7226	61.2477%	Fecal		CFU/100 mL	200	283.2	86400	-	14,037.8
5439000	12/19/2020	16.1	16.1	0.1782	2.87	7226	61.2477%	Fecal		CFU/100 mL	200	283.2	86400	-	14,037.8
5439000	9/21/1990	16	16	0.1782	2.85	7235	61.3240%	Fecal		CFU/100 mL	200	283.2	86400	-	13,950.6
5439000	10/13/1990	16	16	0.1782	2.85	7235	61.3240%	Fecal		CFU/100 mL	200	283.2	86400	-	13,950.6
5439000	7/2/1991	16	16	0.1782	2.85	7235	61.3240%	Fecal		CFU/100 mL	200	283.2	86400	-	13,950.6
5439000	10/31/1991	16	16	0.1782	2.85	7235	61.3240%	Fecal		CFU/100 mL	200	283.2	86400	-	13,950.6
5439000	6/6/1992	16	16	0.1782	2.85	7235	61.3240%	Fecal		CFU/100 mL	200	283.2	86400	-	13,950.6
5439000	7/21/1992	16	16	0.1782	2.85	7235	61.3240%	Fecal		CFU/100 mL	200	283.2	86400	-	13,950.6
5439000	7/26/1992	16	16	0.1782	2.85	7235	61.3240%	Fecal		CFU/100 mL	200	283.2	86400	-	13,950.6
5439000	9/19/1992	16	16	0.1782	2.85	7235	61.3240%	Fecal		CFU/100 mL	200	283.2	86400	-	13,950.6
5439000	10/2/1992	16	16	0.1782	2.85	7235	61.3240%	Fecal		CFU/100 mL	200	283.2	86400	-	13,950.6
5439000	10/3/1992	16	16	0.1782	2.85	7235	61.3240%	Fecal		CFU/100 mL	200	283.2	86400	-	13,950.6
5439000	9/12/1993	16	16	0.1782	2.85	7235	61.3240%	Fecal		CFU/100 mL	200	283.2	86400	-	13,950.6
5439000	10/10/1994	16	16	0.1782	2.85	7235	61.3240%	Fecal		CFU/100 mL	200	283.2	86400	-	13,950.6
5439000	12/17/1995	16	16	0.1782	2.85	7235	61.3240%	Fecal		CFU/100 mL	200	283.2	86400	-	13,950.6
5439000	2/27/1996	16	16	0.1782	2.85	7235	61.3240%	Fecal		CFU/100 mL	200	283.2	86400	-	13,950.6
5439000	3/24/1996	16	16	0.1782	2.85	7235	61.3240%	Fecal		CFU/100 mL	200	283.2	86400	-	13,950.6

Gage ID	Date	Discharge (CFS)	Gage Discharge (less Surrogate NPDES) (CFS)	Watershed Area Ratio	Calculated flow (CFS)	Rank	Flow Exceedance %	Parameter	Results	Units (mg or micro_gram	Limit/Standard	100mL/CF	sec/day	Actual Load (million colonies/day)	Allowable Load (million colonies/day)
5439000	3/29/1996	16	16	0.1782	2.85	7235	61.3240%	Fecal		CFU/100 mL	200	283.2	86400	-	13,950.6
5439000	9/2/1996	16	16	0.1782	2.85	7235	61.3240%	Fecal		CFU/100 mL	200	283.2	86400	-	13,950.6
5439000	9/3/1996	16	16	0.1782	2.85	7235	61.3240%	Fecal		CFU/100 mL	200	283.2	86400	-	13,950.6
5439000	7/23/1998	16	16	0.1782	2.85	7235	61.3240%	Fecal		CFU/100 mL	200	283.2	86400	-	13,950.6
5439000	12/25/1998	16	16	0.1782	2.85	7235	61.3240%	Fecal		CFU/100 mL	200	283.2	86400	-	13,950.6
5439000	7/11/1999	16	16	0.1782	2.85	7235	61.3240%	Fecal		CFU/100 mL	200	283.2	86400	-	13,950.6
5439000	10/6/1999	16	16	0.1782	2.85	7235	61.3240%	Fecal		CFU/100 mL	200	283.2	86400	-	13,950.6
5439000	3/30/2000	16	16	0.1782	2.85	7235	61.3240%	Fecal		CFU/100 mL	200	283.2	86400	-	13,950.6
5439000	4/4/2000	16	16	0.1782	2.85	7235	61.3240%	Fecal		CFU/100 mL	200	283.2	86400	-	13,950.6
5439000	4/6/2000	16	16	0.1782	2.85	7235	61.3240%	Fecal		CFU/100 mL	200	283.2	86400	-	13,950.6
5439000	4/12/2000	16	16	0.1782	2.85	7235	61.3240%	Fecal		CFU/100 mL	200	283.2	86400	-	13,950.6
5439000	4/15/2000	16	16	0.1782	2.85	7235	61.3240%	Fecal		CFU/100 mL	200	283.2	86400	-	13,950.6
5439000	9/25/2000	16	16	0.1782	2.85	7235	61.3240%	Fecal		CFU/100 mL	200	283.2	86400	-	13,950.6
5439000	1/15/2001	16	16	0.1782	2.85	7235	61.3240%	Fecal		CFU/100 mL	200	283.2	86400	-	13,950.6
5439000	1/26/2005	16	16	0.1782	2.85	7235	61.3240%	Fecal		CFU/100 mL	200	283.2	86400	-	13,950.6
5439000	1/28/2005	16	16	0.1782	2.85	7235	61.3240%	Fecal		CFU/100 mL	200	283.2	86400	-	13,950.6
5439000	3/9/2006	16	16	0.1782	2.85	7235	61.3240%	Fecal		CFU/100 mL	200	283.2	86400	-	13,950.6
5439000	12/17/2007	16	16	0.1782	2.85	7235	61.3240%	Fecal		CFU/100 mL	200	283.2	86400	-	13,950.6
5439000	7/22/2009	16	16	0.1782	2.85	7235	61.3240%	Fecal		CFU/100 mL	200	283.2	86400	-	13,950.6
5439000	7/26/2009	16	16	0.1782	2.85	7235	61.3240%	Fecal		CFU/100 mL	200	283.2	86400	-	13,950.6
5439000	1/13/2011	16	16	0.1782	2.85	7235	61.3240%	Fecal		CFU/100 mL	200	283.2	86400	-	13,950.6
5439000	1/27/2011	16	16	0.1782	2.85	7235	61.3240%	Fecal		CFU/100 mL	200	283.2	86400	-	13,950.6
5439000	1/28/2011	16	16	0.1782	2.85	7235	61.3240%	Fecal		CFU/100 mL	200	283.2	86400	-	13,950.6
5439000	1/31/2011	16	16	0.1782	2.85	7235	61.3240%	Fecal		CFU/100 mL	200	283.2	86400	-	13,950.6
5439000	12/22/2014	16	16	0.1782	2.85	7235	61.3240%	Fecal		CFU/100 mL	200	283.2	86400	-	13,950.6
5439000	9/21/2015	16	16	0.1782	2.85	7235	61.3240%	Fecal		CFU/100 mL	200	283.2	86400	-	13,950.6
5439000	11/13/2018	16	16	0.1782	2.85	7235	61.3240%	Fecal		CFU/100 mL	200	283.2	86400	-	13,950.6
5439000	12/31/2020	16	16	0.1782	2.85	7235	61.3240%	Fecal		CFU/100 mL	200	283.2	86400	-	13,950.6
5439000	11/30/2004	15.9	15.9	0.1782	2.83	7278	61.6884%	Fecal		CFU/100 mL	200	283.2	86400	-	13,863.4
5439000	5/17/2005	15.9	15.9	0.1782	2.83	7278	61.6884%	Fecal		CFU/100 mL	200	283.2	86400	-	13,863.4
5439000	5/27/2005	15.9	15.9	0.1782	2.83	7278	61.6884%	Fecal		CFU/100 mL	200	283.2	86400	-	13,863.4
5439000	10/24/2014	15.9	15.9	0.1782	2.83	7278	61.6884%	Fecal		CFU/100 mL	200	283.2	86400	-	13,863.4
5439000	2/27/2021	15.9	15.9	0.1782	2.83	7278	61.6884%	Fecal		CFU/100 mL	200	283.2	86400	-	13,863.4
5439000	6/21/1994	15.8	15.8	0.1782	2.82	7283	61.7308%	Fecal		CFU/100 mL	200	283.2	86400	-	13,776.2
5439000	11/11/2006	15.8	15.8	0.1782	2.82	7283	61.7308%	Fecal		CFU/100 mL	200	283.2	86400	-	13,776.2
5439000	5/25/2007	15.8	15.8	0.1782	2.82	7283	61.7308%	Fecal		CFU/100 mL	200	283.2	86400	-	13,776.2
5439000	6/8/2014	15.8	15.8	0.1782	2.82	7283	61.7308%	Fecal		CFU/100 mL	200	283.2	86400	-	13,776.2
5439000	12/5/2014	15.8	15.8	0.1782	2.82	7283	61.7308%	Fecal		CFU/100 mL	200	283.2	86400	-	13,776.2
5439000	11/15/2018	15.8	15.8	0.1782	2.82	7283	61.7308%	Fecal		CFU/100 mL	200	283.2	86400	-	13,776.2
5439000	10/29/2021	15.8	15.8	0.1782	2.82	7283	61.7308%	Fecal		CFU/100 mL	200	283.2	86400	-	13,776.2
5439000	7/20/1994	15.7	15.7	0.1782	2.80	7290	61.7901%	Fecal		CFU/100 mL	200	283.2	86400	-	13,689.0
5439000	11/7/2001	15.7	15.7	0.1782	2.80	7290	61.7901%	Fecal		CFU/100 mL	200	283.2	86400	-	13,689.0
5439000	5/1/2005	15.7	15.7	0.1782	2.80	7290	61.7901%	Fecal		CFU/100 mL	200	283.2	86400	-	13,689.0
5439000	8/8/2009	15.7	15.7	0.1782	2.80	7290	61.7901%	Fecal		CFU/100 mL	200	283.2	86400	-	13,689.0
5439000	7/15/2011	15.7	15.7	0.1782	2.80	7290	61.7901%	Fecal		CFU/100 mL	200	283.2	86400	-	13,689.0
5439000	10/25/2014	15.7	15.7	0.1782	2.80	7290	61.7901%	Fecal		CFU/100 mL	200	283.2	86400	-	13,689.0
5439000	12/19/2014	15.7	15.7	0.1782	2.80	7290	61.7901%	Fecal		CFU/100 mL	200	283.2	86400	-	13,689.0
5439000	11/4/2018	15.7	15.7	0.1782	2.80	7290	61.7901%	Fecal		CFU/100 mL	200	283.2	86400	-	13,689.0
5439000	6/18/1994	15.6	15.6	0.1782	2.78	7298	61.8579%	Fecal		CFU/100 mL	200	283.2	86400	-	13,601.8
5439000	12/18/2014	15.6	15.6	0.1782	2.78	7298	61.8579%	Fecal		CFU/100 mL	200	283.2	86400	-	13,601.8
5439000	7/19/1994	15.5	15.5	0.1782	2.76	7300	61.8749%	Fecal		CFU/100 mL	200	283.2	86400	-	13,514.6
5439000	11/8/2001	15.5	15.5	0.1782	2.76	7300	61.8749%	Fecal		CFU/100 mL	200	283.2	86400	-	13,514.6
5439000	12/1/2004	15.5	15.5	0.1782	2.76	7300	61.8749%	Fecal		CFU/100 mL	200	283.2	86400	-	13,514.6
5439000	12/14/2004	15.5	15.5	0.1782	2.76	7300	61.8749%	Fecal		CFU/100 mL	200	283.2	86400	-	13,514.6
5439000	5/28/2005	15.5	15.5	0.1782	2.76	7300	61.8749%	Fecal		CFU/100 mL	200	283.2	86400	-	13,514.6
5439000	10/3/2007	15.5	15.5	0.1782	2.76	7300	61.8749%	Fecal		CFU/100 mL	200	283.2	86400	-	13,514.6
5439000	8/3/2011	15.5	15.5	0.1782	2.76	7300	61.8749%	Fecal		CFU/100 mL	200	283.2	86400	-	13,514.6
5439000	8/18/2017	15.5	15.5	0.1782	2.76	7300	61.8749%	Fecal		CFU/100 mL	200	283.2	86400	-	13,514.6
5439000	12/23/2017	15.5	15.5	0.1782	2.76	7300	61.8749%	Fecal		CFU/100 mL	200	283.2	86400	-	13,514.6
5439000	4/28/2018	15.5	15.5	0.1782	2.76	7300	61.8749%	Fecal		CFU/100 mL	200	283.2	86400	-	13,514.6
5439000	7/19/2010	15.4	15.4	0.1782	2.74	7310	61.9597%	Fecal		CFU/100 mL	200	283.2	86400	-	13,427.4
5439000	12/8/2014	15.4	15.4	0.1782	2.74	7310	61.9597%	Fecal		CFU/100 mL	200	283.2	86400	-	13,427.4
5439000	7/14/2016	15.4	15.4	0.1782	2.74	7310	61.9597%	Fecal		CFU/100 mL	200	283.2	86400	-	13,427.4
5439000	12/28/2017	15.4	15.4	0.1782	2.74	7310	61.9597%	Fecal		CFU/100 mL	200	283.2	86400	-	13,427.4
5439000	2/13/2018	15.4	15.4	0.1782	2.74	7310	61.9597%	Fecal		CFU/100 mL	200	283.2	86400	-	13,427.4
5439000	11/10/2020	15.4	15.4	0.1782	2.74	7310	61.9597%	Fecal		CFU/100 mL	200	283.2	86400	-	13,427.4
5439000	7/7/2002	15.3	15.3	0.1782	2.73	7316	62.0105%	Fecal		CFU/100 mL	200	283.2	86400	-	13,340.3
5439000	9/5/2008	15.3	15.3	0.1782	2.73	7316	62.0105%	Fecal		CFU/100 mL	200	283.2	86400	-	13,340.3
5439000	2/24/2009	15.3	15.3	0.1782	2.73	7316	62.0105%	Fecal		CFU/100 mL	200	283.2	86400	-	13,340.3
5439000	9/8/2019	15.3	15.3	0.1782	2.73	7316	62.0105%	Fecal		CFU/100 mL	200	283.2	86400	-	13,340.3
5439000	1/1/2021	15.3	15.3	0.1782	2.73	7316	62.0105%	Fecal		CFU/100 mL	200	283.2	86400	-	13,340.3
5439000	5/10/1994	15.2	15.2	0.1782	2.71	7321	62.0529%	Fecal		CFU/100 mL	200	283.2	86400	-	13,253.1
5439000	3/20/2003	15.2	15.2	0.1782	2.71	7321	62.0529%	Fecal		CFU/100 mL	200	283.2	86400	-	13,253.1
5439000	9/27/2007	15.2	15.2	0.1782	2.71	7321	62.0529%	Fecal		CFU/100 mL	200	283.2	86400	-	13,253.1
5439000	10/1/2007	15.2	15.2	0.1782	2.71	7321	62.0529%	Fecal		CFU/100 mL	200	283.2	86400	-	13,253.1
5439000	6/16/2003	15.1	15.1	0.1782	2.69	7325	62.0868%	Fecal		CFU/100 mL	200	283.2	86400	-	13,165.9
5439000	8/2/2011	15.1	15.1	0.1782	2.69	7325	62.0868%	Fecal		CFU/100 mL	200	283.2	86400	-	13,165.9
5439000	12/1/2020	15.1	15.1	0.1782	2.69	7325	62.0868%	Fecal		CFU/100 mL	200	283.2	86400	-	13,165.9
5439000	9/3/1990	15	15	0.1782	2.67	7328	62.1122%	Fecal		CFU/100 mL	200	283.2	86400	-	13,078.7
5439000	11/2/1990	15	15	0.1782	2.67	7328	62.1122%	Fecal		CFU/100 mL	200	283.2	86400	-	13,078.7
5439000	7/6/1991	15	15	0.1782	2.67	7328	62.1122%	Fecal		CFU/100 mL	200	283.2	86400	-	13,078.7
5439000	10/5/1991	15	15	0.1782	2.67	7328	62.1122%	Fecal		CFU/100 mL	200	283.2	86400	-	13,078.7
5439000	11/4/1991	15	15	0.1782	2.67	7328	62.1122%	Fecal		CFU/100 mL	200	283.2	86400	-	13,078.7
5439000	6/7/1992	15	15	0.1782	2.67	7328	62.1122%	Fecal		CFU/100 mL	200	283.2	86400	-	13,078.7
5439000	10/8/1992	15	15	0.1782	2.67	7328	62.1122%	Fecal		CFU/100 mL	200	283.2	86400	-	13,078.7
5439000	10/9/1992	15	15	0.1782	2.67	7328	62.1122%	Fecal		CFU/100 mL	200	283.2	86400	-	13,078.7
5439000	10/16/1992	15	15	0.1782	2.67	7328	62.1122%	Fecal		CFU/100 mL	200	283.2	86400	-	13,078.7
5439000	9/10/1993	15	15	0.1782	2.67	7328	62.1122%	Fecal		CFU/100 mL	200	283.2	86400	-	13,078.7
5439000	7/18/1995	15	15	0.1782	2.67	7328	62.1122%	Fecal		CFU/100 mL	200	283.2	86400	-	13,078.7
5439000	7/21/1995	15	15	0.1782	2.67	7328	62.1122%	Fecal		CFU/100 mL	200	283.2	86400	-	13,078.7
5439000	11/9/1995	15	15	0.1782	2.67	7328	62.1122%	Fecal		CFU/100 mL	200	283.2	86400	-	13,078.7
5439000	1/22/1996	15	15	0.1782	2.67	7328	62.1122%	Fecal		CFU/100 mL	200	283.2	86400	-	13,078.7
5439000	3/3/1996	15	15	0.1782	2.67	7328	62.1122%	Fecal		CFU/100 mL	200	283.2	86400	-	13,078.7
5439000	9/4/1996	15	15	0.1782	2.67	7328	62.1122%	Fecal		CFU/100 mL	200	283.2	86400	-	13,078.7
5439000	7/24/1998	15	15	0.1782	2.67	7328	62.1122%	Fecal		CFU/100 mL	200	283.2	86400	-	13,078.7
5439000	9/15/1998	15	15	0.1782	2.67	7328	62.1122%	Fecal		CFU/100 mL	200	283.2	86400	-	13,078.7
5439000	12/26/1998	15	15	0.1782	2.67	7328	62.1122%	Fecal		CFU/100 mL	200	283.2	86400	-	13,078.7
5439000	12/6/1999	15	15	0.1782	2.67	7328	62.1122%	Fecal		CFU/100 mL	200	283.2	86400	-	13,078.7
5439000	3/31/2000	15	15	0.1782	2.67	7328	62.1122%	Fecal		CFU/100 mL	200	283.2	86400	-	13,078.7
5439000	4/5/2000	15	15	0.1782	2.67	7328	62.1122%	Fecal		CFU/100 mL	200	283.2	86400	-	13,078.7
5439000	4/13/2000	15	15	0.1782	2.67	7328	62.1122%	Fecal		CFU/100 mL	200	283.2	86400	-	13,078.7
5439000	4/14/2000	15	15	0.1782	2.67	7328	62.1122%	Fecal		CFU/100 mL	200	283.2	86400	-	13,078.7
5439000	7/25/2000	15	15	0.1782	2.67	7328	62.1122%	Fecal		CFU/100 mL	200	283.2	86400	-	13,078.7
5439000	8/11/2000	15	15	0.1782	2.67	7328	62.1122%	Fecal		CFU/100 mL	200	283.2	86400	-	13,078.7
5439000	10/11/2000	15	15	0.1782	2.67	7328	62.1122%	Fecal		CFU/100 mL	200	283.2	86400	-	13,078.7
5439000	12/9/2000	15	15	0.1782	2.67	7328	62.1122%	Fecal		CFU/100 mL	200	283.2	86400	-	13,078.7
5439000	1/16/2001	15	15	0.1782	2.67	7328	62.1122%	Fecal		CFU/100 mL	200	283.2	86400	-	13,078.7
5439000	1/5/2002	15	15	0.1782	2.67	7328	62.1122%	Fecal		CFU/100 mL	200	283.2	86400	-	13,078.7
5439000	1/6/2002	15	15	0.1782	2.67	7328	62.1122%	Fecal		CFU/100 mL	200	283.2	86400	-	13,078.7
5439000	1/27/2005	15	15	0.1782	2.67	7328	62.1122%	Fecal		CFU/100 mL	200	283.2	86400	-	13,078.7
5439000	6/4/2005	15	15	0.1782	2.67	7328	62.1122%	Fecal		CFU/100 mL	200	283.2	86400	-	13,078.7
5439000	12/18/2007	15	15	0.1782	2.67	7328	62.1122%	Fecal		CFU/100 mL	200	283.2	86400	-	13,078.7
5439000	2/4/2009	15	15	0.1782	2.67	7328	62.1122%	Fecal		CFU/100 mL	200	283.2	86400	-	13,078.7
5439000	7/20/2009	15	15	0.1782	2.67	7328	62.1122%	Fecal		CFU/100 mL	200	283.2	86400	-	13,078.7
5439000	2/23/2013	15	15	0.1782	2.67	7328	62.1122%	Fecal		CFU/100 mL	200	283.2	86400	-	13,078.7
5439000	7/28/2014	15	15	0.1782	2.67	7328	62.1122%	Fecal		CFU/100 mL	200	283.2	86400	-	13,078.7
5439000	8/4/2014	15	15	0.1782	2.67	7328	62.1122%	Fecal		CFU/100 mL	200	283.2	86400	-	13,078.7
5439000	12/18/2020	15	15	0.1782	2.67	7328	62.1122%	Fecal		CFU/100 mL	200	283.2	86400	-	13,078.7
5439000	10/28/2021	15	15	0.1782	2.67	7328	62.1122%	Fecal		CFU/100 mL	200	283.2	86400	-	13,078.7
5439000	5/11/1994	14.9	14.9	0.1782	2.65	7369	62.4597%	Fecal		CFU/100 mL	200	283.2	86400	-	12,991.5
5439000	8/16/1994	14.9	14.9	0.1782	2.65	7369	62.4597%	Fecal		CFU/100 mL	200	283.2	86400	-	12,991.5
5439000	1/9/2002	14.9	14.9	0.1782	2.65	7369	62.4597%	Fecal		CFU/100 mL	200	283.2	86400	-	12,991.5
5439000	5/2/2005	14.9	14.9	0.1782	2.65	7369	62.4597%	Fecal		CFU/100 mL	200	283.2	86400	-	12,991.5
5439000	5/18/2005	14.9	14.9	0.1782	2.65	7369	62.4597%	Fecal		CFU/100 mL	200	283.2	86400	-	12,991.5
5439000	9/4/2009	14.9	14.9	0.1782	2.65	7369	62.4597%	Fecal		CFU/100 mL	200	283.2	86400	-	12,991.5

Gage ID	Date	Discharge (CFS)	Gage Discharge (less Surrogate NPDES) (CFS)	Watershed Area Ratio	Calculated flow (CFS)	Rank	Flow Exceedance %	Parameter	Results	Units (mg or micro_gram	Limit/Standard	100mL/CF	sec/day	Actual Load (million colonies/day)	Allowable Load (million colonies/day)
5439000	7/21/2013	14.9	14.9	0.1782	2.65	7369	62.4597%	Fecal		CFU/100 mL	200	283.2	86400	-	12,991.5
5439000	11/11/2015	14.9	14.9	0.1782	2.65	7369	62.4597%	Fecal		CFU/100 mL	200	283.2	86400	-	12,991.5
5439000	7/23/2018	14.9	14.9	0.1782	2.65	7369	62.4597%	Fecal		CFU/100 mL	200	283.2	86400	-	12,991.5
5439000	3/11/2006	14.8	14.8	0.1782	2.64	7378	62.5360%	Fecal		CFU/100 mL	200	283.2	86400	-	12,904.3
5439000	5/14/2014	14.8	14.8	0.1782	2.64	7378	62.5360%	Fecal		CFU/100 mL	200	283.2	86400	-	12,904.3
5439000	11/4/2015	14.8	14.8	0.1782	2.64	7378	62.5360%	Fecal		CFU/100 mL	200	283.2	86400	-	12,904.3
5439000	12/21/2017	14.8	14.8	0.1782	2.64	7378	62.5360%	Fecal		CFU/100 mL	200	283.2	86400	-	12,904.3
5439000	10/22/2018	14.8	14.8	0.1782	2.64	7378	62.5360%	Fecal		CFU/100 mL	200	283.2	86400	-	12,904.3
5439000	5/12/1994	14.7	14.7	0.1782	2.62	7383	62.5784%	Fecal		CFU/100 mL	200	283.2	86400	-	12,817.1
5439000	7/22/1994	14.7	14.7	0.1782	2.62	7383	62.5784%	Fecal		CFU/100 mL	200	283.2	86400	-	12,817.1
5439000	12/18/2003	14.7	14.7	0.1782	2.62	7383	62.5784%	Fecal		CFU/100 mL	200	283.2	86400	-	12,817.1
5439000	12/20/2014	14.7	14.7	0.1782	2.62	7383	62.5784%	Fecal		CFU/100 mL	200	283.2	86400	-	12,817.1
5439000	10/28/2015	14.7	14.7	0.1782	2.62	7383	62.5784%	Fecal		CFU/100 mL	200	283.2	86400	-	12,817.1
5439000	12/20/2020	14.7	14.7	0.1782	2.62	7383	62.5784%	Fecal		CFU/100 mL	200	283.2	86400	-	12,817.1
5439000	10/13/2021	14.7	14.7	0.1782	2.62	7383	62.5784%	Fecal		CFU/100 mL	200	283.2	86400	-	12,817.1
5439000	11/9/2001	14.6	14.6	0.1782	2.60	7390	62.6377%	Fecal		CFU/100 mL	200	283.2	86400	-	12,729.9
5439000	7/7/2003	14.6	14.6	0.1782	2.60	7390	62.6377%	Fecal		CFU/100 mL	200	283.2	86400	-	12,729.9
5439000	2/2/2005	14.6	14.6	0.1782	2.60	7390	62.6377%	Fecal		CFU/100 mL	200	283.2	86400	-	12,729.9
5439000	8/17/2010	14.6	14.6	0.1782	2.60	7390	62.6377%	Fecal		CFU/100 mL	200	283.2	86400	-	12,729.9
5439000	6/19/2012	14.6	14.6	0.1782	2.60	7390	62.6377%	Fecal		CFU/100 mL	200	283.2	86400	-	12,729.9
5439000	7/7/2012	14.6	14.6	0.1782	2.60	7390	62.6377%	Fecal		CFU/100 mL	200	283.2	86400	-	12,729.9
5439000	10/23/2014	14.6	14.6	0.1782	2.60	7390	62.6377%	Fecal		CFU/100 mL	200	283.2	86400	-	12,729.9
5439000	11/24/2016	14.6	14.6	0.1782	2.60	7390	62.6377%	Fecal		CFU/100 mL	200	283.2	86400	-	12,729.9
5439000	8/12/2017	14.6	14.6	0.1782	2.60	7390	62.6377%	Fecal		CFU/100 mL	200	283.2	86400	-	12,729.9
5439000	6/18/2003	14.5	14.5	0.1782	2.58	7399	62.7140%	Fecal		CFU/100 mL	200	283.2	86400	-	12,642.7
5439000	7/15/2004	14.5	14.5	0.1782	2.58	7399	62.7140%	Fecal		CFU/100 mL	200	283.2	86400	-	12,642.7
5439000	2/24/2007	14.5	14.5	0.1782	2.58	7399	62.7140%	Fecal		CFU/100 mL	200	283.2	86400	-	12,642.7
5439000	2/25/2007	14.5	14.5	0.1782	2.58	7399	62.7140%	Fecal		CFU/100 mL	200	283.2	86400	-	12,642.7
5439000	11/18/2013	14.5	14.5	0.1782	2.58	7399	62.7140%	Fecal		CFU/100 mL	200	283.2	86400	-	12,642.7
5439000	8/18/2016	14.5	14.5	0.1782	2.58	7399	62.7140%	Fecal		CFU/100 mL	200	283.2	86400	-	12,642.7
5439000	9/23/2016	14.5	14.5	0.1782	2.58	7399	62.7140%	Fecal		CFU/100 mL	200	283.2	86400	-	12,642.7
5439000	12/20/2017	14.5	14.5	0.1782	2.58	7399	62.7140%	Fecal		CFU/100 mL	200	283.2	86400	-	12,642.7
5439000	5/15/1994	14.4	14.4	0.1782	2.57	7407	62.7818%	Fecal		CFU/100 mL	200	283.2	86400	-	12,555.5
5439000	1/4/2002	14.4	14.4	0.1782	2.57	7407	62.7818%	Fecal		CFU/100 mL	200	283.2	86400	-	12,555.5
5439000	7/17/2011	14.4	14.4	0.1782	2.57	7407	62.7818%	Fecal		CFU/100 mL	200	283.2	86400	-	12,555.5
5439000	12/21/2012	14.4	14.4	0.1782	2.57	7407	62.7818%	Fecal		CFU/100 mL	200	283.2	86400	-	12,555.5
5439000	10/4/2014	14.4	14.4	0.1782	2.57	7407	62.7818%	Fecal		CFU/100 mL	200	283.2	86400	-	12,555.5
5439000	3/19/2006	14.3	14.3	0.1782	2.55	7412	62.8242%	Fecal		CFU/100 mL	200	283.2	86400	-	12,468.3
5439000	10/27/2006	14.3	14.3	0.1782	2.55	7412	62.8242%	Fecal		CFU/100 mL	200	283.2	86400	-	12,468.3
5439000	7/7/2007	14.3	14.3	0.1782	2.55	7412	62.8242%	Fecal		CFU/100 mL	200	283.2	86400	-	12,468.3
5439000	7/21/2009	14.3	14.3	0.1782	2.55	7412	62.8242%	Fecal		CFU/100 mL	200	283.2	86400	-	12,468.3
5439000	10/3/2009	14.3	14.3	0.1782	2.55	7412	62.8242%	Fecal		CFU/100 mL	200	283.2	86400	-	12,468.3
5439000	10/26/2014	14.3	14.3	0.1782	2.55	7412	62.8242%	Fecal		CFU/100 mL	200	283.2	86400	-	12,468.3
5439000	7/24/2020	14.3	14.3	0.1782	2.55	7412	62.8242%	Fecal		CFU/100 mL	200	283.2	86400	-	12,468.3
5439000	12/2/2020	14.3	14.3	0.1782	2.55	7412	62.8242%	Fecal		CFU/100 mL	200	283.2	86400	-	12,468.3
5439000	1/10/2002	14.2	14.2	0.1782	2.53	7420	62.8920%	Fecal		CFU/100 mL	200	283.2	86400	-	12,381.2
5439000	9/28/2007	14.2	14.2	0.1782	2.53	7420	62.8920%	Fecal		CFU/100 mL	200	283.2	86400	-	12,381.2
5439000	7/20/2010	14.2	14.2	0.1782	2.53	7420	62.8920%	Fecal		CFU/100 mL	200	283.2	86400	-	12,381.2
5439000	8/10/2011	14.2	14.2	0.1782	2.53	7420	62.8920%	Fecal		CFU/100 mL	200	283.2	86400	-	12,381.2
5439000	12/6/2014	14.2	14.2	0.1782	2.53	7420	62.8920%	Fecal		CFU/100 mL	200	283.2	86400	-	12,381.2
5439000	1/2/2021	14.2	14.2	0.1782	2.53	7420	62.8920%	Fecal		CFU/100 mL	200	283.2	86400	-	12,381.2
5439000	8/25/2002	14.1	14.1	0.1782	2.51	7427	62.9513%	Fecal		CFU/100 mL	200	283.2	86400	-	12,294.0
5439000	12/17/2003	14.1	14.1	0.1782	2.51	7427	62.9513%	Fecal		CFU/100 mL	200	283.2	86400	-	12,294.0
5439000	8/22/2009	14.1	14.1	0.1782	2.51	7427	62.9513%	Fecal		CFU/100 mL	200	283.2	86400	-	12,294.0
5439000	8/24/2014	14.1	14.1	0.1782	2.51	7427	62.9513%	Fecal		CFU/100 mL	200	283.2	86400	-	12,294.0
5439000	9/4/1990	14	14	0.1782	2.49	7431	62.9853%	Fecal		CFU/100 mL	200	283.2	86400	-	12,206.8
5439000	10/28/1990	14	14	0.1782	2.49	7431	62.9853%	Fecal		CFU/100 mL	200	283.2	86400	-	12,206.8
5439000	7/7/1991	14	14	0.1782	2.49	7431	62.9853%	Fecal		CFU/100 mL	200	283.2	86400	-	12,206.8
5439000	9/14/1991	14	14	0.1782	2.49	7431	62.9853%	Fecal		CFU/100 mL	200	283.2	86400	-	12,206.8
5439000	10/29/1991	14	14	0.1782	2.49	7431	62.9853%	Fecal		CFU/100 mL	200	283.2	86400	-	12,206.8
5439000	6/15/1992	14	14	0.1782	2.49	7431	62.9853%	Fecal		CFU/100 mL	200	283.2	86400	-	12,206.8
5439000	6/18/1992	14	14	0.1782	2.49	7431	62.9853%	Fecal		CFU/100 mL	200	283.2	86400	-	12,206.8
5439000	7/22/1992	14	14	0.1782	2.49	7431	62.9853%	Fecal		CFU/100 mL	200	283.2	86400	-	12,206.8
5439000	8/4/1992	14	14	0.1782	2.49	7431	62.9853%	Fecal		CFU/100 mL	200	283.2	86400	-	12,206.8
5439000	10/4/1992	14	14	0.1782	2.49	7431	62.9853%	Fecal		CFU/100 mL	200	283.2	86400	-	12,206.8
5439000	10/5/1992	14	14	0.1782	2.49	7431	62.9853%	Fecal		CFU/100 mL	200	283.2	86400	-	12,206.8
5439000	10/6/1992	14	14	0.1782	2.49	7431	62.9853%	Fecal		CFU/100 mL	200	283.2	86400	-	12,206.8
5439000	10/10/1992	14	14	0.1782	2.49	7431	62.9853%	Fecal		CFU/100 mL	200	283.2	86400	-	12,206.8
5439000	7/26/1995	14	14	0.1782	2.49	7431	62.9853%	Fecal		CFU/100 mL	200	283.2	86400	-	12,206.8
5439000	1/23/1996	14	14	0.1782	2.49	7431	62.9853%	Fecal		CFU/100 mL	200	283.2	86400	-	12,206.8
5439000	1/24/1996	14	14	0.1782	2.49	7431	62.9853%	Fecal		CFU/100 mL	200	283.2	86400	-	12,206.8
5439000	1/25/1996	14	14	0.1782	2.49	7431	62.9853%	Fecal		CFU/100 mL	200	283.2	86400	-	12,206.8
5439000	3/30/1996	14	14	0.1782	2.49	7431	62.9853%	Fecal		CFU/100 mL	200	283.2	86400	-	12,206.8
5439000	3/31/1996	14	14	0.1782	2.49	7431	62.9853%	Fecal		CFU/100 mL	200	283.2	86400	-	12,206.8
5439000	4/1/1996	14	14	0.1782	2.49	7431	62.9853%	Fecal		CFU/100 mL	200	283.2	86400	-	12,206.8
5439000	4/2/1996	14	14	0.1782	2.49	7431	62.9853%	Fecal		CFU/100 mL	200	283.2	86400	-	12,206.8
5439000	9/28/1996	14	14	0.1782	2.49	7431	62.9853%	Fecal		CFU/100 mL	200	283.2	86400	-	12,206.8
5439000	7/6/1997	14	14	0.1782	2.49	7431	62.9853%	Fecal		CFU/100 mL	200	283.2	86400	-	12,206.8
5439000	7/7/1997	14	14	0.1782	2.49	7431	62.9853%	Fecal		CFU/100 mL	200	283.2	86400	-	12,206.8
5439000	7/9/1997	14	14	0.1782	2.49	7431	62.9853%	Fecal		CFU/100 mL	200	283.2	86400	-	12,206.8
5439000	8/18/1997	14	14	0.1782	2.49	7431	62.9853%	Fecal		CFU/100 mL	200	283.2	86400	-	12,206.8
5439000	7/12/1999	14	14	0.1782	2.49	7431	62.9853%	Fecal		CFU/100 mL	200	283.2	86400	-	12,206.8
5439000	7/26/1999	14	14	0.1782	2.49	7431	62.9853%	Fecal		CFU/100 mL	200	283.2	86400	-	12,206.8
5439000	10/12/2000	14	14	0.1782	2.49	7431	62.9853%	Fecal		CFU/100 mL	200	283.2	86400	-	12,206.8
5439000	10/14/2000	14	14	0.1782	2.49	7431	62.9853%	Fecal		CFU/100 mL	200	283.2	86400	-	12,206.8
5439000	7/5/2001	14	14	0.1782	2.49	7431	62.9853%	Fecal		CFU/100 mL	200	283.2	86400	-	12,206.8
5439000	12/31/2001	14	14	0.1782	2.49	7431	62.9853%	Fecal		CFU/100 mL	200	283.2	86400	-	12,206.8
5439000	1/3/2005	14	14	0.1782	2.49	7431	62.9853%	Fecal		CFU/100 mL	200	283.2	86400	-	12,206.8
5439000	12/19/2007	14	14	0.1782	2.49	7431	62.9853%	Fecal		CFU/100 mL	200	283.2	86400	-	12,206.8
5439000	8/18/2010	14	14	0.1782	2.49	7431	62.9853%	Fecal		CFU/100 mL	200	283.2	86400	-	12,206.8
5439000	8/8/2011	14	14	0.1782	2.49	7431	62.9853%	Fecal		CFU/100 mL	200	283.2	86400	-	12,206.8
5439000	11/7/2013	14	14	0.1782	2.49	7431	62.9853%	Fecal		CFU/100 mL	200	283.2	86400	-	12,206.8
5439000	8/11/2015	14	14	0.1782	2.49	7431	62.9853%	Fecal		CFU/100 mL	200	283.2	86400	-	12,206.8
5439000	5/14/1994	13.9	13.9	0.1782	2.48	7469	63.3073%	Fecal		CFU/100 mL	200	283.2	86400	-	12,119.6
5439000	6/21/2003	13.9	13.9	0.1782	2.48	7469	63.3073%	Fecal		CFU/100 mL	200	283.2	86400	-	12,119.6
5439000	12/15/2004	13.9	13.9	0.1782	2.48	7469	63.3073%	Fecal		CFU/100 mL	200	283.2	86400	-	12,119.6
5439000	5/29/2005	13.9	13.9	0.1782	2.48	7469	63.3073%	Fecal		CFU/100 mL	200	283.2	86400	-	12,119.6
5439000	10/2/2007	13.9	13.9	0.1782	2.48	7469	63.3073%	Fecal		CFU/100 mL	200	283.2	86400	-	12,119.6
5439000	10/15/2009	13.9	13.9	0.1782	2.48	7469	63.3073%	Fecal		CFU/100 mL	200	283.2	86400	-	12,119.6
5439000	7/29/2014	13.9	13.9	0.1782	2.48	7469	63.3073%	Fecal		CFU/100 mL	200	283.2	86400	-	12,119.6
5439000	8/9/2014	13.9	13.9	0.1782	2.48	7469	63.3073%	Fecal		CFU/100 mL	200	283.2	86400	-	12,119.6
5439000	7/15/2017	13.9	13.9	0.1782	2.48	7469	63.3073%	Fecal		CFU/100 mL	200	283.2	86400	-	12,119.6
5439000	5/24/1994	13.8	13.8	0.1782	2.46	7478	63.3836%	Fecal		CFU/100 mL	200	283.2	86400	-	12,032.4
5439000	6/17/2003	13.8	13.8	0.1782	2.46	7478	63.3836%	Fecal		CFU/100 mL	200	283.2	86400	-	12,032.4
5439000	12/21/2014	13.8	13.8	0.1782	2.46	7478	63.3836%	Fecal		CFU/100 mL	200	283.2	86400	-	12,032.4
5439000	7/8/2017	13.8	13.8	0.1782	2.46	7478	63.3836%	Fecal		CFU/100 mL	200	283.2	86400	-	12,032.4
5439000	10/23/2018	13.8	13.8	0.1782	2.46	7478	63.3836%	Fecal		CFU/100 mL	200	283.2	86400	-	12,032.4
5439000	8/27/2019	13.8	13.8	0.1782	2.46	7478	63.3836%	Fecal		CFU/100 mL	200	283.2	86400	-	12,032.4
5439000	7/28/2021	13.8	13.8	0.1782	2.46	7478	63.3836%	Fecal		CFU/100 mL	200	283.2	86400	-	12,032.4
5439000	8/22/1994	13.7	13.7	0.1782	2.44	7485	63.4430%	Fecal		CFU/100 mL	200	283.2	86400	-	11,945.2
5439000	11/10/2001	13.7	13.7	0.1782	2.44	7485	63.4430%	Fecal		CFU/100 mL	200	283.2	86400	-	11,945.2
5439000	5/3/2005	13.7	13.7	0.1782	2.44	7485	63.4430%	Fecal		CFU/100 mL	200	283.2	86400	-	11,945.2
5439000	7/4/2008	13.7	13.7	0.1782	2.44	7485	63.4430%	Fecal		CFU/100 mL	200	283.2	86400	-	11,945.2
5439000	7/28/2009	13.7	13.7	0.1782	2.44	7485	63.4430%	Fecal		CFU/100 mL	200	283.2	86400	-	11,945.2
5439000	8/26/2011	13.7	13.7	0.1782	2.44	7485	63.4430%	Fecal		CFU/100 mL	200	283.2	86400	-	11,945.2
5439000	12/21/2020	13.7	13.7	0.1782	2.44	7485	63.4430%	Fecal		CFU/100 mL	200	283.2	86400	-	11,945.2
5439000	11/15/2001	13.6	13.6	0.1782	2.42	7492	63.5023%	Fecal		CFU/100 mL	200	283.2	86400	-	11,858.0
5439000	10/22/2006	13.6	13.6	0.1782	2.42	7492	63.5023%	Fecal		CFU/100 mL	200	283.2	86400	-	11,858.0
5439000	8/5/2015	13.6	13.6	0.1782	2.42	7492	63.5023%	Fecal		CFU/100 mL	200	283.2	86400	-	11,858.0
5439000	10/31/2018	13.6	13.6	0.1782	2.42	7492	63.5023%	Fecal		CFU/100 mL	200	283.2	86400	-	11,858.0
5439000	11/18/2018	13.6	13.6	0.1782	2.42	7492	63.5023%	Fecal		CFU/100 mL	200	283.2	86400	-	11,858.0
5439000	11/16/2001	13.5	13.5	0.1782	2.41	7497	63.5447%	Fecal		CFU/100 mL	200	283.2	86400	-	11,770.8
5439000	1/7/2002	13.5	13.5	0.1782	2.41	7497	63.5447%	Fecal		CFU/100 mL	200	283.2	86400	-	11,770.8
5439000	10/26/2006	13.5	13.5	0.1782	2.41	7497	63.5447%	Fecal		CFU/100 mL	200	283.2	86400	-	11,770.8
5439000	10/17/2007	13.5	13.5	0.1782	2.41	7497	63.5447%	Fecal		CFU/100 mL	200	283.2	86400	-	11,770.8

Gage ID	Date	Discharge (CFS)	Gage Discharge (less Surrogate NPDES) (CFS)	Watershed Area Ratio	Calculated flow (CFS)	Rank	Flow Exceedance %	Parameter	Results	Units (mg or micro_gram	Limit/Standard	100mL/CF	sec/day	Actual Load (million colonies/day)	Allowable Load (million colonies/day)
5439000	1/12/2013	13.5	13.5	0.1782	2.41	7497	63.5447%	Fecal		CFU/100 mL	200	283.2	86400	-	11,770.8
5439000	5/1/2018	13.5	13.5	0.1782	2.41	7497	63.5447%	Fecal		CFU/100 mL	200	283.2	86400	-	11,770.8
5439000	5/13/1994	13.4	13.4	0.1782	2.39	7503	63.5955%	Fecal		CFU/100 mL	200	283.2	86400	-	11,683.6
5439000	11/11/2001	13.4	13.4	0.1782	2.39	7503	63.5955%	Fecal		CFU/100 mL	200	283.2	86400	-	11,683.6
5439000	7/8/2002	13.4	13.4	0.1782	2.39	7503	63.5955%	Fecal		CFU/100 mL	200	283.2	86400	-	11,683.6
5439000	7/31/2011	13.4	13.4	0.1782	2.39	7503	63.5955%	Fecal		CFU/100 mL	200	283.2	86400	-	11,683.6
5439000	10/28/2014	13.4	13.4	0.1782	2.39	7503	63.5955%	Fecal		CFU/100 mL	200	283.2	86400	-	11,683.6
5439000	12/15/2014	13.4	13.4	0.1782	2.39	7503	63.5955%	Fecal		CFU/100 mL	200	283.2	86400	-	11,683.6
5439000	7/27/2021	13.4	13.4	0.1782	2.39	7503	63.5955%	Fecal		CFU/100 mL	200	283.2	86400	-	11,683.6
5439000	8/15/2002	13.3	13.3	0.1782	2.37	7510	63.6549%	Fecal		CFU/100 mL	200	283.2	86400	-	11,596.4
5439000	3/18/2003	13.3	13.3	0.1782	2.37	7510	63.6549%	Fecal		CFU/100 mL	200	283.2	86400	-	11,596.4
5439000	10/1/2011	13.3	13.3	0.1782	2.37	7510	63.6549%	Fecal		CFU/100 mL	200	283.2	86400	-	11,596.4
5439000	10/20/2012	13.3	13.3	0.1782	2.37	7510	63.6549%	Fecal		CFU/100 mL	200	283.2	86400	-	11,596.4
5439000	7/22/2013	13.3	13.3	0.1782	2.37	7510	63.6549%	Fecal		CFU/100 mL	200	283.2	86400	-	11,596.4
5439000	5/11/2014	13.3	13.3	0.1782	2.37	7510	63.6549%	Fecal		CFU/100 mL	200	283.2	86400	-	11,596.4
5439000	8/29/2014	13.3	13.3	0.1782	2.37	7510	63.6549%	Fecal		CFU/100 mL	200	283.2	86400	-	11,596.4
5439000	2/1/2018	13.3	13.3	0.1782	2.37	7510	63.6549%	Fecal		CFU/100 mL	200	283.2	86400	-	11,596.4
5439000	7/30/2021	13.3	13.3	0.1782	2.37	7510	63.6549%	Fecal		CFU/100 mL	200	283.2	86400	-	11,596.4
5439000	7/27/2009	13.2	13.2	0.1782	2.35	7519	63.7311%	Fecal		CFU/100 mL	200	283.2	86400	-	11,509.2
5439000	1/13/2002	13.1	13.1	0.1782	2.33	7520	63.7396%	Fecal		CFU/100 mL	200	283.2	86400	-	11,422.0
5439000	3/13/2003	13.1	13.1	0.1782	2.33	7520	63.7396%	Fecal		CFU/100 mL	200	283.2	86400	-	11,422.0
5439000	7/7/2006	13.1	13.1	0.1782	2.33	7520	63.7396%	Fecal		CFU/100 mL	200	283.2	86400	-	11,422.0
5439000	9/5/2009	13.1	13.1	0.1782	2.33	7520	63.7396%	Fecal		CFU/100 mL	200	283.2	86400	-	11,422.0
5439000	7/18/2011	13.1	13.1	0.1782	2.33	7520	63.7396%	Fecal		CFU/100 mL	200	283.2	86400	-	11,422.0
5439000	7/23/2013	13.1	13.1	0.1782	2.33	7520	63.7396%	Fecal		CFU/100 mL	200	283.2	86400	-	11,422.0
5439000	7/29/2019	13.1	13.1	0.1782	2.33	7520	63.7396%	Fecal		CFU/100 mL	200	283.2	86400	-	11,422.0
5439000	1/3/1990	13	13	0.1782	2.32	7527	63.7989%	Fecal		CFU/100 mL	200	283.2	86400	-	11,334.9
5439000	1/14/1990	13	13	0.1782	2.32	7527	63.7989%	Fecal		CFU/100 mL	200	283.2	86400	-	11,334.9
5439000	1/15/1990	13	13	0.1782	2.32	7527	63.7989%	Fecal		CFU/100 mL	200	283.2	86400	-	11,334.9
5439000	9/5/1990	13	13	0.1782	2.32	7527	63.7989%	Fecal		CFU/100 mL	200	283.2	86400	-	11,334.9
5439000	9/8/1990	13	13	0.1782	2.32	7527	63.7989%	Fecal		CFU/100 mL	200	283.2	86400	-	11,334.9
5439000	10/31/1990	13	13	0.1782	2.32	7527	63.7989%	Fecal		CFU/100 mL	200	283.2	86400	-	11,334.9
5439000	11/1/1990	13	13	0.1782	2.32	7527	63.7989%	Fecal		CFU/100 mL	200	283.2	86400	-	11,334.9
5439000	10/6/1991	13	13	0.1782	2.32	7527	63.7989%	Fecal		CFU/100 mL	200	283.2	86400	-	11,334.9
5439000	6/8/1992	13	13	0.1782	2.32	7527	63.7989%	Fecal		CFU/100 mL	200	283.2	86400	-	11,334.9
5439000	6/9/1992	13	13	0.1782	2.32	7527	63.7989%	Fecal		CFU/100 mL	200	283.2	86400	-	11,334.9
5439000	6/14/1992	13	13	0.1782	2.32	7527	63.7989%	Fecal		CFU/100 mL	200	283.2	86400	-	11,334.9
5439000	6/16/1992	13	13	0.1782	2.32	7527	63.7989%	Fecal		CFU/100 mL	200	283.2	86400	-	11,334.9
5439000	7/3/1992	13	13	0.1782	2.32	7527	63.7989%	Fecal		CFU/100 mL	200	283.2	86400	-	11,334.9
5439000	7/27/1992	13	13	0.1782	2.32	7527	63.7989%	Fecal		CFU/100 mL	200	283.2	86400	-	11,334.9
5439000	7/28/1992	13	13	0.1782	2.32	7527	63.7989%	Fecal		CFU/100 mL	200	283.2	86400	-	11,334.9
5439000	10/7/1992	13	13	0.1782	2.32	7527	63.7989%	Fecal		CFU/100 mL	200	283.2	86400	-	11,334.9
5439000	10/11/1994	13	13	0.1782	2.32	7527	63.7989%	Fecal		CFU/100 mL	200	283.2	86400	-	11,334.9
5439000	7/19/1995	13	13	0.1782	2.32	7527	63.7989%	Fecal		CFU/100 mL	200	283.2	86400	-	11,334.9
5439000	7/22/1995	13	13	0.1782	2.32	7527	63.7989%	Fecal		CFU/100 mL	200	283.2	86400	-	11,334.9
5439000	7/23/1995	13	13	0.1782	2.32	7527	63.7989%	Fecal		CFU/100 mL	200	283.2	86400	-	11,334.9
5439000	7/24/1995	13	13	0.1782	2.32	7527	63.7989%	Fecal		CFU/100 mL	200	283.2	86400	-	11,334.9
5439000	12/18/1995	13	13	0.1782	2.32	7527	63.7989%	Fecal		CFU/100 mL	200	283.2	86400	-	11,334.9
5439000	1/16/1996	13	13	0.1782	2.32	7527	63.7989%	Fecal		CFU/100 mL	200	283.2	86400	-	11,334.9
5439000	2/8/1996	13	13	0.1782	2.32	7527	63.7989%	Fecal		CFU/100 mL	200	283.2	86400	-	11,334.9
5439000	3/4/1996	13	13	0.1782	2.32	7527	63.7989%	Fecal		CFU/100 mL	200	283.2	86400	-	11,334.9
5439000	4/3/1996	13	13	0.1782	2.32	7527	63.7989%	Fecal		CFU/100 mL	200	283.2	86400	-	11,334.9
5439000	9/5/1996	13	13	0.1782	2.32	7527	63.7989%	Fecal		CFU/100 mL	200	283.2	86400	-	11,334.9
5439000	10/31/1996	13	13	0.1782	2.32	7527	63.7989%	Fecal		CFU/100 mL	200	283.2	86400	-	11,334.9
5439000	9/17/1997	13	13	0.1782	2.32	7527	63.7989%	Fecal		CFU/100 mL	200	283.2	86400	-	11,334.9
5439000	12/27/1998	13	13	0.1782	2.32	7527	63.7989%	Fecal		CFU/100 mL	200	283.2	86400	-	11,334.9
5439000	7/25/1999	13	13	0.1782	2.32	7527	63.7989%	Fecal		CFU/100 mL	200	283.2	86400	-	11,334.9
5439000	7/26/2000	13	13	0.1782	2.32	7527	63.7989%	Fecal		CFU/100 mL	200	283.2	86400	-	11,334.9
5439000	10/13/2000	13	13	0.1782	2.32	7527	63.7989%	Fecal		CFU/100 mL	200	283.2	86400	-	11,334.9
5439000	10/15/2000	13	13	0.1782	2.32	7527	63.7989%	Fecal		CFU/100 mL	200	283.2	86400	-	11,334.9
5439000	10/16/2000	13	13	0.1782	2.32	7527	63.7989%	Fecal		CFU/100 mL	200	283.2	86400	-	11,334.9
5439000	11/6/2000	13	13	0.1782	2.32	7527	63.7989%	Fecal		CFU/100 mL	200	283.2	86400	-	11,334.9
5439000	1/17/2001	13	13	0.1782	2.32	7527	63.7989%	Fecal		CFU/100 mL	200	283.2	86400	-	11,334.9
5439000	1/18/2001	13	13	0.1782	2.32	7527	63.7989%	Fecal		CFU/100 mL	200	283.2	86400	-	11,334.9
5439000	1/19/2001	13	13	0.1782	2.32	7527	63.7989%	Fecal		CFU/100 mL	200	283.2	86400	-	11,334.9
5439000	9/7/2001	13	13	0.1782	2.32	7527	63.7989%	Fecal		CFU/100 mL	200	283.2	86400	-	11,334.9
5439000	1/1/2002	13	13	0.1782	2.32	7527	63.7989%	Fecal		CFU/100 mL	200	283.2	86400	-	11,334.9
5439000	1/3/2002	13	13	0.1782	2.32	7527	63.7989%	Fecal		CFU/100 mL	200	283.2	86400	-	11,334.9
5439000	7/16/2004	13	13	0.1782	2.32	7527	63.7989%	Fecal		CFU/100 mL	200	283.2	86400	-	11,334.9
5439000	1/29/2007	13	13	0.1782	2.32	7527	63.7989%	Fecal		CFU/100 mL	200	283.2	86400	-	11,334.9
5439000	4/30/2018	13	13	0.1782	2.32	7527	63.7989%	Fecal		CFU/100 mL	200	283.2	86400	-	11,334.9
5439000	2/15/2022	13	13	0.1782	2.32	7527	63.7989%	Fecal		CFU/100 mL	200	283.2	86400	-	11,334.9
5439000	5/30/2005	12.9	12.9	0.1782	2.30	7573	64.1888%	Fecal		CFU/100 mL	200	283.2	86400	-	11,247.7
5439000	6/6/2005	12.9	12.9	0.1782	2.30	7573	64.1888%	Fecal		CFU/100 mL	200	283.2	86400	-	11,247.7
5439000	7/21/2010	12.9	12.9	0.1782	2.30	7573	64.1888%	Fecal		CFU/100 mL	200	283.2	86400	-	11,247.7
5439000	8/22/2011	12.9	12.9	0.1782	2.30	7573	64.1888%	Fecal		CFU/100 mL	200	283.2	86400	-	11,247.7
5439000	7/15/2016	12.9	12.9	0.1782	2.30	7573	64.1888%	Fecal		CFU/100 mL	200	283.2	86400	-	11,247.7
5439000	6/22/2003	12.8	12.8	0.1782	2.28	7578	64.2312%	Fecal		CFU/100 mL	200	283.2	86400	-	11,160.5
5439000	6/26/2003	12.8	12.8	0.1782	2.28	7578	64.2312%	Fecal		CFU/100 mL	200	283.2	86400	-	11,160.5
5439000	11/22/2007	12.8	12.8	0.1782	2.28	7578	64.2312%	Fecal		CFU/100 mL	200	283.2	86400	-	11,160.5
5439000	10/27/2014	12.8	12.8	0.1782	2.28	7578	64.2312%	Fecal		CFU/100 mL	200	283.2	86400	-	11,160.5
5439000	11/1/2018	12.8	12.8	0.1782	2.28	7578	64.2312%	Fecal		CFU/100 mL	200	283.2	86400	-	11,160.5
5439000	4/2/2006	12.7	12.7	0.1782	2.26	7583	64.2736%	Fecal		CFU/100 mL	200	283.2	86400	-	11,073.3
5439000	1/28/2007	12.7	12.7	0.1782	2.26	7583	64.2736%	Fecal		CFU/100 mL	200	283.2	86400	-	11,073.3
5439000	2/9/2007	12.7	12.7	0.1782	2.26	7583	64.2736%	Fecal		CFU/100 mL	200	283.2	86400	-	11,073.3
5439000	2/20/2007	12.7	12.7	0.1782	2.26	7583	64.2736%	Fecal		CFU/100 mL	200	283.2	86400	-	11,073.3
5439000	7/31/2008	12.7	12.7	0.1782	2.26	7583	64.2736%	Fecal		CFU/100 mL	200	283.2	86400	-	11,073.3
5439000	8/19/2010	12.7	12.7	0.1782	2.26	7583	64.2736%	Fecal		CFU/100 mL	200	283.2	86400	-	11,073.3
5439000	1/13/2014	12.7	12.7	0.1782	2.26	7583	64.2736%	Fecal		CFU/100 mL	200	283.2	86400	-	11,073.3
5439000	12/10/2014	12.7	12.7	0.1782	2.26	7583	64.2736%	Fecal		CFU/100 mL	200	283.2	86400	-	11,073.3
5439000	7/16/2017	12.7	12.7	0.1782	2.26	7583	64.2736%	Fecal		CFU/100 mL	200	283.2	86400	-	11,073.3
5439000	11/19/2018	12.7	12.7	0.1782	2.26	7583	64.2736%	Fecal		CFU/100 mL	200	283.2	86400	-	11,073.3
5439000	12/3/2020	12.7	12.7	0.1782	2.26	7583	64.2736%	Fecal		CFU/100 mL	200	283.2	86400	-	11,073.3
5439000	1/8/2002	12.6	12.6	0.1782	2.24	7594	64.3668%	Fecal		CFU/100 mL	200	283.2	86400	-	10,986.1
5439000	9/30/2007	12.6	12.6	0.1782	2.24	7594	64.3668%	Fecal		CFU/100 mL	200	283.2	86400	-	10,986.1
5439000	10/4/2007	12.6	12.6	0.1782	2.24	7594	64.3668%	Fecal		CFU/100 mL	200	283.2	86400	-	10,986.1
5439000	7/5/2008	12.6	12.6	0.1782	2.24	7594	64.3668%	Fecal		CFU/100 mL	200	283.2	86400	-	10,986.1
5439000	10/16/2009	12.6	12.6	0.1782	2.24	7594	64.3668%	Fecal		CFU/100 mL	200	283.2	86400	-	10,986.1
5439000	2/24/2014	12.6	12.6	0.1782	2.24	7594	64.3668%	Fecal		CFU/100 mL	200	283.2	86400	-	10,986.1
5439000	11/5/2015	12.6	12.6	0.1782	2.24	7594	64.3668%	Fecal		CFU/100 mL	200	283.2	86400	-	10,986.1
5439000	8/30/2018	12.6	12.6	0.1782	2.24	7594	64.3668%	Fecal		CFU/100 mL	200	283.2	86400	-	10,986.1
5439000	11/20/2018	12.6	12.6	0.1782	2.24	7594	64.3668%	Fecal		CFU/100 mL	200	283.2	86400	-	10,986.1
5439000	7/16/2003	12.5	12.5	0.1782	2.23	7603	64.4431%	Fecal		CFU/100 mL	200	283.2	86400	-	10,898.9
5439000	9/29/2007	12.5	12.5	0.1782	2.23	7603	64.4431%	Fecal		CFU/100 mL	200	283.2	86400	-	10,898.9
5439000	6/20/2012	12.5	12.5	0.1782	2.23	7603	64.4431%	Fecal		CFU/100 mL	200	283.2	86400	-	10,898.9
5439000	10/15/2012	12.5	12.5	0.1782	2.23	7603	64.4431%	Fecal		CFU/100 mL	200	283.2	86400	-	10,898.9
5439000	10/24/2018	12.5	12.5	0.1782	2.23	7603	64.4431%	Fecal		CFU/100 mL	200	283.2	86400	-	10,898.9
5439000	12/11/2020	12.5	12.5	0.1782	2.23	7603	64.4431%	Fecal		CFU/100 mL	200	283.2	86400	-	10,898.9
5439000	7/9/2002	12.4	12.4	0.1782	2.21	7609	64.4940%	Fecal		CFU/100 mL	200	283.2	86400	-	10,811.7
5439000	7/17/2004	12.4	12.4	0.1782	2.21	7609	64.4940%	Fecal		CFU/100 mL	200	283.2	86400	-	10,811.7
5439000	5/4/2005	12.4	12.4	0.1782	2.21	7609	64.4940%	Fecal		CFU/100 mL	200	283.2	86400	-	10,811.7
5439000	3/20/2006	12.4	12.4	0.1782	2.21	7609	64.4940%	Fecal		CFU/100 mL	200	283.2	86400	-	10,811.7
5439000	10/29/2006	12.4	12.4	0.1782	2.21	7609	64.4940%	Fecal		CFU/100 mL	200	283.2	86400	-	10,811.7
5439000	8/3/2007	12.4	12.4	0.1782	2.21	7609	64.4940%	Fecal		CFU/100 mL	200	283.2	86400	-	10,811.7
5439000	12/3/2007	12.4	12.4	0.1782	2.21	7609	64.4940%	Fecal		CFU/100 mL	200	283.2	86400	-	10,811.7
5439000	9/6/2009	12.4	12.4	0.1782	2.21	7609	64.4940%	Fecal		CFU/100 mL	200	283.2	86400	-	10,811.7
5439000	11/30/2010	12.4	12.4	0.1782	2.21	7609	64.4940%	Fecal		CFU/100 mL	200	283.2	86400	-	10,811.7
5439000	11/4/2011	12.4	12.4	0.1782	2.21	7609	64.4940%	Fecal		CFU/100 mL	200	283.2	86400	-	10,811.7
5439000	11/15/2020	12.4	12.4	0.1782	2.21	7609	64.4940%	Fecal		CFU/100 mL	200	283.2	86400	-	10,811.7
5439000	2/14/2022	12.4	12.4	0.1782	2.21	7609	64.4940%	Fecal		CFU/100 mL	200	283.2	86400	-	10,811.7
5439000	10/17/2001	12.3	12.3	0.1782	2.19	7621	64.5957%	Fecal		CFU/100 mL	200	283.2	86400	-	10,724.5
5439000	1/11/2002	12.3	12.3	0.1782	2.19	7621	64.5957%	Fecal		CFU/100 mL	200	283.2	86400	-	10,724.5
5439000	7/29/2009	12.3	12.3	0.1782	2.19	7621	64.5957%	Fecal		CFU/100 mL	200	283.2	86400	-	10,724.5
5439000	7/19/2011	12.3	12.3	0.1782	2.19	7621	64.5957%	Fecal		CFU/100 mL	200	283.2	86400	-	10,724.5
5439000	12/22/2020	12.3	12.3	0.1782	2.19	7621	64.5957%	Fecal		CFU/100 mL	200	283.2	86400	-	10,724.5

Gage ID	Date	Discharge (CFS)	Gage Discharge (less Surrogate NPDES) (CFS)	Watershed Area Ratio	Calculated flow (CFS)	Rank	Flow Exceedance %	Parameter	Results	Units (mg or micro_gram	Limit/Standard	100mL/CF	sec/day	Actual Load (million colonies/day)	Allowable Load (million colonies/day)
5439000	2/1/2002	12.2	12.2	0.1782	2.17	7626	64.6381%	Fecal		CFU/100 mL	200	283.2	86400	-	10,637.3
5439000	11/10/2006	12.2	12.2	0.1782	2.17	7626	64.6381%	Fecal		CFU/100 mL	200	283.2	86400	-	10,637.3
5439000	10/4/2009	12.2	12.2	0.1782	2.17	7626	64.6381%	Fecal		CFU/100 mL	200	283.2	86400	-	10,637.3
5439000	10/21/2009	12.2	12.2	0.1782	2.17	7626	64.6381%	Fecal		CFU/100 mL	200	283.2	86400	-	10,637.3
5439000	9/3/2010	12.2	12.2	0.1782	2.17	7626	64.6381%	Fecal		CFU/100 mL	200	283.2	86400	-	10,637.3
5439000	6/5/2014	12.2	12.2	0.1782	2.17	7626	64.6381%	Fecal		CFU/100 mL	200	283.2	86400	-	10,637.3
5439000	9/6/2014	12.2	12.2	0.1782	2.17	7626	64.6381%	Fecal		CFU/100 mL	200	283.2	86400	-	10,637.3
5439000	5/23/1994	12.1	12.1	0.1782	2.16	7633	64.6974%	Fecal		CFU/100 mL	200	283.2	86400	-	10,550.1
5439000	1/2/2006	12.1	12.1	0.1782	2.16	7633	64.6974%	Fecal		CFU/100 mL	200	283.2	86400	-	10,550.1
5439000	10/15/2007	12.1	12.1	0.1782	2.16	7633	64.6974%	Fecal		CFU/100 mL	200	283.2	86400	-	10,550.1
5439000	1/28/2009	12.1	12.1	0.1782	2.16	7633	64.6974%	Fecal		CFU/100 mL	200	283.2	86400	-	10,550.1
5439000	1/31/2009	12.1	12.1	0.1782	2.16	7633	64.6974%	Fecal		CFU/100 mL	200	283.2	86400	-	10,550.1
5439000	8/9/2009	12.1	12.1	0.1782	2.16	7633	64.6974%	Fecal		CFU/100 mL	200	283.2	86400	-	10,550.1
5439000	10/13/2011	12.1	12.1	0.1782	2.16	7633	64.6974%	Fecal		CFU/100 mL	200	283.2	86400	-	10,550.1
5439000	2/9/2013	12.1	12.1	0.1782	2.16	7633	64.6974%	Fecal		CFU/100 mL	200	283.2	86400	-	10,550.1
5439000	8/15/2015	12.1	12.1	0.1782	2.16	7633	64.6974%	Fecal		CFU/100 mL	200	283.2	86400	-	10,550.1
5439000	7/24/2018	12.1	12.1	0.1782	2.16	7633	64.6974%	Fecal		CFU/100 mL	200	283.2	86400	-	10,550.1
5439000	12/4/2020	12.1	12.1	0.1782	2.16	7633	64.6974%	Fecal		CFU/100 mL	200	283.2	86400	-	10,550.1
5439000	12/10/2021	12.1	12.1	0.1782	2.16	7633	64.6974%	Fecal		CFU/100 mL	200	283.2	86400	-	10,550.1
5439000	9/6/1990	12	12	0.1782	2.14	7645	64.7991%	Fecal		CFU/100 mL	200	283.2	86400	-	10,462.9
5439000	10/9/1990	12	12	0.1782	2.14	7645	64.7991%	Fecal		CFU/100 mL	200	283.2	86400	-	10,462.9
5439000	10/29/1990	12	12	0.1782	2.14	7645	64.7991%	Fecal		CFU/100 mL	200	283.2	86400	-	10,462.9
5439000	10/30/1990	12	12	0.1782	2.14	7645	64.7991%	Fecal		CFU/100 mL	200	283.2	86400	-	10,462.9
5439000	11/3/1990	12	12	0.1782	2.14	7645	64.7991%	Fecal		CFU/100 mL	200	283.2	86400	-	10,462.9
5439000	6/10/1992	12	12	0.1782	2.14	7645	64.7991%	Fecal		CFU/100 mL	200	283.2	86400	-	10,462.9
5439000	6/11/1992	12	12	0.1782	2.14	7645	64.7991%	Fecal		CFU/100 mL	200	283.2	86400	-	10,462.9
5439000	6/12/1992	12	12	0.1782	2.14	7645	64.7991%	Fecal		CFU/100 mL	200	283.2	86400	-	10,462.9
5439000	6/13/1992	12	12	0.1782	2.14	7645	64.7991%	Fecal		CFU/100 mL	200	283.2	86400	-	10,462.9
5439000	7/5/1992	12	12	0.1782	2.14	7645	64.7991%	Fecal		CFU/100 mL	200	283.2	86400	-	10,462.9
5439000	10/11/1992	12	12	0.1782	2.14	7645	64.7991%	Fecal		CFU/100 mL	200	283.2	86400	-	10,462.9
5439000	10/12/1992	12	12	0.1782	2.14	7645	64.7991%	Fecal		CFU/100 mL	200	283.2	86400	-	10,462.9
5439000	10/17/1992	12	12	0.1782	2.14	7645	64.7991%	Fecal		CFU/100 mL	200	283.2	86400	-	10,462.9
5439000	10/12/1994	12	12	0.1782	2.14	7645	64.7991%	Fecal		CFU/100 mL	200	283.2	86400	-	10,462.9
5439000	7/28/1995	12	12	0.1782	2.14	7645	64.7991%	Fecal		CFU/100 mL	200	283.2	86400	-	10,462.9
5439000	10/27/1995	12	12	0.1782	2.14	7645	64.7991%	Fecal		CFU/100 mL	200	283.2	86400	-	10,462.9
5439000	12/19/1995	12	12	0.1782	2.14	7645	64.7991%	Fecal		CFU/100 mL	200	283.2	86400	-	10,462.9
5439000	3/12/1996	12	12	0.1782	2.14	7645	64.7991%	Fecal		CFU/100 mL	200	283.2	86400	-	10,462.9
5439000	9/6/1996	12	12	0.1782	2.14	7645	64.7991%	Fecal		CFU/100 mL	200	283.2	86400	-	10,462.9
5439000	9/9/1996	12	12	0.1782	2.14	7645	64.7991%	Fecal		CFU/100 mL	200	283.2	86400	-	10,462.9
5439000	11/30/1996	12	12	0.1782	2.14	7645	64.7991%	Fecal		CFU/100 mL	200	283.2	86400	-	10,462.9
5439000	7/25/1998	12	12	0.1782	2.14	7645	64.7991%	Fecal		CFU/100 mL	200	283.2	86400	-	10,462.9
5439000	12/28/1998	12	12	0.1782	2.14	7645	64.7991%	Fecal		CFU/100 mL	200	283.2	86400	-	10,462.9
5439000	7/13/1999	12	12	0.1782	2.14	7645	64.7991%	Fecal		CFU/100 mL	200	283.2	86400	-	10,462.9
5439000	10/7/1999	12	12	0.1782	2.14	7645	64.7991%	Fecal		CFU/100 mL	200	283.2	86400	-	10,462.9
5439000	7/27/2000	12	12	0.1782	2.14	7645	64.7991%	Fecal		CFU/100 mL	200	283.2	86400	-	10,462.9
5439000	8/4/2000	12	12	0.1782	2.14	7645	64.7991%	Fecal		CFU/100 mL	200	283.2	86400	-	10,462.9
5439000	9/14/2000	12	12	0.1782	2.14	7645	64.7991%	Fecal		CFU/100 mL	200	283.2	86400	-	10,462.9
5439000	9/26/2000	12	12	0.1782	2.14	7645	64.7991%	Fecal		CFU/100 mL	200	283.2	86400	-	10,462.9
5439000	10/17/2000	12	12	0.1782	2.14	7645	64.7991%	Fecal		CFU/100 mL	200	283.2	86400	-	10,462.9
5439000	10/18/2000	12	12	0.1782	2.14	7645	64.7991%	Fecal		CFU/100 mL	200	283.2	86400	-	10,462.9
5439000	10/19/2000	12	12	0.1782	2.14	7645	64.7991%	Fecal		CFU/100 mL	200	283.2	86400	-	10,462.9
5439000	10/20/2000	12	12	0.1782	2.14	7645	64.7991%	Fecal		CFU/100 mL	200	283.2	86400	-	10,462.9
5439000	10/26/2000	12	12	0.1782	2.14	7645	64.7991%	Fecal		CFU/100 mL	200	283.2	86400	-	10,462.9
5439000	10/27/2000	12	12	0.1782	2.14	7645	64.7991%	Fecal		CFU/100 mL	200	283.2	86400	-	10,462.9
5439000	11/3/2000	12	12	0.1782	2.14	7645	64.7991%	Fecal		CFU/100 mL	200	283.2	86400	-	10,462.9
5439000	11/4/2000	12	12	0.1782	2.14	7645	64.7991%	Fecal		CFU/100 mL	200	283.2	86400	-	10,462.9
5439000	12/11/2000	12	12	0.1782	2.14	7645	64.7991%	Fecal		CFU/100 mL	200	283.2	86400	-	10,462.9
5439000	1/14/2001	12	12	0.1782	2.14	7645	64.7991%	Fecal		CFU/100 mL	200	283.2	86400	-	10,462.9
5439000	1/20/2001	12	12	0.1782	2.14	7645	64.7991%	Fecal		CFU/100 mL	200	283.2	86400	-	10,462.9
5439000	7/6/2001	12	12	0.1782	2.14	7645	64.7991%	Fecal		CFU/100 mL	200	283.2	86400	-	10,462.9
5439000	7/7/2001	12	12	0.1782	2.14	7645	64.7991%	Fecal		CFU/100 mL	200	283.2	86400	-	10,462.9
5439000	1/2/2002	12	12	0.1782	2.14	7645	64.7991%	Fecal		CFU/100 mL	200	283.2	86400	-	10,462.9
5439000	6/23/2003	12	12	0.1782	2.14	7645	64.7991%	Fecal		CFU/100 mL	200	283.2	86400	-	10,462.9
5439000	2/1/2011	12	12	0.1782	2.14	7645	64.7991%	Fecal		CFU/100 mL	200	283.2	86400	-	10,462.9
5439000	2/12/2011	12	12	0.1782	2.14	7645	64.7991%	Fecal		CFU/100 mL	200	283.2	86400	-	10,462.9
5439000	2/3/2013	12	12	0.1782	2.14	7645	64.7991%	Fecal		CFU/100 mL	200	283.2	86400	-	10,462.9
5439000	2/24/2013	12	12	0.1782	2.14	7645	64.7991%	Fecal		CFU/100 mL	200	283.2	86400	-	10,462.9
5439000	1/14/2014	12	12	0.1782	2.14	7645	64.7991%	Fecal		CFU/100 mL	200	283.2	86400	-	10,462.9
5439000	11/19/2016	12	12	0.1782	2.14	7645	64.7991%	Fecal		CFU/100 mL	200	283.2	86400	-	10,462.9
5439000	7/25/2020	12	12	0.1782	2.14	7645	64.7991%	Fecal		CFU/100 mL	200	283.2	86400	-	10,462.9
5439000	1/15/2021	12	12	0.1782	2.14	7645	64.7991%	Fecal		CFU/100 mL	200	283.2	86400	-	10,462.9
5439000	10/30/2021	12	12	0.1782	2.14	7645	64.7991%	Fecal		CFU/100 mL	200	283.2	86400	-	10,462.9
5439000	5/7/2005	11.9	11.9	0.1782	2.12	7698	65.2483%	Fecal		CFU/100 mL	200	283.2	86400	-	10,375.8
5439000	9/23/2006	11.9	11.9	0.1782	2.12	7698	65.2483%	Fecal		CFU/100 mL	200	283.2	86400	-	10,375.8
5439000	10/17/2006	11.9	11.9	0.1782	2.12	7698	65.2483%	Fecal		CFU/100 mL	200	283.2	86400	-	10,375.8
5439000	10/20/2007	11.9	11.9	0.1782	2.12	7698	65.2483%	Fecal		CFU/100 mL	200	283.2	86400	-	10,375.8
5439000	10/17/2009	11.9	11.9	0.1782	2.12	7698	65.2483%	Fecal		CFU/100 mL	200	283.2	86400	-	10,375.8
5439000	12/7/2014	11.9	11.9	0.1782	2.12	7698	65.2483%	Fecal		CFU/100 mL	200	283.2	86400	-	10,375.8
5439000	12/23/2014	11.9	11.9	0.1782	2.12	7698	65.2483%	Fecal		CFU/100 mL	200	283.2	86400	-	10,375.8
5439000	8/18/2015	11.9	11.9	0.1782	2.12	7698	65.2483%	Fecal		CFU/100 mL	200	283.2	86400	-	10,375.8
5439000	9/5/2016	11.9	11.9	0.1782	2.12	7698	65.2483%	Fecal		CFU/100 mL	200	283.2	86400	-	10,375.8
5439000	8/13/2017	11.9	11.9	0.1782	2.12	7698	65.2483%	Fecal		CFU/100 mL	200	283.2	86400	-	10,375.8
5439000	2/2/2018	11.9	11.9	0.1782	2.12	7698	65.2483%	Fecal		CFU/100 mL	200	283.2	86400	-	10,375.8
5439000	11/11/2020	11.9	11.9	0.1782	2.12	7698	65.2483%	Fecal		CFU/100 mL	200	283.2	86400	-	10,375.8
5439000	7/23/1994	11.8	11.8	0.1782	2.10	7710	65.3501%	Fecal		CFU/100 mL	200	283.2	86400	-	10,288.6
5439000	10/12/2001	11.8	11.8	0.1782	2.10	7710	65.3501%	Fecal		CFU/100 mL	200	283.2	86400	-	10,288.6
5439000	11/13/2001	11.8	11.8	0.1782	2.10	7710	65.3501%	Fecal		CFU/100 mL	200	283.2	86400	-	10,288.6
5439000	1/14/2002	11.8	11.8	0.1782	2.10	7710	65.3501%	Fecal		CFU/100 mL	200	283.2	86400	-	10,288.6
5439000	5/6/2005	11.8	11.8	0.1782	2.10	7710	65.3501%	Fecal		CFU/100 mL	200	283.2	86400	-	10,288.6
5439000	7/30/2014	11.8	11.8	0.1782	2.10	7710	65.3501%	Fecal		CFU/100 mL	200	283.2	86400	-	10,288.6
5439000	11/7/2015	11.8	11.8	0.1782	2.10	7710	65.3501%	Fecal		CFU/100 mL	200	283.2	86400	-	10,288.6
5439000	1/16/2021	11.8	11.8	0.1782	2.10	7710	65.3501%	Fecal		CFU/100 mL	200	283.2	86400	-	10,288.6
5439000	5/16/1994	11.7	11.7	0.1782	2.08	7718	65.4179%	Fecal		CFU/100 mL	200	283.2	86400	-	10,201.4
5439000	1/12/2002	11.7	11.7	0.1782	2.08	7718	65.4179%	Fecal		CFU/100 mL	200	283.2	86400	-	10,201.4
5439000	12/2/2004	11.7	11.7	0.1782	2.08	7718	65.4179%	Fecal		CFU/100 mL	200	283.2	86400	-	10,201.4
5439000	7/9/2008	11.7	11.7	0.1782	2.08	7718	65.4179%	Fecal		CFU/100 mL	200	283.2	86400	-	10,201.4
5439000	12/11/2014	11.7	11.7	0.1782	2.08	7718	65.4179%	Fecal		CFU/100 mL	200	283.2	86400	-	10,201.4
5439000	8/6/2015	11.7	11.7	0.1782	2.08	7718	65.4179%	Fecal		CFU/100 mL	200	283.2	86400	-	10,201.4
5439000	2/12/2018	11.7	11.7	0.1782	2.08	7718	65.4179%	Fecal		CFU/100 mL	200	283.2	86400	-	10,201.4
5439000	4/29/2018	11.7	11.7	0.1782	2.08	7718	65.4179%	Fecal		CFU/100 mL	200	283.2	86400	-	10,201.4
5439000	7/27/2020	11.7	11.7	0.1782	2.08	7718	65.4179%	Fecal		CFU/100 mL	200	283.2	86400	-	10,201.4
5439000	1/3/2021	11.7	11.7	0.1782	2.08	7718	65.4179%	Fecal		CFU/100 mL	200	283.2	86400	-	10,201.4
5439000	9/25/1994	11.6	11.6	0.1782	2.07	7728	65.5026%	Fecal		CFU/100 mL	200	283.2	86400	-	10,114.2
5439000	10/14/2007	11.6	11.6	0.1782	2.07	7728	65.5026%	Fecal		CFU/100 mL	200	283.2	86400	-	10,114.2
5439000	9/6/2018	11.6	11.6	0.1782	2.07	7728	65.5026%	Fecal		CFU/100 mL	200	283.2	86400	-	10,114.2
5439000	2/13/2022	11.6	11.6	0.1782	2.07	7728	65.5026%	Fecal		CFU/100 mL	200	283.2	86400	-	10,114.2
5439000	7/10/2002	11.5	11.5	0.1782	2.05	7732	65.5365%	Fecal		CFU/100 mL	200	283.2	86400	-	10,027.0
5439000	6/29/2003	11.5	11.5	0.1782	2.05	7732	65.5365%	Fecal		CFU/100 mL	200	283.2	86400	-	10,027.0
5439000	7/18/2004	11.5	11.5	0.1782	2.05	7732	65.5365%	Fecal		CFU/100 mL	200	283.2	86400	-	10,027.0
5439000	5/5/2005	11.5	11.5	0.1782	2.05	7732	65.5365%	Fecal		CFU/100 mL	200	283.2	86400	-	10,027.0
5439000	5/9/2005	11.5	11.5	0.1782	2.05	7732	65.5365%	Fecal		CFU/100 mL	200	283.2	86400	-	10,027.0
5439000	5/31/2005	11.5	11.5	0.1782	2.05	7732	65.5365%	Fecal		CFU/100 mL	200	283.2	86400	-	10,027.0
5439000	3/21/2006	11.5	11.5	0.1782	2.05	7732	65.5365%	Fecal		CFU/100 mL	200	283.2	86400	-	10,027.0
5439000	8/20/2010	11.5	11.5	0.1782	2.05	7732	65.5365%	Fecal		CFU/100 mL	200	283.2	86400	-	10,027.0
5439000	8/13/2011	11.5	11.5	0.1782	2.05	7732	65.5365%	Fecal		CFU/100 mL	200	283.2	86400	-	10,027.0
5439000	8/1/2016	11.5	11.5	0.1782	2.05	7732	65.5365%	Fecal		CFU/100 mL	200	283.2	86400	-	10,027.0
5439000	8/25/2016	11.5	11.5	0.1782	2.05	7732	65.5365%	Fecal		CFU/100 mL	200	283.2	86400	-	10,027.0
5439000	12/27/2017	11.5	11.5	0.1782	2.05	7732	65.5365%	Fecal		CFU/100 mL	200	283.2	86400	-	10,027.0
5439000	10/29/2018	11.5	11.5	0.1782	2.05	7732	65.5365%	Fecal		CFU/100 mL	200	283.2	86400	-	10,027.0
5439000	11/21/2018	11.5	11.5	0.1782	2.05	7732	65.5365%	Fecal		CFU/100 mL	200	283.2	86400	-	10,027.0
5439000	6/28/2003	11.4	11.4	0.1782	2.03	7746	65.6552%	Fecal		CFU/100 mL	200	283.2	86400	-	9,939.8
5439000	1/4/2005	11.4	11.4	0.1782	2.03	7746	65.6552%	Fecal		CFU/100 mL	200	283.2	86400	-	9,939.8
5439000	8/23/2013	11.4	11.4	0.1782	2.03	7746	65.6552%	Fecal		CFU/100 mL	200	283.2	86400	-	9,939.8
5439000	12/24/2014	11.4	11.4	0.1782	2.03	7746	65.6552%	Fecal		CFU/100 mL	200	283.2	86400	-	9,939.8
5439000	10/28/2018	11.4	11.4	0.1782	2.03	7746	65.6552%	Fecal		CFU/100 mL	200	283.2	86400	-	9,939.8

Gage ID	Date	Discharge (CFS)	Gage Discharge (less Surrogate NPDES) (CFS)	Watershed Area Ratio	Calculated flow (CFS)	Rank	Flow Exceedance %	Parameter	Results	Units (mg or micro_gram	Limit/Standard	100mL/CF	sec/day	Actual Load (million colonies/day)	Allowable Load (million colonies/day)
5439000	11/2/2018	11.4	11.4	0.1782	2.03	7746	65.6552%	Fecal		CFU/100 mL	200	283.2	86400	-	9,939.8
5439000	11/12/2001	11.3	11.3	0.1782	2.01	7752	65.7061%	Fecal		CFU/100 mL	200	283.2	86400	-	9,852.6
5439000	7/22/2004	11.3	11.3	0.1782	2.01	7752	65.7061%	Fecal		CFU/100 mL	200	283.2	86400	-	9,852.6
5439000	5/8/2005	11.3	11.3	0.1782	2.01	7752	65.7061%	Fecal		CFU/100 mL	200	283.2	86400	-	9,852.6
5439000	7/11/2006	11.3	11.3	0.1782	2.01	7752	65.7061%	Fecal		CFU/100 mL	200	283.2	86400	-	9,852.6
5439000	10/5/2007	11.3	11.3	0.1782	2.01	7752	65.7061%	Fecal		CFU/100 mL	200	283.2	86400	-	9,852.6
5439000	8/1/2011	11.3	11.3	0.1782	2.01	7752	65.7061%	Fecal		CFU/100 mL	200	283.2	86400	-	9,852.6
5439000	10/24/2011	11.3	11.3	0.1782	2.01	7752	65.7061%	Fecal		CFU/100 mL	200	283.2	86400	-	9,852.6
5439000	12/25/2014	11.3	11.3	0.1782	2.01	7752	65.7061%	Fecal		CFU/100 mL	200	283.2	86400	-	9,852.6
5439000	2/8/2018	11.3	11.3	0.1782	2.01	7752	65.7061%	Fecal		CFU/100 mL	200	283.2	86400	-	9,852.6
5439000	2/9/2018	11.3	11.3	0.1782	2.01	7752	65.7061%	Fecal		CFU/100 mL	200	283.2	86400	-	9,852.6
5439000	2/10/2018	11.3	11.3	0.1782	2.01	7752	65.7061%	Fecal		CFU/100 mL	200	283.2	86400	-	9,852.6
5439000	2/11/2018	11.3	11.3	0.1782	2.01	7752	65.7061%	Fecal		CFU/100 mL	200	283.2	86400	-	9,852.6
5439000	10/27/2018	11.3	11.3	0.1782	2.01	7752	65.7061%	Fecal		CFU/100 mL	200	283.2	86400	-	9,852.6
5439000	10/25/2020	11.3	11.3	0.1782	2.01	7752	65.7061%	Fecal		CFU/100 mL	200	283.2	86400	-	9,852.6
5439000	6/22/1994	11.2	11.2	0.1782	2.00	7766	65.8247%	Fecal		CFU/100 mL	200	283.2	86400	-	9,765.4
5439000	11/17/2001	11.2	11.2	0.1782	2.00	7766	65.8247%	Fecal		CFU/100 mL	200	283.2	86400	-	9,765.4
5439000	1/23/2002	11.2	11.2	0.1782	2.00	7766	65.8247%	Fecal		CFU/100 mL	200	283.2	86400	-	9,765.4
5439000	2/9/2002	11.2	11.2	0.1782	2.00	7766	65.8247%	Fecal		CFU/100 mL	200	283.2	86400	-	9,765.4
5439000	7/5/2003	11.2	11.2	0.1782	2.00	7766	65.8247%	Fecal		CFU/100 mL	200	283.2	86400	-	9,765.4
5439000	10/6/2007	11.2	11.2	0.1782	2.00	7766	65.8247%	Fecal		CFU/100 mL	200	283.2	86400	-	9,765.4
5439000	10/19/2009	11.2	11.2	0.1782	2.00	7766	65.8247%	Fecal		CFU/100 mL	200	283.2	86400	-	9,765.4
5439000	10/20/2009	11.2	11.2	0.1782	2.00	7766	65.8247%	Fecal		CFU/100 mL	200	283.2	86400	-	9,765.4
5439000	7/20/2011	11.2	11.2	0.1782	2.00	7766	65.8247%	Fecal		CFU/100 mL	200	283.2	86400	-	9,765.4
5439000	10/2/2011	11.2	11.2	0.1782	2.00	7766	65.8247%	Fecal		CFU/100 mL	200	283.2	86400	-	9,765.4
5439000	9/4/2018	11.2	11.2	0.1782	2.00	7766	65.8247%	Fecal		CFU/100 mL	200	283.2	86400	-	9,765.4
5439000	10/26/2018	11.2	11.2	0.1782	2.00	7766	65.8247%	Fecal		CFU/100 mL	200	283.2	86400	-	9,765.4
5439000	8/13/2019	11.2	11.2	0.1782	2.00	7766	65.8247%	Fecal		CFU/100 mL	200	283.2	86400	-	9,765.4
5439000	5/25/1994	11.1	11.1	0.1782	1.98	7779	65.9349%	Fecal		CFU/100 mL	200	283.2	86400	-	9,678.2
5439000	11/19/2001	11.1	11.1	0.1782	1.98	7779	65.9349%	Fecal		CFU/100 mL	200	283.2	86400	-	9,678.2
5439000	1/24/2002	11.1	11.1	0.1782	1.98	7779	65.9349%	Fecal		CFU/100 mL	200	283.2	86400	-	9,678.2
5439000	10/9/2007	11.1	11.1	0.1782	1.98	7779	65.9349%	Fecal		CFU/100 mL	200	283.2	86400	-	9,678.2
5439000	6/21/2012	11.1	11.1	0.1782	1.98	7779	65.9349%	Fecal		CFU/100 mL	200	283.2	86400	-	9,678.2
5439000	2/28/2013	11.1	11.1	0.1782	1.98	7779	65.9349%	Fecal		CFU/100 mL	200	283.2	86400	-	9,678.2
5439000	7/24/2013	11.1	11.1	0.1782	1.98	7779	65.9349%	Fecal		CFU/100 mL	200	283.2	86400	-	9,678.2
5439000	12/12/2014	11.1	11.1	0.1782	1.98	7779	65.9349%	Fecal		CFU/100 mL	200	283.2	86400	-	9,678.2
5439000	12/26/2014	11.1	11.1	0.1782	1.98	7779	65.9349%	Fecal		CFU/100 mL	200	283.2	86400	-	9,678.2
5439000	11/23/2018	11.1	11.1	0.1782	1.98	7779	65.9349%	Fecal		CFU/100 mL	200	283.2	86400	-	9,678.2
5439000	9/9/2019	11.1	11.1	0.1782	1.98	7779	65.9349%	Fecal	450	CFU/100 mL	200	283.2	86400	21,776	9,678.2
5439000	9/9/1990	11	11	0.1782	1.96	7790	66.0281%	Fecal		CFU/100 mL	200	283.2	86400	-	9,591.0
5439000	7/22/1991	11	11	0.1782	1.96	7790	66.0281%	Fecal		CFU/100 mL	200	283.2	86400	-	9,591.0
5439000	9/5/1991	11	11	0.1782	1.96	7790	66.0281%	Fecal		CFU/100 mL	200	283.2	86400	-	9,591.0
5439000	6/19/1992	11	11	0.1782	1.96	7790	66.0281%	Fecal		CFU/100 mL	200	283.2	86400	-	9,591.0
5439000	8/5/1992	11	11	0.1782	1.96	7790	66.0281%	Fecal		CFU/100 mL	200	283.2	86400	-	9,591.0
5439000	10/21/1992	11	11	0.1782	1.96	7790	66.0281%	Fecal		CFU/100 mL	200	283.2	86400	-	9,591.0
5439000	10/13/1994	11	11	0.1782	1.96	7790	66.0281%	Fecal		CFU/100 mL	200	283.2	86400	-	9,591.0
5439000	7/25/1995	11	11	0.1782	1.96	7790	66.0281%	Fecal		CFU/100 mL	200	283.2	86400	-	9,591.0
5439000	8/19/1995	11	11	0.1782	1.96	7790	66.0281%	Fecal		CFU/100 mL	200	283.2	86400	-	9,591.0
5439000	10/7/1995	11	11	0.1782	1.96	7790	66.0281%	Fecal		CFU/100 mL	200	283.2	86400	-	9,591.0
5439000	12/20/1995	11	11	0.1782	1.96	7790	66.0281%	Fecal		CFU/100 mL	200	283.2	86400	-	9,591.0
5439000	12/21/1995	11	11	0.1782	1.96	7790	66.0281%	Fecal		CFU/100 mL	200	283.2	86400	-	9,591.0
5439000	1/15/1996	11	11	0.1782	1.96	7790	66.0281%	Fecal		CFU/100 mL	200	283.2	86400	-	9,591.0
5439000	3/5/1996	11	11	0.1782	1.96	7790	66.0281%	Fecal		CFU/100 mL	200	283.2	86400	-	9,591.0
5439000	3/6/1996	11	11	0.1782	1.96	7790	66.0281%	Fecal		CFU/100 mL	200	283.2	86400	-	9,591.0
5439000	3/13/1996	11	11	0.1782	1.96	7790	66.0281%	Fecal		CFU/100 mL	200	283.2	86400	-	9,591.0
5439000	9/7/1996	11	11	0.1782	1.96	7790	66.0281%	Fecal		CFU/100 mL	200	283.2	86400	-	9,591.0
5439000	7/10/1997	11	11	0.1782	1.96	7790	66.0281%	Fecal		CFU/100 mL	200	283.2	86400	-	9,591.0
5439000	8/16/1997	11	11	0.1782	1.96	7790	66.0281%	Fecal		CFU/100 mL	200	283.2	86400	-	9,591.0
5439000	8/8/1998	11	11	0.1782	1.96	7790	66.0281%	Fecal		CFU/100 mL	200	283.2	86400	-	9,591.0
5439000	12/29/1998	11	11	0.1782	1.96	7790	66.0281%	Fecal		CFU/100 mL	200	283.2	86400	-	9,591.0
5439000	1/20/1999	11	11	0.1782	1.96	7790	66.0281%	Fecal		CFU/100 mL	200	283.2	86400	-	9,591.0
5439000	7/14/1999	11	11	0.1782	1.96	7790	66.0281%	Fecal		CFU/100 mL	200	283.2	86400	-	9,591.0
5439000	10/8/1999	11	11	0.1782	1.96	7790	66.0281%	Fecal		CFU/100 mL	200	283.2	86400	-	9,591.0
5439000	8/12/2000	11	11	0.1782	1.96	7790	66.0281%	Fecal		CFU/100 mL	200	283.2	86400	-	9,591.0
5439000	10/21/2000	11	11	0.1782	1.96	7790	66.0281%	Fecal		CFU/100 mL	200	283.2	86400	-	9,591.0
5439000	10/22/2000	11	11	0.1782	1.96	7790	66.0281%	Fecal		CFU/100 mL	200	283.2	86400	-	9,591.0
5439000	10/24/2000	11	11	0.1782	1.96	7790	66.0281%	Fecal		CFU/100 mL	200	283.2	86400	-	9,591.0
5439000	10/25/2000	11	11	0.1782	1.96	7790	66.0281%	Fecal		CFU/100 mL	200	283.2	86400	-	9,591.0
5439000	10/28/2000	11	11	0.1782	1.96	7790	66.0281%	Fecal		CFU/100 mL	200	283.2	86400	-	9,591.0
5439000	12/17/2000	11	11	0.1782	1.96	7790	66.0281%	Fecal		CFU/100 mL	200	283.2	86400	-	9,591.0
5439000	1/21/2001	11	11	0.1782	1.96	7790	66.0281%	Fecal		CFU/100 mL	200	283.2	86400	-	9,591.0
5439000	7/8/2001	11	11	0.1782	1.96	7790	66.0281%	Fecal		CFU/100 mL	200	283.2	86400	-	9,591.0
5439000	12/16/2004	11	11	0.1782	1.96	7790	66.0281%	Fecal		CFU/100 mL	200	283.2	86400	-	9,591.0
5439000	12/31/2004	11	11	0.1782	1.96	7790	66.0281%	Fecal		CFU/100 mL	200	283.2	86400	-	9,591.0
5439000	10/28/2006	11	11	0.1782	1.96	7790	66.0281%	Fecal		CFU/100 mL	200	283.2	86400	-	9,591.0
5439000	2/5/2009	11	11	0.1782	1.96	7790	66.0281%	Fecal		CFU/100 mL	200	283.2	86400	-	9,591.0
5439000	10/18/2009	11	11	0.1782	1.96	7790	66.0281%	Fecal		CFU/100 mL	200	283.2	86400	-	9,591.0
5439000	7/22/2010	11	11	0.1782	1.96	7790	66.0281%	Fecal		CFU/100 mL	200	283.2	86400	-	9,591.0
5439000	6/7/2014	11	11	0.1782	1.96	7790	66.0281%	Fecal		CFU/100 mL	200	283.2	86400	-	9,591.0
5439000	7/9/2017	11	11	0.1782	1.96	7790	66.0281%	Fecal		CFU/100 mL	200	283.2	86400	-	9,591.0
5439000	10/3/2018	11	11	0.1782	1.96	7790	66.0281%	Fecal		CFU/100 mL	200	283.2	86400	-	9,591.0
5439000	7/28/2019	11	11	0.1782	1.96	7790	66.0281%	Fecal		CFU/100 mL	200	283.2	86400	-	9,591.0
5439000	12/23/2020	11	11	0.1782	1.96	7790	66.0281%	Fecal		CFU/100 mL	200	283.2	86400	-	9,591.0
5439000	3/19/2003	10.9	10.9	0.1782	1.94	7834	66.4011%	Fecal		CFU/100 mL	200	283.2	86400	-	9,503.8
5439000	5/10/2005	10.9	10.9	0.1782	1.94	7834	66.4011%	Fecal		CFU/100 mL	200	283.2	86400	-	9,503.8
5439000	1/30/2007	10.9	10.9	0.1782	1.94	7834	66.4011%	Fecal		CFU/100 mL	200	283.2	86400	-	9,503.8
5439000	2/6/2007	10.9	10.9	0.1782	1.94	7834	66.4011%	Fecal		CFU/100 mL	200	283.2	86400	-	9,503.8
5439000	2/8/2007	10.9	10.9	0.1782	1.94	7834	66.4011%	Fecal		CFU/100 mL	200	283.2	86400	-	9,503.8
5439000	2/10/2007	10.9	10.9	0.1782	1.94	7834	66.4011%	Fecal		CFU/100 mL	200	283.2	86400	-	9,503.8
5439000	2/11/2007	10.9	10.9	0.1782	1.94	7834	66.4011%	Fecal		CFU/100 mL	200	283.2	86400	-	9,503.8
5439000	2/18/2007	10.9	10.9	0.1782	1.94	7834	66.4011%	Fecal		CFU/100 mL	200	283.2	86400	-	9,503.8
5439000	2/19/2007	10.9	10.9	0.1782	1.94	7834	66.4011%	Fecal		CFU/100 mL	200	283.2	86400	-	9,503.8
5439000	2/21/2007	10.9	10.9	0.1782	1.94	7834	66.4011%	Fecal		CFU/100 mL	200	283.2	86400	-	9,503.8
5439000	2/22/2007	10.9	10.9	0.1782	1.94	7834	66.4011%	Fecal		CFU/100 mL	200	283.2	86400	-	9,503.8
5439000	2/23/2007	10.9	10.9	0.1782	1.94	7834	66.4011%	Fecal		CFU/100 mL	200	283.2	86400	-	9,503.8
5439000	10/8/2007	10.9	10.9	0.1782	1.94	7834	66.4011%	Fecal		CFU/100 mL	200	283.2	86400	-	9,503.8
5439000	9/7/2009	10.9	10.9	0.1782	1.94	7834	66.4011%	Fecal		CFU/100 mL	200	283.2	86400	-	9,503.8
5439000	9/14/2014	10.9	10.9	0.1782	1.94	7834	66.4011%	Fecal		CFU/100 mL	200	283.2	86400	-	9,503.8
5439000	10/29/2014	10.9	10.9	0.1782	1.94	7834	66.4011%	Fecal		CFU/100 mL	200	283.2	86400	-	9,503.8
5439000	12/29/2017	10.9	10.9	0.1782	1.94	7834	66.4011%	Fecal		CFU/100 mL	200	283.2	86400	-	9,503.8
5439000	10/30/2018	10.9	10.9	0.1782	1.94	7834	66.4011%	Fecal		CFU/100 mL	200	283.2	86400	-	9,503.8
5439000	7/26/2020	10.9	10.9	0.1782	1.94	7834	66.4011%	Fecal		CFU/100 mL	200	283.2	86400	-	9,503.8
5439000	1/17/2021	10.9	10.9	0.1782	1.94	7834	66.4011%	Fecal		CFU/100 mL	200	283.2	86400	-	9,503.8
5439000	10/18/2001	10.8	10.8	0.1782	1.92	7854	66.5706%	Fecal		CFU/100 mL	200	283.2	86400	-	9,416.6
5439000	1/15/2002	10.8	10.8	0.1782	1.92	7854	66.5706%	Fecal		CFU/100 mL	200	283.2	86400	-	9,416.6
5439000	7/11/2002	10.8	10.8	0.1782	1.92	7854	66.5706%	Fecal		CFU/100 mL	200	283.2	86400	-	9,416.6
5439000	6/24/2003	10.8	10.8	0.1782	1.92	7854	66.5706%	Fecal		CFU/100 mL	200	283.2	86400	-	9,416.6
5439000	6/1/2005	10.8	10.8	0.1782	1.92	7854	66.5706%	Fecal		CFU/100 mL	200	283.2	86400	-	9,416.6
5439000	7/30/2009	10.8	10.8	0.1782	1.92	7854	66.5706%	Fecal		CFU/100 mL	200	283.2	86400	-	9,416.6
5439000	12/27/2014	10.8	10.8	0.1782	1.92	7854	66.5706%	Fecal		CFU/100 mL	200	283.2	86400	-	9,416.6
5439000	11/13/2015	10.8	10.8	0.1782	1.92	7854	66.5706%	Fecal		CFU/100 mL	200	283.2	86400	-	9,416.6
5439000	8/1/1994	10.7	10.7	0.1782	1.91	7862	66.6384%	Fecal		CFU/100 mL	200	283.2	86400	-	9,329.5
5439000	8/26/1994	10.7	10.7	0.1782	1.91	7862	66.6384%	Fecal		CFU/100 mL	200	283.2	86400	-	9,329.5
5439000	6/25/2003	10.7	10.7	0.1782	1.91	7862	66.6384%	Fecal		CFU/100 mL	200	283.2	86400	-	9,329.5
5439000	6/27/2003	10.7	10.7	0.1782	1.91	7862	66.6384%	Fecal		CFU/100 mL	200	283.2	86400	-	9,329.5
5439000	12/19/2003	10.7	10.7	0.1782	1.91	7862	66.6384%	Fecal		CFU/100 mL	200	283.2	86400	-	9,329.5
5439000	10/30/2004	10.7	10.7	0.1782	1.91	7862	66.6384%	Fecal		CFU/100 mL	200	283.2	86400	-	9,329.5
5439000	10/7/2007	10.7	10.7	0.1782	1.91	7862	66.6384%	Fecal		CFU/100 mL	200	283.2	86400	-	9,329.5
5439000	7/6/2008	10.7	10.7	0.1782	1.91	7862	66.6384%	Fecal		CFU/100 mL	200	283.2	86400	-	9,329.5
5439000	2/27/2013	10.7	10.7	0.1782	1.91	7862	66.6384%	Fecal		CFU/100 mL	200	283.2	86400	-	9,329.5
5439000	10/25/2018	10.7	10.7	0.1782	1.91	7862	66.6384%	Fecal		CFU/100 mL	200	283.2	86400	-	9,329.5
5439000	11/22/2018	10.7	10.7	0.1782	1.91	7862	66.6384%	Fecal		CFU/100 mL	200	283.2	86400	-	9,329.5
5439000	12/5/2020	10.7	10.7	0.1782	1.91	7862	66.6384%	Fecal		CFU/100 mL	200	283.2	86400	-	9,329.5
5439000	8/17/1994	10.6	10.6	0.1782	1.89	7874	66.7401%	Fecal		CFU/100 mL	200	283.2	86400	-	9,242.3
5439000	8/18/1994	10.6	10.6	0.1782	1.89	7874	66.7401%	Fecal		CFU/100 mL	200	283.2	86400	-	9,242.3

Gage ID	Date	Discharge (CFS)	Gage Discharge (less Surrogate NPDES) (CFS)	Watershed Area Ratio	Calculated flow (CFS)	Rank	Flow Exceedance %	Parameter	Results	Units (mg or micro_gram	Limit/Standard	100mL/CF	sec/day	Actual Load (million colonies/day)	Allowable Load (million colonies/day)
5439000	11/18/2001	10.6	10.6	0.1782	1.89	7874	66.7401%	Fecal		CFU/100 mL	200	283.2	86400	-	9,242.3
5439000	3/12/2003	10.6	10.6	0.1782	1.89	7874	66.7401%	Fecal		CFU/100 mL	200	283.2	86400	-	9,242.3
5439000	6/7/2005	10.6	10.6	0.1782	1.89	7874	66.7401%	Fecal		CFU/100 mL	200	283.2	86400	-	9,242.3
5439000	3/31/2006	10.6	10.6	0.1782	1.89	7874	66.7401%	Fecal		CFU/100 mL	200	283.2	86400	-	9,242.3
5439000	8/21/2010	10.6	10.6	0.1782	1.89	7874	66.7401%	Fecal		CFU/100 mL	200	283.2	86400	-	9,242.3
5439000	8/10/2014	10.6	10.6	0.1782	1.89	7874	66.7401%	Fecal		CFU/100 mL	200	283.2	86400	-	9,242.3
5439000	12/28/2014	10.6	10.6	0.1782	1.89	7874	66.7401%	Fecal		CFU/100 mL	200	283.2	86400	-	9,242.3
5439000	9/11/2015	10.6	10.6	0.1782	1.89	7874	66.7401%	Fecal		CFU/100 mL	200	283.2	86400	-	9,242.3
5439000	9/1/2018	10.6	10.6	0.1782	1.89	7874	66.7401%	Fecal		CFU/100 mL	200	283.2	86400	-	9,242.3
5439000	10/5/2001	10.5	10.5	0.1782	1.87	7885	66.8334%	Fecal		CFU/100 mL	200	283.2	86400	-	9,155.1
5439000	11/20/2001	10.5	10.5	0.1782	1.87	7885	66.8334%	Fecal		CFU/100 mL	200	283.2	86400	-	9,155.1
5439000	10/12/2007	10.5	10.5	0.1782	1.87	7885	66.8334%	Fecal		CFU/100 mL	200	283.2	86400	-	9,155.1
5439000	10/9/2009	10.5	10.5	0.1782	1.87	7885	66.8334%	Fecal		CFU/100 mL	200	283.2	86400	-	9,155.1
5439000	11/5/2011	10.5	10.5	0.1782	1.87	7885	66.8334%	Fecal		CFU/100 mL	200	283.2	86400	-	9,155.1
5439000	6/22/2012	10.5	10.5	0.1782	1.87	7885	66.8334%	Fecal		CFU/100 mL	200	283.2	86400	-	9,155.1
5439000	3/9/2013	10.5	10.5	0.1782	1.87	7885	66.8334%	Fecal		CFU/100 mL	200	283.2	86400	-	9,155.1
5439000	8/24/2013	10.5	10.5	0.1782	1.87	7885	66.8334%	Fecal		CFU/100 mL	200	283.2	86400	-	9,155.1
5439000	7/17/2016	10.5	10.5	0.1782	1.87	7885	66.8334%	Fecal		CFU/100 mL	200	283.2	86400	-	9,155.1
5439000	7/31/2021	10.5	10.5	0.1782	1.87	7885	66.8334%	Fecal		CFU/100 mL	200	283.2	86400	-	9,155.1
5439000	1/31/2006	10.4	10.4	0.1782	1.85	7895	66.9181%	Fecal		CFU/100 mL	200	283.2	86400	-	9,067.9
5439000	2/5/2013	10.4	10.4	0.1782	1.85	7895	66.9181%	Fecal		CFU/100 mL	200	283.2	86400	-	9,067.9
5439000	8/31/2015	10.4	10.4	0.1782	1.85	7895	66.9181%	Fecal		CFU/100 mL	200	283.2	86400	-	9,067.9
5439000	8/14/2017	10.4	10.4	0.1782	1.85	7895	66.9181%	Fecal		CFU/100 mL	200	283.2	86400	-	9,067.9
5439000	8/19/2017	10.4	10.4	0.1782	1.85	7895	66.9181%	Fecal		CFU/100 mL	200	283.2	86400	-	9,067.9
5439000	2/5/2021	10.4	10.4	0.1782	1.85	7895	66.9181%	Fecal		CFU/100 mL	200	283.2	86400	-	9,067.9
5439000	1/25/2022	10.4	10.4	0.1782	1.85	7895	66.9181%	Fecal		CFU/100 mL	200	283.2	86400	-	9,067.9
5439000	1/26/2022	10.4	10.4	0.1782	1.85	7895	66.9181%	Fecal		CFU/100 mL	200	283.2	86400	-	9,067.9
5439000	5/17/1994	10.3	10.3	0.1782	1.84	7903	66.9859%	Fecal		CFU/100 mL	200	283.2	86400	-	8,980.7
5439000	5/26/1994	10.3	10.3	0.1782	1.84	7903	66.9859%	Fecal		CFU/100 mL	200	283.2	86400	-	8,980.7
5439000	6/8/2005	10.3	10.3	0.1782	1.84	7903	66.9859%	Fecal		CFU/100 mL	200	283.2	86400	-	8,980.7
5439000	11/28/2006	10.3	10.3	0.1782	1.84	7903	66.9859%	Fecal		CFU/100 mL	200	283.2	86400	-	8,980.7
5439000	9/8/2009	10.3	10.3	0.1782	1.84	7903	66.9859%	Fecal		CFU/100 mL	200	283.2	86400	-	8,980.7
5439000	10/14/2011	10.3	10.3	0.1782	1.84	7903	66.9859%	Fecal		CFU/100 mL	200	283.2	86400	-	8,980.7
5439000	12/29/2014	10.3	10.3	0.1782	1.84	7903	66.9859%	Fecal		CFU/100 mL	200	283.2	86400	-	8,980.7
5439000	8/7/2015	10.3	10.3	0.1782	1.84	7903	66.9859%	Fecal		CFU/100 mL	200	283.2	86400	-	8,980.7
5439000	11/20/2016	10.3	10.3	0.1782	1.84	7903	66.9859%	Fecal		CFU/100 mL	200	283.2	86400	-	8,980.7
5439000	10/1/2018	10.3	10.3	0.1782	1.84	7903	66.9859%	Fecal		CFU/100 mL	200	283.2	86400	-	8,980.7
5439000	7/30/2019	10.3	10.3	0.1782	1.84	7903	66.9859%	Fecal		CFU/100 mL	200	283.2	86400	-	8,980.7
5439000	1/24/2022	10.3	10.3	0.1782	1.84	7903	66.9859%	Fecal		CFU/100 mL	200	283.2	86400	-	8,980.7
5439000	1/25/2002	10.2	10.2	0.1782	1.82	7915	67.0876%	Fecal		CFU/100 mL	200	283.2	86400	-	8,893.5
5439000	6/2/2005	10.2	10.2	0.1782	1.82	7915	67.0876%	Fecal		CFU/100 mL	200	283.2	86400	-	8,893.5
5439000	7/8/2006	10.2	10.2	0.1782	1.82	7915	67.0876%	Fecal		CFU/100 mL	200	283.2	86400	-	8,893.5
5439000	12/4/2007	10.2	10.2	0.1782	1.82	7915	67.0876%	Fecal		CFU/100 mL	200	283.2	86400	-	8,893.5
5439000	7/31/2009	10.2	10.2	0.1782	1.82	7915	67.0876%	Fecal		CFU/100 mL	200	283.2	86400	-	8,893.5
5439000	9/17/2012	10.2	10.2	0.1782	1.82	7915	67.0876%	Fecal		CFU/100 mL	200	283.2	86400	-	8,893.5
5439000	7/31/2014	10.2	10.2	0.1782	1.82	7915	67.0876%	Fecal		CFU/100 mL	200	283.2	86400	-	8,893.5
5439000	7/16/2016	10.2	10.2	0.1782	1.82	7915	67.0876%	Fecal		CFU/100 mL	200	283.2	86400	-	8,893.5
5439000	8/21/2016	10.2	10.2	0.1782	1.82	7915	67.0876%	Fecal		CFU/100 mL	200	283.2	86400	-	8,893.5
5439000	7/25/2018	10.2	10.2	0.1782	1.82	7915	67.0876%	Fecal		CFU/100 mL	200	283.2	86400	-	8,893.5
5439000	11/3/2018	10.2	10.2	0.1782	1.82	7915	67.0876%	Fecal		CFU/100 mL	200	283.2	86400	-	8,893.5
5439000	8/6/2019	10.2	10.2	0.1782	1.82	7915	67.0876%	Fecal		CFU/100 mL	200	283.2	86400	-	8,893.5
5439000	2/26/2021	10.2	10.2	0.1782	1.82	7915	67.0876%	Fecal		CFU/100 mL	200	283.2	86400	-	8,893.5
5439000	10/12/2021	10.2	10.2	0.1782	1.82	7915	67.0876%	Fecal		CFU/100 mL	200	283.2	86400	-	8,893.5
5439000	8/23/1994	10.1	10.1	0.1782	1.80	7929	67.2063%	Fecal		CFU/100 mL	200	283.2	86400	-	8,806.3
5439000	11/23/2001	10.1	10.1	0.1782	1.80	7929	67.2063%	Fecal		CFU/100 mL	200	283.2	86400	-	8,806.3
5439000	2/2/2002	10.1	10.1	0.1782	1.80	7929	67.2063%	Fecal		CFU/100 mL	200	283.2	86400	-	8,806.3
5439000	2/8/2002	10.1	10.1	0.1782	1.80	7929	67.2063%	Fecal		CFU/100 mL	200	283.2	86400	-	8,806.3
5439000	10/10/2009	10.1	10.1	0.1782	1.80	7929	67.2063%	Fecal		CFU/100 mL	200	283.2	86400	-	8,806.3
5439000	11/7/2011	10.1	10.1	0.1782	1.80	7929	67.2063%	Fecal		CFU/100 mL	200	283.2	86400	-	8,806.3
5439000	6/6/2014	10.1	10.1	0.1782	1.80	7929	67.2063%	Fecal		CFU/100 mL	200	283.2	86400	-	8,806.3
5439000	8/7/2018	10.1	10.1	0.1782	1.80	7929	67.2063%	Fecal		CFU/100 mL	200	283.2	86400	-	8,806.3
5439000	2/12/2022	10.1	10.1	0.1782	1.80	7929	67.2063%	Fecal		CFU/100 mL	200	283.2	86400	-	8,806.3
5439000	7/8/1991	10	10	0.1782	1.78	7938	67.2826%	Fecal		CFU/100 mL	200	283.2	86400	-	8,719.1
5439000	7/12/1992	10	10	0.1782	1.78	7938	67.2826%	Fecal		CFU/100 mL	200	283.2	86400	-	8,719.1
5439000	7/15/1992	10	10	0.1782	1.78	7938	67.2826%	Fecal		CFU/100 mL	200	283.2	86400	-	8,719.1
5439000	10/22/1992	10	10	0.1782	1.78	7938	67.2826%	Fecal		CFU/100 mL	200	283.2	86400	-	8,719.1
5439000	7/27/1995	10	10	0.1782	1.78	7938	67.2826%	Fecal		CFU/100 mL	200	283.2	86400	-	8,719.1
5439000	12/22/1995	10	10	0.1782	1.78	7938	67.2826%	Fecal		CFU/100 mL	200	283.2	86400	-	8,719.1
5439000	1/12/1996	10	10	0.1782	1.78	7938	67.2826%	Fecal		CFU/100 mL	200	283.2	86400	-	8,719.1
5439000	1/13/1996	10	10	0.1782	1.78	7938	67.2826%	Fecal		CFU/100 mL	200	283.2	86400	-	8,719.1
5439000	3/7/1996	10	10	0.1782	1.78	7938	67.2826%	Fecal		CFU/100 mL	200	283.2	86400	-	8,719.1
5439000	10/6/1998	10	10	0.1782	1.78	7938	67.2826%	Fecal		CFU/100 mL	200	283.2	86400	-	8,719.1
5439000	12/30/1998	10	10	0.1782	1.78	7938	67.2826%	Fecal		CFU/100 mL	200	283.2	86400	-	8,719.1
5439000	12/7/1999	10	10	0.1782	1.78	7938	67.2826%	Fecal		CFU/100 mL	200	283.2	86400	-	8,719.1
5439000	7/28/2000	10	10	0.1782	1.78	7938	67.2826%	Fecal		CFU/100 mL	200	283.2	86400	-	8,719.1
5439000	8/13/2000	10	10	0.1782	1.78	7938	67.2826%	Fecal		CFU/100 mL	200	283.2	86400	-	8,719.1
5439000	8/18/2000	10	10	0.1782	1.78	7938	67.2826%	Fecal		CFU/100 mL	200	283.2	86400	-	8,719.1
5439000	9/27/2000	10	10	0.1782	1.78	7938	67.2826%	Fecal		CFU/100 mL	200	283.2	86400	-	8,719.1
5439000	10/23/2000	10	10	0.1782	1.78	7938	67.2826%	Fecal		CFU/100 mL	200	283.2	86400	-	8,719.1
5439000	11/2/2000	10	10	0.1782	1.78	7938	67.2826%	Fecal		CFU/100 mL	200	283.2	86400	-	8,719.1
5439000	12/12/2000	10	10	0.1782	1.78	7938	67.2826%	Fecal		CFU/100 mL	200	283.2	86400	-	8,719.1
5439000	12/16/2000	10	10	0.1782	1.78	7938	67.2826%	Fecal		CFU/100 mL	200	283.2	86400	-	8,719.1
5439000	1/11/2001	10	10	0.1782	1.78	7938	67.2826%	Fecal		CFU/100 mL	200	283.2	86400	-	8,719.1
5439000	1/12/2001	10	10	0.1782	1.78	7938	67.2826%	Fecal		CFU/100 mL	200	283.2	86400	-	8,719.1
5439000	1/13/2001	10	10	0.1782	1.78	7938	67.2826%	Fecal		CFU/100 mL	200	283.2	86400	-	8,719.1
5439000	7/9/2001	10	10	0.1782	1.78	7938	67.2826%	Fecal		CFU/100 mL	200	283.2	86400	-	8,719.1
5439000	12/17/2004	10	10	0.1782	1.78	7938	67.2826%	Fecal		CFU/100 mL	200	283.2	86400	-	8,719.1
5439000	6/3/2005	10	10	0.1782	1.78	7938	67.2826%	Fecal		CFU/100 mL	200	283.2	86400	-	8,719.1
5439000	3/22/2006	10	10	0.1782	1.78	7938	67.2826%	Fecal		CFU/100 mL	200	283.2	86400	-	8,719.1
5439000	10/13/2007	10	10	0.1782	1.78	7938	67.2826%	Fecal		CFU/100 mL	200	283.2	86400	-	8,719.1
5439000	2/2/2011	10	10	0.1782	1.78	7938	67.2826%	Fecal		CFU/100 mL	200	283.2	86400	-	8,719.1
5439000	2/11/2011	10	10	0.1782	1.78	7938	67.2826%	Fecal		CFU/100 mL	200	283.2	86400	-	8,719.1
5439000	8/14/2011	10	10	0.1782	1.78	7938	67.2826%	Fecal		CFU/100 mL	200	283.2	86400	-	8,719.1
5439000	8/27/2011	10	10	0.1782	1.78	7938	67.2826%	Fecal		CFU/100 mL	200	283.2	86400	-	8,719.1
5439000	11/6/2011	10	10	0.1782	1.78	7938	67.2826%	Fecal		CFU/100 mL	200	283.2	86400	-	8,719.1
5439000	11/24/2020	10	10	0.1782	1.78	7938	67.2826%	Fecal		CFU/100 mL	200	283.2	86400	-	8,719.1
5439000	12/12/2021	10	10	0.1782	1.78	7938	67.2826%	Fecal		CFU/100 mL	200	283.2	86400	-	8,719.1
5439000	3/28/2006	9.99	9.99	0.1782	1.78	7973	67.5793%	Fecal		CFU/100 mL	200	283.2	86400	-	8,710.4
5439000	10/10/2007	9.99	9.99	0.1782	1.78	7973	67.5793%	Fecal		CFU/100 mL	200	283.2	86400	-	8,710.4
5439000	8/4/2011	9.99	9.99	0.1782	1.78	7973	67.5793%	Fecal		CFU/100 mL	200	283.2	86400	-	8,710.4
5439000	8/11/2011	9.98	9.98	0.1782	1.78	7976	67.6047%	Fecal		CFU/100 mL	200	283.2	86400	-	8,701.7
5439000	1/12/2014	9.98	9.98	0.1782	1.78	7976	67.6047%	Fecal		CFU/100 mL	200	283.2	86400	-	8,701.7
5439000	8/10/2020	9.98	9.98	0.1782	1.78	7976	67.6047%	Fecal		CFU/100 mL	200	283.2	86400	-	8,701.7
5439000	10/23/2012	9.97	9.97	0.1782	1.78	7979	67.6301%	Fecal		CFU/100 mL	200	283.2	86400	-	8,693.0
5439000	12/30/2014	9.96	9.96	0.1782	1.77	7980	67.6386%	Fecal		CFU/100 mL	200	283.2	86400	-	8,684.2
5439000	11/21/2001	9.95	9.95	0.1782	1.77	7981	67.6471%	Fecal		CFU/100 mL	200	283.2	86400	-	8,675.5
5439000	10/11/2007	9.95	9.95	0.1782	1.77	7981	67.6471%	Fecal		CFU/100 mL	200	283.2	86400	-	8,675.5
5439000	6/9/2005	9.92	9.92	0.1782	1.77	7983	67.6640%	Fecal		CFU/100 mL	200	283.2	86400	-	8,649.4
5439000	12/6/2020	9.91	9.91	0.1782	1.77	7984	67.6725%	Fecal		CFU/100 mL	200	283.2	86400	-	8,640.6
5439000	7/6/1992	9.9	9.9	0.1782	1.76	7985	67.6810%	Fecal		CFU/100 mL	200	283.2	86400	-	8,631.9
5439000	7/11/1997	9.9	9.9	0.1782	1.76	7985	67.6810%	Fecal		CFU/100 mL	200	283.2	86400	-	8,631.9
5439000	12/31/1998	9.9	9.9	0.1782	1.76	7985	67.6810%	Fecal		CFU/100 mL	200	283.2	86400	-	8,631.9
5439000	10/29/2000	9.9	9.9	0.1782	1.76	7985	67.6810%	Fecal		CFU/100 mL	200	283.2	86400	-	8,631.9
5439000	1/22/2001	9.9	9.9	0.1782	1.76	7985	67.6810%	Fecal		CFU/100 mL	200	283.2	86400	-	8,631.9
5439000	9/25/2001	9.9	9.9	0.1782	1.76	7985	67.6810%	Fecal		CFU/100 mL	200	283.2	86400	-	8,631.9
5439000	9/5/2012	9.9	9.9	0.1782	1.76	7985	67.6810%	Fecal		CFU/100 mL	200	283.2	86400	-	8,631.9
5439000	11/19/2004	9.87	9.87	0.1782	1.76	7992	67.7403%	Fecal		CFU/100 mL	200	283.2	86400	-	8,605.8
5439000	11/8/2015	9.87	9.87	0.1782	1.76	7992	67.7403%	Fecal		CFU/100 mL	200	283.2	86400	-	8,605.8
5439000	1/4/2021	9.87	9.87	0.1782	1.76	7992	67.7403%	Fecal		CFU/100 mL	200	283.2	86400	-	8,605.8
5439000	1/23/2022	9.87	9.87	0.1782	1.76	7992	67.7403%	Fecal		CFU/100 mL	200	283.2	86400	-	8,605.8
5439000	10/26/2010	9.84	9.84	0.1782	1.75	7996	67.7742%	Fecal		CFU/100 mL	200	283.2	86400	-	8,579.6
5439000	11/25/2016	9.84	9.84	0.1782	1.75	7996	67.7742%	Fecal		CFU/100 mL	200	283.2	86400	-	8,579.6
5439000	8/15/2017	9.82	9.82	0.1782	1.75	7998	67.7912%	Fecal		CFU/100 mL	200	283.2	86400	-	8,562.2
5439000	10/13/1992	9.8	9.8	0.1782	1.75	7999	67.7996%	Fecal		CFU/100 mL	200	283.2	86400	-	8,544.7
5439000	10/18/1992	9.8	9.8	0.1782	1.75	7999	67.7996%	Fecal		CFU/100 mL	200	283.2	86400	-	8,544.7

Gage ID	Date	Discharge (CFS)	Gage Discharge (less Surrogate NPDES) (CFS)	Watershed Area Ratio	Calculated flow (CFS)	Rank	Flow Exceedance %	Parameter	Results	Units (mg or micro_gram	Limit/Standard	100mL/CF	sec/day	Actual Load (million colonies/day)	Allowable Load (million colonies/day)
5439000	10/14/1994	9.8	9.8	0.1782	1.75	7999	67.7996%	Fecal		CFU/100 mL	200	283.2	86400	-	8,544.7
5439000	10/15/1994	9.8	9.8	0.1782	1.75	7999	67.7996%	Fecal		CFU/100 mL	200	283.2	86400	-	8,544.7
5439000	1/11/1996	9.8	9.8	0.1782	1.75	7999	67.7996%	Fecal		CFU/100 mL	200	283.2	86400	-	8,544.7
5439000	1/14/1996	9.8	9.8	0.1782	1.75	7999	67.7996%	Fecal		CFU/100 mL	200	283.2	86400	-	8,544.7
5439000	7/29/2000	9.8	9.8	0.1782	1.75	7999	67.7996%	Fecal		CFU/100 mL	200	283.2	86400	-	8,544.7
5439000	7/30/2000	9.8	9.8	0.1782	1.75	7999	67.7996%	Fecal		CFU/100 mL	200	283.2	86400	-	8,544.7
5439000	12/15/2000	9.8	9.8	0.1782	1.75	7999	67.7996%	Fecal		CFU/100 mL	200	283.2	86400	-	8,544.7
5439000	7/19/2004	9.8	9.8	0.1782	1.75	7999	67.7996%	Fecal		CFU/100 mL	200	283.2	86400	-	8,544.7
5439000	8/7/2011	9.76	9.76	0.1782	1.74	8009	67.8844%	Fecal		CFU/100 mL	200	283.2	86400	-	8,509.9
5439000	10/5/2014	9.76	9.76	0.1782	1.74	8009	67.8844%	Fecal		CFU/100 mL	200	283.2	86400	-	8,509.9
5439000	4/4/2003	9.75	9.75	0.1782	1.74	8011	67.9013%	Fecal		CFU/100 mL	200	283.2	86400	-	8,501.1
5439000	10/3/2011	9.73	9.73	0.1782	1.73	8012	67.9098%	Fecal		CFU/100 mL	200	283.2	86400	-	8,483.7
5439000	7/26/2013	9.73	9.73	0.1782	1.73	8012	67.9098%	Fecal		CFU/100 mL	200	283.2	86400	-	8,483.7
5439000	12/14/2014	9.73	9.73	0.1782	1.73	8012	67.9098%	Fecal		CFU/100 mL	200	283.2	86400	-	8,483.7
5439000	5/21/1994	9.72	9.72	0.1782	1.73	8015	67.9352%	Fecal		CFU/100 mL	200	283.2	86400	-	8,475.0
5439000	5/18/1994	9.71	9.71	0.1782	1.73	8016	67.9437%	Fecal		CFU/100 mL	200	283.2	86400	-	8,466.3
5439000	12/5/2004	9.71	9.71	0.1782	1.73	8016	67.9437%	Fecal		CFU/100 mL	200	283.2	86400	-	8,466.3
5439000	11/5/1991	9.7	9.7	0.1782	1.73	8018	67.9607%	Fecal		CFU/100 mL	200	283.2	86400	-	8,457.5
5439000	10/5/2009	9.7	9.7	0.1782	1.73	8018	67.9607%	Fecal		CFU/100 mL	200	283.2	86400	-	8,457.5
5439000	8/30/2014	9.7	9.7	0.1782	1.73	8018	67.9607%	Fecal		CFU/100 mL	200	283.2	86400	-	8,457.5
5439000	7/21/2011	9.69	9.69	0.1782	1.73	8021	67.9861%	Fecal		CFU/100 mL	200	283.2	86400	-	8,448.8
5439000	2/25/2021	9.68	9.68	0.1782	1.72	8022	67.9946%	Fecal		CFU/100 mL	200	283.2	86400	-	8,440.1
5439000	12/3/2004	9.67	9.67	0.1782	1.72	8023	68.0031%	Fecal		CFU/100 mL	200	283.2	86400	-	8,431.4
5439000	11/13/2006	9.67	9.67	0.1782	1.72	8023	68.0031%	Fecal		CFU/100 mL	200	283.2	86400	-	8,431.4
5439000	7/8/2012	9.67	9.67	0.1782	1.72	8023	68.0031%	Fecal		CFU/100 mL	200	283.2	86400	-	8,431.4
5439000	12/31/2014	9.67	9.67	0.1782	1.72	8023	68.0031%	Fecal		CFU/100 mL	200	283.2	86400	-	8,431.4
5439000	10/27/2007	9.66	9.66	0.1782	1.72	8027	68.0370%	Fecal		CFU/100 mL	200	283.2	86400	-	8,422.7
5439000	7/24/1994	9.65	9.65	0.1782	1.72	8028	68.0454%	Fecal		CFU/100 mL	200	283.2	86400	-	8,414.0
5439000	7/8/2007	9.65	9.65	0.1782	1.72	8028	68.0454%	Fecal		CFU/100 mL	200	283.2	86400	-	8,414.0
5439000	10/21/2007	9.64	9.64	0.1782	1.72	8030	68.0624%	Fecal		CFU/100 mL	200	283.2	86400	-	8,405.2
5439000	6/23/2012	9.64	9.64	0.1782	1.72	8030	68.0624%	Fecal		CFU/100 mL	200	283.2	86400	-	8,405.2
5439000	8/25/2014	9.64	9.64	0.1782	1.72	8030	68.0624%	Fecal		CFU/100 mL	200	283.2	86400	-	8,405.2
5439000	9/24/2016	9.63	9.63	0.1782	1.72	8033	68.0878%	Fecal		CFU/100 mL	200	283.2	86400	-	8,396.5
5439000	1/26/2002	9.61	9.61	0.1782	1.71	8034	68.0963%	Fecal		CFU/100 mL	200	283.2	86400	-	8,379.1
5439000	1/22/2022	9.61	9.61	0.1782	1.71	8034	68.0963%	Fecal		CFU/100 mL	200	283.2	86400	-	8,379.1
5439000	10/19/1992	9.6	9.6	0.1782	1.71	8036	68.1132%	Fecal		CFU/100 mL	200	283.2	86400	-	8,370.4
5439000	3/14/1996	9.6	9.6	0.1782	1.71	8036	68.1132%	Fecal		CFU/100 mL	200	283.2	86400	-	8,370.4
5439000	9/10/1996	9.6	9.6	0.1782	1.71	8036	68.1132%	Fecal		CFU/100 mL	200	283.2	86400	-	8,370.4
5439000	1/16/1999	9.6	9.6	0.1782	1.71	8036	68.1132%	Fecal		CFU/100 mL	200	283.2	86400	-	8,370.4
5439000	1/17/1999	9.6	9.6	0.1782	1.71	8036	68.1132%	Fecal		CFU/100 mL	200	283.2	86400	-	8,370.4
5439000	1/18/1999	9.6	9.6	0.1782	1.71	8036	68.1132%	Fecal		CFU/100 mL	200	283.2	86400	-	8,370.4
5439000	1/19/1999	9.6	9.6	0.1782	1.71	8036	68.1132%	Fecal		CFU/100 mL	200	283.2	86400	-	8,370.4
5439000	10/31/2000	9.6	9.6	0.1782	1.71	8036	68.1132%	Fecal		CFU/100 mL	200	283.2	86400	-	8,370.4
5439000	12/14/2000	9.6	9.6	0.1782	1.71	8036	68.1132%	Fecal		CFU/100 mL	200	283.2	86400	-	8,370.4
5439000	12/18/2000	9.6	9.6	0.1782	1.71	8036	68.1132%	Fecal		CFU/100 mL	200	283.2	86400	-	8,370.4
5439000	1/23/2001	9.6	9.6	0.1782	1.71	8036	68.1132%	Fecal		CFU/100 mL	200	283.2	86400	-	8,370.4
5439000	1/24/2001	9.6	9.6	0.1782	1.71	8036	68.1132%	Fecal		CFU/100 mL	200	283.2	86400	-	8,370.4
5439000	2/3/2002	9.6	9.6	0.1782	1.71	8036	68.1132%	Fecal		CFU/100 mL	200	283.2	86400	-	8,370.4
5439000	1/21/2002	9.58	9.58	0.1782	1.71	8049	68.2234%	Fecal		CFU/100 mL	200	283.2	86400	-	8,352.9
5439000	12/28/2003	9.58	9.58	0.1782	1.71	8049	68.2234%	Fecal		CFU/100 mL	200	283.2	86400	-	8,352.9
5439000	9/9/2009	9.58	9.58	0.1782	1.71	8049	68.2234%	Fecal		CFU/100 mL	200	283.2	86400	-	8,352.9
5439000	9/18/2006	9.57	9.57	0.1782	1.71	8052	68.2489%	Fecal		CFU/100 mL	200	283.2	86400	-	8,344.2
5439000	9/22/2015	9.56	9.56	0.1782	1.70	8053	68.2573%	Fecal		CFU/100 mL	200	283.2	86400	-	8,335.5
5439000	1/27/2022	9.56	9.56	0.1782	1.70	8053	68.2573%	Fecal		CFU/100 mL	200	283.2	86400	-	8,335.5
5439000	5/22/1994	9.52	9.52	0.1782	1.70	8055	68.2743%	Fecal		CFU/100 mL	200	283.2	86400	-	8,300.6
5439000	1/31/2002	9.52	9.52	0.1782	1.70	8055	68.2743%	Fecal		CFU/100 mL	200	283.2	86400	-	8,300.6
5439000	11/22/2001	9.51	9.51	0.1782	1.69	8057	68.2912%	Fecal		CFU/100 mL	200	283.2	86400	-	8,291.9
5439000	11/7/2020	9.51	9.51	0.1782	1.69	8057	68.2912%	Fecal		CFU/100 mL	200	283.2	86400	-	8,291.9
5439000	9/15/1991	9.5	9.5	0.1782	1.69	8059	68.3082%	Fecal		CFU/100 mL	200	283.2	86400	-	8,283.2
5439000	10/20/1992	9.5	9.5	0.1782	1.69	8059	68.3082%	Fecal		CFU/100 mL	200	283.2	86400	-	8,283.2
5439000	1/1/1996	9.5	9.5	0.1782	1.69	8059	68.3082%	Fecal		CFU/100 mL	200	283.2	86400	-	8,283.2
5439000	2/20/1996	9.5	9.5	0.1782	1.69	8059	68.3082%	Fecal		CFU/100 mL	200	283.2	86400	-	8,283.2
5439000	3/8/1996	9.5	9.5	0.1782	1.69	8059	68.3082%	Fecal		CFU/100 mL	200	283.2	86400	-	8,283.2
5439000	4/12/1996	9.5	9.5	0.1782	1.69	8059	68.3082%	Fecal		CFU/100 mL	200	283.2	86400	-	8,283.2
5439000	1/1/1999	9.5	9.5	0.1782	1.69	8059	68.3082%	Fecal		CFU/100 mL	200	283.2	86400	-	8,283.2
5439000	1/8/1999	9.5	9.5	0.1782	1.69	8059	68.3082%	Fecal		CFU/100 mL	200	283.2	86400	-	8,283.2
5439000	1/9/1999	9.5	9.5	0.1782	1.69	8059	68.3082%	Fecal		CFU/100 mL	200	283.2	86400	-	8,283.2
5439000	1/10/1999	9.5	9.5	0.1782	1.69	8059	68.3082%	Fecal		CFU/100 mL	200	283.2	86400	-	8,283.2
5439000	1/11/1999	9.5	9.5	0.1782	1.69	8059	68.3082%	Fecal		CFU/100 mL	200	283.2	86400	-	8,283.2
5439000	1/12/1999	9.5	9.5	0.1782	1.69	8059	68.3082%	Fecal		CFU/100 mL	200	283.2	86400	-	8,283.2
5439000	1/13/1999	9.5	9.5	0.1782	1.69	8059	68.3082%	Fecal		CFU/100 mL	200	283.2	86400	-	8,283.2
5439000	1/14/1999	9.5	9.5	0.1782	1.69	8059	68.3082%	Fecal		CFU/100 mL	200	283.2	86400	-	8,283.2
5439000	1/15/1999	9.5	9.5	0.1782	1.69	8059	68.3082%	Fecal		CFU/100 mL	200	283.2	86400	-	8,283.2
5439000	7/15/1999	9.5	9.5	0.1782	1.69	8059	68.3082%	Fecal		CFU/100 mL	200	283.2	86400	-	8,283.2
5439000	7/17/1999	9.5	9.5	0.1782	1.69	8059	68.3082%	Fecal		CFU/100 mL	200	283.2	86400	-	8,283.2
5439000	10/30/2000	9.5	9.5	0.1782	1.69	8059	68.3082%	Fecal		CFU/100 mL	200	283.2	86400	-	8,283.2
5439000	12/13/2000	9.5	9.5	0.1782	1.69	8059	68.3082%	Fecal		CFU/100 mL	200	283.2	86400	-	8,283.2
5439000	1/8/2001	9.5	9.5	0.1782	1.69	8059	68.3082%	Fecal		CFU/100 mL	200	283.2	86400	-	8,283.2
5439000	2/6/2011	9.5	9.5	0.1782	1.69	8059	68.3082%	Fecal		CFU/100 mL	200	283.2	86400	-	8,283.2
5439000	11/12/2006	9.49	9.49	0.1782	1.69	8080	68.4862%	Fecal		CFU/100 mL	200	283.2	86400	-	8,274.4
5439000	8/22/2010	9.49	9.49	0.1782	1.69	8080	68.4862%	Fecal		CFU/100 mL	200	283.2	86400	-	8,274.4
5439000	1/22/2002	9.48	9.48	0.1782	1.69	8082	68.5031%	Fecal		CFU/100 mL	200	283.2	86400	-	8,265.7
5439000	5/20/1994	9.47	9.47	0.1782	1.69	8083	68.5116%	Fecal		CFU/100 mL	200	283.2	86400	-	8,257.0
5439000	8/1/2008	9.47	9.47	0.1782	1.69	8083	68.5116%	Fecal		CFU/100 mL	200	283.2	86400	-	8,257.0
5439000	8/13/2014	9.47	9.47	0.1782	1.69	8083	68.5116%	Fecal		CFU/100 mL	200	283.2	86400	-	8,257.0
5439000	10/30/2006	9.46	9.46	0.1782	1.69	8086	68.5370%	Fecal		CFU/100 mL	200	283.2	86400	-	8,248.3
5439000	8/23/2009	9.46	9.46	0.1782	1.69	8086	68.5370%	Fecal		CFU/100 mL	200	283.2	86400	-	8,248.3
5439000	11/6/2020	9.46	9.46	0.1782	1.69	8086	68.5370%	Fecal		CFU/100 mL	200	283.2	86400	-	8,248.3
5439000	1/1/2015	9.45	9.45	0.1782	1.68	8089	68.5625%	Fecal		CFU/100 mL	200	283.2	86400	-	8,239.6
5439000	12/30/2017	9.45	9.45	0.1782	1.68	8089	68.5625%	Fecal		CFU/100 mL	200	283.2	86400	-	8,239.6
5439000	10/31/2021	9.45	9.45	0.1782	1.68	8089	68.5625%	Fecal		CFU/100 mL	200	283.2	86400	-	8,239.6
5439000	9/10/1990	9.4	9.4	0.1782	1.67	8092	68.5879%	Fecal		CFU/100 mL	200	283.2	86400	-	8,196.0
5439000	10/14/1992	9.4	9.4	0.1782	1.67	8092	68.5879%	Fecal		CFU/100 mL	200	283.2	86400	-	8,196.0
5439000	10/16/1994	9.4	9.4	0.1782	1.67	8092	68.5879%	Fecal		CFU/100 mL	200	283.2	86400	-	8,196.0
5439000	12/31/1995	9.4	9.4	0.1782	1.67	8092	68.5879%	Fecal		CFU/100 mL	200	283.2	86400	-	8,196.0
5439000	4/13/1996	9.4	9.4	0.1782	1.67	8092	68.5879%	Fecal		CFU/100 mL	200	283.2	86400	-	8,196.0
5439000	4/14/1996	9.4	9.4	0.1782	1.67	8092	68.5879%	Fecal		CFU/100 mL	200	283.2	86400	-	8,196.0
5439000	11/1/2000	9.4	9.4	0.1782	1.67	8092	68.5879%	Fecal		CFU/100 mL	200	283.2	86400	-	8,196.0
5439000	1/7/2001	9.4	9.4	0.1782	1.67	8092	68.5879%	Fecal		CFU/100 mL	200	283.2	86400	-	8,196.0
5439000	1/13/2018	9.4	9.4	0.1782	1.67	8092	68.5879%	Fecal		CFU/100 mL	200	283.2	86400	-	8,196.0
5439000	7/25/2013	9.38	9.38	0.1782	1.67	8101	68.6642%	Fecal		CFU/100 mL	200	283.2	86400	-	8,178.5
5439000	11/8/2013	9.37	9.37	0.1782	1.67	8102	68.6727%	Fecal		CFU/100 mL	200	283.2	86400	-	8,169.8
5439000	11/21/2016	9.36	9.36	0.1782	1.67	8103	68.6811%	Fecal		CFU/100 mL	200	283.2	86400	-	8,161.1
5439000	7/20/2012	9.35	9.35	0.1782	1.67	8104	68.6896%	Fecal		CFU/100 mL	200	283.2	86400	-	8,152.4
5439000	8/1/2009	9.33	9.33	0.1782	1.66	8105	68.6981%	Fecal		CFU/100 mL	200	283.2	86400	-	8,134.9
5439000	6/20/1992	9.3	9.3	0.1782	1.66	8106	68.7066%	Fecal		CFU/100 mL	200	283.2	86400	-	8,108.8
5439000	10/24/1992	9.3	9.3	0.1782	1.66	8106	68.7066%	Fecal		CFU/100 mL	200	283.2	86400	-	8,108.8
5439000	10/24/1995	9.3	9.3	0.1782	1.66	8106	68.7066%	Fecal		CFU/100 mL	200	283.2	86400	-	8,108.8
5439000	12/23/1995	9.3	9.3	0.1782	1.66	8106	68.7066%	Fecal		CFU/100 mL	200	283.2	86400	-	8,108.8
5439000	7/26/1998	9.3	9.3	0.1782	1.66	8106	68.7066%	Fecal		CFU/100 mL	200	283.2	86400	-	8,108.8
5439000	1/9/2001	9.3	9.3	0.1782	1.66	8106	68.7066%	Fecal		CFU/100 mL	200	283.2	86400	-	8,108.8
5439000	10/11/2009	9.3	9.3	0.1782	1.66	8106	68.7066%	Fecal		CFU/100 mL	200	283.2	86400	-	8,108.8
5439000	8/10/2009	9.27	9.27	0.1782	1.65	8113	68.7659%	Fecal		CFU/100 mL	200	283.2	86400	-	8,082.6
5439000	10/14/2021	9.27	9.27	0.1782	1.65	8113	68.7659%	Fecal		CFU/100 mL	200	283.2	86400	-	8,082.6
5439000	3/1/2013	9.26	9.26	0.1782	1.65	8115	68.7828%	Fecal		CFU/100 mL	200	283.2	86400	-	8,073.9
5439000	8/11/2021	9.26	9.26	0.1782	1.65	8115	68.7828%	Fecal		CFU/100 mL	200	283.2	86400	-	8,073.9
5439000	8/2/1994	9.25	9.25	0.1782	1.65	8117	68.7998%	Fecal		CFU/100 mL	200	283.2	86400	-	8,065.2
5439000	8/7/2008	9.25	9.25	0.1782	1.65	8117	68.7998%	Fecal		CFU/100 mL	200	283.2	86400	-	8,065.2
5439000	11/5/2014	9.25	9.25	0.1782	1.65	8117	68.7998%	Fecal		CFU/100 mL	200	283.2	86400	-	8,065.2
5439000	4/5/2003	9.24	9.24	0.1782	1.65	8120	68.8252%	Fecal		CFU/100 mL	200	283.2	86400	-	8,056.5
5439000	12/13/2014	9.24	9.24	0.1782	1.65	8120	68.8252%	Fecal		CFU/100 mL	200	283.2	86400	-	8,056.5
5439000	9/7/2016	9.24	9.24	0.1782	1.65	8120	68.8252%	Fecal		CFU/100 mL	200	283.2	86400	-	8,056.5
5439000	11/27/2016	9.24	9.24	0.1782	1.65	8120	68.8252%	Fecal		CFU/100 mL	200	283.2	86400	-	8,056.5
5439000	8/2/2009	9.23	9.23	0.1782	1.64	8124	68.8591%	Fecal		CFU/100 mL	200	283.2	86400	-	8,047.7
5439000	9/1/2013	9.22	9.22	0.1782	1.64	8125	68.8676%	Fecal		CFU/100 mL	200	283.2	86400	-	8,039.0

Gage ID	Date	Discharge (CFS)	Gage Discharge (less Surrogate NPDES) (CFS)	Watershed Area Ratio	Calculated flow (CFS)	Rank	Flow Exceedance %	Parameter	Results	Units (mg or micro_gram	Limit/Standard	100mL/CF	sec/day	Actual Load (million colonies/day)	Allowable Load (million colonies/day)
5439000	8/3/2014	9.21	9.21	0.1782	1.64	8126	68.8761%	Fecal		CFU/100 mL	200	283.2	86400	-	8,030.3
5439000	10/7/1991	9.2	9.2	0.1782	1.64	8127	68.8846%	Fecal		CFU/100 mL	200	283.2	86400	-	8,021.6
5439000	7/13/1992	9.2	9.2	0.1782	1.64	8127	68.8846%	Fecal		CFU/100 mL	200	283.2	86400	-	8,021.6
5439000	7/29/1992	9.2	9.2	0.1782	1.64	8127	68.8846%	Fecal		CFU/100 mL	200	283.2	86400	-	8,021.6
5439000	2/21/1996	9.2	9.2	0.1782	1.64	8127	68.8846%	Fecal		CFU/100 mL	200	283.2	86400	-	8,021.6
5439000	4/4/1996	9.2	9.2	0.1782	1.64	8127	68.8846%	Fecal		CFU/100 mL	200	283.2	86400	-	8,021.6
5439000	7/19/1999	9.2	9.2	0.1782	1.64	8127	68.8846%	Fecal		CFU/100 mL	200	283.2	86400	-	8,021.6
5439000	12/31/2017	9.2	9.2	0.1782	1.64	8127	68.8846%	Fecal		CFU/100 mL	200	283.2	86400	-	8,021.6
5439000	6/10/2005	9.19	9.19	0.1782	1.64	8134	68.9439%	Fecal		CFU/100 mL	200	283.2	86400	-	8,012.9
5439000	1/27/2002	9.18	9.18	0.1782	1.64	8135	68.9524%	Fecal		CFU/100 mL	200	283.2	86400	-	8,004.2
5439000	1/29/2009	9.18	9.18	0.1782	1.64	8135	68.9524%	Fecal		CFU/100 mL	200	283.2	86400	-	8,004.2
5439000	2/3/2009	9.18	9.18	0.1782	1.64	8135	68.9524%	Fecal		CFU/100 mL	200	283.2	86400	-	8,004.2
5439000	10/6/2009	9.18	9.18	0.1782	1.64	8135	68.9524%	Fecal		CFU/100 mL	200	283.2	86400	-	8,004.2
5439000	7/17/2017	9.18	9.18	0.1782	1.64	8135	68.9524%	Fecal		CFU/100 mL	200	283.2	86400	-	8,004.2
5439000	1/2/2015	9.16	9.16	0.1782	1.63	8140	68.9947%	Fecal		CFU/100 mL	200	283.2	86400	-	7,986.7
5439000	1/1/2018	9.16	9.16	0.1782	1.63	8140	68.9947%	Fecal		CFU/100 mL	200	283.2	86400	-	7,986.7
5439000	2/3/2018	9.16	9.16	0.1782	1.63	8140	68.9947%	Fecal		CFU/100 mL	200	283.2	86400	-	7,986.7
5439000	8/14/2015	9.15	9.15	0.1782	1.63	8143	69.0202%	Fecal		CFU/100 mL	200	283.2	86400	-	7,978.0
5439000	8/20/2015	9.15	9.15	0.1782	1.63	8143	69.0202%	Fecal		CFU/100 mL	200	283.2	86400	-	7,978.0
5439000	2/7/2018	9.14	9.14	0.1782	1.63	8145	69.0371%	Fecal		CFU/100 mL	200	283.2	86400	-	7,969.3
5439000	1/28/2002	9.13	9.13	0.1782	1.63	8146	69.0456%	Fecal		CFU/100 mL	200	283.2	86400	-	7,960.6
5439000	9/4/2010	9.13	9.13	0.1782	1.63	8146	69.0456%	Fecal		CFU/100 mL	200	283.2	86400	-	7,960.6
5439000	1/21/2022	9.13	9.13	0.1782	1.63	8146	69.0456%	Fecal		CFU/100 mL	200	283.2	86400	-	7,960.6
5439000	12/4/2004	9.11	9.11	0.1782	1.62	8149	69.0710%	Fecal		CFU/100 mL	200	283.2	86400	-	7,943.1
5439000	10/16/2011	9.11	9.11	0.1782	1.62	8149	69.0710%	Fecal		CFU/100 mL	200	283.2	86400	-	7,943.1
5439000	10/26/2020	9.11	9.11	0.1782	1.62	8149	69.0710%	Fecal		CFU/100 mL	200	283.2	86400	-	7,943.1
5439000	10/25/1992	9.1	9.1	0.1782	1.62	8152	69.0965%	Fecal		CFU/100 mL	200	283.2	86400	-	7,934.4
5439000	12/27/1995	9.1	9.1	0.1782	1.62	8152	69.0965%	Fecal		CFU/100 mL	200	283.2	86400	-	7,934.4
5439000	12/30/1995	9.1	9.1	0.1782	1.62	8152	69.0965%	Fecal		CFU/100 mL	200	283.2	86400	-	7,934.4
5439000	12/1/1996	9.1	9.1	0.1782	1.62	8152	69.0965%	Fecal		CFU/100 mL	200	283.2	86400	-	7,934.4
5439000	1/7/1999	9.1	9.1	0.1782	1.62	8152	69.0965%	Fecal		CFU/100 mL	200	283.2	86400	-	7,934.4
5439000	8/14/2000	9.1	9.1	0.1782	1.62	8152	69.0965%	Fecal		CFU/100 mL	200	283.2	86400	-	7,934.4
5439000	1/10/2001	9.1	9.1	0.1782	1.62	8152	69.0965%	Fecal		CFU/100 mL	200	283.2	86400	-	7,934.4
5439000	1/25/2001	9.1	9.1	0.1782	1.62	8152	69.0965%	Fecal		CFU/100 mL	200	283.2	86400	-	7,934.4
5439000	9/6/2016	9.1	9.1	0.1782	1.62	8152	69.0965%	Fecal		CFU/100 mL	200	283.2	86400	-	7,934.4
5439000	5/19/1994	9.09	9.09	0.1782	1.62	8161	69.1727%	Fecal		CFU/100 mL	200	283.2	86400	-	7,925.7
5439000	7/21/2003	9.09	9.09	0.1782	1.62	8161	69.1727%	Fecal		CFU/100 mL	200	283.2	86400	-	7,925.7
5439000	10/15/2011	9.09	9.09	0.1782	1.62	8161	69.1727%	Fecal		CFU/100 mL	200	283.2	86400	-	7,925.7
5439000	9/14/2020	9.09	9.09	0.1782	1.62	8161	69.1727%	Fecal		CFU/100 mL	200	283.2	86400	-	7,925.7
5439000	1/31/2007	9.07	9.07	0.1782	1.62	8165	69.2066%	Fecal		CFU/100 mL	200	283.2	86400	-	7,908.2
5439000	2/1/2007	9.07	9.07	0.1782	1.62	8165	69.2066%	Fecal		CFU/100 mL	200	283.2	86400	-	7,908.2
5439000	2/2/2007	9.07	9.07	0.1782	1.62	8165	69.2066%	Fecal		CFU/100 mL	200	283.2	86400	-	7,908.2
5439000	2/12/2007	9.07	9.07	0.1782	1.62	8165	69.2066%	Fecal		CFU/100 mL	200	283.2	86400	-	7,908.2
5439000	2/14/2007	9.07	9.07	0.1782	1.62	8165	69.2066%	Fecal		CFU/100 mL	200	283.2	86400	-	7,908.2
5439000	2/16/2007	9.07	9.07	0.1782	1.62	8165	69.2066%	Fecal		CFU/100 mL	200	283.2	86400	-	7,908.2
5439000	2/17/2007	9.07	9.07	0.1782	1.62	8165	69.2066%	Fecal		CFU/100 mL	200	283.2	86400	-	7,908.2
5439000	1/15/2014	9.07	9.07	0.1782	1.62	8165	69.2066%	Fecal		CFU/100 mL	200	283.2	86400	-	7,908.2
5439000	6/10/2014	9.05	9.05	0.1782	1.61	8173	69.2745%	Fecal		CFU/100 mL	200	283.2	86400	-	7,890.8
5439000	1/16/2002	9.03	9.03	0.1782	1.61	8174	69.2829%	Fecal		CFU/100 mL	200	283.2	86400	-	7,873.4
5439000	11/11/2014	9.03	9.03	0.1782	1.61	8174	69.2829%	Fecal		CFU/100 mL	200	283.2	86400	-	7,873.4
5439000	2/4/2018	9.02	9.02	0.1782	1.61	8176	69.2999%	Fecal		CFU/100 mL	200	283.2	86400	-	7,864.6
5439000	2/5/2018	9.02	9.02	0.1782	1.61	8176	69.2999%	Fecal		CFU/100 mL	200	283.2	86400	-	7,864.6
5439000	2/6/2018	9.02	9.02	0.1782	1.61	8176	69.2999%	Fecal		CFU/100 mL	200	283.2	86400	-	7,864.6
5439000	11/9/2015	9.01	9.01	0.1782	1.61	8179	69.3253%	Fecal		CFU/100 mL	200	283.2	86400	-	7,855.9
5439000	11/7/1991	9	9	0.1782	1.60	8180	69.3338%	Fecal		CFU/100 mL	200	283.2	86400	-	7,847.2
5439000	7/4/1992	9	9	0.1782	1.60	8180	69.3338%	Fecal		CFU/100 mL	200	283.2	86400	-	7,847.2
5439000	12/28/1995	9	9	0.1782	1.60	8180	69.3338%	Fecal		CFU/100 mL	200	283.2	86400	-	7,847.2
5439000	12/29/1995	9	9	0.1782	1.60	8180	69.3338%	Fecal		CFU/100 mL	200	283.2	86400	-	7,847.2
5439000	1/10/1996	9	9	0.1782	1.60	8180	69.3338%	Fecal		CFU/100 mL	200	283.2	86400	-	7,847.2
5439000	1/27/1996	9	9	0.1782	1.60	8180	69.3338%	Fecal		CFU/100 mL	200	283.2	86400	-	7,847.2
5439000	1/2/1999	9	9	0.1782	1.60	8180	69.3338%	Fecal		CFU/100 mL	200	283.2	86400	-	7,847.2
5439000	7/27/1999	9	9	0.1782	1.60	8180	69.3338%	Fecal		CFU/100 mL	200	283.2	86400	-	7,847.2
5439000	12/19/2000	9	9	0.1782	1.60	8180	69.3338%	Fecal		CFU/100 mL	200	283.2	86400	-	7,847.2
5439000	12/20/2000	9	9	0.1782	1.60	8180	69.3338%	Fecal		CFU/100 mL	200	283.2	86400	-	7,847.2
5439000	1/4/2001	9	9	0.1782	1.60	8180	69.3338%	Fecal		CFU/100 mL	200	283.2	86400	-	7,847.2
5439000	1/5/2001	9	9	0.1782	1.60	8180	69.3338%	Fecal		CFU/100 mL	200	283.2	86400	-	7,847.2
5439000	1/6/2001	9	9	0.1782	1.60	8180	69.3338%	Fecal		CFU/100 mL	200	283.2	86400	-	7,847.2
5439000	1/27/2001	9	9	0.1782	1.60	8180	69.3338%	Fecal		CFU/100 mL	200	283.2	86400	-	7,847.2
5439000	2/4/2002	9	9	0.1782	1.60	8180	69.3338%	Fecal		CFU/100 mL	200	283.2	86400	-	7,847.2
5439000	9/6/2006	9	9	0.1782	1.60	8180	69.3338%	Fecal		CFU/100 mL	200	283.2	86400	-	7,847.2
5439000	2/5/2011	9	9	0.1782	1.60	8180	69.3338%	Fecal		CFU/100 mL	200	283.2	86400	-	7,847.2
5439000	2/7/2011	9	9	0.1782	1.60	8180	69.3338%	Fecal		CFU/100 mL	200	283.2	86400	-	7,847.2
5439000	2/25/2013	9	9	0.1782	1.60	8180	69.3338%	Fecal		CFU/100 mL	200	283.2	86400	-	7,847.2
5439000	2/26/2013	9	9	0.1782	1.60	8180	69.3338%	Fecal		CFU/100 mL	200	283.2	86400	-	7,847.2
5439000	8/12/2015	9	9	0.1782	1.60	8180	69.3338%	Fecal		CFU/100 mL	200	283.2	86400	-	7,847.2
5439000	9/9/2015	9	9	0.1782	1.60	8180	69.3338%	Fecal		CFU/100 mL	200	283.2	86400	-	7,847.2
5439000	6/9/2014	8.99	8.99	0.1782	1.60	8202	69.5203%	Fecal		CFU/100 mL	200	283.2	86400	-	7,838.5
5439000	10/6/2016	8.99	8.99	0.1782	1.60	8202	69.5203%	Fecal		CFU/100 mL	200	283.2	86400	-	7,838.5
5439000	1/3/2015	8.97	8.97	0.1782	1.60	8204	69.5372%	Fecal		CFU/100 mL	200	283.2	86400	-	7,821.1
5439000	7/28/2020	8.97	8.97	0.1782	1.60	8204	69.5372%	Fecal		CFU/100 mL	200	283.2	86400	-	7,821.1
5439000	1/18/2021	8.97	8.97	0.1782	1.60	8204	69.5372%	Fecal		CFU/100 mL	200	283.2	86400	-	7,821.1
5439000	6/30/2003	8.95	8.95	0.1782	1.59	8207	69.5626%	Fecal		CFU/100 mL	200	283.2	86400	-	7,803.6
5439000	7/20/2004	8.95	8.95	0.1782	1.59	8207	69.5626%	Fecal		CFU/100 mL	200	283.2	86400	-	7,803.6
5439000	2/7/2002	8.94	8.94	0.1782	1.59	8209	69.5796%	Fecal		CFU/100 mL	200	283.2	86400	-	7,794.9
5439000	7/12/2002	8.94	8.94	0.1782	1.59	8209	69.5796%	Fecal		CFU/100 mL	200	283.2	86400	-	7,794.9
5439000	10/30/2014	8.94	8.94	0.1782	1.59	8209	69.5796%	Fecal		CFU/100 mL	200	283.2	86400	-	7,794.9
5439000	1/28/2022	8.94	8.94	0.1782	1.59	8209	69.5796%	Fecal		CFU/100 mL	200	283.2	86400	-	7,794.9
5439000	10/22/2007	8.91	8.91	0.1782	1.59	8213	69.6135%	Fecal		CFU/100 mL	200	283.2	86400	-	7,768.7
5439000	10/23/1992	8.9	8.9	0.1782	1.59	8214	69.6220%	Fecal		CFU/100 mL	200	283.2	86400	-	7,760.0
5439000	10/17/1994	8.9	8.9	0.1782	1.59	8214	69.6220%	Fecal		CFU/100 mL	200	283.2	86400	-	7,760.0
5439000	1/2/1996	8.9	8.9	0.1782	1.59	8214	69.6220%	Fecal		CFU/100 mL	200	283.2	86400	-	7,760.0
5439000	1/28/1996	8.9	8.9	0.1782	1.59	8214	69.6220%	Fecal		CFU/100 mL	200	283.2	86400	-	7,760.0
5439000	2/19/1996	8.9	8.9	0.1782	1.59	8214	69.6220%	Fecal		CFU/100 mL	200	283.2	86400	-	7,760.0
5439000	10/14/1999	8.9	8.9	0.1782	1.59	8214	69.6220%	Fecal		CFU/100 mL	200	283.2	86400	-	7,760.0
5439000	12/21/2000	8.9	8.9	0.1782	1.59	8214	69.6220%	Fecal		CFU/100 mL	200	283.2	86400	-	7,760.0
5439000	7/10/2001	8.9	8.9	0.1782	1.59	8214	69.6220%	Fecal		CFU/100 mL	200	283.2	86400	-	7,760.0
5439000	9/9/2001	8.9	8.9	0.1782	1.59	8214	69.6220%	Fecal		CFU/100 mL	200	283.2	86400	-	7,760.0
5439000	1/5/2021	8.88	8.88	0.1782	1.58	8223	69.6983%	Fecal		CFU/100 mL	200	283.2	86400	-	7,742.6
5439000	8/12/2021	8.88	8.88	0.1782	1.58	8223	69.6983%	Fecal		CFU/100 mL	200	283.2	86400	-	7,742.6
5439000	11/4/2014	8.87	8.87	0.1782	1.58	8225	69.7152%	Fecal		CFU/100 mL	200	283.2	86400	-	7,733.9
5439000	5/27/1994	8.86	8.86	0.1782	1.58	8226	69.7237%	Fecal		CFU/100 mL	200	283.2	86400	-	7,725.1
5439000	4/17/2003	8.85	8.85	0.1782	1.58	8227	69.7322%	Fecal		CFU/100 mL	200	283.2	86400	-	7,716.4
5439000	1/4/2015	8.85	8.85	0.1782	1.58	8227	69.7322%	Fecal		CFU/100 mL	200	283.2	86400	-	7,716.4
5439000	1/29/2002	8.83	8.83	0.1782	1.57	8229	69.7491%	Fecal		CFU/100 mL	200	283.2	86400	-	7,699.0
5439000	1/29/2022	8.83	8.83	0.1782	1.57	8229	69.7491%	Fecal		CFU/100 mL	200	283.2	86400	-	7,699.0
5439000	10/23/2007	8.82	8.82	0.1782	1.57	8231	69.7661%	Fecal		CFU/100 mL	200	283.2	86400	-	7,690.3
5439000	2/24/2021	8.82	8.82	0.1782	1.57	8231	69.7661%	Fecal		CFU/100 mL	200	283.2	86400	-	7,690.3
5439000	9/11/1990	8.8	8.8	0.1782	1.57	8233	69.7830%	Fecal		CFU/100 mL	200	283.2	86400	-	7,672.8
5439000	2/7/1996	8.8	8.8	0.1782	1.57	8233	69.7830%	Fecal		CFU/100 mL	200	283.2	86400	-	7,672.8
5439000	3/9/1996	8.8	8.8	0.1782	1.57	8233	69.7830%	Fecal		CFU/100 mL	200	283.2	86400	-	7,672.8
5439000	10/27/1997	8.8	8.8	0.1782	1.57	8233	69.7830%	Fecal		CFU/100 mL	200	283.2	86400	-	7,672.8
5439000	12/22/2000	8.8	8.8	0.1782	1.57	8233	69.7830%	Fecal		CFU/100 mL	200	283.2	86400	-	7,672.8
5439000	12/23/2000	8.8	8.8	0.1782	1.57	8233	69.7830%	Fecal		CFU/100 mL	200	283.2	86400	-	7,672.8
5439000	5/28/1994	8.78	8.78	0.1782	1.56	8239	69.8339%	Fecal		CFU/100 mL	200	283.2	86400	-	7,655.4
5439000	1/5/2015	8.78	8.78	0.1782	1.56	8239	69.8339%	Fecal		CFU/100 mL	200	283.2	86400	-	7,655.4
5439000	1/20/2002	8.76	8.76	0.1782	1.56	8241	69.8508%	Fecal		CFU/100 mL	200	283.2	86400	-	7,637.9
5439000	1/30/2002	8.76	8.76	0.1782	1.56	8241	69.8508%	Fecal		CFU/100 mL	200	283.2	86400	-	7,637.9
5439000	11/23/2007	8.76	8.76	0.1782	1.56	8241	69.8508%	Fecal		CFU/100 mL	200	283.2	86400	-	7,637.9
5439000	10/12/2009	8.75	8.75	0.1782	1.56	8244	69.8763%	Fecal		CFU/100 mL	200	283.2	86400	-	7,629.2
5439000	8/4/2016	8.73	8.73	0.1782	1.56	8245	69.8847%	Fecal		CFU/100 mL	200	283.2	86400	-	7,611.8
5439000	12/29/2020	8.73	8.73	0.1782	1.56	8245	69.8847%	Fecal		CFU/100 mL	200	283.2	86400	-	7,611.8
5439000	1/6/2015	8.71	8.71	0.1782	1.55	8247	69.9017%	Fecal		CFU/100 mL	200	283.2	86400	-	7,594.4
5439000	7/7/1992	8.7	8.7	0.1782	1.55	8248	69.9102%	Fecal		CFU/100 mL	200	283.2	86400	-	7,585.6
5439000	1/26/1996	8.7	8.7	0.1782	1.55	8248	69.9102%	Fecal		CFU/100 mL	200	283.2	86400	-	7,585.6
5439000	2/22/1996	8.7	8.7	0.1782	1.55	8248	69.9102%	Fecal		CFU/100 mL	200	283.2	86400	-	7,585.6

Gage ID	Date	Discharge (CFS)	Gage Discharge (less Surrogate NPDES) (CFS)	Watershed Area Ratio	Calculated flow (CFS)	Rank	Flow Exceedance %	Parameter	Results	Units (mg or micro_gram	Limit/Standard	100mL/CF	sec/day	Actual Load (million colonies/day)	Allowable Load (million colonies/day)
5439000	12/24/2000	8.7	8.7	0.1782	1.55	8248	69.9102%	Fecal		CFU/100 mL	200	283.2	86400	-	7,585.6
5439000	1/3/2001	8.7	8.7	0.1782	1.55	8248	69.9102%	Fecal		CFU/100 mL	200	283.2	86400	-	7,585.6
5439000	1/28/2001	8.7	8.7	0.1782	1.55	8248	69.9102%	Fecal		CFU/100 mL	200	283.2	86400	-	7,585.6
5439000	2/8/2011	8.7	8.7	0.1782	1.55	8248	69.9102%	Fecal		CFU/100 mL	200	283.2	86400	-	7,585.6
5439000	12/8/2020	8.68	8.68	0.1782	1.55	8255	69.9695%	Fecal		CFU/100 mL	200	283.2	86400	-	7,568.2
5439000	1/20/2021	8.67	8.67	0.1782	1.54	8256	69.9780%	Fecal		CFU/100 mL	200	283.2	86400	-	7,559.5
5439000	9/10/2009	8.66	8.66	0.1782	1.54	8257	69.9864%	Fecal		CFU/100 mL	200	283.2	86400	-	7,550.8
5439000	2/23/2021	8.66	8.66	0.1782	1.54	8257	69.9864%	Fecal		CFU/100 mL	200	283.2	86400	-	7,550.8
5439000	10/4/2011	8.65	8.65	0.1782	1.54	8259	70.0034%	Fecal		CFU/100 mL	200	283.2	86400	-	7,542.0
5439000	7/18/2016	8.65	8.65	0.1782	1.54	8259	70.0034%	Fecal		CFU/100 mL	200	283.2	86400	-	7,542.0
5439000	2/11/2022	8.65	8.65	0.1782	1.54	8259	70.0034%	Fecal		CFU/100 mL	200	283.2	86400	-	7,542.0
5439000	10/22/2012	8.64	8.64	0.1782	1.54	8262	70.0288%	Fecal		CFU/100 mL	200	283.2	86400	-	7,533.3
5439000	8/8/2015	8.63	8.63	0.1782	1.54	8263	70.0373%	Fecal		CFU/100 mL	200	283.2	86400	-	7,524.6
5439000	1/30/2022	8.63	8.63	0.1782	1.54	8263	70.0373%	Fecal		CFU/100 mL	200	283.2	86400	-	7,524.6
5439000	10/26/2007	8.62	8.62	0.1782	1.54	8265	70.0542%	Fecal		CFU/100 mL	200	283.2	86400	-	7,515.9
5439000	6/24/2012	8.61	8.61	0.1782	1.53	8266	70.0627%	Fecal		CFU/100 mL	200	283.2	86400	-	7,507.2
5439000	11/22/2016	8.61	8.61	0.1782	1.53	8266	70.0627%	Fecal		CFU/100 mL	200	283.2	86400	-	7,507.2
5439000	8/6/1992	8.6	8.6	0.1782	1.53	8268	70.0797%	Fecal		CFU/100 mL	200	283.2	86400	-	7,498.4
5439000	10/21/1994	8.6	8.6	0.1782	1.53	8268	70.0797%	Fecal		CFU/100 mL	200	283.2	86400	-	7,498.4
5439000	1/29/1996	8.6	8.6	0.1782	1.53	8268	70.0797%	Fecal		CFU/100 mL	200	283.2	86400	-	7,498.4
5439000	11/26/1996	8.6	8.6	0.1782	1.53	8268	70.0797%	Fecal		CFU/100 mL	200	283.2	86400	-	7,498.4
5439000	10/9/1999	8.6	8.6	0.1782	1.53	8268	70.0797%	Fecal		CFU/100 mL	200	283.2	86400	-	7,498.4
5439000	12/28/2000	8.6	8.6	0.1782	1.53	8268	70.0797%	Fecal		CFU/100 mL	200	283.2	86400	-	7,498.4
5439000	12/29/2000	8.6	8.6	0.1782	1.53	8268	70.0797%	Fecal		CFU/100 mL	200	283.2	86400	-	7,498.4
5439000	12/30/2000	8.6	8.6	0.1782	1.53	8268	70.0797%	Fecal		CFU/100 mL	200	283.2	86400	-	7,498.4
5439000	12/31/2000	8.6	8.6	0.1782	1.53	8268	70.0797%	Fecal		CFU/100 mL	200	283.2	86400	-	7,498.4
5439000	1/1/2001	8.6	8.6	0.1782	1.53	8268	70.0797%	Fecal		CFU/100 mL	200	283.2	86400	-	7,498.4
5439000	1/2/2001	8.6	8.6	0.1782	1.53	8268	70.0797%	Fecal		CFU/100 mL	200	283.2	86400	-	7,498.4
5439000	1/17/2002	8.6	8.6	0.1782	1.53	8268	70.0797%	Fecal		CFU/100 mL	200	283.2	86400	-	7,498.4
5439000	12/22/2003	8.6	8.6	0.1782	1.53	8268	70.0797%	Fecal		CFU/100 mL	200	283.2	86400	-	7,498.4
5439000	3/24/2006	8.6	8.6	0.1782	1.53	8268	70.0797%	Fecal		CFU/100 mL	200	283.2	86400	-	7,498.4
5439000	8/1/2021	8.6	8.6	0.1782	1.53	8268	70.0797%	Fecal		CFU/100 mL	200	283.2	86400	-	7,498.4
5439000	11/10/2015	8.59	8.59	0.1782	1.53	8283	70.2068%	Fecal		CFU/100 mL	200	283.2	86400	-	7,489.7
5439000	7/1/2012	8.58	8.58	0.1782	1.53	8284	70.2153%	Fecal		CFU/100 mL	200	283.2	86400	-	7,481.0
5439000	1/1/2005	8.56	8.56	0.1782	1.53	8285	70.2238%	Fecal		CFU/100 mL	200	283.2	86400	-	7,463.6
5439000	10/11/2021	8.54	8.54	0.1782	1.52	8286	70.2322%	Fecal		CFU/100 mL	200	283.2	86400	-	7,446.1
5439000	12/9/2020	8.53	8.53	0.1782	1.52	8287	70.2407%	Fecal		CFU/100 mL	200	283.2	86400	-	7,437.4
5439000	1/7/2015	8.52	8.52	0.1782	1.52	8288	70.2492%	Fecal		CFU/100 mL	200	283.2	86400	-	7,428.7
5439000	2/21/2021	8.52	8.52	0.1782	1.52	8288	70.2492%	Fecal		CFU/100 mL	200	283.2	86400	-	7,428.7
5439000	9/22/1990	8.5	8.5	0.1782	1.51	8290	70.2661%	Fecal		CFU/100 mL	200	283.2	86400	-	7,411.3
5439000	10/22/1994	8.5	8.5	0.1782	1.51	8290	70.2661%	Fecal		CFU/100 mL	200	283.2	86400	-	7,411.3
5439000	10/23/1994	8.5	8.5	0.1782	1.51	8290	70.2661%	Fecal		CFU/100 mL	200	283.2	86400	-	7,411.3
5439000	12/8/1999	8.5	8.5	0.1782	1.51	8290	70.2661%	Fecal		CFU/100 mL	200	283.2	86400	-	7,411.3
5439000	1/26/2001	8.5	8.5	0.1782	1.51	8290	70.2661%	Fecal		CFU/100 mL	200	283.2	86400	-	7,411.3
5439000	2/3/2011	8.5	8.5	0.1782	1.51	8290	70.2661%	Fecal		CFU/100 mL	200	283.2	86400	-	7,411.3
5439000	2/4/2011	8.5	8.5	0.1782	1.51	8290	70.2661%	Fecal		CFU/100 mL	200	283.2	86400	-	7,411.3
5439000	2/9/2011	8.5	8.5	0.1782	1.51	8290	70.2661%	Fecal		CFU/100 mL	200	283.2	86400	-	7,411.3
5439000	2/10/2011	8.5	8.5	0.1782	1.51	8290	70.2661%	Fecal		CFU/100 mL	200	283.2	86400	-	7,411.3
5439000	12/24/2020	8.5	8.5	0.1782	1.51	8290	70.2661%	Fecal		CFU/100 mL	200	283.2	86400	-	7,411.3
5439000	11/26/2016	8.49	8.49	0.1782	1.51	8300	70.3509%	Fecal		CFU/100 mL	200	283.2	86400	-	7,402.5
5439000	7/9/2006	8.48	8.48	0.1782	1.51	8301	70.3594%	Fecal		CFU/100 mL	200	283.2	86400	-	7,393.8
5439000	8/4/2007	8.48	8.48	0.1782	1.51	8301	70.3594%	Fecal		CFU/100 mL	200	283.2	86400	-	7,393.8
5439000	2/20/2021	8.47	8.47	0.1782	1.51	8303	70.3763%	Fecal		CFU/100 mL	200	283.2	86400	-	7,385.1
5439000	10/14/2003	8.46	8.46	0.1782	1.51	8304	70.3848%	Fecal		CFU/100 mL	200	283.2	86400	-	7,376.4
5439000	5/29/1994	8.45	8.45	0.1782	1.51	8305	70.3933%	Fecal		CFU/100 mL	200	283.2	86400	-	7,367.7
5439000	7/29/2020	8.45	8.45	0.1782	1.51	8305	70.3933%	Fecal		CFU/100 mL	200	283.2	86400	-	7,367.7
5439000	1/11/2005	8.44	8.44	0.1782	1.50	8307	70.4102%	Fecal		CFU/100 mL	200	283.2	86400	-	7,358.9
5439000	4/7/2003	8.43	8.43	0.1782	1.50	8308	70.4187%	Fecal		CFU/100 mL	200	283.2	86400	-	7,350.2
5439000	8/3/2009	8.43	8.43	0.1782	1.50	8308	70.4187%	Fecal		CFU/100 mL	200	283.2	86400	-	7,350.2
5439000	2/18/2021	8.43	8.43	0.1782	1.50	8308	70.4187%	Fecal		CFU/100 mL	200	283.2	86400	-	7,350.2
5439000	2/22/2021	8.43	8.43	0.1782	1.50	8308	70.4187%	Fecal		CFU/100 mL	200	283.2	86400	-	7,350.2
5439000	8/16/2002	8.42	8.42	0.1782	1.50	8312	70.4526%	Fecal		CFU/100 mL	200	283.2	86400	-	7,341.5
5439000	7/31/2019	8.42	8.42	0.1782	1.50	8312	70.4526%	Fecal		CFU/100 mL	200	283.2	86400	-	7,341.5
5439000	12/26/2020	8.41	8.41	0.1782	1.50	8314	70.4696%	Fecal		CFU/100 mL	200	283.2	86400	-	7,332.8
5439000	2/19/2021	8.41	8.41	0.1782	1.50	8314	70.4696%	Fecal		CFU/100 mL	200	283.2	86400	-	7,332.8
5439000	11/6/1991	8.4	8.4	0.1782	1.50	8316	70.4865%	Fecal		CFU/100 mL	200	283.2	86400	-	7,324.1
5439000	10/26/1992	8.4	8.4	0.1782	1.50	8316	70.4865%	Fecal		CFU/100 mL	200	283.2	86400	-	7,324.1
5439000	10/27/1992	8.4	8.4	0.1782	1.50	8316	70.4865%	Fecal		CFU/100 mL	200	283.2	86400	-	7,324.1
5439000	10/18/1994	8.4	8.4	0.1782	1.50	8316	70.4865%	Fecal		CFU/100 mL	200	283.2	86400	-	7,324.1
5439000	12/24/1995	8.4	8.4	0.1782	1.50	8316	70.4865%	Fecal		CFU/100 mL	200	283.2	86400	-	7,324.1
5439000	1/3/1996	8.4	8.4	0.1782	1.50	8316	70.4865%	Fecal		CFU/100 mL	200	283.2	86400	-	7,324.1
5439000	1/9/1996	8.4	8.4	0.1782	1.50	8316	70.4865%	Fecal		CFU/100 mL	200	283.2	86400	-	7,324.1
5439000	9/11/1996	8.4	8.4	0.1782	1.50	8316	70.4865%	Fecal		CFU/100 mL	200	283.2	86400	-	7,324.1
5439000	10/3/1998	8.4	8.4	0.1782	1.50	8316	70.4865%	Fecal		CFU/100 mL	200	283.2	86400	-	7,324.1
5439000	9/28/2000	8.4	8.4	0.1782	1.50	8316	70.4865%	Fecal		CFU/100 mL	200	283.2	86400	-	7,324.1
5439000	2/5/2002	8.4	8.4	0.1782	1.50	8316	70.4865%	Fecal		CFU/100 mL	200	283.2	86400	-	7,324.1
5439000	12/25/2020	8.4	8.4	0.1782	1.50	8316	70.4865%	Fecal		CFU/100 mL	200	283.2	86400	-	7,324.1
5439000	1/31/2022	8.38	8.38	0.1782	1.49	8328	70.5882%	Fecal		CFU/100 mL	200	283.2	86400	-	7,306.6
5439000	10/6/2011	8.37	8.37	0.1782	1.49	8329	70.5967%	Fecal		CFU/100 mL	200	283.2	86400	-	7,297.9
5439000	12/27/2020	8.37	8.37	0.1782	1.49	8329	70.5967%	Fecal		CFU/100 mL	200	283.2	86400	-	7,297.9
5439000	12/28/2020	8.36	8.36	0.1782	1.49	8331	70.6137%	Fecal		CFU/100 mL	200	283.2	86400	-	7,289.2
5439000	3/2/2013	8.35	8.35	0.1782	1.49	8332	70.6221%	Fecal		CFU/100 mL	200	283.2	86400	-	7,280.5
5439000	11/19/2013	8.34	8.34	0.1782	1.49	8333	70.6306%	Fecal		CFU/100 mL	200	283.2	86400	-	7,271.7
5439000	12/7/2020	8.32	8.32	0.1782	1.48	8334	70.6391%	Fecal		CFU/100 mL	200	283.2	86400	-	7,254.3
5439000	1/14/2021	8.32	8.32	0.1782	1.48	8334	70.6391%	Fecal		CFU/100 mL	200	283.2	86400	-	7,254.3
5439000	3/23/2006	8.31	8.31	0.1782	1.48	8336	70.6560%	Fecal		CFU/100 mL	200	283.2	86400	-	7,245.6
5439000	1/2/1990	8.3	8.3	0.1782	1.48	8337	70.6645%	Fecal		CFU/100 mL	200	283.2	86400	-	7,236.9
5439000	9/26/1994	8.3	8.3	0.1782	1.48	8337	70.6645%	Fecal		CFU/100 mL	200	283.2	86400	-	7,236.9
5439000	10/20/1994	8.3	8.3	0.1782	1.48	8337	70.6645%	Fecal		CFU/100 mL	200	283.2	86400	-	7,236.9
5439000	12/26/1995	8.3	8.3	0.1782	1.48	8337	70.6645%	Fecal		CFU/100 mL	200	283.2	86400	-	7,236.9
5439000	4/5/1996	8.3	8.3	0.1782	1.48	8337	70.6645%	Fecal		CFU/100 mL	200	283.2	86400	-	7,236.9
5439000	10/23/1996	8.3	8.3	0.1782	1.48	8337	70.6645%	Fecal		CFU/100 mL	200	283.2	86400	-	7,236.9
5439000	7/27/1998	8.3	8.3	0.1782	1.48	8337	70.6645%	Fecal		CFU/100 mL	200	283.2	86400	-	7,236.9
5439000	1/3/1999	8.3	8.3	0.1782	1.48	8337	70.6645%	Fecal		CFU/100 mL	200	283.2	86400	-	7,236.9
5439000	10/15/1999	8.3	8.3	0.1782	1.48	8337	70.6645%	Fecal		CFU/100 mL	200	283.2	86400	-	7,236.9
5439000	12/25/2000	8.3	8.3	0.1782	1.48	8337	70.6645%	Fecal		CFU/100 mL	200	283.2	86400	-	7,236.9
5439000	12/27/2000	8.3	8.3	0.1782	1.48	8337	70.6645%	Fecal		CFU/100 mL	200	283.2	86400	-	7,236.9
5439000	10/1/2009	8.27	8.27	0.1782	1.47	8348	70.7578%	Fecal		CFU/100 mL	200	283.2	86400	-	7,210.7
5439000	7/26/2018	8.27	8.27	0.1782	1.47	8348	70.7578%	Fecal		CFU/100 mL	200	283.2	86400	-	7,210.7
5439000	11/16/2020	8.26	8.26	0.1782	1.47	8350	70.7747%	Fecal		CFU/100 mL	200	283.2	86400	-	7,202.0
5439000	9/22/2009	8.25	8.25	0.1782	1.47	8351	70.7832%	Fecal		CFU/100 mL	200	283.2	86400	-	7,193.3
5439000	10/13/2009	8.24	8.24	0.1782	1.47	8352	70.7917%	Fecal		CFU/100 mL	200	283.2	86400	-	7,184.6
5439000	2/17/2021	8.24	8.24	0.1782	1.47	8352	70.7917%	Fecal		CFU/100 mL	200	283.2	86400	-	7,184.6
5439000	1/20/2022	8.24	8.24	0.1782	1.47	8352	70.7917%	Fecal		CFU/100 mL	200	283.2	86400	-	7,184.6
5439000	11/4/2004	8.22	8.22	0.1782	1.46	8355	70.8171%	Fecal		CFU/100 mL	200	283.2	86400	-	7,167.1
5439000	1/8/2015	8.22	8.22	0.1782	1.46	8355	70.8171%	Fecal		CFU/100 mL	200	283.2	86400	-	7,167.1
5439000	12/24/2017	8.22	8.22	0.1782	1.46	8355	70.8171%	Fecal		CFU/100 mL	200	283.2	86400	-	7,167.1
5439000	6/24/1992	8.2	8.2	0.1782	1.46	8358	70.8425%	Fecal		CFU/100 mL	200	283.2	86400	-	7,149.7
5439000	10/28/1992	8.2	8.2	0.1782	1.46	8358	70.8425%	Fecal		CFU/100 mL	200	283.2	86400	-	7,149.7
5439000	10/19/1994	8.2	8.2	0.1782	1.46	8358	70.8425%	Fecal		CFU/100 mL	200	283.2	86400	-	7,149.7
5439000	7/16/1999	8.2	8.2	0.1782	1.46	8358	70.8425%	Fecal		CFU/100 mL	200	283.2	86400	-	7,149.7
5439000	8/25/1999	8.2	8.2	0.1782	1.46	8358	70.8425%	Fecal		CFU/100 mL	200	283.2	86400	-	7,149.7
5439000	1/18/2002	8.2	8.2	0.1782	1.46	8358	70.8425%	Fecal		CFU/100 mL	200	283.2	86400	-	7,149.7
5439000	12/23/2003	8.19	8.19	0.1782	1.46	8364	70.8934%	Fecal		CFU/100 mL	200	283.2	86400	-	7,141.0
5439000	4/1/2006	8.19	8.19	0.1782	1.46	8364	70.8934%	Fecal		CFU/100 mL	200	283.2	86400	-	7,141.0
5439000	3/3/2013	8.19	8.19	0.1782	1.46	8364	70.8934%	Fecal		CFU/100 mL	200	283.2	86400	-	7,141.0
5439000	7/6/2003	8.17	8.17	0.1782	1.46	8367	70.9188%	Fecal		CFU/100 mL	200	283.2	86400	-	7,123.5
5439000	10/21/2001	8.16	8.16	0.1782	1.45	8368	70.9273%	Fecal		CFU/100 mL	200	283.2	86400	-	7,114.8
5439000	6/11/2005	8.15	8.15	0.1782	1.45	8369	70.9358%	Fecal		CFU/100 mL	200	283.2	86400	-	7,106.1
5439000	2/6/2002	8.14	8.14	0.1782	1.45	8370	70.9442%	Fecal		CFU/100 mL	200	283.2	86400	-	7,097.4
5439000	2/1/2022	8.13	8.13	0.1782	1.45	8371	70.9527%	Fecal		CFU/100 mL	200	283.2	86400	-	7,088.6
5439000	10/19/2001	8.12	8.12	0.1782	1.45	8372	70.9612%	Fecal		CFU/100 mL	200	283.2	86400	-	7,079.9
5439000	9/8/2008	8.12	8.12	0.1782	1.45	8372	70.9612%	Fecal		CFU/100 mL	200	283.2	86400	-	7,079.9
5439000	9/18/2012	8.12	8.12	0.1782	1.45	8372	70.9612%	Fecal		CFU/100 mL	200	283.2	86400	-	7,079.9
5439000	6/25/1992	8.1	8.1	0.1782	1.44	8375	70.9866%	Fecal		CFU/100 mL	200	283.2	86400	-	7,062.5

Gage ID	Date	Discharge (CFS)	Gage Discharge (less Surrogate NPDES) (CFS)	Watershed Area Ratio	Calculated flow (CFS)	Rank	Flow Exceedance %	Parameter	Results	Units (mg or micro_gram	Limit/Standard	100mL/CF	sec/day	Actual Load (million colonies/day)	Allowable Load (million colonies/day)
5439000	10/29/1992	8.1	8.1	0.1782	1.44	8375	70.9866%	Fecal		CFU/100 mL	200	283.2	86400	-	7,062.5
5439000	10/24/1994	8.1	8.1	0.1782	1.44	8375	70.9866%	Fecal		CFU/100 mL	200	283.2	86400	-	7,062.5
5439000	10/29/1994	8.1	8.1	0.1782	1.44	8375	70.9866%	Fecal		CFU/100 mL	200	283.2	86400	-	7,062.5
5439000	2/23/1996	8.1	8.1	0.1782	1.44	8375	70.9866%	Fecal		CFU/100 mL	200	283.2	86400	-	7,062.5
5439000	4/11/1996	8.1	8.1	0.1782	1.44	8375	70.9866%	Fecal		CFU/100 mL	200	283.2	86400	-	7,062.5
5439000	12/26/2000	8.1	8.1	0.1782	1.44	8375	70.9866%	Fecal		CFU/100 mL	200	283.2	86400	-	7,062.5
5439000	9/22/2001	8.1	8.1	0.1782	1.44	8375	70.9866%	Fecal		CFU/100 mL	200	283.2	86400	-	7,062.5
5439000	1/4/2018	8.09	8.09	0.1782	1.44	8383	71.0544%	Fecal		CFU/100 mL	200	283.2	86400	-	7,053.8
5439000	9/10/2019	8.09	8.09	0.1782	1.44	8383	71.0544%	Fecal		CFU/100 mL	200	283.2	86400	-	7,053.8
5439000	12/18/2002	8.07	8.07	0.1782	1.44	8385	71.0714%	Fecal		CFU/100 mL	200	283.2	86400	-	7,036.3
5439000	1/19/2002	8.06	8.06	0.1782	1.44	8386	71.0798%	Fecal		CFU/100 mL	200	283.2	86400	-	7,027.6
5439000	11/28/2005	8.05	8.05	0.1782	1.43	8387	71.0883%	Fecal		CFU/100 mL	200	283.2	86400	-	7,018.9
5439000	10/31/2014	8.05	8.05	0.1782	1.43	8387	71.0883%	Fecal		CFU/100 mL	200	283.2	86400	-	7,018.9
5439000	5/30/1994	8.04	8.04	0.1782	1.43	8389	71.1053%	Fecal		CFU/100 mL	200	283.2	86400	-	7,010.2
5439000	7/23/2003	8.04	8.04	0.1782	1.43	8389	71.1053%	Fecal		CFU/100 mL	200	283.2	86400	-	7,010.2
5439000	11/6/2014	8.03	8.03	0.1782	1.43	8391	71.1222%	Fecal		CFU/100 mL	200	283.2	86400	-	7,001.5
5439000	7/18/2017	8.03	8.03	0.1782	1.43	8391	71.1222%	Fecal		CFU/100 mL	200	283.2	86400	-	7,001.5
5439000	12/10/2020	8.02	8.02	0.1782	1.43	8393	71.1392%	Fecal		CFU/100 mL	200	283.2	86400	-	6,992.7
5439000	4/8/2003	8.01	8.01	0.1782	1.43	8394	71.1477%	Fecal		CFU/100 mL	200	283.2	86400	-	6,984.0
5439000	1/2/2018	8.01	8.01	0.1782	1.43	8394	71.1477%	Fecal		CFU/100 mL	200	283.2	86400	-	6,984.0
5439000	10/4/1991	8	8	0.1782	1.43	8396	71.1646%	Fecal		CFU/100 mL	200	283.2	86400	-	6,975.3
5439000	7/14/1992	8	8	0.1782	1.43	8396	71.1646%	Fecal		CFU/100 mL	200	283.2	86400	-	6,975.3
5439000	10/31/1992	8	8	0.1782	1.43	8396	71.1646%	Fecal		CFU/100 mL	200	283.2	86400	-	6,975.3
5439000	7/29/1995	8	8	0.1782	1.43	8396	71.1646%	Fecal		CFU/100 mL	200	283.2	86400	-	6,975.3
5439000	12/25/1995	8	8	0.1782	1.43	8396	71.1646%	Fecal		CFU/100 mL	200	283.2	86400	-	6,975.3
5439000	1/4/1996	8	8	0.1782	1.43	8396	71.1646%	Fecal		CFU/100 mL	200	283.2	86400	-	6,975.3
5439000	1/8/1996	8	8	0.1782	1.43	8396	71.1646%	Fecal		CFU/100 mL	200	283.2	86400	-	6,975.3
5439000	7/18/1997	8	8	0.1782	1.43	8396	71.1646%	Fecal		CFU/100 mL	200	283.2	86400	-	6,975.3
5439000	7/28/1998	8	8	0.1782	1.43	8396	71.1646%	Fecal		CFU/100 mL	200	283.2	86400	-	6,975.3
5439000	10/7/1998	8	8	0.1782	1.43	8396	71.1646%	Fecal		CFU/100 mL	200	283.2	86400	-	6,975.3
5439000	1/6/1999	8	8	0.1782	1.43	8396	71.1646%	Fecal		CFU/100 mL	200	283.2	86400	-	6,975.3
5439000	11/11/1999	8	8	0.1782	1.43	8396	71.1646%	Fecal		CFU/100 mL	200	283.2	86400	-	6,975.3
5439000	12/18/2004	8	8	0.1782	1.43	8396	71.1646%	Fecal		CFU/100 mL	200	283.2	86400	-	6,975.3
5439000	2/4/2013	8	8	0.1782	1.43	8396	71.1646%	Fecal		CFU/100 mL	200	283.2	86400	-	6,975.3
5439000	11/1/2014	7.99	7.99	0.1782	1.42	8410	71.2833%	Fecal		CFU/100 mL	200	283.2	86400	-	6,966.6
5439000	10/23/2010	7.98	7.98	0.1782	1.42	8411	71.2917%	Fecal		CFU/100 mL	200	283.2	86400	-	6,957.9
5439000	10/7/2009	7.97	7.97	0.1782	1.42	8412	71.3002%	Fecal		CFU/100 mL	200	283.2	86400	-	6,949.1
5439000	10/30/2015	7.96	7.96	0.1782	1.42	8413	71.3087%	Fecal		CFU/100 mL	200	283.2	86400	-	6,940.4
5439000	7/25/1994	7.95	7.95	0.1782	1.42	8414	71.3172%	Fecal		CFU/100 mL	200	283.2	86400	-	6,931.7
5439000	1/28/2006	7.94	7.94	0.1782	1.41	8415	71.3256%	Fecal		CFU/100 mL	200	283.2	86400	-	6,923.0
5439000	7/10/2006	7.94	7.94	0.1782	1.41	8415	71.3256%	Fecal		CFU/100 mL	200	283.2	86400	-	6,923.0
5439000	10/2/2006	7.94	7.94	0.1782	1.41	8415	71.3256%	Fecal		CFU/100 mL	200	283.2	86400	-	6,923.0
5439000	11/8/1991	7.9	7.9	0.1782	1.41	8418	71.3511%	Fecal		CFU/100 mL	200	283.2	86400	-	6,888.1
5439000	6/21/1992	7.9	7.9	0.1782	1.41	8418	71.3511%	Fecal		CFU/100 mL	200	283.2	86400	-	6,888.1
5439000	9/12/1996	7.9	7.9	0.1782	1.41	8418	71.3511%	Fecal		CFU/100 mL	200	283.2	86400	-	6,888.1
5439000	7/12/1997	7.9	7.9	0.1782	1.41	8418	71.3511%	Fecal		CFU/100 mL	200	283.2	86400	-	6,888.1
5439000	10/24/2007	7.9	7.9	0.1782	1.41	8418	71.3511%	Fecal		CFU/100 mL	200	283.2	86400	-	6,888.1
5439000	1/31/2021	7.9	7.9	0.1782	1.41	8418	71.3511%	Fecal		CFU/100 mL	200	283.2	86400	-	6,888.1
5439000	2/2/2022	7.89	7.89	0.1782	1.41	8424	71.4019%	Fecal		CFU/100 mL	200	283.2	86400	-	6,879.4
5439000	1/7/2005	7.88	7.88	0.1782	1.40	8425	71.4104%	Fecal		CFU/100 mL	200	283.2	86400	-	6,870.7
5439000	10/4/2018	7.88	7.88	0.1782	1.40	8425	71.4104%	Fecal		CFU/100 mL	200	283.2	86400	-	6,870.7
5439000	7/17/2003	7.87	7.87	0.1782	1.40	8427	71.4274%	Fecal		CFU/100 mL	200	283.2	86400	-	6,861.9
5439000	9/25/2016	7.87	7.87	0.1782	1.40	8427	71.4274%	Fecal		CFU/100 mL	200	283.2	86400	-	6,861.9
5439000	12/30/2010	7.86	7.86	0.1782	1.40	8429	71.4443%	Fecal		CFU/100 mL	200	283.2	86400	-	6,853.2
5439000	7/12/2006	7.85	7.85	0.1782	1.40	8430	71.4528%	Fecal		CFU/100 mL	200	283.2	86400	-	6,844.5
5439000	3/8/2013	7.84	7.84	0.1782	1.40	8431	71.4613%	Fecal		CFU/100 mL	200	283.2	86400	-	6,835.8
5439000	12/13/2021	7.84	7.84	0.1782	1.40	8431	71.4613%	Fecal		CFU/100 mL	200	283.2	86400	-	6,835.8
5439000	9/7/2014	7.83	7.83	0.1782	1.40	8433	71.4782%	Fecal		CFU/100 mL	200	283.2	86400	-	6,827.1
5439000	11/14/2006	7.82	7.82	0.1782	1.39	8434	71.4867%	Fecal		CFU/100 mL	200	283.2	86400	-	6,818.4
5439000	6/23/1992	7.8	7.8	0.1782	1.39	8435	71.4952%	Fecal		CFU/100 mL	200	283.2	86400	-	6,800.9
5439000	8/8/1992	7.8	7.8	0.1782	1.39	8435	71.4952%	Fecal		CFU/100 mL	200	283.2	86400	-	6,800.9
5439000	3/10/1996	7.8	7.8	0.1782	1.39	8435	71.4952%	Fecal		CFU/100 mL	200	283.2	86400	-	6,800.9
5439000	3/11/1996	7.8	7.8	0.1782	1.39	8435	71.4952%	Fecal		CFU/100 mL	200	283.2	86400	-	6,800.9
5439000	11/6/1997	7.8	7.8	0.1782	1.39	8435	71.4952%	Fecal		CFU/100 mL	200	283.2	86400	-	6,800.9
5439000	10/14/2009	7.8	7.8	0.1782	1.39	8435	71.4952%	Fecal		CFU/100 mL	200	283.2	86400	-	6,800.9
5439000	8/26/2014	7.79	7.79	0.1782	1.39	8441	71.5460%	Fecal		CFU/100 mL	200	283.2	86400	-	6,792.2
5439000	1/9/2022	7.78	7.78	0.1782	1.39	8442	71.5545%	Fecal		CFU/100 mL	200	283.2	86400	-	6,783.5
5439000	1/10/2022	7.78	7.78	0.1782	1.39	8442	71.5545%	Fecal		CFU/100 mL	200	283.2	86400	-	6,783.5
5439000	11/7/2014	7.77	7.77	0.1782	1.38	8444	71.5715%	Fecal		CFU/100 mL	200	283.2	86400	-	6,774.8
5439000	1/9/2015	7.77	7.77	0.1782	1.38	8444	71.5715%	Fecal		CFU/100 mL	200	283.2	86400	-	6,774.8
5439000	3/25/2006	7.76	7.76	0.1782	1.38	8446	71.5884%	Fecal		CFU/100 mL	200	283.2	86400	-	6,766.0
5439000	11/29/2007	7.76	7.76	0.1782	1.38	8446	71.5884%	Fecal		CFU/100 mL	200	283.2	86400	-	6,766.0
5439000	11/19/2003	7.75	7.75	0.1782	1.38	8448	71.6054%	Fecal		CFU/100 mL	200	283.2	86400	-	6,757.3
5439000	8/11/2009	7.73	7.73	0.1782	1.38	8449	71.6138%	Fecal		CFU/100 mL	200	283.2	86400	-	6,739.9
5439000	11/9/2014	7.73	7.73	0.1782	1.38	8449	71.6138%	Fecal		CFU/100 mL	200	283.2	86400	-	6,739.9
5439000	8/2/2016	7.73	7.73	0.1782	1.38	8449	71.6138%	Fecal		CFU/100 mL	200	283.2	86400	-	6,739.9
5439000	11/1/2021	7.73	7.73	0.1782	1.38	8449	71.6138%	Fecal		CFU/100 mL	200	283.2	86400	-	6,739.9
5439000	7/23/2004	7.72	7.72	0.1782	1.38	8453	71.6477%	Fecal		CFU/100 mL	200	283.2	86400	-	6,731.2
5439000	10/27/2020	7.71	7.71	0.1782	1.37	8454	71.6562%	Fecal		CFU/100 mL	200	283.2	86400	-	6,722.4
5439000	9/12/1990	7.7	7.7	0.1782	1.37	8455	71.6647%	Fecal		CFU/100 mL	200	283.2	86400	-	6,713.7
5439000	10/26/1994	7.7	7.7	0.1782	1.37	8455	71.6647%	Fecal		CFU/100 mL	200	283.2	86400	-	6,713.7
5439000	1/5/1996	7.7	7.7	0.1782	1.37	8455	71.6647%	Fecal		CFU/100 mL	200	283.2	86400	-	6,713.7
5439000	1/6/1996	7.7	7.7	0.1782	1.37	8455	71.6647%	Fecal		CFU/100 mL	200	283.2	86400	-	6,713.7
5439000	1/7/1996	7.7	7.7	0.1782	1.37	8455	71.6647%	Fecal		CFU/100 mL	200	283.2	86400	-	6,713.7
5439000	10/10/1999	7.7	7.7	0.1782	1.37	8455	71.6647%	Fecal		CFU/100 mL	200	283.2	86400	-	6,713.7
5439000	12/9/1999	7.7	7.7	0.1782	1.37	8455	71.6647%	Fecal		CFU/100 mL	200	283.2	86400	-	6,713.7
5439000	12/15/1999	7.7	7.7	0.1782	1.37	8455	71.6647%	Fecal		CFU/100 mL	200	283.2	86400	-	6,713.7
5439000	6/12/2005	7.7	7.7	0.1782	1.37	8455	71.6647%	Fecal		CFU/100 mL	200	283.2	86400	-	6,713.7
5439000	8/20/2017	7.7	7.7	0.1782	1.37	8455	71.6647%	Fecal		CFU/100 mL	200	283.2	86400	-	6,713.7
5439000	3/25/2003	7.69	7.69	0.1782	1.37	8465	71.7494%	Fecal		CFU/100 mL	200	283.2	86400	-	6,705.0
5439000	2/3/2022	7.69	7.69	0.1782	1.37	8465	71.7494%	Fecal		CFU/100 mL	200	283.2	86400	-	6,705.0
5439000	2/16/2021	7.68	7.68	0.1782	1.37	8467	71.7664%	Fecal		CFU/100 mL	200	283.2	86400	-	6,696.3
5439000	10/17/2011	7.67	7.67	0.1782	1.37	8468	71.7749%	Fecal		CFU/100 mL	200	283.2	86400	-	6,687.6
5439000	12/29/2003	7.66	7.66	0.1782	1.36	8469	71.7834%	Fecal		CFU/100 mL	200	283.2	86400	-	6,678.8
5439000	9/11/2009	7.65	7.65	0.1782	1.36	8470	71.7918%	Fecal		CFU/100 mL	200	283.2	86400	-	6,670.1
5439000	10/20/2011	7.63	7.63	0.1782	1.36	8471	71.8003%	Fecal		CFU/100 mL	200	283.2	86400	-	6,652.7
5439000	8/9/2021	7.62	7.62	0.1782	1.36	8472	71.8088%	Fecal		CFU/100 mL	200	283.2	86400	-	6,644.0
5439000	10/30/1994	7.6	7.6	0.1782	1.35	8473	71.8173%	Fecal		CFU/100 mL	200	283.2	86400	-	6,626.5
5439000	2/26/1996	7.6	7.6	0.1782	1.35	8473	71.8173%	Fecal		CFU/100 mL	200	283.2	86400	-	6,626.5
5439000	9/13/1996	7.6	7.6	0.1782	1.35	8473	71.8173%	Fecal		CFU/100 mL	200	283.2	86400	-	6,626.5
5439000	12/2/1996	7.6	7.6	0.1782	1.35	8473	71.8173%	Fecal		CFU/100 mL	200	283.2	86400	-	6,626.5
5439000	12/10/2007	7.6	7.6	0.1782	1.35	8473	71.8173%	Fecal		CFU/100 mL	200	283.2	86400	-	6,626.5
5439000	7/13/2002	7.59	7.59	0.1782	1.35	8478	71.8596%	Fecal		CFU/100 mL	200	283.2	86400	-	6,617.8
5439000	8/14/2014	7.59	7.59	0.1782	1.35	8478	71.8596%	Fecal		CFU/100 mL	200	283.2	86400	-	6,617.8
5439000	1/3/2018	7.59	7.59	0.1782	1.35	8478	71.8596%	Fecal		CFU/100 mL	200	283.2	86400	-	6,617.8
5439000	8/24/1994	7.57	7.57	0.1782	1.35	8481	71.8851%	Fecal		CFU/100 mL	200	283.2	86400	-	6,600.4
5439000	8/2/2021	7.57	7.57	0.1782	1.35	8481	71.8851%	Fecal		CFU/100 mL	200	283.2	86400	-	6,600.4
5439000	10/5/2011	7.56	7.56	0.1782	1.35	8483	71.9020%	Fecal		CFU/100 mL	200	283.2	86400	-	6,591.7
5439000	11/3/2014	7.56	7.56	0.1782	1.35	8483	71.9020%	Fecal		CFU/100 mL	200	283.2	86400	-	6,591.7
5439000	6/8/1994	7.54	7.54	0.1782	1.34	8485	71.9190%	Fecal		CFU/100 mL	200	283.2	86400	-	6,574.2
5439000	8/28/2011	7.54	7.54	0.1782	1.34	8485	71.9190%	Fecal		CFU/100 mL	200	283.2	86400	-	6,574.2
5439000	1/13/2013	7.54	7.54	0.1782	1.34	8485	71.9190%	Fecal		CFU/100 mL	200	283.2	86400	-	6,574.2
5439000	7/27/2013	7.53	7.53	0.1782	1.34	8488	71.9444%	Fecal		CFU/100 mL	200	283.2	86400	-	6,565.5
5439000	1/11/2014	7.53	7.53	0.1782	1.34	8488	71.9444%	Fecal		CFU/100 mL	200	283.2	86400	-	6,565.5
5439000	10/29/2015	7.53	7.53	0.1782	1.34	8488	71.9444%	Fecal		CFU/100 mL	200	283.2	86400	-	6,565.5
5439000	1/6/2021	7.52	7.52	0.1782	1.34	8491	71.9698%	Fecal		CFU/100 mL	200	283.2	86400	-	6,556.8
5439000	12/21/2003	7.51	7.51	0.1782	1.34	8492	71.9783%	Fecal		CFU/100 mL	200	283.2	86400	-	6,548.1
5439000	7/8/1992	7.5	7.5	0.1782	1.34	8493	71.9868%	Fecal		CFU/100 mL	200	283.2	86400	-	6,539.3
5439000	10/30/1992	7.5	7.5	0.1782	1.34	8493	71.9868%	Fecal		CFU/100 mL	200	283.2	86400	-	6,539.3
5439000	2/16/1996	7.5	7.5	0.1782	1.34	8493	71.9868%	Fecal		CFU/100 mL	200	283.2	86400	-	6,539.3
5439000	2/18/1996	7.5	7.5	0.1782	1.34	8493	71.9868%	Fecal		CFU/100 mL	200	283.2	86400	-	6,539.3
5439000	9/29/1996	7.5	7.5	0.1782	1.34	8493	71.9868%	Fecal		CFU/100 mL	200	283.2	86400	-	6,539.3
5439000	9/16/1998	7.5	7.5	0.1782	1.34	8493	71.9868%	Fecal		CFU/100 mL	200	283.2	86400	-	6,539.3
5439000	1/4/1999	7.5	7.5	0.1782	1.34	8493	71.9868%	Fecal		CFU/100 mL	200	283.2	86400	-	6,539.3
5439000	8/19/2000	7.5	7.5	0.1782	1.34	8493	71.9868%	Fecal		CFU/100 mL	200	283.2	86400	-	6,539.3

Gage ID	Date	Discharge (CFS)	Gage Discharge (less Surrogate NPDES) (CFS)	Watershed Area Ratio	Calculated flow (CFS)	Rank	Flow Exceedance %	Parameter	Results	Units (mg or micro_gram	Limit/Standard	100mL/CF	sec/day	Actual Load (million colonies/day)	Allowable Load (million colonies/day)
5439000	9/13/2000	7.5	7.5	0.1782	1.34	8493	71.9868%	Fecal		CFU/100 mL	200	283.2	86400	-	6,539.3
5439000	2/4/2021	7.5	7.5	0.1782	1.34	8493	71.9868%	Fecal		CFU/100 mL	200	283.2	86400	-	6,539.3
5439000	1/5/2005	7.48	7.48	0.1782	1.33	8503	72.0715%	Fecal		CFU/100 mL	200	283.2	86400	-	6,521.9
5439000	6/13/2005	7.48	7.48	0.1782	1.33	8503	72.0715%	Fecal		CFU/100 mL	200	283.2	86400	-	6,521.9
5439000	8/24/2009	7.48	7.48	0.1782	1.33	8503	72.0715%	Fecal		CFU/100 mL	200	283.2	86400	-	6,521.9
5439000	8/5/2011	7.48	7.48	0.1782	1.33	8503	72.0715%	Fecal		CFU/100 mL	200	283.2	86400	-	6,521.9
5439000	8/4/2009	7.47	7.47	0.1782	1.33	8507	72.1054%	Fecal		CFU/100 mL	200	283.2	86400	-	6,513.2
5439000	8/20/2019	7.47	7.47	0.1782	1.33	8507	72.1054%	Fecal		CFU/100 mL	200	283.2	86400	-	6,513.2
5439000	11/24/2007	7.46	7.46	0.1782	1.33	8509	72.1224%	Fecal		CFU/100 mL	200	283.2	86400	-	6,504.5
5439000	1/19/2022	7.46	7.46	0.1782	1.33	8509	72.1224%	Fecal		CFU/100 mL	200	283.2	86400	-	6,504.5
5439000	12/1/2007	7.45	7.45	0.1782	1.33	8511	72.1393%	Fecal		CFU/100 mL	200	283.2	86400	-	6,495.7
5439000	2/10/2022	7.45	7.45	0.1782	1.33	8511	72.1393%	Fecal		CFU/100 mL	200	283.2	86400	-	6,495.7
5439000	8/12/2005	7.44	7.44	0.1782	1.33	8513	72.1563%	Fecal		CFU/100 mL	200	283.2	86400	-	6,487.0
5439000	7/27/2018	7.44	7.44	0.1782	1.33	8513	72.1563%	Fecal		CFU/100 mL	200	283.2	86400	-	6,487.0
5439000	6/13/1994	7.43	7.43	0.1782	1.32	8515	72.1732%	Fecal		CFU/100 mL	200	283.2	86400	-	6,478.3
5439000	8/13/2015	7.43	7.43	0.1782	1.32	8515	72.1732%	Fecal		CFU/100 mL	200	283.2	86400	-	6,478.3
5439000	11/14/2015	7.43	7.43	0.1782	1.32	8515	72.1732%	Fecal		CFU/100 mL	200	283.2	86400	-	6,478.3
5439000	8/23/2010	7.42	7.42	0.1782	1.32	8518	72.1987%	Fecal		CFU/100 mL	200	283.2	86400	-	6,469.6
5439000	8/12/2011	7.42	7.42	0.1782	1.32	8518	72.1987%	Fecal		CFU/100 mL	200	283.2	86400	-	6,469.6
5439000	3/21/2003	7.41	7.41	0.1782	1.32	8520	72.2156%	Fecal		CFU/100 mL	200	283.2	86400	-	6,460.9
5439000	11/12/2014	7.41	7.41	0.1782	1.32	8520	72.2156%	Fecal		CFU/100 mL	200	283.2	86400	-	6,460.9
5439000	7/23/1991	7.4	7.4	0.1782	1.32	8522	72.2326%	Fecal		CFU/100 mL	200	283.2	86400	-	6,452.1
5439000	8/12/1991	7.4	7.4	0.1782	1.32	8522	72.2326%	Fecal		CFU/100 mL	200	283.2	86400	-	6,452.1
5439000	10/8/1991	7.4	7.4	0.1782	1.32	8522	72.2326%	Fecal		CFU/100 mL	200	283.2	86400	-	6,452.1
5439000	7/18/1999	7.4	7.4	0.1782	1.32	8522	72.2326%	Fecal		CFU/100 mL	200	283.2	86400	-	6,452.1
5439000	10/11/1999	7.4	7.4	0.1782	1.32	8522	72.2326%	Fecal		CFU/100 mL	200	283.2	86400	-	6,452.1
5439000	10/16/1999	7.4	7.4	0.1782	1.32	8522	72.2326%	Fecal		CFU/100 mL	200	283.2	86400	-	6,452.1
5439000	12/10/1999	7.4	7.4	0.1782	1.32	8522	72.2326%	Fecal		CFU/100 mL	200	283.2	86400	-	6,452.1
5439000	7/11/2001	7.4	7.4	0.1782	1.32	8522	72.2326%	Fecal		CFU/100 mL	200	283.2	86400	-	6,452.1
5439000	11/25/2007	7.38	7.38	0.1782	1.31	8530	72.3004%	Fecal		CFU/100 mL	200	283.2	86400	-	6,434.7
5439000	11/26/2007	7.38	7.38	0.1782	1.31	8530	72.3004%	Fecal		CFU/100 mL	200	283.2	86400	-	6,434.7
5439000	9/8/2014	7.37	7.37	0.1782	1.31	8532	72.3173%	Fecal		CFU/100 mL	200	283.2	86400	-	6,426.0
5439000	1/10/2015	7.37	7.37	0.1782	1.31	8532	72.3173%	Fecal		CFU/100 mL	200	283.2	86400	-	6,426.0
5439000	6/9/1994	7.36	7.36	0.1782	1.31	8534	72.3343%	Fecal		CFU/100 mL	200	283.2	86400	-	6,417.3
5439000	8/9/2015	7.35	7.35	0.1782	1.31	8535	72.3428%	Fecal		CFU/100 mL	200	283.2	86400	-	6,408.6
5439000	3/29/2006	7.33	7.33	0.1782	1.31	8536	72.3512%	Fecal		CFU/100 mL	200	283.2	86400	-	6,391.1
5439000	8/2/2008	7.33	7.33	0.1782	1.31	8536	72.3512%	Fecal		CFU/100 mL	200	283.2	86400	-	6,391.1
5439000	9/5/2018	7.33	7.33	0.1782	1.31	8536	72.3512%	Fecal		CFU/100 mL	200	283.2	86400	-	6,391.1
5439000	4/9/2003	7.32	7.32	0.1782	1.30	8539	72.3767%	Fecal		CFU/100 mL	200	283.2	86400	-	6,382.4
5439000	1/6/2005	7.32	7.32	0.1782	1.30	8539	72.3767%	Fecal		CFU/100 mL	200	283.2	86400	-	6,382.4
5439000	11/17/2014	7.32	7.32	0.1782	1.30	8539	72.3767%	Fecal		CFU/100 mL	200	283.2	86400	-	6,382.4
5439000	10/25/2007	7.31	7.31	0.1782	1.30	8542	72.4021%	Fecal		CFU/100 mL	200	283.2	86400	-	6,373.7
5439000	7/9/1991	7.3	7.3	0.1782	1.30	8543	72.4106%	Fecal		CFU/100 mL	200	283.2	86400	-	6,365.0
5439000	10/25/1994	7.3	7.3	0.1782	1.30	8543	72.4106%	Fecal		CFU/100 mL	200	283.2	86400	-	6,365.0
5439000	2/24/1996	7.3	7.3	0.1782	1.30	8543	72.4106%	Fecal		CFU/100 mL	200	283.2	86400	-	6,365.0
5439000	3/15/1996	7.3	7.3	0.1782	1.30	8543	72.4106%	Fecal		CFU/100 mL	200	283.2	86400	-	6,365.0
5439000	4/6/1996	7.3	7.3	0.1782	1.30	8543	72.4106%	Fecal		CFU/100 mL	200	283.2	86400	-	6,365.0
5439000	11/7/1996	7.3	7.3	0.1782	1.30	8543	72.4106%	Fecal		CFU/100 mL	200	283.2	86400	-	6,365.0
5439000	8/9/1998	7.3	7.3	0.1782	1.30	8543	72.4106%	Fecal		CFU/100 mL	200	283.2	86400	-	6,365.0
5439000	8/15/2000	7.3	7.3	0.1782	1.30	8543	72.4106%	Fecal		CFU/100 mL	200	283.2	86400	-	6,365.0
5439000	10/25/2011	7.3	7.3	0.1782	1.30	8543	72.4106%	Fecal		CFU/100 mL	200	283.2	86400	-	6,365.0
5439000	5/31/1994	7.29	7.29	0.1782	1.30	8552	72.4869%	Fecal		CFU/100 mL	200	283.2	86400	-	6,356.2
5439000	7/1/2003	7.29	7.29	0.1782	1.30	8552	72.4869%	Fecal		CFU/100 mL	200	283.2	86400	-	6,356.2
5439000	10/27/2010	7.28	7.28	0.1782	1.30	8554	72.5038%	Fecal		CFU/100 mL	200	283.2	86400	-	6,347.5
5439000	10/20/2001	7.26	7.26	0.1782	1.29	8555	72.5123%	Fecal		CFU/100 mL	200	283.2	86400	-	6,330.1
5439000	2/3/2007	7.26	7.26	0.1782	1.29	8555	72.5123%	Fecal		CFU/100 mL	200	283.2	86400	-	6,330.1
5439000	2/4/2007	7.26	7.26	0.1782	1.29	8555	72.5123%	Fecal		CFU/100 mL	200	283.2	86400	-	6,330.1
5439000	2/7/2007	7.26	7.26	0.1782	1.29	8555	72.5123%	Fecal		CFU/100 mL	200	283.2	86400	-	6,330.1
5439000	2/13/2007	7.26	7.26	0.1782	1.29	8555	72.5123%	Fecal		CFU/100 mL	200	283.2	86400	-	6,330.1
5439000	2/15/2007	7.26	7.26	0.1782	1.29	8555	72.5123%	Fecal		CFU/100 mL	200	283.2	86400	-	6,330.1
5439000	12/9/2003	7.25	7.25	0.1782	1.29	8561	72.5631%	Fecal		CFU/100 mL	200	283.2	86400	-	6,321.4
5439000	8/2/2003	7.24	7.24	0.1782	1.29	8562	72.5716%	Fecal		CFU/100 mL	200	283.2	86400	-	6,312.6
5439000	11/27/2007	7.23	7.23	0.1782	1.29	8563	72.5801%	Fecal		CFU/100 mL	200	283.2	86400	-	6,303.9
5439000	11/9/2013	7.22	7.22	0.1782	1.29	8564	72.5886%	Fecal		CFU/100 mL	200	283.2	86400	-	6,295.2
5439000	1/5/2018	7.21	7.21	0.1782	1.28	8565	72.5971%	Fecal		CFU/100 mL	200	283.2	86400	-	6,286.5
5439000	10/3/2000	7.2	7.2	0.1782	1.28	8566	72.6055%	Fecal		CFU/100 mL	200	283.2	86400	-	6,277.8
5439000	1/22/2021	7.2	7.2	0.1782	1.28	8566	72.6055%	Fecal		CFU/100 mL	200	283.2	86400	-	6,277.8
5439000	9/1/2015	7.19	7.19	0.1782	1.28	8568	72.6225%	Fecal		CFU/100 mL	200	283.2	86400	-	6,269.0
5439000	8/31/2018	7.19	7.19	0.1782	1.28	8568	72.6225%	Fecal		CFU/100 mL	200	283.2	86400	-	6,269.0
5439000	2/4/2022	7.19	7.19	0.1782	1.28	8568	72.6225%	Fecal		CFU/100 mL	200	283.2	86400	-	6,269.0
5439000	6/14/2005	7.18	7.18	0.1782	1.28	8571	72.6479%	Fecal		CFU/100 mL	200	283.2	86400	-	6,260.3
5439000	10/31/2006	7.17	7.17	0.1782	1.28	8572	72.6564%	Fecal		CFU/100 mL	200	283.2	86400	-	6,251.6
5439000	9/22/2006	7.16	7.16	0.1782	1.28	8573	72.6649%	Fecal		CFU/100 mL	200	283.2	86400	-	6,242.9
5439000	8/4/1994	7.13	7.13	0.1782	1.27	8574	72.6733%	Fecal		CFU/100 mL	200	283.2	86400	-	6,216.7
5439000	10/21/2011	7.13	7.13	0.1782	1.27	8574	72.6733%	Fecal		CFU/100 mL	200	283.2	86400	-	6,216.7
5439000	9/12/2006	7.11	7.11	0.1782	1.27	8576	72.6903%	Fecal		CFU/100 mL	200	283.2	86400	-	6,199.3
5439000	11/8/2014	7.11	7.11	0.1782	1.27	8576	72.6903%	Fecal		CFU/100 mL	200	283.2	86400	-	6,199.3
5439000	8/11/1991	7.1	7.1	0.1782	1.27	8578	72.7072%	Fecal		CFU/100 mL	200	283.2	86400	-	6,190.6
5439000	8/13/1991	7.1	7.1	0.1782	1.27	8578	72.7072%	Fecal		CFU/100 mL	200	283.2	86400	-	6,190.6
5439000	6/26/1992	7.1	7.1	0.1782	1.27	8578	72.7072%	Fecal		CFU/100 mL	200	283.2	86400	-	6,190.6
5439000	8/7/1992	7.1	7.1	0.1782	1.27	8578	72.7072%	Fecal		CFU/100 mL	200	283.2	86400	-	6,190.6
5439000	4/7/1996	7.1	7.1	0.1782	1.27	8578	72.7072%	Fecal		CFU/100 mL	200	283.2	86400	-	6,190.6
5439000	4/8/1996	7.1	7.1	0.1782	1.27	8578	72.7072%	Fecal		CFU/100 mL	200	283.2	86400	-	6,190.6
5439000	9/14/1996	7.1	7.1	0.1782	1.27	8578	72.7072%	Fecal		CFU/100 mL	200	283.2	86400	-	6,190.6
5439000	12/4/1996	7.1	7.1	0.1782	1.27	8578	72.7072%	Fecal		CFU/100 mL	200	283.2	86400	-	6,190.6
5439000	10/1/2000	7.1	7.1	0.1782	1.27	8578	72.7072%	Fecal		CFU/100 mL	200	283.2	86400	-	6,190.6
5439000	7/28/2013	7.1	7.1	0.1782	1.27	8578	72.7072%	Fecal		CFU/100 mL	200	283.2	86400	-	6,190.6
5439000	1/11/2015	7.1	7.1	0.1782	1.27	8578	72.7072%	Fecal		CFU/100 mL	200	283.2	86400	-	6,190.6
5439000	9/8/2016	7.1	7.1	0.1782	1.27	8578	72.7072%	Fecal		CFU/100 mL	200	283.2	86400	-	6,190.6
5439000	10/21/2012	7.09	7.09	0.1782	1.26	8590	72.8090%	Fecal		CFU/100 mL	200	283.2	86400	-	6,181.9
5439000	11/17/2020	7.09	7.09	0.1782	1.26	8590	72.8090%	Fecal		CFU/100 mL	200	283.2	86400	-	6,181.9
5439000	11/2/2014	7.08	7.08	0.1782	1.26	8592	72.8259%	Fecal		CFU/100 mL	200	283.2	86400	-	6,173.1
5439000	11/22/2014	7.08	7.08	0.1782	1.26	8592	72.8259%	Fecal		CFU/100 mL	200	283.2	86400	-	6,173.1
5439000	8/10/2021	7.08	7.08	0.1782	1.26	8592	72.8259%	Fecal		CFU/100 mL	200	283.2	86400	-	6,173.1
5439000	9/23/2015	7.06	7.06	0.1782	1.26	8595	72.8513%	Fecal		CFU/100 mL	200	283.2	86400	-	6,155.7
5439000	1/13/2021	7.06	7.06	0.1782	1.26	8595	72.8513%	Fecal		CFU/100 mL	200	283.2	86400	-	6,155.7
5439000	1/11/2022	7.06	7.06	0.1782	1.26	8595	72.8513%	Fecal		CFU/100 mL	200	283.2	86400	-	6,155.7
5439000	11/30/2007	7.05	7.05	0.1782	1.26	8598	72.8768%	Fecal		CFU/100 mL	200	283.2	86400	-	6,147.0
5439000	8/21/2017	7.05	7.05	0.1782	1.26	8598	72.8768%	Fecal		CFU/100 mL	200	283.2	86400	-	6,147.0
5439000	7/4/2003	7.03	7.03	0.1782	1.25	8600	72.8937%	Fecal		CFU/100 mL	200	283.2	86400	-	6,129.5
5439000	8/20/1995	7	7	0.1782	1.25	8601	72.9022%	Fecal		CFU/100 mL	200	283.2	86400	-	6,103.4
5439000	4/9/1996	7	7	0.1782	1.25	8601	72.9022%	Fecal		CFU/100 mL	200	283.2	86400	-	6,103.4
5439000	11/1/1996	7	7	0.1782	1.25	8601	72.9022%	Fecal		CFU/100 mL	200	283.2	86400	-	6,103.4
5439000	7/28/1999	7	7	0.1782	1.25	8601	72.9022%	Fecal		CFU/100 mL	200	283.2	86400	-	6,103.4
5439000	12/5/2007	7	7	0.1782	1.25	8601	72.9022%	Fecal		CFU/100 mL	200	283.2	86400	-	6,103.4
5439000	1/12/2015	7	7	0.1782	1.25	8601	72.9022%	Fecal		CFU/100 mL	200	283.2	86400	-	6,103.4
5439000	9/7/2018	7	7	0.1782	1.25	8601	72.9022%	Fecal		CFU/100 mL	200	283.2	86400	-	6,103.4
5439000	9/5/2010	6.99	6.99	0.1782	1.25	8608	72.9615%	Fecal		CFU/100 mL	200	283.2	86400	-	6,094.7
5439000	10/28/2007	6.98	6.98	0.1782	1.24	8609	72.9700%	Fecal		CFU/100 mL	200	283.2	86400	-	6,085.9
5439000	9/15/2014	6.98	6.98	0.1782	1.24	8609	72.9700%	Fecal		CFU/100 mL	200	283.2	86400	-	6,085.9
5439000	8/1/2019	6.98	6.98	0.1782	1.24	8609	72.9700%	Fecal		CFU/100 mL	200	283.2	86400	-	6,085.9
5439000	2/25/2014	6.97	6.97	0.1782	1.24	8612	72.9954%	Fecal		CFU/100 mL	200	283.2	86400	-	6,077.2
5439000	1/8/2022	6.96	6.96	0.1782	1.24	8613	73.0039%	Fecal		CFU/100 mL	200	283.2	86400	-	6,068.5
5439000	10/8/2009	6.95	6.95	0.1782	1.24	8614	73.0124%	Fecal		CFU/100 mL	200	283.2	86400	-	6,059.8
5439000	7/13/2006	6.94	6.94	0.1782	1.24	8615	73.0209%	Fecal		CFU/100 mL	200	283.2	86400	-	6,051.1
5439000	10/12/2011	6.93	6.93	0.1782	1.23	8616	73.0293%	Fecal		CFU/100 mL	200	283.2	86400	-	6,042.4
5439000	6/25/2012	6.91	6.91	0.1782	1.23	8617	73.0378%	Fecal		CFU/100 mL	200	283.2	86400	-	6,024.9
5439000	1/18/2022	6.91	6.91	0.1782	1.23	8617	73.0378%	Fecal		CFU/100 mL	200	283.2	86400	-	6,024.9
5439000	2/5/2022	6.91	6.91	0.1782	1.23	8617	73.0378%	Fecal		CFU/100 mL	200	283.2	86400	-	6,024.9
5439000	10/27/1994	6.9	6.9	0.1782	1.23	8620	73.0632%	Fecal		CFU/100 mL	200	283.2	86400	-	6,016.2
5439000	10/31/1995	6.9	6.9	0.1782	1.23	8620	73.0632%	Fecal		CFU/100 mL	200	283.2	86400	-	6,016.2
5439000	12/3/1996	6.9	6.9	0.1782	1.23	8620	73.0632%	Fecal		CFU/100 mL	200	283.2	86400	-	6,016.2
5439000	7/29/1998	6.9	6.9	0.1782	1.23	8620	73.0632%	Fecal		CFU/100 mL	200	283.2	86400	-	6,016.2
5439000	12/16/1999	6.9	6.9	0.1782	1.23	8620	73.0632%	Fecal		CFU/100 mL	200	283.2	86400	-	6,016.2
5439000	8/6/2002	6.9	6.9	0.1782	1.23	8620	73.0632%	Fecal		CFU/100 mL	200	283.2	86400	-	6,016.2

Gage ID	Date	Discharge (CFS)	Gage Discharge (less Surrogate NPDES) (CFS)	Watershed Area Ratio	Calculated flow (CFS)	Rank	Flow Exceedance %	Parameter	Results	Units (mg or micro_gram	Limit/Standard	100mL/CF	sec/day	Actual Load (million colonies/day)	Allowable Load (million colonies/day)
5439000	8/26/2002	6.89	6.89	0.1782	1.23	8626	73.1141%	Fecal		CFU/100 mL	200	283.2	86400	-	6,007.5
5439000	4/10/2003	6.89	6.89	0.1782	1.23	8626	73.1141%	Fecal		CFU/100 mL	200	283.2	86400	-	6,007.5
5439000	1/13/2015	6.88	6.88	0.1782	1.23	8628	73.1310%	Fecal		CFU/100 mL	200	283.2	86400	-	5,998.8
5439000	1/14/2015	6.88	6.88	0.1782	1.23	8628	73.1310%	Fecal		CFU/100 mL	200	283.2	86400	-	5,998.8
5439000	1/15/2015	6.88	6.88	0.1782	1.23	8628	73.1310%	Fecal		CFU/100 mL	200	283.2	86400	-	5,998.8
5439000	7/26/1994	6.87	6.87	0.1782	1.22	8631	73.1565%	Fecal		CFU/100 mL	200	283.2	86400	-	5,990.0
5439000	7/3/2003	6.87	6.87	0.1782	1.22	8631	73.1565%	Fecal		CFU/100 mL	200	283.2	86400	-	5,990.0
5439000	1/16/2014	6.87	6.87	0.1782	1.22	8631	73.1565%	Fecal		CFU/100 mL	200	283.2	86400	-	5,990.0
5439000	9/11/2019	6.87	6.87	0.1782	1.22	8631	73.1565%	Fecal		CFU/100 mL	200	283.2	86400	-	5,990.0
5439000	7/30/2020	6.87	6.87	0.1782	1.22	8631	73.1565%	Fecal		CFU/100 mL	200	283.2	86400	-	5,990.0
5439000	8/21/2015	6.85	6.85	0.1782	1.22	8636	73.1988%	Fecal		CFU/100 mL	200	283.2	86400	-	5,972.6
5439000	1/19/2021	6.85	6.85	0.1782	1.22	8636	73.1988%	Fecal		CFU/100 mL	200	283.2	86400	-	5,972.6
5439000	8/14/2019	6.84	6.84	0.1782	1.22	8638	73.2158%	Fecal		CFU/100 mL	200	283.2	86400	-	5,963.9
5439000	6/1/1994	6.81	6.81	0.1782	1.21	8639	73.2243%	Fecal		CFU/100 mL	200	283.2	86400	-	5,937.7
5439000	10/3/1990	6.8	6.8	0.1782	1.21	8640	73.2328%	Fecal		CFU/100 mL	200	283.2	86400	-	5,929.0
5439000	11/17/1996	6.8	6.8	0.1782	1.21	8640	73.2328%	Fecal		CFU/100 mL	200	283.2	86400	-	5,929.0
5439000	7/2/2003	6.8	6.8	0.1782	1.21	8640	73.2328%	Fecal		CFU/100 mL	200	283.2	86400	-	5,929.0
5439000	1/21/2021	6.8	6.8	0.1782	1.21	8640	73.2328%	Fecal		CFU/100 mL	200	283.2	86400	-	5,929.0
5439000	2/6/2021	6.8	6.8	0.1782	1.21	8640	73.2328%	Fecal		CFU/100 mL	200	283.2	86400	-	5,929.0
5439000	7/14/2006	6.79	6.79	0.1782	1.21	8645	73.2751%	Fecal		CFU/100 mL	200	283.2	86400	-	5,920.3
5439000	8/15/2011	6.79	6.79	0.1782	1.21	8645	73.2751%	Fecal		CFU/100 mL	200	283.2	86400	-	5,920.3
5439000	10/18/2011	6.79	6.79	0.1782	1.21	8645	73.2751%	Fecal		CFU/100 mL	200	283.2	86400	-	5,920.3
5439000	7/4/2005	6.78	6.78	0.1782	1.21	8648	73.3006%	Fecal		CFU/100 mL	200	283.2	86400	-	5,911.6
5439000	6/7/1994	6.77	6.77	0.1782	1.21	8649	73.3090%	Fecal		CFU/100 mL	200	283.2	86400	-	5,902.8
5439000	7/19/2016	6.76	6.76	0.1782	1.20	8650	73.3175%	Fecal		CFU/100 mL	200	283.2	86400	-	5,894.1
5439000	2/15/2021	6.76	6.76	0.1782	1.20	8650	73.3175%	Fecal		CFU/100 mL	200	283.2	86400	-	5,894.1
5439000	10/2/2002	6.75	6.75	0.1782	1.20	8652	73.3345%	Fecal		CFU/100 mL	200	283.2	86400	-	5,885.4
5439000	1/27/2013	6.75	6.75	0.1782	1.20	8652	73.3345%	Fecal		CFU/100 mL	200	283.2	86400	-	5,885.4
5439000	7/30/2013	6.75	6.75	0.1782	1.20	8652	73.3345%	Fecal		CFU/100 mL	200	283.2	86400	-	5,885.4
5439000	9/12/2009	6.74	6.74	0.1782	1.20	8655	73.3599%	Fecal		CFU/100 mL	200	283.2	86400	-	5,876.7
5439000	10/24/2015	6.73	6.73	0.1782	1.20	8656	73.3684%	Fecal		CFU/100 mL	200	283.2	86400	-	5,868.0
5439000	11/10/2014	6.72	6.72	0.1782	1.20	8657	73.3768%	Fecal		CFU/100 mL	200	283.2	86400	-	5,859.2
5439000	7/9/1992	6.7	6.7	0.1782	1.19	8658	73.3853%	Fecal		CFU/100 mL	200	283.2	86400	-	5,841.8
5439000	8/29/1998	6.7	6.7	0.1782	1.19	8658	73.3853%	Fecal		CFU/100 mL	200	283.2	86400	-	5,841.8
5439000	10/12/1999	6.7	6.7	0.1782	1.19	8658	73.3853%	Fecal		CFU/100 mL	200	283.2	86400	-	5,841.8
5439000	9/29/2000	6.7	6.7	0.1782	1.19	8658	73.3853%	Fecal		CFU/100 mL	200	283.2	86400	-	5,841.8
5439000	7/18/2012	6.7	6.7	0.1782	1.19	8658	73.3853%	Fecal		CFU/100 mL	200	283.2	86400	-	5,841.8
5439000	11/6/2007	6.69	6.69	0.1782	1.19	8663	73.4277%	Fecal		CFU/100 mL	200	283.2	86400	-	5,833.1
5439000	1/7/2021	6.68	6.68	0.1782	1.19	8664	73.4362%	Fecal		CFU/100 mL	200	283.2	86400	-	5,824.4
5439000	9/27/1994	6.67	6.67	0.1782	1.19	8665	73.4447%	Fecal		CFU/100 mL	200	283.2	86400	-	5,815.7
5439000	11/11/2007	6.67	6.67	0.1782	1.19	8665	73.4447%	Fecal		CFU/100 mL	200	283.2	86400	-	5,815.7
5439000	6/15/2005	6.65	6.65	0.1782	1.18	8667	73.4616%	Fecal		CFU/100 mL	200	283.2	86400	-	5,798.2
5439000	10/24/2010	6.65	6.65	0.1782	1.18	8667	73.4616%	Fecal		CFU/100 mL	200	283.2	86400	-	5,798.2
5439000	7/31/2012	6.65	6.65	0.1782	1.18	8667	73.4616%	Fecal		CFU/100 mL	200	283.2	86400	-	5,798.2
5439000	10/31/2007	6.64	6.64	0.1782	1.18	8670	73.4870%	Fecal		CFU/100 mL	200	283.2	86400	-	5,789.5
5439000	11/15/2007	6.64	6.64	0.1782	1.18	8670	73.4870%	Fecal		CFU/100 mL	200	283.2	86400	-	5,789.5
5439000	1/16/2015	6.64	6.64	0.1782	1.18	8670	73.4870%	Fecal		CFU/100 mL	200	283.2	86400	-	5,789.5
5439000	2/6/2022	6.64	6.64	0.1782	1.18	8670	73.4870%	Fecal		CFU/100 mL	200	283.2	86400	-	5,789.5
5439000	6/2/1994	6.63	6.63	0.1782	1.18	8674	73.5209%	Fecal		CFU/100 mL	200	283.2	86400	-	5,780.8
5439000	6/12/1994	6.63	6.63	0.1782	1.18	8674	73.5209%	Fecal		CFU/100 mL	200	283.2	86400	-	5,780.8
5439000	11/2/2013	6.63	6.63	0.1782	1.18	8674	73.5209%	Fecal		CFU/100 mL	200	283.2	86400	-	5,780.8
5439000	8/5/2012	6.62	6.62	0.1782	1.18	8677	73.5464%	Fecal		CFU/100 mL	200	283.2	86400	-	5,772.1
5439000	1/28/2021	6.62	6.62	0.1782	1.18	8677	73.5464%	Fecal		CFU/100 mL	200	283.2	86400	-	5,772.1
5439000	11/9/2007	6.61	6.61	0.1782	1.18	8679	73.5633%	Fecal		CFU/100 mL	200	283.2	86400	-	5,763.3
5439000	11/12/2012	6.61	6.61	0.1782	1.18	8679	73.5633%	Fecal		CFU/100 mL	200	283.2	86400	-	5,763.3
5439000	3/7/2013	6.61	6.61	0.1782	1.18	8679	73.5633%	Fecal		CFU/100 mL	200	283.2	86400	-	5,763.3
5439000	9/13/1990	6.6	6.6	0.1782	1.18	8682	73.5887%	Fecal		CFU/100 mL	200	283.2	86400	-	5,754.6
5439000	6/22/1992	6.6	6.6	0.1782	1.18	8682	73.5887%	Fecal		CFU/100 mL	200	283.2	86400	-	5,754.6
5439000	2/25/1996	6.6	6.6	0.1782	1.18	8682	73.5887%	Fecal		CFU/100 mL	200	283.2	86400	-	5,754.6
5439000	3/22/1996	6.6	6.6	0.1782	1.18	8682	73.5887%	Fecal		CFU/100 mL	200	283.2	86400	-	5,754.6
5439000	4/10/1996	6.6	6.6	0.1782	1.18	8682	73.5887%	Fecal		CFU/100 mL	200	283.2	86400	-	5,754.6
5439000	7/13/1997	6.6	6.6	0.1782	1.18	8682	73.5887%	Fecal		CFU/100 mL	200	283.2	86400	-	5,754.6
5439000	7/14/1997	6.6	6.6	0.1782	1.18	8682	73.5887%	Fecal		CFU/100 mL	200	283.2	86400	-	5,754.6
5439000	7/15/1997	6.6	6.6	0.1782	1.18	8682	73.5887%	Fecal		CFU/100 mL	200	283.2	86400	-	5,754.6
5439000	8/26/1998	6.6	6.6	0.1782	1.18	8682	73.5887%	Fecal		CFU/100 mL	200	283.2	86400	-	5,754.6
5439000	1/5/1999	6.6	6.6	0.1782	1.18	8682	73.5887%	Fecal		CFU/100 mL	200	283.2	86400	-	5,754.6
5439000	12/12/1999	6.6	6.6	0.1782	1.18	8682	73.5887%	Fecal		CFU/100 mL	200	283.2	86400	-	5,754.6
5439000	8/2/2001	6.6	6.6	0.1782	1.18	8682	73.5887%	Fecal		CFU/100 mL	200	283.2	86400	-	5,754.6
5439000	12/19/2004	6.6	6.6	0.1782	1.18	8682	73.5887%	Fecal		CFU/100 mL	200	283.2	86400	-	5,754.6
5439000	8/22/2017	6.59	6.59	0.1782	1.17	8695	73.6989%	Fecal		CFU/100 mL	200	283.2	86400	-	5,745.9
5439000	8/5/2009	6.58	6.58	0.1782	1.17	8696	73.7074%	Fecal		CFU/100 mL	200	283.2	86400	-	5,737.2
5439000	7/24/2012	6.58	6.58	0.1782	1.17	8696	73.7074%	Fecal		CFU/100 mL	200	283.2	86400	-	5,737.2
5439000	11/28/2007	6.57	6.57	0.1782	1.17	8698	73.7244%	Fecal		CFU/100 mL	200	283.2	86400	-	5,728.5
5439000	4/16/2003	6.56	6.56	0.1782	1.17	8699	73.7328%	Fecal		CFU/100 mL	200	283.2	86400	-	5,719.7
5439000	8/16/2015	6.56	6.56	0.1782	1.17	8699	73.7328%	Fecal		CFU/100 mL	200	283.2	86400	-	5,719.7
5439000	10/8/2011	6.55	6.55	0.1782	1.17	8701	73.7498%	Fecal		CFU/100 mL	200	283.2	86400	-	5,711.0
5439000	11/20/2007	6.54	6.54	0.1782	1.17	8702	73.7583%	Fecal		CFU/100 mL	200	283.2	86400	-	5,702.3
5439000	8/24/2010	6.54	6.54	0.1782	1.17	8702	73.7583%	Fecal		CFU/100 mL	200	283.2	86400	-	5,702.3
5439000	10/19/2011	6.54	6.54	0.1782	1.17	8702	73.7583%	Fecal		CFU/100 mL	200	283.2	86400	-	5,702.3
5439000	9/23/1994	6.53	6.53	0.1782	1.16	8705	73.7837%	Fecal		CFU/100 mL	200	283.2	86400	-	5,693.6
5439000	3/26/2006	6.53	6.53	0.1782	1.16	8705	73.7837%	Fecal		CFU/100 mL	200	283.2	86400	-	5,693.6
5439000	11/1/2007	6.52	6.52	0.1782	1.16	8707	73.8006%	Fecal		CFU/100 mL	200	283.2	86400	-	5,684.9
5439000	10/28/2020	6.52	6.52	0.1782	1.16	8707	73.8006%	Fecal		CFU/100 mL	200	283.2	86400	-	5,684.9
5439000	9/9/2008	6.51	6.51	0.1782	1.16	8709	73.8176%	Fecal		CFU/100 mL	200	283.2	86400	-	5,676.1
5439000	3/4/2013	6.51	6.51	0.1782	1.16	8709	73.8176%	Fecal		CFU/100 mL	200	283.2	86400	-	5,676.1
5439000	2/3/2021	6.51	6.51	0.1782	1.16	8709	73.8176%	Fecal		CFU/100 mL	200	283.2	86400	-	5,676.1
5439000	10/20/1995	6.5	6.5	0.1782	1.16	8712	73.8430%	Fecal		CFU/100 mL	200	283.2	86400	-	5,667.4
5439000	2/17/1996	6.5	6.5	0.1782	1.16	8712	73.8430%	Fecal		CFU/100 mL	200	283.2	86400	-	5,667.4
5439000	7/20/1999	6.5	6.5	0.1782	1.16	8712	73.8430%	Fecal		CFU/100 mL	200	283.2	86400	-	5,667.4
5439000	12/11/1999	6.5	6.5	0.1782	1.16	8712	73.8430%	Fecal		CFU/100 mL	200	283.2	86400	-	5,667.4
5439000	12/12/2010	6.5	6.5	0.1782	1.16	8712	73.8430%	Fecal		CFU/100 mL	200	283.2	86400	-	5,667.4
5439000	9/11/2016	6.5	6.5	0.1782	1.16	8712	73.8430%	Fecal		CFU/100 mL	200	283.2	86400	-	5,667.4
5439000	3/28/2003	6.49	6.49	0.1782	1.16	8718	73.8939%	Fecal		CFU/100 mL	200	283.2	86400	-	5,658.7
5439000	11/12/2020	6.49	6.49	0.1782	1.16	8718	73.8939%	Fecal		CFU/100 mL	200	283.2	86400	-	5,658.7
5439000	6/3/1994	6.48	6.48	0.1782	1.15	8720	73.9108%	Fecal		CFU/100 mL	200	283.2	86400	-	5,650.0
5439000	6/5/1994	6.48	6.48	0.1782	1.15	8720	73.9108%	Fecal		CFU/100 mL	200	283.2	86400	-	5,650.0
5439000	9/1/2019	6.48	6.48	0.1782	1.15	8720	73.9108%	Fecal		CFU/100 mL	200	283.2	86400	-	5,650.0
5439000	3/6/2013	6.47	6.47	0.1782	1.15	8723	73.9363%	Fecal		CFU/100 mL	200	283.2	86400	-	5,641.3
5439000	12/27/2010	6.46	6.46	0.1782	1.15	8724	73.9447%	Fecal		CFU/100 mL	200	283.2	86400	-	5,632.6
5439000	2/14/2021	6.46	6.46	0.1782	1.15	8724	73.9447%	Fecal		CFU/100 mL	200	283.2	86400	-	5,632.6
5439000	6/4/1994	6.45	6.45	0.1782	1.15	8726	73.9617%	Fecal		CFU/100 mL	200	283.2	86400	-	5,623.8
5439000	11/5/2007	6.45	6.45	0.1782	1.15	8726	73.9617%	Fecal		CFU/100 mL	200	283.2	86400	-	5,623.8
5439000	2/7/2021	6.45	6.45	0.1782	1.15	8726	73.9617%	Fecal		CFU/100 mL	200	283.2	86400	-	5,623.8
5439000	12/24/2003	6.44	6.44	0.1782	1.15	8729	73.9871%	Fecal		CFU/100 mL	200	283.2	86400	-	5,615.1
5439000	10/7/2016	6.44	6.44	0.1782	1.15	8729	73.9871%	Fecal		CFU/100 mL	200	283.2	86400	-	5,615.1
5439000	1/9/2021	6.44	6.44	0.1782	1.15	8729	73.9871%	Fecal		CFU/100 mL	200	283.2	86400	-	5,615.1
5439000	2/13/2021	6.44	6.44	0.1782	1.15	8729	73.9871%	Fecal		CFU/100 mL	200	283.2	86400	-	5,615.1
5439000	2/12/2021	6.43	6.43	0.1782	1.15	8733	74.0210%	Fecal		CFU/100 mL	200	283.2	86400	-	5,606.4
5439000	8/3/2021	6.43	6.43	0.1782	1.15	8733	74.0210%	Fecal		CFU/100 mL	200	283.2	86400	-	5,606.4
5439000	1/17/2022	6.42	6.42	0.1782	1.14	8735	74.0380%	Fecal		CFU/100 mL	200	283.2	86400	-	5,597.7
5439000	1/17/2015	6.41	6.41	0.1782	1.14	8736	74.0464%	Fecal		CFU/100 mL	200	283.2	86400	-	5,589.0
5439000	9/26/2016	6.41	6.41	0.1782	1.14	8736	74.0464%	Fecal		CFU/100 mL	200	283.2	86400	-	5,589.0
5439000	2/10/2021	6.41	6.41	0.1782	1.14	8736	74.0464%	Fecal		CFU/100 mL	200	283.2	86400	-	5,589.0
5439000	11/2/2021	6.41	6.41	0.1782	1.14	8736	74.0464%	Fecal		CFU/100 mL	200	283.2	86400	-	5,589.0
5439000	2/9/2022	6.41	6.41	0.1782	1.14	8736	74.0464%	Fecal		CFU/100 mL	200	283.2	86400	-	5,589.0
5439000	9/15/1990	6.4	6.4	0.1782	1.14	8741	74.0888%	Fecal		CFU/100 mL	200	283.2	86400	-	5,580.2
5439000	9/15/1996	6.4	6.4	0.1782	1.14	8741	74.0888%	Fecal		CFU/100 mL	200	283.2	86400	-	5,580.2
5439000	12/6/2007	6.4	6.4	0.1782	1.14	8741	74.0888%	Fecal		CFU/100 mL	200	283.2	86400	-	5,580.2
5439000	2/9/2021	6.4	6.4	0.1782	1.14	8741	74.0888%	Fecal		CFU/100 mL	200	283.2	86400	-	5,580.2
5439000	2/11/2021	6.4	6.4	0.1782	1.14	8741	74.0888%	Fecal		CFU/100 mL	200	283.2	86400	-	5,580.2
5439000	9/15/2020	6.39	6.39	0.1782	1.14	8746	74.1312%	Fecal		CFU/100 mL	200	283.2	86400	-	5,571.5
5439000	2/8/2021	6.39	6.39	0.1782	1.14	8746	74.1312%	Fecal		CFU/100 mL	200	283.2	86400	-	5,571.5
5439000	9/28/1994	6.38	6.38	0.1782	1.14	8748	74.1482%	Fecal		CFU/100 mL	200	283.2	86400	-	5,562.8
5439000	6/6/1994	6.37	6.37	0.1782	1.13	8749	74.1566%	Fecal		CFU/100 mL	200	283.2	86400	-	5,554.1
5439000	11/2/2011	6.37	6.37	0.1782	1.13	8749	74.1566%	Fecal		CFU/100 mL	200	283.2	86400	-	5,554.1

Gage ID	Date	Discharge (CFS)	Gage Discharge (less Surrogate NPDES) (CFS)	Watershed Area Ratio	Calculated flow (CFS)	Rank	Flow Exceedance %	Parameter	Results	Units (mg or micro_gram	Limit/Standard	100mL/CF	sec/day	Actual Load (million colonies/day)	Allowable Load (million colonies/day)
5439000	11/15/2006	6.36	6.36	0.1782	1.13	8751	74.1736%	Fecal		CFU/100 mL	200	283.2	86400	-	5,545.4
5439000	8/28/2019	6.36	6.36	0.1782	1.13	8751	74.1736%	Fecal		CFU/100 mL	200	283.2	86400	-	5,545.4
5439000	2/1/2006	6.35	6.35	0.1782	1.13	8753	74.1905%	Fecal		CFU/100 mL	200	283.2	86400	-	5,536.6
5439000	1/8/2021	6.35	6.35	0.1782	1.13	8753	74.1905%	Fecal		CFU/100 mL	200	283.2	86400	-	5,536.6
5439000	4/6/2003	6.34	6.34	0.1782	1.13	8755	74.2075%	Fecal		CFU/100 mL	200	283.2	86400	-	5,527.9
5439000	9/13/2006	6.34	6.34	0.1782	1.13	8755	74.2075%	Fecal		CFU/100 mL	200	283.2	86400	-	5,527.9
5439000	7/28/2018	6.34	6.34	0.1782	1.13	8755	74.2075%	Fecal		CFU/100 mL	200	283.2	86400	-	5,527.9
5439000	1/12/2022	6.34	6.34	0.1782	1.13	8755	74.2075%	Fecal		CFU/100 mL	200	283.2	86400	-	5,527.9
5439000	7/14/2002	6.32	6.32	0.1782	1.13	8759	74.2414%	Fecal		CFU/100 mL	200	283.2	86400	-	5,510.5
5439000	8/6/2016	6.32	6.32	0.1782	1.13	8759	74.2414%	Fecal		CFU/100 mL	200	283.2	86400	-	5,510.5
5439000	11/23/2010	6.31	6.31	0.1782	1.12	8761	74.2583%	Fecal		CFU/100 mL	200	283.2	86400	-	5,501.8
5439000	8/29/2017	6.31	6.31	0.1782	1.12	8761	74.2583%	Fecal		CFU/100 mL	200	283.2	86400	-	5,501.8
5439000	2/7/2022	6.31	6.31	0.1782	1.12	8761	74.2583%	Fecal		CFU/100 mL	200	283.2	86400	-	5,501.8
5439000	1/1/1990	6.3	6.3	0.1782	1.12	8764	74.2838%	Fecal		CFU/100 mL	200	283.2	86400	-	5,493.0
5439000	9/23/1990	6.3	6.3	0.1782	1.12	8764	74.2838%	Fecal		CFU/100 mL	200	283.2	86400	-	5,493.0
5439000	10/25/1991	6.3	6.3	0.1782	1.12	8764	74.2838%	Fecal		CFU/100 mL	200	283.2	86400	-	5,493.0
5439000	6/27/1992	6.3	6.3	0.1782	1.12	8764	74.2838%	Fecal		CFU/100 mL	200	283.2	86400	-	5,493.0
5439000	10/28/1994	6.3	6.3	0.1782	1.12	8764	74.2838%	Fecal		CFU/100 mL	200	283.2	86400	-	5,493.0
5439000	8/3/1995	6.3	6.3	0.1782	1.12	8764	74.2838%	Fecal		CFU/100 mL	200	283.2	86400	-	5,493.0
5439000	3/16/1996	6.3	6.3	0.1782	1.12	8764	74.2838%	Fecal		CFU/100 mL	200	283.2	86400	-	5,493.0
5439000	9/30/1996	6.3	6.3	0.1782	1.12	8764	74.2838%	Fecal		CFU/100 mL	200	283.2	86400	-	5,493.0
5439000	7/21/1997	6.3	6.3	0.1782	1.12	8764	74.2838%	Fecal		CFU/100 mL	200	283.2	86400	-	5,493.0
5439000	10/13/1999	6.3	6.3	0.1782	1.12	8764	74.2838%	Fecal		CFU/100 mL	200	283.2	86400	-	5,493.0
5439000	12/14/1999	6.3	6.3	0.1782	1.12	8764	74.2838%	Fecal		CFU/100 mL	200	283.2	86400	-	5,493.0
5439000	9/16/2000	6.3	6.3	0.1782	1.12	8764	74.2838%	Fecal		CFU/100 mL	200	283.2	86400	-	5,493.0
5439000	7/12/2001	6.3	6.3	0.1782	1.12	8764	74.2838%	Fecal		CFU/100 mL	200	283.2	86400	-	5,493.0
5439000	1/8/2005	6.3	6.3	0.1782	1.12	8764	74.2838%	Fecal		CFU/100 mL	200	283.2	86400	-	5,493.0
5439000	3/30/2006	6.3	6.3	0.1782	1.12	8764	74.2838%	Fecal		CFU/100 mL	200	283.2	86400	-	5,493.0
5439000	1/18/2015	6.3	6.3	0.1782	1.12	8764	74.2838%	Fecal		CFU/100 mL	200	283.2	86400	-	5,493.0
5439000	8/3/2016	6.3	6.3	0.1782	1.12	8764	74.2838%	Fecal		CFU/100 mL	200	283.2	86400	-	5,493.0
5439000	11/18/2020	6.3	6.3	0.1782	1.12	8764	74.2838%	Fecal		CFU/100 mL	200	283.2	86400	-	5,493.0
5439000	11/26/2021	6.3	6.3	0.1782	1.12	8764	74.2838%	Fecal		CFU/100 mL	200	283.2	86400	-	5,493.0
5439000	11/12/2007	6.29	6.29	0.1782	1.12	8783	74.4448%	Fecal		CFU/100 mL	200	283.2	86400	-	5,484.3
5439000	10/16/2016	6.29	6.29	0.1782	1.12	8783	74.4448%	Fecal		CFU/100 mL	200	283.2	86400	-	5,484.3
5439000	2/8/2022	6.29	6.29	0.1782	1.12	8783	74.4448%	Fecal		CFU/100 mL	200	283.2	86400	-	5,484.3
5439000	1/10/2005	6.28	6.28	0.1782	1.12	8786	74.4702%	Fecal		CFU/100 mL	200	283.2	86400	-	5,475.6
5439000	8/8/2008	6.28	6.28	0.1782	1.12	8786	74.4702%	Fecal		CFU/100 mL	200	283.2	86400	-	5,475.6
5439000	11/27/2021	6.28	6.28	0.1782	1.12	8786	74.4702%	Fecal		CFU/100 mL	200	283.2	86400	-	5,475.6
5439000	10/26/2011	6.27	6.27	0.1782	1.12	8789	74.4957%	Fecal		CFU/100 mL	200	283.2	86400	-	5,466.9
5439000	8/15/2014	6.27	6.27	0.1782	1.12	8789	74.4957%	Fecal		CFU/100 mL	200	283.2	86400	-	5,466.9
5439000	7/18/2003	6.26	6.26	0.1782	1.12	8791	74.5126%	Fecal		CFU/100 mL	200	283.2	86400	-	5,458.2
5439000	2/2/2009	6.26	6.26	0.1782	1.12	8791	74.5126%	Fecal		CFU/100 mL	200	283.2	86400	-	5,458.2
5439000	6/29/2012	6.26	6.26	0.1782	1.12	8791	74.5126%	Fecal		CFU/100 mL	200	283.2	86400	-	5,458.2
5439000	3/5/2013	6.25	6.25	0.1782	1.11	8794	74.5381%	Fecal		CFU/100 mL	200	283.2	86400	-	5,449.5
5439000	10/30/2007	6.23	6.23	0.1782	1.11	8795	74.5465%	Fecal		CFU/100 mL	200	283.2	86400	-	5,432.0
5439000	9/2/2018	6.23	6.23	0.1782	1.11	8795	74.5465%	Fecal		CFU/100 mL	200	283.2	86400	-	5,432.0
5439000	1/19/2015	6.22	6.22	0.1782	1.11	8797	74.5635%	Fecal		CFU/100 mL	200	283.2	86400	-	5,423.3
5439000	9/14/1990	6.2	6.2	0.1782	1.10	8798	74.5720%	Fecal		CFU/100 mL	200	283.2	86400	-	5,405.9
5439000	9/16/1990	6.2	6.2	0.1782	1.10	8798	74.5720%	Fecal		CFU/100 mL	200	283.2	86400	-	5,405.9
5439000	9/16/1991	6.2	6.2	0.1782	1.10	8798	74.5720%	Fecal		CFU/100 mL	200	283.2	86400	-	5,405.9
5439000	1/30/1996	6.2	6.2	0.1782	1.10	8798	74.5720%	Fecal		CFU/100 mL	200	283.2	86400	-	5,405.9
5439000	7/25/1997	6.2	6.2	0.1782	1.10	8798	74.5720%	Fecal		CFU/100 mL	200	283.2	86400	-	5,405.9
5439000	11/2/2003	6.2	6.2	0.1782	1.10	8798	74.5720%	Fecal		CFU/100 mL	200	283.2	86400	-	5,405.9
5439000	7/21/2006	6.19	6.19	0.1782	1.10	8804	74.6228%	Fecal		CFU/100 mL	200	283.2	86400	-	5,397.1
5439000	12/1/2010	6.19	6.19	0.1782	1.10	8804	74.6228%	Fecal		CFU/100 mL	200	283.2	86400	-	5,397.1
5439000	8/13/2021	6.19	6.19	0.1782	1.10	8804	74.6228%	Fecal		CFU/100 mL	200	283.2	86400	-	5,397.1
5439000	11/22/2010	6.16	6.16	0.1782	1.10	8807	74.6482%	Fecal		CFU/100 mL	200	283.2	86400	-	5,371.0
5439000	7/29/2013	6.16	6.16	0.1782	1.10	8807	74.6482%	Fecal		CFU/100 mL	200	283.2	86400	-	5,371.0
5439000	8/27/2014	6.16	6.16	0.1782	1.10	8807	74.6482%	Fecal		CFU/100 mL	200	283.2	86400	-	5,371.0
5439000	1/10/2021	6.16	6.16	0.1782	1.10	8807	74.6482%	Fecal		CFU/100 mL	200	283.2	86400	-	5,371.0
5439000	1/7/2022	6.16	6.16	0.1782	1.10	8807	74.6482%	Fecal		CFU/100 mL	200	283.2	86400	-	5,371.0
5439000	4/15/2003	6.15	6.15	0.1782	1.10	8812	74.6906%	Fecal		CFU/100 mL	200	283.2	86400	-	5,362.3
5439000	6/26/2012	6.15	6.15	0.1782	1.10	8812	74.6906%	Fecal		CFU/100 mL	200	283.2	86400	-	5,362.3
5439000	7/31/2020	6.15	6.15	0.1782	1.10	8812	74.6906%	Fecal		CFU/100 mL	200	283.2	86400	-	5,362.3
5439000	11/13/2021	6.15	6.15	0.1782	1.10	8812	74.6906%	Fecal		CFU/100 mL	200	283.2	86400	-	5,362.3
5439000	11/4/2007	6.14	6.14	0.1782	1.09	8816	74.7245%	Fecal		CFU/100 mL	200	283.2	86400	-	5,353.5
5439000	11/20/2013	6.11	6.11	0.1782	1.09	8817	74.7330%	Fecal		CFU/100 mL	200	283.2	86400	-	5,327.4
5439000	10/8/2016	6.11	6.11	0.1782	1.09	8817	74.7330%	Fecal		CFU/100 mL	200	283.2	86400	-	5,327.4
5439000	1/23/2021	6.11	6.11	0.1782	1.09	8817	74.7330%	Fecal		CFU/100 mL	200	283.2	86400	-	5,327.4
5439000	7/10/1991	6.1	6.1	0.1782	1.09	8820	74.7584%	Fecal		CFU/100 mL	200	283.2	86400	-	5,318.7
5439000	11/14/1991	6.1	6.1	0.1782	1.09	8820	74.7584%	Fecal		CFU/100 mL	200	283.2	86400	-	5,318.7
5439000	8/9/1992	6.1	6.1	0.1782	1.09	8820	74.7584%	Fecal		CFU/100 mL	200	283.2	86400	-	5,318.7
5439000	10/28/1995	6.1	6.1	0.1782	1.09	8820	74.7584%	Fecal		CFU/100 mL	200	283.2	86400	-	5,318.7
5439000	10/17/1996	6.1	6.1	0.1782	1.09	8820	74.7584%	Fecal		CFU/100 mL	200	283.2	86400	-	5,318.7
5439000	10/23/1999	6.1	6.1	0.1782	1.09	8820	74.7584%	Fecal		CFU/100 mL	200	283.2	86400	-	5,318.7
5439000	9/26/2001	6.1	6.1	0.1782	1.09	8820	74.7584%	Fecal		CFU/100 mL	200	283.2	86400	-	5,318.7
5439000	7/30/2018	6.1	6.1	0.1782	1.09	8820	74.7584%	Fecal		CFU/100 mL	200	283.2	86400	-	5,318.7
5439000	8/2/2019	6.1	6.1	0.1782	1.09	8820	74.7584%	Fecal		CFU/100 mL	200	283.2	86400	-	5,318.7
5439000	9/21/2009	6.09	6.09	0.1782	1.09	8829	74.8347%	Fecal		CFU/100 mL	200	283.2	86400	-	5,309.9
5439000	11/15/2015	6.09	6.09	0.1782	1.09	8829	74.8347%	Fecal		CFU/100 mL	200	283.2	86400	-	5,309.9
5439000	8/18/2005	6.08	6.08	0.1782	1.08	8831	74.8517%	Fecal		CFU/100 mL	200	283.2	86400	-	5,301.2
5439000	3/27/2006	6.08	6.08	0.1782	1.08	8831	74.8517%	Fecal		CFU/100 mL	200	283.2	86400	-	5,301.2
5439000	8/12/2009	6.08	6.08	0.1782	1.08	8831	74.8517%	Fecal		CFU/100 mL	200	283.2	86400	-	5,301.2
5439000	10/29/2020	6.06	6.06	0.1782	1.08	8834	74.8771%	Fecal		CFU/100 mL	200	283.2	86400	-	5,283.8
5439000	12/14/2021	6.06	6.06	0.1782	1.08	8834	74.8771%	Fecal		CFU/100 mL	200	283.2	86400	-	5,283.8
5439000	10/6/2014	6.05	6.05	0.1782	1.08	8836	74.8940%	Fecal		CFU/100 mL	200	283.2	86400	-	5,275.1
5439000	8/25/2009	6.04	6.04	0.1782	1.08	8837	74.9025%	Fecal		CFU/100 mL	200	283.2	86400	-	5,266.3
5439000	12/30/2003	6.03	6.03	0.1782	1.07	8838	74.9110%	Fecal		CFU/100 mL	200	283.2	86400	-	5,257.6
5439000	11/13/2020	6.03	6.03	0.1782	1.07	8838	74.9110%	Fecal		CFU/100 mL	200	283.2	86400	-	5,257.6
5439000	9/6/2010	6.01	6.01	0.1782	1.07	8840	74.9280%	Fecal		CFU/100 mL	200	283.2	86400	-	5,240.2
5439000	9/12/1991	6	6	0.1782	1.07	8841	74.9364%	Fecal		CFU/100 mL	200	283.2	86400	-	5,231.5
5439000	10/3/1991	6	6	0.1782	1.07	8841	74.9364%	Fecal		CFU/100 mL	200	283.2	86400	-	5,231.5
5439000	6/10/1994	6	6	0.1782	1.07	8841	74.9364%	Fecal		CFU/100 mL	200	283.2	86400	-	5,231.5
5439000	10/7/1994	6	6	0.1782	1.07	8841	74.9364%	Fecal		CFU/100 mL	200	283.2	86400	-	5,231.5
5439000	3/17/1996	6	6	0.1782	1.07	8841	74.9364%	Fecal		CFU/100 mL	200	283.2	86400	-	5,231.5
5439000	3/23/1996	6	6	0.1782	1.07	8841	74.9364%	Fecal		CFU/100 mL	200	283.2	86400	-	5,231.5
5439000	9/16/1996	6	6	0.1782	1.07	8841	74.9364%	Fecal		CFU/100 mL	200	283.2	86400	-	5,231.5
5439000	9/17/1996	6	6	0.1782	1.07	8841	74.9364%	Fecal		CFU/100 mL	200	283.2	86400	-	5,231.5
5439000	9/20/1996	6	6	0.1782	1.07	8841	74.9364%	Fecal		CFU/100 mL	200	283.2	86400	-	5,231.5
5439000	11/5/1996	6	6	0.1782	1.07	8841	74.9364%	Fecal		CFU/100 mL	200	283.2	86400	-	5,231.5
5439000	11/6/1996	6	6	0.1782	1.07	8841	74.9364%	Fecal		CFU/100 mL	200	283.2	86400	-	5,231.5
5439000	10/26/1997	6	6	0.1782	1.07	8841	74.9364%	Fecal		CFU/100 mL	200	283.2	86400	-	5,231.5
5439000	10/2/1998	6	6	0.1782	1.07	8841	74.9364%	Fecal		CFU/100 mL	200	283.2	86400	-	5,231.5
5439000	10/19/1999	6	6	0.1782	1.07	8841	74.9364%	Fecal		CFU/100 mL	200	283.2	86400	-	5,231.5
5439000	12/13/1999	6	6	0.1782	1.07	8841	74.9364%	Fecal		CFU/100 mL	200	283.2	86400	-	5,231.5
5439000	1/10/2000	6	6	0.1782	1.07	8841	74.9364%	Fecal		CFU/100 mL	200	283.2	86400	-	5,231.5
5439000	2/21/2000	6	6	0.1782	1.07	8841	74.9364%	Fecal		CFU/100 mL	200	283.2	86400	-	5,231.5
5439000	9/30/2000	6	6	0.1782	1.07	8841	74.9364%	Fecal		CFU/100 mL	200	283.2	86400	-	5,231.5
5439000	7/13/2001	6	6	0.1782	1.07	8841	74.9364%	Fecal		CFU/100 mL	200	283.2	86400	-	5,231.5
5439000	12/7/2007	6	6	0.1782	1.07	8841	74.9364%	Fecal		CFU/100 mL	200	283.2	86400	-	5,231.5
5439000	11/14/2020	6	6	0.1782	1.07	8841	74.9364%	Fecal		CFU/100 mL	200	283.2	86400	-	5,231.5
5439000	11/2/2007	5.99	5.99	0.1782	1.07	8862	75.1144%	Fecal		CFU/100 mL	200	283.2	86400	-	5,222.8
5439000	7/31/2013	5.99	5.99	0.1782	1.07	8862	75.1144%	Fecal		CFU/100 mL	200	283.2	86400	-	5,222.8
5439000	1/20/2015	5.98	5.98	0.1782	1.07	8864	75.1314%	Fecal		CFU/100 mL	200	283.2	86400	-	5,214.0
5439000	8/27/1994	5.97	5.97	0.1782	1.06	8865	75.1399%	Fecal		CFU/100 mL	200	283.2	86400	-	5,205.3
5439000	7/27/1994	5.96	5.96	0.1782	1.06	8866	75.1483%	Fecal		CFU/100 mL	200	283.2	86400	-	5,196.6
5439000	11/10/2007	5.96	5.96	0.1782	1.06	8866	75.1483%	Fecal		CFU/100 mL	200	283.2	86400	-	5,196.6
5439000	7/2/2012	5.96	5.96	0.1782	1.06	8866	75.1483%	Fecal		CFU/100 mL	200	283.2	86400	-	5,196.6
5439000	1/27/2021	5.96	5.96	0.1782	1.06	8866	75.1483%	Fecal		CFU/100 mL	200	283.2	86400	-	5,196.6
5439000	6/11/1994	5.95	5.95	0.1782	1.06	8870	75.1822%	Fecal		CFU/100 mL	200	283.2	86400	-	5,187.9
5439000	11/13/2007	5.95	5.95	0.1782	1.06	8870	75.1822%	Fecal		CFU/100 mL	200	283.2	86400	-	5,187.9
5439000	8/12/2016	5.94	5.94	0.1782	1.06	8872	75.1992%	Fecal		CFU/100 mL	200	283.2	86400	-	5,179.2
5439000	1/16/2022	5.94	5.94	0.1782	1.06	8872	75.1992%	Fecal		CFU/100 mL	200	283.2	86400	-	5,179.2
5439000	8/1/2020	5.93	5.93	0.1782	1.06	8874	75.2161%	Fecal		CFU/100 mL	200	283.2	86400	-	5,170.4
5439000	10/24/2012	5.92	5.92	0.1782	1.05	8875	75.2246%	Fecal		CFU/100 mL	200	283.2	86400	-	5,161.7

Gage ID	Date	Discharge (CFS)	Gage Discharge (less Surrogate NPDES) (CFS)	Watershed Area Ratio	Calculated flow (CFS)	Rank	Flow Exceedance %	Parameter	Results	Units (mg or micro_gram	Limit/Standard	100mL/CF	sec/day	Actual Load (million colonies/day)	Allowable Load (million colonies/day)
5439000	10/30/2020	5.92	5.92	0.1782	1.05	8875	75.2246%	Fecal		CFU/100 mL	200	283.2	86400	-	5,161.7
5439000	11/16/2015	5.91	5.91	0.1782	1.05	8877	75.2416%	Fecal		CFU/100 mL	200	283.2	86400	-	5,153.0
5439000	9/19/1990	5.9	5.9	0.1782	1.05	8878	75.2500%	Fecal		CFU/100 mL	200	283.2	86400	-	5,144.3
5439000	10/4/1990	5.9	5.9	0.1782	1.05	8878	75.2500%	Fecal		CFU/100 mL	200	283.2	86400	-	5,144.3
5439000	10/8/1990	5.9	5.9	0.1782	1.05	8878	75.2500%	Fecal		CFU/100 mL	200	283.2	86400	-	5,144.3
5439000	6/30/1992	5.9	5.9	0.1782	1.05	8878	75.2500%	Fecal		CFU/100 mL	200	283.2	86400	-	5,144.3
5439000	10/29/1995	5.9	5.9	0.1782	1.05	8878	75.2500%	Fecal		CFU/100 mL	200	283.2	86400	-	5,144.3
5439000	10/8/1998	5.9	5.9	0.1782	1.05	8878	75.2500%	Fecal		CFU/100 mL	200	283.2	86400	-	5,144.3
5439000	1/9/2005	5.9	5.9	0.1782	1.05	8878	75.2500%	Fecal		CFU/100 mL	200	283.2	86400	-	5,144.3
5439000	11/1/2006	5.9	5.9	0.1782	1.05	8878	75.2500%	Fecal		CFU/100 mL	200	283.2	86400	-	5,144.3
5439000	11/3/2007	5.9	5.9	0.1782	1.05	8878	75.2500%	Fecal		CFU/100 mL	200	283.2	86400	-	5,144.3
5439000	12/30/2004	5.89	5.89	0.1782	1.05	8887	75.3263%	Fecal		CFU/100 mL	200	283.2	86400	-	5,135.6
5439000	11/14/2007	5.89	5.89	0.1782	1.05	8887	75.3263%	Fecal		CFU/100 mL	200	283.2	86400	-	5,135.6
5439000	4/13/2003	5.88	5.88	0.1782	1.05	8889	75.3433%	Fecal		CFU/100 mL	200	283.2	86400	-	5,126.8
5439000	4/14/2003	5.88	5.88	0.1782	1.05	8889	75.3433%	Fecal		CFU/100 mL	200	283.2	86400	-	5,126.8
5439000	12/19/2002	5.87	5.87	0.1782	1.05	8891	75.3602%	Fecal		CFU/100 mL	200	283.2	86400	-	5,118.1
5439000	8/26/2016	5.87	5.87	0.1782	1.05	8891	75.3602%	Fecal		CFU/100 mL	200	283.2	86400	-	5,118.1
5439000	10/25/2010	5.86	5.86	0.1782	1.04	8893	75.3772%	Fecal		CFU/100 mL	200	283.2	86400	-	5,109.4
5439000	10/11/2011	5.86	5.86	0.1782	1.04	8893	75.3772%	Fecal		CFU/100 mL	200	283.2	86400	-	5,109.4
5439000	10/27/2011	5.86	5.86	0.1782	1.04	8893	75.3772%	Fecal		CFU/100 mL	200	283.2	86400	-	5,109.4
5439000	11/19/2020	5.86	5.86	0.1782	1.04	8893	75.3772%	Fecal		CFU/100 mL	200	283.2	86400	-	5,109.4
5439000	4/12/2003	5.85	5.85	0.1782	1.04	8897	75.4111%	Fecal		CFU/100 mL	200	283.2	86400	-	5,100.7
5439000	10/16/2012	5.85	5.85	0.1782	1.04	8897	75.4111%	Fecal		CFU/100 mL	200	283.2	86400	-	5,100.7
5439000	7/20/2016	5.85	5.85	0.1782	1.04	8897	75.4111%	Fecal		CFU/100 mL	200	283.2	86400	-	5,100.7
5439000	9/9/2016	5.85	5.85	0.1782	1.04	8897	75.4111%	Fecal		CFU/100 mL	200	283.2	86400	-	5,100.7
5439000	7/29/2018	5.85	5.85	0.1782	1.04	8897	75.4111%	Fecal		CFU/100 mL	200	283.2	86400	-	5,100.7
5439000	7/19/2003	5.83	5.83	0.1782	1.04	8902	75.4535%	Fecal		CFU/100 mL	200	283.2	86400	-	5,083.2
5439000	11/16/2006	5.83	5.83	0.1782	1.04	8902	75.4535%	Fecal		CFU/100 mL	200	283.2	86400	-	5,083.2
5439000	11/21/2013	5.81	5.81	0.1782	1.04	8904	75.4704%	Fecal		CFU/100 mL	200	283.2	86400	-	5,065.8
5439000	8/7/1991	5.8	5.8	0.1782	1.03	8905	75.4789%	Fecal		CFU/100 mL	200	283.2	86400	-	5,057.1
5439000	8/30/1991	5.8	5.8	0.1782	1.03	8905	75.4789%	Fecal		CFU/100 mL	200	283.2	86400	-	5,057.1
5439000	7/1/1992	5.8	5.8	0.1782	1.03	8905	75.4789%	Fecal		CFU/100 mL	200	283.2	86400	-	5,057.1
5439000	11/2/1996	5.8	5.8	0.1782	1.03	8905	75.4789%	Fecal		CFU/100 mL	200	283.2	86400	-	5,057.1
5439000	12/7/1996	5.8	5.8	0.1782	1.03	8905	75.4789%	Fecal		CFU/100 mL	200	283.2	86400	-	5,057.1
5439000	10/17/1999	5.8	5.8	0.1782	1.03	8905	75.4789%	Fecal		CFU/100 mL	200	283.2	86400	-	5,057.1
5439000	8/16/2000	5.8	5.8	0.1782	1.03	8905	75.4789%	Fecal		CFU/100 mL	200	283.2	86400	-	5,057.1
5439000	9/20/2000	5.8	5.8	0.1782	1.03	8905	75.4789%	Fecal		CFU/100 mL	200	283.2	86400	-	5,057.1
5439000	12/20/2004	5.8	5.8	0.1782	1.03	8905	75.4789%	Fecal		CFU/100 mL	200	283.2	86400	-	5,057.1
5439000	12/31/2003	5.79	5.79	0.1782	1.03	8914	75.5552%	Fecal		CFU/100 mL	200	283.2	86400	-	5,048.4
5439000	6/16/2005	5.79	5.79	0.1782	1.03	8914	75.5552%	Fecal		CFU/100 mL	200	283.2	86400	-	5,048.4
5439000	8/4/2021	5.78	5.78	0.1782	1.03	8916	75.5721%	Fecal		CFU/100 mL	200	283.2	86400	-	5,039.7
5439000	12/29/2021	5.78	5.78	0.1782	1.03	8916	75.5721%	Fecal		CFU/100 mL	200	283.2	86400	-	5,039.7
5439000	10/7/2011	5.77	5.77	0.1782	1.03	8918	75.5891%	Fecal		CFU/100 mL	200	283.2	86400	-	5,030.9
5439000	1/21/2015	5.77	5.77	0.1782	1.03	8918	75.5891%	Fecal		CFU/100 mL	200	283.2	86400	-	5,030.9
5439000	11/7/2007	5.75	5.75	0.1782	1.02	8920	75.6060%	Fecal		CFU/100 mL	200	283.2	86400	-	5,013.5
5439000	9/20/2009	5.75	5.75	0.1782	1.02	8920	75.6060%	Fecal		CFU/100 mL	200	283.2	86400	-	5,013.5
5439000	11/20/2021	5.75	5.75	0.1782	1.02	8920	75.6060%	Fecal		CFU/100 mL	200	283.2	86400	-	5,013.5
5439000	10/17/2016	5.74	5.74	0.1782	1.02	8923	75.6315%	Fecal		CFU/100 mL	200	283.2	86400	-	5,004.8
5439000	11/8/2020	5.74	5.74	0.1782	1.02	8923	75.6315%	Fecal		CFU/100 mL	200	283.2	86400	-	5,004.8
5439000	7/24/2004	5.73	5.73	0.1782	1.02	8925	75.6484%	Fecal		CFU/100 mL	200	283.2	86400	-	4,996.1
5439000	11/8/2007	5.73	5.73	0.1782	1.02	8925	75.6484%	Fecal		CFU/100 mL	200	283.2	86400	-	4,996.1
5439000	10/23/2011	5.73	5.73	0.1782	1.02	8925	75.6484%	Fecal		CFU/100 mL	200	283.2	86400	-	4,996.1
5439000	12/30/2021	5.72	5.72	0.1782	1.02	8928	75.6738%	Fecal		CFU/100 mL	200	283.2	86400	-	4,987.3
5439000	8/25/1994	5.71	5.71	0.1782	1.02	8929	75.6823%	Fecal		CFU/100 mL	200	283.2	86400	-	4,978.6
5439000	8/31/2014	5.71	5.71	0.1782	1.02	8929	75.6823%	Fecal		CFU/100 mL	200	283.2	86400	-	4,978.6
5439000	7/11/1991	5.7	5.7	0.1782	1.02	8931	75.6993%	Fecal		CFU/100 mL	200	283.2	86400	-	4,969.9
5439000	10/9/1991	5.7	5.7	0.1782	1.02	8931	75.6993%	Fecal		CFU/100 mL	200	283.2	86400	-	4,969.9
5439000	11/10/1991	5.7	5.7	0.1782	1.02	8931	75.6993%	Fecal		CFU/100 mL	200	283.2	86400	-	4,969.9
5439000	10/1/1996	5.7	5.7	0.1782	1.02	8931	75.6993%	Fecal		CFU/100 mL	200	283.2	86400	-	4,969.9
5439000	10/19/1996	5.7	5.7	0.1782	1.02	8931	75.6993%	Fecal		CFU/100 mL	200	283.2	86400	-	4,969.9
5439000	7/19/1997	5.7	5.7	0.1782	1.02	8931	75.6993%	Fecal		CFU/100 mL	200	283.2	86400	-	4,969.9
5439000	8/19/1997	5.7	5.7	0.1782	1.02	8931	75.6993%	Fecal		CFU/100 mL	200	283.2	86400	-	4,969.9
5439000	10/28/1997	5.7	5.7	0.1782	1.02	8931	75.6993%	Fecal		CFU/100 mL	200	283.2	86400	-	4,969.9
5439000	8/9/2008	5.7	5.7	0.1782	1.02	8931	75.6993%	Fecal		CFU/100 mL	200	283.2	86400	-	4,969.9
5439000	6/30/2012	5.69	5.69	0.1782	1.01	8940	75.7756%	Fecal		CFU/100 mL	200	283.2	86400	-	4,961.2
5439000	9/12/2015	5.68	5.68	0.1782	1.01	8941	75.7840%	Fecal		CFU/100 mL	200	283.2	86400	-	4,952.5
5439000	7/28/1994	5.67	5.67	0.1782	1.01	8942	75.7925%	Fecal		CFU/100 mL	200	283.2	86400	-	4,943.7
5439000	10/29/2007	5.67	5.67	0.1782	1.01	8942	75.7925%	Fecal		CFU/100 mL	200	283.2	86400	-	4,943.7
5439000	9/20/2016	5.66	5.66	0.1782	1.01	8944	75.8095%	Fecal		CFU/100 mL	200	283.2	86400	-	4,935.0
5439000	6/17/2005	5.65	5.65	0.1782	1.01	8945	75.8179%	Fecal		CFU/100 mL	200	283.2	86400	-	4,926.3
5439000	11/18/2007	5.65	5.65	0.1782	1.01	8945	75.8179%	Fecal		CFU/100 mL	200	283.2	86400	-	4,926.3
5439000	9/10/2016	5.65	5.65	0.1782	1.01	8945	75.8179%	Fecal		CFU/100 mL	200	283.2	86400	-	4,926.3
5439000	11/3/2021	5.64	5.64	0.1782	1.00	8948	75.8434%	Fecal		CFU/100 mL	200	283.2	86400	-	4,917.6
5439000	4/11/2003	5.63	5.63	0.1782	1.00	8949	75.8518%	Fecal		CFU/100 mL	200	283.2	86400	-	4,908.9
5439000	12/25/2003	5.63	5.63	0.1782	1.00	8949	75.8518%	Fecal		CFU/100 mL	200	283.2	86400	-	4,908.9
5439000	8/3/2004	5.63	5.63	0.1782	1.00	8949	75.8518%	Fecal		CFU/100 mL	200	283.2	86400	-	4,908.9
5439000	8/23/2017	5.63	5.63	0.1782	1.00	8949	75.8518%	Fecal		CFU/100 mL	200	283.2	86400	-	4,908.9
5439000	8/28/2014	5.62	5.62	0.1782	1.00	8953	75.8857%	Fecal		CFU/100 mL	200	283.2	86400	-	4,900.1
5439000	10/7/2021	5.62	5.62	0.1782	1.00	8953	75.8857%	Fecal		CFU/100 mL	200	283.2	86400	-	4,900.1
5439000	1/15/2022	5.62	5.62	0.1782	1.00	8953	75.8857%	Fecal		CFU/100 mL	200	283.2	86400	-	4,900.1
5439000	9/1/2014	5.61	5.61	0.1782	1.00	8956	75.9112%	Fecal		CFU/100 mL	200	283.2	86400	-	4,891.4
5439000	11/11/1991	5.6	5.6	0.1782	1.00	8957	75.9196%	Fecal		CFU/100 mL	200	283.2	86400	-	4,882.7
5439000	3/18/1996	5.6	5.6	0.1782	1.00	8957	75.9196%	Fecal		CFU/100 mL	200	283.2	86400	-	4,882.7
5439000	12/5/1996	5.6	5.6	0.1782	1.00	8957	75.9196%	Fecal		CFU/100 mL	200	283.2	86400	-	4,882.7
5439000	7/16/1997	5.6	5.6	0.1782	1.00	8957	75.9196%	Fecal		CFU/100 mL	200	283.2	86400	-	4,882.7
5439000	7/29/1999	5.6	5.6	0.1782	1.00	8957	75.9196%	Fecal		CFU/100 mL	200	283.2	86400	-	4,882.7
5439000	10/22/1999	5.6	5.6	0.1782	1.00	8957	75.9196%	Fecal		CFU/100 mL	200	283.2	86400	-	4,882.7
5439000	12/17/1999	5.6	5.6	0.1782	1.00	8957	75.9196%	Fecal		CFU/100 mL	200	283.2	86400	-	4,882.7
5439000	12/20/1999	5.6	5.6	0.1782	1.00	8957	75.9196%	Fecal		CFU/100 mL	200	283.2	86400	-	4,882.7
5439000	8/20/2000	5.6	5.6	0.1782	1.00	8957	75.9196%	Fecal		CFU/100 mL	200	283.2	86400	-	4,882.7
5439000	9/15/2000	5.6	5.6	0.1782	1.00	8957	75.9196%	Fecal		CFU/100 mL	200	283.2	86400	-	4,882.7
5439000	9/18/2001	5.6	5.6	0.1782	1.00	8957	75.9196%	Fecal		CFU/100 mL	200	283.2	86400	-	4,882.7
5439000	12/8/2007	5.6	5.6	0.1782	1.00	8957	75.9196%	Fecal		CFU/100 mL	200	283.2	86400	-	4,882.7
5439000	8/16/2012	5.6	5.6	0.1782	1.00	8957	75.9196%	Fecal		CFU/100 mL	200	283.2	86400	-	4,882.7
5439000	8/16/2014	5.6	5.6	0.1782	1.00	8957	75.9196%	Fecal		CFU/100 mL	200	283.2	86400	-	4,882.7
5439000	3/9/2015	5.59	5.59	0.1782	1.00	8971	76.0383%	Fecal		CFU/100 mL	200	283.2	86400	-	4,874.0
5439000	11/4/2021	5.59	5.59	0.1782	1.00	8971	76.0383%	Fecal		CFU/100 mL	200	283.2	86400	-	4,874.0
5439000	1/13/2022	5.59	5.59	0.1782	1.00	8971	76.0383%	Fecal		CFU/100 mL	200	283.2	86400	-	4,874.0
5439000	8/6/2009	5.58	5.58	0.1782	0.99	8974	76.0637%	Fecal		CFU/100 mL	200	283.2	86400	-	4,865.3
5439000	9/2/2013	5.57	5.57	0.1782	0.99	8975	76.0722%	Fecal		CFU/100 mL	200	283.2	86400	-	4,856.5
5439000	8/4/2019	5.55	5.55	0.1782	0.99	8976	76.0807%	Fecal		CFU/100 mL	200	283.2	86400	-	4,839.1
5439000	1/3/2006	5.53	5.53	0.1782	0.99	8977	76.0892%	Fecal		CFU/100 mL	200	283.2	86400	-	4,821.7
5439000	8/25/2010	5.53	5.53	0.1782	0.99	8977	76.0892%	Fecal		CFU/100 mL	200	283.2	86400	-	4,821.7
5439000	1/22/2015	5.53	5.53	0.1782	0.99	8977	76.0892%	Fecal		CFU/100 mL	200	283.2	86400	-	4,821.7
5439000	10/18/2016	5.52	5.52	0.1782	0.98	8980	76.1146%	Fecal		CFU/100 mL	200	283.2	86400	-	4,813.0
5439000	10/31/2020	5.51	5.51	0.1782	0.98	8981	76.1231%	Fecal		CFU/100 mL	200	283.2	86400	-	4,804.2
5439000	11/12/2021	5.51	5.51	0.1782	0.98	8981	76.1231%	Fecal		CFU/100 mL	200	283.2	86400	-	4,804.2
5439000	11/25/2021	5.51	5.51	0.1782	0.98	8981	76.1231%	Fecal		CFU/100 mL	200	283.2	86400	-	4,804.2
5439000	7/14/1991	5.5	5.5	0.1782	0.98	8984	76.1485%	Fecal		CFU/100 mL	200	283.2	86400	-	4,795.5
5439000	8/9/1991	5.5	5.5	0.1782	0.98	8984	76.1485%	Fecal		CFU/100 mL	200	283.2	86400	-	4,795.5
5439000	6/28/1992	5.5	5.5	0.1782	0.98	8984	76.1485%	Fecal		CFU/100 mL	200	283.2	86400	-	4,795.5
5439000	6/29/1992	5.5	5.5	0.1782	0.98	8984	76.1485%	Fecal		CFU/100 mL	200	283.2	86400	-	4,795.5
5439000	7/30/1995	5.5	5.5	0.1782	0.98	8984	76.1485%	Fecal		CFU/100 mL	200	283.2	86400	-	4,795.5
5439000	10/8/1995	5.5	5.5	0.1782	0.98	8984	76.1485%	Fecal		CFU/100 mL	200	283.2	86400	-	4,795.5
5439000	10/22/1996	5.5	5.5	0.1782	0.98	8984	76.1485%	Fecal		CFU/100 mL	200	283.2	86400	-	4,795.5
5439000	10/18/1999	5.5	5.5	0.1782	0.98	8984	76.1485%	Fecal		CFU/100 mL	200	283.2	86400	-	4,795.5
5439000	12/4/1999	5.5	5.5	0.1782	0.98	8984	76.1485%	Fecal		CFU/100 mL	200	283.2	86400	-	4,795.5
5439000	12/21/1999	5.5	5.5	0.1782	0.98	8984	76.1485%	Fecal		CFU/100 mL	200	283.2	86400	-	4,795.5
5439000	7/14/2001	5.5	5.5	0.1782	0.98	8984	76.1485%	Fecal		CFU/100 mL	200	283.2	86400	-	4,795.5
5439000	9/23/2009	5.5	5.5	0.1782	0.98	8984	76.1485%	Fecal		CFU/100 mL	200	283.2	86400	-	4,795.5
5439000	1/23/2015	5.48	5.48	0.1782	0.98	8996	76.2502%	Fecal		CFU/100 mL	200	283.2	86400	-	4,778.1
5439000	12/28/2021	5.48	5.48	0.1782	0.98	8996	76.2502%	Fecal		CFU/100 mL	200	283.2	86400	-	4,778.1
5439000	11/20/2020	5.47	5.47	0.1782	0.97	8998	76.2672%	Fecal		CFU/100 mL	200	283.2	86400	-	4,769.4
5439000	11/17/2007	5.46	5.46	0.1782	0.97	8999	76.2756%	Fecal		CFU/100 mL	200	283.2	86400	-	4,760.6
5439000	8/11/2008	5.46	5.46	0.1782	0.97	8999	76.2756%	Fecal		CFU/100 mL	200	283.2	86400	-	4,760.6

Gage ID	Date	Discharge (CFS)	Gage Discharge (less Surrogate NPDES) (CFS)	Watershed Area Ratio	Calculated flow (CFS)	Rank	Flow Exceedance %	Parameter	Results	Units (mg or micro_gram	Limit/Standard	100mL/CF	sec/day	Actual Load (million colonies/day)	Allowable Load (million colonies/day)
5439000	11/13/2014	5.46	5.46	0.1782	0.97	8999	76.2756%	Fecal		CFU/100 mL	200	283.2	86400	-	4,760.6
5439000	11/19/2007	5.45	5.45	0.1782	0.97	9002	76.3011%	Fecal		CFU/100 mL	200	283.2	86400	-	4,751.9
5439000	10/10/2011	5.45	5.45	0.1782	0.97	9002	76.3011%	Fecal		CFU/100 mL	200	283.2	86400	-	4,751.9
5439000	10/31/2011	5.45	5.45	0.1782	0.97	9002	76.3011%	Fecal		CFU/100 mL	200	283.2	86400	-	4,751.9
5439000	2/5/2007	5.44	5.44	0.1782	0.97	9005	76.3265%	Fecal		CFU/100 mL	200	283.2	86400	-	4,743.2
5439000	9/2/2015	5.44	5.44	0.1782	0.97	9005	76.3265%	Fecal		CFU/100 mL	200	283.2	86400	-	4,743.2
5439000	1/30/2021	5.44	5.44	0.1782	0.97	9005	76.3265%	Fecal		CFU/100 mL	200	283.2	86400	-	4,743.2
5439000	8/22/2015	5.42	5.42	0.1782	0.97	9008	76.3519%	Fecal		CFU/100 mL	200	283.2	86400	-	4,725.8
5439000	8/3/2008	5.41	5.41	0.1782	0.96	9009	76.3604%	Fecal		CFU/100 mL	200	283.2	86400	-	4,717.0
5439000	11/9/1991	5.4	5.4	0.1782	0.96	9010	76.3689%	Fecal		CFU/100 mL	200	283.2	86400	-	4,708.3
5439000	3/21/1996	5.4	5.4	0.1782	0.96	9010	76.3689%	Fecal		CFU/100 mL	200	283.2	86400	-	4,708.3
5439000	12/6/1996	5.4	5.4	0.1782	0.96	9010	76.3689%	Fecal		CFU/100 mL	200	283.2	86400	-	4,708.3
5439000	12/9/1996	5.4	5.4	0.1782	0.96	9010	76.3689%	Fecal		CFU/100 mL	200	283.2	86400	-	4,708.3
5439000	8/10/1998	5.4	5.4	0.1782	0.96	9010	76.3689%	Fecal		CFU/100 mL	200	283.2	86400	-	4,708.3
5439000	7/30/1999	5.4	5.4	0.1782	0.96	9010	76.3689%	Fecal		CFU/100 mL	200	283.2	86400	-	4,708.3
5439000	1/11/2000	5.4	5.4	0.1782	0.96	9010	76.3689%	Fecal		CFU/100 mL	200	283.2	86400	-	4,708.3
5439000	10/2/2000	5.4	5.4	0.1782	0.96	9010	76.3689%	Fecal		CFU/100 mL	200	283.2	86400	-	4,708.3
5439000	9/13/2009	5.39	5.39	0.1782	0.96	9018	76.4367%	Fecal		CFU/100 mL	200	283.2	86400	-	4,699.6
5439000	2/6/2013	5.39	5.39	0.1782	0.96	9018	76.4367%	Fecal		CFU/100 mL	200	283.2	86400	-	4,699.6
5439000	1/24/2015	5.39	5.39	0.1782	0.96	9018	76.4367%	Fecal		CFU/100 mL	200	283.2	86400	-	4,699.6
5439000	1/25/2015	5.39	5.39	0.1782	0.96	9018	76.4367%	Fecal		CFU/100 mL	200	283.2	86400	-	4,699.6
5439000	1/26/2015	5.39	5.39	0.1782	0.96	9018	76.4367%	Fecal		CFU/100 mL	200	283.2	86400	-	4,699.6
5439000	1/27/2015	5.39	5.39	0.1782	0.96	9018	76.4367%	Fecal		CFU/100 mL	200	283.2	86400	-	4,699.6
5439000	1/28/2015	5.39	5.39	0.1782	0.96	9018	76.4367%	Fecal		CFU/100 mL	200	283.2	86400	-	4,699.6
5439000	11/16/2007	5.38	5.38	0.1782	0.96	9025	76.4960%	Fecal		CFU/100 mL	200	283.2	86400	-	4,690.9
5439000	2/26/2014	5.38	5.38	0.1782	0.96	9025	76.4960%	Fecal		CFU/100 mL	200	283.2	86400	-	4,690.9
5439000	6/27/2012	5.37	5.37	0.1782	0.96	9027	76.5130%	Fecal		CFU/100 mL	200	283.2	86400	-	4,682.2
5439000	8/17/2015	5.37	5.37	0.1782	0.96	9027	76.5130%	Fecal		CFU/100 mL	200	283.2	86400	-	4,682.2
5439000	1/8/2018	5.37	5.37	0.1782	0.96	9027	76.5130%	Fecal		CFU/100 mL	200	283.2	86400	-	4,682.2
5439000	1/14/2022	5.37	5.37	0.1782	0.96	9027	76.5130%	Fecal		CFU/100 mL	200	283.2	86400	-	4,682.2
5439000	8/5/2004	5.36	5.36	0.1782	0.95	9031	76.5469%	Fecal		CFU/100 mL	200	283.2	86400	-	4,673.4
5439000	10/9/2011	5.36	5.36	0.1782	0.95	9031	76.5469%	Fecal		CFU/100 mL	200	283.2	86400	-	4,673.4
5439000	11/16/2014	5.36	5.36	0.1782	0.95	9031	76.5469%	Fecal		CFU/100 mL	200	283.2	86400	-	4,673.4
5439000	10/9/2016	5.36	5.36	0.1782	0.95	9031	76.5469%	Fecal		CFU/100 mL	200	283.2	86400	-	4,673.4
5439000	1/29/2021	5.36	5.36	0.1782	0.95	9031	76.5469%	Fecal		CFU/100 mL	200	283.2	86400	-	4,673.4
5439000	12/26/2010	5.35	5.35	0.1782	0.95	9036	76.5893%	Fecal		CFU/100 mL	200	283.2	86400	-	4,664.7
5439000	11/10/2013	5.35	5.35	0.1782	0.95	9036	76.5893%	Fecal		CFU/100 mL	200	283.2	86400	-	4,664.7
5439000	3/9/2014	5.34	5.34	0.1782	0.95	9038	76.6062%	Fecal		CFU/100 mL	200	283.2	86400	-	4,656.0
5439000	1/25/2021	5.34	5.34	0.1782	0.95	9038	76.6062%	Fecal		CFU/100 mL	200	283.2	86400	-	4,656.0
5439000	1/29/2015	5.32	5.32	0.1782	0.95	9040	76.6232%	Fecal		CFU/100 mL	200	283.2	86400	-	4,638.6
5439000	8/4/2012	5.31	5.31	0.1782	0.95	9041	76.6316%	Fecal		CFU/100 mL	200	283.2	86400	-	4,629.9
5439000	12/16/2021	5.31	5.31	0.1782	0.95	9041	76.6316%	Fecal		CFU/100 mL	200	283.2	86400	-	4,629.9
5439000	9/17/1990	5.3	5.3	0.1782	0.94	9043	76.6486%	Fecal		CFU/100 mL	200	283.2	86400	-	4,621.1
5439000	7/10/1992	5.3	5.3	0.1782	0.94	9043	76.6486%	Fecal		CFU/100 mL	200	283.2	86400	-	4,621.1
5439000	8/30/1992	5.3	5.3	0.1782	0.94	9043	76.6486%	Fecal		CFU/100 mL	200	283.2	86400	-	4,621.1
5439000	3/19/1996	5.3	5.3	0.1782	0.94	9043	76.6486%	Fecal		CFU/100 mL	200	283.2	86400	-	4,621.1
5439000	11/18/2014	5.3	5.3	0.1782	0.94	9043	76.6486%	Fecal		CFU/100 mL	200	283.2	86400	-	4,621.1
5439000	8/11/2020	5.3	5.3	0.1782	0.94	9043	76.6486%	Fecal		CFU/100 mL	200	283.2	86400	-	4,621.1
5439000	11/5/2020	5.3	5.3	0.1782	0.94	9043	76.6486%	Fecal		CFU/100 mL	200	283.2	86400	-	4,621.1
5439000	1/6/2022	5.3	5.3	0.1782	0.94	9043	76.6486%	Fecal		CFU/100 mL	200	283.2	86400	-	4,621.1
5439000	7/15/2002	5.29	5.29	0.1782	0.94	9051	76.7164%	Fecal		CFU/100 mL	200	283.2	86400	-	4,612.4
5439000	11/17/2006	5.29	5.29	0.1782	0.94	9051	76.7164%	Fecal		CFU/100 mL	200	283.2	86400	-	4,612.4
5439000	1/30/2015	5.29	5.29	0.1782	0.94	9051	76.7164%	Fecal		CFU/100 mL	200	283.2	86400	-	4,612.4
5439000	1/31/2015	5.29	5.29	0.1782	0.94	9051	76.7164%	Fecal		CFU/100 mL	200	283.2	86400	-	4,612.4
5439000	2/1/2015	5.29	5.29	0.1782	0.94	9051	76.7164%	Fecal		CFU/100 mL	200	283.2	86400	-	4,612.4
5439000	9/27/2016	5.29	5.29	0.1782	0.94	9051	76.7164%	Fecal		CFU/100 mL	200	283.2	86400	-	4,612.4
5439000	9/1/2010	5.28	5.28	0.1782	0.94	9057	76.7672%	Fecal		CFU/100 mL	200	283.2	86400	-	4,603.7
5439000	9/28/2020	5.28	5.28	0.1782	0.94	9057	76.7672%	Fecal		CFU/100 mL	200	283.2	86400	-	4,603.7
5439000	11/1/2020	5.28	5.28	0.1782	0.94	9057	76.7672%	Fecal		CFU/100 mL	200	283.2	86400	-	4,603.7
5439000	10/12/2016	5.27	5.27	0.1782	0.94	9060	76.7927%	Fecal		CFU/100 mL	200	283.2	86400	-	4,595.0
5439000	8/21/2019	5.27	5.27	0.1782	0.94	9060	76.7927%	Fecal		CFU/100 mL	200	283.2	86400	-	4,595.0
5439000	10/22/2011	5.25	5.25	0.1782	0.94	9062	76.8096%	Fecal		CFU/100 mL	200	283.2	86400	-	4,577.5
5439000	4/2/2003	5.23	5.23	0.1782	0.93	9063	76.8181%	Fecal		CFU/100 mL	200	283.2	86400	-	4,560.1
5439000	10/13/2016	5.23	5.23	0.1782	0.93	9063	76.8181%	Fecal		CFU/100 mL	200	283.2	86400	-	4,560.1
5439000	1/13/2004	5.22	5.22	0.1782	0.93	9065	76.8351%	Fecal		CFU/100 mL	200	283.2	86400	-	4,551.4
5439000	7/15/2006	5.22	5.22	0.1782	0.93	9065	76.8351%	Fecal		CFU/100 mL	200	283.2	86400	-	4,551.4
5439000	1/6/2018	5.22	5.22	0.1782	0.93	9065	76.8351%	Fecal		CFU/100 mL	200	283.2	86400	-	4,551.4
5439000	8/30/1994	5.21	5.21	0.1782	0.93	9068	76.8605%	Fecal		CFU/100 mL	200	283.2	86400	-	4,542.7
5439000	4/20/2003	5.21	5.21	0.1782	0.93	9068	76.8605%	Fecal		CFU/100 mL	200	283.2	86400	-	4,542.7
5439000	6/18/2005	5.21	5.21	0.1782	0.93	9068	76.8605%	Fecal		CFU/100 mL	200	283.2	86400	-	4,542.7
5439000	11/2/2006	5.21	5.21	0.1782	0.93	9068	76.8605%	Fecal		CFU/100 mL	200	283.2	86400	-	4,542.7
5439000	2/2/2015	5.21	5.21	0.1782	0.93	9068	76.8605%	Fecal		CFU/100 mL	200	283.2	86400	-	4,542.7
5439000	12/15/2021	5.21	5.21	0.1782	0.93	9068	76.8605%	Fecal		CFU/100 mL	200	283.2	86400	-	4,542.7
5439000	7/18/1991	5.2	5.2	0.1782	0.93	9074	76.9113%	Fecal		CFU/100 mL	200	283.2	86400	-	4,533.9
5439000	8/10/1991	5.2	5.2	0.1782	0.93	9074	76.9113%	Fecal		CFU/100 mL	200	283.2	86400	-	4,533.9
5439000	11/12/1991	5.2	5.2	0.1782	0.93	9074	76.9113%	Fecal		CFU/100 mL	200	283.2	86400	-	4,533.9
5439000	11/3/1996	5.2	5.2	0.1782	0.93	9074	76.9113%	Fecal		CFU/100 mL	200	283.2	86400	-	4,533.9
5439000	9/3/1998	5.2	5.2	0.1782	0.93	9074	76.9113%	Fecal		CFU/100 mL	200	283.2	86400	-	4,533.9
5439000	9/30/1998	5.2	5.2	0.1782	0.93	9074	76.9113%	Fecal		CFU/100 mL	200	283.2	86400	-	4,533.9
5439000	12/9/2007	5.2	5.2	0.1782	0.93	9074	76.9113%	Fecal		CFU/100 mL	200	283.2	86400	-	4,533.9
5439000	8/8/2018	5.2	5.2	0.1782	0.93	9074	76.9113%	Fecal		CFU/100 mL	200	283.2	86400	-	4,533.9
5439000	12/31/2021	5.19	5.19	0.1782	0.92	9082	76.9791%	Fecal		CFU/100 mL	200	283.2	86400	-	4,525.2
5439000	9/9/2014	5.17	5.17	0.1782	0.92	9083	76.9876%	Fecal		CFU/100 mL	200	283.2	86400	-	4,507.8
5439000	8/27/2002	5.16	5.16	0.1782	0.92	9084	76.9961%	Fecal		CFU/100 mL	200	283.2	86400	-	4,499.1
5439000	10/23/2006	5.16	5.16	0.1782	0.92	9084	76.9961%	Fecal		CFU/100 mL	200	283.2	86400	-	4,499.1
5439000	7/21/2012	5.16	5.16	0.1782	0.92	9084	76.9961%	Fecal		CFU/100 mL	200	283.2	86400	-	4,499.1
5439000	8/12/2013	5.16	5.16	0.1782	0.92	9084	76.9961%	Fecal		CFU/100 mL	200	283.2	86400	-	4,499.1
5439000	2/1/2021	5.16	5.16	0.1782	0.92	9084	76.9961%	Fecal		CFU/100 mL	200	283.2	86400	-	4,499.1
5439000	8/6/2021	5.16	5.16	0.1782	0.92	9084	76.9961%	Fecal		CFU/100 mL	200	283.2	86400	-	4,499.1
5439000	9/10/1994	5.15	5.15	0.1782	0.92	9090	77.0470%	Fecal		CFU/100 mL	200	283.2	86400	-	4,490.3
5439000	8/5/2021	5.14	5.14	0.1782	0.92	9091	77.0554%	Fecal		CFU/100 mL	200	283.2	86400	-	4,481.6
5439000	10/10/2016	5.13	5.13	0.1782	0.91	9092	77.0639%	Fecal		CFU/100 mL	200	283.2	86400	-	4,472.9
5439000	8/15/2019	5.13	5.13	0.1782	0.91	9092	77.0639%	Fecal		CFU/100 mL	200	283.2	86400	-	4,472.9
5439000	11/21/2020	5.13	5.13	0.1782	0.91	9092	77.0639%	Fecal		CFU/100 mL	200	283.2	86400	-	4,472.9
5439000	8/20/2014	5.11	5.11	0.1782	0.91	9095	77.0893%	Fecal		CFU/100 mL	200	283.2	86400	-	4,455.5
5439000	2/3/2015	5.11	5.11	0.1782	0.91	9095	77.0893%	Fecal		CFU/100 mL	200	283.2	86400	-	4,455.5
5439000	9/12/2016	5.11	5.11	0.1782	0.91	9095	77.0893%	Fecal		CFU/100 mL	200	283.2	86400	-	4,455.5
5439000	10/1/2016	5.11	5.11	0.1782	0.91	9095	77.0893%	Fecal		CFU/100 mL	200	283.2	86400	-	4,455.5
5439000	8/31/1991	5.1	5.1	0.1782	0.91	9099	77.1232%	Fecal		CFU/100 mL	200	283.2	86400	-	4,446.8
5439000	9/8/1995	5.1	5.1	0.1782	0.91	9099	77.1232%	Fecal		CFU/100 mL	200	283.2	86400	-	4,446.8
5439000	11/4/1996	5.1	5.1	0.1782	0.91	9099	77.1232%	Fecal		CFU/100 mL	200	283.2	86400	-	4,446.8
5439000	7/30/1998	5.1	5.1	0.1782	0.91	9099	77.1232%	Fecal		CFU/100 mL	200	283.2	86400	-	4,446.8
5439000	12/18/1999	5.1	5.1	0.1782	0.91	9099	77.1232%	Fecal		CFU/100 mL	200	283.2	86400	-	4,446.8
5439000	12/19/1999	5.1	5.1	0.1782	0.91	9099	77.1232%	Fecal		CFU/100 mL	200	283.2	86400	-	4,446.8
5439000	9/16/2020	5.1	5.1	0.1782	0.91	9099	77.1232%	Fecal		CFU/100 mL	200	283.2	86400	-	4,446.8
5439000	10/10/2001	5.09	5.09	0.1782	0.91	9106	77.1826%	Fecal		CFU/100 mL	200	283.2	86400	-	4,438.0
5439000	11/18/2006	5.09	5.09	0.1782	0.91	9106	77.1826%	Fecal		CFU/100 mL	200	283.2	86400	-	4,438.0
5439000	9/28/2016	5.09	5.09	0.1782	0.91	9106	77.1826%	Fecal		CFU/100 mL	200	283.2	86400	-	4,438.0
5439000	11/21/2021	5.09	5.09	0.1782	0.91	9106	77.1826%	Fecal		CFU/100 mL	200	283.2	86400	-	4,438.0
5439000	12/1/2021	5.08	5.08	0.1782	0.91	9110	77.2165%	Fecal		CFU/100 mL	200	283.2	86400	-	4,429.3
5439000	11/23/2021	5.07	5.07	0.1782	0.90	9111	77.2250%	Fecal		CFU/100 mL	200	283.2	86400	-	4,420.6
5439000	11/19/2021	5.06	5.06	0.1782	0.90	9112	77.2334%	Fecal		CFU/100 mL	200	283.2	86400	-	4,411.9
5439000	11/9/2020	5.05	5.05	0.1782	0.90	9113	77.2419%	Fecal		CFU/100 mL	200	283.2	86400	-	4,403.2
5439000	10/20/2016	5.04	5.04	0.1782	0.90	9114	77.2504%	Fecal		CFU/100 mL	200	283.2	86400	-	4,394.4
5439000	9/8/2018	5.04	5.04	0.1782	0.90	9114	77.2504%	Fecal		CFU/100 mL	200	283.2	86400	-	4,394.4
5439000	1/26/2021	5.03	5.03	0.1782	0.90	9116	77.2673%	Fecal		CFU/100 mL	200	283.2	86400	-	4,385.7
5439000	2/2/2021	5.03	5.03	0.1782	0.90	9116	77.2673%	Fecal		CFU/100 mL	200	283.2	86400	-	4,385.7
5439000	8/14/2021	5.03	5.03	0.1782	0.90	9116	77.2673%	Fecal		CFU/100 mL	200	283.2	86400	-	4,385.7
5439000	10/5/2002	5.02	5.02	0.1782	0.89	9119	77.2928%	Fecal		CFU/100 mL	200	283.2	86400	-	4,377.0
5439000	2/4/2015	5.02	5.02	0.1782	0.89	9119	77.2928%	Fecal		CFU/100 mL	200	283.2	86400	-	4,377.0
5439000	2/5/2015	5.02	5.02	0.1782	0.89	9119	77.2928%	Fecal		CFU/100 mL	200	283.2	86400	-	4,377.0
5439000	2/6/2015	5.01	5.01	0.1782	0.89	9122	77.3182%	Fecal		CFU/100 mL	200	283.2	86400	-	4,368.3
5439000	10/19/2016	5.01	5.01	0.1782	0.89	9122	77.3182%	Fecal		CFU/100 mL	200	283.2	86400	-	4,368.3
5439000	9/20/1990	5	5	0.1782	0.89	9124	77.3351%	Fecal		CFU/100 mL	200	283.2	86400	-	4,359.6
5439000	9/24/1990	5	5	0.1782	0.89	9124	77.3351%	Fecal		CFU/100 mL	200	283.2	86400	-	4,359.6

Gage ID	Date	Discharge (CFS)	Gage Discharge (less Surrogate NPDES) (CFS)	Watershed Area Ratio	Calculated flow (CFS)	Rank	Flow Exceedance %	Parameter	Results	Units (mg or micro_gram	Limit/Standard	100mL/CF	sec/day	Actual Load (million colonies/day)	Allowable Load (million colonies/day)
5439000	7/15/1991	5	5	0.1782	0.89	9124	77.3351%	Fecal		CFU/100 mL	200	283.2	86400	-	4,359.6
5439000	9/6/1991	5	5	0.1782	0.89	9124	77.3351%	Fecal		CFU/100 mL	200	283.2	86400	-	4,359.6
5439000	8/2/1995	5	5	0.1782	0.89	9124	77.3351%	Fecal		CFU/100 mL	200	283.2	86400	-	4,359.6
5439000	8/4/1995	5	5	0.1782	0.89	9124	77.3351%	Fecal		CFU/100 mL	200	283.2	86400	-	4,359.6
5439000	8/21/1995	5	5	0.1782	0.89	9124	77.3351%	Fecal		CFU/100 mL	200	283.2	86400	-	4,359.6
5439000	9/21/1995	5	5	0.1782	0.89	9124	77.3351%	Fecal		CFU/100 mL	200	283.2	86400	-	4,359.6
5439000	9/19/1996	5	5	0.1782	0.89	9124	77.3351%	Fecal		CFU/100 mL	200	283.2	86400	-	4,359.6
5439000	9/23/1996	5	5	0.1782	0.89	9124	77.3351%	Fecal		CFU/100 mL	200	283.2	86400	-	4,359.6
5439000	12/10/1996	5	5	0.1782	0.89	9124	77.3351%	Fecal		CFU/100 mL	200	283.2	86400	-	4,359.6
5439000	10/13/1997	5	5	0.1782	0.89	9124	77.3351%	Fecal		CFU/100 mL	200	283.2	86400	-	4,359.6
5439000	10/9/1998	5	5	0.1782	0.89	9124	77.3351%	Fecal		CFU/100 mL	200	283.2	86400	-	4,359.6
5439000	12/21/2004	5	5	0.1782	0.89	9124	77.3351%	Fecal		CFU/100 mL	200	283.2	86400	-	4,359.6
5439000	12/13/2010	5	5	0.1782	0.89	9124	77.3351%	Fecal		CFU/100 mL	200	283.2	86400	-	4,359.6
5439000	8/1/2013	5	5	0.1782	0.89	9124	77.3351%	Fecal		CFU/100 mL	200	283.2	86400	-	4,359.6
5439000	11/22/2021	5	5	0.1782	0.89	9124	77.3351%	Fecal		CFU/100 mL	200	283.2	86400	-	4,359.6
5439000	11/4/2020	4.99	4.99	0.1782	0.89	9141	77.4792%	Fecal		CFU/100 mL	200	283.2	86400	-	4,350.8
5439000	10/30/2011	4.98	4.98	0.1782	0.89	9142	77.4877%	Fecal		CFU/100 mL	200	283.2	86400	-	4,342.1
5439000	11/14/2021	4.98	4.98	0.1782	0.89	9142	77.4877%	Fecal		CFU/100 mL	200	283.2	86400	-	4,342.1
5439000	12/28/2010	4.97	4.97	0.1782	0.89	9144	77.5047%	Fecal		CFU/100 mL	200	283.2	86400	-	4,333.4
5439000	8/29/2011	4.97	4.97	0.1782	0.89	9144	77.5047%	Fecal		CFU/100 mL	200	283.2	86400	-	4,333.4
5439000	11/18/2021	4.97	4.97	0.1782	0.89	9144	77.5047%	Fecal		CFU/100 mL	200	283.2	86400	-	4,333.4
5439000	10/4/2001	4.96	4.96	0.1782	0.88	9147	77.5301%	Fecal		CFU/100 mL	200	283.2	86400	-	4,324.7
5439000	11/2/2020	4.96	4.96	0.1782	0.88	9147	77.5301%	Fecal		CFU/100 mL	200	283.2	86400	-	4,324.7
5439000	8/3/2020	4.95	4.95	0.1782	0.88	9149	77.5470%	Fecal		CFU/100 mL	200	283.2	86400	-	4,316.0
5439000	7/20/2003	4.94	4.94	0.1782	0.88	9150	77.5555%	Fecal		CFU/100 mL	200	283.2	86400	-	4,307.2
5439000	11/1/2011	4.94	4.94	0.1782	0.88	9150	77.5555%	Fecal		CFU/100 mL	200	283.2	86400	-	4,307.2
5439000	10/2/2016	4.94	4.94	0.1782	0.88	9150	77.5555%	Fecal		CFU/100 mL	200	283.2	86400	-	4,307.2
5439000	7/31/2018	4.94	4.94	0.1782	0.88	9150	77.5555%	Fecal		CFU/100 mL	200	283.2	86400	-	4,307.2
5439000	11/3/2020	4.93	4.93	0.1782	0.88	9154	77.5894%	Fecal		CFU/100 mL	200	283.2	86400	-	4,298.5
5439000	11/11/2021	4.93	4.93	0.1782	0.88	9154	77.5894%	Fecal		CFU/100 mL	200	283.2	86400	-	4,298.5
5439000	10/7/2014	4.92	4.92	0.1782	0.88	9156	77.6064%	Fecal		CFU/100 mL	200	283.2	86400	-	4,289.8
5439000	8/2/2020	4.92	4.92	0.1782	0.88	9156	77.6064%	Fecal		CFU/100 mL	200	283.2	86400	-	4,289.8
5439000	1/7/2018	4.91	4.91	0.1782	0.87	9158	77.6233%	Fecal		CFU/100 mL	200	283.2	86400	-	4,281.1
5439000	11/22/2020	4.91	4.91	0.1782	0.87	9158	77.6233%	Fecal		CFU/100 mL	200	283.2	86400	-	4,281.1
5439000	10/5/1990	4.9	4.9	0.1782	0.87	9160	77.6403%	Fecal		CFU/100 mL	200	283.2	86400	-	4,272.4
5439000	7/17/1991	4.9	4.9	0.1782	0.87	9160	77.6403%	Fecal		CFU/100 mL	200	283.2	86400	-	4,272.4
5439000	7/24/1991	4.9	4.9	0.1782	0.87	9160	77.6403%	Fecal		CFU/100 mL	200	283.2	86400	-	4,272.4
5439000	11/13/1991	4.9	4.9	0.1782	0.87	9160	77.6403%	Fecal		CFU/100 mL	200	283.2	86400	-	4,272.4
5439000	7/11/1992	4.9	4.9	0.1782	0.87	9160	77.6403%	Fecal		CFU/100 mL	200	283.2	86400	-	4,272.4
5439000	7/31/1995	4.9	4.9	0.1782	0.87	9160	77.6403%	Fecal		CFU/100 mL	200	283.2	86400	-	4,272.4
5439000	10/16/1996	4.9	4.9	0.1782	0.87	9160	77.6403%	Fecal		CFU/100 mL	200	283.2	86400	-	4,272.4
5439000	10/18/1996	4.9	4.9	0.1782	0.87	9160	77.6403%	Fecal		CFU/100 mL	200	283.2	86400	-	4,272.4
5439000	11/8/1996	4.9	4.9	0.1782	0.87	9160	77.6403%	Fecal		CFU/100 mL	200	283.2	86400	-	4,272.4
5439000	12/8/1996	4.9	4.9	0.1782	0.87	9160	77.6403%	Fecal		CFU/100 mL	200	283.2	86400	-	4,272.4
5439000	7/20/1997	4.9	4.9	0.1782	0.87	9160	77.6403%	Fecal		CFU/100 mL	200	283.2	86400	-	4,272.4
5439000	10/21/1999	4.9	4.9	0.1782	0.87	9160	77.6403%	Fecal		CFU/100 mL	200	283.2	86400	-	4,272.4
5439000	10/30/1999	4.9	4.9	0.1782	0.87	9160	77.6403%	Fecal		CFU/100 mL	200	283.2	86400	-	4,272.4
5439000	7/15/2001	4.9	4.9	0.1782	0.87	9160	77.6403%	Fecal		CFU/100 mL	200	283.2	86400	-	4,272.4
5439000	11/5/2004	4.9	4.9	0.1782	0.87	9160	77.6403%	Fecal		CFU/100 mL	200	283.2	86400	-	4,272.4
5439000	8/13/2009	4.9	4.9	0.1782	0.87	9160	77.6403%	Fecal		CFU/100 mL	200	283.2	86400	-	4,272.4
5439000	8/22/2016	4.9	4.9	0.1782	0.87	9160	77.6403%	Fecal		CFU/100 mL	200	283.2	86400	-	4,272.4
5439000	6/19/2005	4.89	4.89	0.1782	0.87	9177	77.7844%	Fecal		CFU/100 mL	200	283.2	86400	-	4,263.6
5439000	8/17/2014	4.89	4.89	0.1782	0.87	9177	77.7844%	Fecal		CFU/100 mL	200	283.2	86400	-	4,263.6
5439000	10/11/2016	4.89	4.89	0.1782	0.87	9177	77.7844%	Fecal		CFU/100 mL	200	283.2	86400	-	4,263.6
5439000	12/27/2003	4.88	4.88	0.1782	0.87	9180	77.8098%	Fecal		CFU/100 mL	200	283.2	86400	-	4,254.9
5439000	8/7/2016	4.88	4.88	0.1782	0.87	9180	77.8098%	Fecal		CFU/100 mL	200	283.2	86400	-	4,254.9
5439000	12/2/2010	4.87	4.87	0.1782	0.87	9182	77.8268%	Fecal		CFU/100 mL	200	283.2	86400	-	4,246.2
5439000	11/24/2021	4.87	4.87	0.1782	0.87	9182	77.8268%	Fecal		CFU/100 mL	200	283.2	86400	-	4,246.2
5439000	9/21/2014	4.86	4.86	0.1782	0.87	9184	77.8437%	Fecal		CFU/100 mL	200	283.2	86400	-	4,237.5
5439000	1/14/2004	4.85	4.85	0.1782	0.86	9185	77.8522%	Fecal		CFU/100 mL	200	283.2	86400	-	4,228.8
5439000	9/19/2002	4.84	4.84	0.1782	0.86	9186	77.8607%	Fecal		CFU/100 mL	200	283.2	86400	-	4,220.1
5439000	9/7/2020	4.84	4.84	0.1782	0.86	9186	77.8607%	Fecal		CFU/100 mL	200	283.2	86400	-	4,220.1
5439000	3/29/2003	4.82	4.82	0.1782	0.86	9188	77.8776%	Fecal		CFU/100 mL	200	283.2	86400	-	4,202.6
5439000	3/8/2006	4.82	4.82	0.1782	0.86	9188	77.8776%	Fecal		CFU/100 mL	200	283.2	86400	-	4,202.6
5439000	2/7/2015	4.82	4.82	0.1782	0.86	9188	77.8776%	Fecal		CFU/100 mL	200	283.2	86400	-	4,202.6
5439000	7/24/2003	4.81	4.81	0.1782	0.86	9191	77.9030%	Fecal		CFU/100 mL	200	283.2	86400	-	4,193.9
5439000	8/27/1992	4.8	4.8	0.1782	0.86	9192	77.9115%	Fecal		CFU/100 mL	200	283.2	86400	-	4,185.2
5439000	8/5/1995	4.8	4.8	0.1782	0.86	9192	77.9115%	Fecal		CFU/100 mL	200	283.2	86400	-	4,185.2
5439000	9/18/1996	4.8	4.8	0.1782	0.86	9192	77.9115%	Fecal		CFU/100 mL	200	283.2	86400	-	4,185.2
5439000	10/20/1999	4.8	4.8	0.1782	0.86	9192	77.9115%	Fecal		CFU/100 mL	200	283.2	86400	-	4,185.2
5439000	10/31/1999	4.8	4.8	0.1782	0.86	9192	77.9115%	Fecal		CFU/100 mL	200	283.2	86400	-	4,185.2
5439000	1/4/2000	4.8	4.8	0.1782	0.86	9192	77.9115%	Fecal		CFU/100 mL	200	283.2	86400	-	4,185.2
5439000	1/12/2000	4.8	4.8	0.1782	0.86	9192	77.9115%	Fecal		CFU/100 mL	200	283.2	86400	-	4,185.2
5439000	8/21/2000	4.8	4.8	0.1782	0.86	9192	77.9115%	Fecal		CFU/100 mL	200	283.2	86400	-	4,185.2
5439000	9/24/2009	4.8	4.8	0.1782	0.86	9192	77.9115%	Fecal		CFU/100 mL	200	283.2	86400	-	4,185.2
5439000	7/25/2004	4.78	4.78	0.1782	0.85	9201	77.9878%	Fecal		CFU/100 mL	200	283.2	86400	-	4,167.7
5439000	11/29/2010	4.78	4.78	0.1782	0.85	9201	77.9878%	Fecal		CFU/100 mL	200	283.2	86400	-	4,167.7
5439000	9/30/2016	4.78	4.78	0.1782	0.85	9201	77.9878%	Fecal		CFU/100 mL	200	283.2	86400	-	4,167.7
5439000	8/3/2019	4.78	4.78	0.1782	0.85	9201	77.9878%	Fecal		CFU/100 mL	200	283.2	86400	-	4,167.7
5439000	8/4/2020	4.78	4.78	0.1782	0.85	9201	77.9878%	Fecal		CFU/100 mL	200	283.2	86400	-	4,167.7
5439000	4/19/2003	4.77	4.77	0.1782	0.85	9206	78.0302%	Fecal		CFU/100 mL	200	283.2	86400	-	4,159.0
5439000	9/15/2013	4.77	4.77	0.1782	0.85	9206	78.0302%	Fecal		CFU/100 mL	200	283.2	86400	-	4,159.0
5439000	9/16/2014	4.77	4.77	0.1782	0.85	9206	78.0302%	Fecal		CFU/100 mL	200	283.2	86400	-	4,159.0
5439000	2/8/2015	4.77	4.77	0.1782	0.85	9206	78.0302%	Fecal		CFU/100 mL	200	283.2	86400	-	4,159.0
5439000	11/23/2020	4.77	4.77	0.1782	0.85	9206	78.0302%	Fecal		CFU/100 mL	200	283.2	86400	-	4,159.0
5439000	12/22/2012	4.76	4.76	0.1782	0.85	9211	78.0726%	Fecal		CFU/100 mL	200	283.2	86400	-	4,150.3
5439000	9/29/2016	4.75	4.75	0.1782	0.85	9212	78.0810%	Fecal		CFU/100 mL	200	283.2	86400	-	4,141.6
5439000	8/26/2010	4.74	4.74	0.1782	0.84	9213	78.0895%	Fecal		CFU/100 mL	200	283.2	86400	-	4,132.9
5439000	11/17/2021	4.74	4.74	0.1782	0.84	9213	78.0895%	Fecal		CFU/100 mL	200	283.2	86400	-	4,132.9
5439000	12/29/2004	4.73	4.73	0.1782	0.84	9215	78.1065%	Fecal		CFU/100 mL	200	283.2	86400	-	4,124.1
5439000	9/7/2010	4.73	4.73	0.1782	0.84	9215	78.1065%	Fecal		CFU/100 mL	200	283.2	86400	-	4,124.1
5439000	12/27/2021	4.73	4.73	0.1782	0.84	9215	78.1065%	Fecal		CFU/100 mL	200	283.2	86400	-	4,124.1
5439000	1/9/2018	4.72	4.72	0.1782	0.84	9218	78.1319%	Fecal		CFU/100 mL	200	283.2	86400	-	4,115.4
5439000	12/26/2003	4.71	4.71	0.1782	0.84	9219	78.1404%	Fecal		CFU/100 mL	200	283.2	86400	-	4,106.7
5439000	9/18/1990	4.7	4.7	0.1782	0.84	9220	78.1488%	Fecal		CFU/100 mL	200	283.2	86400	-	4,098.0
5439000	8/29/1991	4.7	4.7	0.1782	0.84	9220	78.1488%	Fecal		CFU/100 mL	200	283.2	86400	-	4,098.0
5439000	10/27/1991	4.7	4.7	0.1782	0.84	9220	78.1488%	Fecal		CFU/100 mL	200	283.2	86400	-	4,098.0
5439000	8/10/1992	4.7	4.7	0.1782	0.84	9220	78.1488%	Fecal		CFU/100 mL	200	283.2	86400	-	4,098.0
5439000	3/20/1996	4.7	4.7	0.1782	0.84	9220	78.1488%	Fecal		CFU/100 mL	200	283.2	86400	-	4,098.0
5439000	9/21/1996	4.7	4.7	0.1782	0.84	9220	78.1488%	Fecal		CFU/100 mL	200	283.2	86400	-	4,098.0
5439000	11/9/1996	4.7	4.7	0.1782	0.84	9220	78.1488%	Fecal		CFU/100 mL	200	283.2	86400	-	4,098.0
5439000	8/24/1998	4.7	4.7	0.1782	0.84	9220	78.1488%	Fecal		CFU/100 mL	200	283.2	86400	-	4,098.0
5439000	10/24/1999	4.7	4.7	0.1782	0.84	9220	78.1488%	Fecal		CFU/100 mL	200	283.2	86400	-	4,098.0
5439000	10/29/1999	4.7	4.7	0.1782	0.84	9220	78.1488%	Fecal		CFU/100 mL	200	283.2	86400	-	4,098.0
5439000	11/3/1999	4.7	4.7	0.1782	0.84	9220	78.1488%	Fecal		CFU/100 mL	200	283.2	86400	-	4,098.0
5439000	11/12/1999	4.7	4.7	0.1782	0.84	9220	78.1488%	Fecal		CFU/100 mL	200	283.2	86400	-	4,098.0
5439000	11/5/2000	4.7	4.7	0.1782	0.84	9220	78.1488%	Fecal		CFU/100 mL	200	283.2	86400	-	4,098.0
5439000	7/24/2001	4.7	4.7	0.1782	0.84	9220	78.1488%	Fecal		CFU/100 mL	200	283.2	86400	-	4,098.0
5439000	8/16/2001	4.7	4.7	0.1782	0.84	9220	78.1488%	Fecal		CFU/100 mL	200	283.2	86400	-	4,098.0
5439000	9/14/2009	4.7	4.7	0.1782	0.84	9220	78.1488%	Fecal		CFU/100 mL	200	283.2	86400	-	4,098.0
5439000	8/31/2010	4.7	4.7	0.1782	0.84	9220	78.1488%	Fecal		CFU/100 mL	200	283.2	86400	-	4,098.0
5439000	8/25/2013	4.7	4.7	0.1782	0.84	9220	78.1488%	Fecal		CFU/100 mL	200	283.2	86400	-	4,098.0
5439000	8/1/2018	4.7	4.7	0.1782	0.84	9220	78.1488%	Fecal		CFU/100 mL	200	283.2	86400	-	4,098.0
5439000	1/24/2021	4.7	4.7	0.1782	0.84	9220	78.1488%	Fecal		CFU/100 mL	200	283.2	86400	-	4,098.0
5439000	12/29/2010	4.69	4.69	0.1782	0.84	9240	78.3184%	Fecal		CFU/100 mL	200	283.2	86400	-	4,089.3
5439000	8/2/2013	4.69	4.69	0.1782	0.84	9240	78.3184%	Fecal		CFU/100 mL	200	283.2	86400	-	4,089.3
5439000	2/9/2015	4.68	4.68	0.1782	0.83	9242	78.3353%	Fecal		CFU/100 mL	200	283.2	86400	-	4,080.5
5439000	12/2/2021	4.68	4.68	0.1782	0.83	9242	78.3353%	Fecal		CFU/100 mL	200	283.2	86400	-	4,080.5
5439000	1/12/2004	4.67	4.67	0.1782	0.83	9244	78.3523%	Fecal		CFU/100 mL	200	283.2	86400	-	4,071.8
5439000	11/5/2021	4.67	4.67	0.1782	0.83	9244	78.3523%	Fecal		CFU/100 mL	200	283.2	86400	-	4,071.8
5439000	1/1/2022	4.67	4.67	0.1782	0.83	9244	78.3523%	Fecal		CFU/100 mL	200	283.2	86400	-	4,071.8
5439000	6/28/2012	4.66	4.66	0.1782	0.83	9247	78.3777%	Fecal		CFU/100 mL	200	283.2	86400	-	4,063.1
5439000	9/29/1994	4.64	4.64	0.1782	0.83	9248	78.3862%	Fecal		CFU/100 mL	200	283.2	86400	-	4,045.7
5439000	11/20/2004	4.64	4.64	0.1782	0.83	9248	78.3862%	Fecal		CFU/100 mL	200	283.2	86400	-	4,045.7
5439000	8/23/2015	4.63	4.63	0.1782	0.82	9250	78.4031%	Fecal		CFU/100 mL	200	283.2	86400	-	4,037.0

Gage ID	Date	Discharge (CFS)	Gage Discharge (less Surrogate NPDES) (CFS)	Watershed Area Ratio	Calculated flow (CFS)	Rank	Flow Exceedance %	Parameter	Results	Units (mg or micro_gram	Limit/Standard	100mL/CF	sec/day	Actual Load (million colonies/day)	Allowable Load (million colonies/day)
5439000	1/12/2021	4.63	4.63	0.1782	0.82	9250	78.4031%	Fecal		CFU/100 mL	200	283.2	86400	-	4,037.0
5439000	7/29/1994	4.62	4.62	0.1782	0.82	9252	78.4201%	Fecal		CFU/100 mL	200	283.2	86400	-	4,028.2
5439000	9/2/2014	4.62	4.62	0.1782	0.82	9252	78.4201%	Fecal		CFU/100 mL	200	283.2	86400	-	4,028.2
5439000	9/24/2015	4.62	4.62	0.1782	0.82	9252	78.4201%	Fecal		CFU/100 mL	200	283.2	86400	-	4,028.2
5439000	12/18/2021	4.62	4.62	0.1782	0.82	9252	78.4201%	Fecal		CFU/100 mL	200	283.2	86400	-	4,028.2
5439000	8/10/2008	4.61	4.61	0.1782	0.82	9256	78.4540%	Fecal		CFU/100 mL	200	283.2	86400	-	4,019.5
5439000	9/9/2018	4.61	4.61	0.1782	0.82	9256	78.4540%	Fecal		CFU/100 mL	200	283.2	86400	-	4,019.5
5439000	9/25/1990	4.6	4.6	0.1782	0.82	9258	78.4709%	Fecal		CFU/100 mL	200	283.2	86400	-	4,010.8
5439000	7/12/1991	4.6	4.6	0.1782	0.82	9258	78.4709%	Fecal		CFU/100 mL	200	283.2	86400	-	4,010.8
5439000	10/10/1991	4.6	4.6	0.1782	0.82	9258	78.4709%	Fecal		CFU/100 mL	200	283.2	86400	-	4,010.8
5439000	10/4/1994	4.6	4.6	0.1782	0.82	9258	78.4709%	Fecal		CFU/100 mL	200	283.2	86400	-	4,010.8
5439000	10/5/1994	4.6	4.6	0.1782	0.82	9258	78.4709%	Fecal		CFU/100 mL	200	283.2	86400	-	4,010.8
5439000	8/6/1995	4.6	4.6	0.1782	0.82	9258	78.4709%	Fecal		CFU/100 mL	200	283.2	86400	-	4,010.8
5439000	10/10/1995	4.6	4.6	0.1782	0.82	9258	78.4709%	Fecal		CFU/100 mL	200	283.2	86400	-	4,010.8
5439000	1/31/1996	4.6	4.6	0.1782	0.82	9258	78.4709%	Fecal		CFU/100 mL	200	283.2	86400	-	4,010.8
5439000	9/22/1996	4.6	4.6	0.1782	0.82	9258	78.4709%	Fecal		CFU/100 mL	200	283.2	86400	-	4,010.8
5439000	9/17/1998	4.6	4.6	0.1782	0.82	9258	78.4709%	Fecal		CFU/100 mL	200	283.2	86400	-	4,010.8
5439000	8/26/1999	4.6	4.6	0.1782	0.82	9258	78.4709%	Fecal		CFU/100 mL	200	283.2	86400	-	4,010.8
5439000	11/2/1999	4.6	4.6	0.1782	0.82	9258	78.4709%	Fecal		CFU/100 mL	200	283.2	86400	-	4,010.8
5439000	9/27/2001	4.6	4.6	0.1782	0.82	9258	78.4709%	Fecal		CFU/100 mL	200	283.2	86400	-	4,010.8
5439000	11/3/2004	4.6	4.6	0.1782	0.82	9258	78.4709%	Fecal		CFU/100 mL	200	283.2	86400	-	4,010.8
5439000	6/30/2005	4.6	4.6	0.1782	0.82	9258	78.4709%	Fecal		CFU/100 mL	200	283.2	86400	-	4,010.8
5439000	2/10/2015	4.6	4.6	0.1782	0.82	9258	78.4709%	Fecal		CFU/100 mL	200	283.2	86400	-	4,010.8
5439000	2/11/2015	4.6	4.6	0.1782	0.82	9258	78.4709%	Fecal		CFU/100 mL	200	283.2	86400	-	4,010.8
5439000	2/12/2015	4.6	4.6	0.1782	0.82	9258	78.4709%	Fecal		CFU/100 mL	200	283.2	86400	-	4,010.8
5439000	2/13/2015	4.6	4.6	0.1782	0.82	9258	78.4709%	Fecal		CFU/100 mL	200	283.2	86400	-	4,010.8
5439000	2/14/2015	4.6	4.6	0.1782	0.82	9258	78.4709%	Fecal		CFU/100 mL	200	283.2	86400	-	4,010.8
5439000	2/15/2015	4.6	4.6	0.1782	0.82	9258	78.4709%	Fecal		CFU/100 mL	200	283.2	86400	-	4,010.8
5439000	2/16/2015	4.6	4.6	0.1782	0.82	9258	78.4709%	Fecal		CFU/100 mL	200	283.2	86400	-	4,010.8
5439000	2/17/2015	4.6	4.6	0.1782	0.82	9258	78.4709%	Fecal		CFU/100 mL	200	283.2	86400	-	4,010.8
5439000	12/16/2012	4.58	4.58	0.1782	0.82	9281	78.6659%	Fecal		CFU/100 mL	200	283.2	86400	-	3,993.4
5439000	9/3/2015	4.58	4.58	0.1782	0.82	9281	78.6659%	Fecal		CFU/100 mL	200	283.2	86400	-	3,993.4
5439000	10/22/2016	4.58	4.58	0.1782	0.82	9281	78.6659%	Fecal		CFU/100 mL	200	283.2	86400	-	3,993.4
5439000	10/24/2004	4.57	4.57	0.1782	0.81	9284	78.6913%	Fecal		CFU/100 mL	200	283.2	86400	-	3,984.6
5439000	2/18/2015	4.57	4.57	0.1782	0.81	9284	78.6913%	Fecal		CFU/100 mL	200	283.2	86400	-	3,984.6
5439000	10/14/2016	4.57	4.57	0.1782	0.81	9284	78.6913%	Fecal		CFU/100 mL	200	283.2	86400	-	3,984.6
5439000	8/24/2017	4.57	4.57	0.1782	0.81	9284	78.6913%	Fecal		CFU/100 mL	200	283.2	86400	-	3,984.6
5439000	8/31/2011	4.55	4.55	0.1782	0.81	9288	78.7252%	Fecal		CFU/100 mL	200	283.2	86400	-	3,967.2
5439000	12/17/2021	4.55	4.55	0.1782	0.81	9288	78.7252%	Fecal		CFU/100 mL	200	283.2	86400	-	3,967.2
5439000	8/18/2014	4.54	4.54	0.1782	0.81	9290	78.7422%	Fecal		CFU/100 mL	200	283.2	86400	-	3,958.5
5439000	8/19/2014	4.54	4.54	0.1782	0.81	9290	78.7422%	Fecal		CFU/100 mL	200	283.2	86400	-	3,958.5
5439000	10/11/2006	4.53	4.53	0.1782	0.81	9292	78.7591%	Fecal		CFU/100 mL	200	283.2	86400	-	3,949.8
5439000	8/30/2010	4.53	4.53	0.1782	0.81	9292	78.7591%	Fecal		CFU/100 mL	200	283.2	86400	-	3,949.8
5439000	1/5/2022	4.53	4.53	0.1782	0.81	9292	78.7591%	Fecal		CFU/100 mL	200	283.2	86400	-	3,949.8
5439000	8/27/2004	4.52	4.52	0.1782	0.81	9295	78.7845%	Fecal		CFU/100 mL	200	283.2	86400	-	3,941.0
5439000	6/20/2005	4.52	4.52	0.1782	0.81	9295	78.7845%	Fecal		CFU/100 mL	200	283.2	86400	-	3,941.0
5439000	1/12/2018	4.51	4.51	0.1782	0.80	9297	78.8015%	Fecal		CFU/100 mL	200	283.2	86400	-	3,932.3
5439000	7/21/1991	4.5	4.5	0.1782	0.80	9298	78.8100%	Fecal		CFU/100 mL	200	283.2	86400	-	3,923.6
5439000	7/29/1991	4.5	4.5	0.1782	0.80	9298	78.8100%	Fecal		CFU/100 mL	200	283.2	86400	-	3,923.6
5439000	8/2/1991	4.5	4.5	0.1782	0.80	9298	78.8100%	Fecal		CFU/100 mL	200	283.2	86400	-	3,923.6
5439000	9/17/1991	4.5	4.5	0.1782	0.80	9298	78.8100%	Fecal		CFU/100 mL	200	283.2	86400	-	3,923.6
5439000	2/6/1996	4.5	4.5	0.1782	0.80	9298	78.8100%	Fecal		CFU/100 mL	200	283.2	86400	-	3,923.6
5439000	11/18/1996	4.5	4.5	0.1782	0.80	9298	78.8100%	Fecal		CFU/100 mL	200	283.2	86400	-	3,923.6
5439000	11/4/1999	4.5	4.5	0.1782	0.80	9298	78.8100%	Fecal		CFU/100 mL	200	283.2	86400	-	3,923.6
5439000	8/25/2000	4.5	4.5	0.1782	0.80	9298	78.8100%	Fecal		CFU/100 mL	200	283.2	86400	-	3,923.6
5439000	12/22/2004	4.5	4.5	0.1782	0.80	9298	78.8100%	Fecal		CFU/100 mL	200	283.2	86400	-	3,923.6
5439000	10/28/2011	4.5	4.5	0.1782	0.80	9298	78.8100%	Fecal		CFU/100 mL	200	283.2	86400	-	3,923.6
5439000	10/3/2016	4.49	4.49	0.1782	0.80	9308	78.8947%	Fecal		CFU/100 mL	200	283.2	86400	-	3,914.9
5439000	11/3/2013	4.46	4.46	0.1782	0.79	9309	78.9032%	Fecal		CFU/100 mL	200	283.2	86400	-	3,888.7
5439000	11/14/2014	4.46	4.46	0.1782	0.79	9309	78.9032%	Fecal		CFU/100 mL	200	283.2	86400	-	3,888.7
5439000	10/25/2012	4.44	4.44	0.1782	0.79	9311	78.9202%	Fecal		CFU/100 mL	200	283.2	86400	-	3,871.3
5439000	2/27/2014	4.44	4.44	0.1782	0.79	9311	78.9202%	Fecal		CFU/100 mL	200	283.2	86400	-	3,871.3
5439000	8/17/2002	4.43	4.43	0.1782	0.79	9313	78.9371%	Fecal		CFU/100 mL	200	283.2	86400	-	3,862.6
5439000	11/25/2004	4.42	4.42	0.1782	0.79	9314	78.9456%	Fecal		CFU/100 mL	200	283.2	86400	-	3,853.9
5439000	10/21/2016	4.42	4.42	0.1782	0.79	9314	78.9456%	Fecal		CFU/100 mL	200	283.2	86400	-	3,853.9
5439000	11/20/2003	4.41	4.41	0.1782	0.79	9316	78.9625%	Fecal		CFU/100 mL	200	283.2	86400	-	3,845.1
5439000	10/15/2021	4.41	4.41	0.1782	0.79	9316	78.9625%	Fecal		CFU/100 mL	200	283.2	86400	-	3,845.1
5439000	7/16/1991	4.4	4.4	0.1782	0.78	9318	78.9795%	Fecal		CFU/100 mL	200	283.2	86400	-	3,836.4
5439000	8/3/1991	4.4	4.4	0.1782	0.78	9318	78.9795%	Fecal		CFU/100 mL	200	283.2	86400	-	3,836.4
5439000	10/26/1991	4.4	4.4	0.1782	0.78	9318	78.9795%	Fecal		CFU/100 mL	200	283.2	86400	-	3,836.4
5439000	8/11/1992	4.4	4.4	0.1782	0.78	9318	78.9795%	Fecal		CFU/100 mL	200	283.2	86400	-	3,836.4
5439000	9/8/1992	4.4	4.4	0.1782	0.78	9318	78.9795%	Fecal		CFU/100 mL	200	283.2	86400	-	3,836.4
5439000	10/2/1994	4.4	4.4	0.1782	0.78	9318	78.9795%	Fecal		CFU/100 mL	200	283.2	86400	-	3,836.4
5439000	10/3/1994	4.4	4.4	0.1782	0.78	9318	78.9795%	Fecal		CFU/100 mL	200	283.2	86400	-	3,836.4
5439000	8/1/1995	4.4	4.4	0.1782	0.78	9318	78.9795%	Fecal		CFU/100 mL	200	283.2	86400	-	3,836.4
5439000	10/5/1995	4.4	4.4	0.1782	0.78	9318	78.9795%	Fecal		CFU/100 mL	200	283.2	86400	-	3,836.4
5439000	11/10/1996	4.4	4.4	0.1782	0.78	9318	78.9795%	Fecal		CFU/100 mL	200	283.2	86400	-	3,836.4
5439000	11/22/1996	4.4	4.4	0.1782	0.78	9318	78.9795%	Fecal		CFU/100 mL	200	283.2	86400	-	3,836.4
5439000	1/13/2000	4.4	4.4	0.1782	0.78	9318	78.9795%	Fecal		CFU/100 mL	200	283.2	86400	-	3,836.4
5439000	10/28/2010	4.4	4.4	0.1782	0.78	9318	78.9795%	Fecal		CFU/100 mL	200	283.2	86400	-	3,836.4
5439000	8/15/2021	4.4	4.4	0.1782	0.78	9318	78.9795%	Fecal		CFU/100 mL	200	283.2	86400	-	3,836.4
5439000	7/22/2006	4.39	4.39	0.1782	0.78	9332	79.0982%	Fecal		CFU/100 mL	200	283.2	86400	-	3,827.7
5439000	12/25/2017	4.39	4.39	0.1782	0.78	9332	79.0982%	Fecal		CFU/100 mL	200	283.2	86400	-	3,827.7
5439000	2/19/2015	4.37	4.37	0.1782	0.78	9334	79.1151%	Fecal		CFU/100 mL	200	283.2	86400	-	3,810.3
5439000	8/7/2021	4.37	4.37	0.1782	0.78	9334	79.1151%	Fecal		CFU/100 mL	200	283.2	86400	-	3,810.3
5439000	2/2/2006	4.36	4.36	0.1782	0.78	9336	79.1321%	Fecal		CFU/100 mL	200	283.2	86400	-	3,801.5
5439000	12/19/2021	4.36	4.36	0.1782	0.78	9336	79.1321%	Fecal		CFU/100 mL	200	283.2	86400	-	3,801.5
5439000	7/25/2012	4.35	4.35	0.1782	0.78	9338	79.1490%	Fecal		CFU/100 mL	200	283.2	86400	-	3,792.8
5439000	1/15/2004	4.34	4.34	0.1782	0.77	9339	79.1575%	Fecal		CFU/100 mL	200	283.2	86400	-	3,784.1
5439000	10/23/2016	4.34	4.34	0.1782	0.77	9339	79.1575%	Fecal		CFU/100 mL	200	283.2	86400	-	3,784.1
5439000	6/21/2005	4.33	4.33	0.1782	0.77	9341	79.1744%	Fecal		CFU/100 mL	200	283.2	86400	-	3,775.4
5439000	10/26/2012	4.33	4.33	0.1782	0.77	9341	79.1744%	Fecal		CFU/100 mL	200	283.2	86400	-	3,775.4
5439000	10/15/2016	4.33	4.33	0.1782	0.77	9341	79.1744%	Fecal		CFU/100 mL	200	283.2	86400	-	3,775.4
5439000	1/2/2022	4.33	4.33	0.1782	0.77	9341	79.1744%	Fecal		CFU/100 mL	200	283.2	86400	-	3,775.4
5439000	11/11/2013	4.32	4.32	0.1782	0.77	9345	79.2083%	Fecal		CFU/100 mL	200	283.2	86400	-	3,766.7
5439000	11/22/2013	4.32	4.32	0.1782	0.77	9345	79.2083%	Fecal		CFU/100 mL	200	283.2	86400	-	3,766.7
5439000	8/7/2019	4.32	4.32	0.1782	0.77	9345	79.2083%	Fecal		CFU/100 mL	200	283.2	86400	-	3,766.7
5439000	9/20/2002	4.31	4.31	0.1782	0.77	9348	79.2338%	Fecal		CFU/100 mL	200	283.2	86400	-	3,757.9
5439000	11/15/2021	4.31	4.31	0.1782	0.77	9348	79.2338%	Fecal		CFU/100 mL	200	283.2	86400	-	3,757.9
5439000	8/28/1991	4.3	4.3	0.1782	0.77	9350	79.2507%	Fecal		CFU/100 mL	200	283.2	86400	-	3,749.2
5439000	8/12/1992	4.3	4.3	0.1782	0.77	9350	79.2507%	Fecal		CFU/100 mL	200	283.2	86400	-	3,749.2
5439000	8/5/1994	4.3	4.3	0.1782	0.77	9350	79.2507%	Fecal		CFU/100 mL	200	283.2	86400	-	3,749.2
5439000	10/4/1998	4.3	4.3	0.1782	0.77	9350	79.2507%	Fecal		CFU/100 mL	200	283.2	86400	-	3,749.2
5439000	10/25/1999	4.3	4.3	0.1782	0.77	9350	79.2507%	Fecal		CFU/100 mL	200	283.2	86400	-	3,749.2
5439000	1/9/2000	4.3	4.3	0.1782	0.77	9350	79.2507%	Fecal		CFU/100 mL	200	283.2	86400	-	3,749.2
5439000	1/14/2000	4.3	4.3	0.1782	0.77	9350	79.2507%	Fecal		CFU/100 mL	200	283.2	86400	-	3,749.2
5439000	1/15/2000	4.3	4.3	0.1782	0.77	9350	79.2507%	Fecal		CFU/100 mL	200	283.2	86400	-	3,749.2
5439000	1/16/2000	4.3	4.3	0.1782	0.77	9350	79.2507%	Fecal		CFU/100 mL	200	283.2	86400	-	3,749.2
5439000	1/17/2000	4.3	4.3	0.1782	0.77	9350	79.2507%	Fecal		CFU/100 mL	200	283.2	86400	-	3,749.2
5439000	1/23/2000	4.3	4.3	0.1782	0.77	9350	79.2507%	Fecal		CFU/100 mL	200	283.2	86400	-	3,749.2
5439000	12/28/2004	4.3	4.3	0.1782	0.77	9350	79.2507%	Fecal		CFU/100 mL	200	283.2	86400	-	3,749.2
5439000	10/11/2001	4.29	4.29	0.1782	0.76	9362	79.3524%	Fecal		CFU/100 mL	200	283.2	86400	-	3,740.5
5439000	11/3/2006	4.29	4.29	0.1782	0.76	9362	79.3524%	Fecal		CFU/100 mL	200	283.2	86400	-	3,740.5
5439000	2/20/2015	4.29	4.29	0.1782	0.76	9362	79.3524%	Fecal		CFU/100 mL	200	283.2	86400	-	3,740.5
5439000	2/21/2015	4.29	4.29	0.1782	0.76	9362	79.3524%	Fecal		CFU/100 mL	200	283.2	86400	-	3,740.5
5439000	2/22/2015	4.29	4.29	0.1782	0.76	9362	79.3524%	Fecal		CFU/100 mL	200	283.2	86400	-	3,740.5
5439000	8/27/2017	4.28	4.28	0.1782	0.76	9367	79.3948%	Fecal		CFU/100 mL	200	283.2	86400	-	3,731.8
5439000	10/24/2016	4.27	4.27	0.1782	0.76	9368	79.4033%	Fecal		CFU/100 mL	200	283.2	86400	-	3,723.1
5439000	8/9/2018	4.27	4.27	0.1782	0.76	9368	79.4033%	Fecal		CFU/100 mL	200	283.2	86400	-	3,723.1
5439000	9/10/2018	4.27	4.27	0.1782	0.76	9368	79.4033%	Fecal		CFU/100 mL	200	283.2	86400	-	3,723.1
5439000	8/29/2019	4.27	4.27	0.1782	0.76	9368	79.4033%	Fecal		CFU/100 mL	200	283.2	86400	-	3,723.1
5439000	9/17/2020	4.27	4.27	0.1782	0.76	9368	79.4033%	Fecal		CFU/100 mL	200	283.2	86400	-	3,723.1
5439000	1/4/2022	4.27	4.27	0.1782	0.76	9368	79.4033%	Fecal		CFU/100 mL	200	283.2	86400	-	3,723.1
5439000	6/22/2005	4.26	4.26	0.1782	0.76	9374	79.4541%	Fecal		CFU/100 mL	200	283.2	86400	-	3,714.3
5439000	8/8/2016	4.26	4.26	0.1782	0.76	9374	79.4541%	Fecal		CFU/100 mL	200	283.2	86400	-	3,714.3

Gage ID	Date	Discharge (CFS)	Gage Discharge (less Surrogate NPDES) (CFS)	Watershed Area Ratio	Calculated flow (CFS)	Rank	Flow Exceedance %	Parameter	Results	Units (mg or micro_gram	Limit/Standard	100mL/CF	sec/day	Actual Load (million colonies/day)	Allowable Load (million colonies/day)
5439000	8/5/2019	4.26	4.26	0.1782	0.76	9374	79.4541%	Fecal		CFU/100 mL	200	283.2	86400	-	3,714.3
5439000	8/16/2009	4.25	4.25	0.1782	0.76	9377	79.4796%	Fecal		CFU/100 mL	200	283.2	86400	-	3,705.6
5439000	8/28/2010	4.25	4.25	0.1782	0.76	9377	79.4796%	Fecal		CFU/100 mL	200	283.2	86400	-	3,705.6
5439000	9/17/2014	4.25	4.25	0.1782	0.76	9377	79.4796%	Fecal		CFU/100 mL	200	283.2	86400	-	3,705.6
5439000	7/31/2003	4.24	4.24	0.1782	0.76	9380	79.5050%	Fecal		CFU/100 mL	200	283.2	86400	-	3,696.9
5439000	8/29/2010	4.24	4.24	0.1782	0.76	9380	79.5050%	Fecal		CFU/100 mL	200	283.2	86400	-	3,696.9
5439000	1/3/2022	4.24	4.24	0.1782	0.76	9380	79.5050%	Fecal		CFU/100 mL	200	283.2	86400	-	3,696.9
5439000	9/3/2014	4.23	4.23	0.1782	0.75	9383	79.5304%	Fecal		CFU/100 mL	200	283.2	86400	-	3,688.2
5439000	3/8/2015	4.23	4.23	0.1782	0.75	9383	79.5304%	Fecal		CFU/100 mL	200	283.2	86400	-	3,688.2
5439000	11/6/2021	4.23	4.23	0.1782	0.75	9383	79.5304%	Fecal		CFU/100 mL	200	283.2	86400	-	3,688.2
5439000	7/30/1994	4.22	4.22	0.1782	0.75	9386	79.5559%	Fecal		CFU/100 mL	200	283.2	86400	-	3,679.5
5439000	1/1/2004	4.22	4.22	0.1782	0.75	9386	79.5559%	Fecal		CFU/100 mL	200	283.2	86400	-	3,679.5
5439000	11/20/2014	4.22	4.22	0.1782	0.75	9386	79.5559%	Fecal		CFU/100 mL	200	283.2	86400	-	3,679.5
5439000	11/28/2021	4.22	4.22	0.1782	0.75	9386	79.5559%	Fecal		CFU/100 mL	200	283.2	86400	-	3,679.5
5439000	7/16/2006	4.21	4.21	0.1782	0.75	9390	79.5898%	Fecal		CFU/100 mL	200	283.2	86400	-	3,670.7
5439000	11/19/2006	4.21	4.21	0.1782	0.75	9390	79.5898%	Fecal		CFU/100 mL	200	283.2	86400	-	3,670.7
5439000	8/16/2019	4.21	4.21	0.1782	0.75	9390	79.5898%	Fecal		CFU/100 mL	200	283.2	86400	-	3,670.7
5439000	12/25/2021	4.21	4.21	0.1782	0.75	9390	79.5898%	Fecal		CFU/100 mL	200	283.2	86400	-	3,670.7
5439000	10/1/1994	4.2	4.2	0.1782	0.75	9394	79.6237%	Fecal		CFU/100 mL	200	283.2	86400	-	3,662.0
5439000	7/31/1998	4.2	4.2	0.1782	0.75	9394	79.6237%	Fecal		CFU/100 mL	200	283.2	86400	-	3,662.0
5439000	11/1/1999	4.2	4.2	0.1782	0.75	9394	79.6237%	Fecal		CFU/100 mL	200	283.2	86400	-	3,662.0
5439000	11/24/1999	4.2	4.2	0.1782	0.75	9394	79.6237%	Fecal		CFU/100 mL	200	283.2	86400	-	3,662.0
5439000	1/5/2000	4.2	4.2	0.1782	0.75	9394	79.6237%	Fecal		CFU/100 mL	200	283.2	86400	-	3,662.0
5439000	1/18/2000	4.2	4.2	0.1782	0.75	9394	79.6237%	Fecal		CFU/100 mL	200	283.2	86400	-	3,662.0
5439000	1/22/2000	4.2	4.2	0.1782	0.75	9394	79.6237%	Fecal		CFU/100 mL	200	283.2	86400	-	3,662.0
5439000	1/24/2000	4.2	4.2	0.1782	0.75	9394	79.6237%	Fecal		CFU/100 mL	200	283.2	86400	-	3,662.0
5439000	8/22/2000	4.2	4.2	0.1782	0.75	9394	79.6237%	Fecal		CFU/100 mL	200	283.2	86400	-	3,662.0
5439000	8/26/2000	4.2	4.2	0.1782	0.75	9394	79.6237%	Fecal		CFU/100 mL	200	283.2	86400	-	3,662.0
5439000	12/23/2004	4.2	4.2	0.1782	0.75	9394	79.6237%	Fecal		CFU/100 mL	200	283.2	86400	-	3,662.0
5439000	4/18/2003	4.19	4.19	0.1782	0.75	9405	79.7169%	Fecal		CFU/100 mL	200	283.2	86400	-	3,653.3
5439000	10/4/2006	4.19	4.19	0.1782	0.75	9405	79.7169%	Fecal		CFU/100 mL	200	283.2	86400	-	3,653.3
5439000	9/13/2015	4.19	4.19	0.1782	0.75	9405	79.7169%	Fecal		CFU/100 mL	200	283.2	86400	-	3,653.3
5439000	8/5/2020	4.19	4.19	0.1782	0.75	9405	79.7169%	Fecal		CFU/100 mL	200	283.2	86400	-	3,653.3
5439000	10/21/2006	4.18	4.18	0.1782	0.74	9409	79.7508%	Fecal		CFU/100 mL	200	283.2	86400	-	3,644.6
5439000	8/3/2013	4.18	4.18	0.1782	0.74	9409	79.7508%	Fecal		CFU/100 mL	200	283.2	86400	-	3,644.6
5439000	8/27/2010	4.16	4.16	0.1782	0.74	9411	79.7678%	Fecal		CFU/100 mL	200	283.2	86400	-	3,627.2
5439000	8/3/1994	4.15	4.15	0.1782	0.74	9412	79.7762%	Fecal		CFU/100 mL	200	283.2	86400	-	3,618.4
5439000	8/17/2012	4.15	4.15	0.1782	0.74	9412	79.7762%	Fecal		CFU/100 mL	200	283.2	86400	-	3,618.4
5439000	2/23/2015	4.15	4.15	0.1782	0.74	9412	79.7762%	Fecal		CFU/100 mL	200	283.2	86400	-	3,618.4
5439000	7/16/2002	4.14	4.14	0.1782	0.74	9415	79.8017%	Fecal		CFU/100 mL	200	283.2	86400	-	3,609.7
5439000	11/15/2014	4.14	4.14	0.1782	0.74	9415	79.8017%	Fecal		CFU/100 mL	200	283.2	86400	-	3,609.7
5439000	8/28/1994	4.13	4.13	0.1782	0.74	9417	79.8186%	Fecal		CFU/100 mL	200	283.2	86400	-	3,601.0
5439000	10/4/2016	4.13	4.13	0.1782	0.74	9417	79.8186%	Fecal		CFU/100 mL	200	283.2	86400	-	3,601.0
5439000	2/28/2014	4.12	4.12	0.1782	0.73	9419	79.8356%	Fecal		CFU/100 mL	200	283.2	86400	-	3,592.3
5439000	3/7/2015	4.12	4.12	0.1782	0.73	9419	79.8356%	Fecal		CFU/100 mL	200	283.2	86400	-	3,592.3
5439000	1/10/2018	4.12	4.12	0.1782	0.73	9419	79.8356%	Fecal		CFU/100 mL	200	283.2	86400	-	3,592.3
5439000	8/21/2005	4.11	4.11	0.1782	0.73	9422	79.8610%	Fecal		CFU/100 mL	200	283.2	86400	-	3,583.6
5439000	1/11/2018	4.11	4.11	0.1782	0.73	9422	79.8610%	Fecal		CFU/100 mL	200	283.2	86400	-	3,583.6
5439000	8/8/2021	4.11	4.11	0.1782	0.73	9422	79.8610%	Fecal		CFU/100 mL	200	283.2	86400	-	3,583.6
5439000	9/26/1990	4.1	4.1	0.1782	0.73	9425	79.8864%	Fecal		CFU/100 mL	200	283.2	86400	-	3,574.8
5439000	8/14/1991	4.1	4.1	0.1782	0.73	9425	79.8864%	Fecal		CFU/100 mL	200	283.2	86400	-	3,574.8
5439000	8/31/1994	4.1	4.1	0.1782	0.73	9425	79.8864%	Fecal		CFU/100 mL	200	283.2	86400	-	3,574.8
5439000	10/30/1995	4.1	4.1	0.1782	0.73	9425	79.8864%	Fecal		CFU/100 mL	200	283.2	86400	-	3,574.8
5439000	11/23/1996	4.1	4.1	0.1782	0.73	9425	79.8864%	Fecal		CFU/100 mL	200	283.2	86400	-	3,574.8
5439000	8/11/1998	4.1	4.1	0.1782	0.73	9425	79.8864%	Fecal		CFU/100 mL	200	283.2	86400	-	3,574.8
5439000	7/31/1999	4.1	4.1	0.1782	0.73	9425	79.8864%	Fecal		CFU/100 mL	200	283.2	86400	-	3,574.8
5439000	11/5/1999	4.1	4.1	0.1782	0.73	9425	79.8864%	Fecal		CFU/100 mL	200	283.2	86400	-	3,574.8
5439000	11/6/1999	4.1	4.1	0.1782	0.73	9425	79.8864%	Fecal		CFU/100 mL	200	283.2	86400	-	3,574.8
5439000	11/23/1999	4.1	4.1	0.1782	0.73	9425	79.8864%	Fecal		CFU/100 mL	200	283.2	86400	-	3,574.8
5439000	1/19/2000	4.1	4.1	0.1782	0.73	9425	79.8864%	Fecal		CFU/100 mL	200	283.2	86400	-	3,574.8
5439000	9/25/2009	4.1	4.1	0.1782	0.73	9425	79.8864%	Fecal		CFU/100 mL	200	283.2	86400	-	3,574.8
5439000	8/10/2018	4.1	4.1	0.1782	0.73	9425	79.8864%	Fecal		CFU/100 mL	200	283.2	86400	-	3,574.8
5439000	12/20/2021	4.09	4.09	0.1782	0.73	9438	79.9966%	Fecal		CFU/100 mL	200	283.2	86400	-	3,566.1
5439000	10/25/2002	4.07	4.07	0.1782	0.73	9439	80.0051%	Fecal		CFU/100 mL	200	283.2	86400	-	3,548.7
5439000	1/11/2004	4.07	4.07	0.1782	0.73	9439	80.0051%	Fecal		CFU/100 mL	200	283.2	86400	-	3,548.7
5439000	11/24/2010	4.07	4.07	0.1782	0.73	9439	80.0051%	Fecal		CFU/100 mL	200	283.2	86400	-	3,548.7
5439000	2/24/2015	4.07	4.07	0.1782	0.73	9439	80.0051%	Fecal		CFU/100 mL	200	283.2	86400	-	3,548.7
5439000	12/24/2021	4.07	4.07	0.1782	0.73	9439	80.0051%	Fecal		CFU/100 mL	200	283.2	86400	-	3,548.7
5439000	2/3/2006	4.06	4.06	0.1782	0.72	9444	80.0475%	Fecal		CFU/100 mL	200	283.2	86400	-	3,540.0
5439000	10/29/2011	4.06	4.06	0.1782	0.72	9444	80.0475%	Fecal		CFU/100 mL	200	283.2	86400	-	3,540.0
5439000	7/9/2012	4.05	4.05	0.1782	0.72	9446	80.0644%	Fecal		CFU/100 mL	200	283.2	86400	-	3,531.2
5439000	10/25/2016	4.05	4.05	0.1782	0.72	9446	80.0644%	Fecal		CFU/100 mL	200	283.2	86400	-	3,531.2
5439000	8/25/2017	4.05	4.05	0.1782	0.72	9446	80.0644%	Fecal		CFU/100 mL	200	283.2	86400	-	3,531.2
5439000	8/2/2018	4.03	4.03	0.1782	0.72	9449	80.0898%	Fecal		CFU/100 mL	200	283.2	86400	-	3,513.8
5439000	7/5/2005	4.01	4.01	0.1782	0.71	9450	80.0983%	Fecal		CFU/100 mL	200	283.2	86400	-	3,496.4
5439000	12/21/2021	4.01	4.01	0.1782	0.71	9450	80.0983%	Fecal		CFU/100 mL	200	283.2	86400	-	3,496.4
5439000	7/13/1991	4	4	0.1782	0.71	9452	80.1153%	Fecal		CFU/100 mL	200	283.2	86400	-	3,487.6
5439000	7/19/1991	4	4	0.1782	0.71	9452	80.1153%	Fecal		CFU/100 mL	200	283.2	86400	-	3,487.6
5439000	7/26/1991	4	4	0.1782	0.71	9452	80.1153%	Fecal		CFU/100 mL	200	283.2	86400	-	3,487.6
5439000	9/1/1991	4	4	0.1782	0.71	9452	80.1153%	Fecal		CFU/100 mL	200	283.2	86400	-	3,487.6
5439000	11/21/1996	4	4	0.1782	0.71	9452	80.1153%	Fecal		CFU/100 mL	200	283.2	86400	-	3,487.6
5439000	10/26/1999	4	4	0.1782	0.71	9452	80.1153%	Fecal		CFU/100 mL	200	283.2	86400	-	3,487.6
5439000	11/19/1999	4	4	0.1782	0.71	9452	80.1153%	Fecal		CFU/100 mL	200	283.2	86400	-	3,487.6
5439000	12/22/1999	4	4	0.1782	0.71	9452	80.1153%	Fecal		CFU/100 mL	200	283.2	86400	-	3,487.6
5439000	1/21/2000	4	4	0.1782	0.71	9452	80.1153%	Fecal		CFU/100 mL	200	283.2	86400	-	3,487.6
5439000	1/25/2000	4	4	0.1782	0.71	9452	80.1153%	Fecal		CFU/100 mL	200	283.2	86400	-	3,487.6
5439000	2/1/2000	4	4	0.1782	0.71	9452	80.1153%	Fecal		CFU/100 mL	200	283.2	86400	-	3,487.6
5439000	2/20/2000	4	4	0.1782	0.71	9452	80.1153%	Fecal		CFU/100 mL	200	283.2	86400	-	3,487.6
5439000	9/10/2001	4	4	0.1782	0.71	9452	80.1153%	Fecal		CFU/100 mL	200	283.2	86400	-	3,487.6
5439000	12/27/2004	4	4	0.1782	0.71	9452	80.1153%	Fecal		CFU/100 mL	200	283.2	86400	-	3,487.6
5439000	8/14/2009	4	4	0.1782	0.71	9452	80.1153%	Fecal		CFU/100 mL	200	283.2	86400	-	3,487.6
5439000	1/14/2013	4	4	0.1782	0.71	9452	80.1153%	Fecal		CFU/100 mL	200	283.2	86400	-	3,487.6
5439000	2/25/2015	4	4	0.1782	0.71	9452	80.1153%	Fecal		CFU/100 mL	200	283.2	86400	-	3,487.6
5439000	6/23/2005	3.99	3.99	0.1782	0.71	9469	80.2594%	Fecal		CFU/100 mL	200	283.2	86400	-	3,478.9
5439000	12/26/2021	3.99	3.99	0.1782	0.71	9469	80.2594%	Fecal		CFU/100 mL	200	283.2	86400	-	3,478.9
5439000	8/30/2011	3.98	3.98	0.1782	0.71	9471	80.2763%	Fecal		CFU/100 mL	200	283.2	86400	-	3,470.2
5439000	8/16/2011	3.95	3.95	0.1782	0.70	9472	80.2848%	Fecal		CFU/100 mL	200	283.2	86400	-	3,444.1
5439000	3/1/2014	3.95	3.95	0.1782	0.70	9472	80.2848%	Fecal		CFU/100 mL	200	283.2	86400	-	3,444.1
5439000	9/13/2016	3.95	3.95	0.1782	0.70	9472	80.2848%	Fecal		CFU/100 mL	200	283.2	86400	-	3,444.1
5439000	11/16/2021	3.95	3.95	0.1782	0.70	9472	80.2848%	Fecal		CFU/100 mL	200	283.2	86400	-	3,444.1
5439000	3/2/2014	3.94	3.94	0.1782	0.70	9476	80.3187%	Fecal		CFU/100 mL	200	283.2	86400	-	3,435.3
5439000	2/26/2015	3.93	3.93	0.1782	0.70	9477	80.3272%	Fecal		CFU/100 mL	200	283.2	86400	-	3,426.6
5439000	2/27/2015	3.93	3.93	0.1782	0.70	9477	80.3272%	Fecal		CFU/100 mL	200	283.2	86400	-	3,426.6
5439000	2/28/2015	3.93	3.93	0.1782	0.70	9477	80.3272%	Fecal		CFU/100 mL	200	283.2	86400	-	3,426.6
5439000	3/6/2015	3.93	3.93	0.1782	0.70	9477	80.3272%	Fecal		CFU/100 mL	200	283.2	86400	-	3,426.6
5439000	10/5/2016	3.93	3.93	0.1782	0.70	9477	80.3272%	Fecal		CFU/100 mL	200	283.2	86400	-	3,426.6
5439000	8/6/2020	3.93	3.93	0.1782	0.70	9477	80.3272%	Fecal		CFU/100 mL	200	283.2	86400	-	3,426.6
5439000	9/18/2020	3.93	3.93	0.1782	0.70	9477	80.3272%	Fecal		CFU/100 mL	200	283.2	86400	-	3,426.6
5439000	11/21/2014	3.92	3.92	0.1782	0.70	9484	80.3865%	Fecal		CFU/100 mL	200	283.2	86400	-	3,417.9
5439000	8/17/2019	3.91	3.91	0.1782	0.70	9485	80.3950%	Fecal		CFU/100 mL	200	283.2	86400	-	3,409.2
5439000	8/22/2019	3.91	3.91	0.1782	0.70	9485	80.3950%	Fecal		CFU/100 mL	200	283.2	86400	-	3,409.2
5439000	7/20/1991	3.9	3.9	0.1782	0.69	9487	80.4119%	Fecal		CFU/100 mL	200	283.2	86400	-	3,400.5
5439000	7/25/1991	3.9	3.9	0.1782	0.69	9487	80.4119%	Fecal		CFU/100 mL	200	283.2	86400	-	3,400.5
5439000	8/31/1992	3.9	3.9	0.1782	0.69	9487	80.4119%	Fecal		CFU/100 mL	200	283.2	86400	-	3,400.5
5439000	9/30/1994	3.9	3.9	0.1782	0.69	9487	80.4119%	Fecal		CFU/100 mL	200	283.2	86400	-	3,400.5
5439000	10/6/1994	3.9	3.9	0.1782	0.69	9487	80.4119%	Fecal		CFU/100 mL	200	283.2	86400	-	3,400.5
5439000	11/11/1996	3.9	3.9	0.1782	0.69	9487	80.4119%	Fecal		CFU/100 mL	200	283.2	86400	-	3,400.5
5439000	7/17/1997	3.9	3.9	0.1782	0.69	9487	80.4119%	Fecal		CFU/100 mL	200	283.2	86400	-	3,400.5
5439000	11/9/1999	3.9	3.9	0.1782	0.69	9487	80.4119%	Fecal		CFU/100 mL	200	283.2	86400	-	3,400.5
5439000	12/3/1999	3.9	3.9	0.1782	0.69	9487	80.4119%	Fecal		CFU/100 mL	200	283.2	86400	-	3,400.5
5439000	1/26/2000	3.9	3.9	0.1782	0.69	9487	80.4119%	Fecal		CFU/100 mL	200	283.2	86400	-	3,400.5
5439000	1/31/2000	3.9	3.9	0.1782	0.69	9487	80.4119%	Fecal		CFU/100 mL	200	283.2	86400	-	3,400.5
5439000	8/23/2000	3.9	3.9	0.1782	0.69	9487	80.4119%	Fecal		CFU/100 mL	200	283.2	86400	-	3,400.5
5439000	8/29/2000	3.9	3.9	0.1782	0.69	9487	80.4119%	Fecal		CFU/100 mL	200	283.2	86400	-	3,400.5
5439000	1/2/2004	3.9	3.9	0.1782	0.69	9487	80.4119%	Fecal		CFU/100 mL	200	283.2	86400	-	3,400.5

Gage ID	Date	Discharge (CFS)	Gage Discharge (less Surrogate NPDES) (CFS)	Watershed Area Ratio	Calculated flow (CFS)	Rank	Flow Exceedance %	Parameter	Results	Units (mg or micro_gram	Limit/Standard	100mL/CF	sec/day	Actual Load (million colonies/day)	Allowable Load (million colonies/day)
5439000	12/24/2004	3.9	3.9	0.1782	0.69	9487	80.4119%	Fecal		CFU/100 mL	200	283.2	86400	-	3,400.5
5439000	7/1/2005	3.9	3.9	0.1782	0.69	9487	80.4119%	Fecal		CFU/100 mL	200	283.2	86400	-	3,400.5
5439000	8/16/2021	3.9	3.9	0.1782	0.69	9487	80.4119%	Fecal		CFU/100 mL	200	283.2	86400	-	3,400.5
5439000	10/6/2001	3.88	3.88	0.1782	0.69	9504	80.5560%	Fecal		CFU/100 mL	200	283.2	86400	-	3,383.0
5439000	10/13/2012	3.88	3.88	0.1782	0.69	9504	80.5560%	Fecal		CFU/100 mL	200	283.2	86400	-	3,383.0
5439000	12/26/2017	3.88	3.88	0.1782	0.69	9504	80.5560%	Fecal		CFU/100 mL	200	283.2	86400	-	3,383.0
5439000	3/3/2014	3.87	3.87	0.1782	0.69	9507	80.5815%	Fecal		CFU/100 mL	200	283.2	86400	-	3,374.3
5439000	3/1/2015	3.87	3.87	0.1782	0.69	9507	80.5815%	Fecal		CFU/100 mL	200	283.2	86400	-	3,374.3
5439000	3/2/2015	3.87	3.87	0.1782	0.69	9507	80.5815%	Fecal		CFU/100 mL	200	283.2	86400	-	3,374.3
5439000	3/3/2015	3.87	3.87	0.1782	0.69	9507	80.5815%	Fecal		CFU/100 mL	200	283.2	86400	-	3,374.3
5439000	3/4/2015	3.87	3.87	0.1782	0.69	9507	80.5815%	Fecal		CFU/100 mL	200	283.2	86400	-	3,374.3
5439000	3/5/2015	3.87	3.87	0.1782	0.69	9507	80.5815%	Fecal		CFU/100 mL	200	283.2	86400	-	3,374.3
5439000	8/13/2016	3.87	3.87	0.1782	0.69	9507	80.5815%	Fecal		CFU/100 mL	200	283.2	86400	-	3,374.3
5439000	11/6/2003	3.86	3.86	0.1782	0.69	9514	80.6408%	Fecal		CFU/100 mL	200	283.2	86400	-	3,365.6
5439000	7/23/2006	3.84	3.84	0.1782	0.68	9515	80.6493%	Fecal		CFU/100 mL	200	283.2	86400	-	3,348.1
5439000	9/15/2009	3.82	3.82	0.1782	0.68	9516	80.6577%	Fecal		CFU/100 mL	200	283.2	86400	-	3,330.7
5439000	9/6/2012	3.82	3.82	0.1782	0.68	9516	80.6577%	Fecal		CFU/100 mL	200	283.2	86400	-	3,330.7
5439000	8/3/2018	3.82	3.82	0.1782	0.68	9516	80.6577%	Fecal		CFU/100 mL	200	283.2	86400	-	3,330.7
5439000	9/21/2021	3.81	3.81	0.1782	0.68	9519	80.6832%	Fecal		CFU/100 mL	200	283.2	86400	-	3,322.0
5439000	8/17/1991	3.8	3.8	0.1782	0.68	9520	80.6916%	Fecal		CFU/100 mL	200	283.2	86400	-	3,313.3
5439000	8/26/1991	3.8	3.8	0.1782	0.68	9520	80.6916%	Fecal		CFU/100 mL	200	283.2	86400	-	3,313.3
5439000	10/28/1991	3.8	3.8	0.1782	0.68	9520	80.6916%	Fecal		CFU/100 mL	200	283.2	86400	-	3,313.3
5439000	9/24/1996	3.8	3.8	0.1782	0.68	9520	80.6916%	Fecal		CFU/100 mL	200	283.2	86400	-	3,313.3
5439000	8/30/1998	3.8	3.8	0.1782	0.68	9520	80.6916%	Fecal		CFU/100 mL	200	283.2	86400	-	3,313.3
5439000	10/28/1999	3.8	3.8	0.1782	0.68	9520	80.6916%	Fecal		CFU/100 mL	200	283.2	86400	-	3,313.3
5439000	11/8/1999	3.8	3.8	0.1782	0.68	9520	80.6916%	Fecal		CFU/100 mL	200	283.2	86400	-	3,313.3
5439000	11/13/1999	3.8	3.8	0.1782	0.68	9520	80.6916%	Fecal		CFU/100 mL	200	283.2	86400	-	3,313.3
5439000	1/20/2000	3.8	3.8	0.1782	0.68	9520	80.6916%	Fecal		CFU/100 mL	200	283.2	86400	-	3,313.3
5439000	1/30/2000	3.8	3.8	0.1782	0.68	9520	80.6916%	Fecal		CFU/100 mL	200	283.2	86400	-	3,313.3
5439000	2/2/2000	3.8	3.8	0.1782	0.68	9520	80.6916%	Fecal		CFU/100 mL	200	283.2	86400	-	3,313.3
5439000	8/24/2000	3.8	3.8	0.1782	0.68	9520	80.6916%	Fecal		CFU/100 mL	200	283.2	86400	-	3,313.3
5439000	9/21/2000	3.8	3.8	0.1782	0.68	9520	80.6916%	Fecal		CFU/100 mL	200	283.2	86400	-	3,313.3
5439000	9/28/2001	3.8	3.8	0.1782	0.68	9520	80.6916%	Fecal		CFU/100 mL	200	283.2	86400	-	3,313.3
5439000	12/25/2004	3.8	3.8	0.1782	0.68	9520	80.6916%	Fecal		CFU/100 mL	200	283.2	86400	-	3,313.3
5439000	12/26/2004	3.8	3.8	0.1782	0.68	9520	80.6916%	Fecal		CFU/100 mL	200	283.2	86400	-	3,313.3
5439000	10/25/2006	3.8	3.8	0.1782	0.68	9520	80.6916%	Fecal		CFU/100 mL	200	283.2	86400	-	3,313.3
5439000	9/11/2018	3.79	3.79	0.1782	0.68	9537	80.8357%	Fecal		CFU/100 mL	200	283.2	86400	-	3,304.5
5439000	6/24/2005	3.78	3.78	0.1782	0.67	9538	80.8442%	Fecal		CFU/100 mL	200	283.2	86400	-	3,295.8
5439000	9/26/2009	3.78	3.78	0.1782	0.67	9538	80.8442%	Fecal		CFU/100 mL	200	283.2	86400	-	3,295.8
5439000	9/19/2014	3.78	3.78	0.1782	0.67	9538	80.8442%	Fecal		CFU/100 mL	200	283.2	86400	-	3,295.8
5439000	11/19/2014	3.78	3.78	0.1782	0.67	9538	80.8442%	Fecal		CFU/100 mL	200	283.2	86400	-	3,295.8
5439000	10/24/2006	3.77	3.77	0.1782	0.67	9542	80.8781%	Fecal		CFU/100 mL	200	283.2	86400	-	3,287.1
5439000	10/8/2014	3.77	3.77	0.1782	0.67	9542	80.8781%	Fecal		CFU/100 mL	200	283.2	86400	-	3,287.1
5439000	10/8/2021	3.77	3.77	0.1782	0.67	9542	80.8781%	Fecal		CFU/100 mL	200	283.2	86400	-	3,287.1
5439000	3/4/2014	3.76	3.76	0.1782	0.67	9545	80.9035%	Fecal		CFU/100 mL	200	283.2	86400	-	3,278.4
5439000	3/5/2014	3.76	3.76	0.1782	0.67	9545	80.9035%	Fecal		CFU/100 mL	200	283.2	86400	-	3,278.4
5439000	3/6/2014	3.76	3.76	0.1782	0.67	9545	80.9035%	Fecal		CFU/100 mL	200	283.2	86400	-	3,278.4
5439000	3/7/2014	3.76	3.76	0.1782	0.67	9545	80.9035%	Fecal		CFU/100 mL	200	283.2	86400	-	3,278.4
5439000	3/8/2014	3.76	3.76	0.1782	0.67	9545	80.9035%	Fecal		CFU/100 mL	200	283.2	86400	-	3,278.4
5439000	8/28/2017	3.76	3.76	0.1782	0.67	9545	80.9035%	Fecal		CFU/100 mL	200	283.2	86400	-	3,278.4
5439000	12/9/2021	3.76	3.76	0.1782	0.67	9545	80.9035%	Fecal		CFU/100 mL	200	283.2	86400	-	3,278.4
5439000	7/26/2004	3.75	3.75	0.1782	0.67	9552	80.9629%	Fecal		CFU/100 mL	200	283.2	86400	-	3,269.7
5439000	1/11/2021	3.75	3.75	0.1782	0.67	9552	80.9629%	Fecal		CFU/100 mL	200	283.2	86400	-	3,269.7
5439000	9/8/2010	3.74	3.74	0.1782	0.67	9554	80.9798%	Fecal		CFU/100 mL	200	283.2	86400	-	3,261.0
5439000	11/4/2013	3.74	3.74	0.1782	0.67	9554	80.9798%	Fecal		CFU/100 mL	200	283.2	86400	-	3,261.0
5439000	12/6/2021	3.74	3.74	0.1782	0.67	9554	80.9798%	Fecal		CFU/100 mL	200	283.2	86400	-	3,261.0
5439000	8/9/2016	3.73	3.73	0.1782	0.66	9557	81.0053%	Fecal		CFU/100 mL	200	283.2	86400	-	3,252.2
5439000	8/15/2009	3.72	3.72	0.1782	0.66	9558	81.0137%	Fecal		CFU/100 mL	200	283.2	86400	-	3,243.5
5439000	8/4/2006	3.71	3.71	0.1782	0.66	9559	81.0222%	Fecal		CFU/100 mL	200	283.2	86400	-	3,234.8
5439000	9/2/1992	3.7	3.7	0.1782	0.66	9560	81.0307%	Fecal		CFU/100 mL	200	283.2	86400	-	3,226.1
5439000	2/1/1996	3.7	3.7	0.1782	0.66	9560	81.0307%	Fecal		CFU/100 mL	200	283.2	86400	-	3,226.1
5439000	10/6/1996	3.7	3.7	0.1782	0.66	9560	81.0307%	Fecal		CFU/100 mL	200	283.2	86400	-	3,226.1
5439000	10/10/1998	3.7	3.7	0.1782	0.66	9560	81.0307%	Fecal		CFU/100 mL	200	283.2	86400	-	3,226.1
5439000	10/27/1999	3.7	3.7	0.1782	0.66	9560	81.0307%	Fecal		CFU/100 mL	200	283.2	86400	-	3,226.1
5439000	11/27/1999	3.7	3.7	0.1782	0.66	9560	81.0307%	Fecal		CFU/100 mL	200	283.2	86400	-	3,226.1
5439000	1/6/2000	3.7	3.7	0.1782	0.66	9560	81.0307%	Fecal		CFU/100 mL	200	283.2	86400	-	3,226.1
5439000	1/8/2000	3.7	3.7	0.1782	0.66	9560	81.0307%	Fecal		CFU/100 mL	200	283.2	86400	-	3,226.1
5439000	1/27/2000	3.7	3.7	0.1782	0.66	9560	81.0307%	Fecal		CFU/100 mL	200	283.2	86400	-	3,226.1
5439000	1/29/2000	3.7	3.7	0.1782	0.66	9560	81.0307%	Fecal		CFU/100 mL	200	283.2	86400	-	3,226.1
5439000	2/10/2000	3.7	3.7	0.1782	0.66	9560	81.0307%	Fecal		CFU/100 mL	200	283.2	86400	-	3,226.1
5439000	2/11/2000	3.7	3.7	0.1782	0.66	9560	81.0307%	Fecal		CFU/100 mL	200	283.2	86400	-	3,226.1
5439000	2/13/2000	3.7	3.7	0.1782	0.66	9560	81.0307%	Fecal		CFU/100 mL	200	283.2	86400	-	3,226.1
5439000	10/9/2001	3.7	3.7	0.1782	0.66	9560	81.0307%	Fecal		CFU/100 mL	200	283.2	86400	-	3,226.1
5439000	11/12/2013	3.7	3.7	0.1782	0.66	9560	81.0307%	Fecal		CFU/100 mL	200	283.2	86400	-	3,226.1
5439000	10/30/2013	3.69	3.69	0.1782	0.66	9575	81.1578%	Fecal		CFU/100 mL	200	283.2	86400	-	3,217.4
5439000	11/9/2021	3.69	3.69	0.1782	0.66	9575	81.1578%	Fecal		CFU/100 mL	200	283.2	86400	-	3,217.4
5439000	8/28/2002	3.68	3.68	0.1782	0.66	9577	81.1748%	Fecal		CFU/100 mL	200	283.2	86400	-	3,208.6
5439000	11/7/2021	3.68	3.68	0.1782	0.66	9577	81.1748%	Fecal		CFU/100 mL	200	283.2	86400	-	3,208.6
5439000	8/7/2020	3.67	3.67	0.1782	0.65	9579	81.1917%	Fecal		CFU/100 mL	200	283.2	86400	-	3,199.9
5439000	11/29/2021	3.67	3.67	0.1782	0.65	9579	81.1917%	Fecal		CFU/100 mL	200	283.2	86400	-	3,199.9
5439000	11/30/2021	3.65	3.65	0.1782	0.65	9581	81.2087%	Fecal		CFU/100 mL	200	283.2	86400	-	3,182.5
5439000	9/6/2008	3.64	3.64	0.1782	0.65	9582	81.2172%	Fecal		CFU/100 mL	200	283.2	86400	-	3,173.8
5439000	9/12/2018	3.64	3.64	0.1782	0.65	9582	81.2172%	Fecal		CFU/100 mL	200	283.2	86400	-	3,173.8
5439000	11/8/2021	3.64	3.64	0.1782	0.65	9582	81.2172%	Fecal		CFU/100 mL	200	283.2	86400	-	3,173.8
5439000	12/23/2021	3.64	3.64	0.1782	0.65	9582	81.2172%	Fecal		CFU/100 mL	200	283.2	86400	-	3,173.8
5439000	9/2/2019	3.63	3.63	0.1782	0.65	9586	81.2511%	Fecal		CFU/100 mL	200	283.2	86400	-	3,165.0
5439000	12/22/2021	3.63	3.63	0.1782	0.65	9586	81.2511%	Fecal		CFU/100 mL	200	283.2	86400	-	3,165.0
5439000	7/26/2006	3.62	3.62	0.1782	0.64	9588	81.2680%	Fecal		CFU/100 mL	200	283.2	86400	-	3,156.3
5439000	11/4/2006	3.62	3.62	0.1782	0.64	9588	81.2680%	Fecal		CFU/100 mL	200	283.2	86400	-	3,156.3
5439000	10/18/1991	3.6	3.6	0.1782	0.64	9590	81.2850%	Fecal		CFU/100 mL	200	283.2	86400	-	3,138.9
5439000	8/28/1992	3.6	3.6	0.1782	0.64	9590	81.2850%	Fecal		CFU/100 mL	200	283.2	86400	-	3,138.9
5439000	8/10/1995	3.6	3.6	0.1782	0.64	9590	81.2850%	Fecal		CFU/100 mL	200	283.2	86400	-	3,138.9
5439000	10/2/1996	3.6	3.6	0.1782	0.64	9590	81.2850%	Fecal		CFU/100 mL	200	283.2	86400	-	3,138.9
5439000	10/3/1996	3.6	3.6	0.1782	0.64	9590	81.2850%	Fecal		CFU/100 mL	200	283.2	86400	-	3,138.9
5439000	10/24/1996	3.6	3.6	0.1782	0.64	9590	81.2850%	Fecal		CFU/100 mL	200	283.2	86400	-	3,138.9
5439000	11/12/1996	3.6	3.6	0.1782	0.64	9590	81.2850%	Fecal		CFU/100 mL	200	283.2	86400	-	3,138.9
5439000	7/22/1997	3.6	3.6	0.1782	0.64	9590	81.2850%	Fecal		CFU/100 mL	200	283.2	86400	-	3,138.9
5439000	7/24/1997	3.6	3.6	0.1782	0.64	9590	81.2850%	Fecal		CFU/100 mL	200	283.2	86400	-	3,138.9
5439000	10/29/1997	3.6	3.6	0.1782	0.64	9590	81.2850%	Fecal		CFU/100 mL	200	283.2	86400	-	3,138.9
5439000	8/1/1998	3.6	3.6	0.1782	0.64	9590	81.2850%	Fecal		CFU/100 mL	200	283.2	86400	-	3,138.9
5439000	11/10/1999	3.6	3.6	0.1782	0.64	9590	81.2850%	Fecal		CFU/100 mL	200	283.2	86400	-	3,138.9
5439000	11/16/1999	3.6	3.6	0.1782	0.64	9590	81.2850%	Fecal		CFU/100 mL	200	283.2	86400	-	3,138.9
5439000	12/23/1999	3.6	3.6	0.1782	0.64	9590	81.2850%	Fecal		CFU/100 mL	200	283.2	86400	-	3,138.9
5439000	1/28/2000	3.6	3.6	0.1782	0.64	9590	81.2850%	Fecal		CFU/100 mL	200	283.2	86400	-	3,138.9
5439000	2/3/2000	3.6	3.6	0.1782	0.64	9590	81.2850%	Fecal		CFU/100 mL	200	283.2	86400	-	3,138.9
5439000	2/14/2000	3.6	3.6	0.1782	0.64	9590	81.2850%	Fecal		CFU/100 mL	200	283.2	86400	-	3,138.9
5439000	2/16/2000	3.6	3.6	0.1782	0.64	9590	81.2850%	Fecal		CFU/100 mL	200	283.2	86400	-	3,138.9
5439000	8/30/2000	3.6	3.6	0.1782	0.64	9590	81.2850%	Fecal		CFU/100 mL	200	283.2	86400	-	3,138.9
5439000	7/18/2001	3.6	3.6	0.1782	0.64	9590	81.2850%	Fecal		CFU/100 mL	200	283.2	86400	-	3,138.9
5439000	7/19/2001	3.6	3.6	0.1782	0.64	9590	81.2850%	Fecal		CFU/100 mL	200	283.2	86400	-	3,138.9
5439000	1/3/2004	3.6	3.6	0.1782	0.64	9590	81.2850%	Fecal		CFU/100 mL	200	283.2	86400	-	3,138.9
5439000	6/25/2005	3.6	3.6	0.1782	0.64	9590	81.2850%	Fecal		CFU/100 mL	200	283.2	86400	-	3,138.9
5439000	8/22/2008	3.6	3.6	0.1782	0.64	9590	81.2850%	Fecal		CFU/100 mL	200	283.2	86400	-	3,138.9
5439000	9/19/2011	3.6	3.6	0.1782	0.64	9590	81.2850%	Fecal		CFU/100 mL	200	283.2	86400	-	3,138.9
5439000	9/7/2012	3.6	3.6	0.1782	0.64	9590	81.2850%	Fecal		CFU/100 mL	200	283.2	86400	-	3,138.9
5439000	8/18/2019	3.6	3.6	0.1782	0.64	9590	81.2850%	Fecal		CFU/100 mL	200	283.2	86400	-	3,138.9
5439000	3/22/2003	3.59	3.59	0.1782	0.64	9617	81.5138%	Fecal		CFU/100 mL	200	283.2	86400	-	3,130.2
5439000	10/18/2006	3.59	3.59	0.1782	0.64	9617	81.5138%	Fecal		CFU/100 mL	200	283.2	86400	-	3,130.2
5439000	8/12/2020	3.59	3.59	0.1782	0.64	9617	81.5138%	Fecal		CFU/100 mL	200	283.2	86400	-	3,130.2
5439000	9/19/2020	3.59	3.59	0.1782	0.64	9617	81.5138%	Fecal		CFU/100 mL	200	283.2	86400	-	3,130.2
5439000	12/3/2021	3.59	3.59	0.1782	0.64	9617	81.5138%	Fecal		CFU/100 mL	200	283.2	86400	-	3,130.2
5439000	9/4/2015	3.58	3.58	0.1782	0.64	9622	81.5562%	Fecal		CFU/100 mL	200	283.2	86400	-	3,121.4
5439000	9/18/2014	3.56	3.56	0.1782	0.63	9623	81.5647%	Fecal		CFU/100 mL	200	283.2	86400	-	3,104.0
5439000	11/10/2021	3.56	3.56	0.1782	0.63	9623	81.5647%	Fecal		CFU/100 mL	200	283.2	86400	-	3,104.0
5439000	7/3/2012	3.55	3.55	0.1782	0.63	9625	81.5816%	Fecal		CFU/100 mL	200	283.2	86400	-	3,095.3

Gage ID	Date	Discharge (CFS)	Gage Discharge (less Surrogate NPDES) (CFS)	Watershed Area Ratio	Calculated flow (CFS)	Rank	Flow Exceedance %	Parameter	Results	Units (mg or micro_gram	Limit/Standard	100mL/CF	sec/day	Actual Load (million colonies/day)	Allowable Load (million colonies/day)
5439000	11/13/2002	3.53	3.53	0.1782	0.63	9626	81.5901%	Fecal		CFU/100 mL	200	283.2	86400	-	3,077.8
5439000	9/25/2015	3.53	3.53	0.1782	0.63	9626	81.5901%	Fecal		CFU/100 mL	200	283.2	86400	-	3,077.8
5439000	8/30/2017	3.53	3.53	0.1782	0.63	9626	81.5901%	Fecal		CFU/100 mL	200	283.2	86400	-	3,077.8
5439000	11/14/2002	3.52	3.52	0.1782	0.63	9629	81.6155%	Fecal		CFU/100 mL	200	283.2	86400	-	3,069.1
5439000	2/19/2014	3.52	3.52	0.1782	0.63	9629	81.6155%	Fecal		CFU/100 mL	200	283.2	86400	-	3,069.1
5439000	8/4/2018	3.52	3.52	0.1782	0.63	9629	81.6155%	Fecal		CFU/100 mL	200	283.2	86400	-	3,069.1
5439000	7/31/1994	3.51	3.51	0.1782	0.63	9632	81.6410%	Fecal		CFU/100 mL	200	283.2	86400	-	3,060.4
5439000	9/27/1990	3.5	3.5	0.1782	0.62	9633	81.6494%	Fecal		CFU/100 mL	200	283.2	86400	-	3,051.7
5439000	10/7/1990	3.5	3.5	0.1782	0.62	9633	81.6494%	Fecal		CFU/100 mL	200	283.2	86400	-	3,051.7
5439000	7/28/1991	3.5	3.5	0.1782	0.62	9633	81.6494%	Fecal		CFU/100 mL	200	283.2	86400	-	3,051.7
5439000	9/18/1991	3.5	3.5	0.1782	0.62	9633	81.6494%	Fecal		CFU/100 mL	200	283.2	86400	-	3,051.7
5439000	9/24/1991	3.5	3.5	0.1782	0.62	9633	81.6494%	Fecal		CFU/100 mL	200	283.2	86400	-	3,051.7
5439000	9/26/1991	3.5	3.5	0.1782	0.62	9633	81.6494%	Fecal		CFU/100 mL	200	283.2	86400	-	3,051.7
5439000	9/29/1991	3.5	3.5	0.1782	0.62	9633	81.6494%	Fecal		CFU/100 mL	200	283.2	86400	-	3,051.7
5439000	10/11/1991	3.5	3.5	0.1782	0.62	9633	81.6494%	Fecal		CFU/100 mL	200	283.2	86400	-	3,051.7
5439000	10/14/1991	3.5	3.5	0.1782	0.62	9633	81.6494%	Fecal		CFU/100 mL	200	283.2	86400	-	3,051.7
5439000	10/19/1991	3.5	3.5	0.1782	0.62	9633	81.6494%	Fecal		CFU/100 mL	200	283.2	86400	-	3,051.7
5439000	8/13/1992	3.5	3.5	0.1782	0.62	9633	81.6494%	Fecal		CFU/100 mL	200	283.2	86400	-	3,051.7
5439000	10/9/1995	3.5	3.5	0.1782	0.62	9633	81.6494%	Fecal		CFU/100 mL	200	283.2	86400	-	3,051.7
5439000	10/23/1995	3.5	3.5	0.1782	0.62	9633	81.6494%	Fecal		CFU/100 mL	200	283.2	86400	-	3,051.7
5439000	11/24/1996	3.5	3.5	0.1782	0.62	9633	81.6494%	Fecal		CFU/100 mL	200	283.2	86400	-	3,051.7
5439000	11/7/1999	3.5	3.5	0.1782	0.62	9633	81.6494%	Fecal		CFU/100 mL	200	283.2	86400	-	3,051.7
5439000	11/20/1999	3.5	3.5	0.1782	0.62	9633	81.6494%	Fecal		CFU/100 mL	200	283.2	86400	-	3,051.7
5439000	11/26/1999	3.5	3.5	0.1782	0.62	9633	81.6494%	Fecal		CFU/100 mL	200	283.2	86400	-	3,051.7
5439000	1/3/2000	3.5	3.5	0.1782	0.62	9633	81.6494%	Fecal		CFU/100 mL	200	283.2	86400	-	3,051.7
5439000	2/4/2000	3.5	3.5	0.1782	0.62	9633	81.6494%	Fecal		CFU/100 mL	200	283.2	86400	-	3,051.7
5439000	2/5/2000	3.5	3.5	0.1782	0.62	9633	81.6494%	Fecal		CFU/100 mL	200	283.2	86400	-	3,051.7
5439000	2/9/2000	3.5	3.5	0.1782	0.62	9633	81.6494%	Fecal		CFU/100 mL	200	283.2	86400	-	3,051.7
5439000	2/12/2000	3.5	3.5	0.1782	0.62	9633	81.6494%	Fecal		CFU/100 mL	200	283.2	86400	-	3,051.7
5439000	2/15/2000	3.5	3.5	0.1782	0.62	9633	81.6494%	Fecal		CFU/100 mL	200	283.2	86400	-	3,051.7
5439000	2/17/2000	3.5	3.5	0.1782	0.62	9633	81.6494%	Fecal		CFU/100 mL	200	283.2	86400	-	3,051.7
5439000	2/18/2000	3.5	3.5	0.1782	0.62	9633	81.6494%	Fecal		CFU/100 mL	200	283.2	86400	-	3,051.7
5439000	2/19/2000	3.5	3.5	0.1782	0.62	9633	81.6494%	Fecal		CFU/100 mL	200	283.2	86400	-	3,051.7
5439000	7/27/2012	3.49	3.49	0.1782	0.62	9659	81.8698%	Fecal		CFU/100 mL	200	283.2	86400	-	3,043.0
5439000	9/14/2006	3.48	3.48	0.1782	0.62	9660	81.8783%	Fecal		CFU/100 mL	200	283.2	86400	-	3,034.3
5439000	1/17/2014	3.48	3.48	0.1782	0.62	9660	81.8783%	Fecal		CFU/100 mL	200	283.2	86400	-	3,034.3
5439000	8/30/2019	3.48	3.48	0.1782	0.62	9660	81.8783%	Fecal		CFU/100 mL	200	283.2	86400	-	3,034.3
5439000	4/3/2003	3.47	3.47	0.1782	0.62	9663	81.9037%	Fecal		CFU/100 mL	200	283.2	86400	-	3,025.5
5439000	9/18/2018	3.47	3.47	0.1782	0.62	9663	81.9037%	Fecal		CFU/100 mL	200	283.2	86400	-	3,025.5
5439000	8/17/2021	3.46	3.46	0.1782	0.62	9665	81.9207%	Fecal		CFU/100 mL	200	283.2	86400	-	3,016.8
5439000	12/5/2021	3.46	3.46	0.1782	0.62	9665	81.9207%	Fecal		CFU/100 mL	200	283.2	86400	-	3,016.8
5439000	9/25/2018	3.45	3.45	0.1782	0.61	9667	81.9376%	Fecal		CFU/100 mL	200	283.2	86400	-	3,008.1
5439000	9/16/2009	3.44	3.44	0.1782	0.61	9668	81.9461%	Fecal		CFU/100 mL	200	283.2	86400	-	2,999.4
5439000	8/8/2020	3.44	3.44	0.1782	0.61	9668	81.9461%	Fecal		CFU/100 mL	200	283.2	86400	-	2,999.4
5439000	9/13/2018	3.43	3.43	0.1782	0.61	9670	81.9630%	Fecal		CFU/100 mL	200	283.2	86400	-	2,990.7
5439000	10/7/2001	3.42	3.42	0.1782	0.61	9671	81.9715%	Fecal		CFU/100 mL	200	283.2	86400	-	2,981.9
5439000	10/6/1990	3.4	3.4	0.1782	0.61	9672	81.9800%	Fecal		CFU/100 mL	200	283.2	86400	-	2,964.5
5439000	7/30/1991	3.4	3.4	0.1782	0.61	9672	81.9800%	Fecal		CFU/100 mL	200	283.2	86400	-	2,964.5
5439000	8/27/1991	3.4	3.4	0.1782	0.61	9672	81.9800%	Fecal		CFU/100 mL	200	283.2	86400	-	2,964.5
5439000	9/23/1991	3.4	3.4	0.1782	0.61	9672	81.9800%	Fecal		CFU/100 mL	200	283.2	86400	-	2,964.5
5439000	9/27/1991	3.4	3.4	0.1782	0.61	9672	81.9800%	Fecal		CFU/100 mL	200	283.2	86400	-	2,964.5
5439000	9/3/1992	3.4	3.4	0.1782	0.61	9672	81.9800%	Fecal		CFU/100 mL	200	283.2	86400	-	2,964.5
5439000	8/7/1995	3.4	3.4	0.1782	0.61	9672	81.9800%	Fecal		CFU/100 mL	200	283.2	86400	-	2,964.5
5439000	9/22/1995	3.4	3.4	0.1782	0.61	9672	81.9800%	Fecal		CFU/100 mL	200	283.2	86400	-	2,964.5
5439000	10/4/1996	3.4	3.4	0.1782	0.61	9672	81.9800%	Fecal		CFU/100 mL	200	283.2	86400	-	2,964.5
5439000	10/20/1996	3.4	3.4	0.1782	0.61	9672	81.9800%	Fecal		CFU/100 mL	200	283.2	86400	-	2,964.5
5439000	8/12/1998	3.4	3.4	0.1782	0.61	9672	81.9800%	Fecal		CFU/100 mL	200	283.2	86400	-	2,964.5
5439000	9/18/1998	3.4	3.4	0.1782	0.61	9672	81.9800%	Fecal		CFU/100 mL	200	283.2	86400	-	2,964.5
5439000	8/23/1999	3.4	3.4	0.1782	0.61	9672	81.9800%	Fecal		CFU/100 mL	200	283.2	86400	-	2,964.5
5439000	11/18/1999	3.4	3.4	0.1782	0.61	9672	81.9800%	Fecal		CFU/100 mL	200	283.2	86400	-	2,964.5
5439000	12/26/1999	3.4	3.4	0.1782	0.61	9672	81.9800%	Fecal		CFU/100 mL	200	283.2	86400	-	2,964.5
5439000	1/7/2000	3.4	3.4	0.1782	0.61	9672	81.9800%	Fecal		CFU/100 mL	200	283.2	86400	-	2,964.5
5439000	2/6/2000	3.4	3.4	0.1782	0.61	9672	81.9800%	Fecal		CFU/100 mL	200	283.2	86400	-	2,964.5
5439000	2/7/2000	3.4	3.4	0.1782	0.61	9672	81.9800%	Fecal		CFU/100 mL	200	283.2	86400	-	2,964.5
5439000	7/16/2001	3.4	3.4	0.1782	0.61	9672	81.9800%	Fecal		CFU/100 mL	200	283.2	86400	-	2,964.5
5439000	7/17/2006	3.4	3.4	0.1782	0.61	9672	81.9800%	Fecal		CFU/100 mL	200	283.2	86400	-	2,964.5
5439000	8/11/2018	3.39	3.39	0.1782	0.60	9692	82.1495%	Fecal		CFU/100 mL	200	283.2	86400	-	2,955.8
5439000	8/6/1994	3.38	3.38	0.1782	0.60	9693	82.1580%	Fecal		CFU/100 mL	200	283.2	86400	-	2,947.1
5439000	11/25/2010	3.38	3.38	0.1782	0.60	9693	82.1580%	Fecal		CFU/100 mL	200	283.2	86400	-	2,947.1
5439000	9/8/2012	3.38	3.38	0.1782	0.60	9693	82.1580%	Fecal		CFU/100 mL	200	283.2	86400	-	2,947.1
5439000	4/21/2003	3.37	3.37	0.1782	0.60	9696	82.1834%	Fecal		CFU/100 mL	200	283.2	86400	-	2,938.3
5439000	11/26/2004	3.37	3.37	0.1782	0.60	9696	82.1834%	Fecal		CFU/100 mL	200	283.2	86400	-	2,938.3
5439000	11/20/2006	3.37	3.37	0.1782	0.60	9696	82.1834%	Fecal		CFU/100 mL	200	283.2	86400	-	2,938.3
5439000	8/31/2017	3.37	3.37	0.1782	0.60	9696	82.1834%	Fecal		CFU/100 mL	200	283.2	86400	-	2,938.3
5439000	8/8/2019	3.37	3.37	0.1782	0.60	9696	82.1834%	Fecal		CFU/100 mL	200	283.2	86400	-	2,938.3
5439000	10/8/2001	3.36	3.36	0.1782	0.60	9701	82.2258%	Fecal		CFU/100 mL	200	283.2	86400	-	2,929.6
5439000	9/24/2006	3.36	3.36	0.1782	0.60	9701	82.2258%	Fecal		CFU/100 mL	200	283.2	86400	-	2,929.6
5439000	8/29/1994	3.34	3.34	0.1782	0.60	9703	82.2428%	Fecal		CFU/100 mL	200	283.2	86400	-	2,912.2
5439000	11/6/2004	3.34	3.34	0.1782	0.60	9703	82.2428%	Fecal		CFU/100 mL	200	283.2	86400	-	2,912.2
5439000	9/19/2012	3.34	3.34	0.1782	0.60	9703	82.2428%	Fecal		CFU/100 mL	200	283.2	86400	-	2,912.2
5439000	9/3/2013	3.34	3.34	0.1782	0.60	9703	82.2428%	Fecal		CFU/100 mL	200	283.2	86400	-	2,912.2
5439000	9/19/2018	3.33	3.33	0.1782	0.59	9707	82.2767%	Fecal		CFU/100 mL	200	283.2	86400	-	2,903.5
5439000	8/1/2002	3.32	3.32	0.1782	0.59	9708	82.2851%	Fecal		CFU/100 mL	200	283.2	86400	-	2,894.7
5439000	8/12/2008	3.32	3.32	0.1782	0.59	9708	82.2851%	Fecal		CFU/100 mL	200	283.2	86400	-	2,894.7
5439000	10/27/2012	3.32	3.32	0.1782	0.59	9708	82.2851%	Fecal		CFU/100 mL	200	283.2	86400	-	2,894.7
5439000	8/9/2020	3.32	3.32	0.1782	0.59	9708	82.2851%	Fecal		CFU/100 mL	200	283.2	86400	-	2,894.7
5439000	8/4/2013	3.31	3.31	0.1782	0.59	9712	82.3190%	Fecal		CFU/100 mL	200	283.2	86400	-	2,886.0
5439000	7/27/1991	3.3	3.3	0.1782	0.59	9713	82.3275%	Fecal		CFU/100 mL	200	283.2	86400	-	2,877.3
5439000	9/21/1991	3.3	3.3	0.1782	0.59	9713	82.3275%	Fecal		CFU/100 mL	200	283.2	86400	-	2,877.3
5439000	10/24/1991	3.3	3.3	0.1782	0.59	9713	82.3275%	Fecal		CFU/100 mL	200	283.2	86400	-	2,877.3
5439000	8/22/1995	3.3	3.3	0.1782	0.59	9713	82.3275%	Fecal		CFU/100 mL	200	283.2	86400	-	2,877.3
5439000	10/11/1995	3.3	3.3	0.1782	0.59	9713	82.3275%	Fecal		CFU/100 mL	200	283.2	86400	-	2,877.3
5439000	9/25/1996	3.3	3.3	0.1782	0.59	9713	82.3275%	Fecal		CFU/100 mL	200	283.2	86400	-	2,877.3
5439000	10/5/1996	3.3	3.3	0.1782	0.59	9713	82.3275%	Fecal		CFU/100 mL	200	283.2	86400	-	2,877.3
5439000	10/25/1996	3.3	3.3	0.1782	0.59	9713	82.3275%	Fecal		CFU/100 mL	200	283.2	86400	-	2,877.3
5439000	11/19/1996	3.3	3.3	0.1782	0.59	9713	82.3275%	Fecal		CFU/100 mL	200	283.2	86400	-	2,877.3
5439000	11/5/1997	3.3	3.3	0.1782	0.59	9713	82.3275%	Fecal		CFU/100 mL	200	283.2	86400	-	2,877.3
5439000	10/15/1998	3.3	3.3	0.1782	0.59	9713	82.3275%	Fecal		CFU/100 mL	200	283.2	86400	-	2,877.3
5439000	8/1/1999	3.3	3.3	0.1782	0.59	9713	82.3275%	Fecal		CFU/100 mL	200	283.2	86400	-	2,877.3
5439000	11/15/1999	3.3	3.3	0.1782	0.59	9713	82.3275%	Fecal		CFU/100 mL	200	283.2	86400	-	2,877.3
5439000	11/17/1999	3.3	3.3	0.1782	0.59	9713	82.3275%	Fecal		CFU/100 mL	200	283.2	86400	-	2,877.3
5439000	12/24/1999	3.3	3.3	0.1782	0.59	9713	82.3275%	Fecal		CFU/100 mL	200	283.2	86400	-	2,877.3
5439000	12/27/1999	3.3	3.3	0.1782	0.59	9713	82.3275%	Fecal		CFU/100 mL	200	283.2	86400	-	2,877.3
5439000	2/8/2000	3.3	3.3	0.1782	0.59	9713	82.3275%	Fecal		CFU/100 mL	200	283.2	86400	-	2,877.3
5439000	9/29/2001	3.3	3.3	0.1782	0.59	9713	82.3275%	Fecal		CFU/100 mL	200	283.2	86400	-	2,877.3
5439000	9/30/2001	3.3	3.3	0.1782	0.59	9713	82.3275%	Fecal		CFU/100 mL	200	283.2	86400	-	2,877.3
5439000	10/19/2006	3.3	3.3	0.1782	0.59	9713	82.3275%	Fecal		CFU/100 mL	200	283.2	86400	-	2,877.3
5439000	8/5/2013	3.3	3.3	0.1782	0.59	9713	82.3275%	Fecal		CFU/100 mL	200	283.2	86400	-	2,877.3
5439000	8/5/2018	3.3	3.3	0.1782	0.59	9713	82.3275%	Fecal		CFU/100 mL	200	283.2	86400	-	2,877.3
5439000	9/27/2009	3.29	3.29	0.1782	0.59	9735	82.5140%	Fecal		CFU/100 mL	200	283.2	86400	-	2,868.6
5439000	8/10/2016	3.28	3.28	0.1782	0.58	9736	82.5225%	Fecal		CFU/100 mL	200	283.2	86400	-	2,859.9
5439000	8/26/2017	3.28	3.28	0.1782	0.58	9736	82.5225%	Fecal		CFU/100 mL	200	283.2	86400	-	2,859.9
5439000	7/27/2004	3.27	3.27	0.1782	0.58	9738	82.5394%	Fecal		CFU/100 mL	200	283.2	86400	-	2,851.2
5439000	8/1/2012	3.27	3.27	0.1782	0.58	9738	82.5394%	Fecal		CFU/100 mL	200	283.2	86400	-	2,851.2
5439000	12/15/2012	3.27	3.27	0.1782	0.58	9738	82.5394%	Fecal		CFU/100 mL	200	283.2	86400	-	2,851.2
5439000	10/12/2013	3.27	3.27	0.1782	0.58	9738	82.5394%	Fecal		CFU/100 mL	200	283.2	86400	-	2,851.2
5439000	11/26/2013	3.27	3.27	0.1782	0.58	9738	82.5394%	Fecal		CFU/100 mL	200	283.2	86400	-	2,851.2
5439000	10/27/2015	3.27	3.27	0.1782	0.58	9738	82.5394%	Fecal		CFU/100 mL	200	283.2	86400	-	2,851.2
5439000	12/4/2021	3.27	3.27	0.1782	0.58	9738	82.5394%	Fecal		CFU/100 mL	200	283.2	86400	-	2,851.2
5439000	11/5/2013	3.26	3.26	0.1782	0.58	9745	82.5987%	Fecal		CFU/100 mL	200	283.2	86400	-	2,842.4
5439000	6/26/2005	3.25	3.25	0.1782	0.58	9746	82.6072%	Fecal		CFU/100 mL	200	283.2	86400	-	2,833.7
5439000	9/5/1994	3.24	3.24	0.1782	0.58	9747	82.6157%	Fecal		CFU/100 mL	200	283.2	86400	-	2,825.0
5439000	10/25/2015	3.24	3.24	0.1782	0.58	9747	82.6157%	Fecal		CFU/100 mL	200	283.2	86400	-	2,825.0
5439000	8/19/2019	3.24	3.24	0.1782	0.58	9747	82.6157%	Fecal		CFU/100 mL	200	283.2	86400	-	2,825.0
5439000	11/25/2013	3.23	3.23	0.1782	0.58	9750	82.6411%	Fecal		CFU/100 mL	200	283.2	86400	-	2,816.3

Gage ID	Date	Discharge (CFS)	Gage Discharge (less Surrogate NPDES) (CFS)	Watershed Area Ratio	Calculated flow (CFS)	Rank	Flow Exceedance %	Parameter	Results	Units (mg or micro_gram	Limit/Standard	100mL/CF	sec/day	Actual Load (million colonies/day)	Allowable Load (million colonies/day)
5439000	10/16/2021	3.23	3.23	0.1782	0.58	9750	82.6411%	Fecal		CFU/100 mL	200	283.2	86400	-	2,816.3
5439000	7/25/2003	3.22	3.22	0.1782	0.57	9752	82.6581%	Fecal		CFU/100 mL	200	283.2	86400	-	2,807.6
5439000	7/22/2012	3.22	3.22	0.1782	0.57	9752	82.6581%	Fecal		CFU/100 mL	200	283.2	86400	-	2,807.6
5439000	12/20/2013	3.22	3.22	0.1782	0.57	9752	82.6581%	Fecal		CFU/100 mL	200	283.2	86400	-	2,807.6
5439000	8/6/2004	3.21	3.21	0.1782	0.57	9755	82.6835%	Fecal		CFU/100 mL	200	283.2	86400	-	2,798.8
5439000	9/25/1991	3.2	3.2	0.1782	0.57	9756	82.6920%	Fecal		CFU/100 mL	200	283.2	86400	-	2,790.1
5439000	9/28/1991	3.2	3.2	0.1782	0.57	9756	82.6920%	Fecal		CFU/100 mL	200	283.2	86400	-	2,790.1
5439000	10/13/1991	3.2	3.2	0.1782	0.57	9756	82.6920%	Fecal		CFU/100 mL	200	283.2	86400	-	2,790.1
5439000	10/15/1995	3.2	3.2	0.1782	0.57	9756	82.6920%	Fecal		CFU/100 mL	200	283.2	86400	-	2,790.1
5439000	10/13/1996	3.2	3.2	0.1782	0.57	9756	82.6920%	Fecal		CFU/100 mL	200	283.2	86400	-	2,790.1
5439000	7/23/1997	3.2	3.2	0.1782	0.57	9756	82.6920%	Fecal		CFU/100 mL	200	283.2	86400	-	2,790.1
5439000	8/27/1998	3.2	3.2	0.1782	0.57	9756	82.6920%	Fecal		CFU/100 mL	200	283.2	86400	-	2,790.1
5439000	9/29/1998	3.2	3.2	0.1782	0.57	9756	82.6920%	Fecal		CFU/100 mL	200	283.2	86400	-	2,790.1
5439000	8/27/1999	3.2	3.2	0.1782	0.57	9756	82.6920%	Fecal		CFU/100 mL	200	283.2	86400	-	2,790.1
5439000	11/14/1999	3.2	3.2	0.1782	0.57	9756	82.6920%	Fecal		CFU/100 mL	200	283.2	86400	-	2,790.1
5439000	11/25/1999	3.2	3.2	0.1782	0.57	9756	82.6920%	Fecal		CFU/100 mL	200	283.2	86400	-	2,790.1
5439000	12/25/1999	3.2	3.2	0.1782	0.57	9756	82.6920%	Fecal		CFU/100 mL	200	283.2	86400	-	2,790.1
5439000	12/28/1999	3.2	3.2	0.1782	0.57	9756	82.6920%	Fecal		CFU/100 mL	200	283.2	86400	-	2,790.1
5439000	12/31/1999	3.2	3.2	0.1782	0.57	9756	82.6920%	Fecal		CFU/100 mL	200	283.2	86400	-	2,790.1
5439000	1/1/2000	3.2	3.2	0.1782	0.57	9756	82.6920%	Fecal		CFU/100 mL	200	283.2	86400	-	2,790.1
5439000	1/2/2000	3.2	3.2	0.1782	0.57	9756	82.6920%	Fecal		CFU/100 mL	200	283.2	86400	-	2,790.1
5439000	4/27/2003	3.2	3.2	0.1782	0.57	9756	82.6920%	Fecal		CFU/100 mL	200	283.2	86400	-	2,790.1
5439000	8/29/2004	3.2	3.2	0.1782	0.57	9756	82.6920%	Fecal		CFU/100 mL	200	283.2	86400	-	2,790.1
5439000	9/28/2009	3.2	3.2	0.1782	0.57	9756	82.6920%	Fecal		CFU/100 mL	200	283.2	86400	-	2,790.1
5439000	11/23/2013	3.2	3.2	0.1782	0.57	9756	82.6920%	Fecal		CFU/100 mL	200	283.2	86400	-	2,790.1
5439000	9/26/2018	3.2	3.2	0.1782	0.57	9756	82.6920%	Fecal		CFU/100 mL	200	283.2	86400	-	2,790.1
5439000	11/5/2006	3.19	3.19	0.1782	0.57	9777	82.8700%	Fecal		CFU/100 mL	200	283.2	86400	-	2,781.4
5439000	8/14/2016	3.19	3.19	0.1782	0.57	9777	82.8700%	Fecal		CFU/100 mL	200	283.2	86400	-	2,781.4
5439000	9/14/2015	3.18	3.18	0.1782	0.57	9779	82.8869%	Fecal		CFU/100 mL	200	283.2	86400	-	2,772.7
5439000	8/18/2021	3.18	3.18	0.1782	0.57	9779	82.8869%	Fecal		CFU/100 mL	200	283.2	86400	-	2,772.7
5439000	11/24/2006	3.17	3.17	0.1782	0.56	9781	82.9039%	Fecal		CFU/100 mL	200	283.2	86400	-	2,764.0
5439000	12/3/2010	3.17	3.17	0.1782	0.56	9781	82.9039%	Fecal		CFU/100 mL	200	283.2	86400	-	2,764.0
5439000	8/24/2015	3.17	3.17	0.1782	0.56	9781	82.9039%	Fecal		CFU/100 mL	200	283.2	86400	-	2,764.0
5439000	9/20/2020	3.17	3.17	0.1782	0.56	9781	82.9039%	Fecal		CFU/100 mL	200	283.2	86400	-	2,764.0
5439000	12/14/2010	3.16	3.16	0.1782	0.56	9785	82.9378%	Fecal		CFU/100 mL	200	283.2	86400	-	2,755.2
5439000	9/1/2011	3.15	3.15	0.1782	0.56	9786	82.9463%	Fecal		CFU/100 mL	200	283.2	86400	-	2,746.5
5439000	11/12/2002	3.14	3.14	0.1782	0.56	9787	82.9547%	Fecal		CFU/100 mL	200	283.2	86400	-	2,737.8
5439000	6/27/2005	3.14	3.14	0.1782	0.56	9787	82.9547%	Fecal		CFU/100 mL	200	283.2	86400	-	2,737.8
5439000	9/9/2010	3.14	3.14	0.1782	0.56	9787	82.9547%	Fecal		CFU/100 mL	200	283.2	86400	-	2,737.8
5439000	8/23/2016	3.14	3.14	0.1782	0.56	9787	82.9547%	Fecal		CFU/100 mL	200	283.2	86400	-	2,737.8
5439000	8/31/2019	3.14	3.14	0.1782	0.56	9787	82.9547%	Fecal		CFU/100 mL	200	283.2	86400	-	2,737.8
5439000	12/23/2012	3.13	3.13	0.1782	0.56	9792	82.9971%	Fecal		CFU/100 mL	200	283.2	86400	-	2,729.1
5439000	10/11/2014	3.13	3.13	0.1782	0.56	9792	82.9971%	Fecal		CFU/100 mL	200	283.2	86400	-	2,729.1
5439000	8/23/2019	3.13	3.13	0.1782	0.56	9792	82.9971%	Fecal		CFU/100 mL	200	283.2	86400	-	2,729.1
5439000	9/2/2020	3.12	3.12	0.1782	0.56	9795	83.0225%	Fecal		CFU/100 mL	200	283.2	86400	-	2,720.4
5439000	10/1/1990	3.1	3.1	0.1782	0.55	9796	83.0310%	Fecal		CFU/100 mL	200	283.2	86400	-	2,702.9
5439000	8/19/1991	3.1	3.1	0.1782	0.55	9796	83.0310%	Fecal		CFU/100 mL	200	283.2	86400	-	2,702.9
5439000	9/10/1991	3.1	3.1	0.1782	0.55	9796	83.0310%	Fecal		CFU/100 mL	200	283.2	86400	-	2,702.9
5439000	10/12/1991	3.1	3.1	0.1782	0.55	9796	83.0310%	Fecal		CFU/100 mL	200	283.2	86400	-	2,702.9
5439000	8/14/1992	3.1	3.1	0.1782	0.55	9796	83.0310%	Fecal		CFU/100 mL	200	283.2	86400	-	2,702.9
5439000	10/25/1995	3.1	3.1	0.1782	0.55	9796	83.0310%	Fecal		CFU/100 mL	200	283.2	86400	-	2,702.9
5439000	11/13/1996	3.1	3.1	0.1782	0.55	9796	83.0310%	Fecal		CFU/100 mL	200	283.2	86400	-	2,702.9
5439000	11/20/1996	3.1	3.1	0.1782	0.55	9796	83.0310%	Fecal		CFU/100 mL	200	283.2	86400	-	2,702.9
5439000	8/20/1997	3.1	3.1	0.1782	0.55	9796	83.0310%	Fecal		CFU/100 mL	200	283.2	86400	-	2,702.9
5439000	11/2/1997	3.1	3.1	0.1782	0.55	9796	83.0310%	Fecal		CFU/100 mL	200	283.2	86400	-	2,702.9
5439000	11/29/1997	3.1	3.1	0.1782	0.55	9796	83.0310%	Fecal		CFU/100 mL	200	283.2	86400	-	2,702.9
5439000	11/30/1997	3.1	3.1	0.1782	0.55	9796	83.0310%	Fecal		CFU/100 mL	200	283.2	86400	-	2,702.9
5439000	10/11/1998	3.1	3.1	0.1782	0.55	9796	83.0310%	Fecal		CFU/100 mL	200	283.2	86400	-	2,702.9
5439000	11/28/1999	3.1	3.1	0.1782	0.55	9796	83.0310%	Fecal		CFU/100 mL	200	283.2	86400	-	2,702.9
5439000	12/29/1999	3.1	3.1	0.1782	0.55	9796	83.0310%	Fecal		CFU/100 mL	200	283.2	86400	-	2,702.9
5439000	12/30/1999	3.1	3.1	0.1782	0.55	9796	83.0310%	Fecal		CFU/100 mL	200	283.2	86400	-	2,702.9
5439000	12/4/2010	3.1	3.1	0.1782	0.55	9796	83.0310%	Fecal		CFU/100 mL	200	283.2	86400	-	2,702.9
5439000	9/5/2015	3.1	3.1	0.1782	0.55	9796	83.0310%	Fecal		CFU/100 mL	200	283.2	86400	-	2,702.9
5439000	8/6/2018	3.1	3.1	0.1782	0.55	9796	83.0310%	Fecal		CFU/100 mL	200	283.2	86400	-	2,702.9
5439000	1/16/2004	3.09	3.09	0.1782	0.55	9815	83.1921%	Fecal		CFU/100 mL	200	283.2	86400	-	2,694.2
5439000	7/24/2006	3.09	3.09	0.1782	0.55	9815	83.1921%	Fecal		CFU/100 mL	200	283.2	86400	-	2,694.2
5439000	10/9/2014	3.09	3.09	0.1782	0.55	9815	83.1921%	Fecal		CFU/100 mL	200	283.2	86400	-	2,694.2
5439000	12/8/2021	3.08	3.08	0.1782	0.55	9818	83.2175%	Fecal		CFU/100 mL	200	283.2	86400	-	2,685.5
5439000	1/10/2004	3.07	3.07	0.1782	0.55	9819	83.2260%	Fecal		CFU/100 mL	200	283.2	86400	-	2,676.8
5439000	10/29/2010	3.07	3.07	0.1782	0.55	9819	83.2260%	Fecal		CFU/100 mL	200	283.2	86400	-	2,676.8
5439000	9/26/2015	3.07	3.07	0.1782	0.55	9819	83.2260%	Fecal		CFU/100 mL	200	283.2	86400	-	2,676.8
5439000	9/14/2016	3.06	3.06	0.1782	0.55	9822	83.2514%	Fecal		CFU/100 mL	200	283.2	86400	-	2,668.1
5439000	9/19/2009	3.05	3.05	0.1782	0.54	9823	83.2599%	Fecal		CFU/100 mL	200	283.2	86400	-	2,659.3
5439000	9/21/2020	3.05	3.05	0.1782	0.54	9823	83.2599%	Fecal		CFU/100 mL	200	283.2	86400	-	2,659.3
5439000	9/1/1994	3.04	3.04	0.1782	0.54	9825	83.2768%	Fecal		CFU/100 mL	200	283.2	86400	-	2,650.6
5439000	9/10/2010	3.04	3.04	0.1782	0.54	9825	83.2768%	Fecal		CFU/100 mL	200	283.2	86400	-	2,650.6
5439000	8/13/2020	3.03	3.03	0.1782	0.54	9827	83.2938%	Fecal		CFU/100 mL	200	283.2	86400	-	2,641.9
5439000	2/4/2006	3.02	3.02	0.1782	0.54	9828	83.3023%	Fecal		CFU/100 mL	200	283.2	86400	-	2,633.2
5439000	12/23/2013	3.02	3.02	0.1782	0.54	9828	83.3023%	Fecal		CFU/100 mL	200	283.2	86400	-	2,633.2
5439000	8/19/2021	3.02	3.02	0.1782	0.54	9828	83.3023%	Fecal		CFU/100 mL	200	283.2	86400	-	2,633.2
5439000	9/28/1990	3	3	0.1782	0.53	9831	83.3277%	Fecal		CFU/100 mL	200	283.2	86400	-	2,615.7
5439000	9/29/1990	3	3	0.1782	0.53	9831	83.3277%	Fecal		CFU/100 mL	200	283.2	86400	-	2,615.7
5439000	10/2/1990	3	3	0.1782	0.53	9831	83.3277%	Fecal		CFU/100 mL	200	283.2	86400	-	2,615.7
5439000	8/6/1991	3	3	0.1782	0.53	9831	83.3277%	Fecal		CFU/100 mL	200	283.2	86400	-	2,615.7
5439000	9/7/1991	3	3	0.1782	0.53	9831	83.3277%	Fecal		CFU/100 mL	200	283.2	86400	-	2,615.7
5439000	9/19/1991	3	3	0.1782	0.53	9831	83.3277%	Fecal		CFU/100 mL	200	283.2	86400	-	2,615.7
5439000	9/22/1991	3	3	0.1782	0.53	9831	83.3277%	Fecal		CFU/100 mL	200	283.2	86400	-	2,615.7
5439000	10/20/1991	3	3	0.1782	0.53	9831	83.3277%	Fecal		CFU/100 mL	200	283.2	86400	-	2,615.7
5439000	10/21/1991	3	3	0.1782	0.53	9831	83.3277%	Fecal		CFU/100 mL	200	283.2	86400	-	2,615.7
5439000	10/1/1995	3	3	0.1782	0.53	9831	83.3277%	Fecal		CFU/100 mL	200	283.2	86400	-	2,615.7
5439000	8/2/1998	3	3	0.1782	0.53	9831	83.3277%	Fecal		CFU/100 mL	200	283.2	86400	-	2,615.7
5439000	11/22/1999	3	3	0.1782	0.53	9831	83.3277%	Fecal		CFU/100 mL	200	283.2	86400	-	2,615.7
5439000	8/28/2000	3	3	0.1782	0.53	9831	83.3277%	Fecal		CFU/100 mL	200	283.2	86400	-	2,615.7
5439000	8/18/2001	3	3	0.1782	0.53	9831	83.3277%	Fecal		CFU/100 mL	200	283.2	86400	-	2,615.7
5439000	7/21/2005	3	3	0.1782	0.53	9831	83.3277%	Fecal		CFU/100 mL	200	283.2	86400	-	2,615.7
5439000	8/17/2011	3	3	0.1782	0.53	9831	83.3277%	Fecal		CFU/100 mL	200	283.2	86400	-	2,615.7
5439000	8/25/2018	3	3	0.1782	0.53	9831	83.3277%	Fecal		CFU/100 mL	200	283.2	86400	-	2,615.7
5439000	3/26/2003	2.99	2.99	0.1782	0.53	9848	83.4718%	Fecal		CFU/100 mL	200	283.2	86400	-	2,607.0
5439000	7/27/2005	2.99	2.99	0.1782	0.53	9848	83.4718%	Fecal		CFU/100 mL	200	283.2	86400	-	2,607.0
5439000	3/30/2003	2.98	2.98	0.1782	0.53	9850	83.4887%	Fecal		CFU/100 mL	200	283.2	86400	-	2,598.3
5439000	11/8/2006	2.98	2.98	0.1782	0.53	9850	83.4887%	Fecal		CFU/100 mL	200	283.2	86400	-	2,598.3
5439000	9/17/2009	2.98	2.98	0.1782	0.53	9850	83.4887%	Fecal		CFU/100 mL	200	283.2	86400	-	2,598.3
5439000	1/10/2013	2.98	2.98	0.1782	0.53	9850	83.4887%	Fecal		CFU/100 mL	200	283.2	86400	-	2,598.3
5439000	10/10/2014	2.98	2.98	0.1782	0.53	9850	83.4887%	Fecal		CFU/100 mL	200	283.2	86400	-	2,598.3
5439000	11/6/2006	2.97	2.97	0.1782	0.53	9855	83.5311%	Fecal		CFU/100 mL	200	283.2	86400	-	2,589.6
5439000	11/7/2006	2.97	2.97	0.1782	0.53	9855	83.5311%	Fecal		CFU/100 mL	200	283.2	86400	-	2,589.6
5439000	8/12/2018	2.97	2.97	0.1782	0.53	9855	83.5311%	Fecal		CFU/100 mL	200	283.2	86400	-	2,589.6
5439000	8/12/2004	2.96	2.96	0.1782	0.53	9858	83.5565%	Fecal		CFU/100 mL	200	283.2	86400	-	2,580.9
5439000	7/2/2005	2.96	2.96	0.1782	0.53	9858	83.5565%	Fecal		CFU/100 mL	200	283.2	86400	-	2,580.9
5439000	11/21/2006	2.95	2.95	0.1782	0.53	9860	83.5735%	Fecal		CFU/100 mL	200	283.2	86400	-	2,572.1
5439000	9/22/2014	2.95	2.95	0.1782	0.53	9860	83.5735%	Fecal		CFU/100 mL	200	283.2	86400	-	2,572.1
5439000	8/11/2004	2.94	2.94	0.1782	0.52	9862	83.5904%	Fecal		CFU/100 mL	200	283.2	86400	-	2,563.4
5439000	11/8/2004	2.93	2.93	0.1782	0.52	9863	83.5989%	Fecal		CFU/100 mL	200	283.2	86400	-	2,554.7
5439000	7/6/2005	2.93	2.93	0.1782	0.52	9863	83.5989%	Fecal		CFU/100 mL	200	283.2	86400	-	2,554.7
5439000	10/12/2010	2.93	2.93	0.1782	0.52	9863	83.5989%	Fecal		CFU/100 mL	200	283.2	86400	-	2,554.7
5439000	1/10/2014	2.93	2.93	0.1782	0.52	9863	83.5989%	Fecal		CFU/100 mL	200	283.2	86400	-	2,554.7
5439000	9/20/2014	2.93	2.93	0.1782	0.52	9863	83.5989%	Fecal		CFU/100 mL	200	283.2	86400	-	2,554.7
5439000	9/3/1994	2.92	2.92	0.1782	0.52	9868	83.6413%	Fecal		CFU/100 mL	200	283.2	86400	-	2,546.0
5439000	7/19/2002	2.92	2.92	0.1782	0.52	9868	83.6413%	Fecal		CFU/100 mL	200	283.2	86400	-	2,546.0
5439000	11/6/2002	2.91	2.91	0.1782	0.52	9870	83.6582%	Fecal		CFU/100 mL	200	283.2	86400	-	2,537.3
5439000	9/4/2011	2.91	2.91	0.1782	0.52	9870	83.6582%	Fecal		CFU/100 mL	200	283.2	86400	-	2,537.3
5439000	9/20/2018	2.91	2.91	0.1782	0.52	9870	83.6582%	Fecal		CFU/100 mL	200	283.2	86400	-	2,537.3
5439000	9/30/1990	2.9	2.9	0.1782	0.52	9873	83.6837%	Fecal		CFU/100 mL	200	283.2	86400	-	2,528.5
5439000	10/23/1991	2.9	2.9	0.1782	0.52	9873	83.6837%	Fecal		CFU/100 mL	200	283.2	86400	-	2,528.5
5439000	8/15/1992	2.9	2.9	0.1782	0.52	9873	83.6837%	Fecal		CFU/100 mL	200	283.2	86400	-	2,528.5

Gage ID	Date	Discharge (CFS)	Gage Discharge (less Surrogate NPDES) (CFS)	Watershed Area Ratio	Calculated flow (CFS)	Rank	Flow Exceedance %	Parameter	Results	Units (mg or micro_gram	Limit/Standard	100mL/CF	sec/day	Actual Load (million colonies/day)	Allowable Load (million colonies/day)
5439000	8/29/1992	2.9	2.9	0.1782	0.52	9873	83.6837%	Fecal		CFU/100 mL	200	283.2	86400	-	2,528.5
5439000	10/17/1995	2.9	2.9	0.1782	0.52	9873	83.6837%	Fecal		CFU/100 mL	200	283.2	86400	-	2,528.5
5439000	10/11/1996	2.9	2.9	0.1782	0.52	9873	83.6837%	Fecal		CFU/100 mL	200	283.2	86400	-	2,528.5
5439000	10/12/1996	2.9	2.9	0.1782	0.52	9873	83.6837%	Fecal		CFU/100 mL	200	283.2	86400	-	2,528.5
5439000	11/14/1996	2.9	2.9	0.1782	0.52	9873	83.6837%	Fecal		CFU/100 mL	200	283.2	86400	-	2,528.5
5439000	11/15/1996	2.9	2.9	0.1782	0.52	9873	83.6837%	Fecal		CFU/100 mL	200	283.2	86400	-	2,528.5
5439000	11/16/1996	2.9	2.9	0.1782	0.52	9873	83.6837%	Fecal		CFU/100 mL	200	283.2	86400	-	2,528.5
5439000	11/29/1996	2.9	2.9	0.1782	0.52	9873	83.6837%	Fecal		CFU/100 mL	200	283.2	86400	-	2,528.5
5439000	10/1/1998	2.9	2.9	0.1782	0.52	9873	83.6837%	Fecal		CFU/100 mL	200	283.2	86400	-	2,528.5
5439000	11/21/1999	2.9	2.9	0.1782	0.52	9873	83.6837%	Fecal		CFU/100 mL	200	283.2	86400	-	2,528.5
5439000	7/20/2001	2.9	2.9	0.1782	0.52	9873	83.6837%	Fecal		CFU/100 mL	200	283.2	86400	-	2,528.5
5439000	1/4/2004	2.9	2.9	0.1782	0.52	9873	83.6837%	Fecal		CFU/100 mL	200	283.2	86400	-	2,528.5
5439000	8/19/2005	2.9	2.9	0.1782	0.52	9873	83.6837%	Fecal		CFU/100 mL	200	283.2	86400	-	2,528.5
5439000	8/26/2013	2.89	2.89	0.1782	0.51	9889	83.8193%	Fecal		CFU/100 mL	200	283.2	86400	-	2,519.8
5439000	8/21/2018	2.89	2.89	0.1782	0.51	9889	83.8193%	Fecal		CFU/100 mL	200	283.2	86400	-	2,519.8
5439000	8/3/2003	2.88	2.88	0.1782	0.51	9891	83.8362%	Fecal		CFU/100 mL	200	283.2	86400	-	2,511.1
5439000	8/9/2019	2.88	2.88	0.1782	0.51	9891	83.8362%	Fecal		CFU/100 mL	200	283.2	86400	-	2,511.1
5439000	11/9/2006	2.86	2.86	0.1782	0.51	9893	83.8532%	Fecal		CFU/100 mL	200	283.2	86400	-	2,493.7
5439000	7/28/2003	2.85	2.85	0.1782	0.51	9894	83.8617%	Fecal		CFU/100 mL	200	283.2	86400	-	2,484.9
5439000	9/15/2015	2.85	2.85	0.1782	0.51	9894	83.8617%	Fecal		CFU/100 mL	200	283.2	86400	-	2,484.9
5439000	8/20/2021	2.85	2.85	0.1782	0.51	9894	83.8617%	Fecal		CFU/100 mL	200	283.2	86400	-	2,484.9
5439000	11/11/2002	2.84	2.84	0.1782	0.51	9897	83.8871%	Fecal		CFU/100 mL	200	283.2	86400	-	2,476.2
5439000	8/28/2004	2.84	2.84	0.1782	0.51	9897	83.8871%	Fecal		CFU/100 mL	200	283.2	86400	-	2,476.2
5439000	12/7/2021	2.84	2.84	0.1782	0.51	9897	83.8871%	Fecal		CFU/100 mL	200	283.2	86400	-	2,476.2
5439000	10/1/2001	2.83	2.83	0.1782	0.50	9900	83.9125%	Fecal		CFU/100 mL	200	283.2	86400	-	2,467.5
5439000	11/10/2002	2.83	2.83	0.1782	0.50	9900	83.9125%	Fecal		CFU/100 mL	200	283.2	86400	-	2,467.5
5439000	6/28/2005	2.83	2.83	0.1782	0.50	9900	83.9125%	Fecal		CFU/100 mL	200	283.2	86400	-	2,467.5
5439000	7/4/2012	2.83	2.83	0.1782	0.50	9900	83.9125%	Fecal		CFU/100 mL	200	283.2	86400	-	2,467.5
5439000	1/15/2013	2.83	2.83	0.1782	0.50	9900	83.9125%	Fecal		CFU/100 mL	200	283.2	86400	-	2,467.5
5439000	9/17/2015	2.83	2.83	0.1782	0.50	9900	83.9125%	Fecal		CFU/100 mL	200	283.2	86400	-	2,467.5
5439000	8/16/2020	2.83	2.83	0.1782	0.50	9900	83.9125%	Fecal		CFU/100 mL	200	283.2	86400	-	2,467.5
5439000	11/13/2013	2.82	2.82	0.1782	0.50	9907	83.9719%	Fecal		CFU/100 mL	200	283.2	86400	-	2,458.8
5439000	9/29/2020	2.82	2.82	0.1782	0.50	9907	83.9719%	Fecal		CFU/100 mL	200	283.2	86400	-	2,458.8
5439000	12/22/2013	2.81	2.81	0.1782	0.50	9909	83.9888%	Fecal		CFU/100 mL	200	283.2	86400	-	2,450.1
5439000	8/24/2020	2.81	2.81	0.1782	0.50	9909	83.9888%	Fecal		CFU/100 mL	200	283.2	86400	-	2,450.1
5439000	8/5/1991	2.8	2.8	0.1782	0.50	9911	84.0058%	Fecal		CFU/100 mL	200	283.2	86400	-	2,441.4
5439000	9/20/1991	2.8	2.8	0.1782	0.50	9911	84.0058%	Fecal		CFU/100 mL	200	283.2	86400	-	2,441.4
5439000	8/23/1995	2.8	2.8	0.1782	0.50	9911	84.0058%	Fecal		CFU/100 mL	200	283.2	86400	-	2,441.4
5439000	10/21/1995	2.8	2.8	0.1782	0.50	9911	84.0058%	Fecal		CFU/100 mL	200	283.2	86400	-	2,441.4
5439000	2/2/1996	2.8	2.8	0.1782	0.50	9911	84.0058%	Fecal		CFU/100 mL	200	283.2	86400	-	2,441.4
5439000	10/14/1996	2.8	2.8	0.1782	0.50	9911	84.0058%	Fecal		CFU/100 mL	200	283.2	86400	-	2,441.4
5439000	11/27/1996	2.8	2.8	0.1782	0.50	9911	84.0058%	Fecal		CFU/100 mL	200	283.2	86400	-	2,441.4
5439000	8/31/1998	2.8	2.8	0.1782	0.50	9911	84.0058%	Fecal		CFU/100 mL	200	283.2	86400	-	2,441.4
5439000	11/29/1999	2.8	2.8	0.1782	0.50	9911	84.0058%	Fecal		CFU/100 mL	200	283.2	86400	-	2,441.4
5439000	8/27/2000	2.8	2.8	0.1782	0.50	9911	84.0058%	Fecal		CFU/100 mL	200	283.2	86400	-	2,441.4
5439000	10/13/2013	2.8	2.8	0.1782	0.50	9911	84.0058%	Fecal		CFU/100 mL	200	283.2	86400	-	2,441.4
5439000	9/22/2020	2.8	2.8	0.1782	0.50	9911	84.0058%	Fecal		CFU/100 mL	200	283.2	86400	-	2,441.4
5439000	4/1/2003	2.79	2.79	0.1782	0.50	9923	84.1075%	Fecal		CFU/100 mL	200	283.2	86400	-	2,432.6
5439000	12/5/2003	2.79	2.79	0.1782	0.50	9923	84.1075%	Fecal		CFU/100 mL	200	283.2	86400	-	2,432.6
5439000	8/6/2013	2.79	2.79	0.1782	0.50	9923	84.1075%	Fecal		CFU/100 mL	200	283.2	86400	-	2,432.6
5439000	11/21/2003	2.78	2.78	0.1782	0.50	9926	84.1329%	Fecal		CFU/100 mL	200	283.2	86400	-	2,423.9
5439000	7/28/2004	2.78	2.78	0.1782	0.50	9926	84.1329%	Fecal		CFU/100 mL	200	283.2	86400	-	2,423.9
5439000	9/24/2010	2.78	2.78	0.1782	0.50	9926	84.1329%	Fecal		CFU/100 mL	200	283.2	86400	-	2,423.9
5439000	12/5/2010	2.78	2.78	0.1782	0.50	9926	84.1329%	Fecal		CFU/100 mL	200	283.2	86400	-	2,423.9
5439000	8/11/2016	2.78	2.78	0.1782	0.50	9926	84.1329%	Fecal		CFU/100 mL	200	283.2	86400	-	2,423.9
5439000	8/13/2018	2.78	2.78	0.1782	0.50	9926	84.1329%	Fecal		CFU/100 mL	200	283.2	86400	-	2,423.9
5439000	8/19/2018	2.78	2.78	0.1782	0.50	9926	84.1329%	Fecal		CFU/100 mL	200	283.2	86400	-	2,423.9
5439000	8/17/2018	2.75	2.75	0.1782	0.49	9933	84.1922%	Fecal		CFU/100 mL	200	283.2	86400	-	2,397.8
5439000	8/16/2018	2.74	2.74	0.1782	0.49	9934	84.2007%	Fecal		CFU/100 mL	200	283.2	86400	-	2,389.0
5439000	8/18/2018	2.74	2.74	0.1782	0.49	9934	84.2007%	Fecal		CFU/100 mL	200	283.2	86400	-	2,389.0
5439000	11/7/2002	2.73	2.73	0.1782	0.49	9936	84.2177%	Fecal		CFU/100 mL	200	283.2	86400	-	2,380.3
5439000	9/3/2011	2.73	2.73	0.1782	0.49	9936	84.2177%	Fecal		CFU/100 mL	200	283.2	86400	-	2,380.3
5439000	7/18/2006	2.72	2.72	0.1782	0.48	9938	84.2346%	Fecal		CFU/100 mL	200	283.2	86400	-	2,371.6
5439000	9/10/2008	2.72	2.72	0.1782	0.48	9938	84.2346%	Fecal		CFU/100 mL	200	283.2	86400	-	2,371.6
5439000	9/27/2015	2.72	2.72	0.1782	0.48	9938	84.2346%	Fecal		CFU/100 mL	200	283.2	86400	-	2,371.6
5439000	1/4/2006	2.71	2.71	0.1782	0.48	9941	84.2600%	Fecal		CFU/100 mL	200	283.2	86400	-	2,362.9
5439000	8/20/2018	2.71	2.71	0.1782	0.48	9941	84.2600%	Fecal		CFU/100 mL	200	283.2	86400	-	2,362.9
5439000	9/14/2018	2.71	2.71	0.1782	0.48	9941	84.2600%	Fecal		CFU/100 mL	200	283.2	86400	-	2,362.9
5439000	7/31/1991	2.7	2.7	0.1782	0.48	9944	84.2855%	Fecal		CFU/100 mL	200	283.2	86400	-	2,354.2
5439000	8/4/1991	2.7	2.7	0.1782	0.48	9944	84.2855%	Fecal		CFU/100 mL	200	283.2	86400	-	2,354.2
5439000	8/20/1991	2.7	2.7	0.1782	0.48	9944	84.2855%	Fecal		CFU/100 mL	200	283.2	86400	-	2,354.2
5439000	10/15/1991	2.7	2.7	0.1782	0.48	9944	84.2855%	Fecal		CFU/100 mL	200	283.2	86400	-	2,354.2
5439000	10/22/1991	2.7	2.7	0.1782	0.48	9944	84.2855%	Fecal		CFU/100 mL	200	283.2	86400	-	2,354.2
5439000	9/6/1992	2.7	2.7	0.1782	0.48	9944	84.2855%	Fecal		CFU/100 mL	200	283.2	86400	-	2,354.2
5439000	9/7/1992	2.7	2.7	0.1782	0.48	9944	84.2855%	Fecal		CFU/100 mL	200	283.2	86400	-	2,354.2
5439000	10/22/1995	2.7	2.7	0.1782	0.48	9944	84.2855%	Fecal		CFU/100 mL	200	283.2	86400	-	2,354.2
5439000	10/26/1995	2.7	2.7	0.1782	0.48	9944	84.2855%	Fecal		CFU/100 mL	200	283.2	86400	-	2,354.2
5439000	10/10/1996	2.7	2.7	0.1782	0.48	9944	84.2855%	Fecal		CFU/100 mL	200	283.2	86400	-	2,354.2
5439000	10/26/1996	2.7	2.7	0.1782	0.48	9944	84.2855%	Fecal		CFU/100 mL	200	283.2	86400	-	2,354.2
5439000	10/27/1996	2.7	2.7	0.1782	0.48	9944	84.2855%	Fecal		CFU/100 mL	200	283.2	86400	-	2,354.2
5439000	11/25/1996	2.7	2.7	0.1782	0.48	9944	84.2855%	Fecal		CFU/100 mL	200	283.2	86400	-	2,354.2
5439000	1/17/2004	2.7	2.7	0.1782	0.48	9944	84.2855%	Fecal		CFU/100 mL	200	283.2	86400	-	2,354.2
5439000	9/2/1994	2.69	2.69	0.1782	0.48	9958	84.4041%	Fecal		CFU/100 mL	200	283.2	86400	-	2,345.4
5439000	11/24/2004	2.69	2.69	0.1782	0.48	9958	84.4041%	Fecal		CFU/100 mL	200	283.2	86400	-	2,345.4
5439000	11/29/2005	2.69	2.69	0.1782	0.48	9958	84.4041%	Fecal		CFU/100 mL	200	283.2	86400	-	2,345.4
5439000	11/22/2006	2.69	2.69	0.1782	0.48	9958	84.4041%	Fecal		CFU/100 mL	200	283.2	86400	-	2,345.4
5439000	9/18/2009	2.69	2.69	0.1782	0.48	9958	84.4041%	Fecal		CFU/100 mL	200	283.2	86400	-	2,345.4
5439000	10/12/2014	2.69	2.69	0.1782	0.48	9958	84.4041%	Fecal		CFU/100 mL	200	283.2	86400	-	2,345.4
5439000	8/29/2002	2.68	2.68	0.1782	0.48	9964	84.4550%	Fecal		CFU/100 mL	200	283.2	86400	-	2,336.7
5439000	11/7/2004	2.68	2.68	0.1782	0.48	9964	84.4550%	Fecal		CFU/100 mL	200	283.2	86400	-	2,336.7
5439000	9/23/2014	2.68	2.68	0.1782	0.48	9964	84.4550%	Fecal		CFU/100 mL	200	283.2	86400	-	2,336.7
5439000	8/14/2018	2.68	2.68	0.1782	0.48	9964	84.4550%	Fecal		CFU/100 mL	200	283.2	86400	-	2,336.7
5439000	10/6/2002	2.67	2.67	0.1782	0.48	9968	84.4889%	Fecal		CFU/100 mL	200	283.2	86400	-	2,328.0
5439000	10/17/2021	2.67	2.67	0.1782	0.48	9968	84.4889%	Fecal		CFU/100 mL	200	283.2	86400	-	2,328.0
5439000	7/17/2002	2.65	2.65	0.1782	0.47	9970	84.5058%	Fecal		CFU/100 mL	200	283.2	86400	-	2,310.6
5439000	8/6/2012	2.65	2.65	0.1782	0.47	9970	84.5058%	Fecal		CFU/100 mL	200	283.2	86400	-	2,310.6
5439000	9/16/2013	2.65	2.65	0.1782	0.47	9970	84.5058%	Fecal		CFU/100 mL	200	283.2	86400	-	2,310.6
5439000	9/6/1994	2.64	2.64	0.1782	0.47	9973	84.5313%	Fecal		CFU/100 mL	200	283.2	86400	-	2,301.8
5439000	8/21/2021	2.64	2.64	0.1782	0.47	9973	84.5313%	Fecal		CFU/100 mL	200	283.2	86400	-	2,301.8
5439000	11/21/2004	2.63	2.63	0.1782	0.47	9975	84.5482%	Fecal		CFU/100 mL	200	283.2	86400	-	2,293.1
5439000	7/20/2005	2.63	2.63	0.1782	0.47	9975	84.5482%	Fecal		CFU/100 mL	200	283.2	86400	-	2,293.1
5439000	9/29/2009	2.62	2.62	0.1782	0.47	9977	84.5652%	Fecal		CFU/100 mL	200	283.2	86400	-	2,284.4
5439000	9/28/2015	2.62	2.62	0.1782	0.47	9977	84.5652%	Fecal		CFU/100 mL	200	283.2	86400	-	2,284.4
5439000	8/15/2016	2.62	2.62	0.1782	0.47	9977	84.5652%	Fecal		CFU/100 mL	200	283.2	86400	-	2,284.4
5439000	8/16/1992	2.6	2.6	0.1782	0.46	9980	84.5906%	Fecal		CFU/100 mL	200	283.2	86400	-	2,267.0
5439000	8/7/1994	2.6	2.6	0.1782	0.46	9980	84.5906%	Fecal		CFU/100 mL	200	283.2	86400	-	2,267.0
5439000	10/9/1996	2.6	2.6	0.1782	0.46	9980	84.5906%	Fecal		CFU/100 mL	200	283.2	86400	-	2,267.0
5439000	11/7/1997	2.6	2.6	0.1782	0.46	9980	84.5906%	Fecal		CFU/100 mL	200	283.2	86400	-	2,267.0
5439000	12/25/1997	2.6	2.6	0.1782	0.46	9980	84.5906%	Fecal		CFU/100 mL	200	283.2	86400	-	2,267.0
5439000	9/7/1998	2.6	2.6	0.1782	0.46	9980	84.5906%	Fecal		CFU/100 mL	200	283.2	86400	-	2,267.0
5439000	10/12/1998	2.6	2.6	0.1782	0.46	9980	84.5906%	Fecal		CFU/100 mL	200	283.2	86400	-	2,267.0
5439000	12/2/1999	2.6	2.6	0.1782	0.46	9980	84.5906%	Fecal		CFU/100 mL	200	283.2	86400	-	2,267.0
5439000	7/17/2001	2.6	2.6	0.1782	0.46	9980	84.5906%	Fecal		CFU/100 mL	200	283.2	86400	-	2,267.0
5439000	10/4/2013	2.6	2.6	0.1782	0.46	9980	84.5906%	Fecal		CFU/100 mL	200	283.2	86400	-	2,267.0
5439000	8/24/2019	2.6	2.6	0.1782	0.46	9980	84.5906%	Fecal		CFU/100 mL	200	283.2	86400	-	2,267.0
5439000	8/14/2020	2.6	2.6	0.1782	0.46	9980	84.5906%	Fecal		CFU/100 mL	200	283.2	86400	-	2,267.0
5439000	8/4/2003	2.59	2.59	0.1782	0.46	9992	84.6923%	Fecal		CFU/100 mL	200	283.2	86400	-	2,258.3
5439000	11/23/2006	2.59	2.59	0.1782	0.46	9992	84.6923%	Fecal		CFU/100 mL	200	283.2	86400	-	2,258.3
5439000	7/10/2012	2.59	2.59	0.1782	0.46	9992	84.6923%	Fecal		CFU/100 mL	200	283.2	86400	-	2,258.3
5439000	8/25/2020	2.59	2.59	0.1782	0.46	9992	84.6923%	Fecal		CFU/100 mL	200	283.2	86400	-	2,258.3
5439000	11/9/2002	2.58	2.58	0.1782	0.46	9996	84.7262%	Fecal		CFU/100 mL	200	283.2	86400	-	2,249.5
5439000	8/26/2020	2.58	2.58	0.1782	0.46	9996	84.7262%	Fecal		CFU/100 mL	200	283.2	86400	-	2,249.5
5439000	10/6/2013	2.57	2.57	0.1782	0.46	9998	84.7432%	Fecal		CFU/100 mL	200	283.2	86400	-	2,240.8
5439000	8/25/2021	2.57	2.57	0.1782	0.46	9998	84.7432%	Fecal		CFU/100 mL	200	283.2	86400	-	2,240.8
5439000	10/2/2001	2.56	2.56	0.1782	0.46	10000	84.7601%	Fecal		CFU/100 mL	200	283.2	86400	-	2,232.1

Gage ID	Date	Discharge (CFS)	Gage Discharge (less Surrogate NPDES) (CFS)	Watershed Area Ratio	Calculated flow (CFS)	Rank	Flow Exceedance %	Parameter	Results	Units (mg or micro_gram	Limit/Standard	100mL/CF	sec/day	Actual Load (million colonies/day)	Allowable Load (million colonies/day)
5439000	11/17/2003	2.56	2.56	0.1782	0.46	10000	84.7601%	Fecal		CFU/100 mL	200	283.2	86400	-	2,232.1
5439000	12/21/2013	2.56	2.56	0.1782	0.46	10000	84.7601%	Fecal		CFU/100 mL	200	283.2	86400	-	2,232.1
5439000	7/27/2006	2.55	2.55	0.1782	0.45	10003	84.7856%	Fecal		CFU/100 mL	200	283.2	86400	-	2,223.4
5439000	10/2/2015	2.55	2.55	0.1782	0.45	10003	84.7856%	Fecal		CFU/100 mL	200	283.2	86400	-	2,223.4
5439000	8/28/2020	2.55	2.55	0.1782	0.45	10003	84.7856%	Fecal		CFU/100 mL	200	283.2	86400	-	2,223.4
5439000	7/27/2002	2.54	2.54	0.1782	0.45	10006	84.8110%	Fecal		CFU/100 mL	200	283.2	86400	-	2,214.7
5439000	11/8/2002	2.54	2.54	0.1782	0.45	10006	84.8110%	Fecal		CFU/100 mL	200	283.2	86400	-	2,214.7
5439000	8/13/2008	2.54	2.54	0.1782	0.45	10006	84.8110%	Fecal		CFU/100 mL	200	283.2	86400	-	2,214.7
5439000	8/14/2012	2.54	2.54	0.1782	0.45	10006	84.8110%	Fecal		CFU/100 mL	200	283.2	86400	-	2,214.7
5439000	1/9/2004	2.53	2.53	0.1782	0.45	10010	84.8449%	Fecal		CFU/100 mL	200	283.2	86400	-	2,205.9
5439000	11/25/2006	2.53	2.53	0.1782	0.45	10010	84.8449%	Fecal		CFU/100 mL	200	283.2	86400	-	2,205.9
5439000	10/17/2013	2.52	2.52	0.1782	0.45	10012	84.8618%	Fecal		CFU/100 mL	200	283.2	86400	-	2,197.2
5439000	4/22/2003	2.51	2.51	0.1782	0.45	10013	84.8703%	Fecal		CFU/100 mL	200	283.2	86400	-	2,188.5
5439000	9/7/2015	2.51	2.51	0.1782	0.45	10013	84.8703%	Fecal		CFU/100 mL	200	283.2	86400	-	2,188.5
5439000	8/10/2019	2.51	2.51	0.1782	0.45	10013	84.8703%	Fecal		CFU/100 mL	200	283.2	86400	-	2,188.5
5439000	8/15/2020	2.51	2.51	0.1782	0.45	10013	84.8703%	Fecal		CFU/100 mL	200	283.2	86400	-	2,188.5
5439000	8/27/2021	2.51	2.51	0.1782	0.45	10013	84.8703%	Fecal		CFU/100 mL	200	283.2	86400	-	2,188.5
5439000	9/11/1991	2.5	2.5	0.1782	0.45	10018	84.9127%	Fecal		CFU/100 mL	200	283.2	86400	-	2,179.8
5439000	9/30/1991	2.5	2.5	0.1782	0.45	10018	84.9127%	Fecal		CFU/100 mL	200	283.2	86400	-	2,179.8
5439000	10/17/1991	2.5	2.5	0.1782	0.45	10018	84.9127%	Fecal		CFU/100 mL	200	283.2	86400	-	2,179.8
5439000	8/11/1995	2.5	2.5	0.1782	0.45	10018	84.9127%	Fecal		CFU/100 mL	200	283.2	86400	-	2,179.8
5439000	8/24/1995	2.5	2.5	0.1782	0.45	10018	84.9127%	Fecal		CFU/100 mL	200	283.2	86400	-	2,179.8
5439000	9/20/1995	2.5	2.5	0.1782	0.45	10018	84.9127%	Fecal		CFU/100 mL	200	283.2	86400	-	2,179.8
5439000	10/7/1996	2.5	2.5	0.1782	0.45	10018	84.9127%	Fecal		CFU/100 mL	200	283.2	86400	-	2,179.8
5439000	10/28/1996	2.5	2.5	0.1782	0.45	10018	84.9127%	Fecal		CFU/100 mL	200	283.2	86400	-	2,179.8
5439000	11/28/1996	2.5	2.5	0.1782	0.45	10018	84.9127%	Fecal		CFU/100 mL	200	283.2	86400	-	2,179.8
5439000	8/13/1998	2.5	2.5	0.1782	0.45	10018	84.9127%	Fecal		CFU/100 mL	200	283.2	86400	-	2,179.8
5439000	10/13/1998	2.5	2.5	0.1782	0.45	10018	84.9127%	Fecal		CFU/100 mL	200	283.2	86400	-	2,179.8
5439000	10/16/1998	2.5	2.5	0.1782	0.45	10018	84.9127%	Fecal		CFU/100 mL	200	283.2	86400	-	2,179.8
5439000	9/9/2012	2.5	2.5	0.1782	0.45	10018	84.9127%	Fecal		CFU/100 mL	200	283.2	86400	-	2,179.8
5439000	11/24/2013	2.5	2.5	0.1782	0.45	10018	84.9127%	Fecal		CFU/100 mL	200	283.2	86400	-	2,179.8
5439000	7/31/2002	2.49	2.49	0.1782	0.44	10032	85.0314%	Fecal		CFU/100 mL	200	283.2	86400	-	2,171.1
5439000	10/28/2012	2.49	2.49	0.1782	0.44	10032	85.0314%	Fecal		CFU/100 mL	200	283.2	86400	-	2,171.1
5439000	12/24/2013	2.49	2.49	0.1782	0.44	10032	85.0314%	Fecal		CFU/100 mL	200	283.2	86400	-	2,171.1
5439000	9/6/2015	2.49	2.49	0.1782	0.44	10032	85.0314%	Fecal		CFU/100 mL	200	283.2	86400	-	2,171.1
5439000	9/1/2017	2.49	2.49	0.1782	0.44	10032	85.0314%	Fecal		CFU/100 mL	200	283.2	86400	-	2,171.1
5439000	10/3/2021	2.49	2.49	0.1782	0.44	10032	85.0314%	Fecal		CFU/100 mL	200	283.2	86400	-	2,171.1
5439000	12/24/2012	2.48	2.48	0.1782	0.44	10038	85.0822%	Fecal		CFU/100 mL	200	283.2	86400	-	2,162.3
5439000	6/29/2005	2.47	2.47	0.1782	0.44	10039	85.0907%	Fecal		CFU/100 mL	200	283.2	86400	-	2,153.6
5439000	9/29/2015	2.47	2.47	0.1782	0.44	10039	85.0907%	Fecal		CFU/100 mL	200	283.2	86400	-	2,153.6
5439000	8/22/2021	2.47	2.47	0.1782	0.44	10039	85.0907%	Fecal		CFU/100 mL	200	283.2	86400	-	2,153.6
5439000	9/4/1994	2.46	2.46	0.1782	0.44	10042	85.1161%	Fecal		CFU/100 mL	200	283.2	86400	-	2,144.9
5439000	7/18/2002	2.46	2.46	0.1782	0.44	10042	85.1161%	Fecal		CFU/100 mL	200	283.2	86400	-	2,144.9
5439000	10/18/2013	2.46	2.46	0.1782	0.44	10042	85.1161%	Fecal		CFU/100 mL	200	283.2	86400	-	2,144.9
5439000	8/26/2021	2.46	2.46	0.1782	0.44	10042	85.1161%	Fecal		CFU/100 mL	200	283.2	86400	-	2,144.9
5439000	11/7/2003	2.45	2.45	0.1782	0.44	10046	85.1500%	Fecal		CFU/100 mL	200	283.2	86400	-	2,136.2
5439000	7/11/2012	2.45	2.45	0.1782	0.44	10046	85.1500%	Fecal		CFU/100 mL	200	283.2	86400	-	2,136.2
5439000	9/4/2012	2.45	2.45	0.1782	0.44	10046	85.1500%	Fecal		CFU/100 mL	200	283.2	86400	-	2,136.2
5439000	8/26/2015	2.45	2.45	0.1782	0.44	10046	85.1500%	Fecal		CFU/100 mL	200	283.2	86400	-	2,136.2
5439000	9/23/2020	2.45	2.45	0.1782	0.44	10046	85.1500%	Fecal		CFU/100 mL	200	283.2	86400	-	2,136.2
5439000	9/25/2006	2.44	2.44	0.1782	0.43	10051	85.1924%	Fecal		CFU/100 mL	200	283.2	86400	-	2,127.5
5439000	8/27/2020	2.44	2.44	0.1782	0.43	10051	85.1924%	Fecal		CFU/100 mL	200	283.2	86400	-	2,127.5
5439000	8/29/2020	2.44	2.44	0.1782	0.43	10051	85.1924%	Fecal		CFU/100 mL	200	283.2	86400	-	2,127.5
5439000	12/20/2002	2.43	2.43	0.1782	0.43	10054	85.2178%	Fecal		CFU/100 mL	200	283.2	86400	-	2,118.7
5439000	7/26/2012	2.43	2.43	0.1782	0.43	10054	85.2178%	Fecal		CFU/100 mL	200	283.2	86400	-	2,118.7
5439000	11/22/2003	2.42	2.42	0.1782	0.43	10056	85.2348%	Fecal		CFU/100 mL	200	283.2	86400	-	2,110.0
5439000	8/13/2013	2.42	2.42	0.1782	0.43	10056	85.2348%	Fecal		CFU/100 mL	200	283.2	86400	-	2,110.0
5439000	9/15/2016	2.42	2.42	0.1782	0.43	10056	85.2348%	Fecal		CFU/100 mL	200	283.2	86400	-	2,110.0
5439000	8/7/2002	2.41	2.41	0.1782	0.43	10059	85.2602%	Fecal		CFU/100 mL	200	283.2	86400	-	2,101.3
5439000	8/13/2005	2.41	2.41	0.1782	0.43	10059	85.2602%	Fecal		CFU/100 mL	200	283.2	86400	-	2,101.3
5439000	8/18/1991	2.4	2.4	0.1782	0.43	10061	85.2772%	Fecal		CFU/100 mL	200	283.2	86400	-	2,092.6
5439000	10/16/1991	2.4	2.4	0.1782	0.43	10061	85.2772%	Fecal		CFU/100 mL	200	283.2	86400	-	2,092.6
5439000	8/9/1995	2.4	2.4	0.1782	0.43	10061	85.2772%	Fecal		CFU/100 mL	200	283.2	86400	-	2,092.6
5439000	10/8/1996	2.4	2.4	0.1782	0.43	10061	85.2772%	Fecal		CFU/100 mL	200	283.2	86400	-	2,092.6
5439000	10/14/1997	2.4	2.4	0.1782	0.43	10061	85.2772%	Fecal		CFU/100 mL	200	283.2	86400	-	2,092.6
5439000	10/17/1997	2.4	2.4	0.1782	0.43	10061	85.2772%	Fecal		CFU/100 mL	200	283.2	86400	-	2,092.6
5439000	10/30/1997	2.4	2.4	0.1782	0.43	10061	85.2772%	Fecal		CFU/100 mL	200	283.2	86400	-	2,092.6
5439000	10/31/1997	2.4	2.4	0.1782	0.43	10061	85.2772%	Fecal		CFU/100 mL	200	283.2	86400	-	2,092.6
5439000	9/4/1998	2.4	2.4	0.1782	0.43	10061	85.2772%	Fecal		CFU/100 mL	200	283.2	86400	-	2,092.6
5439000	11/30/1999	2.4	2.4	0.1782	0.43	10061	85.2772%	Fecal		CFU/100 mL	200	283.2	86400	-	2,092.6
5439000	12/1/1999	2.4	2.4	0.1782	0.43	10061	85.2772%	Fecal		CFU/100 mL	200	283.2	86400	-	2,092.6
5439000	7/22/2001	2.4	2.4	0.1782	0.43	10061	85.2772%	Fecal		CFU/100 mL	200	283.2	86400	-	2,092.6
5439000	1/5/2004	2.4	2.4	0.1782	0.43	10061	85.2772%	Fecal		CFU/100 mL	200	283.2	86400	-	2,092.6
5439000	7/29/2004	2.4	2.4	0.1782	0.43	10061	85.2772%	Fecal		CFU/100 mL	200	283.2	86400	-	2,092.6
5439000	12/11/2010	2.4	2.4	0.1782	0.43	10061	85.2772%	Fecal		CFU/100 mL	200	283.2	86400	-	2,092.6
5439000	9/22/2012	2.4	2.4	0.1782	0.43	10061	85.2772%	Fecal		CFU/100 mL	200	283.2	86400	-	2,092.6
5439000	8/22/2018	2.4	2.4	0.1782	0.43	10061	85.2772%	Fecal		CFU/100 mL	200	283.2	86400	-	2,092.6
5439000	9/22/2002	2.38	2.38	0.1782	0.42	10078	85.4213%	Fecal		CFU/100 mL	200	283.2	86400	-	2,075.2
5439000	8/25/2015	2.38	2.38	0.1782	0.42	10078	85.4213%	Fecal		CFU/100 mL	200	283.2	86400	-	2,075.2
5439000	10/26/2015	2.38	2.38	0.1782	0.42	10078	85.4213%	Fecal		CFU/100 mL	200	283.2	86400	-	2,075.2
5439000	11/23/2003	2.37	2.37	0.1782	0.42	10081	85.4467%	Fecal		CFU/100 mL	200	283.2	86400	-	2,066.4
5439000	7/26/2005	2.37	2.37	0.1782	0.42	10081	85.4467%	Fecal		CFU/100 mL	200	283.2	86400	-	2,066.4
5439000	1/16/2013	2.37	2.37	0.1782	0.42	10081	85.4467%	Fecal		CFU/100 mL	200	283.2	86400	-	2,066.4
5439000	8/23/2021	2.37	2.37	0.1782	0.42	10081	85.4467%	Fecal		CFU/100 mL	200	283.2	86400	-	2,066.4
5439000	8/24/2021	2.37	2.37	0.1782	0.42	10081	85.4467%	Fecal		CFU/100 mL	200	283.2	86400	-	2,066.4
5439000	7/20/2002	2.36	2.36	0.1782	0.42	10086	85.4891%	Fecal		CFU/100 mL	200	283.2	86400	-	2,057.7
5439000	8/10/2013	2.36	2.36	0.1782	0.42	10086	85.4891%	Fecal		CFU/100 mL	200	283.2	86400	-	2,057.7
5439000	9/30/2015	2.35	2.35	0.1782	0.42	10088	85.5060%	Fecal		CFU/100 mL	200	283.2	86400	-	2,049.0
5439000	9/1/2020	2.35	2.35	0.1782	0.42	10088	85.5060%	Fecal		CFU/100 mL	200	283.2	86400	-	2,049.0
5439000	10/15/2003	2.34	2.34	0.1782	0.42	10090	85.5230%	Fecal		CFU/100 mL	200	283.2	86400	-	2,040.3
5439000	8/15/2018	2.33	2.33	0.1782	0.42	10091	85.5314%	Fecal		CFU/100 mL	200	283.2	86400	-	2,031.6
5439000	9/11/1994	2.32	2.32	0.1782	0.41	10092	85.5399%	Fecal		CFU/100 mL	200	283.2	86400	-	2,022.8
5439000	11/5/2002	2.32	2.32	0.1782	0.41	10092	85.5399%	Fecal		CFU/100 mL	200	283.2	86400	-	2,022.8
5439000	1/18/2014	2.32	2.32	0.1782	0.41	10092	85.5399%	Fecal		CFU/100 mL	200	283.2	86400	-	2,022.8
5439000	2/18/2014	2.32	2.32	0.1782	0.41	10092	85.5399%	Fecal		CFU/100 mL	200	283.2	86400	-	2,022.8
5439000	3/31/2003	2.31	2.31	0.1782	0.41	10096	85.5738%	Fecal		CFU/100 mL	200	283.2	86400	-	2,014.1
5439000	8/25/2004	2.31	2.31	0.1782	0.41	10096	85.5738%	Fecal		CFU/100 mL	200	283.2	86400	-	2,014.1
5439000	12/6/2010	2.31	2.31	0.1782	0.41	10096	85.5738%	Fecal		CFU/100 mL	200	283.2	86400	-	2,014.1
5439000	8/15/1991	2.3	2.3	0.1782	0.41	10099	85.5993%	Fecal		CFU/100 mL	200	283.2	86400	-	2,005.4
5439000	8/21/1991	2.3	2.3	0.1782	0.41	10099	85.5993%	Fecal		CFU/100 mL	200	283.2	86400	-	2,005.4
5439000	9/8/1991	2.3	2.3	0.1782	0.41	10099	85.5993%	Fecal		CFU/100 mL	200	283.2	86400	-	2,005.4
5439000	10/1/1991	2.3	2.3	0.1782	0.41	10099	85.5993%	Fecal		CFU/100 mL	200	283.2	86400	-	2,005.4
5439000	2/3/1996	2.3	2.3	0.1782	0.41	10099	85.5993%	Fecal		CFU/100 mL	200	283.2	86400	-	2,005.4
5439000	11/3/1997	2.3	2.3	0.1782	0.41	10099	85.5993%	Fecal		CFU/100 mL	200	283.2	86400	-	2,005.4
5439000	8/3/1998	2.3	2.3	0.1782	0.41	10099	85.5993%	Fecal		CFU/100 mL	200	283.2	86400	-	2,005.4
5439000	9/1/1998	2.3	2.3	0.1782	0.41	10099	85.5993%	Fecal		CFU/100 mL	200	283.2	86400	-	2,005.4
5439000	9/3/2000	2.3	2.3	0.1782	0.41	10099	85.5993%	Fecal		CFU/100 mL	200	283.2	86400	-	2,005.4
5439000	9/4/2000	2.3	2.3	0.1782	0.41	10099	85.5993%	Fecal		CFU/100 mL	200	283.2	86400	-	2,005.4
5439000	9/5/2000	2.3	2.3	0.1782	0.41	10099	85.5993%	Fecal		CFU/100 mL	200	283.2	86400	-	2,005.4
5439000	7/21/2001	2.3	2.3	0.1782	0.41	10099	85.5993%	Fecal		CFU/100 mL	200	283.2	86400	-	2,005.4
5439000	8/6/2001	2.3	2.3	0.1782	0.41	10099	85.5993%	Fecal		CFU/100 mL	200	283.2	86400	-	2,005.4
5439000	7/25/2006	2.29	2.29	0.1782	0.41	10112	85.7094%	Fecal		CFU/100 mL	200	283.2	86400	-	1,996.7
5439000	12/6/2003	2.28	2.28	0.1782	0.41	10113	85.7179%	Fecal		CFU/100 mL	200	283.2	86400	-	1,988.0
5439000	8/19/2004	2.28	2.28	0.1782	0.41	10113	85.7179%	Fecal		CFU/100 mL	200	283.2	86400	-	1,988.0
5439000	11/14/2010	2.28	2.28	0.1782	0.41	10113	85.7179%	Fecal		CFU/100 mL	200	283.2	86400	-	1,988.0
5439000	11/14/2013	2.28	2.28	0.1782	0.41	10113	85.7179%	Fecal		CFU/100 mL	200	283.2	86400	-	1,988.0
5439000	8/31/2020	2.28	2.28	0.1782	0.41	10113	85.7179%	Fecal		CFU/100 mL	200	283.2	86400	-	1,988.0
5439000	9/19/2006	2.27	2.27	0.1782	0.40	10118	85.7603%	Fecal		CFU/100 mL	200	283.2	86400	-	1,979.2
5439000	11/26/2006	2.27	2.27	0.1782	0.40	10118	85.7603%	Fecal		CFU/100 mL	200	283.2	86400	-	1,979.2
5439000	11/13/2010	2.27	2.27	0.1782	0.40	10118	85.7603%	Fecal		CFU/100 mL	200	283.2	86400	-	1,979.2
5439000	10/1/2015	2.26	2.26	0.1782	0.40	10121	85.7857%	Fecal		CFU/100 mL	200	283.2	86400	-	1,970.5
5439000	8/7/2004	2.25	2.25	0.1782	0.40	10122	85.7942%	Fecal		CFU/100 mL	200	283.2	86400	-	1,961.8
5439000	9/22/2010	2.25	2.25	0.1782	0.40	10122	85.7942%	Fecal		CFU/100 mL	200	283.2	86400	-	1,961.8
5439000	8/7/2013	2.25	2.25	0.1782	0.40	10122	85.7942%	Fecal		CFU/100 mL	200	283.2	86400	-	1,961.8
5439000	1/19/2014	2.25	2.25	0.1782	0.40	10122	85.7942%	Fecal		CFU/100 mL	200	283.2	86400	-	1,961.8

Gage ID	Date	Discharge (CFS)	Gage Discharge (less Surrogate NPDES) (CFS)	Watershed Area Ratio	Calculated flow (CFS)	Rank	Flow Exceedance %	Parameter	Results	Units (mg or micro_gram	Limit/Standard	100mL/CF	sec/day	Actual Load (million colonies/day)	Allowable Load (million colonies/day)
5439000	2/5/2006	2.24	2.24	0.1782	0.40	10126	85.8281%	Fecal		CFU/100 mL	200	283.2	86400	-	1,953.1
5439000	7/19/2006	2.24	2.24	0.1782	0.40	10126	85.8281%	Fecal		CFU/100 mL	200	283.2	86400	-	1,953.1
5439000	8/8/2013	2.24	2.24	0.1782	0.40	10126	85.8281%	Fecal		CFU/100 mL	200	283.2	86400	-	1,953.1
5439000	9/15/2018	2.24	2.24	0.1782	0.40	10126	85.8281%	Fecal		CFU/100 mL	200	283.2	86400	-	1,953.1
5439000	11/24/2003	2.23	2.23	0.1782	0.40	10130	85.8620%	Fecal		CFU/100 mL	200	283.2	86400	-	1,944.4
5439000	10/4/2020	2.23	2.23	0.1782	0.40	10130	85.8620%	Fecal		CFU/100 mL	200	283.2	86400	-	1,944.4
5439000	7/30/2004	2.22	2.22	0.1782	0.40	10132	85.8790%	Fecal		CFU/100 mL	200	283.2	86400	-	1,935.6
5439000	9/30/2009	2.22	2.22	0.1782	0.40	10132	85.8790%	Fecal		CFU/100 mL	200	283.2	86400	-	1,935.6
5439000	9/26/2020	2.22	2.22	0.1782	0.40	10132	85.8790%	Fecal		CFU/100 mL	200	283.2	86400	-	1,935.6
5439000	10/31/2004	2.21	2.21	0.1782	0.39	10135	85.9044%	Fecal		CFU/100 mL	200	283.2	86400	-	1,926.9
5439000	10/20/2006	2.21	2.21	0.1782	0.39	10135	85.9044%	Fecal		CFU/100 mL	200	283.2	86400	-	1,926.9
5439000	11/6/2010	2.21	2.21	0.1782	0.39	10135	85.9044%	Fecal		CFU/100 mL	200	283.2	86400	-	1,926.9
5439000	10/18/2021	2.21	2.21	0.1782	0.39	10135	85.9044%	Fecal		CFU/100 mL	200	283.2	86400	-	1,926.9
5439000	9/1/1992	2.2	2.2	0.1782	0.39	10139	85.9383%	Fecal		CFU/100 mL	200	283.2	86400	-	1,918.2
5439000	8/8/1995	2.2	2.2	0.1782	0.39	10139	85.9383%	Fecal		CFU/100 mL	200	283.2	86400	-	1,918.2
5439000	11/4/1997	2.2	2.2	0.1782	0.39	10139	85.9383%	Fecal		CFU/100 mL	200	283.2	86400	-	1,918.2
5439000	8/2/1999	2.2	2.2	0.1782	0.39	10139	85.9383%	Fecal		CFU/100 mL	200	283.2	86400	-	1,918.2
5439000	8/12/1999	2.2	2.2	0.1782	0.39	10139	85.9383%	Fecal		CFU/100 mL	200	283.2	86400	-	1,918.2
5439000	8/31/2000	2.2	2.2	0.1782	0.39	10139	85.9383%	Fecal		CFU/100 mL	200	283.2	86400	-	1,918.2
5439000	9/17/2000	2.2	2.2	0.1782	0.39	10139	85.9383%	Fecal		CFU/100 mL	200	283.2	86400	-	1,918.2
5439000	7/30/2001	2.2	2.2	0.1782	0.39	10139	85.9383%	Fecal		CFU/100 mL	200	283.2	86400	-	1,918.2
5439000	9/4/2001	2.2	2.2	0.1782	0.39	10139	85.9383%	Fecal		CFU/100 mL	200	283.2	86400	-	1,918.2
5439000	7/29/2003	2.2	2.2	0.1782	0.39	10139	85.9383%	Fecal		CFU/100 mL	200	283.2	86400	-	1,918.2
5439000	7/3/2005	2.2	2.2	0.1782	0.39	10139	85.9383%	Fecal		CFU/100 mL	200	283.2	86400	-	1,918.2
5439000	11/13/2012	2.2	2.2	0.1782	0.39	10139	85.9383%	Fecal		CFU/100 mL	200	283.2	86400	-	1,918.2
5439000	8/17/2020	2.2	2.2	0.1782	0.39	10139	85.9383%	Fecal		CFU/100 mL	200	283.2	86400	-	1,918.2
5439000	10/3/2001	2.19	2.19	0.1782	0.39	10152	86.0485%	Fecal		CFU/100 mL	200	283.2	86400	-	1,909.5
5439000	3/23/2003	2.19	2.19	0.1782	0.39	10152	86.0485%	Fecal		CFU/100 mL	200	283.2	86400	-	1,909.5
5439000	12/1/2005	2.19	2.19	0.1782	0.39	10152	86.0485%	Fecal		CFU/100 mL	200	283.2	86400	-	1,909.5
5439000	9/4/2013	2.18	2.18	0.1782	0.39	10155	86.0739%	Fecal		CFU/100 mL	200	283.2	86400	-	1,900.8
5439000	8/26/2018	2.18	2.18	0.1782	0.39	10155	86.0739%	Fecal		CFU/100 mL	200	283.2	86400	-	1,900.8
5439000	9/15/2006	2.17	2.17	0.1782	0.39	10157	86.0909%	Fecal		CFU/100 mL	200	283.2	86400	-	1,892.0
5439000	9/11/2010	2.17	2.17	0.1782	0.39	10157	86.0909%	Fecal		CFU/100 mL	200	283.2	86400	-	1,892.0
5439000	8/25/2019	2.17	2.17	0.1782	0.39	10157	86.0909%	Fecal		CFU/100 mL	200	283.2	86400	-	1,892.0
5439000	8/18/2002	2.16	2.16	0.1782	0.38	10160	86.1163%	Fecal		CFU/100 mL	200	283.2	86400	-	1,883.3
5439000	10/7/2002	2.16	2.16	0.1782	0.38	10160	86.1163%	Fecal		CFU/100 mL	200	283.2	86400	-	1,883.3
5439000	4/23/2003	2.16	2.16	0.1782	0.38	10160	86.1163%	Fecal		CFU/100 mL	200	283.2	86400	-	1,883.3
5439000	7/26/2003	2.16	2.16	0.1782	0.38	10160	86.1163%	Fecal		CFU/100 mL	200	283.2	86400	-	1,883.3
5439000	11/16/2013	2.16	2.16	0.1782	0.38	10160	86.1163%	Fecal		CFU/100 mL	200	283.2	86400	-	1,883.3
5439000	9/16/2018	2.16	2.16	0.1782	0.38	10160	86.1163%	Fecal		CFU/100 mL	200	283.2	86400	-	1,883.3
5439000	7/29/2002	2.15	2.15	0.1782	0.38	10166	86.1671%	Fecal		CFU/100 mL	200	283.2	86400	-	1,874.6
5439000	8/30/2020	2.15	2.15	0.1782	0.38	10166	86.1671%	Fecal		CFU/100 mL	200	283.2	86400	-	1,874.6
5439000	10/26/2002	2.14	2.14	0.1782	0.38	10168	86.1841%	Fecal		CFU/100 mL	200	283.2	86400	-	1,865.9
5439000	8/14/2008	2.14	2.14	0.1782	0.38	10168	86.1841%	Fecal		CFU/100 mL	200	283.2	86400	-	1,865.9
5439000	9/16/2016	2.14	2.14	0.1782	0.38	10168	86.1841%	Fecal		CFU/100 mL	200	283.2	86400	-	1,865.9
5439000	11/27/2006	2.13	2.13	0.1782	0.38	10171	86.2095%	Fecal		CFU/100 mL	200	283.2	86400	-	1,857.2
5439000	8/18/2011	2.11	2.11	0.1782	0.38	10172	86.2180%	Fecal		CFU/100 mL	200	283.2	86400	-	1,839.7
5439000	10/23/2015	2.11	2.11	0.1782	0.38	10172	86.2180%	Fecal		CFU/100 mL	200	283.2	86400	-	1,839.7
5439000	9/3/2020	2.11	2.11	0.1782	0.38	10172	86.2180%	Fecal		CFU/100 mL	200	283.2	86400	-	1,839.7
5439000	8/28/2021	2.11	2.11	0.1782	0.38	10172	86.2180%	Fecal		CFU/100 mL	200	283.2	86400	-	1,839.7
5439000	10/2/1991	2.1	2.1	0.1782	0.37	10176	86.2519%	Fecal		CFU/100 mL	200	283.2	86400	-	1,831.0
5439000	9/5/1992	2.1	2.1	0.1782	0.37	10176	86.2519%	Fecal		CFU/100 mL	200	283.2	86400	-	1,831.0
5439000	9/9/1995	2.1	2.1	0.1782	0.37	10176	86.2519%	Fecal		CFU/100 mL	200	283.2	86400	-	1,831.0
5439000	10/16/1995	2.1	2.1	0.1782	0.37	10176	86.2519%	Fecal		CFU/100 mL	200	283.2	86400	-	1,831.0
5439000	10/15/1996	2.1	2.1	0.1782	0.37	10176	86.2519%	Fecal		CFU/100 mL	200	283.2	86400	-	1,831.0
5439000	11/1/1997	2.1	2.1	0.1782	0.37	10176	86.2519%	Fecal		CFU/100 mL	200	283.2	86400	-	1,831.0
5439000	9/19/1998	2.1	2.1	0.1782	0.37	10176	86.2519%	Fecal		CFU/100 mL	200	283.2	86400	-	1,831.0
5439000	9/22/1998	2.1	2.1	0.1782	0.37	10176	86.2519%	Fecal		CFU/100 mL	200	283.2	86400	-	1,831.0
5439000	8/10/1999	2.1	2.1	0.1782	0.37	10176	86.2519%	Fecal		CFU/100 mL	200	283.2	86400	-	1,831.0
5439000	8/28/1999	2.1	2.1	0.1782	0.37	10176	86.2519%	Fecal		CFU/100 mL	200	283.2	86400	-	1,831.0
5439000	8/19/2001	2.1	2.1	0.1782	0.37	10176	86.2519%	Fecal		CFU/100 mL	200	283.2	86400	-	1,831.0
5439000	3/27/2003	2.1	2.1	0.1782	0.37	10176	86.2519%	Fecal		CFU/100 mL	200	283.2	86400	-	1,831.0
5439000	1/6/2004	2.1	2.1	0.1782	0.37	10176	86.2519%	Fecal		CFU/100 mL	200	283.2	86400	-	1,831.0
5439000	1/18/2004	2.1	2.1	0.1782	0.37	10176	86.2519%	Fecal		CFU/100 mL	200	283.2	86400	-	1,831.0
5439000	9/23/2012	2.1	2.1	0.1782	0.37	10176	86.2519%	Fecal		CFU/100 mL	200	283.2	86400	-	1,831.0
5439000	8/9/2013	2.1	2.1	0.1782	0.37	10176	86.2519%	Fecal		CFU/100 mL	200	283.2	86400	-	1,831.0
5439000	7/31/2004	2.09	2.09	0.1782	0.37	10192	86.3875%	Fecal		CFU/100 mL	200	283.2	86400	-	1,822.3
5439000	7/7/2005	2.09	2.09	0.1782	0.37	10192	86.3875%	Fecal		CFU/100 mL	200	283.2	86400	-	1,822.3
5439000	8/16/2016	2.09	2.09	0.1782	0.37	10192	86.3875%	Fecal		CFU/100 mL	200	283.2	86400	-	1,822.3
5439000	1/8/2004	2.08	2.08	0.1782	0.37	10195	86.4130%	Fecal		CFU/100 mL	200	283.2	86400	-	1,813.6
5439000	8/5/2006	2.08	2.08	0.1782	0.37	10195	86.4130%	Fecal		CFU/100 mL	200	283.2	86400	-	1,813.6
5439000	1/20/2014	2.08	2.08	0.1782	0.37	10195	86.4130%	Fecal		CFU/100 mL	200	283.2	86400	-	1,813.6
5439000	10/2/2020	2.07	2.07	0.1782	0.37	10198	86.4384%	Fecal		CFU/100 mL	200	283.2	86400	-	1,804.9
5439000	10/9/2021	2.07	2.07	0.1782	0.37	10198	86.4384%	Fecal		CFU/100 mL	200	283.2	86400	-	1,804.9
5439000	7/12/2012	2.06	2.06	0.1782	0.37	10200	86.4553%	Fecal		CFU/100 mL	200	283.2	86400	-	1,796.1
5439000	9/15/2012	2.06	2.06	0.1782	0.37	10200	86.4553%	Fecal		CFU/100 mL	200	283.2	86400	-	1,796.1
5439000	9/24/2020	2.06	2.06	0.1782	0.37	10200	86.4553%	Fecal		CFU/100 mL	200	283.2	86400	-	1,796.1
5439000	2/6/2006	2.05	2.05	0.1782	0.37	10203	86.4808%	Fecal		CFU/100 mL	200	283.2	86400	-	1,787.4
5439000	11/26/2010	2.05	2.05	0.1782	0.37	10203	86.4808%	Fecal		CFU/100 mL	200	283.2	86400	-	1,787.4
5439000	9/17/2016	2.05	2.05	0.1782	0.37	10203	86.4808%	Fecal		CFU/100 mL	200	283.2	86400	-	1,787.4
5439000	9/2/2017	2.05	2.05	0.1782	0.37	10203	86.4808%	Fecal		CFU/100 mL	200	283.2	86400	-	1,787.4
5439000	11/21/2002	2.04	2.04	0.1782	0.36	10207	86.5147%	Fecal		CFU/100 mL	200	283.2	86400	-	1,778.7
5439000	11/8/2003	2.04	2.04	0.1782	0.36	10207	86.5147%	Fecal		CFU/100 mL	200	283.2	86400	-	1,778.7
5439000	10/4/2021	2.04	2.04	0.1782	0.36	10207	86.5147%	Fecal		CFU/100 mL	200	283.2	86400	-	1,778.7
5439000	9/7/1994	2.03	2.03	0.1782	0.36	10210	86.5401%	Fecal		CFU/100 mL	200	283.2	86400	-	1,770.0
5439000	10/30/2010	2.03	2.03	0.1782	0.36	10210	86.5401%	Fecal		CFU/100 mL	200	283.2	86400	-	1,770.0
5439000	8/19/2020	2.03	2.03	0.1782	0.36	10210	86.5401%	Fecal		CFU/100 mL	200	283.2	86400	-	1,770.0
5439000	9/27/2020	2.03	2.03	0.1782	0.36	10210	86.5401%	Fecal		CFU/100 mL	200	283.2	86400	-	1,770.0
5439000	8/1/1991	2	2	0.1782	0.36	10214	86.5740%	Fecal		CFU/100 mL	200	283.2	86400	-	1,743.8
5439000	8/22/1991	2	2	0.1782	0.36	10214	86.5740%	Fecal		CFU/100 mL	200	283.2	86400	-	1,743.8
5439000	9/2/1991	2	2	0.1782	0.36	10214	86.5740%	Fecal		CFU/100 mL	200	283.2	86400	-	1,743.8
5439000	9/4/1992	2	2	0.1782	0.36	10214	86.5740%	Fecal		CFU/100 mL	200	283.2	86400	-	1,743.8
5439000	2/4/1996	2	2	0.1782	0.36	10214	86.5740%	Fecal		CFU/100 mL	200	283.2	86400	-	1,743.8
5439000	2/5/1996	2	2	0.1782	0.36	10214	86.5740%	Fecal		CFU/100 mL	200	283.2	86400	-	1,743.8
5439000	12/1/1997	2	2	0.1782	0.36	10214	86.5740%	Fecal		CFU/100 mL	200	283.2	86400	-	1,743.8
5439000	10/14/1998	2	2	0.1782	0.36	10214	86.5740%	Fecal		CFU/100 mL	200	283.2	86400	-	1,743.8
5439000	8/7/1999	2	2	0.1782	0.36	10214	86.5740%	Fecal		CFU/100 mL	200	283.2	86400	-	1,743.8
5439000	9/1/2000	2	2	0.1782	0.36	10214	86.5740%	Fecal		CFU/100 mL	200	283.2	86400	-	1,743.8
5439000	9/19/2000	2	2	0.1782	0.36	10214	86.5740%	Fecal		CFU/100 mL	200	283.2	86400	-	1,743.8
5439000	7/23/2001	2	2	0.1782	0.36	10214	86.5740%	Fecal		CFU/100 mL	200	283.2	86400	-	1,743.8
5439000	11/9/2004	2	2	0.1782	0.36	10214	86.5740%	Fecal		CFU/100 mL	200	283.2	86400	-	1,743.8
5439000	9/21/2018	2	2	0.1782	0.36	10214	86.5740%	Fecal		CFU/100 mL	200	283.2	86400	-	1,743.8
5439000	11/20/2002	1.99	1.99	0.1782	0.35	10228	86.6927%	Fecal		CFU/100 mL	200	283.2	86400	-	1,735.1
5439000	8/5/2003	1.99	1.99	0.1782	0.35	10228	86.6927%	Fecal		CFU/100 mL	200	283.2	86400	-	1,735.1
5439000	11/27/2010	1.99	1.99	0.1782	0.35	10228	86.6927%	Fecal		CFU/100 mL	200	283.2	86400	-	1,735.1
5439000	11/15/2003	1.98	1.98	0.1782	0.35	10231	86.7181%	Fecal		CFU/100 mL	200	283.2	86400	-	1,726.4
5439000	10/30/2002	1.97	1.97	0.1782	0.35	10232	86.7266%	Fecal		CFU/100 mL	200	283.2	86400	-	1,717.7
5439000	7/28/2012	1.97	1.97	0.1782	0.35	10232	86.7266%	Fecal		CFU/100 mL	200	283.2	86400	-	1,717.7
5439000	1/21/2014	1.97	1.97	0.1782	0.35	10232	86.7266%	Fecal		CFU/100 mL	200	283.2	86400	-	1,717.7
5439000	8/13/2004	1.96	1.96	0.1782	0.35	10235	86.7520%	Fecal		CFU/100 mL	200	283.2	86400	-	1,708.9
5439000	11/7/2010	1.96	1.96	0.1782	0.35	10235	86.7520%	Fecal		CFU/100 mL	200	283.2	86400	-	1,708.9
5439000	8/28/2015	1.96	1.96	0.1782	0.35	10235	86.7520%	Fecal		CFU/100 mL	200	283.2	86400	-	1,708.9
5439000	9/16/2015	1.96	1.96	0.1782	0.35	10235	86.7520%	Fecal		CFU/100 mL	200	283.2	86400	-	1,708.9
5439000	4/24/2003	1.95	1.95	0.1782	0.35	10239	86.7859%	Fecal		CFU/100 mL	200	283.2	86400	-	1,700.2
5439000	9/17/2006	1.95	1.95	0.1782	0.35	10239	86.7859%	Fecal		CFU/100 mL	200	283.2	86400	-	1,700.2
5439000	9/26/2006	1.95	1.95	0.1782	0.35	10239	86.7859%	Fecal		CFU/100 mL	200	283.2	86400	-	1,700.2
5439000	9/12/2008	1.94	1.94	0.1782	0.35	10242	86.8113%	Fecal		CFU/100 mL	200	283.2	86400	-	1,691.5
5439000	9/2/2011	1.94	1.94	0.1782	0.35	10242	86.8113%	Fecal		CFU/100 mL	200	283.2	86400	-	1,691.5
5439000	10/12/2012	1.94	1.94	0.1782	0.35	10242	86.8113%	Fecal		CFU/100 mL	200	283.2	86400	-	1,691.5
5439000	9/3/2017	1.94	1.94	0.1782	0.35	10242	86.8113%	Fecal		CFU/100 mL	200	283.2	86400	-	1,691.5
5439000	8/8/2004	1.93	1.93	0.1782	0.34	10246	86.8452%	Fecal		CFU/100 mL	200	283.2	86400	-	1,682.8
5439000	7/5/2012	1.93	1.93	0.1782	0.34	10246	86.8452%	Fecal		CFU/100 mL	200	283.2	86400	-	1,682.8
5439000	8/11/2013	1.93	1.93	0.1782	0.34	10246	86.8452%	Fecal		CFU/100 mL	200	283.2	86400	-	1,682.8
5439000	8/30/2002	1.92	1.92	0.1782	0.34	10249	86.8707%	Fecal		CFU/100 mL	200	283.2	86400	-	1,674.1
5439000	11/14/2003	1.92	1.92	0.1782	0.34	10249	86.8707%	Fecal		CFU/100 mL	200	283.2	86400	-	1,674.1

Gage ID	Date	Discharge (CFS)	Gage Discharge (less Surrogate NPDES) (CFS)	Watershed Area Ratio	Calculated flow (CFS)	Rank	Flow Exceedance %	Parameter	Results	Units (mg or micro_gram	Limit/Standard	100mL/CF	sec/day	Actual Load (million colonies/day)	Allowable Load (million colonies/day)
5439000	11/16/2003	1.92	1.92	0.1782	0.34	10249	86.8707%	Fecal		CFU/100 mL	200	283.2	86400	-	1,674.1
5439000	11/16/2005	1.92	1.92	0.1782	0.34	10249	86.8707%	Fecal		CFU/100 mL	200	283.2	86400	-	1,674.1
5439000	9/5/2011	1.91	1.91	0.1782	0.34	10253	86.9046%	Fecal		CFU/100 mL	200	283.2	86400	-	1,665.4
5439000	9/9/1991	1.9	1.9	0.1782	0.34	10254	86.9130%	Fecal		CFU/100 mL	200	283.2	86400	-	1,656.6
5439000	8/25/1992	1.9	1.9	0.1782	0.34	10254	86.9130%	Fecal		CFU/100 mL	200	283.2	86400	-	1,656.6
5439000	8/25/1995	1.9	1.9	0.1782	0.34	10254	86.9130%	Fecal		CFU/100 mL	200	283.2	86400	-	1,656.6
5439000	8/26/1995	1.9	1.9	0.1782	0.34	10254	86.9130%	Fecal		CFU/100 mL	200	283.2	86400	-	1,656.6
5439000	9/23/1995	1.9	1.9	0.1782	0.34	10254	86.9130%	Fecal		CFU/100 mL	200	283.2	86400	-	1,656.6
5439000	10/19/1995	1.9	1.9	0.1782	0.34	10254	86.9130%	Fecal		CFU/100 mL	200	283.2	86400	-	1,656.6
5439000	9/21/1998	1.9	1.9	0.1782	0.34	10254	86.9130%	Fecal		CFU/100 mL	200	283.2	86400	-	1,656.6
5439000	8/3/1999	1.9	1.9	0.1782	0.34	10254	86.9130%	Fecal		CFU/100 mL	200	283.2	86400	-	1,656.6
5439000	9/9/2000	1.9	1.9	0.1782	0.34	10254	86.9130%	Fecal		CFU/100 mL	200	283.2	86400	-	1,656.6
5439000	9/10/2000	1.9	1.9	0.1782	0.34	10254	86.9130%	Fecal		CFU/100 mL	200	283.2	86400	-	1,656.6
5439000	9/18/2000	1.9	1.9	0.1782	0.34	10254	86.9130%	Fecal		CFU/100 mL	200	283.2	86400	-	1,656.6
5439000	1/22/2014	1.9	1.9	0.1782	0.34	10254	86.9130%	Fecal		CFU/100 mL	200	283.2	86400	-	1,656.6
5439000	1/23/2014	1.9	1.9	0.1782	0.34	10254	86.9130%	Fecal		CFU/100 mL	200	283.2	86400	-	1,656.6
5439000	1/24/2014	1.9	1.9	0.1782	0.34	10254	86.9130%	Fecal		CFU/100 mL	200	283.2	86400	-	1,656.6
5439000	8/29/2021	1.9	1.9	0.1782	0.34	10254	86.9130%	Fecal		CFU/100 mL	200	283.2	86400	-	1,656.6
5439000	11/3/2002	1.89	1.89	0.1782	0.34	10269	87.0402%	Fecal		CFU/100 mL	200	283.2	86400	-	1,647.9
5439000	9/21/2010	1.89	1.89	0.1782	0.34	10269	87.0402%	Fecal		CFU/100 mL	200	283.2	86400	-	1,647.9
5439000	12/9/2012	1.89	1.89	0.1782	0.34	10269	87.0402%	Fecal		CFU/100 mL	200	283.2	86400	-	1,647.9
5439000	11/19/2002	1.88	1.88	0.1782	0.33	10272	87.0656%	Fecal		CFU/100 mL	200	283.2	86400	-	1,639.2
5439000	12/17/2002	1.88	1.88	0.1782	0.33	10272	87.0656%	Fecal		CFU/100 mL	200	283.2	86400	-	1,639.2
5439000	9/10/2006	1.88	1.88	0.1782	0.33	10272	87.0656%	Fecal		CFU/100 mL	200	283.2	86400	-	1,639.2
5439000	10/31/2010	1.88	1.88	0.1782	0.33	10272	87.0656%	Fecal		CFU/100 mL	200	283.2	86400	-	1,639.2
5439000	11/1/2010	1.88	1.88	0.1782	0.33	10272	87.0656%	Fecal		CFU/100 mL	200	283.2	86400	-	1,639.2
5439000	11/12/2010	1.88	1.88	0.1782	0.33	10272	87.0656%	Fecal		CFU/100 mL	200	283.2	86400	-	1,639.2
5439000	1/25/2014	1.88	1.88	0.1782	0.33	10272	87.0656%	Fecal		CFU/100 mL	200	283.2	86400	-	1,639.2
5439000	11/16/2010	1.87	1.87	0.1782	0.33	10279	87.1249%	Fecal		CFU/100 mL	200	283.2	86400	-	1,630.5
5439000	9/24/2014	1.87	1.87	0.1782	0.33	10279	87.1249%	Fecal		CFU/100 mL	200	283.2	86400	-	1,630.5
5439000	10/4/2015	1.87	1.87	0.1782	0.33	10279	87.1249%	Fecal		CFU/100 mL	200	283.2	86400	-	1,630.5
5439000	8/6/2003	1.86	1.86	0.1782	0.33	10282	87.1504%	Fecal		CFU/100 mL	200	283.2	86400	-	1,621.8
5439000	12/25/2010	1.85	1.85	0.1782	0.33	10283	87.1588%	Fecal		CFU/100 mL	200	283.2	86400	-	1,613.0
5439000	2/17/2014	1.85	1.85	0.1782	0.33	10283	87.1588%	Fecal		CFU/100 mL	200	283.2	86400	-	1,613.0
5439000	1/7/2004	1.84	1.84	0.1782	0.33	10285	87.1758%	Fecal		CFU/100 mL	200	283.2	86400	-	1,604.3
5439000	11/15/2010	1.84	1.84	0.1782	0.33	10285	87.1758%	Fecal		CFU/100 mL	200	283.2	86400	-	1,604.3
5439000	8/27/2015	1.84	1.84	0.1782	0.33	10285	87.1758%	Fecal		CFU/100 mL	200	283.2	86400	-	1,604.3
5439000	9/30/2020	1.84	1.84	0.1782	0.33	10285	87.1758%	Fecal		CFU/100 mL	200	283.2	86400	-	1,604.3
5439000	7/27/2003	1.83	1.83	0.1782	0.33	10289	87.2097%	Fecal		CFU/100 mL	200	283.2	86400	-	1,595.6
5439000	8/22/2005	1.83	1.83	0.1782	0.33	10289	87.2097%	Fecal		CFU/100 mL	200	283.2	86400	-	1,595.6
5439000	11/17/2010	1.83	1.83	0.1782	0.33	10289	87.2097%	Fecal		CFU/100 mL	200	283.2	86400	-	1,595.6
5439000	10/5/2015	1.83	1.83	0.1782	0.33	10289	87.2097%	Fecal		CFU/100 mL	200	283.2	86400	-	1,595.6
5439000	8/8/1994	1.82	1.82	0.1782	0.32	10293	87.2436%	Fecal		CFU/100 mL	200	283.2	86400	-	1,586.9
5439000	9/21/2002	1.82	1.82	0.1782	0.32	10293	87.2436%	Fecal		CFU/100 mL	200	283.2	86400	-	1,586.9
5439000	8/1/2004	1.82	1.82	0.1782	0.32	10293	87.2436%	Fecal		CFU/100 mL	200	283.2	86400	-	1,586.9
5439000	9/12/2010	1.82	1.82	0.1782	0.32	10293	87.2436%	Fecal		CFU/100 mL	200	283.2	86400	-	1,586.9
5439000	11/28/2010	1.82	1.82	0.1782	0.32	10293	87.2436%	Fecal		CFU/100 mL	200	283.2	86400	-	1,586.9
5439000	1/26/2014	1.82	1.82	0.1782	0.32	10293	87.2436%	Fecal		CFU/100 mL	200	283.2	86400	-	1,586.9
5439000	8/23/2018	1.82	1.82	0.1782	0.32	10293	87.2436%	Fecal		CFU/100 mL	200	283.2	86400	-	1,586.9
5439000	7/22/2005	1.81	1.81	0.1782	0.32	10300	87.3029%	Fecal		CFU/100 mL	200	283.2	86400	-	1,578.2
5439000	11/27/2013	1.81	1.81	0.1782	0.32	10300	87.3029%	Fecal		CFU/100 mL	200	283.2	86400	-	1,578.2
5439000	10/3/2015	1.81	1.81	0.1782	0.32	10300	87.3029%	Fecal		CFU/100 mL	200	283.2	86400	-	1,578.2
5439000	8/17/1992	1.8	1.8	0.1782	0.32	10303	87.3284%	Fecal		CFU/100 mL	200	283.2	86400	-	1,569.4
5439000	1/2/1998	1.8	1.8	0.1782	0.32	10303	87.3284%	Fecal		CFU/100 mL	200	283.2	86400	-	1,569.4
5439000	8/16/1998	1.8	1.8	0.1782	0.32	10303	87.3284%	Fecal		CFU/100 mL	200	283.2	86400	-	1,569.4
5439000	9/20/1998	1.8	1.8	0.1782	0.32	10303	87.3284%	Fecal		CFU/100 mL	200	283.2	86400	-	1,569.4
5439000	9/2/2000	1.8	1.8	0.1782	0.32	10303	87.3284%	Fecal		CFU/100 mL	200	283.2	86400	-	1,569.4
5439000	9/6/2000	1.8	1.8	0.1782	0.32	10303	87.3284%	Fecal		CFU/100 mL	200	283.2	86400	-	1,569.4
5439000	11/22/2002	1.8	1.8	0.1782	0.32	10303	87.3284%	Fecal		CFU/100 mL	200	283.2	86400	-	1,569.4
5439000	10/21/2021	1.8	1.8	0.1782	0.32	10303	87.3284%	Fecal		CFU/100 mL	200	283.2	86400	-	1,569.4
5439000	10/9/2002	1.79	1.79	0.1782	0.32	10311	87.3962%	Fecal		CFU/100 mL	200	283.2	86400	-	1,560.7
5439000	11/5/2010	1.79	1.79	0.1782	0.32	10311	87.3962%	Fecal		CFU/100 mL	200	283.2	86400	-	1,560.7
5439000	2/10/2014	1.79	1.79	0.1782	0.32	10311	87.3962%	Fecal		CFU/100 mL	200	283.2	86400	-	1,560.7
5439000	2/15/2014	1.79	1.79	0.1782	0.32	10311	87.3962%	Fecal		CFU/100 mL	200	283.2	86400	-	1,560.7
5439000	2/16/2014	1.79	1.79	0.1782	0.32	10311	87.3962%	Fecal		CFU/100 mL	200	283.2	86400	-	1,560.7
5439000	9/4/2017	1.79	1.79	0.1782	0.32	10311	87.3962%	Fecal		CFU/100 mL	200	283.2	86400	-	1,560.7
5439000	9/22/2018	1.79	1.79	0.1782	0.32	10311	87.3962%	Fecal		CFU/100 mL	200	283.2	86400	-	1,560.7
5439000	7/21/2002	1.78	1.78	0.1782	0.32	10318	87.4555%	Fecal		CFU/100 mL	200	283.2	86400	-	1,552.0
5439000	10/29/2002	1.78	1.78	0.1782	0.32	10318	87.4555%	Fecal		CFU/100 mL	200	283.2	86400	-	1,552.0
5439000	1/5/2006	1.78	1.78	0.1782	0.32	10318	87.4555%	Fecal		CFU/100 mL	200	283.2	86400	-	1,552.0
5439000	9/25/2010	1.78	1.78	0.1782	0.32	10318	87.4555%	Fecal		CFU/100 mL	200	283.2	86400	-	1,552.0
5439000	1/26/2013	1.78	1.78	0.1782	0.32	10318	87.4555%	Fecal		CFU/100 mL	200	283.2	86400	-	1,552.0
5439000	2/9/2014	1.78	1.78	0.1782	0.32	10318	87.4555%	Fecal		CFU/100 mL	200	283.2	86400	-	1,552.0
5439000	2/11/2014	1.78	1.78	0.1782	0.32	10318	87.4555%	Fecal		CFU/100 mL	200	283.2	86400	-	1,552.0
5439000	2/12/2014	1.78	1.78	0.1782	0.32	10318	87.4555%	Fecal		CFU/100 mL	200	283.2	86400	-	1,552.0
5439000	2/13/2014	1.78	1.78	0.1782	0.32	10318	87.4555%	Fecal		CFU/100 mL	200	283.2	86400	-	1,552.0
5439000	2/14/2014	1.78	1.78	0.1782	0.32	10318	87.4555%	Fecal		CFU/100 mL	200	283.2	86400	-	1,552.0
5439000	9/25/2020	1.78	1.78	0.1782	0.32	10318	87.4555%	Fecal		CFU/100 mL	200	283.2	86400	-	1,552.0
5439000	9/27/2003	1.77	1.77	0.1782	0.32	10329	87.5487%	Fecal		CFU/100 mL	200	283.2	86400	-	1,543.3
5439000	2/8/2006	1.77	1.77	0.1782	0.32	10329	87.5487%	Fecal		CFU/100 mL	200	283.2	86400	-	1,543.3
5439000	7/28/2006	1.77	1.77	0.1782	0.32	10329	87.5487%	Fecal		CFU/100 mL	200	283.2	86400	-	1,543.3
5439000	12/15/2010	1.77	1.77	0.1782	0.32	10329	87.5487%	Fecal		CFU/100 mL	200	283.2	86400	-	1,543.3
5439000	8/9/2004	1.76	1.76	0.1782	0.31	10333	87.5826%	Fecal		CFU/100 mL	200	283.2	86400	-	1,534.6
5439000	8/17/2004	1.76	1.76	0.1782	0.31	10333	87.5826%	Fecal		CFU/100 mL	200	283.2	86400	-	1,534.6
5439000	3/7/2006	1.76	1.76	0.1782	0.31	10333	87.5826%	Fecal		CFU/100 mL	200	283.2	86400	-	1,534.6
5439000	9/23/2010	1.76	1.76	0.1782	0.31	10333	87.5826%	Fecal		CFU/100 mL	200	283.2	86400	-	1,534.6
5439000	1/27/2014	1.76	1.76	0.1782	0.31	10333	87.5826%	Fecal		CFU/100 mL	200	283.2	86400	-	1,534.6
5439000	1/28/2014	1.76	1.76	0.1782	0.31	10333	87.5826%	Fecal		CFU/100 mL	200	283.2	86400	-	1,534.6
5439000	1/29/2014	1.76	1.76	0.1782	0.31	10333	87.5826%	Fecal		CFU/100 mL	200	283.2	86400	-	1,534.6
5439000	1/30/2014	1.76	1.76	0.1782	0.31	10333	87.5826%	Fecal		CFU/100 mL	200	283.2	86400	-	1,534.6
5439000	1/31/2014	1.76	1.76	0.1782	0.31	10333	87.5826%	Fecal		CFU/100 mL	200	283.2	86400	-	1,534.6
5439000	2/1/2014	1.76	1.76	0.1782	0.31	10333	87.5826%	Fecal		CFU/100 mL	200	283.2	86400	-	1,534.6
5439000	2/2/2014	1.76	1.76	0.1782	0.31	10333	87.5826%	Fecal		CFU/100 mL	200	283.2	86400	-	1,534.6
5439000	2/3/2014	1.76	1.76	0.1782	0.31	10333	87.5826%	Fecal		CFU/100 mL	200	283.2	86400	-	1,534.6
5439000	2/4/2014	1.76	1.76	0.1782	0.31	10333	87.5826%	Fecal		CFU/100 mL	200	283.2	86400	-	1,534.6
5439000	2/5/2014	1.76	1.76	0.1782	0.31	10333	87.5826%	Fecal		CFU/100 mL	200	283.2	86400	-	1,534.6
5439000	2/6/2014	1.76	1.76	0.1782	0.31	10333	87.5826%	Fecal		CFU/100 mL	200	283.2	86400	-	1,534.6
5439000	2/7/2014	1.76	1.76	0.1782	0.31	10333	87.5826%	Fecal		CFU/100 mL	200	283.2	86400	-	1,534.6
5439000	2/8/2014	1.76	1.76	0.1782	0.31	10333	87.5826%	Fecal		CFU/100 mL	200	283.2	86400	-	1,534.6
5439000	7/23/2012	1.75	1.75	0.1782	0.31	10350	87.7267%	Fecal		CFU/100 mL	200	283.2	86400	-	1,525.8
5439000	8/18/2020	1.75	1.75	0.1782	0.31	10350	87.7267%	Fecal		CFU/100 mL	200	283.2	86400	-	1,525.8
5439000	11/4/2002	1.74	1.74	0.1782	0.31	10352	87.7437%	Fecal		CFU/100 mL	200	283.2	86400	-	1,517.1
5439000	11/22/2004	1.74	1.74	0.1782	0.31	10352	87.7437%	Fecal		CFU/100 mL	200	283.2	86400	-	1,517.1
5439000	10/3/2002	1.73	1.73	0.1782	0.31	10354	87.7606%	Fecal		CFU/100 mL	200	283.2	86400	-	1,508.4
5439000	2/19/2004	1.73	1.73	0.1782	0.31	10354	87.7606%	Fecal		CFU/100 mL	200	283.2	86400	-	1,508.4
5439000	11/11/2010	1.73	1.73	0.1782	0.31	10354	87.7606%	Fecal		CFU/100 mL	200	283.2	86400	-	1,508.4
5439000	11/18/2010	1.73	1.73	0.1782	0.31	10354	87.7606%	Fecal		CFU/100 mL	200	283.2	86400	-	1,508.4
5439000	9/7/2006	1.72	1.72	0.1782	0.31	10358	87.7945%	Fecal		CFU/100 mL	200	283.2	86400	-	1,499.7
5439000	10/8/2015	1.72	1.72	0.1782	0.31	10358	87.7945%	Fecal		CFU/100 mL	200	283.2	86400	-	1,499.7
5439000	9/27/2018	1.72	1.72	0.1782	0.31	10358	87.7945%	Fecal		CFU/100 mL	200	283.2	86400	-	1,499.7
5439000	7/28/2002	1.71	1.71	0.1782	0.30	10361	87.8200%	Fecal		CFU/100 mL	200	283.2	86400	-	1,491.0
5439000	11/2/2002	1.71	1.71	0.1782	0.30	10361	87.8200%	Fecal		CFU/100 mL	200	283.2	86400	-	1,491.0
5439000	7/30/2003	1.71	1.71	0.1782	0.30	10361	87.8200%	Fecal		CFU/100 mL	200	283.2	86400	-	1,491.0
5439000	11/6/2005	1.71	1.71	0.1782	0.30	10361	87.8200%	Fecal		CFU/100 mL	200	283.2	86400	-	1,491.0
5439000	8/15/2008	1.71	1.71	0.1782	0.30	10361	87.8200%	Fecal		CFU/100 mL	200	283.2	86400	-	1,491.0
5439000	8/20/2020	1.71	1.71	0.1782	0.30	10361	87.8200%	Fecal		CFU/100 mL	200	283.2	86400	-	1,491.0
5439000	8/30/2021	1.71	1.71	0.1782	0.30	10361	87.8200%	Fecal		CFU/100 mL	200	283.2	86400	-	1,491.0
5439000	10/19/2021	1.71	1.71	0.1782	0.30	10361	87.8200%	Fecal		CFU/100 mL	200	283.2	86400	-	1,491.0
5439000	8/12/1995	1.7	1.7	0.1782	0.30	10369	87.8878%	Fecal		CFU/100 mL	200	283.2	86400	-	1,482.3
5439000	8/13/1995	1.7	1.7	0.1782	0.30	10369	87.8878%	Fecal		CFU/100 mL	200	283.2	86400	-	1,482.3
5439000	8/21/1997	1.7	1.7	0.1782	0.30	10369	87.8878%	Fecal		CFU/100 mL	200	283.2	86400	-	1,482.3
5439000	12/26/1997	1.7	1.7	0.1782	0.30	10369	87.8878%	Fecal		CFU/100 mL	200	283.2	86400	-	1,482.3
5439000	8/15/1998	1.7	1.7	0.1782	0.30	10369	87.8878%	Fecal		CFU/100 mL	200	283.2	86400	-	1,482.3
5439000	9/10/1998	1.7	1.7	0.1782	0.30	10369	87.8878%	Fecal		CFU/100 mL	200	283.2	86400	-	1,482.3
5439000	8/13/1999	1.7	1.7	0.1782	0.30	10369	87.8878%	Fecal		CFU/100 mL	200	283.2	86400	-	1,482.3

Gage ID	Date	Discharge (CFS)	Gage Discharge (less Surrogate NPDES) (CFS)	Watershed Area Ratio	Calculated flow (CFS)	Rank	Flow Exceedance %	Parameter	Results	Units (mg or micro_gram	Limit/Standard	100mL/CF	sec/day	Actual Load (million colonies/day)	Allowable Load (million colonies/day)
5439000	9/8/2000	1.7	1.7	0.1782	0.30	10369	87.8878%	Fecal		CFU/100 mL	200	283.2	86400	-	1,482.3
5439000	7/25/2001	1.7	1.7	0.1782	0.30	10369	87.8878%	Fecal		CFU/100 mL	200	283.2	86400	-	1,482.3
5439000	11/1/2002	1.7	1.7	0.1782	0.30	10369	87.8878%	Fecal		CFU/100 mL	200	283.2	86400	-	1,482.3
5439000	4/25/2003	1.7	1.7	0.1782	0.30	10369	87.8878%	Fecal		CFU/100 mL	200	283.2	86400	-	1,482.3
5439000	1/19/2004	1.7	1.7	0.1782	0.30	10369	87.8878%	Fecal		CFU/100 mL	200	283.2	86400	-	1,482.3
5439000	10/7/2015	1.7	1.7	0.1782	0.30	10369	87.8878%	Fecal		CFU/100 mL	200	283.2	86400	-	1,482.3
5439000	10/19/2002	1.69	1.69	0.1782	0.30	10382	87.9980%	Fecal		CFU/100 mL	200	283.2	86400	-	1,473.5
5439000	1/1/2006	1.69	1.69	0.1782	0.30	10382	87.9980%	Fecal		CFU/100 mL	200	283.2	86400	-	1,473.5
5439000	11/19/2010	1.69	1.69	0.1782	0.30	10382	87.9980%	Fecal		CFU/100 mL	200	283.2	86400	-	1,473.5
5439000	9/24/2012	1.69	1.69	0.1782	0.30	10382	87.9980%	Fecal		CFU/100 mL	200	283.2	86400	-	1,473.5
5439000	10/6/2015	1.69	1.69	0.1782	0.30	10382	87.9980%	Fecal		CFU/100 mL	200	283.2	86400	-	1,473.5
5439000	9/18/2002	1.68	1.68	0.1782	0.30	10387	88.0403%	Fecal		CFU/100 mL	200	283.2	86400	-	1,464.8
5439000	11/25/2003	1.68	1.68	0.1782	0.30	10387	88.0403%	Fecal		CFU/100 mL	200	283.2	86400	-	1,464.8
5439000	9/18/2016	1.68	1.68	0.1782	0.30	10387	88.0403%	Fecal		CFU/100 mL	200	283.2	86400	-	1,464.8
5439000	11/9/2003	1.67	1.67	0.1782	0.30	10390	88.0658%	Fecal		CFU/100 mL	200	283.2	86400	-	1,456.1
5439000	9/5/2002	1.66	1.66	0.1782	0.30	10391	88.0742%	Fecal		CFU/100 mL	200	283.2	86400	-	1,447.4
5439000	10/20/2002	1.66	1.66	0.1782	0.30	10391	88.0742%	Fecal		CFU/100 mL	200	283.2	86400	-	1,447.4
5439000	12/2/2003	1.66	1.66	0.1782	0.30	10391	88.0742%	Fecal		CFU/100 mL	200	283.2	86400	-	1,447.4
5439000	12/4/2013	1.66	1.66	0.1782	0.30	10391	88.0742%	Fecal		CFU/100 mL	200	283.2	86400	-	1,447.4
5439000	8/17/2016	1.66	1.66	0.1782	0.30	10391	88.0742%	Fecal		CFU/100 mL	200	283.2	86400	-	1,447.4
5439000	10/25/2003	1.65	1.65	0.1782	0.29	10396	88.1166%	Fecal		CFU/100 mL	200	283.2	86400	-	1,438.7
5439000	11/3/2010	1.65	1.65	0.1782	0.29	10396	88.1166%	Fecal		CFU/100 mL	200	283.2	86400	-	1,438.7
5439000	10/31/2002	1.64	1.64	0.1782	0.29	10398	88.1336%	Fecal		CFU/100 mL	200	283.2	86400	-	1,429.9
5439000	2/7/2006	1.64	1.64	0.1782	0.29	10398	88.1336%	Fecal		CFU/100 mL	200	283.2	86400	-	1,429.9
5439000	10/12/2006	1.64	1.64	0.1782	0.29	10398	88.1336%	Fecal		CFU/100 mL	200	283.2	86400	-	1,429.9
5439000	9/19/2010	1.64	1.64	0.1782	0.29	10398	88.1336%	Fecal		CFU/100 mL	200	283.2	86400	-	1,429.9
5439000	11/11/2012	1.63	1.63	0.1782	0.29	10402	88.1675%	Fecal		CFU/100 mL	200	283.2	86400	-	1,421.2
5439000	9/11/2008	1.62	1.62	0.1782	0.29	10403	88.1760%	Fecal		CFU/100 mL	200	283.2	86400	-	1,412.5
5439000	1/17/2013	1.62	1.62	0.1782	0.29	10403	88.1760%	Fecal		CFU/100 mL	200	283.2	86400	-	1,412.5
5439000	10/2/2021	1.61	1.61	0.1782	0.29	10405	88.1929%	Fecal		CFU/100 mL	200	283.2	86400	-	1,403.8
5439000	10/20/1997	1.6	1.6	0.1782	0.29	10406	88.2014%	Fecal		CFU/100 mL	200	283.2	86400	-	1,395.1
5439000	8/14/1998	1.6	1.6	0.1782	0.29	10406	88.2014%	Fecal		CFU/100 mL	200	283.2	86400	-	1,395.1
5439000	8/19/1998	1.6	1.6	0.1782	0.29	10406	88.2014%	Fecal		CFU/100 mL	200	283.2	86400	-	1,395.1
5439000	8/20/1998	1.6	1.6	0.1782	0.29	10406	88.2014%	Fecal		CFU/100 mL	200	283.2	86400	-	1,395.1
5439000	9/2/1998	1.6	1.6	0.1782	0.29	10406	88.2014%	Fecal		CFU/100 mL	200	283.2	86400	-	1,395.1
5439000	9/5/1998	1.6	1.6	0.1782	0.29	10406	88.2014%	Fecal		CFU/100 mL	200	283.2	86400	-	1,395.1
5439000	9/27/1998	1.6	1.6	0.1782	0.29	10406	88.2014%	Fecal		CFU/100 mL	200	283.2	86400	-	1,395.1
5439000	8/8/1999	1.6	1.6	0.1782	0.29	10406	88.2014%	Fecal		CFU/100 mL	200	283.2	86400	-	1,395.1
5439000	8/29/1999	1.6	1.6	0.1782	0.29	10406	88.2014%	Fecal		CFU/100 mL	200	283.2	86400	-	1,395.1
5439000	9/8/2001	1.6	1.6	0.1782	0.29	10406	88.2014%	Fecal		CFU/100 mL	200	283.2	86400	-	1,395.1
5439000	12/21/2002	1.6	1.6	0.1782	0.29	10406	88.2014%	Fecal		CFU/100 mL	200	283.2	86400	-	1,395.1
5439000	9/20/2010	1.6	1.6	0.1782	0.29	10406	88.2014%	Fecal		CFU/100 mL	200	283.2	86400	-	1,395.1
5439000	10/3/2020	1.6	1.6	0.1782	0.29	10406	88.2014%	Fecal		CFU/100 mL	200	283.2	86400	-	1,395.1
5439000	9/2/2002	1.59	1.59	0.1782	0.28	10419	88.3116%	Fecal		CFU/100 mL	200	283.2	86400	-	1,386.3
5439000	3/24/2003	1.59	1.59	0.1782	0.28	10419	88.3116%	Fecal		CFU/100 mL	200	283.2	86400	-	1,386.3
5439000	11/23/2004	1.59	1.59	0.1782	0.28	10419	88.3116%	Fecal		CFU/100 mL	200	283.2	86400	-	1,386.3
5439000	10/5/2006	1.59	1.59	0.1782	0.28	10419	88.3116%	Fecal		CFU/100 mL	200	283.2	86400	-	1,386.3
5439000	12/5/2013	1.59	1.59	0.1782	0.28	10419	88.3116%	Fecal		CFU/100 mL	200	283.2	86400	-	1,386.3
5439000	11/10/2004	1.58	1.58	0.1782	0.28	10424	88.3540%	Fecal		CFU/100 mL	200	283.2	86400	-	1,377.6
5439000	2/9/2006	1.58	1.58	0.1782	0.28	10424	88.3540%	Fecal		CFU/100 mL	200	283.2	86400	-	1,377.6
5439000	11/2/2010	1.58	1.58	0.1782	0.28	10424	88.3540%	Fecal		CFU/100 mL	200	283.2	86400	-	1,377.6
5439000	10/3/2013	1.58	1.58	0.1782	0.28	10424	88.3540%	Fecal		CFU/100 mL	200	283.2	86400	-	1,377.6
5439000	10/27/2002	1.57	1.57	0.1782	0.28	10428	88.3879%	Fecal		CFU/100 mL	200	283.2	86400	-	1,368.9
5439000	8/30/2004	1.57	1.57	0.1782	0.28	10428	88.3879%	Fecal		CFU/100 mL	200	283.2	86400	-	1,368.9
5439000	11/15/2013	1.57	1.57	0.1782	0.28	10428	88.3879%	Fecal		CFU/100 mL	200	283.2	86400	-	1,368.9
5439000	10/21/2002	1.56	1.56	0.1782	0.28	10431	88.4133%	Fecal		CFU/100 mL	200	283.2	86400	-	1,360.2
5439000	12/10/2012	1.56	1.56	0.1782	0.28	10431	88.4133%	Fecal		CFU/100 mL	200	283.2	86400	-	1,360.2
5439000	10/22/2002	1.55	1.55	0.1782	0.28	10433	88.4302%	Fecal		CFU/100 mL	200	283.2	86400	-	1,351.5
5439000	9/16/2006	1.55	1.55	0.1782	0.28	10433	88.4302%	Fecal		CFU/100 mL	200	283.2	86400	-	1,351.5
5439000	9/5/2020	1.55	1.55	0.1782	0.28	10433	88.4302%	Fecal		CFU/100 mL	200	283.2	86400	-	1,351.5
5439000	9/22/2021	1.55	1.55	0.1782	0.28	10433	88.4302%	Fecal		CFU/100 mL	200	283.2	86400	-	1,351.5
5439000	9/12/1994	1.54	1.54	0.1782	0.27	10437	88.4641%	Fecal		CFU/100 mL	200	283.2	86400	-	1,342.7
5439000	7/30/2002	1.54	1.54	0.1782	0.27	10437	88.4641%	Fecal		CFU/100 mL	200	283.2	86400	-	1,342.7
5439000	9/10/2012	1.54	1.54	0.1782	0.27	10437	88.4641%	Fecal		CFU/100 mL	200	283.2	86400	-	1,342.7
5439000	10/29/2012	1.54	1.54	0.1782	0.27	10437	88.4641%	Fecal		CFU/100 mL	200	283.2	86400	-	1,342.7
5439000	12/17/2012	1.53	1.53	0.1782	0.27	10441	88.4981%	Fecal		CFU/100 mL	200	283.2	86400	-	1,334.0
5439000	11/10/2003	1.52	1.52	0.1782	0.27	10442	88.5065%	Fecal		CFU/100 mL	200	283.2	86400	-	1,325.3
5439000	8/21/2008	1.52	1.52	0.1782	0.27	10442	88.5065%	Fecal		CFU/100 mL	200	283.2	86400	-	1,325.3
5439000	9/8/1994	1.51	1.51	0.1782	0.27	10444	88.5235%	Fecal		CFU/100 mL	200	283.2	86400	-	1,316.6
5439000	8/31/2002	1.51	1.51	0.1782	0.27	10444	88.5235%	Fecal		CFU/100 mL	200	283.2	86400	-	1,316.6
5439000	9/1/2002	1.51	1.51	0.1782	0.27	10444	88.5235%	Fecal		CFU/100 mL	200	283.2	86400	-	1,316.6
5439000	10/5/2020	1.51	1.51	0.1782	0.27	10444	88.5235%	Fecal		CFU/100 mL	200	283.2	86400	-	1,316.6
5439000	9/16/1997	1.5	1.5	0.1782	0.27	10448	88.5574%	Fecal		CFU/100 mL	200	283.2	86400	-	1,307.9
5439000	9/26/1998	1.5	1.5	0.1782	0.27	10448	88.5574%	Fecal		CFU/100 mL	200	283.2	86400	-	1,307.9
5439000	8/9/1999	1.5	1.5	0.1782	0.27	10448	88.5574%	Fecal		CFU/100 mL	200	283.2	86400	-	1,307.9
5439000	8/3/2001	1.5	1.5	0.1782	0.27	10448	88.5574%	Fecal		CFU/100 mL	200	283.2	86400	-	1,307.9
5439000	11/18/2002	1.5	1.5	0.1782	0.27	10448	88.5574%	Fecal		CFU/100 mL	200	283.2	86400	-	1,307.9
5439000	1/20/2004	1.5	1.5	0.1782	0.27	10448	88.5574%	Fecal		CFU/100 mL	200	283.2	86400	-	1,307.9
5439000	2/18/2004	1.5	1.5	0.1782	0.27	10448	88.5574%	Fecal		CFU/100 mL	200	283.2	86400	-	1,307.9
5439000	11/10/2010	1.5	1.5	0.1782	0.27	10448	88.5574%	Fecal		CFU/100 mL	200	283.2	86400	-	1,307.9
5439000	10/1/2020	1.5	1.5	0.1782	0.27	10448	88.5574%	Fecal		CFU/100 mL	200	283.2	86400	-	1,307.9
5439000	11/26/2003	1.49	1.49	0.1782	0.27	10457	88.6337%	Fecal		CFU/100 mL	200	283.2	86400	-	1,299.1
5439000	8/18/2012	1.49	1.49	0.1782	0.27	10457	88.6337%	Fecal		CFU/100 mL	200	283.2	86400	-	1,299.1
5439000	10/21/2015	1.49	1.49	0.1782	0.27	10457	88.6337%	Fecal		CFU/100 mL	200	283.2	86400	-	1,299.1
5439000	10/28/2002	1.48	1.48	0.1782	0.26	10460	88.6591%	Fecal		CFU/100 mL	200	283.2	86400	-	1,290.4
5439000	12/7/2003	1.48	1.48	0.1782	0.26	10460	88.6591%	Fecal		CFU/100 mL	200	283.2	86400	-	1,290.4
5439000	8/2/2004	1.48	1.48	0.1782	0.26	10460	88.6591%	Fecal		CFU/100 mL	200	283.2	86400	-	1,290.4
5439000	8/26/2004	1.48	1.48	0.1782	0.26	10460	88.6591%	Fecal		CFU/100 mL	200	283.2	86400	-	1,290.4
5439000	9/5/2004	1.48	1.48	0.1782	0.26	10460	88.6591%	Fecal		CFU/100 mL	200	283.2	86400	-	1,290.4
5439000	11/18/2004	1.47	1.47	0.1782	0.26	10465	88.7015%	Fecal		CFU/100 mL	200	283.2	86400	-	1,281.7
5439000	11/20/2010	1.47	1.47	0.1782	0.26	10465	88.7015%	Fecal		CFU/100 mL	200	283.2	86400	-	1,281.7
5439000	9/4/2020	1.46	1.46	0.1782	0.26	10467	88.7184%	Fecal		CFU/100 mL	200	283.2	86400	-	1,273.0
5439000	10/20/2021	1.46	1.46	0.1782	0.26	10467	88.7184%	Fecal		CFU/100 mL	200	283.2	86400	-	1,273.0
5439000	8/9/1994	1.45	1.45	0.1782	0.26	10469	88.7354%	Fecal		CFU/100 mL	200	283.2	86400	-	1,264.3
5439000	8/24/2004	1.45	1.45	0.1782	0.26	10469	88.7354%	Fecal		CFU/100 mL	200	283.2	86400	-	1,264.3
5439000	8/21/2020	1.45	1.45	0.1782	0.26	10469	88.7354%	Fecal		CFU/100 mL	200	283.2	86400	-	1,264.3
5439000	10/18/2002	1.44	1.44	0.1782	0.26	10472	88.7608%	Fecal		CFU/100 mL	200	283.2	86400	-	1,255.6
5439000	11/13/2003	1.44	1.44	0.1782	0.26	10472	88.7608%	Fecal		CFU/100 mL	200	283.2	86400	-	1,255.6
5439000	8/10/2004	1.44	1.44	0.1782	0.26	10472	88.7608%	Fecal		CFU/100 mL	200	283.2	86400	-	1,255.6
5439000	9/7/2008	1.44	1.44	0.1782	0.26	10472	88.7608%	Fecal		CFU/100 mL	200	283.2	86400	-	1,255.6
5439000	11/8/2010	1.44	1.44	0.1782	0.26	10472	88.7608%	Fecal		CFU/100 mL	200	283.2	86400	-	1,255.6
5439000	11/21/2010	1.44	1.44	0.1782	0.26	10472	88.7608%	Fecal		CFU/100 mL	200	283.2	86400	-	1,255.6
5439000	9/20/2011	1.44	1.44	0.1782	0.26	10472	88.7608%	Fecal		CFU/100 mL	200	283.2	86400	-	1,255.6
5439000	9/22/1994	1.43	1.43	0.1782	0.25	10479	88.8201%	Fecal		CFU/100 mL	200	283.2	86400	-	1,246.8
5439000	10/15/2002	1.43	1.43	0.1782	0.25	10479	88.8201%	Fecal		CFU/100 mL	200	283.2	86400	-	1,246.8
5439000	7/29/2012	1.43	1.43	0.1782	0.25	10479	88.8201%	Fecal		CFU/100 mL	200	283.2	86400	-	1,246.8
5439000	9/17/2018	1.43	1.43	0.1782	0.25	10479	88.8201%	Fecal		CFU/100 mL	200	283.2	86400	-	1,246.8
5439000	10/26/2003	1.42	1.42	0.1782	0.25	10483	88.8540%	Fecal		CFU/100 mL	200	283.2	86400	-	1,238.1
5439000	12/3/2003	1.41	1.41	0.1782	0.25	10484	88.8625%	Fecal		CFU/100 mL	200	283.2	86400	-	1,229.4
5439000	7/8/2005	1.41	1.41	0.1782	0.25	10484	88.8625%	Fecal		CFU/100 mL	200	283.2	86400	-	1,229.4
5439000	8/6/2006	1.41	1.41	0.1782	0.25	10484	88.8625%	Fecal		CFU/100 mL	200	283.2	86400	-	1,229.4
5439000	11/4/2010	1.41	1.41	0.1782	0.25	10484	88.8625%	Fecal		CFU/100 mL	200	283.2	86400	-	1,229.4
5439000	8/27/1995	1.4	1.4	0.1782	0.25	10488	88.8964%	Fecal		CFU/100 mL	200	283.2	86400	-	1,220.7
5439000	9/10/1995	1.4	1.4	0.1782	0.25	10488	88.8964%	Fecal		CFU/100 mL	200	283.2	86400	-	1,220.7
5439000	9/24/1995	1.4	1.4	0.1782	0.25	10488	88.8964%	Fecal		CFU/100 mL	200	283.2	86400	-	1,220.7
5439000	7/26/1997	1.4	1.4	0.1782	0.25	10488	88.8964%	Fecal		CFU/100 mL	200	283.2	86400	-	1,220.7
5439000	12/11/1997	1.4	1.4	0.1782	0.25	10488	88.8964%	Fecal		CFU/100 mL	200	283.2	86400	-	1,220.7
5439000	12/27/1997	1.4	1.4	0.1782	0.25	10488	88.8964%	Fecal		CFU/100 mL	200	283.2	86400	-	1,220.7
5439000	8/17/1998	1.4	1.4	0.1782	0.25	10488	88.8964%	Fecal		CFU/100 mL	200	283.2	86400	-	1,220.7
5439000	8/23/1998	1.4	1.4	0.1782	0.25	10488	88.8964%	Fecal		CFU/100 mL	200	283.2	86400	-	1,220.7
5439000	9/8/1998	1.4	1.4	0.1782	0.25	10488	88.8964%	Fecal		CFU/100 mL	200	283.2	86400	-	1,220.7
5439000	8/4/1999	1.4	1.4	0.1782	0.25	10488	88.8964%	Fecal		CFU/100 mL	200	283.2	86400	-	1,220.7
5439000	8/6/1999	1.4	1.4	0.1782	0.25	10488	88.8964%	Fecal		CFU/100 mL	200	283.2	86400	-	1,220.7
5439000	9/13/1999	1.4	1.4	0.1782	0.25	10488	88.8964%	Fecal		CFU/100 mL	200	283.2	86400	-	1,220.7
5439000	9/6/2001	1.4	1.4	0.1782	0.25	10488	88.8964%	Fecal		CFU/100 mL	200	283.2	86400	-	1,220.7

Gage ID	Date	Discharge (CFS)	Gage Discharge (less Surrogate NPDES) (CFS)	Watershed Area Ratio	Calculated flow (CFS)	Rank	Flow Exceedance %	Parameter	Results	Units (mg or micro_gram	Limit/Standard	100mL/CF	sec/day	Actual Load (million colonies/day)	Allowable Load (million colonies/day)
5439000	9/11/2001	1.4	1.4	0.1782	0.25	10488	88.8964%	Fecal		CFU/100 mL	200	283.2	86400	-	1,220.7
5439000	10/8/2002	1.4	1.4	0.1782	0.25	10488	88.8964%	Fecal		CFU/100 mL	200	283.2	86400	-	1,220.7
5439000	10/24/2002	1.4	1.4	0.1782	0.25	10488	88.8964%	Fecal		CFU/100 mL	200	283.2	86400	-	1,220.7
5439000	8/7/2003	1.4	1.4	0.1782	0.25	10488	88.8964%	Fecal		CFU/100 mL	200	283.2	86400	-	1,220.7
5439000	7/29/2006	1.4	1.4	0.1782	0.25	10488	88.8964%	Fecal		CFU/100 mL	200	283.2	86400	-	1,220.7
5439000	9/13/2010	1.4	1.4	0.1782	0.25	10488	88.8964%	Fecal		CFU/100 mL	200	283.2	86400	-	1,220.7
5439000	11/15/2005	1.39	1.39	0.1782	0.25	10507	89.0575%	Fecal		CFU/100 mL	200	283.2	86400	-	1,212.0
5439000	11/9/2010	1.39	1.39	0.1782	0.25	10507	89.0575%	Fecal		CFU/100 mL	200	283.2	86400	-	1,212.0
5439000	8/19/2011	1.39	1.39	0.1782	0.25	10507	89.0575%	Fecal		CFU/100 mL	200	283.2	86400	-	1,212.0
5439000	10/5/2013	1.39	1.39	0.1782	0.25	10507	89.0575%	Fecal		CFU/100 mL	200	283.2	86400	-	1,212.0
5439000	8/16/2008	1.38	1.38	0.1782	0.25	10511	89.0914%	Fecal		CFU/100 mL	200	283.2	86400	-	1,203.2
5439000	10/20/2015	1.38	1.38	0.1782	0.25	10511	89.0914%	Fecal		CFU/100 mL	200	283.2	86400	-	1,203.2
5439000	9/30/2018	1.38	1.38	0.1782	0.25	10511	89.0914%	Fecal		CFU/100 mL	200	283.2	86400	-	1,203.2
5439000	9/27/2006	1.37	1.37	0.1782	0.24	10514	89.1168%	Fecal		CFU/100 mL	200	283.2	86400	-	1,194.5
5439000	8/13/2012	1.37	1.37	0.1782	0.24	10514	89.1168%	Fecal		CFU/100 mL	200	283.2	86400	-	1,194.5
5439000	9/19/2013	1.37	1.37	0.1782	0.24	10514	89.1168%	Fecal		CFU/100 mL	200	283.2	86400	-	1,194.5
5439000	4/28/2003	1.36	1.36	0.1782	0.24	10517	89.1422%	Fecal		CFU/100 mL	200	283.2	86400	-	1,185.8
5439000	10/25/2004	1.36	1.36	0.1782	0.24	10517	89.1422%	Fecal		CFU/100 mL	200	283.2	86400	-	1,185.8
5439000	7/10/2005	1.36	1.36	0.1782	0.24	10517	89.1422%	Fecal		CFU/100 mL	200	283.2	86400	-	1,185.8
5439000	2/10/2006	1.36	1.36	0.1782	0.24	10517	89.1422%	Fecal		CFU/100 mL	200	283.2	86400	-	1,185.8
5439000	12/25/2012	1.36	1.36	0.1782	0.24	10517	89.1422%	Fecal		CFU/100 mL	200	283.2	86400	-	1,185.8
5439000	9/19/2016	1.36	1.36	0.1782	0.24	10517	89.1422%	Fecal		CFU/100 mL	200	283.2	86400	-	1,185.8
5439000	9/26/2010	1.35	1.35	0.1782	0.24	10523	89.1931%	Fecal		CFU/100 mL	200	283.2	86400	-	1,177.1
5439000	12/18/2010	1.35	1.35	0.1782	0.24	10523	89.1931%	Fecal		CFU/100 mL	200	283.2	86400	-	1,177.1
5439000	8/22/2020	1.35	1.35	0.1782	0.24	10523	89.1931%	Fecal		CFU/100 mL	200	283.2	86400	-	1,177.1
5439000	8/31/2021	1.35	1.35	0.1782	0.24	10523	89.1931%	Fecal		CFU/100 mL	200	283.2	86400	-	1,177.1
5439000	11/27/2003	1.34	1.34	0.1782	0.24	10527	89.2270%	Fecal		CFU/100 mL	200	283.2	86400	-	1,168.4
5439000	9/16/2004	1.34	1.34	0.1782	0.24	10527	89.2270%	Fecal		CFU/100 mL	200	283.2	86400	-	1,168.4
5439000	12/16/2010	1.33	1.33	0.1782	0.24	10529	89.2439%	Fecal		CFU/100 mL	200	283.2	86400	-	1,159.6
5439000	10/23/2002	1.32	1.32	0.1782	0.24	10530	89.2524%	Fecal		CFU/100 mL	200	283.2	86400	-	1,150.9
5439000	8/14/2005	1.32	1.32	0.1782	0.24	10530	89.2524%	Fecal		CFU/100 mL	200	283.2	86400	-	1,150.9
5439000	11/9/2005	1.32	1.32	0.1782	0.24	10530	89.2524%	Fecal		CFU/100 mL	200	283.2	86400	-	1,150.9
5439000	10/10/2012	1.32	1.32	0.1782	0.24	10530	89.2524%	Fecal		CFU/100 mL	200	283.2	86400	-	1,150.9
5439000	9/5/2013	1.32	1.32	0.1782	0.24	10530	89.2524%	Fecal		CFU/100 mL	200	283.2	86400	-	1,150.9
5439000	10/9/2015	1.32	1.32	0.1782	0.24	10530	89.2524%	Fecal		CFU/100 mL	200	283.2	86400	-	1,150.9
5439000	11/11/2003	1.31	1.31	0.1782	0.23	10536	89.3033%	Fecal		CFU/100 mL	200	283.2	86400	-	1,142.2
5439000	8/27/2013	1.31	1.31	0.1782	0.23	10536	89.3033%	Fecal		CFU/100 mL	200	283.2	86400	-	1,142.2
5439000	8/14/1995	1.3	1.3	0.1782	0.23	10538	89.3202%	Fecal		CFU/100 mL	200	283.2	86400	-	1,133.5
5439000	8/28/1995	1.3	1.3	0.1782	0.23	10538	89.3202%	Fecal		CFU/100 mL	200	283.2	86400	-	1,133.5
5439000	8/29/1995	1.3	1.3	0.1782	0.23	10538	89.3202%	Fecal		CFU/100 mL	200	283.2	86400	-	1,133.5
5439000	10/9/1997	1.3	1.3	0.1782	0.23	10538	89.3202%	Fecal		CFU/100 mL	200	283.2	86400	-	1,133.5
5439000	10/15/1997	1.3	1.3	0.1782	0.23	10538	89.3202%	Fecal		CFU/100 mL	200	283.2	86400	-	1,133.5
5439000	12/3/1997	1.3	1.3	0.1782	0.23	10538	89.3202%	Fecal		CFU/100 mL	200	283.2	86400	-	1,133.5
5439000	8/18/1998	1.3	1.3	0.1782	0.23	10538	89.3202%	Fecal		CFU/100 mL	200	283.2	86400	-	1,133.5
5439000	9/28/1998	1.3	1.3	0.1782	0.23	10538	89.3202%	Fecal		CFU/100 mL	200	283.2	86400	-	1,133.5
5439000	8/5/1999	1.3	1.3	0.1782	0.23	10538	89.3202%	Fecal		CFU/100 mL	200	283.2	86400	-	1,133.5
5439000	8/14/1999	1.3	1.3	0.1782	0.23	10538	89.3202%	Fecal		CFU/100 mL	200	283.2	86400	-	1,133.5
5439000	8/1/2001	1.3	1.3	0.1782	0.23	10538	89.3202%	Fecal		CFU/100 mL	200	283.2	86400	-	1,133.5
5439000	2/17/2004	1.3	1.3	0.1782	0.23	10538	89.3202%	Fecal		CFU/100 mL	200	283.2	86400	-	1,133.5
5439000	8/18/2004	1.3	1.3	0.1782	0.23	10538	89.3202%	Fecal		CFU/100 mL	200	283.2	86400	-	1,133.5
5439000	9/20/2006	1.3	1.3	0.1782	0.23	10538	89.3202%	Fecal		CFU/100 mL	200	283.2	86400	-	1,133.5
5439000	12/7/2010	1.3	1.3	0.1782	0.23	10538	89.3202%	Fecal		CFU/100 mL	200	283.2	86400	-	1,133.5
5439000	12/24/2010	1.3	1.3	0.1782	0.23	10538	89.3202%	Fecal		CFU/100 mL	200	283.2	86400	-	1,133.5
5439000	11/28/2013	1.3	1.3	0.1782	0.23	10538	89.3202%	Fecal		CFU/100 mL	200	283.2	86400	-	1,133.5
5439000	10/11/2015	1.3	1.3	0.1782	0.23	10538	89.3202%	Fecal		CFU/100 mL	200	283.2	86400	-	1,133.5
5439000	8/23/2020	1.3	1.3	0.1782	0.23	10538	89.3202%	Fecal		CFU/100 mL	200	283.2	86400	-	1,133.5
5439000	12/20/2010	1.29	1.29	0.1782	0.23	10557	89.4813%	Fecal		CFU/100 mL	200	283.2	86400	-	1,124.8
5439000	7/14/2012	1.29	1.29	0.1782	0.23	10557	89.4813%	Fecal		CFU/100 mL	200	283.2	86400	-	1,124.8
5439000	10/10/2021	1.29	1.29	0.1782	0.23	10557	89.4813%	Fecal		CFU/100 mL	200	283.2	86400	-	1,124.8
5439000	7/25/2005	1.28	1.28	0.1782	0.23	10560	89.5067%	Fecal		CFU/100 mL	200	283.2	86400	-	1,116.0
5439000	9/14/2012	1.28	1.28	0.1782	0.23	10560	89.5067%	Fecal		CFU/100 mL	200	283.2	86400	-	1,116.0
5439000	4/26/2003	1.26	1.26	0.1782	0.22	10562	89.5236%	Fecal		CFU/100 mL	200	283.2	86400	-	1,098.6
5439000	12/8/2003	1.26	1.26	0.1782	0.22	10562	89.5236%	Fecal		CFU/100 mL	200	283.2	86400	-	1,098.6
5439000	7/9/2005	1.26	1.26	0.1782	0.22	10562	89.5236%	Fecal		CFU/100 mL	200	283.2	86400	-	1,098.6
5439000	8/27/2012	1.26	1.26	0.1782	0.22	10562	89.5236%	Fecal		CFU/100 mL	200	283.2	86400	-	1,098.6
5439000	11/28/2003	1.25	1.25	0.1782	0.22	10566	89.5576%	Fecal		CFU/100 mL	200	283.2	86400	-	1,089.9
5439000	7/28/2005	1.25	1.25	0.1782	0.22	10566	89.5576%	Fecal		CFU/100 mL	200	283.2	86400	-	1,089.9
5439000	12/3/2013	1.25	1.25	0.1782	0.22	10566	89.5576%	Fecal		CFU/100 mL	200	283.2	86400	-	1,089.9
5439000	10/10/2015	1.25	1.25	0.1782	0.22	10566	89.5576%	Fecal		CFU/100 mL	200	283.2	86400	-	1,089.9
5439000	10/5/2021	1.25	1.25	0.1782	0.22	10566	89.5576%	Fecal		CFU/100 mL	200	283.2	86400	-	1,089.9
5439000	8/17/2008	1.24	1.24	0.1782	0.22	10571	89.5999%	Fecal		CFU/100 mL	200	283.2	86400	-	1,081.2
5439000	11/30/2005	1.23	1.23	0.1782	0.22	10572	89.6084%	Fecal		CFU/100 mL	200	283.2	86400	-	1,072.5
5439000	2/11/2006	1.23	1.23	0.1782	0.22	10572	89.6084%	Fecal		CFU/100 mL	200	283.2	86400	-	1,072.5
5439000	8/28/2006	1.23	1.23	0.1782	0.22	10572	89.6084%	Fecal		CFU/100 mL	200	283.2	86400	-	1,072.5
5439000	9/21/2012	1.23	1.23	0.1782	0.22	10572	89.6084%	Fecal		CFU/100 mL	200	283.2	86400	-	1,072.5
5439000	8/24/2018	1.23	1.23	0.1782	0.22	10572	89.6084%	Fecal		CFU/100 mL	200	283.2	86400	-	1,072.5
5439000	10/7/2013	1.22	1.22	0.1782	0.22	10577	89.6508%	Fecal		CFU/100 mL	200	283.2	86400	-	1,063.7
5439000	10/12/2015	1.22	1.22	0.1782	0.22	10577	89.6508%	Fecal		CFU/100 mL	200	283.2	86400	-	1,063.7
5439000	9/25/2014	1.21	1.21	0.1782	0.22	10579	89.6677%	Fecal		CFU/100 mL	200	283.2	86400	-	1,055.0
5439000	9/3/1991	1.2	1.2	0.1782	0.21	10580	89.6762%	Fecal		CFU/100 mL	200	283.2	86400	-	1,046.3
5439000	8/30/1995	1.2	1.2	0.1782	0.21	10580	89.6762%	Fecal		CFU/100 mL	200	283.2	86400	-	1,046.3
5439000	9/25/1995	1.2	1.2	0.1782	0.21	10580	89.6762%	Fecal		CFU/100 mL	200	283.2	86400	-	1,046.3
5439000	9/30/1995	1.2	1.2	0.1782	0.21	10580	89.6762%	Fecal		CFU/100 mL	200	283.2	86400	-	1,046.3
5439000	10/14/1995	1.2	1.2	0.1782	0.21	10580	89.6762%	Fecal		CFU/100 mL	200	283.2	86400	-	1,046.3
5439000	8/22/1997	1.2	1.2	0.1782	0.21	10580	89.6762%	Fecal		CFU/100 mL	200	283.2	86400	-	1,046.3
5439000	10/19/1997	1.2	1.2	0.1782	0.21	10580	89.6762%	Fecal		CFU/100 mL	200	283.2	86400	-	1,046.3
5439000	10/24/1997	1.2	1.2	0.1782	0.21	10580	89.6762%	Fecal		CFU/100 mL	200	283.2	86400	-	1,046.3
5439000	11/8/1997	1.2	1.2	0.1782	0.21	10580	89.6762%	Fecal		CFU/100 mL	200	283.2	86400	-	1,046.3
5439000	12/2/1997	1.2	1.2	0.1782	0.21	10580	89.6762%	Fecal		CFU/100 mL	200	283.2	86400	-	1,046.3
5439000	12/4/1997	1.2	1.2	0.1782	0.21	10580	89.6762%	Fecal		CFU/100 mL	200	283.2	86400	-	1,046.3
5439000	8/22/1998	1.2	1.2	0.1782	0.21	10580	89.6762%	Fecal		CFU/100 mL	200	283.2	86400	-	1,046.3
5439000	9/9/1998	1.2	1.2	0.1782	0.21	10580	89.6762%	Fecal		CFU/100 mL	200	283.2	86400	-	1,046.3
5439000	9/23/1998	1.2	1.2	0.1782	0.21	10580	89.6762%	Fecal		CFU/100 mL	200	283.2	86400	-	1,046.3
5439000	9/7/2000	1.2	1.2	0.1782	0.21	10580	89.6762%	Fecal		CFU/100 mL	200	283.2	86400	-	1,046.3
5439000	9/17/2001	1.2	1.2	0.1782	0.21	10580	89.6762%	Fecal		CFU/100 mL	200	283.2	86400	-	1,046.3
5439000	7/22/2002	1.2	1.2	0.1782	0.21	10580	89.6762%	Fecal		CFU/100 mL	200	283.2	86400	-	1,046.3
5439000	12/4/2003	1.2	1.2	0.1782	0.21	10580	89.6762%	Fecal		CFU/100 mL	200	283.2	86400	-	1,046.3
5439000	1/21/2004	1.2	1.2	0.1782	0.21	10580	89.6762%	Fecal		CFU/100 mL	200	283.2	86400	-	1,046.3
5439000	1/26/2004	1.2	1.2	0.1782	0.21	10580	89.6762%	Fecal		CFU/100 mL	200	283.2	86400	-	1,046.3
5439000	1/27/2004	1.2	1.2	0.1782	0.21	10580	89.6762%	Fecal		CFU/100 mL	200	283.2	86400	-	1,046.3
5439000	1/28/2004	1.2	1.2	0.1782	0.21	10580	89.6762%	Fecal		CFU/100 mL	200	283.2	86400	-	1,046.3
5439000	1/29/2004	1.2	1.2	0.1782	0.21	10580	89.6762%	Fecal		CFU/100 mL	200	283.2	86400	-	1,046.3
5439000	1/30/2004	1.2	1.2	0.1782	0.21	10580	89.6762%	Fecal		CFU/100 mL	200	283.2	86400	-	1,046.3
5439000	1/31/2004	1.2	1.2	0.1782	0.21	10580	89.6762%	Fecal		CFU/100 mL	200	283.2	86400	-	1,046.3
5439000	2/11/2004	1.2	1.2	0.1782	0.21	10580	89.6762%	Fecal		CFU/100 mL	200	283.2	86400	-	1,046.3
5439000	2/12/2004	1.2	1.2	0.1782	0.21	10580	89.6762%	Fecal		CFU/100 mL	200	283.2	86400	-	1,046.3
5439000	2/13/2004	1.2	1.2	0.1782	0.21	10580	89.6762%	Fecal		CFU/100 mL	200	283.2	86400	-	1,046.3
5439000	2/14/2004	1.2	1.2	0.1782	0.21	10580	89.6762%	Fecal		CFU/100 mL	200	283.2	86400	-	1,046.3
5439000	2/15/2004	1.2	1.2	0.1782	0.21	10580	89.6762%	Fecal		CFU/100 mL	200	283.2	86400	-	1,046.3
5439000	2/16/2004	1.2	1.2	0.1782	0.21	10580	89.6762%	Fecal		CFU/100 mL	200	283.2	86400	-	1,046.3
5439000	9/1/2021	1.2	1.2	0.1782	0.21	10580	89.6762%	Fecal		CFU/100 mL	200	283.2	86400	-	1,046.3
5439000	10/29/2004	1.19	1.19	0.1782	0.21	10612	89.9474%	Fecal		CFU/100 mL	200	283.2	86400	-	1,037.6
5439000	12/2/2005	1.19	1.19	0.1782	0.21	10612	89.9474%	Fecal		CFU/100 mL	200	283.2	86400	-	1,037.6
5439000	3/6/2006	1.19	1.19	0.1782	0.21	10612	89.9474%	Fecal		CFU/100 mL	200	283.2	86400	-	1,037.6
5439000	7/30/2006	1.19	1.19	0.1782	0.21	10612	89.9474%	Fecal		CFU/100 mL	200	283.2	86400	-	1,037.6
5439000	7/6/2012	1.19	1.19	0.1782	0.21	10612	89.9474%	Fecal		CFU/100 mL	200	283.2	86400	-	1,037.6
5439000	8/26/2012	1.19	1.19	0.1782	0.21	10612	89.9474%	Fecal		CFU/100 mL	200	283.2	86400	-	1,037.6
5439000	10/16/2003	1.18	1.18	0.1782	0.21	10618	89.9983%	Fecal		CFU/100 mL	200	283.2	86400	-	1,028.9
5439000	11/11/2004	1.18	1.18	0.1782	0.21	10618	89.9983%	Fecal		CFU/100 mL	200	283.2	86400	-	1,028.9
5439000	1/6/2006	1.18	1.18	0.1782	0.21	10618	89.9983%	Fecal		CFU/100 mL	200	283.2	86400	-	1,028.9
5439000	12/22/2002	1.17	1.17	0.1782	0.21	10621	90.0237%	Fecal		CFU/100 mL	200	283.2	86400	-	1,020.1
5439000	11/30/2003	1.16	1.16	0.1782	0.21	10622	90.0322%	Fecal		CFU/100 mL	200	283.2	86400	-	1,011.4
5439000	7/23/2005	1.16	1.16	0.1782	0.21	10622	90.0322%	Fecal		CFU/100 mL	200	283.2	86400	-	1,011.4
5439000	9/8/2006	1.16	1.16	0.1782	0.21	10622	90.0322%	Fecal		CFU/100 mL	200	283.2	86400	-	1,011.4
5439000	8/27/2018	1.16	1.16	0.1782	0.21	10622	90.0322%	Fecal		CFU/100 mL	200	283.2	86400	-	1,011.4

Gage ID	Date	Discharge (CFS)	Gage Discharge (less Surrogate NPDES) (CFS)	Watershed Area Ratio	Calculated flow (CFS)	Rank	Flow Exceedance %	Parameter	Results	Units (mg or micro_gram	Limit/Standard	100mL/CF	sec/day	Actual Load (million colonies/day)	Allowable Load (million colonies/day)
5439000	11/17/2002	1.15	1.15	0.1782	0.20	10626	90.0661%	Fecal		CFU/100 mL	200	283.2	86400	-	1,002.7
5439000	10/9/2012	1.15	1.15	0.1782	0.20	10626	90.0661%	Fecal		CFU/100 mL	200	283.2	86400	-	1,002.7
5439000	8/19/2002	1.14	1.14	0.1782	0.20	10628	90.0831%	Fecal		CFU/100 mL	200	283.2	86400	-	994.0
5439000	11/12/2003	1.14	1.14	0.1782	0.20	10628	90.0831%	Fecal		CFU/100 mL	200	283.2	86400	-	994.0
5439000	10/22/2004	1.14	1.14	0.1782	0.20	10628	90.0831%	Fecal		CFU/100 mL	200	283.2	86400	-	994.0
5439000	9/16/2012	1.14	1.14	0.1782	0.20	10628	90.0831%	Fecal		CFU/100 mL	200	283.2	86400	-	994.0
5439000	8/29/2006	1.13	1.13	0.1782	0.20	10632	90.1170%	Fecal		CFU/100 mL	200	283.2	86400	-	985.3
5439000	8/2/2012	1.13	1.13	0.1782	0.20	10632	90.1170%	Fecal		CFU/100 mL	200	283.2	86400	-	985.3
5439000	10/7/2020	1.13	1.13	0.1782	0.20	10632	90.1170%	Fecal		CFU/100 mL	200	283.2	86400	-	985.3
5439000	10/13/2006	1.12	1.12	0.1782	0.20	10635	90.1424%	Fecal		CFU/100 mL	200	283.2	86400	-	976.5
5439000	9/20/2012	1.12	1.12	0.1782	0.20	10635	90.1424%	Fecal		CFU/100 mL	200	283.2	86400	-	976.5
5439000	10/22/2021	1.12	1.12	0.1782	0.20	10635	90.1424%	Fecal		CFU/100 mL	200	283.2	86400	-	976.5
5439000	8/12/2002	1.11	1.11	0.1782	0.20	10638	90.1678%	Fecal		CFU/100 mL	200	283.2	86400	-	967.8
5439000	11/13/2004	1.11	1.11	0.1782	0.20	10638	90.1678%	Fecal		CFU/100 mL	200	283.2	86400	-	967.8
5439000	8/18/2008	1.11	1.11	0.1782	0.20	10638	90.1678%	Fecal		CFU/100 mL	200	283.2	86400	-	967.8
5439000	12/19/2010	1.11	1.11	0.1782	0.20	10638	90.1678%	Fecal		CFU/100 mL	200	283.2	86400	-	967.8
5439000	9/5/2017	1.11	1.11	0.1782	0.20	10638	90.1678%	Fecal		CFU/100 mL	200	283.2	86400	-	967.8
5439000	8/21/1992	1.1	1.1	0.1782	0.20	10643	90.2102%	Fecal		CFU/100 mL	200	283.2	86400	-	959.1
5439000	8/31/1995	1.1	1.1	0.1782	0.20	10643	90.2102%	Fecal		CFU/100 mL	200	283.2	86400	-	959.1
5439000	9/19/1995	1.1	1.1	0.1782	0.20	10643	90.2102%	Fecal		CFU/100 mL	200	283.2	86400	-	959.1
5439000	11/27/1997	1.1	1.1	0.1782	0.20	10643	90.2102%	Fecal		CFU/100 mL	200	283.2	86400	-	959.1
5439000	11/28/1997	1.1	1.1	0.1782	0.20	10643	90.2102%	Fecal		CFU/100 mL	200	283.2	86400	-	959.1
5439000	12/30/1997	1.1	1.1	0.1782	0.20	10643	90.2102%	Fecal		CFU/100 mL	200	283.2	86400	-	959.1
5439000	8/21/1998	1.1	1.1	0.1782	0.20	10643	90.2102%	Fecal		CFU/100 mL	200	283.2	86400	-	959.1
5439000	9/6/1998	1.1	1.1	0.1782	0.20	10643	90.2102%	Fecal		CFU/100 mL	200	283.2	86400	-	959.1
5439000	8/17/2001	1.1	1.1	0.1782	0.20	10643	90.2102%	Fecal		CFU/100 mL	200	283.2	86400	-	959.1
5439000	11/23/2002	1.1	1.1	0.1782	0.20	10643	90.2102%	Fecal		CFU/100 mL	200	283.2	86400	-	959.1
5439000	1/22/2004	1.1	1.1	0.1782	0.20	10643	90.2102%	Fecal		CFU/100 mL	200	283.2	86400	-	959.1
5439000	1/23/2004	1.1	1.1	0.1782	0.20	10643	90.2102%	Fecal		CFU/100 mL	200	283.2	86400	-	959.1
5439000	1/24/2004	1.1	1.1	0.1782	0.20	10643	90.2102%	Fecal		CFU/100 mL	200	283.2	86400	-	959.1
5439000	1/25/2004	1.1	1.1	0.1782	0.20	10643	90.2102%	Fecal		CFU/100 mL	200	283.2	86400	-	959.1
5439000	2/1/2004	1.1	1.1	0.1782	0.20	10643	90.2102%	Fecal		CFU/100 mL	200	283.2	86400	-	959.1
5439000	2/2/2004	1.1	1.1	0.1782	0.20	10643	90.2102%	Fecal		CFU/100 mL	200	283.2	86400	-	959.1
5439000	2/3/2004	1.1	1.1	0.1782	0.20	10643	90.2102%	Fecal		CFU/100 mL	200	283.2	86400	-	959.1
5439000	2/4/2004	1.1	1.1	0.1782	0.20	10643	90.2102%	Fecal		CFU/100 mL	200	283.2	86400	-	959.1
5439000	2/5/2004	1.1	1.1	0.1782	0.20	10643	90.2102%	Fecal		CFU/100 mL	200	283.2	86400	-	959.1
5439000	2/6/2004	1.1	1.1	0.1782	0.20	10643	90.2102%	Fecal		CFU/100 mL	200	283.2	86400	-	959.1
5439000	2/7/2004	1.1	1.1	0.1782	0.20	10643	90.2102%	Fecal		CFU/100 mL	200	283.2	86400	-	959.1
5439000	2/8/2004	1.1	1.1	0.1782	0.20	10643	90.2102%	Fecal		CFU/100 mL	200	283.2	86400	-	959.1
5439000	2/9/2004	1.1	1.1	0.1782	0.20	10643	90.2102%	Fecal		CFU/100 mL	200	283.2	86400	-	959.1
5439000	2/10/2004	1.1	1.1	0.1782	0.20	10643	90.2102%	Fecal		CFU/100 mL	200	283.2	86400	-	959.1
5439000	2/16/2006	1.1	1.1	0.1782	0.20	10643	90.2102%	Fecal		CFU/100 mL	200	283.2	86400	-	959.1
5439000	2/17/2006	1.1	1.1	0.1782	0.20	10643	90.2102%	Fecal		CFU/100 mL	200	283.2	86400	-	959.1
5439000	2/18/2006	1.1	1.1	0.1782	0.20	10643	90.2102%	Fecal		CFU/100 mL	200	283.2	86400	-	959.1
5439000	1/18/2013	1.1	1.1	0.1782	0.20	10643	90.2102%	Fecal		CFU/100 mL	200	283.2	86400	-	959.1
5439000	10/6/2020	1.1	1.1	0.1782	0.20	10643	90.2102%	Fecal		CFU/100 mL	200	283.2	86400	-	959.1
5439000	9/3/2002	1.09	1.09	0.1782	0.19	10672	90.4560%	Fecal		CFU/100 mL	200	283.2	86400	-	950.4
5439000	2/12/2006	1.09	1.09	0.1782	0.19	10672	90.4560%	Fecal		CFU/100 mL	200	283.2	86400	-	950.4
5439000	9/26/2014	1.09	1.09	0.1782	0.19	10672	90.4560%	Fecal		CFU/100 mL	200	283.2	86400	-	950.4
5439000	10/14/2002	1.08	1.08	0.1782	0.19	10675	90.4814%	Fecal		CFU/100 mL	200	283.2	86400	-	941.7
5439000	11/29/2003	1.08	1.08	0.1782	0.19	10675	90.4814%	Fecal		CFU/100 mL	200	283.2	86400	-	941.7
5439000	8/23/2008	1.08	1.08	0.1782	0.19	10675	90.4814%	Fecal		CFU/100 mL	200	283.2	86400	-	941.7
5439000	8/31/2004	1.07	1.07	0.1782	0.19	10678	90.5069%	Fecal		CFU/100 mL	200	283.2	86400	-	932.9
5439000	9/6/2004	1.07	1.07	0.1782	0.19	10678	90.5069%	Fecal		CFU/100 mL	200	283.2	86400	-	932.9
5439000	8/23/2005	1.07	1.07	0.1782	0.19	10678	90.5069%	Fecal		CFU/100 mL	200	283.2	86400	-	932.9
5439000	9/23/2002	1.06	1.06	0.1782	0.19	10681	90.5323%	Fecal		CFU/100 mL	200	283.2	86400	-	924.2
5439000	10/16/2002	1.05	1.05	0.1782	0.19	10682	90.5408%	Fecal		CFU/100 mL	200	283.2	86400	-	915.5
5439000	8/14/2013	1.05	1.05	0.1782	0.19	10682	90.5408%	Fecal		CFU/100 mL	200	283.2	86400	-	915.5
5439000	7/24/2005	1.04	1.04	0.1782	0.19	10684	90.5577%	Fecal		CFU/100 mL	200	283.2	86400	-	906.8
5439000	8/7/2006	1.04	1.04	0.1782	0.19	10684	90.5577%	Fecal		CFU/100 mL	200	283.2	86400	-	906.8
5439000	9/15/2010	1.04	1.04	0.1782	0.19	10684	90.5577%	Fecal		CFU/100 mL	200	283.2	86400	-	906.8
5439000	9/14/1994	1.03	1.03	0.1782	0.18	10687	90.5831%	Fecal		CFU/100 mL	200	283.2	86400	-	898.1
5439000	8/20/2008	1.03	1.03	0.1782	0.18	10687	90.5831%	Fecal		CFU/100 mL	200	283.2	86400	-	898.1
5439000	9/6/2011	1.03	1.03	0.1782	0.18	10687	90.5831%	Fecal		CFU/100 mL	200	283.2	86400	-	898.1
5439000	9/13/1994	1.02	1.02	0.1782	0.18	10690	90.6086%	Fecal		CFU/100 mL	200	283.2	86400	-	889.4
5439000	9/4/2002	1.02	1.02	0.1782	0.18	10690	90.6086%	Fecal		CFU/100 mL	200	283.2	86400	-	889.4
5439000	11/12/2004	1.01	1.01	0.1782	0.18	10692	90.6255%	Fecal		CFU/100 mL	200	283.2	86400	-	880.6
5439000	2/14/2006	1.01	1.01	0.1782	0.18	10692	90.6255%	Fecal		CFU/100 mL	200	283.2	86400	-	880.6
5439000	8/28/2012	1.01	1.01	0.1782	0.18	10692	90.6255%	Fecal		CFU/100 mL	200	283.2	86400	-	880.6
5439000	10/22/2015	1.01	1.01	0.1782	0.18	10692	90.6255%	Fecal		CFU/100 mL	200	283.2	86400	-	880.6
5439000	9/28/2018	1.01	1.01	0.1782	0.18	10692	90.6255%	Fecal		CFU/100 mL	200	283.2	86400	-	880.6
5439000	12/10/1997	1	1	0.1782	0.18	10697	90.6679%	Fecal		CFU/100 mL	200	283.2	86400	-	871.9
5439000	12/12/1997	1	1	0.1782	0.18	10697	90.6679%	Fecal		CFU/100 mL	200	283.2	86400	-	871.9
5439000	12/28/1997	1	1	0.1782	0.18	10697	90.6679%	Fecal		CFU/100 mL	200	283.2	86400	-	871.9
5439000	12/29/1997	1	1	0.1782	0.18	10697	90.6679%	Fecal		CFU/100 mL	200	283.2	86400	-	871.9
5439000	9/24/1998	1	1	0.1782	0.18	10697	90.6679%	Fecal		CFU/100 mL	200	283.2	86400	-	871.9
5439000	8/30/1999	1	1	0.1782	0.18	10697	90.6679%	Fecal		CFU/100 mL	200	283.2	86400	-	871.9
5439000	12/16/2002	1	1	0.1782	0.18	10697	90.6679%	Fecal		CFU/100 mL	200	283.2	86400	-	871.9
5439000	2/15/2006	1	1	0.1782	0.18	10697	90.6679%	Fecal		CFU/100 mL	200	283.2	86400	-	871.9
5439000	2/19/2006	1	1	0.1782	0.18	10697	90.6679%	Fecal		CFU/100 mL	200	283.2	86400	-	871.9
5439000	2/20/2006	1	1	0.1782	0.18	10697	90.6679%	Fecal		CFU/100 mL	200	283.2	86400	-	871.9
5439000	2/21/2006	1	1	0.1782	0.18	10697	90.6679%	Fecal		CFU/100 mL	200	283.2	86400	-	871.9
5439000	2/22/2006	1	1	0.1782	0.18	10697	90.6679%	Fecal		CFU/100 mL	200	283.2	86400	-	871.9
5439000	2/23/2006	1	1	0.1782	0.18	10697	90.6679%	Fecal		CFU/100 mL	200	283.2	86400	-	871.9
5439000	9/28/2006	1	1	0.1782	0.18	10697	90.6679%	Fecal		CFU/100 mL	200	283.2	86400	-	871.9
5439000	12/17/2010	1	1	0.1782	0.18	10697	90.6679%	Fecal		CFU/100 mL	200	283.2	86400	-	871.9
5439000	12/21/2010	1	1	0.1782	0.18	10697	90.6679%	Fecal		CFU/100 mL	200	283.2	86400	-	871.9
5439000	1/19/2013	1	1	0.1782	0.18	10697	90.6679%	Fecal		CFU/100 mL	200	283.2	86400	-	871.9
5439000	1/25/2013	1	1	0.1782	0.18	10697	90.6679%	Fecal		CFU/100 mL	200	283.2	86400	-	871.9
5439000	10/13/2015	1	1	0.1782	0.18	10697	90.6679%	Fecal		CFU/100 mL	200	283.2	86400	-	871.9
5439000	9/6/2017	1	1	0.1782	0.18	10697	90.6679%	Fecal		CFU/100 mL	200	283.2	86400	-	871.9
5439000	9/7/2017	1	1	0.1782	0.18	10697	90.6679%	Fecal		CFU/100 mL	200	283.2	86400	-	871.9
5439000	9/29/2018	1	1	0.1782	0.18	10697	90.6679%	Fecal		CFU/100 mL	200	283.2	86400	-	871.9
5439000	10/2/1995	0.99	0.99	0.1782	0.18	10719	90.8544%	Fecal		CFU/100 mL	200	283.2	86400	-	863.2
5439000	10/18/1995	0.97	0.97	0.1782	0.17	10720	90.8629%	Fecal		CFU/100 mL	200	283.2	86400	-	845.8
5439000	12/31/1997	0.97	0.97	0.1782	0.17	10720	90.8629%	Fecal		CFU/100 mL	200	283.2	86400	-	845.8
5439000	10/27/2003	0.97	0.97	0.1782	0.17	10720	90.8629%	Fecal		CFU/100 mL	200	283.2	86400	-	845.8
5439000	2/13/2006	0.97	0.97	0.1782	0.17	10720	90.8629%	Fecal		CFU/100 mL	200	283.2	86400	-	845.8
5439000	12/5/1997	0.96	0.96	0.1782	0.17	10724	90.8968%	Fecal		CFU/100 mL	200	283.2	86400	-	837.0
5439000	12/1/2003	0.96	0.96	0.1782	0.17	10724	90.8968%	Fecal		CFU/100 mL	200	283.2	86400	-	837.0
5439000	2/24/2006	0.96	0.96	0.1782	0.17	10724	90.8968%	Fecal		CFU/100 mL	200	283.2	86400	-	837.0
5439000	8/25/1991	0.95	0.95	0.1782	0.17	10727	90.9222%	Fecal		CFU/100 mL	200	283.2	86400	-	828.3
5439000	9/9/1994	0.95	0.95	0.1782	0.17	10727	90.9222%	Fecal		CFU/100 mL	200	283.2	86400	-	828.3
5439000	12/24/1997	0.95	0.95	0.1782	0.17	10727	90.9222%	Fecal		CFU/100 mL	200	283.2	86400	-	828.3
5439000	9/25/1998	0.95	0.95	0.1782	0.17	10727	90.9222%	Fecal		CFU/100 mL	200	283.2	86400	-	828.3
5439000	10/26/2004	0.95	0.95	0.1782	0.17	10727	90.9222%	Fecal		CFU/100 mL	200	283.2	86400	-	828.3
5439000	9/18/2010	0.95	0.95	0.1782	0.17	10727	90.9222%	Fecal		CFU/100 mL	200	283.2	86400	-	828.3
5439000	7/13/2012	0.95	0.95	0.1782	0.17	10727	90.9222%	Fecal		CFU/100 mL	200	283.2	86400	-	828.3
5439000	8/7/2012	0.95	0.95	0.1782	0.17	10727	90.9222%	Fecal		CFU/100 mL	200	283.2	86400	-	828.3
5439000	9/23/2018	0.95	0.95	0.1782	0.17	10727	90.9222%	Fecal		CFU/100 mL	200	283.2	86400	-	828.3
5439000	11/16/2002	0.94	0.94	0.1782	0.17	10736	90.9985%	Fecal		CFU/100 mL	200	283.2	86400	-	819.6
5439000	12/23/2002	0.94	0.94	0.1782	0.17	10736	90.9985%	Fecal		CFU/100 mL	200	283.2	86400	-	819.6
5439000	8/24/1992	0.93	0.93	0.1782	0.17	10738	91.0154%	Fecal		CFU/100 mL	200	283.2	86400	-	810.9
5439000	8/15/1999	0.93	0.93	0.1782	0.17	10738	91.0154%	Fecal		CFU/100 mL	200	283.2	86400	-	810.9
5439000	7/26/2001	0.93	0.93	0.1782	0.17	10738	91.0154%	Fecal		CFU/100 mL	200	283.2	86400	-	810.9
5439000	8/14/2004	0.93	0.93	0.1782	0.17	10738	91.0154%	Fecal		CFU/100 mL	200	283.2	86400	-	810.9
5439000	11/14/2004	0.93	0.93	0.1782	0.17	10738	91.0154%	Fecal		CFU/100 mL	200	283.2	86400	-	810.9
5439000	10/21/1996	0.92	0.92	0.1782	0.16	10743	91.0578%	Fecal		CFU/100 mL	200	283.2	86400	-	802.2
5439000	1/1/1998	0.92	0.92	0.1782	0.16	10743	91.0578%	Fecal		CFU/100 mL	200	283.2	86400	-	802.2
5439000	8/25/2001	0.92	0.92	0.1782	0.16	10743	91.0578%	Fecal		CFU/100 mL	200	283.2	86400	-	802.2
5439000	8/19/2008	0.92	0.92	0.1782	0.16	10743	91.0578%	Fecal		CFU/100 mL	200	283.2	86400	-	802.2
5439000	10/19/2015	0.92	0.92	0.1782	0.16	10743	91.0578%	Fecal		CFU/100 mL	200	283.2	86400	-	802.2
5439000	8/21/2002	0.91	0.91	0.1782	0.16	10748	91.1002%	Fecal		CFU/100 mL	200	283.2	86400	-	793.4
5439000	11/16/2004	0.91	0.91	0.1782	0.16	10748	91.1002%	Fecal		CFU/100 mL	200	283.2	86400	-	793.4
5439000	10/6/2006	0.91	0.91	0.1782	0.16	10748	91.1002%	Fecal		CFU/100 mL	200	283.2	86400	-	793.4

Gage ID	Date	Discharge (CFS)	Gage Discharge (less Surrogate NPDES) (CFS)	Watershed Area Ratio	Calculated flow (CFS)	Rank	Flow Exceedance %	Parameter	Results	Units (mg or micro_gram	Limit/Standard	100mL/CF	sec/day	Actual Load (million colonies/day)	Allowable Load (million colonies/day)
5439000	11/10/1997	0.9	0.9	0.1782	0.16	10751	91.1256%	Fecal		CFU/100 mL	200	283.2	86400	-	784.7
5439000	11/24/2002	0.9	0.9	0.1782	0.16	10751	91.1256%	Fecal		CFU/100 mL	200	283.2	86400	-	784.7
5439000	12/31/2005	0.9	0.9	0.1782	0.16	10751	91.1256%	Fecal		CFU/100 mL	200	283.2	86400	-	784.7
5439000	1/7/2006	0.9	0.9	0.1782	0.16	10751	91.1256%	Fecal		CFU/100 mL	200	283.2	86400	-	784.7
5439000	2/25/2006	0.9	0.9	0.1782	0.16	10751	91.1256%	Fecal		CFU/100 mL	200	283.2	86400	-	784.7
5439000	2/26/2006	0.9	0.9	0.1782	0.16	10751	91.1256%	Fecal		CFU/100 mL	200	283.2	86400	-	784.7
5439000	1/20/2013	0.9	0.9	0.1782	0.16	10751	91.1256%	Fecal		CFU/100 mL	200	283.2	86400	-	784.7
5439000	10/19/2013	0.9	0.9	0.1782	0.16	10751	91.1256%	Fecal		CFU/100 mL	200	283.2	86400	-	784.7
5439000	11/16/1997	0.89	0.89	0.1782	0.16	10759	91.1934%	Fecal		CFU/100 mL	200	283.2	86400	-	776.0
5439000	9/6/2002	0.89	0.89	0.1782	0.16	10759	91.1934%	Fecal		CFU/100 mL	200	283.2	86400	-	776.0
5439000	10/13/2002	0.89	0.89	0.1782	0.16	10759	91.1934%	Fecal		CFU/100 mL	200	283.2	86400	-	776.0
5439000	11/15/2002	0.89	0.89	0.1782	0.16	10759	91.1934%	Fecal		CFU/100 mL	200	283.2	86400	-	776.0
5439000	10/28/2003	0.89	0.89	0.1782	0.16	10759	91.1934%	Fecal		CFU/100 mL	200	283.2	86400	-	776.0
5439000	10/23/2013	0.89	0.89	0.1782	0.16	10759	91.1934%	Fecal		CFU/100 mL	200	283.2	86400	-	776.0
5439000	10/16/1997	0.88	0.88	0.1782	0.16	10765	91.2443%	Fecal		CFU/100 mL	200	283.2	86400	-	767.3
5439000	9/12/2003	0.88	0.88	0.1782	0.16	10765	91.2443%	Fecal		CFU/100 mL	200	283.2	86400	-	767.3
5439000	2/27/2006	0.88	0.88	0.1782	0.16	10765	91.2443%	Fecal		CFU/100 mL	200	283.2	86400	-	767.3
5439000	8/19/2012	0.88	0.88	0.1782	0.16	10765	91.2443%	Fecal		CFU/100 mL	200	283.2	86400	-	767.3
5439000	12/26/2012	0.88	0.88	0.1782	0.16	10765	91.2443%	Fecal		CFU/100 mL	200	283.2	86400	-	767.3
5439000	9/2/2021	0.88	0.88	0.1782	0.16	10765	91.2443%	Fecal		CFU/100 mL	200	283.2	86400	-	767.3
5439000	9/11/1995	0.87	0.87	0.1782	0.16	10771	91.2951%	Fecal		CFU/100 mL	200	283.2	86400	-	758.6
5439000	7/27/1997	0.87	0.87	0.1782	0.16	10771	91.2951%	Fecal		CFU/100 mL	200	283.2	86400	-	758.6
5439000	10/17/2002	0.87	0.87	0.1782	0.16	10771	91.2951%	Fecal		CFU/100 mL	200	283.2	86400	-	758.6
5439000	7/31/2006	0.87	0.87	0.1782	0.16	10771	91.2951%	Fecal		CFU/100 mL	200	283.2	86400	-	758.6
5439000	9/27/2014	0.87	0.87	0.1782	0.16	10771	91.2951%	Fecal		CFU/100 mL	200	283.2	86400	-	758.6
5439000	12/6/1997	0.86	0.86	0.1782	0.15	10776	91.3375%	Fecal		CFU/100 mL	200	283.2	86400	-	749.8
5439000	9/19/1999	0.86	0.86	0.1782	0.15	10776	91.3375%	Fecal		CFU/100 mL	200	283.2	86400	-	749.8
5439000	7/27/2001	0.86	0.86	0.1782	0.15	10776	91.3375%	Fecal		CFU/100 mL	200	283.2	86400	-	749.8
5439000	8/4/2001	0.86	0.86	0.1782	0.15	10776	91.3375%	Fecal		CFU/100 mL	200	283.2	86400	-	749.8
5439000	9/12/2001	0.86	0.86	0.1782	0.15	10776	91.3375%	Fecal		CFU/100 mL	200	283.2	86400	-	749.8
5439000	7/24/2002	0.86	0.86	0.1782	0.15	10776	91.3375%	Fecal		CFU/100 mL	200	283.2	86400	-	749.8
5439000	8/20/2004	0.86	0.86	0.1782	0.15	10776	91.3375%	Fecal		CFU/100 mL	200	283.2	86400	-	749.8
5439000	9/1/2004	0.86	0.86	0.1782	0.15	10776	91.3375%	Fecal		CFU/100 mL	200	283.2	86400	-	749.8
5439000	12/23/2010	0.86	0.86	0.1782	0.15	10776	91.3375%	Fecal		CFU/100 mL	200	283.2	86400	-	749.8
5439000	8/15/2012	0.86	0.86	0.1782	0.15	10776	91.3375%	Fecal		CFU/100 mL	200	283.2	86400	-	749.8
5439000	9/25/2012	0.86	0.86	0.1782	0.15	10776	91.3375%	Fecal		CFU/100 mL	200	283.2	86400	-	749.8
5439000	10/14/2015	0.86	0.86	0.1782	0.15	10776	91.3375%	Fecal		CFU/100 mL	200	283.2	86400	-	749.8
5439000	10/6/2021	0.86	0.86	0.1782	0.15	10776	91.3375%	Fecal		CFU/100 mL	200	283.2	86400	-	749.8
5439000	10/23/2021	0.86	0.86	0.1782	0.15	10776	91.3375%	Fecal		CFU/100 mL	200	283.2	86400	-	749.8
5439000	8/11/1999	0.85	0.85	0.1782	0.15	10790	91.4562%	Fecal		CFU/100 mL	200	283.2	86400	-	741.1
5439000	8/22/2001	0.85	0.85	0.1782	0.15	10790	91.4562%	Fecal		CFU/100 mL	200	283.2	86400	-	741.1
5439000	8/8/2002	0.85	0.85	0.1782	0.15	10790	91.4562%	Fecal		CFU/100 mL	200	283.2	86400	-	741.1
5439000	10/12/2002	0.85	0.85	0.1782	0.15	10790	91.4562%	Fecal		CFU/100 mL	200	283.2	86400	-	741.1
5439000	8/2/2006	0.85	0.85	0.1782	0.15	10790	91.4562%	Fecal		CFU/100 mL	200	283.2	86400	-	741.1
5439000	10/16/2006	0.85	0.85	0.1782	0.15	10790	91.4562%	Fecal		CFU/100 mL	200	283.2	86400	-	741.1
5439000	7/15/2012	0.85	0.85	0.1782	0.15	10790	91.4562%	Fecal		CFU/100 mL	200	283.2	86400	-	741.1
5439000	10/11/2012	0.85	0.85	0.1782	0.15	10790	91.4562%	Fecal		CFU/100 mL	200	283.2	86400	-	741.1
5439000	1/21/2013	0.85	0.85	0.1782	0.15	10790	91.4562%	Fecal		CFU/100 mL	200	283.2	86400	-	741.1
5439000	1/24/2013	0.85	0.85	0.1782	0.15	10790	91.4562%	Fecal		CFU/100 mL	200	283.2	86400	-	741.1
5439000	9/1/1995	0.84	0.84	0.1782	0.15	10800	91.5409%	Fecal		CFU/100 mL	200	283.2	86400	-	732.4
5439000	8/13/1997	0.84	0.84	0.1782	0.15	10800	91.5409%	Fecal		CFU/100 mL	200	283.2	86400	-	732.4
5439000	8/20/2001	0.84	0.84	0.1782	0.15	10800	91.5409%	Fecal		CFU/100 mL	200	283.2	86400	-	732.4
5439000	8/26/2001	0.84	0.84	0.1782	0.15	10800	91.5409%	Fecal		CFU/100 mL	200	283.2	86400	-	732.4
5439000	9/3/2001	0.84	0.84	0.1782	0.15	10800	91.5409%	Fecal		CFU/100 mL	200	283.2	86400	-	732.4
5439000	11/17/2004	0.84	0.84	0.1782	0.15	10800	91.5409%	Fecal		CFU/100 mL	200	283.2	86400	-	732.4
5439000	10/14/2006	0.84	0.84	0.1782	0.15	10800	91.5409%	Fecal		CFU/100 mL	200	283.2	86400	-	732.4
5439000	10/8/2020	0.84	0.84	0.1782	0.15	10800	91.5409%	Fecal		CFU/100 mL	200	283.2	86400	-	732.4
5439000	9/13/2003	0.83	0.83	0.1782	0.15	10808	91.6087%	Fecal		CFU/100 mL	200	283.2	86400	-	723.7
5439000	2/28/2006	0.83	0.83	0.1782	0.15	10808	91.6087%	Fecal		CFU/100 mL	200	283.2	86400	-	723.7
5439000	9/16/2010	0.83	0.83	0.1782	0.15	10808	91.6087%	Fecal		CFU/100 mL	200	283.2	86400	-	723.7
5439000	9/20/2013	0.83	0.83	0.1782	0.15	10808	91.6087%	Fecal		CFU/100 mL	200	283.2	86400	-	723.7
5439000	10/24/2013	0.83	0.83	0.1782	0.15	10808	91.6087%	Fecal		CFU/100 mL	200	283.2	86400	-	723.7
5439000	10/1/2002	0.82	0.82	0.1782	0.15	10813	91.6511%	Fecal		CFU/100 mL	200	283.2	86400	-	715.0
5439000	3/11/2003	0.82	0.82	0.1782	0.15	10813	91.6511%	Fecal		CFU/100 mL	200	283.2	86400	-	715.0
5439000	4/29/2003	0.82	0.82	0.1782	0.15	10813	91.6511%	Fecal		CFU/100 mL	200	283.2	86400	-	715.0
5439000	10/29/2003	0.82	0.82	0.1782	0.15	10813	91.6511%	Fecal		CFU/100 mL	200	283.2	86400	-	715.0
5439000	11/14/2012	0.82	0.82	0.1782	0.15	10813	91.6511%	Fecal		CFU/100 mL	200	283.2	86400	-	715.0
5439000	9/11/2002	0.81	0.81	0.1782	0.14	10818	91.6935%	Fecal		CFU/100 mL	200	283.2	86400	-	706.2
5439000	10/11/2002	0.81	0.81	0.1782	0.14	10818	91.6935%	Fecal		CFU/100 mL	200	283.2	86400	-	706.2
5439000	11/1/2003	0.81	0.81	0.1782	0.14	10818	91.6935%	Fecal		CFU/100 mL	200	283.2	86400	-	706.2
5439000	11/17/2005	0.81	0.81	0.1782	0.14	10818	91.6935%	Fecal		CFU/100 mL	200	283.2	86400	-	706.2
5439000	10/17/2010	0.81	0.81	0.1782	0.14	10818	91.6935%	Fecal		CFU/100 mL	200	283.2	86400	-	706.2
5439000	11/29/2013	0.81	0.81	0.1782	0.14	10818	91.6935%	Fecal		CFU/100 mL	200	283.2	86400	-	706.2
5439000	7/31/2001	0.8	0.8	0.1782	0.14	10824	91.7444%	Fecal		CFU/100 mL	200	283.2	86400	-	697.5
5439000	8/5/2001	0.8	0.8	0.1782	0.14	10824	91.7444%	Fecal		CFU/100 mL	200	283.2	86400	-	697.5
5439000	7/23/2002	0.8	0.8	0.1782	0.14	10824	91.7444%	Fecal		CFU/100 mL	200	283.2	86400	-	697.5
5439000	11/15/2004	0.8	0.8	0.1782	0.14	10824	91.7444%	Fecal		CFU/100 mL	200	283.2	86400	-	697.5
5439000	1/22/2013	0.8	0.8	0.1782	0.14	10824	91.7444%	Fecal		CFU/100 mL	200	283.2	86400	-	697.5
5439000	1/23/2013	0.8	0.8	0.1782	0.14	10824	91.7444%	Fecal		CFU/100 mL	200	283.2	86400	-	697.5
5439000	9/26/2003	0.79	0.79	0.1782	0.14	10830	91.7952%	Fecal		CFU/100 mL	200	283.2	86400	-	688.8
5439000	10/30/2003	0.79	0.79	0.1782	0.14	10830	91.7952%	Fecal		CFU/100 mL	200	283.2	86400	-	688.8
5439000	9/9/2004	0.79	0.79	0.1782	0.14	10830	91.7952%	Fecal		CFU/100 mL	200	283.2	86400	-	688.8
5439000	7/29/2005	0.79	0.79	0.1782	0.14	10830	91.7952%	Fecal		CFU/100 mL	200	283.2	86400	-	688.8
5439000	8/15/2005	0.79	0.79	0.1782	0.14	10830	91.7952%	Fecal		CFU/100 mL	200	283.2	86400	-	688.8
5439000	9/26/1995	0.78	0.78	0.1782	0.14	10835	91.8376%	Fecal		CFU/100 mL	200	283.2	86400	-	680.1
5439000	8/31/1999	0.78	0.78	0.1782	0.14	10835	91.8376%	Fecal		CFU/100 mL	200	283.2	86400	-	680.1
5439000	8/8/2003	0.78	0.78	0.1782	0.14	10835	91.8376%	Fecal		CFU/100 mL	200	283.2	86400	-	680.1
5439000	10/17/2003	0.78	0.78	0.1782	0.14	10835	91.8376%	Fecal		CFU/100 mL	200	283.2	86400	-	680.1
5439000	9/14/2010	0.78	0.78	0.1782	0.14	10835	91.8376%	Fecal		CFU/100 mL	200	283.2	86400	-	680.1
5439000	9/28/2014	0.78	0.78	0.1782	0.14	10835	91.8376%	Fecal		CFU/100 mL	200	283.2	86400	-	680.1
5439000	10/21/2020	0.78	0.78	0.1782	0.14	10835	91.8376%	Fecal		CFU/100 mL	200	283.2	86400	-	680.1
5439000	10/4/1997	0.77	0.77	0.1782	0.14	10842	91.8969%	Fecal		CFU/100 mL	200	283.2	86400	-	671.4
5439000	12/25/2002	0.77	0.77	0.1782	0.14	10842	91.8969%	Fecal		CFU/100 mL	200	283.2	86400	-	671.4
5439000	11/27/2005	0.77	0.77	0.1782	0.14	10842	91.8969%	Fecal		CFU/100 mL	200	283.2	86400	-	671.4
5439000	12/22/2010	0.77	0.77	0.1782	0.14	10842	91.8969%	Fecal		CFU/100 mL	200	283.2	86400	-	671.4
5439000	8/23/1992	0.76	0.76	0.1782	0.14	10846	91.9308%	Fecal		CFU/100 mL	200	283.2	86400	-	662.7
5439000	11/25/2002	0.76	0.76	0.1782	0.14	10846	91.9308%	Fecal		CFU/100 mL	200	283.2	86400	-	662.7
5439000	12/24/2002	0.76	0.76	0.1782	0.14	10846	91.9308%	Fecal		CFU/100 mL	200	283.2	86400	-	662.7
5439000	10/31/2003	0.76	0.76	0.1782	0.14	10846	91.9308%	Fecal		CFU/100 mL	200	283.2	86400	-	662.7
5439000	10/25/2013	0.76	0.76	0.1782	0.14	10846	91.9308%	Fecal		CFU/100 mL	200	283.2	86400	-	662.7
5439000	3/1/2006	0.75	0.75	0.1782	0.13	10851	91.9732%	Fecal		CFU/100 mL	200	283.2	86400	-	653.9
5439000	3/2/2006	0.75	0.75	0.1782	0.13	10851	91.9732%	Fecal		CFU/100 mL	200	283.2	86400	-	653.9
5439000	11/30/2013	0.75	0.75	0.1782	0.13	10851	91.9732%	Fecal		CFU/100 mL	200	283.2	86400	-	653.9
5439000	12/2/2013	0.75	0.75	0.1782	0.13	10851	91.9732%	Fecal		CFU/100 mL	200	283.2	86400	-	653.9
5439000	9/15/2004	0.74	0.74	0.1782	0.13	10855	92.0071%	Fecal		CFU/100 mL	200	283.2	86400	-	645.2
5439000	9/21/2006	0.74	0.74	0.1782	0.13	10855	92.0071%	Fecal		CFU/100 mL	200	283.2	86400	-	645.2
5439000	10/15/2006	0.74	0.74	0.1782	0.13	10855	92.0071%	Fecal		CFU/100 mL	200	283.2	86400	-	645.2
5439000	9/13/2012	0.74	0.74	0.1782	0.13	10855	92.0071%	Fecal		CFU/100 mL	200	283.2	86400	-	645.2
5439000	10/1/2012	0.74	0.74	0.1782	0.13	10855	92.0071%	Fecal		CFU/100 mL	200	283.2	86400	-	645.2
5439000	8/23/1991	0.73	0.73	0.1782	0.13	10860	92.0495%	Fecal		CFU/100 mL	200	283.2	86400	-	636.5
5439000	11/26/1997	0.73	0.73	0.1782	0.13	10860	92.0495%	Fecal		CFU/100 mL	200	283.2	86400	-	636.5
5439000	9/7/2004	0.73	0.73	0.1782	0.13	10860	92.0495%	Fecal		CFU/100 mL	200	283.2	86400	-	636.5
5439000	9/17/2004	0.73	0.73	0.1782	0.13	10860	92.0495%	Fecal		CFU/100 mL	200	283.2	86400	-	636.5
5439000	10/4/2012	0.73	0.73	0.1782	0.13	10860	92.0495%	Fecal		CFU/100 mL	200	283.2	86400	-	636.5
5439000	10/22/2013	0.73	0.73	0.1782	0.13	10860	92.0495%	Fecal		CFU/100 mL	200	283.2	86400	-	636.5
5439000	9/5/2001	0.72	0.72	0.1782	0.13	10866	92.1004%	Fecal		CFU/100 mL	200	283.2	86400	-	627.8
5439000	9/24/2002	0.72	0.72	0.1782	0.13	10866	92.1004%	Fecal		CFU/100 mL	200	283.2	86400	-	627.8
5439000	8/16/2004	0.72	0.72	0.1782	0.13	10866	92.1004%	Fecal		CFU/100 mL	200	283.2	86400	-	627.8
5439000	10/30/2012	0.72	0.72	0.1782	0.13	10866	92.1004%	Fecal		CFU/100 mL	200	283.2	86400	-	627.8
5439000	8/22/1992	0.71	0.71	0.1782	0.13	10870	92.1343%	Fecal		CFU/100 mL	200	283.2	86400	-	619.1
5439000	10/13/1995	0.71	0.71	0.1782	0.13	10870	92.1343%	Fecal		CFU/100 mL	200	283.2	86400	-	619.1
5439000	10/15/2015	0.71	0.71	0.1782	0.13	10870	92.1343%	Fecal		CFU/100 mL	200	283.2	86400	-	619.1
5439000	8/23/1997	0.7	0.7	0.1782	0.12	10873	92.1597%	Fecal		CFU/100 mL	200	283.2	86400	-	610.3
5439000	8/24/1997	0.7	0.7	0.1782	0.12	10873	92.1597%	Fecal		CFU/100 mL	200	283.2	86400	-	610.3
5439000	12/23/1997	0.7	0.7	0.1782	0.12	10873	92.1597%	Fecal		CFU/100 mL	200	283.2	86400	-	610.3

Gage ID	Date	Discharge (CFS)	Gage Discharge (less Surrogate NPDES) (CFS)	Watershed Area Ratio	Calculated flow (CFS)	Rank	Flow Exceedance %	Parameter	Results	Units (mg or micro_gram	Limit/Standard	100mL/CF	sec/day	Actual Load (million colonies/day)	Allowable Load (million colonies/day)
5439000	12/26/2002	0.7	0.7	0.1782	0.12	10873	92.1597%	Fecal		CFU/100 mL	200	283.2	86400	-	610.3
5439000	9/28/2010	0.7	0.7	0.1782	0.12	10873	92.1597%	Fecal		CFU/100 mL	200	283.2	86400	-	610.3
5439000	12/8/2012	0.7	0.7	0.1782	0.12	10873	92.1597%	Fecal		CFU/100 mL	200	283.2	86400	-	610.3
5439000	12/1/2013	0.7	0.7	0.1782	0.12	10873	92.1597%	Fecal		CFU/100 mL	200	283.2	86400	-	610.3
5439000	9/13/1998	0.69	0.69	0.1782	0.12	10880	92.2190%	Fecal		CFU/100 mL	200	283.2	86400	-	601.6
5439000	8/16/1999	0.69	0.69	0.1782	0.12	10880	92.2190%	Fecal		CFU/100 mL	200	283.2	86400	-	601.6
5439000	9/3/2004	0.69	0.69	0.1782	0.12	10880	92.2190%	Fecal		CFU/100 mL	200	283.2	86400	-	601.6
5439000	9/9/2006	0.69	0.69	0.1782	0.12	10880	92.2190%	Fecal		CFU/100 mL	200	283.2	86400	-	601.6
5439000	9/18/2011	0.69	0.69	0.1782	0.12	10880	92.2190%	Fecal		CFU/100 mL	200	283.2	86400	-	601.6
5439000	10/9/2020	0.69	0.69	0.1782	0.12	10880	92.2190%	Fecal		CFU/100 mL	200	283.2	86400	-	601.6
5439000	9/2/1995	0.68	0.68	0.1782	0.12	10886	92.2699%	Fecal		CFU/100 mL	200	283.2	86400	-	592.9
5439000	12/13/1997	0.68	0.68	0.1782	0.12	10886	92.2699%	Fecal		CFU/100 mL	200	283.2	86400	-	592.9
5439000	9/20/1999	0.68	0.68	0.1782	0.12	10886	92.2699%	Fecal		CFU/100 mL	200	283.2	86400	-	592.9
5439000	7/28/2001	0.68	0.68	0.1782	0.12	10886	92.2699%	Fecal		CFU/100 mL	200	283.2	86400	-	592.9
5439000	10/1/2006	0.68	0.68	0.1782	0.12	10886	92.2699%	Fecal		CFU/100 mL	200	283.2	86400	-	592.9
5439000	9/11/2012	0.68	0.68	0.1782	0.12	10886	92.2699%	Fecal		CFU/100 mL	200	283.2	86400	-	592.9
5439000	11/22/1997	0.67	0.67	0.1782	0.12	10892	92.3207%	Fecal		CFU/100 mL	200	283.2	86400	-	584.2
5439000	9/12/1999	0.67	0.67	0.1782	0.12	10892	92.3207%	Fecal		CFU/100 mL	200	283.2	86400	-	584.2
5439000	11/7/2005	0.67	0.67	0.1782	0.12	10892	92.3207%	Fecal		CFU/100 mL	200	283.2	86400	-	584.2
5439000	10/7/2006	0.67	0.67	0.1782	0.12	10892	92.3207%	Fecal		CFU/100 mL	200	283.2	86400	-	584.2
5439000	9/17/2010	0.67	0.67	0.1782	0.12	10892	92.3207%	Fecal		CFU/100 mL	200	283.2	86400	-	584.2
5439000	10/2/2012	0.67	0.67	0.1782	0.12	10892	92.3207%	Fecal		CFU/100 mL	200	283.2	86400	-	584.2
5439000	9/24/2018	0.67	0.67	0.1782	0.12	10892	92.3207%	Fecal		CFU/100 mL	200	283.2	86400	-	584.2
5439000	9/3/1999	0.66	0.66	0.1782	0.12	10899	92.3801%	Fecal		CFU/100 mL	200	283.2	86400	-	575.5
5439000	8/11/2003	0.66	0.66	0.1782	0.12	10899	92.3801%	Fecal		CFU/100 mL	200	283.2	86400	-	575.5
5439000	8/21/2004	0.66	0.66	0.1782	0.12	10899	92.3801%	Fecal		CFU/100 mL	200	283.2	86400	-	575.5
5439000	9/2/2004	0.66	0.66	0.1782	0.12	10899	92.3801%	Fecal		CFU/100 mL	200	283.2	86400	-	575.5
5439000	9/25/2005	0.66	0.66	0.1782	0.12	10899	92.3801%	Fecal		CFU/100 mL	200	283.2	86400	-	575.5
5439000	9/23/2021	0.66	0.66	0.1782	0.12	10899	92.3801%	Fecal		CFU/100 mL	200	283.2	86400	-	575.5
5439000	8/21/2001	0.65	0.65	0.1782	0.12	10905	92.4309%	Fecal		CFU/100 mL	200	283.2	86400	-	566.7
5439000	9/14/2003	0.65	0.65	0.1782	0.12	10905	92.4309%	Fecal		CFU/100 mL	200	283.2	86400	-	566.7
5439000	7/11/2005	0.65	0.65	0.1782	0.12	10905	92.4309%	Fecal		CFU/100 mL	200	283.2	86400	-	566.7
5439000	3/3/2006	0.65	0.65	0.1782	0.12	10905	92.4309%	Fecal		CFU/100 mL	200	283.2	86400	-	566.7
5439000	8/8/2006	0.65	0.65	0.1782	0.12	10905	92.4309%	Fecal		CFU/100 mL	200	283.2	86400	-	566.7
5439000	12/27/2012	0.65	0.65	0.1782	0.12	10905	92.4309%	Fecal		CFU/100 mL	200	283.2	86400	-	566.7
5439000	10/12/2020	0.65	0.65	0.1782	0.12	10905	92.4309%	Fecal		CFU/100 mL	200	283.2	86400	-	566.7
5439000	9/3/2021	0.65	0.65	0.1782	0.12	10905	92.4309%	Fecal		CFU/100 mL	200	283.2	86400	-	566.7
5439000	9/15/1994	0.64	0.64	0.1782	0.11	10913	92.4987%	Fecal		CFU/100 mL	200	283.2	86400	-	558.0
5439000	11/17/1997	0.64	0.64	0.1782	0.11	10913	92.4987%	Fecal		CFU/100 mL	200	283.2	86400	-	558.0
5439000	11/26/2002	0.64	0.64	0.1782	0.11	10913	92.4987%	Fecal		CFU/100 mL	200	283.2	86400	-	558.0
5439000	10/24/2003	0.64	0.64	0.1782	0.11	10913	92.4987%	Fecal		CFU/100 mL	200	283.2	86400	-	558.0
5439000	11/14/2005	0.64	0.64	0.1782	0.11	10913	92.4987%	Fecal		CFU/100 mL	200	283.2	86400	-	558.0
5439000	9/27/2010	0.64	0.64	0.1782	0.11	10913	92.4987%	Fecal		CFU/100 mL	200	283.2	86400	-	558.0
5439000	9/8/2017	0.64	0.64	0.1782	0.11	10913	92.4987%	Fecal		CFU/100 mL	200	283.2	86400	-	558.0
5439000	10/13/2020	0.64	0.64	0.1782	0.11	10913	92.4987%	Fecal		CFU/100 mL	200	283.2	86400	-	558.0
5439000	9/20/2021	0.64	0.64	0.1782	0.11	10913	92.4987%	Fecal		CFU/100 mL	200	283.2	86400	-	558.0
5439000	8/1/2006	0.63	0.63	0.1782	0.11	10922	92.5750%	Fecal		CFU/100 mL	200	283.2	86400	-	549.3
5439000	10/16/2015	0.63	0.63	0.1782	0.11	10922	92.5750%	Fecal		CFU/100 mL	200	283.2	86400	-	549.3
5439000	10/3/1995	0.62	0.62	0.1782	0.11	10924	92.5920%	Fecal		CFU/100 mL	200	283.2	86400	-	540.6
5439000	8/11/1997	0.62	0.62	0.1782	0.11	10924	92.5920%	Fecal		CFU/100 mL	200	283.2	86400	-	540.6
5439000	10/25/1997	0.62	0.62	0.1782	0.11	10924	92.5920%	Fecal		CFU/100 mL	200	283.2	86400	-	540.6
5439000	7/25/2002	0.62	0.62	0.1782	0.11	10924	92.5920%	Fecal		CFU/100 mL	200	283.2	86400	-	540.6
5439000	12/15/2002	0.62	0.62	0.1782	0.11	10924	92.5920%	Fecal		CFU/100 mL	200	283.2	86400	-	540.6
5439000	8/22/2004	0.62	0.62	0.1782	0.11	10924	92.5920%	Fecal		CFU/100 mL	200	283.2	86400	-	540.6
5439000	8/24/2005	0.62	0.62	0.1782	0.11	10924	92.5920%	Fecal		CFU/100 mL	200	283.2	86400	-	540.6
5439000	10/8/2006	0.62	0.62	0.1782	0.11	10924	92.5920%	Fecal		CFU/100 mL	200	283.2	86400	-	540.6
5439000	11/2/2012	0.62	0.62	0.1782	0.11	10924	92.5920%	Fecal		CFU/100 mL	200	283.2	86400	-	540.6
5439000	12/18/2012	0.62	0.62	0.1782	0.11	10924	92.5920%	Fecal		CFU/100 mL	200	283.2	86400	-	540.6
5439000	9/3/1995	0.61	0.61	0.1782	0.11	10934	92.6767%	Fecal		CFU/100 mL	200	283.2	86400	-	531.9
5439000	8/23/2001	0.61	0.61	0.1782	0.11	10934	92.6767%	Fecal		CFU/100 mL	200	283.2	86400	-	531.9
5439000	9/13/2001	0.61	0.61	0.1782	0.11	10934	92.6767%	Fecal		CFU/100 mL	200	283.2	86400	-	531.9
5439000	9/29/2006	0.61	0.61	0.1782	0.11	10934	92.6767%	Fecal		CFU/100 mL	200	283.2	86400	-	531.9
5439000	10/26/2013	0.61	0.61	0.1782	0.11	10934	92.6767%	Fecal		CFU/100 mL	200	283.2	86400	-	531.9
5439000	1/4/2014	0.61	0.61	0.1782	0.11	10934	92.6767%	Fecal		CFU/100 mL	200	283.2	86400	-	531.9
5439000	9/13/1995	0.6	0.6	0.1782	0.11	10940	92.7276%	Fecal		CFU/100 mL	200	283.2	86400	-	523.1
5439000	8/14/1997	0.6	0.6	0.1782	0.11	10940	92.7276%	Fecal		CFU/100 mL	200	283.2	86400	-	523.1
5439000	8/25/1997	0.6	0.6	0.1782	0.11	10940	92.7276%	Fecal		CFU/100 mL	200	283.2	86400	-	523.1
5439000	9/7/1997	0.6	0.6	0.1782	0.11	10940	92.7276%	Fecal		CFU/100 mL	200	283.2	86400	-	523.1
5439000	12/7/1997	0.6	0.6	0.1782	0.11	10940	92.7276%	Fecal		CFU/100 mL	200	283.2	86400	-	523.1
5439000	8/15/2004	0.6	0.6	0.1782	0.11	10940	92.7276%	Fecal		CFU/100 mL	200	283.2	86400	-	523.1
5439000	10/14/2013	0.6	0.6	0.1782	0.11	10940	92.7276%	Fecal		CFU/100 mL	200	283.2	86400	-	523.1
5439000	10/20/2013	0.6	0.6	0.1782	0.11	10940	92.7276%	Fecal		CFU/100 mL	200	283.2	86400	-	523.1
5439000	10/11/2020	0.6	0.6	0.1782	0.11	10940	92.7276%	Fecal		CFU/100 mL	200	283.2	86400	-	523.1
5439000	10/1/1997	0.59	0.59	0.1782	0.11	10949	92.8039%	Fecal		CFU/100 mL	200	283.2	86400	-	514.4
5439000	11/23/1997	0.59	0.59	0.1782	0.11	10949	92.8039%	Fecal		CFU/100 mL	200	283.2	86400	-	514.4
5439000	8/7/2001	0.59	0.59	0.1782	0.11	10949	92.8039%	Fecal		CFU/100 mL	200	283.2	86400	-	514.4
5439000	7/26/2002	0.59	0.59	0.1782	0.11	10949	92.8039%	Fecal		CFU/100 mL	200	283.2	86400	-	514.4
5439000	12/8/2010	0.59	0.59	0.1782	0.11	10949	92.8039%	Fecal		CFU/100 mL	200	283.2	86400	-	514.4
5439000	10/3/2012	0.59	0.59	0.1782	0.11	10949	92.8039%	Fecal		CFU/100 mL	200	283.2	86400	-	514.4
5439000	9/18/2013	0.59	0.59	0.1782	0.11	10949	92.8039%	Fecal		CFU/100 mL	200	283.2	86400	-	514.4
5439000	9/7/2002	0.58	0.58	0.1782	0.10	10956	92.8632%	Fecal		CFU/100 mL	200	283.2	86400	-	505.7
5439000	9/10/2002	0.58	0.58	0.1782	0.10	10956	92.8632%	Fecal		CFU/100 mL	200	283.2	86400	-	505.7
5439000	10/10/2002	0.58	0.58	0.1782	0.10	10956	92.8632%	Fecal		CFU/100 mL	200	283.2	86400	-	505.7
5439000	10/18/2003	0.58	0.58	0.1782	0.10	10956	92.8632%	Fecal		CFU/100 mL	200	283.2	86400	-	505.7
5439000	7/30/2005	0.58	0.58	0.1782	0.10	10956	92.8632%	Fecal		CFU/100 mL	200	283.2	86400	-	505.7
5439000	3/5/2006	0.58	0.58	0.1782	0.10	10956	92.8632%	Fecal		CFU/100 mL	200	283.2	86400	-	505.7
5439000	9/29/2014	0.58	0.58	0.1782	0.10	10956	92.8632%	Fecal		CFU/100 mL	200	283.2	86400	-	505.7
5439000	11/21/1997	0.57	0.57	0.1782	0.10	10963	92.9225%	Fecal		CFU/100 mL	200	283.2	86400	-	497.0
5439000	12/14/1997	0.57	0.57	0.1782	0.10	10963	92.9225%	Fecal		CFU/100 mL	200	283.2	86400	-	497.0
5439000	12/27/2002	0.57	0.57	0.1782	0.10	10963	92.9225%	Fecal		CFU/100 mL	200	283.2	86400	-	497.0
5439000	10/19/2003	0.57	0.57	0.1782	0.10	10963	92.9225%	Fecal		CFU/100 mL	200	283.2	86400	-	497.0
5439000	9/26/2005	0.57	0.57	0.1782	0.10	10963	92.9225%	Fecal		CFU/100 mL	200	283.2	86400	-	497.0
5439000	10/9/2006	0.57	0.57	0.1782	0.10	10963	92.9225%	Fecal		CFU/100 mL	200	283.2	86400	-	497.0
5439000	9/21/2011	0.57	0.57	0.1782	0.10	10963	92.9225%	Fecal		CFU/100 mL	200	283.2	86400	-	497.0
5439000	9/17/2013	0.57	0.57	0.1782	0.10	10963	92.9225%	Fecal		CFU/100 mL	200	283.2	86400	-	497.0
5439000	10/17/2015	0.57	0.57	0.1782	0.10	10963	92.9225%	Fecal		CFU/100 mL	200	283.2	86400	-	497.0
5439000	10/14/2020	0.57	0.57	0.1782	0.10	10963	92.9225%	Fecal		CFU/100 mL	200	283.2	86400	-	497.0
5439000	11/24/1997	0.56	0.56	0.1782	0.10	10973	93.0073%	Fecal		CFU/100 mL	200	283.2	86400	-	488.3
5439000	8/24/2001	0.56	0.56	0.1782	0.10	10973	93.0073%	Fecal		CFU/100 mL	200	283.2	86400	-	488.3
5439000	9/14/2002	0.56	0.56	0.1782	0.10	10973	93.0073%	Fecal		CFU/100 mL	200	283.2	86400	-	488.3
5439000	8/9/2003	0.56	0.56	0.1782	0.10	10973	93.0073%	Fecal		CFU/100 mL	200	283.2	86400	-	488.3
5439000	8/22/2003	0.56	0.56	0.1782	0.10	10973	93.0073%	Fecal		CFU/100 mL	200	283.2	86400	-	488.3
5439000	8/23/2004	0.56	0.56	0.1782	0.10	10973	93.0073%	Fecal		CFU/100 mL	200	283.2	86400	-	488.3
5439000	8/16/2005	0.56	0.56	0.1782	0.10	10973	93.0073%	Fecal		CFU/100 mL	200	283.2	86400	-	488.3
5439000	9/7/2011	0.56	0.56	0.1782	0.10	10973	93.0073%	Fecal		CFU/100 mL	200	283.2	86400	-	488.3
5439000	8/15/2013	0.56	0.56	0.1782	0.10	10973	93.0073%	Fecal		CFU/100 mL	200	283.2	86400	-	488.3
5439000	10/21/2013	0.56	0.56	0.1782	0.10	10973	93.0073%	Fecal		CFU/100 mL	200	283.2	86400	-	488.3
5439000	10/18/2015	0.56	0.56	0.1782	0.10	10973	93.0073%	Fecal		CFU/100 mL	200	283.2	86400	-	488.3
5439000	9/4/2021	0.56	0.56	0.1782	0.10	10973	93.0073%	Fecal		CFU/100 mL	200	283.2	86400	-	488.3
5439000	9/27/1995	0.55	0.55	0.1782	0.10	10985	93.1090%	Fecal		CFU/100 mL	200	283.2	86400	-	479.6
5439000	8/12/1997	0.55	0.55	0.1782	0.10	10985	93.1090%	Fecal		CFU/100 mL	200	283.2	86400	-	479.6
5439000	11/18/1997	0.55	0.55	0.1782	0.10	10985	93.1090%	Fecal		CFU/100 mL	200	283.2	86400	-	479.6
5439000	9/11/1998	0.55	0.55	0.1782	0.10	10985	93.1090%	Fecal		CFU/100 mL	200	283.2	86400	-	479.6
5439000	9/25/2002	0.55	0.55	0.1782	0.10	10985	93.1090%	Fecal		CFU/100 mL	200	283.2	86400	-	479.6
5439000	8/20/2012	0.55	0.55	0.1782	0.10	10985	93.1090%	Fecal		CFU/100 mL	200	283.2	86400	-	479.6
5439000	9/30/2012	0.55	0.55	0.1782	0.10	10985	93.1090%	Fecal		CFU/100 mL	200	283.2	86400	-	479.6
5439000	12/25/2013	0.55	0.55	0.1782	0.10	10985	93.1090%	Fecal		CFU/100 mL	200	283.2	86400	-	479.6
5439000	12/22/1997	0.54	0.54	0.1782	0.10	10993	93.1768%	Fecal		CFU/100 mL	200	283.2	86400	-	470.8
5439000	9/8/2002	0.54	0.54	0.1782	0.10	10993	93.1768%	Fecal		CFU/100 mL	200	283.2	86400	-	470.8
5439000	9/12/2002	0.54	0.54	0.1782	0.10	10993	93.1768%	Fecal		CFU/100 mL	200	283.2	86400	-	470.8
5439000	11/27/2002	0.54	0.54	0.1782	0.10	10993	93.1768%	Fecal		CFU/100 mL	200	283.2	86400	-	470.8
5439000	1/8/2006	0.54	0.54	0.1782	0.10	10993	93.1768%	Fecal		CFU/100 mL	200	283.2	86400	-	470.8
5439000	10/2/2010	0.54	0.54	0.1782	0.10	10993	93.1768%	Fecal		CFU/100 mL	200	283.2	86400	-	470.8
5439000	12/28/2012	0.54	0.54	0.1782	0.10	10993	93.1768%	Fecal		CFU/100 mL	200	283.2	86400	-	470.8
5439000	9/16/1994	0.53	0.53	0.1782	0.09	11000	93.2361%	Fecal		CFU/100 mL	200	283.2	86400	-	462.1

Gage ID	Date	Discharge (CFS)	Gage Discharge (less Surrogate NPDES) (CFS)	Watershed Area Ratio	Calculated flow (CFS)	Rank	Flow Exceedance %	Parameter	Results	Units (mg or micro_gram	Limit/Standard	100mL/CF	sec/day	Actual Load (million colonies/day)	Allowable Load (million colonies/day)
5439000	7/28/1997	0.53	0.53	0.1782	0.09	11000	93.2361%	Fecal		CFU/100 mL	200	283.2	86400	-	462.1
5439000	9/1/1999	0.53	0.53	0.1782	0.09	11000	93.2361%	Fecal		CFU/100 mL	200	283.2	86400	-	462.1
5439000	8/27/2001	0.53	0.53	0.1782	0.09	11000	93.2361%	Fecal		CFU/100 mL	200	283.2	86400	-	462.1
5439000	10/27/2004	0.53	0.53	0.1782	0.09	11000	93.2361%	Fecal		CFU/100 mL	200	283.2	86400	-	462.1
5439000	10/3/2010	0.53	0.53	0.1782	0.09	11000	93.2361%	Fecal		CFU/100 mL	200	283.2	86400	-	462.1
5439000	9/21/2013	0.53	0.53	0.1782	0.09	11000	93.2361%	Fecal		CFU/100 mL	200	283.2	86400	-	462.1
5439000	11/19/1997	0.52	0.52	0.1782	0.09	11007	93.2955%	Fecal		CFU/100 mL	200	283.2	86400	-	453.4
5439000	9/14/2001	0.52	0.52	0.1782	0.09	11007	93.2955%	Fecal		CFU/100 mL	200	283.2	86400	-	453.4
5439000	9/16/2001	0.52	0.52	0.1782	0.09	11007	93.2955%	Fecal		CFU/100 mL	200	283.2	86400	-	453.4
5439000	12/14/2002	0.52	0.52	0.1782	0.09	11007	93.2955%	Fecal		CFU/100 mL	200	283.2	86400	-	453.4
5439000	9/4/2004	0.52	0.52	0.1782	0.09	11007	93.2955%	Fecal		CFU/100 mL	200	283.2	86400	-	453.4
5439000	10/14/2004	0.52	0.52	0.1782	0.09	11007	93.2955%	Fecal		CFU/100 mL	200	283.2	86400	-	453.4
5439000	3/4/2006	0.52	0.52	0.1782	0.09	11007	93.2955%	Fecal		CFU/100 mL	200	283.2	86400	-	453.4
5439000	9/30/2006	0.52	0.52	0.1782	0.09	11007	93.2955%	Fecal		CFU/100 mL	200	283.2	86400	-	453.4
5439000	9/30/2014	0.52	0.52	0.1782	0.09	11007	93.2955%	Fecal		CFU/100 mL	200	283.2	86400	-	453.4
5439000	10/10/2020	0.52	0.52	0.1782	0.09	11007	93.2955%	Fecal		CFU/100 mL	200	283.2	86400	-	453.4
5439000	10/18/1997	0.51	0.51	0.1782	0.09	11017	93.3802%	Fecal		CFU/100 mL	200	283.2	86400	-	444.7
5439000	11/9/1997	0.51	0.51	0.1782	0.09	11017	93.3802%	Fecal		CFU/100 mL	200	283.2	86400	-	444.7
5439000	11/20/1997	0.51	0.51	0.1782	0.09	11017	93.3802%	Fecal		CFU/100 mL	200	283.2	86400	-	444.7
5439000	12/9/1997	0.51	0.51	0.1782	0.09	11017	93.3802%	Fecal		CFU/100 mL	200	283.2	86400	-	444.7
5439000	8/10/2003	0.51	0.51	0.1782	0.09	11017	93.3802%	Fecal		CFU/100 mL	200	283.2	86400	-	444.7
5439000	1/27/2006	0.51	0.51	0.1782	0.09	11017	93.3802%	Fecal		CFU/100 mL	200	283.2	86400	-	444.7
5439000	12/29/2012	0.51	0.51	0.1782	0.09	11017	93.3802%	Fecal		CFU/100 mL	200	283.2	86400	-	444.7
5439000	9/16/1995	0.5	0.5	0.1782	0.09	11024	93.4396%	Fecal		CFU/100 mL	200	283.2	86400	-	436.0
5439000	11/25/1997	0.5	0.5	0.1782	0.09	11024	93.4396%	Fecal		CFU/100 mL	200	283.2	86400	-	436.0
5439000	9/2/1999	0.5	0.5	0.1782	0.09	11024	93.4396%	Fecal		CFU/100 mL	200	283.2	86400	-	436.0
5439000	9/15/2001	0.5	0.5	0.1782	0.09	11024	93.4396%	Fecal		CFU/100 mL	200	283.2	86400	-	436.0
5439000	9/26/2002	0.5	0.5	0.1782	0.09	11024	93.4396%	Fecal		CFU/100 mL	200	283.2	86400	-	436.0
5439000	12/28/2002	0.5	0.5	0.1782	0.09	11024	93.4396%	Fecal		CFU/100 mL	200	283.2	86400	-	436.0
5439000	10/20/2003	0.5	0.5	0.1782	0.09	11024	93.4396%	Fecal		CFU/100 mL	200	283.2	86400	-	436.0
5439000	10/10/2006	0.5	0.5	0.1782	0.09	11024	93.4396%	Fecal		CFU/100 mL	200	283.2	86400	-	436.0
5439000	9/6/2013	0.5	0.5	0.1782	0.09	11024	93.4396%	Fecal		CFU/100 mL	200	283.2	86400	-	436.0
5439000	9/9/2017	0.5	0.5	0.1782	0.09	11024	93.4396%	Fecal		CFU/100 mL	200	283.2	86400	-	436.0
5439000	9/12/1995	0.49	0.49	0.1782	0.09	11034	93.5243%	Fecal		CFU/100 mL	200	283.2	86400	-	427.2
5439000	12/20/1997	0.49	0.49	0.1782	0.09	11034	93.5243%	Fecal		CFU/100 mL	200	283.2	86400	-	427.2
5439000	7/29/2001	0.49	0.49	0.1782	0.09	11034	93.5243%	Fecal		CFU/100 mL	200	283.2	86400	-	427.2
5439000	8/20/2002	0.49	0.49	0.1782	0.09	11034	93.5243%	Fecal		CFU/100 mL	200	283.2	86400	-	427.2
5439000	9/8/2004	0.49	0.49	0.1782	0.09	11034	93.5243%	Fecal		CFU/100 mL	200	283.2	86400	-	427.2
5439000	9/24/2005	0.49	0.49	0.1782	0.09	11034	93.5243%	Fecal		CFU/100 mL	200	283.2	86400	-	427.2
5439000	9/27/2005	0.49	0.49	0.1782	0.09	11034	93.5243%	Fecal		CFU/100 mL	200	283.2	86400	-	427.2
5439000	12/11/2012	0.49	0.49	0.1782	0.09	11034	93.5243%	Fecal		CFU/100 mL	200	283.2	86400	-	427.2
5439000	9/11/2017	0.49	0.49	0.1782	0.09	11034	93.5243%	Fecal		CFU/100 mL	200	283.2	86400	-	427.2
5439000	10/20/2020	0.49	0.49	0.1782	0.09	11034	93.5243%	Fecal		CFU/100 mL	200	283.2	86400	-	427.2
5439000	7/29/1997	0.48	0.48	0.1782	0.09	11044	93.6091%	Fecal		CFU/100 mL	200	283.2	86400	-	418.5
5439000	11/15/1997	0.48	0.48	0.1782	0.09	11044	93.6091%	Fecal		CFU/100 mL	200	283.2	86400	-	418.5
5439000	8/9/2002	0.48	0.48	0.1782	0.09	11044	93.6091%	Fecal		CFU/100 mL	200	283.2	86400	-	418.5
5439000	8/12/2003	0.48	0.48	0.1782	0.09	11044	93.6091%	Fecal		CFU/100 mL	200	283.2	86400	-	418.5
5439000	7/12/2005	0.48	0.48	0.1782	0.09	11044	93.6091%	Fecal		CFU/100 mL	200	283.2	86400	-	418.5
5439000	8/19/2006	0.48	0.48	0.1782	0.09	11044	93.6091%	Fecal		CFU/100 mL	200	283.2	86400	-	418.5
5439000	9/8/2011	0.48	0.48	0.1782	0.09	11044	93.6091%	Fecal		CFU/100 mL	200	283.2	86400	-	418.5
5439000	12/6/2013	0.48	0.48	0.1782	0.09	11044	93.6091%	Fecal		CFU/100 mL	200	283.2	86400	-	418.5
5439000	9/5/2021	0.48	0.48	0.1782	0.09	11044	93.6091%	Fecal		CFU/100 mL	200	283.2	86400	-	418.5
5439000	8/18/1992	0.47	0.47	0.1782	0.08	11053	93.6854%	Fecal		CFU/100 mL	200	283.2	86400	-	409.8
5439000	12/8/1997	0.47	0.47	0.1782	0.08	11053	93.6854%	Fecal		CFU/100 mL	200	283.2	86400	-	409.8
5439000	12/21/1997	0.47	0.47	0.1782	0.08	11053	93.6854%	Fecal		CFU/100 mL	200	283.2	86400	-	409.8
5439000	12/13/2002	0.47	0.47	0.1782	0.08	11053	93.6854%	Fecal		CFU/100 mL	200	283.2	86400	-	409.8
5439000	11/18/2005	0.47	0.47	0.1782	0.08	11053	93.6854%	Fecal		CFU/100 mL	200	283.2	86400	-	409.8
5439000	8/28/2013	0.47	0.47	0.1782	0.08	11053	93.6854%	Fecal		CFU/100 mL	200	283.2	86400	-	409.8
5439000	12/26/2013	0.47	0.47	0.1782	0.08	11053	93.6854%	Fecal		CFU/100 mL	200	283.2	86400	-	409.8
5439000	12/16/1997	0.46	0.46	0.1782	0.08	11060	93.7447%	Fecal		CFU/100 mL	200	283.2	86400	-	401.1
5439000	8/19/1999	0.46	0.46	0.1782	0.08	11060	93.7447%	Fecal		CFU/100 mL	200	283.2	86400	-	401.1
5439000	3/10/2003	0.46	0.46	0.1782	0.08	11060	93.7447%	Fecal		CFU/100 mL	200	283.2	86400	-	401.1
5439000	10/23/2003	0.46	0.46	0.1782	0.08	11060	93.7447%	Fecal		CFU/100 mL	200	283.2	86400	-	401.1
5439000	9/18/2004	0.46	0.46	0.1782	0.08	11060	93.7447%	Fecal		CFU/100 mL	200	283.2	86400	-	401.1
5439000	8/11/2005	0.46	0.46	0.1782	0.08	11060	93.7447%	Fecal		CFU/100 mL	200	283.2	86400	-	401.1
5439000	8/11/2006	0.46	0.46	0.1782	0.08	11060	93.7447%	Fecal		CFU/100 mL	200	283.2	86400	-	401.1
5439000	10/4/2010	0.46	0.46	0.1782	0.08	11060	93.7447%	Fecal		CFU/100 mL	200	283.2	86400	-	401.1
5439000	7/16/2012	0.46	0.46	0.1782	0.08	11060	93.7447%	Fecal		CFU/100 mL	200	283.2	86400	-	401.1
5439000	8/16/2013	0.46	0.46	0.1782	0.08	11060	93.7447%	Fecal		CFU/100 mL	200	283.2	86400	-	401.1
5439000	9/10/2017	0.46	0.46	0.1782	0.08	11060	93.7447%	Fecal		CFU/100 mL	200	283.2	86400	-	401.1
5439000	9/17/1995	0.45	0.45	0.1782	0.08	11071	93.8379%	Fecal		CFU/100 mL	200	283.2	86400	-	392.4
5439000	12/15/1997	0.45	0.45	0.1782	0.08	11071	93.8379%	Fecal		CFU/100 mL	200	283.2	86400	-	392.4
5439000	9/14/1999	0.45	0.45	0.1782	0.08	11071	93.8379%	Fecal		CFU/100 mL	200	283.2	86400	-	392.4
5439000	8/10/2001	0.45	0.45	0.1782	0.08	11071	93.8379%	Fecal		CFU/100 mL	200	283.2	86400	-	392.4
5439000	8/2/2002	0.45	0.45	0.1782	0.08	11071	93.8379%	Fecal		CFU/100 mL	200	283.2	86400	-	392.4
5439000	11/28/2002	0.45	0.45	0.1782	0.08	11071	93.8379%	Fecal		CFU/100 mL	200	283.2	86400	-	392.4
5439000	12/3/2005	0.45	0.45	0.1782	0.08	11071	93.8379%	Fecal		CFU/100 mL	200	283.2	86400	-	392.4
5439000	8/10/2006	0.45	0.45	0.1782	0.08	11071	93.8379%	Fecal		CFU/100 mL	200	283.2	86400	-	392.4
5439000	8/24/2008	0.45	0.45	0.1782	0.08	11071	93.8379%	Fecal		CFU/100 mL	200	283.2	86400	-	392.4
5439000	7/30/2012	0.45	0.45	0.1782	0.08	11071	93.8379%	Fecal		CFU/100 mL	200	283.2	86400	-	392.4
5439000	1/3/2013	0.45	0.45	0.1782	0.08	11071	93.8379%	Fecal		CFU/100 mL	200	283.2	86400	-	392.4
5439000	9/29/2013	0.45	0.45	0.1782	0.08	11071	93.8379%	Fecal		CFU/100 mL	200	283.2	86400	-	392.4
5439000	10/3/2005	0.44	0.44	0.1782	0.08	11083	93.9397%	Fecal		CFU/100 mL	200	283.2	86400	-	383.6
5439000	9/10/2011	0.44	0.44	0.1782	0.08	11083	93.9397%	Fecal		CFU/100 mL	200	283.2	86400	-	383.6
5439000	11/15/2012	0.44	0.44	0.1782	0.08	11083	93.9397%	Fecal		CFU/100 mL	200	283.2	86400	-	383.6
5439000	9/18/1995	0.43	0.43	0.1782	0.08	11086	93.9651%	Fecal		CFU/100 mL	200	283.2	86400	-	374.9
5439000	9/28/1995	0.43	0.43	0.1782	0.08	11086	93.9651%	Fecal		CFU/100 mL	200	283.2	86400	-	374.9
5439000	11/11/1997	0.43	0.43	0.1782	0.08	11086	93.9651%	Fecal		CFU/100 mL	200	283.2	86400	-	374.9
5439000	8/20/1999	0.43	0.43	0.1782	0.08	11086	93.9651%	Fecal		CFU/100 mL	200	283.2	86400	-	374.9
5439000	12/10/2010	0.43	0.43	0.1782	0.08	11086	93.9651%	Fecal		CFU/100 mL	200	283.2	86400	-	374.9
5439000	10/27/2013	0.43	0.43	0.1782	0.08	11086	93.9651%	Fecal		CFU/100 mL	200	283.2	86400	-	374.9
5439000	1/5/2014	0.43	0.43	0.1782	0.08	11086	93.9651%	Fecal		CFU/100 mL	200	283.2	86400	-	374.9
5439000	9/12/2017	0.43	0.43	0.1782	0.08	11086	93.9651%	Fecal		CFU/100 mL	200	283.2	86400	-	374.9
5439000	9/6/2021	0.43	0.43	0.1782	0.08	11086	93.9651%	Fecal		CFU/100 mL	200	283.2	86400	-	374.9
5439000	10/12/1995	0.42	0.42	0.1782	0.07	11095	94.0414%	Fecal		CFU/100 mL	200	283.2	86400	-	366.2
5439000	8/9/2001	0.42	0.42	0.1782	0.07	11095	94.0414%	Fecal		CFU/100 mL	200	283.2	86400	-	366.2
5439000	12/12/2002	0.42	0.42	0.1782	0.07	11095	94.0414%	Fecal		CFU/100 mL	200	283.2	86400	-	366.2
5439000	12/29/2002	0.42	0.42	0.1782	0.07	11095	94.0414%	Fecal		CFU/100 mL	200	283.2	86400	-	366.2
5439000	10/21/2003	0.42	0.42	0.1782	0.07	11095	94.0414%	Fecal		CFU/100 mL	200	283.2	86400	-	366.2
5439000	7/13/2005	0.42	0.42	0.1782	0.07	11095	94.0414%	Fecal		CFU/100 mL	200	283.2	86400	-	366.2
5439000	8/3/2012	0.42	0.42	0.1782	0.07	11095	94.0414%	Fecal		CFU/100 mL	200	283.2	86400	-	366.2
5439000	8/21/2012	0.42	0.42	0.1782	0.07	11095	94.0414%	Fecal		CFU/100 mL	200	283.2	86400	-	366.2
5439000	8/18/2013	0.42	0.42	0.1782	0.07	11095	94.0414%	Fecal		CFU/100 mL	200	283.2	86400	-	366.2
5439000	10/1/2014	0.42	0.42	0.1782	0.07	11095	94.0414%	Fecal		CFU/100 mL	200	283.2	86400	-	366.2
5439000	8/16/1991	0.41	0.41	0.1782	0.07	11105	94.1261%	Fecal		CFU/100 mL	200	283.2	86400	-	357.5
5439000	9/4/1995	0.41	0.41	0.1782	0.07	11105	94.1261%	Fecal		CFU/100 mL	200	283.2	86400	-	357.5
5439000	9/15/1995	0.41	0.41	0.1782	0.07	11105	94.1261%	Fecal		CFU/100 mL	200	283.2	86400	-	357.5
5439000	12/17/1997	0.41	0.41	0.1782	0.07	11105	94.1261%	Fecal		CFU/100 mL	200	283.2	86400	-	357.5
5439000	12/18/1997	0.41	0.41	0.1782	0.07	11105	94.1261%	Fecal		CFU/100 mL	200	283.2	86400	-	357.5
5439000	8/8/2001	0.41	0.41	0.1782	0.07	11105	94.1261%	Fecal		CFU/100 mL	200	283.2	86400	-	357.5
5439000	9/9/2002	0.41	0.41	0.1782	0.07	11105	94.1261%	Fecal		CFU/100 mL	200	283.2	86400	-	357.5
5439000	9/27/2002	0.41	0.41	0.1782	0.07	11105	94.1261%	Fecal		CFU/100 mL	200	283.2	86400	-	357.5
5439000	10/8/2004	0.41	0.41	0.1782	0.07	11105	94.1261%	Fecal		CFU/100 mL	200	283.2	86400	-	357.5
5439000	10/8/2013	0.41	0.41	0.1782	0.07	11105	94.1261%	Fecal		CFU/100 mL	200	283.2	86400	-	357.5
5439000	9/5/1995	0.4	0.4	0.1782	0.07	11115	94.2109%	Fecal		CFU/100 mL	200	283.2	86400	-	348.8
5439000	9/18/1997	0.4	0.4	0.1782	0.07	11115	94.2109%	Fecal		CFU/100 mL	200	283.2	86400	-	348.8
5439000	8/28/2001	0.4	0.4	0.1782	0.07	11115	94.2109%	Fecal		CFU/100 mL	200	283.2	86400	-	348.8
5439000	11/13/2005	0.4	0.4	0.1782	0.07	11115	94.2109%	Fecal		CFU/100 mL	200	283.2	86400	-	348.8
5439000	12/30/2005	0.4	0.4	0.1782	0.07	11115	94.2109%	Fecal		CFU/100 mL	200	283.2	86400	-	348.8
5439000	1/9/2006	0.4	0.4	0.1782	0.07	11115	94.2109%	Fecal		CFU/100 mL	200	283.2	86400	-	348.8
5439000	8/19/2013	0.4	0.4	0.1782	0.07	11115	94.2109%	Fecal		CFU/100 mL	200	283.2	86400	-	348.8
5439000	10/29/2013	0.4	0.4	0.1782	0.07	11115	94.2109%	Fecal		CFU/100 mL	200	283.2	86400	-	348.8
5439000	9/17/1994	0.39	0.39	0.1782	0.07	11123	94.2787%	Fecal		CFU/100 mL	200	283.2	86400	-	340.0
5439000	9/6/1995	0.39	0.39	0.1782	0.07	11123	94.2787%	Fecal		CFU/100 mL	200	283.2	86400	-	340.0
5439000	10/8/1997	0.39	0.39	0.1782	0.07	11123	94.2787%	Fecal		CFU/100 mL	200	283.2	86400	-	340.0

Gage ID	Date	Discharge (CFS)	Gage Discharge (less Surrogate NPDES) (CFS)	Watershed Area Ratio	Calculated flow (CFS)	Rank	Flow Exceedance %	Parameter	Results	Units (mg or micro_gram	Limit/Standard	100mL/CF	sec/day	Actual Load (million colonies/day)	Allowable Load (million colonies/day)
5439000	9/13/2002	0.39	0.39	0.1782	0.07	11123	94.2787%	Fecal		CFU/100 mL	200	283.2	86400	-	340.0
5439000	12/11/2002	0.39	0.39	0.1782	0.07	11123	94.2787%	Fecal		CFU/100 mL	200	283.2	86400	-	340.0
5439000	9/20/2005	0.39	0.39	0.1782	0.07	11123	94.2787%	Fecal		CFU/100 mL	200	283.2	86400	-	340.0
5439000	9/29/2010	0.39	0.39	0.1782	0.07	11123	94.2787%	Fecal		CFU/100 mL	200	283.2	86400	-	340.0
5439000	9/26/2012	0.39	0.39	0.1782	0.07	11123	94.2787%	Fecal		CFU/100 mL	200	283.2	86400	-	340.0
5439000	10/28/2013	0.39	0.39	0.1782	0.07	11123	94.2787%	Fecal		CFU/100 mL	200	283.2	86400	-	340.0
5439000	10/15/2020	0.39	0.39	0.1782	0.07	11123	94.2787%	Fecal		CFU/100 mL	200	283.2	86400	-	340.0
5439000	10/4/1995	0.38	0.38	0.1782	0.07	11133	94.3635%	Fecal		CFU/100 mL	200	283.2	86400	-	331.3
5439000	8/6/1997	0.38	0.38	0.1782	0.07	11133	94.3635%	Fecal		CFU/100 mL	200	283.2	86400	-	331.3
5439000	12/19/1997	0.38	0.38	0.1782	0.07	11133	94.3635%	Fecal		CFU/100 mL	200	283.2	86400	-	331.3
5439000	9/12/1998	0.38	0.38	0.1782	0.07	11133	94.3635%	Fecal		CFU/100 mL	200	283.2	86400	-	331.3
5439000	9/4/1999	0.38	0.38	0.1782	0.07	11133	94.3635%	Fecal		CFU/100 mL	200	283.2	86400	-	331.3
5439000	9/29/2002	0.38	0.38	0.1782	0.07	11133	94.3635%	Fecal		CFU/100 mL	200	283.2	86400	-	331.3
5439000	7/31/2005	0.38	0.38	0.1782	0.07	11133	94.3635%	Fecal		CFU/100 mL	200	283.2	86400	-	331.3
5439000	8/17/2005	0.38	0.38	0.1782	0.07	11133	94.3635%	Fecal		CFU/100 mL	200	283.2	86400	-	331.3
5439000	10/4/2005	0.38	0.38	0.1782	0.07	11133	94.3635%	Fecal		CFU/100 mL	200	283.2	86400	-	331.3
5439000	10/19/2020	0.38	0.38	0.1782	0.07	11133	94.3635%	Fecal		CFU/100 mL	200	283.2	86400	-	331.3
5439000	9/18/1994	0.37	0.37	0.1782	0.07	11143	94.4482%	Fecal		CFU/100 mL	200	283.2	86400	-	322.6
5439000	9/14/1995	0.37	0.37	0.1782	0.07	11143	94.4482%	Fecal		CFU/100 mL	200	283.2	86400	-	322.6
5439000	9/23/1997	0.37	0.37	0.1782	0.07	11143	94.4482%	Fecal		CFU/100 mL	200	283.2	86400	-	322.6
5439000	10/2/1997	0.37	0.37	0.1782	0.07	11143	94.4482%	Fecal		CFU/100 mL	200	283.2	86400	-	322.6
5439000	10/21/1997	0.37	0.37	0.1782	0.07	11143	94.4482%	Fecal		CFU/100 mL	200	283.2	86400	-	322.6
5439000	8/11/2001	0.37	0.37	0.1782	0.07	11143	94.4482%	Fecal		CFU/100 mL	200	283.2	86400	-	322.6
5439000	8/31/2001	0.37	0.37	0.1782	0.07	11143	94.4482%	Fecal		CFU/100 mL	200	283.2	86400	-	322.6
5439000	11/29/2002	0.37	0.37	0.1782	0.07	11143	94.4482%	Fecal		CFU/100 mL	200	283.2	86400	-	322.6
5439000	12/30/2002	0.37	0.37	0.1782	0.07	11143	94.4482%	Fecal		CFU/100 mL	200	283.2	86400	-	322.6
5439000	9/19/2004	0.37	0.37	0.1782	0.07	11143	94.4482%	Fecal		CFU/100 mL	200	283.2	86400	-	322.6
5439000	11/19/2005	0.37	0.37	0.1782	0.07	11143	94.4482%	Fecal		CFU/100 mL	200	283.2	86400	-	322.6
5439000	9/7/2013	0.37	0.37	0.1782	0.07	11143	94.4482%	Fecal		CFU/100 mL	200	283.2	86400	-	322.6
5439000	1/3/2014	0.37	0.37	0.1782	0.07	11143	94.4482%	Fecal		CFU/100 mL	200	283.2	86400	-	322.6
5439000	9/24/2021	0.37	0.37	0.1782	0.07	11143	94.4482%	Fecal		CFU/100 mL	200	283.2	86400	-	322.6
5439000	8/27/1997	0.36	0.36	0.1782	0.06	11157	94.5669%	Fecal		CFU/100 mL	200	283.2	86400	-	313.9
5439000	11/12/1997	0.36	0.36	0.1782	0.06	11157	94.5669%	Fecal		CFU/100 mL	200	283.2	86400	-	313.9
5439000	9/28/2002	0.36	0.36	0.1782	0.06	11157	94.5669%	Fecal		CFU/100 mL	200	283.2	86400	-	313.9
5439000	8/9/2006	0.36	0.36	0.1782	0.06	11157	94.5669%	Fecal		CFU/100 mL	200	283.2	86400	-	313.9
5439000	10/31/2012	0.36	0.36	0.1782	0.06	11157	94.5669%	Fecal		CFU/100 mL	200	283.2	86400	-	313.9
5439000	8/17/1999	0.35	0.35	0.1782	0.06	11162	94.6093%	Fecal		CFU/100 mL	200	283.2	86400	-	305.2
5439000	8/12/2001	0.35	0.35	0.1782	0.06	11162	94.6093%	Fecal		CFU/100 mL	200	283.2	86400	-	305.2
5439000	9/30/2002	0.35	0.35	0.1782	0.06	11162	94.6093%	Fecal		CFU/100 mL	200	283.2	86400	-	305.2
5439000	12/10/2002	0.35	0.35	0.1782	0.06	11162	94.6093%	Fecal		CFU/100 mL	200	283.2	86400	-	305.2
5439000	10/22/2003	0.35	0.35	0.1782	0.06	11162	94.6093%	Fecal		CFU/100 mL	200	283.2	86400	-	305.2
5439000	8/30/2006	0.35	0.35	0.1782	0.06	11162	94.6093%	Fecal		CFU/100 mL	200	283.2	86400	-	305.2
5439000	9/28/2012	0.35	0.35	0.1782	0.06	11162	94.6093%	Fecal		CFU/100 mL	200	283.2	86400	-	305.2
5439000	9/29/2012	0.35	0.35	0.1782	0.06	11162	94.6093%	Fecal		CFU/100 mL	200	283.2	86400	-	305.2
5439000	10/16/2013	0.35	0.35	0.1782	0.06	11162	94.6093%	Fecal		CFU/100 mL	200	283.2	86400	-	305.2
5439000	12/10/2013	0.35	0.35	0.1782	0.06	11162	94.6093%	Fecal		CFU/100 mL	200	283.2	86400	-	305.2
5439000	10/16/2020	0.35	0.35	0.1782	0.06	11162	94.6093%	Fecal		CFU/100 mL	200	283.2	86400	-	305.2
5439000	7/30/1997	0.34	0.34	0.1782	0.06	11173	94.7025%	Fecal		CFU/100 mL	200	283.2	86400	-	296.5
5439000	8/10/1997	0.34	0.34	0.1782	0.06	11173	94.7025%	Fecal		CFU/100 mL	200	283.2	86400	-	296.5
5439000	9/5/1999	0.34	0.34	0.1782	0.06	11173	94.7025%	Fecal		CFU/100 mL	200	283.2	86400	-	296.5
5439000	10/1/2004	0.34	0.34	0.1782	0.06	11173	94.7025%	Fecal		CFU/100 mL	200	283.2	86400	-	296.5
5439000	8/28/2008	0.34	0.34	0.1782	0.06	11173	94.7025%	Fecal		CFU/100 mL	200	283.2	86400	-	296.5
5439000	9/22/2013	0.34	0.34	0.1782	0.06	11173	94.7025%	Fecal		CFU/100 mL	200	283.2	86400	-	296.5
5439000	10/18/2020	0.34	0.34	0.1782	0.06	11173	94.7025%	Fecal		CFU/100 mL	200	283.2	86400	-	296.5
5439000	8/30/1997	0.33	0.33	0.1782	0.06	11180	94.7618%	Fecal		CFU/100 mL	200	283.2	86400	-	287.7
5439000	8/31/1997	0.33	0.33	0.1782	0.06	11180	94.7618%	Fecal		CFU/100 mL	200	283.2	86400	-	287.7
5439000	9/2/1997	0.33	0.33	0.1782	0.06	11180	94.7618%	Fecal		CFU/100 mL	200	283.2	86400	-	287.7
5439000	9/24/1997	0.33	0.33	0.1782	0.06	11180	94.7618%	Fecal		CFU/100 mL	200	283.2	86400	-	287.7
5439000	8/10/2002	0.33	0.33	0.1782	0.06	11180	94.7618%	Fecal		CFU/100 mL	200	283.2	86400	-	287.7
5439000	9/20/2004	0.33	0.33	0.1782	0.06	11180	94.7618%	Fecal		CFU/100 mL	200	283.2	86400	-	287.7
5439000	9/11/2011	0.33	0.33	0.1782	0.06	11180	94.7618%	Fecal		CFU/100 mL	200	283.2	86400	-	287.7
5439000	9/27/2012	0.33	0.33	0.1782	0.06	11180	94.7618%	Fecal		CFU/100 mL	200	283.2	86400	-	287.7
5439000	11/3/2012	0.33	0.33	0.1782	0.06	11180	94.7618%	Fecal		CFU/100 mL	200	283.2	86400	-	287.7
5439000	9/7/2021	0.33	0.33	0.1782	0.06	11180	94.7618%	Fecal		CFU/100 mL	200	283.2	86400	-	287.7
5439000	8/7/1997	0.32	0.32	0.1782	0.06	11190	94.8466%	Fecal		CFU/100 mL	200	283.2	86400	-	279.0
5439000	8/26/1997	0.32	0.32	0.1782	0.06	11190	94.8466%	Fecal		CFU/100 mL	200	283.2	86400	-	279.0
5439000	10/5/1997	0.32	0.32	0.1782	0.06	11190	94.8466%	Fecal		CFU/100 mL	200	283.2	86400	-	279.0
5439000	9/21/1999	0.32	0.32	0.1782	0.06	11190	94.8466%	Fecal		CFU/100 mL	200	283.2	86400	-	279.0
5439000	8/11/2002	0.32	0.32	0.1782	0.06	11190	94.8466%	Fecal		CFU/100 mL	200	283.2	86400	-	279.0
5439000	12/31/2002	0.32	0.32	0.1782	0.06	11190	94.8466%	Fecal		CFU/100 mL	200	283.2	86400	-	279.0
5439000	10/28/2004	0.32	0.32	0.1782	0.06	11190	94.8466%	Fecal		CFU/100 mL	200	283.2	86400	-	279.0
5439000	7/16/2005	0.32	0.32	0.1782	0.06	11190	94.8466%	Fecal		CFU/100 mL	200	283.2	86400	-	279.0
5439000	11/8/2005	0.32	0.32	0.1782	0.06	11190	94.8466%	Fecal		CFU/100 mL	200	283.2	86400	-	279.0
5439000	8/29/2008	0.32	0.32	0.1782	0.06	11190	94.8466%	Fecal		CFU/100 mL	200	283.2	86400	-	279.0
5439000	12/19/2012	0.32	0.32	0.1782	0.06	11190	94.8466%	Fecal		CFU/100 mL	200	283.2	86400	-	279.0
5439000	8/17/2013	0.32	0.32	0.1782	0.06	11190	94.8466%	Fecal		CFU/100 mL	200	283.2	86400	-	279.0
5439000	9/8/2013	0.32	0.32	0.1782	0.06	11190	94.8466%	Fecal		CFU/100 mL	200	283.2	86400	-	279.0
5439000	9/9/2013	0.32	0.32	0.1782	0.06	11190	94.8466%	Fecal		CFU/100 mL	200	283.2	86400	-	279.0
5439000	10/17/2020	0.32	0.32	0.1782	0.06	11190	94.8466%	Fecal		CFU/100 mL	200	283.2	86400	-	279.0
5439000	9/8/2021	0.32	0.32	0.1782	0.06	11190	94.8466%	Fecal		CFU/100 mL	200	283.2	86400	-	279.0
5439000	8/20/1992	0.31	0.31	0.1782	0.06	11206	94.9822%	Fecal		CFU/100 mL	200	283.2	86400	-	270.3
5439000	8/28/1997	0.31	0.31	0.1782	0.06	11206	94.9822%	Fecal		CFU/100 mL	200	283.2	86400	-	270.3
5439000	9/4/1997	0.31	0.31	0.1782	0.06	11206	94.9822%	Fecal		CFU/100 mL	200	283.2	86400	-	270.3
5439000	9/15/1997	0.31	0.31	0.1782	0.06	11206	94.9822%	Fecal		CFU/100 mL	200	283.2	86400	-	270.3
5439000	9/30/1997	0.31	0.31	0.1782	0.06	11206	94.9822%	Fecal		CFU/100 mL	200	283.2	86400	-	270.3
5439000	10/3/1997	0.31	0.31	0.1782	0.06	11206	94.9822%	Fecal		CFU/100 mL	200	283.2	86400	-	270.3
5439000	8/15/2001	0.31	0.31	0.1782	0.06	11206	94.9822%	Fecal		CFU/100 mL	200	283.2	86400	-	270.3
5439000	9/12/2004	0.31	0.31	0.1782	0.06	11206	94.9822%	Fecal		CFU/100 mL	200	283.2	86400	-	270.3
5439000	9/25/2021	0.31	0.31	0.1782	0.06	11206	94.9822%	Fecal		CFU/100 mL	200	283.2	86400	-	270.3
5439000	9/19/1994	0.3	0.3	0.1782	0.05	11215	95.0585%	Fecal		CFU/100 mL	200	283.2	86400	-	261.6
5439000	8/29/1997	0.3	0.3	0.1782	0.05	11215	95.0585%	Fecal		CFU/100 mL	200	283.2	86400	-	261.6
5439000	9/29/1997	0.3	0.3	0.1782	0.05	11215	95.0585%	Fecal		CFU/100 mL	200	283.2	86400	-	261.6
5439000	8/29/2001	0.3	0.3	0.1782	0.05	11215	95.0585%	Fecal		CFU/100 mL	200	283.2	86400	-	261.6
5439000	12/9/2002	0.3	0.3	0.1782	0.05	11215	95.0585%	Fecal		CFU/100 mL	200	283.2	86400	-	261.6
5439000	9/2/2003	0.3	0.3	0.1782	0.05	11215	95.0585%	Fecal		CFU/100 mL	200	283.2	86400	-	261.6
5439000	11/20/2005	0.3	0.3	0.1782	0.05	11215	95.0585%	Fecal		CFU/100 mL	200	283.2	86400	-	261.6
5439000	11/1/2012	0.3	0.3	0.1782	0.05	11215	95.0585%	Fecal		CFU/100 mL	200	283.2	86400	-	261.6
5439000	12/12/2013	0.3	0.3	0.1782	0.05	11215	95.0585%	Fecal		CFU/100 mL	200	283.2	86400	-	261.6
5439000	8/9/1997	0.29	0.29	0.1782	0.05	11224	95.1348%	Fecal		CFU/100 mL	200	283.2	86400	-	252.9
5439000	9/5/1997	0.29	0.29	0.1782	0.05	11224	95.1348%	Fecal		CFU/100 mL	200	283.2	86400	-	252.9
5439000	9/27/1997	0.29	0.29	0.1782	0.05	11224	95.1348%	Fecal		CFU/100 mL	200	283.2	86400	-	252.9
5439000	9/28/1997	0.29	0.29	0.1782	0.05	11224	95.1348%	Fecal		CFU/100 mL	200	283.2	86400	-	252.9
5439000	8/13/2001	0.29	0.29	0.1782	0.05	11224	95.1348%	Fecal		CFU/100 mL	200	283.2	86400	-	252.9
5439000	8/30/2001	0.29	0.29	0.1782	0.05	11224	95.1348%	Fecal		CFU/100 mL	200	283.2	86400	-	252.9
5439000	12/8/2002	0.29	0.29	0.1782	0.05	11224	95.1348%	Fecal		CFU/100 mL	200	283.2	86400	-	252.9
5439000	9/15/2003	0.29	0.29	0.1782	0.05	11224	95.1348%	Fecal		CFU/100 mL	200	283.2	86400	-	252.9
5439000	9/28/2003	0.29	0.29	0.1782	0.05	11224	95.1348%	Fecal		CFU/100 mL	200	283.2	86400	-	252.9
5439000	7/14/2005	0.29	0.29	0.1782	0.05	11224	95.1348%	Fecal		CFU/100 mL	200	283.2	86400	-	252.9
5439000	1/10/2006	0.29	0.29	0.1782	0.05	11224	95.1348%	Fecal		CFU/100 mL	200	283.2	86400	-	252.9
5439000	9/9/2011	0.29	0.29	0.1782	0.05	11224	95.1348%	Fecal		CFU/100 mL	200	283.2	86400	-	252.9
5439000	9/12/2012	0.29	0.29	0.1782	0.05	11224	95.1348%	Fecal		CFU/100 mL	200	283.2	86400	-	252.9
5439000	11/16/2012	0.29	0.29	0.1782	0.05	11224	95.1348%	Fecal		CFU/100 mL	200	283.2	86400	-	252.9
5439000	12/30/2012	0.29	0.29	0.1782	0.05	11224	95.1348%	Fecal		CFU/100 mL	200	283.2	86400	-	252.9
5439000	1/9/2013	0.29	0.29	0.1782	0.05	11224	95.1348%	Fecal		CFU/100 mL	200	283.2	86400	-	252.9
5439000	12/27/2013	0.29	0.29	0.1782	0.05	11224	95.1348%	Fecal		CFU/100 mL	200	283.2	86400	-	252.9
5439000	9/3/1997	0.28	0.28	0.1782	0.05	11241	95.2789%	Fecal		CFU/100 mL	200	283.2	86400	-	244.1
5439000	10/22/1997	0.28	0.28	0.1782	0.05	11241	95.2789%	Fecal		CFU/100 mL	200	283.2	86400	-	244.1
5439000	8/21/1999	0.28	0.28	0.1782	0.05	11241	95.2789%	Fecal		CFU/100 mL	200	283.2	86400	-	244.1
5439000	8/14/2001	0.28	0.28	0.1782	0.05	11241	95.2789%	Fecal		CFU/100 mL	200	283.2	86400	-	244.1
5439000	9/1/2001	0.28	0.28	0.1782	0.05	11241	95.2789%	Fecal		CFU/100 mL	200	283.2	86400	-	244.1
5439000	9/15/2002	0.28	0.28	0.1782	0.05	11241	95.2789%	Fecal		CFU/100 mL	200	283.2	86400	-	244.1
5439000	11/30/2002	0.28	0.28	0.1782	0.05	11241	95.2789%	Fecal		CFU/100 mL	200	283.2	86400	-	244.1
5439000	1/1/2003	0.28	0.28	0.1782	0.05	11241	95.2789%	Fecal		CFU/100 mL	200	283.2	86400	-	244.1
5439000	9/10/2004	0.28	0.28	0.1782	0.05	11241	95.2789%	Fecal		CFU/100 mL	200	283.2	86400	-	244.1
5439000	9/19/2005	0.28	0.28	0.1782	0.05	11241	95.2789%	Fecal		CFU/100 mL	200	283.2	86400	-	244.1

Gage ID	Date	Discharge (CFS)	Gage Discharge (less Surrogate NPDES) (CFS)	Watershed Area Ratio	Calculated flow (CFS)	Rank	Flow Exceedance %	Parameter	Results	Units (mg or micro_gram	Limit/Standard	100mL/CF	sec/day	Actual Load (million colonies/day)	Allowable Load (million colonies/day)
5439000	9/12/2011	0.28	0.28	0.1782	0.05	11241	95.2789%	Fecal		CFU/100 mL	200	283.2	86400	-	244.1
5439000	12/28/2013	0.28	0.28	0.1782	0.05	11241	95.2789%	Fecal		CFU/100 mL	200	283.2	86400	-	244.1
5439000	10/2/2014	0.28	0.28	0.1782	0.05	11241	95.2789%	Fecal		CFU/100 mL	200	283.2	86400	-	244.1
5439000	9/6/1997	0.27	0.27	0.1782	0.05	11254	95.3890%	Fecal		CFU/100 mL	200	283.2	86400	-	235.4
5439000	10/10/1997	0.27	0.27	0.1782	0.05	11254	95.3890%	Fecal		CFU/100 mL	200	283.2	86400	-	235.4
5439000	9/6/1999	0.27	0.27	0.1782	0.05	11254	95.3890%	Fecal		CFU/100 mL	200	283.2	86400	-	235.4
5439000	9/2/2001	0.27	0.27	0.1782	0.05	11254	95.3890%	Fecal		CFU/100 mL	200	283.2	86400	-	235.4
5439000	12/7/2002	0.27	0.27	0.1782	0.05	11254	95.3890%	Fecal		CFU/100 mL	200	283.2	86400	-	235.4
5439000	9/21/2004	0.27	0.27	0.1782	0.05	11254	95.3890%	Fecal		CFU/100 mL	200	283.2	86400	-	235.4
5439000	10/9/2004	0.27	0.27	0.1782	0.05	11254	95.3890%	Fecal		CFU/100 mL	200	283.2	86400	-	235.4
5439000	12/4/2005	0.27	0.27	0.1782	0.05	11254	95.3890%	Fecal		CFU/100 mL	200	283.2	86400	-	235.4
5439000	9/13/2017	0.27	0.27	0.1782	0.05	11254	95.3890%	Fecal		CFU/100 mL	200	283.2	86400	-	235.4
5439000	9/17/2017	0.27	0.27	0.1782	0.05	11254	95.3890%	Fecal		CFU/100 mL	200	283.2	86400	-	235.4
5439000	8/18/1999	0.26	0.26	0.1782	0.05	11264	95.4738%	Fecal		CFU/100 mL	200	283.2	86400	-	226.7
5439000	3/9/2003	0.26	0.26	0.1782	0.05	11264	95.4738%	Fecal		CFU/100 mL	200	283.2	86400	-	226.7
5439000	9/1/2003	0.26	0.26	0.1782	0.05	11264	95.4738%	Fecal		CFU/100 mL	200	283.2	86400	-	226.7
5439000	7/15/2005	0.26	0.26	0.1782	0.05	11264	95.4738%	Fecal		CFU/100 mL	200	283.2	86400	-	226.7
5439000	8/12/2006	0.26	0.26	0.1782	0.05	11264	95.4738%	Fecal		CFU/100 mL	200	283.2	86400	-	226.7
5439000	10/8/2010	0.26	0.26	0.1782	0.05	11264	95.4738%	Fecal		CFU/100 mL	200	283.2	86400	-	226.7
5439000	8/9/2012	0.26	0.26	0.1782	0.05	11264	95.4738%	Fecal		CFU/100 mL	200	283.2	86400	-	226.7
5439000	10/5/2012	0.26	0.26	0.1782	0.05	11264	95.4738%	Fecal		CFU/100 mL	200	283.2	86400	-	226.7
5439000	9/23/2013	0.26	0.26	0.1782	0.05	11264	95.4738%	Fecal		CFU/100 mL	200	283.2	86400	-	226.7
5439000	10/9/2013	0.26	0.26	0.1782	0.05	11264	95.4738%	Fecal		CFU/100 mL	200	283.2	86400	-	226.7
5439000	12/29/2013	0.26	0.26	0.1782	0.05	11264	95.4738%	Fecal		CFU/100 mL	200	283.2	86400	-	226.7
5439000	9/9/2021	0.26	0.26	0.1782	0.05	11264	95.4738%	Fecal		CFU/100 mL	200	283.2	86400	-	226.7
5439000	8/5/1997	0.25	0.25	0.1782	0.04	11276	95.5755%	Fecal		CFU/100 mL	200	283.2	86400	-	218.0
5439000	10/23/1997	0.25	0.25	0.1782	0.04	11276	95.5755%	Fecal		CFU/100 mL	200	283.2	86400	-	218.0
5439000	11/13/1997	0.25	0.25	0.1782	0.04	11276	95.5755%	Fecal		CFU/100 mL	200	283.2	86400	-	218.0
5439000	12/1/2002	0.25	0.25	0.1782	0.04	11276	95.5755%	Fecal		CFU/100 mL	200	283.2	86400	-	218.0
5439000	1/2/2003	0.25	0.25	0.1782	0.04	11276	95.5755%	Fecal		CFU/100 mL	200	283.2	86400	-	218.0
5439000	7/17/2005	0.25	0.25	0.1782	0.04	11276	95.5755%	Fecal		CFU/100 mL	200	283.2	86400	-	218.0
5439000	8/25/2005	0.25	0.25	0.1782	0.04	11276	95.5755%	Fecal		CFU/100 mL	200	283.2	86400	-	218.0
5439000	9/28/2005	0.25	0.25	0.1782	0.04	11276	95.5755%	Fecal		CFU/100 mL	200	283.2	86400	-	218.0
5439000	1/11/2006	0.25	0.25	0.1782	0.04	11276	95.5755%	Fecal		CFU/100 mL	200	283.2	86400	-	218.0
5439000	7/17/2012	0.25	0.25	0.1782	0.04	11276	95.5755%	Fecal		CFU/100 mL	200	283.2	86400	-	218.0
5439000	8/8/2012	0.25	0.25	0.1782	0.04	11276	95.5755%	Fecal		CFU/100 mL	200	283.2	86400	-	218.0
5439000	9/30/2013	0.25	0.25	0.1782	0.04	11276	95.5755%	Fecal		CFU/100 mL	200	283.2	86400	-	218.0
5439000	9/10/2021	0.25	0.25	0.1782	0.04	11276	95.5755%	Fecal		CFU/100 mL	200	283.2	86400	-	218.0
5439000	9/8/1997	0.24	0.24	0.1782	0.04	11289	95.6857%	Fecal		CFU/100 mL	200	283.2	86400	-	209.3
5439000	9/8/1999	0.24	0.24	0.1782	0.04	11289	95.6857%	Fecal		CFU/100 mL	200	283.2	86400	-	209.3
5439000	9/16/1999	0.24	0.24	0.1782	0.04	11289	95.6857%	Fecal		CFU/100 mL	200	283.2	86400	-	209.3
5439000	12/6/2002	0.24	0.24	0.1782	0.04	11289	95.6857%	Fecal		CFU/100 mL	200	283.2	86400	-	209.3
5439000	8/13/2003	0.24	0.24	0.1782	0.04	11289	95.6857%	Fecal		CFU/100 mL	200	283.2	86400	-	209.3
5439000	8/23/2003	0.24	0.24	0.1782	0.04	11289	95.6857%	Fecal		CFU/100 mL	200	283.2	86400	-	209.3
5439000	9/11/2004	0.24	0.24	0.1782	0.04	11289	95.6857%	Fecal		CFU/100 mL	200	283.2	86400	-	209.3
5439000	9/13/2004	0.24	0.24	0.1782	0.04	11289	95.6857%	Fecal		CFU/100 mL	200	283.2	86400	-	209.3
5439000	8/1/2005	0.24	0.24	0.1782	0.04	11289	95.6857%	Fecal		CFU/100 mL	200	283.2	86400	-	209.3
5439000	8/26/2005	0.24	0.24	0.1782	0.04	11289	95.6857%	Fecal		CFU/100 mL	200	283.2	86400	-	209.3
5439000	11/21/2005	0.24	0.24	0.1782	0.04	11289	95.6857%	Fecal		CFU/100 mL	200	283.2	86400	-	209.3
5439000	8/20/2006	0.24	0.24	0.1782	0.04	11289	95.6857%	Fecal		CFU/100 mL	200	283.2	86400	-	209.3
5439000	11/4/2012	0.24	0.24	0.1782	0.04	11289	95.6857%	Fecal		CFU/100 mL	200	283.2	86400	-	209.3
5439000	1/8/2013	0.24	0.24	0.1782	0.04	11289	95.6857%	Fecal		CFU/100 mL	200	283.2	86400	-	209.3
5439000	10/15/2013	0.24	0.24	0.1782	0.04	11289	95.6857%	Fecal		CFU/100 mL	200	283.2	86400	-	209.3
5439000	12/7/2013	0.24	0.24	0.1782	0.04	11289	95.6857%	Fecal		CFU/100 mL	200	283.2	86400	-	209.3
5439000	9/14/2017	0.24	0.24	0.1782	0.04	11289	95.6857%	Fecal		CFU/100 mL	200	283.2	86400	-	209.3
5439000	8/8/1997	0.23	0.23	0.1782	0.04	11306	95.8298%	Fecal		CFU/100 mL	200	283.2	86400	-	200.5
5439000	9/10/1997	0.23	0.23	0.1782	0.04	11306	95.8298%	Fecal		CFU/100 mL	200	283.2	86400	-	200.5
5439000	8/22/1999	0.23	0.23	0.1782	0.04	11306	95.8298%	Fecal		CFU/100 mL	200	283.2	86400	-	200.5
5439000	10/16/2004	0.23	0.23	0.1782	0.04	11306	95.8298%	Fecal		CFU/100 mL	200	283.2	86400	-	200.5
5439000	1/12/2006	0.23	0.23	0.1782	0.04	11306	95.8298%	Fecal		CFU/100 mL	200	283.2	86400	-	200.5
5439000	1/26/2006	0.23	0.23	0.1782	0.04	11306	95.8298%	Fecal		CFU/100 mL	200	283.2	86400	-	200.5
5439000	11/7/2012	0.23	0.23	0.1782	0.04	11306	95.8298%	Fecal		CFU/100 mL	200	283.2	86400	-	200.5
5439000	12/31/2012	0.23	0.23	0.1782	0.04	11306	95.8298%	Fecal		CFU/100 mL	200	283.2	86400	-	200.5
5439000	12/30/2013	0.23	0.23	0.1782	0.04	11306	95.8298%	Fecal		CFU/100 mL	200	283.2	86400	-	200.5
5439000	1/2/2014	0.23	0.23	0.1782	0.04	11306	95.8298%	Fecal		CFU/100 mL	200	283.2	86400	-	200.5
5439000	9/9/1997	0.22	0.22	0.1782	0.04	11316	95.9146%	Fecal		CFU/100 mL	200	283.2	86400	-	191.8
5439000	9/26/1997	0.22	0.22	0.1782	0.04	11316	95.9146%	Fecal		CFU/100 mL	200	283.2	86400	-	191.8
5439000	10/6/1997	0.22	0.22	0.1782	0.04	11316	95.9146%	Fecal		CFU/100 mL	200	283.2	86400	-	191.8
5439000	9/15/1999	0.22	0.22	0.1782	0.04	11316	95.9146%	Fecal		CFU/100 mL	200	283.2	86400	-	191.8
5439000	12/2/2002	0.22	0.22	0.1782	0.04	11316	95.9146%	Fecal		CFU/100 mL	200	283.2	86400	-	191.8
5439000	12/5/2002	0.22	0.22	0.1782	0.04	11316	95.9146%	Fecal		CFU/100 mL	200	283.2	86400	-	191.8
5439000	10/5/2005	0.22	0.22	0.1782	0.04	11316	95.9146%	Fecal		CFU/100 mL	200	283.2	86400	-	191.8
5439000	1/13/2006	0.22	0.22	0.1782	0.04	11316	95.9146%	Fecal		CFU/100 mL	200	283.2	86400	-	191.8
5439000	1/25/2006	0.22	0.22	0.1782	0.04	11316	95.9146%	Fecal		CFU/100 mL	200	283.2	86400	-	191.8
5439000	12/9/2010	0.22	0.22	0.1782	0.04	11316	95.9146%	Fecal		CFU/100 mL	200	283.2	86400	-	191.8
5439000	9/11/2021	0.22	0.22	0.1782	0.04	11316	95.9146%	Fecal		CFU/100 mL	200	283.2	86400	-	191.8
5439000	9/11/1997	0.21	0.21	0.1782	0.04	11327	96.0078%	Fecal		CFU/100 mL	200	283.2	86400	-	183.1
5439000	9/14/1997	0.21	0.21	0.1782	0.04	11327	96.0078%	Fecal		CFU/100 mL	200	283.2	86400	-	183.1
5439000	11/14/1997	0.21	0.21	0.1782	0.04	11327	96.0078%	Fecal		CFU/100 mL	200	283.2	86400	-	183.1
5439000	9/7/1999	0.21	0.21	0.1782	0.04	11327	96.0078%	Fecal		CFU/100 mL	200	283.2	86400	-	183.1
5439000	12/3/2002	0.21	0.21	0.1782	0.04	11327	96.0078%	Fecal		CFU/100 mL	200	283.2	86400	-	183.1
5439000	12/4/2002	0.21	0.21	0.1782	0.04	11327	96.0078%	Fecal		CFU/100 mL	200	283.2	86400	-	183.1
5439000	1/3/2003	0.21	0.21	0.1782	0.04	11327	96.0078%	Fecal		CFU/100 mL	200	283.2	86400	-	183.1
5439000	10/12/2003	0.21	0.21	0.1782	0.04	11327	96.0078%	Fecal		CFU/100 mL	200	283.2	86400	-	183.1
5439000	10/2/2004	0.21	0.21	0.1782	0.04	11327	96.0078%	Fecal		CFU/100 mL	200	283.2	86400	-	183.1
5439000	11/10/2005	0.21	0.21	0.1782	0.04	11327	96.0078%	Fecal		CFU/100 mL	200	283.2	86400	-	183.1
5439000	12/5/2005	0.21	0.21	0.1782	0.04	11327	96.0078%	Fecal		CFU/100 mL	200	283.2	86400	-	183.1
5439000	1/14/2006	0.21	0.21	0.1782	0.04	11327	96.0078%	Fecal		CFU/100 mL	200	283.2	86400	-	183.1
5439000	1/15/2006	0.21	0.21	0.1782	0.04	11327	96.0078%	Fecal		CFU/100 mL	200	283.2	86400	-	183.1
5439000	1/16/2006	0.21	0.21	0.1782	0.04	11327	96.0078%	Fecal		CFU/100 mL	200	283.2	86400	-	183.1
5439000	1/23/2006	0.21	0.21	0.1782	0.04	11327	96.0078%	Fecal		CFU/100 mL	200	283.2	86400	-	183.1
5439000	1/24/2006	0.21	0.21	0.1782	0.04	11327	96.0078%	Fecal		CFU/100 mL	200	283.2	86400	-	183.1
5439000	10/8/2012	0.21	0.21	0.1782	0.04	11327	96.0078%	Fecal		CFU/100 mL	200	283.2	86400	-	183.1
5439000	12/12/2012	0.21	0.21	0.1782	0.04	11327	96.0078%	Fecal		CFU/100 mL	200	283.2	86400	-	183.1
5439000	9/12/2021	0.21	0.21	0.1782	0.04	11327	96.0078%	Fecal		CFU/100 mL	200	283.2	86400	-	183.1
5439000	9/26/2021	0.21	0.21	0.1782	0.04	11327	96.0078%	Fecal		CFU/100 mL	200	283.2	86400	-	183.1
5439000	9/1/1997	0.2	0.2	0.1782	0.04	11347	96.1773%	Fecal		CFU/100 mL	200	283.2	86400	-	174.4
5439000	10/7/1997	0.2	0.2	0.1782	0.04	11347	96.1773%	Fecal		CFU/100 mL	200	283.2	86400	-	174.4
5439000	1/17/2006	0.2	0.2	0.1782	0.04	11347	96.1773%	Fecal		CFU/100 mL	200	283.2	86400	-	174.4
5439000	1/18/2006	0.2	0.2	0.1782	0.04	11347	96.1773%	Fecal		CFU/100 mL	200	283.2	86400	-	174.4
5439000	10/7/2012	0.2	0.2	0.1782	0.04	11347	96.1773%	Fecal		CFU/100 mL	200	283.2	86400	-	174.4
5439000	11/17/2012	0.2	0.2	0.1782	0.04	11347	96.1773%	Fecal		CFU/100 mL	200	283.2	86400	-	174.4
5439000	1/1/2013	0.2	0.2	0.1782	0.04	11347	96.1773%	Fecal		CFU/100 mL	200	283.2	86400	-	174.4
5439000	12/13/2013	0.2	0.2	0.1782	0.04	11347	96.1773%	Fecal		CFU/100 mL	200	283.2	86400	-	174.4
5439000	12/31/2013	0.2	0.2	0.1782	0.04	11347	96.1773%	Fecal		CFU/100 mL	200	283.2	86400	-	174.4
5439000	9/18/2017	0.2	0.2	0.1782	0.04	11347	96.1773%	Fecal		CFU/100 mL	200	283.2	86400	-	174.4
5439000	8/4/1997	0.19	0.19	0.1782	0.03	11357	96.2621%	Fecal		CFU/100 mL	200	283.2	86400	-	165.7
5439000	9/12/1997	0.19	0.19	0.1782	0.03	11357	96.2621%	Fecal		CFU/100 mL	200	283.2	86400	-	165.7
5439000	9/19/1997	0.19	0.19	0.1782	0.03	11357	96.2621%	Fecal		CFU/100 mL	200	283.2	86400	-	165.7
5439000	1/4/2003	0.19	0.19	0.1782	0.03	11357	96.2621%	Fecal		CFU/100 mL	200	283.2	86400	-	165.7
5439000	8/16/2003	0.19	0.19	0.1782	0.03	11357	96.2621%	Fecal		CFU/100 mL	200	283.2	86400	-	165.7
5439000	9/22/2003	0.19	0.19	0.1782	0.03	11357	96.2621%	Fecal		CFU/100 mL	200	283.2	86400	-	165.7
5439000	7/18/2005	0.19	0.19	0.1782	0.03	11357	96.2621%	Fecal		CFU/100 mL	200	283.2	86400	-	165.7
5439000	11/26/2005	0.19	0.19	0.1782	0.03	11357	96.2621%	Fecal		CFU/100 mL	200	283.2	86400	-	165.7
5439000	1/19/2006	0.19	0.19	0.1782	0.03	11357	96.2621%	Fecal		CFU/100 mL	200	283.2	86400	-	165.7
5439000	1/20/2006	0.19	0.19	0.1782	0.03	11357	96.2621%	Fecal		CFU/100 mL	200	283.2	86400	-	165.7
5439000	1/21/2006	0.19	0.19	0.1782	0.03	11357	96.2621%	Fecal		CFU/100 mL	200	283.2	86400	-	165.7
5439000	1/22/2006	0.19	0.19	0.1782	0.03	11357	96.2621%	Fecal		CFU/100 mL	200	283.2	86400	-	165.7
5439000	8/18/2006	0.19	0.19	0.1782	0.03	11357	96.2621%	Fecal		CFU/100 mL	200	283.2	86400	-	165.7
5439000	10/6/2012	0.19	0.19	0.1782	0.03	11357	96.2621%	Fecal		CFU/100 mL	200	283.2	86400	-	165.7
5439000	11/8/2012	0.19	0.19	0.1782	0.03	11357	96.2621%	Fecal		CFU/100 mL	200	283.2	86400	-	165.7
5439000	1/1/2014	0.19	0.19	0.1782	0.03	11357	96.2621%	Fecal		CFU/100 mL	200	283.2	86400	-	165.7
5439000	9/13/1997	0.18	0.18	0.1782	0.03	11373	96.3977%	Fecal		CFU/100 mL	200	283.2	86400	-	156.9
5439000	9/17/1999	0.18	0.18	0.1782	0.03	11373	96.3977%	Fecal		CFU/100 mL	200	283.2	86400	-	156.9
5439000	1/5/2003	0.18	0.18	0.1782	0.03	11373	96.3977%	Fecal		CFU/100 mL	200	283.2	86400	-	156.9

Gage ID	Date	Discharge (CFS)	Gage Discharge (less Surrogate NPDES) (CFS)	Watershed Area Ratio	Calculated flow (CFS)	Rank	Flow Exceedance %	Parameter	Results	Units (mg or micro_gram	Limit/Standard	100mL/CF	sec/day	Actual Load (million colonies/day)	Allowable Load (million colonies/day)
5439000	9/29/2003	0.18	0.18	0.1782	0.03	11373	96.3977%	Fecal		CFU/100 mL	200	283.2	86400	-	156.9
5439000	10/17/2004	0.18	0.18	0.1782	0.03	11373	96.3977%	Fecal		CFU/100 mL	200	283.2	86400	-	156.9
5439000	10/2/2005	0.18	0.18	0.1782	0.03	11373	96.3977%	Fecal		CFU/100 mL	200	283.2	86400	-	156.9
5439000	11/12/2005	0.18	0.18	0.1782	0.03	11373	96.3977%	Fecal		CFU/100 mL	200	283.2	86400	-	156.9
5439000	8/13/2006	0.18	0.18	0.1782	0.03	11373	96.3977%	Fecal		CFU/100 mL	200	283.2	86400	-	156.9
5439000	11/9/2012	0.18	0.18	0.1782	0.03	11373	96.3977%	Fecal		CFU/100 mL	200	283.2	86400	-	156.9
5439000	1/7/2013	0.18	0.18	0.1782	0.03	11373	96.3977%	Fecal		CFU/100 mL	200	283.2	86400	-	156.9
5439000	9/24/2013	0.18	0.18	0.1782	0.03	11373	96.3977%	Fecal		CFU/100 mL	200	283.2	86400	-	156.9
5439000	12/9/2013	0.18	0.18	0.1782	0.03	11373	96.3977%	Fecal		CFU/100 mL	200	283.2	86400	-	156.9
5439000	12/11/2013	0.18	0.18	0.1782	0.03	11373	96.3977%	Fecal		CFU/100 mL	200	283.2	86400	-	156.9
5439000	9/27/2021	0.18	0.18	0.1782	0.03	11373	96.3977%	Fecal		CFU/100 mL	200	283.2	86400	-	156.9
5439000	9/28/2021	0.18	0.18	0.1782	0.03	11373	96.3977%	Fecal		CFU/100 mL	200	283.2	86400	-	156.9
5439000	7/31/1997	0.17	0.17	0.1782	0.03	11388	96.5248%	Fecal		CFU/100 mL	200	283.2	86400	-	148.2
5439000	8/3/1997	0.17	0.17	0.1782	0.03	11388	96.5248%	Fecal		CFU/100 mL	200	283.2	86400	-	148.2
5439000	8/3/2002	0.17	0.17	0.1782	0.03	11388	96.5248%	Fecal		CFU/100 mL	200	283.2	86400	-	148.2
5439000	8/15/2003	0.17	0.17	0.1782	0.03	11388	96.5248%	Fecal		CFU/100 mL	200	283.2	86400	-	148.2
5439000	8/17/2003	0.17	0.17	0.1782	0.03	11388	96.5248%	Fecal		CFU/100 mL	200	283.2	86400	-	148.2
5439000	9/14/2004	0.17	0.17	0.1782	0.03	11388	96.5248%	Fecal		CFU/100 mL	200	283.2	86400	-	148.2
5439000	9/22/2004	0.17	0.17	0.1782	0.03	11388	96.5248%	Fecal		CFU/100 mL	200	283.2	86400	-	148.2
5439000	11/22/2005	0.17	0.17	0.1782	0.03	11388	96.5248%	Fecal		CFU/100 mL	200	283.2	86400	-	148.2
5439000	12/6/2005	0.17	0.17	0.1782	0.03	11388	96.5248%	Fecal		CFU/100 mL	200	283.2	86400	-	148.2
5439000	8/30/2008	0.17	0.17	0.1782	0.03	11388	96.5248%	Fecal		CFU/100 mL	200	283.2	86400	-	148.2
5439000	9/30/2010	0.17	0.17	0.1782	0.03	11388	96.5248%	Fecal		CFU/100 mL	200	283.2	86400	-	148.2
5439000	10/19/2010	0.17	0.17	0.1782	0.03	11388	96.5248%	Fecal		CFU/100 mL	200	283.2	86400	-	148.2
5439000	11/6/2012	0.17	0.17	0.1782	0.03	11388	96.5248%	Fecal		CFU/100 mL	200	283.2	86400	-	148.2
5439000	1/6/2014	0.17	0.17	0.1782	0.03	11388	96.5248%	Fecal		CFU/100 mL	200	283.2	86400	-	148.2
5439000	9/16/2017	0.17	0.17	0.1782	0.03	11388	96.5248%	Fecal		CFU/100 mL	200	283.2	86400	-	148.2
5439000	9/13/2021	0.17	0.17	0.1782	0.03	11388	96.5248%	Fecal		CFU/100 mL	200	283.2	86400	-	148.2
5439000	9/22/1997	0.16	0.16	0.1782	0.03	11404	96.6605%	Fecal		CFU/100 mL	200	283.2	86400	-	139.5
5439000	10/11/1997	0.16	0.16	0.1782	0.03	11404	96.6605%	Fecal		CFU/100 mL	200	283.2	86400	-	139.5
5439000	9/18/1999	0.16	0.16	0.1782	0.03	11404	96.6605%	Fecal		CFU/100 mL	200	283.2	86400	-	139.5
5439000	1/6/2003	0.16	0.16	0.1782	0.03	11404	96.6605%	Fecal		CFU/100 mL	200	283.2	86400	-	139.5
5439000	8/14/2003	0.16	0.16	0.1782	0.03	11404	96.6605%	Fecal		CFU/100 mL	200	283.2	86400	-	139.5
5439000	9/16/2005	0.16	0.16	0.1782	0.03	11404	96.6605%	Fecal		CFU/100 mL	200	283.2	86400	-	139.5
5439000	11/25/2005	0.16	0.16	0.1782	0.03	11404	96.6605%	Fecal		CFU/100 mL	200	283.2	86400	-	139.5
5439000	12/10/2005	0.16	0.16	0.1782	0.03	11404	96.6605%	Fecal		CFU/100 mL	200	283.2	86400	-	139.5
5439000	11/18/2012	0.16	0.16	0.1782	0.03	11404	96.6605%	Fecal		CFU/100 mL	200	283.2	86400	-	139.5
5439000	11/22/2012	0.16	0.16	0.1782	0.03	11404	96.6605%	Fecal		CFU/100 mL	200	283.2	86400	-	139.5
5439000	10/10/2013	0.16	0.16	0.1782	0.03	11404	96.6605%	Fecal		CFU/100 mL	200	283.2	86400	-	139.5
5439000	9/15/2017	0.16	0.16	0.1782	0.03	11404	96.6605%	Fecal		CFU/100 mL	200	283.2	86400	-	139.5
5439000	9/14/2021	0.16	0.16	0.1782	0.03	11404	96.6605%	Fecal		CFU/100 mL	200	283.2	86400	-	139.5
5439000	8/1/1997	0.15	0.15	0.1782	0.03	11417	96.7706%	Fecal		CFU/100 mL	200	283.2	86400	-	130.8
5439000	9/21/1997	0.15	0.15	0.1782	0.03	11417	96.7706%	Fecal		CFU/100 mL	200	283.2	86400	-	130.8
5439000	9/25/1997	0.15	0.15	0.1782	0.03	11417	96.7706%	Fecal		CFU/100 mL	200	283.2	86400	-	130.8
5439000	9/28/2004	0.15	0.15	0.1782	0.03	11417	96.7706%	Fecal		CFU/100 mL	200	283.2	86400	-	130.8
5439000	10/15/2004	0.15	0.15	0.1782	0.03	11417	96.7706%	Fecal		CFU/100 mL	200	283.2	86400	-	130.8
5439000	11/5/2005	0.15	0.15	0.1782	0.03	11417	96.7706%	Fecal		CFU/100 mL	200	283.2	86400	-	130.8
5439000	11/23/2005	0.15	0.15	0.1782	0.03	11417	96.7706%	Fecal		CFU/100 mL	200	283.2	86400	-	130.8
5439000	12/7/2005	0.15	0.15	0.1782	0.03	11417	96.7706%	Fecal		CFU/100 mL	200	283.2	86400	-	130.8
5439000	12/11/2005	0.15	0.15	0.1782	0.03	11417	96.7706%	Fecal		CFU/100 mL	200	283.2	86400	-	130.8
5439000	12/12/2005	0.15	0.15	0.1782	0.03	11417	96.7706%	Fecal		CFU/100 mL	200	283.2	86400	-	130.8
5439000	12/13/2005	0.15	0.15	0.1782	0.03	11417	96.7706%	Fecal		CFU/100 mL	200	283.2	86400	-	130.8
5439000	11/5/2012	0.15	0.15	0.1782	0.03	11417	96.7706%	Fecal		CFU/100 mL	200	283.2	86400	-	130.8
5439000	11/10/2012	0.15	0.15	0.1782	0.03	11417	96.7706%	Fecal		CFU/100 mL	200	283.2	86400	-	130.8
5439000	1/6/2013	0.15	0.15	0.1782	0.03	11417	96.7706%	Fecal		CFU/100 mL	200	283.2	86400	-	130.8
5439000	8/29/2013	0.15	0.15	0.1782	0.03	11417	96.7706%	Fecal		CFU/100 mL	200	283.2	86400	-	130.8
5439000	8/2/1997	0.14	0.14	0.1782	0.02	11432	96.8978%	Fecal		CFU/100 mL	200	283.2	86400	-	122.1
5439000	9/20/1997	0.14	0.14	0.1782	0.02	11432	96.8978%	Fecal		CFU/100 mL	200	283.2	86400	-	122.1
5439000	9/22/1999	0.14	0.14	0.1782	0.02	11432	96.8978%	Fecal		CFU/100 mL	200	283.2	86400	-	122.1
5439000	1/7/2003	0.14	0.14	0.1782	0.02	11432	96.8978%	Fecal		CFU/100 mL	200	283.2	86400	-	122.1
5439000	9/3/2003	0.14	0.14	0.1782	0.02	11432	96.8978%	Fecal		CFU/100 mL	200	283.2	86400	-	122.1
5439000	9/30/2003	0.14	0.14	0.1782	0.02	11432	96.8978%	Fecal		CFU/100 mL	200	283.2	86400	-	122.1
5439000	9/21/2005	0.14	0.14	0.1782	0.02	11432	96.8978%	Fecal		CFU/100 mL	200	283.2	86400	-	122.1
5439000	10/23/2005	0.14	0.14	0.1782	0.02	11432	96.8978%	Fecal		CFU/100 mL	200	283.2	86400	-	122.1
5439000	12/8/2005	0.14	0.14	0.1782	0.02	11432	96.8978%	Fecal		CFU/100 mL	200	283.2	86400	-	122.1
5439000	12/9/2005	0.14	0.14	0.1782	0.02	11432	96.8978%	Fecal		CFU/100 mL	200	283.2	86400	-	122.1
5439000	12/14/2005	0.14	0.14	0.1782	0.02	11432	96.8978%	Fecal		CFU/100 mL	200	283.2	86400	-	122.1
5439000	12/15/2005	0.14	0.14	0.1782	0.02	11432	96.8978%	Fecal		CFU/100 mL	200	283.2	86400	-	122.1
5439000	10/14/2010	0.14	0.14	0.1782	0.02	11432	96.8978%	Fecal		CFU/100 mL	200	283.2	86400	-	122.1
5439000	9/19/2017	0.14	0.14	0.1782	0.02	11432	96.8978%	Fecal		CFU/100 mL	200	283.2	86400	-	122.1
5439000	9/29/2021	0.14	0.14	0.1782	0.02	11432	96.8978%	Fecal		CFU/100 mL	200	283.2	86400	-	122.1
5439000	9/30/2021	0.14	0.14	0.1782	0.02	11432	96.8978%	Fecal		CFU/100 mL	200	283.2	86400	-	122.1
5439000	8/19/1992	0.13	0.13	0.1782	0.02	11448	97.0334%	Fecal		CFU/100 mL	200	283.2	86400	-	113.3
5439000	9/9/1999	0.13	0.13	0.1782	0.02	11448	97.0334%	Fecal		CFU/100 mL	200	283.2	86400	-	113.3
5439000	12/16/2005	0.13	0.13	0.1782	0.02	11448	97.0334%	Fecal		CFU/100 mL	200	283.2	86400	-	113.3
5439000	12/29/2005	0.13	0.13	0.1782	0.02	11448	97.0334%	Fecal		CFU/100 mL	200	283.2	86400	-	113.3
5439000	11/19/2012	0.13	0.13	0.1782	0.02	11448	97.0334%	Fecal		CFU/100 mL	200	283.2	86400	-	113.3
5439000	11/23/2012	0.13	0.13	0.1782	0.02	11448	97.0334%	Fecal		CFU/100 mL	200	283.2	86400	-	113.3
5439000	12/8/2013	0.13	0.13	0.1782	0.02	11448	97.0334%	Fecal		CFU/100 mL	200	283.2	86400	-	113.3
5439000	12/14/2013	0.13	0.13	0.1782	0.02	11448	97.0334%	Fecal		CFU/100 mL	200	283.2	86400	-	113.3
5439000	9/20/2017	0.13	0.13	0.1782	0.02	11448	97.0334%	Fecal		CFU/100 mL	200	283.2	86400	-	113.3
5439000	9/21/2017	0.13	0.13	0.1782	0.02	11448	97.0334%	Fecal		CFU/100 mL	200	283.2	86400	-	113.3
5439000	10/1/2021	0.13	0.13	0.1782	0.02	11448	97.0334%	Fecal		CFU/100 mL	200	283.2	86400	-	113.3
5439000	1/8/2003	0.12	0.12	0.1782	0.02	11459	97.1266%	Fecal		CFU/100 mL	200	283.2	86400	-	104.6
5439000	10/4/2004	0.12	0.12	0.1782	0.02	11459	97.1266%	Fecal		CFU/100 mL	200	283.2	86400	-	104.6
5439000	10/18/2004	0.12	0.12	0.1782	0.02	11459	97.1266%	Fecal		CFU/100 mL	200	283.2	86400	-	104.6
5439000	12/17/2005	0.12	0.12	0.1782	0.02	11459	97.1266%	Fecal		CFU/100 mL	200	283.2	86400	-	104.6
5439000	12/18/2005	0.12	0.12	0.1782	0.02	11459	97.1266%	Fecal		CFU/100 mL	200	283.2	86400	-	104.6
5439000	10/1/2010	0.12	0.12	0.1782	0.02	11459	97.1266%	Fecal		CFU/100 mL	200	283.2	86400	-	104.6
5439000	10/11/2010	0.12	0.12	0.1782	0.02	11459	97.1266%	Fecal		CFU/100 mL	200	283.2	86400	-	104.6
5439000	10/18/2010	0.12	0.12	0.1782	0.02	11459	97.1266%	Fecal		CFU/100 mL	200	283.2	86400	-	104.6
5439000	11/24/2012	0.12	0.12	0.1782	0.02	11459	97.1266%	Fecal		CFU/100 mL	200	283.2	86400	-	104.6
5439000	9/10/2013	0.12	0.12	0.1782	0.02	11459	97.1266%	Fecal		CFU/100 mL	200	283.2	86400	-	104.6
5439000	10/11/2013	0.12	0.12	0.1782	0.02	11459	97.1266%	Fecal		CFU/100 mL	200	283.2	86400	-	104.6
5439000	12/15/2013	0.12	0.12	0.1782	0.02	11459	97.1266%	Fecal		CFU/100 mL	200	283.2	86400	-	104.6
5439000	9/22/2017	0.12	0.12	0.1782	0.02	11459	97.1266%	Fecal		CFU/100 mL	200	283.2	86400	-	104.6
5439000	10/12/1997	0.11	0.11	0.1782	0.02	11472	97.2368%	Fecal		CFU/100 mL	200	283.2	86400	-	95.9
5439000	8/21/2003	0.11	0.11	0.1782	0.02	11472	97.2368%	Fecal		CFU/100 mL	200	283.2	86400	-	95.9
5439000	9/16/2003	0.11	0.11	0.1782	0.02	11472	97.2368%	Fecal		CFU/100 mL	200	283.2	86400	-	95.9
5439000	9/23/2004	0.11	0.11	0.1782	0.02	11472	97.2368%	Fecal		CFU/100 mL	200	283.2	86400	-	95.9
5439000	9/29/2004	0.11	0.11	0.1782	0.02	11472	97.2368%	Fecal		CFU/100 mL	200	283.2	86400	-	95.9
5439000	10/3/2004	0.11	0.11	0.1782	0.02	11472	97.2368%	Fecal		CFU/100 mL	200	283.2	86400	-	95.9
5439000	8/2/2005	0.11	0.11	0.1782	0.02	11472	97.2368%	Fecal		CFU/100 mL	200	283.2	86400	-	95.9
5439000	8/27/2005	0.11	0.11	0.1782	0.02	11472	97.2368%	Fecal		CFU/100 mL	200	283.2	86400	-	95.9
5439000	12/19/2005	0.11	0.11	0.1782	0.02	11472	97.2368%	Fecal		CFU/100 mL	200	283.2	86400	-	95.9
5439000	12/20/2005	0.11	0.11	0.1782	0.02	11472	97.2368%	Fecal		CFU/100 mL	200	283.2	86400	-	95.9
5439000	12/21/2005	0.11	0.11	0.1782	0.02	11472	97.2368%	Fecal		CFU/100 mL	200	283.2	86400	-	95.9
5439000	12/22/2005	0.11	0.11	0.1782	0.02	11472	97.2368%	Fecal		CFU/100 mL	200	283.2	86400	-	95.9
5439000	12/23/2005	0.11	0.11	0.1782	0.02	11472	97.2368%	Fecal		CFU/100 mL	200	283.2	86400	-	95.9
5439000	12/24/2005	0.11	0.11	0.1782	0.02	11472	97.2368%	Fecal		CFU/100 mL	200	283.2	86400	-	95.9
5439000	12/25/2005	0.11	0.11	0.1782	0.02	11472	97.2368%	Fecal		CFU/100 mL	200	283.2	86400	-	95.9
5439000	12/26/2005	0.11	0.11	0.1782	0.02	11472	97.2368%	Fecal		CFU/100 mL	200	283.2	86400	-	95.9
5439000	12/27/2005	0.11	0.11	0.1782	0.02	11472	97.2368%	Fecal		CFU/100 mL	200	283.2	86400	-	95.9
5439000	12/28/2005	0.11	0.11	0.1782	0.02	11472	97.2368%	Fecal		CFU/100 mL	200	283.2	86400	-	95.9
5439000	10/5/2010	0.11	0.11	0.1782	0.02	11472	97.2368%	Fecal		CFU/100 mL	200	283.2	86400	-	95.9
5439000	11/20/2012	0.11	0.11	0.1782	0.02	11472	97.2368%	Fecal		CFU/100 mL	200	283.2	86400	-	95.9
5439000	11/25/2012	0.11	0.11	0.1782	0.02	11472	97.2368%	Fecal		CFU/100 mL	200	283.2	86400	-	95.9
5439000	12/13/2012	0.11	0.11	0.1782	0.02	11472	97.2368%	Fecal		CFU/100 mL	200	283.2	86400	-	95.9
5439000	1/2/2013	0.11	0.11	0.1782	0.02	11472	97.2368%	Fecal		CFU/100 mL	200	283.2	86400	-	95.9
5439000	9/27/2013	0.11	0.11	0.1782	0.02	11472	97.2368%	Fecal		CFU/100 mL	200	283.2	86400	-	95.9
5439000	12/16/2013	0.11	0.11	0.1782	0.02	11472	97.2368%	Fecal		CFU/100 mL	200	283.2	86400	-	95.9
5439000	12/19/2013	0.11	0.11	0.1782	0.02	11472	97.2368%	Fecal		CFU/100 mL	200	283.2	86400	-	95.9
5439000	9/29/1995	0.1	0.1	0.1782	0.02	11498	97.4572%	Fecal		CFU/100 mL	200	283.2	86400	-	87.2
5439000	1/9/2003	0.1	0.1	0.1782	0.02	11498	97.4572%	Fecal		CFU/100 mL	200	283.2	86400	-	87.2
5439000	8/24/2003	0.1	0.1	0.1782	0.02	11498	97.4572%	Fecal		CFU/100 mL	200	283.2	86400	-	87.2

Gage ID	Date	Discharge (CFS)	Gage Discharge (less Surrogate NPDES) (CFS)	Watershed Area Ratio	Calculated flow (CFS)	Rank	Flow Exceedance %	Parameter	Results	Units (mg or micro_gram	Limit/Standard	100mL/CF	sec/day	Actual Load (million colonies/day)	Allowable Load (million colonies/day)
5439000	10/3/2003	0.1	0.1	0.1782	0.02	11498	97.4572%	Fecal		CFU/100 mL	200	283.2	86400	-	87.2
5439000	10/13/2003	0.1	0.1	0.1782	0.02	11498	97.4572%	Fecal		CFU/100 mL	200	283.2	86400	-	87.2
5439000	10/5/2004	0.1	0.1	0.1782	0.02	11498	97.4572%	Fecal		CFU/100 mL	200	283.2	86400	-	87.2
5439000	11/24/2005	0.1	0.1	0.1782	0.02	11498	97.4572%	Fecal		CFU/100 mL	200	283.2	86400	-	87.2
5439000	8/31/2006	0.1	0.1	0.1782	0.02	11498	97.4572%	Fecal		CFU/100 mL	200	283.2	86400	-	87.2
5439000	9/22/2011	0.1	0.1	0.1782	0.02	11498	97.4572%	Fecal		CFU/100 mL	200	283.2	86400	-	87.2
5439000	8/10/2012	0.1	0.1	0.1782	0.02	11498	97.4572%	Fecal		CFU/100 mL	200	283.2	86400	-	87.2
5439000	11/21/2012	0.1	0.1	0.1782	0.02	11498	97.4572%	Fecal		CFU/100 mL	200	283.2	86400	-	87.2
5439000	9/12/2013	0.1	0.1	0.1782	0.02	11498	97.4572%	Fecal		CFU/100 mL	200	283.2	86400	-	87.2
5439000	9/25/2013	0.1	0.1	0.1782	0.02	11498	97.4572%	Fecal		CFU/100 mL	200	283.2	86400	-	87.2
5439000	9/26/2013	0.1	0.1	0.1782	0.02	11498	97.4572%	Fecal		CFU/100 mL	200	283.2	86400	-	87.2
5439000	9/15/2021	0.1	0.1	0.1782	0.02	11498	97.4572%	Fecal		CFU/100 mL	200	283.2	86400	-	87.2
5439000	3/8/2003	0.09	0.09	0.1782	0.02	11513	97.5843%	Fecal		CFU/100 mL	200	283.2	86400	-	78.5
5439000	8/18/2003	0.09	0.09	0.1782	0.02	11513	97.5843%	Fecal		CFU/100 mL	200	283.2	86400	-	78.5
5439000	8/20/2003	0.09	0.09	0.1782	0.02	11513	97.5843%	Fecal		CFU/100 mL	200	283.2	86400	-	78.5
5439000	10/1/2003	0.09	0.09	0.1782	0.02	11513	97.5843%	Fecal		CFU/100 mL	200	283.2	86400	-	78.5
5439000	8/31/2008	0.09	0.09	0.1782	0.02	11513	97.5843%	Fecal		CFU/100 mL	200	283.2	86400	-	78.5
5439000	1/4/2013	0.09	0.09	0.1782	0.02	11513	97.5843%	Fecal		CFU/100 mL	200	283.2	86400	-	78.5
5439000	9/28/2013	0.09	0.09	0.1782	0.02	11513	97.5843%	Fecal		CFU/100 mL	200	283.2	86400	-	78.5
5439000	12/17/2013	0.09	0.09	0.1782	0.02	11513	97.5843%	Fecal		CFU/100 mL	200	283.2	86400	-	78.5
5439000	12/18/2013	0.09	0.09	0.1782	0.02	11513	97.5843%	Fecal		CFU/100 mL	200	283.2	86400	-	78.5
5439000	9/23/2017	0.09	0.09	0.1782	0.02	11513	97.5843%	Fecal		CFU/100 mL	200	283.2	86400	-	78.5
5439000	9/16/2021	0.09	0.09	0.1782	0.02	11513	97.5843%	Fecal		CFU/100 mL	200	283.2	86400	-	78.5
5439000	9/17/2021	0.09	0.09	0.1782	0.02	11513	97.5843%	Fecal		CFU/100 mL	200	283.2	86400	-	78.5
5439000	9/20/1994	0.08	0.08	0.1782	0.01	11525	97.6860%	Fecal		CFU/100 mL	200	283.2	86400	-	69.8
5439000	1/10/2003	0.08	0.08	0.1782	0.01	11525	97.6860%	Fecal		CFU/100 mL	200	283.2	86400	-	69.8
5439000	8/19/2003	0.08	0.08	0.1782	0.01	11525	97.6860%	Fecal		CFU/100 mL	200	283.2	86400	-	69.8
5439000	8/31/2003	0.08	0.08	0.1782	0.01	11525	97.6860%	Fecal		CFU/100 mL	200	283.2	86400	-	69.8
5439000	10/4/2003	0.08	0.08	0.1782	0.01	11525	97.6860%	Fecal		CFU/100 mL	200	283.2	86400	-	69.8
5439000	10/19/2004	0.08	0.08	0.1782	0.01	11525	97.6860%	Fecal		CFU/100 mL	200	283.2	86400	-	69.8
5439000	7/19/2005	0.08	0.08	0.1782	0.01	11525	97.6860%	Fecal		CFU/100 mL	200	283.2	86400	-	69.8
5439000	9/29/2005	0.08	0.08	0.1782	0.01	11525	97.6860%	Fecal		CFU/100 mL	200	283.2	86400	-	69.8
5439000	10/9/2010	0.08	0.08	0.1782	0.01	11525	97.6860%	Fecal		CFU/100 mL	200	283.2	86400	-	69.8
5439000	10/16/2010	0.08	0.08	0.1782	0.01	11525	97.6860%	Fecal		CFU/100 mL	200	283.2	86400	-	69.8
5439000	10/22/2010	0.08	0.08	0.1782	0.01	11525	97.6860%	Fecal		CFU/100 mL	200	283.2	86400	-	69.8
5439000	8/22/2012	0.08	0.08	0.1782	0.01	11525	97.6860%	Fecal		CFU/100 mL	200	283.2	86400	-	69.8
5439000	8/29/2012	0.08	0.08	0.1782	0.01	11525	97.6860%	Fecal		CFU/100 mL	200	283.2	86400	-	69.8
5439000	12/4/2012	0.08	0.08	0.1782	0.01	11525	97.6860%	Fecal		CFU/100 mL	200	283.2	86400	-	69.8
5439000	12/14/2012	0.08	0.08	0.1782	0.01	11525	97.6860%	Fecal		CFU/100 mL	200	283.2	86400	-	69.8
5439000	1/5/2013	0.08	0.08	0.1782	0.01	11525	97.6860%	Fecal		CFU/100 mL	200	283.2	86400	-	69.8
5439000	9/18/2021	0.08	0.08	0.1782	0.01	11525	97.6860%	Fecal		CFU/100 mL	200	283.2	86400	-	69.8
5439000	9/10/1999	0.07	0.07	0.1782	0.01	11542	97.8301%	Fecal		CFU/100 mL	200	283.2	86400	-	61.0
5439000	1/11/2003	0.07	0.07	0.1782	0.01	11542	97.8301%	Fecal		CFU/100 mL	200	283.2	86400	-	61.0
5439000	10/5/2003	0.07	0.07	0.1782	0.01	11542	97.8301%	Fecal		CFU/100 mL	200	283.2	86400	-	61.0
5439000	9/27/2004	0.07	0.07	0.1782	0.01	11542	97.8301%	Fecal		CFU/100 mL	200	283.2	86400	-	61.0
5439000	9/3/2006	0.07	0.07	0.1782	0.01	11542	97.8301%	Fecal		CFU/100 mL	200	283.2	86400	-	61.0
5439000	8/27/2008	0.07	0.07	0.1782	0.01	11542	97.8301%	Fecal		CFU/100 mL	200	283.2	86400	-	61.0
5439000	10/6/2010	0.07	0.07	0.1782	0.01	11542	97.8301%	Fecal		CFU/100 mL	200	283.2	86400	-	61.0
5439000	12/3/2012	0.07	0.07	0.1782	0.01	11542	97.8301%	Fecal		CFU/100 mL	200	283.2	86400	-	61.0
5439000	12/7/2012	0.07	0.07	0.1782	0.01	11542	97.8301%	Fecal		CFU/100 mL	200	283.2	86400	-	61.0
5439000	9/11/2013	0.07	0.07	0.1782	0.01	11542	97.8301%	Fecal		CFU/100 mL	200	283.2	86400	-	61.0
5439000	9/13/2013	0.07	0.07	0.1782	0.01	11542	97.8301%	Fecal		CFU/100 mL	200	283.2	86400	-	61.0
5439000	10/1/2013	0.07	0.07	0.1782	0.01	11542	97.8301%	Fecal		CFU/100 mL	200	283.2	86400	-	61.0
5439000	9/19/2021	0.07	0.07	0.1782	0.01	11542	97.8301%	Fecal		CFU/100 mL	200	283.2	86400	-	61.0
5439000	1/12/2003	0.06	0.06	0.1782	0.01	11555	97.9403%	Fecal		CFU/100 mL	200	283.2	86400	-	52.3
5439000	9/24/2003	0.06	0.06	0.1782	0.01	11555	97.9403%	Fecal		CFU/100 mL	200	283.2	86400	-	52.3
5439000	10/6/2003	0.06	0.06	0.1782	0.01	11555	97.9403%	Fecal		CFU/100 mL	200	283.2	86400	-	52.3
5439000	9/24/2004	0.06	0.06	0.1782	0.01	11555	97.9403%	Fecal		CFU/100 mL	200	283.2	86400	-	52.3
5439000	9/30/2004	0.06	0.06	0.1782	0.01	11555	97.9403%	Fecal		CFU/100 mL	200	283.2	86400	-	52.3
5439000	10/6/2004	0.06	0.06	0.1782	0.01	11555	97.9403%	Fecal		CFU/100 mL	200	283.2	86400	-	52.3
5439000	9/17/2005	0.06	0.06	0.1782	0.01	11555	97.9403%	Fecal		CFU/100 mL	200	283.2	86400	-	52.3
5439000	9/30/2005	0.06	0.06	0.1782	0.01	11555	97.9403%	Fecal		CFU/100 mL	200	283.2	86400	-	52.3
5439000	9/15/2011	0.06	0.06	0.1782	0.01	11555	97.9403%	Fecal		CFU/100 mL	200	283.2	86400	-	52.3
5439000	11/26/2012	0.06	0.06	0.1782	0.01	11555	97.9403%	Fecal		CFU/100 mL	200	283.2	86400	-	52.3
5439000	8/20/2013	0.06	0.06	0.1782	0.01	11555	97.9403%	Fecal		CFU/100 mL	200	283.2	86400	-	52.3
5439000	1/7/2014	0.06	0.06	0.1782	0.01	11555	97.9403%	Fecal		CFU/100 mL	200	283.2	86400	-	52.3
5439000	1/9/2014	0.06	0.06	0.1782	0.01	11555	97.9403%	Fecal		CFU/100 mL	200	283.2	86400	-	52.3
5439000	9/24/2017	0.06	0.06	0.1782	0.01	11555	97.9403%	Fecal		CFU/100 mL	200	283.2	86400	-	52.3
5439000	9/16/2002	0.05	0.05	0.1782	0.01	11569	98.0590%	Fecal		CFU/100 mL	200	283.2	86400	-	43.6
5439000	1/13/2003	0.05	0.05	0.1782	0.01	11569	98.0590%	Fecal		CFU/100 mL	200	283.2	86400	-	43.6
5439000	8/28/2003	0.05	0.05	0.1782	0.01	11569	98.0590%	Fecal		CFU/100 mL	200	283.2	86400	-	43.6
5439000	10/11/2003	0.05	0.05	0.1782	0.01	11569	98.0590%	Fecal		CFU/100 mL	200	283.2	86400	-	43.6
5439000	8/3/2005	0.05	0.05	0.1782	0.01	11569	98.0590%	Fecal		CFU/100 mL	200	283.2	86400	-	43.6
5439000	9/15/2005	0.05	0.05	0.1782	0.01	11569	98.0590%	Fecal		CFU/100 mL	200	283.2	86400	-	43.6
5439000	11/11/2005	0.05	0.05	0.1782	0.01	11569	98.0590%	Fecal		CFU/100 mL	200	283.2	86400	-	43.6
5439000	8/21/2006	0.05	0.05	0.1782	0.01	11569	98.0590%	Fecal		CFU/100 mL	200	283.2	86400	-	43.6
5439000	11/27/2012	0.05	0.05	0.1782	0.01	11569	98.0590%	Fecal		CFU/100 mL	200	283.2	86400	-	43.6
5439000	12/2/2012	0.05	0.05	0.1782	0.01	11569	98.0590%	Fecal		CFU/100 mL	200	283.2	86400	-	43.6
5439000	9/14/2013	0.05	0.05	0.1782	0.01	11569	98.0590%	Fecal		CFU/100 mL	200	283.2	86400	-	43.6
5439000	10/2/2013	0.05	0.05	0.1782	0.01	11569	98.0590%	Fecal		CFU/100 mL	200	283.2	86400	-	43.6
5439000	9/21/1994	0.04	0.04	0.1782	0.01	11581	98.1607%	Fecal		CFU/100 mL	200	283.2	86400	-	34.9
5439000	1/14/2003	0.04	0.04	0.1782	0.01	11581	98.1607%	Fecal		CFU/100 mL	200	283.2	86400	-	34.9
5439000	3/7/2003	0.04	0.04	0.1782	0.01	11581	98.1607%	Fecal		CFU/100 mL	200	283.2	86400	-	34.9
5439000	9/4/2003	0.04	0.04	0.1782	0.01	11581	98.1607%	Fecal		CFU/100 mL	200	283.2	86400	-	34.9
5439000	8/10/2005	0.04	0.04	0.1782	0.01	11581	98.1607%	Fecal		CFU/100 mL	200	283.2	86400	-	34.9
5439000	9/22/2005	0.04	0.04	0.1782	0.01	11581	98.1607%	Fecal		CFU/100 mL	200	283.2	86400	-	34.9
5439000	8/14/2006	0.04	0.04	0.1782	0.01	11581	98.1607%	Fecal		CFU/100 mL	200	283.2	86400	-	34.9
5439000	10/7/2010	0.04	0.04	0.1782	0.01	11581	98.1607%	Fecal		CFU/100 mL	200	283.2	86400	-	34.9
5439000	9/13/2011	0.04	0.04	0.1782	0.01	11581	98.1607%	Fecal		CFU/100 mL	200	283.2	86400	-	34.9
5439000	8/30/2012	0.04	0.04	0.1782	0.01	11581	98.1607%	Fecal		CFU/100 mL	200	283.2	86400	-	34.9
5439000	9/3/2012	0.04	0.04	0.1782	0.01	11581	98.1607%	Fecal		CFU/100 mL	200	283.2	86400	-	34.9
5439000	11/28/2012	0.04	0.04	0.1782	0.01	11581	98.1607%	Fecal		CFU/100 mL	200	283.2	86400	-	34.9
5439000	11/29/2012	0.04	0.04	0.1782	0.01	11581	98.1607%	Fecal		CFU/100 mL	200	283.2	86400	-	34.9
5439000	11/30/2012	0.04	0.04	0.1782	0.01	11581	98.1607%	Fecal		CFU/100 mL	200	283.2	86400	-	34.9
5439000	12/1/2012	0.04	0.04	0.1782	0.01	11581	98.1607%	Fecal		CFU/100 mL	200	283.2	86400	-	34.9
5439000	12/5/2012	0.04	0.04	0.1782	0.01	11581	98.1607%	Fecal		CFU/100 mL	200	283.2	86400	-	34.9
5439000	8/21/2013	0.04	0.04	0.1782	0.01	11581	98.1607%	Fecal		CFU/100 mL	200	283.2	86400	-	34.9
5439000	1/8/2014	0.04	0.04	0.1782	0.01	11581	98.1607%	Fecal		CFU/100 mL	200	283.2	86400	-	34.9
5439000	9/25/2017	0.04	0.04	0.1782	0.01	11581	98.1607%	Fecal		CFU/100 mL	200	283.2	86400	-	34.9
5439000	9/23/1999	0.03	0.03	0.1782	0.01	11600	98.3217%	Fecal		CFU/100 mL	200	283.2	86400	-	26.2
5439000	9/26/1999	0.03	0.03	0.1782	0.01	11600	98.3217%	Fecal		CFU/100 mL	200	283.2	86400	-	26.2
5439000	9/17/2002	0.03	0.03	0.1782	0.01	11600	98.3217%	Fecal		CFU/100 mL	200	283.2	86400	-	26.2
5439000	1/15/2003	0.03	0.03	0.1782	0.01	11600	98.3217%	Fecal		CFU/100 mL	200	283.2	86400	-	26.2
5439000	1/16/2003	0.03	0.03	0.1782	0.01	11600	98.3217%	Fecal		CFU/100 mL	200	283.2	86400	-	26.2
5439000	10/2/2003	0.03	0.03	0.1782	0.01	11600	98.3217%	Fecal		CFU/100 mL	200	283.2	86400	-	26.2
5439000	10/10/2004	0.03	0.03	0.1782	0.01	11600	98.3217%	Fecal		CFU/100 mL	200	283.2	86400	-	26.2
5439000	10/20/2004	0.03	0.03	0.1782	0.01	11600	98.3217%	Fecal		CFU/100 mL	200	283.2	86400	-	26.2
5439000	10/21/2004	0.03	0.03	0.1782	0.01	11600	98.3217%	Fecal		CFU/100 mL	200	283.2	86400	-	26.2
5439000	10/1/2005	0.03	0.03	0.1782	0.01	11600	98.3217%	Fecal		CFU/100 mL	200	283.2	86400	-	26.2
5439000	10/13/2010	0.03	0.03	0.1782	0.01	11600	98.3217%	Fecal		CFU/100 mL	200	283.2	86400	-	26.2
5439000	10/21/2010	0.03	0.03	0.1782	0.01	11600	98.3217%	Fecal		CFU/100 mL	200	283.2	86400	-	26.2
5439000	8/31/2012	0.03	0.03	0.1782	0.01	11600	98.3217%	Fecal		CFU/100 mL	200	283.2	86400	-	26.2
5439000	9/2/2012	0.03	0.03	0.1782	0.01	11600	98.3217%	Fecal		CFU/100 mL	200	283.2	86400	-	26.2
5439000	12/6/2012	0.03	0.03	0.1782	0.01	11600	98.3217%	Fecal		CFU/100 mL	200	283.2	86400	-	26.2
5439000	9/26/2017	0.03	0.03	0.1782	0.01	11600	98.3217%	Fecal		CFU/100 mL	200	283.2	86400	-	26.2
5439000	9/27/2017	0.03	0.03	0.1782	0.01	11600	98.3217%	Fecal		CFU/100 mL	200	283.2	86400	-	26.2
5439000	9/28/2017	0.03	0.03	0.1782	0.01	11600	98.3217%	Fecal		CFU/100 mL	200	283.2	86400	-	26.2
5439000	9/29/2017	0.03	0.03	0.1782	0.01	11600	98.3217%	Fecal		CFU/100 mL	200	283.2	86400	-	26.2
5439000	10/10/2017	0.03	0.03	0.1782	0.01	11600	98.3217%	Fecal		CFU/100 mL	200	283.2	86400	-	26.2
5439000	1/17/2003	0.02	0.02	0.1782	0.00	11620	98.4913%	Fecal		CFU/100 mL	200	283.2	86400	-	17.4
5439000	1/18/2003	0.02	0.02	0.1782	0.00	11620	98.4913%	Fecal		CFU/100 mL	200	283.2	86400	-	17.4
5439000	1/19/2003	0.02	0.02	0.1782	0.00	11620	98.4913%	Fecal		CFU/100 mL	200	283.2	86400	-	17.4
5439000	2/3/2003	0.02	0.02	0.1782	0.00	11620	98.4913%	Fecal		CFU/100 mL	200	283.2	86400	-	17.4
5439000	2/4/2003	0.02	0.02	0.1782	0.00	11620	98.4913%	Fecal		CFU/100 mL	200	283.2	86400	-	17.4
5439000	2/25/2003	0.02	0.02	0.1782	0.00	11620	98.4913%	Fecal		CFU/100 mL	200	283.2	86400	-	17.4

Gage ID	Date	Discharge (CFS)	Gage Discharge (less Surrogate NPDES) (CFS)	Watershed Area Ratio	Calculated flow (CFS)	Rank	Flow Exceedance %	Parameter	Results	Units (mg or micro_gram	Limit/Standard	100mL/CF	sec/day	Actual Load (million colonies/day)	Allowable Load (million colonies/day)
5439000	2/26/2003	0.02	0.02	0.1782	0.00	11620	98.4913%	Fecal		CFU/100 mL	200	283.2	86400	-	17.4
5439000	2/27/2003	0.02	0.02	0.1782	0.00	11620	98.4913%	Fecal		CFU/100 mL	200	283.2	86400	-	17.4
5439000	2/28/2003	0.02	0.02	0.1782	0.00	11620	98.4913%	Fecal		CFU/100 mL	200	283.2	86400	-	17.4
5439000	3/1/2003	0.02	0.02	0.1782	0.00	11620	98.4913%	Fecal		CFU/100 mL	200	283.2	86400	-	17.4
5439000	3/2/2003	0.02	0.02	0.1782	0.00	11620	98.4913%	Fecal		CFU/100 mL	200	283.2	86400	-	17.4
5439000	3/3/2003	0.02	0.02	0.1782	0.00	11620	98.4913%	Fecal		CFU/100 mL	200	283.2	86400	-	17.4
5439000	3/4/2003	0.02	0.02	0.1782	0.00	11620	98.4913%	Fecal		CFU/100 mL	200	283.2	86400	-	17.4
5439000	3/5/2003	0.02	0.02	0.1782	0.00	11620	98.4913%	Fecal		CFU/100 mL	200	283.2	86400	-	17.4
5439000	3/6/2003	0.02	0.02	0.1782	0.00	11620	98.4913%	Fecal		CFU/100 mL	200	283.2	86400	-	17.4
5439000	8/29/2003	0.02	0.02	0.1782	0.00	11620	98.4913%	Fecal		CFU/100 mL	200	283.2	86400	-	17.4
5439000	9/17/2003	0.02	0.02	0.1782	0.00	11620	98.4913%	Fecal		CFU/100 mL	200	283.2	86400	-	17.4
5439000	8/4/2005	0.02	0.02	0.1782	0.00	11620	98.4913%	Fecal		CFU/100 mL	200	283.2	86400	-	17.4
5439000	8/5/2005	0.02	0.02	0.1782	0.00	11620	98.4913%	Fecal		CFU/100 mL	200	283.2	86400	-	17.4
5439000	8/6/2005	0.02	0.02	0.1782	0.00	11620	98.4913%	Fecal		CFU/100 mL	200	283.2	86400	-	17.4
5439000	8/7/2005	0.02	0.02	0.1782	0.00	11620	98.4913%	Fecal		CFU/100 mL	200	283.2	86400	-	17.4
5439000	8/8/2005	0.02	0.02	0.1782	0.00	11620	98.4913%	Fecal		CFU/100 mL	200	283.2	86400	-	17.4
5439000	8/9/2005	0.02	0.02	0.1782	0.00	11620	98.4913%	Fecal		CFU/100 mL	200	283.2	86400	-	17.4
5439000	9/14/2005	0.02	0.02	0.1782	0.00	11620	98.4913%	Fecal		CFU/100 mL	200	283.2	86400	-	17.4
5439000	10/6/2005	0.02	0.02	0.1782	0.00	11620	98.4913%	Fecal		CFU/100 mL	200	283.2	86400	-	17.4
5439000	10/10/2010	0.02	0.02	0.1782	0.00	11620	98.4913%	Fecal		CFU/100 mL	200	283.2	86400	-	17.4
5439000	9/14/2011	0.02	0.02	0.1782	0.00	11620	98.4913%	Fecal		CFU/100 mL	200	283.2	86400	-	17.4
5439000	8/11/2012	0.02	0.02	0.1782	0.00	11620	98.4913%	Fecal		CFU/100 mL	200	283.2	86400	-	17.4
5439000	8/12/2012	0.02	0.02	0.1782	0.00	11620	98.4913%	Fecal		CFU/100 mL	200	283.2	86400	-	17.4
5439000	8/23/2012	0.02	0.02	0.1782	0.00	11620	98.4913%	Fecal		CFU/100 mL	200	283.2	86400	-	17.4
5439000	8/24/2012	0.02	0.02	0.1782	0.00	11620	98.4913%	Fecal		CFU/100 mL	200	283.2	86400	-	17.4
5439000	8/25/2012	0.02	0.02	0.1782	0.00	11620	98.4913%	Fecal		CFU/100 mL	200	283.2	86400	-	17.4
5439000	9/1/2012	0.02	0.02	0.1782	0.00	11620	98.4913%	Fecal		CFU/100 mL	200	283.2	86400	-	17.4
5439000	9/30/2017	0.02	0.02	0.1782	0.00	11620	98.4913%	Fecal		CFU/100 mL	200	283.2	86400	-	17.4
5439000	10/1/2017	0.02	0.02	0.1782	0.00	11620	98.4913%	Fecal		CFU/100 mL	200	283.2	86400	-	17.4
5439000	10/2/2017	0.02	0.02	0.1782	0.00	11620	98.4913%	Fecal		CFU/100 mL	200	283.2	86400	-	17.4
5439000	10/3/2017	0.02	0.02	0.1782	0.00	11620	98.4913%	Fecal		CFU/100 mL	200	283.2	86400	-	17.4
5439000	10/4/2017	0.02	0.02	0.1782	0.00	11620	98.4913%	Fecal		CFU/100 mL	200	283.2	86400	-	17.4
5439000	9/25/1999	0.01	0.01	0.1782	0.00	11658	98.8134%	Fecal		CFU/100 mL	200	283.2	86400	-	8.7
5439000	1/20/2003	0.01	0.01	0.1782	0.00	11658	98.8134%	Fecal		CFU/100 mL	200	283.2	86400	-	8.7
5439000	1/21/2003	0.01	0.01	0.1782	0.00	11658	98.8134%	Fecal		CFU/100 mL	200	283.2	86400	-	8.7
5439000	1/22/2003	0.01	0.01	0.1782	0.00	11658	98.8134%	Fecal		CFU/100 mL	200	283.2	86400	-	8.7
5439000	1/23/2003	0.01	0.01	0.1782	0.00	11658	98.8134%	Fecal		CFU/100 mL	200	283.2	86400	-	8.7
5439000	1/24/2003	0.01	0.01	0.1782	0.00	11658	98.8134%	Fecal		CFU/100 mL	200	283.2	86400	-	8.7
5439000	1/25/2003	0.01	0.01	0.1782	0.00	11658	98.8134%	Fecal		CFU/100 mL	200	283.2	86400	-	8.7
5439000	1/26/2003	0.01	0.01	0.1782	0.00	11658	98.8134%	Fecal		CFU/100 mL	200	283.2	86400	-	8.7
5439000	1/28/2003	0.01	0.01	0.1782	0.00	11658	98.8134%	Fecal		CFU/100 mL	200	283.2	86400	-	8.7
5439000	1/29/2003	0.01	0.01	0.1782	0.00	11658	98.8134%	Fecal		CFU/100 mL	200	283.2	86400	-	8.7
5439000	1/30/2003	0.01	0.01	0.1782	0.00	11658	98.8134%	Fecal		CFU/100 mL	200	283.2	86400	-	8.7
5439000	1/31/2003	0.01	0.01	0.1782	0.00	11658	98.8134%	Fecal		CFU/100 mL	200	283.2	86400	-	8.7
5439000	2/1/2003	0.01	0.01	0.1782	0.00	11658	98.8134%	Fecal		CFU/100 mL	200	283.2	86400	-	8.7
5439000	2/2/2003	0.01	0.01	0.1782	0.00	11658	98.8134%	Fecal		CFU/100 mL	200	283.2	86400	-	8.7
5439000	2/5/2003	0.01	0.01	0.1782	0.00	11658	98.8134%	Fecal		CFU/100 mL	200	283.2	86400	-	8.7
5439000	2/6/2003	0.01	0.01	0.1782	0.00	11658	98.8134%	Fecal		CFU/100 mL	200	283.2	86400	-	8.7
5439000	2/7/2003	0.01	0.01	0.1782	0.00	11658	98.8134%	Fecal		CFU/100 mL	200	283.2	86400	-	8.7
5439000	2/8/2003	0.01	0.01	0.1782	0.00	11658	98.8134%	Fecal		CFU/100 mL	200	283.2	86400	-	8.7
5439000	2/9/2003	0.01	0.01	0.1782	0.00	11658	98.8134%	Fecal		CFU/100 mL	200	283.2	86400	-	8.7
5439000	2/13/2003	0.01	0.01	0.1782	0.00	11658	98.8134%	Fecal		CFU/100 mL	200	283.2	86400	-	8.7
5439000	2/14/2003	0.01	0.01	0.1782	0.00	11658	98.8134%	Fecal		CFU/100 mL	200	283.2	86400	-	8.7
5439000	2/15/2003	0.01	0.01	0.1782	0.00	11658	98.8134%	Fecal		CFU/100 mL	200	283.2	86400	-	8.7
5439000	2/16/2003	0.01	0.01	0.1782	0.00	11658	98.8134%	Fecal		CFU/100 mL	200	283.2	86400	-	8.7
5439000	2/17/2003	0.01	0.01	0.1782	0.00	11658	98.8134%	Fecal		CFU/100 mL	200	283.2	86400	-	8.7
5439000	2/18/2003	0.01	0.01	0.1782	0.00	11658	98.8134%	Fecal		CFU/100 mL	200	283.2	86400	-	8.7
5439000	2/19/2003	0.01	0.01	0.1782	0.00	11658	98.8134%	Fecal		CFU/100 mL	200	283.2	86400	-	8.7
5439000	2/20/2003	0.01	0.01	0.1782	0.00	11658	98.8134%	Fecal		CFU/100 mL	200	283.2	86400	-	8.7
5439000	2/21/2003	0.01	0.01	0.1782	0.00	11658	98.8134%	Fecal		CFU/100 mL	200	283.2	86400	-	8.7
5439000	2/22/2003	0.01	0.01	0.1782	0.00	11658	98.8134%	Fecal		CFU/100 mL	200	283.2	86400	-	8.7
5439000	2/23/2003	0.01	0.01	0.1782	0.00	11658	98.8134%	Fecal		CFU/100 mL	200	283.2	86400	-	8.7
5439000	2/24/2003	0.01	0.01	0.1782	0.00	11658	98.8134%	Fecal		CFU/100 mL	200	283.2	86400	-	8.7
5439000	8/25/2003	0.01	0.01	0.1782	0.00	11658	98.8134%	Fecal		CFU/100 mL	200	283.2	86400	-	8.7
5439000	9/21/2003	0.01	0.01	0.1782	0.00	11658	98.8134%	Fecal		CFU/100 mL	200	283.2	86400	-	8.7
5439000	10/7/2003	0.01	0.01	0.1782	0.00	11658	98.8134%	Fecal		CFU/100 mL	200	283.2	86400	-	8.7
5439000	10/7/2004	0.01	0.01	0.1782	0.00	11658	98.8134%	Fecal		CFU/100 mL	200	283.2	86400	-	8.7
5439000	8/26/2008	0.01	0.01	0.1782	0.00	11658	98.8134%	Fecal		CFU/100 mL	200	283.2	86400	-	8.7
5439000	10/15/2010	0.01	0.01	0.1782	0.00	11658	98.8134%	Fecal		CFU/100 mL	200	283.2	86400	-	8.7
5439000	10/20/2010	0.01	0.01	0.1782	0.00	11658	98.8134%	Fecal		CFU/100 mL	200	283.2	86400	-	8.7
5439000	9/16/2011	0.01	0.01	0.1782	0.00	11658	98.8134%	Fecal		CFU/100 mL	200	283.2	86400	-	8.7
5439000	9/23/2011	0.01	0.01	0.1782	0.00	11658	98.8134%	Fecal		CFU/100 mL	200	283.2	86400	-	8.7
5439000	10/5/2017	0.01	0.01	0.1782	0.00	11658	98.8134%	Fecal		CFU/100 mL	200	283.2	86400	-	8.7
5439000	10/6/2017	0.01	0.01	0.1782	0.00	11658	98.8134%	Fecal		CFU/100 mL	200	283.2	86400	-	8.7
5439000	10/7/2017	0.01	0.01	0.1782	0.00	11658	98.8134%	Fecal		CFU/100 mL	200	283.2	86400	-	8.7
5439000	10/8/2017	0.01	0.01	0.1782	0.00	11658	98.8134%	Fecal		CFU/100 mL	200	283.2	86400	-	8.7
5439000	10/9/2017	0.01	0.01	0.1782	0.00	11658	98.8134%	Fecal		CFU/100 mL	200	283.2	86400	-	8.7
5439000	8/24/1991	0	0	0.1782	0.00	11703	99.1948%	Fecal		CFU/100 mL	200	283.2	86400	-	4.9
5439000	9/11/1999	0	0	0.1782	0.00	11703	99.1948%	Fecal		CFU/100 mL	200	283.2	86400	-	4.9
5439000	9/24/1999	0	0	0.1782	0.00	11703	99.1948%	Fecal		CFU/100 mL	200	283.2	86400	-	4.9
5439000	1/27/2003	0	0	0.1782	0.00	11703	99.1948%	Fecal		CFU/100 mL	200	283.2	86400	-	4.9
5439000	2/10/2003	0	0	0.1782	0.00	11703	99.1948%	Fecal		CFU/100 mL	200	283.2	86400	-	4.9
5439000	2/11/2003	0	0	0.1782	0.00	11703	99.1948%	Fecal		CFU/100 mL	200	283.2	86400	-	4.9
5439000	2/12/2003	0	0	0.1782	0.00	11703	99.1948%	Fecal		CFU/100 mL	200	283.2	86400	-	4.9
5439000	8/26/2003	0	0	0.1782	0.00	11703	99.1948%	Fecal		CFU/100 mL	200	283.2	86400	-	4.9
5439000	8/27/2003	0	0	0.1782	0.00	11703	99.1948%	Fecal		CFU/100 mL	200	283.2	86400	-	4.9
5439000	8/30/2003	0	0	0.1782	0.00	11703	99.1948%	Fecal		CFU/100 mL	200	283.2	86400	-	4.9
5439000	9/5/2003	0	0	0.1782	0.00	11703	99.1948%	Fecal		CFU/100 mL	200	283.2	86400	-	4.9
5439000	9/6/2003	0	0	0.1782	0.00	11703	99.1948%	Fecal		CFU/100 mL	200	283.2	86400	-	4.9
5439000	9/7/2003	0	0	0.1782	0.00	11703	99.1948%	Fecal		CFU/100 mL	200	283.2	86400	-	4.9
5439000	9/8/2003	0	0	0.1782	0.00	11703	99.1948%	Fecal		CFU/100 mL	200	283.2	86400	-	4.9
5439000	9/9/2003	0	0	0.1782	0.00	11703	99.1948%	Fecal		CFU/100 mL	200	283.2	86400	-	4.9
5439000	9/10/2003	0	0	0.1782	0.00	11703	99.1948%	Fecal		CFU/100 mL	200	283.2	86400	-	4.9
5439000	9/11/2003	0	0	0.1782	0.00	11703	99.1948%	Fecal		CFU/100 mL	200	283.2	86400	-	4.9
5439000	9/18/2003	0	0	0.1782	0.00	11703	99.1948%	Fecal		CFU/100 mL	200	283.2	86400	-	4.9
5439000	9/19/2003	0	0	0.1782	0.00	11703	99.1948%	Fecal		CFU/100 mL	200	283.2	86400	-	4.9
5439000	9/20/2003	0	0	0.1782	0.00	11703	99.1948%	Fecal		CFU/100 mL	200	283.2	86400	-	4.9
5439000	9/23/2003	0	0	0.1782	0.00	11703	99.1948%	Fecal		CFU/100 mL	200	283.2	86400	-	4.9
5439000	9/25/2003	0	0	0.1782	0.00	11703	99.1948%	Fecal		CFU/100 mL	200	283.2	86400	-	4.9
5439000	10/8/2003	0	0	0.1782	0.00	11703	99.1948%	Fecal		CFU/100 mL	200	283.2	86400	-	4.9
5439000	10/9/2003	0	0	0.1782	0.00	11703	99.1948%	Fecal		CFU/100 mL	200	283.2	86400	-	4.9
5439000	10/10/2003	0	0	0.1782	0.00	11703	99.1948%	Fecal		CFU/100 mL	200	283.2	86400	-	4.9
5439000	9/25/2004	0	0	0.1782	0.00	11703	99.1948%	Fecal		CFU/100 mL	200	283.2	86400	-	4.9
5439000	9/26/2004	0	0	0.1782	0.00	11703	99.1948%	Fecal		CFU/100 mL	200	283.2	86400	-	4.9
5439000	10/11/2004	0	0	0.1782	0.00	11703	99.1948%	Fecal		CFU/100 mL	200	283.2	86400	-	4.9
5439000	10/12/2004	0	0	0.1782	0.00	11703	99.1948%	Fecal		CFU/100 mL	200	283.2	86400	-	4.9
5439000	10/13/2004	0	0	0.1782	0.00	11703	99.1948%	Fecal		CFU/100 mL	200	283.2	86400	-	4.9
5439000	8/28/2005	0	0	0.1782	0.00	11703	99.1948%	Fecal		CFU/100 mL	200	283.2	86400	-	4.9
5439000	8/29/2005	0	0	0.1782	0.00	11703	99.1948%	Fecal		CFU/100 mL	200	283.2	86400	-	4.9
5439000	8/30/2005	0	0	0.1782	0.00	11703	99.1948%	Fecal		CFU/100 mL	200	283.2	86400	-	4.9
5439000	8/31/2005	0	0	0.1782	0.00	11703	99.1948%	Fecal		CFU/100 mL	200	283.2	86400	-	4.9
5439000	9/1/2005	0	0	0.1782	0.00	11703	99.1948%	Fecal		CFU/100 mL	200	283.2	86400	-	4.9
5439000	9/2/2005	0	0	0.1782	0.00	11703	99.1948%	Fecal		CFU/100 mL	200	283.2	86400	-	4.9
5439000	9/3/2005	0	0	0.1782	0.00	11703	99.1948%	Fecal		CFU/100 mL	200	283.2	86400	-	4.9
5439000	9/4/2005	0	0	0.1782	0.00	11703	99.1948%	Fecal		CFU/100 mL	200	283.2	86400	-	4.9
5439000	9/5/2005	0	0	0.1782	0.00	11703	99.1948%	Fecal		CFU/100 mL	200	283.2	86400	-	4.9
5439000	9/6/2005	0	0	0.1782	0.00	11703	99.1948%	Fecal		CFU/100 mL	200	283.2	86400	-	4.9
5439000	9/7/2005	0	0	0.1782	0.00	11703	99.1948%	Fecal		CFU/100 mL	200	283.2	86400	-	4.9
5439000	9/8/2005	0	0	0.1782	0.00	11703	99.1948%	Fecal		CFU/100 mL	200	283.2	86400	-	4.9
5439000	9/9/2005	0	0	0.1782	0.00	11703	99.1948%	Fecal		CFU/100 mL	200	283.2	86400	-	4.9
5439000	9/10/2005	0	0	0.1782	0.00	11703	99.1948%	Fecal		CFU/100 mL	200	283.2	86400	-	4.9
5439000	9/11/2005	0	0	0.1782	0.00	11703	99.1948%	Fecal		CFU/100 mL	200	283.2	86400	-	4.9
5439000	9/12/2005	0	0	0.1782	0.00	11703	99.1948%	Fecal		CFU/100 mL	200	283.2	86400	-	4.9
5439000	9/13/2005	0	0	0.1782	0.00	11703	99.1948%	Fecal		CFU/100 mL	200	283.2	86400	-	4.9
5439000	9/18/2005	0	0	0.1782	0.00	11703	99.1948%	Fecal		CFU/100 mL	200	283.2	86400	-	4.9

Gage ID	Date	Discharge (CFS)	Gage Discharge (less Surrogate NPDES) (CFS)	Watershed Area Ratio	Calculated flow (CFS)	Rank	Flow Exceedance %	Parameter	Results	Units (mg or micro_gram	Limit/Standard	100mL/CF	sec/day	Actual Load (million colonies/day)	Allowable Load (million colonies/day)
5439000	9/23/2005	0	0	0.1782	0.00	11703	99.1948%	Fecal		CFU/100 mL	200	283.2	86400	-	4.9
5439000	10/7/2005	0	0	0.1782	0.00	11703	99.1948%	Fecal		CFU/100 mL	200	283.2	86400	-	4.9
5439000	10/8/2005	0	0	0.1782	0.00	11703	99.1948%	Fecal		CFU/100 mL	200	283.2	86400	-	4.9
5439000	10/9/2005	0	0	0.1782	0.00	11703	99.1948%	Fecal		CFU/100 mL	200	283.2	86400	-	4.9
5439000	10/10/2005	0	0	0.1782	0.00	11703	99.1948%	Fecal		CFU/100 mL	200	283.2	86400	-	4.9
5439000	10/11/2005	0	0	0.1782	0.00	11703	99.1948%	Fecal		CFU/100 mL	200	283.2	86400	-	4.9
5439000	10/12/2005	0	0	0.1782	0.00	11703	99.1948%	Fecal		CFU/100 mL	200	283.2	86400	-	4.9
5439000	10/13/2005	0	0	0.1782	0.00	11703	99.1948%	Fecal		CFU/100 mL	200	283.2	86400	-	4.9
5439000	10/14/2005	0	0	0.1782	0.00	11703	99.1948%	Fecal		CFU/100 mL	200	283.2	86400	-	4.9
5439000	10/15/2005	0	0	0.1782	0.00	11703	99.1948%	Fecal		CFU/100 mL	200	283.2	86400	-	4.9
5439000	10/16/2005	0	0	0.1782	0.00	11703	99.1948%	Fecal		CFU/100 mL	200	283.2	86400	-	4.9
5439000	10/17/2005	0	0	0.1782	0.00	11703	99.1948%	Fecal		CFU/100 mL	200	283.2	86400	-	4.9
5439000	10/18/2005	0	0	0.1782	0.00	11703	99.1948%	Fecal		CFU/100 mL	200	283.2	86400	-	4.9
5439000	10/19/2005	0	0	0.1782	0.00	11703	99.1948%	Fecal		CFU/100 mL	200	283.2	86400	-	4.9
5439000	10/20/2005	0	0	0.1782	0.00	11703	99.1948%	Fecal		CFU/100 mL	200	283.2	86400	-	4.9
5439000	10/21/2005	0	0	0.1782	0.00	11703	99.1948%	Fecal		CFU/100 mL	200	283.2	86400	-	4.9
5439000	10/22/2005	0	0	0.1782	0.00	11703	99.1948%	Fecal		CFU/100 mL	200	283.2	86400	-	4.9
5439000	10/24/2005	0	0	0.1782	0.00	11703	99.1948%	Fecal		CFU/100 mL	200	283.2	86400	-	4.9
5439000	10/25/2005	0	0	0.1782	0.00	11703	99.1948%	Fecal		CFU/100 mL	200	283.2	86400	-	4.9
5439000	10/26/2005	0	0	0.1782	0.00	11703	99.1948%	Fecal		CFU/100 mL	200	283.2	86400	-	4.9
5439000	10/27/2005	0	0	0.1782	0.00	11703	99.1948%	Fecal		CFU/100 mL	200	283.2	86400	-	4.9
5439000	10/28/2005	0	0	0.1782	0.00	11703	99.1948%	Fecal		CFU/100 mL	200	283.2	86400	-	4.9
5439000	10/29/2005	0	0	0.1782	0.00	11703	99.1948%	Fecal		CFU/100 mL	200	283.2	86400	-	4.9
5439000	10/30/2005	0	0	0.1782	0.00	11703	99.1948%	Fecal		CFU/100 mL	200	283.2	86400	-	4.9
5439000	10/31/2005	0	0	0.1782	0.00	11703	99.1948%	Fecal		CFU/100 mL	200	283.2	86400	-	4.9
5439000	11/1/2005	0	0	0.1782	0.00	11703	99.1948%	Fecal		CFU/100 mL	200	283.2	86400	-	4.9
5439000	11/2/2005	0	0	0.1782	0.00	11703	99.1948%	Fecal		CFU/100 mL	200	283.2	86400	-	4.9
5439000	11/3/2005	0	0	0.1782	0.00	11703	99.1948%	Fecal		CFU/100 mL	200	283.2	86400	-	4.9
5439000	11/4/2005	0	0	0.1782	0.00	11703	99.1948%	Fecal		CFU/100 mL	200	283.2	86400	-	4.9
5439000	8/15/2006	0	0	0.1782	0.00	11703	99.1948%	Fecal		CFU/100 mL	200	283.2	86400	-	4.9
5439000	8/16/2006	0	0	0.1782	0.00	11703	99.1948%	Fecal		CFU/100 mL	200	283.2	86400	-	4.9
5439000	8/17/2006	0	0	0.1782	0.00	11703	99.1948%	Fecal		CFU/100 mL	200	283.2	86400	-	4.9
5439000	8/22/2006	0	0	0.1782	0.00	11703	99.1948%	Fecal		CFU/100 mL	200	283.2	86400	-	4.9
5439000	8/23/2006	0	0	0.1782	0.00	11703	99.1948%	Fecal		CFU/100 mL	200	283.2	86400	-	4.9
5439000	8/24/2006	0	0	0.1782	0.00	11703	99.1948%	Fecal		CFU/100 mL	200	283.2	86400	-	4.9
5439000	8/25/2006	0	0	0.1782	0.00	11703	99.1948%	Fecal		CFU/100 mL	200	283.2	86400	-	4.9
5439000	8/26/2006	0	0	0.1782	0.00	11703	99.1948%	Fecal		CFU/100 mL	200	283.2	86400	-	4.9
5439000	8/27/2006	0	0	0.1782	0.00	11703	99.1948%	Fecal		CFU/100 mL	200	283.2	86400	-	4.9
5439000	9/1/2006	0	0	0.1782	0.00	11703	99.1948%	Fecal		CFU/100 mL	200	283.2	86400	-	4.9
5439000	9/2/2006	0	0	0.1782	0.00	11703	99.1948%	Fecal		CFU/100 mL	200	283.2	86400	-	4.9
5439000	8/25/2008	0	0	0.1782	0.00	11703	99.1948%	Fecal		CFU/100 mL	200	283.2	86400	-	4.9
5439000	9/1/2008	0	0	0.1782	0.00	11703	99.1948%	Fecal		CFU/100 mL	200	283.2	86400	-	4.9
5439000	9/2/2008	0	0	0.1782	0.00	11703	99.1948%	Fecal		CFU/100 mL	200	283.2	86400	-	4.9
5439000	9/3/2008	0	0	0.1782	0.00	11703	99.1948%	Fecal		CFU/100 mL	200	283.2	86400	-	4.9
5439000	9/17/2011	0	0	0.1782	0.00	11703	99.1948%	Fecal		CFU/100 mL	200	283.2	86400	-	4.9
5439000	9/24/2011	0	0	0.1782	0.00	11703	99.1948%	Fecal		CFU/100 mL	200	283.2	86400	-	4.9
5439000	9/25/2011	0	0	0.1782	0.00	11703	99.1948%	Fecal		CFU/100 mL	200	283.2	86400	-	4.9

Gage ID	Date	Discharge (CFS)	Gage Discharge (less Surrogate NPDES) (CFS)	Watershed Area Ratio	Calculated flow (CFS)	Rank	Flow Exceedance %	Parameter	Results	Units (mg or micro_gram	Limit/Standard	100mL/CF	sec/day	Actual Load (million colonies/day)	Allowable Load (million colonies/day)
5439000	8/24/2007	2890	2890	0.2020	583.82	1	0.0085%	Fecal		CFU/100 mL	200	283.2	86400	-	2,857,047.8
5439000	8/25/2007	2440	2440	0.2020	492.92	2	0.0170%	Fecal		CFU/100 mL	200	283.2	86400	-	2,412,202.3
5439000	7/18/1996	1980	1980	0.2020	400.00	3	0.0254%	Fecal		CFU/100 mL	200	283.2	86400	-	1,957,471.4
5439000	9/14/2008	1830	1830	0.2020	369.70	4	0.0339%	Fecal		CFU/100 mL	200	283.2	86400	-	1,809,189.6
5439000	9/15/2008	1820	1820	0.2020	367.68	5	0.0424%	Fecal		CFU/100 mL	200	283.2	86400	-	1,799,304.2
5439000	7/19/1996	1680	1680	0.2020	339.40	6	0.0509%	Fecal		CFU/100 mL	200	283.2	86400	-	1,660,907.8
5439000	8/26/2007	1620	1620	0.2020	327.28	7	0.0593%	Fecal		CFU/100 mL	200	283.2	86400	-	1,601,595.1
5439000	2/21/1997	1580	1580	0.2020	319.20	8	0.0678%	Fecal		CFU/100 mL	200	283.2	86400	-	1,562,053.2
5439000	5/15/2020	1580	1580	0.2020	319.20	8	0.0678%	Fecal		CFU/100 mL	200	283.2	86400	-	1,562,053.2
5439000	5/12/2016	1560	1560	0.2020	315.16	10	0.0848%	Fecal		CFU/100 mL	200	283.2	86400	-	1,542,282.3
5439000	4/18/2013	1550	1550	0.2020	313.14	11	0.0932%	Fecal		CFU/100 mL	200	283.2	86400	-	1,532,396.9
5439000	2/22/1997	1490	1490	0.2020	301.02	12	0.1017%	Fecal		CFU/100 mL	200	283.2	86400	-	1,473,084.2
5439000	4/19/2013	1430	1430	0.2020	288.90	13	0.1102%	Fecal		CFU/100 mL	200	283.2	86400	-	1,413,771.4
5439000	6/16/2015	1310	1310	0.2020	264.66	14	0.1187%	Fecal		CFU/100 mL	200	283.2	86400	-	1,295,146.0
5439000	5/13/2016	1270	1270	0.2020	256.58	15	0.1271%	Fecal		CFU/100 mL	200	283.2	86400	-	1,255,604.1
5439000	9/16/2008	1220	1220	0.2020	246.48	16	0.1356%	Fecal		CFU/100 mL	200	283.2	86400	-	1,206,176.9
5439000	3/24/1993	1210	1210	0.2020	244.46	17	0.1441%	Fecal		CFU/100 mL	200	283.2	86400	-	1,196,291.4
5439000	7/20/1996	1190	1190	0.2020	240.42	18	0.1526%	Fecal		CFU/100 mL	200	283.2	86400	-	1,176,520.5
5439000	2/20/1994	1180	1180	0.2020	238.40	19	0.1610%	Fecal		CFU/100 mL	200	283.2	86400	-	1,166,635.1
5439000	3/9/2009	1170	1170	0.2020	236.38	20	0.1695%	Fecal		CFU/100 mL	200	283.2	86400	-	1,156,749.6
5439000	8/6/1996	1130	1130	0.2020	228.30	21	0.1780%	Fecal		CFU/100 mL	200	283.2	86400	-	1,117,207.8
5439000	5/31/2004	1130	1130	0.2020	228.30	21	0.1780%	Fecal		CFU/100 mL	200	283.2	86400	-	1,117,207.8
5439000	5/26/1991	1120	1120	0.2020	226.28	23	0.1949%	Fecal		CFU/100 mL	200	283.2	86400	-	1,107,322.3
5439000	3/3/2008	1120	1120	0.2020	226.28	23	0.1949%	Fecal		CFU/100 mL	200	283.2	86400	-	1,107,322.3
5439000	5/30/2011	1120	1120	0.2020	226.28	23	0.1949%	Fecal		CFU/100 mL	200	283.2	86400	-	1,107,322.3
5439000	5/16/2020	1110	1110	0.2020	224.26	26	0.2204%	Fecal		CFU/100 mL	200	283.2	86400	-	1,097,436.9
5439000	5/29/1996	1100	1100	0.2020	222.24	27	0.2289%	Fecal		CFU/100 mL	200	283.2	86400	-	1,087,551.4
5439000	6/17/2015	1070	1070	0.2020	216.18	28	0.2373%	Fecal		CFU/100 mL	200	283.2	86400	-	1,057,895.1
5439000	8/23/2007	1050	1050	0.2020	212.13	29	0.2458%	Fecal		CFU/100 mL	200	283.2	86400	-	1,038,124.1
5439000	6/5/2002	1040	1040	0.2020	210.11	30	0.2543%	Fecal		CFU/100 mL	200	283.2	86400	-	1,028,238.7
5439000	3/29/2020	1030	1030	0.2020	208.09	31	0.2628%	Fecal		CFU/100 mL	200	283.2	86400	-	1,018,353.2
5439000	8/27/2007	1010	1010	0.2020	204.05	32	0.2712%	Fecal		CFU/100 mL	200	283.2	86400	-	998,582.3
5439000	5/18/2020	999	999	0.2020	201.83	33	0.2797%	Fecal		CFU/100 mL	200	283.2	86400	-	987,708.3
5439000	2/25/2001	992	992	0.2020	200.42	34	0.2882%	Fecal		CFU/100 mL	200	283.2	86400	-	980,788.5
5439000	2/23/1997	968	968	0.2020	195.57	35	0.2967%	Fecal		CFU/100 mL	200	283.2	86400	-	957,063.4
5439000	3/11/2013	956	956	0.2020	193.15	36	0.3051%	Fecal		CFU/100 mL	200	283.2	86400	-	945,200.9
5439000	12/28/2008	932	932	0.2020	188.30	37	0.3136%	Fecal		CFU/100 mL	200	283.2	86400	-	921,475.8
5439000	9/13/2008	930	930	0.2020	187.89	38	0.3221%	Fecal		CFU/100 mL	200	283.2	86400	-	919,498.7
5439000	7/19/1993	921	921	0.2020	186.08	39	0.3306%	Fecal		CFU/100 mL	200	283.2	86400	-	910,601.8
5439000	6/1/2004	921	921	0.2020	186.08	39	0.3306%	Fecal		CFU/100 mL	200	283.2	86400	-	910,601.8
5439000	3/10/2019	912	912	0.2020	184.26	41	0.3475%	Fecal		CFU/100 mL	200	283.2	86400	-	901,704.9
5439000	5/14/2010	901	901	0.2020	182.04	42	0.3560%	Fecal		CFU/100 mL	200	283.2	86400	-	890,830.9
5439000	3/8/2009	899	899	0.2020	181.63	43	0.3645%	Fecal		CFU/100 mL	200	283.2	86400	-	888,853.8
5439000	3/14/2019	894	894	0.2020	180.62	44	0.3729%	Fecal		CFU/100 mL	200	283.2	86400	-	883,911.1
5439000	5/1/2019	888	888	0.2020	179.41	45	0.3814%	Fecal		CFU/100 mL	200	283.2	86400	-	877,979.8
5439000	2/21/2018	887	887	0.2020	179.21	46	0.3899%	Fecal		CFU/100 mL	200	283.2	86400	-	876,991.2
5439000	6/18/2015	875	875	0.2020	176.78	47	0.3984%	Fecal		CFU/100 mL	200	283.2	86400	-	865,128.7
5439000	5/13/2010	873	873	0.2020	176.38	48	0.4068%	Fecal		CFU/100 mL	200	283.2	86400	-	863,151.6
5439000	5/1/2017	863	863	0.2020	174.36	49	0.4153%	Fecal		CFU/100 mL	200	283.2	86400	-	853,266.1
5439000	5/14/2016	852	852	0.2020	172.14	50	0.4238%	Fecal		CFU/100 mL	200	283.2	86400	-	842,392.1
5439000	6/14/1999	849	849	0.2020	171.53	51	0.4323%	Fecal		CFU/100 mL	200	283.2	86400	-	839,426.5
5439000	2/20/2018	849	849	0.2020	171.53	51	0.4323%	Fecal		CFU/100 mL	200	283.2	86400	-	839,426.5
5439000	4/20/2013	846	846	0.2020	170.93	53	0.4492%	Fecal		CFU/100 mL	200	283.2	86400	-	836,460.9
5439000	3/23/1993	845	845	0.2020	170.72	54	0.4577%	Fecal		CFU/100 mL	200	283.2	86400	-	835,472.3
5439000	3/12/2013	843	843	0.2020	170.32	55	0.4662%	Fecal		CFU/100 mL	200	283.2	86400	-	833,495.2
5439000	9/17/2008	836	836	0.2020	168.91	56	0.4747%	Fecal		CFU/100 mL	200	283.2	86400	-	826,575.4
5439000	5/2/2019	826	826	0.2020	166.89	57	0.4831%	Fecal		CFU/100 mL	200	283.2	86400	-	816,690.0
5439000	6/25/1994	825	825	0.2020	166.68	58	0.4916%	Fecal		CFU/100 mL	200	283.2	86400	-	815,701.4
5439000	3/4/1993	824	824	0.2020	166.48	59	0.5001%	Fecal		CFU/100 mL	200	283.2	86400	-	814,712.9
5439000	5/27/1991	820	820	0.2020	165.67	60	0.5086%	Fecal		CFU/100 mL	200	283.2	86400	-	810,758.7
5439000	3/10/2009	819	819	0.2020	165.47	61	0.5170%	Fecal		CFU/100 mL	200	283.2	86400	-	809,770.1
5439000	4/30/2019	818	818	0.2020	165.27	62	0.5255%	Fecal		CFU/100 mL	200	283.2	86400	-	808,781.6
5439000	5/22/2004	811	811	0.2020	163.86	63	0.5340%	Fecal		CFU/100 mL	200	283.2	86400	-	801,861.8
5439000	6/9/1993	803	803	0.2020	162.24	64	0.5425%	Fecal		CFU/100 mL	200	283.2	86400	-	793,953.4
5439000	5/14/2011	798	798	0.2020	161.23	65	0.5509%	Fecal		CFU/100 mL	200	283.2	86400	-	789,010.7
5439000	2/27/2009	791	791	0.2020	159.82	66	0.5594%	Fecal		CFU/100 mL	200	283.2	86400	-	782,090.9
5439000	3/12/2014	790	790	0.2020	159.61	67	0.5679%	Fecal		CFU/100 mL	200	283.2	86400	-	781,102.3
5439000	4/16/1993	788	788	0.2020	159.21	68	0.5764%	Fecal		CFU/100 mL	200	283.2	86400	-	779,125.2
5439000	5/17/2020	777	777	0.2020	156.99	69	0.5848%	Fecal		CFU/100 mL	200	283.2	86400	-	768,251.2
5439000	5/3/2019	768	768	0.2020	155.17	70	0.5933%	Fecal		CFU/100 mL	200	283.2	86400	-	759,354.3
5439000	2/10/2001	766	766	0.2020	154.77	71	0.6018%	Fecal		CFU/100 mL	200	283.2	86400	-	757,377.2
5439000	5/30/1996	760	760	0.2020	153.55	72	0.6103%	Fecal		CFU/100 mL	200	283.2	86400	-	751,446.0
5439000	3/11/2014	756	756	0.2020	152.75	73	0.6187%	Fecal		CFU/100 mL	200	283.2	86400	-	747,491.8
5439000	12/29/2008	754	754	0.2020	152.34	74	0.6272%	Fecal		CFU/100 mL	200	283.2	86400	-	745,514.7
5439000	3/1/1997	753	753	0.2020	152.14	75	0.6357%	Fecal		CFU/100 mL	200	283.2	86400	-	744,526.1
5439000	8/7/1996	751	751	0.2020	151.74	76	0.6442%	Fecal		CFU/100 mL	200	283.2	86400	-	742,549.1
5439000	2/19/1994	750	750	0.2020	151.53	77	0.6527%	Fecal		CFU/100 mL	200	283.2	86400	-	741,560.5
5439000	3/28/2020	747	747	0.2020	150.93	78	0.6611%	Fecal		CFU/100 mL	200	283.2	86400	-	738,594.9
5439000	4/23/1999	741	741	0.2020	149.72	79	0.6696%	Fecal		CFU/100 mL	200	283.2	86400	-	732,663.6
5439000	2/5/1991	740	740	0.2020	149.51	80	0.6781%	Fecal		CFU/100 mL	200	283.2	86400	-	731,675.1
5439000	6/10/2011	739	739	0.2020	149.31	81	0.6866%	Fecal		CFU/100 mL	200	283.2	86400	-	730,686.5
5439000	6/13/2000	736	736	0.2020	148.71	82	0.6950%	Fecal		CFU/100 mL	200	283.2	86400	-	727,720.9
5439000	6/6/2002	732	732	0.2020	147.90	83	0.7035%	Fecal		CFU/100 mL	200	283.2	86400	-	723,766.7
5439000	3/13/2019	728	728	0.2020	147.09	84	0.7120%	Fecal		CFU/100 mL	200	283.2	86400	-	719,812.5
5439000	2/21/1994	726	726	0.2020	146.69	85	0.7205%	Fecal		CFU/100 mL	200	283.2	86400	-	717,835.4
5439000	4/30/2017	725	725	0.2020	146.48	86	0.7289%	Fecal		CFU/100 mL	200	283.2	86400	-	716,846.9
5439000	1/23/1999	721	721	0.2020	145.68	87	0.7374%	Fecal		CFU/100 mL	200	283.2	86400	-	712,892.7
5439000	6/15/2015	721	721	0.2020	145.68	87	0.7374%	Fecal		CFU/100 mL	200	283.2	86400	-	712,892.7
5439000	5/11/2003	714	714	0.2020	144.26	89	0.7544%	Fecal		CFU/100 mL	200	283.2	86400	-	705,972.9
5439000	10/3/2019	714	714	0.2020	144.26	89	0.7544%	Fecal		CFU/100 mL	200	283.2	86400	-	705,972.9
5439000	5/8/1998	713	713	0.2020	144.06	91	0.7713%	Fecal		CFU/100 mL	200	283.2	86400	-	704,984.3
5439000	5/23/2004	710	710	0.2020	143.45	92	0.7798%	Fecal		CFU/100 mL	200	283.2	86400	-	702,018.7
5439000	7/21/1996	705	705	0.2020	142.44	93	0.7883%	Fecal		CFU/100 mL	200	283.2	86400	-	697,076.0
5439000	6/13/1999	704	704	0.2020	142.24	94	0.7967%	Fecal		CFU/100 mL	200	283.2	86400	-	696,087.4
5439000	3/25/1993	702	702	0.2020	141.84	95	0.8052%	Fecal		CFU/100 mL	200	283.2	86400	-	694,110.3
5439000	6/24/1994	701	701	0.2020	141.64	96	0.8137%	Fecal		CFU/100 mL	200	283.2	86400	-	693,121.8
5439000	5/31/2011	701	701	0.2020	141.64	96	0.8137%	Fecal		CFU/100 mL	200	283.2	86400	-	693,121.8
5439000	6/14/2000	700	700	0.2020	141.43	98	0.8306%	Fecal		CFU/100 mL	200	283.2	86400	-	692,133.2
5439000	5/21/2004	698	698	0.2020	141.03	99	0.8391%	Fecal		CFU/100 mL	200	283.2	86400	-	690,156.1
5439000	5/30/2019	698	698	0.2020	141.03	99	0.8391%	Fecal		CFU/100 mL	200	283.2	86400	-	690,156.1
5439000	5/24/1995	697	697	0.2020	140.83	101	0.8561%	Fecal		CFU/100 mL	200	283.2	86400	-	689,167.6
5439000	5/2/2017	694	694	0.2020	140.22	102	0.8646%	Fecal		CFU/100 mL	200	283.2	86400	-	686,202.0
5439000	8/7/2007	684	684	0.2020	138.20	103	0.8730%	Fecal		CFU/100 mL	200	283.2	86400	-	676,316.5
5439000	4/11/2008	684	684	0.2020	138.20	103	0.8730%	Fecal		CFU/100 mL	200	283.2	86400	-	676,316.5
5439000	6/4/2002	683	683	0.2020	138.00	105	0.8900%	Fecal		CFU/100 mL	200	283.2	86400	-	675,328.0
5439000	5/28/1996	678	678	0.2020	136.99	106	0.8985%	Fecal		CFU/100 mL	200	283.2	86400	-	670,385.2
5439000	9/13/2019	676	676	0.2020	136.59	107	0.9069%	Fecal		CFU/100 mL	200	283.2	86400	-	668,408.1
5439000	6/12/2000	669	669	0.2020	135.17	108	0.9154%	Fecal		CFU/100 mL	200	283.2	86400	-	661,488.3
5439000	12/26/2009	668	668	0.2020	134.97	109	0.9239%	Fecal		CFU/100 mL	200	283.2	86400	-	660,499.8
5439000	3/4/2008	666	666	0.2020	134.57	110	0.9324%	Fecal		CFU/100 mL	200	283.2	86400	-	658,522.7
5439000	7/1/2014	666	666	0.2020	134.57	110	0.9324%	Fecal		CFU/100 mL	200	283.2	86400	-	658,522.7
5439000	6/11/2018	665	665	0.2020	134.36	112	0.9493%	Fecal		CFU/100 mL	200	283.2	86400	-	657,534.1
5439000	10/27/2019	662	662	0.2020	133.76	113	0.9578%	Fecal		CFU/100 mL	200	283.2	86400	-	654,568.5
5439000	4/1/1993	657	657	0.2020	132.75	114	0.9663%	Fecal		CFU/100 mL	200	283.2	86400	-	649,625.8
5439000	8/8/2007	652	652	0.2020	131.74	115	0.9747%	Fecal		CFU/100 mL	200	283.2	86400	-	644,683.1
5439000	12/14/2015	646	646	0.2020	130.53	116	0.9832%	Fecal		CFU/100 mL	200	283.2	86400	-	638,751.8
5439000	1/24/1999	643	643	0.2020	129.92	117	0.9917%	Fecal		CFU/100 mL	200	283.2	86400	-	635,786.1
5439000	6/10/2018	642	642	0.2020	129.72	118	1.0002%	Fecal		CFU/100 mL	200	283.2	86400	-	634,797.6
5439000	12/15/2015	639	639	0.2020	129.11	119	1.0086%	Fecal		CFU/100 mL	200	283.2	86400	-	631,832.0
5439000	2/9/2001	636	636	0.2020	128.51	120	1.0171%	Fecal		CFU/100 mL	200	283.2	86400	-	628,866.3
5439000	6/8/1993	634	634	0.2020	128.10	121	1.0256%	Fecal		CFU/100 mL	200	283.2	86400	-	626,889.2
5439000	1/4/1993	633	633	0.2020	127.90	122	1.0341%	Fecal		CFU/100 mL	200	283.2	86400	-	625,900.7
5439000	12/30/2008	626	626	0.2020	126.49	123	1.0425%	Fecal		CFU/100 mL	200	283.2	86400	-	618,980.9
5439000	12/25/2009	625	625	0.2020	126.28	124	1.0510%	Fecal		CFU/100 mL	200	283.2	86400	-	617,992.3
5439000	7/20/2007	621	621	0.2020	125.48	125	1.0595%	Fecal		CFU/100 mL	200	283.2	86400	-	614,038.1

Gage ID	Date	Discharge (CFS)	Gage Discharge (less Surrogate NPDES) (CFS)	Watershed Area Ratio	Calculated flow (CFS)	Rank	Flow Exceedance %	Parameter	Results	Units (mg or micro_gram	Limit/Standard	100mL/CF	sec/day	Actual Load (million colonies/day)	Allowable Load (million colonies/day)
5439000	6/2/1999	620	620	0.2020	125.27	126	1.0680%	Fecal		CFU/100 mL	200	283.2	86400	-	613,049.6
5439000	10/31/2009	620	620	0.2020	125.27	126	1.0680%	Fecal		CFU/100 mL	200	283.2	86400	-	613,049.6
5439000	5/31/2019	619	619	0.2020	125.07	128	1.0849%	Fecal		CFU/100 mL	200	283.2	86400	-	612,061.1
5439000	3/15/2019	618	618	0.2020	124.87	129	1.0934%	Fecal		CFU/100 mL	200	283.2	86400	-	611,072.5
5439000	4/29/2019	614	614	0.2020	124.06	130	1.1019%	Fecal		CFU/100 mL	200	283.2	86400	-	607,118.3
5439000	3/11/1990	612	612	0.2020	123.66	131	1.1104%	Fecal		CFU/100 mL	200	283.2	86400	-	605,141.2
5439000	5/19/2020	610	610	0.2020	123.25	132	1.1188%	Fecal		CFU/100 mL	200	283.2	86400	-	603,164.1
5439000	3/30/2020	609	609	0.2020	123.05	133	1.1273%	Fecal		CFU/100 mL	200	283.2	86400	-	602,175.6
5439000	5/12/2002	608	608	0.2020	122.85	134	1.1358%	Fecal		CFU/100 mL	200	283.2	86400	-	601,187.1
5439000	3/13/2014	605	605	0.2020	122.24	135	1.1443%	Fecal		CFU/100 mL	200	283.2	86400	-	598,221.4
5439000	3/31/2017	603	603	0.2020	121.84	136	1.1527%	Fecal		CFU/100 mL	200	283.2	86400	-	596,244.3
5439000	6/18/1996	600	600	0.2020	121.23	137	1.1612%	Fecal		CFU/100 mL	200	283.2	86400	-	593,278.7
5439000	3/11/2009	598	598	0.2020	120.83	138	1.1697%	Fecal		CFU/100 mL	200	283.2	86400	-	591,301.6
5439000	3/12/1990	594	594	0.2020	120.02	139	1.1782%	Fecal		CFU/100 mL	200	283.2	86400	-	587,347.4
5439000	2/26/2001	593	593	0.2020	119.82	140	1.1866%	Fecal		CFU/100 mL	200	283.2	86400	-	586,358.9
5439000	11/28/1990	592	592	0.2020	119.62	141	1.1951%	Fecal		CFU/100 mL	200	283.2	86400	-	585,370.3
5439000	9/14/2019	583	583	0.2020	117.80	142	1.2036%	Fecal		CFU/100 mL	200	283.2	86400	-	576,473.4
5439000	8/28/2007	582	582	0.2020	117.60	143	1.2121%	Fecal		CFU/100 mL	200	283.2	86400	-	575,484.9
5439000	6/30/2013	580	580	0.2020	117.19	144	1.2205%	Fecal		CFU/100 mL	200	283.2	86400	-	573,507.8
5439000	3/15/2014	577	577	0.2020	116.59	145	1.2290%	Fecal		CFU/100 mL	200	283.2	86400	-	570,542.1
5439000	5/9/2019	575	575	0.2020	116.18	146	1.2375%	Fecal		CFU/100 mL	200	283.2	86400	-	568,565.1
5439000	3/3/1993	574	574	0.2020	115.98	147	1.2460%	Fecal		CFU/100 mL	200	283.2	86400	-	567,576.5
5439000	9/29/2019	574	574	0.2020	115.98	147	1.2460%	Fecal		CFU/100 mL	200	283.2	86400	-	567,576.5
5439000	12/2/2018	573	573	0.2020	115.78	149	1.2629%	Fecal		CFU/100 mL	200	283.2	86400	-	566,588.0
5439000	5/29/2011	571	571	0.2020	115.38	150	1.2714%	Fecal		CFU/100 mL	200	283.2	86400	-	564,610.9
5439000	7/19/2007	570	570	0.2020	115.17	151	1.2799%	Fecal		CFU/100 mL	200	283.2	86400	-	563,622.3
5439000	6/15/2000	567	567	0.2020	114.57	152	1.2884%	Fecal		CFU/100 mL	200	283.2	86400	-	560,656.7
5439000	7/2/2014	566	566	0.2020	114.37	153	1.2968%	Fecal		CFU/100 mL	200	283.2	86400	-	559,668.1
5439000	2/24/2019	562	562	0.2020	113.56	154	1.3053%	Fecal		CFU/100 mL	200	283.2	86400	-	555,714.0
5439000	3/2/2007	561	561	0.2020	113.36	155	1.3138%	Fecal		CFU/100 mL	200	283.2	86400	-	554,725.4
5439000	3/13/2013	561	561	0.2020	113.36	155	1.3138%	Fecal		CFU/100 mL	200	283.2	86400	-	554,725.4
5439000	12/27/2008	559	559	0.2020	112.95	157	1.3307%	Fecal		CFU/100 mL	200	283.2	86400	-	552,748.3
5439000	6/14/1993	558	558	0.2020	112.75	158	1.3392%	Fecal		CFU/100 mL	200	283.2	86400	-	551,759.8
5439000	5/29/2019	557	557	0.2020	112.55	159	1.3477%	Fecal		CFU/100 mL	200	283.2	86400	-	550,771.2
5439000	4/17/1993	555	555	0.2020	112.14	160	1.3562%	Fecal		CFU/100 mL	200	283.2	86400	-	548,794.1
5439000	5/15/2011	555	555	0.2020	112.14	160	1.3562%	Fecal		CFU/100 mL	200	283.2	86400	-	548,794.1
5439000	5/15/2016	555	555	0.2020	112.14	160	1.3562%	Fecal		CFU/100 mL	200	283.2	86400	-	548,794.1
5439000	6/11/2011	550	550	0.2020	111.13	163	1.3816%	Fecal		CFU/100 mL	200	283.2	86400	-	543,851.4
5439000	4/16/1998	548	548	0.2020	110.73	164	1.3901%	Fecal		CFU/100 mL	200	283.2	86400	-	541,874.3
5439000	6/9/2011	547	547	0.2020	110.53	165	1.3985%	Fecal		CFU/100 mL	200	283.2	86400	-	540,885.8
5439000	9/23/2019	547	547	0.2020	110.53	165	1.3985%	Fecal	4350	CFU/100 mL	200	283.2	86400	11,764,266	540,885.8
5439000	9/26/1993	542	542	0.2020	109.52	167	1.4155%	Fecal		CFU/100 mL	200	283.2	86400	-	535,943.1
5439000	5/13/1999	542	542	0.2020	109.52	167	1.4155%	Fecal		CFU/100 mL	200	283.2	86400	-	535,943.1
5439000	3/10/2021	540	540	0.2020	109.11	169	1.4324%	Fecal		CFU/100 mL	200	283.2	86400	-	533,966.0
5439000	11/6/1994	538	538	0.2020	108.71	170	1.4409%	Fecal		CFU/100 mL	200	283.2	86400	-	531,988.9
5439000	6/2/2004	538	538	0.2020	108.71	170	1.4409%	Fecal		CFU/100 mL	200	283.2	86400	-	531,988.9
5439000	3/12/2015	537	537	0.2020	108.51	172	1.4579%	Fecal		CFU/100 mL	200	283.2	86400	-	531,000.3
5439000	6/20/1993	535	535	0.2020	108.10	173	1.4664%	Fecal		CFU/100 mL	200	283.2	86400	-	529,023.2
5439000	5/13/2002	535	535	0.2020	108.10	173	1.4664%	Fecal		CFU/100 mL	200	283.2	86400	-	529,023.2
5439000	3/7/1994	534	534	0.2020	107.90	175	1.4833%	Fecal		CFU/100 mL	200	283.2	86400	-	528,034.7
5439000	5/28/1995	534	534	0.2020	107.90	175	1.4833%	Fecal		CFU/100 mL	200	283.2	86400	-	528,034.7
5439000	3/9/2021	530	530	0.2020	107.09	177	1.5003%	Fecal		CFU/100 mL	200	283.2	86400	-	524,080.5
5439000	10/28/2019	526	526	0.2020	106.28	178	1.5087%	Fecal		CFU/100 mL	200	283.2	86400	-	520,126.3
5439000	3/16/2014	524	524	0.2020	105.88	179	1.5172%	Fecal		CFU/100 mL	200	283.2	86400	-	518,149.2
5439000	6/2/1996	522	522	0.2020	105.48	180	1.5257%	Fecal		CFU/100 mL	200	283.2	86400	-	516,172.1
5439000	4/21/2013	520	520	0.2020	105.07	181	1.5342%	Fecal		CFU/100 mL	200	283.2	86400	-	514,195.1
5439000	3/10/1990	515	515	0.2020	104.06	182	1.5426%	Fecal		CFU/100 mL	200	283.2	86400	-	509,252.3
5439000	2/27/1997	513	513	0.2020	103.66	183	1.5511%	Fecal		CFU/100 mL	200	283.2	86400	-	507,275.2
5439000	6/19/2015	513	513	0.2020	103.66	183	1.5511%	Fecal		CFU/100 mL	200	283.2	86400	-	507,275.2
5439000	3/11/2010	511	511	0.2020	103.25	185	1.5681%	Fecal		CFU/100 mL	200	283.2	86400	-	505,298.1
5439000	5/30/2004	510	510	0.2020	103.05	186	1.5765%	Fecal		CFU/100 mL	200	283.2	86400	-	504,309.6
5439000	1/5/1993	509	509	0.2020	102.85	187	1.5850%	Fecal		CFU/100 mL	200	283.2	86400	-	503,321.1
5439000	3/10/2007	509	509	0.2020	102.85	187	1.5850%	Fecal		CFU/100 mL	200	283.2	86400	-	503,321.1
5439000	5/11/2017	509	509	0.2020	102.85	187	1.5850%	Fecal		CFU/100 mL	200	283.2	86400	-	503,321.1
5439000	4/24/1999	507	507	0.2020	102.45	190	1.6104%	Fecal		CFU/100 mL	200	283.2	86400	-	501,344.0
5439000	12/31/2008	504	504	0.2020	101.84	191	1.6189%	Fecal		CFU/100 mL	200	283.2	86400	-	498,378.3
5439000	3/18/1991	502	502	0.2020	101.44	192	1.6274%	Fecal		CFU/100 mL	200	283.2	86400	-	496,401.2
5439000	2/11/2001	500	500	0.2020	101.03	193	1.6359%	Fecal		CFU/100 mL	200	283.2	86400	-	494,424.1
5439000	5/12/2008	499	499	0.2020	100.83	194	1.6443%	Fecal		CFU/100 mL	200	283.2	86400	-	493,435.6
5439000	9/18/2008	499	499	0.2020	100.83	194	1.6443%	Fecal		CFU/100 mL	200	283.2	86400	-	493,435.6
5439000	4/6/2017	499	499	0.2020	100.83	194	1.6443%	Fecal		CFU/100 mL	200	283.2	86400	-	493,435.6
5439000	5/9/1998	498	498	0.2020	100.63	197	1.6698%	Fecal		CFU/100 mL	200	283.2	86400	-	492,447.1
5439000	8/20/2007	495	495	0.2020	100.02	198	1.6783%	Fecal		CFU/100 mL	200	283.2	86400	-	489,481.4
5439000	10/30/2009	491	491	0.2020	99.21	199	1.6867%	Fecal		CFU/100 mL	200	283.2	86400	-	485,527.2
5439000	6/23/2018	491	491	0.2020	99.21	199	1.6867%	Fecal		CFU/100 mL	200	283.2	86400	-	485,527.2
5439000	10/4/2019	491	491	0.2020	99.21	199	1.6867%	Fecal		CFU/100 mL	200	283.2	86400	-	485,527.2
5439000	5/4/2019	490	490	0.2020	99.01	202	1.7122%	Fecal		CFU/100 mL	200	283.2	86400	-	484,538.7
5439000	7/13/2008	488	488	0.2020	98.61	203	1.7206%	Fecal		CFU/100 mL	200	283.2	86400	-	482,561.6
5439000	3/12/2010	488	488	0.2020	98.61	203	1.7206%	Fecal		CFU/100 mL	200	283.2	86400	-	482,561.6
5439000	3/2/1997	486	486	0.2020	98.20	205	1.7376%	Fecal		CFU/100 mL	200	283.2	86400	-	480,584.5
5439000	12/27/2009	486	486	0.2020	98.20	205	1.7376%	Fecal		CFU/100 mL	200	283.2	86400	-	480,584.5
5439000	6/22/2018	486	486	0.2020	98.20	205	1.7376%	Fecal		CFU/100 mL	200	283.2	86400	-	480,584.5
5439000	12/29/2015	485	485	0.2020	98.00	208	1.7630%	Fecal		CFU/100 mL	200	283.2	86400	-	479,596.0
5439000	5/15/2018	483	483	0.2020	97.60	209	1.7715%	Fecal		CFU/100 mL	200	283.2	86400	-	477,618.9
5439000	6/26/1994	482	482	0.2020	97.40	210	1.7800%	Fecal		CFU/100 mL	200	283.2	86400	-	476,630.3
5439000	4/12/2008	482	482	0.2020	97.40	210	1.7800%	Fecal		CFU/100 mL	200	283.2	86400	-	476,630.3
5439000	9/30/2019	482	482	0.2020	97.40	210	1.7800%	Fecal	6490	CFU/100 mL	200	283.2	86400	15,466,654	476,630.3
5439000	6/29/2021	482	482	0.2020	97.40	210	1.7800%	Fecal		CFU/100 mL	200	283.2	86400	-	476,630.3
5439000	11/18/2015	479	479	0.2020	96.79	214	1.8139%	Fecal		CFU/100 mL	200	283.2	86400	-	473,664.7
5439000	12/3/2018	479	479	0.2020	96.79	214	1.8139%	Fecal		CFU/100 mL	200	283.2	86400	-	473,664.7
5439000	4/30/2020	479	479	0.2020	96.79	214	1.8139%	Fecal		CFU/100 mL	200	283.2	86400	-	473,664.7
5439000	3/9/1990	476	476	0.2020	96.18	217	1.8393%	Fecal		CFU/100 mL	200	283.2	86400	-	470,699.1
5439000	6/10/1993	474	474	0.2020	95.78	218	1.8478%	Fecal		CFU/100 mL	200	283.2	86400	-	468,722.0
5439000	5/15/2010	474	474	0.2020	95.78	218	1.8478%	Fecal		CFU/100 mL	200	283.2	86400	-	468,722.0
5439000	6/27/2018	472	472	0.2020	95.38	220	1.8647%	Fecal		CFU/100 mL	200	283.2	86400	-	466,744.9
5439000	1/14/1995	470	470	0.2020	94.97	221	1.8732%	Fecal		CFU/100 mL	200	283.2	86400	-	464,767.8
5439000	4/15/1993	469	469	0.2020	94.77	222	1.8817%	Fecal		CFU/100 mL	200	283.2	86400	-	463,779.2
5439000	6/24/1996	468	468	0.2020	94.57	223	1.8902%	Fecal		CFU/100 mL	200	283.2	86400	-	462,790.7
5439000	5/23/1995	467	467	0.2020	94.37	224	1.8986%	Fecal		CFU/100 mL	200	283.2	86400	-	461,802.1
5439000	7/12/2008	465	465	0.2020	93.96	225	1.9071%	Fecal		CFU/100 mL	200	283.2	86400	-	459,825.1
5439000	9/15/2019	464	464	0.2020	93.76	226	1.9156%	Fecal		CFU/100 mL	200	283.2	86400	-	458,836.5
5439000	3/14/2014	463	463	0.2020	93.56	227	1.9241%	Fecal		CFU/100 mL	200	283.2	86400	-	457,848.0
5439000	2/28/1997	462	462	0.2020	93.36	228	1.9325%	Fecal		CFU/100 mL	200	283.2	86400	-	456,859.4
5439000	2/22/2018	460	460	0.2020	92.95	229	1.9410%	Fecal		CFU/100 mL	200	283.2	86400	-	454,882.3
5439000	6/15/1993	458	458	0.2020	92.55	230	1.9495%	Fecal		CFU/100 mL	200	283.2	86400	-	452,905.2
5439000	5/12/2003	457	457	0.2020	92.35	231	1.9580%	Fecal		CFU/100 mL	200	283.2	86400	-	451,916.7
5439000	4/2/1993	456	456	0.2020	92.14	232	1.9664%	Fecal		CFU/100 mL	200	283.2	86400	-	450,928.1
5439000	5/31/1996	456	456	0.2020	92.14	232	1.9664%	Fecal		CFU/100 mL	200	283.2	86400	-	450,928.1
5439000	12/15/2011	452	452	0.2020	91.34	234	1.9834%	Fecal		CFU/100 mL	200	283.2	86400	-	446,974.0
5439000	2/18/2008	448	448	0.2020	90.53	235	1.9919%	Fecal		CFU/100 mL	200	283.2	86400	-	443,019.8
5439000	4/1/2009	447	447	0.2020	90.33	236	2.0003%	Fecal		CFU/100 mL	200	283.2	86400	-	442,031.2
5439000	1/17/2017	447	447	0.2020	90.33	236	2.0003%	Fecal		CFU/100 mL	200	283.2	86400	-	442,031.2
5439000	12/31/1992	446	446	0.2020	90.12	238	2.0173%	Fecal		CFU/100 mL	200	283.2	86400	-	441,042.7
5439000	5/3/2017	444	444	0.2020	89.72	239	2.0258%	Fecal		CFU/100 mL	200	283.2	86400	-	439,065.6
5439000	9/16/2019	444	444	0.2020	89.72	239	2.0258%	Fecal	384	CFU/100 mL	200	283.2	86400	843,006	439,065.6
5439000	3/13/2015	440	440	0.2020	88.91	241	2.0427%	Fecal		CFU/100 mL	200	283.2	86400	-	435,111.4
5439000	5/25/1991	436	436	0.2020	88.10	242	2.0512%	Fecal		CFU/100 mL	200	283.2	86400	-	431,157.2
5439000	3/26/1993	436	436	0.2020	88.10	242	2.0512%	Fecal		CFU/100 mL	200	283.2	86400	-	431,157.2
5439000	3/13/2010	436	436	0.2020	88.10	242	2.0512%	Fecal		CFU/100 mL	200	283.2	86400	-	431,157.2
5439000	6/7/2002	434	434	0.2020	87.70	245	2.0766%	Fecal		CFU/100 mL	200	283.2	86400	-	429,180.1
5439000	6/23/2013	434	434	0.2020	87.70	245	2.0766%	Fecal		CFU/100 mL	200	283.2	86400	-	429,180.1
5439000	7/22/2017	434	434	0.2020	87.70	245	2.0766%	Fecal		CFU/100 mL	200	283.2	86400	-	429,180.1
5439000	3/13/1990	433	433	0.2020	87.50	248	2.1021%	Fecal		CFU/100 mL	200	283.2	86400	-	428,191.6
5439000	2/8/2009	433	433	0.2020	87.50	248	2.1021%	Fecal		CFU/100 mL	200	283.2	86400	-	428,191.6
5439000	5/10/2019	432	432	0.2020	87.30	250	2.1190%	Fecal		CFU/100 mL	200	283.2	86400	-	427,203.1

Gage ID	Date	Discharge (CFS)	Gage Discharge (less Surrogate NPDES) (CFS)	Watershed Area Ratio	Calculated flow (CFS)	Rank	Flow Exceedance %	Parameter	Results	Units (mg or micro_gram	Limit/Standard	100mL/CF	sec/day	Actual Load (million colonies/day)	Allowable Load (million colonies/day)
5439000	6/20/2014	431	431	0.2020	87.09	251	2.1275%	Fecal		CFU/100 mL	200	283.2	86400	-	426,214.5
5439000	5/23/2019	431	431	0.2020	87.09	251	2.1275%	Fecal		CFU/100 mL	200	283.2	86400	-	426,214.5
5439000	5/15/2004	428	428	0.2020	86.49	253	2.1444%	Fecal		CFU/100 mL	200	283.2	86400	-	423,248.9
5439000	4/20/1993	427	427	0.2020	86.29	254	2.1529%	Fecal		CFU/100 mL	200	283.2	86400	-	422,260.3
5439000	8/21/2007	426	426	0.2020	86.08	255	2.1614%	Fecal		CFU/100 mL	200	283.2	86400	-	421,271.8
5439000	3/13/2008	426	426	0.2020	86.08	255	2.1614%	Fecal		CFU/100 mL	200	283.2	86400	-	421,271.8
5439000	5/26/2011	426	426	0.2020	86.08	255	2.1614%	Fecal		CFU/100 mL	200	283.2	86400	-	421,271.8
5439000	11/27/2015	426	426	0.2020	86.08	255	2.1614%	Fecal		CFU/100 mL	200	283.2	86400	-	421,271.8
5439000	1/25/1999	424	424	0.2020	85.68	259	2.1953%	Fecal		CFU/100 mL	200	283.2	86400	-	419,294.7
5439000	1/25/2010	422	422	0.2020	85.28	260	2.2038%	Fecal		CFU/100 mL	200	283.2	86400	-	417,317.6
5439000	5/25/1995	421	421	0.2020	85.07	261	2.2122%	Fecal		CFU/100 mL	200	283.2	86400	-	416,329.1
5439000	4/9/1993	420	420	0.2020	84.87	262	2.2207%	Fecal		CFU/100 mL	200	283.2	86400	-	415,340.5
5439000	5/24/2004	420	420	0.2020	84.87	262	2.2207%	Fecal		CFU/100 mL	200	283.2	86400	-	415,340.5
5439000	6/22/2014	420	420	0.2020	84.87	262	2.2207%	Fecal		CFU/100 mL	200	283.2	86400	-	415,340.5
5439000	3/11/2007	419	419	0.2020	84.67	265	2.2461%	Fecal		CFU/100 mL	200	283.2	86400	-	414,352.0
5439000	3/31/2009	419	419	0.2020	84.67	265	2.2461%	Fecal		CFU/100 mL	200	283.2	86400	-	414,352.0
5439000	6/25/2013	419	419	0.2020	84.67	265	2.2461%	Fecal		CFU/100 mL	200	283.2	86400	-	414,352.0
5439000	3/14/1990	418	418	0.2020	84.47	268	2.2716%	Fecal		CFU/100 mL	200	283.2	86400	-	413,363.4
5439000	5/10/1990	418	418	0.2020	84.47	268	2.2716%	Fecal		CFU/100 mL	200	283.2	86400	-	413,363.4
5439000	7/29/1996	418	418	0.2020	84.47	268	2.2716%	Fecal		CFU/100 mL	200	283.2	86400	-	413,363.4
5439000	6/8/2009	418	418	0.2020	84.47	268	2.2716%	Fecal		CFU/100 mL	200	283.2	86400	-	413,363.4
5439000	10/15/2017	418	418	0.2020	84.47	268	2.2716%	Fecal		CFU/100 mL	200	283.2	86400	-	413,363.4
5439000	3/8/2021	418	418	0.2020	84.47	268	2.2716%	Fecal		CFU/100 mL	200	283.2	86400	-	413,363.4
5439000	6/14/2015	417	417	0.2020	84.27	274	2.3224%	Fecal		CFU/100 mL	200	283.2	86400	-	412,374.9
5439000	5/28/1991	416	416	0.2020	84.06	275	2.3309%	Fecal		CFU/100 mL	200	283.2	86400	-	411,386.3
5439000	8/29/2007	415	415	0.2020	83.86	276	2.3394%	Fecal		CFU/100 mL	200	283.2	86400	-	410,397.8
5439000	6/12/1998	413	413	0.2020	83.46	277	2.3479%	Fecal		CFU/100 mL	200	283.2	86400	-	408,420.7
5439000	4/1/2017	412	412	0.2020	83.26	278	2.3563%	Fecal		CFU/100 mL	200	283.2	86400	-	407,432.1
5439000	11/11/1995	411	411	0.2020	83.05	279	2.3648%	Fecal		CFU/100 mL	200	283.2	86400	-	406,443.6
5439000	10/18/1998	411	411	0.2020	83.05	279	2.3648%	Fecal		CFU/100 mL	200	283.2	86400	-	406,443.6
5439000	5/11/2008	411	411	0.2020	83.05	279	2.3648%	Fecal		CFU/100 mL	200	283.2	86400	-	406,443.6
5439000	3/10/2010	410	410	0.2020	82.85	282	2.3902%	Fecal		CFU/100 mL	200	283.2	86400	-	405,455.1
5439000	3/6/1993	408	408	0.2020	82.45	283	2.3987%	Fecal		CFU/100 mL	200	283.2	86400	-	403,478.0
5439000	3/31/1993	408	408	0.2020	82.45	283	2.3987%	Fecal		CFU/100 mL	200	283.2	86400	-	403,478.0
5439000	6/26/2013	408	408	0.2020	82.45	283	2.3987%	Fecal		CFU/100 mL	200	283.2	86400	-	403,478.0
5439000	3/27/1991	407	407	0.2020	82.25	286	2.4241%	Fecal		CFU/100 mL	200	283.2	86400	-	402,489.4
5439000	11/7/1994	407	407	0.2020	82.25	286	2.4241%	Fecal		CFU/100 mL	200	283.2	86400	-	402,489.4
5439000	5/5/2015	407	407	0.2020	82.25	286	2.4241%	Fecal		CFU/100 mL	200	283.2	86400	-	402,489.4
5439000	6/3/1996	406	406	0.2020	82.04	289	2.4496%	Fecal		CFU/100 mL	200	283.2	86400	-	401,500.9
5439000	6/7/1996	406	406	0.2020	82.04	289	2.4496%	Fecal		CFU/100 mL	200	283.2	86400	-	401,500.9
5439000	7/20/1993	405	405	0.2020	81.84	291	2.4665%	Fecal		CFU/100 mL	200	283.2	86400	-	400,512.3
5439000	6/3/1995	404	404	0.2020	81.64	292	2.4750%	Fecal		CFU/100 mL	200	283.2	86400	-	399,523.8
5439000	7/22/1996	404	404	0.2020	81.64	292	2.4750%	Fecal		CFU/100 mL	200	283.2	86400	-	399,523.8
5439000	4/15/1991	403	403	0.2020	81.44	294	2.4919%	Fecal		CFU/100 mL	200	283.2	86400	-	398,535.2
5439000	3/25/2009	403	403	0.2020	81.44	294	2.4919%	Fecal		CFU/100 mL	200	283.2	86400	-	398,535.2
5439000	12/30/2015	402	402	0.2020	81.24	296	2.5089%	Fecal		CFU/100 mL	200	283.2	86400	-	397,546.7
5439000	12/24/2015	401	401	0.2020	81.03	297	2.5174%	Fecal		CFU/100 mL	200	283.2	86400	-	396,558.1
5439000	7/18/1993	400	400	0.2020	80.83	298	2.5259%	Fecal		CFU/100 mL	200	283.2	86400	-	395,569.6
5439000	2/24/2000	400	400	0.2020	80.83	298	2.5259%	Fecal		CFU/100 mL	200	283.2	86400	-	395,569.6
5439000	4/21/2000	400	400	0.2020	80.83	298	2.5259%	Fecal		CFU/100 mL	200	283.2	86400	-	395,569.6
5439000	1/8/2008	400	400	0.2020	80.83	298	2.5259%	Fecal		CFU/100 mL	200	283.2	86400	-	395,569.6
5439000	2/18/2011	400	400	0.2020	80.83	298	2.5259%	Fecal		CFU/100 mL	200	283.2	86400	-	395,569.6
5439000	6/22/2013	400	400	0.2020	80.83	298	2.5259%	Fecal		CFU/100 mL	200	283.2	86400	-	395,569.6
5439000	2/10/2009	397	397	0.2020	80.23	304	2.5767%	Fecal		CFU/100 mL	200	283.2	86400	-	392,604.0
5439000	12/16/2015	397	397	0.2020	80.23	304	2.5767%	Fecal		CFU/100 mL	200	283.2	86400	-	392,604.0
5439000	3/5/1993	396	396	0.2020	80.02	306	2.5937%	Fecal		CFU/100 mL	200	283.2	86400	-	391,615.4
5439000	4/3/1993	396	396	0.2020	80.02	306	2.5937%	Fecal		CFU/100 mL	200	283.2	86400	-	391,615.4
5439000	7/23/2017	395	395	0.2020	79.82	308	2.6106%	Fecal		CFU/100 mL	200	283.2	86400	-	390,626.9
5439000	3/11/2021	395	395	0.2020	79.82	308	2.6106%	Fecal		CFU/100 mL	200	283.2	86400	-	390,626.9
5439000	4/17/1998	394	394	0.2020	79.62	310	2.6276%	Fecal		CFU/100 mL	200	283.2	86400	-	389,638.3
5439000	3/6/1994	392	392	0.2020	79.22	311	2.6360%	Fecal		CFU/100 mL	200	283.2	86400	-	387,661.2
5439000	7/3/2014	392	392	0.2020	79.22	311	2.6360%	Fecal		CFU/100 mL	200	283.2	86400	-	387,661.2
5439000	12/23/2007	391	391	0.2020	79.01	313	2.6530%	Fecal		CFU/100 mL	200	283.2	86400	-	386,672.7
5439000	5/10/1995	390	390	0.2020	78.81	314	2.6615%	Fecal		CFU/100 mL	200	283.2	86400	-	385,684.1
5439000	5/9/2003	390	390	0.2020	78.81	314	2.6615%	Fecal		CFU/100 mL	200	283.2	86400	-	385,684.1
5439000	3/15/1990	389	389	0.2020	78.61	316	2.6784%	Fecal		CFU/100 mL	200	283.2	86400	-	384,695.6
5439000	1/22/1999	389	389	0.2020	78.61	316	2.6784%	Fecal		CFU/100 mL	200	283.2	86400	-	384,695.6
5439000	11/1/2009	388	388	0.2020	78.41	318	2.6954%	Fecal		CFU/100 mL	200	283.2	86400	-	383,707.1
5439000	3/14/2010	388	388	0.2020	78.41	318	2.6954%	Fecal		CFU/100 mL	200	283.2	86400	-	383,707.1
5439000	2/7/2019	388	388	0.2020	78.41	318	2.6954%	Fecal		CFU/100 mL	200	283.2	86400	-	383,707.1
5439000	2/12/2009	387	387	0.2020	78.21	321	2.7208%	Fecal		CFU/100 mL	200	283.2	86400	-	382,718.5
5439000	9/28/2019	387	387	0.2020	78.21	321	2.7208%	Fecal		CFU/100 mL	200	283.2	86400	-	382,718.5
5439000	4/18/1993	386	386	0.2020	78.00	323	2.7378%	Fecal		CFU/100 mL	200	283.2	86400	-	381,730.0
5439000	5/12/1999	386	386	0.2020	78.00	323	2.7378%	Fecal		CFU/100 mL	200	283.2	86400	-	381,730.0
5439000	3/22/2007	386	386	0.2020	78.00	323	2.7378%	Fecal		CFU/100 mL	200	283.2	86400	-	381,730.0
5439000	4/10/2008	386	386	0.2020	78.00	323	2.7378%	Fecal		CFU/100 mL	200	283.2	86400	-	381,730.0
5439000	5/6/2015	385	385	0.2020	77.80	327	2.7717%	Fecal		CFU/100 mL	200	283.2	86400	-	380,741.4
5439000	6/1/2011	383	383	0.2020	77.40	328	2.7801%	Fecal		CFU/100 mL	200	283.2	86400	-	378,764.3
5439000	6/19/1996	382	382	0.2020	77.20	329	2.7886%	Fecal		CFU/100 mL	200	283.2	86400	-	377,775.8
5439000	6/24/2013	382	382	0.2020	77.20	329	2.7886%	Fecal		CFU/100 mL	200	283.2	86400	-	377,775.8
5439000	3/19/1991	379	379	0.2020	76.59	331	2.8056%	Fecal		CFU/100 mL	200	283.2	86400	-	374,810.1
5439000	8/9/2007	379	379	0.2020	76.59	331	2.8056%	Fecal		CFU/100 mL	200	283.2	86400	-	374,810.1
5439000	2/24/1997	378	378	0.2020	76.39	333	2.8225%	Fecal		CFU/100 mL	200	283.2	86400	-	373,821.6
5439000	1/7/2008	377	377	0.2020	76.19	334	2.8310%	Fecal		CFU/100 mL	200	283.2	86400	-	372,833.1
5439000	1/9/2008	377	377	0.2020	76.19	334	2.8310%	Fecal		CFU/100 mL	200	283.2	86400	-	372,833.1
5439000	6/12/2018	377	377	0.2020	76.19	334	2.8310%	Fecal		CFU/100 mL	200	283.2	86400	-	372,833.1
5439000	9/27/1993	376	376	0.2020	75.98	337	2.8564%	Fecal		CFU/100 mL	200	283.2	86400	-	371,844.5
5439000	6/1/1996	375	375	0.2020	75.78	338	2.8649%	Fecal		CFU/100 mL	200	283.2	86400	-	370,856.0
5439000	11/29/1990	374	374	0.2020	75.58	339	2.8734%	Fecal		CFU/100 mL	200	283.2	86400	-	369,867.4
5439000	5/16/2016	374	374	0.2020	75.58	339	2.8734%	Fecal		CFU/100 mL	200	283.2	86400	-	369,867.4
5439000	3/28/1991	373	373	0.2020	75.38	341	2.8903%	Fecal		CFU/100 mL	200	283.2	86400	-	368,878.9
5439000	12/17/1992	372	372	0.2020	75.18	342	2.8988%	Fecal		CFU/100 mL	200	283.2	86400	-	367,890.3
5439000	2/27/2001	372	372	0.2020	75.18	342	2.8988%	Fecal		CFU/100 mL	200	283.2	86400	-	367,890.3
5439000	4/20/2011	372	372	0.2020	75.18	342	2.8988%	Fecal		CFU/100 mL	200	283.2	86400	-	367,890.3
5439000	6/21/2014	372	372	0.2020	75.18	342	2.8988%	Fecal		CFU/100 mL	200	283.2	86400	-	367,890.3
5439000	5/20/2020	372	372	0.2020	75.18	342	2.8988%	Fecal		CFU/100 mL	200	283.2	86400	-	367,890.3
5439000	4/20/2000	371	371	0.2020	74.97	347	2.9412%	Fecal		CFU/100 mL	200	283.2	86400	-	366,901.8
5439000	7/21/2007	371	371	0.2020	74.97	347	2.9412%	Fecal		CFU/100 mL	200	283.2	86400	-	366,901.8
5439000	2/11/2009	370	370	0.2020	74.77	349	2.9581%	Fecal		CFU/100 mL	200	283.2	86400	-	365,913.2
5439000	5/14/2004	369	369	0.2020	74.57	350	2.9666%	Fecal		CFU/100 mL	200	283.2	86400	-	364,924.7
5439000	4/22/2013	369	369	0.2020	74.57	350	2.9666%	Fecal		CFU/100 mL	200	283.2	86400	-	364,924.7
5439000	6/27/2013	369	369	0.2020	74.57	350	2.9666%	Fecal		CFU/100 mL	200	283.2	86400	-	364,924.7
5439000	3/30/2009	366	366	0.2020	73.96	353	2.9920%	Fecal		CFU/100 mL	200	283.2	86400	-	361,959.1
5439000	5/1/2009	366	366	0.2020	73.96	353	2.9920%	Fecal		CFU/100 mL	200	283.2	86400	-	361,959.1
5439000	11/19/2015	366	366	0.2020	73.96	353	2.9920%	Fecal		CFU/100 mL	200	283.2	86400	-	361,959.1
5439000	6/1/2019	366	366	0.2020	73.96	353	2.9920%	Fecal		CFU/100 mL	200	283.2	86400	-	361,959.1
5439000	4/21/1998	364	364	0.2020	73.56	357	3.0259%	Fecal		CFU/100 mL	200	283.2	86400	-	359,982.0
5439000	6/12/2011	364	364	0.2020	73.56	357	3.0259%	Fecal		CFU/100 mL	200	283.2	86400	-	359,982.0
5439000	9/24/2019	364	364	0.2020	73.56	357	3.0259%	Fecal		CFU/100 mL	200	283.2	86400	-	359,982.0
5439000	4/1/2008	362	362	0.2020	73.16	360	3.0514%	Fecal		CFU/100 mL	200	283.2	86400	-	358,004.9
5439000	2/6/2019	361	361	0.2020	72.95	361	3.0598%	Fecal		CFU/100 mL	200	283.2	86400	-	357,016.3
5439000	9/22/2019	361	361	0.2020	72.95	361	3.0598%	Fecal		CFU/100 mL	200	283.2	86400	-	357,016.3
5439000	8/8/1996	360	360	0.2020	72.75	363	3.0768%	Fecal		CFU/100 mL	200	283.2	86400	-	356,027.8
5439000	5/14/2002	360	360	0.2020	72.75	363	3.0768%	Fecal		CFU/100 mL	200	283.2	86400	-	356,027.8
5439000	9/19/2008	359	359	0.2020	72.55	365	3.0937%	Fecal		CFU/100 mL	200	283.2	86400	-	355,039.2
5439000	7/1/2013	359	359	0.2020	72.55	365	3.0937%	Fecal		CFU/100 mL	200	283.2	86400	-	355,039.2
5439000	6/15/1999	358	358	0.2020	72.35	367	3.1107%	Fecal		CFU/100 mL	200	283.2	86400	-	354,050.7
5439000	4/13/2008	358	358	0.2020	72.35	367	3.1107%	Fecal		CFU/100 mL	200	283.2	86400	-	354,050.7
5439000	3/17/2014	358	358	0.2020	72.35	367	3.1107%	Fecal		CFU/100 mL	200	283.2	86400	-	354,050.7
5439000	4/6/2022	358	358	0.1459	52.28	626	5.3060%	Fecal		CFU/100 mL	200	283.2	86400	-	255,819.3
5439000	2/22/1994	357	357	0.2020	72.15	370	3.1361%	Fecal		CFU/100 mL	200	283.2	86400	-	353,062.1
5439000	3/14/2008	357	357	0.2020	72.15	370	3.1361%	Fecal		CFU/100 mL	200	283.2	86400	-	353,062.1
5439000	3/7/1993	356	356	0.2020	71.94	372	3.1531%	Fecal		CFU/100 mL	200	283.2	86400	-	352,073.6
5439000	1/15/1995	356	356	0.2020	71.94	372	3.1531%	Fecal		CFU/100 mL	200	283.2	86400	-	352,073.6
5439000	5/29/1995	356	356	0.2020	71.94	372	3.1531%	Fecal		CFU/100 mL	200	283.2	86400	-	352,073.6

Gage ID	Date	Discharge (CFS)	Gage Discharge (less Surrogate NPDES) (CFS)	Watershed Area Ratio	Calculated flow (CFS)	Rank	Flow Exceedance %	Parameter	Results	Units (mg or micro_gram	Limit/Standard	100mL/CF	sec/day	Actual Load (million colonies/day)	Allowable Load (million colonies/day)
5439000	3/3/2007	355	355	0.2020	71.74	375	3.1785%	Fecal		CFU/100 mL	200	283.2	86400	-	351,085.1
5439000	4/27/2007	355	355	0.2020	71.74	375	3.1785%	Fecal		CFU/100 mL	200	283.2	86400	-	351,085.1
5439000	1/1/2009	355	355	0.2020	71.74	375	3.1785%	Fecal		CFU/100 mL	200	283.2	86400	-	351,085.1
5439000	3/12/2009	355	355	0.2020	71.74	375	3.1785%	Fecal		CFU/100 mL	200	283.2	86400	-	351,085.1
5439000	12/28/2009	355	355	0.2020	71.74	375	3.1785%	Fecal		CFU/100 mL	200	283.2	86400	-	351,085.1
5439000	2/5/2019	355	355	0.2020	71.74	375	3.1785%	Fecal		CFU/100 mL	200	283.2	86400	-	351,085.1
5439000	11/28/2015	354	354	0.2020	71.54	381	3.2294%	Fecal		CFU/100 mL	200	283.2	86400	-	350,096.5
5439000	5/5/2019	354	354	0.2020	71.54	381	3.2294%	Fecal		CFU/100 mL	200	283.2	86400	-	350,096.5
5439000	10/29/2019	354	354	0.2020	71.54	381	3.2294%	Fecal		CFU/100 mL	200	283.2	86400	-	350,096.5
5439000	6/19/1993	353	353	0.2020	71.34	384	3.2548%	Fecal		CFU/100 mL	200	283.2	86400	-	349,108.0
5439000	7/10/2007	352	352	0.2020	71.14	385	3.2633%	Fecal		CFU/100 mL	200	283.2	86400	-	348,119.4
5439000	2/28/2009	352	352	0.2020	71.14	385	3.2633%	Fecal		CFU/100 mL	200	283.2	86400	-	348,119.4
5439000	6/9/2009	352	352	0.2020	71.14	385	3.2633%	Fecal		CFU/100 mL	200	283.2	86400	-	348,119.4
5439000	3/27/1993	351	351	0.2020	70.93	388	3.2887%	Fecal		CFU/100 mL	200	283.2	86400	-	347,130.9
5439000	4/21/1993	351	351	0.2020	70.93	388	3.2887%	Fecal		CFU/100 mL	200	283.2	86400	-	347,130.9
5439000	5/27/2011	351	351	0.2020	70.93	388	3.2887%	Fecal		CFU/100 mL	200	283.2	86400	-	347,130.9
5439000	3/14/2013	351	351	0.2020	70.93	388	3.2887%	Fecal		CFU/100 mL	200	283.2	86400	-	347,130.9
5439000	6/21/2015	351	351	0.2020	70.93	388	3.2887%	Fecal		CFU/100 mL	200	283.2	86400	-	347,130.9
5439000	3/31/2020	351	351	0.2020	70.93	388	3.2887%	Fecal		CFU/100 mL	200	283.2	86400	-	347,130.9
5439000	5/7/1998	350	350	0.2020	70.73	394	3.3395%	Fecal		CFU/100 mL	200	283.2	86400	-	346,142.3
5439000	2/19/2011	350	350	0.2020	70.73	394	3.3395%	Fecal		CFU/100 mL	200	283.2	86400	-	346,142.3
5439000	3/16/2019	350	350	0.2020	70.73	394	3.3395%	Fecal		CFU/100 mL	200	283.2	86400	-	346,142.3
5439000	3/30/2017	349	349	0.2020	70.53	397	3.3650%	Fecal		CFU/100 mL	200	283.2	86400	-	345,153.8
5439000	3/5/2011	348	348	0.2020	70.33	398	3.3735%	Fecal		CFU/100 mL	200	283.2	86400	-	344,165.2
5439000	4/12/1995	347	347	0.2020	70.13	399	3.3819%	Fecal		CFU/100 mL	200	283.2	86400	-	343,176.7
5439000	2/9/2009	346	346	0.2020	69.92	400	3.3904%	Fecal		CFU/100 mL	200	283.2	86400	-	342,188.1
5439000	2/25/2000	345	345	0.2020	69.72	401	3.3989%	Fecal		CFU/100 mL	200	283.2	86400	-	341,199.6
5439000	6/16/2000	345	345	0.2020	69.72	401	3.3989%	Fecal		CFU/100 mL	200	283.2	86400	-	341,199.6
5439000	5/19/2019	345	345	0.2020	69.72	401	3.3989%	Fecal		CFU/100 mL	200	283.2	86400	-	341,199.6
5439000	4/16/1991	344	344	0.2020	69.52	404	3.4243%	Fecal		CFU/100 mL	200	283.2	86400	-	340,211.1
5439000	11/23/1992	344	344	0.2020	69.52	404	3.4243%	Fecal		CFU/100 mL	200	283.2	86400	-	340,211.1
5439000	3/10/2020	344	344	0.2020	69.52	404	3.4243%	Fecal		CFU/100 mL	200	283.2	86400	-	340,211.1
5439000	4/4/1993	343	343	0.2020	69.32	407	3.4497%	Fecal		CFU/100 mL	200	283.2	86400	-	339,222.5
5439000	7/24/2010	342	342	0.2020	69.12	408	3.4582%	Fecal		CFU/100 mL	200	283.2	86400	-	338,234.0
5439000	6/30/2021	342	342	0.2020	69.12	408	3.4582%	Fecal		CFU/100 mL	200	283.2	86400	-	338,234.0
5439000	4/9/2002	341	341	0.2020	68.91	410	3.4752%	Fecal		CFU/100 mL	200	283.2	86400	-	337,245.4
5439000	8/30/2007	341	341	0.2020	68.91	410	3.4752%	Fecal		CFU/100 mL	200	283.2	86400	-	337,245.4
5439000	5/12/2017	341	341	0.2020	68.91	410	3.4752%	Fecal		CFU/100 mL	200	283.2	86400	-	337,245.4
5439000	4/24/2013	340	340	0.2020	68.71	413	3.5006%	Fecal		CFU/100 mL	200	283.2	86400	-	336,256.9
5439000	6/20/2015	340	340	0.2020	68.71	413	3.5006%	Fecal		CFU/100 mL	200	283.2	86400	-	336,256.9
5439000	10/5/2019	340	340	0.2020	68.71	413	3.5006%	Fecal		CFU/100 mL	200	283.2	86400	-	336,256.9
5439000	6/3/2004	338	338	0.2020	68.31	416	3.5260%	Fecal		CFU/100 mL	200	283.2	86400	-	334,279.8
5439000	4/19/1993	337	337	0.2020	68.11	417	3.5345%	Fecal		CFU/100 mL	200	283.2	86400	-	333,291.2
5439000	2/23/2022	337	337	0.1459	49.21	689	5.8400%	Fecal		CFU/100 mL	200	283.2	86400	-	240,822.0
5439000	3/12/2007	336	336	0.2020	67.90	418	3.5430%	Fecal		CFU/100 mL	200	283.2	86400	-	332,302.7
5439000	2/8/2019	336	336	0.2020	67.90	418	3.5430%	Fecal		CFU/100 mL	200	283.2	86400	-	332,302.7
5439000	5/9/1995	335	335	0.2020	67.70	420	3.5599%	Fecal		CFU/100 mL	200	283.2	86400	-	331,314.1
5439000	5/28/2019	335	335	0.2020	67.70	420	3.5599%	Fecal		CFU/100 mL	200	283.2	86400	-	331,314.1
5439000	3/12/2008	334	334	0.2020	67.50	422	3.5769%	Fecal		CFU/100 mL	200	283.2	86400	-	330,325.6
5439000	4/5/2017	334	334	0.2020	67.50	422	3.5769%	Fecal		CFU/100 mL	200	283.2	86400	-	330,325.6
5439000	5/11/1990	333	333	0.2020	67.30	424	3.5938%	Fecal		CFU/100 mL	200	283.2	86400	-	329,337.1
5439000	5/10/1998	333	333	0.2020	67.30	424	3.5938%	Fecal		CFU/100 mL	200	283.2	86400	-	329,337.1
5439000	5/10/2003	333	333	0.2020	67.30	424	3.5938%	Fecal		CFU/100 mL	200	283.2	86400	-	329,337.1
5439000	10/1/2019	333	333	0.2020	67.30	424	3.5938%	Fecal		CFU/100 mL	200	283.2	86400	-	329,337.1
5439000	2/23/2018	332	332	0.2020	67.10	428	3.6277%	Fecal		CFU/100 mL	200	283.2	86400	-	328,348.5
5439000	4/28/1999	331	331	0.2020	66.89	429	3.6362%	Fecal		CFU/100 mL	200	283.2	86400	-	327,360.0
5439000	3/23/2007	331	331	0.2020	66.89	429	3.6362%	Fecal		CFU/100 mL	200	283.2	86400	-	327,360.0
5439000	11/26/1992	329	329	0.2020	66.49	431	3.6532%	Fecal		CFU/100 mL	200	283.2	86400	-	325,382.9
5439000	3/11/2019	329	329	0.2020	66.49	431	3.6532%	Fecal		CFU/100 mL	200	283.2	86400	-	325,382.9
5439000	4/9/2008	328	328	0.2020	66.29	433	3.6701%	Fecal		CFU/100 mL	200	283.2	86400	-	324,394.3
5439000	1/1/2019	328	328	0.2020	66.29	433	3.6701%	Fecal		CFU/100 mL	200	283.2	86400	-	324,394.3
5439000	8/22/2007	327	327	0.2020	66.09	435	3.6871%	Fecal		CFU/100 mL	200	283.2	86400	-	323,405.8
5439000	4/7/2017	326	326	0.2020	65.88	436	3.6955%	Fecal		CFU/100 mL	200	283.2	86400	-	322,417.2
5439000	1/24/2010	322	322	0.2020	65.08	437	3.7040%	Fecal		CFU/100 mL	200	283.2	86400	-	318,463.1
5439000	4/16/1999	321	321	0.2020	64.87	438	3.7125%	Fecal		CFU/100 mL	200	283.2	86400	-	317,474.5
5439000	5/14/1999	321	321	0.2020	64.87	438	3.7125%	Fecal		CFU/100 mL	200	283.2	86400	-	317,474.5
5439000	3/19/2014	321	321	0.2020	64.87	438	3.7125%	Fecal		CFU/100 mL	200	283.2	86400	-	317,474.5
5439000	5/24/2019	321	321	0.2020	64.87	438	3.7125%	Fecal		CFU/100 mL	200	283.2	86400	-	317,474.5
5439000	12/16/1992	320	320	0.2020	64.67	442	3.7464%	Fecal		CFU/100 mL	200	283.2	86400	-	316,486.0
5439000	2/20/2011	320	320	0.2020	64.67	442	3.7464%	Fecal		CFU/100 mL	200	283.2	86400	-	316,486.0
5439000	5/27/1996	319	319	0.2020	64.47	444	3.7633%	Fecal		CFU/100 mL	200	283.2	86400	-	315,497.4
5439000	3/19/1998	319	319	0.2020	64.47	444	3.7633%	Fecal		CFU/100 mL	200	283.2	86400	-	315,497.4
5439000	4/26/2007	319	319	0.2020	64.47	444	3.7633%	Fecal		CFU/100 mL	200	283.2	86400	-	315,497.4
5439000	3/5/2008	319	319	0.2020	64.47	444	3.7633%	Fecal		CFU/100 mL	200	283.2	86400	-	315,497.4
5439000	5/2/2016	319	319	0.2020	64.47	444	3.7633%	Fecal		CFU/100 mL	200	283.2	86400	-	315,497.4
5439000	6/21/1993	318	318	0.2020	64.27	449	3.8057%	Fecal		CFU/100 mL	200	283.2	86400	-	314,508.9
5439000	4/27/1995	318	318	0.2020	64.27	449	3.8057%	Fecal		CFU/100 mL	200	283.2	86400	-	314,508.9
5439000	3/5/2004	316	316	0.2020	63.86	451	3.8227%	Fecal		CFU/100 mL	200	283.2	86400	-	312,531.8
5439000	6/17/1996	315	315	0.2020	63.66	452	3.8312%	Fecal		CFU/100 mL	200	283.2	86400	-	311,543.2
5439000	4/22/1998	315	315	0.2020	63.66	452	3.8312%	Fecal		CFU/100 mL	200	283.2	86400	-	311,543.2
5439000	4/20/2009	315	315	0.2020	63.66	452	3.8312%	Fecal		CFU/100 mL	200	283.2	86400	-	311,543.2
5439000	12/4/2018	315	315	0.2020	63.66	452	3.8312%	Fecal		CFU/100 mL	200	283.2	86400	-	311,543.2
5439000	6/11/1993	314	314	0.2020	63.46	456	3.8651%	Fecal		CFU/100 mL	200	283.2	86400	-	310,554.7
5439000	5/25/1996	314	314	0.2020	63.46	456	3.8651%	Fecal		CFU/100 mL	200	283.2	86400	-	310,554.7
5439000	3/24/2007	314	314	0.2020	63.46	456	3.8651%	Fecal		CFU/100 mL	200	283.2	86400	-	310,554.7
5439000	5/4/2017	314	314	0.2020	63.46	456	3.8651%	Fecal		CFU/100 mL	200	283.2	86400	-	310,554.7
5439000	4/29/2020	314	314	0.2020	63.46	456	3.8651%	Fecal		CFU/100 mL	200	283.2	86400	-	310,554.7
5439000	4/25/1999	313	313	0.2020	63.26	461	3.9074%	Fecal		CFU/100 mL	200	283.2	86400	-	309,566.1
5439000	6/26/2021	313	313	0.2020	63.26	461	3.9074%	Fecal		CFU/100 mL	200	283.2	86400	-	309,566.1
5439000	5/26/1996	312	312	0.2020	63.06	463	3.9244%	Fecal		CFU/100 mL	200	283.2	86400	-	308,577.6
5439000	6/4/1996	312	312	0.2020	63.06	463	3.9244%	Fecal		CFU/100 mL	200	283.2	86400	-	308,577.6
5439000	4/30/2009	312	312	0.2020	63.06	463	3.9244%	Fecal		CFU/100 mL	200	283.2	86400	-	308,577.6
5439000	2/21/2011	312	312	0.2020	63.06	463	3.9244%	Fecal		CFU/100 mL	200	283.2	86400	-	308,577.6
5439000	7/23/1996	311	311	0.2020	62.85	467	3.9583%	Fecal		CFU/100 mL	200	283.2	86400	-	307,589.0
5439000	2/12/2001	311	311	0.2020	62.85	467	3.9583%	Fecal		CFU/100 mL	200	283.2	86400	-	307,589.0
5439000	3/9/2002	311	311	0.2020	62.85	467	3.9583%	Fecal		CFU/100 mL	200	283.2	86400	-	307,589.0
5439000	6/1/1991	310	310	0.2020	62.65	470	3.9837%	Fecal		CFU/100 mL	200	283.2	86400	-	306,600.5
5439000	5/11/1995	310	310	0.2020	62.65	470	3.9837%	Fecal		CFU/100 mL	200	283.2	86400	-	306,600.5
5439000	4/2/2009	310	310	0.2020	62.65	470	3.9837%	Fecal		CFU/100 mL	200	283.2	86400	-	306,600.5
5439000	4/8/1993	309	309	0.2020	62.45	473	4.0092%	Fecal		CFU/100 mL	200	283.2	86400	-	305,612.0
5439000	4/17/1999	309	309	0.2020	62.45	473	4.0092%	Fecal		CFU/100 mL	200	283.2	86400	-	305,612.0
5439000	6/8/2002	309	309	0.2020	62.45	473	4.0092%	Fecal		CFU/100 mL	200	283.2	86400	-	305,612.0
5439000	5/16/2009	309	309	0.2020	62.45	473	4.0092%	Fecal		CFU/100 mL	200	283.2	86400	-	305,612.0
5439000	5/16/2011	309	309	0.2020	62.45	473	4.0092%	Fecal		CFU/100 mL	200	283.2	86400	-	305,612.0
5439000	4/23/2013	309	309	0.2020	62.45	473	4.0092%	Fecal		CFU/100 mL	200	283.2	86400	-	305,612.0
5439000	4/10/1993	308	308	0.2020	62.25	479	4.0600%	Fecal		CFU/100 mL	200	283.2	86400	-	304,623.4
5439000	6/25/2000	308	308	0.2020	62.25	479	4.0600%	Fecal		CFU/100 mL	200	283.2	86400	-	304,623.4
5439000	6/4/2008	308	308	0.2020	62.25	479	4.0600%	Fecal		CFU/100 mL	200	283.2	86400	-	304,623.4
5439000	6/8/1996	307	307	0.2020	62.05	482	4.0854%	Fecal		CFU/100 mL	200	283.2	86400	-	303,634.9
5439000	6/1/2000	307	307	0.2020	62.05	482	4.0854%	Fecal		CFU/100 mL	200	283.2	86400	-	303,634.9
5439000	5/25/2004	307	307	0.2020	62.05	482	4.0854%	Fecal		CFU/100 mL	200	283.2	86400	-	303,634.9
5439000	11/10/2011	307	307	0.2020	62.05	482	4.0854%	Fecal		CFU/100 mL	200	283.2	86400	-	303,634.9
5439000	3/3/1997	306	306	0.2020	61.84	486	4.1193%	Fecal		CFU/100 mL	200	283.2	86400	-	302,646.3
5439000	10/6/2019	306	306	0.2020	61.84	486	4.1193%	Fecal		CFU/100 mL	200	283.2	86400	-	302,646.3
5439000	3/16/1990	305	305	0.2020	61.64	488	4.1363%	Fecal		CFU/100 mL	200	283.2	86400	-	301,657.8
5439000	3/2/2018	305	305	0.2020	61.64	488	4.1363%	Fecal		CFU/100 mL	200	283.2	86400	-	301,657.8
5439000	3/18/1998	303	303	0.2020	61.24	490	4.1532%	Fecal		CFU/100 mL	200	283.2	86400	-	299,680.7
5439000	5/13/2008	303	303	0.2020	61.24	490	4.1532%	Fecal		CFU/100 mL	200	283.2	86400	-	299,680.7
5439000	6/27/1994	302	302	0.2020	61.04	492	4.1702%	Fecal		CFU/100 mL	200	283.2	86400	-	298,692.1
5439000	3/16/2001	302	302	0.2020	61.04	492	4.1702%	Fecal		CFU/100 mL	200	283.2	86400	-	298,692.1
5439000	5/11/2019	301	301	0.2020	60.83	494	4.1872%	Fecal		CFU/100 mL	200	283.2	86400	-	297,703.6
5439000	11/13/1992	300	300	0.2020	60.63	495	4.1956%	Fecal		CFU/100 mL	200	283.2	86400	-	296,715.0
5439000	12/16/2011	300	300	0.2020	60.63	495	4.1956%	Fecal		CFU/100 mL	200	283.2	86400	-	296,715.0
5439000	6/11/1998	299	299	0.2020	60.43	497	4.2126%	Fecal		CFU/100 mL	200	283.2	86400	-	295,726.5
5439000	4/22/1999	299	299	0.2020	60.43	497	4.2126%	Fecal		CFU/100 mL	200	283.2	86400	-	295,726.5

Gage ID	Date	Discharge (CFS)	Gage Discharge (less Surrogate NPDES) (CFS)	Watershed Area Ratio	Calculated flow (CFS)	Rank	Flow Exceedance %	Parameter	Results	Units (mg or micro_gram	Limit/Standard	100mL/CF	sec/day	Actual Load (million colonies/day)	Allowable Load (million colonies/day)
5439000	11/9/2011	299	299	0.2020	60.43	497	4.2126%	Fecal		CFU/100 mL	200	283.2	86400	-	295,726.5
5439000	6/12/2004	298	298	0.2020	60.23	500	4.2380%	Fecal		CFU/100 mL	200	283.2	86400	-	294,738.0
5439000	3/13/2007	298	298	0.2020	60.23	500	4.2380%	Fecal		CFU/100 mL	200	283.2	86400	-	294,738.0
5439000	3/26/2009	298	298	0.2020	60.23	500	4.2380%	Fecal		CFU/100 mL	200	283.2	86400	-	294,738.0
5439000	11/21/1992	297	297	0.2020	60.03	503	4.2634%	Fecal		CFU/100 mL	200	283.2	86400	-	293,749.4
5439000	5/26/1995	297	297	0.2020	60.03	503	4.2634%	Fecal		CFU/100 mL	200	283.2	86400	-	293,749.4
5439000	6/3/1999	296	296	0.2020	59.82	505	4.2804%	Fecal		CFU/100 mL	200	283.2	86400	-	292,760.9
5439000	4/7/2022	296	296	0.1459	43.23	852	7.2216%	Fecal		CFU/100 mL	200	283.2	86400	-	211,541.6
5439000	2/17/2008	295	295	0.2020	59.62	506	4.2889%	Fecal		CFU/100 mL	200	283.2	86400	-	291,772.3
5439000	3/1/2018	295	295	0.2020	59.62	506	4.2889%	Fecal		CFU/100 mL	200	283.2	86400	-	291,772.3
5439000	11/2/2019	295	295	0.2020	59.62	506	4.2889%	Fecal		CFU/100 mL	200	283.2	86400	-	291,772.3
5439000	1/6/1993	294	294	0.2020	59.42	509	4.3143%	Fecal		CFU/100 mL	200	283.2	86400	-	290,783.8
5439000	3/15/2010	294	294	0.2020	59.42	509	4.3143%	Fecal		CFU/100 mL	200	283.2	86400	-	290,783.8
5439000	5/18/2019	294	294	0.2020	59.42	509	4.3143%	Fecal		CFU/100 mL	200	283.2	86400	-	290,783.8
5439000	3/7/2021	294	294	0.2020	59.42	509	4.3143%	Fecal		CFU/100 mL	200	283.2	86400	-	290,783.8
5439000	5/17/2002	293	293	0.2020	59.22	513	4.3482%	Fecal		CFU/100 mL	200	283.2	86400	-	289,795.2
5439000	10/2/2019	293	293	0.2020	59.22	513	4.3482%	Fecal		CFU/100 mL	200	283.2	86400	-	289,795.2
5439000	12/23/2015	292	292	0.2020	59.02	515	4.3651%	Fecal		CFU/100 mL	200	283.2	86400	-	288,806.7
5439000	3/28/1993	291	291	0.2020	58.81	516	4.3736%	Fecal		CFU/100 mL	200	283.2	86400	-	287,818.1
5439000	6/30/1993	291	291	0.2020	58.81	516	4.3736%	Fecal		CFU/100 mL	200	283.2	86400	-	287,818.1
5439000	2/12/1998	290	290	0.2020	58.61	518	4.3906%	Fecal		CFU/100 mL	200	283.2	86400	-	286,829.6
5439000	12/30/2019	290	290	0.2020	58.61	518	4.3906%	Fecal		CFU/100 mL	200	283.2	86400	-	286,829.6
5439000	11/22/1992	289	289	0.2020	58.41	520	4.4075%	Fecal		CFU/100 mL	200	283.2	86400	-	285,841.0
5439000	5/13/2003	289	289	0.2020	58.41	520	4.4075%	Fecal		CFU/100 mL	200	283.2	86400	-	285,841.0
5439000	4/1/1998	288	288	0.2020	58.21	522	4.4245%	Fecal		CFU/100 mL	200	283.2	86400	-	284,852.5
5439000	5/29/1991	287	287	0.2020	58.01	523	4.4330%	Fecal		CFU/100 mL	200	283.2	86400	-	283,864.0
5439000	4/9/1998	286	286	0.2020	57.80	524	4.4414%	Fecal		CFU/100 mL	200	283.2	86400	-	282,875.4
5439000	1/28/1999	286	286	0.2020	57.80	524	4.4414%	Fecal		CFU/100 mL	200	283.2	86400	-	282,875.4
5439000	5/2/2009	286	286	0.2020	57.80	524	4.4414%	Fecal		CFU/100 mL	200	283.2	86400	-	282,875.4
5439000	5/16/2010	286	286	0.2020	57.80	524	4.4414%	Fecal		CFU/100 mL	200	283.2	86400	-	282,875.4
5439000	4/2/2017	286	286	0.2020	57.80	524	4.4414%	Fecal		CFU/100 mL	200	283.2	86400	-	282,875.4
5439000	7/27/2017	286	286	0.2020	57.80	524	4.4414%	Fecal		CFU/100 mL	200	283.2	86400	-	282,875.4
5439000	4/5/1993	285	285	0.2020	57.60	530	4.4923%	Fecal		CFU/100 mL	200	283.2	86400	-	281,886.9
5439000	9/28/1993	285	285	0.2020	57.60	530	4.4923%	Fecal		CFU/100 mL	200	283.2	86400	-	281,886.9
5439000	6/2/2011	285	285	0.2020	57.60	530	4.4923%	Fecal		CFU/100 mL	200	283.2	86400	-	281,886.9
5439000	6/23/2014	285	285	0.2020	57.60	530	4.4923%	Fecal		CFU/100 mL	200	283.2	86400	-	281,886.9
5439000	5/16/2018	285	285	0.2020	57.60	530	4.4923%	Fecal		CFU/100 mL	200	283.2	86400	-	281,886.9
5439000	1/11/2020	285	285	0.2020	57.60	530	4.4923%	Fecal		CFU/100 mL	200	283.2	86400	-	281,886.9
5439000	6/22/2015	284	284	0.2020	57.40	536	4.5431%	Fecal		CFU/100 mL	200	283.2	86400	-	280,898.3
5439000	6/16/1993	283	283	0.2020	57.20	537	4.5516%	Fecal		CFU/100 mL	200	283.2	86400	-	279,909.8
5439000	9/15/1993	283	283	0.2020	57.20	537	4.5516%	Fecal		CFU/100 mL	200	283.2	86400	-	279,909.8
5439000	11/30/1991	282	282	0.2020	57.00	539	4.5686%	Fecal		CFU/100 mL	200	283.2	86400	-	278,921.2
5439000	11/8/1994	282	282	0.2020	57.00	539	4.5686%	Fecal		CFU/100 mL	200	283.2	86400	-	278,921.2
5439000	12/24/2007	282	282	0.2020	57.00	539	4.5686%	Fecal		CFU/100 mL	200	283.2	86400	-	278,921.2
5439000	6/24/2010	282	282	0.2020	57.00	539	4.5686%	Fecal		CFU/100 mL	200	283.2	86400	-	278,921.2
5439000	3/10/2013	282	282	0.2020	57.00	539	4.5686%	Fecal		CFU/100 mL	200	283.2	86400	-	278,921.2
5439000	5/17/2019	282	282	0.2020	57.00	539	4.5686%	Fecal		CFU/100 mL	200	283.2	86400	-	278,921.2
5439000	5/22/2019	282	282	0.2020	57.00	539	4.5686%	Fecal		CFU/100 mL	200	283.2	86400	-	278,921.2
5439000	9/17/2019	282	282	0.2020	57.00	539	4.5686%	Fecal		CFU/100 mL	200	283.2	86400	-	278,921.2
5439000	4/25/2013	281	281	0.2020	56.79	547	4.6364%	Fecal		CFU/100 mL	200	283.2	86400	-	277,932.7
5439000	6/24/2018	281	281	0.2020	56.79	547	4.6364%	Fecal		CFU/100 mL	200	283.2	86400	-	277,932.7
5439000	6/25/1996	280	280	0.2020	56.59	549	4.6533%	Fecal		CFU/100 mL	200	283.2	86400	-	276,944.1
5439000	2/12/1999	280	280	0.2020	56.59	549	4.6533%	Fecal		CFU/100 mL	200	283.2	86400	-	276,944.1
5439000	8/31/2007	280	280	0.2020	56.59	549	4.6533%	Fecal		CFU/100 mL	200	283.2	86400	-	276,944.1
5439000	7/4/2014	280	280	0.2020	56.59	549	4.6533%	Fecal		CFU/100 mL	200	283.2	86400	-	276,944.1
5439000	4/16/2017	280	280	0.2020	56.59	549	4.6533%	Fecal		CFU/100 mL	200	283.2	86400	-	276,944.1
5439000	5/21/2020	280	280	0.2020	56.59	549	4.6533%	Fecal		CFU/100 mL	200	283.2	86400	-	276,944.1
5439000	5/16/2004	279	279	0.2020	56.39	555	4.7042%	Fecal		CFU/100 mL	200	283.2	86400	-	275,955.6
5439000	11/24/1992	278	278	0.2020	56.19	556	4.7127%	Fecal		CFU/100 mL	200	283.2	86400	-	274,967.0
5439000	6/20/1996	278	278	0.2020	56.19	556	4.7127%	Fecal		CFU/100 mL	200	283.2	86400	-	274,967.0
5439000	9/20/2008	278	278	0.2020	56.19	556	4.7127%	Fecal		CFU/100 mL	200	283.2	86400	-	274,967.0
5439000	12/17/2015	278	278	0.2020	56.19	556	4.7127%	Fecal		CFU/100 mL	200	283.2	86400	-	274,967.0
5439000	2/25/2018	278	278	0.2020	56.19	556	4.7127%	Fecal		CFU/100 mL	200	283.2	86400	-	274,967.0
5439000	2/25/2019	278	278	0.2020	56.19	556	4.7127%	Fecal		CFU/100 mL	200	283.2	86400	-	274,967.0
5439000	4/22/1993	277	277	0.2020	55.99	562	4.7635%	Fecal		CFU/100 mL	200	283.2	86400	-	273,978.5
5439000	3/18/2014	277	277	0.2020	55.99	562	4.7635%	Fecal		CFU/100 mL	200	283.2	86400	-	273,978.5
5439000	3/20/2014	277	277	0.2020	55.99	562	4.7635%	Fecal		CFU/100 mL	200	283.2	86400	-	273,978.5
5439000	5/31/1991	276	276	0.2020	55.78	565	4.7889%	Fecal		CFU/100 mL	200	283.2	86400	-	272,990.0
5439000	5/17/2016	276	276	0.2020	55.78	565	4.7889%	Fecal		CFU/100 mL	200	283.2	86400	-	272,990.0
5439000	10/30/2019	276	276	0.2020	55.78	565	4.7889%	Fecal		CFU/100 mL	200	283.2	86400	-	272,990.0
5439000	5/6/2019	275	275	0.2020	55.58	568	4.8144%	Fecal		CFU/100 mL	200	283.2	86400	-	272,001.4
5439000	4/18/1998	274	274	0.2020	55.38	569	4.8229%	Fecal		CFU/100 mL	200	283.2	86400	-	271,012.9
5439000	5/15/2002	274	274	0.2020	55.38	569	4.8229%	Fecal		CFU/100 mL	200	283.2	86400	-	271,012.9
5439000	1/26/2010	274	274	0.2020	55.38	569	4.8229%	Fecal		CFU/100 mL	200	283.2	86400	-	271,012.9
5439000	4/27/2011	274	274	0.2020	55.38	569	4.8229%	Fecal		CFU/100 mL	200	283.2	86400	-	271,012.9
5439000	3/20/1991	273	273	0.2020	55.18	573	4.8568%	Fecal		CFU/100 mL	200	283.2	86400	-	270,024.3
5439000	6/19/2014	273	273	0.2020	55.18	573	4.8568%	Fecal		CFU/100 mL	200	283.2	86400	-	270,024.3
5439000	5/12/1990	272	272	0.2020	54.98	575	4.8737%	Fecal		CFU/100 mL	200	283.2	86400	-	269,035.8
5439000	11/2/2009	272	272	0.2020	54.98	575	4.8737%	Fecal		CFU/100 mL	200	283.2	86400	-	269,035.8
5439000	12/1/2015	272	272	0.2020	54.98	575	4.8737%	Fecal		CFU/100 mL	200	283.2	86400	-	269,035.8
5439000	1/24/1993	271	271	0.2020	54.77	578	4.8991%	Fecal		CFU/100 mL	200	283.2	86400	-	268,047.2
5439000	3/1/2007	271	271	0.2020	54.77	578	4.8991%	Fecal		CFU/100 mL	200	283.2	86400	-	268,047.2
5439000	1/10/2008	271	271	0.2020	54.77	578	4.8991%	Fecal		CFU/100 mL	200	283.2	86400	-	268,047.2
5439000	5/1/2003	270	270	0.2020	54.57	581	4.9246%	Fecal		CFU/100 mL	200	283.2	86400	-	267,058.7
5439000	12/31/2015	270	270	0.2020	54.57	581	4.9246%	Fecal		CFU/100 mL	200	283.2	86400	-	267,058.7
5439000	3/8/1993	269	269	0.2020	54.37	583	4.9415%	Fecal		CFU/100 mL	200	283.2	86400	-	266,070.1
5439000	6/13/1998	269	269	0.2020	54.37	583	4.9415%	Fecal		CFU/100 mL	200	283.2	86400	-	266,070.1
5439000	7/3/2000	269	269	0.2020	54.37	583	4.9415%	Fecal		CFU/100 mL	200	283.2	86400	-	266,070.1
5439000	3/13/2009	269	269	0.2020	54.37	583	4.9415%	Fecal		CFU/100 mL	200	283.2	86400	-	266,070.1
5439000	3/6/2011	269	269	0.2020	54.37	583	4.9415%	Fecal		CFU/100 mL	200	283.2	86400	-	266,070.1
5439000	10/23/2009	268	268	0.2020	54.17	588	4.9839%	Fecal		CFU/100 mL	200	283.2	86400	-	265,081.6
5439000	6/13/2011	268	268	0.2020	54.17	588	4.9839%	Fecal		CFU/100 mL	200	283.2	86400	-	265,081.6
5439000	5/7/2015	268	268	0.2020	54.17	588	4.9839%	Fecal		CFU/100 mL	200	283.2	86400	-	265,081.6
5439000	11/30/1990	267	267	0.2020	53.97	591	5.0093%	Fecal		CFU/100 mL	200	283.2	86400	-	264,093.0
5439000	3/2/1991	267	267	0.2020	53.97	591	5.0093%	Fecal		CFU/100 mL	200	283.2	86400	-	264,093.0
5439000	5/16/2002	267	267	0.2020	53.97	591	5.0093%	Fecal		CFU/100 mL	200	283.2	86400	-	264,093.0
5439000	5/20/2004	267	267	0.2020	53.97	591	5.0093%	Fecal		CFU/100 mL	200	283.2	86400	-	264,093.0
5439000	4/14/2008	267	267	0.2020	53.97	591	5.0093%	Fecal		CFU/100 mL	200	283.2	86400	-	264,093.0
5439000	2/24/2018	267	267	0.2020	53.97	591	5.0093%	Fecal		CFU/100 mL	200	283.2	86400	-	264,093.0
5439000	5/1/2020	267	267	0.2020	53.97	591	5.0093%	Fecal		CFU/100 mL	200	283.2	86400	-	264,093.0
5439000	5/27/1995	266	266	0.2020	53.76	598	5.0687%	Fecal		CFU/100 mL	200	283.2	86400	-	263,104.5
5439000	12/29/2009	266	266	0.2020	53.76	598	5.0687%	Fecal		CFU/100 mL	200	283.2	86400	-	263,104.5
5439000	6/29/2013	266	266	0.2020	53.76	598	5.0687%	Fecal		CFU/100 mL	200	283.2	86400	-	263,104.5
5439000	12/2/2015	266	266	0.2020	53.76	598	5.0687%	Fecal		CFU/100 mL	200	283.2	86400	-	263,104.5
5439000	5/14/2020	266	266	0.2020	53.76	598	5.0687%	Fecal		CFU/100 mL	200	283.2	86400	-	263,104.5
5439000	2/25/1997	265	265	0.2020	53.56	603	5.1110%	Fecal		CFU/100 mL	200	283.2	86400	-	262,116.0
5439000	3/6/2004	265	265	0.2020	53.56	603	5.1110%	Fecal		CFU/100 mL	200	283.2	86400	-	262,116.0
5439000	4/21/2011	265	265	0.2020	53.56	603	5.1110%	Fecal		CFU/100 mL	200	283.2	86400	-	262,116.0
5439000	1/26/1999	264	264	0.2020	53.36	606	5.1365%	Fecal		CFU/100 mL	200	283.2	86400	-	261,127.4
5439000	6/6/2001	264	264	0.2020	53.36	606	5.1365%	Fecal		CFU/100 mL	200	283.2	86400	-	261,127.4
5439000	4/23/2011	263	263	0.2020	53.16	608	5.1534%	Fecal		CFU/100 mL	200	283.2	86400	-	260,138.9
5439000	6/2/2019	263	263	0.2020	53.16	608	5.1534%	Fecal		CFU/100 mL	200	283.2	86400	-	260,138.9
5439000	11/3/2019	263	263	0.2020	53.16	608	5.1534%	Fecal		CFU/100 mL	200	283.2	86400	-	260,138.9
5439000	3/12/2021	263	263	0.2020	53.16	608	5.1534%	Fecal		CFU/100 mL	200	283.2	86400	-	260,138.9
5439000	3/25/2007	262	262	0.2020	52.96	612	5.1873%	Fecal		CFU/100 mL	200	283.2	86400	-	259,150.3
5439000	3/29/2009	262	262	0.2020	52.96	612	5.1873%	Fecal		CFU/100 mL	200	283.2	86400	-	259,150.3
5439000	5/13/1990	261	261	0.2020	52.75	614	5.2043%	Fecal		CFU/100 mL	200	283.2	86400	-	258,161.8
5439000	7/30/1996	261	261	0.2020	52.75	614	5.2043%	Fecal		CFU/100 mL	200	283.2	86400	-	258,161.8
5439000	3/10/2011	261	261	0.2020	52.75	614	5.2043%	Fecal		CFU/100 mL	200	283.2	86400	-	258,161.8
5439000	4/26/2011	261	261	0.2020	52.75	614	5.2043%	Fecal		CFU/100 mL	200	283.2	86400	-	258,161.8
5439000	5/7/2019	261	261	0.2020	52.75	614	5.2043%	Fecal		CFU/100 mL	200	283.2	86400	-	258,161.8
5439000	6/4/1995	260	260	0.2020	52.55	619	5.2467%	Fecal		CFU/100 mL	200	283.2	86400	-	257,173.2
5439000	6/12/1999	260	260	0.2020	52.55	619	5.2467%	Fecal		CFU/100 mL	200	283.2	86400	-	257,173.2
5439000	6/4/2004	260	260	0.2020	52.55	619	5.2467%	Fecal		CFU/100 mL	200	283.2	86400	-	257,173.2
5439000	6/28/2013	260	260	0.2020	52.55	619	5.2467%	Fecal		CFU/100 mL	200	283.2	86400	-	257,173.2

Gage ID	Date	Discharge (CFS)	Gage Discharge (less Surrogate NPDES) (CFS)	Watershed Area Ratio	Calculated flow (CFS)	Rank	Flow Exceedance %	Parameter	Results	Units (mg or micro_gram	Limit/Standard	100mL/CF	sec/day	Actual Load (million colonies/day)	Allowable Load (million colonies/day)
5439000	6/26/2018	260	260	0.2020	52.55	619	5.2467%	Fecal		CFU/100 mL	200	283.2	86400	-	257,173.2
5439000	6/2/2000	259	259	0.2020	52.35	624	5.2890%	Fecal		CFU/100 mL	200	283.2	86400	-	256,184.7
5439000	4/21/2009	259	259	0.2020	52.35	624	5.2890%	Fecal		CFU/100 mL	200	283.2	86400	-	256,184.7
5439000	12/18/1992	258	258	0.2020	52.15	627	5.3145%	Fecal		CFU/100 mL	200	283.2	86400	-	255,196.1
5439000	4/28/2007	258	258	0.2020	52.15	627	5.3145%	Fecal		CFU/100 mL	200	283.2	86400	-	255,196.1
5439000	5/26/2008	258	258	0.2020	52.15	627	5.3145%	Fecal		CFU/100 mL	200	283.2	86400	-	255,196.1
5439000	4/11/2013	258	258	0.2020	52.15	627	5.3145%	Fecal		CFU/100 mL	200	283.2	86400	-	255,196.1
5439000	10/16/2017	258	258	0.2020	52.15	627	5.3145%	Fecal		CFU/100 mL	200	283.2	86400	-	255,196.1
5439000	7/1/2021	258	258	0.2020	52.15	627	5.3145%	Fecal		CFU/100 mL	200	283.2	86400	-	255,196.1
5439000	11/27/1992	257	257	0.2020	51.95	633	5.3653%	Fecal		CFU/100 mL	200	283.2	86400	-	254,207.6
5439000	7/25/1993	257	257	0.2020	51.95	633	5.3653%	Fecal		CFU/100 mL	200	283.2	86400	-	254,207.6
5439000	3/14/2007	257	257	0.2020	51.95	633	5.3653%	Fecal		CFU/100 mL	200	283.2	86400	-	254,207.6
5439000	8/10/2007	257	257	0.2020	51.95	633	5.3653%	Fecal		CFU/100 mL	200	283.2	86400	-	254,207.6
5439000	5/11/2015	257	257	0.2020	51.95	633	5.3653%	Fecal		CFU/100 mL	200	283.2	86400	-	254,207.6
5439000	6/2/1991	256	256	0.2020	51.74	638	5.4077%	Fecal		CFU/100 mL	200	283.2	86400	-	253,219.0
5439000	3/29/1993	256	256	0.2020	51.74	638	5.4077%	Fecal		CFU/100 mL	200	283.2	86400	-	253,219.0
5439000	7/11/2000	256	256	0.2020	51.74	638	5.4077%	Fecal		CFU/100 mL	200	283.2	86400	-	253,219.0
5439000	10/31/2019	255	255	0.2020	51.54	641	5.4331%	Fecal		CFU/100 mL	200	283.2	86400	-	252,230.5
5439000	4/1/2020	255	255	0.2020	51.54	641	5.4331%	Fecal		CFU/100 mL	200	283.2	86400	-	252,230.5
5439000	4/11/1995	254	254	0.2020	51.34	643	5.4501%	Fecal		CFU/100 mL	200	283.2	86400	-	251,242.0
5439000	5/24/1996	254	254	0.2020	51.34	643	5.4501%	Fecal		CFU/100 mL	200	283.2	86400	-	251,242.0
5439000	2/2/1999	254	254	0.2020	51.34	643	5.4501%	Fecal		CFU/100 mL	200	283.2	86400	-	251,242.0
5439000	4/28/1995	253	253	0.2020	51.14	646	5.4755%	Fecal		CFU/100 mL	200	283.2	86400	-	250,253.4
5439000	7/24/1996	253	253	0.2020	51.14	646	5.4755%	Fecal		CFU/100 mL	200	283.2	86400	-	250,253.4
5439000	4/10/1998	253	253	0.2020	51.14	646	5.4755%	Fecal		CFU/100 mL	200	283.2	86400	-	250,253.4
5439000	6/13/2004	253	253	0.2020	51.14	646	5.4755%	Fecal		CFU/100 mL	200	283.2	86400	-	250,253.4
5439000	3/21/2007	253	253	0.2020	51.14	646	5.4755%	Fecal		CFU/100 mL	200	283.2	86400	-	250,253.4
5439000	5/8/2012	253	253	0.2020	51.14	646	5.4755%	Fecal		CFU/100 mL	200	283.2	86400	-	250,253.4
5439000	4/17/2013	253	253	0.2020	51.14	646	5.4755%	Fecal		CFU/100 mL	200	283.2	86400	-	250,253.4
5439000	3/17/2019	253	253	0.2020	51.14	646	5.4755%	Fecal		CFU/100 mL	200	283.2	86400	-	250,253.4
5439000	5/30/1995	252	252	0.2020	50.94	654	5.5433%	Fecal		CFU/100 mL	200	283.2	86400	-	249,264.9
5439000	2/26/1997	252	252	0.2020	50.94	654	5.5433%	Fecal		CFU/100 mL	200	283.2	86400	-	249,264.9
5439000	5/11/1998	252	252	0.2020	50.94	654	5.5433%	Fecal		CFU/100 mL	200	283.2	86400	-	249,264.9
5439000	4/6/2010	252	252	0.2020	50.94	654	5.5433%	Fecal		CFU/100 mL	200	283.2	86400	-	249,264.9
5439000	10/25/2017	252	252	0.2020	50.94	654	5.5433%	Fecal		CFU/100 mL	200	283.2	86400	-	249,264.9
5439000	3/17/1990	251	251	0.2020	50.73	659	5.5857%	Fecal		CFU/100 mL	200	283.2	86400	-	248,276.3
5439000	4/13/1995	251	251	0.2020	50.73	659	5.5857%	Fecal		CFU/100 mL	200	283.2	86400	-	248,276.3
5439000	11/12/1995	251	251	0.2020	50.73	659	5.5857%	Fecal		CFU/100 mL	200	283.2	86400	-	248,276.3
5439000	6/28/2018	251	251	0.2020	50.73	659	5.5857%	Fecal		CFU/100 mL	200	283.2	86400	-	248,276.3
5439000	11/25/1992	250	250	0.2020	50.53	663	5.6196%	Fecal		CFU/100 mL	200	283.2	86400	-	247,287.8
5439000	8/9/1996	250	250	0.2020	50.53	663	5.6196%	Fecal		CFU/100 mL	200	283.2	86400	-	247,287.8
5439000	5/26/2004	250	250	0.2020	50.53	663	5.6196%	Fecal		CFU/100 mL	200	283.2	86400	-	247,287.8
5439000	6/29/1990	249	249	0.2020	50.33	666	5.6450%	Fecal		CFU/100 mL	200	283.2	86400	-	246,299.2
5439000	3/29/1991	249	249	0.2020	50.33	666	5.6450%	Fecal		CFU/100 mL	200	283.2	86400	-	246,299.2
5439000	5/10/1996	249	249	0.2020	50.33	666	5.6450%	Fecal		CFU/100 mL	200	283.2	86400	-	246,299.2
5439000	7/10/2000	249	249	0.2020	50.33	666	5.6450%	Fecal		CFU/100 mL	200	283.2	86400	-	246,299.2
5439000	6/9/2008	249	249	0.2020	50.33	666	5.6450%	Fecal		CFU/100 mL	200	283.2	86400	-	246,299.2
5439000	3/21/2014	249	249	0.2020	50.33	666	5.6450%	Fecal		CFU/100 mL	200	283.2	86400	-	246,299.2
5439000	3/12/2019	249	249	0.2020	50.33	666	5.6450%	Fecal		CFU/100 mL	200	283.2	86400	-	246,299.2
5439000	6/10/1998	248	248	0.2020	50.13	673	5.7044%	Fecal		CFU/100 mL	200	283.2	86400	-	245,310.7
5439000	3/4/2007	248	248	0.2020	50.13	673	5.7044%	Fecal		CFU/100 mL	200	283.2	86400	-	245,310.7
5439000	5/8/2019	248	248	0.2020	50.13	673	5.7044%	Fecal		CFU/100 mL	200	283.2	86400	-	245,310.7
5439000	5/25/2019	247	247	0.2020	49.93	676	5.7298%	Fecal		CFU/100 mL	200	283.2	86400	-	244,322.1
5439000	11/1/2019	247	247	0.2020	49.93	676	5.7298%	Fecal		CFU/100 mL	200	283.2	86400	-	244,322.1
5439000	11/9/1994	246	246	0.2020	49.72	678	5.7467%	Fecal		CFU/100 mL	200	283.2	86400	-	243,333.6
5439000	4/29/1999	246	246	0.2020	49.72	678	5.7467%	Fecal		CFU/100 mL	200	283.2	86400	-	243,333.6
5439000	4/7/2010	246	246	0.2020	49.72	678	5.7467%	Fecal		CFU/100 mL	200	283.2	86400	-	243,333.6
5439000	5/28/2011	246	246	0.2020	49.72	678	5.7467%	Fecal		CFU/100 mL	200	283.2	86400	-	243,333.6
5439000	9/25/2019	246	246	0.2020	49.72	678	5.7467%	Fecal		CFU/100 mL	200	283.2	86400	-	243,333.6
5439000	6/5/1996	245	245	0.2020	49.52	683	5.7891%	Fecal		CFU/100 mL	200	283.2	86400	-	242,345.0
5439000	2/14/2005	245	245	0.2020	49.52	683	5.7891%	Fecal		CFU/100 mL	200	283.2	86400	-	242,345.0
5439000	12/25/2015	245	245	0.2020	49.52	683	5.7891%	Fecal		CFU/100 mL	200	283.2	86400	-	242,345.0
5439000	5/20/2019	245	245	0.2020	49.52	683	5.7891%	Fecal		CFU/100 mL	200	283.2	86400	-	242,345.0
5439000	8/4/2010	244	244	0.2020	49.32	687	5.8230%	Fecal		CFU/100 mL	200	283.2	86400	-	241,356.5
5439000	6/28/2021	244	244	0.2020	49.32	687	5.8230%	Fecal		CFU/100 mL	200	283.2	86400	-	241,356.5
5439000	4/22/2000	243	243	0.2020	49.12	690	5.8484%	Fecal		CFU/100 mL	200	283.2	86400	-	240,368.0
5439000	3/15/2008	243	243	0.2020	49.12	690	5.8484%	Fecal		CFU/100 mL	200	283.2	86400	-	240,368.0
5439000	6/18/1993	242	242	0.2020	48.92	692	5.8654%	Fecal		CFU/100 mL	200	283.2	86400	-	239,379.4
5439000	7/21/1993	242	242	0.2020	48.92	692	5.8654%	Fecal		CFU/100 mL	200	283.2	86400	-	239,379.4
5439000	3/14/2015	242	242	0.2020	48.92	692	5.8654%	Fecal		CFU/100 mL	200	283.2	86400	-	239,379.4
5439000	1/8/2019	242	242	0.2020	48.92	692	5.8654%	Fecal		CFU/100 mL	200	283.2	86400	-	239,379.4
5439000	4/17/1991	241	241	0.2020	48.71	696	5.8993%	Fecal		CFU/100 mL	200	283.2	86400	-	238,390.9
5439000	6/9/1996	241	241	0.2020	48.71	696	5.8993%	Fecal		CFU/100 mL	200	283.2	86400	-	238,390.9
5439000	10/7/2019	241	241	0.2020	48.71	696	5.8993%	Fecal	512	CFU/100 mL	200	283.2	86400	610,281	238,390.9
5439000	10/19/1998	240	240	0.2020	48.51	699	5.9247%	Fecal		CFU/100 mL	200	283.2	86400	-	237,402.3
5439000	5/12/2010	240	240	0.2020	48.51	699	5.9247%	Fecal		CFU/100 mL	200	283.2	86400	-	237,402.3
5439000	5/12/2019	240	240	0.2020	48.51	699	5.9247%	Fecal		CFU/100 mL	200	283.2	86400	-	237,402.3
5439000	6/2/1995	239	239	0.2020	48.31	702	5.9502%	Fecal		CFU/100 mL	200	283.2	86400	-	236,413.8
5439000	10/24/2009	239	239	0.2020	48.31	702	5.9502%	Fecal		CFU/100 mL	200	283.2	86400	-	236,413.8
5439000	6/27/2021	239	239	0.2020	48.31	702	5.9502%	Fecal		CFU/100 mL	200	283.2	86400	-	236,413.8
5439000	6/17/2000	238	238	0.2020	48.11	705	5.9756%	Fecal		CFU/100 mL	200	283.2	86400	-	235,425.2
5439000	2/28/2001	238	238	0.2020	48.11	705	5.9756%	Fecal		CFU/100 mL	200	283.2	86400	-	235,425.2
5439000	3/9/2007	238	238	0.2020	48.11	705	5.9756%	Fecal		CFU/100 mL	200	283.2	86400	-	235,425.2
5439000	4/3/2009	238	238	0.2020	48.11	705	5.9756%	Fecal		CFU/100 mL	200	283.2	86400	-	235,425.2
5439000	12/14/2011	238	238	0.2020	48.11	705	5.9756%	Fecal		CFU/100 mL	200	283.2	86400	-	235,425.2
5439000	6/30/2014	238	238	0.2020	48.11	705	5.9756%	Fecal		CFU/100 mL	200	283.2	86400	-	235,425.2
5439000	6/12/1993	237	237	0.2020	47.91	711	6.0264%	Fecal		CFU/100 mL	200	283.2	86400	-	234,436.7
5439000	4/23/1998	237	237	0.2020	47.91	711	6.0264%	Fecal		CFU/100 mL	200	283.2	86400	-	234,436.7
5439000	4/10/2002	237	237	0.2020	47.91	711	6.0264%	Fecal		CFU/100 mL	200	283.2	86400	-	234,436.7
5439000	3/16/2010	237	237	0.2020	47.91	711	6.0264%	Fecal		CFU/100 mL	200	283.2	86400	-	234,436.7
5439000	3/16/2013	237	237	0.2020	47.91	711	6.0264%	Fecal		CFU/100 mL	200	283.2	86400	-	234,436.7
5439000	1/22/1993	236	236	0.2020	47.70	716	6.0688%	Fecal		CFU/100 mL	200	283.2	86400	-	233,448.1
5439000	6/9/2002	236	236	0.2020	47.70	716	6.0688%	Fecal		CFU/100 mL	200	283.2	86400	-	233,448.1
5439000	6/14/2009	236	236	0.2020	47.70	716	6.0688%	Fecal		CFU/100 mL	200	283.2	86400	-	233,448.1
5439000	3/9/2010	236	236	0.2020	47.70	716	6.0688%	Fecal		CFU/100 mL	200	283.2	86400	-	233,448.1
5439000	6/23/2015	236	236	0.2020	47.70	716	6.0688%	Fecal		CFU/100 mL	200	283.2	86400	-	233,448.1
5439000	5/3/2016	236	236	0.2020	47.70	716	6.0688%	Fecal		CFU/100 mL	200	283.2	86400	-	233,448.1
5439000	4/3/2017	236	236	0.2020	47.70	716	6.0688%	Fecal		CFU/100 mL	200	283.2	86400	-	233,448.1
5439000	4/8/2017	236	236	0.2020	47.70	716	6.0688%	Fecal		CFU/100 mL	200	283.2	86400	-	233,448.1
5439000	3/21/1991	235	235	0.2020	47.50	724	6.1366%	Fecal		CFU/100 mL	200	283.2	86400	-	232,459.6
5439000	3/26/1991	235	235	0.2020	47.50	724	6.1366%	Fecal		CFU/100 mL	200	283.2	86400	-	232,459.6
5439000	1/1/1993	235	235	0.2020	47.50	724	6.1366%	Fecal		CFU/100 mL	200	283.2	86400	-	232,459.6
5439000	3/6/2008	235	235	0.2020	47.50	724	6.1366%	Fecal		CFU/100 mL	200	283.2	86400	-	232,459.6
5439000	3/31/2008	235	235	0.2020	47.50	724	6.1366%	Fecal		CFU/100 mL	200	283.2	86400	-	232,459.6
5439000	1/2/2009	235	235	0.2020	47.50	724	6.1366%	Fecal		CFU/100 mL	200	283.2	86400	-	232,459.6
5439000	5/5/2017	235	235	0.2020	47.50	724	6.1366%	Fecal		CFU/100 mL	200	283.2	86400	-	232,459.6
5439000	3/6/2021	235	235	0.2020	47.50	724	6.1366%	Fecal		CFU/100 mL	200	283.2	86400	-	232,459.6
5439000	3/20/1998	234	234	0.2020	47.30	732	6.2044%	Fecal		CFU/100 mL	200	283.2	86400	-	231,471.0
5439000	2/3/1999	234	234	0.2020	47.30	732	6.2044%	Fecal		CFU/100 mL	200	283.2	86400	-	231,471.0
5439000	6/23/2009	234	234	0.2020	47.30	732	6.2044%	Fecal		CFU/100 mL	200	283.2	86400	-	231,471.0
5439000	11/12/1992	233	233	0.2020	47.10	735	6.2299%	Fecal		CFU/100 mL	200	283.2	86400	-	230,482.5
5439000	11/10/1994	233	233	0.2020	47.10	735	6.2299%	Fecal		CFU/100 mL	200	283.2	86400	-	230,482.5
5439000	1/11/2008	233	233	0.2020	47.10	735	6.2299%	Fecal		CFU/100 mL	200	283.2	86400	-	230,482.5
5439000	6/13/2009	233	233	0.2020	47.10	735	6.2299%	Fecal		CFU/100 mL	200	283.2	86400	-	230,482.5
5439000	12/9/1991	232	232	0.2020	46.90	739	6.2638%	Fecal		CFU/100 mL	200	283.2	86400	-	229,494.0
5439000	3/23/1994	232	232	0.2020	46.90	739	6.2638%	Fecal		CFU/100 mL	200	283.2	86400	-	229,494.0
5439000	5/12/2015	232	232	0.2020	46.90	739	6.2638%	Fecal		CFU/100 mL	200	283.2	86400	-	229,494.0
5439000	5/12/1995	231	231	0.2020	46.69	742	6.2892%	Fecal		CFU/100 mL	200	283.2	86400	-	228,505.4
5439000	3/4/1997	231	231	0.2020	46.69	742	6.2892%	Fecal		CFU/100 mL	200	283.2	86400	-	228,505.4
5439000	4/27/1999	231	231	0.2020	46.69	742	6.2892%	Fecal		CFU/100 mL	200	283.2	86400	-	228,505.4
5439000	4/2/2008	231	231	0.2020	46.69	742	6.2892%	Fecal		CFU/100 mL	200	283.2	86400	-	228,505.4
5439000	6/25/2021	231	231	0.2020	46.69	742	6.2892%	Fecal		CFU/100 mL	200	283.2	86400	-	228,505.4
5439000	3/30/1993	230	230	0.2020	46.49	747	6.3316%	Fecal		CFU/100 mL	200	283.2	86400	-	227,516.9
5439000	4/6/1993	230	230	0.2020	46.49	747	6.3316%	Fecal		CFU/100 mL	200	283.2	86400	-	227,516.9
5439000	4/23/1993	230	230	0.2020	46.49	747	6.3316%	Fecal		CFU/100 mL	200	283.2	86400	-	227,516.9

Gage ID	Date	Discharge (CFS)	Gage Discharge (less Surrogate NPDES) (CFS)	Watershed Area Ratio	Calculated flow (CFS)	Rank	Flow Exceedance %	Parameter	Results	Units (mg or micro_gram	Limit/Standard	100mL/CF	sec/day	Actual Load (million colonies/day)	Allowable Load (million colonies/day)
5439000	6/6/1996	230	230	0.2020	46.49	747	6.3316%	Fecal		CFU/100 mL	200	283.2	86400	-	227,516.9
5439000	1/7/1998	230	230	0.2020	46.49	747	6.3316%	Fecal		CFU/100 mL	200	283.2	86400	-	227,516.9
5439000	3/15/2013	230	230	0.2020	46.49	747	6.3316%	Fecal		CFU/100 mL	200	283.2	86400	-	227,516.9
5439000	7/2/2013	230	230	0.2020	46.49	747	6.3316%	Fecal		CFU/100 mL	200	283.2	86400	-	227,516.9
5439000	4/17/2017	230	230	0.2020	46.49	747	6.3316%	Fecal		CFU/100 mL	200	283.2	86400	-	227,516.9
5439000	5/13/2017	230	230	0.2020	46.49	747	6.3316%	Fecal		CFU/100 mL	200	283.2	86400	-	227,516.9
5439000	4/11/1993	229	229	0.2020	46.29	756	6.4079%	Fecal		CFU/100 mL	200	283.2	86400	-	226,528.3
5439000	6/16/1999	229	229	0.2020	46.29	756	6.4079%	Fecal		CFU/100 mL	200	283.2	86400	-	226,528.3
5439000	5/5/2003	229	229	0.2020	46.29	756	6.4079%	Fecal		CFU/100 mL	200	283.2	86400	-	226,528.3
5439000	12/22/2006	229	229	0.2020	46.29	756	6.4079%	Fecal		CFU/100 mL	200	283.2	86400	-	226,528.3
5439000	6/30/1990	228	228	0.2020	46.09	760	6.4418%	Fecal		CFU/100 mL	200	283.2	86400	-	225,539.8
5439000	2/6/1993	228	228	0.2020	46.09	760	6.4418%	Fecal		CFU/100 mL	200	283.2	86400	-	225,539.8
5439000	2/19/2008	228	228	0.2020	46.09	760	6.4418%	Fecal		CFU/100 mL	200	283.2	86400	-	225,539.8
5439000	6/19/2010	228	228	0.2020	46.09	760	6.4418%	Fecal		CFU/100 mL	200	283.2	86400	-	225,539.8
5439000	8/5/2010	228	228	0.2020	46.09	760	6.4418%	Fecal		CFU/100 mL	200	283.2	86400	-	225,539.8
5439000	3/9/2011	228	228	0.2020	46.09	760	6.4418%	Fecal		CFU/100 mL	200	283.2	86400	-	225,539.8
5439000	4/28/2011	228	228	0.2020	46.09	760	6.4418%	Fecal		CFU/100 mL	200	283.2	86400	-	225,539.8
5439000	5/17/2011	228	228	0.2020	46.09	760	6.4418%	Fecal		CFU/100 mL	200	283.2	86400	-	225,539.8
5439000	6/3/2011	228	228	0.2020	46.09	760	6.4418%	Fecal		CFU/100 mL	200	283.2	86400	-	225,539.8
5439000	6/17/1993	227	227	0.2020	45.89	769	6.5181%	Fecal		CFU/100 mL	200	283.2	86400	-	224,551.2
5439000	6/22/1993	227	227	0.2020	45.89	769	6.5181%	Fecal		CFU/100 mL	200	283.2	86400	-	224,551.2
5439000	5/11/1996	227	227	0.2020	45.89	769	6.5181%	Fecal		CFU/100 mL	200	283.2	86400	-	224,551.2
5439000	4/26/1999	227	227	0.2020	45.89	769	6.5181%	Fecal		CFU/100 mL	200	283.2	86400	-	224,551.2
5439000	2/13/2001	227	227	0.2020	45.89	769	6.5181%	Fecal		CFU/100 mL	200	283.2	86400	-	224,551.2
5439000	5/18/2002	227	227	0.2020	45.89	769	6.5181%	Fecal		CFU/100 mL	200	283.2	86400	-	224,551.2
5439000	7/14/2008	227	227	0.2020	45.89	769	6.5181%	Fecal		CFU/100 mL	200	283.2	86400	-	224,551.2
5439000	5/7/2012	227	227	0.2020	45.89	769	6.5181%	Fecal		CFU/100 mL	200	283.2	86400	-	224,551.2
5439000	4/2/1998	226	226	0.2020	45.68	777	6.5859%	Fecal		CFU/100 mL	200	283.2	86400	-	223,562.7
5439000	1/27/1999	226	226	0.2020	45.68	777	6.5859%	Fecal		CFU/100 mL	200	283.2	86400	-	223,562.7
5439000	6/13/2018	226	226	0.2020	45.68	777	6.5859%	Fecal		CFU/100 mL	200	283.2	86400	-	223,562.7
5439000	12/7/1998	225	225	0.2020	45.48	780	6.6113%	Fecal		CFU/100 mL	200	283.2	86400	-	222,574.1
5439000	2/14/2001	225	225	0.2020	45.48	780	6.6113%	Fecal		CFU/100 mL	200	283.2	86400	-	222,574.1
5439000	9/1/2007	225	225	0.2020	45.48	780	6.6113%	Fecal		CFU/100 mL	200	283.2	86400	-	222,574.1
5439000	2/13/2009	225	225	0.2020	45.48	780	6.6113%	Fecal		CFU/100 mL	200	283.2	86400	-	222,574.1
5439000	5/27/2009	225	225	0.2020	45.48	780	6.6113%	Fecal		CFU/100 mL	200	283.2	86400	-	222,574.1
5439000	6/10/2009	225	225	0.2020	45.48	780	6.6113%	Fecal		CFU/100 mL	200	283.2	86400	-	222,574.1
5439000	11/20/2015	225	225	0.2020	45.48	780	6.6113%	Fecal		CFU/100 mL	200	283.2	86400	-	222,574.1
5439000	11/29/2015	225	225	0.2020	45.48	780	6.6113%	Fecal		CFU/100 mL	200	283.2	86400	-	222,574.1
5439000	7/25/1996	224	224	0.2020	45.28	788	6.6791%	Fecal		CFU/100 mL	200	283.2	86400	-	221,585.6
5439000	2/26/2000	224	224	0.2020	45.28	788	6.6791%	Fecal		CFU/100 mL	200	283.2	86400	-	221,585.6
5439000	5/14/2003	224	224	0.2020	45.28	788	6.6791%	Fecal		CFU/100 mL	200	283.2	86400	-	221,585.6
5439000	3/15/2007	224	224	0.2020	45.28	788	6.6791%	Fecal		CFU/100 mL	200	283.2	86400	-	221,585.6
5439000	4/22/2011	224	224	0.2020	45.28	788	6.6791%	Fecal		CFU/100 mL	200	283.2	86400	-	221,585.6
5439000	4/26/2013	224	224	0.2020	45.28	788	6.6791%	Fecal		CFU/100 mL	200	283.2	86400	-	221,585.6
5439000	3/11/2020	224	224	0.2020	45.28	788	6.6791%	Fecal		CFU/100 mL	200	283.2	86400	-	221,585.6
5439000	5/30/1991	223	223	0.2020	45.08	795	6.7384%	Fecal		CFU/100 mL	200	283.2	86400	-	220,597.0
5439000	3/9/1998	223	223	0.2020	45.08	795	6.7384%	Fecal		CFU/100 mL	200	283.2	86400	-	220,597.0
5439000	1/1/2011	223	223	0.2020	45.08	795	6.7384%	Fecal		CFU/100 mL	200	283.2	86400	-	220,597.0
5439000	3/9/1993	222	222	0.2020	44.88	798	6.7639%	Fecal		CFU/100 mL	200	283.2	86400	-	219,608.5
5439000	3/17/1999	222	222	0.2020	44.88	798	6.7639%	Fecal		CFU/100 mL	200	283.2	86400	-	219,608.5
5439000	2/15/2001	222	222	0.2020	44.88	798	6.7639%	Fecal		CFU/100 mL	200	283.2	86400	-	219,608.5
5439000	5/17/2009	222	222	0.2020	44.88	798	6.7639%	Fecal		CFU/100 mL	200	283.2	86400	-	219,608.5
5439000	5/22/2020	222	222	0.2020	44.88	798	6.7639%	Fecal		CFU/100 mL	200	283.2	86400	-	219,608.5
5439000	1/23/1993	221	221	0.2020	44.67	803	6.8062%	Fecal		CFU/100 mL	200	283.2	86400	-	218,620.0
5439000	5/5/1993	221	221	0.2020	44.67	803	6.8062%	Fecal		CFU/100 mL	200	283.2	86400	-	218,620.0
5439000	9/14/1993	221	221	0.2020	44.67	803	6.8062%	Fecal		CFU/100 mL	200	283.2	86400	-	218,620.0
5439000	5/15/1999	221	221	0.2020	44.67	803	6.8062%	Fecal		CFU/100 mL	200	283.2	86400	-	218,620.0
5439000	9/21/2008	221	221	0.2020	44.67	803	6.8062%	Fecal		CFU/100 mL	200	283.2	86400	-	218,620.0
5439000	3/27/2009	221	221	0.2020	44.67	803	6.8062%	Fecal		CFU/100 mL	200	283.2	86400	-	218,620.0
5439000	2/18/2022	221	221	0.2020	44.67	803	6.8062%	Fecal		CFU/100 mL	200	283.2	86400	-	218,620.0
5439000	12/30/1992	220	220	0.2020	44.47	810	6.8656%	Fecal		CFU/100 mL	200	283.2	86400	-	217,631.4
5439000	9/29/1993	220	220	0.2020	44.47	810	6.8656%	Fecal		CFU/100 mL	200	283.2	86400	-	217,631.4
5439000	3/18/1999	220	220	0.2020	44.47	810	6.8656%	Fecal		CFU/100 mL	200	283.2	86400	-	217,631.4
5439000	4/27/2009	220	220	0.2020	44.47	810	6.8656%	Fecal		CFU/100 mL	200	283.2	86400	-	217,631.4
5439000	7/24/2017	220	220	0.2020	44.47	810	6.8656%	Fecal		CFU/100 mL	200	283.2	86400	-	217,631.4
5439000	5/11/2010	219	219	0.2020	44.27	815	6.9080%	Fecal		CFU/100 mL	200	283.2	86400	-	216,642.9
5439000	3/22/2014	219	219	0.2020	44.27	815	6.9080%	Fecal		CFU/100 mL	200	283.2	86400	-	216,642.9
5439000	7/1/1993	218	218	0.2020	44.07	817	6.9249%	Fecal		CFU/100 mL	200	283.2	86400	-	215,654.3
5439000	2/24/2001	218	218	0.2020	44.07	817	6.9249%	Fecal		CFU/100 mL	200	283.2	86400	-	215,654.3
5439000	3/19/2001	218	218	0.2020	44.07	817	6.9249%	Fecal		CFU/100 mL	200	283.2	86400	-	215,654.3
5439000	7/13/2014	218	218	0.2020	44.07	817	6.9249%	Fecal		CFU/100 mL	200	283.2	86400	-	215,654.3
5439000	11/26/2015	218	218	0.2020	44.07	817	6.9249%	Fecal		CFU/100 mL	200	283.2	86400	-	215,654.3
5439000	3/25/2016	218	218	0.2020	44.07	817	6.9249%	Fecal		CFU/100 mL	200	283.2	86400	-	215,654.3
5439000	5/22/2018	218	218	0.2020	44.07	817	6.9249%	Fecal		CFU/100 mL	200	283.2	86400	-	215,654.3
5439000	12/5/2018	218	218	0.2020	44.07	817	6.9249%	Fecal		CFU/100 mL	200	283.2	86400	-	215,654.3
5439000	2/6/1991	217	217	0.2020	43.87	825	6.9927%	Fecal		CFU/100 mL	200	283.2	86400	-	214,665.8
5439000	7/26/1993	217	217	0.2020	43.87	825	6.9927%	Fecal		CFU/100 mL	200	283.2	86400	-	214,665.8
5439000	6/11/1996	217	217	0.2020	43.87	825	6.9927%	Fecal		CFU/100 mL	200	283.2	86400	-	214,665.8
5439000	6/5/2004	217	217	0.2020	43.87	825	6.9927%	Fecal		CFU/100 mL	200	283.2	86400	-	214,665.8
5439000	7/11/2007	217	217	0.2020	43.87	825	6.9927%	Fecal		CFU/100 mL	200	283.2	86400	-	214,665.8
5439000	12/29/2019	217	217	0.2020	43.87	825	6.9927%	Fecal		CFU/100 mL	200	283.2	86400	-	214,665.8
5439000	2/23/1994	216	216	0.2020	43.66	831	7.0436%	Fecal		CFU/100 mL	200	283.2	86400	-	213,677.2
5439000	3/20/2001	216	216	0.2020	43.66	831	7.0436%	Fecal		CFU/100 mL	200	283.2	86400	-	213,677.2
5439000	12/23/2006	216	216	0.2020	43.66	831	7.0436%	Fecal		CFU/100 mL	200	283.2	86400	-	213,677.2
5439000	3/26/2007	216	216	0.2020	43.66	831	7.0436%	Fecal		CFU/100 mL	200	283.2	86400	-	213,677.2
5439000	2/26/2018	216	216	0.2020	43.66	831	7.0436%	Fecal		CFU/100 mL	200	283.2	86400	-	213,677.2
5439000	6/28/1993	215	215	0.2020	43.46	836	7.0859%	Fecal		CFU/100 mL	200	283.2	86400	-	212,688.7
5439000	5/18/2016	215	215	0.2020	43.46	836	7.0859%	Fecal		CFU/100 mL	200	283.2	86400	-	212,688.7
5439000	11/29/2016	215	215	0.2020	43.46	836	7.0859%	Fecal		CFU/100 mL	200	283.2	86400	-	212,688.7
5439000	1/21/2017	215	215	0.2020	43.46	836	7.0859%	Fecal		CFU/100 mL	200	283.2	86400	-	212,688.7
5439000	4/4/2017	215	215	0.2020	43.46	836	7.0859%	Fecal		CFU/100 mL	200	283.2	86400	-	212,688.7
5439000	1/12/2020	215	215	0.2020	43.46	836	7.0859%	Fecal		CFU/100 mL	200	283.2	86400	-	212,688.7
5439000	2/22/2022	215	215	0.1459	31.41	1284	10.8832%	Fecal		CFU/100 mL	200	283.2	86400	-	153,695.0
5439000	1/16/1995	214	214	0.2020	43.26	842	7.1368%	Fecal		CFU/100 mL	200	283.2	86400	-	211,700.1
5439000	4/19/1998	214	214	0.2020	43.26	842	7.1368%	Fecal		CFU/100 mL	200	283.2	86400	-	211,700.1
5439000	3/10/2002	214	214	0.2020	43.26	842	7.1368%	Fecal		CFU/100 mL	200	283.2	86400	-	211,700.1
5439000	5/17/2004	214	214	0.2020	43.26	842	7.1368%	Fecal		CFU/100 mL	200	283.2	86400	-	211,700.1
5439000	5/27/2004	214	214	0.2020	43.26	842	7.1368%	Fecal		CFU/100 mL	200	283.2	86400	-	211,700.1
5439000	3/14/2009	214	214	0.2020	43.26	842	7.1368%	Fecal		CFU/100 mL	200	283.2	86400	-	211,700.1
5439000	12/30/2009	214	214	0.2020	43.26	842	7.1368%	Fecal		CFU/100 mL	200	283.2	86400	-	211,700.1
5439000	4/24/2011	214	214	0.2020	43.26	842	7.1368%	Fecal		CFU/100 mL	200	283.2	86400	-	211,700.1
5439000	6/15/2016	214	214	0.2020	43.26	842	7.1368%	Fecal		CFU/100 mL	200	283.2	86400	-	211,700.1
5439000	3/19/2021	214	214	0.2020	43.26	842	7.1368%	Fecal		CFU/100 mL	200	283.2	86400	-	211,700.1
5439000	3/24/2022	214	214	0.1459	31.26	1299	11.0103%	Fecal		CFU/100 mL	200	283.2	86400	-	152,980.8
5439000	3/17/1991	213	213	0.2020	43.06	853	7.2300%	Fecal		CFU/100 mL	200	283.2	86400	-	210,711.6
5439000	6/21/1996	213	213	0.2020	43.06	853	7.2300%	Fecal		CFU/100 mL	200	283.2	86400	-	210,711.6
5439000	5/6/1999	213	213	0.2020	43.06	853	7.2300%	Fecal		CFU/100 mL	200	283.2	86400	-	210,711.6
5439000	5/7/1999	213	213	0.2020	43.06	853	7.2300%	Fecal		CFU/100 mL	200	283.2	86400	-	210,711.6
5439000	12/13/2006	213	213	0.2020	43.06	853	7.2300%	Fecal		CFU/100 mL	200	283.2	86400	-	210,711.6
5439000	12/10/2008	213	213	0.2020	43.06	853	7.2300%	Fecal		CFU/100 mL	200	283.2	86400	-	210,711.6
5439000	5/13/2011	213	213	0.2020	43.06	853	7.2300%	Fecal		CFU/100 mL	200	283.2	86400	-	210,711.6
5439000	12/22/2015	213	213	0.2020	43.06	853	7.2300%	Fecal		CFU/100 mL	200	283.2	86400	-	210,711.6
5439000	6/5/2019	213	213	0.2020	43.06	853	7.2300%	Fecal		CFU/100 mL	200	283.2	86400	-	210,711.6
5439000	5/4/1993	212	212	0.2020	42.86	862	7.3063%	Fecal		CFU/100 mL	200	283.2	86400	-	209,723.0
5439000	5/3/2018	212	212	0.2020	42.86	862	7.3063%	Fecal		CFU/100 mL	200	283.2	86400	-	209,723.0
5439000	5/14/1990	211	211	0.2020	42.65	864	7.3233%	Fecal		CFU/100 mL	200	283.2	86400	-	208,734.5
5439000	6/28/1994	211	211	0.2020	42.65	864	7.3233%	Fecal		CFU/100 mL	200	283.2	86400	-	208,734.5
5439000	5/13/1995	211	211	0.2020	42.65	864	7.3233%	Fecal		CFU/100 mL	200	283.2	86400	-	208,734.5
5439000	7/9/2007	211	211	0.2020	42.65	864	7.3233%	Fecal		CFU/100 mL	200	283.2	86400	-	208,734.5
5439000	5/17/2010	211	211	0.2020	42.65	864	7.3233%	Fecal		CFU/100 mL	200	283.2	86400	-	208,734.5
5439000	5/8/2015	211	211	0.2020	42.65	864	7.3233%	Fecal		CFU/100 mL	200	283.2	86400	-	208,734.5
5439000	1/2/2019	211	211	0.2020	42.65	864	7.3233%	Fecal		CFU/100 mL	200	283.2	86400	-	208,734.5
5439000	11/14/1992	210	210	0.2020	42.45	871	7.3826%	Fecal		CFU/100 mL	200	283.2	86400	-	207,746.0
5439000	11/28/1992	210	210	0.2020	42.45	871	7.3826%	Fecal		CFU/100 mL	200	283.2	86400	-	207,746.0
5439000	1/2/2011	210	210	0.2020	42.45	871	7.3826%	Fecal		CFU/100 mL	200	283.2	86400	-	207,746.0

Gage ID	Date	Discharge (CFS)	Gage Discharge (less Surrogate NPDES) (CFS)	Watershed Area Ratio	Calculated flow (CFS)	Rank	Flow Exceedance %	Parameter	Results	Units (mg or micro_gram	Limit/Standard	100mL/CF	sec/day	Actual Load (million colonies/day)	Allowable Load (million colonies/day)
5439000	4/12/2013	210	210	0.2020	42.45	871	7.3826%	Fecal		CFU/100 mL	200	283.2	86400	-	207,746.0
5439000	2/22/2011	209	209	0.2020	42.25	875	7.4165%	Fecal		CFU/100 mL	200	283.2	86400	-	206,757.4
5439000	6/14/2011	209	209	0.2020	42.25	875	7.4165%	Fecal		CFU/100 mL	200	283.2	86400	-	206,757.4
5439000	6/25/2015	209	209	0.2020	42.25	875	7.4165%	Fecal		CFU/100 mL	200	283.2	86400	-	206,757.4
5439000	12/27/2016	209	209	0.2020	42.25	875	7.4165%	Fecal		CFU/100 mL	200	283.2	86400	-	206,757.4
5439000	7/22/2007	208	208	0.2020	42.05	879	7.4504%	Fecal		CFU/100 mL	200	283.2	86400	-	205,768.9
5439000	4/28/2009	208	208	0.2020	42.05	879	7.4504%	Fecal		CFU/100 mL	200	283.2	86400	-	205,768.9
5439000	12/17/2011	208	208	0.2020	42.05	879	7.4504%	Fecal		CFU/100 mL	200	283.2	86400	-	205,768.9
5439000	12/1/1990	207	207	0.2020	41.85	882	7.4758%	Fecal		CFU/100 mL	200	283.2	86400	-	204,780.3
5439000	3/20/1994	207	207	0.2020	41.85	882	7.4758%	Fecal		CFU/100 mL	200	283.2	86400	-	204,780.3
5439000	4/20/1998	207	207	0.2020	41.85	882	7.4758%	Fecal		CFU/100 mL	200	283.2	86400	-	204,780.3
5439000	4/15/2008	207	207	0.2020	41.85	882	7.4758%	Fecal		CFU/100 mL	200	283.2	86400	-	204,780.3
5439000	11/3/2009	207	207	0.2020	41.85	882	7.4758%	Fecal		CFU/100 mL	200	283.2	86400	-	204,780.3
5439000	2/11/2013	207	207	0.2020	41.85	882	7.4758%	Fecal		CFU/100 mL	200	283.2	86400	-	204,780.3
5439000	7/5/2014	207	207	0.2020	41.85	882	7.4758%	Fecal		CFU/100 mL	200	283.2	86400	-	204,780.3
5439000	5/9/2015	207	207	0.2020	41.85	882	7.4758%	Fecal		CFU/100 mL	200	283.2	86400	-	204,780.3
5439000	3/18/1990	206	206	0.2020	41.64	890	7.5437%	Fecal		CFU/100 mL	200	283.2	86400	-	203,791.8
5439000	3/7/1992	206	206	0.2020	41.64	890	7.5437%	Fecal		CFU/100 mL	200	283.2	86400	-	203,791.8
5439000	6/10/1996	206	206	0.2020	41.64	890	7.5437%	Fecal		CFU/100 mL	200	283.2	86400	-	203,791.8
5439000	3/3/2018	206	206	0.2020	41.64	890	7.5437%	Fecal		CFU/100 mL	200	283.2	86400	-	203,791.8
5439000	11/4/2019	206	206	0.2020	41.64	890	7.5437%	Fecal		CFU/100 mL	200	283.2	86400	-	203,791.8
5439000	1/7/1993	205	205	0.2020	41.44	895	7.5860%	Fecal		CFU/100 mL	200	283.2	86400	-	202,803.2
5439000	6/26/2000	205	205	0.2020	41.44	895	7.5860%	Fecal		CFU/100 mL	200	283.2	86400	-	202,803.2
5439000	1/6/2008	205	205	0.2020	41.44	895	7.5860%	Fecal		CFU/100 mL	200	283.2	86400	-	202,803.2
5439000	5/14/2008	205	205	0.2020	41.44	895	7.5860%	Fecal		CFU/100 mL	200	283.2	86400	-	202,803.2
5439000	3/11/2015	205	205	0.2020	41.44	895	7.5860%	Fecal		CFU/100 mL	200	283.2	86400	-	202,803.2
5439000	4/26/2015	205	205	0.2020	41.44	895	7.5860%	Fecal		CFU/100 mL	200	283.2	86400	-	202,803.2
5439000	5/8/1997	204	204	0.2020	41.24	901	7.6369%	Fecal		CFU/100 mL	200	283.2	86400	-	201,814.7
5439000	6/13/2013	204	204	0.2020	41.24	901	7.6369%	Fecal		CFU/100 mL	200	283.2	86400	-	201,814.7
5439000	1/18/2017	204	204	0.2020	41.24	901	7.6369%	Fecal		CFU/100 mL	200	283.2	86400	-	201,814.7
5439000	6/4/2019	204	204	0.2020	41.24	901	7.6369%	Fecal		CFU/100 mL	200	283.2	86400	-	201,814.7
5439000	2/24/2022	204	204	0.1459	29.80	1389	11.7732%	Fecal		CFU/100 mL	200	283.2	86400	-	145,839.2
5439000	5/12/1998	203	203	0.2020	41.04	905	7.6708%	Fecal		CFU/100 mL	200	283.2	86400	-	200,826.1
5439000	4/22/2009	203	203	0.2020	41.04	905	7.6708%	Fecal		CFU/100 mL	200	283.2	86400	-	200,826.1
5439000	5/15/2009	203	203	0.2020	41.04	905	7.6708%	Fecal		CFU/100 mL	200	283.2	86400	-	200,826.1
5439000	4/24/1993	202	202	0.2020	40.84	908	7.6962%	Fecal		CFU/100 mL	200	283.2	86400	-	199,837.6
5439000	5/18/2004	202	202	0.2020	40.84	908	7.6962%	Fecal		CFU/100 mL	200	283.2	86400	-	199,837.6
5439000	3/11/2011	202	202	0.2020	40.84	908	7.6962%	Fecal		CFU/100 mL	200	283.2	86400	-	199,837.6
5439000	6/24/2014	202	202	0.2020	40.84	908	7.6962%	Fecal		CFU/100 mL	200	283.2	86400	-	199,837.6
5439000	12/18/2015	202	202	0.2020	40.84	908	7.6962%	Fecal		CFU/100 mL	200	283.2	86400	-	199,837.6
5439000	3/17/2001	201	201	0.2020	40.63	913	7.7386%	Fecal		CFU/100 mL	200	283.2	86400	-	198,849.0
5439000	5/27/2019	201	201	0.2020	40.63	913	7.7386%	Fecal		CFU/100 mL	200	283.2	86400	-	198,849.0
5439000	3/22/1991	200	200	0.2020	40.43	915	7.7556%	Fecal		CFU/100 mL	200	283.2	86400	-	197,860.5
5439000	12/19/1992	200	200	0.2020	40.43	915	7.7556%	Fecal		CFU/100 mL	200	283.2	86400	-	197,860.5
5439000	4/7/1993	200	200	0.2020	40.43	915	7.7556%	Fecal		CFU/100 mL	200	283.2	86400	-	197,860.5
5439000	5/31/1995	200	200	0.2020	40.43	915	7.7556%	Fecal		CFU/100 mL	200	283.2	86400	-	197,860.5
5439000	6/5/1995	200	200	0.2020	40.43	915	7.7556%	Fecal		CFU/100 mL	200	283.2	86400	-	197,860.5
5439000	6/14/1998	200	200	0.2020	40.43	915	7.7556%	Fecal		CFU/100 mL	200	283.2	86400	-	197,860.5
5439000	3/21/2001	200	200	0.2020	40.43	915	7.7556%	Fecal		CFU/100 mL	200	283.2	86400	-	197,860.5
5439000	5/3/2009	200	200	0.2020	40.43	915	7.7556%	Fecal		CFU/100 mL	200	283.2	86400	-	197,860.5
5439000	12/3/2015	200	200	0.2020	40.43	915	7.7556%	Fecal		CFU/100 mL	200	283.2	86400	-	197,860.5
5439000	6/3/2019	200	200	0.2020	40.43	915	7.7556%	Fecal		CFU/100 mL	200	283.2	86400	-	197,860.5
5439000	11/27/1990	199	199	0.2020	40.23	925	7.8403%	Fecal		CFU/100 mL	200	283.2	86400	-	196,872.0
5439000	5/14/1995	199	199	0.2020	40.23	925	7.8403%	Fecal		CFU/100 mL	200	283.2	86400	-	196,872.0
5439000	2/13/1998	199	199	0.2020	40.23	925	7.8403%	Fecal		CFU/100 mL	200	283.2	86400	-	196,872.0
5439000	6/4/1999	199	199	0.2020	40.23	925	7.8403%	Fecal		CFU/100 mL	200	283.2	86400	-	196,872.0
5439000	2/15/2005	199	199	0.2020	40.23	925	7.8403%	Fecal		CFU/100 mL	200	283.2	86400	-	196,872.0
5439000	9/2/2007	199	199	0.2020	40.23	925	7.8403%	Fecal		CFU/100 mL	200	283.2	86400	-	196,872.0
5439000	3/3/1991	198	198	0.2020	40.03	931	7.8912%	Fecal		CFU/100 mL	200	283.2	86400	-	195,883.4
5439000	8/24/1993	198	198	0.2020	40.03	931	7.8912%	Fecal		CFU/100 mL	200	283.2	86400	-	195,883.4
5439000	2/24/1994	198	198	0.2020	40.03	931	7.8912%	Fecal		CFU/100 mL	200	283.2	86400	-	195,883.4
5439000	3/17/2010	198	198	0.2020	40.03	931	7.8912%	Fecal		CFU/100 mL	200	283.2	86400	-	195,883.4
5439000	10/17/2017	198	198	0.2020	40.03	931	7.8912%	Fecal		CFU/100 mL	200	283.2	86400	-	195,883.4
5439000	5/13/2019	198	198	0.2020	40.03	931	7.8912%	Fecal		CFU/100 mL	200	283.2	86400	-	195,883.4
5439000	4/2/2020	198	198	0.2020	40.03	931	7.8912%	Fecal		CFU/100 mL	200	283.2	86400	-	195,883.4
5439000	5/23/2020	198	198	0.2020	40.03	931	7.8912%	Fecal		CFU/100 mL	200	283.2	86400	-	195,883.4
5439000	5/4/2016	197	197	0.2020	39.83	939	7.9590%	Fecal		CFU/100 mL	200	283.2	86400	-	194,894.9
5439000	5/26/2019	197	197	0.2020	39.83	939	7.9590%	Fecal		CFU/100 mL	200	283.2	86400	-	194,894.9
5439000	3/5/2021	197	197	0.2020	39.83	939	7.9590%	Fecal		CFU/100 mL	200	283.2	86400	-	194,894.9
5439000	5/6/1993	196	196	0.2020	39.62	942	7.9844%	Fecal		CFU/100 mL	200	283.2	86400	-	193,906.3
5439000	4/25/2007	196	196	0.2020	39.62	942	7.9844%	Fecal		CFU/100 mL	200	283.2	86400	-	193,906.3
5439000	10/26/2009	196	196	0.2020	39.62	942	7.9844%	Fecal		CFU/100 mL	200	283.2	86400	-	193,906.3
5439000	3/7/2011	196	196	0.2020	39.62	942	7.9844%	Fecal		CFU/100 mL	200	283.2	86400	-	193,906.3
5439000	7/28/2017	196	196	0.2020	39.62	942	7.9844%	Fecal		CFU/100 mL	200	283.2	86400	-	193,906.3
5439000	3/10/1993	195	195	0.2020	39.42	947	8.0268%	Fecal		CFU/100 mL	200	283.2	86400	-	192,917.8
5439000	3/29/2004	195	195	0.2020	39.42	947	8.0268%	Fecal		CFU/100 mL	200	283.2	86400	-	192,917.8
5439000	5/10/2015	195	195	0.2020	39.42	947	8.0268%	Fecal		CFU/100 mL	200	283.2	86400	-	192,917.8
5439000	9/18/2019	195	195	0.2020	39.42	947	8.0268%	Fecal		CFU/100 mL	200	283.2	86400	-	192,917.8
5439000	3/13/2021	195	195	0.2020	39.42	947	8.0268%	Fecal		CFU/100 mL	200	283.2	86400	-	192,917.8
5439000	3/1/2009	194	194	0.2020	39.22	952	8.0692%	Fecal		CFU/100 mL	200	283.2	86400	-	191,929.2
5439000	6/27/2010	194	194	0.2020	39.22	952	8.0692%	Fecal		CFU/100 mL	200	283.2	86400	-	191,929.2
5439000	7/13/2015	194	194	0.2020	39.22	952	8.0692%	Fecal		CFU/100 mL	200	283.2	86400	-	191,929.2
5439000	5/10/2017	194	194	0.2020	39.22	952	8.0692%	Fecal		CFU/100 mL	200	283.2	86400	-	191,929.2
5439000	12/31/2019	194	194	0.2020	39.22	952	8.0692%	Fecal		CFU/100 mL	200	283.2	86400	-	191,929.2
5439000	12/1/1991	193	193	0.2020	39.02	957	8.1115%	Fecal		CFU/100 mL	200	283.2	86400	-	190,940.7
5439000	6/13/1993	193	193	0.2020	39.02	957	8.1115%	Fecal		CFU/100 mL	200	283.2	86400	-	190,940.7
5439000	11/11/1994	193	193	0.2020	39.02	957	8.1115%	Fecal		CFU/100 mL	200	283.2	86400	-	190,940.7
5439000	8/10/1996	193	193	0.2020	39.02	957	8.1115%	Fecal		CFU/100 mL	200	283.2	86400	-	190,940.7
5439000	1/13/2005	193	193	0.2020	39.02	957	8.1115%	Fecal		CFU/100 mL	200	283.2	86400	-	190,940.7
5439000	12/14/2006	193	193	0.2020	39.02	957	8.1115%	Fecal		CFU/100 mL	200	283.2	86400	-	190,940.7
5439000	4/29/2009	193	193	0.2020	39.02	957	8.1115%	Fecal		CFU/100 mL	200	283.2	86400	-	190,940.7
5439000	10/27/2009	193	193	0.2020	39.02	957	8.1115%	Fecal		CFU/100 mL	200	283.2	86400	-	190,940.7
5439000	6/28/2010	193	193	0.2020	39.02	957	8.1115%	Fecal		CFU/100 mL	200	283.2	86400	-	190,940.7
5439000	4/27/2013	193	193	0.2020	39.02	957	8.1115%	Fecal		CFU/100 mL	200	283.2	86400	-	190,940.7
5439000	1/1/2016	193	193	0.2020	39.02	957	8.1115%	Fecal		CFU/100 mL	200	283.2	86400	-	190,940.7
5439000	10/8/2019	193	193	0.2020	39.02	957	8.1115%	Fecal		CFU/100 mL	200	283.2	86400	-	190,940.7
5439000	7/31/1996	192	192	0.2020	38.82	969	8.2133%	Fecal		CFU/100 mL	200	283.2	86400	-	189,952.1
5439000	4/18/1999	192	192	0.2020	38.82	969	8.2133%	Fecal		CFU/100 mL	200	283.2	86400	-	189,952.1
5439000	3/15/2001	192	192	0.2020	38.82	969	8.2133%	Fecal		CFU/100 mL	200	283.2	86400	-	189,952.1
5439000	6/10/2002	192	192	0.2020	38.82	969	8.2133%	Fecal		CFU/100 mL	200	283.2	86400	-	189,952.1
5439000	4/29/2007	192	192	0.2020	38.82	969	8.2133%	Fecal		CFU/100 mL	200	283.2	86400	-	189,952.1
5439000	11/11/2011	192	192	0.2020	38.82	969	8.2133%	Fecal		CFU/100 mL	200	283.2	86400	-	189,952.1
5439000	3/15/2015	192	192	0.2020	38.82	969	8.2133%	Fecal		CFU/100 mL	200	283.2	86400	-	189,952.1
5439000	6/24/2015	192	192	0.2020	38.82	969	8.2133%	Fecal		CFU/100 mL	200	283.2	86400	-	189,952.1
5439000	4/9/2017	192	192	0.2020	38.82	969	8.2133%	Fecal		CFU/100 mL	200	283.2	86400	-	189,952.1
5439000	5/21/2019	192	192	0.2020	38.82	969	8.2133%	Fecal		CFU/100 mL	200	283.2	86400	-	189,952.1
5439000	5/5/1990	191	191	0.2020	38.61	979	8.2980%	Fecal		CFU/100 mL	200	283.2	86400	-	188,963.6
5439000	9/16/1993	191	191	0.2020	38.61	979	8.2980%	Fecal		CFU/100 mL	200	283.2	86400	-	188,963.6
5439000	4/14/1995	191	191	0.2020	38.61	979	8.2980%	Fecal		CFU/100 mL	200	283.2	86400	-	188,963.6
5439000	4/24/1998	191	191	0.2020	38.61	979	8.2980%	Fecal		CFU/100 mL	200	283.2	86400	-	188,963.6
5439000	3/18/2019	191	191	0.2020	38.61	979	8.2980%	Fecal		CFU/100 mL	200	283.2	86400	-	188,963.6
5439000	2/5/1993	190	190	0.2020	38.41	984	8.3404%	Fecal		CFU/100 mL	200	283.2	86400	-	187,975.0
5439000	4/11/1998	190	190	0.2020	38.41	984	8.3404%	Fecal		CFU/100 mL	200	283.2	86400	-	187,975.0
5439000	5/19/2002	190	190	0.2020	38.41	984	8.3404%	Fecal		CFU/100 mL	200	283.2	86400	-	187,975.0
5439000	3/28/2009	190	190	0.2020	38.41	984	8.3404%	Fecal		CFU/100 mL	200	283.2	86400	-	187,975.0
5439000	3/20/2021	190	190	0.2020	38.41	984	8.3404%	Fecal		CFU/100 mL	200	283.2	86400	-	187,975.0
5439000	4/8/2022	190	190	0.1459	27.76	1519	12.8751%	Fecal		CFU/100 mL	200	283.2	86400	-	135,841.1
5439000	8/21/1990	189	189	0.2020	38.21	989	8.3828%	Fecal		CFU/100 mL	200	283.2	86400	-	186,986.5
5439000	5/7/2009	189	189	0.2020	38.21	989	8.3828%	Fecal		CFU/100 mL	200	283.2	86400	-	186,986.5
5439000	9/30/1993	188	188	0.2020	38.01	991	8.3997%	Fecal		CFU/100 mL	200	283.2	86400	-	185,998.0
5439000	3/15/2009	188	188	0.2020	38.01	991	8.3997%	Fecal		CFU/100 mL	200	283.2	86400	-	185,998.0
5439000	4/4/2009	188	188	0.2020	38.01	991	8.3997%	Fecal		CFU/100 mL	200	283.2	86400	-	185,998.0
5439000	5/28/2009	188	188	0.2020	38.01	991	8.3997%	Fecal		CFU/100 mL	200	283.2	86400	-	185,998.0
5439000	6/14/2013	188	188	0.2020	38.01	991	8.3997%	Fecal		CFU/100 mL	200	283.2	86400	-	185,998.0
5439000	6/12/2014	188	188	0.2020	38.01	991	8.3997%	Fecal		CFU/100 mL	200	283.2	86400	-	185,998.0

Gage ID	Date	Discharge (CFS)	Gage Discharge (less Surrogate NPDES) (CFS)	Watershed Area Ratio	Calculated flow (CFS)	Rank	Flow Exceedance %	Parameter	Results	Units (mg or micro_gram	Limit/Standard	100mL/CF	sec/day	Actual Load (million colonies/day)	Allowable Load (million colonies/day)
5439000	4/18/1991	187	187	0.2020	37.81	997	8.4506%	Fecal		CFU/100 mL	200	283.2	86400	-	185,009.4
5439000	4/29/1995	187	187	0.2020	37.81	997	8.4506%	Fecal		CFU/100 mL	200	283.2	86400	-	185,009.4
5439000	5/21/1996	187	187	0.2020	37.81	997	8.4506%	Fecal		CFU/100 mL	200	283.2	86400	-	185,009.4
5439000	3/18/2001	187	187	0.2020	37.81	997	8.4506%	Fecal		CFU/100 mL	200	283.2	86400	-	185,009.4
5439000	1/12/2008	187	187	0.2020	37.81	997	8.4506%	Fecal		CFU/100 mL	200	283.2	86400	-	185,009.4
5439000	4/8/2010	187	187	0.2020	37.81	997	8.4506%	Fecal		CFU/100 mL	200	283.2	86400	-	185,009.4
5439000	6/23/2016	187	187	0.2020	37.81	997	8.4506%	Fecal		CFU/100 mL	200	283.2	86400	-	185,009.4
5439000	5/6/2017	187	187	0.2020	37.81	997	8.4506%	Fecal		CFU/100 mL	200	283.2	86400	-	185,009.4
5439000	5/27/2017	187	187	0.2020	37.81	997	8.4506%	Fecal		CFU/100 mL	200	283.2	86400	-	185,009.4
5439000	4/28/2019	187	187	0.2020	37.81	997	8.4506%	Fecal		CFU/100 mL	200	283.2	86400	-	185,009.4
5439000	6/3/1991	186	186	0.2020	37.60	1007	8.5353%	Fecal		CFU/100 mL	200	283.2	86400	-	184,020.9
5439000	6/26/1996	186	186	0.2020	37.60	1007	8.5353%	Fecal		CFU/100 mL	200	283.2	86400	-	184,020.9
5439000	3/5/1997	186	186	0.2020	37.60	1007	8.5353%	Fecal		CFU/100 mL	200	283.2	86400	-	184,020.9
5439000	1/29/1999	186	186	0.2020	37.60	1007	8.5353%	Fecal		CFU/100 mL	200	283.2	86400	-	184,020.9
5439000	6/10/2008	186	186	0.2020	37.60	1007	8.5353%	Fecal		CFU/100 mL	200	283.2	86400	-	184,020.9
5439000	3/1/2011	186	186	0.2020	37.60	1007	8.5353%	Fecal		CFU/100 mL	200	283.2	86400	-	184,020.9
5439000	5/2/2020	186	186	0.2020	37.60	1007	8.5353%	Fecal		CFU/100 mL	200	283.2	86400	-	184,020.9
5439000	6/18/2000	185	185	0.2020	37.40	1014	8.5947%	Fecal		CFU/100 mL	200	283.2	86400	-	183,032.3
5439000	6/6/2004	185	185	0.2020	37.40	1014	8.5947%	Fecal		CFU/100 mL	200	283.2	86400	-	183,032.3
5439000	9/22/2008	185	185	0.2020	37.40	1014	8.5947%	Fecal		CFU/100 mL	200	283.2	86400	-	183,032.3
5439000	6/15/2011	185	185	0.2020	37.40	1014	8.5947%	Fecal		CFU/100 mL	200	283.2	86400	-	183,032.3
5439000	4/4/2014	185	185	0.2020	37.40	1014	8.5947%	Fecal		CFU/100 mL	200	283.2	86400	-	183,032.3
5439000	1/20/2017	185	185	0.2020	37.40	1014	8.5947%	Fecal		CFU/100 mL	200	283.2	86400	-	183,032.3
5439000	1/22/2017	185	185	0.2020	37.40	1014	8.5947%	Fecal		CFU/100 mL	200	283.2	86400	-	183,032.3
5439000	5/18/1991	184	184	0.2020	37.20	1021	8.6540%	Fecal		CFU/100 mL	200	283.2	86400	-	182,043.8
5439000	4/12/1993	184	184	0.2020	37.20	1021	8.6540%	Fecal		CFU/100 mL	200	283.2	86400	-	182,043.8
5439000	4/30/1999	184	184	0.2020	37.20	1021	8.6540%	Fecal		CFU/100 mL	200	283.2	86400	-	182,043.8
5439000	5/17/1999	184	184	0.2020	37.20	1021	8.6540%	Fecal		CFU/100 mL	200	283.2	86400	-	182,043.8
5439000	5/15/2003	184	184	0.2020	37.20	1021	8.6540%	Fecal		CFU/100 mL	200	283.2	86400	-	182,043.8
5439000	3/7/2004	184	184	0.2020	37.20	1021	8.6540%	Fecal		CFU/100 mL	200	283.2	86400	-	182,043.8
5439000	1/27/2010	184	184	0.2020	37.20	1021	8.6540%	Fecal		CFU/100 mL	200	283.2	86400	-	182,043.8
5439000	3/8/1994	183	183	0.2020	37.00	1028	8.7133%	Fecal		CFU/100 mL	200	283.2	86400	-	181,055.2
5439000	4/3/1998	183	183	0.2020	37.00	1028	8.7133%	Fecal		CFU/100 mL	200	283.2	86400	-	181,055.2
5439000	5/28/2004	183	183	0.2020	37.00	1028	8.7133%	Fecal		CFU/100 mL	200	283.2	86400	-	181,055.2
5439000	6/14/2004	183	183	0.2020	37.00	1028	8.7133%	Fecal		CFU/100 mL	200	283.2	86400	-	181,055.2
5439000	4/5/2010	183	183	0.2020	37.00	1028	8.7133%	Fecal		CFU/100 mL	200	283.2	86400	-	181,055.2
5439000	6/4/2011	183	183	0.2020	37.00	1028	8.7133%	Fecal		CFU/100 mL	200	283.2	86400	-	181,055.2
5439000	12/26/2015	183	183	0.2020	37.00	1028	8.7133%	Fecal		CFU/100 mL	200	283.2	86400	-	181,055.2
5439000	2/3/2016	183	183	0.2020	37.00	1028	8.7133%	Fecal		CFU/100 mL	200	283.2	86400	-	181,055.2
5439000	3/30/1991	182	182	0.2020	36.80	1036	8.7811%	Fecal		CFU/100 mL	200	283.2	86400	-	180,066.7
5439000	11/29/1992	182	182	0.2020	36.80	1036	8.7811%	Fecal		CFU/100 mL	200	283.2	86400	-	180,066.7
5439000	6/27/1993	182	182	0.2020	36.80	1036	8.7811%	Fecal		CFU/100 mL	200	283.2	86400	-	180,066.7
5439000	3/5/2007	182	182	0.2020	36.80	1036	8.7811%	Fecal		CFU/100 mL	200	283.2	86400	-	180,066.7
5439000	4/29/2011	182	182	0.2020	36.80	1036	8.7811%	Fecal		CFU/100 mL	200	283.2	86400	-	180,066.7
5439000	12/21/2015	182	182	0.2020	36.80	1036	8.7811%	Fecal		CFU/100 mL	200	283.2	86400	-	180,066.7
5439000	7/28/1996	181	181	0.2020	36.59	1042	8.8320%	Fecal		CFU/100 mL	200	283.2	86400	-	179,078.1
5439000	2/4/1999	181	181	0.2020	36.59	1042	8.8320%	Fecal		CFU/100 mL	200	283.2	86400	-	179,078.1
5439000	6/11/2002	181	181	0.2020	36.59	1042	8.8320%	Fecal		CFU/100 mL	200	283.2	86400	-	179,078.1
5439000	12/9/2008	181	181	0.2020	36.59	1042	8.8320%	Fecal		CFU/100 mL	200	283.2	86400	-	179,078.1
5439000	5/18/2011	181	181	0.2020	36.59	1042	8.8320%	Fecal		CFU/100 mL	200	283.2	86400	-	179,078.1
5439000	3/9/2019	181	181	0.2020	36.59	1042	8.8320%	Fecal		CFU/100 mL	200	283.2	86400	-	179,078.1
5439000	6/6/2019	181	181	0.2020	36.59	1042	8.8320%	Fecal		CFU/100 mL	200	283.2	86400	-	179,078.1
5439000	5/20/1990	180	180	0.2020	36.39	1049	8.8913%	Fecal		CFU/100 mL	200	283.2	86400	-	178,089.6
5439000	3/23/1991	180	180	0.2020	36.39	1049	8.8913%	Fecal		CFU/100 mL	200	283.2	86400	-	178,089.6
5439000	4/14/1991	180	180	0.2020	36.39	1049	8.8913%	Fecal		CFU/100 mL	200	283.2	86400	-	178,089.6
5439000	6/23/1993	180	180	0.2020	36.39	1049	8.8913%	Fecal		CFU/100 mL	200	283.2	86400	-	178,089.6
5439000	3/31/1998	180	180	0.2020	36.39	1049	8.8913%	Fecal		CFU/100 mL	200	283.2	86400	-	178,089.6
5439000	5/6/1998	180	180	0.2020	36.39	1049	8.8913%	Fecal		CFU/100 mL	200	283.2	86400	-	178,089.6
5439000	3/16/2007	180	180	0.2020	36.39	1049	8.8913%	Fecal		CFU/100 mL	200	283.2	86400	-	178,089.6
5439000	7/7/2015	180	180	0.2020	36.39	1049	8.8913%	Fecal		CFU/100 mL	200	283.2	86400	-	178,089.6
5439000	12/28/2015	180	180	0.2020	36.39	1049	8.8913%	Fecal		CFU/100 mL	200	283.2	86400	-	178,089.6
5439000	6/19/2018	180	180	0.2020	36.39	1049	8.8913%	Fecal		CFU/100 mL	200	283.2	86400	-	178,089.6
5439000	3/10/1998	179	179	0.2020	36.19	1059	8.9761%	Fecal		CFU/100 mL	200	283.2	86400	-	177,101.0
5439000	4/11/2002	179	179	0.2020	36.19	1059	8.9761%	Fecal		CFU/100 mL	200	283.2	86400	-	177,101.0
5439000	6/25/2010	179	179	0.2020	36.19	1059	8.9761%	Fecal		CFU/100 mL	200	283.2	86400	-	177,101.0
5439000	3/8/1990	178	178	0.2020	35.99	1062	9.0015%	Fecal		CFU/100 mL	200	283.2	86400	-	176,112.5
5439000	3/21/1998	178	178	0.2020	35.99	1062	9.0015%	Fecal		CFU/100 mL	200	283.2	86400	-	176,112.5
5439000	11/10/1998	178	178	0.2020	35.99	1062	9.0015%	Fecal		CFU/100 mL	200	283.2	86400	-	176,112.5
5439000	11/11/1998	178	178	0.2020	35.99	1062	9.0015%	Fecal		CFU/100 mL	200	283.2	86400	-	176,112.5
5439000	6/24/2000	178	178	0.2020	35.99	1062	9.0015%	Fecal		CFU/100 mL	200	283.2	86400	-	176,112.5
5439000	6/5/2001	178	178	0.2020	35.99	1062	9.0015%	Fecal		CFU/100 mL	200	283.2	86400	-	176,112.5
5439000	3/8/2010	178	178	0.2020	35.99	1062	9.0015%	Fecal		CFU/100 mL	200	283.2	86400	-	176,112.5
5439000	5/27/2015	178	178	0.2020	35.99	1062	9.0015%	Fecal		CFU/100 mL	200	283.2	86400	-	176,112.5
5439000	1/8/1998	177	177	0.2020	35.79	1070	9.0693%	Fecal		CFU/100 mL	200	283.2	86400	-	175,124.0
5439000	5/12/2000	177	177	0.2020	35.79	1070	9.0693%	Fecal		CFU/100 mL	200	283.2	86400	-	175,124.0
5439000	4/10/2015	177	177	0.2020	35.79	1070	9.0693%	Fecal		CFU/100 mL	200	283.2	86400	-	175,124.0
5439000	6/25/2018	177	177	0.2020	35.79	1070	9.0693%	Fecal		CFU/100 mL	200	283.2	86400	-	175,124.0
5439000	7/4/2000	176	176	0.2020	35.58	1074	9.1032%	Fecal		CFU/100 mL	200	283.2	86400	-	174,135.4
5439000	3/1/2001	176	176	0.2020	35.58	1074	9.1032%	Fecal		CFU/100 mL	200	283.2	86400	-	174,135.4
5439000	3/30/2004	176	176	0.2020	35.58	1074	9.1032%	Fecal		CFU/100 mL	200	283.2	86400	-	174,135.4
5439000	3/27/2007	176	176	0.2020	35.58	1074	9.1032%	Fecal		CFU/100 mL	200	283.2	86400	-	174,135.4
5439000	9/3/2007	176	176	0.2020	35.58	1074	9.1032%	Fecal		CFU/100 mL	200	283.2	86400	-	174,135.4
5439000	1/3/2009	176	176	0.2020	35.58	1074	9.1032%	Fecal		CFU/100 mL	200	283.2	86400	-	174,135.4
5439000	5/18/2009	176	176	0.2020	35.58	1074	9.1032%	Fecal		CFU/100 mL	200	283.2	86400	-	174,135.4
5439000	6/11/2009	176	176	0.2020	35.58	1074	9.1032%	Fecal		CFU/100 mL	200	283.2	86400	-	174,135.4
5439000	3/17/2013	176	176	0.2020	35.58	1074	9.1032%	Fecal		CFU/100 mL	200	283.2	86400	-	174,135.4
5439000	11/30/2015	176	176	0.2020	35.58	1074	9.1032%	Fecal		CFU/100 mL	200	283.2	86400	-	174,135.4
5439000	5/19/2016	176	176	0.2020	35.58	1074	9.1032%	Fecal		CFU/100 mL	200	283.2	86400	-	174,135.4
5439000	6/16/2016	176	176	0.2020	35.58	1074	9.1032%	Fecal		CFU/100 mL	200	283.2	86400	-	174,135.4
5439000	3/18/2021	176	176	0.2020	35.58	1074	9.1032%	Fecal		CFU/100 mL	200	283.2	86400	-	174,135.4
5439000	5/15/1990	175	175	0.2020	35.38	1087	9.2134%	Fecal		CFU/100 mL	200	283.2	86400	-	173,146.9
5439000	1/25/1993	175	175	0.2020	35.38	1087	9.2134%	Fecal		CFU/100 mL	200	283.2	86400	-	173,146.9
5439000	5/3/1993	175	175	0.2020	35.38	1087	9.2134%	Fecal		CFU/100 mL	200	283.2	86400	-	173,146.9
5439000	5/7/1993	175	175	0.2020	35.38	1087	9.2134%	Fecal		CFU/100 mL	200	283.2	86400	-	173,146.9
5439000	7/22/1993	175	175	0.2020	35.38	1087	9.2134%	Fecal		CFU/100 mL	200	283.2	86400	-	173,146.9
5439000	7/26/1996	175	175	0.2020	35.38	1087	9.2134%	Fecal		CFU/100 mL	200	283.2	86400	-	173,146.9
5439000	2/2/2001	175	175	0.2020	35.38	1087	9.2134%	Fecal		CFU/100 mL	200	283.2	86400	-	173,146.9
5439000	6/5/2008	175	175	0.2020	35.38	1087	9.2134%	Fecal		CFU/100 mL	200	283.2	86400	-	173,146.9
5439000	6/15/2009	175	175	0.2020	35.38	1087	9.2134%	Fecal		CFU/100 mL	200	283.2	86400	-	173,146.9
5439000	7/3/2013	175	175	0.2020	35.38	1087	9.2134%	Fecal		CFU/100 mL	200	283.2	86400	-	173,146.9
5439000	5/14/2017	175	175	0.2020	35.38	1087	9.2134%	Fecal		CFU/100 mL	200	283.2	86400	-	173,146.9
5439000	10/1/1993	174	174	0.2020	35.18	1098	9.3067%	Fecal		CFU/100 mL	200	283.2	86400	-	172,158.3
5439000	6/17/1999	174	174	0.2020	35.18	1098	9.3067%	Fecal		CFU/100 mL	200	283.2	86400	-	172,158.3
5439000	3/22/2001	174	174	0.2020	35.18	1098	9.3067%	Fecal		CFU/100 mL	200	283.2	86400	-	172,158.3
5439000	5/19/2004	174	174	0.2020	35.18	1098	9.3067%	Fecal		CFU/100 mL	200	283.2	86400	-	172,158.3
5439000	4/3/2008	174	174	0.2020	35.18	1098	9.3067%	Fecal		CFU/100 mL	200	283.2	86400	-	172,158.3
5439000	2/27/2018	174	174	0.2020	35.18	1098	9.3067%	Fecal		CFU/100 mL	200	283.2	86400	-	172,158.3
5439000	6/9/2018	174	174	0.2020	35.18	1098	9.3067%	Fecal		CFU/100 mL	200	283.2	86400	-	172,158.3
5439000	3/19/1990	173	173	0.2020	34.98	1105	9.3660%	Fecal		CFU/100 mL	200	283.2	86400	-	171,169.8
5439000	5/13/1998	173	173	0.2020	34.98	1105	9.3660%	Fecal		CFU/100 mL	200	283.2	86400	-	171,169.8
5439000	5/16/1999	173	173	0.2020	34.98	1105	9.3660%	Fecal		CFU/100 mL	200	283.2	86400	-	171,169.8
5439000	6/7/2001	173	173	0.2020	34.98	1105	9.3660%	Fecal		CFU/100 mL	200	283.2	86400	-	171,169.8
5439000	5/6/2003	173	173	0.2020	34.98	1105	9.3660%	Fecal		CFU/100 mL	200	283.2	86400	-	171,169.8
5439000	4/25/2011	173	173	0.2020	34.98	1105	9.3660%	Fecal		CFU/100 mL	200	283.2	86400	-	171,169.8
5439000	2/9/2019	173	173	0.2020	34.98	1105	9.3660%	Fecal		CFU/100 mL	200	283.2	86400	-	171,169.8
5439000	2/11/1998	172	172	0.2020	34.78	1112	9.4253%	Fecal		CFU/100 mL	200	283.2	86400	-	170,181.2
5439000	11/4/2009	172	172	0.2020	34.78	1112	9.4253%	Fecal		CFU/100 mL	200	283.2	86400	-	170,181.2
5439000	12/31/2009	172	172	0.2020	34.78	1112	9.4253%	Fecal		CFU/100 mL	200	283.2	86400	-	170,181.2
5439000	3/1/2012	172	172	0.2020	34.78	1112	9.4253%	Fecal		CFU/100 mL	200	283.2	86400	-	170,181.2
5439000	6/29/2018	172	172	0.2020	34.78	1112	9.4253%	Fecal		CFU/100 mL	200	283.2	86400	-	170,181.2
5439000	9/26/2019	172	172	0.2020	34.78	1112	9.4253%	Fecal		CFU/100 mL	200	283.2	86400	-	170,181.2
5439000	5/24/2020	172	172	0.2020	34.78	1112	9.4253%	Fecal		CFU/100 mL	200	283.2	86400	-	170,181.2
5439000	6/7/1993	171	171	0.2020	34.57	1119	9.4847%	Fecal		CFU/100 mL	200	283.2	86400	-	169,192.7
5439000	11/13/1995	171	171	0.2020	34.57	1119	9.4847%	Fecal		CFU/100 mL	200	283.2	86400	-	169,192.7
5439000	6/12/1996	171	171	0.2020	34.57	1119	9.4847%	Fecal		CFU/100 mL	200	283.2	86400	-	169,192.7

Gage ID	Date	Discharge (CFS)	Gage Discharge (less Surrogate NPDES) (CFS)	Watershed Area Ratio	Calculated flow (CFS)	Rank	Flow Exceedance %	Parameter	Results	Units (mg or micro_gram	Limit/Standard	100mL/CF	sec/day	Actual Load (million colonies/day)	Allowable Load (million colonies/day)
5439000	5/9/1997	171	171	0.2020	34.57	1119	9.4847%	Fecal		CFU/100 mL	200	283.2	86400	-	169,192.7
5439000	2/1/1999	171	171	0.2020	34.57	1119	9.4847%	Fecal		CFU/100 mL	200	283.2	86400	-	169,192.7
5439000	2/16/2001	171	171	0.2020	34.57	1119	9.4847%	Fecal		CFU/100 mL	200	283.2	86400	-	169,192.7
5439000	5/2/2003	171	171	0.2020	34.57	1119	9.4847%	Fecal		CFU/100 mL	200	283.2	86400	-	169,192.7
5439000	8/11/2007	171	171	0.2020	34.57	1119	9.4847%	Fecal		CFU/100 mL	200	283.2	86400	-	169,192.7
5439000	4/26/2009	171	171	0.2020	34.57	1119	9.4847%	Fecal		CFU/100 mL	200	283.2	86400	-	169,192.7
5439000	5/13/2015	171	171	0.2020	34.57	1119	9.4847%	Fecal		CFU/100 mL	200	283.2	86400	-	169,192.7
5439000	5/16/2019	171	171	0.2020	34.57	1119	9.4847%	Fecal		CFU/100 mL	200	283.2	86400	-	169,192.7
5439000	10/12/2019	171	171	0.2020	34.57	1119	9.4847%	Fecal		CFU/100 mL	200	283.2	86400	-	169,192.7
5439000	4/8/1998	170	170	0.2020	34.37	1131	9.5864%	Fecal		CFU/100 mL	200	283.2	86400	-	168,204.1
5439000	3/31/2004	170	170	0.2020	34.37	1131	9.5864%	Fecal		CFU/100 mL	200	283.2	86400	-	168,204.1
5439000	12/15/2006	170	170	0.2020	34.37	1131	9.5864%	Fecal		CFU/100 mL	200	283.2	86400	-	168,204.1
5439000	2/26/2009	170	170	0.2020	34.37	1131	9.5864%	Fecal		CFU/100 mL	200	283.2	86400	-	168,204.1
5439000	7/25/2010	170	170	0.2020	34.37	1131	9.5864%	Fecal		CFU/100 mL	200	283.2	86400	-	168,204.1
5439000	2/29/2012	170	170	0.2020	34.37	1131	9.5864%	Fecal		CFU/100 mL	200	283.2	86400	-	168,204.1
5439000	6/26/2015	170	170	0.2020	34.37	1131	9.5864%	Fecal		CFU/100 mL	200	283.2	86400	-	168,204.1
5439000	5/26/2016	170	170	0.2020	34.37	1131	9.5864%	Fecal		CFU/100 mL	200	283.2	86400	-	168,204.1
5439000	5/17/2018	170	170	0.2020	34.37	1131	9.5864%	Fecal		CFU/100 mL	200	283.2	86400	-	168,204.1
5439000	5/21/2018	170	170	0.2020	34.37	1131	9.5864%	Fecal		CFU/100 mL	200	283.2	86400	-	168,204.1
5439000	10/11/2019	170	170	0.2020	34.37	1131	9.5864%	Fecal		CFU/100 mL	200	283.2	86400	-	168,204.1
5439000	4/30/1993	169	169	0.2020	34.17	1142	9.6796%	Fecal		CFU/100 mL	200	283.2	86400	-	167,215.6
5439000	6/22/1996	169	169	0.2020	34.17	1142	9.6796%	Fecal		CFU/100 mL	200	283.2	86400	-	167,215.6
5439000	1/31/1999	169	169	0.2020	34.17	1142	9.6796%	Fecal		CFU/100 mL	200	283.2	86400	-	167,215.6
5439000	4/23/2000	169	169	0.2020	34.17	1142	9.6796%	Fecal		CFU/100 mL	200	283.2	86400	-	167,215.6
5439000	10/23/2001	169	169	0.2020	34.17	1142	9.6796%	Fecal		CFU/100 mL	200	283.2	86400	-	167,215.6
5439000	7/20/2008	169	169	0.2020	34.17	1142	9.6796%	Fecal		CFU/100 mL	200	283.2	86400	-	167,215.6
5439000	10/25/2008	169	169	0.2020	34.17	1142	9.6796%	Fecal		CFU/100 mL	200	283.2	86400	-	167,215.6
5439000	3/18/2010	169	169	0.2020	34.17	1142	9.6796%	Fecal		CFU/100 mL	200	283.2	86400	-	167,215.6
5439000	5/9/2012	169	169	0.2020	34.17	1142	9.6796%	Fecal		CFU/100 mL	200	283.2	86400	-	167,215.6
5439000	5/4/2018	169	169	0.2020	34.17	1142	9.6796%	Fecal		CFU/100 mL	200	283.2	86400	-	167,215.6
5439000	2/17/2022	169	169	0.2020	34.17	1142	9.6796%	Fecal		CFU/100 mL	200	283.2	86400	-	167,215.6
5439000	11/5/1990	168	168	0.2020	33.97	1153	9.7728%	Fecal		CFU/100 mL	200	283.2	86400	-	166,227.0
5439000	4/28/2013	168	168	0.2020	33.97	1153	9.7728%	Fecal		CFU/100 mL	200	283.2	86400	-	166,227.0
5439000	4/18/2017	168	168	0.2020	33.97	1153	9.7728%	Fecal		CFU/100 mL	200	283.2	86400	-	166,227.0
5439000	4/25/1993	167	167	0.2020	33.77	1156	9.7983%	Fecal		CFU/100 mL	200	283.2	86400	-	165,238.5
5439000	3/22/1994	167	167	0.2020	33.77	1156	9.7983%	Fecal		CFU/100 mL	200	283.2	86400	-	165,238.5
5439000	1/6/1998	167	167	0.2020	33.77	1156	9.7983%	Fecal		CFU/100 mL	200	283.2	86400	-	165,238.5
5439000	4/8/2002	167	167	0.2020	33.77	1156	9.7983%	Fecal		CFU/100 mL	200	283.2	86400	-	165,238.5
5439000	5/4/2009	167	167	0.2020	33.77	1156	9.7983%	Fecal		CFU/100 mL	200	283.2	86400	-	165,238.5
5439000	5/8/2009	167	167	0.2020	33.77	1156	9.7983%	Fecal		CFU/100 mL	200	283.2	86400	-	165,238.5
5439000	3/12/2011	167	167	0.2020	33.77	1156	9.7983%	Fecal		CFU/100 mL	200	283.2	86400	-	165,238.5
5439000	7/17/2015	167	167	0.2020	33.77	1156	9.7983%	Fecal		CFU/100 mL	200	283.2	86400	-	165,238.5
5439000	3/8/1992	166	166	0.2020	33.56	1164	9.8661%	Fecal		CFU/100 mL	200	283.2	86400	-	164,250.0
5439000	7/4/1998	166	166	0.2020	33.56	1164	9.8661%	Fecal		CFU/100 mL	200	283.2	86400	-	164,250.0
5439000	3/8/2002	166	166	0.2020	33.56	1164	9.8661%	Fecal		CFU/100 mL	200	283.2	86400	-	164,250.0
5439000	3/16/2009	166	166	0.2020	33.56	1164	9.8661%	Fecal		CFU/100 mL	200	283.2	86400	-	164,250.0
5439000	3/17/2009	166	166	0.2020	33.56	1164	9.8661%	Fecal		CFU/100 mL	200	283.2	86400	-	164,250.0
5439000	4/23/2009	166	166	0.2020	33.56	1164	9.8661%	Fecal		CFU/100 mL	200	283.2	86400	-	164,250.0
5439000	8/28/2009	166	166	0.2020	33.56	1164	9.8661%	Fecal		CFU/100 mL	200	283.2	86400	-	164,250.0
5439000	10/25/2009	166	166	0.2020	33.56	1164	9.8661%	Fecal		CFU/100 mL	200	283.2	86400	-	164,250.0
5439000	5/1/2016	166	166	0.2020	33.56	1164	9.8661%	Fecal		CFU/100 mL	200	283.2	86400	-	164,250.0
5439000	12/13/1991	165	165	0.2020	33.36	1173	9.9424%	Fecal		CFU/100 mL	200	283.2	86400	-	163,261.4
5439000	7/23/1993	165	165	0.2020	33.36	1173	9.9424%	Fecal		CFU/100 mL	200	283.2	86400	-	163,261.4
5439000	6/6/1995	165	165	0.2020	33.36	1173	9.9424%	Fecal		CFU/100 mL	200	283.2	86400	-	163,261.4
5439000	2/11/1999	165	165	0.2020	33.36	1173	9.9424%	Fecal		CFU/100 mL	200	283.2	86400	-	163,261.4
5439000	3/6/2007	165	165	0.2020	33.36	1173	9.9424%	Fecal		CFU/100 mL	200	283.2	86400	-	163,261.4
5439000	7/6/2014	165	165	0.2020	33.36	1173	9.9424%	Fecal		CFU/100 mL	200	283.2	86400	-	163,261.4
5439000	4/1/2016	165	165	0.2020	33.36	1173	9.9424%	Fecal		CFU/100 mL	200	283.2	86400	-	163,261.4
5439000	10/26/2017	165	165	0.2020	33.36	1173	9.9424%	Fecal		CFU/100 mL	200	283.2	86400	-	163,261.4
5439000	5/14/2019	165	165	0.2020	33.36	1173	9.9424%	Fecal		CFU/100 mL	200	283.2	86400	-	163,261.4
5439000	9/27/2019	165	165	0.2020	33.36	1173	9.9424%	Fecal		CFU/100 mL	200	283.2	86400	-	163,261.4
5439000	6/21/2021	165	165	0.2020	33.36	1173	9.9424%	Fecal		CFU/100 mL	200	283.2	86400	-	163,261.4
5439000	8/20/1990	164	164	0.2020	33.16	1184	10.0356%	Fecal		CFU/100 mL	200	283.2	86400	-	162,272.9
5439000	7/2/1993	164	164	0.2020	33.16	1184	10.0356%	Fecal		CFU/100 mL	200	283.2	86400	-	162,272.9
5439000	7/27/1993	164	164	0.2020	33.16	1184	10.0356%	Fecal		CFU/100 mL	200	283.2	86400	-	162,272.9
5439000	5/15/1995	164	164	0.2020	33.16	1184	10.0356%	Fecal		CFU/100 mL	200	283.2	86400	-	162,272.9
5439000	6/1/1995	164	164	0.2020	33.16	1184	10.0356%	Fecal		CFU/100 mL	200	283.2	86400	-	162,272.9
5439000	4/25/1998	164	164	0.2020	33.16	1184	10.0356%	Fecal		CFU/100 mL	200	283.2	86400	-	162,272.9
5439000	7/7/1998	164	164	0.2020	33.16	1184	10.0356%	Fecal		CFU/100 mL	200	283.2	86400	-	162,272.9
5439000	5/20/2002	164	164	0.2020	33.16	1184	10.0356%	Fecal		CFU/100 mL	200	283.2	86400	-	162,272.9
5439000	4/16/2008	164	164	0.2020	33.16	1184	10.0356%	Fecal		CFU/100 mL	200	283.2	86400	-	162,272.9
5439000	5/18/2010	164	164	0.2020	33.16	1184	10.0356%	Fecal		CFU/100 mL	200	283.2	86400	-	162,272.9
5439000	11/21/2015	164	164	0.2020	33.16	1184	10.0356%	Fecal		CFU/100 mL	200	283.2	86400	-	162,272.9
5439000	2/2/1990	163	163	0.2020	32.96	1195	10.1288%	Fecal		CFU/100 mL	200	283.2	86400	-	161,284.3
5439000	11/6/1990	163	163	0.2020	32.96	1195	10.1288%	Fecal		CFU/100 mL	200	283.2	86400	-	161,284.3
5439000	12/8/1991	163	163	0.2020	32.96	1195	10.1288%	Fecal		CFU/100 mL	200	283.2	86400	-	161,284.3
5439000	2/21/2002	163	163	0.2020	32.96	1195	10.1288%	Fecal		CFU/100 mL	200	283.2	86400	-	161,284.3
5439000	6/24/2009	163	163	0.2020	32.96	1195	10.1288%	Fecal		CFU/100 mL	200	283.2	86400	-	161,284.3
5439000	11/5/2019	163	163	0.2020	32.96	1195	10.1288%	Fecal		CFU/100 mL	200	283.2	86400	-	161,284.3
5439000	4/3/2020	163	163	0.2020	32.96	1195	10.1288%	Fecal		CFU/100 mL	200	283.2	86400	-	161,284.3
5439000	7/2/2021	163	163	0.2020	32.96	1195	10.1288%	Fecal		CFU/100 mL	200	283.2	86400	-	161,284.3
5439000	12/3/1990	162	162	0.2020	32.76	1203	10.1966%	Fecal		CFU/100 mL	200	283.2	86400	-	160,295.8
5439000	4/13/1993	162	162	0.2020	32.76	1203	10.1966%	Fecal		CFU/100 mL	200	283.2	86400	-	160,295.8
5439000	11/12/1994	162	162	0.2020	32.76	1203	10.1966%	Fecal		CFU/100 mL	200	283.2	86400	-	160,295.8
5439000	5/12/1996	162	162	0.2020	32.76	1203	10.1966%	Fecal		CFU/100 mL	200	283.2	86400	-	160,295.8
5439000	2/13/1999	162	162	0.2020	32.76	1203	10.1966%	Fecal		CFU/100 mL	200	283.2	86400	-	160,295.8
5439000	5/11/2000	162	162	0.2020	32.76	1203	10.1966%	Fecal		CFU/100 mL	200	283.2	86400	-	160,295.8
5439000	4/24/2009	162	162	0.2020	32.76	1203	10.1966%	Fecal		CFU/100 mL	200	283.2	86400	-	160,295.8
5439000	12/18/2011	162	162	0.2020	32.76	1203	10.1966%	Fecal		CFU/100 mL	200	283.2	86400	-	160,295.8
5439000	5/17/2015	162	162	0.2020	32.76	1203	10.1966%	Fecal		CFU/100 mL	200	283.2	86400	-	160,295.8
5439000	2/28/2018	162	162	0.2020	32.76	1203	10.1966%	Fecal		CFU/100 mL	200	283.2	86400	-	160,295.8
5439000	12/6/2018	162	162	0.2020	32.76	1203	10.1966%	Fecal		CFU/100 mL	200	283.2	86400	-	160,295.8
5439000	3/12/2020	162	162	0.2020	32.76	1203	10.1966%	Fecal		CFU/100 mL	200	283.2	86400	-	160,295.8
5439000	7/20/1990	161	161	0.2020	32.55	1215	10.2984%	Fecal		CFU/100 mL	200	283.2	86400	-	159,307.2
5439000	4/10/1991	161	161	0.2020	32.55	1215	10.2984%	Fecal		CFU/100 mL	200	283.2	86400	-	159,307.2
5439000	12/10/1991	161	161	0.2020	32.55	1215	10.2984%	Fecal		CFU/100 mL	200	283.2	86400	-	159,307.2
5439000	1/2/1993	161	161	0.2020	32.55	1215	10.2984%	Fecal		CFU/100 mL	200	283.2	86400	-	159,307.2
5439000	4/29/1993	161	161	0.2020	32.55	1215	10.2984%	Fecal		CFU/100 mL	200	283.2	86400	-	159,307.2
5439000	6/29/1993	161	161	0.2020	32.55	1215	10.2984%	Fecal		CFU/100 mL	200	283.2	86400	-	159,307.2
5439000	6/15/1998	161	161	0.2020	32.55	1215	10.2984%	Fecal		CFU/100 mL	200	283.2	86400	-	159,307.2
5439000	5/13/2004	161	161	0.2020	32.55	1215	10.2984%	Fecal		CFU/100 mL	200	283.2	86400	-	159,307.2
5439000	4/5/2009	161	161	0.2020	32.55	1215	10.2984%	Fecal		CFU/100 mL	200	283.2	86400	-	159,307.2
5439000	4/19/2011	161	161	0.2020	32.55	1215	10.2984%	Fecal		CFU/100 mL	200	283.2	86400	-	159,307.2
5439000	5/9/2017	161	161	0.2020	32.55	1215	10.2984%	Fecal		CFU/100 mL	200	283.2	86400	-	159,307.2
5439000	1/23/2018	161	161	0.2020	32.55	1215	10.2984%	Fecal		CFU/100 mL	200	283.2	86400	-	159,307.2
5439000	11/15/1992	160	160	0.2020	32.35	1227	10.4001%	Fecal		CFU/100 mL	200	283.2	86400	-	158,318.7
5439000	8/11/1996	160	160	0.2020	32.35	1227	10.4001%	Fecal		CFU/100 mL	200	283.2	86400	-	158,318.7
5439000	4/12/1998	160	160	0.2020	32.35	1227	10.4001%	Fecal		CFU/100 mL	200	283.2	86400	-	158,318.7
5439000	1/30/1999	160	160	0.2020	32.35	1227	10.4001%	Fecal		CFU/100 mL	200	283.2	86400	-	158,318.7
5439000	6/7/2004	160	160	0.2020	32.35	1227	10.4001%	Fecal		CFU/100 mL	200	283.2	86400	-	158,318.7
5439000	4/30/2007	160	160	0.2020	32.35	1227	10.4001%	Fecal		CFU/100 mL	200	283.2	86400	-	158,318.7
5439000	3/7/2008	160	160	0.2020	32.35	1227	10.4001%	Fecal		CFU/100 mL	200	283.2	86400	-	158,318.7
5439000	3/2/2011	160	160	0.2020	32.35	1227	10.4001%	Fecal		CFU/100 mL	200	283.2	86400	-	158,318.7
5439000	6/16/2011	160	160	0.2020	32.35	1227	10.4001%	Fecal		CFU/100 mL	200	283.2	86400	-	158,318.7
5439000	12/4/2015	160	160	0.2020	32.35	1227	10.4001%	Fecal		CFU/100 mL	200	283.2	86400	-	158,318.7
5439000	3/1/2017	160	160	0.2020	32.35	1227	10.4001%	Fecal		CFU/100 mL	200	283.2	86400	-	158,318.7
5439000	4/29/2017	160	160	0.2020	32.35	1227	10.4001%	Fecal		CFU/100 mL	200	283.2	86400	-	158,318.7
5439000	12/2/1990	159	159	0.2020	32.15	1239	10.5018%	Fecal		CFU/100 mL	200	283.2	86400	-	157,330.1
5439000	3/21/1994	159	159	0.2020	32.15	1239	10.5018%	Fecal		CFU/100 mL	200	283.2	86400	-	157,330.1
5439000	1/17/1995	159	159	0.2020	32.15	1239	10.5018%	Fecal		CFU/100 mL	200	283.2	86400	-	157,330.1
5439000	12/10/2003	159	159	0.2020	32.15	1239	10.5018%	Fecal		CFU/100 mL	200	283.2	86400	-	157,330.1
5439000	3/27/2004	159	159	0.2020	32.15	1239	10.5018%	Fecal		CFU/100 mL	200	283.2	86400	-	157,330.1
5439000	2/14/2009	159	159	0.2020	32.15	1239	10.5018%	Fecal		CFU/100 mL	200	283.2	86400	-	157,330.1
5439000	3/4/2018	159	159	0.2020	32.15	1239	10.5018%	Fecal		CFU/100 mL	200	283.2	86400	-	157,330.1
5439000	10/9/2019	159	159	0.2020	32.15	1239	10.5018%	Fecal		CFU/100 mL	200	283.2	86400	-	157,330.1

Gage ID	Date	Discharge (CFS)	Gage Discharge (less Surrogate NPDES) (CFS)	Watershed Area Ratio	Calculated flow (CFS)	Rank	Flow Exceedance %	Parameter	Results	Units (mg or micro_gram	Limit/Standard	100mL/CF	sec/day	Actual Load (million colonies/day)	Allowable Load (million colonies/day)
5439000	1/3/1993	158	158	0.2020	31.95	1247	10.5696%	Fecal		CFU/100 mL	200	283.2	86400	-	156,341.6
5439000	3/12/1994	158	158	0.2020	31.95	1247	10.5696%	Fecal		CFU/100 mL	200	283.2	86400	-	156,341.6
5439000	6/23/1996	158	158	0.2020	31.95	1247	10.5696%	Fecal		CFU/100 mL	200	283.2	86400	-	156,341.6
5439000	8/1/1996	158	158	0.2020	31.95	1247	10.5696%	Fecal		CFU/100 mL	200	283.2	86400	-	156,341.6
5439000	7/8/1998	158	158	0.2020	31.95	1247	10.5696%	Fecal		CFU/100 mL	200	283.2	86400	-	156,341.6
5439000	2/27/2000	158	158	0.2020	31.95	1247	10.5696%	Fecal		CFU/100 mL	200	283.2	86400	-	156,341.6
5439000	5/29/2004	158	158	0.2020	31.95	1247	10.5696%	Fecal		CFU/100 mL	200	283.2	86400	-	156,341.6
5439000	2/16/2005	158	158	0.2020	31.95	1247	10.5696%	Fecal		CFU/100 mL	200	283.2	86400	-	156,341.6
5439000	12/24/2006	158	158	0.2020	31.95	1247	10.5696%	Fecal		CFU/100 mL	200	283.2	86400	-	156,341.6
5439000	12/25/2007	158	158	0.2020	31.95	1247	10.5696%	Fecal		CFU/100 mL	200	283.2	86400	-	156,341.6
5439000	6/3/2008	158	158	0.2020	31.95	1247	10.5696%	Fecal		CFU/100 mL	200	283.2	86400	-	156,341.6
5439000	12/24/2008	158	158	0.2020	31.95	1247	10.5696%	Fecal		CFU/100 mL	200	283.2	86400	-	156,341.6
5439000	3/18/2009	158	158	0.2020	31.95	1247	10.5696%	Fecal		CFU/100 mL	200	283.2	86400	-	156,341.6
5439000	7/14/2014	158	158	0.2020	31.95	1247	10.5696%	Fecal		CFU/100 mL	200	283.2	86400	-	156,341.6
5439000	3/16/2015	158	158	0.2020	31.95	1247	10.5696%	Fecal		CFU/100 mL	200	283.2	86400	-	156,341.6
5439000	11/30/1992	157	157	0.2020	31.75	1262	10.6967%	Fecal		CFU/100 mL	200	283.2	86400	-	155,353.0
5439000	5/2/1993	157	157	0.2020	31.75	1262	10.6967%	Fecal		CFU/100 mL	200	283.2	86400	-	155,353.0
5439000	4/27/1998	157	157	0.2020	31.75	1262	10.6967%	Fecal		CFU/100 mL	200	283.2	86400	-	155,353.0
5439000	9/28/1999	157	157	0.2020	31.75	1262	10.6967%	Fecal		CFU/100 mL	200	283.2	86400	-	155,353.0
5439000	3/11/2002	157	157	0.2020	31.75	1262	10.6967%	Fecal		CFU/100 mL	200	283.2	86400	-	155,353.0
5439000	9/23/2008	157	157	0.2020	31.75	1262	10.6967%	Fecal		CFU/100 mL	200	283.2	86400	-	155,353.0
5439000	5/14/2009	157	157	0.2020	31.75	1262	10.6967%	Fecal		CFU/100 mL	200	283.2	86400	-	155,353.0
5439000	6/20/2010	157	157	0.2020	31.75	1262	10.6967%	Fecal		CFU/100 mL	200	283.2	86400	-	155,353.0
5439000	7/14/2015	157	157	0.2020	31.75	1262	10.6967%	Fecal		CFU/100 mL	200	283.2	86400	-	155,353.0
5439000	5/6/1990	156	156	0.2020	31.54	1271	10.7730%	Fecal		CFU/100 mL	200	283.2	86400	-	154,364.5
5439000	5/16/1990	156	156	0.2020	31.54	1271	10.7730%	Fecal		CFU/100 mL	200	283.2	86400	-	154,364.5
5439000	6/29/1994	156	156	0.2020	31.54	1271	10.7730%	Fecal		CFU/100 mL	200	283.2	86400	-	154,364.5
5439000	5/23/1996	156	156	0.2020	31.54	1271	10.7730%	Fecal		CFU/100 mL	200	283.2	86400	-	154,364.5
5439000	6/5/1999	156	156	0.2020	31.54	1271	10.7730%	Fecal		CFU/100 mL	200	283.2	86400	-	154,364.5
5439000	2/23/2000	156	156	0.2020	31.54	1271	10.7730%	Fecal		CFU/100 mL	200	283.2	86400	-	154,364.5
5439000	3/23/2001	156	156	0.2020	31.54	1271	10.7730%	Fecal		CFU/100 mL	200	283.2	86400	-	154,364.5
5439000	12/11/2003	156	156	0.2020	31.54	1271	10.7730%	Fecal		CFU/100 mL	200	283.2	86400	-	154,364.5
5439000	3/28/2007	156	156	0.2020	31.54	1271	10.7730%	Fecal		CFU/100 mL	200	283.2	86400	-	154,364.5
5439000	6/19/2009	156	156	0.2020	31.54	1271	10.7730%	Fecal		CFU/100 mL	200	283.2	86400	-	154,364.5
5439000	1/23/2017	156	156	0.2020	31.54	1271	10.7730%	Fecal		CFU/100 mL	200	283.2	86400	-	154,364.5
5439000	12/28/2018	156	156	0.2020	31.54	1271	10.7730%	Fecal		CFU/100 mL	200	283.2	86400	-	154,364.5
5439000	2/4/2020	156	156	0.2020	31.54	1271	10.7730%	Fecal		CFU/100 mL	200	283.2	86400	-	154,364.5
5439000	3/11/1993	155	155	0.2020	31.34	1285	10.8917%	Fecal		CFU/100 mL	200	283.2	86400	-	153,376.0
5439000	4/14/1993	155	155	0.2020	31.34	1285	10.8917%	Fecal		CFU/100 mL	200	283.2	86400	-	153,376.0
5439000	6/24/1993	155	155	0.2020	31.34	1285	10.8917%	Fecal		CFU/100 mL	200	283.2	86400	-	153,376.0
5439000	5/20/1996	155	155	0.2020	31.34	1285	10.8917%	Fecal		CFU/100 mL	200	283.2	86400	-	153,376.0
5439000	7/27/1996	155	155	0.2020	31.34	1285	10.8917%	Fecal		CFU/100 mL	200	283.2	86400	-	153,376.0
5439000	4/26/1998	155	155	0.2020	31.34	1285	10.8917%	Fecal		CFU/100 mL	200	283.2	86400	-	153,376.0
5439000	5/8/1999	155	155	0.2020	31.34	1285	10.8917%	Fecal		CFU/100 mL	200	283.2	86400	-	153,376.0
5439000	5/20/2003	155	155	0.2020	31.34	1285	10.8917%	Fecal		CFU/100 mL	200	283.2	86400	-	153,376.0
5439000	9/4/2007	155	155	0.2020	31.34	1285	10.8917%	Fecal		CFU/100 mL	200	283.2	86400	-	153,376.0
5439000	1/2/2016	155	155	0.2020	31.34	1285	10.8917%	Fecal		CFU/100 mL	200	283.2	86400	-	153,376.0
5439000	1/10/2016	155	155	0.2020	31.34	1285	10.8917%	Fecal		CFU/100 mL	200	283.2	86400	-	153,376.0
5439000	5/11/2016	155	155	0.2020	31.34	1285	10.8917%	Fecal		CFU/100 mL	200	283.2	86400	-	153,376.0
5439000	3/20/2020	155	155	0.2020	31.34	1285	10.8917%	Fecal		CFU/100 mL	200	283.2	86400	-	153,376.0
5439000	3/14/2021	155	155	0.2020	31.34	1285	10.8917%	Fecal		CFU/100 mL	200	283.2	86400	-	153,376.0
5439000	11/1/1994	154	154	0.2020	31.14	1300	11.0188%	Fecal		CFU/100 mL	200	283.2	86400	-	152,387.4
5439000	4/15/1995	154	154	0.2020	31.14	1300	11.0188%	Fecal		CFU/100 mL	200	283.2	86400	-	152,387.4
5439000	5/18/1999	154	154	0.2020	31.14	1300	11.0188%	Fecal		CFU/100 mL	200	283.2	86400	-	152,387.4
5439000	6/2/2001	154	154	0.2020	31.14	1300	11.0188%	Fecal		CFU/100 mL	200	283.2	86400	-	152,387.4
5439000	5/16/2003	154	154	0.2020	31.14	1300	11.0188%	Fecal		CFU/100 mL	200	283.2	86400	-	152,387.4
5439000	4/30/2011	154	154	0.2020	31.14	1300	11.0188%	Fecal		CFU/100 mL	200	283.2	86400	-	152,387.4
5439000	12/27/2015	154	154	0.2020	31.14	1300	11.0188%	Fecal		CFU/100 mL	200	283.2	86400	-	152,387.4
5439000	1/9/2019	154	154	0.2020	31.14	1300	11.0188%	Fecal		CFU/100 mL	200	283.2	86400	-	152,387.4
5439000	4/11/2021	154	154	0.2020	31.14	1300	11.0188%	Fecal		CFU/100 mL	200	283.2	86400	-	152,387.4
5439000	3/20/1990	153	153	0.2020	30.94	1309	11.0951%	Fecal		CFU/100 mL	200	283.2	86400	-	151,398.9
5439000	5/4/1990	153	153	0.2020	30.94	1309	11.0951%	Fecal		CFU/100 mL	200	283.2	86400	-	151,398.9
5439000	3/24/1991	153	153	0.2020	30.94	1309	11.0951%	Fecal		CFU/100 mL	200	283.2	86400	-	151,398.9
5439000	4/9/1991	153	153	0.2020	30.94	1309	11.0951%	Fecal		CFU/100 mL	200	283.2	86400	-	151,398.9
5439000	4/19/1991	153	153	0.2020	30.94	1309	11.0951%	Fecal		CFU/100 mL	200	283.2	86400	-	151,398.9
5439000	12/20/1992	153	153	0.2020	30.94	1309	11.0951%	Fecal		CFU/100 mL	200	283.2	86400	-	151,398.9
5439000	4/4/1998	153	153	0.2020	30.94	1309	11.0951%	Fecal		CFU/100 mL	200	283.2	86400	-	151,398.9
5439000	5/1/1999	153	153	0.2020	30.94	1309	11.0951%	Fecal		CFU/100 mL	200	283.2	86400	-	151,398.9
5439000	6/12/2002	153	153	0.2020	30.94	1309	11.0951%	Fecal		CFU/100 mL	200	283.2	86400	-	151,398.9
5439000	7/23/2007	153	153	0.2020	30.94	1309	11.0951%	Fecal		CFU/100 mL	200	283.2	86400	-	151,398.9
5439000	5/27/2008	153	153	0.2020	30.94	1309	11.0951%	Fecal		CFU/100 mL	200	283.2	86400	-	151,398.9
5439000	8/27/2009	153	153	0.2020	30.94	1309	11.0951%	Fecal		CFU/100 mL	200	283.2	86400	-	151,398.9
5439000	3/8/2011	153	153	0.2020	30.94	1309	11.0951%	Fecal		CFU/100 mL	200	283.2	86400	-	151,398.9
5439000	6/11/2014	153	153	0.2020	30.94	1309	11.0951%	Fecal		CFU/100 mL	200	283.2	86400	-	151,398.9
5439000	3/4/2021	153	153	0.2020	30.94	1309	11.0951%	Fecal		CFU/100 mL	200	283.2	86400	-	151,398.9
5439000	3/25/2022	153	153	0.1459	22.36	1981	16.7910%	Fecal		CFU/100 mL	200	283.2	86400	-	109,417.3
5439000	8/22/1990	152	152	0.2020	30.74	1324	11.2222%	Fecal		CFU/100 mL	200	283.2	86400	-	150,410.3
5439000	3/31/1991	152	152	0.2020	30.74	1324	11.2222%	Fecal		CFU/100 mL	200	283.2	86400	-	150,410.3
5439000	9/25/1993	152	152	0.2020	30.74	1324	11.2222%	Fecal		CFU/100 mL	200	283.2	86400	-	150,410.3
5439000	2/26/1994	152	152	0.2020	30.74	1324	11.2222%	Fecal		CFU/100 mL	200	283.2	86400	-	150,410.3
5439000	4/18/1995	152	152	0.2020	30.74	1324	11.2222%	Fecal		CFU/100 mL	200	283.2	86400	-	150,410.3
5439000	4/30/1995	152	152	0.2020	30.74	1324	11.2222%	Fecal		CFU/100 mL	200	283.2	86400	-	150,410.3
5439000	5/11/2004	152	152	0.2020	30.74	1324	11.2222%	Fecal		CFU/100 mL	200	283.2	86400	-	150,410.3
5439000	6/15/2004	152	152	0.2020	30.74	1324	11.2222%	Fecal		CFU/100 mL	200	283.2	86400	-	150,410.3
5439000	4/1/2007	152	152	0.2020	30.74	1324	11.2222%	Fecal		CFU/100 mL	200	283.2	86400	-	150,410.3
5439000	6/25/2014	152	152	0.2020	30.74	1324	11.2222%	Fecal		CFU/100 mL	200	283.2	86400	-	150,410.3
5439000	1/9/2016	152	152	0.2020	30.74	1324	11.2222%	Fecal		CFU/100 mL	200	283.2	86400	-	150,410.3
5439000	5/29/2016	152	152	0.2020	30.74	1324	11.2222%	Fecal		CFU/100 mL	200	283.2	86400	-	150,410.3
5439000	5/19/1991	151	151	0.2020	30.53	1336	11.3240%	Fecal		CFU/100 mL	200	283.2	86400	-	149,421.8
5439000	4/19/1995	151	151	0.2020	30.53	1336	11.3240%	Fecal		CFU/100 mL	200	283.2	86400	-	149,421.8
5439000	2/14/1998	151	151	0.2020	30.53	1336	11.3240%	Fecal		CFU/100 mL	200	283.2	86400	-	149,421.8
5439000	3/8/1998	151	151	0.2020	30.53	1336	11.3240%	Fecal		CFU/100 mL	200	283.2	86400	-	149,421.8
5439000	5/14/1998	151	151	0.2020	30.53	1336	11.3240%	Fecal		CFU/100 mL	200	283.2	86400	-	149,421.8
5439000	6/3/2000	151	151	0.2020	30.53	1336	11.3240%	Fecal		CFU/100 mL	200	283.2	86400	-	149,421.8
5439000	6/19/2000	151	151	0.2020	30.53	1336	11.3240%	Fecal		CFU/100 mL	200	283.2	86400	-	149,421.8
5439000	2/20/2002	151	151	0.2020	30.53	1336	11.3240%	Fecal		CFU/100 mL	200	283.2	86400	-	149,421.8
5439000	5/25/2011	151	151	0.2020	30.53	1336	11.3240%	Fecal		CFU/100 mL	200	283.2	86400	-	149,421.8
5439000	6/5/2011	151	151	0.2020	30.53	1336	11.3240%	Fecal		CFU/100 mL	200	283.2	86400	-	149,421.8
5439000	12/19/2015	151	151	0.2020	30.53	1336	11.3240%	Fecal		CFU/100 mL	200	283.2	86400	-	149,421.8
5439000	3/24/2016	151	151	0.2020	30.53	1336	11.3240%	Fecal		CFU/100 mL	200	283.2	86400	-	149,421.8
5439000	3/26/2016	151	151	0.2020	30.53	1336	11.3240%	Fecal		CFU/100 mL	200	283.2	86400	-	149,421.8
5439000	2/26/2019	151	151	0.2020	30.53	1336	11.3240%	Fecal		CFU/100 mL	200	283.2	86400	-	149,421.8
5439000	3/19/2019	151	151	0.2020	30.53	1336	11.3240%	Fecal		CFU/100 mL	200	283.2	86400	-	149,421.8
5439000	6/7/2019	151	151	0.2020	30.53	1336	11.3240%	Fecal		CFU/100 mL	200	283.2	86400	-	149,421.8
5439000	12/29/1990	150	150	0.2020	30.33	1352	11.4596%	Fecal		CFU/100 mL	200	283.2	86400	-	148,433.2
5439000	10/2/1993	150	150	0.2020	30.33	1352	11.4596%	Fecal		CFU/100 mL	200	283.2	86400	-	148,433.2
5439000	2/20/1997	150	150	0.2020	30.33	1352	11.4596%	Fecal		CFU/100 mL	200	283.2	86400	-	148,433.2
5439000	3/6/1997	150	150	0.2020	30.33	1352	11.4596%	Fecal		CFU/100 mL	200	283.2	86400	-	148,433.2
5439000	4/1/2004	150	150	0.2020	30.33	1352	11.4596%	Fecal		CFU/100 mL	200	283.2	86400	-	148,433.2
5439000	1/14/2005	150	150	0.2020	30.33	1352	11.4596%	Fecal		CFU/100 mL	200	283.2	86400	-	148,433.2
5439000	10/26/2008	150	150	0.2020	30.33	1352	11.4596%	Fecal		CFU/100 mL	200	283.2	86400	-	148,433.2
5439000	4/27/2015	150	150	0.2020	30.33	1352	11.4596%	Fecal		CFU/100 mL	200	283.2	86400	-	148,433.2
5439000	7/16/2020	150	150	0.2020	30.33	1352	11.4596%	Fecal		CFU/100 mL	200	283.2	86400	-	148,433.2
5439000	1/21/1993	149	149	0.2020	30.13	1361	11.5359%	Fecal		CFU/100 mL	200	283.2	86400	-	147,444.7
5439000	5/8/1993	149	149	0.2020	30.13	1361	11.5359%	Fecal		CFU/100 mL	200	283.2	86400	-	147,444.7
5439000	5/16/1995	149	149	0.2020	30.13	1361	11.5359%	Fecal		CFU/100 mL	200	283.2	86400	-	147,444.7
5439000	3/22/1998	149	149	0.2020	30.13	1361	11.5359%	Fecal		CFU/100 mL	200	283.2	86400	-	147,444.7
5439000	4/15/1998	149	149	0.2020	30.13	1361	11.5359%	Fecal		CFU/100 mL	200	283.2	86400	-	147,444.7
5439000	4/12/2001	149	149	0.2020	30.13	1361	11.5359%	Fecal		CFU/100 mL	200	283.2	86400	-	147,444.7
5439000	3/28/2004	149	149	0.2020	30.13	1361	11.5359%	Fecal		CFU/100 mL	200	283.2	86400	-	147,444.7
5439000	3/17/2007	149	149	0.2020	30.13	1361	11.5359%	Fecal		CFU/100 mL	200	283.2	86400	-	147,444.7
5439000	5/9/2009	149	149	0.2020	30.13	1361	11.5359%	Fecal		CFU/100 mL	200	283.2	86400	-	147,444.7
5439000	5/19/2009	149	149	0.2020	30.13	1361	11.5359%	Fecal		CFU/100 mL	200	283.2	86400	-	147,444.7
5439000	10/28/2009	149	149	0.2020	30.13	1361	11.5359%	Fecal		CFU/100 mL	200	283.2	86400	-	147,444.7
5439000	4/9/2010	149	149	0.2020	30.13	1361	11.5359%	Fecal		CFU/100 mL	200	283.2	86400	-	147,444.7

Gage ID	Date	Discharge (CFS)	Gage Discharge (less Surrogate NPDES) (CFS)	Watershed Area Ratio	Calculated flow (CFS)	Rank	Flow Exceedance %	Parameter	Results	Units (mg or micro_gram	Limit/Standard	100mL/CF	sec/day	Actual Load (million colonies/day)	Allowable Load (million colonies/day)
5439000	5/5/2016	149	149	0.2020	30.13	1361	11.5359%	Fecal		CFU/100 mL	200	283.2	86400	-	147,444.7
5439000	5/20/2016	149	149	0.2020	30.13	1361	11.5359%	Fecal		CFU/100 mL	200	283.2	86400	-	147,444.7
5439000	4/10/2017	149	149	0.2020	30.13	1361	11.5359%	Fecal		CFU/100 mL	200	283.2	86400	-	147,444.7
5439000	6/14/2018	149	149	0.2020	30.13	1361	11.5359%	Fecal		CFU/100 mL	200	283.2	86400	-	147,444.7
5439000	3/22/1990	148	148	0.2020	29.93	1377	11.6715%	Fecal		CFU/100 mL	200	283.2	86400	-	146,456.1
5439000	6/4/1991	148	148	0.2020	29.93	1377	11.6715%	Fecal		CFU/100 mL	200	283.2	86400	-	146,456.1
5439000	1/8/1993	148	148	0.2020	29.93	1377	11.6715%	Fecal		CFU/100 mL	200	283.2	86400	-	146,456.1
5439000	9/17/1993	148	148	0.2020	29.93	1377	11.6715%	Fecal		CFU/100 mL	200	283.2	86400	-	146,456.1
5439000	6/27/2000	148	148	0.2020	29.93	1377	11.6715%	Fecal		CFU/100 mL	200	283.2	86400	-	146,456.1
5439000	4/12/2002	148	148	0.2020	29.93	1377	11.6715%	Fecal		CFU/100 mL	200	283.2	86400	-	146,456.1
5439000	4/6/2009	148	148	0.2020	29.93	1377	11.6715%	Fecal		CFU/100 mL	200	283.2	86400	-	146,456.1
5439000	5/6/2009	148	148	0.2020	29.93	1377	11.6715%	Fecal		CFU/100 mL	200	283.2	86400	-	146,456.1
5439000	5/29/2009	148	148	0.2020	29.93	1377	11.6715%	Fecal		CFU/100 mL	200	283.2	86400	-	146,456.1
5439000	3/7/2010	148	148	0.2020	29.93	1377	11.6715%	Fecal		CFU/100 mL	200	283.2	86400	-	146,456.1
5439000	5/19/2011	148	148	0.2020	29.93	1377	11.6715%	Fecal		CFU/100 mL	200	283.2	86400	-	146,456.1
5439000	5/7/2017	148	148	0.2020	29.93	1377	11.6715%	Fecal		CFU/100 mL	200	283.2	86400	-	146,456.1
5439000	3/3/1990	147	147	0.2020	29.73	1390	11.7817%	Fecal		CFU/100 mL	200	283.2	86400	-	145,467.6
5439000	2/25/1992	147	147	0.2020	29.73	1390	11.7817%	Fecal		CFU/100 mL	200	283.2	86400	-	145,467.6
5439000	5/1/1993	147	147	0.2020	29.73	1390	11.7817%	Fecal		CFU/100 mL	200	283.2	86400	-	145,467.6
5439000	8/31/1993	147	147	0.2020	29.73	1390	11.7817%	Fecal		CFU/100 mL	200	283.2	86400	-	145,467.6
5439000	10/24/2001	147	147	0.2020	29.73	1390	11.7817%	Fecal		CFU/100 mL	200	283.2	86400	-	145,467.6
5439000	5/21/2002	147	147	0.2020	29.73	1390	11.7817%	Fecal		CFU/100 mL	200	283.2	86400	-	145,467.6
5439000	6/16/2009	147	147	0.2020	29.73	1390	11.7817%	Fecal		CFU/100 mL	200	283.2	86400	-	145,467.6
5439000	3/22/2010	147	147	0.2020	29.73	1390	11.7817%	Fecal		CFU/100 mL	200	283.2	86400	-	145,467.6
5439000	10/13/2019	147	147	0.2020	29.73	1390	11.7817%	Fecal		CFU/100 mL	200	283.2	86400	-	145,467.6
5439000	11/2/1992	146	146	0.2020	29.52	1399	11.8579%	Fecal		CFU/100 mL	200	283.2	86400	-	144,479.0
5439000	3/14/1994	146	146	0.2020	29.52	1399	11.8579%	Fecal		CFU/100 mL	200	283.2	86400	-	144,479.0
5439000	6/13/1996	146	146	0.2020	29.52	1399	11.8579%	Fecal		CFU/100 mL	200	283.2	86400	-	144,479.0
5439000	4/13/1998	146	146	0.2020	29.52	1399	11.8579%	Fecal		CFU/100 mL	200	283.2	86400	-	144,479.0
5439000	5/11/2002	146	146	0.2020	29.52	1399	11.8579%	Fecal		CFU/100 mL	200	283.2	86400	-	144,479.0
5439000	12/23/2008	146	146	0.2020	29.52	1399	11.8579%	Fecal		CFU/100 mL	200	283.2	86400	-	144,479.0
5439000	4/25/2009	146	146	0.2020	29.52	1399	11.8579%	Fecal		CFU/100 mL	200	283.2	86400	-	144,479.0
5439000	3/18/2013	146	146	0.2020	29.52	1399	11.8579%	Fecal		CFU/100 mL	200	283.2	86400	-	144,479.0
5439000	5/23/2018	146	146	0.2020	29.52	1399	11.8579%	Fecal		CFU/100 mL	200	283.2	86400	-	144,479.0
5439000	6/21/2018	146	146	0.2020	29.52	1399	11.8579%	Fecal		CFU/100 mL	200	283.2	86400	-	144,479.0
5439000	2/4/2019	146	146	0.2020	29.52	1399	11.8579%	Fecal		CFU/100 mL	200	283.2	86400	-	144,479.0
5439000	3/16/2021	146	146	0.2020	29.52	1399	11.8579%	Fecal		CFU/100 mL	200	283.2	86400	-	144,479.0
5439000	3/21/1990	145	145	0.2020	29.32	1411	11.9597%	Fecal		CFU/100 mL	200	283.2	86400	-	143,490.5
5439000	7/1/1990	145	145	0.2020	29.32	1411	11.9597%	Fecal		CFU/100 mL	200	283.2	86400	-	143,490.5
5439000	4/26/1993	145	145	0.2020	29.32	1411	11.9597%	Fecal		CFU/100 mL	200	283.2	86400	-	143,490.5
5439000	5/19/1997	145	145	0.2020	29.32	1411	11.9597%	Fecal		CFU/100 mL	200	283.2	86400	-	143,490.5
5439000	12/8/1998	145	145	0.2020	29.32	1411	11.9597%	Fecal		CFU/100 mL	200	283.2	86400	-	143,490.5
5439000	4/19/1999	145	145	0.2020	29.32	1411	11.9597%	Fecal		CFU/100 mL	200	283.2	86400	-	143,490.5
5439000	12/21/2006	145	145	0.2020	29.32	1411	11.9597%	Fecal		CFU/100 mL	200	283.2	86400	-	143,490.5
5439000	4/13/2007	145	145	0.2020	29.32	1411	11.9597%	Fecal		CFU/100 mL	200	283.2	86400	-	143,490.5
5439000	1/13/2008	145	145	0.2020	29.32	1411	11.9597%	Fecal		CFU/100 mL	200	283.2	86400	-	143,490.5
5439000	3/19/2010	145	145	0.2020	29.32	1411	11.9597%	Fecal		CFU/100 mL	200	283.2	86400	-	143,490.5
5439000	5/28/2015	145	145	0.2020	29.32	1411	11.9597%	Fecal		CFU/100 mL	200	283.2	86400	-	143,490.5
5439000	3/16/2016	145	145	0.2020	29.32	1411	11.9597%	Fecal		CFU/100 mL	200	283.2	86400	-	143,490.5
5439000	8/30/2016	145	145	0.2020	29.32	1411	11.9597%	Fecal		CFU/100 mL	200	283.2	86400	-	143,490.5
5439000	4/16/2019	145	145	0.2020	29.32	1411	11.9597%	Fecal		CFU/100 mL	200	283.2	86400	-	143,490.5
5439000	5/15/2019	145	145	0.2020	29.32	1411	11.9597%	Fecal		CFU/100 mL	200	283.2	86400	-	143,490.5
5439000	9/19/2019	145	145	0.2020	29.32	1411	11.9597%	Fecal		CFU/100 mL	200	283.2	86400	-	143,490.5
5439000	3/25/2021	145	145	0.2020	29.32	1411	11.9597%	Fecal		CFU/100 mL	200	283.2	86400	-	143,490.5
5439000	6/11/1999	144	144	0.2020	29.12	1428	12.1037%	Fecal		CFU/100 mL	200	283.2	86400	-	142,502.0
5439000	7/12/2000	144	144	0.2020	29.12	1428	12.1037%	Fecal		CFU/100 mL	200	283.2	86400	-	142,502.0
5439000	3/2/2001	144	144	0.2020	29.12	1428	12.1037%	Fecal		CFU/100 mL	200	283.2	86400	-	142,502.0
5439000	7/12/2007	144	144	0.2020	29.12	1428	12.1037%	Fecal		CFU/100 mL	200	283.2	86400	-	142,502.0
5439000	4/4/2008	144	144	0.2020	29.12	1428	12.1037%	Fecal		CFU/100 mL	200	283.2	86400	-	142,502.0
5439000	1/4/2009	144	144	0.2020	29.12	1428	12.1037%	Fecal		CFU/100 mL	200	283.2	86400	-	142,502.0
5439000	5/5/2009	144	144	0.2020	29.12	1428	12.1037%	Fecal		CFU/100 mL	200	283.2	86400	-	142,502.0
5439000	11/12/2011	144	144	0.2020	29.12	1428	12.1037%	Fecal		CFU/100 mL	200	283.2	86400	-	142,502.0
5439000	4/29/2013	144	144	0.2020	29.12	1428	12.1037%	Fecal		CFU/100 mL	200	283.2	86400	-	142,502.0
5439000	6/27/2015	144	144	0.2020	29.12	1428	12.1037%	Fecal		CFU/100 mL	200	283.2	86400	-	142,502.0
5439000	1/3/2019	144	144	0.2020	29.12	1428	12.1037%	Fecal		CFU/100 mL	200	283.2	86400	-	142,502.0
5439000	5/21/1990	143	143	0.2020	28.92	1439	12.1970%	Fecal		CFU/100 mL	200	283.2	86400	-	141,513.4
5439000	3/9/1992	143	143	0.2020	28.92	1439	12.1970%	Fecal		CFU/100 mL	200	283.2	86400	-	141,513.4
5439000	2/1/1993	143	143	0.2020	28.92	1439	12.1970%	Fecal		CFU/100 mL	200	283.2	86400	-	141,513.4
5439000	5/22/1996	143	143	0.2020	28.92	1439	12.1970%	Fecal		CFU/100 mL	200	283.2	86400	-	141,513.4
5439000	2/5/1999	143	143	0.2020	28.92	1439	12.1970%	Fecal		CFU/100 mL	200	283.2	86400	-	141,513.4
5439000	3/26/2004	143	143	0.2020	28.92	1439	12.1970%	Fecal		CFU/100 mL	200	283.2	86400	-	141,513.4
5439000	12/11/2008	143	143	0.2020	28.92	1439	12.1970%	Fecal		CFU/100 mL	200	283.2	86400	-	141,513.4
5439000	5/15/2017	143	143	0.2020	28.92	1439	12.1970%	Fecal		CFU/100 mL	200	283.2	86400	-	141,513.4
5439000	5/3/2020	143	143	0.2020	28.92	1439	12.1970%	Fecal		CFU/100 mL	200	283.2	86400	-	141,513.4
5439000	12/4/1990	142	142	0.2020	28.72	1448	12.2733%	Fecal		CFU/100 mL	200	283.2	86400	-	140,524.9
5439000	12/18/1990	142	142	0.2020	28.72	1448	12.2733%	Fecal		CFU/100 mL	200	283.2	86400	-	140,524.9
5439000	7/24/1993	142	142	0.2020	28.72	1448	12.2733%	Fecal		CFU/100 mL	200	283.2	86400	-	140,524.9
5439000	11/14/1994	142	142	0.2020	28.72	1448	12.2733%	Fecal		CFU/100 mL	200	283.2	86400	-	140,524.9
5439000	6/18/1999	142	142	0.2020	28.72	1448	12.2733%	Fecal		CFU/100 mL	200	283.2	86400	-	140,524.9
5439000	5/10/2000	142	142	0.2020	28.72	1448	12.2733%	Fecal		CFU/100 mL	200	283.2	86400	-	140,524.9
5439000	6/20/2000	142	142	0.2020	28.72	1448	12.2733%	Fecal		CFU/100 mL	200	283.2	86400	-	140,524.9
5439000	1/31/2001	142	142	0.2020	28.72	1448	12.2733%	Fecal		CFU/100 mL	200	283.2	86400	-	140,524.9
5439000	3/19/2009	142	142	0.2020	28.72	1448	12.2733%	Fecal		CFU/100 mL	200	283.2	86400	-	140,524.9
5439000	6/12/2009	142	142	0.2020	28.72	1448	12.2733%	Fecal		CFU/100 mL	200	283.2	86400	-	140,524.9
5439000	6/24/2016	142	142	0.2020	28.72	1448	12.2733%	Fecal		CFU/100 mL	200	283.2	86400	-	140,524.9
5439000	6/20/2018	142	142	0.2020	28.72	1448	12.2733%	Fecal		CFU/100 mL	200	283.2	86400	-	140,524.9
5439000	1/7/2019	142	142	0.2020	28.72	1448	12.2733%	Fecal		CFU/100 mL	200	283.2	86400	-	140,524.9
5439000	1/13/2020	142	142	0.2020	28.72	1448	12.2733%	Fecal		CFU/100 mL	200	283.2	86400	-	140,524.9
5439000	2/19/2022	142	142	0.2020	28.72	1448	12.2733%	Fecal		CFU/100 mL	200	283.2	86400	-	140,524.9
5439000	4/9/2022	142	142	0.1459	20.75	2163	18.3336%	Fecal		CFU/100 mL	200	283.2	86400	-	101,561.6
5439000	11/28/1994	141	141	0.2020	28.51	1463	12.4004%	Fecal		CFU/100 mL	200	283.2	86400	-	139,536.3
5439000	6/27/1996	141	141	0.2020	28.51	1463	12.4004%	Fecal		CFU/100 mL	200	283.2	86400	-	139,536.3
5439000	4/28/1998	141	141	0.2020	28.51	1463	12.4004%	Fecal		CFU/100 mL	200	283.2	86400	-	139,536.3
5439000	3/3/2001	141	141	0.2020	28.51	1463	12.4004%	Fecal		CFU/100 mL	200	283.2	86400	-	139,536.3
5439000	6/8/2004	141	141	0.2020	28.51	1463	12.4004%	Fecal		CFU/100 mL	200	283.2	86400	-	139,536.3
5439000	4/2/2007	141	141	0.2020	28.51	1463	12.4004%	Fecal		CFU/100 mL	200	283.2	86400	-	139,536.3
5439000	3/7/2009	141	141	0.2020	28.51	1463	12.4004%	Fecal		CFU/100 mL	200	283.2	86400	-	139,536.3
5439000	5/14/2015	141	141	0.2020	28.51	1463	12.4004%	Fecal		CFU/100 mL	200	283.2	86400	-	139,536.3
5439000	1/26/2017	141	141	0.2020	28.51	1463	12.4004%	Fecal		CFU/100 mL	200	283.2	86400	-	139,536.3
5439000	7/25/2017	141	141	0.2020	28.51	1463	12.4004%	Fecal		CFU/100 mL	200	283.2	86400	-	139,536.3
5439000	5/25/2020	141	141	0.2020	28.51	1463	12.4004%	Fecal		CFU/100 mL	200	283.2	86400	-	139,536.3
5439000	4/14/2022	141	141	0.1459	20.61	2194	18.5964%	Fecal		CFU/100 mL	200	283.2	86400	-	100,847.4
5439000	7/28/1993	140	140	0.2020	28.31	1474	12.4936%	Fecal		CFU/100 mL	200	283.2	86400	-	138,547.8
5439000	3/9/1994	140	140	0.2020	28.31	1474	12.4936%	Fecal		CFU/100 mL	200	283.2	86400	-	138,547.8
5439000	3/24/1994	140	140	0.2020	28.31	1474	12.4936%	Fecal		CFU/100 mL	200	283.2	86400	-	138,547.8
5439000	3/4/2001	140	140	0.2020	28.31	1474	12.4936%	Fecal		CFU/100 mL	200	283.2	86400	-	138,547.8
5439000	6/3/2007	140	140	0.2020	28.31	1474	12.4936%	Fecal		CFU/100 mL	200	283.2	86400	-	138,547.8
5439000	6/22/2009	140	140	0.2020	28.31	1474	12.4936%	Fecal		CFU/100 mL	200	283.2	86400	-	138,547.8
5439000	3/23/2014	140	140	0.2020	28.31	1474	12.4936%	Fecal		CFU/100 mL	200	283.2	86400	-	138,547.8
5439000	7/21/2017	140	140	0.2020	28.31	1474	12.4936%	Fecal		CFU/100 mL	200	283.2	86400	-	138,547.8
5439000	3/21/2021	140	140	0.2020	28.31	1474	12.4936%	Fecal		CFU/100 mL	200	283.2	86400	-	138,547.8
5439000	12/12/1991	139	139	0.2020	28.11	1483	12.5699%	Fecal		CFU/100 mL	200	283.2	86400	-	137,559.2
5439000	2/19/1992	139	139	0.2020	28.11	1483	12.5699%	Fecal		CFU/100 mL	200	283.2	86400	-	137,559.2
5439000	3/19/1999	139	139	0.2020	28.11	1483	12.5699%	Fecal		CFU/100 mL	200	283.2	86400	-	137,559.2
5439000	2/17/2001	139	139	0.2020	28.11	1483	12.5699%	Fecal		CFU/100 mL	200	283.2	86400	-	137,559.2
5439000	9/5/2007	139	139	0.2020	28.11	1483	12.5699%	Fecal		CFU/100 mL	200	283.2	86400	-	137,559.2
5439000	5/31/2008	139	139	0.2020	28.11	1483	12.5699%	Fecal		CFU/100 mL	200	283.2	86400	-	137,559.2
5439000	6/26/2010	139	139	0.2020	28.11	1483	12.5699%	Fecal		CFU/100 mL	200	283.2	86400	-	137,559.2
5439000	1/3/2011	139	139	0.2020	28.11	1483	12.5699%	Fecal		CFU/100 mL	200	283.2	86400	-	137,559.2
5439000	3/4/2011	139	139	0.2020	28.11	1483	12.5699%	Fecal		CFU/100 mL	200	283.2	86400	-	137,559.2
5439000	7/7/2014	139	139	0.2020	28.11	1483	12.5699%	Fecal		CFU/100 mL	200	283.2	86400	-	137,559.2
5439000	5/26/2015	139	139	0.2020	28.11	1483	12.5699%	Fecal		CFU/100 mL	200	283.2	86400	-	137,559.2
5439000	12/5/2015	139	139	0.2020	28.11	1483	12.5699%	Fecal		CFU/100 mL	200	283.2	86400	-	137,559.2
5439000	1/11/2016	139	139	0.2020	28.11	1483	12.5699%	Fecal		CFU/100 mL	200	283.2	86400	-	137,559.2
5439000	4/19/2017	139	139	0.2020	28.11	1483	12.5699%	Fecal		CFU/100 mL	200	283.2	86400	-	137,559.2

Gage ID	Date	Discharge (CFS)	Gage Discharge (less Surrogate NPDES) (CFS)	Watershed Area Ratio	Calculated flow (CFS)	Rank	Flow Exceedance %	Parameter	Results	Units (mg or micro_gram	Limit/Standard	100mL/CF	sec/day	Actual Load (million colonies/day)	Allowable Load (million colonies/day)
5439000	8/4/1990	138	138	0.2020	27.91	1497	12.6886%	Fecal		CFU/100 mL	200	283.2	86400	-	136,570.7
5439000	4/17/1992	138	138	0.2020	27.91	1497	12.6886%	Fecal		CFU/100 mL	200	283.2	86400	-	136,570.7
5439000	5/8/1995	138	138	0.2020	27.91	1497	12.6886%	Fecal		CFU/100 mL	200	283.2	86400	-	136,570.7
5439000	1/9/1998	138	138	0.2020	27.91	1497	12.6886%	Fecal		CFU/100 mL	200	283.2	86400	-	136,570.7
5439000	5/15/1998	138	138	0.2020	27.91	1497	12.6886%	Fecal		CFU/100 mL	200	283.2	86400	-	136,570.7
5439000	10/20/1998	138	138	0.2020	27.91	1497	12.6886%	Fecal		CFU/100 mL	200	283.2	86400	-	136,570.7
5439000	2/1/2001	138	138	0.2020	27.91	1497	12.6886%	Fecal		CFU/100 mL	200	283.2	86400	-	136,570.7
5439000	3/8/2004	138	138	0.2020	27.91	1497	12.6886%	Fecal		CFU/100 mL	200	283.2	86400	-	136,570.7
5439000	12/16/2006	138	138	0.2020	27.91	1497	12.6886%	Fecal		CFU/100 mL	200	283.2	86400	-	136,570.7
5439000	3/29/2007	138	138	0.2020	27.91	1497	12.6886%	Fecal		CFU/100 mL	200	283.2	86400	-	136,570.7
5439000	4/3/2007	138	138	0.2020	27.91	1497	12.6886%	Fecal		CFU/100 mL	200	283.2	86400	-	136,570.7
5439000	3/16/2008	138	138	0.2020	27.91	1497	12.6886%	Fecal		CFU/100 mL	200	283.2	86400	-	136,570.7
5439000	5/15/2008	138	138	0.2020	27.91	1497	12.6886%	Fecal		CFU/100 mL	200	283.2	86400	-	136,570.7
5439000	4/19/2009	138	138	0.2020	27.91	1497	12.6886%	Fecal		CFU/100 mL	200	283.2	86400	-	136,570.7
5439000	11/5/2009	138	138	0.2020	27.91	1497	12.6886%	Fecal		CFU/100 mL	200	283.2	86400	-	136,570.7
5439000	12/19/2011	138	138	0.2020	27.91	1497	12.6886%	Fecal		CFU/100 mL	200	283.2	86400	-	136,570.7
5439000	5/16/2015	138	138	0.2020	27.91	1497	12.6886%	Fecal		CFU/100 mL	200	283.2	86400	-	136,570.7
5439000	11/30/2016	138	138	0.2020	27.91	1497	12.6886%	Fecal		CFU/100 mL	200	283.2	86400	-	136,570.7
5439000	1/24/2017	138	138	0.2020	27.91	1497	12.6886%	Fecal		CFU/100 mL	200	283.2	86400	-	136,570.7
5439000	1/25/2017	138	138	0.2020	27.91	1497	12.6886%	Fecal		CFU/100 mL	200	283.2	86400	-	136,570.7
5439000	10/10/2019	138	138	0.2020	27.91	1497	12.6886%	Fecal		CFU/100 mL	200	283.2	86400	-	136,570.7
5439000	11/6/2019	138	138	0.2020	27.91	1497	12.6886%	Fecal		CFU/100 mL	200	283.2	86400	-	136,570.7
5439000	9/10/1992	137	137	0.2020	27.71	1520	12.8835%	Fecal		CFU/100 mL	200	283.2	86400	-	135,582.1
5439000	12/1/1992	137	137	0.2020	27.71	1520	12.8835%	Fecal		CFU/100 mL	200	283.2	86400	-	135,582.1
5439000	5/1/2007	137	137	0.2020	27.71	1520	12.8835%	Fecal		CFU/100 mL	200	283.2	86400	-	135,582.1
5439000	9/24/2008	137	137	0.2020	27.71	1520	12.8835%	Fecal		CFU/100 mL	200	283.2	86400	-	135,582.1
5439000	1/1/2010	137	137	0.2020	27.71	1520	12.8835%	Fecal		CFU/100 mL	200	283.2	86400	-	135,582.1
5439000	1/28/2010	137	137	0.2020	27.71	1520	12.8835%	Fecal		CFU/100 mL	200	283.2	86400	-	135,582.1
5439000	7/6/2016	137	137	0.2020	27.71	1520	12.8835%	Fecal		CFU/100 mL	200	283.2	86400	-	135,582.1
5439000	3/2/2017	137	137	0.2020	27.71	1520	12.8835%	Fecal		CFU/100 mL	200	283.2	86400	-	135,582.1
5439000	5/28/2017	137	137	0.2020	27.71	1520	12.8835%	Fecal		CFU/100 mL	200	283.2	86400	-	135,582.1
5439000	3/20/2019	137	137	0.2020	27.71	1520	12.8835%	Fecal		CFU/100 mL	200	283.2	86400	-	135,582.1
5439000	11/13/1994	136	136	0.2020	27.50	1530	12.9683%	Fecal		CFU/100 mL	200	283.2	86400	-	134,593.6
5439000	6/7/1995	136	136	0.2020	27.50	1530	12.9683%	Fecal		CFU/100 mL	200	283.2	86400	-	134,593.6
5439000	11/10/1995	136	136	0.2020	27.50	1530	12.9683%	Fecal		CFU/100 mL	200	283.2	86400	-	134,593.6
5439000	8/12/1996	136	136	0.2020	27.50	1530	12.9683%	Fecal		CFU/100 mL	200	283.2	86400	-	134,593.6
5439000	5/22/2002	136	136	0.2020	27.50	1530	12.9683%	Fecal		CFU/100 mL	200	283.2	86400	-	134,593.6
5439000	7/18/2007	136	136	0.2020	27.50	1530	12.9683%	Fecal		CFU/100 mL	200	283.2	86400	-	134,593.6
5439000	5/1/2011	136	136	0.2020	27.50	1530	12.9683%	Fecal		CFU/100 mL	200	283.2	86400	-	134,593.6
5439000	3/15/2021	136	136	0.2020	27.50	1530	12.9683%	Fecal		CFU/100 mL	200	283.2	86400	-	134,593.6
5439000	11/16/1992	135	135	0.2020	27.30	1538	13.0361%	Fecal		CFU/100 mL	200	283.2	86400	-	133,605.0
5439000	7/3/1993	135	135	0.2020	27.30	1538	13.0361%	Fecal		CFU/100 mL	200	283.2	86400	-	133,605.0
5439000	4/21/1999	135	135	0.2020	27.30	1538	13.0361%	Fecal		CFU/100 mL	200	283.2	86400	-	133,605.0
5439000	2/18/2001	135	135	0.2020	27.30	1538	13.0361%	Fecal		CFU/100 mL	200	283.2	86400	-	133,605.0
5439000	3/24/2001	135	135	0.2020	27.30	1538	13.0361%	Fecal		CFU/100 mL	200	283.2	86400	-	133,605.0
5439000	6/13/2002	135	135	0.2020	27.30	1538	13.0361%	Fecal		CFU/100 mL	200	283.2	86400	-	133,605.0
5439000	3/18/2007	135	135	0.2020	27.30	1538	13.0361%	Fecal		CFU/100 mL	200	283.2	86400	-	133,605.0
5439000	12/25/2008	135	135	0.2020	27.30	1538	13.0361%	Fecal		CFU/100 mL	200	283.2	86400	-	133,605.0
5439000	4/7/2009	135	135	0.2020	27.30	1538	13.0361%	Fecal		CFU/100 mL	200	283.2	86400	-	133,605.0
5439000	6/20/2009	135	135	0.2020	27.30	1538	13.0361%	Fecal		CFU/100 mL	200	283.2	86400	-	133,605.0
5439000	11/26/2009	135	135	0.2020	27.30	1538	13.0361%	Fecal		CFU/100 mL	200	283.2	86400	-	133,605.0
5439000	11/27/2009	135	135	0.2020	27.30	1538	13.0361%	Fecal		CFU/100 mL	200	283.2	86400	-	133,605.0
5439000	3/2/2012	135	135	0.2020	27.30	1538	13.0361%	Fecal		CFU/100 mL	200	283.2	86400	-	133,605.0
5439000	6/30/2018	135	135	0.2020	27.30	1538	13.0361%	Fecal		CFU/100 mL	200	283.2	86400	-	133,605.0
5439000	2/9/1990	134	134	0.2020	27.10	1552	13.1548%	Fecal		CFU/100 mL	200	283.2	86400	-	132,616.5
5439000	7/21/1990	134	134	0.2020	27.10	1552	13.1548%	Fecal		CFU/100 mL	200	283.2	86400	-	132,616.5
5439000	4/11/1991	134	134	0.2020	27.10	1552	13.1548%	Fecal		CFU/100 mL	200	283.2	86400	-	132,616.5
5439000	5/6/1991	134	134	0.2020	27.10	1552	13.1548%	Fecal		CFU/100 mL	200	283.2	86400	-	132,616.5
5439000	12/2/1991	134	134	0.2020	27.10	1552	13.1548%	Fecal		CFU/100 mL	200	283.2	86400	-	132,616.5
5439000	5/9/1993	134	134	0.2020	27.10	1552	13.1548%	Fecal		CFU/100 mL	200	283.2	86400	-	132,616.5
5439000	6/25/1993	134	134	0.2020	27.10	1552	13.1548%	Fecal		CFU/100 mL	200	283.2	86400	-	132,616.5
5439000	12/28/1994	134	134	0.2020	27.10	1552	13.1548%	Fecal		CFU/100 mL	200	283.2	86400	-	132,616.5
5439000	8/2/1996	134	134	0.2020	27.10	1552	13.1548%	Fecal		CFU/100 mL	200	283.2	86400	-	132,616.5
5439000	5/2/1999	134	134	0.2020	27.10	1552	13.1548%	Fecal		CFU/100 mL	200	283.2	86400	-	132,616.5
5439000	3/12/2002	134	134	0.2020	27.10	1552	13.1548%	Fecal		CFU/100 mL	200	283.2	86400	-	132,616.5
5439000	4/12/2007	134	134	0.2020	27.10	1552	13.1548%	Fecal		CFU/100 mL	200	283.2	86400	-	132,616.5
5439000	5/19/2010	134	134	0.2020	27.10	1552	13.1548%	Fecal		CFU/100 mL	200	283.2	86400	-	132,616.5
5439000	2/23/2011	134	134	0.2020	27.10	1552	13.1548%	Fecal		CFU/100 mL	200	283.2	86400	-	132,616.5
5439000	7/4/2013	134	134	0.2020	27.10	1552	13.1548%	Fecal		CFU/100 mL	200	283.2	86400	-	132,616.5
5439000	5/18/2015	134	134	0.2020	27.10	1552	13.1548%	Fecal		CFU/100 mL	200	283.2	86400	-	132,616.5
5439000	3/17/2016	134	134	0.2020	27.10	1552	13.1548%	Fecal		CFU/100 mL	200	283.2	86400	-	132,616.5
5439000	3/31/2016	134	134	0.2020	27.10	1552	13.1548%	Fecal		CFU/100 mL	200	283.2	86400	-	132,616.5
5439000	6/1/2016	134	134	0.2020	27.10	1552	13.1548%	Fecal		CFU/100 mL	200	283.2	86400	-	132,616.5
5439000	1/19/2017	134	134	0.2020	27.10	1552	13.1548%	Fecal		CFU/100 mL	200	283.2	86400	-	132,616.5
5439000	4/4/2020	134	134	0.2020	27.10	1552	13.1548%	Fecal		CFU/100 mL	200	283.2	86400	-	132,616.5
5439000	5/17/1990	133	133	0.2020	26.90	1573	13.3328%	Fecal		CFU/100 mL	200	283.2	86400	-	131,628.0
5439000	12/14/1991	133	133	0.2020	26.90	1573	13.3328%	Fecal		CFU/100 mL	200	283.2	86400	-	131,628.0
5439000	3/10/1992	133	133	0.2020	26.90	1573	13.3328%	Fecal		CFU/100 mL	200	283.2	86400	-	131,628.0
5439000	4/27/1993	133	133	0.2020	26.90	1573	13.3328%	Fecal		CFU/100 mL	200	283.2	86400	-	131,628.0
5439000	4/29/1998	133	133	0.2020	26.90	1573	13.3328%	Fecal		CFU/100 mL	200	283.2	86400	-	131,628.0
5439000	6/8/2001	133	133	0.2020	26.90	1573	13.3328%	Fecal		CFU/100 mL	200	283.2	86400	-	131,628.0
5439000	12/25/2006	133	133	0.2020	26.90	1573	13.3328%	Fecal		CFU/100 mL	200	283.2	86400	-	131,628.0
5439000	4/14/2007	133	133	0.2020	26.90	1573	13.3328%	Fecal		CFU/100 mL	200	283.2	86400	-	131,628.0
5439000	4/13/2013	133	133	0.2020	26.90	1573	13.3328%	Fecal		CFU/100 mL	200	283.2	86400	-	131,628.0
5439000	1/22/2018	133	133	0.2020	26.90	1573	13.3328%	Fecal		CFU/100 mL	200	283.2	86400	-	131,628.0
5439000	3/21/2019	133	133	0.2020	26.90	1573	13.3328%	Fecal		CFU/100 mL	200	283.2	86400	-	131,628.0
5439000	1/1/2020	133	133	0.2020	26.90	1573	13.3328%	Fecal		CFU/100 mL	200	283.2	86400	-	131,628.0
5439000	2/7/1991	132	132	0.2020	26.70	1585	13.4345%	Fecal		CFU/100 mL	200	283.2	86400	-	130,639.4
5439000	4/5/1998	132	132	0.2020	26.70	1585	13.4345%	Fecal		CFU/100 mL	200	283.2	86400	-	130,639.4
5439000	10/25/2001	132	132	0.2020	26.70	1585	13.4345%	Fecal		CFU/100 mL	200	283.2	86400	-	130,639.4
5439000	5/23/2002	132	132	0.2020	26.70	1585	13.4345%	Fecal		CFU/100 mL	200	283.2	86400	-	130,639.4
5439000	6/16/2004	132	132	0.2020	26.70	1585	13.4345%	Fecal		CFU/100 mL	200	283.2	86400	-	130,639.4
5439000	3/31/2007	132	132	0.2020	26.70	1585	13.4345%	Fecal		CFU/100 mL	200	283.2	86400	-	130,639.4
5439000	8/3/2010	132	132	0.2020	26.70	1585	13.4345%	Fecal		CFU/100 mL	200	283.2	86400	-	130,639.4
5439000	6/17/2011	132	132	0.2020	26.70	1585	13.4345%	Fecal		CFU/100 mL	200	283.2	86400	-	130,639.4
5439000	12/4/2011	132	132	0.2020	26.70	1585	13.4345%	Fecal		CFU/100 mL	200	283.2	86400	-	130,639.4
5439000	5/25/2015	132	132	0.2020	26.70	1585	13.4345%	Fecal		CFU/100 mL	200	283.2	86400	-	130,639.4
5439000	7/20/2017	132	132	0.2020	26.70	1585	13.4345%	Fecal		CFU/100 mL	200	283.2	86400	-	130,639.4
5439000	10/24/2017	132	132	0.2020	26.70	1585	13.4345%	Fecal		CFU/100 mL	200	283.2	86400	-	130,639.4
5439000	10/22/2019	132	132	0.2020	26.70	1585	13.4345%	Fecal		CFU/100 mL	200	283.2	86400	-	130,639.4
5439000	3/17/2021	132	132	0.2020	26.70	1585	13.4345%	Fecal		CFU/100 mL	200	283.2	86400	-	130,639.4
5439000	3/24/2021	132	132	0.2020	26.70	1585	13.4345%	Fecal		CFU/100 mL	200	283.2	86400	-	130,639.4
5439000	5/7/1990	131	131	0.2020	26.49	1600	13.5616%	Fecal		CFU/100 mL	200	283.2	86400	-	129,650.9
5439000	8/30/1993	131	131	0.2020	26.49	1600	13.5616%	Fecal		CFU/100 mL	200	283.2	86400	-	129,650.9
5439000	6/16/1998	131	131	0.2020	26.49	1600	13.5616%	Fecal		CFU/100 mL	200	283.2	86400	-	129,650.9
5439000	11/10/2000	131	131	0.2020	26.49	1600	13.5616%	Fecal		CFU/100 mL	200	283.2	86400	-	129,650.9
5439000	5/17/2003	131	131	0.2020	26.49	1600	13.5616%	Fecal		CFU/100 mL	200	283.2	86400	-	129,650.9
5439000	3/2/2009	131	131	0.2020	26.49	1600	13.5616%	Fecal		CFU/100 mL	200	283.2	86400	-	129,650.9
5439000	3/13/2011	131	131	0.2020	26.49	1600	13.5616%	Fecal		CFU/100 mL	200	283.2	86400	-	129,650.9
5439000	1/30/2013	131	131	0.2020	26.49	1600	13.5616%	Fecal		CFU/100 mL	200	283.2	86400	-	129,650.9
5439000	6/8/2019	131	131	0.2020	26.49	1600	13.5616%	Fecal		CFU/100 mL	200	283.2	86400	-	129,650.9
5439000	10/26/2019	131	131	0.2020	26.49	1600	13.5616%	Fecal		CFU/100 mL	200	283.2	86400	-	129,650.9
5439000	3/25/1991	130	130	0.2020	26.29	1610	13.6464%	Fecal		CFU/100 mL	200	283.2	86400	-	128,662.3
5439000	1/5/1995	130	130	0.2020	26.29	1610	13.6464%	Fecal		CFU/100 mL	200	283.2	86400	-	128,662.3
5439000	2/20/1995	130	130	0.2020	26.29	1610	13.6464%	Fecal		CFU/100 mL	200	283.2	86400	-	128,662.3
5439000	6/19/1998	130	130	0.2020	26.29	1610	13.6464%	Fecal		CFU/100 mL	200	283.2	86400	-	128,662.3
5439000	5/7/2003	130	130	0.2020	26.29	1610	13.6464%	Fecal		CFU/100 mL	200	283.2	86400	-	128,662.3
5439000	4/2/2004	130	130	0.2020	26.29	1610	13.6464%	Fecal		CFU/100 mL	200	283.2	86400	-	128,662.3
5439000	1/15/2005	130	130	0.2020	26.29	1610	13.6464%	Fecal		CFU/100 mL	200	283.2	86400	-	128,662.3
5439000	11/30/2006	130	130	0.2020	26.29	1610	13.6464%	Fecal		CFU/100 mL	200	283.2	86400	-	128,662.3
5439000	3/7/2007	130	130	0.2020	26.29	1610	13.6464%	Fecal		CFU/100 mL	200	283.2	86400	-	128,662.3
5439000	3/19/2007	130	130	0.2020	26.29	1610	13.6464%	Fecal		CFU/100 mL	200	283.2	86400	-	128,662.3
5439000	8/19/2007	130	130	0.2020	26.29	1610	13.6464%	Fecal		CFU/100 mL	200	283.2	86400	-	128,662.3
5439000	6/13/2008	130	130	0.2020	26.29	1610	13.6464%	Fecal		CFU/100 mL	200	283.2	86400	-	128,662.3
5439000	3/23/2011	130	130	0.2020	26.29	1610	13.6464%	Fecal		CFU/100 mL	200	283.2	86400	-	128,662.3

Gage ID	Date	Discharge (CFS)	Gage Discharge (less Surrogate NPDES) (CFS)	Watershed Area Ratio	Calculated flow (CFS)	Rank	Flow Exceedance %	Parameter	Results	Units (mg or micro_gram	Limit/Standard	100mL/CF	sec/day	Actual Load (million colonies/day)	Allowable Load (million colonies/day)
5439000	1/3/2016	130	130	0.2020	26.29	1610	13.6464%	Fecal		CFU/100 mL	200	283.2	86400	-	128,662.3
5439000	6/16/2019	130	130	0.2020	26.29	1610	13.6464%	Fecal		CFU/100 mL	200	283.2	86400	-	128,662.3
5439000	11/22/2019	130	130	0.2020	26.29	1610	13.6464%	Fecal		CFU/100 mL	200	283.2	86400	-	128,662.3
5439000	11/15/1994	129	129	0.2020	26.09	1626	13.7820%	Fecal		CFU/100 mL	200	283.2	86400	-	127,673.8
5439000	5/17/1995	129	129	0.2020	26.09	1626	13.7820%	Fecal		CFU/100 mL	200	283.2	86400	-	127,673.8
5439000	5/10/1997	129	129	0.2020	26.09	1626	13.7820%	Fecal		CFU/100 mL	200	283.2	86400	-	127,673.8
5439000	4/14/1998	129	129	0.2020	26.09	1626	13.7820%	Fecal		CFU/100 mL	200	283.2	86400	-	127,673.8
5439000	5/2/1998	129	129	0.2020	26.09	1626	13.7820%	Fecal		CFU/100 mL	200	283.2	86400	-	127,673.8
5439000	4/24/2000	129	129	0.2020	26.09	1626	13.7820%	Fecal		CFU/100 mL	200	283.2	86400	-	127,673.8
5439000	2/20/2001	129	129	0.2020	26.09	1626	13.7820%	Fecal		CFU/100 mL	200	283.2	86400	-	127,673.8
5439000	2/22/2002	129	129	0.2020	26.09	1626	13.7820%	Fecal		CFU/100 mL	200	283.2	86400	-	127,673.8
5439000	3/30/2007	129	129	0.2020	26.09	1626	13.7820%	Fecal		CFU/100 mL	200	283.2	86400	-	127,673.8
5439000	12/22/2008	129	129	0.2020	26.09	1626	13.7820%	Fecal		CFU/100 mL	200	283.2	86400	-	127,673.8
5439000	5/20/2009	129	129	0.2020	26.09	1626	13.7820%	Fecal		CFU/100 mL	200	283.2	86400	-	127,673.8
5439000	6/6/2011	129	129	0.2020	26.09	1626	13.7820%	Fecal		CFU/100 mL	200	283.2	86400	-	127,673.8
5439000	5/15/2015	129	129	0.2020	26.09	1626	13.7820%	Fecal		CFU/100 mL	200	283.2	86400	-	127,673.8
5439000	6/13/2015	129	129	0.2020	26.09	1626	13.7820%	Fecal		CFU/100 mL	200	283.2	86400	-	127,673.8
5439000	7/29/2017	129	129	0.2020	26.09	1626	13.7820%	Fecal		CFU/100 mL	200	283.2	86400	-	127,673.8
5439000	10/18/2017	129	129	0.2020	26.09	1626	13.7820%	Fecal		CFU/100 mL	200	283.2	86400	-	127,673.8
5439000	3/5/2018	129	129	0.2020	26.09	1626	13.7820%	Fecal		CFU/100 mL	200	283.2	86400	-	127,673.8
5439000	3/26/2021	129	129	0.2020	26.09	1626	13.7820%	Fecal		CFU/100 mL	200	283.2	86400	-	127,673.8
5439000	3/23/1990	128	128	0.2020	25.89	1644	13.9346%	Fecal		CFU/100 mL	200	283.2	86400	-	126,685.2
5439000	6/13/1991	128	128	0.2020	25.89	1644	13.9346%	Fecal		CFU/100 mL	200	283.2	86400	-	126,685.2
5439000	2/18/1992	128	128	0.2020	25.89	1644	13.9346%	Fecal		CFU/100 mL	200	283.2	86400	-	126,685.2
5439000	6/14/1996	128	128	0.2020	25.89	1644	13.9346%	Fecal		CFU/100 mL	200	283.2	86400	-	126,685.2
5439000	3/23/1998	128	128	0.2020	25.89	1644	13.9346%	Fecal		CFU/100 mL	200	283.2	86400	-	126,685.2
5439000	5/19/1998	128	128	0.2020	25.89	1644	13.9346%	Fecal		CFU/100 mL	200	283.2	86400	-	126,685.2
5439000	6/6/1999	128	128	0.2020	25.89	1644	13.9346%	Fecal		CFU/100 mL	200	283.2	86400	-	126,685.2
5439000	3/2/2008	128	128	0.2020	25.89	1644	13.9346%	Fecal		CFU/100 mL	200	283.2	86400	-	126,685.2
5439000	5/30/2009	128	128	0.2020	25.89	1644	13.9346%	Fecal		CFU/100 mL	200	283.2	86400	-	126,685.2
5439000	6/2/2009	128	128	0.2020	25.89	1644	13.9346%	Fecal		CFU/100 mL	200	283.2	86400	-	126,685.2
5439000	3/20/2010	128	128	0.2020	25.89	1644	13.9346%	Fecal		CFU/100 mL	200	283.2	86400	-	126,685.2
5439000	3/3/2011	128	128	0.2020	25.89	1644	13.9346%	Fecal		CFU/100 mL	200	283.2	86400	-	126,685.2
5439000	6/28/2015	128	128	0.2020	25.89	1644	13.9346%	Fecal		CFU/100 mL	200	283.2	86400	-	126,685.2
5439000	12/20/2015	128	128	0.2020	25.89	1644	13.9346%	Fecal		CFU/100 mL	200	283.2	86400	-	126,685.2
5439000	4/2/2016	128	128	0.2020	25.89	1644	13.9346%	Fecal		CFU/100 mL	200	283.2	86400	-	126,685.2
5439000	5/21/2016	128	128	0.2020	25.89	1644	13.9346%	Fecal		CFU/100 mL	200	283.2	86400	-	126,685.2
5439000	4/5/2022	128	128	0.1459	18.71	2442	20.6984%	Fecal		CFU/100 mL	200	283.2	86400	-	91,563.4
5439000	5/9/1990	127	127	0.2020	25.69	1660	14.0702%	Fecal		CFU/100 mL	200	283.2	86400	-	125,696.7
5439000	2/26/1992	127	127	0.2020	25.69	1660	14.0702%	Fecal		CFU/100 mL	200	283.2	86400	-	125,696.7
5439000	4/28/1993	127	127	0.2020	25.69	1660	14.0702%	Fecal		CFU/100 mL	200	283.2	86400	-	125,696.7
5439000	5/18/1995	127	127	0.2020	25.69	1660	14.0702%	Fecal		CFU/100 mL	200	283.2	86400	-	125,696.7
5439000	2/15/1998	127	127	0.2020	25.69	1660	14.0702%	Fecal		CFU/100 mL	200	283.2	86400	-	125,696.7
5439000	7/5/2000	127	127	0.2020	25.69	1660	14.0702%	Fecal		CFU/100 mL	200	283.2	86400	-	125,696.7
5439000	5/21/2003	127	127	0.2020	25.69	1660	14.0702%	Fecal		CFU/100 mL	200	283.2	86400	-	125,696.7
5439000	2/17/2005	127	127	0.2020	25.69	1660	14.0702%	Fecal		CFU/100 mL	200	283.2	86400	-	125,696.7
5439000	12/26/2008	127	127	0.2020	25.69	1660	14.0702%	Fecal		CFU/100 mL	200	283.2	86400	-	125,696.7
5439000	6/17/2009	127	127	0.2020	25.69	1660	14.0702%	Fecal		CFU/100 mL	200	283.2	86400	-	125,696.7
5439000	3/24/2011	127	127	0.2020	25.69	1660	14.0702%	Fecal		CFU/100 mL	200	283.2	86400	-	125,696.7
5439000	3/7/2012	127	127	0.2020	25.69	1660	14.0702%	Fecal		CFU/100 mL	200	283.2	86400	-	125,696.7
5439000	5/10/2012	127	127	0.2020	25.69	1660	14.0702%	Fecal		CFU/100 mL	200	283.2	86400	-	125,696.7
5439000	6/15/2013	127	127	0.2020	25.69	1660	14.0702%	Fecal		CFU/100 mL	200	283.2	86400	-	125,696.7
5439000	3/17/2015	127	127	0.2020	25.69	1660	14.0702%	Fecal		CFU/100 mL	200	283.2	86400	-	125,696.7
5439000	3/27/2021	127	127	0.2020	25.69	1660	14.0702%	Fecal		CFU/100 mL	200	283.2	86400	-	125,696.7
5439000	2/8/1990	126	126	0.2020	25.48	1676	14.2058%	Fecal		CFU/100 mL	200	283.2	86400	-	124,708.1
5439000	12/12/1990	126	126	0.2020	25.48	1676	14.2058%	Fecal		CFU/100 mL	200	283.2	86400	-	124,708.1
5439000	4/1/1991	126	126	0.2020	25.48	1676	14.2058%	Fecal		CFU/100 mL	200	283.2	86400	-	124,708.1
5439000	4/20/1991	126	126	0.2020	25.48	1676	14.2058%	Fecal		CFU/100 mL	200	283.2	86400	-	124,708.1
5439000	12/11/1991	126	126	0.2020	25.48	1676	14.2058%	Fecal		CFU/100 mL	200	283.2	86400	-	124,708.1
5439000	12/21/1992	126	126	0.2020	25.48	1676	14.2058%	Fecal		CFU/100 mL	200	283.2	86400	-	124,708.1
5439000	2/27/1998	126	126	0.2020	25.48	1676	14.2058%	Fecal		CFU/100 mL	200	283.2	86400	-	124,708.1
5439000	2/28/1998	126	126	0.2020	25.48	1676	14.2058%	Fecal		CFU/100 mL	200	283.2	86400	-	124,708.1
5439000	5/19/1999	126	126	0.2020	25.48	1676	14.2058%	Fecal		CFU/100 mL	200	283.2	86400	-	124,708.1
5439000	6/1/1999	126	126	0.2020	25.48	1676	14.2058%	Fecal		CFU/100 mL	200	283.2	86400	-	124,708.1
5439000	3/25/2004	126	126	0.2020	25.48	1676	14.2058%	Fecal		CFU/100 mL	200	283.2	86400	-	124,708.1
5439000	6/9/2004	126	126	0.2020	25.48	1676	14.2058%	Fecal		CFU/100 mL	200	283.2	86400	-	124,708.1
5439000	3/8/2007	126	126	0.2020	25.48	1676	14.2058%	Fecal		CFU/100 mL	200	283.2	86400	-	124,708.1
5439000	4/17/2008	126	126	0.2020	25.48	1676	14.2058%	Fecal		CFU/100 mL	200	283.2	86400	-	124,708.1
5439000	2/7/2009	126	126	0.2020	25.48	1676	14.2058%	Fecal		CFU/100 mL	200	283.2	86400	-	124,708.1
5439000	2/15/2009	126	126	0.2020	25.48	1676	14.2058%	Fecal		CFU/100 mL	200	283.2	86400	-	124,708.1
5439000	3/20/2009	126	126	0.2020	25.48	1676	14.2058%	Fecal		CFU/100 mL	200	283.2	86400	-	124,708.1
5439000	5/13/2009	126	126	0.2020	25.48	1676	14.2058%	Fecal		CFU/100 mL	200	283.2	86400	-	124,708.1
5439000	8/6/2010	126	126	0.2020	25.48	1676	14.2058%	Fecal		CFU/100 mL	200	283.2	86400	-	124,708.1
5439000	5/20/2011	126	126	0.2020	25.48	1676	14.2058%	Fecal		CFU/100 mL	200	283.2	86400	-	124,708.1
5439000	5/3/2013	126	126	0.2020	25.48	1676	14.2058%	Fecal		CFU/100 mL	200	283.2	86400	-	124,708.1
5439000	5/29/2015	126	126	0.2020	25.48	1676	14.2058%	Fecal		CFU/100 mL	200	283.2	86400	-	124,708.1
5439000	7/18/2015	126	126	0.2020	25.48	1676	14.2058%	Fecal		CFU/100 mL	200	283.2	86400	-	124,708.1
5439000	5/8/2017	126	126	0.2020	25.48	1676	14.2058%	Fecal		CFU/100 mL	200	283.2	86400	-	124,708.1
5439000	1/18/1995	125	125	0.2020	25.28	1700	14.4092%	Fecal		CFU/100 mL	200	283.2	86400	-	123,719.6
5439000	4/16/1995	125	125	0.2020	25.28	1700	14.4092%	Fecal		CFU/100 mL	200	283.2	86400	-	123,719.6
5439000	6/16/1996	125	125	0.2020	25.28	1700	14.4092%	Fecal		CFU/100 mL	200	283.2	86400	-	123,719.6
5439000	3/7/1997	125	125	0.2020	25.28	1700	14.4092%	Fecal		CFU/100 mL	200	283.2	86400	-	123,719.6
5439000	5/9/1999	125	125	0.2020	25.28	1700	14.4092%	Fecal		CFU/100 mL	200	283.2	86400	-	123,719.6
5439000	4/13/2002	125	125	0.2020	25.28	1700	14.4092%	Fecal		CFU/100 mL	200	283.2	86400	-	123,719.6
5439000	3/21/2010	125	125	0.2020	25.28	1700	14.4092%	Fecal		CFU/100 mL	200	283.2	86400	-	123,719.6
5439000	6/29/2010	125	125	0.2020	25.28	1700	14.4092%	Fecal		CFU/100 mL	200	283.2	86400	-	123,719.6
5439000	4/30/2013	125	125	0.2020	25.28	1700	14.4092%	Fecal		CFU/100 mL	200	283.2	86400	-	123,719.6
5439000	6/26/2014	125	125	0.2020	25.28	1700	14.4092%	Fecal		CFU/100 mL	200	283.2	86400	-	123,719.6
5439000	11/22/2015	125	125	0.2020	25.28	1700	14.4092%	Fecal		CFU/100 mL	200	283.2	86400	-	123,719.6
5439000	5/6/2016	125	125	0.2020	25.28	1700	14.4092%	Fecal		CFU/100 mL	200	283.2	86400	-	123,719.6
5439000	12/28/2016	125	125	0.2020	25.28	1700	14.4092%	Fecal		CFU/100 mL	200	283.2	86400	-	123,719.6
5439000	1/16/2017	125	125	0.2020	25.28	1700	14.4092%	Fecal		CFU/100 mL	200	283.2	86400	-	123,719.6
5439000	5/16/2017	125	125	0.2020	25.28	1700	14.4092%	Fecal		CFU/100 mL	200	283.2	86400	-	123,719.6
5439000	12/7/2018	125	125	0.2020	25.28	1700	14.4092%	Fecal		CFU/100 mL	200	283.2	86400	-	123,719.6
5439000	11/27/2019	125	125	0.2020	25.28	1700	14.4092%	Fecal		CFU/100 mL	200	283.2	86400	-	123,719.6
5439000	5/10/2021	125	125	0.2020	25.28	1700	14.4092%	Fecal		CFU/100 mL	200	283.2	86400	-	123,719.6
5439000	5/19/1990	124	124	0.2020	25.08	1718	14.5618%	Fecal		CFU/100 mL	200	283.2	86400	-	122,731.0
5439000	4/16/1992	124	124	0.2020	25.08	1718	14.5618%	Fecal		CFU/100 mL	200	283.2	86400	-	122,731.0
5439000	5/1/1995	124	124	0.2020	25.08	1718	14.5618%	Fecal		CFU/100 mL	200	283.2	86400	-	122,731.0
5439000	5/19/1995	124	124	0.2020	25.08	1718	14.5618%	Fecal		CFU/100 mL	200	283.2	86400	-	122,731.0
5439000	3/11/1998	124	124	0.2020	25.08	1718	14.5618%	Fecal		CFU/100 mL	200	283.2	86400	-	122,731.0
5439000	5/16/1998	124	124	0.2020	25.08	1718	14.5618%	Fecal		CFU/100 mL	200	283.2	86400	-	122,731.0
5439000	2/6/1999	124	124	0.2020	25.08	1718	14.5618%	Fecal		CFU/100 mL	200	283.2	86400	-	122,731.0
5439000	6/19/1999	124	124	0.2020	25.08	1718	14.5618%	Fecal		CFU/100 mL	200	283.2	86400	-	122,731.0
5439000	3/19/2008	124	124	0.2020	25.08	1718	14.5618%	Fecal		CFU/100 mL	200	283.2	86400	-	122,731.0
5439000	4/8/2008	124	124	0.2020	25.08	1718	14.5618%	Fecal		CFU/100 mL	200	283.2	86400	-	122,731.0
5439000	6/11/2008	124	124	0.2020	25.08	1718	14.5618%	Fecal		CFU/100 mL	200	283.2	86400	-	122,731.0
5439000	3/23/2010	124	124	0.2020	25.08	1718	14.5618%	Fecal		CFU/100 mL	200	283.2	86400	-	122,731.0
5439000	4/10/2010	124	124	0.2020	25.08	1718	14.5618%	Fecal		CFU/100 mL	200	283.2	86400	-	122,731.0
5439000	7/8/2015	124	124	0.2020	25.08	1718	14.5618%	Fecal		CFU/100 mL	200	283.2	86400	-	122,731.0
5439000	12/6/2015	124	124	0.2020	25.08	1718	14.5618%	Fecal		CFU/100 mL	200	283.2	86400	-	122,731.0
5439000	3/27/2016	124	124	0.2020	25.08	1718	14.5618%	Fecal		CFU/100 mL	200	283.2	86400	-	122,731.0
5439000	12/31/2018	124	124	0.2020	25.08	1718	14.5618%	Fecal		CFU/100 mL	200	283.2	86400	-	122,731.0
5439000	2/10/2019	124	124	0.2020	25.08	1718	14.5618%	Fecal		CFU/100 mL	200	283.2	86400	-	122,731.0
5439000	6/17/2019	124	124	0.2020	25.08	1718	14.5618%	Fecal		CFU/100 mL	200	283.2	86400	-	122,731.0
5439000	9/21/2019	124	124	0.2020	25.08	1718	14.5618%	Fecal		CFU/100 mL	200	283.2	86400	-	122,731.0
5439000	10/14/2019	124	124	0.2020	25.08	1718	14.5618%	Fecal		CFU/100 mL	200	283.2	86400	-	122,731.0
5439000	2/27/1994	123	123	0.2020	24.88	1739	14.7398%	Fecal		CFU/100 mL	200	283.2	86400	-	121,742.5
5439000	11/5/1994	123	123	0.2020	24.88	1739	14.7398%	Fecal		CFU/100 mL	200	283.2	86400	-	121,742.5
5439000	6/14/2002	123	123	0.2020	24.88	1739	14.7398%	Fecal		CFU/100 mL	200	283.2	86400	-	121,742.5
5439000	6/10/2004	123	123	0.2020	24.88	1739	14.7398%	Fecal		CFU/100 mL	200	283.2	86400	-	121,742.5
5439000	12/1/2006	123	123	0.2020	24.88	1739	14.7398%	Fecal		CFU/100 mL	200	283.2	86400	-	121,742.5
5439000	12/17/2006	123	123	0.2020	24.88	1739	14.7398%	Fecal		CFU/100 mL	200	283.2	86400	-	121,742.5
5439000	6/2/2007	123	123	0.2020	24.88	1739	14.7398%	Fecal		CFU/100 mL	200	283.2	86400	-	121,742.5
5439000	9/30/2008	123	123	0.2020	24.88	1739	14.7398%	Fecal		CFU/100 mL	200	283.2	86400	-	121,742.5

Gage ID	Date	Discharge (CFS)	Gage Discharge (less Surrogate NPDES) (CFS)	Watershed Area Ratio	Calculated flow (CFS)	Rank	Flow Exceedance %	Parameter	Results	Units (mg or micro_gram	Limit/Standard	100mL/CF	sec/day	Actual Load (million colonies/day)	Allowable Load (million colonies/day)
5439000	5/10/2009	123	123	0.2020	24.88	1739	14.7398%	Fecal		CFU/100 mL	200	283.2	86400	-	121,742.5
5439000	10/29/2009	123	123	0.2020	24.88	1739	14.7398%	Fecal		CFU/100 mL	200	283.2	86400	-	121,742.5
5439000	11/6/2009	123	123	0.2020	24.88	1739	14.7398%	Fecal		CFU/100 mL	200	283.2	86400	-	121,742.5
5439000	4/11/2015	123	123	0.2020	24.88	1739	14.7398%	Fecal		CFU/100 mL	200	283.2	86400	-	121,742.5
5439000	5/31/2016	123	123	0.2020	24.88	1739	14.7398%	Fecal		CFU/100 mL	200	283.2	86400	-	121,742.5
5439000	5/18/2018	123	123	0.2020	24.88	1739	14.7398%	Fecal		CFU/100 mL	200	283.2	86400	-	121,742.5
5439000	2/23/2019	123	123	0.2020	24.88	1739	14.7398%	Fecal		CFU/100 mL	200	283.2	86400	-	121,742.5
5439000	11/21/2019	123	123	0.2020	24.88	1739	14.7398%	Fecal		CFU/100 mL	200	283.2	86400	-	121,742.5
5439000	3/13/2020	123	123	0.2020	24.88	1739	14.7398%	Fecal		CFU/100 mL	200	283.2	86400	-	121,742.5
5439000	5/26/2020	123	123	0.2020	24.88	1739	14.7398%	Fecal		CFU/100 mL	200	283.2	86400	-	121,742.5
5439000	4/12/1991	122	122	0.2020	24.68	1757	14.8924%	Fecal		CFU/100 mL	200	283.2	86400	-	120,754.0
5439000	6/5/1991	122	122	0.2020	24.68	1757	14.8924%	Fecal		CFU/100 mL	200	283.2	86400	-	120,754.0
5439000	12/2/1992	122	122	0.2020	24.68	1757	14.8924%	Fecal		CFU/100 mL	200	283.2	86400	-	120,754.0
5439000	11/14/1995	122	122	0.2020	24.68	1757	14.8924%	Fecal		CFU/100 mL	200	283.2	86400	-	120,754.0
5439000	5/13/1996	122	122	0.2020	24.68	1757	14.8924%	Fecal		CFU/100 mL	200	283.2	86400	-	120,754.0
5439000	2/14/1999	122	122	0.2020	24.68	1757	14.8924%	Fecal		CFU/100 mL	200	283.2	86400	-	120,754.0
5439000	5/2/2002	122	122	0.2020	24.68	1757	14.8924%	Fecal		CFU/100 mL	200	283.2	86400	-	120,754.0
5439000	4/4/2007	122	122	0.2020	24.68	1757	14.8924%	Fecal		CFU/100 mL	200	283.2	86400	-	120,754.0
5439000	3/23/2008	122	122	0.2020	24.68	1757	14.8924%	Fecal		CFU/100 mL	200	283.2	86400	-	120,754.0
5439000	12/20/2011	122	122	0.2020	24.68	1757	14.8924%	Fecal		CFU/100 mL	200	283.2	86400	-	120,754.0
5439000	1/27/2017	122	122	0.2020	24.68	1757	14.8924%	Fecal		CFU/100 mL	200	283.2	86400	-	120,754.0
5439000	7/26/2017	122	122	0.2020	24.68	1757	14.8924%	Fecal		CFU/100 mL	200	283.2	86400	-	120,754.0
5439000	3/21/2020	122	122	0.2020	24.68	1757	14.8924%	Fecal		CFU/100 mL	200	283.2	86400	-	120,754.0
5439000	5/9/2021	122	122	0.2020	24.68	1757	14.8924%	Fecal		CFU/100 mL	200	283.2	86400	-	120,754.0
5439000	6/22/1990	121	121	0.2020	24.47	1771	15.0110%	Fecal		CFU/100 mL	200	283.2	86400	-	119,765.4
5439000	4/30/1998	121	121	0.2020	24.47	1771	15.0110%	Fecal		CFU/100 mL	200	283.2	86400	-	119,765.4
5439000	10/17/1998	121	121	0.2020	24.47	1771	15.0110%	Fecal		CFU/100 mL	200	283.2	86400	-	119,765.4
5439000	4/20/1999	121	121	0.2020	24.47	1771	15.0110%	Fecal		CFU/100 mL	200	283.2	86400	-	119,765.4
5439000	6/21/2000	121	121	0.2020	24.47	1771	15.0110%	Fecal		CFU/100 mL	200	283.2	86400	-	119,765.4
5439000	5/25/2002	121	121	0.2020	24.47	1771	15.0110%	Fecal		CFU/100 mL	200	283.2	86400	-	119,765.4
5439000	8/14/2007	121	121	0.2020	24.47	1771	15.0110%	Fecal		CFU/100 mL	200	283.2	86400	-	119,765.4
5439000	7/21/2008	121	121	0.2020	24.47	1771	15.0110%	Fecal		CFU/100 mL	200	283.2	86400	-	119,765.4
5439000	4/8/2009	121	121	0.2020	24.47	1771	15.0110%	Fecal		CFU/100 mL	200	283.2	86400	-	119,765.4
5439000	6/1/2009	121	121	0.2020	24.47	1771	15.0110%	Fecal		CFU/100 mL	200	283.2	86400	-	119,765.4
5439000	5/4/2013	121	121	0.2020	24.47	1771	15.0110%	Fecal		CFU/100 mL	200	283.2	86400	-	119,765.4
5439000	4/9/2015	121	121	0.2020	24.47	1771	15.0110%	Fecal		CFU/100 mL	200	283.2	86400	-	119,765.4
5439000	5/30/2015	121	121	0.2020	24.47	1771	15.0110%	Fecal		CFU/100 mL	200	283.2	86400	-	119,765.4
5439000	5/27/2016	121	121	0.2020	24.47	1771	15.0110%	Fecal		CFU/100 mL	200	283.2	86400	-	119,765.4
5439000	4/11/2017	121	121	0.2020	24.47	1771	15.0110%	Fecal		CFU/100 mL	200	283.2	86400	-	119,765.4
5439000	4/20/2017	121	121	0.2020	24.47	1771	15.0110%	Fecal		CFU/100 mL	200	283.2	86400	-	119,765.4
5439000	7/1/2018	121	121	0.2020	24.47	1771	15.0110%	Fecal		CFU/100 mL	200	283.2	86400	-	119,765.4
5439000	11/7/2019	121	121	0.2020	24.47	1771	15.0110%	Fecal		CFU/100 mL	200	283.2	86400	-	119,765.4
5439000	2/5/2020	121	121	0.2020	24.47	1771	15.0110%	Fecal		CFU/100 mL	200	283.2	86400	-	119,765.4
5439000	12/19/1990	120	120	0.2020	24.27	1790	15.1721%	Fecal		CFU/100 mL	200	283.2	86400	-	118,776.9
5439000	7/29/1993	120	120	0.2020	24.27	1790	15.1721%	Fecal		CFU/100 mL	200	283.2	86400	-	118,776.9
5439000	9/18/1993	120	120	0.2020	24.27	1790	15.1721%	Fecal		CFU/100 mL	200	283.2	86400	-	118,776.9
5439000	10/3/1993	120	120	0.2020	24.27	1790	15.1721%	Fecal		CFU/100 mL	200	283.2	86400	-	118,776.9
5439000	3/18/1994	120	120	0.2020	24.27	1790	15.1721%	Fecal		CFU/100 mL	200	283.2	86400	-	118,776.9
5439000	4/20/1995	120	120	0.2020	24.27	1790	15.1721%	Fecal		CFU/100 mL	200	283.2	86400	-	118,776.9
5439000	5/3/1998	120	120	0.2020	24.27	1790	15.1721%	Fecal		CFU/100 mL	200	283.2	86400	-	118,776.9
5439000	5/3/1999	120	120	0.2020	24.27	1790	15.1721%	Fecal		CFU/100 mL	200	283.2	86400	-	118,776.9
5439000	6/28/2000	120	120	0.2020	24.27	1790	15.1721%	Fecal		CFU/100 mL	200	283.2	86400	-	118,776.9
5439000	6/3/2001	120	120	0.2020	24.27	1790	15.1721%	Fecal		CFU/100 mL	200	283.2	86400	-	118,776.9
5439000	8/12/2007	120	120	0.2020	24.27	1790	15.1721%	Fecal		CFU/100 mL	200	283.2	86400	-	118,776.9
5439000	6/15/2008	120	120	0.2020	24.27	1790	15.1721%	Fecal		CFU/100 mL	200	283.2	86400	-	118,776.9
5439000	3/24/2009	120	120	0.2020	24.27	1790	15.1721%	Fecal		CFU/100 mL	200	283.2	86400	-	118,776.9
5439000	2/17/2011	120	120	0.2020	24.27	1790	15.1721%	Fecal		CFU/100 mL	200	283.2	86400	-	118,776.9
5439000	2/3/2020	120	120	0.2020	24.27	1790	15.1721%	Fecal		CFU/100 mL	200	283.2	86400	-	118,776.9
5439000	6/23/1990	119	119	0.2020	24.07	1805	15.2992%	Fecal		CFU/100 mL	200	283.2	86400	-	117,788.3
5439000	4/6/1998	119	119	0.2020	24.07	1805	15.2992%	Fecal		CFU/100 mL	200	283.2	86400	-	117,788.3
5439000	4/7/1998	119	119	0.2020	24.07	1805	15.2992%	Fecal		CFU/100 mL	200	283.2	86400	-	117,788.3
5439000	5/1/1998	119	119	0.2020	24.07	1805	15.2992%	Fecal		CFU/100 mL	200	283.2	86400	-	117,788.3
5439000	2/7/1999	119	119	0.2020	24.07	1805	15.2992%	Fecal		CFU/100 mL	200	283.2	86400	-	117,788.3
5439000	3/20/2007	119	119	0.2020	24.07	1805	15.2992%	Fecal		CFU/100 mL	200	283.2	86400	-	117,788.3
5439000	6/6/2008	119	119	0.2020	24.07	1805	15.2992%	Fecal		CFU/100 mL	200	283.2	86400	-	117,788.3
5439000	9/29/2008	119	119	0.2020	24.07	1805	15.2992%	Fecal		CFU/100 mL	200	283.2	86400	-	117,788.3
5439000	1/5/2009	119	119	0.2020	24.07	1805	15.2992%	Fecal		CFU/100 mL	200	283.2	86400	-	117,788.3
5439000	3/22/2019	119	119	0.2020	24.07	1805	15.2992%	Fecal		CFU/100 mL	200	283.2	86400	-	117,788.3
5439000	7/3/2021	119	119	0.2020	24.07	1805	15.2992%	Fecal		CFU/100 mL	200	283.2	86400	-	117,788.3
5439000	12/5/1990	118	118	0.2020	23.87	1816	15.3924%	Fecal		CFU/100 mL	200	283.2	86400	-	116,799.8
5439000	5/20/1991	118	118	0.2020	23.87	1816	15.3924%	Fecal		CFU/100 mL	200	283.2	86400	-	116,799.8
5439000	10/17/1993	118	118	0.2020	23.87	1816	15.3924%	Fecal		CFU/100 mL	200	283.2	86400	-	116,799.8
5439000	5/5/1998	118	118	0.2020	23.87	1816	15.3924%	Fecal		CFU/100 mL	200	283.2	86400	-	116,799.8
5439000	2/28/2000	118	118	0.2020	23.87	1816	15.3924%	Fecal		CFU/100 mL	200	283.2	86400	-	116,799.8
5439000	5/24/2002	118	118	0.2020	23.87	1816	15.3924%	Fecal		CFU/100 mL	200	283.2	86400	-	116,799.8
5439000	6/11/2004	118	118	0.2020	23.87	1816	15.3924%	Fecal		CFU/100 mL	200	283.2	86400	-	116,799.8
5439000	6/17/2004	118	118	0.2020	23.87	1816	15.3924%	Fecal		CFU/100 mL	200	283.2	86400	-	116,799.8
5439000	2/7/2005	118	118	0.2020	23.87	1816	15.3924%	Fecal		CFU/100 mL	200	283.2	86400	-	116,799.8
5439000	5/2/2007	118	118	0.2020	23.87	1816	15.3924%	Fecal		CFU/100 mL	200	283.2	86400	-	116,799.8
5439000	9/25/2008	118	118	0.2020	23.87	1816	15.3924%	Fecal		CFU/100 mL	200	283.2	86400	-	116,799.8
5439000	4/3/2014	118	118	0.2020	23.87	1816	15.3924%	Fecal		CFU/100 mL	200	283.2	86400	-	116,799.8
5439000	10/27/2017	118	118	0.2020	23.87	1816	15.3924%	Fecal		CFU/100 mL	200	283.2	86400	-	116,799.8
5439000	6/9/2019	118	118	0.2020	23.87	1816	15.3924%	Fecal		CFU/100 mL	200	283.2	86400	-	116,799.8
5439000	2/24/2020	118	118	0.2020	23.87	1816	15.3924%	Fecal		CFU/100 mL	200	283.2	86400	-	116,799.8
5439000	2/25/2022	118	118	0.1459	17.25	2666	22.5971%	Fecal		CFU/100 mL	200	283.2	86400	-	84,421.8
5439000	2/15/1990	117	117	0.2020	23.67	1831	15.5196%	Fecal		CFU/100 mL	200	283.2	86400	-	115,811.2
5439000	3/24/1990	117	117	0.2020	23.67	1831	15.5196%	Fecal		CFU/100 mL	200	283.2	86400	-	115,811.2
5439000	11/17/1992	117	117	0.2020	23.67	1831	15.5196%	Fecal		CFU/100 mL	200	283.2	86400	-	115,811.2
5439000	6/26/1993	117	117	0.2020	23.67	1831	15.5196%	Fecal		CFU/100 mL	200	283.2	86400	-	115,811.2
5439000	6/28/1996	117	117	0.2020	23.67	1831	15.5196%	Fecal		CFU/100 mL	200	283.2	86400	-	115,811.2
5439000	3/13/2002	117	117	0.2020	23.67	1831	15.5196%	Fecal		CFU/100 mL	200	283.2	86400	-	115,811.2
5439000	4/15/2007	117	117	0.2020	23.67	1831	15.5196%	Fecal		CFU/100 mL	200	283.2	86400	-	115,811.2
5439000	2/20/2008	117	117	0.2020	23.67	1831	15.5196%	Fecal		CFU/100 mL	200	283.2	86400	-	115,811.2
5439000	6/3/2009	117	117	0.2020	23.67	1831	15.5196%	Fecal		CFU/100 mL	200	283.2	86400	-	115,811.2
5439000	6/23/2010	117	117	0.2020	23.67	1831	15.5196%	Fecal		CFU/100 mL	200	283.2	86400	-	115,811.2
5439000	3/3/2012	117	117	0.2020	23.67	1831	15.5196%	Fecal		CFU/100 mL	200	283.2	86400	-	115,811.2
5439000	6/13/2014	117	117	0.2020	23.67	1831	15.5196%	Fecal		CFU/100 mL	200	283.2	86400	-	115,811.2
5439000	6/29/2015	117	117	0.2020	23.67	1831	15.5196%	Fecal		CFU/100 mL	200	283.2	86400	-	115,811.2
5439000	5/10/2016	117	117	0.2020	23.67	1831	15.5196%	Fecal		CFU/100 mL	200	283.2	86400	-	115,811.2
5439000	5/28/2016	117	117	0.2020	23.67	1831	15.5196%	Fecal		CFU/100 mL	200	283.2	86400	-	115,811.2
5439000	5/4/2020	117	117	0.2020	23.67	1831	15.5196%	Fecal		CFU/100 mL	200	283.2	86400	-	115,811.2
5439000	7/16/2021	117	117	0.2020	23.67	1831	15.5196%	Fecal		CFU/100 mL	200	283.2	86400	-	115,811.2
5439000	4/1/2022	117	117	0.1459	17.11	2689	22.7920%	Fecal		CFU/100 mL	200	283.2	86400	-	83,707.7
5439000	11/29/1991	116	116	0.2020	23.46	1848	15.6637%	Fecal		CFU/100 mL	200	283.2	86400	-	114,822.7
5439000	12/26/1993	116	116	0.2020	23.46	1848	15.6637%	Fecal		CFU/100 mL	200	283.2	86400	-	114,822.7
5439000	12/29/1994	116	116	0.2020	23.46	1848	15.6637%	Fecal		CFU/100 mL	200	283.2	86400	-	114,822.7
5439000	3/11/1995	116	116	0.2020	23.46	1848	15.6637%	Fecal		CFU/100 mL	200	283.2	86400	-	114,822.7
5439000	4/10/1995	116	116	0.2020	23.46	1848	15.6637%	Fecal		CFU/100 mL	200	283.2	86400	-	114,822.7
5439000	5/20/1999	116	116	0.2020	23.46	1848	15.6637%	Fecal		CFU/100 mL	200	283.2	86400	-	114,822.7
5439000	5/12/2004	116	116	0.2020	23.46	1848	15.6637%	Fecal		CFU/100 mL	200	283.2	86400	-	114,822.7
5439000	6/4/2007	116	116	0.2020	23.46	1848	15.6637%	Fecal		CFU/100 mL	200	283.2	86400	-	114,822.7
5439000	4/5/2008	116	116	0.2020	23.46	1848	15.6637%	Fecal		CFU/100 mL	200	283.2	86400	-	114,822.7
5439000	7/15/2008	116	116	0.2020	23.46	1848	15.6637%	Fecal		CFU/100 mL	200	283.2	86400	-	114,822.7
5439000	5/21/2009	116	116	0.2020	23.46	1848	15.6637%	Fecal		CFU/100 mL	200	283.2	86400	-	114,822.7
5439000	5/2/2011	116	116	0.2020	23.46	1848	15.6637%	Fecal		CFU/100 mL	200	283.2	86400	-	114,822.7
5439000	4/25/2015	116	116	0.2020	23.46	1848	15.6637%	Fecal		CFU/100 mL	200	283.2	86400	-	114,822.7
5439000	4/28/2015	116	116	0.2020	23.46	1848	15.6637%	Fecal		CFU/100 mL	200	283.2	86400	-	114,822.7
5439000	3/6/2018	116	116	0.2020	23.46	1848	15.6637%	Fecal		CFU/100 mL	200	283.2	86400	-	114,822.7
5439000	9/20/2019	116	116	0.2020	23.46	1848	15.6637%	Fecal		CFU/100 mL	200	283.2	86400	-	114,822.7
5439000	5/22/1990	115	115	0.2020	23.26	1864	15.7993%	Fecal		CFU/100 mL	200	283.2	86400	-	113,834.1
5439000	12/11/1990	115	115	0.2020	23.26	1864	15.7993%	Fecal		CFU/100 mL	200	283.2	86400	-	113,834.1
5439000	4/18/1992	115	115	0.2020	23.26	1864	15.7993%	Fecal		CFU/100 mL	200	283.2	86400	-	113,834.1
5439000	11/3/1992	115	115	0.2020	23.26	1864	15.7993%	Fecal		CFU/100 mL	200	283.2	86400	-	113,834.1
5439000	11/20/1992	115	115	0.2020	23.26	1864	15.7993%	Fecal		CFU/100 mL	200	283.2	86400	-	113,834.1
5439000	2/25/1994	115	115	0.2020	23.26	1864	15.7993%	Fecal		CFU/100 mL	200	283.2	86400	-	113,834.1

Gage ID	Date	Discharge (CFS)	Gage Discharge (less Surrogate NPDES) (CFS)	Watershed Area Ratio	Calculated flow (CFS)	Rank	Flow Exceedance %	Parameter	Results	Units (mg or micro_gram	Limit/Standard	100mL/CF	sec/day	Actual Load (million colonies/day)	Allowable Load (million colonies/day)
5439000	6/30/1994	115	115	0.2020	23.26	1864	15.7993%	Fecal		CFU/100 mL	200	283.2	86400	-	113,834.1
5439000	1/5/1998	115	115	0.2020	23.26	1864	15.7993%	Fecal		CFU/100 mL	200	283.2	86400	-	113,834.1
5439000	6/9/1998	115	115	0.2020	23.26	1864	15.7993%	Fecal		CFU/100 mL	200	283.2	86400	-	113,834.1
5439000	2/10/1999	115	115	0.2020	23.26	1864	15.7993%	Fecal		CFU/100 mL	200	283.2	86400	-	113,834.1
5439000	12/26/2006	115	115	0.2020	23.26	1864	15.7993%	Fecal		CFU/100 mL	200	283.2	86400	-	113,834.1
5439000	12/26/2007	115	115	0.2020	23.26	1864	15.7993%	Fecal		CFU/100 mL	200	283.2	86400	-	113,834.1
5439000	1/14/2008	115	115	0.2020	23.26	1864	15.7993%	Fecal		CFU/100 mL	200	283.2	86400	-	113,834.1
5439000	10/27/2008	115	115	0.2020	23.26	1864	15.7993%	Fecal		CFU/100 mL	200	283.2	86400	-	113,834.1
5439000	3/21/2009	115	115	0.2020	23.26	1864	15.7993%	Fecal		CFU/100 mL	200	283.2	86400	-	113,834.1
5439000	6/18/2009	115	115	0.2020	23.26	1864	15.7993%	Fecal		CFU/100 mL	200	283.2	86400	-	113,834.1
5439000	1/29/2010	115	115	0.2020	23.26	1864	15.7993%	Fecal		CFU/100 mL	200	283.2	86400	-	113,834.1
5439000	6/18/2011	115	115	0.2020	23.26	1864	15.7993%	Fecal		CFU/100 mL	200	283.2	86400	-	113,834.1
5439000	3/8/2012	115	115	0.2020	23.26	1864	15.7993%	Fecal		CFU/100 mL	200	283.2	86400	-	113,834.1
5439000	7/8/2014	115	115	0.2020	23.26	1864	15.7993%	Fecal		CFU/100 mL	200	283.2	86400	-	113,834.1
5439000	4/7/2016	115	115	0.2020	23.26	1864	15.7993%	Fecal		CFU/100 mL	200	283.2	86400	-	113,834.1
5439000	5/7/2016	115	115	0.2020	23.26	1864	15.7993%	Fecal		CFU/100 mL	200	283.2	86400	-	113,834.1
5439000	2/15/2019	115	115	0.2020	23.26	1864	15.7993%	Fecal		CFU/100 mL	200	283.2	86400	-	113,834.1
5439000	4/17/2019	115	115	0.2020	23.26	1864	15.7993%	Fecal		CFU/100 mL	200	283.2	86400	-	113,834.1
5439000	4/10/2022	115	115	0.1459	16.81	2741	23.2328%	Fecal		CFU/100 mL	200	283.2	86400	-	82,279.4
5439000	1/17/1990	114	114	0.2020	23.06	1888	16.0027%	Fecal		CFU/100 mL	200	283.2	86400	-	112,845.6
5439000	3/4/1990	114	114	0.2020	23.06	1888	16.0027%	Fecal		CFU/100 mL	200	283.2	86400	-	112,845.6
5439000	4/21/1991	114	114	0.2020	23.06	1888	16.0027%	Fecal		CFU/100 mL	200	283.2	86400	-	112,845.6
5439000	1/16/1992	114	114	0.2020	23.06	1888	16.0027%	Fecal		CFU/100 mL	200	283.2	86400	-	112,845.6
5439000	2/7/1993	114	114	0.2020	23.06	1888	16.0027%	Fecal		CFU/100 mL	200	283.2	86400	-	112,845.6
5439000	3/13/1994	114	114	0.2020	23.06	1888	16.0027%	Fecal		CFU/100 mL	200	283.2	86400	-	112,845.6
5439000	6/14/1994	114	114	0.2020	23.06	1888	16.0027%	Fecal		CFU/100 mL	200	283.2	86400	-	112,845.6
5439000	8/13/1996	114	114	0.2020	23.06	1888	16.0027%	Fecal		CFU/100 mL	200	283.2	86400	-	112,845.6
5439000	5/11/1999	114	114	0.2020	23.06	1888	16.0027%	Fecal		CFU/100 mL	200	283.2	86400	-	112,845.6
5439000	6/7/1999	114	114	0.2020	23.06	1888	16.0027%	Fecal		CFU/100 mL	200	283.2	86400	-	112,845.6
5439000	3/25/2001	114	114	0.2020	23.06	1888	16.0027%	Fecal		CFU/100 mL	200	283.2	86400	-	112,845.6
5439000	4/14/2002	114	114	0.2020	23.06	1888	16.0027%	Fecal		CFU/100 mL	200	283.2	86400	-	112,845.6
5439000	3/18/2008	114	114	0.2020	23.06	1888	16.0027%	Fecal		CFU/100 mL	200	283.2	86400	-	112,845.6
5439000	5/30/2008	114	114	0.2020	23.06	1888	16.0027%	Fecal		CFU/100 mL	200	283.2	86400	-	112,845.6
5439000	10/24/2008	114	114	0.2020	23.06	1888	16.0027%	Fecal		CFU/100 mL	200	283.2	86400	-	112,845.6
5439000	11/7/2009	114	114	0.2020	23.06	1888	16.0027%	Fecal		CFU/100 mL	200	283.2	86400	-	112,845.6
5439000	11/13/2011	114	114	0.2020	23.06	1888	16.0027%	Fecal		CFU/100 mL	200	283.2	86400	-	112,845.6
5439000	6/15/2018	114	114	0.2020	23.06	1888	16.0027%	Fecal		CFU/100 mL	200	283.2	86400	-	112,845.6
5439000	10/15/2019	114	114	0.2020	23.06	1888	16.0027%	Fecal		CFU/100 mL	200	283.2	86400	-	112,845.6
5439000	1/14/2020	114	114	0.2020	23.06	1888	16.0027%	Fecal		CFU/100 mL	200	283.2	86400	-	112,845.6
5439000	4/5/2020	114	114	0.2020	23.06	1888	16.0027%	Fecal		CFU/100 mL	200	283.2	86400	-	112,845.6
5439000	3/26/2022	114	114	0.1459	16.67	2771	23.4870%	Fecal		CFU/100 mL	200	283.2	86400	-	81,565.2
5439000	4/15/2022	114	114	0.1459	16.67	2771	23.4870%	Fecal		CFU/100 mL	200	283.2	86400	-	81,565.2
5439000	1/9/1993	113	113	0.2020	22.86	1909	16.1807%	Fecal		CFU/100 mL	200	283.2	86400	-	111,857.0
5439000	5/10/1993	113	113	0.2020	22.86	1909	16.1807%	Fecal		CFU/100 mL	200	283.2	86400	-	111,857.0
5439000	7/4/1993	113	113	0.2020	22.86	1909	16.1807%	Fecal		CFU/100 mL	200	283.2	86400	-	111,857.0
5439000	10/18/1993	113	113	0.2020	22.86	1909	16.1807%	Fecal		CFU/100 mL	200	283.2	86400	-	111,857.0
5439000	3/15/1994	113	113	0.2020	22.86	1909	16.1807%	Fecal		CFU/100 mL	200	283.2	86400	-	111,857.0
5439000	8/13/1994	113	113	0.2020	22.86	1909	16.1807%	Fecal		CFU/100 mL	200	283.2	86400	-	111,857.0
5439000	11/16/1994	113	113	0.2020	22.86	1909	16.1807%	Fecal		CFU/100 mL	200	283.2	86400	-	111,857.0
5439000	2/21/1995	113	113	0.2020	22.86	1909	16.1807%	Fecal		CFU/100 mL	200	283.2	86400	-	111,857.0
5439000	6/8/1995	113	113	0.2020	22.86	1909	16.1807%	Fecal		CFU/100 mL	200	283.2	86400	-	111,857.0
5439000	6/15/1996	113	113	0.2020	22.86	1909	16.1807%	Fecal		CFU/100 mL	200	283.2	86400	-	111,857.0
5439000	8/3/1996	113	113	0.2020	22.86	1909	16.1807%	Fecal		CFU/100 mL	200	283.2	86400	-	111,857.0
5439000	3/8/1997	113	113	0.2020	22.86	1909	16.1807%	Fecal		CFU/100 mL	200	283.2	86400	-	111,857.0
5439000	1/11/1998	113	113	0.2020	22.86	1909	16.1807%	Fecal		CFU/100 mL	200	283.2	86400	-	111,857.0
5439000	2/16/1998	113	113	0.2020	22.86	1909	16.1807%	Fecal		CFU/100 mL	200	283.2	86400	-	111,857.0
5439000	11/12/1998	113	113	0.2020	22.86	1909	16.1807%	Fecal		CFU/100 mL	200	283.2	86400	-	111,857.0
5439000	6/5/2000	113	113	0.2020	22.86	1909	16.1807%	Fecal		CFU/100 mL	200	283.2	86400	-	111,857.0
5439000	1/30/2001	113	113	0.2020	22.86	1909	16.1807%	Fecal		CFU/100 mL	200	283.2	86400	-	111,857.0
5439000	5/18/2003	113	113	0.2020	22.86	1909	16.1807%	Fecal		CFU/100 mL	200	283.2	86400	-	111,857.0
5439000	4/3/2004	113	113	0.2020	22.86	1909	16.1807%	Fecal		CFU/100 mL	200	283.2	86400	-	111,857.0
5439000	9/6/2007	113	113	0.2020	22.86	1909	16.1807%	Fecal		CFU/100 mL	200	283.2	86400	-	111,857.0
5439000	4/18/2008	113	113	0.2020	22.86	1909	16.1807%	Fecal		CFU/100 mL	200	283.2	86400	-	111,857.0
5439000	3/14/2011	113	113	0.2020	22.86	1909	16.1807%	Fecal		CFU/100 mL	200	283.2	86400	-	111,857.0
5439000	12/21/2011	113	113	0.2020	22.86	1909	16.1807%	Fecal		CFU/100 mL	200	283.2	86400	-	111,857.0
5439000	5/17/2017	113	113	0.2020	22.86	1909	16.1807%	Fecal		CFU/100 mL	200	283.2	86400	-	111,857.0
5439000	10/12/2017	113	113	0.2020	22.86	1909	16.1807%	Fecal		CFU/100 mL	200	283.2	86400	-	111,857.0
5439000	5/24/2018	113	113	0.2020	22.86	1909	16.1807%	Fecal		CFU/100 mL	200	283.2	86400	-	111,857.0
5439000	4/12/2021	113	113	0.2020	22.86	1909	16.1807%	Fecal		CFU/100 mL	200	283.2	86400	-	111,857.0
5439000	2/10/1990	112	112	0.2020	22.66	1936	16.4096%	Fecal		CFU/100 mL	200	283.2	86400	-	110,868.5
5439000	5/8/1990	112	112	0.2020	22.66	1936	16.4096%	Fecal		CFU/100 mL	200	283.2	86400	-	110,868.5
5439000	3/10/1997	112	112	0.2020	22.66	1936	16.4096%	Fecal		CFU/100 mL	200	283.2	86400	-	110,868.5
5439000	5/11/1997	112	112	0.2020	22.66	1936	16.4096%	Fecal		CFU/100 mL	200	283.2	86400	-	110,868.5
5439000	3/20/1999	112	112	0.2020	22.66	1936	16.4096%	Fecal		CFU/100 mL	200	283.2	86400	-	110,868.5
5439000	5/10/1999	112	112	0.2020	22.66	1936	16.4096%	Fecal		CFU/100 mL	200	283.2	86400	-	110,868.5
5439000	6/4/2000	112	112	0.2020	22.66	1936	16.4096%	Fecal		CFU/100 mL	200	283.2	86400	-	110,868.5
5439000	5/3/2003	112	112	0.2020	22.66	1936	16.4096%	Fecal		CFU/100 mL	200	283.2	86400	-	110,868.5
5439000	7/24/2007	112	112	0.2020	22.66	1936	16.4096%	Fecal		CFU/100 mL	200	283.2	86400	-	110,868.5
5439000	8/15/2007	112	112	0.2020	22.66	1936	16.4096%	Fecal		CFU/100 mL	200	283.2	86400	-	110,868.5
5439000	5/16/2008	112	112	0.2020	22.66	1936	16.4096%	Fecal		CFU/100 mL	200	283.2	86400	-	110,868.5
5439000	5/11/2009	112	112	0.2020	22.66	1936	16.4096%	Fecal		CFU/100 mL	200	283.2	86400	-	110,868.5
5439000	1/2/2010	112	112	0.2020	22.66	1936	16.4096%	Fecal		CFU/100 mL	200	283.2	86400	-	110,868.5
5439000	5/20/2010	112	112	0.2020	22.66	1936	16.4096%	Fecal		CFU/100 mL	200	283.2	86400	-	110,868.5
5439000	6/7/2011	112	112	0.2020	22.66	1936	16.4096%	Fecal		CFU/100 mL	200	283.2	86400	-	110,868.5
5439000	12/5/2011	112	112	0.2020	22.66	1936	16.4096%	Fecal		CFU/100 mL	200	283.2	86400	-	110,868.5
5439000	5/22/2016	112	112	0.2020	22.66	1936	16.4096%	Fecal		CFU/100 mL	200	283.2	86400	-	110,868.5
5439000	6/17/2016	112	112	0.2020	22.66	1936	16.4096%	Fecal		CFU/100 mL	200	283.2	86400	-	110,868.5
5439000	1/4/2019	112	112	0.2020	22.66	1936	16.4096%	Fecal		CFU/100 mL	200	283.2	86400	-	110,868.5
5439000	2/12/2019	112	112	0.2020	22.66	1936	16.4096%	Fecal		CFU/100 mL	200	283.2	86400	-	110,868.5
5439000	3/25/2019	112	112	0.2020	22.66	1936	16.4096%	Fecal		CFU/100 mL	200	283.2	86400	-	110,868.5
5439000	1/2/2020	112	112	0.2020	22.66	1936	16.4096%	Fecal		CFU/100 mL	200	283.2	86400	-	110,868.5
5439000	5/27/2020	112	112	0.2020	22.66	1936	16.4096%	Fecal		CFU/100 mL	200	283.2	86400	-	110,868.5
5439000	5/18/1990	111	111	0.2020	22.45	1959	16.6045%	Fecal		CFU/100 mL	200	283.2	86400	-	109,880.0
5439000	12/22/1992	111	111	0.2020	22.45	1959	16.6045%	Fecal		CFU/100 mL	200	283.2	86400	-	109,880.0
5439000	3/12/1993	111	111	0.2020	22.45	1959	16.6045%	Fecal		CFU/100 mL	200	283.2	86400	-	109,880.0
5439000	12/25/1994	111	111	0.2020	22.45	1959	16.6045%	Fecal		CFU/100 mL	200	283.2	86400	-	109,880.0
5439000	3/12/1995	111	111	0.2020	22.45	1959	16.6045%	Fecal		CFU/100 mL	200	283.2	86400	-	109,880.0
5439000	3/9/1997	111	111	0.2020	22.45	1959	16.6045%	Fecal		CFU/100 mL	200	283.2	86400	-	109,880.0
5439000	1/10/1998	111	111	0.2020	22.45	1959	16.6045%	Fecal		CFU/100 mL	200	283.2	86400	-	109,880.0
5439000	3/24/1998	111	111	0.2020	22.45	1959	16.6045%	Fecal		CFU/100 mL	200	283.2	86400	-	109,880.0
5439000	6/20/1999	111	111	0.2020	22.45	1959	16.6045%	Fecal		CFU/100 mL	200	283.2	86400	-	109,880.0
5439000	5/31/2003	111	111	0.2020	22.45	1959	16.6045%	Fecal		CFU/100 mL	200	283.2	86400	-	109,880.0
5439000	3/17/2008	111	111	0.2020	22.45	1959	16.6045%	Fecal		CFU/100 mL	200	283.2	86400	-	109,880.0
5439000	12/12/2008	111	111	0.2020	22.45	1959	16.6045%	Fecal		CFU/100 mL	200	283.2	86400	-	109,880.0
5439000	5/31/2009	111	111	0.2020	22.45	1959	16.6045%	Fecal		CFU/100 mL	200	283.2	86400	-	109,880.0
5439000	6/21/2009	111	111	0.2020	22.45	1959	16.6045%	Fecal		CFU/100 mL	200	283.2	86400	-	109,880.0
5439000	6/21/2010	111	111	0.2020	22.45	1959	16.6045%	Fecal		CFU/100 mL	200	283.2	86400	-	109,880.0
5439000	5/19/2015	111	111	0.2020	22.45	1959	16.6045%	Fecal		CFU/100 mL	200	283.2	86400	-	109,880.0
5439000	5/30/2016	111	111	0.2020	22.45	1959	16.6045%	Fecal		CFU/100 mL	200	283.2	86400	-	109,880.0
5439000	5/29/2017	111	111	0.2020	22.45	1959	16.6045%	Fecal		CFU/100 mL	200	283.2	86400	-	109,880.0
5439000	1/10/2019	111	111	0.2020	22.45	1959	16.6045%	Fecal		CFU/100 mL	200	283.2	86400	-	109,880.0
5439000	9/4/2019	111	111	0.2020	22.45	1959	16.6045%	Fecal		CFU/100 mL	200	283.2	86400	-	109,880.0
5439000	12/1/2019	111	111	0.2020	22.45	1959	16.6045%	Fecal		CFU/100 mL	200	283.2	86400	-	109,880.0
5439000	5/5/2020	111	111	0.2020	22.45	1959	16.6045%	Fecal		CFU/100 mL	200	283.2	86400	-	109,880.0
5439000	11/7/1990	110	110	0.2020	22.25	1982	16.7995%	Fecal		CFU/100 mL	200	283.2	86400	-	108,891.4
5439000	2/19/1991	110	110	0.2020	22.25	1982	16.7995%	Fecal		CFU/100 mL	200	283.2	86400	-	108,891.4
5439000	1/4/1995	110	110	0.2020	22.25	1982	16.7995%	Fecal		CFU/100 mL	200	283.2	86400	-	108,891.4
5439000	5/4/1998	110	110	0.2020	22.25	1982	16.7995%	Fecal		CFU/100 mL	200	283.2	86400	-	108,891.4
5439000	5/4/1999	110	110	0.2020	22.25	1982	16.7995%	Fecal		CFU/100 mL	200	283.2	86400	-	108,891.4
5439000	5/13/2000	110	110	0.2020	22.25	1982	16.7995%	Fecal		CFU/100 mL	200	283.2	86400	-	108,891.4
5439000	4/13/2001	110	110	0.2020	22.25	1982	16.7995%	Fecal		CFU/100 mL	200	283.2	86400	-	108,891.4
5439000	6/9/2001	110	110	0.2020	22.25	1982	16.7995%	Fecal		CFU/100 mL	200	283.2	86400	-	108,891.4
5439000	9/19/2001	110	110	0.2020	22.25	1982	16.7995%	Fecal		CFU/100 mL	200	283.2	86400	-	108,891.4
5439000	3/9/2004	110	110	0.2020	22.25	1982	16.7995%	Fecal		CFU/100 mL	200	283.2	86400	-	108,891.4
5439000	2/8/2005	110	110	0.2020	22.25	1982	16.7995%	Fecal		CFU/100 mL	200	283.2	86400	-	108,891.4

Gage ID	Date	Discharge (CFS)	Gage Discharge (less Surrogate NPDES) (CFS)	Watershed Area Ratio	Calculated flow (CFS)	Rank	Flow Exceedance %	Parameter	Results	Units (mg or micro_gram	Limit/Standard	100mL/CF	sec/day	Actual Load (million colonies/day)	Allowable Load (million colonies/day)
5439000	9/7/2007	110	110	0.2020	22.25	1982	16.7995%	Fecal		CFU/100 mL	200	283.2	86400	-	108,891.4
5439000	3/8/2008	110	110	0.2020	22.25	1982	16.7995%	Fecal		CFU/100 mL	200	283.2	86400	-	108,891.4
5439000	8/29/2009	110	110	0.2020	22.25	1982	16.7995%	Fecal		CFU/100 mL	200	283.2	86400	-	108,891.4
5439000	3/6/2010	110	110	0.2020	22.25	1982	16.7995%	Fecal		CFU/100 mL	200	283.2	86400	-	108,891.4
5439000	2/28/2011	110	110	0.2020	22.25	1982	16.7995%	Fecal		CFU/100 mL	200	283.2	86400	-	108,891.4
5439000	5/5/2013	110	110	0.2020	22.25	1982	16.7995%	Fecal		CFU/100 mL	200	283.2	86400	-	108,891.4
5439000	4/12/2017	110	110	0.2020	22.25	1982	16.7995%	Fecal		CFU/100 mL	200	283.2	86400	-	108,891.4
5439000	5/14/2018	110	110	0.2020	22.25	1982	16.7995%	Fecal		CFU/100 mL	200	283.2	86400	-	108,891.4
5439000	4/3/2022	110	110	0.1459	16.08	2870	24.3262%	Fecal		CFU/100 mL	200	283.2	86400	-	78,708.6
5439000	2/23/1990	109	109	0.2020	22.05	2001	16.9605%	Fecal		CFU/100 mL	200	283.2	86400	-	107,902.9
5439000	3/25/1990	109	109	0.2020	22.05	2001	16.9605%	Fecal		CFU/100 mL	200	283.2	86400	-	107,902.9
5439000	12/13/1990	109	109	0.2020	22.05	2001	16.9605%	Fecal		CFU/100 mL	200	283.2	86400	-	107,902.9
5439000	3/11/1992	109	109	0.2020	22.05	2001	16.9605%	Fecal		CFU/100 mL	200	283.2	86400	-	107,902.9
5439000	4/19/1992	109	109	0.2020	22.05	2001	16.9605%	Fecal		CFU/100 mL	200	283.2	86400	-	107,902.9
5439000	9/1/1993	109	109	0.2020	22.05	2001	16.9605%	Fecal		CFU/100 mL	200	283.2	86400	-	107,902.9
5439000	5/20/1998	109	109	0.2020	22.05	2001	16.9605%	Fecal		CFU/100 mL	200	283.2	86400	-	107,902.9
5439000	6/17/1998	109	109	0.2020	22.05	2001	16.9605%	Fecal		CFU/100 mL	200	283.2	86400	-	107,902.9
5439000	5/21/1999	109	109	0.2020	22.05	2001	16.9605%	Fecal		CFU/100 mL	200	283.2	86400	-	107,902.9
5439000	2/23/2002	109	109	0.2020	22.05	2001	16.9605%	Fecal		CFU/100 mL	200	283.2	86400	-	107,902.9
5439000	6/15/2002	109	109	0.2020	22.05	2001	16.9605%	Fecal		CFU/100 mL	200	283.2	86400	-	107,902.9
5439000	12/13/2008	109	109	0.2020	22.05	2001	16.9605%	Fecal		CFU/100 mL	200	283.2	86400	-	107,902.9
5439000	4/14/2009	109	109	0.2020	22.05	2001	16.9605%	Fecal		CFU/100 mL	200	283.2	86400	-	107,902.9
5439000	11/28/2009	109	109	0.2020	22.05	2001	16.9605%	Fecal		CFU/100 mL	200	283.2	86400	-	107,902.9
5439000	3/25/2011	109	109	0.2020	22.05	2001	16.9605%	Fecal		CFU/100 mL	200	283.2	86400	-	107,902.9
5439000	5/31/2015	109	109	0.2020	22.05	2001	16.9605%	Fecal		CFU/100 mL	200	283.2	86400	-	107,902.9
5439000	6/30/2015	109	109	0.2020	22.05	2001	16.9605%	Fecal		CFU/100 mL	200	283.2	86400	-	107,902.9
5439000	4/15/2017	109	109	0.2020	22.05	2001	16.9605%	Fecal		CFU/100 mL	200	283.2	86400	-	107,902.9
5439000	4/21/2017	109	109	0.2020	22.05	2001	16.9605%	Fecal		CFU/100 mL	200	283.2	86400	-	107,902.9
5439000	11/19/2017	109	109	0.2020	22.05	2001	16.9605%	Fecal		CFU/100 mL	200	283.2	86400	-	107,902.9
5439000	12/29/2018	109	109	0.2020	22.05	2001	16.9605%	Fecal		CFU/100 mL	200	283.2	86400	-	107,902.9
5439000	7/19/2019	109	109	0.2020	22.05	2001	16.9605%	Fecal		CFU/100 mL	200	283.2	86400	-	107,902.9
5439000	11/23/2019	109	109	0.2020	22.05	2001	16.9605%	Fecal		CFU/100 mL	200	283.2	86400	-	107,902.9
5439000	4/13/2022	109	109	0.1459	15.94	2900	24.5804%	Fecal		CFU/100 mL	200	283.2	86400	-	77,994.4
5439000	4/2/1991	108	108	0.2020	21.85	2024	17.1555%	Fecal		CFU/100 mL	200	283.2	86400	-	106,914.3
5439000	5/11/1993	108	108	0.2020	21.85	2024	17.1555%	Fecal		CFU/100 mL	200	283.2	86400	-	106,914.3
5439000	1/19/1995	108	108	0.2020	21.85	2024	17.1555%	Fecal		CFU/100 mL	200	283.2	86400	-	106,914.3
5439000	5/20/1995	108	108	0.2020	21.85	2024	17.1555%	Fecal		CFU/100 mL	200	283.2	86400	-	106,914.3
5439000	5/25/1997	108	108	0.2020	21.85	2024	17.1555%	Fecal		CFU/100 mL	200	283.2	86400	-	106,914.3
5439000	5/17/1998	108	108	0.2020	21.85	2024	17.1555%	Fecal		CFU/100 mL	200	283.2	86400	-	106,914.3
5439000	2/8/1999	108	108	0.2020	21.85	2024	17.1555%	Fecal		CFU/100 mL	200	283.2	86400	-	106,914.3
5439000	2/9/1999	108	108	0.2020	21.85	2024	17.1555%	Fecal		CFU/100 mL	200	283.2	86400	-	106,914.3
5439000	3/11/2008	108	108	0.2020	21.85	2024	17.1555%	Fecal		CFU/100 mL	200	283.2	86400	-	106,914.3
5439000	4/19/2008	108	108	0.2020	21.85	2024	17.1555%	Fecal		CFU/100 mL	200	283.2	86400	-	106,914.3
5439000	6/16/2008	108	108	0.2020	21.85	2024	17.1555%	Fecal		CFU/100 mL	200	283.2	86400	-	106,914.3
5439000	7/11/2008	108	108	0.2020	21.85	2024	17.1555%	Fecal		CFU/100 mL	200	283.2	86400	-	106,914.3
5439000	2/16/2009	108	108	0.2020	21.85	2024	17.1555%	Fecal		CFU/100 mL	200	283.2	86400	-	106,914.3
5439000	5/21/2011	108	108	0.2020	21.85	2024	17.1555%	Fecal		CFU/100 mL	200	283.2	86400	-	106,914.3
5439000	2/12/2013	108	108	0.2020	21.85	2024	17.1555%	Fecal		CFU/100 mL	200	283.2	86400	-	106,914.3
5439000	7/5/2013	108	108	0.2020	21.85	2024	17.1555%	Fecal		CFU/100 mL	200	283.2	86400	-	106,914.3
5439000	8/31/2016	108	108	0.2020	21.85	2024	17.1555%	Fecal		CFU/100 mL	200	283.2	86400	-	106,914.3
5439000	12/1/2018	108	108	0.2020	21.85	2024	17.1555%	Fecal		CFU/100 mL	200	283.2	86400	-	106,914.3
5439000	2/27/2019	108	108	0.2020	21.85	2024	17.1555%	Fecal		CFU/100 mL	200	283.2	86400	-	106,914.3
5439000	11/8/2019	108	108	0.2020	21.85	2024	17.1555%	Fecal		CFU/100 mL	200	283.2	86400	-	106,914.3
5439000	1/3/2020	108	108	0.2020	21.85	2024	17.1555%	Fecal		CFU/100 mL	200	283.2	86400	-	106,914.3
5439000	5/26/1990	107	107	0.2020	21.65	2045	17.3334%	Fecal		CFU/100 mL	200	283.2	86400	-	105,925.8
5439000	8/23/1990	107	107	0.2020	21.65	2045	17.3334%	Fecal		CFU/100 mL	200	283.2	86400	-	105,925.8
5439000	4/13/1991	107	107	0.2020	21.65	2045	17.3334%	Fecal		CFU/100 mL	200	283.2	86400	-	105,925.8
5439000	3/11/1997	107	107	0.2020	21.65	2045	17.3334%	Fecal		CFU/100 mL	200	283.2	86400	-	105,925.8
5439000	2/15/1999	107	107	0.2020	21.65	2045	17.3334%	Fecal		CFU/100 mL	200	283.2	86400	-	105,925.8
5439000	5/5/1999	107	107	0.2020	21.65	2045	17.3334%	Fecal		CFU/100 mL	200	283.2	86400	-	105,925.8
5439000	4/5/2007	107	107	0.2020	21.65	2045	17.3334%	Fecal		CFU/100 mL	200	283.2	86400	-	105,925.8
5439000	3/20/2008	107	107	0.2020	21.65	2045	17.3334%	Fecal		CFU/100 mL	200	283.2	86400	-	105,925.8
5439000	4/9/2009	107	107	0.2020	21.65	2045	17.3334%	Fecal		CFU/100 mL	200	283.2	86400	-	105,925.8
5439000	4/11/2010	107	107	0.2020	21.65	2045	17.3334%	Fecal		CFU/100 mL	200	283.2	86400	-	105,925.8
5439000	4/18/2011	107	107	0.2020	21.65	2045	17.3334%	Fecal		CFU/100 mL	200	283.2	86400	-	105,925.8
5439000	4/5/2014	107	107	0.2020	21.65	2045	17.3334%	Fecal		CFU/100 mL	200	283.2	86400	-	105,925.8
5439000	4/14/2014	107	107	0.2020	21.65	2045	17.3334%	Fecal		CFU/100 mL	200	283.2	86400	-	105,925.8
5439000	7/15/2014	107	107	0.2020	21.65	2045	17.3334%	Fecal		CFU/100 mL	200	283.2	86400	-	105,925.8
5439000	3/18/2016	107	107	0.2020	21.65	2045	17.3334%	Fecal		CFU/100 mL	200	283.2	86400	-	105,925.8
5439000	4/8/2016	107	107	0.2020	21.65	2045	17.3334%	Fecal		CFU/100 mL	200	283.2	86400	-	105,925.8
5439000	5/21/2017	107	107	0.2020	21.65	2045	17.3334%	Fecal		CFU/100 mL	200	283.2	86400	-	105,925.8
5439000	7/18/2019	107	107	0.2020	21.65	2045	17.3334%	Fecal		CFU/100 mL	200	283.2	86400	-	105,925.8
5439000	2/6/2020	107	107	0.2020	21.65	2045	17.3334%	Fecal		CFU/100 mL	200	283.2	86400	-	105,925.8
5439000	6/22/2021	107	107	0.2020	21.65	2045	17.3334%	Fecal		CFU/100 mL	200	283.2	86400	-	105,925.8
5439000	3/2/1990	106	106	0.2020	21.44	2065	17.5030%	Fecal		CFU/100 mL	200	283.2	86400	-	104,937.2
5439000	4/22/1991	106	106	0.2020	21.44	2065	17.5030%	Fecal		CFU/100 mL	200	283.2	86400	-	104,937.2
5439000	8/29/1993	106	106	0.2020	21.44	2065	17.5030%	Fecal		CFU/100 mL	200	283.2	86400	-	104,937.2
5439000	12/26/1994	106	106	0.2020	21.44	2065	17.5030%	Fecal		CFU/100 mL	200	283.2	86400	-	104,937.2
5439000	12/27/1994	106	106	0.2020	21.44	2065	17.5030%	Fecal		CFU/100 mL	200	283.2	86400	-	104,937.2
5439000	4/17/1995	106	106	0.2020	21.44	2065	17.5030%	Fecal		CFU/100 mL	200	283.2	86400	-	104,937.2
5439000	2/19/2001	106	106	0.2020	21.44	2065	17.5030%	Fecal		CFU/100 mL	200	283.2	86400	-	104,937.2
5439000	2/21/2001	106	106	0.2020	21.44	2065	17.5030%	Fecal		CFU/100 mL	200	283.2	86400	-	104,937.2
5439000	5/22/2003	106	106	0.2020	21.44	2065	17.5030%	Fecal		CFU/100 mL	200	283.2	86400	-	104,937.2
5439000	3/24/2010	106	106	0.2020	21.44	2065	17.5030%	Fecal		CFU/100 mL	200	283.2	86400	-	104,937.2
5439000	2/24/2011	106	106	0.2020	21.44	2065	17.5030%	Fecal		CFU/100 mL	200	283.2	86400	-	104,937.2
5439000	6/8/2011	106	106	0.2020	21.44	2065	17.5030%	Fecal		CFU/100 mL	200	283.2	86400	-	104,937.2
5439000	5/11/2012	106	106	0.2020	21.44	2065	17.5030%	Fecal		CFU/100 mL	200	283.2	86400	-	104,937.2
5439000	5/1/2013	106	106	0.2020	21.44	2065	17.5030%	Fecal		CFU/100 mL	200	283.2	86400	-	104,937.2
5439000	12/7/2015	106	106	0.2020	21.44	2065	17.5030%	Fecal		CFU/100 mL	200	283.2	86400	-	104,937.2
5439000	12/13/2015	106	106	0.2020	21.44	2065	17.5030%	Fecal		CFU/100 mL	200	283.2	86400	-	104,937.2
5439000	1/4/2016	106	106	0.2020	21.44	2065	17.5030%	Fecal		CFU/100 mL	200	283.2	86400	-	104,937.2
5439000	3/28/2016	106	106	0.2020	21.44	2065	17.5030%	Fecal		CFU/100 mL	200	283.2	86400	-	104,937.2
5439000	3/7/2018	106	106	0.2020	21.44	2065	17.5030%	Fecal		CFU/100 mL	200	283.2	86400	-	104,937.2
5439000	12/8/2018	106	106	0.2020	21.44	2065	17.5030%	Fecal		CFU/100 mL	200	283.2	86400	-	104,937.2
5439000	11/28/2019	106	106	0.2020	21.44	2065	17.5030%	Fecal		CFU/100 mL	200	283.2	86400	-	104,937.2
5439000	1/15/2020	106	106	0.2020	21.44	2065	17.5030%	Fecal		CFU/100 mL	200	283.2	86400	-	104,937.2
5439000	3/22/2020	106	106	0.2020	21.44	2065	17.5030%	Fecal		CFU/100 mL	200	283.2	86400	-	104,937.2
5439000	5/29/2020	106	106	0.2020	21.44	2065	17.5030%	Fecal		CFU/100 mL	200	283.2	86400	-	104,937.2
5439000	3/31/2022	106	106	0.1459	15.50	2984	25.2924%	Fecal		CFU/100 mL	200	283.2	86400	-	75,852.0
5439000	4/2/2022	106	106	0.1459	15.50	2984	25.2924%	Fecal		CFU/100 mL	200	283.2	86400	-	75,852.0
5439000	7/2/1990	105	105	0.2020	21.24	2089	17.7064%	Fecal		CFU/100 mL	200	283.2	86400	-	103,948.7
5439000	11/5/1992	105	105	0.2020	21.24	2089	17.7064%	Fecal		CFU/100 mL	200	283.2	86400	-	103,948.7
5439000	12/4/1992	105	105	0.2020	21.24	2089	17.7064%	Fecal		CFU/100 mL	200	283.2	86400	-	103,948.7
5439000	3/27/1994	105	105	0.2020	21.24	2089	17.7064%	Fecal		CFU/100 mL	200	283.2	86400	-	103,948.7
5439000	2/17/1998	105	105	0.2020	21.24	2089	17.7064%	Fecal		CFU/100 mL	200	283.2	86400	-	103,948.7
5439000	6/18/1998	105	105	0.2020	21.24	2089	17.7064%	Fecal		CFU/100 mL	200	283.2	86400	-	103,948.7
5439000	12/9/1998	105	105	0.2020	21.24	2089	17.7064%	Fecal		CFU/100 mL	200	283.2	86400	-	103,948.7
5439000	4/19/2000	105	105	0.2020	21.24	2089	17.7064%	Fecal		CFU/100 mL	200	283.2	86400	-	103,948.7
5439000	6/29/2000	105	105	0.2020	21.24	2089	17.7064%	Fecal		CFU/100 mL	200	283.2	86400	-	103,948.7
5439000	5/8/2003	105	105	0.2020	21.24	2089	17.7064%	Fecal		CFU/100 mL	200	283.2	86400	-	103,948.7
5439000	5/19/2003	105	105	0.2020	21.24	2089	17.7064%	Fecal		CFU/100 mL	200	283.2	86400	-	103,948.7
5439000	3/21/2008	105	105	0.2020	21.24	2089	17.7064%	Fecal		CFU/100 mL	200	283.2	86400	-	103,948.7
5439000	3/15/2011	105	105	0.2020	21.24	2089	17.7064%	Fecal		CFU/100 mL	200	283.2	86400	-	103,948.7
5439000	6/27/2014	105	105	0.2020	21.24	2089	17.7064%	Fecal		CFU/100 mL	200	283.2	86400	-	103,948.7
5439000	11/23/2015	105	105	0.2020	21.24	2089	17.7064%	Fecal		CFU/100 mL	200	283.2	86400	-	103,948.7
5439000	4/3/2016	105	105	0.2020	21.24	2089	17.7064%	Fecal		CFU/100 mL	200	283.2	86400	-	103,948.7
5439000	4/6/2016	105	105	0.2020	21.24	2089	17.7064%	Fecal		CFU/100 mL	200	283.2	86400	-	103,948.7
5439000	7/7/2016	105	105	0.2020	21.24	2089	17.7064%	Fecal		CFU/100 mL	200	283.2	86400	-	103,948.7
5439000	4/13/2017	105	105	0.2020	21.24	2089	17.7064%	Fecal		CFU/100 mL	200	283.2	86400	-	103,948.7
5439000	6/18/2019	105	105	0.2020	21.24	2089	17.7064%	Fecal		CFU/100 mL	200	283.2	86400	-	103,948.7
5439000	10/16/2019	105	105	0.2020	21.24	2089	17.7064%	Fecal		CFU/100 mL	200	283.2	86400	-	103,948.7
5439000	12/3/1991	104	104	0.2020	21.04	2110	17.8844%	Fecal		CFU/100 mL	200	283.2	86400	-	102,960.1
5439000	4/20/1992	104	104	0.2020	21.04	2110	17.8844%	Fecal		CFU/100 mL	200	283.2	86400	-	102,960.1
5439000	1/26/1993	104	104	0.2020	21.04	2110	17.8844%	Fecal		CFU/100 mL	200	283.2	86400	-	102,960.1
5439000	4/21/1995	104	104	0.2020	21.04	2110	17.8844%	Fecal		CFU/100 mL	200	283.2	86400	-	102,960.1

Gage ID	Date	Discharge (CFS)	Gage Discharge (less Surrogate NPDES) (CFS)	Watershed Area Ratio	Calculated flow (CFS)	Rank	Flow Exceedance %	Parameter	Results	Units (mg or micro_gram	Limit/Standard	100mL/CF	sec/day	Actual Load (million colonies/day)	Allowable Load (million colonies/day)
5439000	5/2/1995	104	104	0.2020	21.04	2110	17.8844%	Fecal		CFU/100 mL	200	283.2	86400	-	102,960.1
5439000	3/25/1998	104	104	0.2020	21.04	2110	17.8844%	Fecal		CFU/100 mL	200	283.2	86400	-	102,960.1
5439000	5/22/1999	104	104	0.2020	21.04	2110	17.8844%	Fecal		CFU/100 mL	200	283.2	86400	-	102,960.1
5439000	7/13/2000	104	104	0.2020	21.04	2110	17.8844%	Fecal		CFU/100 mL	200	283.2	86400	-	102,960.1
5439000	3/14/2002	104	104	0.2020	21.04	2110	17.8844%	Fecal		CFU/100 mL	200	283.2	86400	-	102,960.1
5439000	5/3/2002	104	104	0.2020	21.04	2110	17.8844%	Fecal		CFU/100 mL	200	283.2	86400	-	102,960.1
5439000	5/26/2002	104	104	0.2020	21.04	2110	17.8844%	Fecal		CFU/100 mL	200	283.2	86400	-	102,960.1
5439000	2/24/2004	104	104	0.2020	21.04	2110	17.8844%	Fecal		CFU/100 mL	200	283.2	86400	-	102,960.1
5439000	5/3/2007	104	104	0.2020	21.04	2110	17.8844%	Fecal		CFU/100 mL	200	283.2	86400	-	102,960.1
5439000	6/5/2007	104	104	0.2020	21.04	2110	17.8844%	Fecal		CFU/100 mL	200	283.2	86400	-	102,960.1
5439000	7/13/2007	104	104	0.2020	21.04	2110	17.8844%	Fecal		CFU/100 mL	200	283.2	86400	-	102,960.1
5439000	3/24/2008	104	104	0.2020	21.04	2110	17.8844%	Fecal		CFU/100 mL	200	283.2	86400	-	102,960.1
5439000	10/8/2008	104	104	0.2020	21.04	2110	17.8844%	Fecal		CFU/100 mL	200	283.2	86400	-	102,960.1
5439000	6/4/2009	104	104	0.2020	21.04	2110	17.8844%	Fecal		CFU/100 mL	200	283.2	86400	-	102,960.1
5439000	6/18/2014	104	104	0.2020	21.04	2110	17.8844%	Fecal		CFU/100 mL	200	283.2	86400	-	102,960.1
5439000	6/2/2016	104	104	0.2020	21.04	2110	17.8844%	Fecal		CFU/100 mL	200	283.2	86400	-	102,960.1
5439000	3/3/2017	104	104	0.2020	21.04	2110	17.8844%	Fecal		CFU/100 mL	200	283.2	86400	-	102,960.1
5439000	4/14/2017	104	104	0.2020	21.04	2110	17.8844%	Fecal		CFU/100 mL	200	283.2	86400	-	102,960.1
5439000	10/21/2019	104	104	0.2020	21.04	2110	17.8844%	Fecal		CFU/100 mL	200	283.2	86400	-	102,960.1
5439000	4/6/2020	104	104	0.2020	21.04	2110	17.8844%	Fecal		CFU/100 mL	200	283.2	86400	-	102,960.1
5439000	5/28/2020	104	104	0.2020	21.04	2110	17.8844%	Fecal		CFU/100 mL	200	283.2	86400	-	102,960.1
5439000	6/6/1991	103	103	0.2020	20.84	2135	18.0963%	Fecal		CFU/100 mL	200	283.2	86400	-	101,971.6
5439000	12/15/1991	103	103	0.2020	20.84	2135	18.0963%	Fecal		CFU/100 mL	200	283.2	86400	-	101,971.6
5439000	7/5/1993	103	103	0.2020	20.84	2135	18.0963%	Fecal		CFU/100 mL	200	283.2	86400	-	101,971.6
5439000	8/25/1993	103	103	0.2020	20.84	2135	18.0963%	Fecal		CFU/100 mL	200	283.2	86400	-	101,971.6
5439000	8/5/1996	103	103	0.2020	20.84	2135	18.0963%	Fecal		CFU/100 mL	200	283.2	86400	-	101,971.6
5439000	3/1/1998	103	103	0.2020	20.84	2135	18.0963%	Fecal		CFU/100 mL	200	283.2	86400	-	101,971.6
5439000	3/12/1998	103	103	0.2020	20.84	2135	18.0963%	Fecal		CFU/100 mL	200	283.2	86400	-	101,971.6
5439000	5/18/1998	103	103	0.2020	20.84	2135	18.0963%	Fecal		CFU/100 mL	200	283.2	86400	-	101,971.6
5439000	6/20/1998	103	103	0.2020	20.84	2135	18.0963%	Fecal		CFU/100 mL	200	283.2	86400	-	101,971.6
5439000	10/21/1998	103	103	0.2020	20.84	2135	18.0963%	Fecal		CFU/100 mL	200	283.2	86400	-	101,971.6
5439000	4/25/2000	103	103	0.2020	20.84	2135	18.0963%	Fecal		CFU/100 mL	200	283.2	86400	-	101,971.6
5439000	4/15/2002	103	103	0.2020	20.84	2135	18.0963%	Fecal		CFU/100 mL	200	283.2	86400	-	101,971.6
5439000	6/18/2004	103	103	0.2020	20.84	2135	18.0963%	Fecal		CFU/100 mL	200	283.2	86400	-	101,971.6
5439000	2/18/2005	103	103	0.2020	20.84	2135	18.0963%	Fecal		CFU/100 mL	200	283.2	86400	-	101,971.6
5439000	3/22/2008	103	103	0.2020	20.84	2135	18.0963%	Fecal		CFU/100 mL	200	283.2	86400	-	101,971.6
5439000	6/14/2008	103	103	0.2020	20.84	2135	18.0963%	Fecal		CFU/100 mL	200	283.2	86400	-	101,971.6
5439000	9/26/2008	103	103	0.2020	20.84	2135	18.0963%	Fecal		CFU/100 mL	200	283.2	86400	-	101,971.6
5439000	12/18/2008	103	103	0.2020	20.84	2135	18.0963%	Fecal		CFU/100 mL	200	283.2	86400	-	101,971.6
5439000	12/19/2008	103	103	0.2020	20.84	2135	18.0963%	Fecal		CFU/100 mL	200	283.2	86400	-	101,971.6
5439000	3/22/2009	103	103	0.2020	20.84	2135	18.0963%	Fecal		CFU/100 mL	200	283.2	86400	-	101,971.6
5439000	5/12/2009	103	103	0.2020	20.84	2135	18.0963%	Fecal		CFU/100 mL	200	283.2	86400	-	101,971.6
5439000	5/26/2009	103	103	0.2020	20.84	2135	18.0963%	Fecal		CFU/100 mL	200	283.2	86400	-	101,971.6
5439000	5/21/2010	103	103	0.2020	20.84	2135	18.0963%	Fecal		CFU/100 mL	200	283.2	86400	-	101,971.6
5439000	6/19/2011	103	103	0.2020	20.84	2135	18.0963%	Fecal		CFU/100 mL	200	283.2	86400	-	101,971.6
5439000	5/5/2018	103	103	0.2020	20.84	2135	18.0963%	Fecal		CFU/100 mL	200	283.2	86400	-	101,971.6
5439000	6/10/2019	103	103	0.2020	20.84	2135	18.0963%	Fecal		CFU/100 mL	200	283.2	86400	-	101,971.6
5439000	10/23/2019	103	103	0.2020	20.84	2135	18.0963%	Fecal		CFU/100 mL	200	283.2	86400	-	101,971.6
5439000	11/9/2019	103	103	0.2020	20.84	2135	18.0963%	Fecal		CFU/100 mL	200	283.2	86400	-	101,971.6
5439000	2/26/1990	102	102	0.2020	20.64	2164	18.3421%	Fecal		CFU/100 mL	200	283.2	86400	-	100,983.0
5439000	3/5/1990	102	102	0.2020	20.64	2164	18.3421%	Fecal		CFU/100 mL	200	283.2	86400	-	100,983.0
5439000	12/6/1990	102	102	0.2020	20.64	2164	18.3421%	Fecal		CFU/100 mL	200	283.2	86400	-	100,983.0
5439000	12/17/1990	102	102	0.2020	20.64	2164	18.3421%	Fecal		CFU/100 mL	200	283.2	86400	-	100,983.0
5439000	2/27/1992	102	102	0.2020	20.64	2164	18.3421%	Fecal		CFU/100 mL	200	283.2	86400	-	100,983.0
5439000	12/3/1992	102	102	0.2020	20.64	2164	18.3421%	Fecal		CFU/100 mL	200	283.2	86400	-	100,983.0
5439000	10/19/1993	102	102	0.2020	20.64	2164	18.3421%	Fecal		CFU/100 mL	200	283.2	86400	-	100,983.0
5439000	11/17/1994	102	102	0.2020	20.64	2164	18.3421%	Fecal		CFU/100 mL	200	283.2	86400	-	100,983.0
5439000	3/13/1995	102	102	0.2020	20.64	2164	18.3421%	Fecal		CFU/100 mL	200	283.2	86400	-	100,983.0
5439000	11/2/1995	102	102	0.2020	20.64	2164	18.3421%	Fecal		CFU/100 mL	200	283.2	86400	-	100,983.0
5439000	6/29/1996	102	102	0.2020	20.64	2164	18.3421%	Fecal		CFU/100 mL	200	283.2	86400	-	100,983.0
5439000	3/12/1997	102	102	0.2020	20.64	2164	18.3421%	Fecal		CFU/100 mL	200	283.2	86400	-	100,983.0
5439000	6/8/1999	102	102	0.2020	20.64	2164	18.3421%	Fecal		CFU/100 mL	200	283.2	86400	-	100,983.0
5439000	6/22/1999	102	102	0.2020	20.64	2164	18.3421%	Fecal		CFU/100 mL	200	283.2	86400	-	100,983.0
5439000	6/22/2000	102	102	0.2020	20.64	2164	18.3421%	Fecal		CFU/100 mL	200	283.2	86400	-	100,983.0
5439000	4/15/2001	102	102	0.2020	20.64	2164	18.3421%	Fecal		CFU/100 mL	200	283.2	86400	-	100,983.0
5439000	6/12/2008	102	102	0.2020	20.64	2164	18.3421%	Fecal		CFU/100 mL	200	283.2	86400	-	100,983.0
5439000	1/6/2009	102	102	0.2020	20.64	2164	18.3421%	Fecal		CFU/100 mL	200	283.2	86400	-	100,983.0
5439000	4/13/2009	102	102	0.2020	20.64	2164	18.3421%	Fecal		CFU/100 mL	200	283.2	86400	-	100,983.0
5439000	5/23/2009	102	102	0.2020	20.64	2164	18.3421%	Fecal		CFU/100 mL	200	283.2	86400	-	100,983.0
5439000	12/24/2009	102	102	0.2020	20.64	2164	18.3421%	Fecal		CFU/100 mL	200	283.2	86400	-	100,983.0
5439000	5/3/2011	102	102	0.2020	20.64	2164	18.3421%	Fecal		CFU/100 mL	200	283.2	86400	-	100,983.0
5439000	3/4/2012	102	102	0.2020	20.64	2164	18.3421%	Fecal		CFU/100 mL	200	283.2	86400	-	100,983.0
5439000	3/19/2013	102	102	0.2020	20.64	2164	18.3421%	Fecal		CFU/100 mL	200	283.2	86400	-	100,983.0
5439000	1/28/2017	102	102	0.2020	20.64	2164	18.3421%	Fecal		CFU/100 mL	200	283.2	86400	-	100,983.0
5439000	5/18/2017	102	102	0.2020	20.64	2164	18.3421%	Fecal		CFU/100 mL	200	283.2	86400	-	100,983.0
5439000	5/19/2018	102	102	0.2020	20.64	2164	18.3421%	Fecal		CFU/100 mL	200	283.2	86400	-	100,983.0
5439000	3/23/2019	102	102	0.2020	20.64	2164	18.3421%	Fecal		CFU/100 mL	200	283.2	86400	-	100,983.0
5439000	3/26/2019	102	102	0.2020	20.64	2164	18.3421%	Fecal		CFU/100 mL	200	283.2	86400	-	100,983.0
5439000	3/24/2020	102	102	0.2020	20.64	2164	18.3421%	Fecal		CFU/100 mL	200	283.2	86400	-	100,983.0
5439000	5/25/1990	101	101	0.2020	20.43	2195	18.6048%	Fecal		CFU/100 mL	200	283.2	86400	-	99,994.5
5439000	6/18/1990	101	101	0.2020	20.43	2195	18.6048%	Fecal		CFU/100 mL	200	283.2	86400	-	99,994.5
5439000	6/12/1991	101	101	0.2020	20.43	2195	18.6048%	Fecal		CFU/100 mL	200	283.2	86400	-	99,994.5
5439000	5/14/1996	101	101	0.2020	20.43	2195	18.6048%	Fecal		CFU/100 mL	200	283.2	86400	-	99,994.5
5439000	2/29/2000	101	101	0.2020	20.43	2195	18.6048%	Fecal		CFU/100 mL	200	283.2	86400	-	99,994.5
5439000	3/5/2001	101	101	0.2020	20.43	2195	18.6048%	Fecal		CFU/100 mL	200	283.2	86400	-	99,994.5
5439000	4/16/2001	101	101	0.2020	20.43	2195	18.6048%	Fecal		CFU/100 mL	200	283.2	86400	-	99,994.5
5439000	12/18/2006	101	101	0.2020	20.43	2195	18.6048%	Fecal		CFU/100 mL	200	283.2	86400	-	99,994.5
5439000	4/6/2008	101	101	0.2020	20.43	2195	18.6048%	Fecal		CFU/100 mL	200	283.2	86400	-	99,994.5
5439000	1/4/2011	101	101	0.2020	20.43	2195	18.6048%	Fecal		CFU/100 mL	200	283.2	86400	-	99,994.5
5439000	3/6/2012	101	101	0.2020	20.43	2195	18.6048%	Fecal		CFU/100 mL	200	283.2	86400	-	99,994.5
5439000	5/25/2016	101	101	0.2020	20.43	2195	18.6048%	Fecal		CFU/100 mL	200	283.2	86400	-	99,994.5
5439000	3/24/2019	101	101	0.2020	20.43	2195	18.6048%	Fecal		CFU/100 mL	200	283.2	86400	-	99,994.5
5439000	4/28/2020	101	101	0.2020	20.43	2195	18.6048%	Fecal		CFU/100 mL	200	283.2	86400	-	99,994.5
5439000	3/28/2021	101	101	0.2020	20.43	2195	18.6048%	Fecal		CFU/100 mL	200	283.2	86400	-	99,994.5
5439000	5/23/1990	100	100	0.2020	20.23	2210	18.7320%	Fecal		CFU/100 mL	200	283.2	86400	-	99,006.0
5439000	6/14/1990	100	100	0.2020	20.23	2210	18.7320%	Fecal		CFU/100 mL	200	283.2	86400	-	99,006.0
5439000	2/4/1991	100	100	0.2020	20.23	2210	18.7320%	Fecal		CFU/100 mL	200	283.2	86400	-	99,006.0
5439000	5/21/1991	100	100	0.2020	20.23	2210	18.7320%	Fecal		CFU/100 mL	200	283.2	86400	-	99,006.0
5439000	5/12/1993	100	100	0.2020	20.23	2210	18.7320%	Fecal		CFU/100 mL	200	283.2	86400	-	99,006.0
5439000	2/18/1994	100	100	0.2020	20.23	2210	18.7320%	Fecal		CFU/100 mL	200	283.2	86400	-	99,006.0
5439000	12/30/1994	100	100	0.2020	20.23	2210	18.7320%	Fecal		CFU/100 mL	200	283.2	86400	-	99,006.0
5439000	6/21/1999	100	100	0.2020	20.23	2210	18.7320%	Fecal		CFU/100 mL	200	283.2	86400	-	99,006.0
5439000	6/23/1999	100	100	0.2020	20.23	2210	18.7320%	Fecal		CFU/100 mL	200	283.2	86400	-	99,006.0
5439000	6/23/2000	100	100	0.2020	20.23	2210	18.7320%	Fecal		CFU/100 mL	200	283.2	86400	-	99,006.0
5439000	3/13/2001	100	100	0.2020	20.23	2210	18.7320%	Fecal		CFU/100 mL	200	283.2	86400	-	99,006.0
5439000	1/16/2005	100	100	0.2020	20.23	2210	18.7320%	Fecal		CFU/100 mL	200	283.2	86400	-	99,006.0
5439000	6/11/2006	100	100	0.2020	20.23	2210	18.7320%	Fecal		CFU/100 mL	200	283.2	86400	-	99,006.0
5439000	4/6/2007	100	100	0.2020	20.23	2210	18.7320%	Fecal		CFU/100 mL	200	283.2	86400	-	99,006.0
5439000	6/20/2011	100	100	0.2020	20.23	2210	18.7320%	Fecal		CFU/100 mL	200	283.2	86400	-	99,006.0
5439000	5/2/2013	100	100	0.2020	20.23	2210	18.7320%	Fecal		CFU/100 mL	200	283.2	86400	-	99,006.0
5439000	3/24/2014	100	100	0.2020	20.23	2210	18.7320%	Fecal		CFU/100 mL	200	283.2	86400	-	99,006.0
5439000	4/12/2015	100	100	0.2020	20.23	2210	18.7320%	Fecal		CFU/100 mL	200	283.2	86400	-	99,006.0
5439000	4/29/2015	100	100	0.2020	20.23	2210	18.7320%	Fecal		CFU/100 mL	200	283.2	86400	-	99,006.0
5439000	5/26/2017	100	100	0.2020	20.23	2210	18.7320%	Fecal		CFU/100 mL	200	283.2	86400	-	99,006.0
5439000	2/17/2009	99.9	99.9	0.2020	20.21	2230	18.9015%	Fecal		CFU/100 mL	200	283.2	86400	-	98,907.1
5439000	5/22/2009	99.9	99.9	0.2020	20.21	2230	18.9015%	Fecal		CFU/100 mL	200	283.2	86400	-	98,907.1
5439000	5/22/2011	99.9	99.9	0.2020	20.21	2230	18.9015%	Fecal		CFU/100 mL	200	283.2	86400	-	98,907.1
5439000	6/12/2015	99.9	99.9	0.2020	20.21	2230	18.9015%	Fecal		CFU/100 mL	200	283.2	86400	-	98,907.1
5439000	3/23/2020	99.9	99.9	0.2020	20.21	2230	18.9015%	Fecal		CFU/100 mL	200	283.2	86400	-	98,907.1
5439000	7/15/2015	99.8	99.8	0.2020	20.19	2235	18.9439%	Fecal		CFU/100 mL	200	283.2	86400	-	98,808.2
5439000	5/27/2002	99.6	99.6	0.2020	20.15	2236	18.9524%	Fecal		CFU/100 mL	200	283.2	86400	-	98,610.5
5439000	5/23/2016	99.6	99.6	0.2020	20.15	2236	18.9524%	Fecal		CFU/100 mL	200	283.2	86400	-	98,610.5
5439000	3/14/2020	99.6	99.6	0.2020	20.15	2236	18.9524%	Fecal		CFU/100 mL	200	283.2	86400	-	98,610.5
5439000	12/27/2006	99.5	99.5	0.2020	20.13	2239	18.9778%	Fecal		CFU/100 mL	200	283.2	86400	-	98,511.7
5439000	3/19/1994	99.4	99.4	0.2020	20.11	2240	18.9863%	Fecal		CFU/100 mL	200	283.2	86400	-	98,412.8

Gage ID	Date	Discharge (CFS)	Gage Discharge (less Surrogate NPDES) (CFS)	Watershed Area Ratio	Calculated flow (CFS)	Rank	Flow Exceedance %	Parameter	Results	Units (mg or micro_gram	Limit/Standard	100mL/CF	sec/day	Actual Load (million colonies/day)	Allowable Load (million colonies/day)
5439000	5/17/2008	99.4	99.4	0.2020	20.11	2240	18.9863%	Fecal		CFU/100 mL	200	283.2	86400	-	98,412.8
5439000	5/8/2016	99.4	99.4	0.2020	20.11	2240	18.9863%	Fecal		CFU/100 mL	200	283.2	86400	-	98,412.8
5439000	6/8/2008	99.3	99.3	0.2020	20.09	2243	19.0117%	Fecal		CFU/100 mL	200	283.2	86400	-	98,314.0
5439000	5/6/2013	99.3	99.3	0.2020	20.09	2243	19.0117%	Fecal		CFU/100 mL	200	283.2	86400	-	98,314.0
5439000	1/12/2016	99.3	99.3	0.2020	20.09	2243	19.0117%	Fecal		CFU/100 mL	200	283.2	86400	-	98,314.0
5439000	4/11/2022	99.3	99.3	0.1459	14.52	3189	27.0300%	Fecal		CFU/100 mL	200	283.2	86400	-	71,067.1
5439000	6/16/2013	99.2	99.2	0.2020	20.07	2246	19.0371%	Fecal		CFU/100 mL	200	283.2	86400	-	98,215.1
5439000	3/5/1994	99.1	99.1	0.2020	20.05	2247	19.0456%	Fecal		CFU/100 mL	200	283.2	86400	-	98,116.3
5439000	3/10/1994	99.1	99.1	0.2020	20.05	2247	19.0456%	Fecal		CFU/100 mL	200	283.2	86400	-	98,116.3
5439000	5/7/2010	99.1	99.1	0.2020	20.05	2247	19.0456%	Fecal		CFU/100 mL	200	283.2	86400	-	98,116.3
5439000	2/1/1990	99	99	0.2020	20.03	2250	19.0710%	Fecal		CFU/100 mL	200	283.2	86400	-	98,017.4
5439000	2/3/1990	99	99	0.2020	20.03	2250	19.0710%	Fecal		CFU/100 mL	200	283.2	86400	-	98,017.4
5439000	5/27/1990	99	99	0.2020	20.03	2250	19.0710%	Fecal		CFU/100 mL	200	283.2	86400	-	98,017.4
5439000	12/15/1990	99	99	0.2020	20.03	2250	19.0710%	Fecal		CFU/100 mL	200	283.2	86400	-	98,017.4
5439000	3/4/1991	99	99	0.2020	20.03	2250	19.0710%	Fecal		CFU/100 mL	200	283.2	86400	-	98,017.4
5439000	4/21/1992	99	99	0.2020	20.03	2250	19.0710%	Fecal		CFU/100 mL	200	283.2	86400	-	98,017.4
5439000	11/11/1992	99	99	0.2020	20.03	2250	19.0710%	Fecal		CFU/100 mL	200	283.2	86400	-	98,017.4
5439000	6/9/1995	99	99	0.2020	20.03	2250	19.0710%	Fecal		CFU/100 mL	200	283.2	86400	-	98,017.4
5439000	3/26/1998	99	99	0.2020	20.03	2250	19.0710%	Fecal		CFU/100 mL	200	283.2	86400	-	98,017.4
5439000	5/28/2008	99	99	0.2020	20.03	2250	19.0710%	Fecal		CFU/100 mL	200	283.2	86400	-	98,017.4
5439000	6/25/2009	99	99	0.2020	20.03	2250	19.0710%	Fecal		CFU/100 mL	200	283.2	86400	-	98,017.4
5439000	7/2/2018	98.9	98.9	0.2020	20.01	2261	19.1643%	Fecal		CFU/100 mL	200	283.2	86400	-	97,918.6
5439000	4/15/2012	98.8	98.8	0.2020	19.99	2262	19.1727%	Fecal		CFU/100 mL	200	283.2	86400	-	97,819.7
5439000	3/25/2008	98.6	98.6	0.2020	19.95	2263	19.1812%	Fecal		CFU/100 mL	200	283.2	86400	-	97,622.0
5439000	6/7/2008	98.6	98.6	0.2020	19.95	2263	19.1812%	Fecal		CFU/100 mL	200	283.2	86400	-	97,622.0
5439000	3/23/2022	98.6	98.6	0.1459	14.42	3201	27.1317%	Fecal		CFU/100 mL	200	283.2	86400	-	70,567.2
5439000	4/14/2013	98.5	98.5	0.2020	19.93	2265	19.1982%	Fecal		CFU/100 mL	200	283.2	86400	-	97,523.1
5439000	5/9/2016	98.5	98.5	0.2020	19.93	2265	19.1982%	Fecal		CFU/100 mL	200	283.2	86400	-	97,523.1
5439000	1/13/2016	98.4	98.4	0.2020	19.91	2267	19.2151%	Fecal		CFU/100 mL	200	283.2	86400	-	97,424.3
5439000	6/29/2014	98.3	98.3	0.2020	19.89	2268	19.2236%	Fecal		CFU/100 mL	200	283.2	86400	-	97,325.4
5439000	5/6/2020	98.3	98.3	0.2020	19.89	2268	19.2236%	Fecal		CFU/100 mL	200	283.2	86400	-	97,325.4
5439000	5/23/2011	98.2	98.2	0.2020	19.87	2270	19.2405%	Fecal		CFU/100 mL	200	283.2	86400	-	97,226.6
5439000	2/11/2019	98.2	98.2	0.2020	19.87	2270	19.2405%	Fecal		CFU/100 mL	200	283.2	86400	-	97,226.6
5439000	1/13/1993	98	98	0.2020	19.83	2272	19.2575%	Fecal		CFU/100 mL	200	283.2	86400	-	97,028.9
5439000	2/4/1993	98	98	0.2020	19.83	2272	19.2575%	Fecal		CFU/100 mL	200	283.2	86400	-	97,028.9
5439000	11/15/1995	98	98	0.2020	19.83	2272	19.2575%	Fecal		CFU/100 mL	200	283.2	86400	-	97,028.9
5439000	5/21/1998	98	98	0.2020	19.83	2272	19.2575%	Fecal		CFU/100 mL	200	283.2	86400	-	97,028.9
5439000	7/9/1998	98	98	0.2020	19.83	2272	19.2575%	Fecal		CFU/100 mL	200	283.2	86400	-	97,028.9
5439000	2/16/1999	98	98	0.2020	19.83	2272	19.2575%	Fecal		CFU/100 mL	200	283.2	86400	-	97,028.9
5439000	3/21/1999	98	98	0.2020	19.83	2272	19.2575%	Fecal		CFU/100 mL	200	283.2	86400	-	97,028.9
5439000	7/6/2000	98	98	0.2020	19.83	2272	19.2575%	Fecal		CFU/100 mL	200	283.2	86400	-	97,028.9
5439000	3/26/2001	98	98	0.2020	19.83	2272	19.2575%	Fecal		CFU/100 mL	200	283.2	86400	-	97,028.9
5439000	6/5/2009	98	98	0.2020	19.83	2272	19.2575%	Fecal		CFU/100 mL	200	283.2	86400	-	97,028.9
5439000	6/1/2015	97.9	97.9	0.2020	19.81	2282	19.3423%	Fecal		CFU/100 mL	200	283.2	86400	-	96,930.0
5439000	5/20/2015	97.8	97.8	0.2020	19.79	2283	19.3507%	Fecal		CFU/100 mL	200	283.2	86400	-	96,831.2
5439000	4/27/2017	97.8	97.8	0.2020	19.79	2283	19.3507%	Fecal		CFU/100 mL	200	283.2	86400	-	96,831.2
5439000	4/28/2002	97.7	97.7	0.2020	19.77	2285	19.3677%	Fecal		CFU/100 mL	200	283.2	86400	-	96,732.3
5439000	6/16/2002	97.7	97.7	0.2020	19.77	2285	19.3677%	Fecal		CFU/100 mL	200	283.2	86400	-	96,732.3
5439000	2/4/2016	97.6	97.6	0.2020	19.75	2287	19.3846%	Fecal		CFU/100 mL	200	283.2	86400	-	96,633.4
5439000	6/19/2019	97.6	97.6	0.2020	19.75	2287	19.3846%	Fecal		CFU/100 mL	200	283.2	86400	-	96,633.4
5439000	4/16/2007	97.5	97.5	0.2020	19.73	2289	19.4016%	Fecal		CFU/100 mL	200	283.2	86400	-	96,534.6
5439000	1/15/2008	97.5	97.5	0.2020	19.73	2289	19.4016%	Fecal		CFU/100 mL	200	283.2	86400	-	96,534.6
5439000	12/2/2019	97.5	97.5	0.2020	19.73	2289	19.4016%	Fecal		CFU/100 mL	200	283.2	86400	-	96,534.6
5439000	7/6/2015	97.3	97.3	0.2020	19.69	2292	19.4270%	Fecal		CFU/100 mL	200	283.2	86400	-	96,336.9
5439000	4/15/2009	97.2	97.2	0.2020	19.67	2293	19.4355%	Fecal		CFU/100 mL	200	283.2	86400	-	96,238.0
5439000	7/26/2010	97.2	97.2	0.2020	19.67	2293	19.4355%	Fecal		CFU/100 mL	200	283.2	86400	-	96,238.0
5439000	2/7/1990	97	97	0.2020	19.63	2295	19.4524%	Fecal		CFU/100 mL	200	283.2	86400	-	96,040.3
5439000	3/26/1990	97	97	0.2020	19.63	2295	19.4524%	Fecal		CFU/100 mL	200	283.2	86400	-	96,040.3
5439000	4/14/1990	97	97	0.2020	19.63	2295	19.4524%	Fecal		CFU/100 mL	200	283.2	86400	-	96,040.3
5439000	12/10/1990	97	97	0.2020	19.63	2295	19.4524%	Fecal		CFU/100 mL	200	283.2	86400	-	96,040.3
5439000	4/23/1991	97	97	0.2020	19.63	2295	19.4524%	Fecal		CFU/100 mL	200	283.2	86400	-	96,040.3
5439000	2/2/1993	97	97	0.2020	19.63	2295	19.4524%	Fecal		CFU/100 mL	200	283.2	86400	-	96,040.3
5439000	3/17/1993	97	97	0.2020	19.63	2295	19.4524%	Fecal		CFU/100 mL	200	283.2	86400	-	96,040.3
5439000	9/19/1993	97	97	0.2020	19.63	2295	19.4524%	Fecal		CFU/100 mL	200	283.2	86400	-	96,040.3
5439000	11/29/1994	97	97	0.2020	19.63	2295	19.4524%	Fecal		CFU/100 mL	200	283.2	86400	-	96,040.3
5439000	5/26/1997	97	97	0.2020	19.63	2295	19.4524%	Fecal		CFU/100 mL	200	283.2	86400	-	96,040.3
5439000	2/18/1998	97	97	0.2020	19.63	2295	19.4524%	Fecal		CFU/100 mL	200	283.2	86400	-	96,040.3
5439000	3/13/1998	97	97	0.2020	19.63	2295	19.4524%	Fecal		CFU/100 mL	200	283.2	86400	-	96,040.3
5439000	5/25/2006	97	97	0.2020	19.63	2295	19.4524%	Fecal		CFU/100 mL	200	283.2	86400	-	96,040.3
5439000	10/28/2008	96.9	96.9	0.2020	19.61	2308	19.5626%	Fecal		CFU/100 mL	200	283.2	86400	-	95,941.5
5439000	12/8/2015	96.9	96.9	0.2020	19.61	2308	19.5626%	Fecal		CFU/100 mL	200	283.2	86400	-	95,941.5
5439000	12/1/2016	96.9	96.9	0.2020	19.61	2308	19.5626%	Fecal		CFU/100 mL	200	283.2	86400	-	95,941.5
5439000	5/4/2007	96.7	96.7	0.2020	19.56	2311	19.5881%	Fecal		CFU/100 mL	200	283.2	86400	-	95,743.8
5439000	10/1/2008	96.7	96.7	0.2020	19.56	2311	19.5881%	Fecal		CFU/100 mL	200	283.2	86400	-	95,743.8
5439000	11/14/2008	96.7	96.7	0.2020	19.56	2311	19.5881%	Fecal		CFU/100 mL	200	283.2	86400	-	95,743.8
5439000	6/25/2016	96.7	96.7	0.2020	19.56	2311	19.5881%	Fecal		CFU/100 mL	200	283.2	86400	-	95,743.8
5439000	11/30/2019	96.7	96.7	0.2020	19.56	2311	19.5881%	Fecal		CFU/100 mL	200	283.2	86400	-	95,743.8
5439000	5/24/2017	96.6	96.6	0.2020	19.54	2316	19.6304%	Fecal		CFU/100 mL	200	283.2	86400	-	95,644.9
5439000	3/3/2009	96.3	96.3	0.2020	19.48	2317	19.6389%	Fecal		CFU/100 mL	200	283.2	86400	-	95,348.3
5439000	5/8/2010	96.3	96.3	0.2020	19.48	2317	19.6389%	Fecal		CFU/100 mL	200	283.2	86400	-	95,348.3
5439000	1/8/2016	96.3	96.3	0.2020	19.48	2317	19.6389%	Fecal		CFU/100 mL	200	283.2	86400	-	95,348.3
5439000	11/24/2019	96.3	96.3	0.2020	19.48	2317	19.6389%	Fecal		CFU/100 mL	200	283.2	86400	-	95,348.3
5439000	12/14/2008	96.2	96.2	0.2020	19.46	2321	19.6728%	Fecal		CFU/100 mL	200	283.2	86400	-	95,249.5
5439000	2/1/2012	96.2	96.2	0.2020	19.46	2321	19.6728%	Fecal		CFU/100 mL	200	283.2	86400	-	95,249.5
5439000	10/19/2017	96.2	96.2	0.2020	19.46	2321	19.6728%	Fecal		CFU/100 mL	200	283.2	86400	-	95,249.5
5439000	5/28/2002	96.1	96.1	0.2020	19.44	2324	19.6983%	Fecal		CFU/100 mL	200	283.2	86400	-	95,150.6
5439000	4/4/2004	96.1	96.1	0.2020	19.44	2324	19.6983%	Fecal		CFU/100 mL	200	283.2	86400	-	95,150.6
5439000	11/15/2008	96.1	96.1	0.2020	19.44	2324	19.6983%	Fecal		CFU/100 mL	200	283.2	86400	-	95,150.6
5439000	12/22/2011	96.1	96.1	0.2020	19.44	2324	19.6983%	Fecal		CFU/100 mL	200	283.2	86400	-	95,150.6
5439000	5/7/1991	96	96	0.2020	19.42	2328	19.7322%	Fecal		CFU/100 mL	200	283.2	86400	-	95,051.8
5439000	3/12/1992	96	96	0.2020	19.42	2328	19.7322%	Fecal		CFU/100 mL	200	283.2	86400	-	95,051.8
5439000	3/13/1993	96	96	0.2020	19.42	2328	19.7322%	Fecal		CFU/100 mL	200	283.2	86400	-	95,051.8
5439000	8/4/1996	96	96	0.2020	19.42	2328	19.7322%	Fecal		CFU/100 mL	200	283.2	86400	-	95,051.8
5439000	8/14/1996	96	96	0.2020	19.42	2328	19.7322%	Fecal		CFU/100 mL	200	283.2	86400	-	95,051.8
5439000	3/13/1997	96	96	0.2020	19.42	2328	19.7322%	Fecal		CFU/100 mL	200	283.2	86400	-	95,051.8
5439000	3/14/1997	96	96	0.2020	19.42	2328	19.7322%	Fecal		CFU/100 mL	200	283.2	86400	-	95,051.8
5439000	5/12/1997	96	96	0.2020	19.42	2328	19.7322%	Fecal		CFU/100 mL	200	283.2	86400	-	95,051.8
5439000	3/17/1998	96	96	0.2020	19.42	2328	19.7322%	Fecal		CFU/100 mL	200	283.2	86400	-	95,051.8
5439000	6/9/1999	96	96	0.2020	19.42	2328	19.7322%	Fecal		CFU/100 mL	200	283.2	86400	-	95,051.8
5439000	4/14/2001	96	96	0.2020	19.42	2328	19.7322%	Fecal		CFU/100 mL	200	283.2	86400	-	95,051.8
5439000	6/1/2001	96	96	0.2020	19.42	2328	19.7322%	Fecal		CFU/100 mL	200	283.2	86400	-	95,051.8
5439000	2/18/2009	96	96	0.2020	19.42	2328	19.7322%	Fecal		CFU/100 mL	200	283.2	86400	-	95,051.8
5439000	2/21/2014	95.9	95.9	0.2020	19.40	2341	19.8423%	Fecal		CFU/100 mL	200	283.2	86400	-	94,952.9
5439000	7/4/2021	95.9	95.9	0.2020	19.40	2341	19.8423%	Fecal		CFU/100 mL	200	283.2	86400	-	94,952.9
5439000	7/9/2015	95.8	95.8	0.2020	19.38	2343	19.8593%	Fecal		CFU/100 mL	200	283.2	86400	-	94,854.1
5439000	4/12/2010	95.7	95.7	0.2020	19.36	2344	19.8678%	Fecal		CFU/100 mL	200	283.2	86400	-	94,755.2
5439000	6/21/2011	95.7	95.7	0.2020	19.36	2344	19.8678%	Fecal		CFU/100 mL	200	283.2	86400	-	94,755.2
5439000	7/30/2017	95.7	95.7	0.2020	19.36	2344	19.8678%	Fecal		CFU/100 mL	200	283.2	86400	-	94,755.2
5439000	3/25/2020	95.7	95.7	0.2020	19.36	2344	19.8678%	Fecal		CFU/100 mL	200	283.2	86400	-	94,755.2
5439000	2/24/2002	95.6	95.6	0.2020	19.34	2348	19.9017%	Fecal		CFU/100 mL	200	283.2	86400	-	94,656.4
5439000	3/15/2002	95.6	95.6	0.2020	19.34	2348	19.9017%	Fecal		CFU/100 mL	200	283.2	86400	-	94,656.4
5439000	11/25/2009	95.4	95.4	0.2020	19.30	2350	19.9186%	Fecal		CFU/100 mL	200	283.2	86400	-	94,458.6
5439000	4/15/2014	95.4	95.4	0.2020	19.30	2350	19.9186%	Fecal		CFU/100 mL	200	283.2	86400	-	94,458.6
5439000	10/20/1993	95.3	95.3	0.2020	19.28	2352	19.9356%	Fecal		CFU/100 mL	200	283.2	86400	-	94,359.8
5439000	5/25/2018	95.3	95.3	0.2020	19.28	2352	19.9356%	Fecal		CFU/100 mL	200	283.2	86400	-	94,359.8
5439000	5/30/2017	95.2	95.2	0.2020	19.26	2354	19.9525%	Fecal		CFU/100 mL	200	283.2	86400	-	94,260.9
5439000	3/23/2009	95.1	95.1	0.2020	19.24	2355	19.9610%	Fecal		CFU/100 mL	200	283.2	86400	-	94,162.1
5439000	4/15/1990	95	95	0.2020	19.22	2356	19.9695%	Fecal		CFU/100 mL	200	283.2	86400	-	94,063.2
5439000	6/15/1990	95	95	0.2020	19.22	2356	19.9695%	Fecal		CFU/100 mL	200	283.2	86400	-	94,063.2
5439000	12/16/1990	95	95	0.2020	19.22	2356	19.9695%	Fecal		CFU/100 mL	200	283.2	86400	-	94,063.2
5439000	12/20/1990	95	95	0.2020	19.22	2356	19.9695%	Fecal		CFU/100 mL	200	283.2	86400	-	94,063.2
5439000	5/22/1991	95	95	0.2020	19.22	2356	19.9695%	Fecal		CFU/100 mL	200	283.2	86400	-	94,063.2
5439000	3/25/1992	95	95	0.2020	19.22	2356	19.9695%	Fecal		CFU/100 mL	200	283.2	86400	-	94,063.2
5439000	3/14/1995	95	95	0.2020	19.22	2356	19.9695%	Fecal		CFU/100 mL	200	283.2	86400	-	94,063.2
5439000	5/23/1999	95	95	0.2020	19.22	2356	19.9695%	Fecal		CFU/100 mL	200	283.2	86400	-	94,063.2

Gage ID	Date	Discharge (CFS)	Gage Discharge (less Surrogate NPDES) (CFS)	Watershed Area Ratio	Calculated flow (CFS)	Rank	Flow Exceedance %	Parameter	Results	Units (mg or micro_gram	Limit/Standard	100mL/CF	sec/day	Actual Load (million colonies/day)	Allowable Load (million colonies/day)
5439000	6/10/2001	95	95	0.2020	19.22	2356	19.9695%	Fecal		CFU/100 mL	200	283.2	86400	-	94,063.2
5439000	6/10/2006	95	95	0.2020	19.22	2356	19.9695%	Fecal		CFU/100 mL	200	283.2	86400	-	94,063.2
5439000	3/26/2011	95	95	0.2020	19.22	2356	19.9695%	Fecal		CFU/100 mL	200	283.2	86400	-	94,063.2
5439000	4/4/2016	95	95	0.2020	19.22	2356	19.9695%	Fecal		CFU/100 mL	200	283.2	86400	-	94,063.2
5439000	11/29/2019	95	95	0.2020	19.22	2356	19.9695%	Fecal		CFU/100 mL	200	283.2	86400	-	94,063.2
5439000	3/25/2010	94.9	94.9	0.2020	19.20	2369	20.0797%	Fecal		CFU/100 mL	200	283.2	86400	-	93,964.4
5439000	12/9/2018	94.9	94.9	0.2020	19.20	2369	20.0797%	Fecal		CFU/100 mL	200	283.2	86400	-	93,964.4
5439000	11/8/2009	94.7	94.7	0.2020	19.16	2371	20.0966%	Fecal		CFU/100 mL	200	283.2	86400	-	93,766.7
5439000	8/21/2014	94.7	94.7	0.2020	19.16	2371	20.0966%	Fecal		CFU/100 mL	200	283.2	86400	-	93,766.7
5439000	7/16/2015	94.6	94.6	0.2020	19.14	2373	20.1136%	Fecal		CFU/100 mL	200	283.2	86400	-	93,667.8
5439000	1/4/2020	94.6	94.6	0.2020	19.14	2373	20.1136%	Fecal		CFU/100 mL	200	283.2	86400	-	93,667.8
5439000	3/16/2011	94.5	94.5	0.2020	19.12	2375	20.1305%	Fecal		CFU/100 mL	200	283.2	86400	-	93,569.0
5439000	3/19/2020	94.5	94.5	0.2020	19.12	2375	20.1305%	Fecal		CFU/100 mL	200	283.2	86400	-	93,569.0
5439000	4/20/2008	94.4	94.4	0.2020	19.10	2377	20.1475%	Fecal		CFU/100 mL	200	283.2	86400	-	93,470.1
5439000	1/5/2016	94.4	94.4	0.2020	19.10	2377	20.1475%	Fecal		CFU/100 mL	200	283.2	86400	-	93,470.1
5439000	1/18/2016	94.4	94.4	0.2020	19.10	2377	20.1475%	Fecal		CFU/100 mL	200	283.2	86400	-	93,470.1
5439000	3/30/2016	94.4	94.4	0.2020	19.10	2377	20.1475%	Fecal		CFU/100 mL	200	283.2	86400	-	93,470.1
5439000	4/7/2020	94.4	94.4	0.2020	19.10	2377	20.1475%	Fecal		CFU/100 mL	200	283.2	86400	-	93,470.1
5439000	7/11/2021	94.4	94.4	0.2020	19.10	2377	20.1475%	Fecal		CFU/100 mL	200	283.2	86400	-	93,470.1
5439000	7/1/2015	94.3	94.3	0.2020	19.08	2383	20.1983%	Fecal		CFU/100 mL	200	283.2	86400	-	93,371.2
5439000	5/4/2003	94.1	94.1	0.2020	19.04	2384	20.2068%	Fecal		CFU/100 mL	200	283.2	86400	-	93,173.5
5439000	4/18/2019	94.1	94.1	0.2020	19.04	2384	20.2068%	Fecal		CFU/100 mL	200	283.2	86400	-	93,173.5
5439000	1/20/2020	94.1	94.1	0.2020	19.04	2384	20.2068%	Fecal		CFU/100 mL	200	283.2	86400	-	93,173.5
5439000	6/17/1990	94	94	0.2020	19.02	2387	20.2322%	Fecal		CFU/100 mL	200	283.2	86400	-	93,074.7
5439000	2/8/1991	94	94	0.2020	19.02	2387	20.2322%	Fecal		CFU/100 mL	200	283.2	86400	-	93,074.7
5439000	4/3/1991	94	94	0.2020	19.02	2387	20.2322%	Fecal		CFU/100 mL	200	283.2	86400	-	93,074.7
5439000	11/18/1992	94	94	0.2020	19.02	2387	20.2322%	Fecal		CFU/100 mL	200	283.2	86400	-	93,074.7
5439000	7/30/1993	94	94	0.2020	19.02	2387	20.2322%	Fecal		CFU/100 mL	200	283.2	86400	-	93,074.7
5439000	6/4/2001	94	94	0.2020	19.02	2387	20.2322%	Fecal		CFU/100 mL	200	283.2	86400	-	93,074.7
5439000	5/24/2009	94	94	0.2020	19.02	2387	20.2322%	Fecal		CFU/100 mL	200	283.2	86400	-	93,074.7
5439000	5/22/2017	93.9	93.9	0.2020	19.00	2394	20.2916%	Fecal		CFU/100 mL	200	283.2	86400	-	92,975.8
5439000	6/11/2019	93.9	93.9	0.2020	19.00	2394	20.2916%	Fecal		CFU/100 mL	200	283.2	86400	-	92,975.8
5439000	10/17/2019	93.9	93.9	0.2020	19.00	2394	20.2916%	Fecal		CFU/100 mL	200	283.2	86400	-	92,975.8
5439000	11/10/2019	93.9	93.9	0.2020	19.00	2394	20.2916%	Fecal		CFU/100 mL	200	283.2	86400	-	92,975.8
5439000	12/3/2019	93.9	93.9	0.2020	19.00	2394	20.2916%	Fecal		CFU/100 mL	200	283.2	86400	-	92,975.8
5439000	12/12/2003	93.8	93.8	0.2020	18.98	2399	20.3340%	Fecal		CFU/100 mL	200	283.2	86400	-	92,877.0
5439000	5/29/2002	93.6	93.6	0.2020	18.94	2400	20.3424%	Fecal		CFU/100 mL	200	283.2	86400	-	92,679.3
5439000	5/23/2003	93.6	93.6	0.2020	18.94	2400	20.3424%	Fecal		CFU/100 mL	200	283.2	86400	-	92,679.3
5439000	5/23/2017	93.5	93.5	0.2020	18.92	2402	20.3594%	Fecal		CFU/100 mL	200	283.2	86400	-	92,580.4
5439000	10/21/1993	93.4	93.4	0.2020	18.90	2403	20.3679%	Fecal		CFU/100 mL	200	283.2	86400	-	92,481.6
5439000	6/1/2008	93.4	93.4	0.2020	18.90	2403	20.3679%	Fecal		CFU/100 mL	200	283.2	86400	-	92,481.6
5439000	6/30/2010	93.4	93.4	0.2020	18.90	2403	20.3679%	Fecal		CFU/100 mL	200	283.2	86400	-	92,481.6
5439000	7/12/2014	93.4	93.4	0.2020	18.90	2403	20.3679%	Fecal		CFU/100 mL	200	283.2	86400	-	92,481.6
5439000	1/5/2019	93.4	93.4	0.2020	18.90	2403	20.3679%	Fecal		CFU/100 mL	200	283.2	86400	-	92,481.6
5439000	1/18/2020	93.4	93.4	0.2020	18.90	2403	20.3679%	Fecal		CFU/100 mL	200	283.2	86400	-	92,481.6
5439000	5/30/2020	93.4	93.4	0.2020	18.90	2403	20.3679%	Fecal		CFU/100 mL	200	283.2	86400	-	92,481.6
5439000	3/2/2022	93.4	93.4	0.1459	13.66	3362	28.4964%	Fecal		CFU/100 mL	200	283.2	86400	-	66,853.6
5439000	4/16/2022	93.4	93.4	0.1459	13.66	3362	28.4964%	Fecal		CFU/100 mL	200	283.2	86400	-	66,853.6
5439000	4/25/2004	93.3	93.3	0.2020	18.88	2410	20.4272%	Fecal		CFU/100 mL	200	283.2	86400	-	92,382.7
5439000	11/20/2017	93.3	93.3	0.2020	18.88	2410	20.4272%	Fecal		CFU/100 mL	200	283.2	86400	-	92,382.7
5439000	3/8/2018	93.3	93.3	0.2020	18.88	2410	20.4272%	Fecal		CFU/100 mL	200	283.2	86400	-	92,382.7
5439000	1/14/2016	93.2	93.2	0.2020	18.86	2413	20.4526%	Fecal		CFU/100 mL	200	283.2	86400	-	92,283.8
5439000	8/22/2002	93.1	93.1	0.2020	18.84	2414	20.4611%	Fecal		CFU/100 mL	200	283.2	86400	-	92,185.0
5439000	6/21/2004	93.1	93.1	0.2020	18.84	2414	20.4611%	Fecal		CFU/100 mL	200	283.2	86400	-	92,185.0
5439000	5/5/1991	93	93	0.2020	18.82	2416	20.4780%	Fecal		CFU/100 mL	200	283.2	86400	-	92,086.1
5439000	2/28/1992	93	93	0.2020	18.82	2416	20.4780%	Fecal		CFU/100 mL	200	283.2	86400	-	92,086.1
5439000	12/6/1992	93	93	0.2020	18.82	2416	20.4780%	Fecal		CFU/100 mL	200	283.2	86400	-	92,086.1
5439000	1/10/1993	93	93	0.2020	18.82	2416	20.4780%	Fecal		CFU/100 mL	200	283.2	86400	-	92,086.1
5439000	11/27/1994	93	93	0.2020	18.82	2416	20.4780%	Fecal		CFU/100 mL	200	283.2	86400	-	92,086.1
5439000	5/20/1997	93	93	0.2020	18.82	2416	20.4780%	Fecal		CFU/100 mL	200	283.2	86400	-	92,086.1
5439000	3/28/1998	93	93	0.2020	18.82	2416	20.4780%	Fecal		CFU/100 mL	200	283.2	86400	-	92,086.1
5439000	11/13/1998	93	93	0.2020	18.82	2416	20.4780%	Fecal		CFU/100 mL	200	283.2	86400	-	92,086.1
5439000	6/6/2000	93	93	0.2020	18.82	2416	20.4780%	Fecal		CFU/100 mL	200	283.2	86400	-	92,086.1
5439000	2/23/2004	93	93	0.2020	18.82	2416	20.4780%	Fecal		CFU/100 mL	200	283.2	86400	-	92,086.1
5439000	4/11/2007	93	93	0.2020	18.82	2416	20.4780%	Fecal		CFU/100 mL	200	283.2	86400	-	92,086.1
5439000	12/17/2008	93	93	0.2020	18.82	2416	20.4780%	Fecal		CFU/100 mL	200	283.2	86400	-	92,086.1
5439000	12/20/2008	93	93	0.2020	18.82	2416	20.4780%	Fecal		CFU/100 mL	200	283.2	86400	-	92,086.1
5439000	6/6/2009	93	93	0.2020	18.82	2416	20.4780%	Fecal		CFU/100 mL	200	283.2	86400	-	92,086.1
5439000	1/30/2010	92.9	92.9	0.2020	18.80	2430	20.5967%	Fecal		CFU/100 mL	200	283.2	86400	-	91,987.3
5439000	5/4/2011	92.9	92.9	0.2020	18.80	2430	20.5967%	Fecal		CFU/100 mL	200	283.2	86400	-	91,987.3
5439000	3/12/2012	92.8	92.8	0.2020	18.78	2432	20.6137%	Fecal		CFU/100 mL	200	283.2	86400	-	91,888.4
5439000	4/22/2017	92.8	92.8	0.2020	18.78	2432	20.6137%	Fecal		CFU/100 mL	200	283.2	86400	-	91,888.4
5439000	6/12/2019	92.8	92.8	0.2020	18.78	2432	20.6137%	Fecal		CFU/100 mL	200	283.2	86400	-	91,888.4
5439000	2/14/2019	92.7	92.7	0.2020	18.76	2435	20.6391%	Fecal		CFU/100 mL	200	283.2	86400	-	91,789.6
5439000	4/21/2004	92.6	92.6	0.2020	18.74	2436	20.6476%	Fecal		CFU/100 mL	200	283.2	86400	-	91,690.7
5439000	7/9/2014	92.6	92.6	0.2020	18.74	2436	20.6476%	Fecal		CFU/100 mL	200	283.2	86400	-	91,690.7
5439000	3/27/2019	92.6	92.6	0.2020	18.74	2436	20.6476%	Fecal		CFU/100 mL	200	283.2	86400	-	91,690.7
5439000	4/10/2009	92.5	92.5	0.2020	18.72	2439	20.6730%	Fecal		CFU/100 mL	200	283.2	86400	-	91,591.9
5439000	4/13/2015	92.5	92.5	0.2020	18.72	2439	20.6730%	Fecal		CFU/100 mL	200	283.2	86400	-	91,591.9
5439000	7/19/2015	92.5	92.5	0.2020	18.72	2439	20.6730%	Fecal		CFU/100 mL	200	283.2	86400	-	91,591.9
5439000	5/30/2002	92.4	92.4	0.2020	18.70	2443	20.7069%	Fecal		CFU/100 mL	200	283.2	86400	-	91,493.0
5439000	4/16/2002	92.3	92.3	0.2020	18.68	2444	20.7154%	Fecal		CFU/100 mL	200	283.2	86400	-	91,394.2
5439000	4/9/2016	92.3	92.3	0.2020	18.68	2444	20.7154%	Fecal		CFU/100 mL	200	283.2	86400	-	91,394.2
5439000	3/9/2020	92.3	92.3	0.2020	18.68	2444	20.7154%	Fecal		CFU/100 mL	200	283.2	86400	-	91,394.2
5439000	5/1/2006	92.2	92.2	0.2020	18.66	2447	20.7408%	Fecal		CFU/100 mL	200	283.2	86400	-	91,295.3
5439000	11/29/2009	92.2	92.2	0.2020	18.66	2447	20.7408%	Fecal		CFU/100 mL	200	283.2	86400	-	91,295.3
5439000	2/3/2019	92.2	92.2	0.2020	18.66	2447	20.7408%	Fecal		CFU/100 mL	200	283.2	86400	-	91,295.3
5439000	6/20/2019	92.2	92.2	0.2020	18.66	2447	20.7408%	Fecal		CFU/100 mL	200	283.2	86400	-	91,295.3
5439000	2/25/2020	92.2	92.2	0.2020	18.66	2447	20.7408%	Fecal		CFU/100 mL	200	283.2	86400	-	91,295.3
5439000	10/26/2001	92.1	92.1	0.2020	18.64	2452	20.7832%	Fecal		CFU/100 mL	200	283.2	86400	-	91,196.4
5439000	2/6/1990	92	92	0.2020	18.62	2453	20.7917%	Fecal		CFU/100 mL	200	283.2	86400	-	91,097.6
5439000	5/16/1991	92	92	0.2020	18.62	2453	20.7917%	Fecal		CFU/100 mL	200	283.2	86400	-	91,097.6
5439000	5/17/1991	92	92	0.2020	18.62	2453	20.7917%	Fecal		CFU/100 mL	200	283.2	86400	-	91,097.6
5439000	1/17/1992	92	92	0.2020	18.62	2453	20.7917%	Fecal		CFU/100 mL	200	283.2	86400	-	91,097.6
5439000	12/23/1992	92	92	0.2020	18.62	2453	20.7917%	Fecal		CFU/100 mL	200	283.2	86400	-	91,097.6
5439000	7/6/1993	92	92	0.2020	18.62	2453	20.7917%	Fecal		CFU/100 mL	200	283.2	86400	-	91,097.6
5439000	11/2/1994	92	92	0.2020	18.62	2453	20.7917%	Fecal		CFU/100 mL	200	283.2	86400	-	91,097.6
5439000	5/21/1995	92	92	0.2020	18.62	2453	20.7917%	Fecal		CFU/100 mL	200	283.2	86400	-	91,097.6
5439000	5/9/1996	92	92	0.2020	18.62	2453	20.7917%	Fecal		CFU/100 mL	200	283.2	86400	-	91,097.6
5439000	1/4/1998	92	92	0.2020	18.62	2453	20.7917%	Fecal		CFU/100 mL	200	283.2	86400	-	91,097.6
5439000	5/22/1998	92	92	0.2020	18.62	2453	20.7917%	Fecal		CFU/100 mL	200	283.2	86400	-	91,097.6
5439000	6/10/1999	92	92	0.2020	18.62	2453	20.7917%	Fecal		CFU/100 mL	200	283.2	86400	-	91,097.6
5439000	9/8/2007	92	92	0.2020	18.62	2453	20.7917%	Fecal		CFU/100 mL	200	283.2	86400	-	91,097.6
5439000	5/4/2002	91.9	91.9	0.2020	18.60	2466	20.9018%	Fecal		CFU/100 mL	200	283.2	86400	-	90,998.7
5439000	3/24/2013	91.9	91.9	0.2020	18.60	2466	20.9018%	Fecal		CFU/100 mL	200	283.2	86400	-	90,998.7
5439000	5/24/2016	91.9	91.9	0.2020	18.60	2466	20.9018%	Fecal		CFU/100 mL	200	283.2	86400	-	90,998.7
5439000	4/7/2007	91.8	91.8	0.2020	18.57	2469	20.9273%	Fecal		CFU/100 mL	200	283.2	86400	-	90,899.9
5439000	10/29/2008	91.7	91.7	0.2020	18.55	2470	20.9358%	Fecal		CFU/100 mL	200	283.2	86400	-	90,801.0
5439000	2/21/2008	91.6	91.6	0.2020	18.53	2471	20.9442%	Fecal		CFU/100 mL	200	283.2	86400	-	90,702.2
5439000	10/9/2008	91.6	91.6	0.2020	18.53	2471	20.9442%	Fecal		CFU/100 mL	200	283.2	86400	-	90,702.2
5439000	3/15/2016	91.6	91.6	0.2020	18.53	2471	20.9442%	Fecal		CFU/100 mL	200	283.2	86400	-	90,702.2
5439000	2/25/2011	91.5	91.5	0.2020	18.51	2474	20.9697%	Fecal		CFU/100 mL	200	283.2	86400	-	90,603.3
5439000	12/9/2015	91.5	91.5	0.2020	18.51	2474	20.9697%	Fecal		CFU/100 mL	200	283.2	86400	-	90,603.3
5439000	12/12/2006	91.4	91.4	0.2020	18.49	2476	20.9866%	Fecal		CFU/100 mL	200	283.2	86400	-	90,504.5
5439000	6/1/2013	91.4	91.4	0.2020	18.49	2476	20.9866%	Fecal		CFU/100 mL	200	283.2	86400	-	90,504.5
5439000	1/11/2019	91.3	91.3	0.2020	18.47	2478	21.0036%	Fecal		CFU/100 mL	200	283.2	86400	-	90,405.6
5439000	5/20/2017	91.2	91.2	0.2020	18.45	2479	21.0120%	Fecal		CFU/100 mL	200	283.2	86400	-	90,306.8
5439000	2/11/1990	91	91	0.2020	18.41	2480	21.0205%	Fecal		CFU/100 mL	200	283.2	86400	-	90,109.0
5439000	5/28/1990	91	91	0.2020	18.41	2480	21.0205%	Fecal		CFU/100 mL	200	283.2	86400	-	90,109.0
5439000	12/5/1992	91	91	0.2020	18.41	2480	21.0205%	Fecal		CFU/100 mL	200	283.2	86400	-	90,109.0
5439000	5/13/1993	91	91	0.2020	18.41	2480	21.0205%	Fecal		CFU/100 mL	200	283.2	86400	-	90,109.0
5439000	6/10/1995	91	91	0.2020	18.41	2480	21.0205%	Fecal		CFU/100 mL	200	283.2	86400	-	90,109.0
5439000	1/5/1997	91	91	0.2020	18.41	2480	21.0205%	Fecal		CFU/100 mL	200	283.2	86400	-	90,109.0
5439000	5/3/1997	91	91	0.2020	18.41	2480	21.0205%	Fecal		CFU/100 mL	200	283.2	86400	-	90,109.0
5439000	3/27/1998	91	91	0.2020	18.41	2480	21.0205%	Fecal		CFU/100 mL	200	283.2	86400	-	90,109.0

Gage ID	Date	Discharge (CFS)	Gage Discharge (less Surrogate NPDES) (CFS)	Watershed Area Ratio	Calculated flow (CFS)	Rank	Flow Exceedance %	Parameter	Results	Units (mg or micro_gram	Limit/Standard	100mL/CF	sec/day	Actual Load (million colonies/day)	Allowable Load (million colonies/day)
5439000	7/5/1998	91	91	0.2020	18.41	2480	21.0205%	Fecal		CFU/100 mL	200	283.2	86400	-	90,109.0
5439000	3/19/2016	91	91	0.2020	18.41	2480	21.0205%	Fecal		CFU/100 mL	200	283.2	86400	-	90,109.0
5439000	5/19/2017	91	91	0.2020	18.41	2480	21.0205%	Fecal		CFU/100 mL	200	283.2	86400	-	90,109.0
5439000	6/15/2019	91	91	0.2020	18.41	2480	21.0205%	Fecal		CFU/100 mL	200	283.2	86400	-	90,109.0
5439000	3/9/2012	90.9	90.9	0.2020	18.39	2492	21.1222%	Fecal		CFU/100 mL	200	283.2	86400	-	90,010.2
5439000	7/1/1994	90.8	90.8	0.2020	18.37	2493	21.1307%	Fecal		CFU/100 mL	200	283.2	86400	-	89,911.3
5439000	3/29/2016	90.8	90.8	0.2020	18.37	2493	21.1307%	Fecal		CFU/100 mL	200	283.2	86400	-	89,911.3
5439000	5/31/2018	90.8	90.8	0.2020	18.37	2493	21.1307%	Fecal		CFU/100 mL	200	283.2	86400	-	89,911.3
5439000	4/30/2015	90.7	90.7	0.2020	18.35	2496	21.1561%	Fecal		CFU/100 mL	200	283.2	86400	-	89,812.5
5439000	6/17/2002	90.6	90.6	0.2020	18.33	2497	21.1646%	Fecal		CFU/100 mL	200	283.2	86400	-	89,713.6
5439000	12/6/2011	90.6	90.6	0.2020	18.33	2497	21.1646%	Fecal		CFU/100 mL	200	283.2	86400	-	89,713.6
5439000	6/3/2016	90.6	90.6	0.2020	18.33	2497	21.1646%	Fecal		CFU/100 mL	200	283.2	86400	-	89,713.6
5439000	10/24/2019	90.6	90.6	0.2020	18.33	2497	21.1646%	Fecal		CFU/100 mL	200	283.2	86400	-	89,713.6
5439000	5/12/2012	90.4	90.4	0.2020	18.29	2501	21.1985%	Fecal		CFU/100 mL	200	283.2	86400	-	89,515.9
5439000	1/3/2010	90.3	90.3	0.2020	18.27	2502	21.2070%	Fecal		CFU/100 mL	200	283.2	86400	-	89,417.1
5439000	3/18/2015	90.3	90.3	0.2020	18.27	2502	21.2070%	Fecal		CFU/100 mL	200	283.2	86400	-	89,417.1
5439000	4/15/2013	90.1	90.1	0.2020	18.23	2504	21.2239%	Fecal		CFU/100 mL	200	283.2	86400	-	89,219.4
5439000	5/7/2020	90.1	90.1	0.2020	18.23	2504	21.2239%	Fecal		CFU/100 mL	200	283.2	86400	-	89,219.4
5439000	2/25/1990	90	90	0.2020	18.21	2506	21.2409%	Fecal		CFU/100 mL	200	283.2	86400	-	89,120.5
5439000	8/12/1990	90	90	0.2020	18.21	2506	21.2409%	Fecal		CFU/100 mL	200	283.2	86400	-	89,120.5
5439000	12/7/1990	90	90	0.2020	18.21	2506	21.2409%	Fecal		CFU/100 mL	200	283.2	86400	-	89,120.5
5439000	4/4/1991	90	90	0.2020	18.21	2506	21.2409%	Fecal		CFU/100 mL	200	283.2	86400	-	89,120.5
5439000	6/7/1991	90	90	0.2020	18.21	2506	21.2409%	Fecal		CFU/100 mL	200	283.2	86400	-	89,120.5
5439000	11/6/1992	90	90	0.2020	18.21	2506	21.2409%	Fecal		CFU/100 mL	200	283.2	86400	-	89,120.5
5439000	12/24/1992	90	90	0.2020	18.21	2506	21.2409%	Fecal		CFU/100 mL	200	283.2	86400	-	89,120.5
5439000	3/14/1993	90	90	0.2020	18.21	2506	21.2409%	Fecal		CFU/100 mL	200	283.2	86400	-	89,120.5
5439000	10/4/1993	90	90	0.2020	18.21	2506	21.2409%	Fecal		CFU/100 mL	200	283.2	86400	-	89,120.5
5439000	10/10/1993	90	90	0.2020	18.21	2506	21.2409%	Fecal		CFU/100 mL	200	283.2	86400	-	89,120.5
5439000	3/16/1994	90	90	0.2020	18.21	2506	21.2409%	Fecal		CFU/100 mL	200	283.2	86400	-	89,120.5
5439000	11/18/1994	90	90	0.2020	18.21	2506	21.2409%	Fecal		CFU/100 mL	200	283.2	86400	-	89,120.5
5439000	12/24/1994	90	90	0.2020	18.21	2506	21.2409%	Fecal		CFU/100 mL	200	283.2	86400	-	89,120.5
5439000	1/6/1995	90	90	0.2020	18.21	2506	21.2409%	Fecal		CFU/100 mL	200	283.2	86400	-	89,120.5
5439000	3/15/1995	90	90	0.2020	18.21	2506	21.2409%	Fecal		CFU/100 mL	200	283.2	86400	-	89,120.5
5439000	4/9/1995	90	90	0.2020	18.21	2506	21.2409%	Fecal		CFU/100 mL	200	283.2	86400	-	89,120.5
5439000	4/26/1995	90	90	0.2020	18.21	2506	21.2409%	Fecal		CFU/100 mL	200	283.2	86400	-	89,120.5
5439000	5/4/1997	90	90	0.2020	18.21	2506	21.2409%	Fecal		CFU/100 mL	200	283.2	86400	-	89,120.5
5439000	3/2/1998	90	90	0.2020	18.21	2506	21.2409%	Fecal		CFU/100 mL	200	283.2	86400	-	89,120.5
5439000	6/24/1999	90	90	0.2020	18.21	2506	21.2409%	Fecal		CFU/100 mL	200	283.2	86400	-	89,120.5
5439000	6/30/2000	90	90	0.2020	18.21	2506	21.2409%	Fecal		CFU/100 mL	200	283.2	86400	-	89,120.5
5439000	2/19/2009	90	90	0.2020	18.21	2506	21.2409%	Fecal		CFU/100 mL	200	283.2	86400	-	89,120.5
5439000	5/25/2009	90	90	0.2020	18.21	2506	21.2409%	Fecal		CFU/100 mL	200	283.2	86400	-	89,120.5
5439000	4/8/2011	90	90	0.2020	18.21	2506	21.2409%	Fecal		CFU/100 mL	200	283.2	86400	-	89,120.5
5439000	3/5/2012	90	90	0.2020	18.21	2506	21.2409%	Fecal		CFU/100 mL	200	283.2	86400	-	89,120.5
5439000	2/28/1994	89.9	89.9	0.2020	18.19	2531	21.4528%	Fecal		CFU/100 mL	200	283.2	86400	-	89,021.6
5439000	7/6/2013	89.9	89.9	0.2020	18.19	2531	21.4528%	Fecal		CFU/100 mL	200	283.2	86400	-	89,021.6
5439000	1/19/2020	89.9	89.9	0.2020	18.19	2531	21.4528%	Fecal		CFU/100 mL	200	283.2	86400	-	89,021.6
5439000	12/15/2008	89.8	89.8	0.2020	18.17	2534	21.4782%	Fecal		CFU/100 mL	200	283.2	86400	-	88,922.8
5439000	6/27/2006	89.7	89.7	0.2020	18.15	2535	21.4867%	Fecal		CFU/100 mL	200	283.2	86400	-	88,823.9
5439000	10/18/2019	89.7	89.7	0.2020	18.15	2535	21.4867%	Fecal		CFU/100 mL	200	283.2	86400	-	88,823.9
5439000	2/7/2020	89.7	89.7	0.2020	18.15	2535	21.4867%	Fecal		CFU/100 mL	200	283.2	86400	-	88,823.9
5439000	3/17/2011	89.6	89.6	0.2020	18.13	2538	21.5121%	Fecal		CFU/100 mL	200	283.2	86400	-	88,725.1
5439000	6/16/2018	89.6	89.6	0.2020	18.13	2538	21.5121%	Fecal		CFU/100 mL	200	283.2	86400	-	88,725.1
5439000	5/31/2002	89.5	89.5	0.2020	18.11	2540	21.5291%	Fecal		CFU/100 mL	200	283.2	86400	-	88,626.2
5439000	6/2/2015	89.5	89.5	0.2020	18.11	2540	21.5291%	Fecal		CFU/100 mL	200	283.2	86400	-	88,626.2
5439000	9/27/2008	89.4	89.4	0.2020	18.09	2542	21.5460%	Fecal		CFU/100 mL	200	283.2	86400	-	88,527.4
5439000	2/2/2016	89.4	89.4	0.2020	18.09	2542	21.5460%	Fecal		CFU/100 mL	200	283.2	86400	-	88,527.4
5439000	12/4/2019	89.4	89.4	0.2020	18.09	2542	21.5460%	Fecal		CFU/100 mL	200	283.2	86400	-	88,527.4
5439000	4/29/2002	89.3	89.3	0.2020	18.07	2545	21.5715%	Fecal		CFU/100 mL	200	283.2	86400	-	88,428.5
5439000	6/19/2004	89.3	89.3	0.2020	18.07	2545	21.5715%	Fecal		CFU/100 mL	200	283.2	86400	-	88,428.5
5439000	5/5/2011	89.3	89.3	0.2020	18.07	2545	21.5715%	Fecal		CFU/100 mL	200	283.2	86400	-	88,428.5
5439000	5/6/2011	89.3	89.3	0.2020	18.07	2545	21.5715%	Fecal		CFU/100 mL	200	283.2	86400	-	88,428.5
5439000	5/4/2015	89.3	89.3	0.2020	18.07	2545	21.5715%	Fecal		CFU/100 mL	200	283.2	86400	-	88,428.5
5439000	4/9/2011	89.2	89.2	0.2020	18.05	2550	21.6138%	Fecal		CFU/100 mL	200	283.2	86400	-	88,329.7
5439000	11/14/2011	89.2	89.2	0.2020	18.05	2550	21.6138%	Fecal		CFU/100 mL	200	283.2	86400	-	88,329.7
5439000	5/21/2015	89.2	89.2	0.2020	18.05	2550	21.6138%	Fecal		CFU/100 mL	200	283.2	86400	-	88,329.7
5439000	1/6/2016	89.2	89.2	0.2020	18.05	2550	21.6138%	Fecal		CFU/100 mL	200	283.2	86400	-	88,329.7
5439000	5/24/1990	89	89	0.2020	18.01	2554	21.6477%	Fecal		CFU/100 mL	200	283.2	86400	-	88,132.0
5439000	12/14/1990	89	89	0.2020	18.01	2554	21.6477%	Fecal		CFU/100 mL	200	283.2	86400	-	88,132.0
5439000	2/22/1991	89	89	0.2020	18.01	2554	21.6477%	Fecal		CFU/100 mL	200	283.2	86400	-	88,132.0
5439000	12/16/1991	89	89	0.2020	18.01	2554	21.6477%	Fecal		CFU/100 mL	200	283.2	86400	-	88,132.0
5439000	11/4/1992	89	89	0.2020	18.01	2554	21.6477%	Fecal		CFU/100 mL	200	283.2	86400	-	88,132.0
5439000	11/19/1992	89	89	0.2020	18.01	2554	21.6477%	Fecal		CFU/100 mL	200	283.2	86400	-	88,132.0
5439000	1/31/1993	89	89	0.2020	18.01	2554	21.6477%	Fecal		CFU/100 mL	200	283.2	86400	-	88,132.0
5439000	9/20/1993	89	89	0.2020	18.01	2554	21.6477%	Fecal		CFU/100 mL	200	283.2	86400	-	88,132.0
5439000	3/15/1997	89	89	0.2020	18.01	2554	21.6477%	Fecal		CFU/100 mL	200	283.2	86400	-	88,132.0
5439000	2/17/1999	89	89	0.2020	18.01	2554	21.6477%	Fecal		CFU/100 mL	200	283.2	86400	-	88,132.0
5439000	5/24/1999	89	89	0.2020	18.01	2554	21.6477%	Fecal		CFU/100 mL	200	283.2	86400	-	88,132.0
5439000	4/17/2001	89	89	0.2020	18.01	2554	21.6477%	Fecal		CFU/100 mL	200	283.2	86400	-	88,132.0
5439000	2/19/2005	89	89	0.2020	18.01	2554	21.6477%	Fecal		CFU/100 mL	200	283.2	86400	-	88,132.0
5439000	4/7/2008	89	89	0.2020	18.01	2554	21.6477%	Fecal		CFU/100 mL	200	283.2	86400	-	88,132.0
5439000	7/17/2021	88.9	88.9	0.2020	17.99	2568	21.7664%	Fecal		CFU/100 mL	200	283.2	86400	-	88,033.1
5439000	10/8/2018	88.8	88.8	0.2020	17.97	2569	21.7749%	Fecal		CFU/100 mL	200	283.2	86400	-	87,934.2
5439000	3/28/2019	88.7	88.7	0.2020	17.95	2570	21.7834%	Fecal		CFU/100 mL	200	283.2	86400	-	87,835.4
5439000	3/26/2020	88.7	88.7	0.2020	17.95	2570	21.7834%	Fecal		CFU/100 mL	200	283.2	86400	-	87,835.4
5439000	4/13/2010	88.6	88.6	0.2020	17.93	2572	21.8003%	Fecal		CFU/100 mL	200	283.2	86400	-	87,736.5
5439000	2/26/2022	88.6	88.6	0.1459	12.96	3532	29.9373%	Fecal		CFU/100 mL	200	283.2	86400	-	63,425.6
5439000	3/10/2008	88.5	88.5	0.2020	17.91	2573	21.8088%	Fecal		CFU/100 mL	200	283.2	86400	-	87,637.7
5439000	4/10/2016	88.5	88.5	0.2020	17.91	2573	21.8088%	Fecal		CFU/100 mL	200	283.2	86400	-	87,637.7
5439000	5/25/2017	88.4	88.4	0.2020	17.89	2575	21.8257%	Fecal		CFU/100 mL	200	283.2	86400	-	87,538.8
5439000	3/15/2020	88.4	88.4	0.2020	17.89	2575	21.8257%	Fecal		CFU/100 mL	200	283.2	86400	-	87,538.8
5439000	12/21/2008	88.3	88.3	0.2020	17.87	2577	21.8427%	Fecal		CFU/100 mL	200	283.2	86400	-	87,440.0
5439000	4/17/2007	88.2	88.2	0.2020	17.85	2578	21.8512%	Fecal		CFU/100 mL	200	283.2	86400	-	87,341.1
5439000	2/20/2005	88.1	88.1	0.2020	17.83	2579	21.8596%	Fecal		CFU/100 mL	200	283.2	86400	-	87,242.3
5439000	3/3/2022	88.1	88.1	0.1459	12.89	3556	30.1407%	Fecal		CFU/100 mL	200	283.2	86400	-	63,068.6
5439000	2/28/1990	88	88	0.2020	17.81	2580	21.8681%	Fecal		CFU/100 mL	200	283.2	86400	-	87,143.4
5439000	2/9/1991	88	88	0.2020	17.81	2580	21.8681%	Fecal		CFU/100 mL	200	283.2	86400	-	87,143.4
5439000	11/10/1992	88	88	0.2020	17.81	2580	21.8681%	Fecal		CFU/100 mL	200	283.2	86400	-	87,143.4
5439000	3/16/1993	88	88	0.2020	17.81	2580	21.8681%	Fecal		CFU/100 mL	200	283.2	86400	-	87,143.4
5439000	12/31/1994	88	88	0.2020	17.81	2580	21.8681%	Fecal		CFU/100 mL	200	283.2	86400	-	87,143.4
5439000	1/3/1995	88	88	0.2020	17.81	2580	21.8681%	Fecal		CFU/100 mL	200	283.2	86400	-	87,143.4
5439000	5/3/1995	88	88	0.2020	17.81	2580	21.8681%	Fecal		CFU/100 mL	200	283.2	86400	-	87,143.4
5439000	8/15/1996	88	88	0.2020	17.81	2580	21.8681%	Fecal		CFU/100 mL	200	283.2	86400	-	87,143.4
5439000	3/16/1999	88	88	0.2020	17.81	2580	21.8681%	Fecal		CFU/100 mL	200	283.2	86400	-	87,143.4
5439000	9/29/1999	88	88	0.2020	17.81	2580	21.8681%	Fecal		CFU/100 mL	200	283.2	86400	-	87,143.4
5439000	4/26/2000	88	88	0.2020	17.81	2580	21.8681%	Fecal		CFU/100 mL	200	283.2	86400	-	87,143.4
5439000	2/22/2001	88	88	0.2020	17.81	2580	21.8681%	Fecal		CFU/100 mL	200	283.2	86400	-	87,143.4
5439000	5/5/2007	88	88	0.2020	17.81	2580	21.8681%	Fecal		CFU/100 mL	200	283.2	86400	-	87,143.4
5439000	6/7/2009	88	88	0.2020	17.81	2580	21.8681%	Fecal		CFU/100 mL	200	283.2	86400	-	87,143.4
5439000	6/4/2016	88	88	0.2020	17.81	2580	21.8681%	Fecal		CFU/100 mL	200	283.2	86400	-	87,143.4
5439000	12/28/2006	87.9	87.9	0.2020	17.79	2595	21.9953%	Fecal		CFU/100 mL	200	283.2	86400	-	87,044.6
5439000	6/28/2014	87.9	87.9	0.2020	17.79	2595	21.9953%	Fecal		CFU/100 mL	200	283.2	86400	-	87,044.6
5439000	10/28/2017	87.9	87.9	0.2020	17.79	2595	21.9953%	Fecal		CFU/100 mL	200	283.2	86400	-	87,044.6
5439000	11/25/2019	87.9	87.9	0.2020	17.79	2595	21.9953%	Fecal		CFU/100 mL	200	283.2	86400	-	87,044.6
5439000	3/4/2017	87.7	87.7	0.2020	17.75	2599	22.0292%	Fecal		CFU/100 mL	200	283.2	86400	-	86,846.8
5439000	5/22/2010	87.6	87.6	0.2020	17.73	2600	22.0376%	Fecal		CFU/100 mL	200	283.2	86400	-	86,748.0
5439000	7/27/2007	87.5	87.5	0.2020	17.71	2601	22.0461%	Fecal		CFU/100 mL	200	283.2	86400	-	86,649.1
5439000	3/13/2012	87.5	87.5	0.2020	17.71	2601	22.0461%	Fecal		CFU/100 mL	200	283.2	86400	-	86,649.1
5439000	10/19/2019	87.5	87.5	0.2020	17.71	2601	22.0461%	Fecal		CFU/100 mL	200	283.2	86400	-	86,649.1
5439000	3/10/2004	87.4	87.4	0.2020	17.69	2604	22.0715%	Fecal		CFU/100 mL	200	283.2	86400	-	86,550.3
5439000	3/22/2011	87.4	87.4	0.2020	17.69	2604	22.0715%	Fecal		CFU/100 mL	200	283.2	86400	-	86,550.3
5439000	11/24/2015	87.4	87.4	0.2020	17.69	2604	22.0715%	Fecal		CFU/100 mL	200	283.2	86400	-	86,550.3
5439000	6/18/2016	87.4	87.4	0.2020	17.69	2604	22.0715%	Fecal		CFU/100 mL	200	283.2	86400	-	86,550.3
5439000	5/26/2010	87.1	87.1	0.2020	17.63	2608	22.1054%	Fecal		CFU/100 mL	200	283.2	86400	-	86,253.7
5439000	6/13/2010	87.1	87.1	0.2020	17.63	2608	22.1054%	Fecal		CFU/100 mL	200	283.2	86400	-	86,253.7
5439000	10/9/2018	87.1	87.1	0.2020	17.63	2608	22.1054%	Fecal		CFU/100 mL	200	283.2	86400	-	86,253.7

Gage ID	Date	Discharge (CFS)	Gage Discharge (less Surrogate NPDES) (CFS)	Watershed Area Ratio	Calculated flow (CFS)	Rank	Flow Exceedance %	Parameter	Results	Units (mg or micro_gram	Limit/Standard	100mL/CF	sec/day	Actual Load (million colonies/day)	Allowable Load (million colonies/day)
5439000	3/27/1990	87	87	0.2020	17.61	2611	22.1309%	Fecal		CFU/100 mL	200	283.2	86400	-	86,154.9
5439000	6/24/1990	87	87	0.2020	17.61	2611	22.1309%	Fecal		CFU/100 mL	200	283.2	86400	-	86,154.9
5439000	4/22/1992	87	87	0.2020	17.61	2611	22.1309%	Fecal		CFU/100 mL	200	283.2	86400	-	86,154.9
5439000	1/20/1995	87	87	0.2020	17.61	2611	22.1309%	Fecal		CFU/100 mL	200	283.2	86400	-	86,154.9
5439000	5/15/1996	87	87	0.2020	17.61	2611	22.1309%	Fecal		CFU/100 mL	200	283.2	86400	-	86,154.9
5439000	6/30/1996	87	87	0.2020	17.61	2611	22.1309%	Fecal		CFU/100 mL	200	283.2	86400	-	86,154.9
5439000	6/21/1998	87	87	0.2020	17.61	2611	22.1309%	Fecal		CFU/100 mL	200	283.2	86400	-	86,154.9
5439000	12/10/1998	87	87	0.2020	17.61	2611	22.1309%	Fecal		CFU/100 mL	200	283.2	86400	-	86,154.9
5439000	6/11/2000	87	87	0.2020	17.61	2611	22.1309%	Fecal		CFU/100 mL	200	283.2	86400	-	86,154.9
5439000	3/27/2001	87	87	0.2020	17.61	2611	22.1309%	Fecal		CFU/100 mL	200	283.2	86400	-	86,154.9
5439000	6/26/2009	87	87	0.2020	17.61	2611	22.1309%	Fecal		CFU/100 mL	200	283.2	86400	-	86,154.9
5439000	5/31/2013	87	87	0.2020	17.61	2611	22.1309%	Fecal		CFU/100 mL	200	283.2	86400	-	86,154.9
5439000	1/16/2020	87	87	0.2020	17.61	2611	22.1309%	Fecal		CFU/100 mL	200	283.2	86400	-	86,154.9
5439000	6/12/2021	87	87	0.2020	17.61	2611	22.1309%	Fecal		CFU/100 mL	200	283.2	86400	-	86,154.9
5439000	5/3/2015	86.9	86.9	0.2020	17.59	2625	22.2495%	Fecal		CFU/100 mL	200	283.2	86400	-	86,056.0
5439000	5/5/2002	86.7	86.7	0.2020	17.54	2626	22.2580%	Fecal		CFU/100 mL	200	283.2	86400	-	85,858.3
5439000	1/16/2008	86.7	86.7	0.2020	17.54	2626	22.2580%	Fecal		CFU/100 mL	200	283.2	86400	-	85,858.3
5439000	5/1/2002	86.6	86.6	0.2020	17.52	2628	22.2750%	Fecal		CFU/100 mL	200	283.2	86400	-	85,759.4
5439000	5/18/2008	86.5	86.5	0.2020	17.50	2629	22.2834%	Fecal		CFU/100 mL	200	283.2	86400	-	85,660.6
5439000	6/22/2011	86.5	86.5	0.2020	17.50	2629	22.2834%	Fecal		CFU/100 mL	200	283.2	86400	-	85,660.6
5439000	4/13/2021	86.5	86.5	0.2020	17.50	2629	22.2834%	Fecal		CFU/100 mL	200	283.2	86400	-	85,660.6
5439000	10/25/2021	86.4	86.4	0.2020	17.48	2632	22.3089%	Fecal		CFU/100 mL	200	283.2	86400	-	85,561.7
5439000	1/15/2016	86.3	86.3	0.2020	17.46	2633	22.3173%	Fecal		CFU/100 mL	200	283.2	86400	-	85,462.9
5439000	7/17/2020	86.3	86.3	0.2020	17.46	2633	22.3173%	Fecal		CFU/100 mL	200	283.2	86400	-	85,462.9
5439000	12/19/2006	86.2	86.2	0.2020	17.44	2635	22.3343%	Fecal		CFU/100 mL	200	283.2	86400	-	85,364.0
5439000	2/20/2022	86.2	86.2	0.2020	17.44	2635	22.3343%	Fecal		CFU/100 mL	200	283.2	86400	-	85,364.0
5439000	3/6/1990	86	86	0.2020	17.40	2637	22.3512%	Fecal		CFU/100 mL	200	283.2	86400	-	85,166.3
5439000	9/11/1992	86	86	0.2020	17.40	2637	22.3512%	Fecal		CFU/100 mL	200	283.2	86400	-	85,166.3
5439000	9/2/1993	86	86	0.2020	17.40	2637	22.3512%	Fecal		CFU/100 mL	200	283.2	86400	-	85,166.3
5439000	3/16/1995	86	86	0.2020	17.40	2637	22.3512%	Fecal		CFU/100 mL	200	283.2	86400	-	85,166.3
5439000	2/19/1998	86	86	0.2020	17.40	2637	22.3512%	Fecal		CFU/100 mL	200	283.2	86400	-	85,166.3
5439000	3/14/1998	86	86	0.2020	17.40	2637	22.3512%	Fecal		CFU/100 mL	200	283.2	86400	-	85,166.3
5439000	3/1/2000	86	86	0.2020	17.40	2637	22.3512%	Fecal		CFU/100 mL	200	283.2	86400	-	85,166.3
5439000	1/23/2012	86	86	0.2020	17.40	2637	22.3512%	Fecal		CFU/100 mL	200	283.2	86400	-	85,166.3
5439000	5/7/2013	86	86	0.2020	17.40	2637	22.3512%	Fecal		CFU/100 mL	200	283.2	86400	-	85,166.3
5439000	4/28/2017	86	86	0.2020	17.40	2637	22.3512%	Fecal		CFU/100 mL	200	283.2	86400	-	85,166.3
5439000	4/8/2020	86	86	0.2020	17.40	2637	22.3512%	Fecal		CFU/100 mL	200	283.2	86400	-	85,166.3
5439000	3/30/2019	85.9	85.9	0.2020	17.38	2648	22.4445%	Fecal		CFU/100 mL	200	283.2	86400	-	85,067.5
5439000	11/11/2019	85.9	85.9	0.2020	17.38	2648	22.4445%	Fecal		CFU/100 mL	200	283.2	86400	-	85,067.5
5439000	7/24/2016	85.8	85.8	0.2020	17.36	2650	22.4614%	Fecal		CFU/100 mL	200	283.2	86400	-	84,968.6
5439000	1/29/2017	85.8	85.8	0.2020	17.36	2650	22.4614%	Fecal		CFU/100 mL	200	283.2	86400	-	84,968.6
5439000	6/13/2019	85.8	85.8	0.2020	17.36	2650	22.4614%	Fecal		CFU/100 mL	200	283.2	86400	-	84,968.6
5439000	2/26/2011	85.7	85.7	0.2020	17.34	2653	22.4869%	Fecal		CFU/100 mL	200	283.2	86400	-	84,869.8
5439000	12/30/2018	85.7	85.7	0.2020	17.34	2653	22.4869%	Fecal		CFU/100 mL	200	283.2	86400	-	84,869.8
5439000	3/27/2022	85.7	85.7	0.1459	12.54	3682	31.2087%	Fecal		CFU/100 mL	200	283.2	86400	-	61,354.6
5439000	4/26/2004	85.6	85.6	0.2020	17.32	2655	22.5038%	Fecal		CFU/100 mL	200	283.2	86400	-	84,770.9
5439000	1/7/2009	85.6	85.6	0.2020	17.32	2655	22.5038%	Fecal		CFU/100 mL	200	283.2	86400	-	84,770.9
5439000	6/22/2010	85.6	85.6	0.2020	17.32	2655	22.5038%	Fecal		CFU/100 mL	200	283.2	86400	-	84,770.9
5439000	5/6/2002	85.5	85.5	0.2020	17.30	2658	22.5292%	Fecal		CFU/100 mL	200	283.2	86400	-	84,672.0
5439000	7/16/2014	85.5	85.5	0.2020	17.30	2658	22.5292%	Fecal		CFU/100 mL	200	283.2	86400	-	84,672.0
5439000	4/23/2017	85.5	85.5	0.2020	17.30	2658	22.5292%	Fecal		CFU/100 mL	200	283.2	86400	-	84,672.0
5439000	12/2/2006	85.4	85.4	0.2020	17.28	2661	22.5547%	Fecal		CFU/100 mL	200	283.2	86400	-	84,573.2
5439000	3/9/2008	85.4	85.4	0.2020	17.28	2661	22.5547%	Fecal		CFU/100 mL	200	283.2	86400	-	84,573.2
5439000	11/8/2011	85.4	85.4	0.2020	17.28	2661	22.5547%	Fecal		CFU/100 mL	200	283.2	86400	-	84,573.2
5439000	5/31/2017	85.4	85.4	0.2020	17.28	2661	22.5547%	Fecal		CFU/100 mL	200	283.2	86400	-	84,573.2
5439000	12/27/1993	85.3	85.3	0.2020	17.26	2665	22.5886%	Fecal		CFU/100 mL	200	283.2	86400	-	84,474.3
5439000	8/7/2010	85.2	85.2	0.2020	17.24	2667	22.6055%	Fecal		CFU/100 mL	200	283.2	86400	-	84,375.5
5439000	11/17/2015	85.1	85.1	0.2020	17.22	2668	22.6140%	Fecal		CFU/100 mL	200	283.2	86400	-	84,276.6
5439000	7/3/1990	85	85	0.2020	17.20	2669	22.6225%	Fecal		CFU/100 mL	200	283.2	86400	-	84,177.8
5439000	2/20/1991	85	85	0.2020	17.20	2669	22.6225%	Fecal		CFU/100 mL	200	283.2	86400	-	84,177.8
5439000	12/17/1991	85	85	0.2020	17.20	2669	22.6225%	Fecal		CFU/100 mL	200	283.2	86400	-	84,177.8
5439000	12/25/1992	85	85	0.2020	17.20	2669	22.6225%	Fecal		CFU/100 mL	200	283.2	86400	-	84,177.8
5439000	2/11/1993	85	85	0.2020	17.20	2669	22.6225%	Fecal		CFU/100 mL	200	283.2	86400	-	84,177.8
5439000	1/21/1995	85	85	0.2020	17.20	2669	22.6225%	Fecal		CFU/100 mL	200	283.2	86400	-	84,177.8
5439000	5/5/1997	85	85	0.2020	17.20	2669	22.6225%	Fecal		CFU/100 mL	200	283.2	86400	-	84,177.8
5439000	6/25/1997	85	85	0.2020	17.20	2669	22.6225%	Fecal		CFU/100 mL	200	283.2	86400	-	84,177.8
5439000	5/23/1998	85	85	0.2020	17.20	2669	22.6225%	Fecal		CFU/100 mL	200	283.2	86400	-	84,177.8
5439000	7/21/1999	85	85	0.2020	17.20	2669	22.6225%	Fecal		CFU/100 mL	200	283.2	86400	-	84,177.8
5439000	4/11/2001	85	85	0.2020	17.20	2669	22.6225%	Fecal		CFU/100 mL	200	283.2	86400	-	84,177.8
5439000	5/22/2015	85	85	0.2020	17.20	2669	22.6225%	Fecal		CFU/100 mL	200	283.2	86400	-	84,177.8
5439000	5/20/2018	85	85	0.2020	17.20	2669	22.6225%	Fecal		CFU/100 mL	200	283.2	86400	-	84,177.8
5439000	4/26/2020	85	85	0.2020	17.20	2669	22.6225%	Fecal		CFU/100 mL	200	283.2	86400	-	84,177.8
5439000	5/2/2006	84.9	84.9	0.2020	17.18	2683	22.7411%	Fecal		CFU/100 mL	200	283.2	86400	-	84,078.9
5439000	7/8/2013	84.9	84.9	0.2020	17.18	2683	22.7411%	Fecal		CFU/100 mL	200	283.2	86400	-	84,078.9
5439000	7/3/2018	84.7	84.7	0.2020	17.14	2685	22.7581%	Fecal		CFU/100 mL	200	283.2	86400	-	83,881.2
5439000	7/25/2007	84.6	84.6	0.2020	17.12	2686	22.7666%	Fecal		CFU/100 mL	200	283.2	86400	-	83,782.4
5439000	3/10/2012	84.6	84.6	0.2020	17.12	2686	22.7666%	Fecal		CFU/100 mL	200	283.2	86400	-	83,782.4
5439000	3/7/2017	84.6	84.6	0.2020	17.12	2686	22.7666%	Fecal		CFU/100 mL	200	283.2	86400	-	83,782.4
5439000	11/16/2008	84.5	84.5	0.2020	17.10	2690	22.8005%	Fecal		CFU/100 mL	200	283.2	86400	-	83,683.5
5439000	3/6/2009	84.5	84.5	0.2020	17.10	2690	22.8005%	Fecal		CFU/100 mL	200	283.2	86400	-	83,683.5
5439000	12/23/2011	84.5	84.5	0.2020	17.10	2690	22.8005%	Fecal		CFU/100 mL	200	283.2	86400	-	83,683.5
5439000	1/19/2016	84.5	84.5	0.2020	17.10	2690	22.8005%	Fecal		CFU/100 mL	200	283.2	86400	-	83,683.5
5439000	11/9/2009	84.4	84.4	0.2020	17.08	2694	22.8344%	Fecal		CFU/100 mL	200	283.2	86400	-	83,584.6
5439000	3/26/2010	84.4	84.4	0.2020	17.08	2694	22.8344%	Fecal		CFU/100 mL	200	283.2	86400	-	83,584.6
5439000	3/16/2020	84.4	84.4	0.2020	17.08	2694	22.8344%	Fecal		CFU/100 mL	200	283.2	86400	-	83,584.6
5439000	3/17/1994	84.3	84.3	0.2020	17.06	2697	22.8598%	Fecal		CFU/100 mL	200	283.2	86400	-	83,485.8
5439000	9/9/2007	84.3	84.3	0.2020	17.06	2697	22.8598%	Fecal		CFU/100 mL	200	283.2	86400	-	83,485.8
5439000	1/5/2020	84.3	84.3	0.2020	17.06	2697	22.8598%	Fecal		CFU/100 mL	200	283.2	86400	-	83,485.8
5439000	12/10/2018	84.2	84.2	0.2020	17.04	2700	22.8852%	Fecal		CFU/100 mL	200	283.2	86400	-	83,386.9
5439000	5/31/2020	84.2	84.2	0.2020	17.04	2700	22.8852%	Fecal		CFU/100 mL	200	283.2	86400	-	83,386.9
5439000	1/1/2007	84.1	84.1	0.2020	17.02	2702	22.9022%	Fecal		CFU/100 mL	200	283.2	86400	-	83,288.1
5439000	4/21/2008	84.1	84.1	0.2020	17.02	2702	22.9022%	Fecal		CFU/100 mL	200	283.2	86400	-	83,288.1
5439000	6/21/2013	84.1	84.1	0.2020	17.02	2702	22.9022%	Fecal		CFU/100 mL	200	283.2	86400	-	83,288.1
5439000	5/24/2015	84.1	84.1	0.2020	17.02	2702	22.9022%	Fecal		CFU/100 mL	200	283.2	86400	-	83,288.1
5439000	11/25/2015	84.1	84.1	0.2020	17.02	2702	22.9022%	Fecal		CFU/100 mL	200	283.2	86400	-	83,288.1
5439000	3/5/2019	84.1	84.1	0.2020	17.02	2702	22.9022%	Fecal		CFU/100 mL	200	283.2	86400	-	83,288.1
5439000	7/22/1990	84	84	0.2020	17.00	2708	22.9530%	Fecal		CFU/100 mL	200	283.2	86400	-	83,189.2
5439000	11/8/1990	84	84	0.2020	17.00	2708	22.9530%	Fecal		CFU/100 mL	200	283.2	86400	-	83,189.2
5439000	4/5/1991	84	84	0.2020	17.00	2708	22.9530%	Fecal		CFU/100 mL	200	283.2	86400	-	83,189.2
5439000	12/4/1991	84	84	0.2020	17.00	2708	22.9530%	Fecal		CFU/100 mL	200	283.2	86400	-	83,189.2
5439000	3/6/1992	84	84	0.2020	17.00	2708	22.9530%	Fecal		CFU/100 mL	200	283.2	86400	-	83,189.2
5439000	1/27/1993	84	84	0.2020	17.00	2708	22.9530%	Fecal		CFU/100 mL	200	283.2	86400	-	83,189.2
5439000	4/22/1995	84	84	0.2020	17.00	2708	22.9530%	Fecal		CFU/100 mL	200	283.2	86400	-	83,189.2
5439000	5/13/1997	84	84	0.2020	17.00	2708	22.9530%	Fecal		CFU/100 mL	200	283.2	86400	-	83,189.2
5439000	3/3/1998	84	84	0.2020	17.00	2708	22.9530%	Fecal		CFU/100 mL	200	283.2	86400	-	83,189.2
5439000	3/29/1998	84	84	0.2020	17.00	2708	22.9530%	Fecal		CFU/100 mL	200	283.2	86400	-	83,189.2
5439000	7/2/2000	84	84	0.2020	17.00	2708	22.9530%	Fecal		CFU/100 mL	200	283.2	86400	-	83,189.2
5439000	4/6/2001	84	84	0.2020	17.00	2708	22.9530%	Fecal		CFU/100 mL	200	283.2	86400	-	83,189.2
5439000	6/11/2001	84	84	0.2020	17.00	2708	22.9530%	Fecal		CFU/100 mL	200	283.2	86400	-	83,189.2
5439000	6/3/2002	84	84	0.2020	17.00	2708	22.9530%	Fecal		CFU/100 mL	200	283.2	86400	-	83,189.2
5439000	10/25/2019	83.9	83.9	0.2020	16.98	2722	23.0717%	Fecal		CFU/100 mL	200	283.2	86400	-	83,090.4
5439000	7/2/2015	83.7	83.7	0.2020	16.94	2723	23.0802%	Fecal		CFU/100 mL	200	283.2	86400	-	82,892.7
5439000	1/7/2016	83.7	83.7	0.2020	16.94	2723	23.0802%	Fecal		CFU/100 mL	200	283.2	86400	-	82,892.7
5439000	3/27/2011	83.6	83.6	0.2020	16.92	2725	23.0971%	Fecal		CFU/100 mL	200	283.2	86400	-	82,793.8
5439000	3/20/2013	83.6	83.6	0.2020	16.92	2725	23.0971%	Fecal		CFU/100 mL	200	283.2	86400	-	82,793.8
5439000	5/8/2020	83.6	83.6	0.2020	16.92	2725	23.0971%	Fecal		CFU/100 mL	200	283.2	86400	-	82,793.8
5439000	4/12/2022	83.6	83.6	0.1459	12.23	3750	31.7850%	Fecal		CFU/100 mL	200	283.2	86400	-	59,854.9
5439000	3/26/2008	83.5	83.5	0.2020	16.90	2728	23.1226%	Fecal		CFU/100 mL	200	283.2	86400	-	82,695.0
5439000	12/16/2008	83.5	83.5	0.2020	16.90	2728	23.1226%	Fecal		CFU/100 mL	200	283.2	86400	-	82,695.0
5439000	5/26/2018	83.5	83.5	0.2020	16.90	2728	23.1226%	Fecal		CFU/100 mL	200	283.2	86400	-	82,695.0
5439000	4/16/2014	83.4	83.4	0.2020	16.88	2731	23.1480%	Fecal		CFU/100 mL	200	283.2	86400	-	82,596.1
5439000	11/28/2016	83.4	83.4	0.2020	16.88	2731	23.1480%	Fecal		CFU/100 mL	200	283.2	86400	-	82,596.1
5439000	1/24/2018	83.4	83.4	0.2020	16.88	2731	23.1480%	Fecal		CFU/100 mL	200	283.2	86400	-	82,596.1
5439000	6/1/2002	83.2	83.2	0.2020	16.84	2734	23.1734%	Fecal		CFU/100 mL	200	283.2	86400	-	82,398.4
5439000	5/24/2011	83.2	83.2	0.2020	16.84	2734	23.1734%	Fecal		CFU/100 mL	200	283.2	86400	-	82,398.4

Gage ID	Date	Discharge (CFS)	Gage Discharge (less Surrogate NPDES) (CFS)	Watershed Area Ratio	Calculated flow (CFS)	Rank	Flow Exceedance %	Parameter	Results	Units (mg or micro_gram	Limit/Standard	100mL/CF	sec/day	Actual Load (million colonies/day)	Allowable Load (million colonies/day)
5439000	4/11/2016	83.2	83.2	0.2020	16.84	2734	23.1734%	Fecal		CFU/100 mL	200	283.2	86400	-	82,398.4
5439000	5/11/2021	83.2	83.2	0.2020	16.84	2734	23.1734%	Fecal		CFU/100 mL	200	283.2	86400	-	82,398.4
5439000	4/16/2009	83.1	83.1	0.2020	16.82	2738	23.2073%	Fecal		CFU/100 mL	200	283.2	86400	-	82,299.5
5439000	6/3/2015	83.1	83.1	0.2020	16.82	2738	23.2073%	Fecal		CFU/100 mL	200	283.2	86400	-	82,299.5
5439000	3/3/2021	83.1	83.1	0.2020	16.82	2738	23.2073%	Fecal		CFU/100 mL	200	283.2	86400	-	82,299.5
5439000	2/27/1990	83	83	0.2020	16.80	2742	23.2412%	Fecal		CFU/100 mL	200	283.2	86400	-	82,200.7
5439000	3/1/1990	83	83	0.2020	16.80	2742	23.2412%	Fecal		CFU/100 mL	200	283.2	86400	-	82,200.7
5439000	3/28/1990	83	83	0.2020	16.80	2742	23.2412%	Fecal		CFU/100 mL	200	283.2	86400	-	82,200.7
5439000	2/10/1991	83	83	0.2020	16.80	2742	23.2412%	Fecal		CFU/100 mL	200	283.2	86400	-	82,200.7
5439000	5/23/1991	83	83	0.2020	16.80	2742	23.2412%	Fecal		CFU/100 mL	200	283.2	86400	-	82,200.7
5439000	2/20/1992	83	83	0.2020	16.80	2742	23.2412%	Fecal		CFU/100 mL	200	283.2	86400	-	82,200.7
5439000	3/13/1992	83	83	0.2020	16.80	2742	23.2412%	Fecal		CFU/100 mL	200	283.2	86400	-	82,200.7
5439000	3/22/1993	83	83	0.2020	16.80	2742	23.2412%	Fecal		CFU/100 mL	200	283.2	86400	-	82,200.7
5439000	7/17/1996	83	83	0.2020	16.80	2742	23.2412%	Fecal		CFU/100 mL	200	283.2	86400	-	82,200.7
5439000	4/14/1997	83	83	0.2020	16.80	2742	23.2412%	Fecal		CFU/100 mL	200	283.2	86400	-	82,200.7
5439000	5/24/1998	83	83	0.2020	16.80	2742	23.2412%	Fecal		CFU/100 mL	200	283.2	86400	-	82,200.7
5439000	5/31/2000	83	83	0.2020	16.80	2742	23.2412%	Fecal		CFU/100 mL	200	283.2	86400	-	82,200.7
5439000	7/14/2000	83	83	0.2020	16.80	2742	23.2412%	Fecal		CFU/100 mL	200	283.2	86400	-	82,200.7
5439000	3/14/2001	83	83	0.2020	16.80	2742	23.2412%	Fecal		CFU/100 mL	200	283.2	86400	-	82,200.7
5439000	2/25/2002	83	83	0.2020	16.80	2742	23.2412%	Fecal		CFU/100 mL	200	283.2	86400	-	82,200.7
5439000	6/22/2004	83	83	0.2020	16.80	2742	23.2412%	Fecal		CFU/100 mL	200	283.2	86400	-	82,200.7
5439000	3/27/2008	83	83	0.2020	16.80	2742	23.2412%	Fecal		CFU/100 mL	200	283.2	86400	-	82,200.7
5439000	3/29/2019	83	83	0.2020	16.80	2742	23.2412%	Fecal		CFU/100 mL	200	283.2	86400	-	82,200.7
5439000	4/8/2007	82.9	82.9	0.2020	16.78	2760	23.3938%	Fecal		CFU/100 mL	200	283.2	86400	-	82,101.8
5439000	5/29/2008	82.9	82.9	0.2020	16.78	2760	23.3938%	Fecal		CFU/100 mL	200	283.2	86400	-	82,101.8
5439000	6/15/1994	82.8	82.8	0.2020	16.76	2762	23.4107%	Fecal		CFU/100 mL	200	283.2	86400	-	82,003.0
5439000	3/28/2008	82.8	82.8	0.2020	16.76	2762	23.4107%	Fecal		CFU/100 mL	200	283.2	86400	-	82,003.0
5439000	5/7/2011	82.8	82.8	0.2020	16.76	2762	23.4107%	Fecal		CFU/100 mL	200	283.2	86400	-	82,003.0
5439000	4/24/2017	82.8	82.8	0.2020	16.76	2762	23.4107%	Fecal		CFU/100 mL	200	283.2	86400	-	82,003.0
5439000	3/29/2021	82.8	82.8	0.2020	16.76	2762	23.4107%	Fecal		CFU/100 mL	200	283.2	86400	-	82,003.0
5439000	8/13/2007	82.7	82.7	0.2020	16.74	2767	23.4531%	Fecal		CFU/100 mL	200	283.2	86400	-	81,904.1
5439000	3/22/2021	82.6	82.6	0.2020	16.72	2768	23.4616%	Fecal		CFU/100 mL	200	283.2	86400	-	81,805.3
5439000	4/5/2004	82.5	82.5	0.2020	16.70	2769	23.4701%	Fecal		CFU/100 mL	200	283.2	86400	-	81,706.4
5439000	3/27/2020	82.5	82.5	0.2020	16.70	2769	23.4701%	Fecal		CFU/100 mL	200	283.2	86400	-	81,706.4
5439000	6/17/2008	82.3	82.3	0.2020	16.66	2773	23.5040%	Fecal		CFU/100 mL	200	283.2	86400	-	81,508.7
5439000	6/14/2014	82.3	82.3	0.2020	16.66	2773	23.5040%	Fecal		CFU/100 mL	200	283.2	86400	-	81,508.7
5439000	5/24/2003	82.2	82.2	0.2020	16.64	2775	23.5209%	Fecal		CFU/100 mL	200	283.2	86400	-	81,409.8
5439000	2/2/2012	82.2	82.2	0.2020	16.64	2775	23.5209%	Fecal		CFU/100 mL	200	283.2	86400	-	81,409.8
5439000	4/17/2002	82.1	82.1	0.2020	16.62	2777	23.5379%	Fecal		CFU/100 mL	200	283.2	86400	-	81,311.0
5439000	2/9/2005	82.1	82.1	0.2020	16.62	2777	23.5379%	Fecal		CFU/100 mL	200	283.2	86400	-	81,311.0
5439000	3/29/1990	82	82	0.2020	16.60	2779	23.5548%	Fecal		CFU/100 mL	200	283.2	86400	-	81,212.1
5439000	6/20/1990	82	82	0.2020	16.60	2779	23.5548%	Fecal		CFU/100 mL	200	283.2	86400	-	81,212.1
5439000	12/21/1990	82	82	0.2020	16.60	2779	23.5548%	Fecal		CFU/100 mL	200	283.2	86400	-	81,212.1
5439000	4/24/1991	82	82	0.2020	16.60	2779	23.5548%	Fecal		CFU/100 mL	200	283.2	86400	-	81,212.1
5439000	4/23/1992	82	82	0.2020	16.60	2779	23.5548%	Fecal		CFU/100 mL	200	283.2	86400	-	81,212.1
5439000	5/22/1995	82	82	0.2020	16.60	2779	23.5548%	Fecal		CFU/100 mL	200	283.2	86400	-	81,212.1
5439000	11/16/1995	82	82	0.2020	16.60	2779	23.5548%	Fecal		CFU/100 mL	200	283.2	86400	-	81,212.1
5439000	3/16/1997	82	82	0.2020	16.60	2779	23.5548%	Fecal		CFU/100 mL	200	283.2	86400	-	81,212.1
5439000	5/7/1997	82	82	0.2020	16.60	2779	23.5548%	Fecal		CFU/100 mL	200	283.2	86400	-	81,212.1
5439000	3/30/1998	82	82	0.2020	16.60	2779	23.5548%	Fecal		CFU/100 mL	200	283.2	86400	-	81,212.1
5439000	3/22/1999	82	82	0.2020	16.60	2779	23.5548%	Fecal		CFU/100 mL	200	283.2	86400	-	81,212.1
5439000	5/14/2000	82	82	0.2020	16.60	2779	23.5548%	Fecal		CFU/100 mL	200	283.2	86400	-	81,212.1
5439000	3/6/2001	82	82	0.2020	16.60	2779	23.5548%	Fecal		CFU/100 mL	200	283.2	86400	-	81,212.1
5439000	4/7/2001	82	82	0.2020	16.60	2779	23.5548%	Fecal		CFU/100 mL	200	283.2	86400	-	81,212.1
5439000	3/5/2010	82	82	0.2020	16.60	2779	23.5548%	Fecal		CFU/100 mL	200	283.2	86400	-	81,212.1
5439000	4/10/2011	82	82	0.2020	16.60	2779	23.5548%	Fecal		CFU/100 mL	200	283.2	86400	-	81,212.1
5439000	3/24/2004	81.8	81.8	0.2020	16.55	2795	23.6905%	Fecal		CFU/100 mL	200	283.2	86400	-	81,014.4
5439000	4/17/2006	81.7	81.7	0.2020	16.53	2796	23.6989%	Fecal		CFU/100 mL	200	283.2	86400	-	80,915.6
5439000	2/5/2012	81.7	81.7	0.2020	16.53	2796	23.6989%	Fecal		CFU/100 mL	200	283.2	86400	-	80,915.6
5439000	12/10/2015	81.7	81.7	0.2020	16.53	2796	23.6989%	Fecal		CFU/100 mL	200	283.2	86400	-	80,915.6
5439000	3/9/2018	81.6	81.6	0.2020	16.51	2799	23.7244%	Fecal		CFU/100 mL	200	283.2	86400	-	80,816.7
5439000	1/26/2019	81.6	81.6	0.2020	16.51	2799	23.7244%	Fecal		CFU/100 mL	200	283.2	86400	-	80,816.7
5439000	4/30/2002	81.5	81.5	0.2020	16.49	2801	23.7413%	Fecal		CFU/100 mL	200	283.2	86400	-	80,717.9
5439000	5/9/2002	81.4	81.4	0.2020	16.47	2802	23.7498%	Fecal		CFU/100 mL	200	283.2	86400	-	80,619.0
5439000	6/23/2011	81.4	81.4	0.2020	16.47	2802	23.7498%	Fecal		CFU/100 mL	200	283.2	86400	-	80,619.0
5439000	1/24/2012	81.4	81.4	0.2020	16.47	2802	23.7498%	Fecal		CFU/100 mL	200	283.2	86400	-	80,619.0
5439000	12/31/2006	81.3	81.3	0.2020	16.45	2805	23.7752%	Fecal		CFU/100 mL	200	283.2	86400	-	80,520.2
5439000	10/2/2008	81.3	81.3	0.2020	16.45	2805	23.7752%	Fecal		CFU/100 mL	200	283.2	86400	-	80,520.2
5439000	6/17/2013	81.3	81.3	0.2020	16.45	2805	23.7752%	Fecal		CFU/100 mL	200	283.2	86400	-	80,520.2
5439000	6/20/2004	81.2	81.2	0.2020	16.43	2808	23.8006%	Fecal		CFU/100 mL	200	283.2	86400	-	80,421.3
5439000	3/25/2014	81.2	81.2	0.2020	16.43	2808	23.8006%	Fecal		CFU/100 mL	200	283.2	86400	-	80,421.3
5439000	3/14/2016	81.2	81.2	0.2020	16.43	2808	23.8006%	Fecal		CFU/100 mL	200	283.2	86400	-	80,421.3
5439000	1/4/2010	81.1	81.1	0.2020	16.41	2811	23.8261%	Fecal		CFU/100 mL	200	283.2	86400	-	80,322.4
5439000	4/16/2013	81.1	81.1	0.2020	16.41	2811	23.8261%	Fecal		CFU/100 mL	200	283.2	86400	-	80,322.4
5439000	11/21/2017	81.1	81.1	0.2020	16.41	2811	23.8261%	Fecal		CFU/100 mL	200	283.2	86400	-	80,322.4
5439000	7/20/2019	81.1	81.1	0.2020	16.41	2811	23.8261%	Fecal		CFU/100 mL	200	283.2	86400	-	80,322.4
5439000	3/7/1990	81	81	0.2020	16.39	2815	23.8600%	Fecal		CFU/100 mL	200	283.2	86400	-	80,223.6
5439000	4/16/1990	81	81	0.2020	16.39	2815	23.8600%	Fecal		CFU/100 mL	200	283.2	86400	-	80,223.6
5439000	5/29/1990	81	81	0.2020	16.39	2815	23.8600%	Fecal		CFU/100 mL	200	283.2	86400	-	80,223.6
5439000	12/8/1990	81	81	0.2020	16.39	2815	23.8600%	Fecal		CFU/100 mL	200	283.2	86400	-	80,223.6
5439000	6/14/1991	81	81	0.2020	16.39	2815	23.8600%	Fecal		CFU/100 mL	200	283.2	86400	-	80,223.6
5439000	3/26/1992	81	81	0.2020	16.39	2815	23.8600%	Fecal		CFU/100 mL	200	283.2	86400	-	80,223.6
5439000	5/14/1993	81	81	0.2020	16.39	2815	23.8600%	Fecal		CFU/100 mL	200	283.2	86400	-	80,223.6
5439000	7/31/1993	81	81	0.2020	16.39	2815	23.8600%	Fecal		CFU/100 mL	200	283.2	86400	-	80,223.6
5439000	6/11/1995	81	81	0.2020	16.39	2815	23.8600%	Fecal		CFU/100 mL	200	283.2	86400	-	80,223.6
5439000	2/20/1998	81	81	0.2020	16.39	2815	23.8600%	Fecal		CFU/100 mL	200	283.2	86400	-	80,223.6
5439000	11/14/1998	81	81	0.2020	16.39	2815	23.8600%	Fecal		CFU/100 mL	200	283.2	86400	-	80,223.6
5439000	5/25/1999	81	81	0.2020	16.39	2815	23.8600%	Fecal		CFU/100 mL	200	283.2	86400	-	80,223.6
5439000	8/7/2000	81	81	0.2020	16.39	2815	23.8600%	Fecal		CFU/100 mL	200	283.2	86400	-	80,223.6
5439000	4/11/2009	80.9	80.9	0.2020	16.37	2828	23.9702%	Fecal		CFU/100 mL	200	283.2	86400	-	80,124.7
5439000	3/20/2016	80.9	80.9	0.2020	16.37	2828	23.9702%	Fecal		CFU/100 mL	200	283.2	86400	-	80,124.7
5439000	6/5/2016	80.9	80.9	0.2020	16.37	2828	23.9702%	Fecal		CFU/100 mL	200	283.2	86400	-	80,124.7
5439000	2/28/2019	80.8	80.8	0.2020	16.35	2831	23.9956%	Fecal		CFU/100 mL	200	283.2	86400	-	80,025.9
5439000	6/14/2010	80.7	80.7	0.2020	16.33	2832	24.0041%	Fecal		CFU/100 mL	200	283.2	86400	-	79,927.0
5439000	10/20/2019	80.7	80.7	0.2020	16.33	2832	24.0041%	Fecal		CFU/100 mL	200	283.2	86400	-	79,927.0
5439000	6/18/2002	80.6	80.6	0.2020	16.31	2834	24.0210%	Fecal		CFU/100 mL	200	283.2	86400	-	79,828.2
5439000	1/6/2019	80.6	80.6	0.2020	16.31	2834	24.0210%	Fecal		CFU/100 mL	200	283.2	86400	-	79,828.2
5439000	6/21/2019	80.6	80.6	0.2020	16.31	2834	24.0210%	Fecal		CFU/100 mL	200	283.2	86400	-	79,828.2
5439000	4/25/2017	80.5	80.5	0.2020	16.29	2837	24.0464%	Fecal		CFU/100 mL	200	283.2	86400	-	79,729.3
5439000	6/2/2002	80.2	80.2	0.2020	16.23	2838	24.0549%	Fecal		CFU/100 mL	200	283.2	86400	-	79,432.8
5439000	6/6/2007	80.2	80.2	0.2020	16.23	2838	24.0549%	Fecal		CFU/100 mL	200	283.2	86400	-	79,432.8
5439000	12/29/2016	80.2	80.2	0.2020	16.23	2838	24.0549%	Fecal		CFU/100 mL	200	283.2	86400	-	79,432.8
5439000	4/26/2017	80.2	80.2	0.2020	16.23	2838	24.0549%	Fecal		CFU/100 mL	200	283.2	86400	-	79,432.8
5439000	3/18/2011	80.1	80.1	0.2020	16.21	2842	24.0888%	Fecal		CFU/100 mL	200	283.2	86400	-	79,333.9
5439000	1/12/2019	80.1	80.1	0.2020	16.21	2842	24.0888%	Fecal		CFU/100 mL	200	283.2	86400	-	79,333.9
5439000	7/5/2021	80.1	80.1	0.2020	16.21	2842	24.0888%	Fecal		CFU/100 mL	200	283.2	86400	-	79,333.9
5439000	2/12/1990	80	80	0.2020	16.19	2845	24.1143%	Fecal		CFU/100 mL	200	283.2	86400	-	79,235.0
5439000	6/19/1990	80	80	0.2020	16.19	2845	24.1143%	Fecal		CFU/100 mL	200	283.2	86400	-	79,235.0
5439000	12/30/1990	80	80	0.2020	16.19	2845	24.1143%	Fecal		CFU/100 mL	200	283.2	86400	-	79,235.0
5439000	12/7/1992	80	80	0.2020	16.19	2845	24.1143%	Fecal		CFU/100 mL	200	283.2	86400	-	79,235.0
5439000	12/26/1992	80	80	0.2020	16.19	2845	24.1143%	Fecal		CFU/100 mL	200	283.2	86400	-	79,235.0
5439000	1/12/1993	80	80	0.2020	16.19	2845	24.1143%	Fecal		CFU/100 mL	200	283.2	86400	-	79,235.0
5439000	3/15/1993	80	80	0.2020	16.19	2845	24.1143%	Fecal		CFU/100 mL	200	283.2	86400	-	79,235.0
5439000	8/23/1993	80	80	0.2020	16.19	2845	24.1143%	Fecal		CFU/100 mL	200	283.2	86400	-	79,235.0
5439000	11/30/1994	80	80	0.2020	16.19	2845	24.1143%	Fecal		CFU/100 mL	200	283.2	86400	-	79,235.0
5439000	1/23/1995	80	80	0.2020	16.19	2845	24.1143%	Fecal		CFU/100 mL	200	283.2	86400	-	79,235.0
5439000	2/18/1999	80	80	0.2020	16.19	2845	24.1143%	Fecal		CFU/100 mL	200	283.2	86400	-	79,235.0
5439000	2/3/2001	80	80	0.2020	16.19	2845	24.1143%	Fecal		CFU/100 mL	200	283.2	86400	-	79,235.0
5439000	3/2/2004	80	80	0.2020	16.19	2845	24.1143%	Fecal		CFU/100 mL	200	283.2	86400	-	79,235.0
5439000	12/27/2007	80	80	0.2020	16.19	2845	24.1143%	Fecal		CFU/100 mL	200	283.2	86400	-	79,235.0
5439000	2/19/2013	80	80	0.2020	16.19	2845	24.1143%	Fecal		CFU/100 mL	200	283.2	86400	-	79,235.0
5439000	4/14/2010	79.9	79.9	0.2020	16.17	2860	24.2414%	Fecal		CFU/100 mL	200	283.2	86400	-	79,136.2
5439000	4/5/2016	79.9	79.9	0.2020	16.17	2860	24.2414%	Fecal		CFU/100 mL	200	283.2	86400	-	79,136.2
5439000	6/1/2020	79.9	79.9	0.2020	16.17	2860	24.2414%	Fecal		CFU/100 mL	200	283.2	86400	-	79,136.2
5439000	7/16/2008	79.8	79.8	0.2020	16.15	2863	24.2668%	Fecal		CFU/100 mL	200	283.2	86400	-	79,037.3

Gage ID	Date	Discharge (CFS)	Gage Discharge (less Surrogate NPDES) (CFS)	Watershed Area Ratio	Calculated flow (CFS)	Rank	Flow Exceedance %	Parameter	Results	Units (mg or micro_gram	Limit/Standard	100mL/CF	sec/day	Actual Load (million colonies/day)	Allowable Load (million colonies/day)
5439000	1/31/2010	79.8	79.8	0.2020	16.15	2863	24.2668%	Fecal		CFU/100 mL	200	283.2	86400	-	79,037.3
5439000	4/17/2022	79.8	79.8	0.1459	11.68	3930	33.3107%	Fecal		CFU/100 mL	200	283.2	86400	-	57,141.1
5439000	11/26/2019	79.7	79.7	0.2020	16.13	2865	24.2838%	Fecal		CFU/100 mL	200	283.2	86400	-	78,938.5
5439000	2/27/2011	79.6	79.6	0.2020	16.11	2866	24.2923%	Fecal		CFU/100 mL	200	283.2	86400	-	78,839.6
5439000	3/11/2012	79.6	79.6	0.2020	16.11	2866	24.2923%	Fecal		CFU/100 mL	200	283.2	86400	-	78,839.6
5439000	4/27/2019	79.6	79.6	0.2020	16.11	2866	24.2923%	Fecal		CFU/100 mL	200	283.2	86400	-	78,839.6
5439000	6/1/2003	79.5	79.5	0.2020	16.09	2869	24.3177%	Fecal		CFU/100 mL	200	283.2	86400	-	78,740.8
5439000	12/20/2006	79.4	79.4	0.2020	16.07	2871	24.3346%	Fecal		CFU/100 mL	200	283.2	86400	-	78,641.9
5439000	10/30/2008	79.4	79.4	0.2020	16.07	2871	24.3346%	Fecal		CFU/100 mL	200	283.2	86400	-	78,641.9
5439000	3/5/2017	79.4	79.4	0.2020	16.07	2871	24.3346%	Fecal		CFU/100 mL	200	283.2	86400	-	78,641.9
5439000	7/4/2019	79.4	79.4	0.2020	16.07	2871	24.3346%	Fecal		CFU/100 mL	200	283.2	86400	-	78,641.9
5439000	2/21/2005	79.3	79.3	0.2020	16.05	2875	24.3685%	Fecal		CFU/100 mL	200	283.2	86400	-	78,543.1
5439000	4/17/2009	79.3	79.3	0.2020	16.05	2875	24.3685%	Fecal		CFU/100 mL	200	283.2	86400	-	78,543.1
5439000	12/19/1993	79.2	79.2	0.2020	16.03	2877	24.3855%	Fecal		CFU/100 mL	200	283.2	86400	-	78,444.2
5439000	2/2/2019	79.2	79.2	0.2020	16.03	2877	24.3855%	Fecal		CFU/100 mL	200	283.2	86400	-	78,444.2
5439000	4/9/2020	79.2	79.2	0.2020	16.03	2877	24.3855%	Fecal		CFU/100 mL	200	283.2	86400	-	78,444.2
5439000	6/2/2013	79.1	79.1	0.2020	16.01	2880	24.4109%	Fecal		CFU/100 mL	200	283.2	86400	-	78,345.4
5439000	5/6/2018	79.1	79.1	0.2020	16.01	2880	24.4109%	Fecal		CFU/100 mL	200	283.2	86400	-	78,345.4
5439000	12/5/2019	79.1	79.1	0.2020	16.01	2880	24.4109%	Fecal		CFU/100 mL	200	283.2	86400	-	78,345.4
5439000	6/8/1991	79	79	0.2020	15.99	2883	24.4363%	Fecal		CFU/100 mL	200	283.2	86400	-	78,246.5
5439000	9/3/1993	79	79	0.2020	15.99	2883	24.4363%	Fecal		CFU/100 mL	200	283.2	86400	-	78,246.5
5439000	1/1/1995	79	79	0.2020	15.99	2883	24.4363%	Fecal		CFU/100 mL	200	283.2	86400	-	78,246.5
5439000	3/17/1995	79	79	0.2020	15.99	2883	24.4363%	Fecal		CFU/100 mL	200	283.2	86400	-	78,246.5
5439000	12/12/1996	79	79	0.2020	15.99	2883	24.4363%	Fecal		CFU/100 mL	200	283.2	86400	-	78,246.5
5439000	1/12/1998	79	79	0.2020	15.99	2883	24.4363%	Fecal		CFU/100 mL	200	283.2	86400	-	78,246.5
5439000	10/22/1998	79	79	0.2020	15.99	2883	24.4363%	Fecal		CFU/100 mL	200	283.2	86400	-	78,246.5
5439000	7/7/2000	79	79	0.2020	15.99	2883	24.4363%	Fecal		CFU/100 mL	200	283.2	86400	-	78,246.5
5439000	4/18/2001	79	79	0.2020	15.99	2883	24.4363%	Fecal		CFU/100 mL	200	283.2	86400	-	78,246.5
5439000	7/14/2007	79	79	0.2020	15.99	2883	24.4363%	Fecal		CFU/100 mL	200	283.2	86400	-	78,246.5
5439000	5/8/2013	79	79	0.2020	15.99	2883	24.4363%	Fecal		CFU/100 mL	200	283.2	86400	-	78,246.5
5439000	3/17/2020	79	79	0.2020	15.99	2883	24.4363%	Fecal		CFU/100 mL	200	283.2	86400	-	78,246.5
5439000	4/6/2014	78.9	78.9	0.2020	15.97	2895	24.5381%	Fecal		CFU/100 mL	200	283.2	86400	-	78,147.6
5439000	5/30/2018	78.9	78.9	0.2020	15.97	2895	24.5381%	Fecal		CFU/100 mL	200	283.2	86400	-	78,147.6
5439000	3/4/2009	78.8	78.8	0.2020	15.95	2897	24.5550%	Fecal		CFU/100 mL	200	283.2	86400	-	78,048.8
5439000	5/21/2014	78.8	78.8	0.2020	15.95	2897	24.5550%	Fecal		CFU/100 mL	200	283.2	86400	-	78,048.8
5439000	9/10/2014	78.8	78.8	0.2020	15.95	2897	24.5550%	Fecal		CFU/100 mL	200	283.2	86400	-	78,048.8
5439000	2/6/2005	78.7	78.7	0.2020	15.93	2901	24.5889%	Fecal		CFU/100 mL	200	283.2	86400	-	77,949.9
5439000	1/20/2016	78.7	78.7	0.2020	15.93	2901	24.5889%	Fecal		CFU/100 mL	200	283.2	86400	-	77,949.9
5439000	2/13/2019	78.7	78.7	0.2020	15.93	2901	24.5889%	Fecal		CFU/100 mL	200	283.2	86400	-	77,949.9
5439000	7/22/2008	78.6	78.6	0.2020	15.91	2904	24.6143%	Fecal		CFU/100 mL	200	283.2	86400	-	77,851.1
5439000	12/7/2011	78.6	78.6	0.2020	15.91	2904	24.6143%	Fecal		CFU/100 mL	200	283.2	86400	-	77,851.1
5439000	7/10/2015	78.6	78.6	0.2020	15.91	2904	24.6143%	Fecal		CFU/100 mL	200	283.2	86400	-	77,851.1
5439000	1/21/2016	78.5	78.5	0.2020	15.89	2907	24.6398%	Fecal		CFU/100 mL	200	283.2	86400	-	77,752.2
5439000	4/21/2002	78.4	78.4	0.2020	15.87	2908	24.6482%	Fecal		CFU/100 mL	200	283.2	86400	-	77,653.4
5439000	3/5/2009	78.4	78.4	0.2020	15.87	2908	24.6482%	Fecal		CFU/100 mL	200	283.2	86400	-	77,653.4
5439000	11/27/2011	78.4	78.4	0.2020	15.87	2908	24.6482%	Fecal		CFU/100 mL	200	283.2	86400	-	77,653.4
5439000	3/14/2012	78.4	78.4	0.2020	15.87	2908	24.6482%	Fecal		CFU/100 mL	200	283.2	86400	-	77,653.4
5439000	7/10/2014	78.4	78.4	0.2020	15.87	2908	24.6482%	Fecal		CFU/100 mL	200	283.2	86400	-	77,653.4
5439000	5/7/2002	78.3	78.3	0.2020	15.85	2913	24.6906%	Fecal		CFU/100 mL	200	283.2	86400	-	77,554.5
5439000	4/18/2007	78.3	78.3	0.2020	15.85	2913	24.6906%	Fecal		CFU/100 mL	200	283.2	86400	-	77,554.5
5439000	12/24/2011	78.3	78.3	0.2020	15.85	2913	24.6906%	Fecal		CFU/100 mL	200	283.2	86400	-	77,554.5
5439000	7/3/2019	78.3	78.3	0.2020	15.85	2913	24.6906%	Fecal		CFU/100 mL	200	283.2	86400	-	77,554.5
5439000	6/1/2017	78.2	78.2	0.2020	15.83	2917	24.7245%	Fecal		CFU/100 mL	200	283.2	86400	-	77,455.7
5439000	4/18/2022	78.2	78.2	0.1459	11.44	3988	33.8023%	Fecal		CFU/100 mL	200	283.2	86400	-	55,998.4
5439000	3/27/2010	78.1	78.1	0.2020	15.81	2918	24.7330%	Fecal		CFU/100 mL	200	283.2	86400	-	77,356.8
5439000	3/31/2019	78.1	78.1	0.2020	15.81	2918	24.7330%	Fecal		CFU/100 mL	200	283.2	86400	-	77,356.8
5439000	9/3/2019	78.1	78.1	0.2020	15.81	2918	24.7330%	Fecal		CFU/100 mL	200	283.2	86400	-	77,356.8
5439000	2/5/1990	78	78	0.2020	15.79	2921	24.7584%	Fecal		CFU/100 mL	200	283.2	86400	-	77,258.0
5439000	5/8/1991	78	78	0.2020	15.79	2921	24.7584%	Fecal		CFU/100 mL	200	283.2	86400	-	77,258.0
5439000	4/24/1992	78	78	0.2020	15.79	2921	24.7584%	Fecal		CFU/100 mL	200	283.2	86400	-	77,258.0
5439000	1/11/1993	78	78	0.2020	15.79	2921	24.7584%	Fecal		CFU/100 mL	200	283.2	86400	-	77,258.0
5439000	5/4/1995	78	78	0.2020	15.79	2921	24.7584%	Fecal		CFU/100 mL	200	283.2	86400	-	77,258.0
5439000	12/13/1996	78	78	0.2020	15.79	2921	24.7584%	Fecal		CFU/100 mL	200	283.2	86400	-	77,258.0
5439000	1/6/1997	78	78	0.2020	15.79	2921	24.7584%	Fecal		CFU/100 mL	200	283.2	86400	-	77,258.0
5439000	4/15/1997	78	78	0.2020	15.79	2921	24.7584%	Fecal		CFU/100 mL	200	283.2	86400	-	77,258.0
5439000	4/27/2000	78	78	0.2020	15.79	2921	24.7584%	Fecal		CFU/100 mL	200	283.2	86400	-	77,258.0
5439000	6/7/2000	78	78	0.2020	15.79	2921	24.7584%	Fecal		CFU/100 mL	200	283.2	86400	-	77,258.0
5439000	7/1/2000	78	78	0.2020	15.79	2921	24.7584%	Fecal		CFU/100 mL	200	283.2	86400	-	77,258.0
5439000	3/12/2001	78	78	0.2020	15.79	2921	24.7584%	Fecal		CFU/100 mL	200	283.2	86400	-	77,258.0
5439000	3/28/2001	78	78	0.2020	15.79	2921	24.7584%	Fecal		CFU/100 mL	200	283.2	86400	-	77,258.0
5439000	4/21/2001	78	78	0.2020	15.79	2921	24.7584%	Fecal		CFU/100 mL	200	283.2	86400	-	77,258.0
5439000	7/19/2008	78	78	0.2020	15.79	2921	24.7584%	Fecal		CFU/100 mL	200	283.2	86400	-	77,258.0
5439000	6/18/2018	78	78	0.2020	15.79	2921	24.7584%	Fecal		CFU/100 mL	200	283.2	86400	-	77,258.0
5439000	11/12/2019	78	78	0.2020	15.79	2921	24.7584%	Fecal		CFU/100 mL	200	283.2	86400	-	77,258.0
5439000	3/16/2002	77.9	77.9	0.2020	15.77	2938	24.9025%	Fecal		CFU/100 mL	200	283.2	86400	-	77,159.1
5439000	7/7/2013	77.9	77.9	0.2020	15.77	2938	24.9025%	Fecal		CFU/100 mL	200	283.2	86400	-	77,159.1
5439000	6/14/2019	77.9	77.9	0.2020	15.77	2938	24.9025%	Fecal		CFU/100 mL	200	283.2	86400	-	77,159.1
5439000	4/22/2004	77.8	77.8	0.2020	15.75	2941	24.9280%	Fecal		CFU/100 mL	200	283.2	86400	-	77,060.2
5439000	8/16/2007	77.8	77.8	0.2020	15.75	2941	24.9280%	Fecal		CFU/100 mL	200	283.2	86400	-	77,060.2
5439000	1/3/2012	77.8	77.8	0.2020	15.75	2941	24.9280%	Fecal		CFU/100 mL	200	283.2	86400	-	77,060.2
5439000	5/13/2012	77.8	77.8	0.2020	15.75	2941	24.9280%	Fecal		CFU/100 mL	200	283.2	86400	-	77,060.2
5439000	5/10/2013	77.8	77.8	0.2020	15.75	2941	24.9280%	Fecal		CFU/100 mL	200	283.2	86400	-	77,060.2
5439000	2/26/2020	77.8	77.8	0.2020	15.75	2941	24.9280%	Fecal		CFU/100 mL	200	283.2	86400	-	77,060.2
5439000	7/31/2017	77.7	77.7	0.2020	15.73	2947	24.9788%	Fecal		CFU/100 mL	200	283.2	86400	-	76,961.4
5439000	6/23/2019	77.7	77.7	0.2020	15.73	2947	24.9788%	Fecal		CFU/100 mL	200	283.2	86400	-	76,961.4
5439000	2/13/2005	77.6	77.6	0.2020	15.71	2949	24.9958%	Fecal		CFU/100 mL	200	283.2	86400	-	76,862.5
5439000	3/29/2008	77.6	77.6	0.2020	15.71	2949	24.9958%	Fecal		CFU/100 mL	200	283.2	86400	-	76,862.5
5439000	4/22/2008	77.6	77.6	0.2020	15.71	2949	24.9958%	Fecal		CFU/100 mL	200	283.2	86400	-	76,862.5
5439000	4/16/2012	77.6	77.6	0.2020	15.71	2949	24.9958%	Fecal		CFU/100 mL	200	283.2	86400	-	76,862.5
5439000	5/10/2020	77.6	77.6	0.2020	15.71	2949	24.9958%	Fecal		CFU/100 mL	200	283.2	86400	-	76,862.5
5439000	4/18/2002	77.4	77.4	0.2020	15.67	2954	25.0381%	Fecal		CFU/100 mL	200	283.2	86400	-	76,664.8
5439000	4/25/2010	77.4	77.4	0.2020	15.67	2954	25.0381%	Fecal		CFU/100 mL	200	283.2	86400	-	76,664.8
5439000	1/17/2016	77.4	77.4	0.2020	15.67	2954	25.0381%	Fecal		CFU/100 mL	200	283.2	86400	-	76,664.8
5439000	2/16/2019	77.4	77.4	0.2020	15.67	2954	25.0381%	Fecal		CFU/100 mL	200	283.2	86400	-	76,664.8
5439000	1/5/2007	77.3	77.3	0.2020	15.65	2958	25.0720%	Fecal		CFU/100 mL	200	283.2	86400	-	76,566.0
5439000	3/30/2008	77.3	77.3	0.2020	15.65	2958	25.0720%	Fecal		CFU/100 mL	200	283.2	86400	-	76,566.0
5439000	2/27/2012	77.3	77.3	0.2020	15.65	2958	25.0720%	Fecal		CFU/100 mL	200	283.2	86400	-	76,566.0
5439000	6/4/2015	77.3	77.3	0.2020	15.65	2958	25.0720%	Fecal		CFU/100 mL	200	283.2	86400	-	76,566.0
5439000	7/17/2007	77.2	77.2	0.2020	15.63	2962	25.1060%	Fecal		CFU/100 mL	200	283.2	86400	-	76,467.1
5439000	3/18/2020	77.2	77.2	0.2020	15.63	2962	25.1060%	Fecal		CFU/100 mL	200	283.2	86400	-	76,467.1
5439000	6/2/2020	77.2	77.2	0.2020	15.63	2962	25.1060%	Fecal		CFU/100 mL	200	283.2	86400	-	76,467.1
5439000	2/13/1990	77	77	0.2020	15.59	2965	25.1314%	Fecal		CFU/100 mL	200	283.2	86400	-	76,269.4
5439000	12/9/1990	77	77	0.2020	15.59	2965	25.1314%	Fecal		CFU/100 mL	200	283.2	86400	-	76,269.4
5439000	4/6/1991	77	77	0.2020	15.59	2965	25.1314%	Fecal		CFU/100 mL	200	283.2	86400	-	76,269.4
5439000	2/24/1992	77	77	0.2020	15.59	2965	25.1314%	Fecal		CFU/100 mL	200	283.2	86400	-	76,269.4
5439000	3/14/1992	77	77	0.2020	15.59	2965	25.1314%	Fecal		CFU/100 mL	200	283.2	86400	-	76,269.4
5439000	1/14/1993	77	77	0.2020	15.59	2965	25.1314%	Fecal		CFU/100 mL	200	283.2	86400	-	76,269.4
5439000	7/7/1993	77	77	0.2020	15.59	2965	25.1314%	Fecal		CFU/100 mL	200	283.2	86400	-	76,269.4
5439000	6/12/2001	77	77	0.2020	15.59	2965	25.1314%	Fecal		CFU/100 mL	200	283.2	86400	-	76,269.4
5439000	6/27/2009	77	77	0.2020	15.59	2965	25.1314%	Fecal		CFU/100 mL	200	283.2	86400	-	76,269.4
5439000	3/2/2019	77	77	0.2020	15.59	2965	25.1314%	Fecal		CFU/100 mL	200	283.2	86400	-	76,269.4
5439000	4/6/2004	76.9	76.9	0.2020	15.57	2975	25.2161%	Fecal		CFU/100 mL	200	283.2	86400	-	76,170.6
5439000	5/1/2015	76.9	76.9	0.2020	15.57	2975	25.2161%	Fecal		CFU/100 mL	200	283.2	86400	-	76,170.6
5439000	1/17/2020	76.9	76.9	0.2020	15.57	2975	25.2161%	Fecal		CFU/100 mL	200	283.2	86400	-	76,170.6
5439000	5/9/2020	76.9	76.9	0.2020	15.57	2975	25.2161%	Fecal		CFU/100 mL	200	283.2	86400	-	76,170.6
5439000	7/2/1994	76.8	76.8	0.2020	15.54	2979	25.2500%	Fecal		CFU/100 mL	200	283.2	86400	-	76,071.7
5439000	1/5/2010	76.8	76.8	0.2020	15.54	2979	25.2500%	Fecal		CFU/100 mL	200	283.2	86400	-	76,071.7
5439000	9/28/2008	76.6	76.6	0.2020	15.50	2981	25.2670%	Fecal		CFU/100 mL	200	283.2	86400	-	75,874.0
5439000	4/18/2009	76.6	76.6	0.2020	15.50	2981	25.2670%	Fecal		CFU/100 mL	200	283.2	86400	-	75,874.0
5439000	7/4/2018	76.6	76.6	0.2020	15.50	2981	25.2670%	Fecal		CFU/100 mL	200	283.2	86400	-	75,874.0
5439000	3/8/2005	76.5	76.5	0.2020	15.48	2986	25.3094%	Fecal		CFU/100 mL	200	283.2	86400	-	75,775.1
5439000	5/26/2006	76.5	76.5	0.2020	15.48	2986	25.3094%	Fecal		CFU/100 mL	200	283.2	86400	-	75,775.1
5439000	7/20/2015	76.5	76.5	0.2020	15.48	2986	25.3094%	Fecal		CFU/100 mL	200	283.2	86400	-	75,775.1
5439000	12/26/2016	76.5	76.5	0.2020	15.48	2986	25.3094%	Fecal		CFU/100 mL	200	283.2	86400	-	75,775.1
5439000	10/29/2017	76.5	76.5	0.2020	15.48	2986	25.3094%	Fecal		CFU/100 mL	200	283.2	86400	-	75,775.1

Gage ID	Date	Discharge (CFS)	Gage Discharge (less Surrogate NPDES) (CFS)	Watershed Area Ratio	Calculated flow (CFS)	Rank	Flow Exceedance %	Parameter	Results	Units (mg or micro_gram	Limit/Standard	100mL/CF	sec/day	Actual Load (million colonies/day)	Allowable Load (million colonies/day)
5439000	4/19/2019	76.5	76.5	0.2020	15.48	2986	25.3094%	Fecal		CFU/100 mL	200	283.2	86400	-	75,775.1
5439000	11/13/2019	76.5	76.5	0.2020	15.48	2986	25.3094%	Fecal		CFU/100 mL	200	283.2	86400	-	75,775.1
5439000	1/20/2007	76.4	76.4	0.2020	15.46	2993	25.3687%	Fecal		CFU/100 mL	200	283.2	86400	-	75,676.3
5439000	4/12/2009	76.4	76.4	0.2020	15.46	2993	25.3687%	Fecal		CFU/100 mL	200	283.2	86400	-	75,676.3
5439000	1/6/2020	76.4	76.4	0.2020	15.46	2993	25.3687%	Fecal		CFU/100 mL	200	283.2	86400	-	75,676.3
5439000	5/9/2013	76.3	76.3	0.2020	15.44	2996	25.3941%	Fecal		CFU/100 mL	200	283.2	86400	-	75,577.4
5439000	4/19/2002	76.2	76.2	0.2020	15.42	2997	25.4026%	Fecal		CFU/100 mL	200	283.2	86400	-	75,478.6
5439000	9/27/2011	76.2	76.2	0.2020	15.42	2997	25.4026%	Fecal		CFU/100 mL	200	283.2	86400	-	75,478.6
5439000	2/4/2012	76.2	76.2	0.2020	15.42	2997	25.4026%	Fecal		CFU/100 mL	200	283.2	86400	-	75,478.6
5439000	10/22/1993	76.1	76.1	0.2020	15.40	3000	25.4280%	Fecal		CFU/100 mL	200	283.2	86400	-	75,379.7
5439000	9/10/2007	76.1	76.1	0.2020	15.40	3000	25.4280%	Fecal		CFU/100 mL	200	283.2	86400	-	75,379.7
5439000	5/23/2010	76.1	76.1	0.2020	15.40	3000	25.4280%	Fecal		CFU/100 mL	200	283.2	86400	-	75,379.7
5439000	1/21/2020	76.1	76.1	0.2020	15.40	3000	25.4280%	Fecal		CFU/100 mL	200	283.2	86400	-	75,379.7
5439000	1/18/1990	76	76	0.2020	15.38	3004	25.4619%	Fecal		CFU/100 mL	200	283.2	86400	-	75,280.9
5439000	2/4/1990	76	76	0.2020	15.38	3004	25.4619%	Fecal		CFU/100 mL	200	283.2	86400	-	75,280.9
5439000	3/5/1991	76	76	0.2020	15.38	3004	25.4619%	Fecal		CFU/100 mL	200	283.2	86400	-	75,280.9
5439000	5/24/1991	76	76	0.2020	15.38	3004	25.4619%	Fecal		CFU/100 mL	200	283.2	86400	-	75,280.9
5439000	6/11/1991	76	76	0.2020	15.38	3004	25.4619%	Fecal		CFU/100 mL	200	283.2	86400	-	75,280.9
5439000	2/29/1992	76	76	0.2020	15.38	3004	25.4619%	Fecal		CFU/100 mL	200	283.2	86400	-	75,280.9
5439000	2/27/1995	76	76	0.2020	15.38	3004	25.4619%	Fecal		CFU/100 mL	200	283.2	86400	-	75,280.9
5439000	4/23/1995	76	76	0.2020	15.38	3004	25.4619%	Fecal		CFU/100 mL	200	283.2	86400	-	75,280.9
5439000	2/10/1996	76	76	0.2020	15.38	3004	25.4619%	Fecal		CFU/100 mL	200	283.2	86400	-	75,280.9
5439000	7/2/1996	76	76	0.2020	15.38	3004	25.4619%	Fecal		CFU/100 mL	200	283.2	86400	-	75,280.9
5439000	8/16/1996	76	76	0.2020	15.38	3004	25.4619%	Fecal		CFU/100 mL	200	283.2	86400	-	75,280.9
5439000	4/13/1997	76	76	0.2020	15.38	3004	25.4619%	Fecal		CFU/100 mL	200	283.2	86400	-	75,280.9
5439000	5/14/1997	76	76	0.2020	15.38	3004	25.4619%	Fecal		CFU/100 mL	200	283.2	86400	-	75,280.9
5439000	1/13/1998	76	76	0.2020	15.38	3004	25.4619%	Fecal		CFU/100 mL	200	283.2	86400	-	75,280.9
5439000	3/4/1998	76	76	0.2020	15.38	3004	25.4619%	Fecal		CFU/100 mL	200	283.2	86400	-	75,280.9
5439000	3/15/1998	76	76	0.2020	15.38	3004	25.4619%	Fecal		CFU/100 mL	200	283.2	86400	-	75,280.9
5439000	5/25/1998	76	76	0.2020	15.38	3004	25.4619%	Fecal		CFU/100 mL	200	283.2	86400	-	75,280.9
5439000	6/22/1998	76	76	0.2020	15.38	3004	25.4619%	Fecal		CFU/100 mL	200	283.2	86400	-	75,280.9
5439000	6/25/1999	76	76	0.2020	15.38	3004	25.4619%	Fecal		CFU/100 mL	200	283.2	86400	-	75,280.9
5439000	4/9/2001	76	76	0.2020	15.38	3004	25.4619%	Fecal		CFU/100 mL	200	283.2	86400	-	75,280.9
5439000	4/19/2001	76	76	0.2020	15.38	3004	25.4619%	Fecal		CFU/100 mL	200	283.2	86400	-	75,280.9
5439000	3/20/2011	76	76	0.2020	15.38	3004	25.4619%	Fecal		CFU/100 mL	200	283.2	86400	-	75,280.9
5439000	3/21/2011	76	76	0.2020	15.38	3004	25.4619%	Fecal		CFU/100 mL	200	283.2	86400	-	75,280.9
5439000	3/20/2022	76	76	0.1459	11.12	4079	34.5737%	Fecal		CFU/100 mL	200	283.2	86400	-	54,427.3
5439000	5/8/2002	75.9	75.9	0.2020	15.36	3027	25.6569%	Fecal		CFU/100 mL	200	283.2	86400	-	75,182.0
5439000	11/30/2009	75.9	75.9	0.2020	15.36	3027	25.6569%	Fecal		CFU/100 mL	200	283.2	86400	-	75,182.0
5439000	6/26/2016	75.9	75.9	0.2020	15.36	3027	25.6569%	Fecal		CFU/100 mL	200	283.2	86400	-	75,182.0
5439000	6/22/2019	75.8	75.8	0.2020	15.34	3030	25.6823%	Fecal		CFU/100 mL	200	283.2	86400	-	75,083.2
5439000	6/24/2019	75.8	75.8	0.2020	15.34	3030	25.6823%	Fecal		CFU/100 mL	200	283.2	86400	-	75,083.2
5439000	8/11/1994	75.7	75.7	0.2020	15.32	3032	25.6993%	Fecal		CFU/100 mL	200	283.2	86400	-	74,984.3
5439000	3/17/2002	75.7	75.7	0.2020	15.32	3032	25.6993%	Fecal		CFU/100 mL	200	283.2	86400	-	74,984.3
5439000	10/31/2008	75.7	75.7	0.2020	15.32	3032	25.6993%	Fecal		CFU/100 mL	200	283.2	86400	-	74,984.3
5439000	5/20/2014	75.7	75.7	0.2020	15.32	3032	25.6993%	Fecal		CFU/100 mL	200	283.2	86400	-	74,984.3
5439000	12/2/2016	75.7	75.7	0.2020	15.32	3032	25.6993%	Fecal		CFU/100 mL	200	283.2	86400	-	74,984.3
5439000	6/2/2008	75.6	75.6	0.2020	15.30	3037	25.7417%	Fecal		CFU/100 mL	200	283.2	86400	-	74,885.4
5439000	12/29/2006	75.5	75.5	0.2020	15.28	3038	25.7501%	Fecal		CFU/100 mL	200	283.2	86400	-	74,786.6
5439000	4/15/2010	75.4	75.4	0.2020	15.26	3039	25.7586%	Fecal		CFU/100 mL	200	283.2	86400	-	74,687.7
5439000	7/3/2015	75.4	75.4	0.2020	15.26	3039	25.7586%	Fecal		CFU/100 mL	200	283.2	86400	-	74,687.7
5439000	2/7/2017	75.4	75.4	0.2020	15.26	3039	25.7586%	Fecal		CFU/100 mL	200	283.2	86400	-	74,687.7
5439000	12/20/1993	75.3	75.3	0.2020	15.24	3042	25.7840%	Fecal		CFU/100 mL	200	283.2	86400	-	74,588.9
5439000	6/18/2010	75.3	75.3	0.2020	15.24	3042	25.7840%	Fecal		CFU/100 mL	200	283.2	86400	-	74,588.9
5439000	2/8/2020	75.3	75.3	0.2020	15.24	3042	25.7840%	Fecal		CFU/100 mL	200	283.2	86400	-	74,588.9
5439000	11/10/2009	75.2	75.2	0.2020	15.22	3045	25.8095%	Fecal		CFU/100 mL	200	283.2	86400	-	74,490.0
5439000	5/23/2015	75.2	75.2	0.2020	15.22	3045	25.8095%	Fecal		CFU/100 mL	200	283.2	86400	-	74,490.0
5439000	6/17/2018	75.1	75.1	0.2020	15.20	3047	25.8264%	Fecal		CFU/100 mL	200	283.2	86400	-	74,391.2
5439000	3/30/1990	75	75	0.2020	15.18	3048	25.8349%	Fecal		CFU/100 mL	200	283.2	86400	-	74,292.3
5439000	2/12/1991	75	75	0.2020	15.18	3048	25.8349%	Fecal		CFU/100 mL	200	283.2	86400	-	74,292.3
5439000	4/25/1991	75	75	0.2020	15.18	3048	25.8349%	Fecal		CFU/100 mL	200	283.2	86400	-	74,292.3
5439000	12/5/1991	75	75	0.2020	15.18	3048	25.8349%	Fecal		CFU/100 mL	200	283.2	86400	-	74,292.3
5439000	1/28/1993	75	75	0.2020	15.18	3048	25.8349%	Fecal		CFU/100 mL	200	283.2	86400	-	74,292.3
5439000	10/11/1993	75	75	0.2020	15.18	3048	25.8349%	Fecal		CFU/100 mL	200	283.2	86400	-	74,292.3
5439000	1/24/1995	75	75	0.2020	15.18	3048	25.8349%	Fecal		CFU/100 mL	200	283.2	86400	-	74,292.3
5439000	11/20/1995	75	75	0.2020	15.18	3048	25.8349%	Fecal		CFU/100 mL	200	283.2	86400	-	74,292.3
5439000	5/16/1996	75	75	0.2020	15.18	3048	25.8349%	Fecal		CFU/100 mL	200	283.2	86400	-	74,292.3
5439000	7/1/1996	75	75	0.2020	15.18	3048	25.8349%	Fecal		CFU/100 mL	200	283.2	86400	-	74,292.3
5439000	12/11/1998	75	75	0.2020	15.18	3048	25.8349%	Fecal		CFU/100 mL	200	283.2	86400	-	74,292.3
5439000	11/11/2000	75	75	0.2020	15.18	3048	25.8349%	Fecal		CFU/100 mL	200	283.2	86400	-	74,292.3
5439000	3/7/2001	75	75	0.2020	15.18	3048	25.8349%	Fecal		CFU/100 mL	200	283.2	86400	-	74,292.3
5439000	3/28/2010	75	75	0.2020	15.18	3048	25.8349%	Fecal		CFU/100 mL	200	283.2	86400	-	74,292.3
5439000	4/25/2008	74.8	74.8	0.2020	15.14	3062	25.9536%	Fecal		CFU/100 mL	200	283.2	86400	-	74,094.6
5439000	4/11/2011	74.7	74.7	0.2020	15.12	3063	25.9620%	Fecal		CFU/100 mL	200	283.2	86400	-	73,995.8
5439000	3/23/2013	74.7	74.7	0.2020	15.12	3063	25.9620%	Fecal		CFU/100 mL	200	283.2	86400	-	73,995.8
5439000	12/11/2018	74.7	74.7	0.2020	15.12	3063	25.9620%	Fecal		CFU/100 mL	200	283.2	86400	-	73,995.8
5439000	4/1/2019	74.6	74.6	0.2020	15.10	3066	25.9875%	Fecal		CFU/100 mL	200	283.2	86400	-	73,896.9
5439000	6/3/2020	74.6	74.6	0.2020	15.10	3066	25.9875%	Fecal		CFU/100 mL	200	283.2	86400	-	73,896.9
5439000	8/6/2007	74.5	74.5	0.2020	15.08	3068	26.0044%	Fecal		CFU/100 mL	200	283.2	86400	-	73,798.0
5439000	6/24/2011	74.5	74.5	0.2020	15.08	3068	26.0044%	Fecal		CFU/100 mL	200	283.2	86400	-	73,798.0
5439000	4/14/2021	74.5	74.5	0.2020	15.08	3068	26.0044%	Fecal		CFU/100 mL	200	283.2	86400	-	73,798.0
5439000	10/10/2008	74.4	74.4	0.2020	15.06	3071	26.0298%	Fecal		CFU/100 mL	200	283.2	86400	-	73,699.2
5439000	1/25/2019	74.4	74.4	0.2020	15.06	3071	26.0298%	Fecal		CFU/100 mL	200	283.2	86400	-	73,699.2
5439000	3/11/2004	74.3	74.3	0.2020	15.04	3073	26.0468%	Fecal		CFU/100 mL	200	283.2	86400	-	73,600.3
5439000	4/18/2006	74.3	74.3	0.2020	15.04	3073	26.0468%	Fecal		CFU/100 mL	200	283.2	86400	-	73,600.3
5439000	3/11/1994	74.2	74.2	0.2020	15.02	3075	26.0637%	Fecal		CFU/100 mL	200	283.2	86400	-	73,501.5
5439000	1/16/2016	74.2	74.2	0.2020	15.02	3075	26.0637%	Fecal		CFU/100 mL	200	283.2	86400	-	73,501.5
5439000	11/14/2019	74.2	74.2	0.2020	15.02	3075	26.0637%	Fecal		CFU/100 mL	200	283.2	86400	-	73,501.5
5439000	5/18/2006	74.1	74.1	0.2020	15.00	3078	26.0892%	Fecal		CFU/100 mL	200	283.2	86400	-	73,402.6
5439000	7/1/2010	74.1	74.1	0.2020	15.00	3078	26.0892%	Fecal		CFU/100 mL	200	283.2	86400	-	73,402.6
5439000	12/25/2011	74.1	74.1	0.2020	15.00	3078	26.0892%	Fecal		CFU/100 mL	200	283.2	86400	-	73,402.6
5439000	12/11/2015	74.1	74.1	0.2020	15.00	3078	26.0892%	Fecal		CFU/100 mL	200	283.2	86400	-	73,402.6
5439000	6/19/2016	74.1	74.1	0.2020	15.00	3078	26.0892%	Fecal		CFU/100 mL	200	283.2	86400	-	73,402.6
5439000	2/16/1990	74	74	0.2020	14.98	3083	26.1315%	Fecal		CFU/100 mL	200	283.2	86400	-	73,303.8
5439000	5/30/1990	74	74	0.2020	14.98	3083	26.1315%	Fecal		CFU/100 mL	200	283.2	86400	-	73,303.8
5439000	6/16/1990	74	74	0.2020	14.98	3083	26.1315%	Fecal		CFU/100 mL	200	283.2	86400	-	73,303.8
5439000	8/24/1990	74	74	0.2020	14.98	3083	26.1315%	Fecal		CFU/100 mL	200	283.2	86400	-	73,303.8
5439000	12/22/1990	74	74	0.2020	14.98	3083	26.1315%	Fecal		CFU/100 mL	200	283.2	86400	-	73,303.8
5439000	2/11/1991	74	74	0.2020	14.98	3083	26.1315%	Fecal		CFU/100 mL	200	283.2	86400	-	73,303.8
5439000	4/27/1991	74	74	0.2020	14.98	3083	26.1315%	Fecal		CFU/100 mL	200	283.2	86400	-	73,303.8
5439000	3/1/1992	74	74	0.2020	14.98	3083	26.1315%	Fecal		CFU/100 mL	200	283.2	86400	-	73,303.8
5439000	5/15/1993	74	74	0.2020	14.98	3083	26.1315%	Fecal		CFU/100 mL	200	283.2	86400	-	73,303.8
5439000	11/19/1994	74	74	0.2020	14.98	3083	26.1315%	Fecal		CFU/100 mL	200	283.2	86400	-	73,303.8
5439000	11/21/1994	74	74	0.2020	14.98	3083	26.1315%	Fecal		CFU/100 mL	200	283.2	86400	-	73,303.8
5439000	6/12/1995	74	74	0.2020	14.98	3083	26.1315%	Fecal		CFU/100 mL	200	283.2	86400	-	73,303.8
5439000	7/5/1995	74	74	0.2020	14.98	3083	26.1315%	Fecal		CFU/100 mL	200	283.2	86400	-	73,303.8
5439000	5/21/1997	74	74	0.2020	14.98	3083	26.1315%	Fecal		CFU/100 mL	200	283.2	86400	-	73,303.8
5439000	5/27/1997	74	74	0.2020	14.98	3083	26.1315%	Fecal		CFU/100 mL	200	283.2	86400	-	73,303.8
5439000	3/23/1999	74	74	0.2020	14.98	3083	26.1315%	Fecal		CFU/100 mL	200	283.2	86400	-	73,303.8
5439000	4/9/2007	74	74	0.2020	14.98	3083	26.1315%	Fecal		CFU/100 mL	200	283.2	86400	-	73,303.8
5439000	11/19/2019	74	74	0.2020	14.98	3083	26.1315%	Fecal		CFU/100 mL	200	283.2	86400	-	73,303.8
5439000	3/13/2006	73.9	73.9	0.2020	14.96	3101	26.2841%	Fecal		CFU/100 mL	200	283.2	86400	-	73,204.9
5439000	3/21/2016	73.9	73.9	0.2020	14.96	3101	26.2841%	Fecal		CFU/100 mL	200	283.2	86400	-	73,204.9
5439000	1/30/2017	73.9	73.9	0.2020	14.96	3101	26.2841%	Fecal		CFU/100 mL	200	283.2	86400	-	73,204.9
5439000	10/20/2017	73.9	73.9	0.2020	14.96	3101	26.2841%	Fecal		CFU/100 mL	200	283.2	86400	-	73,204.9
5439000	10/7/2018	73.9	73.9	0.2020	14.96	3101	26.2841%	Fecal		CFU/100 mL	200	283.2	86400	-	73,204.9
5439000	3/28/2011	73.8	73.8	0.2020	14.94	3106	26.3265%	Fecal		CFU/100 mL	200	283.2	86400	-	73,106.1
5439000	12/6/2019	73.8	73.8	0.2020	14.94	3106	26.3265%	Fecal		CFU/100 mL	200	283.2	86400	-	73,106.1
5439000	4/14/2015	73.7	73.7	0.2020	14.92	3108	26.3434%	Fecal		CFU/100 mL	200	283.2	86400	-	73,007.2
5439000	6/7/2015	73.7	73.7	0.2020	14.92	3108	26.3434%	Fecal		CFU/100 mL	200	283.2	86400	-	73,007.2
5439000	6/6/2016	73.7	73.7	0.2020	14.92	3108	26.3434%	Fecal		CFU/100 mL	200	283.2	86400	-	73,007.2
5439000	4/2/2019	73.7	73.7	0.2020	14.92	3108	26.3434%	Fecal		CFU/100 mL	200	283.2	86400	-	73,007.2
5439000	2/23/2020	73.7	73.7	0.2020	14.92	3108	26.3434%	Fecal		CFU/100 mL	200	283.2	86400	-	73,007.2
5439000	2/1/2019	73.6	73.6	0.2020	14.90	3113	26.3858%	Fecal		CFU/100 mL	200	283.2	86400	-	72,908.4
5439000	5/3/2006	73.5	73.5	0.2020	14.88	3114	26.3943%	Fecal		CFU/100 mL	200	283.2	86400	-	72,809.5

Gage ID	Date	Discharge (CFS)	Gage Discharge (less Surrogate NPDES) (CFS)	Watershed Area Ratio	Calculated flow (CFS)	Rank	Flow Exceedance %	Parameter	Results	Units (mg or micro_gram	Limit/Standard	100mL/CF	sec/day	Actual Load (million colonies/day)	Allowable Load (million colonies/day)
5439000	5/28/2006	73.5	73.5	0.2020	14.88	3114	26.3943%	Fecal		CFU/100 mL	200	283.2	86400	-	72,809.5
5439000	2/6/2012	73.4	73.4	0.2020	14.86	3116	26.4113%	Fecal		CFU/100 mL	200	283.2	86400	-	72,710.6
5439000	10/16/2014	73.4	73.4	0.2020	14.86	3116	26.4113%	Fecal		CFU/100 mL	200	283.2	86400	-	72,710.6
5439000	10/10/2018	73.4	73.4	0.2020	14.86	3116	26.4113%	Fecal		CFU/100 mL	200	283.2	86400	-	72,710.6
5439000	3/7/2005	73.3	73.3	0.2020	14.84	3119	26.4367%	Fecal		CFU/100 mL	200	283.2	86400	-	72,611.8
5439000	4/17/2014	73.2	73.2	0.2020	14.82	3120	26.4452%	Fecal		CFU/100 mL	200	283.2	86400	-	72,512.9
5439000	3/6/2019	73.2	73.2	0.2020	14.82	3120	26.4452%	Fecal		CFU/100 mL	200	283.2	86400	-	72,512.9
5439000	6/12/2006	73.1	73.1	0.2020	14.80	3122	26.4621%	Fecal		CFU/100 mL	200	283.2	86400	-	72,414.1
5439000	3/15/2012	73.1	73.1	0.2020	14.80	3122	26.4621%	Fecal		CFU/100 mL	200	283.2	86400	-	72,414.1
5439000	3/6/2017	73.1	73.1	0.2020	14.80	3122	26.4621%	Fecal		CFU/100 mL	200	283.2	86400	-	72,414.1
5439000	4/27/2020	73.1	73.1	0.2020	14.80	3122	26.4621%	Fecal		CFU/100 mL	200	283.2	86400	-	72,414.1
5439000	11/9/1990	73	73	0.2020	14.78	3126	26.4960%	Fecal		CFU/100 mL	200	283.2	86400	-	72,315.2
5439000	3/6/1991	73	73	0.2020	14.78	3126	26.4960%	Fecal		CFU/100 mL	200	283.2	86400	-	72,315.2
5439000	4/7/1991	73	73	0.2020	14.78	3126	26.4960%	Fecal		CFU/100 mL	200	283.2	86400	-	72,315.2
5439000	11/7/1992	73	73	0.2020	14.78	3126	26.4960%	Fecal		CFU/100 mL	200	283.2	86400	-	72,315.2
5439000	12/29/1992	73	73	0.2020	14.78	3126	26.4960%	Fecal		CFU/100 mL	200	283.2	86400	-	72,315.2
5439000	12/1/1994	73	73	0.2020	14.78	3126	26.4960%	Fecal		CFU/100 mL	200	283.2	86400	-	72,315.2
5439000	1/2/1995	73	73	0.2020	14.78	3126	26.4960%	Fecal		CFU/100 mL	200	283.2	86400	-	72,315.2
5439000	2/21/1998	73	73	0.2020	14.78	3126	26.4960%	Fecal		CFU/100 mL	200	283.2	86400	-	72,315.2
5439000	3/16/1998	73	73	0.2020	14.78	3126	26.4960%	Fecal		CFU/100 mL	200	283.2	86400	-	72,315.2
5439000	2/19/1999	73	73	0.2020	14.78	3126	26.4960%	Fecal		CFU/100 mL	200	283.2	86400	-	72,315.2
5439000	5/26/1999	73	73	0.2020	14.78	3126	26.4960%	Fecal		CFU/100 mL	200	283.2	86400	-	72,315.2
5439000	3/8/2001	73	73	0.2020	14.78	3126	26.4960%	Fecal		CFU/100 mL	200	283.2	86400	-	72,315.2
5439000	4/20/2001	73	73	0.2020	14.78	3126	26.4960%	Fecal		CFU/100 mL	200	283.2	86400	-	72,315.2
5439000	6/19/2002	73	73	0.2020	14.78	3126	26.4960%	Fecal		CFU/100 mL	200	283.2	86400	-	72,315.2
5439000	1/4/2007	73	73	0.2020	14.78	3126	26.4960%	Fecal		CFU/100 mL	200	283.2	86400	-	72,315.2
5439000	11/17/2008	73	73	0.2020	14.78	3126	26.4960%	Fecal		CFU/100 mL	200	283.2	86400	-	72,315.2
5439000	3/21/2013	73	73	0.2020	14.78	3126	26.4960%	Fecal		CFU/100 mL	200	283.2	86400	-	72,315.2
5439000	3/19/2015	73	73	0.2020	14.78	3126	26.4960%	Fecal		CFU/100 mL	200	283.2	86400	-	72,315.2
5439000	5/27/2007	72.9	72.9	0.2020	14.76	3144	26.6486%	Fecal		CFU/100 mL	200	283.2	86400	-	72,216.4
5439000	5/25/2003	72.8	72.8	0.2020	14.74	3145	26.6571%	Fecal		CFU/100 mL	200	283.2	86400	-	72,117.5
5439000	11/15/2011	72.8	72.8	0.2020	14.74	3145	26.6571%	Fecal		CFU/100 mL	200	283.2	86400	-	72,117.5
5439000	1/22/2016	72.8	72.8	0.2020	14.74	3145	26.6571%	Fecal		CFU/100 mL	200	283.2	86400	-	72,117.5
5439000	12/2/1993	72.7	72.7	0.2020	14.72	3148	26.6825%	Fecal		CFU/100 mL	200	283.2	86400	-	72,018.7
5439000	4/27/2004	72.7	72.7	0.2020	14.72	3148	26.6825%	Fecal		CFU/100 mL	200	283.2	86400	-	72,018.7
5439000	9/11/2007	72.7	72.7	0.2020	14.72	3148	26.6825%	Fecal		CFU/100 mL	200	283.2	86400	-	72,018.7
5439000	3/4/2019	72.7	72.7	0.2020	14.72	3148	26.6825%	Fecal		CFU/100 mL	200	283.2	86400	-	72,018.7
5439000	7/21/2019	72.6	72.6	0.2020	14.70	3152	26.7164%	Fecal		CFU/100 mL	200	283.2	86400	-	71,919.8
5439000	11/20/2019	72.6	72.6	0.2020	14.70	3152	26.7164%	Fecal		CFU/100 mL	200	283.2	86400	-	71,919.8
5439000	2/26/2002	72.5	72.5	0.2020	14.68	3154	26.7333%	Fecal		CFU/100 mL	200	283.2	86400	-	71,821.0
5439000	5/19/2008	72.5	72.5	0.2020	14.68	3154	26.7333%	Fecal		CFU/100 mL	200	283.2	86400	-	71,821.0
5439000	2/28/2005	72.4	72.4	0.2020	14.66	3156	26.7503%	Fecal		CFU/100 mL	200	283.2	86400	-	71,722.1
5439000	4/22/2002	72.3	72.3	0.2020	14.64	3157	26.7588%	Fecal		CFU/100 mL	200	283.2	86400	-	71,623.2
5439000	6/2/2017	72.3	72.3	0.2020	14.64	3157	26.7588%	Fecal		CFU/100 mL	200	283.2	86400	-	71,623.2
5439000	5/27/2018	72.3	72.3	0.2020	14.64	3157	26.7588%	Fecal		CFU/100 mL	200	283.2	86400	-	71,623.2
5439000	1/13/2019	72.3	72.3	0.2020	14.64	3157	26.7588%	Fecal		CFU/100 mL	200	283.2	86400	-	71,623.2
5439000	3/2/2020	72.3	72.3	0.2020	14.64	3157	26.7588%	Fecal		CFU/100 mL	200	283.2	86400	-	71,623.2
5439000	5/12/2011	72.2	72.2	0.2020	14.62	3162	26.8012%	Fecal		CFU/100 mL	200	283.2	86400	-	71,524.4
5439000	2/3/2012	72.1	72.1	0.2020	14.60	3163	26.8096%	Fecal		CFU/100 mL	200	283.2	86400	-	71,425.5
5439000	2/10/2013	72.1	72.1	0.2020	14.60	3163	26.8096%	Fecal		CFU/100 mL	200	283.2	86400	-	71,425.5
5439000	6/25/1990	72	72	0.2020	14.58	3165	26.8266%	Fecal		CFU/100 mL	200	283.2	86400	-	71,326.7
5439000	5/9/1991	72	72	0.2020	14.58	3165	26.8266%	Fecal		CFU/100 mL	200	283.2	86400	-	71,326.7
5439000	4/25/1992	72	72	0.2020	14.58	3165	26.8266%	Fecal		CFU/100 mL	200	283.2	86400	-	71,326.7
5439000	9/9/1992	72	72	0.2020	14.58	3165	26.8266%	Fecal		CFU/100 mL	200	283.2	86400	-	71,326.7
5439000	12/8/1992	72	72	0.2020	14.58	3165	26.8266%	Fecal		CFU/100 mL	200	283.2	86400	-	71,326.7
5439000	8/1/1993	72	72	0.2020	14.58	3165	26.8266%	Fecal		CFU/100 mL	200	283.2	86400	-	71,326.7
5439000	9/21/1993	72	72	0.2020	14.58	3165	26.8266%	Fecal		CFU/100 mL	200	283.2	86400	-	71,326.7
5439000	3/18/1995	72	72	0.2020	14.58	3165	26.8266%	Fecal		CFU/100 mL	200	283.2	86400	-	71,326.7
5439000	3/28/1995	72	72	0.2020	14.58	3165	26.8266%	Fecal		CFU/100 mL	200	283.2	86400	-	71,326.7
5439000	3/29/1995	72	72	0.2020	14.58	3165	26.8266%	Fecal		CFU/100 mL	200	283.2	86400	-	71,326.7
5439000	3/30/1995	72	72	0.2020	14.58	3165	26.8266%	Fecal		CFU/100 mL	200	283.2	86400	-	71,326.7
5439000	11/17/1995	72	72	0.2020	14.58	3165	26.8266%	Fecal		CFU/100 mL	200	283.2	86400	-	71,326.7
5439000	5/6/1997	72	72	0.2020	14.58	3165	26.8266%	Fecal		CFU/100 mL	200	283.2	86400	-	71,326.7
5439000	5/26/1998	72	72	0.2020	14.58	3165	26.8266%	Fecal		CFU/100 mL	200	283.2	86400	-	71,326.7
5439000	3/29/2001	72	72	0.2020	14.58	3165	26.8266%	Fecal		CFU/100 mL	200	283.2	86400	-	71,326.7
5439000	4/8/2001	72	72	0.2020	14.58	3165	26.8266%	Fecal		CFU/100 mL	200	283.2	86400	-	71,326.7
5439000	1/6/2007	72	72	0.2020	14.58	3165	26.8266%	Fecal		CFU/100 mL	200	283.2	86400	-	71,326.7
5439000	6/28/2009	72	72	0.2020	14.58	3165	26.8266%	Fecal		CFU/100 mL	200	283.2	86400	-	71,326.7
5439000	7/17/2014	72	72	0.2020	14.58	3165	26.8266%	Fecal		CFU/100 mL	200	283.2	86400	-	71,326.7
5439000	10/23/1993	71.9	71.9	0.2020	14.56	3184	26.9876%	Fecal		CFU/100 mL	200	283.2	86400	-	71,227.8
5439000	3/10/2018	71.9	71.9	0.2020	14.56	3184	26.9876%	Fecal		CFU/100 mL	200	283.2	86400	-	71,227.8
5439000	6/19/2007	71.8	71.8	0.2020	14.53	3186	27.0046%	Fecal		CFU/100 mL	200	283.2	86400	-	71,129.0
5439000	1/6/2010	71.8	71.8	0.2020	14.53	3186	27.0046%	Fecal		CFU/100 mL	200	283.2	86400	-	71,129.0
5439000	5/8/2011	71.8	71.8	0.2020	14.53	3186	27.0046%	Fecal		CFU/100 mL	200	283.2	86400	-	71,129.0
5439000	7/9/2013	71.6	71.6	0.2020	14.49	3190	27.0385%	Fecal		CFU/100 mL	200	283.2	86400	-	70,931.3
5439000	6/8/2015	71.6	71.6	0.2020	14.49	3190	27.0385%	Fecal		CFU/100 mL	200	283.2	86400	-	70,931.3
5439000	4/16/2010	71.5	71.5	0.2020	14.47	3192	27.0554%	Fecal		CFU/100 mL	200	283.2	86400	-	70,832.4
5439000	5/2/2015	71.5	71.5	0.2020	14.47	3192	27.0554%	Fecal		CFU/100 mL	200	283.2	86400	-	70,832.4
5439000	2/5/2016	71.5	71.5	0.2020	14.47	3192	27.0554%	Fecal		CFU/100 mL	200	283.2	86400	-	70,832.4
5439000	3/22/2016	71.5	71.5	0.2020	14.47	3192	27.0554%	Fecal		CFU/100 mL	200	283.2	86400	-	70,832.4
5439000	11/5/2017	71.5	71.5	0.2020	14.47	3192	27.0554%	Fecal		CFU/100 mL	200	283.2	86400	-	70,832.4
5439000	1/7/2020	71.5	71.5	0.2020	14.47	3192	27.0554%	Fecal		CFU/100 mL	200	283.2	86400	-	70,832.4
5439000	3/18/2002	71.4	71.4	0.2020	14.45	3198	27.1063%	Fecal		CFU/100 mL	200	283.2	86400	-	70,733.6
5439000	3/6/2022	71.4	71.4	0.1459	10.45	4312	36.5486%	Fecal		CFU/100 mL	200	283.2	86400	-	51,142.2
5439000	3/28/2022	71.4	71.4	0.1459	10.45	4312	36.5486%	Fecal		CFU/100 mL	200	283.2	86400	-	51,142.2
5439000	11/18/2017	71.3	71.3	0.2020	14.43	3199	27.1148%	Fecal		CFU/100 mL	200	283.2	86400	-	70,634.7
5439000	11/18/2019	71.3	71.3	0.2020	14.43	3199	27.1148%	Fecal		CFU/100 mL	200	283.2	86400	-	70,634.7
5439000	5/17/2006	71.2	71.2	0.2020	14.41	3202	27.1402%	Fecal		CFU/100 mL	200	283.2	86400	-	70,535.8
5439000	12/30/2006	71.2	71.2	0.2020	14.41	3202	27.1402%	Fecal		CFU/100 mL	200	283.2	86400	-	70,535.8
5439000	2/22/1990	71	71	0.2020	14.37	3204	27.1571%	Fecal		CFU/100 mL	200	283.2	86400	-	70,338.1
5439000	7/4/1990	71	71	0.2020	14.37	3204	27.1571%	Fecal		CFU/100 mL	200	283.2	86400	-	70,338.1
5439000	4/26/1991	71	71	0.2020	14.37	3204	27.1571%	Fecal		CFU/100 mL	200	283.2	86400	-	70,338.1
5439000	6/9/1991	71	71	0.2020	14.37	3204	27.1571%	Fecal		CFU/100 mL	200	283.2	86400	-	70,338.1
5439000	11/20/1994	71	71	0.2020	14.37	3204	27.1571%	Fecal		CFU/100 mL	200	283.2	86400	-	70,338.1
5439000	4/24/1995	71	71	0.2020	14.37	3204	27.1571%	Fecal		CFU/100 mL	200	283.2	86400	-	70,338.1
5439000	7/4/1995	71	71	0.2020	14.37	3204	27.1571%	Fecal		CFU/100 mL	200	283.2	86400	-	70,338.1
5439000	12/16/1996	71	71	0.2020	14.37	3204	27.1571%	Fecal		CFU/100 mL	200	283.2	86400	-	70,338.1
5439000	2/23/2001	71	71	0.2020	14.37	3204	27.1571%	Fecal		CFU/100 mL	200	283.2	86400	-	70,338.1
5439000	5/16/2006	71	71	0.2020	14.37	3204	27.1571%	Fecal		CFU/100 mL	200	283.2	86400	-	70,338.1
5439000	4/20/2022	71	71	0.1459	10.39	4323	36.6418%	Fecal		CFU/100 mL	200	283.2	86400	-	50,856.5
5439000	11/11/2009	70.9	70.9	0.2020	14.35	3214	27.2419%	Fecal		CFU/100 mL	200	283.2	86400	-	70,239.3
5439000	5/25/2010	70.8	70.8	0.2020	14.33	3215	27.2504%	Fecal		CFU/100 mL	200	283.2	86400	-	70,140.4
5439000	3/2/2021	70.8	70.8	0.2020	14.33	3215	27.2504%	Fecal		CFU/100 mL	200	283.2	86400	-	70,140.4
5439000	12/1/2009	70.7	70.7	0.2020	14.31	3217	27.2673%	Fecal		CFU/100 mL	200	283.2	86400	-	70,041.6
5439000	6/4/2020	70.6	70.6	0.2020	14.29	3218	27.2758%	Fecal		CFU/100 mL	200	283.2	86400	-	69,942.7
5439000	6/23/2021	70.6	70.6	0.2020	14.29	3218	27.2758%	Fecal		CFU/100 mL	200	283.2	86400	-	69,942.7
5439000	5/11/2020	70.5	70.5	0.2020	14.27	3220	27.2928%	Fecal		CFU/100 mL	200	283.2	86400	-	69,843.9
5439000	2/20/2009	70.4	70.4	0.2020	14.25	3221	27.3012%	Fecal		CFU/100 mL	200	283.2	86400	-	69,745.0
5439000	1/22/2012	70.4	70.4	0.2020	14.25	3221	27.3012%	Fecal		CFU/100 mL	200	283.2	86400	-	69,745.0
5439000	1/31/2017	70.4	70.4	0.2020	14.25	3221	27.3012%	Fecal		CFU/100 mL	200	283.2	86400	-	69,745.0
5439000	6/10/2020	70.4	70.4	0.2020	14.25	3221	27.3012%	Fecal		CFU/100 mL	200	283.2	86400	-	69,745.0
5439000	7/11/2015	70.2	70.2	0.2020	14.21	3225	27.3351%	Fecal		CFU/100 mL	200	283.2	86400	-	69,547.3
5439000	2/8/2017	70.2	70.2	0.2020	14.21	3225	27.3351%	Fecal		CFU/100 mL	200	283.2	86400	-	69,547.3
5439000	4/13/2020	70.2	70.2	0.2020	14.21	3225	27.3351%	Fecal		CFU/100 mL	200	283.2	86400	-	69,547.3
5439000	4/20/2002	70.1	70.1	0.2020	14.19	3228	27.3606%	Fecal		CFU/100 mL	200	283.2	86400	-	69,448.4
5439000	3/1/2019	70.1	70.1	0.2020	14.19	3228	27.3606%	Fecal		CFU/100 mL	200	283.2	86400	-	69,448.4
5439000	4/10/2020	70.1	70.1	0.2020	14.19	3228	27.3606%	Fecal		CFU/100 mL	200	283.2	86400	-	69,448.4
5439000	3/1/2022	70.1	70.1	0.1459	10.26	4373	37.0656%	Fecal		CFU/100 mL	200	283.2	86400	-	50,213.7
5439000	3/31/1990	70	70	0.2020	14.17	3231	27.3860%	Fecal		CFU/100 mL	200	283.2	86400	-	69,349.6
5439000	4/1/1990	70	70	0.2020	14.17	3231	27.3860%	Fecal		CFU/100 mL	200	283.2	86400	-	69,349.6
5439000	4/17/1990	70	70	0.2020	14.17	3231	27.3860%	Fecal		CFU/100 mL	200	283.2	86400	-	69,349.6
5439000	5/31/1990	70	70	0.2020	14.17	3231	27.3860%	Fecal		CFU/100 mL	200	283.2	86400	-	69,349.6
5439000	8/19/1990	70	70	0.2020	14.17	3231	27.3860%	Fecal		CFU/100 mL	200	283.2	86400	-	69,349.6
5439000	2/21/1991	70	70	0.2020	14.17	3231	27.3860%	Fecal		CFU/100 mL	200	283.2	86400	-	69,349.6
5439000	12/7/1991	70	70	0.2020	14.17	3231	27.3860%	Fecal		CFU/100 mL	200	283.2	86400	-	69,349.6

Gage ID	Date	Discharge (CFS)	Gage Discharge (less Surrogate NPDES) (CFS)	Watershed Area Ratio	Calculated flow (CFS)	Rank	Flow Exceedance %	Parameter	Results	Units (mg or micro_gram	Limit/Standard	100mL/CF	sec/day	Actual Load (million colonies/day)	Allowable Load (million colonies/day)
5439000	1/18/1992	70	70	0.2020	14.17	3231	27.3860%	Fecal		CFU/100 mL	200	283.2	86400	-	69,349.6
5439000	11/9/1992	70	70	0.2020	14.17	3231	27.3860%	Fecal		CFU/100 mL	200	283.2	86400	-	69,349.6
5439000	12/27/1992	70	70	0.2020	14.17	3231	27.3860%	Fecal		CFU/100 mL	200	283.2	86400	-	69,349.6
5439000	1/15/1993	70	70	0.2020	14.17	3231	27.3860%	Fecal		CFU/100 mL	200	283.2	86400	-	69,349.6
5439000	10/5/1993	70	70	0.2020	14.17	3231	27.3860%	Fecal		CFU/100 mL	200	283.2	86400	-	69,349.6
5439000	10/9/1993	70	70	0.2020	14.17	3231	27.3860%	Fecal		CFU/100 mL	200	283.2	86400	-	69,349.6
5439000	3/25/1994	70	70	0.2020	14.17	3231	27.3860%	Fecal		CFU/100 mL	200	283.2	86400	-	69,349.6
5439000	1/7/1995	70	70	0.2020	14.17	3231	27.3860%	Fecal		CFU/100 mL	200	283.2	86400	-	69,349.6
5439000	1/25/1995	70	70	0.2020	14.17	3231	27.3860%	Fecal		CFU/100 mL	200	283.2	86400	-	69,349.6
5439000	2/19/1995	70	70	0.2020	14.17	3231	27.3860%	Fecal		CFU/100 mL	200	283.2	86400	-	69,349.6
5439000	5/5/1995	70	70	0.2020	14.17	3231	27.3860%	Fecal		CFU/100 mL	200	283.2	86400	-	69,349.6
5439000	3/25/1997	70	70	0.2020	14.17	3231	27.3860%	Fecal		CFU/100 mL	200	283.2	86400	-	69,349.6
5439000	3/29/1997	70	70	0.2020	14.17	3231	27.3860%	Fecal		CFU/100 mL	200	283.2	86400	-	69,349.6
5439000	4/16/1997	70	70	0.2020	14.17	3231	27.3860%	Fecal		CFU/100 mL	200	283.2	86400	-	69,349.6
5439000	5/2/1997	70	70	0.2020	14.17	3231	27.3860%	Fecal		CFU/100 mL	200	283.2	86400	-	69,349.6
5439000	7/10/1998	70	70	0.2020	14.17	3231	27.3860%	Fecal		CFU/100 mL	200	283.2	86400	-	69,349.6
5439000	5/31/1999	70	70	0.2020	14.17	3231	27.3860%	Fecal		CFU/100 mL	200	283.2	86400	-	69,349.6
5439000	3/11/2001	70	70	0.2020	14.17	3231	27.3860%	Fecal		CFU/100 mL	200	283.2	86400	-	69,349.6
5439000	5/6/2007	70	70	0.2020	14.17	3231	27.3860%	Fecal		CFU/100 mL	200	283.2	86400	-	69,349.6
5439000	4/24/2002	69.9	69.9	0.2020	14.15	3257	27.6064%	Fecal		CFU/100 mL	200	283.2	86400	-	69,250.7
5439000	7/11/2014	69.9	69.9	0.2020	14.15	3257	27.6064%	Fecal		CFU/100 mL	200	283.2	86400	-	69,250.7
5439000	4/30/2016	69.9	69.9	0.2020	14.15	3257	27.6064%	Fecal		CFU/100 mL	200	283.2	86400	-	69,250.7
5439000	12/12/2018	69.9	69.9	0.2020	14.15	3257	27.6064%	Fecal		CFU/100 mL	200	283.2	86400	-	69,250.7
5439000	4/19/2022	69.9	69.9	0.1459	10.23	4378	37.1080%	Fecal		CFU/100 mL	200	283.2	86400	-	50,070.9
5439000	10/3/2008	69.7	69.7	0.2020	14.11	3261	27.6403%	Fecal		CFU/100 mL	200	283.2	86400	-	69,053.0
5439000	4/12/2016	69.7	69.7	0.2020	14.11	3261	27.6403%	Fecal		CFU/100 mL	200	283.2	86400	-	69,053.0
5439000	2/9/2020	69.7	69.7	0.2020	14.11	3261	27.6403%	Fecal		CFU/100 mL	200	283.2	86400	-	69,053.0
5439000	2/5/2005	69.6	69.6	0.2020	14.09	3264	27.6657%	Fecal		CFU/100 mL	200	283.2	86400	-	68,954.2
5439000	6/18/2008	69.6	69.6	0.2020	14.09	3264	27.6657%	Fecal		CFU/100 mL	200	283.2	86400	-	68,954.2
5439000	12/27/2011	69.5	69.5	0.2020	14.07	3266	27.6827%	Fecal		CFU/100 mL	200	283.2	86400	-	68,855.3
5439000	5/14/2012	69.5	69.5	0.2020	14.07	3266	27.6827%	Fecal		CFU/100 mL	200	283.2	86400	-	68,855.3
5439000	3/8/2017	69.5	69.5	0.2020	14.07	3266	27.6827%	Fecal		CFU/100 mL	200	283.2	86400	-	68,855.3
5439000	12/9/2019	69.5	69.5	0.2020	14.07	3266	27.6827%	Fecal		CFU/100 mL	200	283.2	86400	-	68,855.3
5439000	7/4/2015	69.4	69.4	0.2020	14.05	3270	27.7166%	Fecal		CFU/100 mL	200	283.2	86400	-	68,756.5
5439000	12/8/2019	69.4	69.4	0.2020	14.05	3270	27.7166%	Fecal		CFU/100 mL	200	283.2	86400	-	68,756.5
5439000	10/24/1993	69.3	69.3	0.2020	14.03	3272	27.7335%	Fecal		CFU/100 mL	200	283.2	86400	-	68,657.6
5439000	1/3/2007	69.3	69.3	0.2020	14.03	3272	27.7335%	Fecal		CFU/100 mL	200	283.2	86400	-	68,657.6
5439000	7/28/2007	69.3	69.3	0.2020	14.03	3272	27.7335%	Fecal		CFU/100 mL	200	283.2	86400	-	68,657.6
5439000	3/19/2022	69.3	69.3	0.1459	10.14	4394	37.2436%	Fecal		CFU/100 mL	200	283.2	86400	-	49,642.4
5439000	4/7/2004	69.2	69.2	0.2020	14.01	3275	27.7589%	Fecal		CFU/100 mL	200	283.2	86400	-	68,558.8
5439000	1/8/2009	69.2	69.2	0.2020	14.01	3275	27.7589%	Fecal		CFU/100 mL	200	283.2	86400	-	68,558.8
5439000	7/12/2010	69.2	69.2	0.2020	14.01	3275	27.7589%	Fecal		CFU/100 mL	200	283.2	86400	-	68,558.8
5439000	7/5/2018	69.2	69.2	0.2020	14.01	3275	27.7589%	Fecal		CFU/100 mL	200	283.2	86400	-	68,558.8
5439000	11/15/2019	69.2	69.2	0.2020	14.01	3275	27.7589%	Fecal		CFU/100 mL	200	283.2	86400	-	68,558.8
5439000	11/17/2019	69.2	69.2	0.2020	14.01	3275	27.7589%	Fecal		CFU/100 mL	200	283.2	86400	-	68,558.8
5439000	4/18/2020	69.2	69.2	0.2020	14.01	3275	27.7589%	Fecal		CFU/100 mL	200	283.2	86400	-	68,558.8
5439000	1/2/2007	69.1	69.1	0.2020	13.99	3282	27.8183%	Fecal		CFU/100 mL	200	283.2	86400	-	68,459.9
5439000	6/25/2019	69.1	69.1	0.2020	13.99	3282	27.8183%	Fecal		CFU/100 mL	200	283.2	86400	-	68,459.9
5439000	7/6/2021	69.1	69.1	0.2020	13.99	3282	27.8183%	Fecal		CFU/100 mL	200	283.2	86400	-	68,459.9
5439000	6/21/1990	69	69	0.2020	13.97	3285	27.8437%	Fecal		CFU/100 mL	200	283.2	86400	-	68,361.0
5439000	8/5/1990	69	69	0.2020	13.97	3285	27.8437%	Fecal		CFU/100 mL	200	283.2	86400	-	68,361.0
5439000	4/8/1991	69	69	0.2020	13.97	3285	27.8437%	Fecal		CFU/100 mL	200	283.2	86400	-	68,361.0
5439000	12/15/1996	69	69	0.2020	13.97	3285	27.8437%	Fecal		CFU/100 mL	200	283.2	86400	-	68,361.0
5439000	6/26/1997	69	69	0.2020	13.97	3285	27.8437%	Fecal		CFU/100 mL	200	283.2	86400	-	68,361.0
5439000	2/22/1998	69	69	0.2020	13.97	3285	27.8437%	Fecal		CFU/100 mL	200	283.2	86400	-	68,361.0
5439000	2/26/1998	69	69	0.2020	13.97	3285	27.8437%	Fecal		CFU/100 mL	200	283.2	86400	-	68,361.0
5439000	5/27/1998	69	69	0.2020	13.97	3285	27.8437%	Fecal		CFU/100 mL	200	283.2	86400	-	68,361.0
5439000	6/23/1998	69	69	0.2020	13.97	3285	27.8437%	Fecal		CFU/100 mL	200	283.2	86400	-	68,361.0
5439000	3/24/1999	69	69	0.2020	13.97	3285	27.8437%	Fecal		CFU/100 mL	200	283.2	86400	-	68,361.0
5439000	5/27/1999	69	69	0.2020	13.97	3285	27.8437%	Fecal		CFU/100 mL	200	283.2	86400	-	68,361.0
5439000	5/28/1999	69	69	0.2020	13.97	3285	27.8437%	Fecal		CFU/100 mL	200	283.2	86400	-	68,361.0
5439000	4/10/2001	69	69	0.2020	13.97	3285	27.8437%	Fecal		CFU/100 mL	200	283.2	86400	-	68,361.0
5439000	3/4/2004	69	69	0.2020	13.97	3285	27.8437%	Fecal		CFU/100 mL	200	283.2	86400	-	68,361.0
5439000	7/27/2010	69	69	0.2020	13.97	3285	27.8437%	Fecal		CFU/100 mL	200	283.2	86400	-	68,361.0
5439000	6/5/2015	69	69	0.2020	13.97	3285	27.8437%	Fecal		CFU/100 mL	200	283.2	86400	-	68,361.0
5439000	6/18/2013	68.9	68.9	0.2020	13.95	3301	27.9793%	Fecal		CFU/100 mL	200	283.2	86400	-	68,262.2
5439000	6/22/2016	68.9	68.9	0.2020	13.95	3301	27.9793%	Fecal		CFU/100 mL	200	283.2	86400	-	68,262.2
5439000	6/7/2007	68.8	68.8	0.2020	13.93	3303	27.9963%	Fecal		CFU/100 mL	200	283.2	86400	-	68,163.3
5439000	7/10/2013	68.8	68.8	0.2020	13.93	3303	27.9963%	Fecal		CFU/100 mL	200	283.2	86400	-	68,163.3
5439000	6/3/2017	68.8	68.8	0.2020	13.93	3303	27.9963%	Fecal		CFU/100 mL	200	283.2	86400	-	68,163.3
5439000	5/7/2007	68.7	68.7	0.2020	13.91	3306	28.0217%	Fecal		CFU/100 mL	200	283.2	86400	-	68,064.5
5439000	10/15/2014	68.7	68.7	0.2020	13.91	3306	28.0217%	Fecal		CFU/100 mL	200	283.2	86400	-	68,064.5
5439000	4/20/2019	68.7	68.7	0.2020	13.91	3306	28.0217%	Fecal		CFU/100 mL	200	283.2	86400	-	68,064.5
5439000	6/28/2006	68.6	68.6	0.2020	13.89	3309	28.0471%	Fecal		CFU/100 mL	200	283.2	86400	-	67,965.6
5439000	5/27/2010	68.4	68.4	0.2020	13.85	3310	28.0556%	Fecal		CFU/100 mL	200	283.2	86400	-	67,767.9
5439000	3/10/2016	68.4	68.4	0.2020	13.85	3310	28.0556%	Fecal		CFU/100 mL	200	283.2	86400	-	67,767.9
5439000	12/18/1993	68.2	68.2	0.2020	13.81	3312	28.0726%	Fecal		CFU/100 mL	200	283.2	86400	-	67,570.2
5439000	4/4/2010	68.2	68.2	0.2020	13.81	3312	28.0726%	Fecal		CFU/100 mL	200	283.2	86400	-	67,570.2
5439000	4/16/2011	68.2	68.2	0.2020	13.81	3312	28.0726%	Fecal		CFU/100 mL	200	283.2	86400	-	67,570.2
5439000	4/7/2014	68.2	68.2	0.2020	13.81	3312	28.0726%	Fecal		CFU/100 mL	200	283.2	86400	-	67,570.2
5439000	6/23/2004	68.1	68.1	0.2020	13.79	3316	28.1065%	Fecal		CFU/100 mL	200	283.2	86400	-	67,471.4
5439000	1/7/2010	68.1	68.1	0.2020	13.79	3316	28.1065%	Fecal		CFU/100 mL	200	283.2	86400	-	67,471.4
5439000	10/6/2018	68.1	68.1	0.2020	13.79	3316	28.1065%	Fecal		CFU/100 mL	200	283.2	86400	-	67,471.4
5439000	4/12/2020	68.1	68.1	0.2020	13.79	3316	28.1065%	Fecal		CFU/100 mL	200	283.2	86400	-	67,471.4
5439000	4/20/1990	68	68	0.2020	13.77	3320	28.1404%	Fecal		CFU/100 mL	200	283.2	86400	-	67,372.5
5439000	4/21/1990	68	68	0.2020	13.77	3320	28.1404%	Fecal		CFU/100 mL	200	283.2	86400	-	67,372.5
5439000	6/1/1990	68	68	0.2020	13.77	3320	28.1404%	Fecal		CFU/100 mL	200	283.2	86400	-	67,372.5
5439000	12/18/1991	68	68	0.2020	13.77	3320	28.1404%	Fecal		CFU/100 mL	200	283.2	86400	-	67,372.5
5439000	2/21/1992	68	68	0.2020	13.77	3320	28.1404%	Fecal		CFU/100 mL	200	283.2	86400	-	67,372.5
5439000	2/3/1993	68	68	0.2020	13.77	3320	28.1404%	Fecal		CFU/100 mL	200	283.2	86400	-	67,372.5
5439000	2/8/1993	68	68	0.2020	13.77	3320	28.1404%	Fecal		CFU/100 mL	200	283.2	86400	-	67,372.5
5439000	3/19/1995	68	68	0.2020	13.77	3320	28.1404%	Fecal		CFU/100 mL	200	283.2	86400	-	67,372.5
5439000	6/13/1995	68	68	0.2020	13.77	3320	28.1404%	Fecal		CFU/100 mL	200	283.2	86400	-	67,372.5
5439000	3/17/1997	68	68	0.2020	13.77	3320	28.1404%	Fecal		CFU/100 mL	200	283.2	86400	-	67,372.5
5439000	3/26/1997	68	68	0.2020	13.77	3320	28.1404%	Fecal		CFU/100 mL	200	283.2	86400	-	67,372.5
5439000	3/27/1997	68	68	0.2020	13.77	3320	28.1404%	Fecal		CFU/100 mL	200	283.2	86400	-	67,372.5
5439000	3/28/1997	68	68	0.2020	13.77	3320	28.1404%	Fecal		CFU/100 mL	200	283.2	86400	-	67,372.5
5439000	4/17/1997	68	68	0.2020	13.77	3320	28.1404%	Fecal		CFU/100 mL	200	283.2	86400	-	67,372.5
5439000	5/18/1997	68	68	0.2020	13.77	3320	28.1404%	Fecal		CFU/100 mL	200	283.2	86400	-	67,372.5
5439000	6/12/1997	68	68	0.2020	13.77	3320	28.1404%	Fecal		CFU/100 mL	200	283.2	86400	-	67,372.5
5439000	1/14/1998	68	68	0.2020	13.77	3320	28.1404%	Fecal		CFU/100 mL	200	283.2	86400	-	67,372.5
5439000	12/12/1998	68	68	0.2020	13.77	3320	28.1404%	Fecal		CFU/100 mL	200	283.2	86400	-	67,372.5
5439000	6/26/1999	68	68	0.2020	13.77	3320	28.1404%	Fecal		CFU/100 mL	200	283.2	86400	-	67,372.5
5439000	3/2/2000	68	68	0.2020	13.77	3320	28.1404%	Fecal		CFU/100 mL	200	283.2	86400	-	67,372.5
5439000	5/15/2000	68	68	0.2020	13.77	3320	28.1404%	Fecal		CFU/100 mL	200	283.2	86400	-	67,372.5
5439000	6/8/2000	68	68	0.2020	13.77	3320	28.1404%	Fecal		CFU/100 mL	200	283.2	86400	-	67,372.5
5439000	7/8/2000	68	68	0.2020	13.77	3320	28.1404%	Fecal		CFU/100 mL	200	283.2	86400	-	67,372.5
5439000	11/9/2000	68	68	0.2020	13.77	3320	28.1404%	Fecal		CFU/100 mL	200	283.2	86400	-	67,372.5
5439000	6/13/2001	68	68	0.2020	13.77	3320	28.1404%	Fecal		CFU/100 mL	200	283.2	86400	-	67,372.5
5439000	12/4/2006	68	68	0.2020	13.77	3320	28.1404%	Fecal		CFU/100 mL	200	283.2	86400	-	67,372.5
5439000	7/18/2020	68	68	0.2020	13.77	3320	28.1404%	Fecal		CFU/100 mL	200	283.2	86400	-	67,372.5
5439000	12/7/2019	67.9	67.9	0.2020	13.75	3347	28.3692%	Fecal		CFU/100 mL	200	283.2	86400	-	67,273.6
5439000	5/28/2007	67.8	67.8	0.2020	13.73	3348	28.3777%	Fecal		CFU/100 mL	200	283.2	86400	-	67,174.8
5439000	10/30/2017	67.8	67.8	0.2020	13.73	3348	28.3777%	Fecal		CFU/100 mL	200	283.2	86400	-	67,174.8
5439000	4/28/2004	67.7	67.7	0.2020	13.71	3350	28.3946%	Fecal		CFU/100 mL	200	283.2	86400	-	67,075.9
5439000	4/19/2007	67.7	67.7	0.2020	13.71	3350	28.3946%	Fecal		CFU/100 mL	200	283.2	86400	-	67,075.9
5439000	12/12/2015	67.7	67.7	0.2020	13.71	3350	28.3946%	Fecal		CFU/100 mL	200	283.2	86400	-	67,075.9
5439000	5/9/2018	67.7	67.7	0.2020	13.71	3350	28.3946%	Fecal		CFU/100 mL	200	283.2	86400	-	67,075.9
5439000	4/1/2021	67.7	67.7	0.2020	13.71	3350	28.3946%	Fecal		CFU/100 mL	200	283.2	86400	-	67,075.9
5439000	2/10/2020	67.6	67.6	0.2020	13.69	3355	28.4370%	Fecal		CFU/100 mL	200	283.2	86400	-	66,977.1
5439000	3/3/2020	67.6	67.6	0.2020	13.69	3355	28.4370%	Fecal		CFU/100 mL	200	283.2	86400	-	66,977.1
5439000	4/11/2020	67.6	67.6	0.2020	13.69	3355	28.4370%	Fecal		CFU/100 mL	200	283.2	86400	-	66,977.1
5439000	5/12/2021	67.6	67.6	0.2020	13.69	3355	28.4370%	Fecal		CFU/100 mL	200	283.2	86400	-	66,977.1
5439000	4/23/2008	67.5	67.5	0.2020	13.67	3359	28.4709%	Fecal		CFU/100 mL	200	283.2	86400	-	66,878.2
5439000	5/9/2011	67.5	67.5	0.2020	13.67	3359	28.4709%	Fecal		CFU/100 mL	200	283.2	86400	-	66,878.2

Gage ID	Date	Discharge (CFS)	Gage Discharge (less Surrogate NPDES) (CFS)	Watershed Area Ratio	Calculated flow (CFS)	Rank	Flow Exceedance %	Parameter	Results	Units (mg or micro_gram	Limit/Standard	100mL/CF	sec/day	Actual Load (million colonies/day)	Allowable Load (million colonies/day)
5439000	6/20/2016	67.5	67.5	0.2020	13.67	3359	28.4709%	Fecal		CFU/100 mL	200	283.2	86400	-	66,878.2
5439000	11/13/2008	67.4	67.4	0.2020	13.65	3364	28.5133%	Fecal		CFU/100 mL	200	283.2	86400	-	66,779.4
5439000	5/11/2013	67.4	67.4	0.2020	13.65	3364	28.5133%	Fecal		CFU/100 mL	200	283.2	86400	-	66,779.4
5439000	3/1/2004	67.3	67.3	0.2020	13.63	3366	28.5303%	Fecal		CFU/100 mL	200	283.2	86400	-	66,680.5
5439000	4/24/2008	67.3	67.3	0.2020	13.63	3366	28.5303%	Fecal		CFU/100 mL	200	283.2	86400	-	66,680.5
5439000	11/12/2009	67.3	67.3	0.2020	13.63	3366	28.5303%	Fecal		CFU/100 mL	200	283.2	86400	-	66,680.5
5439000	11/16/2019	67.3	67.3	0.2020	13.63	3366	28.5303%	Fecal		CFU/100 mL	200	283.2	86400	-	66,680.5
5439000	4/15/2021	67.3	67.3	0.2020	13.63	3366	28.5303%	Fecal		CFU/100 mL	200	283.2	86400	-	66,680.5
5439000	12/21/1993	67.2	67.2	0.2020	13.61	3371	28.5726%	Fecal		CFU/100 mL	200	283.2	86400	-	66,581.7
5439000	3/2/1994	67.2	67.2	0.2020	13.61	3371	28.5726%	Fecal		CFU/100 mL	200	283.2	86400	-	66,581.7
5439000	3/19/2011	67.2	67.2	0.2020	13.61	3371	28.5726%	Fecal		CFU/100 mL	200	283.2	86400	-	66,581.7
5439000	4/10/2007	67.1	67.1	0.2020	13.59	3374	28.5981%	Fecal		CFU/100 mL	200	283.2	86400	-	66,482.8
5439000	4/26/2008	67.1	67.1	0.2020	13.59	3374	28.5981%	Fecal		CFU/100 mL	200	283.2	86400	-	66,482.8
5439000	1/9/2009	67.1	67.1	0.2020	13.59	3374	28.5981%	Fecal		CFU/100 mL	200	283.2	86400	-	66,482.8
5439000	2/1/2010	67.1	67.1	0.2020	13.59	3374	28.5981%	Fecal		CFU/100 mL	200	283.2	86400	-	66,482.8
5439000	3/16/2012	67.1	67.1	0.2020	13.59	3374	28.5981%	Fecal		CFU/100 mL	200	283.2	86400	-	66,482.8
5439000	7/5/2019	67.1	67.1	0.2020	13.59	3374	28.5981%	Fecal		CFU/100 mL	200	283.2	86400	-	66,482.8
5439000	6/2/1990	67	67	0.2020	13.57	3380	28.6489%	Fecal		CFU/100 mL	200	283.2	86400	-	66,384.0
5439000	6/26/1990	67	67	0.2020	13.57	3380	28.6489%	Fecal		CFU/100 mL	200	283.2	86400	-	66,384.0
5439000	4/29/1991	67	67	0.2020	13.57	3380	28.6489%	Fecal		CFU/100 mL	200	283.2	86400	-	66,384.0
5439000	5/10/1991	67	67	0.2020	13.57	3380	28.6489%	Fecal		CFU/100 mL	200	283.2	86400	-	66,384.0
5439000	6/10/1991	67	67	0.2020	13.57	3380	28.6489%	Fecal		CFU/100 mL	200	283.2	86400	-	66,384.0
5439000	1/20/1993	67	67	0.2020	13.57	3380	28.6489%	Fecal		CFU/100 mL	200	283.2	86400	-	66,384.0
5439000	12/2/1994	67	67	0.2020	13.57	3380	28.6489%	Fecal		CFU/100 mL	200	283.2	86400	-	66,384.0
5439000	3/20/1995	67	67	0.2020	13.57	3380	28.6489%	Fecal		CFU/100 mL	200	283.2	86400	-	66,384.0
5439000	3/31/1995	67	67	0.2020	13.57	3380	28.6489%	Fecal		CFU/100 mL	200	283.2	86400	-	66,384.0
5439000	6/16/1995	67	67	0.2020	13.57	3380	28.6489%	Fecal		CFU/100 mL	200	283.2	86400	-	66,384.0
5439000	8/15/1995	67	67	0.2020	13.57	3380	28.6489%	Fecal		CFU/100 mL	200	283.2	86400	-	66,384.0
5439000	5/15/1997	67	67	0.2020	13.57	3380	28.6489%	Fecal		CFU/100 mL	200	283.2	86400	-	66,384.0
5439000	2/24/1998	67	67	0.2020	13.57	3380	28.6489%	Fecal		CFU/100 mL	200	283.2	86400	-	66,384.0
5439000	3/5/1998	67	67	0.2020	13.57	3380	28.6489%	Fecal		CFU/100 mL	200	283.2	86400	-	66,384.0
5439000	7/6/1998	67	67	0.2020	13.57	3380	28.6489%	Fecal		CFU/100 mL	200	283.2	86400	-	66,384.0
5439000	11/15/1998	67	67	0.2020	13.57	3380	28.6489%	Fecal		CFU/100 mL	200	283.2	86400	-	66,384.0
5439000	4/28/2000	67	67	0.2020	13.57	3380	28.6489%	Fecal		CFU/100 mL	200	283.2	86400	-	66,384.0
5439000	4/22/2001	67	67	0.2020	13.57	3380	28.6489%	Fecal		CFU/100 mL	200	283.2	86400	-	66,384.0
5439000	6/29/2009	67	67	0.2020	13.57	3380	28.6489%	Fecal		CFU/100 mL	200	283.2	86400	-	66,384.0
5439000	3/9/2005	66.9	66.9	0.2020	13.54	3399	28.8100%	Fecal		CFU/100 mL	200	283.2	86400	-	66,285.1
5439000	2/28/2012	66.9	66.9	0.2020	13.54	3399	28.8100%	Fecal		CFU/100 mL	200	283.2	86400	-	66,285.1
5439000	4/20/2015	66.9	66.9	0.2020	13.54	3399	28.8100%	Fecal		CFU/100 mL	200	283.2	86400	-	66,285.1
5439000	6/7/2016	66.9	66.9	0.2020	13.54	3399	28.8100%	Fecal		CFU/100 mL	200	283.2	86400	-	66,285.1
5439000	1/8/2007	66.8	66.8	0.2020	13.52	3403	28.8439%	Fecal		CFU/100 mL	200	283.2	86400	-	66,186.2
5439000	7/24/2011	66.8	66.8	0.2020	13.52	3403	28.8439%	Fecal		CFU/100 mL	200	283.2	86400	-	66,186.2
5439000	4/15/2015	66.8	66.8	0.2020	13.52	3403	28.8439%	Fecal		CFU/100 mL	200	283.2	86400	-	66,186.2
5439000	3/7/2019	66.8	66.8	0.2020	13.52	3403	28.8439%	Fecal		CFU/100 mL	200	283.2	86400	-	66,186.2
5439000	12/26/2011	66.7	66.7	0.2020	13.50	3407	28.8778%	Fecal		CFU/100 mL	200	283.2	86400	-	66,087.4
5439000	6/18/2017	66.7	66.7	0.2020	13.50	3407	28.8778%	Fecal		CFU/100 mL	200	283.2	86400	-	66,087.4
5439000	1/27/2019	66.7	66.7	0.2020	13.50	3407	28.8778%	Fecal		CFU/100 mL	200	283.2	86400	-	66,087.4
5439000	12/5/2006	66.5	66.5	0.2020	13.46	3410	28.9032%	Fecal		CFU/100 mL	200	283.2	86400	-	65,889.7
5439000	12/8/2011	66.5	66.5	0.2020	13.46	3410	28.9032%	Fecal		CFU/100 mL	200	283.2	86400	-	65,889.7
5439000	6/15/2014	66.5	66.5	0.2020	13.46	3410	28.9032%	Fecal		CFU/100 mL	200	283.2	86400	-	65,889.7
5439000	6/5/2020	66.5	66.5	0.2020	13.46	3410	28.9032%	Fecal		CFU/100 mL	200	283.2	86400	-	65,889.7
5439000	5/24/2010	66.4	66.4	0.2020	13.44	3414	28.9371%	Fecal		CFU/100 mL	200	283.2	86400	-	65,790.8
5439000	2/13/2013	66.4	66.4	0.2020	13.44	3414	28.9371%	Fecal		CFU/100 mL	200	283.2	86400	-	65,790.8
5439000	1/10/2020	66.4	66.4	0.2020	13.44	3414	28.9371%	Fecal		CFU/100 mL	200	283.2	86400	-	65,790.8
5439000	5/30/2003	66.3	66.3	0.2020	13.42	3417	28.9625%	Fecal		CFU/100 mL	200	283.2	86400	-	65,692.0
5439000	7/26/2007	66.3	66.3	0.2020	13.42	3417	28.9625%	Fecal		CFU/100 mL	200	283.2	86400	-	65,692.0
5439000	4/13/2016	66.3	66.3	0.2020	13.42	3417	28.9625%	Fecal		CFU/100 mL	200	283.2	86400	-	65,692.0
5439000	2/15/2020	66.3	66.3	0.2020	13.42	3417	28.9625%	Fecal		CFU/100 mL	200	283.2	86400	-	65,692.0
5439000	5/12/2020	66.3	66.3	0.2020	13.42	3417	28.9625%	Fecal		CFU/100 mL	200	283.2	86400	-	65,692.0
5439000	3/30/2022	66.3	66.3	0.1459	9.71	4562	38.6676%	Fecal		CFU/100 mL	200	283.2	86400	-	47,500.0
5439000	2/22/2005	66.2	66.2	0.2020	13.40	3422	29.0049%	Fecal		CFU/100 mL	200	283.2	86400	-	65,593.1
5439000	3/29/2011	66.2	66.2	0.2020	13.40	3422	29.0049%	Fecal		CFU/100 mL	200	283.2	86400	-	65,593.1
5439000	5/10/2011	66.2	66.2	0.2020	13.40	3422	29.0049%	Fecal		CFU/100 mL	200	283.2	86400	-	65,593.1
5439000	7/6/2019	66.2	66.2	0.2020	13.40	3422	29.0049%	Fecal		CFU/100 mL	200	283.2	86400	-	65,593.1
5439000	5/9/2010	66.1	66.1	0.2020	13.38	3426	29.0388%	Fecal		CFU/100 mL	200	283.2	86400	-	65,494.3
5439000	7/21/2015	66.1	66.1	0.2020	13.38	3426	29.0388%	Fecal		CFU/100 mL	200	283.2	86400	-	65,494.3
5439000	4/2/1990	66	66	0.2020	13.36	3428	29.0558%	Fecal		CFU/100 mL	200	283.2	86400	-	65,395.4
5439000	4/22/1990	66	66	0.2020	13.36	3428	29.0558%	Fecal		CFU/100 mL	200	283.2	86400	-	65,395.4
5439000	12/23/1990	66	66	0.2020	13.36	3428	29.0558%	Fecal		CFU/100 mL	200	283.2	86400	-	65,395.4
5439000	12/6/1991	66	66	0.2020	13.36	3428	29.0558%	Fecal		CFU/100 mL	200	283.2	86400	-	65,395.4
5439000	3/15/1992	66	66	0.2020	13.36	3428	29.0558%	Fecal		CFU/100 mL	200	283.2	86400	-	65,395.4
5439000	4/11/1992	66	66	0.2020	13.36	3428	29.0558%	Fecal		CFU/100 mL	200	283.2	86400	-	65,395.4
5439000	4/26/1992	66	66	0.2020	13.36	3428	29.0558%	Fecal		CFU/100 mL	200	283.2	86400	-	65,395.4
5439000	5/16/1993	66	66	0.2020	13.36	3428	29.0558%	Fecal		CFU/100 mL	200	283.2	86400	-	65,395.4
5439000	5/17/1993	66	66	0.2020	13.36	3428	29.0558%	Fecal		CFU/100 mL	200	283.2	86400	-	65,395.4
5439000	6/15/1995	66	66	0.2020	13.36	3428	29.0558%	Fecal		CFU/100 mL	200	283.2	86400	-	65,395.4
5439000	11/18/1995	66	66	0.2020	13.36	3428	29.0558%	Fecal		CFU/100 mL	200	283.2	86400	-	65,395.4
5439000	11/19/1995	66	66	0.2020	13.36	3428	29.0558%	Fecal		CFU/100 mL	200	283.2	86400	-	65,395.4
5439000	5/17/1996	66	66	0.2020	13.36	3428	29.0558%	Fecal		CFU/100 mL	200	283.2	86400	-	65,395.4
5439000	8/18/1996	66	66	0.2020	13.36	3428	29.0558%	Fecal		CFU/100 mL	200	283.2	86400	-	65,395.4
5439000	4/19/1997	66	66	0.2020	13.36	3428	29.0558%	Fecal		CFU/100 mL	200	283.2	86400	-	65,395.4
5439000	5/22/1997	66	66	0.2020	13.36	3428	29.0558%	Fecal		CFU/100 mL	200	283.2	86400	-	65,395.4
5439000	2/23/1998	66	66	0.2020	13.36	3428	29.0558%	Fecal		CFU/100 mL	200	283.2	86400	-	65,395.4
5439000	5/29/1998	66	66	0.2020	13.36	3428	29.0558%	Fecal		CFU/100 mL	200	283.2	86400	-	65,395.4
5439000	12/6/1998	66	66	0.2020	13.36	3428	29.0558%	Fecal		CFU/100 mL	200	283.2	86400	-	65,395.4
5439000	3/3/1999	66	66	0.2020	13.36	3428	29.0558%	Fecal		CFU/100 mL	200	283.2	86400	-	65,395.4
5439000	7/22/1999	66	66	0.2020	13.36	3428	29.0558%	Fecal		CFU/100 mL	200	283.2	86400	-	65,395.4
5439000	7/15/2000	66	66	0.2020	13.36	3428	29.0558%	Fecal		CFU/100 mL	200	283.2	86400	-	65,395.4
5439000	3/30/2001	66	66	0.2020	13.36	3428	29.0558%	Fecal		CFU/100 mL	200	283.2	86400	-	65,395.4
5439000	3/31/2001	66	66	0.2020	13.36	3428	29.0558%	Fecal		CFU/100 mL	200	283.2	86400	-	65,395.4
5439000	4/5/2001	66	66	0.2020	13.36	3428	29.0558%	Fecal		CFU/100 mL	200	283.2	86400	-	65,395.4
5439000	4/23/2001	66	66	0.2020	13.36	3428	29.0558%	Fecal		CFU/100 mL	200	283.2	86400	-	65,395.4
5439000	1/17/2005	66	66	0.2020	13.36	3428	29.0558%	Fecal		CFU/100 mL	200	283.2	86400	-	65,395.4
5439000	12/3/2006	66	66	0.2020	13.36	3428	29.0558%	Fecal		CFU/100 mL	200	283.2	86400	-	65,395.4
5439000	6/4/2017	66	66	0.2020	13.36	3428	29.0558%	Fecal		CFU/100 mL	200	283.2	86400	-	65,395.4
5439000	4/27/2002	65.9	65.9	0.2020	13.34	3457	29.3016%	Fecal		CFU/100 mL	200	283.2	86400	-	65,296.6
5439000	11/3/2016	65.8	65.8	0.2020	13.32	3458	29.3101%	Fecal		CFU/100 mL	200	283.2	86400	-	65,197.7
5439000	1/22/2020	65.8	65.8	0.2020	13.32	3458	29.3101%	Fecal		CFU/100 mL	200	283.2	86400	-	65,197.7
5439000	4/25/2020	65.8	65.8	0.2020	13.32	3458	29.3101%	Fecal		CFU/100 mL	200	283.2	86400	-	65,197.7
5439000	11/28/2011	65.7	65.7	0.2020	13.30	3461	29.3355%	Fecal		CFU/100 mL	200	283.2	86400	-	65,098.8
5439000	2/27/2020	65.7	65.7	0.2020	13.30	3461	29.3355%	Fecal		CFU/100 mL	200	283.2	86400	-	65,098.8
5439000	6/20/2002	65.6	65.6	0.2020	13.28	3463	29.3524%	Fecal		CFU/100 mL	200	283.2	86400	-	65,000.0
5439000	6/27/2020	65.6	65.6	0.2020	13.28	3463	29.3524%	Fecal		CFU/100 mL	200	283.2	86400	-	65,000.0
5439000	1/7/2007	65.5	65.5	0.2020	13.26	3465	29.3694%	Fecal		CFU/100 mL	200	283.2	86400	-	64,901.1
5439000	3/26/2015	65.5	65.5	0.2020	13.26	3465	29.3694%	Fecal		CFU/100 mL	200	283.2	86400	-	64,901.1
5439000	11/22/2017	65.5	65.5	0.2020	13.26	3465	29.3694%	Fecal		CFU/100 mL	200	283.2	86400	-	64,901.1
5439000	8/14/1994	65.4	65.4	0.2020	13.24	3468	29.3948%	Fecal		CFU/100 mL	200	283.2	86400	-	64,802.3
5439000	3/19/2002	65.4	65.4	0.2020	13.24	3468	29.3948%	Fecal		CFU/100 mL	200	283.2	86400	-	64,802.3
5439000	12/30/2011	65.3	65.3	0.2020	13.22	3470	29.4118%	Fecal		CFU/100 mL	200	283.2	86400	-	64,703.4
5439000	4/3/2019	65.3	65.3	0.2020	13.22	3470	29.4118%	Fecal		CFU/100 mL	200	283.2	86400	-	64,703.4
5439000	6/9/2020	65.3	65.3	0.2020	13.22	3470	29.4118%	Fecal		CFU/100 mL	200	283.2	86400	-	64,703.4
5439000	2/22/2008	65.2	65.2	0.2020	13.20	3473	29.4372%	Fecal		CFU/100 mL	200	283.2	86400	-	64,604.6
5439000	8/23/2011	65.2	65.2	0.2020	13.20	3473	29.4372%	Fecal		CFU/100 mL	200	283.2	86400	-	64,604.6
5439000	12/2/2009	65.1	65.1	0.2020	13.18	3475	29.4541%	Fecal		CFU/100 mL	200	283.2	86400	-	64,505.7
5439000	8/1/2017	65.1	65.1	0.2020	13.18	3475	29.4541%	Fecal		CFU/100 mL	200	283.2	86400	-	64,505.7
5439000	12/31/1990	65	65	0.2020	13.16	3477	29.4711%	Fecal		CFU/100 mL	200	283.2	86400	-	64,406.9
5439000	2/23/1992	65	65	0.2020	13.16	3477	29.4711%	Fecal		CFU/100 mL	200	283.2	86400	-	64,406.9
5439000	3/2/1992	65	65	0.2020	13.16	3477	29.4711%	Fecal		CFU/100 mL	200	283.2	86400	-	64,406.9
5439000	3/29/1992	65	65	0.2020	13.16	3477	29.4711%	Fecal		CFU/100 mL	200	283.2	86400	-	64,406.9
5439000	4/15/1992	65	65	0.2020	13.16	3477	29.4711%	Fecal		CFU/100 mL	200	283.2	86400	-	64,406.9
5439000	12/10/1992	65	65	0.2020	13.16	3477	29.4711%	Fecal		CFU/100 mL	200	283.2	86400	-	64,406.9
5439000	1/16/1993	65	65	0.2020	13.16	3477	29.4711%	Fecal		CFU/100 mL	200	283.2	86400	-	64,406.9
5439000	1/26/1995	65	65	0.2020	13.16	3477	29.4711%	Fecal		CFU/100 mL	200	283.2	86400	-	64,406.9
5439000	11/21/1995	65	65	0.2020	13.16	3477	29.4711%	Fecal		CFU/100 mL	200	283.2	86400	-	64,406.9
5439000	12/14/1996	65	65	0.2020	13.16	3477	29.4711%	Fecal		CFU/100 mL	200	283.2	86400	-	64,406.9

Gage ID	Date	Discharge (CFS)	Gage Discharge (less Surrogate NPDES) (CFS)	Watershed Area Ratio	Calculated flow (CFS)	Rank	Flow Exceedance %	Parameter	Results	Units (mg or micro_gram	Limit/Standard	100mL/CF	sec/day	Actual Load (million colonies/day)	Allowable Load (million colonies/day)
5439000	5/23/1997	65	65	0.2020	13.16	3477	29.4711%	Fecal		CFU/100 mL	200	283.2	86400	-	64,406.9
5439000	5/28/1997	65	65	0.2020	13.16	3477	29.4711%	Fecal		CFU/100 mL	200	283.2	86400	-	64,406.9
5439000	2/8/1998	65	65	0.2020	13.16	3477	29.4711%	Fecal		CFU/100 mL	200	283.2	86400	-	64,406.9
5439000	5/28/1998	65	65	0.2020	13.16	3477	29.4711%	Fecal		CFU/100 mL	200	283.2	86400	-	64,406.9
5439000	6/24/1998	65	65	0.2020	13.16	3477	29.4711%	Fecal		CFU/100 mL	200	283.2	86400	-	64,406.9
5439000	10/23/1998	65	65	0.2020	13.16	3477	29.4711%	Fecal		CFU/100 mL	200	283.2	86400	-	64,406.9
5439000	2/20/1999	65	65	0.2020	13.16	3477	29.4711%	Fecal		CFU/100 mL	200	283.2	86400	-	64,406.9
5439000	2/28/1999	65	65	0.2020	13.16	3477	29.4711%	Fecal		CFU/100 mL	200	283.2	86400	-	64,406.9
5439000	3/29/2010	65	65	0.2020	13.16	3477	29.4711%	Fecal		CFU/100 mL	200	283.2	86400	-	64,406.9
5439000	1/31/2013	65	65	0.2020	13.16	3477	29.4711%	Fecal		CFU/100 mL	200	283.2	86400	-	64,406.9
5439000	3/22/2013	65	65	0.2020	13.16	3477	29.4711%	Fecal		CFU/100 mL	200	283.2	86400	-	64,406.9
5439000	2/19/2018	65	65	0.2020	13.16	3477	29.4711%	Fecal		CFU/100 mL	200	283.2	86400	-	64,406.9
5439000	1/20/2019	65	65	0.2020	13.16	3477	29.4711%	Fecal		CFU/100 mL	200	283.2	86400	-	64,406.9
5439000	6/28/2019	65	65	0.2020	13.16	3477	29.4711%	Fecal		CFU/100 mL	200	283.2	86400	-	64,406.9
5439000	6/25/2011	64.9	64.9	0.2020	13.14	3501	29.6745%	Fecal		CFU/100 mL	200	283.2	86400	-	64,308.0
5439000	3/31/2021	64.9	64.9	0.2020	13.14	3501	29.6745%	Fecal		CFU/100 mL	200	283.2	86400	-	64,308.0
5439000	5/13/2018	64.8	64.8	0.2020	13.12	3503	29.6915%	Fecal		CFU/100 mL	200	283.2	86400	-	64,209.2
5439000	3/1/1994	64.7	64.7	0.2020	13.10	3504	29.6999%	Fecal		CFU/100 mL	200	283.2	86400	-	64,110.3
5439000	3/10/2005	64.7	64.7	0.2020	13.10	3504	29.6999%	Fecal		CFU/100 mL	200	283.2	86400	-	64,110.3
5439000	10/11/2008	64.7	64.7	0.2020	13.10	3504	29.6999%	Fecal		CFU/100 mL	200	283.2	86400	-	64,110.3
5439000	1/1/2012	64.7	64.7	0.2020	13.10	3504	29.6999%	Fecal		CFU/100 mL	200	283.2	86400	-	64,110.3
5439000	4/23/2002	64.6	64.6	0.2020	13.08	3508	29.7339%	Fecal		CFU/100 mL	200	283.2	86400	-	64,011.4
5439000	5/29/2003	64.6	64.6	0.2020	13.08	3508	29.7339%	Fecal		CFU/100 mL	200	283.2	86400	-	64,011.4
5439000	4/12/2011	64.6	64.6	0.2020	13.08	3508	29.7339%	Fecal		CFU/100 mL	200	283.2	86400	-	64,011.4
5439000	7/2/2019	64.6	64.6	0.2020	13.08	3508	29.7339%	Fecal		CFU/100 mL	200	283.2	86400	-	64,011.4
5439000	4/8/2004	64.5	64.5	0.2020	13.06	3512	29.7678%	Fecal		CFU/100 mL	200	283.2	86400	-	63,912.6
5439000	5/20/2008	64.5	64.5	0.2020	13.06	3512	29.7678%	Fecal		CFU/100 mL	200	283.2	86400	-	63,912.6
5439000	6/9/2015	64.5	64.5	0.2020	13.06	3512	29.7678%	Fecal		CFU/100 mL	200	283.2	86400	-	63,912.6
5439000	7/8/2016	64.5	64.5	0.2020	13.06	3512	29.7678%	Fecal		CFU/100 mL	200	283.2	86400	-	63,912.6
5439000	3/11/2018	64.5	64.5	0.2020	13.06	3512	29.7678%	Fecal		CFU/100 mL	200	283.2	86400	-	63,912.6
5439000	3/20/2002	64.4	64.4	0.2020	13.04	3517	29.8101%	Fecal		CFU/100 mL	200	283.2	86400	-	63,813.7
5439000	9/12/2007	64.4	64.4	0.2020	13.04	3517	29.8101%	Fecal		CFU/100 mL	200	283.2	86400	-	63,813.7
5439000	4/17/2010	64.4	64.4	0.2020	13.04	3517	29.8101%	Fecal		CFU/100 mL	200	283.2	86400	-	63,813.7
5439000	5/11/2011	64.4	64.4	0.2020	13.04	3517	29.8101%	Fecal		CFU/100 mL	200	283.2	86400	-	63,813.7
5439000	3/31/2013	64.4	64.4	0.2020	13.04	3517	29.8101%	Fecal		CFU/100 mL	200	283.2	86400	-	63,813.7
5439000	3/1/2005	64.3	64.3	0.2020	13.02	3522	29.8525%	Fecal		CFU/100 mL	200	283.2	86400	-	63,714.9
5439000	1/4/2012	64.3	64.3	0.2020	13.02	3522	29.8525%	Fecal		CFU/100 mL	200	283.2	86400	-	63,714.9
5439000	2/7/2012	64.3	64.3	0.2020	13.02	3522	29.8525%	Fecal		CFU/100 mL	200	283.2	86400	-	63,714.9
5439000	4/15/2019	64.3	64.3	0.2020	13.02	3522	29.8525%	Fecal		CFU/100 mL	200	283.2	86400	-	63,714.9
5439000	2/27/2002	64.1	64.1	0.2020	12.98	3526	29.8864%	Fecal		CFU/100 mL	200	283.2	86400	-	63,517.2
5439000	5/19/2006	64.1	64.1	0.2020	12.98	3526	29.8864%	Fecal		CFU/100 mL	200	283.2	86400	-	63,517.2
5439000	11/1/2008	64.1	64.1	0.2020	12.98	3526	29.8864%	Fecal		CFU/100 mL	200	283.2	86400	-	63,517.2
5439000	7/25/2016	64.1	64.1	0.2020	12.98	3526	29.8864%	Fecal		CFU/100 mL	200	283.2	86400	-	63,517.2
5439000	2/17/2019	64.1	64.1	0.2020	12.98	3526	29.8864%	Fecal		CFU/100 mL	200	283.2	86400	-	63,517.2
5439000	4/23/2019	64.1	64.1	0.2020	12.98	3526	29.8864%	Fecal		CFU/100 mL	200	283.2	86400	-	63,517.2
5439000	4/23/1990	64	64	0.2020	12.96	3533	29.9458%	Fecal		CFU/100 mL	200	283.2	86400	-	63,418.3
5439000	2/13/1991	64	64	0.2020	12.96	3533	29.9458%	Fecal		CFU/100 mL	200	283.2	86400	-	63,418.3
5439000	4/28/1991	64	64	0.2020	12.96	3533	29.9458%	Fecal		CFU/100 mL	200	283.2	86400	-	63,418.3
5439000	1/19/1992	64	64	0.2020	12.96	3533	29.9458%	Fecal		CFU/100 mL	200	283.2	86400	-	63,418.3
5439000	3/24/1992	64	64	0.2020	12.96	3533	29.9458%	Fecal		CFU/100 mL	200	283.2	86400	-	63,418.3
5439000	8/26/1993	64	64	0.2020	12.96	3533	29.9458%	Fecal		CFU/100 mL	200	283.2	86400	-	63,418.3
5439000	7/3/1994	64	64	0.2020	12.96	3533	29.9458%	Fecal		CFU/100 mL	200	283.2	86400	-	63,418.3
5439000	11/3/1994	64	64	0.2020	12.96	3533	29.9458%	Fecal		CFU/100 mL	200	283.2	86400	-	63,418.3
5439000	3/6/1998	64	64	0.2020	12.96	3533	29.9458%	Fecal		CFU/100 mL	200	283.2	86400	-	63,418.3
5439000	3/10/1999	64	64	0.2020	12.96	3533	29.9458%	Fecal		CFU/100 mL	200	283.2	86400	-	63,418.3
5439000	5/29/1999	64	64	0.2020	12.96	3533	29.9458%	Fecal		CFU/100 mL	200	283.2	86400	-	63,418.3
5439000	1/17/2008	64	64	0.2020	12.96	3533	29.9458%	Fecal		CFU/100 mL	200	283.2	86400	-	63,418.3
5439000	5/7/2018	64	64	0.2020	12.96	3533	29.9458%	Fecal		CFU/100 mL	200	283.2	86400	-	63,418.3
5439000	7/6/2018	64	64	0.2020	12.96	3533	29.9458%	Fecal		CFU/100 mL	200	283.2	86400	-	63,418.3
5439000	1/24/2019	64	64	0.2020	12.96	3533	29.9458%	Fecal		CFU/100 mL	200	283.2	86400	-	63,418.3
5439000	4/19/2020	64	64	0.2020	12.96	3533	29.9458%	Fecal		CFU/100 mL	200	283.2	86400	-	63,418.3
5439000	2/21/2022	64	64	0.1459	9.37	4661	39.5067%	Fecal		CFU/100 mL	200	283.2	86400	-	45,857.4
5439000	3/28/2014	63.9	63.9	0.2020	12.94	3549	30.0814%	Fecal		CFU/100 mL	200	283.2	86400	-	63,319.5
5439000	7/12/2015	63.9	63.9	0.2020	12.94	3549	30.0814%	Fecal		CFU/100 mL	200	283.2	86400	-	63,319.5
5439000	5/28/2018	63.9	63.9	0.2020	12.94	3549	30.0814%	Fecal		CFU/100 mL	200	283.2	86400	-	63,319.5
5439000	11/13/2009	63.8	63.8	0.2020	12.92	3552	30.1068%	Fecal		CFU/100 mL	200	283.2	86400	-	63,220.6
5439000	6/3/2013	63.8	63.8	0.2020	12.92	3552	30.1068%	Fecal		CFU/100 mL	200	283.2	86400	-	63,220.6
5439000	3/29/2022	63.8	63.8	0.1459	9.34	4669	39.5745%	Fecal		CFU/100 mL	200	283.2	86400	-	45,714.6
5439000	3/23/2016	63.7	63.7	0.2020	12.90	3554	30.1237%	Fecal		CFU/100 mL	200	283.2	86400	-	63,121.8
5439000	1/8/2020	63.7	63.7	0.2020	12.90	3554	30.1237%	Fecal		CFU/100 mL	200	283.2	86400	-	63,121.8
5439000	1/8/2010	63.6	63.6	0.2020	12.88	3557	30.1492%	Fecal		CFU/100 mL	200	283.2	86400	-	63,022.9
5439000	12/31/2011	63.6	63.6	0.2020	12.88	3557	30.1492%	Fecal		CFU/100 mL	200	283.2	86400	-	63,022.9
5439000	4/8/2019	63.6	63.6	0.2020	12.88	3557	30.1492%	Fecal		CFU/100 mL	200	283.2	86400	-	63,022.9
5439000	5/13/2020	63.6	63.6	0.2020	12.88	3557	30.1492%	Fecal		CFU/100 mL	200	283.2	86400	-	63,022.9
5439000	3/30/2021	63.6	63.6	0.2020	12.88	3557	30.1492%	Fecal		CFU/100 mL	200	283.2	86400	-	63,022.9
5439000	4/30/2006	63.5	63.5	0.2020	12.86	3562	30.1916%	Fecal		CFU/100 mL	200	283.2	86400	-	62,924.0
5439000	8/30/2009	63.5	63.5	0.2020	12.86	3562	30.1916%	Fecal		CFU/100 mL	200	283.2	86400	-	62,924.0
5439000	6/26/2019	63.5	63.5	0.2020	12.86	3562	30.1916%	Fecal		CFU/100 mL	200	283.2	86400	-	62,924.0
5439000	2/25/2004	63.4	63.4	0.2020	12.84	3565	30.2170%	Fecal		CFU/100 mL	200	283.2	86400	-	62,825.2
5439000	2/10/2005	63.4	63.4	0.2020	12.84	3565	30.2170%	Fecal		CFU/100 mL	200	283.2	86400	-	62,825.2
5439000	5/17/2014	63.4	63.4	0.2020	12.84	3565	30.2170%	Fecal		CFU/100 mL	200	283.2	86400	-	62,825.2
5439000	6/1/2018	63.4	63.4	0.2020	12.84	3565	30.2170%	Fecal		CFU/100 mL	200	283.2	86400	-	62,825.2
5439000	5/26/2003	63.3	63.3	0.2020	12.82	3569	30.2509%	Fecal		CFU/100 mL	200	283.2	86400	-	62,726.3
5439000	6/24/2004	63.3	63.3	0.2020	12.82	3569	30.2509%	Fecal		CFU/100 mL	200	283.2	86400	-	62,726.3
5439000	7/18/2014	63.3	63.3	0.2020	12.82	3569	30.2509%	Fecal		CFU/100 mL	200	283.2	86400	-	62,726.3
5439000	4/14/2016	63.3	63.3	0.2020	12.82	3569	30.2509%	Fecal		CFU/100 mL	200	283.2	86400	-	62,726.3
5439000	7/18/2021	63.3	63.3	0.2020	12.82	3569	30.2509%	Fecal		CFU/100 mL	200	283.2	86400	-	62,726.3
5439000	5/13/2006	63.2	63.2	0.2020	12.80	3574	30.2933%	Fecal		CFU/100 mL	200	283.2	86400	-	62,627.5
5439000	2/2/2010	63.2	63.2	0.2020	12.80	3574	30.2933%	Fecal		CFU/100 mL	200	283.2	86400	-	62,627.5
5439000	12/3/2011	63.2	63.2	0.2020	12.80	3574	30.2933%	Fecal		CFU/100 mL	200	283.2	86400	-	62,627.5
5439000	5/15/2012	63.2	63.2	0.2020	12.80	3574	30.2933%	Fecal		CFU/100 mL	200	283.2	86400	-	62,627.5
5439000	4/16/2015	63.2	63.2	0.2020	12.80	3574	30.2933%	Fecal		CFU/100 mL	200	283.2	86400	-	62,627.5
5439000	6/27/2016	63.2	63.2	0.2020	12.80	3574	30.2933%	Fecal		CFU/100 mL	200	283.2	86400	-	62,627.5
5439000	4/23/2004	63.1	63.1	0.2020	12.78	3580	30.3441%	Fecal		CFU/100 mL	200	283.2	86400	-	62,528.6
5439000	1/26/2007	63.1	63.1	0.2020	12.78	3580	30.3441%	Fecal		CFU/100 mL	200	283.2	86400	-	62,528.6
5439000	11/19/2008	63.1	63.1	0.2020	12.78	3580	30.3441%	Fecal		CFU/100 mL	200	283.2	86400	-	62,528.6
5439000	3/29/2014	63.1	63.1	0.2020	12.78	3580	30.3441%	Fecal		CFU/100 mL	200	283.2	86400	-	62,528.6
5439000	6/9/2016	63.1	63.1	0.2020	12.78	3580	30.3441%	Fecal		CFU/100 mL	200	283.2	86400	-	62,528.6
5439000	12/3/2016	63.1	63.1	0.2020	12.78	3580	30.3441%	Fecal		CFU/100 mL	200	283.2	86400	-	62,528.6
5439000	6/17/2017	63.1	63.1	0.2020	12.78	3580	30.3441%	Fecal		CFU/100 mL	200	283.2	86400	-	62,528.6
5439000	1/31/2019	63.1	63.1	0.2020	12.78	3580	30.3441%	Fecal		CFU/100 mL	200	283.2	86400	-	62,528.6
5439000	4/17/2020	63.1	63.1	0.2020	12.78	3580	30.3441%	Fecal		CFU/100 mL	200	283.2	86400	-	62,528.6
5439000	2/24/1990	63	63	0.2020	12.76	3589	30.4204%	Fecal		CFU/100 mL	200	283.2	86400	-	62,429.8
5439000	4/4/1990	63	63	0.2020	12.76	3589	30.4204%	Fecal		CFU/100 mL	200	283.2	86400	-	62,429.8
5439000	5/11/1991	63	63	0.2020	12.76	3589	30.4204%	Fecal		CFU/100 mL	200	283.2	86400	-	62,429.8
5439000	6/15/1991	63	63	0.2020	12.76	3589	30.4204%	Fecal		CFU/100 mL	200	283.2	86400	-	62,429.8
5439000	1/10/1992	63	63	0.2020	12.76	3589	30.4204%	Fecal		CFU/100 mL	200	283.2	86400	-	62,429.8
5439000	3/16/1992	63	63	0.2020	12.76	3589	30.4204%	Fecal		CFU/100 mL	200	283.2	86400	-	62,429.8
5439000	3/17/1992	63	63	0.2020	12.76	3589	30.4204%	Fecal		CFU/100 mL	200	283.2	86400	-	62,429.8
5439000	3/27/1992	63	63	0.2020	12.76	3589	30.4204%	Fecal		CFU/100 mL	200	283.2	86400	-	62,429.8
5439000	11/8/1992	63	63	0.2020	12.76	3589	30.4204%	Fecal		CFU/100 mL	200	283.2	86400	-	62,429.8
5439000	7/8/1993	63	63	0.2020	12.76	3589	30.4204%	Fecal		CFU/100 mL	200	283.2	86400	-	62,429.8
5439000	3/28/1994	63	63	0.2020	12.76	3589	30.4204%	Fecal		CFU/100 mL	200	283.2	86400	-	62,429.8
5439000	3/27/1995	63	63	0.2020	12.76	3589	30.4204%	Fecal		CFU/100 mL	200	283.2	86400	-	62,429.8
5439000	4/25/1995	63	63	0.2020	12.76	3589	30.4204%	Fecal		CFU/100 mL	200	283.2	86400	-	62,429.8
5439000	5/6/1995	63	63	0.2020	12.76	3589	30.4204%	Fecal		CFU/100 mL	200	283.2	86400	-	62,429.8
5439000	6/14/1995	63	63	0.2020	12.76	3589	30.4204%	Fecal		CFU/100 mL	200	283.2	86400	-	62,429.8
5439000	6/17/1995	63	63	0.2020	12.76	3589	30.4204%	Fecal		CFU/100 mL	200	283.2	86400	-	62,429.8
5439000	11/3/1995	63	63	0.2020	12.76	3589	30.4204%	Fecal		CFU/100 mL	200	283.2	86400	-	62,429.8
5439000	12/17/1996	63	63	0.2020	12.76	3589	30.4204%	Fecal		CFU/100 mL	200	283.2	86400	-	62,429.8
5439000	5/1/1997	63	63	0.2020	12.76	3589	30.4204%	Fecal		CFU/100 mL	200	283.2	86400	-	62,429.8
5439000	2/9/1998	63	63	0.2020	12.76	3589	30.4204%	Fecal		CFU/100 mL	200	283.2	86400	-	62,429.8
5439000	11/16/1998	63	63	0.2020	12.76	3589	30.4204%	Fecal		CFU/100 mL	200	283.2	86400	-	62,429.8
5439000	3/2/1999	63	63	0.2020	12.76	3589	30.4204%	Fecal		CFU/100 mL	200	283.2	86400	-	62,429.8
5439000	6/27/1999	63	63	0.2020	12.76	3589	30.4204%	Fecal		CFU/100 mL	200	283.2	86400	-	62,429.8

Gage ID	Date	Discharge (CFS)	Gage Discharge (less Surrogate NPDES) (CFS)	Watershed Area Ratio	Calculated flow (CFS)	Rank	Flow Exceedance %	Parameter	Results	Units (mg or micro_gram	Limit/Standard	100mL/CF	sec/day	Actual Load (million colonies/day)	Allowable Load (million colonies/day)
5439000	3/3/2000	63	63	0.2020	12.76	3589	30.4204%	Fecal		CFU/100 mL	200	283.2	86400	-	62,429.8
5439000	5/16/2000	63	63	0.2020	12.76	3589	30.4204%	Fecal		CFU/100 mL	200	283.2	86400	-	62,429.8
5439000	4/1/2001	63	63	0.2020	12.76	3589	30.4204%	Fecal		CFU/100 mL	200	283.2	86400	-	62,429.8
5439000	6/15/2001	63	63	0.2020	12.76	3589	30.4204%	Fecal		CFU/100 mL	200	283.2	86400	-	62,429.8
5439000	5/15/2006	63	63	0.2020	12.76	3589	30.4204%	Fecal		CFU/100 mL	200	283.2	86400	-	62,429.8
5439000	3/9/2017	63	63	0.2020	12.76	3589	30.4204%	Fecal		CFU/100 mL	200	283.2	86400	-	62,429.8
5439000	3/7/2022	63	63	0.1459	9.22	4742	40.1933%	Fecal		CFU/100 mL	200	283.2	86400	-	45,143.2
5439000	3/21/2022	63	63	0.1459	9.22	4742	40.1933%	Fecal		CFU/100 mL	200	283.2	86400	-	45,143.2
5439000	5/8/2007	62.9	62.9	0.2020	12.74	3618	30.6662%	Fecal		CFU/100 mL	200	283.2	86400	-	62,330.9
5439000	8/20/2011	62.9	62.9	0.2020	12.74	3618	30.6662%	Fecal		CFU/100 mL	200	283.2	86400	-	62,330.9
5439000	1/25/2012	62.9	62.9	0.2020	12.74	3618	30.6662%	Fecal		CFU/100 mL	200	283.2	86400	-	62,330.9
5439000	1/31/2012	62.9	62.9	0.2020	12.74	3618	30.6662%	Fecal		CFU/100 mL	200	283.2	86400	-	62,330.9
5439000	3/17/2012	62.9	62.9	0.2020	12.74	3618	30.6662%	Fecal		CFU/100 mL	200	283.2	86400	-	62,330.9
5439000	1/14/2019	62.9	62.9	0.2020	12.74	3618	30.6662%	Fecal		CFU/100 mL	200	283.2	86400	-	62,330.9
5439000	3/3/2019	62.9	62.9	0.2020	12.74	3618	30.6662%	Fecal		CFU/100 mL	200	283.2	86400	-	62,330.9
5439000	6/27/2019	62.9	62.9	0.2020	12.74	3618	30.6662%	Fecal		CFU/100 mL	200	283.2	86400	-	62,330.9
5439000	6/6/2015	62.8	62.8	0.2020	12.72	3626	30.7340%	Fecal		CFU/100 mL	200	283.2	86400	-	62,232.1
5439000	6/5/2017	62.8	62.8	0.2020	12.72	3626	30.7340%	Fecal		CFU/100 mL	200	283.2	86400	-	62,232.1
5439000	2/7/2016	62.7	62.7	0.2020	12.70	3628	30.7510%	Fecal		CFU/100 mL	200	283.2	86400	-	62,133.2
5439000	3/13/2016	62.7	62.7	0.2020	12.70	3628	30.7510%	Fecal		CFU/100 mL	200	283.2	86400	-	62,133.2
5439000	1/29/2019	62.7	62.7	0.2020	12.70	3628	30.7510%	Fecal		CFU/100 mL	200	283.2	86400	-	62,133.2
5439000	4/28/2008	62.6	62.6	0.2020	12.68	3631	30.7764%	Fecal		CFU/100 mL	200	283.2	86400	-	62,034.4
5439000	6/11/2015	62.6	62.6	0.2020	12.68	3631	30.7764%	Fecal		CFU/100 mL	200	283.2	86400	-	62,034.4
5439000	4/21/2019	62.6	62.6	0.2020	12.68	3631	30.7764%	Fecal		CFU/100 mL	200	283.2	86400	-	62,034.4
5439000	7/22/2019	62.6	62.6	0.2020	12.68	3631	30.7764%	Fecal		CFU/100 mL	200	283.2	86400	-	62,034.4
5439000	12/28/1993	62.5	62.5	0.2020	12.66	3635	30.8103%	Fecal		CFU/100 mL	200	283.2	86400	-	61,935.5
5439000	5/10/2002	62.5	62.5	0.2020	12.66	3635	30.8103%	Fecal		CFU/100 mL	200	283.2	86400	-	61,935.5
5439000	12/27/2018	62.5	62.5	0.2020	12.66	3635	30.8103%	Fecal		CFU/100 mL	200	283.2	86400	-	61,935.5
5439000	4/2/2021	62.5	62.5	0.2020	12.66	3635	30.8103%	Fecal		CFU/100 mL	200	283.2	86400	-	61,935.5
5439000	12/3/1993	62.4	62.4	0.2020	12.64	3639	30.8442%	Fecal		CFU/100 mL	200	283.2	86400	-	61,836.6
5439000	11/6/2008	62.4	62.4	0.2020	12.64	3639	30.8442%	Fecal		CFU/100 mL	200	283.2	86400	-	61,836.6
5439000	9/8/2020	62.4	62.4	0.2020	12.64	3639	30.8442%	Fecal		CFU/100 mL	200	283.2	86400	-	61,836.6
5439000	3/20/2015	62.3	62.3	0.2020	12.62	3642	30.8696%	Fecal		CFU/100 mL	200	283.2	86400	-	61,737.8
5439000	6/6/2020	62.3	62.3	0.2020	12.62	3642	30.8696%	Fecal		CFU/100 mL	200	283.2	86400	-	61,737.8
5439000	3/30/2011	62.2	62.2	0.2020	12.60	3644	30.8866%	Fecal		CFU/100 mL	200	283.2	86400	-	61,638.9
5439000	4/15/2016	62.2	62.2	0.2020	12.60	3644	30.8866%	Fecal		CFU/100 mL	200	283.2	86400	-	61,638.9
5439000	9/1/2016	62.2	62.2	0.2020	12.60	3644	30.8866%	Fecal		CFU/100 mL	200	283.2	86400	-	61,638.9
5439000	3/4/2020	62.2	62.2	0.2020	12.60	3644	30.8866%	Fecal		CFU/100 mL	200	283.2	86400	-	61,638.9
5439000	3/4/1994	62.1	62.1	0.2020	12.58	3648	30.9205%	Fecal		CFU/100 mL	200	283.2	86400	-	61,540.1
5439000	5/4/2006	62.1	62.1	0.2020	12.58	3648	30.9205%	Fecal		CFU/100 mL	200	283.2	86400	-	61,540.1
5439000	6/21/2016	62.1	62.1	0.2020	12.58	3648	30.9205%	Fecal		CFU/100 mL	200	283.2	86400	-	61,540.1
5439000	11/23/2017	62.1	62.1	0.2020	12.58	3648	30.9205%	Fecal		CFU/100 mL	200	283.2	86400	-	61,540.1
5439000	11/24/2017	62.1	62.1	0.2020	12.58	3648	30.9205%	Fecal		CFU/100 mL	200	283.2	86400	-	61,540.1
5439000	1/21/2019	62.1	62.1	0.2020	12.58	3648	30.9205%	Fecal		CFU/100 mL	200	283.2	86400	-	61,540.1
5439000	2/11/2020	62.1	62.1	0.2020	12.58	3648	30.9205%	Fecal		CFU/100 mL	200	283.2	86400	-	61,540.1
5439000	2/18/1990	62	62	0.2020	12.56	3655	30.9798%	Fecal		CFU/100 mL	200	283.2	86400	-	61,441.2
5439000	7/23/1990	62	62	0.2020	12.56	3655	30.9798%	Fecal		CFU/100 mL	200	283.2	86400	-	61,441.2
5439000	11/10/1990	62	62	0.2020	12.56	3655	30.9798%	Fecal		CFU/100 mL	200	283.2	86400	-	61,441.2
5439000	12/24/1990	62	62	0.2020	12.56	3655	30.9798%	Fecal		CFU/100 mL	200	283.2	86400	-	61,441.2
5439000	3/16/1991	62	62	0.2020	12.56	3655	30.9798%	Fecal		CFU/100 mL	200	283.2	86400	-	61,441.2
5439000	4/30/1991	62	62	0.2020	12.56	3655	30.9798%	Fecal		CFU/100 mL	200	283.2	86400	-	61,441.2
5439000	12/19/1991	62	62	0.2020	12.56	3655	30.9798%	Fecal		CFU/100 mL	200	283.2	86400	-	61,441.2
5439000	4/27/1992	62	62	0.2020	12.56	3655	30.9798%	Fecal		CFU/100 mL	200	283.2	86400	-	61,441.2
5439000	12/9/1992	62	62	0.2020	12.56	3655	30.9798%	Fecal		CFU/100 mL	200	283.2	86400	-	61,441.2
5439000	5/18/1993	62	62	0.2020	12.56	3655	30.9798%	Fecal		CFU/100 mL	200	283.2	86400	-	61,441.2
5439000	8/2/1993	62	62	0.2020	12.56	3655	30.9798%	Fecal		CFU/100 mL	200	283.2	86400	-	61,441.2
5439000	3/21/1995	62	62	0.2020	12.56	3655	30.9798%	Fecal		CFU/100 mL	200	283.2	86400	-	61,441.2
5439000	4/1/1995	62	62	0.2020	12.56	3655	30.9798%	Fecal		CFU/100 mL	200	283.2	86400	-	61,441.2
5439000	8/17/1996	62	62	0.2020	12.56	3655	30.9798%	Fecal		CFU/100 mL	200	283.2	86400	-	61,441.2
5439000	3/18/1997	62	62	0.2020	12.56	3655	30.9798%	Fecal		CFU/100 mL	200	283.2	86400	-	61,441.2
5439000	12/13/1998	62	62	0.2020	12.56	3655	30.9798%	Fecal		CFU/100 mL	200	283.2	86400	-	61,441.2
5439000	5/30/1999	62	62	0.2020	12.56	3655	30.9798%	Fecal		CFU/100 mL	200	283.2	86400	-	61,441.2
5439000	7/9/2000	62	62	0.2020	12.56	3655	30.9798%	Fecal		CFU/100 mL	200	283.2	86400	-	61,441.2
5439000	6/14/2001	62	62	0.2020	12.56	3655	30.9798%	Fecal		CFU/100 mL	200	283.2	86400	-	61,441.2
5439000	12/28/2007	62	62	0.2020	12.56	3655	30.9798%	Fecal		CFU/100 mL	200	283.2	86400	-	61,441.2
5439000	8/8/2010	62	62	0.2020	12.56	3655	30.9798%	Fecal		CFU/100 mL	200	283.2	86400	-	61,441.2
5439000	3/27/2015	62	62	0.2020	12.56	3655	30.9798%	Fecal		CFU/100 mL	200	283.2	86400	-	61,441.2
5439000	1/23/2016	62	62	0.2020	12.56	3655	30.9798%	Fecal		CFU/100 mL	200	283.2	86400	-	61,441.2
5439000	2/6/2016	62	62	0.2020	12.56	3655	30.9798%	Fecal		CFU/100 mL	200	283.2	86400	-	61,441.2
5439000	6/8/2016	62	62	0.2020	12.56	3655	30.9798%	Fecal		CFU/100 mL	200	283.2	86400	-	61,441.2
5439000	10/21/2017	62	62	0.2020	12.56	3655	30.9798%	Fecal		CFU/100 mL	200	283.2	86400	-	61,441.2
5439000	11/28/2018	62	62	0.2020	12.56	3655	30.9798%	Fecal		CFU/100 mL	200	283.2	86400	-	61,441.2
5439000	3/3/1994	61.9	61.9	0.2020	12.53	3683	31.2172%	Fecal		CFU/100 mL	200	283.2	86400	-	61,342.4
5439000	1/17/2007	61.9	61.9	0.2020	12.53	3683	31.2172%	Fecal		CFU/100 mL	200	283.2	86400	-	61,342.4
5439000	4/7/2019	61.9	61.9	0.2020	12.53	3683	31.2172%	Fecal		CFU/100 mL	200	283.2	86400	-	61,342.4
5439000	4/5/2021	61.9	61.9	0.2020	12.53	3683	31.2172%	Fecal		CFU/100 mL	200	283.2	86400	-	61,342.4
5439000	6/26/2011	61.8	61.8	0.2020	12.51	3687	31.2511%	Fecal		CFU/100 mL	200	283.2	86400	-	61,243.5
5439000	4/18/2014	61.8	61.8	0.2020	12.51	3687	31.2511%	Fecal		CFU/100 mL	200	283.2	86400	-	61,243.5
5439000	7/5/2015	61.8	61.8	0.2020	12.51	3687	31.2511%	Fecal		CFU/100 mL	200	283.2	86400	-	61,243.5
5439000	4/5/2019	61.8	61.8	0.2020	12.51	3687	31.2511%	Fecal		CFU/100 mL	200	283.2	86400	-	61,243.5
5439000	1/25/2020	61.8	61.8	0.2020	12.51	3687	31.2511%	Fecal		CFU/100 mL	200	283.2	86400	-	61,243.5
5439000	6/13/2021	61.8	61.8	0.2020	12.51	3687	31.2511%	Fecal		CFU/100 mL	200	283.2	86400	-	61,243.5
5439000	3/29/1994	61.7	61.7	0.2020	12.49	3693	31.3019%	Fecal		CFU/100 mL	200	283.2	86400	-	61,144.7
5439000	10/27/2001	61.7	61.7	0.2020	12.49	3693	31.3019%	Fecal		CFU/100 mL	200	283.2	86400	-	61,144.7
5439000	4/25/2002	61.7	61.7	0.2020	12.49	3693	31.3019%	Fecal		CFU/100 mL	200	283.2	86400	-	61,144.7
5439000	4/4/2011	61.7	61.7	0.2020	12.49	3693	31.3019%	Fecal		CFU/100 mL	200	283.2	86400	-	61,144.7
5439000	4/8/2014	61.7	61.7	0.2020	12.49	3693	31.3019%	Fecal		CFU/100 mL	200	283.2	86400	-	61,144.7
5439000	8/29/2018	61.7	61.7	0.2020	12.49	3693	31.3019%	Fecal		CFU/100 mL	200	283.2	86400	-	61,144.7
5439000	6/27/2011	61.6	61.6	0.2020	12.47	3699	31.3528%	Fecal		CFU/100 mL	200	283.2	86400	-	61,045.8
5439000	8/6/2014	61.6	61.6	0.2020	12.47	3699	31.3528%	Fecal		CFU/100 mL	200	283.2	86400	-	61,045.8
5439000	6/29/2019	61.6	61.6	0.2020	12.47	3699	31.3528%	Fecal		CFU/100 mL	200	283.2	86400	-	61,045.8
5439000	6/10/2015	61.5	61.5	0.2020	12.45	3702	31.3782%	Fecal		CFU/100 mL	200	283.2	86400	-	60,947.0
5439000	1/9/2020	61.5	61.5	0.2020	12.45	3702	31.3782%	Fecal		CFU/100 mL	200	283.2	86400	-	60,947.0
5439000	12/22/1993	61.4	61.4	0.2020	12.43	3704	31.3952%	Fecal		CFU/100 mL	200	283.2	86400	-	60,848.1
5439000	4/24/2004	61.4	61.4	0.2020	12.43	3704	31.3952%	Fecal		CFU/100 mL	200	283.2	86400	-	60,848.1
5439000	3/30/2010	61.4	61.4	0.2020	12.43	3704	31.3952%	Fecal		CFU/100 mL	200	283.2	86400	-	60,848.1
5439000	2/24/2005	61.3	61.3	0.2020	12.41	3707	31.4206%	Fecal		CFU/100 mL	200	283.2	86400	-	60,749.2
5439000	11/2/2008	61.2	61.2	0.2020	12.39	3708	31.4291%	Fecal		CFU/100 mL	200	283.2	86400	-	60,650.4
5439000	3/21/2015	61.2	61.2	0.2020	12.39	3708	31.4291%	Fecal		CFU/100 mL	200	283.2	86400	-	60,650.4
5439000	2/8/2016	61.2	61.2	0.2020	12.39	3708	31.4291%	Fecal		CFU/100 mL	200	283.2	86400	-	60,650.4
5439000	7/7/2019	61.2	61.2	0.2020	12.39	3708	31.4291%	Fecal		CFU/100 mL	200	283.2	86400	-	60,650.4
5439000	12/10/2019	61.2	61.2	0.2020	12.39	3708	31.4291%	Fecal		CFU/100 mL	200	283.2	86400	-	60,650.4
5439000	7/7/2021	61.2	61.2	0.2020	12.39	3708	31.4291%	Fecal		CFU/100 mL	200	283.2	86400	-	60,650.4
5439000	7/10/2003	61.1	61.1	0.2020	12.37	3714	31.4799%	Fecal		CFU/100 mL	200	283.2	86400	-	60,551.5
5439000	1/9/2010	61.1	61.1	0.2020	12.37	3714	31.4799%	Fecal		CFU/100 mL	200	283.2	86400	-	60,551.5
5439000	11/6/2017	61.1	61.1	0.2020	12.37	3714	31.4799%	Fecal		CFU/100 mL	200	283.2	86400	-	60,551.5
5439000	4/4/2019	61.1	61.1	0.2020	12.37	3714	31.4799%	Fecal		CFU/100 mL	200	283.2	86400	-	60,551.5
5439000	6/3/1990	61	61	0.2020	12.35	3718	31.5138%	Fecal		CFU/100 mL	200	283.2	86400	-	60,452.7
5439000	7/5/1990	61	61	0.2020	12.35	3718	31.5138%	Fecal		CFU/100 mL	200	283.2	86400	-	60,452.7
5439000	3/3/1992	61	61	0.2020	12.35	3718	31.5138%	Fecal		CFU/100 mL	200	283.2	86400	-	60,452.7
5439000	3/30/1992	61	61	0.2020	12.35	3718	31.5138%	Fecal		CFU/100 mL	200	283.2	86400	-	60,452.7
5439000	4/29/1992	61	61	0.2020	12.35	3718	31.5138%	Fecal		CFU/100 mL	200	283.2	86400	-	60,452.7
5439000	12/11/1992	61	61	0.2020	12.35	3718	31.5138%	Fecal		CFU/100 mL	200	283.2	86400	-	60,452.7
5439000	12/28/1992	61	61	0.2020	12.35	3718	31.5138%	Fecal		CFU/100 mL	200	283.2	86400	-	60,452.7
5439000	3/18/1993	61	61	0.2020	12.35	3718	31.5138%	Fecal		CFU/100 mL	200	283.2	86400	-	60,452.7
5439000	5/23/1993	61	61	0.2020	12.35	3718	31.5138%	Fecal		CFU/100 mL	200	283.2	86400	-	60,452.7
5439000	12/25/1993	61	61	0.2020	12.35	3718	31.5138%	Fecal		CFU/100 mL	200	283.2	86400	-	60,452.7
5439000	12/3/1994	61	61	0.2020	12.35	3718	31.5138%	Fecal		CFU/100 mL	200	283.2	86400	-	60,452.7
5439000	1/22/1995	61	61	0.2020	12.35	3718	31.5138%	Fecal		CFU/100 mL	200	283.2	86400	-	60,452.7
5439000	5/29/1997	61	61	0.2020	12.35	3718	31.5138%	Fecal		CFU/100 mL	200	283.2	86400	-	60,452.7
5439000	2/25/1998	61	61	0.2020	12.35	3718	31.5138%	Fecal		CFU/100 mL	200	283.2	86400	-	60,452.7
5439000	3/4/1999	61	61	0.2020	12.35	3718	31.5138%	Fecal		CFU/100 mL	200	283.2	86400	-	60,452.7
5439000	5/31/2012	61	61	0.2020	12.35	3718	31.5138%	Fecal		CFU/100 mL	200	283.2	86400	-	60,452.7
5439000	2/16/2020	61	61	0.2020	12.35	3718	31.5138%	Fecal		CFU/100 mL	200	283.2	86400	-	60,452.7
5439000	5/13/2021	61	61	0.2020	12.35	3718	31.5138%	Fecal		CFU/100 mL	200	283.2	86400	-	60,452.7

Gage ID	Date	Discharge (CFS)	Gage Discharge (less Surrogate NPDES) (CFS)	Watershed Area Ratio	Calculated flow (CFS)	Rank	Flow Exceedance %	Parameter	Results	Units (mg or micro_gram	Limit/Standard	100mL/CF	sec/day	Actual Load (million colonies/day)	Allowable Load (million colonies/day)
5439000	4/7/2002	60.9	60.9	0.2020	12.33	3736	31.6664%	Fecal		CFU/100 mL	200	283.2	86400	-	60,353.8
5439000	11/18/2008	60.9	60.9	0.2020	12.33	3736	31.6664%	Fecal		CFU/100 mL	200	283.2	86400	-	60,353.8
5439000	7/2/2010	60.9	60.9	0.2020	12.33	3736	31.6664%	Fecal		CFU/100 mL	200	283.2	86400	-	60,353.8
5439000	2/3/2017	60.9	60.9	0.2020	12.33	3736	31.6664%	Fecal		CFU/100 mL	200	283.2	86400	-	60,353.8
5439000	4/16/2021	60.9	60.9	0.2020	12.33	3736	31.6664%	Fecal		CFU/100 mL	200	283.2	86400	-	60,353.8
5439000	11/12/2008	60.8	60.8	0.2020	12.31	3741	31.7088%	Fecal		CFU/100 mL	200	283.2	86400	-	60,255.0
5439000	3/12/2018	60.8	60.8	0.2020	12.31	3741	31.7088%	Fecal		CFU/100 mL	200	283.2	86400	-	60,255.0
5439000	7/12/2021	60.8	60.8	0.2020	12.31	3741	31.7088%	Fecal		CFU/100 mL	200	283.2	86400	-	60,255.0
5439000	11/16/2011	60.7	60.7	0.2020	12.29	3744	31.7342%	Fecal		CFU/100 mL	200	283.2	86400	-	60,156.1
5439000	4/10/2013	60.6	60.6	0.2020	12.27	3745	31.7427%	Fecal		CFU/100 mL	200	283.2	86400	-	60,057.3
5439000	4/17/2015	60.6	60.6	0.2020	12.27	3745	31.7427%	Fecal		CFU/100 mL	200	283.2	86400	-	60,057.3
5439000	12/13/2018	60.6	60.6	0.2020	12.27	3745	31.7427%	Fecal		CFU/100 mL	200	283.2	86400	-	60,057.3
5439000	3/29/2002	60.5	60.5	0.2020	12.25	3748	31.7681%	Fecal		CFU/100 mL	200	283.2	86400	-	59,958.4
5439000	3/1/2021	60.5	60.5	0.2020	12.25	3748	31.7681%	Fecal		CFU/100 mL	200	283.2	86400	-	59,958.4
5439000	2/13/2008	60.3	60.3	0.2020	12.21	3751	31.7935%	Fecal		CFU/100 mL	200	283.2	86400	-	59,760.7
5439000	2/14/2013	60.3	60.3	0.2020	12.21	3751	31.7935%	Fecal		CFU/100 mL	200	283.2	86400	-	59,760.7
5439000	3/23/2021	60.3	60.3	0.2020	12.21	3751	31.7935%	Fecal		CFU/100 mL	200	283.2	86400	-	59,760.7
5439000	2/23/2005	60.2	60.2	0.2020	12.19	3754	31.8190%	Fecal		CFU/100 mL	200	283.2	86400	-	59,661.8
5439000	4/19/2006	60.2	60.2	0.2020	12.19	3754	31.8190%	Fecal		CFU/100 mL	200	283.2	86400	-	59,661.8
5439000	12/29/2011	60.2	60.2	0.2020	12.19	3754	31.8190%	Fecal		CFU/100 mL	200	283.2	86400	-	59,661.8
5439000	3/18/2012	60.2	60.2	0.2020	12.19	3754	31.8190%	Fecal		CFU/100 mL	200	283.2	86400	-	59,661.8
5439000	1/29/2013	60.2	60.2	0.2020	12.19	3754	31.8190%	Fecal		CFU/100 mL	200	283.2	86400	-	59,661.8
5439000	3/11/2016	60.2	60.2	0.2020	12.19	3754	31.8190%	Fecal		CFU/100 mL	200	283.2	86400	-	59,661.8
5439000	12/13/2003	60.1	60.1	0.2020	12.17	3760	31.8698%	Fecal		CFU/100 mL	200	283.2	86400	-	59,563.0
5439000	6/27/1990	60	60	0.2020	12.15	3761	31.8783%	Fecal		CFU/100 mL	200	283.2	86400	-	59,464.1
5439000	8/13/1990	60	60	0.2020	12.15	3761	31.8783%	Fecal		CFU/100 mL	200	283.2	86400	-	59,464.1
5439000	1/9/1992	60	60	0.2020	12.15	3761	31.8783%	Fecal		CFU/100 mL	200	283.2	86400	-	59,464.1
5439000	2/22/1992	60	60	0.2020	12.15	3761	31.8783%	Fecal		CFU/100 mL	200	283.2	86400	-	59,464.1
5439000	7/16/1992	60	60	0.2020	12.15	3761	31.8783%	Fecal		CFU/100 mL	200	283.2	86400	-	59,464.1
5439000	1/29/1993	60	60	0.2020	12.15	3761	31.8783%	Fecal		CFU/100 mL	200	283.2	86400	-	59,464.1
5439000	2/12/1993	60	60	0.2020	12.15	3761	31.8783%	Fecal		CFU/100 mL	200	283.2	86400	-	59,464.1
5439000	10/12/1993	60	60	0.2020	12.15	3761	31.8783%	Fecal		CFU/100 mL	200	283.2	86400	-	59,464.1
5439000	12/29/1993	60	60	0.2020	12.15	3761	31.8783%	Fecal		CFU/100 mL	200	283.2	86400	-	59,464.1
5439000	12/23/1994	60	60	0.2020	12.15	3761	31.8783%	Fecal		CFU/100 mL	200	283.2	86400	-	59,464.1
5439000	1/8/1995	60	60	0.2020	12.15	3761	31.8783%	Fecal		CFU/100 mL	200	283.2	86400	-	59,464.1
5439000	6/18/1995	60	60	0.2020	12.15	3761	31.8783%	Fecal		CFU/100 mL	200	283.2	86400	-	59,464.1
5439000	5/18/1996	60	60	0.2020	12.15	3761	31.8783%	Fecal		CFU/100 mL	200	283.2	86400	-	59,464.1
5439000	8/19/1996	60	60	0.2020	12.15	3761	31.8783%	Fecal		CFU/100 mL	200	283.2	86400	-	59,464.1
5439000	4/18/1997	60	60	0.2020	12.15	3761	31.8783%	Fecal		CFU/100 mL	200	283.2	86400	-	59,464.1
5439000	4/20/1997	60	60	0.2020	12.15	3761	31.8783%	Fecal		CFU/100 mL	200	283.2	86400	-	59,464.1
5439000	5/24/1997	60	60	0.2020	12.15	3761	31.8783%	Fecal		CFU/100 mL	200	283.2	86400	-	59,464.1
5439000	1/15/1998	60	60	0.2020	12.15	3761	31.8783%	Fecal		CFU/100 mL	200	283.2	86400	-	59,464.1
5439000	3/7/1998	60	60	0.2020	12.15	3761	31.8783%	Fecal		CFU/100 mL	200	283.2	86400	-	59,464.1
5439000	5/30/1998	60	60	0.2020	12.15	3761	31.8783%	Fecal		CFU/100 mL	200	283.2	86400	-	59,464.1
5439000	5/31/1998	60	60	0.2020	12.15	3761	31.8783%	Fecal		CFU/100 mL	200	283.2	86400	-	59,464.1
5439000	2/27/1999	60	60	0.2020	12.15	3761	31.8783%	Fecal		CFU/100 mL	200	283.2	86400	-	59,464.1
5439000	3/1/1999	60	60	0.2020	12.15	3761	31.8783%	Fecal		CFU/100 mL	200	283.2	86400	-	59,464.1
5439000	3/5/1999	60	60	0.2020	12.15	3761	31.8783%	Fecal		CFU/100 mL	200	283.2	86400	-	59,464.1
5439000	3/25/1999	60	60	0.2020	12.15	3761	31.8783%	Fecal		CFU/100 mL	200	283.2	86400	-	59,464.1
5439000	4/9/1999	60	60	0.2020	12.15	3761	31.8783%	Fecal		CFU/100 mL	200	283.2	86400	-	59,464.1
5439000	4/4/2001	60	60	0.2020	12.15	3761	31.8783%	Fecal		CFU/100 mL	200	283.2	86400	-	59,464.1
5439000	12/8/2006	60	60	0.2020	12.15	3761	31.8783%	Fecal		CFU/100 mL	200	283.2	86400	-	59,464.1
5439000	1/18/2008	60	60	0.2020	12.15	3761	31.8783%	Fecal		CFU/100 mL	200	283.2	86400	-	59,464.1
5439000	3/31/2010	60	60	0.2020	12.15	3761	31.8783%	Fecal		CFU/100 mL	200	283.2	86400	-	59,464.1
5439000	1/5/2011	60	60	0.2020	12.15	3761	31.8783%	Fecal		CFU/100 mL	200	283.2	86400	-	59,464.1
5439000	3/31/2011	60	60	0.2020	12.15	3761	31.8783%	Fecal		CFU/100 mL	200	283.2	86400	-	59,464.1
5439000	12/28/2011	60	60	0.2020	12.15	3761	31.8783%	Fecal		CFU/100 mL	200	283.2	86400	-	59,464.1
5439000	1/21/2012	60	60	0.2020	12.15	3761	31.8783%	Fecal		CFU/100 mL	200	283.2	86400	-	59,464.1
5439000	3/19/2012	60	60	0.2020	12.15	3761	31.8783%	Fecal		CFU/100 mL	200	283.2	86400	-	59,464.1
5439000	4/18/2010	59.9	59.9	0.2020	12.13	3796	32.1749%	Fecal		CFU/100 mL	200	283.2	86400	-	59,365.3
5439000	6/19/2013	59.9	59.9	0.2020	12.13	3796	32.1749%	Fecal		CFU/100 mL	200	283.2	86400	-	59,365.3
5439000	4/28/2016	59.9	59.9	0.2020	12.13	3796	32.1749%	Fecal		CFU/100 mL	200	283.2	86400	-	59,365.3
5439000	3/26/1994	59.8	59.8	0.2020	12.11	3799	32.2004%	Fecal		CFU/100 mL	200	283.2	86400	-	59,266.4
5439000	5/12/2013	59.8	59.8	0.2020	12.11	3799	32.2004%	Fecal		CFU/100 mL	200	283.2	86400	-	59,266.4
5439000	4/21/2016	59.8	59.8	0.2020	12.11	3799	32.2004%	Fecal		CFU/100 mL	200	283.2	86400	-	59,266.4
5439000	1/15/2019	59.8	59.8	0.2020	12.11	3799	32.2004%	Fecal		CFU/100 mL	200	283.2	86400	-	59,266.4
5439000	5/28/2021	59.8	59.8	0.2020	12.11	3799	32.2004%	Fecal		CFU/100 mL	200	283.2	86400	-	59,266.4
5439000	6/2/2003	59.7	59.7	0.2020	12.09	3804	32.2428%	Fecal		CFU/100 mL	200	283.2	86400	-	59,167.6
5439000	6/30/2019	59.7	59.7	0.2020	12.09	3804	32.2428%	Fecal		CFU/100 mL	200	283.2	86400	-	59,167.6
5439000	7/15/2021	59.7	59.7	0.2020	12.09	3804	32.2428%	Fecal		CFU/100 mL	200	283.2	86400	-	59,167.6
5439000	6/19/2008	59.6	59.6	0.2020	12.07	3807	32.2682%	Fecal		CFU/100 mL	200	283.2	86400	-	59,068.7
5439000	12/9/2011	59.6	59.6	0.2020	12.07	3807	32.2682%	Fecal		CFU/100 mL	200	283.2	86400	-	59,068.7
5439000	5/16/2012	59.6	59.6	0.2020	12.07	3807	32.2682%	Fecal		CFU/100 mL	200	283.2	86400	-	59,068.7
5439000	2/1/2017	59.6	59.6	0.2020	12.07	3807	32.2682%	Fecal		CFU/100 mL	200	283.2	86400	-	59,068.7
5439000	6/7/2020	59.6	59.6	0.2020	12.07	3807	32.2682%	Fecal		CFU/100 mL	200	283.2	86400	-	59,068.7
5439000	9/26/2011	59.5	59.5	0.2020	12.05	3812	32.3106%	Fecal		CFU/100 mL	200	283.2	86400	-	58,969.9
5439000	7/1/2019	59.5	59.5	0.2020	12.05	3812	32.3106%	Fecal		CFU/100 mL	200	283.2	86400	-	58,969.9
5439000	6/21/2002	59.4	59.4	0.2020	12.03	3814	32.3275%	Fecal		CFU/100 mL	200	283.2	86400	-	58,871.0
5439000	3/11/2005	59.4	59.4	0.2020	12.03	3814	32.3275%	Fecal		CFU/100 mL	200	283.2	86400	-	58,871.0
5439000	3/14/2006	59.4	59.4	0.2020	12.03	3814	32.3275%	Fecal		CFU/100 mL	200	283.2	86400	-	58,871.0
5439000	5/14/2006	59.4	59.4	0.2020	12.03	3814	32.3275%	Fecal		CFU/100 mL	200	283.2	86400	-	58,871.0
5439000	1/15/2007	59.4	59.4	0.2020	12.03	3814	32.3275%	Fecal		CFU/100 mL	200	283.2	86400	-	58,871.0
5439000	3/26/2014	59.4	59.4	0.2020	12.03	3814	32.3275%	Fecal		CFU/100 mL	200	283.2	86400	-	58,871.0
5439000	12/4/2016	59.4	59.4	0.2020	12.03	3814	32.3275%	Fecal		CFU/100 mL	200	283.2	86400	-	58,871.0
5439000	4/14/2020	59.4	59.4	0.2020	12.03	3814	32.3275%	Fecal		CFU/100 mL	200	283.2	86400	-	58,871.0
5439000	5/27/2006	59.3	59.3	0.2020	12.01	3822	32.3953%	Fecal		CFU/100 mL	200	283.2	86400	-	58,772.2
5439000	6/15/2010	59.3	59.3	0.2020	12.01	3822	32.3953%	Fecal		CFU/100 mL	200	283.2	86400	-	58,772.2
5439000	10/11/2018	59.3	59.3	0.2020	12.01	3822	32.3953%	Fecal		CFU/100 mL	200	283.2	86400	-	58,772.2
5439000	3/5/2020	59.3	59.3	0.2020	12.01	3822	32.3953%	Fecal		CFU/100 mL	200	283.2	86400	-	58,772.2
5439000	4/15/2020	59.3	59.3	0.2020	12.01	3822	32.3953%	Fecal		CFU/100 mL	200	283.2	86400	-	58,772.2
5439000	11/14/2009	59.2	59.2	0.2020	11.99	3827	32.4377%	Fecal		CFU/100 mL	200	283.2	86400	-	58,673.3
5439000	5/14/2013	59.2	59.2	0.2020	11.99	3827	32.4377%	Fecal		CFU/100 mL	200	283.2	86400	-	58,673.3
5439000	6/19/2017	59.2	59.2	0.2020	11.99	3827	32.4377%	Fecal		CFU/100 mL	200	283.2	86400	-	58,673.3
5439000	4/20/2020	59.2	59.2	0.2020	11.99	3827	32.4377%	Fecal		CFU/100 mL	200	283.2	86400	-	58,673.3
5439000	6/11/2020	59.2	59.2	0.2020	11.99	3827	32.4377%	Fecal		CFU/100 mL	200	283.2	86400	-	58,673.3
5439000	1/5/2008	59.1	59.1	0.2020	11.97	3832	32.4801%	Fecal		CFU/100 mL	200	283.2	86400	-	58,574.4
5439000	3/30/2013	59.1	59.1	0.2020	11.97	3832	32.4801%	Fecal		CFU/100 mL	200	283.2	86400	-	58,574.4
5439000	4/24/2019	59.1	59.1	0.2020	11.97	3832	32.4801%	Fecal		CFU/100 mL	200	283.2	86400	-	58,574.4
5439000	4/26/2019	59.1	59.1	0.2020	11.97	3832	32.4801%	Fecal		CFU/100 mL	200	283.2	86400	-	58,574.4
5439000	4/3/1990	59	59	0.2020	11.95	3836	32.5140%	Fecal		CFU/100 mL	200	283.2	86400	-	58,475.6
5439000	4/18/1990	59	59	0.2020	11.95	3836	32.5140%	Fecal		CFU/100 mL	200	283.2	86400	-	58,475.6
5439000	4/24/1990	59	59	0.2020	11.95	3836	32.5140%	Fecal		CFU/100 mL	200	283.2	86400	-	58,475.6
5439000	8/28/1990	59	59	0.2020	11.95	3836	32.5140%	Fecal		CFU/100 mL	200	283.2	86400	-	58,475.6
5439000	2/23/1991	59	59	0.2020	11.95	3836	32.5140%	Fecal		CFU/100 mL	200	283.2	86400	-	58,475.6
5439000	4/28/1992	59	59	0.2020	11.95	3836	32.5140%	Fecal		CFU/100 mL	200	283.2	86400	-	58,475.6
5439000	6/5/1993	59	59	0.2020	11.95	3836	32.5140%	Fecal		CFU/100 mL	200	283.2	86400	-	58,475.6
5439000	5/7/1995	59	59	0.2020	11.95	3836	32.5140%	Fecal		CFU/100 mL	200	283.2	86400	-	58,475.6
5439000	3/30/1997	59	59	0.2020	11.95	3836	32.5140%	Fecal		CFU/100 mL	200	283.2	86400	-	58,475.6
5439000	4/21/1997	59	59	0.2020	11.95	3836	32.5140%	Fecal		CFU/100 mL	200	283.2	86400	-	58,475.6
5439000	5/16/1997	59	59	0.2020	11.95	3836	32.5140%	Fecal		CFU/100 mL	200	283.2	86400	-	58,475.6
5439000	2/10/1998	59	59	0.2020	11.95	3836	32.5140%	Fecal		CFU/100 mL	200	283.2	86400	-	58,475.6
5439000	7/3/1998	59	59	0.2020	11.95	3836	32.5140%	Fecal		CFU/100 mL	200	283.2	86400	-	58,475.6
5439000	2/21/1999	59	59	0.2020	11.95	3836	32.5140%	Fecal		CFU/100 mL	200	283.2	86400	-	58,475.6
5439000	3/4/2000	59	59	0.2020	11.95	3836	32.5140%	Fecal		CFU/100 mL	200	283.2	86400	-	58,475.6
5439000	4/29/2000	59	59	0.2020	11.95	3836	32.5140%	Fecal		CFU/100 mL	200	283.2	86400	-	58,475.6
5439000	6/9/2000	59	59	0.2020	11.95	3836	32.5140%	Fecal		CFU/100 mL	200	283.2	86400	-	58,475.6
5439000	3/9/2001	59	59	0.2020	11.95	3836	32.5140%	Fecal		CFU/100 mL	200	283.2	86400	-	58,475.6
5439000	4/2/2001	59	59	0.2020	11.95	3836	32.5140%	Fecal		CFU/100 mL	200	283.2	86400	-	58,475.6
5439000	5/20/2005	59	59	0.2020	11.95	3836	32.5140%	Fecal		CFU/100 mL	200	283.2	86400	-	58,475.6
5439000	6/13/2006	59	59	0.2020	11.95	3836	32.5140%	Fecal		CFU/100 mL	200	283.2	86400	-	58,475.6
5439000	1/4/2008	59	59	0.2020	11.95	3836	32.5140%	Fecal		CFU/100 mL	200	283.2	86400	-	58,475.6
5439000	6/30/2009	59	59	0.2020	11.95	3836	32.5140%	Fecal		CFU/100 mL	200	283.2	86400	-	58,475.6
5439000	12/31/2010	59	59	0.2020	11.95	3836	32.5140%	Fecal		CFU/100 mL	200	283.2	86400	-	58,475.6
5439000	7/28/2011	59	59	0.2020	11.95	3836	32.5140%	Fecal		CFU/100 mL	200	283.2	86400	-	58,475.6
5439000	7/11/2013	59	59	0.2020	11.95	3836	32.5140%	Fecal		CFU/100 mL	200	283.2	86400	-	58,475.6

Gage ID	Date	Discharge (CFS)	Gage Discharge (less Surrogate NPDES) (CFS)	Watershed Area Ratio	Calculated flow (CFS)	Rank	Flow Exceedance %	Parameter	Results	Units (mg or micro_gram	Limit/Standard	100mL/CF	sec/day	Actual Load (million colonies/day)	Allowable Load (million colonies/day)
5439000	4/16/2016	59	59	0.2020	11.95	3836	32.5140%	Fecal		CFU/100 mL	200	283.2	86400	-	58,475.6
5439000	10/22/2020	59	59	0.2020	11.95	3836	32.5140%	Fecal		CFU/100 mL	200	283.2	86400	-	58,475.6
5439000	4/13/2011	58.9	58.9	0.2020	11.93	3864	32.7513%	Fecal		CFU/100 mL	200	283.2	86400	-	58,376.7
5439000	6/10/2016	58.9	58.9	0.2020	11.93	3864	32.7513%	Fecal		CFU/100 mL	200	283.2	86400	-	58,376.7
5439000	1/24/2020	58.9	58.9	0.2020	11.93	3864	32.7513%	Fecal		CFU/100 mL	200	283.2	86400	-	58,376.7
5439000	2/28/2020	58.9	58.9	0.2020	11.93	3864	32.7513%	Fecal		CFU/100 mL	200	283.2	86400	-	58,376.7
5439000	1/28/2013	58.8	58.8	0.2020	11.91	3868	32.7852%	Fecal		CFU/100 mL	200	283.2	86400	-	58,277.9
5439000	3/10/2017	58.8	58.8	0.2020	11.91	3868	32.7852%	Fecal		CFU/100 mL	200	283.2	86400	-	58,277.9
5439000	1/23/2019	58.8	58.8	0.2020	11.91	3868	32.7852%	Fecal		CFU/100 mL	200	283.2	86400	-	58,277.9
5439000	1/28/2019	58.8	58.8	0.2020	11.91	3868	32.7852%	Fecal		CFU/100 mL	200	283.2	86400	-	58,277.9
5439000	3/21/2002	58.7	58.7	0.2020	11.89	3872	32.8191%	Fecal		CFU/100 mL	200	283.2	86400	-	58,179.0
5439000	1/26/2012	58.7	58.7	0.2020	11.89	3872	32.8191%	Fecal		CFU/100 mL	200	283.2	86400	-	58,179.0
5439000	4/6/2019	58.7	58.7	0.2020	11.89	3872	32.8191%	Fecal		CFU/100 mL	200	283.2	86400	-	58,179.0
5439000	11/26/2020	58.7	58.7	0.2020	11.89	3872	32.8191%	Fecal		CFU/100 mL	200	283.2	86400	-	58,179.0
5439000	5/10/2007	58.6	58.6	0.2020	11.87	3876	32.8530%	Fecal		CFU/100 mL	200	283.2	86400	-	58,080.2
5439000	1/2/2012	58.6	58.6	0.2020	11.87	3876	32.8530%	Fecal		CFU/100 mL	200	283.2	86400	-	58,080.2
5439000	2/4/2017	58.6	58.6	0.2020	11.87	3876	32.8530%	Fecal		CFU/100 mL	200	283.2	86400	-	58,080.2
5439000	4/22/2019	58.6	58.6	0.2020	11.87	3876	32.8530%	Fecal		CFU/100 mL	200	283.2	86400	-	58,080.2
5439000	2/12/2020	58.6	58.6	0.2020	11.87	3876	32.8530%	Fecal		CFU/100 mL	200	283.2	86400	-	58,080.2
5439000	5/14/2021	58.6	58.6	0.2020	11.87	3876	32.8530%	Fecal		CFU/100 mL	200	283.2	86400	-	58,080.2
5439000	12/3/2009	58.5	58.5	0.2020	11.85	3882	32.9039%	Fecal		CFU/100 mL	200	283.2	86400	-	57,981.3
5439000	7/7/2018	58.5	58.5	0.2020	11.85	3882	32.9039%	Fecal		CFU/100 mL	200	283.2	86400	-	57,981.3
5439000	1/30/2019	58.5	58.5	0.2020	11.85	3882	32.9039%	Fecal		CFU/100 mL	200	283.2	86400	-	57,981.3
5439000	7/15/2007	58.4	58.4	0.2020	11.83	3885	32.9293%	Fecal		CFU/100 mL	200	283.2	86400	-	57,882.5
5439000	2/10/2017	58.4	58.4	0.2020	11.83	3885	32.9293%	Fecal		CFU/100 mL	200	283.2	86400	-	57,882.5
5439000	2/27/2022	58.4	58.4	0.1459	8.55	4994	42.3292%	Fecal		CFU/100 mL	200	283.2	86400	-	41,858.1
5439000	3/5/2002	58.3	58.3	0.2020	11.81	3887	32.9463%	Fecal		CFU/100 mL	200	283.2	86400	-	57,783.6
5439000	6/23/2017	58.3	58.3	0.2020	11.81	3887	32.9463%	Fecal		CFU/100 mL	200	283.2	86400	-	57,783.6
5439000	8/2/2017	58.3	58.3	0.2020	11.81	3887	32.9463%	Fecal		CFU/100 mL	200	283.2	86400	-	57,783.6
5439000	11/3/2008	58.2	58.2	0.2020	11.79	3890	32.9717%	Fecal		CFU/100 mL	200	283.2	86400	-	57,684.8
5439000	11/7/2008	58.2	58.2	0.2020	11.79	3890	32.9717%	Fecal		CFU/100 mL	200	283.2	86400	-	57,684.8
5439000	2/20/2016	58.2	58.2	0.2020	11.79	3890	32.9717%	Fecal		CFU/100 mL	200	283.2	86400	-	57,684.8
5439000	4/25/2019	58.2	58.2	0.2020	11.79	3890	32.9717%	Fecal		CFU/100 mL	200	283.2	86400	-	57,684.8
5439000	1/9/2007	58.1	58.1	0.2020	11.77	3894	33.0056%	Fecal		CFU/100 mL	200	283.2	86400	-	57,585.9
5439000	5/31/2007	58.1	58.1	0.2020	11.77	3894	33.0056%	Fecal		CFU/100 mL	200	283.2	86400	-	57,585.9
5439000	1/10/2009	58.1	58.1	0.2020	11.77	3894	33.0056%	Fecal		CFU/100 mL	200	283.2	86400	-	57,585.9
5439000	5/28/2010	58.1	58.1	0.2020	11.77	3894	33.0056%	Fecal		CFU/100 mL	200	283.2	86400	-	57,585.9
5439000	2/14/1990	58	58	0.2020	11.75	3898	33.0395%	Fecal		CFU/100 mL	200	283.2	86400	-	57,487.0
5439000	2/14/1991	58	58	0.2020	11.75	3898	33.0395%	Fecal		CFU/100 mL	200	283.2	86400	-	57,487.0
5439000	3/28/1992	58	58	0.2020	11.75	3898	33.0395%	Fecal		CFU/100 mL	200	283.2	86400	-	57,487.0
5439000	9/22/1993	58	58	0.2020	11.75	3898	33.0395%	Fecal		CFU/100 mL	200	283.2	86400	-	57,487.0
5439000	11/4/1994	58	58	0.2020	11.75	3898	33.0395%	Fecal		CFU/100 mL	200	283.2	86400	-	57,487.0
5439000	12/12/1994	58	58	0.2020	11.75	3898	33.0395%	Fecal		CFU/100 mL	200	283.2	86400	-	57,487.0
5439000	2/22/1995	58	58	0.2020	11.75	3898	33.0395%	Fecal		CFU/100 mL	200	283.2	86400	-	57,487.0
5439000	7/3/1996	58	58	0.2020	11.75	3898	33.0395%	Fecal		CFU/100 mL	200	283.2	86400	-	57,487.0
5439000	4/6/1997	58	58	0.2020	11.75	3898	33.0395%	Fecal		CFU/100 mL	200	283.2	86400	-	57,487.0
5439000	6/25/1998	58	58	0.2020	11.75	3898	33.0395%	Fecal		CFU/100 mL	200	283.2	86400	-	57,487.0
5439000	6/28/1999	58	58	0.2020	11.75	3898	33.0395%	Fecal		CFU/100 mL	200	283.2	86400	-	57,487.0
5439000	3/10/2001	58	58	0.2020	11.75	3898	33.0395%	Fecal		CFU/100 mL	200	283.2	86400	-	57,487.0
5439000	5/27/2003	58	58	0.2020	11.75	3898	33.0395%	Fecal		CFU/100 mL	200	283.2	86400	-	57,487.0
5439000	12/29/2007	58	58	0.2020	11.75	3898	33.0395%	Fecal		CFU/100 mL	200	283.2	86400	-	57,487.0
5439000	1/25/2018	58	58	0.2020	11.75	3898	33.0395%	Fecal		CFU/100 mL	200	283.2	86400	-	57,487.0
5439000	4/3/2021	58	58	0.2020	11.75	3898	33.0395%	Fecal		CFU/100 mL	200	283.2	86400	-	57,487.0
5439000	4/20/2007	57.9	57.9	0.2020	11.73	3914	33.1751%	Fecal		CFU/100 mL	200	283.2	86400	-	57,388.2
5439000	1/10/2010	57.9	57.9	0.2020	11.73	3914	33.1751%	Fecal		CFU/100 mL	200	283.2	86400	-	57,388.2
5439000	4/21/2020	57.9	57.9	0.2020	11.73	3914	33.1751%	Fecal		CFU/100 mL	200	283.2	86400	-	57,388.2
5439000	6/8/2020	57.9	57.9	0.2020	11.73	3914	33.1751%	Fecal		CFU/100 mL	200	283.2	86400	-	57,388.2
5439000	3/3/2004	57.8	57.8	0.2020	11.71	3918	33.2090%	Fecal		CFU/100 mL	200	283.2	86400	-	57,289.3
5439000	5/9/2007	57.8	57.8	0.2020	11.71	3918	33.2090%	Fecal		CFU/100 mL	200	283.2	86400	-	57,289.3
5439000	6/6/2013	57.8	57.8	0.2020	11.71	3918	33.2090%	Fecal		CFU/100 mL	200	283.2	86400	-	57,289.3
5439000	5/8/2018	57.8	57.8	0.2020	11.71	3918	33.2090%	Fecal		CFU/100 mL	200	283.2	86400	-	57,289.3
5439000	1/16/2019	57.8	57.8	0.2020	11.71	3918	33.2090%	Fecal		CFU/100 mL	200	283.2	86400	-	57,289.3
5439000	9/5/2019	57.8	57.8	0.2020	11.71	3918	33.2090%	Fecal		CFU/100 mL	200	283.2	86400	-	57,289.3
5439000	5/12/2006	57.7	57.7	0.2020	11.69	3924	33.2599%	Fecal		CFU/100 mL	200	283.2	86400	-	57,190.5
5439000	4/1/2011	57.7	57.7	0.2020	11.69	3924	33.2599%	Fecal		CFU/100 mL	200	283.2	86400	-	57,190.5
5439000	4/1/2013	57.7	57.7	0.2020	11.69	3924	33.2599%	Fecal		CFU/100 mL	200	283.2	86400	-	57,190.5
5439000	11/25/2017	57.7	57.7	0.2020	11.69	3924	33.2599%	Fecal		CFU/100 mL	200	283.2	86400	-	57,190.5
5439000	5/29/2018	57.7	57.7	0.2020	11.69	3924	33.2599%	Fecal		CFU/100 mL	200	283.2	86400	-	57,190.5
5439000	6/24/2021	57.7	57.7	0.2020	11.69	3924	33.2599%	Fecal		CFU/100 mL	200	283.2	86400	-	57,190.5
5439000	3/12/2004	57.6	57.6	0.2020	11.67	3931	33.3192%	Fecal		CFU/100 mL	200	283.2	86400	-	57,091.6
5439000	4/29/2004	57.6	57.6	0.2020	11.67	3931	33.3192%	Fecal		CFU/100 mL	200	283.2	86400	-	57,091.6
5439000	7/22/2015	57.6	57.6	0.2020	11.67	3931	33.3192%	Fecal		CFU/100 mL	200	283.2	86400	-	57,091.6
5439000	6/6/2017	57.6	57.6	0.2020	11.67	3931	33.3192%	Fecal		CFU/100 mL	200	283.2	86400	-	57,091.6
5439000	6/16/2017	57.6	57.6	0.2020	11.67	3931	33.3192%	Fecal		CFU/100 mL	200	283.2	86400	-	57,091.6
5439000	10/22/2017	57.6	57.6	0.2020	11.67	3931	33.3192%	Fecal		CFU/100 mL	200	283.2	86400	-	57,091.6
5439000	12/14/2018	57.5	57.5	0.2020	11.65	3937	33.3701%	Fecal		CFU/100 mL	200	283.2	86400	-	56,992.8
5439000	10/15/2008	57.4	57.4	0.2020	11.63	3938	33.3785%	Fecal		CFU/100 mL	200	283.2	86400	-	56,893.9
5439000	3/9/2016	57.4	57.4	0.2020	11.63	3938	33.3785%	Fecal		CFU/100 mL	200	283.2	86400	-	56,893.9
5439000	11/4/2016	57.4	57.4	0.2020	11.63	3938	33.3785%	Fecal		CFU/100 mL	200	283.2	86400	-	56,893.9
5439000	7/23/2019	57.4	57.4	0.2020	11.63	3938	33.3785%	Fecal		CFU/100 mL	200	283.2	86400	-	56,893.9
5439000	3/22/2022	57.4	57.4	0.1459	8.41	5057	42.8632%	Fecal		CFU/100 mL	200	283.2	86400	-	41,144.0
5439000	12/6/1993	57.3	57.3	0.2020	11.61	3942	33.4124%	Fecal		CFU/100 mL	200	283.2	86400	-	56,795.1
5439000	3/12/2016	57.3	57.3	0.2020	11.61	3942	33.4124%	Fecal		CFU/100 mL	200	283.2	86400	-	56,795.1
5439000	7/17/2008	57.2	57.2	0.2020	11.59	3944	33.4294%	Fecal		CFU/100 mL	200	283.2	86400	-	56,696.2
5439000	4/11/2019	57.2	57.2	0.2020	11.59	3944	33.4294%	Fecal		CFU/100 mL	200	283.2	86400	-	56,696.2
5439000	10/17/2014	57.1	57.1	0.2020	11.57	3946	33.4463%	Fecal		CFU/100 mL	200	283.2	86400	-	56,597.4
5439000	1/22/2019	57.1	57.1	0.2020	11.57	3946	33.4463%	Fecal		CFU/100 mL	200	283.2	86400	-	56,597.4
5439000	4/9/2019	57.1	57.1	0.2020	11.57	3946	33.4463%	Fecal		CFU/100 mL	200	283.2	86400	-	56,597.4
5439000	4/5/1990	57	57	0.2020	11.55	3949	33.4718%	Fecal		CFU/100 mL	200	283.2	86400	-	56,498.5
5439000	4/10/1990	57	57	0.2020	11.55	3949	33.4718%	Fecal		CFU/100 mL	200	283.2	86400	-	56,498.5
5439000	4/19/1990	57	57	0.2020	11.55	3949	33.4718%	Fecal		CFU/100 mL	200	283.2	86400	-	56,498.5
5439000	1/11/1992	57	57	0.2020	11.55	3949	33.4718%	Fecal		CFU/100 mL	200	283.2	86400	-	56,498.5
5439000	3/19/1993	57	57	0.2020	11.55	3949	33.4718%	Fecal		CFU/100 mL	200	283.2	86400	-	56,498.5
5439000	5/19/1993	57	57	0.2020	11.55	3949	33.4718%	Fecal		CFU/100 mL	200	283.2	86400	-	56,498.5
5439000	5/20/1993	57	57	0.2020	11.55	3949	33.4718%	Fecal		CFU/100 mL	200	283.2	86400	-	56,498.5
5439000	7/9/1993	57	57	0.2020	11.55	3949	33.4718%	Fecal		CFU/100 mL	200	283.2	86400	-	56,498.5
5439000	1/27/1995	57	57	0.2020	11.55	3949	33.4718%	Fecal		CFU/100 mL	200	283.2	86400	-	56,498.5
5439000	6/19/1995	57	57	0.2020	11.55	3949	33.4718%	Fecal		CFU/100 mL	200	283.2	86400	-	56,498.5
5439000	8/23/1996	57	57	0.2020	11.55	3949	33.4718%	Fecal		CFU/100 mL	200	283.2	86400	-	56,498.5
5439000	4/12/1997	57	57	0.2020	11.55	3949	33.4718%	Fecal		CFU/100 mL	200	283.2	86400	-	56,498.5
5439000	5/17/1997	57	57	0.2020	11.55	3949	33.4718%	Fecal		CFU/100 mL	200	283.2	86400	-	56,498.5
5439000	3/26/1999	57	57	0.2020	11.55	3949	33.4718%	Fecal		CFU/100 mL	200	283.2	86400	-	56,498.5
5439000	4/3/2001	57	57	0.2020	11.55	3949	33.4718%	Fecal		CFU/100 mL	200	283.2	86400	-	56,498.5
5439000	4/24/2001	57	57	0.2020	11.55	3949	33.4718%	Fecal		CFU/100 mL	200	283.2	86400	-	56,498.5
5439000	5/26/2007	57	57	0.2020	11.55	3949	33.4718%	Fecal		CFU/100 mL	200	283.2	86400	-	56,498.5
5439000	6/1/2007	57	57	0.2020	11.55	3949	33.4718%	Fecal		CFU/100 mL	200	283.2	86400	-	56,498.5
5439000	12/30/2016	57	57	0.2020	11.55	3949	33.4718%	Fecal		CFU/100 mL	200	283.2	86400	-	56,498.5
5439000	12/9/2009	56.9	56.9	0.2020	11.52	3968	33.6328%	Fecal		CFU/100 mL	200	283.2	86400	-	56,399.6
5439000	6/4/2013	56.9	56.9	0.2020	11.52	3968	33.6328%	Fecal		CFU/100 mL	200	283.2	86400	-	56,399.6
5439000	2/25/2005	56.8	56.8	0.2020	11.50	3970	33.6498%	Fecal		CFU/100 mL	200	283.2	86400	-	56,300.8
5439000	2/8/2012	56.8	56.8	0.2020	11.50	3970	33.6498%	Fecal		CFU/100 mL	200	283.2	86400	-	56,300.8
5439000	5/15/2021	56.8	56.8	0.2020	11.50	3970	33.6498%	Fecal		CFU/100 mL	200	283.2	86400	-	56,300.8
5439000	4/15/2011	56.7	56.7	0.2020	11.48	3973	33.6752%	Fecal		CFU/100 mL	200	283.2	86400	-	56,201.9
5439000	5/13/2013	56.7	56.7	0.2020	11.48	3973	33.6752%	Fecal		CFU/100 mL	200	283.2	86400	-	56,201.9
5439000	2/14/2020	56.7	56.7	0.2020	11.48	3973	33.6752%	Fecal		CFU/100 mL	200	283.2	86400	-	56,201.9
5439000	2/28/2002	56.6	56.6	0.2020	11.46	3976	33.7006%	Fecal		CFU/100 mL	200	283.2	86400	-	56,103.1
5439000	2/26/2004	56.6	56.6	0.2020	11.46	3976	33.7006%	Fecal		CFU/100 mL	200	283.2	86400	-	56,103.1
5439000	5/21/2008	56.6	56.6	0.2020	11.46	3976	33.7006%	Fecal		CFU/100 mL	200	283.2	86400	-	56,103.1
5439000	3/4/2010	56.6	56.6	0.2020	11.46	3976	33.7006%	Fecal		CFU/100 mL	200	283.2	86400	-	56,103.1
5439000	4/19/2010	56.6	56.6	0.2020	11.46	3976	33.7006%	Fecal		CFU/100 mL	200	283.2	86400	-	56,103.1
5439000	5/10/2010	56.6	56.6	0.2020	11.46	3976	33.7006%	Fecal		CFU/100 mL	200	283.2	86400	-	56,103.1
5439000	11/29/2011	56.6	56.6	0.2020	11.46	3976	33.7006%	Fecal		CFU/100 mL	200	283.2	86400	-	56,103.1
5439000	3/20/2012	56.6	56.6	0.2020	11.46	3976	33.7006%	Fecal		CFU/100 mL	200	283.2	86400	-	56,103.1
5439000	12/5/2016	56.6	56.6	0.2020	11.46	3976	33.7006%	Fecal		CFU/100 mL	200	283.2	86400	-	56,103.1
5439000	3/13/2018	56.6	56.6	0.2020	11.46	3976	33.7006%	Fecal		CFU/100 mL	200	283.2	86400	-	56,103.1

Gage ID	Date	Discharge (CFS)	Gage Discharge (less Surrogate NPDES) (CFS)	Watershed Area Ratio	Calculated flow (CFS)	Rank	Flow Exceedance %	Parameter	Results	Units (mg or micro_gram	Limit/Standard	100mL/CF	sec/day	Actual Load (million colonies/day)	Allowable Load (million colonies/day)
5439000	4/17/2021	56.6	56.6	0.2020	11.46	3976	33.7006%	Fecal		CFU/100 mL	200	283.2	86400	-	56,103.1
5439000	12/13/2019	56.5	56.5	0.2020	11.44	3987	33.7939%	Fecal		CFU/100 mL	200	283.2	86400	-	56,004.2
5439000	1/24/2016	56.4	56.4	0.2020	11.42	3989	33.8108%	Fecal		CFU/100 mL	200	283.2	86400	-	55,905.4
5439000	5/29/2021	56.4	56.4	0.2020	11.42	3989	33.8108%	Fecal		CFU/100 mL	200	283.2	86400	-	55,905.4
5439000	10/12/2008	56.3	56.3	0.2020	11.40	3991	33.8278%	Fecal		CFU/100 mL	200	283.2	86400	-	55,806.5
5439000	3/27/2014	56.3	56.3	0.2020	11.40	3991	33.8278%	Fecal		CFU/100 mL	200	283.2	86400	-	55,806.5
5439000	6/16/2014	56.3	56.3	0.2020	11.40	3991	33.8278%	Fecal		CFU/100 mL	200	283.2	86400	-	55,806.5
5439000	1/23/2020	56.3	56.3	0.2020	11.40	3991	33.8278%	Fecal		CFU/100 mL	200	283.2	86400	-	55,806.5
5439000	11/20/2008	56.2	56.2	0.2020	11.38	3995	33.8617%	Fecal		CFU/100 mL	200	283.2	86400	-	55,707.7
5439000	2/28/2017	56.2	56.2	0.2020	11.38	3995	33.8617%	Fecal		CFU/100 mL	200	283.2	86400	-	55,707.7
5439000	12/11/2019	56.2	56.2	0.2020	11.38	3995	33.8617%	Fecal		CFU/100 mL	200	283.2	86400	-	55,707.7
5439000	6/25/2004	56.1	56.1	0.2020	11.36	3998	33.8871%	Fecal		CFU/100 mL	200	283.2	86400	-	55,608.8
5439000	3/2/2005	56.1	56.1	0.2020	11.36	3998	33.8871%	Fecal		CFU/100 mL	200	283.2	86400	-	55,608.8
5439000	7/8/2021	56.1	56.1	0.2020	11.36	3998	33.8871%	Fecal		CFU/100 mL	200	283.2	86400	-	55,608.8
5439000	5/12/1991	56	56	0.2020	11.34	4001	33.9125%	Fecal		CFU/100 mL	200	283.2	86400	-	55,510.0
5439000	12/20/1991	56	56	0.2020	11.34	4001	33.9125%	Fecal		CFU/100 mL	200	283.2	86400	-	55,510.0
5439000	1/12/1992	56	56	0.2020	11.34	4001	33.9125%	Fecal		CFU/100 mL	200	283.2	86400	-	55,510.0
5439000	1/20/1992	56	56	0.2020	11.34	4001	33.9125%	Fecal		CFU/100 mL	200	283.2	86400	-	55,510.0
5439000	3/4/1992	56	56	0.2020	11.34	4001	33.9125%	Fecal		CFU/100 mL	200	283.2	86400	-	55,510.0
5439000	1/19/1993	56	56	0.2020	11.34	4001	33.9125%	Fecal		CFU/100 mL	200	283.2	86400	-	55,510.0
5439000	1/30/1993	56	56	0.2020	11.34	4001	33.9125%	Fecal		CFU/100 mL	200	283.2	86400	-	55,510.0
5439000	5/24/1993	56	56	0.2020	11.34	4001	33.9125%	Fecal		CFU/100 mL	200	283.2	86400	-	55,510.0
5439000	10/16/1993	56	56	0.2020	11.34	4001	33.9125%	Fecal		CFU/100 mL	200	283.2	86400	-	55,510.0
5439000	12/4/1993	56	56	0.2020	11.34	4001	33.9125%	Fecal		CFU/100 mL	200	283.2	86400	-	55,510.0
5439000	12/31/1993	56	56	0.2020	11.34	4001	33.9125%	Fecal		CFU/100 mL	200	283.2	86400	-	55,510.0
5439000	11/22/1994	56	56	0.2020	11.34	4001	33.9125%	Fecal		CFU/100 mL	200	283.2	86400	-	55,510.0
5439000	1/28/1995	56	56	0.2020	11.34	4001	33.9125%	Fecal		CFU/100 mL	200	283.2	86400	-	55,510.0
5439000	3/22/1995	56	56	0.2020	11.34	4001	33.9125%	Fecal		CFU/100 mL	200	283.2	86400	-	55,510.0
5439000	4/2/1995	56	56	0.2020	11.34	4001	33.9125%	Fecal		CFU/100 mL	200	283.2	86400	-	55,510.0
5439000	2/11/1996	56	56	0.2020	11.34	4001	33.9125%	Fecal		CFU/100 mL	200	283.2	86400	-	55,510.0
5439000	4/5/1997	56	56	0.2020	11.34	4001	33.9125%	Fecal		CFU/100 mL	200	283.2	86400	-	55,510.0
5439000	2/22/1999	56	56	0.2020	11.34	4001	33.9125%	Fecal		CFU/100 mL	200	283.2	86400	-	55,510.0
5439000	3/7/1999	56	56	0.2020	11.34	4001	33.9125%	Fecal		CFU/100 mL	200	283.2	86400	-	55,510.0
5439000	5/9/2000	56	56	0.2020	11.34	4001	33.9125%	Fecal		CFU/100 mL	200	283.2	86400	-	55,510.0
5439000	11/12/2000	56	56	0.2020	11.34	4001	33.9125%	Fecal		CFU/100 mL	200	283.2	86400	-	55,510.0
5439000	2/4/2001	56	56	0.2020	11.34	4001	33.9125%	Fecal		CFU/100 mL	200	283.2	86400	-	55,510.0
5439000	6/22/2002	56	56	0.2020	11.34	4001	33.9125%	Fecal		CFU/100 mL	200	283.2	86400	-	55,510.0
5439000	7/9/2003	56	56	0.2020	11.34	4001	33.9125%	Fecal		CFU/100 mL	200	283.2	86400	-	55,510.0
5439000	4/1/2010	56	56	0.2020	11.34	4001	33.9125%	Fecal		CFU/100 mL	200	283.2	86400	-	55,510.0
5439000	4/17/2016	56	56	0.2020	11.34	4001	33.9125%	Fecal		CFU/100 mL	200	283.2	86400	-	55,510.0
5439000	11/2/2016	56	56	0.2020	11.34	4001	33.9125%	Fecal		CFU/100 mL	200	283.2	86400	-	55,510.0
5439000	5/10/2018	56	56	0.2020	11.34	4001	33.9125%	Fecal		CFU/100 mL	200	283.2	86400	-	55,510.0
5439000	5/29/2007	55.9	55.9	0.2020	11.32	4029	34.1499%	Fecal		CFU/100 mL	200	283.2	86400	-	55,411.1
5439000	4/27/2008	55.9	55.9	0.2020	11.32	4029	34.1499%	Fecal		CFU/100 mL	200	283.2	86400	-	55,411.1
5439000	3/10/2014	55.9	55.9	0.2020	11.32	4029	34.1499%	Fecal		CFU/100 mL	200	283.2	86400	-	55,411.1
5439000	2/13/2020	55.8	55.8	0.2020	11.30	4032	34.1753%	Fecal		CFU/100 mL	200	283.2	86400	-	55,312.2
5439000	4/21/2007	55.7	55.7	0.2020	11.28	4033	34.1838%	Fecal		CFU/100 mL	200	283.2	86400	-	55,213.4
5439000	5/28/2003	55.6	55.6	0.2020	11.26	4034	34.1922%	Fecal		CFU/100 mL	200	283.2	86400	-	55,114.5
5439000	5/20/2006	55.6	55.6	0.2020	11.26	4034	34.1922%	Fecal		CFU/100 mL	200	283.2	86400	-	55,114.5
5439000	1/11/2010	55.6	55.6	0.2020	11.26	4034	34.1922%	Fecal		CFU/100 mL	200	283.2	86400	-	55,114.5
5439000	4/3/2010	55.6	55.6	0.2020	11.26	4034	34.1922%	Fecal		CFU/100 mL	200	283.2	86400	-	55,114.5
5439000	4/10/2021	55.6	55.6	0.2020	11.26	4034	34.1922%	Fecal		CFU/100 mL	200	283.2	86400	-	55,114.5
5439000	9/13/2007	55.5	55.5	0.2020	11.24	4039	34.2346%	Fecal		CFU/100 mL	200	283.2	86400	-	55,015.7
5439000	10/7/2008	55.5	55.5	0.2020	11.24	4039	34.2346%	Fecal		CFU/100 mL	200	283.2	86400	-	55,015.7
5439000	12/15/2018	55.5	55.5	0.2020	11.24	4039	34.2346%	Fecal		CFU/100 mL	200	283.2	86400	-	55,015.7
5439000	6/11/2016	55.4	55.4	0.2020	11.22	4042	34.2600%	Fecal		CFU/100 mL	200	283.2	86400	-	54,916.8
5439000	7/22/2016	55.4	55.4	0.2020	11.22	4042	34.2600%	Fecal		CFU/100 mL	200	283.2	86400	-	54,916.8
5439000	3/6/2020	55.4	55.4	0.2020	11.22	4042	34.2600%	Fecal		CFU/100 mL	200	283.2	86400	-	54,916.8
5439000	6/7/2017	55.3	55.3	0.2020	11.20	4045	34.2855%	Fecal		CFU/100 mL	200	283.2	86400	-	54,818.0
5439000	7/19/2014	55.2	55.2	0.2020	11.18	4046	34.2939%	Fecal		CFU/100 mL	200	283.2	86400	-	54,719.1
5439000	4/16/2020	55.2	55.2	0.2020	11.18	4046	34.2939%	Fecal		CFU/100 mL	200	283.2	86400	-	54,719.1
5439000	4/30/2004	55.1	55.1	0.2020	11.16	4048	34.3109%	Fecal		CFU/100 mL	200	283.2	86400	-	54,620.3
5439000	2/17/1990	55	55	0.2020	11.14	4049	34.3194%	Fecal		CFU/100 mL	200	283.2	86400	-	54,521.4
5439000	4/25/1990	55	55	0.2020	11.14	4049	34.3194%	Fecal		CFU/100 mL	200	283.2	86400	-	54,521.4
5439000	6/28/1990	55	55	0.2020	11.14	4049	34.3194%	Fecal		CFU/100 mL	200	283.2	86400	-	54,521.4
5439000	3/5/1992	55	55	0.2020	11.14	4049	34.3194%	Fecal		CFU/100 mL	200	283.2	86400	-	54,521.4
5439000	10/6/1993	55	55	0.2020	11.14	4049	34.3194%	Fecal		CFU/100 mL	200	283.2	86400	-	54,521.4
5439000	10/13/1993	55	55	0.2020	11.14	4049	34.3194%	Fecal		CFU/100 mL	200	283.2	86400	-	54,521.4
5439000	2/17/1994	55	55	0.2020	11.14	4049	34.3194%	Fecal		CFU/100 mL	200	283.2	86400	-	54,521.4
5439000	12/4/1994	55	55	0.2020	11.14	4049	34.3194%	Fecal		CFU/100 mL	200	283.2	86400	-	54,521.4
5439000	12/5/1994	55	55	0.2020	11.14	4049	34.3194%	Fecal		CFU/100 mL	200	283.2	86400	-	54,521.4
5439000	12/7/1994	55	55	0.2020	11.14	4049	34.3194%	Fecal		CFU/100 mL	200	283.2	86400	-	54,521.4
5439000	12/18/1994	55	55	0.2020	11.14	4049	34.3194%	Fecal		CFU/100 mL	200	283.2	86400	-	54,521.4
5439000	12/19/1994	55	55	0.2020	11.14	4049	34.3194%	Fecal		CFU/100 mL	200	283.2	86400	-	54,521.4
5439000	12/20/1994	55	55	0.2020	11.14	4049	34.3194%	Fecal		CFU/100 mL	200	283.2	86400	-	54,521.4
5439000	1/9/1995	55	55	0.2020	11.14	4049	34.3194%	Fecal		CFU/100 mL	200	283.2	86400	-	54,521.4
5439000	1/29/1995	55	55	0.2020	11.14	4049	34.3194%	Fecal		CFU/100 mL	200	283.2	86400	-	54,521.4
5439000	6/20/1995	55	55	0.2020	11.14	4049	34.3194%	Fecal		CFU/100 mL	200	283.2	86400	-	54,521.4
5439000	7/6/1995	55	55	0.2020	11.14	4049	34.3194%	Fecal		CFU/100 mL	200	283.2	86400	-	54,521.4
5439000	11/22/1995	55	55	0.2020	11.14	4049	34.3194%	Fecal		CFU/100 mL	200	283.2	86400	-	54,521.4
5439000	3/19/1997	55	55	0.2020	11.14	4049	34.3194%	Fecal		CFU/100 mL	200	283.2	86400	-	54,521.4
5439000	5/30/1997	55	55	0.2020	11.14	4049	34.3194%	Fecal		CFU/100 mL	200	283.2	86400	-	54,521.4
5439000	2/4/1998	55	55	0.2020	11.14	4049	34.3194%	Fecal		CFU/100 mL	200	283.2	86400	-	54,521.4
5439000	12/14/1998	55	55	0.2020	11.14	4049	34.3194%	Fecal		CFU/100 mL	200	283.2	86400	-	54,521.4
5439000	2/23/1999	55	55	0.2020	11.14	4049	34.3194%	Fecal		CFU/100 mL	200	283.2	86400	-	54,521.4
5439000	3/27/1999	55	55	0.2020	11.14	4049	34.3194%	Fecal		CFU/100 mL	200	283.2	86400	-	54,521.4
5439000	5/17/2000	55	55	0.2020	11.14	4049	34.3194%	Fecal		CFU/100 mL	200	283.2	86400	-	54,521.4
5439000	7/16/2000	55	55	0.2020	11.14	4049	34.3194%	Fecal		CFU/100 mL	200	283.2	86400	-	54,521.4
5439000	2/20/2013	55	55	0.2020	11.14	4049	34.3194%	Fecal		CFU/100 mL	200	283.2	86400	-	54,521.4
5439000	4/18/2016	55	55	0.2020	11.14	4049	34.3194%	Fecal		CFU/100 mL	200	283.2	86400	-	54,521.4
5439000	6/28/2016	55	55	0.2020	11.14	4049	34.3194%	Fecal		CFU/100 mL	200	283.2	86400	-	54,521.4
5439000	6/2/2018	55	55	0.2020	11.14	4049	34.3194%	Fecal		CFU/100 mL	200	283.2	86400	-	54,521.4
5439000	4/14/2011	54.9	54.9	0.2020	11.12	4080	34.5821%	Fecal		CFU/100 mL	200	283.2	86400	-	54,422.6
5439000	4/18/2015	54.9	54.9	0.2020	11.12	4080	34.5821%	Fecal		CFU/100 mL	200	283.2	86400	-	54,422.6
5439000	11/29/2018	54.9	54.9	0.2020	11.12	4080	34.5821%	Fecal		CFU/100 mL	200	283.2	86400	-	54,422.6
5439000	3/1/2020	54.9	54.9	0.2020	11.12	4080	34.5821%	Fecal		CFU/100 mL	200	283.2	86400	-	54,422.6
5439000	10/4/2008	54.8	54.8	0.2020	11.10	4084	34.6160%	Fecal		CFU/100 mL	200	283.2	86400	-	54,323.7
5439000	12/10/2011	54.8	54.8	0.2020	11.10	4084	34.6160%	Fecal		CFU/100 mL	200	283.2	86400	-	54,323.7
5439000	12/14/2019	54.8	54.8	0.2020	11.10	4084	34.6160%	Fecal		CFU/100 mL	200	283.2	86400	-	54,323.7
5439000	4/20/2010	54.7	54.7	0.2020	11.08	4087	34.6415%	Fecal		CFU/100 mL	200	283.2	86400	-	54,224.8
5439000	2/5/2017	54.7	54.7	0.2020	11.08	4087	34.6415%	Fecal		CFU/100 mL	200	283.2	86400	-	54,224.8
5439000	4/22/2020	54.7	54.7	0.2020	11.08	4087	34.6415%	Fecal		CFU/100 mL	200	283.2	86400	-	54,224.8
5439000	7/4/1994	54.6	54.6	0.2020	11.06	4090	34.6669%	Fecal		CFU/100 mL	200	283.2	86400	-	54,126.0
5439000	5/29/2006	54.6	54.6	0.2020	11.06	4090	34.6669%	Fecal		CFU/100 mL	200	283.2	86400	-	54,126.0
5439000	6/28/2011	54.6	54.6	0.2020	11.06	4090	34.6669%	Fecal		CFU/100 mL	200	283.2	86400	-	54,126.0
5439000	4/19/2015	54.6	54.6	0.2020	11.06	4090	34.6669%	Fecal		CFU/100 mL	200	283.2	86400	-	54,126.0
5439000	7/14/2018	54.6	54.6	0.2020	11.06	4090	34.6669%	Fecal		CFU/100 mL	200	283.2	86400	-	54,126.0
5439000	12/12/2019	54.6	54.6	0.2020	11.06	4090	34.6669%	Fecal		CFU/100 mL	200	283.2	86400	-	54,126.0
5439000	2/2/2020	54.6	54.6	0.2020	11.06	4090	34.6669%	Fecal		CFU/100 mL	200	283.2	86400	-	54,126.0
5439000	3/30/1994	54.5	54.5	0.2020	11.04	4097	34.7262%	Fecal		CFU/100 mL	200	283.2	86400	-	54,027.1
5439000	2/19/2002	54.5	54.5	0.2020	11.04	4097	34.7262%	Fecal		CFU/100 mL	200	283.2	86400	-	54,027.1
5439000	3/4/2005	54.5	54.5	0.2020	11.04	4097	34.7262%	Fecal		CFU/100 mL	200	283.2	86400	-	54,027.1
5439000	4/10/2019	54.5	54.5	0.2020	11.04	4097	34.7262%	Fecal		CFU/100 mL	200	283.2	86400	-	54,027.1
5439000	7/8/2019	54.5	54.5	0.2020	11.04	4097	34.7262%	Fecal		CFU/100 mL	200	283.2	86400	-	54,027.1
5439000	4/23/2020	54.5	54.5	0.2020	11.04	4097	34.7262%	Fecal		CFU/100 mL	200	283.2	86400	-	54,027.1
5439000	4/6/2021	54.5	54.5	0.2020	11.04	4097	34.7262%	Fecal		CFU/100 mL	200	283.2	86400	-	54,027.1
5439000	1/19/2007	54.4	54.4	0.2020	11.02	4104	34.7856%	Fecal		CFU/100 mL	200	283.2	86400	-	53,928.3
5439000	4/19/2016	54.4	54.4	0.2020	11.02	4104	34.7856%	Fecal		CFU/100 mL	200	283.2	86400	-	53,928.3
5439000	10/31/2017	54.4	54.4	0.2020	11.02	4104	34.7856%	Fecal		CFU/100 mL	200	283.2	86400	-	53,928.3
5439000	2/18/2019	54.4	54.4	0.2020	11.02	4104	34.7856%	Fecal		CFU/100 mL	200	283.2	86400	-	53,928.3
5439000	7/3/2010	54.3	54.3	0.2020	11.00	4108	34.8195%	Fecal		CFU/100 mL	200	283.2	86400	-	53,829.4
5439000	11/7/2017	54.3	54.3	0.2020	11.00	4108	34.8195%	Fecal		CFU/100 mL	200	283.2	86400	-	53,829.4
5439000	6/20/2013	54.2	54.2	0.2020	10.98	4110	34.8364%	Fecal		CFU/100 mL	200	283.2	86400	-	53,730.6
5439000	4/1/2014	54.2	54.2	0.2020	10.98	4110	34.8364%	Fecal		CFU/100 mL	200	283.2	86400	-	53,730.6
5439000	5/18/2014	54.2	54.2	0.2020	10.98	4110	34.8364%	Fecal		CFU/100 mL	200	283.2	86400	-	53,730.6

Gage ID	Date	Discharge (CFS)	Gage Discharge (less Surrogate NPDES) (CFS)	Watershed Area Ratio	Calculated flow (CFS)	Rank	Flow Exceedance %	Parameter	Results	Units (mg or micro_gram	Limit/Standard	100mL/CF	sec/day	Actual Load (million colonies/day)	Allowable Load (million colonies/day)
5439000	4/12/2019	54.2	54.2	0.2020	10.98	4110	34.8364%	Fecal		CFU/100 mL	200	283.2	86400	-	53,730.6
5439000	7/23/2008	54.1	54.1	0.2020	10.96	4114	34.8703%	Fecal		CFU/100 mL	200	283.2	86400	-	53,631.7
5439000	1/18/2012	54.1	54.1	0.2020	10.96	4114	34.8703%	Fecal		CFU/100 mL	200	283.2	86400	-	53,631.7
5439000	3/30/2014	54.1	54.1	0.2020	10.96	4114	34.8703%	Fecal		CFU/100 mL	200	283.2	86400	-	53,631.7
5439000	3/14/2018	54.1	54.1	0.2020	10.96	4114	34.8703%	Fecal		CFU/100 mL	200	283.2	86400	-	53,631.7
5439000	4/28/1990	54	54	0.2020	10.94	4118	34.9042%	Fecal		CFU/100 mL	200	283.2	86400	-	53,532.9
5439000	6/4/1990	54	54	0.2020	10.94	4118	34.9042%	Fecal		CFU/100 mL	200	283.2	86400	-	53,532.9
5439000	6/5/1990	54	54	0.2020	10.94	4118	34.9042%	Fecal		CFU/100 mL	200	283.2	86400	-	53,532.9
5439000	6/8/1990	54	54	0.2020	10.94	4118	34.9042%	Fecal		CFU/100 mL	200	283.2	86400	-	53,532.9
5439000	8/25/1990	54	54	0.2020	10.94	4118	34.9042%	Fecal		CFU/100 mL	200	283.2	86400	-	53,532.9
5439000	12/25/1990	54	54	0.2020	10.94	4118	34.9042%	Fecal		CFU/100 mL	200	283.2	86400	-	53,532.9
5439000	1/1/1991	54	54	0.2020	10.94	4118	34.9042%	Fecal		CFU/100 mL	200	283.2	86400	-	53,532.9
5439000	2/15/1991	54	54	0.2020	10.94	4118	34.9042%	Fecal		CFU/100 mL	200	283.2	86400	-	53,532.9
5439000	3/7/1991	54	54	0.2020	10.94	4118	34.9042%	Fecal		CFU/100 mL	200	283.2	86400	-	53,532.9
5439000	5/1/1991	54	54	0.2020	10.94	4118	34.9042%	Fecal		CFU/100 mL	200	283.2	86400	-	53,532.9
5439000	1/13/1992	54	54	0.2020	10.94	4118	34.9042%	Fecal		CFU/100 mL	200	283.2	86400	-	53,532.9
5439000	3/18/1992	54	54	0.2020	10.94	4118	34.9042%	Fecal		CFU/100 mL	200	283.2	86400	-	53,532.9
5439000	5/1/1992	54	54	0.2020	10.94	4118	34.9042%	Fecal		CFU/100 mL	200	283.2	86400	-	53,532.9
5439000	12/12/1992	54	54	0.2020	10.94	4118	34.9042%	Fecal		CFU/100 mL	200	283.2	86400	-	53,532.9
5439000	1/17/1993	54	54	0.2020	10.94	4118	34.9042%	Fecal		CFU/100 mL	200	283.2	86400	-	53,532.9
5439000	5/21/1993	54	54	0.2020	10.94	4118	34.9042%	Fecal		CFU/100 mL	200	283.2	86400	-	53,532.9
5439000	5/22/1993	54	54	0.2020	10.94	4118	34.9042%	Fecal		CFU/100 mL	200	283.2	86400	-	53,532.9
5439000	1/30/1995	54	54	0.2020	10.94	4118	34.9042%	Fecal		CFU/100 mL	200	283.2	86400	-	53,532.9
5439000	2/28/1995	54	54	0.2020	10.94	4118	34.9042%	Fecal		CFU/100 mL	200	283.2	86400	-	53,532.9
5439000	6/28/1995	54	54	0.2020	10.94	4118	34.9042%	Fecal		CFU/100 mL	200	283.2	86400	-	53,532.9
5439000	3/31/1997	54	54	0.2020	10.94	4118	34.9042%	Fecal		CFU/100 mL	200	283.2	86400	-	53,532.9
5439000	2/5/1998	54	54	0.2020	10.94	4118	34.9042%	Fecal		CFU/100 mL	200	283.2	86400	-	53,532.9
5439000	6/28/1998	54	54	0.2020	10.94	4118	34.9042%	Fecal		CFU/100 mL	200	283.2	86400	-	53,532.9
5439000	7/11/1998	54	54	0.2020	10.94	4118	34.9042%	Fecal		CFU/100 mL	200	283.2	86400	-	53,532.9
5439000	10/24/1998	54	54	0.2020	10.94	4118	34.9042%	Fecal		CFU/100 mL	200	283.2	86400	-	53,532.9
5439000	3/15/1999	54	54	0.2020	10.94	4118	34.9042%	Fecal		CFU/100 mL	200	283.2	86400	-	53,532.9
5439000	3/28/1999	54	54	0.2020	10.94	4118	34.9042%	Fecal		CFU/100 mL	200	283.2	86400	-	53,532.9
5439000	8/8/2000	54	54	0.2020	10.94	4118	34.9042%	Fecal		CFU/100 mL	200	283.2	86400	-	53,532.9
5439000	4/25/2001	54	54	0.2020	10.94	4118	34.9042%	Fecal		CFU/100 mL	200	283.2	86400	-	53,532.9
5439000	6/22/2001	54	54	0.2020	10.94	4118	34.9042%	Fecal		CFU/100 mL	200	283.2	86400	-	53,532.9
5439000	3/22/2002	54	54	0.2020	10.94	4118	34.9042%	Fecal		CFU/100 mL	200	283.2	86400	-	53,532.9
5439000	1/18/2005	54	54	0.2020	10.94	4118	34.9042%	Fecal		CFU/100 mL	200	283.2	86400	-	53,532.9
5439000	4/4/2006	54	54	0.2020	10.94	4118	34.9042%	Fecal		CFU/100 mL	200	283.2	86400	-	53,532.9
5439000	1/19/2008	54	54	0.2020	10.94	4118	34.9042%	Fecal		CFU/100 mL	200	283.2	86400	-	53,532.9
5439000	7/1/2009	54	54	0.2020	10.94	4118	34.9042%	Fecal		CFU/100 mL	200	283.2	86400	-	53,532.9
5439000	12/16/2009	54	54	0.2020	10.94	4118	34.9042%	Fecal		CFU/100 mL	200	283.2	86400	-	53,532.9
5439000	1/17/2012	54	54	0.2020	10.94	4118	34.9042%	Fecal		CFU/100 mL	200	283.2	86400	-	53,532.9
5439000	6/5/2013	54	54	0.2020	10.94	4118	34.9042%	Fecal		CFU/100 mL	200	283.2	86400	-	53,532.9
5439000	4/19/2014	54	54	0.2020	10.94	4118	34.9042%	Fecal		CFU/100 mL	200	283.2	86400	-	53,532.9
5439000	12/24/1993	53.9	53.9	0.2020	10.92	4157	35.2348%	Fecal		CFU/100 mL	200	283.2	86400	-	53,434.0
5439000	1/5/2012	53.9	53.9	0.2020	10.92	4157	35.2348%	Fecal		CFU/100 mL	200	283.2	86400	-	53,434.0
5439000	6/20/2017	53.9	53.9	0.2020	10.92	4157	35.2348%	Fecal		CFU/100 mL	200	283.2	86400	-	53,434.0
5439000	10/25/1993	53.8	53.8	0.2020	10.90	4160	35.2602%	Fecal		CFU/100 mL	200	283.2	86400	-	53,335.2
5439000	5/5/2006	53.8	53.8	0.2020	10.90	4160	35.2602%	Fecal		CFU/100 mL	200	283.2	86400	-	53,335.2
5439000	6/29/2006	53.8	53.8	0.2020	10.90	4160	35.2602%	Fecal		CFU/100 mL	200	283.2	86400	-	53,335.2
5439000	8/17/2007	53.8	53.8	0.2020	10.90	4160	35.2602%	Fecal		CFU/100 mL	200	283.2	86400	-	53,335.2
5439000	3/11/2017	53.8	53.8	0.2020	10.90	4160	35.2602%	Fecal		CFU/100 mL	200	283.2	86400	-	53,335.2
5439000	1/17/2019	53.8	53.8	0.2020	10.90	4160	35.2602%	Fecal		CFU/100 mL	200	283.2	86400	-	53,335.2
5439000	1/26/2020	53.8	53.8	0.2020	10.90	4160	35.2602%	Fecal		CFU/100 mL	200	283.2	86400	-	53,335.2
5439000	4/8/2021	53.8	53.8	0.2020	10.90	4160	35.2602%	Fecal		CFU/100 mL	200	283.2	86400	-	53,335.2
5439000	1/11/2009	53.7	53.7	0.2020	10.88	4168	35.3280%	Fecal		CFU/100 mL	200	283.2	86400	-	53,236.3
5439000	2/9/2012	53.7	53.7	0.2020	10.88	4168	35.3280%	Fecal		CFU/100 mL	200	283.2	86400	-	53,236.3
5439000	3/27/2013	53.7	53.7	0.2020	10.88	4168	35.3280%	Fecal		CFU/100 mL	200	283.2	86400	-	53,236.3
5439000	4/2/2015	53.7	53.7	0.2020	10.88	4168	35.3280%	Fecal		CFU/100 mL	200	283.2	86400	-	53,236.3
5439000	4/20/2016	53.7	53.7	0.2020	10.88	4168	35.3280%	Fecal		CFU/100 mL	200	283.2	86400	-	53,236.3
5439000	4/27/2016	53.7	53.7	0.2020	10.88	4168	35.3280%	Fecal		CFU/100 mL	200	283.2	86400	-	53,236.3
5439000	11/8/2008	53.6	53.6	0.2020	10.86	4174	35.3789%	Fecal		CFU/100 mL	200	283.2	86400	-	53,137.4
5439000	2/10/2012	53.6	53.6	0.2020	10.86	4174	35.3789%	Fecal		CFU/100 mL	200	283.2	86400	-	53,137.4
5439000	6/8/2017	53.6	53.6	0.2020	10.86	4174	35.3789%	Fecal		CFU/100 mL	200	283.2	86400	-	53,137.4
5439000	6/11/2021	53.6	53.6	0.2020	10.86	4174	35.3789%	Fecal		CFU/100 mL	200	283.2	86400	-	53,137.4
5439000	6/23/1994	53.5	53.5	0.2020	10.84	4178	35.4128%	Fecal		CFU/100 mL	200	283.2	86400	-	53,038.6
5439000	4/26/2002	53.5	53.5	0.2020	10.84	4178	35.4128%	Fecal		CFU/100 mL	200	283.2	86400	-	53,038.6
5439000	6/16/2010	53.5	53.5	0.2020	10.84	4178	35.4128%	Fecal		CFU/100 mL	200	283.2	86400	-	53,038.6
5439000	3/4/2022	53.5	53.5	0.1459	7.84	5258	44.5669%	Fecal		CFU/100 mL	200	283.2	86400	-	38,358.8
5439000	12/5/1993	53.4	53.4	0.2020	10.82	4181	35.4382%	Fecal		CFU/100 mL	200	283.2	86400	-	52,939.7
5439000	2/21/2009	53.4	53.4	0.2020	10.82	4181	35.4382%	Fecal		CFU/100 mL	200	283.2	86400	-	52,939.7
5439000	5/17/2012	53.4	53.4	0.2020	10.82	4181	35.4382%	Fecal		CFU/100 mL	200	283.2	86400	-	52,939.7
5439000	5/15/2013	53.4	53.4	0.2020	10.82	4181	35.4382%	Fecal		CFU/100 mL	200	283.2	86400	-	52,939.7
5439000	4/4/2021	53.4	53.4	0.2020	10.82	4181	35.4382%	Fecal		CFU/100 mL	200	283.2	86400	-	52,939.7
5439000	2/3/2010	53.3	53.3	0.2020	10.80	4186	35.4806%	Fecal		CFU/100 mL	200	283.2	86400	-	52,840.9
5439000	4/2/2010	53.3	53.3	0.2020	10.80	4186	35.4806%	Fecal		CFU/100 mL	200	283.2	86400	-	52,840.9
5439000	1/6/2012	53.3	53.3	0.2020	10.80	4186	35.4806%	Fecal		CFU/100 mL	200	283.2	86400	-	52,840.9
5439000	2/24/2012	53.3	53.3	0.2020	10.80	4186	35.4806%	Fecal		CFU/100 mL	200	283.2	86400	-	52,840.9
5439000	3/29/2013	53.3	53.3	0.2020	10.80	4186	35.4806%	Fecal		CFU/100 mL	200	283.2	86400	-	52,840.9
5439000	2/9/2017	53.3	53.3	0.2020	10.80	4186	35.4806%	Fecal		CFU/100 mL	200	283.2	86400	-	52,840.9
5439000	4/9/2021	53.3	53.3	0.2020	10.80	4186	35.4806%	Fecal		CFU/100 mL	200	283.2	86400	-	52,840.9
5439000	12/23/1993	53.2	53.2	0.2020	10.78	4193	35.5399%	Fecal		CFU/100 mL	200	283.2	86400	-	52,742.0
5439000	4/22/2007	53.2	53.2	0.2020	10.78	4193	35.5399%	Fecal		CFU/100 mL	200	283.2	86400	-	52,742.0
5439000	6/1/2012	53.2	53.2	0.2020	10.78	4193	35.5399%	Fecal		CFU/100 mL	200	283.2	86400	-	52,742.0
5439000	3/31/2014	53.2	53.2	0.2020	10.78	4193	35.5399%	Fecal		CFU/100 mL	200	283.2	86400	-	52,742.0
5439000	7/15/2020	53.2	53.2	0.2020	10.78	4193	35.5399%	Fecal		CFU/100 mL	200	283.2	86400	-	52,742.0
5439000	2/11/2005	53.1	53.1	0.2020	10.76	4198	35.5823%	Fecal		CFU/100 mL	200	283.2	86400	-	52,643.2
5439000	6/14/2006	53.1	53.1	0.2020	10.76	4198	35.5823%	Fecal		CFU/100 mL	200	283.2	86400	-	52,643.2
5439000	4/9/2014	53.1	53.1	0.2020	10.76	4198	35.5823%	Fecal		CFU/100 mL	200	283.2	86400	-	52,643.2
5439000	12/21/1991	53	53	0.2020	10.74	4201	35.6077%	Fecal		CFU/100 mL	200	283.2	86400	-	52,544.3
5439000	3/19/1992	53	53	0.2020	10.74	4201	35.6077%	Fecal		CFU/100 mL	200	283.2	86400	-	52,544.3
5439000	4/30/1992	53	53	0.2020	10.74	4201	35.6077%	Fecal		CFU/100 mL	200	283.2	86400	-	52,544.3
5439000	8/15/1993	53	53	0.2020	10.74	4201	35.6077%	Fecal		CFU/100 mL	200	283.2	86400	-	52,544.3
5439000	11/23/1994	53	53	0.2020	10.74	4201	35.6077%	Fecal		CFU/100 mL	200	283.2	86400	-	52,544.3
5439000	11/24/1994	53	53	0.2020	10.74	4201	35.6077%	Fecal		CFU/100 mL	200	283.2	86400	-	52,544.3
5439000	1/31/1995	53	53	0.2020	10.74	4201	35.6077%	Fecal		CFU/100 mL	200	283.2	86400	-	52,544.3
5439000	3/23/1995	53	53	0.2020	10.74	4201	35.6077%	Fecal		CFU/100 mL	200	283.2	86400	-	52,544.3
5439000	4/3/1995	53	53	0.2020	10.74	4201	35.6077%	Fecal		CFU/100 mL	200	283.2	86400	-	52,544.3
5439000	5/19/1996	53	53	0.2020	10.74	4201	35.6077%	Fecal		CFU/100 mL	200	283.2	86400	-	52,544.3
5439000	3/20/1997	53	53	0.2020	10.74	4201	35.6077%	Fecal		CFU/100 mL	200	283.2	86400	-	52,544.3
5439000	3/21/1997	53	53	0.2020	10.74	4201	35.6077%	Fecal		CFU/100 mL	200	283.2	86400	-	52,544.3
5439000	6/2/1998	53	53	0.2020	10.74	4201	35.6077%	Fecal		CFU/100 mL	200	283.2	86400	-	52,544.3
5439000	3/11/1999	53	53	0.2020	10.74	4201	35.6077%	Fecal		CFU/100 mL	200	283.2	86400	-	52,544.3
5439000	5/18/2000	53	53	0.2020	10.74	4201	35.6077%	Fecal		CFU/100 mL	200	283.2	86400	-	52,544.3
5439000	6/10/2000	53	53	0.2020	10.74	4201	35.6077%	Fecal		CFU/100 mL	200	283.2	86400	-	52,544.3
5439000	4/26/2001	53	53	0.2020	10.74	4201	35.6077%	Fecal		CFU/100 mL	200	283.2	86400	-	52,544.3
5439000	6/16/2001	53	53	0.2020	10.74	4201	35.6077%	Fecal		CFU/100 mL	200	283.2	86400	-	52,544.3
5439000	6/23/2002	53	53	0.2020	10.74	4201	35.6077%	Fecal		CFU/100 mL	200	283.2	86400	-	52,544.3
5439000	3/12/2005	53	53	0.2020	10.74	4201	35.6077%	Fecal		CFU/100 mL	200	283.2	86400	-	52,544.3
5439000	2/2/2017	53	53	0.2020	10.74	4201	35.6077%	Fecal		CFU/100 mL	200	283.2	86400	-	52,544.3
5439000	4/21/2010	52.9	52.9	0.2020	10.72	4222	35.7857%	Fecal		CFU/100 mL	200	283.2	86400	-	52,445.5
5439000	4/17/2011	52.9	52.9	0.2020	10.72	4222	35.7857%	Fecal		CFU/100 mL	200	283.2	86400	-	52,445.5
5439000	8/5/2014	52.9	52.9	0.2020	10.72	4222	35.7857%	Fecal		CFU/100 mL	200	283.2	86400	-	52,445.5
5439000	2/17/2020	52.9	52.9	0.2020	10.72	4222	35.7857%	Fecal		CFU/100 mL	200	283.2	86400	-	52,445.5
5439000	4/29/2008	52.8	52.8	0.2020	10.70	4226	35.8196%	Fecal		CFU/100 mL	200	283.2	86400	-	52,346.6
5439000	3/15/2018	52.8	52.8	0.2020	10.70	4226	35.8196%	Fecal		CFU/100 mL	200	283.2	86400	-	52,346.6
5439000	7/8/2018	52.8	52.8	0.2020	10.70	4226	35.8196%	Fecal		CFU/100 mL	200	283.2	86400	-	52,346.6
5439000	7/24/2019	52.8	52.8	0.2020	10.70	4226	35.8196%	Fecal		CFU/100 mL	200	283.2	86400	-	52,346.6
5439000	4/18/2021	52.8	52.8	0.2020	10.70	4226	35.8196%	Fecal		CFU/100 mL	200	283.2	86400	-	52,346.6
5439000	3/30/2002	52.7	52.7	0.2020	10.68	4231	35.8620%	Fecal		CFU/100 mL	200	283.2	86400	-	52,247.8
5439000	6/8/2007	52.7	52.7	0.2020	10.68	4231	35.8620%	Fecal		CFU/100 mL	200	283.2	86400	-	52,247.8
5439000	4/21/2015	52.7	52.7	0.2020	10.68	4231	35.8620%	Fecal		CFU/100 mL	200	283.2	86400	-	52,247.8
5439000	6/9/2017	52.7	52.7	0.2020	10.68	4231	35.8620%	Fecal		CFU/100 mL	200	283.2	86400	-	52,247.8
5439000	4/14/2019	52.7	52.7	0.2020	10.68	4231	35.8620%	Fecal		CFU/100 mL	200	283.2	86400	-	52,247.8
5439000	3/3/2005	52.6	52.6	0.2020	10.66	4236	35.9044%	Fecal		CFU/100 mL	200	283.2	86400	-	52,148.9

Gage ID	Date	Discharge (CFS)	Gage Discharge (less Surrogate NPDES) (CFS)	Watershed Area Ratio	Calculated flow (CFS)	Rank	Flow Exceedance %	Parameter	Results	Units (mg or micro_gram	Limit/Standard	100mL/CF	sec/day	Actual Load (million colonies/day)	Allowable Load (million colonies/day)
5439000	11/4/2008	52.6	52.6	0.2020	10.66	4236	35.9044%	Fecal		CFU/100 mL	200	283.2	86400	-	52,148.9
5439000	5/29/2010	52.6	52.6	0.2020	10.66	4236	35.9044%	Fecal		CFU/100 mL	200	283.2	86400	-	52,148.9
5439000	12/6/2016	52.6	52.6	0.2020	10.66	4236	35.9044%	Fecal		CFU/100 mL	200	283.2	86400	-	52,148.9
5439000	10/5/2008	52.5	52.5	0.2020	10.64	4240	35.9383%	Fecal		CFU/100 mL	200	283.2	86400	-	52,050.0
5439000	8/3/2017	52.5	52.5	0.2020	10.64	4240	35.9383%	Fecal		CFU/100 mL	200	283.2	86400	-	52,050.0
5439000	12/16/2018	52.5	52.5	0.2020	10.64	4240	35.9383%	Fecal		CFU/100 mL	200	283.2	86400	-	52,050.0
5439000	5/16/2021	52.5	52.5	0.2020	10.64	4240	35.9383%	Fecal		CFU/100 mL	200	283.2	86400	-	52,050.0
5439000	6/3/2003	52.4	52.4	0.2020	10.62	4244	35.9722%	Fecal		CFU/100 mL	200	283.2	86400	-	51,951.2
5439000	5/24/2006	52.4	52.4	0.2020	10.62	4244	35.9722%	Fecal		CFU/100 mL	200	283.2	86400	-	51,951.2
5439000	4/2/2011	52.4	52.4	0.2020	10.62	4244	35.9722%	Fecal		CFU/100 mL	200	283.2	86400	-	51,951.2
5439000	11/17/2011	52.4	52.4	0.2020	10.62	4244	35.9722%	Fecal		CFU/100 mL	200	283.2	86400	-	51,951.2
5439000	3/25/2015	52.4	52.4	0.2020	10.62	4244	35.9722%	Fecal		CFU/100 mL	200	283.2	86400	-	51,951.2
5439000	8/29/2015	52.4	52.4	0.2020	10.62	4244	35.9722%	Fecal		CFU/100 mL	200	283.2	86400	-	51,951.2
5439000	5/11/2007	52.3	52.3	0.2020	10.60	4250	36.0231%	Fecal		CFU/100 mL	200	283.2	86400	-	51,852.3
5439000	7/29/2007	52.3	52.3	0.2020	10.60	4250	36.0231%	Fecal		CFU/100 mL	200	283.2	86400	-	51,852.3
5439000	10/13/2008	52.3	52.3	0.2020	10.60	4250	36.0231%	Fecal		CFU/100 mL	200	283.2	86400	-	51,852.3
5439000	2/1/2016	52.3	52.3	0.2020	10.60	4250	36.0231%	Fecal		CFU/100 mL	200	283.2	86400	-	51,852.3
5439000	4/29/2016	52.3	52.3	0.2020	10.60	4250	36.0231%	Fecal		CFU/100 mL	200	283.2	86400	-	51,852.3
5439000	3/13/2017	52.3	52.3	0.2020	10.60	4250	36.0231%	Fecal		CFU/100 mL	200	283.2	86400	-	51,852.3
5439000	2/20/2019	52.3	52.3	0.2020	10.60	4250	36.0231%	Fecal		CFU/100 mL	200	283.2	86400	-	51,852.3
5439000	6/12/2020	52.3	52.3	0.2020	10.60	4250	36.0231%	Fecal		CFU/100 mL	200	283.2	86400	-	51,852.3
5439000	6/28/2020	52.3	52.3	0.2020	10.60	4250	36.0231%	Fecal		CFU/100 mL	200	283.2	86400	-	51,852.3
5439000	2/18/2020	52.2	52.2	0.2020	10.58	4259	36.0993%	Fecal		CFU/100 mL	200	283.2	86400	-	51,753.5
5439000	7/19/2020	52.2	52.2	0.2020	10.58	4259	36.0993%	Fecal		CFU/100 mL	200	283.2	86400	-	51,753.5
5439000	4/17/2012	52.1	52.1	0.2020	10.56	4261	36.1163%	Fecal		CFU/100 mL	200	283.2	86400	-	51,654.6
5439000	3/22/2015	52.1	52.1	0.2020	10.56	4261	36.1163%	Fecal		CFU/100 mL	200	283.2	86400	-	51,654.6
5439000	11/30/2018	52.1	52.1	0.2020	10.56	4261	36.1163%	Fecal		CFU/100 mL	200	283.2	86400	-	51,654.6
5439000	7/19/2021	52.1	52.1	0.2020	10.56	4261	36.1163%	Fecal		CFU/100 mL	200	283.2	86400	-	51,654.6
5439000	4/26/1990	52	52	0.2020	10.54	4265	36.1502%	Fecal		CFU/100 mL	200	283.2	86400	-	51,555.8
5439000	6/6/1990	52	52	0.2020	10.54	4265	36.1502%	Fecal		CFU/100 mL	200	283.2	86400	-	51,555.8
5439000	7/6/1990	52	52	0.2020	10.54	4265	36.1502%	Fecal		CFU/100 mL	200	283.2	86400	-	51,555.8
5439000	11/11/1990	52	52	0.2020	10.54	4265	36.1502%	Fecal		CFU/100 mL	200	283.2	86400	-	51,555.8
5439000	12/28/1990	52	52	0.2020	10.54	4265	36.1502%	Fecal		CFU/100 mL	200	283.2	86400	-	51,555.8
5439000	2/18/1991	52	52	0.2020	10.54	4265	36.1502%	Fecal		CFU/100 mL	200	283.2	86400	-	51,555.8
5439000	5/13/1991	52	52	0.2020	10.54	4265	36.1502%	Fecal		CFU/100 mL	200	283.2	86400	-	51,555.8
5439000	5/14/1991	52	52	0.2020	10.54	4265	36.1502%	Fecal		CFU/100 mL	200	283.2	86400	-	51,555.8
5439000	6/16/1991	52	52	0.2020	10.54	4265	36.1502%	Fecal		CFU/100 mL	200	283.2	86400	-	51,555.8
5439000	3/22/1992	52	52	0.2020	10.54	4265	36.1502%	Fecal		CFU/100 mL	200	283.2	86400	-	51,555.8
5439000	2/9/1993	52	52	0.2020	10.54	4265	36.1502%	Fecal		CFU/100 mL	200	283.2	86400	-	51,555.8
5439000	7/10/1993	52	52	0.2020	10.54	4265	36.1502%	Fecal		CFU/100 mL	200	283.2	86400	-	51,555.8
5439000	9/23/1993	52	52	0.2020	10.54	4265	36.1502%	Fecal		CFU/100 mL	200	283.2	86400	-	51,555.8
5439000	12/30/1993	52	52	0.2020	10.54	4265	36.1502%	Fecal		CFU/100 mL	200	283.2	86400	-	51,555.8
5439000	12/21/1994	52	52	0.2020	10.54	4265	36.1502%	Fecal		CFU/100 mL	200	283.2	86400	-	51,555.8
5439000	12/22/1994	52	52	0.2020	10.54	4265	36.1502%	Fecal		CFU/100 mL	200	283.2	86400	-	51,555.8
5439000	6/21/1995	52	52	0.2020	10.54	4265	36.1502%	Fecal		CFU/100 mL	200	283.2	86400	-	51,555.8
5439000	7/4/1996	52	52	0.2020	10.54	4265	36.1502%	Fecal		CFU/100 mL	200	283.2	86400	-	51,555.8
5439000	8/20/1996	52	52	0.2020	10.54	4265	36.1502%	Fecal		CFU/100 mL	200	283.2	86400	-	51,555.8
5439000	3/22/1997	52	52	0.2020	10.54	4265	36.1502%	Fecal		CFU/100 mL	200	283.2	86400	-	51,555.8
5439000	2/7/1998	52	52	0.2020	10.54	4265	36.1502%	Fecal		CFU/100 mL	200	283.2	86400	-	51,555.8
5439000	6/1/1998	52	52	0.2020	10.54	4265	36.1502%	Fecal		CFU/100 mL	200	283.2	86400	-	51,555.8
5439000	10/28/1998	52	52	0.2020	10.54	4265	36.1502%	Fecal		CFU/100 mL	200	283.2	86400	-	51,555.8
5439000	12/15/1998	52	52	0.2020	10.54	4265	36.1502%	Fecal		CFU/100 mL	200	283.2	86400	-	51,555.8
5439000	3/5/2000	52	52	0.2020	10.54	4265	36.1502%	Fecal		CFU/100 mL	200	283.2	86400	-	51,555.8
5439000	5/1/2000	52	52	0.2020	10.54	4265	36.1502%	Fecal		CFU/100 mL	200	283.2	86400	-	51,555.8
5439000	6/21/2001	52	52	0.2020	10.54	4265	36.1502%	Fecal		CFU/100 mL	200	283.2	86400	-	51,555.8
5439000	12/12/2007	52	52	0.2020	10.54	4265	36.1502%	Fecal		CFU/100 mL	200	283.2	86400	-	51,555.8
5439000	7/23/2015	52	52	0.2020	10.54	4265	36.1502%	Fecal		CFU/100 mL	200	283.2	86400	-	51,555.8
5439000	3/4/2002	51.9	51.9	0.2020	10.51	4294	36.3960%	Fecal		CFU/100 mL	200	283.2	86400	-	51,456.9
5439000	12/4/2009	51.9	51.9	0.2020	10.51	4294	36.3960%	Fecal		CFU/100 mL	200	283.2	86400	-	51,456.9
5439000	7/28/2010	51.9	51.9	0.2020	10.51	4294	36.3960%	Fecal		CFU/100 mL	200	283.2	86400	-	51,456.9
5439000	12/11/2011	51.8	51.8	0.2020	10.49	4297	36.4214%	Fecal		CFU/100 mL	200	283.2	86400	-	51,358.1
5439000	2/19/2020	51.8	51.8	0.2020	10.49	4297	36.4214%	Fecal		CFU/100 mL	200	283.2	86400	-	51,358.1
5439000	1/11/2007	51.7	51.7	0.2020	10.47	4299	36.4384%	Fecal		CFU/100 mL	200	283.2	86400	-	51,259.2
5439000	6/20/2008	51.7	51.7	0.2020	10.47	4299	36.4384%	Fecal		CFU/100 mL	200	283.2	86400	-	51,259.2
5439000	10/14/2008	51.7	51.7	0.2020	10.47	4299	36.4384%	Fecal		CFU/100 mL	200	283.2	86400	-	51,259.2
5439000	4/26/2010	51.7	51.7	0.2020	10.47	4299	36.4384%	Fecal		CFU/100 mL	200	283.2	86400	-	51,259.2
5439000	7/23/2016	51.7	51.7	0.2020	10.47	4299	36.4384%	Fecal		CFU/100 mL	200	283.2	86400	-	51,259.2
5439000	7/9/2019	51.7	51.7	0.2020	10.47	4299	36.4384%	Fecal		CFU/100 mL	200	283.2	86400	-	51,259.2
5439000	7/12/2020	51.7	51.7	0.2020	10.47	4299	36.4384%	Fecal		CFU/100 mL	200	283.2	86400	-	51,259.2
5439000	3/31/1994	51.6	51.6	0.2020	10.45	4306	36.4977%	Fecal		CFU/100 mL	200	283.2	86400	-	51,160.4
5439000	3/5/2005	51.6	51.6	0.2020	10.45	4306	36.4977%	Fecal		CFU/100 mL	200	283.2	86400	-	51,160.4
5439000	5/2/2008	51.6	51.6	0.2020	10.45	4306	36.4977%	Fecal		CFU/100 mL	200	283.2	86400	-	51,160.4
5439000	7/12/2013	51.6	51.6	0.2020	10.45	4306	36.4977%	Fecal		CFU/100 mL	200	283.2	86400	-	51,160.4
5439000	5/22/2014	51.6	51.6	0.2020	10.45	4306	36.4977%	Fecal		CFU/100 mL	200	283.2	86400	-	51,160.4
5439000	7/9/2021	51.6	51.6	0.2020	10.45	4306	36.4977%	Fecal		CFU/100 mL	200	283.2	86400	-	51,160.4
5439000	4/24/2010	51.5	51.5	0.2020	10.43	4314	36.5655%	Fecal		CFU/100 mL	200	283.2	86400	-	51,061.5
5439000	3/25/2013	51.5	51.5	0.2020	10.43	4314	36.5655%	Fecal		CFU/100 mL	200	283.2	86400	-	51,061.5
5439000	3/12/2017	51.5	51.5	0.2020	10.43	4314	36.5655%	Fecal		CFU/100 mL	200	283.2	86400	-	51,061.5
5439000	10/11/2017	51.5	51.5	0.2020	10.43	4314	36.5655%	Fecal		CFU/100 mL	200	283.2	86400	-	51,061.5
5439000	7/10/2021	51.5	51.5	0.2020	10.43	4314	36.5655%	Fecal		CFU/100 mL	200	283.2	86400	-	51,061.5
5439000	6/12/2016	51.4	51.4	0.2020	10.41	4319	36.6079%	Fecal		CFU/100 mL	200	283.2	86400	-	50,962.6
5439000	4/23/2007	51.3	51.3	0.2020	10.39	4320	36.6164%	Fecal		CFU/100 mL	200	283.2	86400	-	50,863.8
5439000	1/12/2010	51.3	51.3	0.2020	10.39	4320	36.6164%	Fecal		CFU/100 mL	200	283.2	86400	-	50,863.8
5439000	2/21/2016	51.3	51.3	0.2020	10.39	4320	36.6164%	Fecal		CFU/100 mL	200	283.2	86400	-	50,863.8
5439000	5/10/2004	51.2	51.2	0.2020	10.37	4324	36.6503%	Fecal		CFU/100 mL	200	283.2	86400	-	50,764.9
5439000	2/27/2005	51.2	51.2	0.2020	10.37	4324	36.6503%	Fecal		CFU/100 mL	200	283.2	86400	-	50,764.9
5439000	1/18/2019	51.2	51.2	0.2020	10.37	4324	36.6503%	Fecal		CFU/100 mL	200	283.2	86400	-	50,764.9
5439000	4/30/2003	51.1	51.1	0.2020	10.35	4327	36.6757%	Fecal		CFU/100 mL	200	283.2	86400	-	50,666.1
5439000	3/21/2012	51.1	51.1	0.2020	10.35	4327	36.6757%	Fecal		CFU/100 mL	200	283.2	86400	-	50,666.1
5439000	4/22/2016	51.1	51.1	0.2020	10.35	4327	36.6757%	Fecal		CFU/100 mL	200	283.2	86400	-	50,666.1
5439000	2/19/1990	51	51	0.2020	10.33	4330	36.7011%	Fecal		CFU/100 mL	200	283.2	86400	-	50,567.2
5439000	4/27/1990	51	51	0.2020	10.33	4330	36.7011%	Fecal		CFU/100 mL	200	283.2	86400	-	50,567.2
5439000	11/19/1991	51	51	0.2020	10.33	4330	36.7011%	Fecal		CFU/100 mL	200	283.2	86400	-	50,567.2
5439000	3/31/1992	51	51	0.2020	10.33	4330	36.7011%	Fecal		CFU/100 mL	200	283.2	86400	-	50,567.2
5439000	1/18/1993	51	51	0.2020	10.33	4330	36.7011%	Fecal		CFU/100 mL	200	283.2	86400	-	50,567.2
5439000	3/2/1993	51	51	0.2020	10.33	4330	36.7011%	Fecal		CFU/100 mL	200	283.2	86400	-	50,567.2
5439000	12/9/1994	51	51	0.2020	10.33	4330	36.7011%	Fecal		CFU/100 mL	200	283.2	86400	-	50,567.2
5439000	12/10/1994	51	51	0.2020	10.33	4330	36.7011%	Fecal		CFU/100 mL	200	283.2	86400	-	50,567.2
5439000	12/17/1994	51	51	0.2020	10.33	4330	36.7011%	Fecal		CFU/100 mL	200	283.2	86400	-	50,567.2
5439000	6/29/1995	51	51	0.2020	10.33	4330	36.7011%	Fecal		CFU/100 mL	200	283.2	86400	-	50,567.2
5439000	3/24/1997	51	51	0.2020	10.33	4330	36.7011%	Fecal		CFU/100 mL	200	283.2	86400	-	50,567.2
5439000	4/7/1997	51	51	0.2020	10.33	4330	36.7011%	Fecal		CFU/100 mL	200	283.2	86400	-	50,567.2
5439000	1/16/1998	51	51	0.2020	10.33	4330	36.7011%	Fecal		CFU/100 mL	200	283.2	86400	-	50,567.2
5439000	6/26/1998	51	51	0.2020	10.33	4330	36.7011%	Fecal		CFU/100 mL	200	283.2	86400	-	50,567.2
5439000	10/29/1998	51	51	0.2020	10.33	4330	36.7011%	Fecal		CFU/100 mL	200	283.2	86400	-	50,567.2
5439000	11/17/1998	51	51	0.2020	10.33	4330	36.7011%	Fecal		CFU/100 mL	200	283.2	86400	-	50,567.2
5439000	2/24/1999	51	51	0.2020	10.33	4330	36.7011%	Fecal		CFU/100 mL	200	283.2	86400	-	50,567.2
5439000	6/29/1999	51	51	0.2020	10.33	4330	36.7011%	Fecal		CFU/100 mL	200	283.2	86400	-	50,567.2
5439000	4/30/2000	51	51	0.2020	10.33	4330	36.7011%	Fecal		CFU/100 mL	200	283.2	86400	-	50,567.2
5439000	5/19/2000	51	51	0.2020	10.33	4330	36.7011%	Fecal		CFU/100 mL	200	283.2	86400	-	50,567.2
5439000	8/1/2000	51	51	0.2020	10.33	4330	36.7011%	Fecal		CFU/100 mL	200	283.2	86400	-	50,567.2
5439000	2/8/2001	51	51	0.2020	10.33	4330	36.7011%	Fecal		CFU/100 mL	200	283.2	86400	-	50,567.2
5439000	3/23/2002	51	51	0.2020	10.33	4330	36.7011%	Fecal		CFU/100 mL	200	283.2	86400	-	50,567.2
5439000	2/12/2005	51	51	0.2020	10.33	4330	36.7011%	Fecal		CFU/100 mL	200	283.2	86400	-	50,567.2
5439000	2/26/2005	51	51	0.2020	10.33	4330	36.7011%	Fecal		CFU/100 mL	200	283.2	86400	-	50,567.2
5439000	2/22/2009	51	51	0.2020	10.33	4330	36.7011%	Fecal		CFU/100 mL	200	283.2	86400	-	50,567.2
5439000	10/23/2017	51	51	0.2020	10.33	4330	36.7011%	Fecal		CFU/100 mL	200	283.2	86400	-	50,567.2
5439000	4/2/2002	50.9	50.9	0.2020	10.31	4357	36.9300%	Fecal		CFU/100 mL	200	283.2	86400	-	50,468.4
5439000	12/8/2004	50.9	50.9	0.2020	10.31	4357	36.9300%	Fecal		CFU/100 mL	200	283.2	86400	-	50,468.4
5439000	4/19/2021	50.9	50.9	0.2020	10.31	4357	36.9300%	Fecal		CFU/100 mL	200	283.2	86400	-	50,468.4
5439000	6/14/2021	50.9	50.9	0.2020	10.31	4357	36.9300%	Fecal		CFU/100 mL	200	283.2	86400	-	50,468.4
5439000	1/16/2007	50.8	50.8	0.2020	10.29	4361	36.9639%	Fecal		CFU/100 mL	200	283.2	86400	-	50,369.5
5439000	11/15/2009	50.8	50.8	0.2020	10.29	4361	36.9639%	Fecal		CFU/100 mL	200	283.2	86400	-	50,369.5
5439000	4/3/2011	50.8	50.8	0.2020	10.29	4361	36.9639%	Fecal		CFU/100 mL	200	283.2	86400	-	50,369.5
5439000	11/4/2017	50.8	50.8	0.2020	10.29	4361	36.9639%	Fecal		CFU/100 mL	200	283.2	86400	-	50,369.5

Gage ID	Date	Discharge (CFS)	Gage Discharge (less Surrogate NPDES) (CFS)	Watershed Area Ratio	Calculated flow (CFS)	Rank	Flow Exceedance %	Parameter	Results	Units (mg or micro_gram	Limit/Standard	100mL/CF	sec/day	Actual Load (million colonies/day)	Allowable Load (million colonies/day)
5439000	5/11/2018	50.8	50.8	0.2020	10.29	4361	36.9639%	Fecal		CFU/100 mL	200	283.2	86400	-	50,369.5
5439000	4/24/2020	50.8	50.8	0.2020	10.29	4361	36.9639%	Fecal		CFU/100 mL	200	283.2	86400	-	50,369.5
5439000	5/1/2004	50.7	50.7	0.2020	10.27	4367	37.0147%	Fecal		CFU/100 mL	200	283.2	86400	-	50,270.7
5439000	3/6/2005	50.7	50.7	0.2020	10.27	4367	37.0147%	Fecal		CFU/100 mL	200	283.2	86400	-	50,270.7
5439000	8/9/2010	50.7	50.7	0.2020	10.27	4367	37.0147%	Fecal		CFU/100 mL	200	283.2	86400	-	50,270.7
5439000	3/8/2019	50.7	50.7	0.2020	10.27	4367	37.0147%	Fecal		CFU/100 mL	200	283.2	86400	-	50,270.7
5439000	6/13/2020	50.7	50.7	0.2020	10.27	4367	37.0147%	Fecal		CFU/100 mL	200	283.2	86400	-	50,270.7
5439000	7/13/2021	50.7	50.7	0.2020	10.27	4367	37.0147%	Fecal		CFU/100 mL	200	283.2	86400	-	50,270.7
5439000	10/12/2018	50.6	50.6	0.2020	10.25	4374	37.0741%	Fecal		CFU/100 mL	200	283.2	86400	-	50,171.8
5439000	6/26/2004	50.5	50.5	0.2020	10.23	4375	37.0826%	Fecal		CFU/100 mL	200	283.2	86400	-	50,073.0
5439000	4/10/2014	50.5	50.5	0.2020	10.23	4375	37.0826%	Fecal		CFU/100 mL	200	283.2	86400	-	50,073.0
5439000	3/25/2017	50.5	50.5	0.2020	10.23	4375	37.0826%	Fecal		CFU/100 mL	200	283.2	86400	-	50,073.0
5439000	3/3/2010	50.4	50.4	0.2020	10.21	4379	37.1165%	Fecal		CFU/100 mL	200	283.2	86400	-	49,974.1
5439000	6/3/2018	50.4	50.4	0.2020	10.21	4379	37.1165%	Fecal		CFU/100 mL	200	283.2	86400	-	49,974.1
5439000	1/19/2012	50.3	50.3	0.2020	10.19	4381	37.1334%	Fecal		CFU/100 mL	200	283.2	86400	-	49,875.2
5439000	3/23/2015	50.3	50.3	0.2020	10.19	4381	37.1334%	Fecal		CFU/100 mL	200	283.2	86400	-	49,875.2
5439000	2/29/2020	50.3	50.3	0.2020	10.19	4381	37.1334%	Fecal		CFU/100 mL	200	283.2	86400	-	49,875.2
5439000	4/7/2021	50.3	50.3	0.2020	10.19	4381	37.1334%	Fecal		CFU/100 mL	200	283.2	86400	-	49,875.2
5439000	11/5/2008	50.2	50.2	0.2020	10.17	4385	37.1673%	Fecal		CFU/100 mL	200	283.2	86400	-	49,776.4
5439000	7/20/2014	50.2	50.2	0.2020	10.17	4385	37.1673%	Fecal		CFU/100 mL	200	283.2	86400	-	49,776.4
5439000	2/9/2016	50.2	50.2	0.2020	10.17	4385	37.1673%	Fecal		CFU/100 mL	200	283.2	86400	-	49,776.4
5439000	3/26/2017	50.2	50.2	0.2020	10.17	4385	37.1673%	Fecal		CFU/100 mL	200	283.2	86400	-	49,776.4
5439000	5/12/2018	50.2	50.2	0.2020	10.17	4385	37.1673%	Fecal		CFU/100 mL	200	283.2	86400	-	49,776.4
5439000	3/1/2002	50.1	50.1	0.2020	10.15	4390	37.2097%	Fecal		CFU/100 mL	200	283.2	86400	-	49,677.5
5439000	3/14/2004	50.1	50.1	0.2020	10.15	4390	37.2097%	Fecal		CFU/100 mL	200	283.2	86400	-	49,677.5
5439000	10/16/2008	50.1	50.1	0.2020	10.15	4390	37.2097%	Fecal		CFU/100 mL	200	283.2	86400	-	49,677.5
5439000	3/8/2020	50.1	50.1	0.2020	10.15	4390	37.2097%	Fecal		CFU/100 mL	200	283.2	86400	-	49,677.5
5439000	6/7/1990	50	50	0.2020	10.13	4395	37.2521%	Fecal		CFU/100 mL	200	283.2	86400	-	49,578.7
5439000	12/26/1990	50	50	0.2020	10.13	4395	37.2521%	Fecal		CFU/100 mL	200	283.2	86400	-	49,578.7
5439000	2/17/1991	50	50	0.2020	10.13	4395	37.2521%	Fecal		CFU/100 mL	200	283.2	86400	-	49,578.7
5439000	5/2/1991	50	50	0.2020	10.13	4395	37.2521%	Fecal		CFU/100 mL	200	283.2	86400	-	49,578.7
5439000	12/22/1991	50	50	0.2020	10.13	4395	37.2521%	Fecal		CFU/100 mL	200	283.2	86400	-	49,578.7
5439000	1/21/1992	50	50	0.2020	10.13	4395	37.2521%	Fecal		CFU/100 mL	200	283.2	86400	-	49,578.7
5439000	5/2/1992	50	50	0.2020	10.13	4395	37.2521%	Fecal		CFU/100 mL	200	283.2	86400	-	49,578.7
5439000	12/13/1992	50	50	0.2020	10.13	4395	37.2521%	Fecal		CFU/100 mL	200	283.2	86400	-	49,578.7
5439000	3/20/1993	50	50	0.2020	10.13	4395	37.2521%	Fecal		CFU/100 mL	200	283.2	86400	-	49,578.7
5439000	8/3/1993	50	50	0.2020	10.13	4395	37.2521%	Fecal		CFU/100 mL	200	283.2	86400	-	49,578.7
5439000	9/4/1993	50	50	0.2020	10.13	4395	37.2521%	Fecal		CFU/100 mL	200	283.2	86400	-	49,578.7
5439000	10/7/1993	50	50	0.2020	10.13	4395	37.2521%	Fecal		CFU/100 mL	200	283.2	86400	-	49,578.7
5439000	10/14/1993	50	50	0.2020	10.13	4395	37.2521%	Fecal		CFU/100 mL	200	283.2	86400	-	49,578.7
5439000	11/25/1994	50	50	0.2020	10.13	4395	37.2521%	Fecal		CFU/100 mL	200	283.2	86400	-	49,578.7
5439000	12/6/1994	50	50	0.2020	10.13	4395	37.2521%	Fecal		CFU/100 mL	200	283.2	86400	-	49,578.7
5439000	1/10/1995	50	50	0.2020	10.13	4395	37.2521%	Fecal		CFU/100 mL	200	283.2	86400	-	49,578.7
5439000	1/11/1995	50	50	0.2020	10.13	4395	37.2521%	Fecal		CFU/100 mL	200	283.2	86400	-	49,578.7
5439000	2/1/1995	50	50	0.2020	10.13	4395	37.2521%	Fecal		CFU/100 mL	200	283.2	86400	-	49,578.7
5439000	2/6/1995	50	50	0.2020	10.13	4395	37.2521%	Fecal		CFU/100 mL	200	283.2	86400	-	49,578.7
5439000	11/23/1995	50	50	0.2020	10.13	4395	37.2521%	Fecal		CFU/100 mL	200	283.2	86400	-	49,578.7
5439000	1/4/1997	50	50	0.2020	10.13	4395	37.2521%	Fecal		CFU/100 mL	200	283.2	86400	-	49,578.7
5439000	1/7/1997	50	50	0.2020	10.13	4395	37.2521%	Fecal		CFU/100 mL	200	283.2	86400	-	49,578.7
5439000	3/23/1997	50	50	0.2020	10.13	4395	37.2521%	Fecal		CFU/100 mL	200	283.2	86400	-	49,578.7
5439000	4/1/1997	50	50	0.2020	10.13	4395	37.2521%	Fecal		CFU/100 mL	200	283.2	86400	-	49,578.7
5439000	5/31/1997	50	50	0.2020	10.13	4395	37.2521%	Fecal		CFU/100 mL	200	283.2	86400	-	49,578.7
5439000	12/16/1998	50	50	0.2020	10.13	4395	37.2521%	Fecal		CFU/100 mL	200	283.2	86400	-	49,578.7
5439000	2/25/1999	50	50	0.2020	10.13	4395	37.2521%	Fecal		CFU/100 mL	200	283.2	86400	-	49,578.7
5439000	3/8/1999	50	50	0.2020	10.13	4395	37.2521%	Fecal		CFU/100 mL	200	283.2	86400	-	49,578.7
5439000	4/27/2001	50	50	0.2020	10.13	4395	37.2521%	Fecal		CFU/100 mL	200	283.2	86400	-	49,578.7
5439000	1/18/2007	50	50	0.2020	10.13	4395	37.2521%	Fecal		CFU/100 mL	200	283.2	86400	-	49,578.7
5439000	1/20/2008	50	50	0.2020	10.13	4395	37.2521%	Fecal		CFU/100 mL	200	283.2	86400	-	49,578.7
5439000	1/19/2009	50	50	0.2020	10.13	4395	37.2521%	Fecal		CFU/100 mL	200	283.2	86400	-	49,578.7
5439000	1/20/2012	50	50	0.2020	10.13	4395	37.2521%	Fecal		CFU/100 mL	200	283.2	86400	-	49,578.7
5439000	2/11/2012	50	50	0.2020	10.13	4395	37.2521%	Fecal		CFU/100 mL	200	283.2	86400	-	49,578.7
5439000	2/12/2012	50	50	0.2020	10.13	4395	37.2521%	Fecal		CFU/100 mL	200	283.2	86400	-	49,578.7
5439000	5/18/2012	50	50	0.2020	10.13	4395	37.2521%	Fecal		CFU/100 mL	200	283.2	86400	-	49,578.7
5439000	6/7/2013	50	50	0.2020	10.13	4395	37.2521%	Fecal		CFU/100 mL	200	283.2	86400	-	49,578.7
5439000	8/30/2013	50	50	0.2020	10.13	4395	37.2521%	Fecal		CFU/100 mL	200	283.2	86400	-	49,578.7
5439000	6/17/2014	50	50	0.2020	10.13	4395	37.2521%	Fecal		CFU/100 mL	200	283.2	86400	-	49,578.7
5439000	11/5/2016	50	50	0.2020	10.13	4395	37.2521%	Fecal		CFU/100 mL	200	283.2	86400	-	49,578.7
5439000	3/14/2017	50	50	0.2020	10.13	4395	37.2521%	Fecal		CFU/100 mL	200	283.2	86400	-	49,578.7
5439000	3/23/2012	49.9	49.9	0.2020	10.11	4436	37.5996%	Fecal		CFU/100 mL	200	283.2	86400	-	49,479.8
5439000	3/24/2012	49.9	49.9	0.2020	10.11	4436	37.5996%	Fecal		CFU/100 mL	200	283.2	86400	-	49,479.8
5439000	10/14/2017	49.9	49.9	0.2020	10.11	4436	37.5996%	Fecal		CFU/100 mL	200	283.2	86400	-	49,479.8
5439000	11/1/2017	49.9	49.9	0.2020	10.11	4436	37.5996%	Fecal		CFU/100 mL	200	283.2	86400	-	49,479.8
5439000	12/13/2020	49.9	49.9	0.2020	10.11	4436	37.5996%	Fecal		CFU/100 mL	200	283.2	86400	-	49,479.8
5439000	5/30/2021	49.9	49.9	0.2020	10.11	4436	37.5996%	Fecal		CFU/100 mL	200	283.2	86400	-	49,479.8
5439000	1/11/2013	49.8	49.8	0.2020	10.09	4442	37.6504%	Fecal		CFU/100 mL	200	283.2	86400	-	49,381.0
5439000	9/11/2014	49.8	49.8	0.2020	10.09	4442	37.6504%	Fecal		CFU/100 mL	200	283.2	86400	-	49,381.0
5439000	9/14/2007	49.7	49.7	0.2020	10.07	4444	37.6674%	Fecal		CFU/100 mL	200	283.2	86400	-	49,282.1
5439000	3/22/2012	49.7	49.7	0.2020	10.07	4444	37.6674%	Fecal		CFU/100 mL	200	283.2	86400	-	49,282.1
5439000	12/15/2019	49.7	49.7	0.2020	10.07	4444	37.6674%	Fecal		CFU/100 mL	200	283.2	86400	-	49,282.1
5439000	6/26/2020	49.7	49.7	0.2020	10.07	4444	37.6674%	Fecal		CFU/100 mL	200	283.2	86400	-	49,282.1
5439000	1/12/2007	49.6	49.6	0.2020	10.05	4448	37.7013%	Fecal		CFU/100 mL	200	283.2	86400	-	49,183.3
5439000	6/14/2016	49.6	49.6	0.2020	10.05	4448	37.7013%	Fecal		CFU/100 mL	200	283.2	86400	-	49,183.3
5439000	3/17/2018	49.6	49.6	0.2020	10.05	4448	37.7013%	Fecal		CFU/100 mL	200	283.2	86400	-	49,183.3
5439000	11/25/2001	49.5	49.5	0.2020	10.03	4451	37.7267%	Fecal		CFU/100 mL	200	283.2	86400	-	49,084.4
5439000	2/6/2009	49.5	49.5	0.2020	10.03	4451	37.7267%	Fecal		CFU/100 mL	200	283.2	86400	-	49,084.4
5439000	11/2/2017	49.5	49.5	0.2020	10.03	4451	37.7267%	Fecal		CFU/100 mL	200	283.2	86400	-	49,084.4
5439000	2/21/2019	49.5	49.5	0.2020	10.03	4451	37.7267%	Fecal		CFU/100 mL	200	283.2	86400	-	49,084.4
5439000	5/17/2021	49.5	49.5	0.2020	10.03	4451	37.7267%	Fecal		CFU/100 mL	200	283.2	86400	-	49,084.4
5439000	6/24/2002	49.4	49.4	0.2020	10.01	4456	37.7691%	Fecal		CFU/100 mL	200	283.2	86400	-	48,985.6
5439000	5/30/2007	49.4	49.4	0.2020	10.01	4456	37.7691%	Fecal		CFU/100 mL	200	283.2	86400	-	48,985.6
5439000	12/12/2011	49.4	49.4	0.2020	10.01	4456	37.7691%	Fecal		CFU/100 mL	200	283.2	86400	-	48,985.6
5439000	3/7/2020	49.4	49.4	0.2020	10.01	4456	37.7691%	Fecal		CFU/100 mL	200	283.2	86400	-	48,985.6
5439000	4/1/1994	49.3	49.3	0.2020	9.99	4460	37.8030%	Fecal		CFU/100 mL	200	283.2	86400	-	48,886.7
5439000	4/20/2006	49.3	49.3	0.2020	9.99	4460	37.8030%	Fecal		CFU/100 mL	200	283.2	86400	-	48,886.7
5439000	2/11/2017	49.3	49.3	0.2020	9.99	4460	37.8030%	Fecal		CFU/100 mL	200	283.2	86400	-	48,886.7
5439000	6/10/2017	49.3	49.3	0.2020	9.99	4460	37.8030%	Fecal		CFU/100 mL	200	283.2	86400	-	48,886.7
5439000	1/27/2020	49.3	49.3	0.2020	9.99	4460	37.8030%	Fecal		CFU/100 mL	200	283.2	86400	-	48,886.7
5439000	5/21/2006	49.2	49.2	0.2020	9.97	4465	37.8454%	Fecal		CFU/100 mL	200	283.2	86400	-	48,787.8
5439000	12/17/2009	49.2	49.2	0.2020	9.97	4465	37.8454%	Fecal		CFU/100 mL	200	283.2	86400	-	48,787.8
5439000	4/22/2010	49.2	49.2	0.2020	9.97	4465	37.8454%	Fecal		CFU/100 mL	200	283.2	86400	-	48,787.8
5439000	11/6/2013	49.2	49.2	0.2020	9.97	4465	37.8454%	Fecal		CFU/100 mL	200	283.2	86400	-	48,787.8
5439000	2/24/2017	49.2	49.2	0.2020	9.97	4465	37.8454%	Fecal		CFU/100 mL	200	283.2	86400	-	48,787.8
5439000	6/12/2010	49.1	49.1	0.2020	9.95	4470	37.8878%	Fecal		CFU/100 mL	200	283.2	86400	-	48,689.0
5439000	4/20/2014	49.1	49.1	0.2020	9.95	4470	37.8878%	Fecal		CFU/100 mL	200	283.2	86400	-	48,689.0
5439000	10/3/2014	49.1	49.1	0.2020	9.95	4470	37.8878%	Fecal		CFU/100 mL	200	283.2	86400	-	48,689.0
5439000	6/29/2016	49.1	49.1	0.2020	9.95	4470	37.8878%	Fecal		CFU/100 mL	200	283.2	86400	-	48,689.0
5439000	11/25/2020	49.1	49.1	0.2020	9.95	4470	37.8878%	Fecal		CFU/100 mL	200	283.2	86400	-	48,689.0
5439000	4/6/1990	49	49	0.2020	9.93	4475	37.9302%	Fecal		CFU/100 mL	200	283.2	86400	-	48,590.1
5439000	7/19/1990	49	49	0.2020	9.93	4475	37.9302%	Fecal		CFU/100 mL	200	283.2	86400	-	48,590.1
5439000	1/26/1992	49	49	0.2020	9.93	4475	37.9302%	Fecal		CFU/100 mL	200	283.2	86400	-	48,590.1
5439000	4/3/1992	49	49	0.2020	9.93	4475	37.9302%	Fecal		CFU/100 mL	200	283.2	86400	-	48,590.1
5439000	7/17/1992	49	49	0.2020	9.93	4475	37.9302%	Fecal		CFU/100 mL	200	283.2	86400	-	48,590.1
5439000	9/12/1992	49	49	0.2020	9.93	4475	37.9302%	Fecal		CFU/100 mL	200	283.2	86400	-	48,590.1
5439000	6/6/1993	49	49	0.2020	9.93	4475	37.9302%	Fecal		CFU/100 mL	200	283.2	86400	-	48,590.1
5439000	8/16/1993	49	49	0.2020	9.93	4475	37.9302%	Fecal		CFU/100 mL	200	283.2	86400	-	48,590.1
5439000	10/31/1994	49	49	0.2020	9.93	4475	37.9302%	Fecal		CFU/100 mL	200	283.2	86400	-	48,590.1
5439000	12/11/1994	49	49	0.2020	9.93	4475	37.9302%	Fecal		CFU/100 mL	200	283.2	86400	-	48,590.1
5439000	2/23/1995	49	49	0.2020	9.93	4475	37.9302%	Fecal		CFU/100 mL	200	283.2	86400	-	48,590.1
5439000	4/22/1997	49	49	0.2020	9.93	4475	37.9302%	Fecal		CFU/100 mL	200	283.2	86400	-	48,590.1
5439000	2/3/1998	49	49	0.2020	9.93	4475	37.9302%	Fecal		CFU/100 mL	200	283.2	86400	-	48,590.1
5439000	2/6/1998	49	49	0.2020	9.93	4475	37.9302%	Fecal		CFU/100 mL	200	283.2	86400	-	48,590.1
5439000	3/6/1999	49	49	0.2020	9.93	4475	37.9302%	Fecal		CFU/100 mL	200	283.2	86400	-	48,590.1
5439000	3/29/1999	49	49	0.2020	9.93	4475	37.9302%	Fecal		CFU/100 mL	200	283.2	86400	-	48,590.1
5439000	4/15/1999	49	49	0.2020	9.93	4475	37.9302%	Fecal		CFU/100 mL	200	283.2	86400	-	48,590.1
5439000	7/1/1999	49	49	0.2020	9.93	4475	37.9302%	Fecal		CFU/100 mL	200	283.2	86400	-	48,590.1

Gage ID	Date	Discharge (CFS)	Gage Discharge (less Surrogate NPDES) (CFS)	Watershed Area Ratio	Calculated flow (CFS)	Rank	Flow Exceedance %	Parameter	Results	Units (mg or micro_gram	Limit/Standard	100mL/CF	sec/day	Actual Load (million colonies/day)	Allowable Load (million colonies/day)
5439000	6/17/2001	49	49	0.2020	9.93	4475	37.9302%	Fecal		CFU/100 mL	200	283.2	86400	-	48,590.1
5439000	6/18/2001	49	49	0.2020	9.93	4475	37.9302%	Fecal		CFU/100 mL	200	283.2	86400	-	48,590.1
5439000	3/24/2002	49	49	0.2020	9.93	4475	37.9302%	Fecal		CFU/100 mL	200	283.2	86400	-	48,590.1
5439000	12/30/2007	49	49	0.2020	9.93	4475	37.9302%	Fecal		CFU/100 mL	200	283.2	86400	-	48,590.1
5439000	7/2/2009	49	49	0.2020	9.93	4475	37.9302%	Fecal		CFU/100 mL	200	283.2	86400	-	48,590.1
5439000	1/28/2012	49	49	0.2020	9.93	4475	37.9302%	Fecal		CFU/100 mL	200	283.2	86400	-	48,590.1
5439000	3/28/2015	49	49	0.2020	9.93	4475	37.9302%	Fecal		CFU/100 mL	200	283.2	86400	-	48,590.1
5439000	7/9/2018	49	49	0.2020	9.93	4475	37.9302%	Fecal		CFU/100 mL	200	283.2	86400	-	48,590.1
5439000	5/22/2008	48.9	48.9	0.2020	9.91	4501	38.1505%	Fecal		CFU/100 mL	200	283.2	86400	-	48,491.3
5439000	4/3/2015	48.9	48.9	0.2020	9.91	4501	38.1505%	Fecal		CFU/100 mL	200	283.2	86400	-	48,491.3
5439000	6/11/2017	48.9	48.9	0.2020	9.91	4501	38.1505%	Fecal		CFU/100 mL	200	283.2	86400	-	48,491.3
5439000	7/9/2016	48.8	48.8	0.2020	9.89	4504	38.1760%	Fecal		CFU/100 mL	200	283.2	86400	-	48,392.4
5439000	11/28/2017	48.8	48.8	0.2020	9.89	4504	38.1760%	Fecal		CFU/100 mL	200	283.2	86400	-	48,392.4
5439000	8/26/2009	48.7	48.7	0.2020	9.87	4506	38.1929%	Fecal		CFU/100 mL	200	283.2	86400	-	48,293.6
5439000	8/24/2011	48.7	48.7	0.2020	9.87	4506	38.1929%	Fecal		CFU/100 mL	200	283.2	86400	-	48,293.6
5439000	3/28/2013	48.7	48.7	0.2020	9.87	4506	38.1929%	Fecal		CFU/100 mL	200	283.2	86400	-	48,293.6
5439000	8/31/2013	48.7	48.7	0.2020	9.87	4506	38.1929%	Fecal		CFU/100 mL	200	283.2	86400	-	48,293.6
5439000	4/29/2014	48.7	48.7	0.2020	9.87	4506	38.1929%	Fecal		CFU/100 mL	200	283.2	86400	-	48,293.6
5439000	6/13/2016	48.7	48.7	0.2020	9.87	4506	38.1929%	Fecal		CFU/100 mL	200	283.2	86400	-	48,293.6
5439000	12/7/2016	48.7	48.7	0.2020	9.87	4506	38.1929%	Fecal		CFU/100 mL	200	283.2	86400	-	48,293.6
5439000	5/19/2021	48.7	48.7	0.2020	9.87	4506	38.1929%	Fecal		CFU/100 mL	200	283.2	86400	-	48,293.6
5439000	2/27/2004	48.6	48.6	0.2020	9.85	4514	38.2607%	Fecal		CFU/100 mL	200	283.2	86400	-	48,194.7
5439000	2/25/2009	48.6	48.6	0.2020	9.85	4514	38.2607%	Fecal		CFU/100 mL	200	283.2	86400	-	48,194.7
5439000	1/27/2012	48.6	48.6	0.2020	9.85	4514	38.2607%	Fecal		CFU/100 mL	200	283.2	86400	-	48,194.7
5439000	6/12/2017	48.6	48.6	0.2020	9.85	4514	38.2607%	Fecal		CFU/100 mL	200	283.2	86400	-	48,194.7
5439000	4/30/2008	48.5	48.5	0.2020	9.83	4518	38.2946%	Fecal		CFU/100 mL	200	283.2	86400	-	48,095.9
5439000	7/10/2017	48.5	48.5	0.2020	9.83	4518	38.2946%	Fecal		CFU/100 mL	200	283.2	86400	-	48,095.9
5439000	1/19/2018	48.5	48.5	0.2020	9.83	4518	38.2946%	Fecal		CFU/100 mL	200	283.2	86400	-	48,095.9
5439000	7/25/2019	48.5	48.5	0.2020	9.83	4518	38.2946%	Fecal		CFU/100 mL	200	283.2	86400	-	48,095.9
5439000	6/14/2020	48.5	48.5	0.2020	9.83	4518	38.2946%	Fecal		CFU/100 mL	200	283.2	86400	-	48,095.9
5439000	9/28/2011	48.4	48.4	0.2020	9.81	4523	38.3370%	Fecal		CFU/100 mL	200	283.2	86400	-	47,997.0
5439000	1/31/2016	48.4	48.4	0.2020	9.81	4523	38.3370%	Fecal		CFU/100 mL	200	283.2	86400	-	47,997.0
5439000	6/21/2017	48.4	48.4	0.2020	9.81	4523	38.3370%	Fecal		CFU/100 mL	200	283.2	86400	-	47,997.0
5439000	5/1/2008	48.3	48.3	0.2020	9.79	4526	38.3624%	Fecal		CFU/100 mL	200	283.2	86400	-	47,898.2
5439000	11/30/2011	48.3	48.3	0.2020	9.79	4526	38.3624%	Fecal		CFU/100 mL	200	283.2	86400	-	47,898.2
5439000	11/26/2017	48.3	48.3	0.2020	9.79	4526	38.3624%	Fecal		CFU/100 mL	200	283.2	86400	-	47,898.2
5439000	11/27/2018	48.3	48.3	0.2020	9.79	4526	38.3624%	Fecal		CFU/100 mL	200	283.2	86400	-	47,898.2
5439000	7/10/2019	48.3	48.3	0.2020	9.79	4526	38.3624%	Fecal		CFU/100 mL	200	283.2	86400	-	47,898.2
5439000	4/9/2004	48.2	48.2	0.2020	9.77	4531	38.4048%	Fecal		CFU/100 mL	200	283.2	86400	-	47,799.3
5439000	1/10/2007	48.2	48.2	0.2020	9.77	4531	38.4048%	Fecal		CFU/100 mL	200	283.2	86400	-	47,799.3
5439000	10/6/2008	48.2	48.2	0.2020	9.77	4531	38.4048%	Fecal		CFU/100 mL	200	283.2	86400	-	47,799.3
5439000	6/2/2010	48.2	48.2	0.2020	9.77	4531	38.4048%	Fecal		CFU/100 mL	200	283.2	86400	-	47,799.3
5439000	12/17/2018	48.2	48.2	0.2020	9.77	4531	38.4048%	Fecal		CFU/100 mL	200	283.2	86400	-	47,799.3
5439000	6/29/2011	48.1	48.1	0.2020	9.75	4536	38.4472%	Fecal		CFU/100 mL	200	283.2	86400	-	47,700.4
5439000	6/13/2017	48.1	48.1	0.2020	9.75	4536	38.4472%	Fecal		CFU/100 mL	200	283.2	86400	-	47,700.4
5439000	11/8/2017	48.1	48.1	0.2020	9.75	4536	38.4472%	Fecal		CFU/100 mL	200	283.2	86400	-	47,700.4
5439000	3/27/2018	48.1	48.1	0.2020	9.75	4536	38.4472%	Fecal		CFU/100 mL	200	283.2	86400	-	47,700.4
5439000	1/28/1990	48	48	0.2020	9.73	4540	38.4811%	Fecal		CFU/100 mL	200	283.2	86400	-	47,601.6
5439000	4/9/1990	48	48	0.2020	9.73	4540	38.4811%	Fecal		CFU/100 mL	200	283.2	86400	-	47,601.6
5439000	7/24/1990	48	48	0.2020	9.73	4540	38.4811%	Fecal		CFU/100 mL	200	283.2	86400	-	47,601.6
5439000	2/16/1991	48	48	0.2020	9.73	4540	38.4811%	Fecal		CFU/100 mL	200	283.2	86400	-	47,601.6
5439000	5/15/1991	48	48	0.2020	9.73	4540	38.4811%	Fecal		CFU/100 mL	200	283.2	86400	-	47,601.6
5439000	11/18/1991	48	48	0.2020	9.73	4540	38.4811%	Fecal		CFU/100 mL	200	283.2	86400	-	47,601.6
5439000	1/25/1992	48	48	0.2020	9.73	4540	38.4811%	Fecal		CFU/100 mL	200	283.2	86400	-	47,601.6
5439000	1/27/1992	48	48	0.2020	9.73	4540	38.4811%	Fecal		CFU/100 mL	200	283.2	86400	-	47,601.6
5439000	5/4/1992	48	48	0.2020	9.73	4540	38.4811%	Fecal		CFU/100 mL	200	283.2	86400	-	47,601.6
5439000	12/14/1992	48	48	0.2020	9.73	4540	38.4811%	Fecal		CFU/100 mL	200	283.2	86400	-	47,601.6
5439000	12/8/1994	48	48	0.2020	9.73	4540	38.4811%	Fecal		CFU/100 mL	200	283.2	86400	-	47,601.6
5439000	6/22/1995	48	48	0.2020	9.73	4540	38.4811%	Fecal		CFU/100 mL	200	283.2	86400	-	47,601.6
5439000	8/22/1996	48	48	0.2020	9.73	4540	38.4811%	Fecal		CFU/100 mL	200	283.2	86400	-	47,601.6
5439000	7/17/2000	48	48	0.2020	9.73	4540	38.4811%	Fecal		CFU/100 mL	200	283.2	86400	-	47,601.6
5439000	11/13/2000	48	48	0.2020	9.73	4540	38.4811%	Fecal		CFU/100 mL	200	283.2	86400	-	47,601.6
5439000	3/28/2005	48	48	0.2020	9.73	4540	38.4811%	Fecal		CFU/100 mL	200	283.2	86400	-	47,601.6
5439000	7/4/2009	48	48	0.2020	9.73	4540	38.4811%	Fecal		CFU/100 mL	200	283.2	86400	-	47,601.6
5439000	7/11/2009	48	48	0.2020	9.73	4540	38.4811%	Fecal		CFU/100 mL	200	283.2	86400	-	47,601.6
5439000	7/4/2010	48	48	0.2020	9.73	4540	38.4811%	Fecal		CFU/100 mL	200	283.2	86400	-	47,601.6
5439000	11/27/2017	48	48	0.2020	9.73	4540	38.4811%	Fecal		CFU/100 mL	200	283.2	86400	-	47,601.6
5439000	4/28/2014	47.9	47.9	0.2020	9.71	4560	38.6506%	Fecal		CFU/100 mL	200	283.2	86400	-	47,502.7
5439000	5/18/2021	47.9	47.9	0.2020	9.71	4560	38.6506%	Fecal		CFU/100 mL	200	283.2	86400	-	47,502.7
5439000	5/30/2010	47.8	47.8	0.2020	9.69	4563	38.6760%	Fecal		CFU/100 mL	200	283.2	86400	-	47,403.9
5439000	4/13/2014	47.8	47.8	0.2020	9.69	4563	38.6760%	Fecal		CFU/100 mL	200	283.2	86400	-	47,403.9
5439000	2/19/2016	47.8	47.8	0.2020	9.69	4563	38.6760%	Fecal		CFU/100 mL	200	283.2	86400	-	47,403.9
5439000	4/24/2016	47.8	47.8	0.2020	9.69	4563	38.6760%	Fecal		CFU/100 mL	200	283.2	86400	-	47,403.9
5439000	1/7/2012	47.7	47.7	0.2020	9.67	4567	38.7100%	Fecal		CFU/100 mL	200	283.2	86400	-	47,305.0
5439000	8/4/2017	47.7	47.7	0.2020	9.67	4567	38.7100%	Fecal		CFU/100 mL	200	283.2	86400	-	47,305.0
5439000	3/28/2012	47.6	47.6	0.2020	9.65	4569	38.7269%	Fecal		CFU/100 mL	200	283.2	86400	-	47,206.2
5439000	4/21/2014	47.6	47.6	0.2020	9.65	4569	38.7269%	Fecal		CFU/100 mL	200	283.2	86400	-	47,206.2
5439000	3/24/2015	47.6	47.6	0.2020	9.65	4569	38.7269%	Fecal		CFU/100 mL	200	283.2	86400	-	47,206.2
5439000	7/24/2015	47.6	47.6	0.2020	9.65	4569	38.7269%	Fecal		CFU/100 mL	200	283.2	86400	-	47,206.2
5439000	5/6/2006	47.5	47.5	0.2020	9.63	4573	38.7608%	Fecal		CFU/100 mL	200	283.2	86400	-	47,107.3
5439000	11/18/2011	47.5	47.5	0.2020	9.63	4573	38.7608%	Fecal		CFU/100 mL	200	283.2	86400	-	47,107.3
5439000	7/13/2013	47.5	47.5	0.2020	9.63	4573	38.7608%	Fecal		CFU/100 mL	200	283.2	86400	-	47,107.3
5439000	3/17/2017	47.5	47.5	0.2020	9.63	4573	38.7608%	Fecal		CFU/100 mL	200	283.2	86400	-	47,107.3
5439000	3/6/2002	47.4	47.4	0.2020	9.61	4577	38.7947%	Fecal		CFU/100 mL	200	283.2	86400	-	47,008.5
5439000	3/25/2002	47.4	47.4	0.2020	9.61	4577	38.7947%	Fecal		CFU/100 mL	200	283.2	86400	-	47,008.5
5439000	4/22/2015	47.4	47.4	0.2020	9.61	4577	38.7947%	Fecal		CFU/100 mL	200	283.2	86400	-	47,008.5
5439000	1/25/2016	47.4	47.4	0.2020	9.61	4577	38.7947%	Fecal		CFU/100 mL	200	283.2	86400	-	47,008.5
5439000	12/7/2004	47.3	47.3	0.2020	9.59	4581	38.8286%	Fecal		CFU/100 mL	200	283.2	86400	-	46,909.6
5439000	1/13/2010	47.3	47.3	0.2020	9.59	4581	38.8286%	Fecal		CFU/100 mL	200	283.2	86400	-	46,909.6
5439000	5/16/2013	47.3	47.3	0.2020	9.59	4581	38.8286%	Fecal		CFU/100 mL	200	283.2	86400	-	46,909.6
5439000	10/31/2016	47.3	47.3	0.2020	9.59	4581	38.8286%	Fecal		CFU/100 mL	200	283.2	86400	-	46,909.6
5439000	3/13/2004	47.2	47.2	0.2020	9.57	4585	38.8625%	Fecal		CFU/100 mL	200	283.2	86400	-	46,810.8
5439000	5/11/2006	47.2	47.2	0.2020	9.57	4585	38.8625%	Fecal		CFU/100 mL	200	283.2	86400	-	46,810.8
5439000	1/10/2012	47.2	47.2	0.2020	9.57	4585	38.8625%	Fecal		CFU/100 mL	200	283.2	86400	-	46,810.8
5439000	3/15/2017	47.2	47.2	0.2020	9.57	4585	38.8625%	Fecal		CFU/100 mL	200	283.2	86400	-	46,810.8
5439000	3/27/2017	47.2	47.2	0.2020	9.57	4585	38.8625%	Fecal		CFU/100 mL	200	283.2	86400	-	46,810.8
5439000	1/20/2018	47.2	47.2	0.2020	9.57	4585	38.8625%	Fecal		CFU/100 mL	200	283.2	86400	-	46,810.8
5439000	3/26/2002	47.1	47.1	0.2020	9.55	4591	38.9134%	Fecal		CFU/100 mL	200	283.2	86400	-	46,711.9
5439000	3/27/2002	47.1	47.1	0.2020	9.55	4591	38.9134%	Fecal		CFU/100 mL	200	283.2	86400	-	46,711.9
5439000	4/1/2002	47.1	47.1	0.2020	9.55	4591	38.9134%	Fecal		CFU/100 mL	200	283.2	86400	-	46,711.9
5439000	1/20/2009	47.1	47.1	0.2020	9.55	4591	38.9134%	Fecal		CFU/100 mL	200	283.2	86400	-	46,711.9
5439000	2/26/2012	47.1	47.1	0.2020	9.55	4591	38.9134%	Fecal		CFU/100 mL	200	283.2	86400	-	46,711.9
5439000	5/19/2014	47.1	47.1	0.2020	9.55	4591	38.9134%	Fecal		CFU/100 mL	200	283.2	86400	-	46,711.9
5439000	12/16/2019	47.1	47.1	0.2020	9.55	4591	38.9134%	Fecal		CFU/100 mL	200	283.2	86400	-	46,711.9
5439000	1/4/1990	47	47	0.2020	9.53	4598	38.9727%	Fecal		CFU/100 mL	200	283.2	86400	-	46,613.0
5439000	2/21/1990	47	47	0.2020	9.53	4598	38.9727%	Fecal		CFU/100 mL	200	283.2	86400	-	46,613.0
5439000	4/13/1990	47	47	0.2020	9.53	4598	38.9727%	Fecal		CFU/100 mL	200	283.2	86400	-	46,613.0
5439000	7/7/1990	47	47	0.2020	9.53	4598	38.9727%	Fecal		CFU/100 mL	200	283.2	86400	-	46,613.0
5439000	6/17/1991	47	47	0.2020	9.53	4598	38.9727%	Fecal		CFU/100 mL	200	283.2	86400	-	46,613.0
5439000	11/20/1991	47	47	0.2020	9.53	4598	38.9727%	Fecal		CFU/100 mL	200	283.2	86400	-	46,613.0
5439000	12/23/1991	47	47	0.2020	9.53	4598	38.9727%	Fecal		CFU/100 mL	200	283.2	86400	-	46,613.0
5439000	1/14/1992	47	47	0.2020	9.53	4598	38.9727%	Fecal		CFU/100 mL	200	283.2	86400	-	46,613.0
5439000	1/15/1992	47	47	0.2020	9.53	4598	38.9727%	Fecal		CFU/100 mL	200	283.2	86400	-	46,613.0
5439000	1/22/1992	47	47	0.2020	9.53	4598	38.9727%	Fecal		CFU/100 mL	200	283.2	86400	-	46,613.0
5439000	2/15/1992	47	47	0.2020	9.53	4598	38.9727%	Fecal		CFU/100 mL	200	283.2	86400	-	46,613.0
5439000	3/20/1992	47	47	0.2020	9.53	4598	38.9727%	Fecal		CFU/100 mL	200	283.2	86400	-	46,613.0
5439000	3/21/1992	47	47	0.2020	9.53	4598	38.9727%	Fecal		CFU/100 mL	200	283.2	86400	-	46,613.0
5439000	3/23/1992	47	47	0.2020	9.53	4598	38.9727%	Fecal		CFU/100 mL	200	283.2	86400	-	46,613.0
5439000	12/15/1992	47	47	0.2020	9.53	4598	38.9727%	Fecal		CFU/100 mL	200	283.2	86400	-	46,613.0
5439000	2/10/1993	47	47	0.2020	9.53	4598	38.9727%	Fecal		CFU/100 mL	200	283.2	86400	-	46,613.0
5439000	3/2/1995	47	47	0.2020	9.53	4598	38.9727%	Fecal		CFU/100 mL	200	283.2	86400	-	46,613.0
5439000	4/4/1995	47	47	0.2020	9.53	4598	38.9727%	Fecal		CFU/100 mL	200	283.2	86400	-	46,613.0
5439000	6/23/1995	47	47	0.2020	9.53	4598	38.9727%	Fecal		CFU/100 mL	200	283.2	86400	-	46,613.0
5439000	2/12/1996	47	47	0.2020	9.53	4598	38.9727%	Fecal		CFU/100 mL	200	283.2	86400	-	46,613.0
5439000	4/2/1997	47	47	0.2020	9.53	4598	38.9727%	Fecal		CFU/100 mL	200	283.2	86400	-	46,613.0

Gage ID	Date	Discharge (CFS)	Gage Discharge (less Surrogate NPDES) (CFS)	Watershed Area Ratio	Calculated flow (CFS)	Rank	Flow Exceedance %	Parameter	Results	Units (mg or micro_gram	Limit/Standard	100mL/CF	sec/day	Actual Load (million colonies/day)	Allowable Load (million colonies/day)
5439000	6/1/1997	47	47	0.2020	9.53	4598	38.9727%	Fecal		CFU/100 mL	200	283.2	86400	-	46,613.0
5439000	6/3/1998	47	47	0.2020	9.53	4598	38.9727%	Fecal		CFU/100 mL	200	283.2	86400	-	46,613.0
5439000	6/27/1998	47	47	0.2020	9.53	4598	38.9727%	Fecal		CFU/100 mL	200	283.2	86400	-	46,613.0
5439000	10/25/1998	47	47	0.2020	9.53	4598	38.9727%	Fecal		CFU/100 mL	200	283.2	86400	-	46,613.0
5439000	11/18/1998	47	47	0.2020	9.53	4598	38.9727%	Fecal		CFU/100 mL	200	283.2	86400	-	46,613.0
5439000	11/19/1998	47	47	0.2020	9.53	4598	38.9727%	Fecal		CFU/100 mL	200	283.2	86400	-	46,613.0
5439000	12/17/1998	47	47	0.2020	9.53	4598	38.9727%	Fecal		CFU/100 mL	200	283.2	86400	-	46,613.0
5439000	3/9/1999	47	47	0.2020	9.53	4598	38.9727%	Fecal		CFU/100 mL	200	283.2	86400	-	46,613.0
5439000	4/28/2001	47	47	0.2020	9.53	4598	38.9727%	Fecal		CFU/100 mL	200	283.2	86400	-	46,613.0
5439000	3/2/2002	47	47	0.2020	9.53	4598	38.9727%	Fecal		CFU/100 mL	200	283.2	86400	-	46,613.0
5439000	3/28/2002	47	47	0.2020	9.53	4598	38.9727%	Fecal		CFU/100 mL	200	283.2	86400	-	46,613.0
5439000	7/12/2003	47	47	0.2020	9.53	4598	38.9727%	Fecal		CFU/100 mL	200	283.2	86400	-	46,613.0
5439000	2/13/2012	47	47	0.2020	9.53	4598	38.9727%	Fecal		CFU/100 mL	200	283.2	86400	-	46,613.0
5439000	10/26/2021	47	47	0.2020	9.53	4598	38.9727%	Fecal		CFU/100 mL	200	283.2	86400	-	46,613.0
5439000	6/15/2017	46.9	46.9	0.2020	9.50	4633	39.2694%	Fecal		CFU/100 mL	200	283.2	86400	-	46,514.2
5439000	12/13/2009	46.8	46.8	0.2020	9.48	4634	39.2778%	Fecal		CFU/100 mL	200	283.2	86400	-	46,415.3
5439000	2/22/2014	46.8	46.8	0.2020	9.48	4634	39.2778%	Fecal		CFU/100 mL	200	283.2	86400	-	46,415.3
5439000	6/24/2017	46.8	46.8	0.2020	9.48	4634	39.2778%	Fecal		CFU/100 mL	200	283.2	86400	-	46,415.3
5439000	3/16/2018	46.8	46.8	0.2020	9.48	4634	39.2778%	Fecal		CFU/100 mL	200	283.2	86400	-	46,415.3
5439000	6/15/2006	46.7	46.7	0.2020	9.46	4638	39.3117%	Fecal		CFU/100 mL	200	283.2	86400	-	46,316.5
5439000	7/8/2010	46.7	46.7	0.2020	9.46	4638	39.3117%	Fecal		CFU/100 mL	200	283.2	86400	-	46,316.5
5439000	10/18/2012	46.7	46.7	0.2020	9.46	4638	39.3117%	Fecal		CFU/100 mL	200	283.2	86400	-	46,316.5
5439000	5/1/2014	46.7	46.7	0.2020	9.46	4638	39.3117%	Fecal		CFU/100 mL	200	283.2	86400	-	46,316.5
5439000	1/26/2016	46.7	46.7	0.2020	9.46	4638	39.3117%	Fecal		CFU/100 mL	200	283.2	86400	-	46,316.5
5439000	1/21/2018	46.7	46.7	0.2020	9.46	4638	39.3117%	Fecal		CFU/100 mL	200	283.2	86400	-	46,316.5
5439000	12/12/2020	46.7	46.7	0.2020	9.46	4638	39.3117%	Fecal		CFU/100 mL	200	283.2	86400	-	46,316.5
5439000	12/5/2009	46.6	46.6	0.2020	9.44	4645	39.3711%	Fecal		CFU/100 mL	200	283.2	86400	-	46,217.6
5439000	6/30/2011	46.6	46.6	0.2020	9.44	4645	39.3711%	Fecal		CFU/100 mL	200	283.2	86400	-	46,217.6
5439000	11/19/2011	46.6	46.6	0.2020	9.44	4645	39.3711%	Fecal		CFU/100 mL	200	283.2	86400	-	46,217.6
5439000	12/13/2011	46.6	46.6	0.2020	9.44	4645	39.3711%	Fecal		CFU/100 mL	200	283.2	86400	-	46,217.6
5439000	5/19/2012	46.6	46.6	0.2020	9.44	4645	39.3711%	Fecal		CFU/100 mL	200	283.2	86400	-	46,217.6
5439000	2/4/2010	46.5	46.5	0.2020	9.42	4650	39.4135%	Fecal		CFU/100 mL	200	283.2	86400	-	46,118.8
5439000	4/25/2016	46.5	46.5	0.2020	9.42	4650	39.4135%	Fecal		CFU/100 mL	200	283.2	86400	-	46,118.8
5439000	6/15/2020	46.5	46.5	0.2020	9.42	4650	39.4135%	Fecal		CFU/100 mL	200	283.2	86400	-	46,118.8
5439000	6/27/2004	46.4	46.4	0.2020	9.40	4653	39.4389%	Fecal		CFU/100 mL	200	283.2	86400	-	46,019.9
5439000	4/8/2013	46.4	46.4	0.2020	9.40	4653	39.4389%	Fecal		CFU/100 mL	200	283.2	86400	-	46,019.9
5439000	10/26/1993	46.3	46.3	0.2020	9.38	4655	39.4558%	Fecal		CFU/100 mL	200	283.2	86400	-	45,921.1
5439000	6/25/2002	46.3	46.3	0.2020	9.38	4655	39.4558%	Fecal		CFU/100 mL	200	283.2	86400	-	45,921.1
5439000	11/24/2014	46.3	46.3	0.2020	9.38	4655	39.4558%	Fecal		CFU/100 mL	200	283.2	86400	-	45,921.1
5439000	2/19/2019	46.3	46.3	0.2020	9.38	4655	39.4558%	Fecal		CFU/100 mL	200	283.2	86400	-	45,921.1
5439000	2/22/2020	46.3	46.3	0.2020	9.38	4655	39.4558%	Fecal		CFU/100 mL	200	283.2	86400	-	45,921.1
5439000	5/31/2021	46.3	46.3	0.2020	9.38	4655	39.4558%	Fecal		CFU/100 mL	200	283.2	86400	-	45,921.1
5439000	5/30/2006	46.2	46.2	0.2020	9.36	4662	39.5152%	Fecal		CFU/100 mL	200	283.2	86400	-	45,822.2
5439000	12/7/1993	46.1	46.1	0.2020	9.34	4663	39.5236%	Fecal		CFU/100 mL	200	283.2	86400	-	45,723.4
5439000	11/16/2009	46.1	46.1	0.2020	9.34	4663	39.5236%	Fecal		CFU/100 mL	200	283.2	86400	-	45,723.4
5439000	12/14/2009	46.1	46.1	0.2020	9.34	4663	39.5236%	Fecal		CFU/100 mL	200	283.2	86400	-	45,723.4
5439000	3/16/2017	46.1	46.1	0.2020	9.34	4663	39.5236%	Fecal		CFU/100 mL	200	283.2	86400	-	45,723.4
5439000	11/9/2017	46.1	46.1	0.2020	9.34	4663	39.5236%	Fecal		CFU/100 mL	200	283.2	86400	-	45,723.4
5439000	12/17/2019	46.1	46.1	0.2020	9.34	4663	39.5236%	Fecal		CFU/100 mL	200	283.2	86400	-	45,723.4
5439000	4/7/1990	46	46	0.2020	9.32	4670	39.5830%	Fecal		CFU/100 mL	200	283.2	86400	-	45,624.5
5439000	4/11/1990	46	46	0.2020	9.32	4670	39.5830%	Fecal		CFU/100 mL	200	283.2	86400	-	45,624.5
5439000	4/29/1990	46	46	0.2020	9.32	4670	39.5830%	Fecal		CFU/100 mL	200	283.2	86400	-	45,624.5
5439000	6/9/1990	46	46	0.2020	9.32	4670	39.5830%	Fecal		CFU/100 mL	200	283.2	86400	-	45,624.5
5439000	11/12/1990	46	46	0.2020	9.32	4670	39.5830%	Fecal		CFU/100 mL	200	283.2	86400	-	45,624.5
5439000	12/24/1991	46	46	0.2020	9.32	4670	39.5830%	Fecal		CFU/100 mL	200	283.2	86400	-	45,624.5
5439000	1/24/1992	46	46	0.2020	9.32	4670	39.5830%	Fecal		CFU/100 mL	200	283.2	86400	-	45,624.5
5439000	1/28/1992	46	46	0.2020	9.32	4670	39.5830%	Fecal		CFU/100 mL	200	283.2	86400	-	45,624.5
5439000	4/1/1992	46	46	0.2020	9.32	4670	39.5830%	Fecal		CFU/100 mL	200	283.2	86400	-	45,624.5
5439000	5/5/1992	46	46	0.2020	9.32	4670	39.5830%	Fecal		CFU/100 mL	200	283.2	86400	-	45,624.5
5439000	5/25/1993	46	46	0.2020	9.32	4670	39.5830%	Fecal		CFU/100 mL	200	283.2	86400	-	45,624.5
5439000	5/28/1993	46	46	0.2020	9.32	4670	39.5830%	Fecal		CFU/100 mL	200	283.2	86400	-	45,624.5
5439000	7/11/1993	46	46	0.2020	9.32	4670	39.5830%	Fecal		CFU/100 mL	200	283.2	86400	-	45,624.5
5439000	8/6/1993	46	46	0.2020	9.32	4670	39.5830%	Fecal		CFU/100 mL	200	283.2	86400	-	45,624.5
5439000	12/13/1994	46	46	0.2020	9.32	4670	39.5830%	Fecal		CFU/100 mL	200	283.2	86400	-	45,624.5
5439000	3/24/1995	46	46	0.2020	9.32	4670	39.5830%	Fecal		CFU/100 mL	200	283.2	86400	-	45,624.5
5439000	6/26/1995	46	46	0.2020	9.32	4670	39.5830%	Fecal		CFU/100 mL	200	283.2	86400	-	45,624.5
5439000	11/1/1995	46	46	0.2020	9.32	4670	39.5830%	Fecal		CFU/100 mL	200	283.2	86400	-	45,624.5
5439000	7/5/1996	46	46	0.2020	9.32	4670	39.5830%	Fecal		CFU/100 mL	200	283.2	86400	-	45,624.5
5439000	8/21/1996	46	46	0.2020	9.32	4670	39.5830%	Fecal		CFU/100 mL	200	283.2	86400	-	45,624.5
5439000	1/9/1997	46	46	0.2020	9.32	4670	39.5830%	Fecal		CFU/100 mL	200	283.2	86400	-	45,624.5
5439000	4/3/1997	46	46	0.2020	9.32	4670	39.5830%	Fecal		CFU/100 mL	200	283.2	86400	-	45,624.5
5439000	4/23/1997	46	46	0.2020	9.32	4670	39.5830%	Fecal		CFU/100 mL	200	283.2	86400	-	45,624.5
5439000	2/26/1999	46	46	0.2020	9.32	4670	39.5830%	Fecal		CFU/100 mL	200	283.2	86400	-	45,624.5
5439000	3/12/1999	46	46	0.2020	9.32	4670	39.5830%	Fecal		CFU/100 mL	200	283.2	86400	-	45,624.5
5439000	3/14/1999	46	46	0.2020	9.32	4670	39.5830%	Fecal		CFU/100 mL	200	283.2	86400	-	45,624.5
5439000	3/30/1999	46	46	0.2020	9.32	4670	39.5830%	Fecal		CFU/100 mL	200	283.2	86400	-	45,624.5
5439000	3/31/1999	46	46	0.2020	9.32	4670	39.5830%	Fecal		CFU/100 mL	200	283.2	86400	-	45,624.5
5439000	6/30/1999	46	46	0.2020	9.32	4670	39.5830%	Fecal		CFU/100 mL	200	283.2	86400	-	45,624.5
5439000	3/6/2000	46	46	0.2020	9.32	4670	39.5830%	Fecal		CFU/100 mL	200	283.2	86400	-	45,624.5
5439000	10/5/2000	46	46	0.2020	9.32	4670	39.5830%	Fecal		CFU/100 mL	200	283.2	86400	-	45,624.5
5439000	5/11/2001	46	46	0.2020	9.32	4670	39.5830%	Fecal		CFU/100 mL	200	283.2	86400	-	45,624.5
5439000	5/27/2001	46	46	0.2020	9.32	4670	39.5830%	Fecal		CFU/100 mL	200	283.2	86400	-	45,624.5
5439000	3/7/2002	46	46	0.2020	9.32	4670	39.5830%	Fecal		CFU/100 mL	200	283.2	86400	-	45,624.5
5439000	6/26/2002	46	46	0.2020	9.32	4670	39.5830%	Fecal		CFU/100 mL	200	283.2	86400	-	45,624.5
5439000	1/19/2005	46	46	0.2020	9.32	4670	39.5830%	Fecal		CFU/100 mL	200	283.2	86400	-	45,624.5
5439000	4/24/2007	46	46	0.2020	9.32	4670	39.5830%	Fecal		CFU/100 mL	200	283.2	86400	-	45,624.5
5439000	7/3/2009	46	46	0.2020	9.32	4670	39.5830%	Fecal		CFU/100 mL	200	283.2	86400	-	45,624.5
5439000	7/5/2009	46	46	0.2020	9.32	4670	39.5830%	Fecal		CFU/100 mL	200	283.2	86400	-	45,624.5
5439000	11/17/2009	46	46	0.2020	9.32	4670	39.5830%	Fecal		CFU/100 mL	200	283.2	86400	-	45,624.5
5439000	4/23/2010	46	46	0.2020	9.32	4670	39.5830%	Fecal		CFU/100 mL	200	283.2	86400	-	45,624.5
5439000	2/6/2017	46	46	0.2020	9.32	4670	39.5830%	Fecal		CFU/100 mL	200	283.2	86400	-	45,624.5
5439000	1/28/2020	46	46	0.2020	9.32	4670	39.5830%	Fecal		CFU/100 mL	200	283.2	86400	-	45,624.5
5439000	7/5/1994	45.9	45.9	0.2020	9.30	4713	39.9474%	Fecal		CFU/100 mL	200	283.2	86400	-	45,525.6
5439000	3/31/2002	45.9	45.9	0.2020	9.30	4713	39.9474%	Fecal		CFU/100 mL	200	283.2	86400	-	45,525.6
5439000	6/21/2008	45.9	45.9	0.2020	9.30	4713	39.9474%	Fecal		CFU/100 mL	200	283.2	86400	-	45,525.6
5439000	2/25/2012	45.9	45.9	0.2020	9.30	4713	39.9474%	Fecal		CFU/100 mL	200	283.2	86400	-	45,525.6
5439000	4/18/2012	45.9	45.9	0.2020	9.30	4713	39.9474%	Fecal		CFU/100 mL	200	283.2	86400	-	45,525.6
5439000	12/5/2017	45.9	45.9	0.2020	9.30	4713	39.9474%	Fecal		CFU/100 mL	200	283.2	86400	-	45,525.6
5439000	7/17/2019	45.9	45.9	0.2020	9.30	4713	39.9474%	Fecal		CFU/100 mL	200	283.2	86400	-	45,525.6
5439000	1/12/2009	45.8	45.8	0.2020	9.28	4720	40.0068%	Fecal		CFU/100 mL	200	283.2	86400	-	45,426.8
5439000	2/5/2010	45.8	45.8	0.2020	9.28	4720	40.0068%	Fecal		CFU/100 mL	200	283.2	86400	-	45,426.8
5439000	2/16/2012	45.8	45.8	0.2020	9.28	4720	40.0068%	Fecal		CFU/100 mL	200	283.2	86400	-	45,426.8
5439000	6/2/2012	45.8	45.8	0.2020	9.28	4720	40.0068%	Fecal		CFU/100 mL	200	283.2	86400	-	45,426.8
5439000	4/30/2014	45.8	45.8	0.2020	9.28	4720	40.0068%	Fecal		CFU/100 mL	200	283.2	86400	-	45,426.8
5439000	5/28/2014	45.8	45.8	0.2020	9.28	4720	40.0068%	Fecal		CFU/100 mL	200	283.2	86400	-	45,426.8
5439000	4/24/2015	45.8	45.8	0.2020	9.28	4720	40.0068%	Fecal		CFU/100 mL	200	283.2	86400	-	45,426.8
5439000	6/14/2017	45.8	45.8	0.2020	9.28	4720	40.0068%	Fecal		CFU/100 mL	200	283.2	86400	-	45,426.8
5439000	7/14/2021	45.8	45.8	0.2020	9.28	4720	40.0068%	Fecal		CFU/100 mL	200	283.2	86400	-	45,426.8
5439000	10/28/1993	45.7	45.7	0.2020	9.26	4729	40.0831%	Fecal		CFU/100 mL	200	283.2	86400	-	45,327.9
5439000	4/2/1994	45.7	45.7	0.2020	9.26	4729	40.0831%	Fecal		CFU/100 mL	200	283.2	86400	-	45,327.9
5439000	7/6/1994	45.7	45.7	0.2020	9.26	4729	40.0831%	Fecal		CFU/100 mL	200	283.2	86400	-	45,327.9
5439000	5/7/2008	45.7	45.7	0.2020	9.26	4729	40.0831%	Fecal		CFU/100 mL	200	283.2	86400	-	45,327.9
5439000	6/12/2013	45.7	45.7	0.2020	9.26	4729	40.0831%	Fecal		CFU/100 mL	200	283.2	86400	-	45,327.9
5439000	4/23/2016	45.7	45.7	0.2020	9.26	4729	40.0831%	Fecal		CFU/100 mL	200	283.2	86400	-	45,327.9
5439000	1/18/2018	45.7	45.7	0.2020	9.26	4729	40.0831%	Fecal		CFU/100 mL	200	283.2	86400	-	45,327.9
5439000	4/20/2021	45.7	45.7	0.2020	9.26	4729	40.0831%	Fecal		CFU/100 mL	200	283.2	86400	-	45,327.9
5439000	10/28/2001	45.6	45.6	0.2020	9.24	4737	40.1509%	Fecal		CFU/100 mL	200	283.2	86400	-	45,229.1
5439000	7/8/2003	45.6	45.6	0.2020	9.24	4737	40.1509%	Fecal		CFU/100 mL	200	283.2	86400	-	45,229.1
5439000	7/16/2007	45.6	45.6	0.2020	9.24	4737	40.1509%	Fecal		CFU/100 mL	200	283.2	86400	-	45,229.1
5439000	11/24/2008	45.6	45.6	0.2020	9.24	4737	40.1509%	Fecal		CFU/100 mL	200	283.2	86400	-	45,229.1
5439000	4/13/2019	45.6	45.6	0.2020	9.24	4737	40.1509%	Fecal		CFU/100 mL	200	283.2	86400	-	45,229.1
5439000	7/4/2004	45.5	45.5	0.2020	9.22	4744	40.2102%	Fecal		CFU/100 mL	200	283.2	86400	-	45,130.2
5439000	8/18/2007	45.5	45.5	0.2020	9.22	4744	40.2102%	Fecal		CFU/100 mL	200	283.2	86400	-	45,130.2
5439000	7/20/2021	45.5	45.5	0.2020	9.22	4744	40.2102%	Fecal		CFU/100 mL	200	283.2	86400	-	45,130.2
5439000	7/7/1994	45.4	45.4	0.2020	9.20	4747	40.2356%	Fecal		CFU/100 mL	200	283.2	86400	-	45,031.4

Gage ID	Date	Discharge (CFS)	Gage Discharge (less Surrogate NPDES) (CFS)	Watershed Area Ratio	Calculated flow (CFS)	Rank	Flow Exceedance %	Parameter	Results	Units (mg or micro_gram	Limit/Standard	100mL/CF	sec/day	Actual Load (million colonies/day)	Allowable Load (million colonies/day)
5439000	2/15/2013	45.4	45.4	0.2020	9.20	4747	40.2356%	Fecal		CFU/100 mL	200	283.2	86400	-	45,031.4
5439000	4/26/2016	45.4	45.4	0.2020	9.20	4747	40.2356%	Fecal		CFU/100 mL	200	283.2	86400	-	45,031.4
5439000	6/22/2017	45.4	45.4	0.2020	9.20	4747	40.2356%	Fecal		CFU/100 mL	200	283.2	86400	-	45,031.4
5439000	3/20/2017	45.3	45.3	0.2020	9.18	4751	40.2695%	Fecal		CFU/100 mL	200	283.2	86400	-	44,932.5
5439000	1/26/2018	45.3	45.3	0.2020	9.18	4751	40.2695%	Fecal		CFU/100 mL	200	283.2	86400	-	44,932.5
5439000	3/18/2017	45.2	45.2	0.2020	9.16	4753	40.2865%	Fecal		CFU/100 mL	200	283.2	86400	-	44,833.7
5439000	7/10/2018	45.2	45.2	0.2020	9.16	4753	40.2865%	Fecal		CFU/100 mL	200	283.2	86400	-	44,833.7
5439000	12/21/2018	45.2	45.2	0.2020	9.16	4753	40.2865%	Fecal		CFU/100 mL	200	283.2	86400	-	44,833.7
5439000	2/28/2004	45.1	45.1	0.2020	9.14	4756	40.3119%	Fecal		CFU/100 mL	200	283.2	86400	-	44,734.8
5439000	6/26/2006	45.1	45.1	0.2020	9.14	4756	40.3119%	Fecal		CFU/100 mL	200	283.2	86400	-	44,734.8
5439000	12/7/2006	45.1	45.1	0.2020	9.14	4756	40.3119%	Fecal		CFU/100 mL	200	283.2	86400	-	44,734.8
5439000	11/21/2008	45.1	45.1	0.2020	9.14	4756	40.3119%	Fecal		CFU/100 mL	200	283.2	86400	-	44,734.8
5439000	2/14/2012	45.1	45.1	0.2020	9.14	4756	40.3119%	Fecal		CFU/100 mL	200	283.2	86400	-	44,734.8
5439000	2/25/2017	45.1	45.1	0.2020	9.14	4756	40.3119%	Fecal		CFU/100 mL	200	283.2	86400	-	44,734.8
5439000	1/29/1990	45	45	0.2020	9.12	4762	40.3628%	Fecal		CFU/100 mL	200	283.2	86400	-	44,636.0
5439000	4/8/1990	45	45	0.2020	9.12	4762	40.3628%	Fecal		CFU/100 mL	200	283.2	86400	-	44,636.0
5439000	8/18/1990	45	45	0.2020	9.12	4762	40.3628%	Fecal		CFU/100 mL	200	283.2	86400	-	44,636.0
5439000	10/18/1990	45	45	0.2020	9.12	4762	40.3628%	Fecal		CFU/100 mL	200	283.2	86400	-	44,636.0
5439000	12/27/1990	45	45	0.2020	9.12	4762	40.3628%	Fecal		CFU/100 mL	200	283.2	86400	-	44,636.0
5439000	2/3/1991	45	45	0.2020	9.12	4762	40.3628%	Fecal		CFU/100 mL	200	283.2	86400	-	44,636.0
5439000	5/3/1991	45	45	0.2020	9.12	4762	40.3628%	Fecal		CFU/100 mL	200	283.2	86400	-	44,636.0
5439000	1/23/1992	45	45	0.2020	9.12	4762	40.3628%	Fecal		CFU/100 mL	200	283.2	86400	-	44,636.0
5439000	1/30/1992	45	45	0.2020	9.12	4762	40.3628%	Fecal		CFU/100 mL	200	283.2	86400	-	44,636.0
5439000	4/2/1992	45	45	0.2020	9.12	4762	40.3628%	Fecal		CFU/100 mL	200	283.2	86400	-	44,636.0
5439000	4/12/1992	45	45	0.2020	9.12	4762	40.3628%	Fecal		CFU/100 mL	200	283.2	86400	-	44,636.0
5439000	5/3/1992	45	45	0.2020	9.12	4762	40.3628%	Fecal		CFU/100 mL	200	283.2	86400	-	44,636.0
5439000	2/13/1993	45	45	0.2020	9.12	4762	40.3628%	Fecal		CFU/100 mL	200	283.2	86400	-	44,636.0
5439000	3/21/1993	45	45	0.2020	9.12	4762	40.3628%	Fecal		CFU/100 mL	200	283.2	86400	-	44,636.0
5439000	10/8/1993	45	45	0.2020	9.12	4762	40.3628%	Fecal		CFU/100 mL	200	283.2	86400	-	44,636.0
5439000	10/15/1993	45	45	0.2020	9.12	4762	40.3628%	Fecal		CFU/100 mL	200	283.2	86400	-	44,636.0
5439000	1/1/1994	45	45	0.2020	9.12	4762	40.3628%	Fecal		CFU/100 mL	200	283.2	86400	-	44,636.0
5439000	11/26/1994	45	45	0.2020	9.12	4762	40.3628%	Fecal		CFU/100 mL	200	283.2	86400	-	44,636.0
5439000	1/12/1995	45	45	0.2020	9.12	4762	40.3628%	Fecal		CFU/100 mL	200	283.2	86400	-	44,636.0
5439000	2/2/1995	45	45	0.2020	9.12	4762	40.3628%	Fecal		CFU/100 mL	200	283.2	86400	-	44,636.0
5439000	2/7/1995	45	45	0.2020	9.12	4762	40.3628%	Fecal		CFU/100 mL	200	283.2	86400	-	44,636.0
5439000	6/24/1995	45	45	0.2020	9.12	4762	40.3628%	Fecal		CFU/100 mL	200	283.2	86400	-	44,636.0
5439000	6/27/1995	45	45	0.2020	9.12	4762	40.3628%	Fecal		CFU/100 mL	200	283.2	86400	-	44,636.0
5439000	4/4/1997	45	45	0.2020	9.12	4762	40.3628%	Fecal		CFU/100 mL	200	283.2	86400	-	44,636.0
5439000	4/8/1997	45	45	0.2020	9.12	4762	40.3628%	Fecal		CFU/100 mL	200	283.2	86400	-	44,636.0
5439000	6/13/1997	45	45	0.2020	9.12	4762	40.3628%	Fecal		CFU/100 mL	200	283.2	86400	-	44,636.0
5439000	6/27/1997	45	45	0.2020	9.12	4762	40.3628%	Fecal		CFU/100 mL	200	283.2	86400	-	44,636.0
5439000	8/17/1997	45	45	0.2020	9.12	4762	40.3628%	Fecal		CFU/100 mL	200	283.2	86400	-	44,636.0
5439000	1/17/1998	45	45	0.2020	9.12	4762	40.3628%	Fecal		CFU/100 mL	200	283.2	86400	-	44,636.0
5439000	6/4/1998	45	45	0.2020	9.12	4762	40.3628%	Fecal		CFU/100 mL	200	283.2	86400	-	44,636.0
5439000	6/5/1998	45	45	0.2020	9.12	4762	40.3628%	Fecal		CFU/100 mL	200	283.2	86400	-	44,636.0
5439000	7/12/1998	45	45	0.2020	9.12	4762	40.3628%	Fecal		CFU/100 mL	200	283.2	86400	-	44,636.0
5439000	10/30/1998	45	45	0.2020	9.12	4762	40.3628%	Fecal		CFU/100 mL	200	283.2	86400	-	44,636.0
5439000	12/18/1998	45	45	0.2020	9.12	4762	40.3628%	Fecal		CFU/100 mL	200	283.2	86400	-	44,636.0
5439000	3/13/1999	45	45	0.2020	9.12	4762	40.3628%	Fecal		CFU/100 mL	200	283.2	86400	-	44,636.0
5439000	4/1/1999	45	45	0.2020	9.12	4762	40.3628%	Fecal		CFU/100 mL	200	283.2	86400	-	44,636.0
5439000	5/2/2000	45	45	0.2020	9.12	4762	40.3628%	Fecal		CFU/100 mL	200	283.2	86400	-	44,636.0
5439000	2/5/2001	45	45	0.2020	9.12	4762	40.3628%	Fecal		CFU/100 mL	200	283.2	86400	-	44,636.0
5439000	4/29/2001	45	45	0.2020	9.12	4762	40.3628%	Fecal		CFU/100 mL	200	283.2	86400	-	44,636.0
5439000	5/7/2001	45	45	0.2020	9.12	4762	40.3628%	Fecal		CFU/100 mL	200	283.2	86400	-	44,636.0
5439000	3/29/2005	45	45	0.2020	9.12	4762	40.3628%	Fecal		CFU/100 mL	200	283.2	86400	-	44,636.0
5439000	1/21/2008	45	45	0.2020	9.12	4762	40.3628%	Fecal		CFU/100 mL	200	283.2	86400	-	44,636.0
5439000	2/16/2011	45	45	0.2020	9.12	4762	40.3628%	Fecal		CFU/100 mL	200	283.2	86400	-	44,636.0
5439000	6/30/2016	45	45	0.2020	9.12	4762	40.3628%	Fecal		CFU/100 mL	200	283.2	86400	-	44,636.0
5439000	4/5/2011	44.9	44.9	0.2020	9.10	4806	40.7357%	Fecal		CFU/100 mL	200	283.2	86400	-	44,537.1
5439000	11/30/2017	44.9	44.9	0.2020	9.10	4806	40.7357%	Fecal		CFU/100 mL	200	283.2	86400	-	44,537.1
5439000	11/18/2009	44.8	44.8	0.2020	9.08	4808	40.7527%	Fecal		CFU/100 mL	200	283.2	86400	-	44,438.2
5439000	5/31/2010	44.8	44.8	0.2020	9.08	4808	40.7527%	Fecal		CFU/100 mL	200	283.2	86400	-	44,438.2
5439000	3/29/2015	44.8	44.8	0.2020	9.08	4808	40.7527%	Fecal		CFU/100 mL	200	283.2	86400	-	44,438.2
5439000	2/23/2017	44.8	44.8	0.2020	9.08	4808	40.7527%	Fecal		CFU/100 mL	200	283.2	86400	-	44,438.2
5439000	6/16/2020	44.8	44.8	0.2020	9.08	4808	40.7527%	Fecal		CFU/100 mL	200	283.2	86400	-	44,438.2
5439000	7/13/2010	44.7	44.7	0.2020	9.06	4813	40.7951%	Fecal		CFU/100 mL	200	283.2	86400	-	44,339.4
5439000	3/27/2005	44.6	44.6	0.2020	9.04	4814	40.8035%	Fecal		CFU/100 mL	200	283.2	86400	-	44,240.5
5439000	12/11/2009	44.6	44.6	0.2020	9.04	4814	40.8035%	Fecal		CFU/100 mL	200	283.2	86400	-	44,240.5
5439000	7/29/2010	44.6	44.6	0.2020	9.04	4814	40.8035%	Fecal		CFU/100 mL	200	283.2	86400	-	44,240.5
5439000	8/10/2010	44.6	44.6	0.2020	9.04	4814	40.8035%	Fecal		CFU/100 mL	200	283.2	86400	-	44,240.5
5439000	10/18/2014	44.6	44.6	0.2020	9.04	4814	40.8035%	Fecal		CFU/100 mL	200	283.2	86400	-	44,240.5
5439000	11/6/2016	44.6	44.6	0.2020	9.04	4814	40.8035%	Fecal		CFU/100 mL	200	283.2	86400	-	44,240.5
5439000	3/8/2022	44.6	44.6	0.1459	6.54	5741	48.6608%	Fecal		CFU/100 mL	200	283.2	86400	-	32,002.8
5439000	3/3/2002	44.5	44.5	0.2020	9.02	4820	40.8544%	Fecal		CFU/100 mL	200	283.2	86400	-	44,141.7
5439000	4/3/2002	44.5	44.5	0.2020	9.02	4820	40.8544%	Fecal		CFU/100 mL	200	283.2	86400	-	44,141.7
5439000	4/5/2006	44.5	44.5	0.2020	9.02	4820	40.8544%	Fecal		CFU/100 mL	200	283.2	86400	-	44,141.7
5439000	5/12/2007	44.5	44.5	0.2020	9.02	4820	40.8544%	Fecal		CFU/100 mL	200	283.2	86400	-	44,141.7
5439000	5/3/2008	44.5	44.5	0.2020	9.02	4820	40.8544%	Fecal		CFU/100 mL	200	283.2	86400	-	44,141.7
5439000	1/16/2012	44.5	44.5	0.2020	9.02	4820	40.8544%	Fecal		CFU/100 mL	200	283.2	86400	-	44,141.7
5439000	6/8/2013	44.5	44.5	0.2020	9.02	4820	40.8544%	Fecal		CFU/100 mL	200	283.2	86400	-	44,141.7
5439000	7/21/2014	44.5	44.5	0.2020	9.02	4820	40.8544%	Fecal		CFU/100 mL	200	283.2	86400	-	44,141.7
5439000	12/20/2018	44.5	44.5	0.2020	9.02	4820	40.8544%	Fecal		CFU/100 mL	200	283.2	86400	-	44,141.7
5439000	11/26/2011	44.4	44.4	0.2020	9.00	4829	40.9307%	Fecal		CFU/100 mL	200	283.2	86400	-	44,042.8
5439000	4/30/2012	44.4	44.4	0.2020	9.00	4829	40.9307%	Fecal		CFU/100 mL	200	283.2	86400	-	44,042.8
5439000	5/4/2012	44.4	44.4	0.2020	9.00	4829	40.9307%	Fecal		CFU/100 mL	200	283.2	86400	-	44,042.8
5439000	6/4/2018	44.4	44.4	0.2020	9.00	4829	40.9307%	Fecal		CFU/100 mL	200	283.2	86400	-	44,042.8
5439000	5/20/2021	44.4	44.4	0.2020	9.00	4829	40.9307%	Fecal		CFU/100 mL	200	283.2	86400	-	44,042.8
5439000	12/9/2004	44.3	44.3	0.2020	8.98	4834	40.9730%	Fecal		CFU/100 mL	200	283.2	86400	-	43,944.0
5439000	3/25/2012	44.3	44.3	0.2020	8.98	4834	40.9730%	Fecal		CFU/100 mL	200	283.2	86400	-	43,944.0
5439000	4/2/2013	44.3	44.3	0.2020	8.98	4834	40.9730%	Fecal		CFU/100 mL	200	283.2	86400	-	43,944.0
5439000	2/28/2022	44.3	44.3	0.1459	6.50	5744	48.6862%	Fecal		CFU/100 mL	200	283.2	86400	-	31,788.5
5439000	12/18/2009	44.2	44.2	0.2020	8.96	4837	40.9985%	Fecal		CFU/100 mL	200	283.2	86400	-	43,845.1
5439000	1/14/2010	44.2	44.2	0.2020	8.96	4837	40.9985%	Fecal		CFU/100 mL	200	283.2	86400	-	43,845.1
5439000	3/30/2012	44.2	44.2	0.2020	8.96	4837	40.9985%	Fecal		CFU/100 mL	200	283.2	86400	-	43,845.1
5439000	4/19/2012	44.2	44.2	0.2020	8.96	4837	40.9985%	Fecal		CFU/100 mL	200	283.2	86400	-	43,845.1
5439000	5/22/2013	44.2	44.2	0.2020	8.96	4837	40.9985%	Fecal		CFU/100 mL	200	283.2	86400	-	43,845.1
5439000	1/28/2016	44.2	44.2	0.2020	8.96	4837	40.9985%	Fecal		CFU/100 mL	200	283.2	86400	-	43,845.1
5439000	11/17/2017	44.2	44.2	0.2020	8.96	4837	40.9985%	Fecal		CFU/100 mL	200	283.2	86400	-	43,845.1
5439000	4/10/2004	44.1	44.1	0.2020	8.94	4844	41.0578%	Fecal		CFU/100 mL	200	283.2	86400	-	43,746.3
5439000	5/2/2004	44.1	44.1	0.2020	8.94	4844	41.0578%	Fecal		CFU/100 mL	200	283.2	86400	-	43,746.3
5439000	2/28/2007	44.1	44.1	0.2020	8.94	4844	41.0578%	Fecal		CFU/100 mL	200	283.2	86400	-	43,746.3
5439000	11/9/2008	44.1	44.1	0.2020	8.94	4844	41.0578%	Fecal		CFU/100 mL	200	283.2	86400	-	43,746.3
5439000	4/27/2010	44.1	44.1	0.2020	8.94	4844	41.0578%	Fecal		CFU/100 mL	200	283.2	86400	-	43,746.3
5439000	4/9/2013	44.1	44.1	0.2020	8.94	4844	41.0578%	Fecal		CFU/100 mL	200	283.2	86400	-	43,746.3
5439000	2/12/2017	44.1	44.1	0.2020	8.94	4844	41.0578%	Fecal		CFU/100 mL	200	283.2	86400	-	43,746.3
5439000	3/28/2017	44.1	44.1	0.2020	8.94	4844	41.0578%	Fecal		CFU/100 mL	200	283.2	86400	-	43,746.3
5439000	11/16/2017	44.1	44.1	0.2020	8.94	4844	41.0578%	Fecal		CFU/100 mL	200	283.2	86400	-	43,746.3
5439000	1/26/1990	44	44	0.2020	8.92	4853	41.1341%	Fecal		CFU/100 mL	200	283.2	86400	-	43,647.4
5439000	1/27/1990	44	44	0.2020	8.92	4853	41.1341%	Fecal		CFU/100 mL	200	283.2	86400	-	43,647.4
5439000	1/31/1990	44	44	0.2020	8.92	4853	41.1341%	Fecal		CFU/100 mL	200	283.2	86400	-	43,647.4
5439000	2/20/1990	44	44	0.2020	8.92	4853	41.1341%	Fecal		CFU/100 mL	200	283.2	86400	-	43,647.4
5439000	8/3/1990	44	44	0.2020	8.92	4853	41.1341%	Fecal		CFU/100 mL	200	283.2	86400	-	43,647.4
5439000	8/6/1990	44	44	0.2020	8.92	4853	41.1341%	Fecal		CFU/100 mL	200	283.2	86400	-	43,647.4
5439000	8/26/1990	44	44	0.2020	8.92	4853	41.1341%	Fecal		CFU/100 mL	200	283.2	86400	-	43,647.4
5439000	1/29/1992	44	44	0.2020	8.92	4853	41.1341%	Fecal		CFU/100 mL	200	283.2	86400	-	43,647.4
5439000	6/4/1993	44	44	0.2020	8.92	4853	41.1341%	Fecal		CFU/100 mL	200	283.2	86400	-	43,647.4
5439000	1/13/1995	44	44	0.2020	8.92	4853	41.1341%	Fecal		CFU/100 mL	200	283.2	86400	-	43,647.4
5439000	3/3/1995	44	44	0.2020	8.92	4853	41.1341%	Fecal		CFU/100 mL	200	283.2	86400	-	43,647.4
5439000	7/6/1996	44	44	0.2020	8.92	4853	41.1341%	Fecal		CFU/100 mL	200	283.2	86400	-	43,647.4
5439000	2/19/1997	44	44	0.2020	8.92	4853	41.1341%	Fecal		CFU/100 mL	200	283.2	86400	-	43,647.4
5439000	6/2/1997	44	44	0.2020	8.92	4853	41.1341%	Fecal		CFU/100 mL	200	283.2	86400	-	43,647.4
5439000	1/21/1999	44	44	0.2020	8.92	4853	41.1341%	Fecal		CFU/100 mL	200	283.2	86400	-	43,647.4
5439000	4/4/1999	44	44	0.2020	8.92	4853	41.1341%	Fecal		CFU/100 mL	200	283.2	86400	-	43,647.4
5439000	4/11/1999	44	44	0.2020	8.92	4853	41.1341%	Fecal		CFU/100 mL	200	283.2	86400	-	43,647.4
5439000	9/30/1999	44	44	0.2020	8.92	4853	41.1341%	Fecal		CFU/100 mL	200	283.2	86400	-	43,647.4

Gage ID	Date	Discharge (CFS)	Gage Discharge (less Surrogate NPDES) (CFS)	Watershed Area Ratio	Calculated flow (CFS)	Rank	Flow Exceedance %	Parameter	Results	Units (mg or micro_gram	Limit/Standard	100mL/CF	sec/day	Actual Load (million colonies/day)	Allowable Load (million colonies/day)
5439000	10/4/2000	44	44	0.2020	8.92	4853	41.1341%	Fecal		CFU/100 mL	200	283.2	86400	-	43,647.4
5439000	5/1/2001	44	44	0.2020	8.92	4853	41.1341%	Fecal		CFU/100 mL	200	283.2	86400	-	43,647.4
5439000	5/13/2007	44	44	0.2020	8.92	4853	41.1341%	Fecal		CFU/100 mL	200	283.2	86400	-	43,647.4
5439000	12/6/2009	44	44	0.2020	8.92	4853	41.1341%	Fecal		CFU/100 mL	200	283.2	86400	-	43,647.4
5439000	1/11/2012	44	44	0.2020	8.92	4853	41.1341%	Fecal		CFU/100 mL	200	283.2	86400	-	43,647.4
5439000	2/24/2016	44	44	0.2020	8.92	4853	41.1341%	Fecal		CFU/100 mL	200	283.2	86400	-	43,647.4
5439000	2/22/2017	44	44	0.2020	8.92	4853	41.1341%	Fecal		CFU/100 mL	200	283.2	86400	-	43,647.4
5439000	11/29/2017	44	44	0.2020	8.92	4853	41.1341%	Fecal		CFU/100 mL	200	283.2	86400	-	43,647.4
5439000	3/18/2018	44	44	0.2020	8.92	4853	41.1341%	Fecal		CFU/100 mL	200	283.2	86400	-	43,647.4
5439000	2/1/2020	44	44	0.2020	8.92	4853	41.1341%	Fecal		CFU/100 mL	200	283.2	86400	-	43,647.4
5439000	3/30/2005	43.9	43.9	0.2020	8.90	4881	41.3714%	Fecal		CFU/100 mL	200	283.2	86400	-	43,548.6
5439000	2/23/2008	43.9	43.9	0.2020	8.90	4881	41.3714%	Fecal		CFU/100 mL	200	283.2	86400	-	43,548.6
5439000	6/17/2010	43.9	43.9	0.2020	8.90	4881	41.3714%	Fecal		CFU/100 mL	200	283.2	86400	-	43,548.6
5439000	12/8/2016	43.9	43.9	0.2020	8.90	4881	41.3714%	Fecal		CFU/100 mL	200	283.2	86400	-	43,548.6
5439000	11/15/2017	43.9	43.9	0.2020	8.90	4881	41.3714%	Fecal		CFU/100 mL	200	283.2	86400	-	43,548.6
5439000	4/21/2021	43.9	43.9	0.2020	8.90	4881	41.3714%	Fecal		CFU/100 mL	200	283.2	86400	-	43,548.6
5439000	8/20/1994	43.8	43.8	0.2020	8.88	4887	41.4223%	Fecal		CFU/100 mL	200	283.2	86400	-	43,449.7
5439000	5/7/2006	43.8	43.8	0.2020	8.88	4887	41.4223%	Fecal		CFU/100 mL	200	283.2	86400	-	43,449.7
5439000	1/14/2007	43.8	43.8	0.2020	8.88	4887	41.4223%	Fecal		CFU/100 mL	200	283.2	86400	-	43,449.7
5439000	6/20/2007	43.8	43.8	0.2020	8.88	4887	41.4223%	Fecal		CFU/100 mL	200	283.2	86400	-	43,449.7
5439000	1/29/2012	43.8	43.8	0.2020	8.88	4887	41.4223%	Fecal		CFU/100 mL	200	283.2	86400	-	43,449.7
5439000	3/27/2012	43.8	43.8	0.2020	8.88	4887	41.4223%	Fecal		CFU/100 mL	200	283.2	86400	-	43,449.7
5439000	10/13/2018	43.8	43.8	0.2020	8.88	4887	41.4223%	Fecal		CFU/100 mL	200	283.2	86400	-	43,449.7
5439000	7/11/2019	43.8	43.8	0.2020	8.88	4887	41.4223%	Fecal		CFU/100 mL	200	283.2	86400	-	43,449.7
5439000	7/1/2011	43.7	43.7	0.2020	8.86	4895	41.4901%	Fecal		CFU/100 mL	200	283.2	86400	-	43,350.8
5439000	2/15/2012	43.6	43.6	0.2020	8.84	4896	41.4986%	Fecal		CFU/100 mL	200	283.2	86400	-	43,252.0
5439000	6/11/2013	43.6	43.6	0.2020	8.84	4896	41.4986%	Fecal		CFU/100 mL	200	283.2	86400	-	43,252.0
5439000	2/22/2016	43.6	43.6	0.2020	8.84	4896	41.4986%	Fecal		CFU/100 mL	200	283.2	86400	-	43,252.0
5439000	6/29/2020	43.6	43.6	0.2020	8.84	4896	41.4986%	Fecal		CFU/100 mL	200	283.2	86400	-	43,252.0
5439000	5/23/2008	43.5	43.5	0.2020	8.82	4900	41.5325%	Fecal		CFU/100 mL	200	283.2	86400	-	43,153.1
5439000	7/18/2008	43.5	43.5	0.2020	8.82	4900	41.5325%	Fecal		CFU/100 mL	200	283.2	86400	-	43,153.1
5439000	1/29/2020	43.5	43.5	0.2020	8.82	4900	41.5325%	Fecal		CFU/100 mL	200	283.2	86400	-	43,153.1
5439000	10/17/2008	43.4	43.4	0.2020	8.80	4903	41.5579%	Fecal		CFU/100 mL	200	283.2	86400	-	43,054.3
5439000	5/21/2012	43.4	43.4	0.2020	8.80	4903	41.5579%	Fecal		CFU/100 mL	200	283.2	86400	-	43,054.3
5439000	5/27/2021	43.4	43.4	0.2020	8.80	4903	41.5579%	Fecal		CFU/100 mL	200	283.2	86400	-	43,054.3
5439000	10/29/1993	43.3	43.3	0.2020	8.78	4906	41.5833%	Fecal		CFU/100 mL	200	283.2	86400	-	42,955.4
5439000	4/2/2014	43.3	43.3	0.2020	8.78	4906	41.5833%	Fecal		CFU/100 mL	200	283.2	86400	-	42,955.4
5439000	2/23/2016	43.3	43.3	0.2020	8.78	4906	41.5833%	Fecal		CFU/100 mL	200	283.2	86400	-	42,955.4
5439000	3/18/2022	43.3	43.3	0.1459	6.35	5831	49.4236%	Fecal		CFU/100 mL	200	283.2	86400	-	31,074.4
5439000	5/17/2013	43.2	43.2	0.2020	8.76	4909	41.6087%	Fecal		CFU/100 mL	200	283.2	86400	-	42,856.6
5439000	4/23/2015	43.2	43.2	0.2020	8.76	4909	41.6087%	Fecal		CFU/100 mL	200	283.2	86400	-	42,856.6
5439000	12/19/2018	43.2	43.2	0.2020	8.76	4909	41.6087%	Fecal		CFU/100 mL	200	283.2	86400	-	42,856.6
5439000	6/17/2020	43.2	43.2	0.2020	8.76	4909	41.6087%	Fecal		CFU/100 mL	200	283.2	86400	-	42,856.6
5439000	5/26/2021	43.2	43.2	0.2020	8.76	4909	41.6087%	Fecal		CFU/100 mL	200	283.2	86400	-	42,856.6
5439000	3/31/2005	43.1	43.1	0.2020	8.74	4914	41.6511%	Fecal		CFU/100 mL	200	283.2	86400	-	42,757.7
5439000	5/22/2006	43.1	43.1	0.2020	8.74	4914	41.6511%	Fecal		CFU/100 mL	200	283.2	86400	-	42,757.7
5439000	7/25/2015	43.1	43.1	0.2020	8.74	4914	41.6511%	Fecal		CFU/100 mL	200	283.2	86400	-	42,757.7
5439000	3/19/2018	43.1	43.1	0.2020	8.74	4914	41.6511%	Fecal		CFU/100 mL	200	283.2	86400	-	42,757.7
5439000	6/15/2021	43.1	43.1	0.2020	8.74	4914	41.6511%	Fecal		CFU/100 mL	200	283.2	86400	-	42,757.7
5439000	4/12/1990	43	43	0.2020	8.72	4919	41.6935%	Fecal		CFU/100 mL	200	283.2	86400	-	42,658.9
5439000	4/30/1990	43	43	0.2020	8.72	4919	41.6935%	Fecal		CFU/100 mL	200	283.2	86400	-	42,658.9
5439000	7/8/1990	43	43	0.2020	8.72	4919	41.6935%	Fecal		CFU/100 mL	200	283.2	86400	-	42,658.9
5439000	11/13/1990	43	43	0.2020	8.72	4919	41.6935%	Fecal		CFU/100 mL	200	283.2	86400	-	42,658.9
5439000	1/2/1991	43	43	0.2020	8.72	4919	41.6935%	Fecal		CFU/100 mL	200	283.2	86400	-	42,658.9
5439000	2/24/1991	43	43	0.2020	8.72	4919	41.6935%	Fecal		CFU/100 mL	200	283.2	86400	-	42,658.9
5439000	3/8/1991	43	43	0.2020	8.72	4919	41.6935%	Fecal		CFU/100 mL	200	283.2	86400	-	42,658.9
5439000	5/4/1991	43	43	0.2020	8.72	4919	41.6935%	Fecal		CFU/100 mL	200	283.2	86400	-	42,658.9
5439000	4/4/1992	43	43	0.2020	8.72	4919	41.6935%	Fecal		CFU/100 mL	200	283.2	86400	-	42,658.9
5439000	5/9/1992	43	43	0.2020	8.72	4919	41.6935%	Fecal		CFU/100 mL	200	283.2	86400	-	42,658.9
5439000	5/26/1993	43	43	0.2020	8.72	4919	41.6935%	Fecal		CFU/100 mL	200	283.2	86400	-	42,658.9
5439000	5/27/1993	43	43	0.2020	8.72	4919	41.6935%	Fecal		CFU/100 mL	200	283.2	86400	-	42,658.9
5439000	5/30/1993	43	43	0.2020	8.72	4919	41.6935%	Fecal		CFU/100 mL	200	283.2	86400	-	42,658.9
5439000	7/12/1993	43	43	0.2020	8.72	4919	41.6935%	Fecal		CFU/100 mL	200	283.2	86400	-	42,658.9
5439000	12/14/1994	43	43	0.2020	8.72	4919	41.6935%	Fecal		CFU/100 mL	200	283.2	86400	-	42,658.9
5439000	12/16/1994	43	43	0.2020	8.72	4919	41.6935%	Fecal		CFU/100 mL	200	283.2	86400	-	42,658.9
5439000	2/24/1995	43	43	0.2020	8.72	4919	41.6935%	Fecal		CFU/100 mL	200	283.2	86400	-	42,658.9
5439000	3/26/1995	43	43	0.2020	8.72	4919	41.6935%	Fecal		CFU/100 mL	200	283.2	86400	-	42,658.9
5439000	4/6/1995	43	43	0.2020	8.72	4919	41.6935%	Fecal		CFU/100 mL	200	283.2	86400	-	42,658.9
5439000	6/25/1995	43	43	0.2020	8.72	4919	41.6935%	Fecal		CFU/100 mL	200	283.2	86400	-	42,658.9
5439000	8/17/1995	43	43	0.2020	8.72	4919	41.6935%	Fecal		CFU/100 mL	200	283.2	86400	-	42,658.9
5439000	11/24/1995	43	43	0.2020	8.72	4919	41.6935%	Fecal		CFU/100 mL	200	283.2	86400	-	42,658.9
5439000	11/25/1995	43	43	0.2020	8.72	4919	41.6935%	Fecal		CFU/100 mL	200	283.2	86400	-	42,658.9
5439000	11/27/1995	43	43	0.2020	8.72	4919	41.6935%	Fecal		CFU/100 mL	200	283.2	86400	-	42,658.9
5439000	8/24/1996	43	43	0.2020	8.72	4919	41.6935%	Fecal		CFU/100 mL	200	283.2	86400	-	42,658.9
5439000	1/8/1997	43	43	0.2020	8.72	4919	41.6935%	Fecal		CFU/100 mL	200	283.2	86400	-	42,658.9
5439000	4/24/1997	43	43	0.2020	8.72	4919	41.6935%	Fecal		CFU/100 mL	200	283.2	86400	-	42,658.9
5439000	2/2/1998	43	43	0.2020	8.72	4919	41.6935%	Fecal		CFU/100 mL	200	283.2	86400	-	42,658.9
5439000	6/6/1998	43	43	0.2020	8.72	4919	41.6935%	Fecal		CFU/100 mL	200	283.2	86400	-	42,658.9
5439000	6/29/1998	43	43	0.2020	8.72	4919	41.6935%	Fecal		CFU/100 mL	200	283.2	86400	-	42,658.9
5439000	4/10/1999	43	43	0.2020	8.72	4919	41.6935%	Fecal		CFU/100 mL	200	283.2	86400	-	42,658.9
5439000	3/7/2000	43	43	0.2020	8.72	4919	41.6935%	Fecal		CFU/100 mL	200	283.2	86400	-	42,658.9
5439000	5/20/2000	43	43	0.2020	8.72	4919	41.6935%	Fecal		CFU/100 mL	200	283.2	86400	-	42,658.9
5439000	5/22/2000	43	43	0.2020	8.72	4919	41.6935%	Fecal		CFU/100 mL	200	283.2	86400	-	42,658.9
5439000	8/6/2000	43	43	0.2020	8.72	4919	41.6935%	Fecal		CFU/100 mL	200	283.2	86400	-	42,658.9
5439000	4/30/2001	43	43	0.2020	8.72	4919	41.6935%	Fecal		CFU/100 mL	200	283.2	86400	-	42,658.9
5439000	7/3/2004	43	43	0.2020	8.72	4919	41.6935%	Fecal		CFU/100 mL	200	283.2	86400	-	42,658.9
5439000	3/29/2017	43	43	0.2020	8.72	4919	41.6935%	Fecal		CFU/100 mL	200	283.2	86400	-	42,658.9
5439000	6/4/2003	42.9	42.9	0.2020	8.70	4957	42.0156%	Fecal		CFU/100 mL	200	283.2	86400	-	42,560.0
5439000	6/16/2006	42.9	42.9	0.2020	8.70	4957	42.0156%	Fecal		CFU/100 mL	200	283.2	86400	-	42,560.0
5439000	6/30/2006	42.9	42.9	0.2020	8.70	4957	42.0156%	Fecal		CFU/100 mL	200	283.2	86400	-	42,560.0
5439000	5/20/2012	42.9	42.9	0.2020	8.70	4957	42.0156%	Fecal		CFU/100 mL	200	283.2	86400	-	42,560.0
5439000	11/7/2018	42.9	42.9	0.2020	8.70	4957	42.0156%	Fecal		CFU/100 mL	200	283.2	86400	-	42,560.0
5439000	12/18/2018	42.9	42.9	0.2020	8.70	4957	42.0156%	Fecal		CFU/100 mL	200	283.2	86400	-	42,560.0
5439000	6/1/2021	42.9	42.9	0.2020	8.70	4957	42.0156%	Fecal		CFU/100 mL	200	283.2	86400	-	42,560.0
5439000	10/27/1993	42.8	42.8	0.2020	8.68	4964	42.0749%	Fecal		CFU/100 mL	200	283.2	86400	-	42,461.2
5439000	6/28/2004	42.8	42.8	0.2020	8.68	4964	42.0749%	Fecal		CFU/100 mL	200	283.2	86400	-	42,461.2
5439000	1/19/2019	42.8	42.8	0.2020	8.68	4964	42.0749%	Fecal		CFU/100 mL	200	283.2	86400	-	42,461.2
5439000	4/21/2006	42.7	42.7	0.2020	8.66	4967	42.1004%	Fecal		CFU/100 mL	200	283.2	86400	-	42,362.3
5439000	3/31/2015	42.7	42.7	0.2020	8.66	4967	42.1004%	Fecal		CFU/100 mL	200	283.2	86400	-	42,362.3
5439000	4/4/2015	42.7	42.7	0.2020	8.66	4967	42.1004%	Fecal		CFU/100 mL	200	283.2	86400	-	42,362.3
5439000	5/31/2006	42.6	42.6	0.2020	8.64	4970	42.1258%	Fecal		CFU/100 mL	200	283.2	86400	-	42,263.4
5439000	12/1/2011	42.6	42.6	0.2020	8.64	4970	42.1258%	Fecal		CFU/100 mL	200	283.2	86400	-	42,263.4
5439000	1/9/2012	42.6	42.6	0.2020	8.64	4970	42.1258%	Fecal		CFU/100 mL	200	283.2	86400	-	42,263.4
5439000	3/13/2005	42.5	42.5	0.2020	8.62	4973	42.1512%	Fecal		CFU/100 mL	200	283.2	86400	-	42,164.6
5439000	2/16/2008	42.5	42.5	0.2020	8.62	4973	42.1512%	Fecal		CFU/100 mL	200	283.2	86400	-	42,164.6
5439000	10/20/2008	42.5	42.5	0.2020	8.62	4973	42.1512%	Fecal		CFU/100 mL	200	283.2	86400	-	42,164.6
5439000	7/5/2010	42.5	42.5	0.2020	8.62	4973	42.1512%	Fecal		CFU/100 mL	200	283.2	86400	-	42,164.6
5439000	4/3/2018	42.5	42.5	0.2020	8.62	4973	42.1512%	Fecal		CFU/100 mL	200	283.2	86400	-	42,164.6
5439000	12/8/1993	42.4	42.4	0.2020	8.60	4978	42.1936%	Fecal		CFU/100 mL	200	283.2	86400	-	42,065.7
5439000	8/5/2017	42.4	42.4	0.2020	8.60	4978	42.1936%	Fecal		CFU/100 mL	200	283.2	86400	-	42,065.7
5439000	11/27/2020	42.4	42.4	0.2020	8.60	4978	42.1936%	Fecal		CFU/100 mL	200	283.2	86400	-	42,065.7
5439000	1/13/2009	42.3	42.3	0.2020	8.58	4981	42.2190%	Fecal		CFU/100 mL	200	283.2	86400	-	41,966.9
5439000	11/24/2009	42.3	42.3	0.2020	8.58	4981	42.2190%	Fecal		CFU/100 mL	200	283.2	86400	-	41,966.9
5439000	12/12/2009	42.3	42.3	0.2020	8.58	4981	42.2190%	Fecal		CFU/100 mL	200	283.2	86400	-	41,966.9
5439000	4/1/2012	42.3	42.3	0.2020	8.58	4981	42.2190%	Fecal		CFU/100 mL	200	283.2	86400	-	41,966.9
5439000	2/21/2017	42.3	42.3	0.2020	8.58	4981	42.2190%	Fecal		CFU/100 mL	200	283.2	86400	-	41,966.9
5439000	1/15/2018	42.3	42.3	0.2020	8.58	4981	42.2190%	Fecal		CFU/100 mL	200	283.2	86400	-	41,966.9
5439000	11/26/1993	42.2	42.2	0.2020	8.56	4987	42.2699%	Fecal		CFU/100 mL	200	283.2	86400	-	41,868.0
5439000	5/4/2004	42.2	42.2	0.2020	8.56	4987	42.2699%	Fecal		CFU/100 mL	200	283.2	86400	-	41,868.0
5439000	11/23/2008	42.2	42.2	0.2020	8.56	4987	42.2699%	Fecal		CFU/100 mL	200	283.2	86400	-	41,868.0
5439000	5/21/2013	42.2	42.2	0.2020	8.56	4987	42.2699%	Fecal		CFU/100 mL	200	283.2	86400	-	41,868.0
5439000	7/14/2013	42.2	42.2	0.2020	8.56	4987	42.2699%	Fecal		CFU/100 mL	200	283.2	86400	-	41,868.0
5439000	5/2/2014	42.2	42.2	0.2020	8.56	4987	42.2699%	Fecal		CFU/100 mL	200	283.2	86400	-	41,868.0
5439000	6/2/2021	42.2	42.2	0.2020	8.56	4987	42.2699%	Fecal		CFU/100 mL	200	283.2	86400	-	41,868.0
5439000	4/8/2015	42.1	42.1	0.2020	8.54	4995	42.3377%	Fecal		CFU/100 mL	200	283.2	86400	-	41,769.2

Gage ID	Date	Discharge (CFS)	Gage Discharge (less Surrogate NPDES) (CFS)	Watershed Area Ratio	Calculated flow (CFS)	Rank	Flow Exceedance %	Parameter	Results	Units (mg or micro_gram	Limit/Standard	100mL/CF	sec/day	Actual Load (million colonies/day)	Allowable Load (million colonies/day)
5439000	12/1/2017	42.1	42.1	0.2020	8.54	4995	42.3377%	Fecal		CFU/100 mL	200	283.2	86400	-	41,769.2
5439000	12/4/2017	42.1	42.1	0.2020	8.54	4995	42.3377%	Fecal		CFU/100 mL	200	283.2	86400	-	41,769.2
5439000	4/22/2021	42.1	42.1	0.2020	8.54	4995	42.3377%	Fecal		CFU/100 mL	200	283.2	86400	-	41,769.2
5439000	6/10/1990	42	42	0.2020	8.52	4999	42.3716%	Fecal		CFU/100 mL	200	283.2	86400	-	41,670.3
5439000	8/14/1990	42	42	0.2020	8.52	4999	42.3716%	Fecal		CFU/100 mL	200	283.2	86400	-	41,670.3
5439000	11/21/1991	42	42	0.2020	8.52	4999	42.3716%	Fecal		CFU/100 mL	200	283.2	86400	-	41,670.3
5439000	5/8/1992	42	42	0.2020	8.52	4999	42.3716%	Fecal		CFU/100 mL	200	283.2	86400	-	41,670.3
5439000	12/15/1994	42	42	0.2020	8.52	4999	42.3716%	Fecal		CFU/100 mL	200	283.2	86400	-	41,670.3
5439000	2/8/1995	42	42	0.2020	8.52	4999	42.3716%	Fecal		CFU/100 mL	200	283.2	86400	-	41,670.3
5439000	3/25/1995	42	42	0.2020	8.52	4999	42.3716%	Fecal		CFU/100 mL	200	283.2	86400	-	41,670.3
5439000	4/5/1995	42	42	0.2020	8.52	4999	42.3716%	Fecal		CFU/100 mL	200	283.2	86400	-	41,670.3
5439000	6/30/1995	42	42	0.2020	8.52	4999	42.3716%	Fecal		CFU/100 mL	200	283.2	86400	-	41,670.3
5439000	7/7/1995	42	42	0.2020	8.52	4999	42.3716%	Fecal		CFU/100 mL	200	283.2	86400	-	41,670.3
5439000	1/24/1997	42	42	0.2020	8.52	4999	42.3716%	Fecal		CFU/100 mL	200	283.2	86400	-	41,670.3
5439000	4/11/1997	42	42	0.2020	8.52	4999	42.3716%	Fecal		CFU/100 mL	200	283.2	86400	-	41,670.3
5439000	4/30/1997	42	42	0.2020	8.52	4999	42.3716%	Fecal		CFU/100 mL	200	283.2	86400	-	41,670.3
5439000	1/18/1998	42	42	0.2020	8.52	4999	42.3716%	Fecal		CFU/100 mL	200	283.2	86400	-	41,670.3
5439000	10/26/1998	42	42	0.2020	8.52	4999	42.3716%	Fecal		CFU/100 mL	200	283.2	86400	-	41,670.3
5439000	10/27/1998	42	42	0.2020	8.52	4999	42.3716%	Fecal		CFU/100 mL	200	283.2	86400	-	41,670.3
5439000	4/2/1999	42	42	0.2020	8.52	4999	42.3716%	Fecal		CFU/100 mL	200	283.2	86400	-	41,670.3
5439000	3/8/2000	42	42	0.2020	8.52	4999	42.3716%	Fecal		CFU/100 mL	200	283.2	86400	-	41,670.3
5439000	3/9/2000	42	42	0.2020	8.52	4999	42.3716%	Fecal		CFU/100 mL	200	283.2	86400	-	41,670.3
5439000	6/19/2001	42	42	0.2020	8.52	4999	42.3716%	Fecal		CFU/100 mL	200	283.2	86400	-	41,670.3
5439000	7/8/2009	42	42	0.2020	8.52	4999	42.3716%	Fecal		CFU/100 mL	200	283.2	86400	-	41,670.3
5439000	12/15/2009	42	42	0.2020	8.52	4999	42.3716%	Fecal		CFU/100 mL	200	283.2	86400	-	41,670.3
5439000	7/31/2010	42	42	0.2020	8.52	4999	42.3716%	Fecal		CFU/100 mL	200	283.2	86400	-	41,670.3
5439000	7/25/2011	42	42	0.2020	8.52	4999	42.3716%	Fecal		CFU/100 mL	200	283.2	86400	-	41,670.3
5439000	1/12/2012	42	42	0.2020	8.52	4999	42.3716%	Fecal		CFU/100 mL	200	283.2	86400	-	41,670.3
5439000	1/15/2012	42	42	0.2020	8.52	4999	42.3716%	Fecal		CFU/100 mL	200	283.2	86400	-	41,670.3
5439000	4/20/2012	42	42	0.2020	8.52	4999	42.3716%	Fecal		CFU/100 mL	200	283.2	86400	-	41,670.3
5439000	3/26/2013	42	42	0.2020	8.52	4999	42.3716%	Fecal		CFU/100 mL	200	283.2	86400	-	41,670.3
5439000	4/5/2015	42	42	0.2020	8.52	4999	42.3716%	Fecal		CFU/100 mL	200	283.2	86400	-	41,670.3
5439000	2/10/2016	42	42	0.2020	8.52	4999	42.3716%	Fecal		CFU/100 mL	200	283.2	86400	-	41,670.3
5439000	6/18/2020	42	42	0.2020	8.52	4999	42.3716%	Fecal		CFU/100 mL	200	283.2	86400	-	41,670.3
5439000	7/11/2003	41.9	41.9	0.2020	8.49	5030	42.6343%	Fecal		CFU/100 mL	200	283.2	86400	-	41,571.5
5439000	12/7/2009	41.9	41.9	0.2020	8.49	5030	42.6343%	Fecal		CFU/100 mL	200	283.2	86400	-	41,571.5
5439000	1/15/2010	41.9	41.9	0.2020	8.49	5030	42.6343%	Fecal		CFU/100 mL	200	283.2	86400	-	41,571.5
5439000	2/6/2010	41.9	41.9	0.2020	8.49	5030	42.6343%	Fecal		CFU/100 mL	200	283.2	86400	-	41,571.5
5439000	1/8/2012	41.9	41.9	0.2020	8.49	5030	42.6343%	Fecal		CFU/100 mL	200	283.2	86400	-	41,571.5
5439000	1/30/2020	41.9	41.9	0.2020	8.49	5030	42.6343%	Fecal		CFU/100 mL	200	283.2	86400	-	41,571.5
5439000	1/13/2007	41.8	41.8	0.2020	8.47	5036	42.6852%	Fecal		CFU/100 mL	200	283.2	86400	-	41,472.6
5439000	1/16/2018	41.8	41.8	0.2020	8.47	5036	42.6852%	Fecal		CFU/100 mL	200	283.2	86400	-	41,472.6
5439000	3/28/2018	41.8	41.8	0.2020	8.47	5036	42.6852%	Fecal		CFU/100 mL	200	283.2	86400	-	41,472.6
5439000	11/6/2018	41.8	41.8	0.2020	8.47	5036	42.6852%	Fecal		CFU/100 mL	200	283.2	86400	-	41,472.6
5439000	2/14/2017	41.7	41.7	0.2020	8.45	5040	42.7191%	Fecal		CFU/100 mL	200	283.2	86400	-	41,373.8
5439000	4/15/2018	41.7	41.7	0.2020	8.45	5040	42.7191%	Fecal		CFU/100 mL	200	283.2	86400	-	41,373.8
5439000	12/19/2019	41.7	41.7	0.2020	8.45	5040	42.7191%	Fecal		CFU/100 mL	200	283.2	86400	-	41,373.8
5439000	9/15/2007	41.6	41.6	0.2020	8.43	5043	42.7445%	Fecal		CFU/100 mL	200	283.2	86400	-	41,274.9
5439000	11/22/2008	41.6	41.6	0.2020	8.43	5043	42.7445%	Fecal		CFU/100 mL	200	283.2	86400	-	41,274.9
5439000	5/1/2010	41.6	41.6	0.2020	8.43	5043	42.7445%	Fecal		CFU/100 mL	200	283.2	86400	-	41,274.9
5439000	4/6/2011	41.6	41.6	0.2020	8.43	5043	42.7445%	Fecal		CFU/100 mL	200	283.2	86400	-	41,274.9
5439000	1/30/2016	41.6	41.6	0.2020	8.43	5043	42.7445%	Fecal		CFU/100 mL	200	283.2	86400	-	41,274.9
5439000	7/26/2019	41.6	41.6	0.2020	8.43	5043	42.7445%	Fecal		CFU/100 mL	200	283.2	86400	-	41,274.9
5439000	5/21/2021	41.6	41.6	0.2020	8.43	5043	42.7445%	Fecal		CFU/100 mL	200	283.2	86400	-	41,274.9
5439000	6/22/2008	41.5	41.5	0.2020	8.41	5050	42.8039%	Fecal		CFU/100 mL	200	283.2	86400	-	41,176.0
5439000	4/30/2010	41.5	41.5	0.2020	8.41	5050	42.8039%	Fecal		CFU/100 mL	200	283.2	86400	-	41,176.0
5439000	1/30/2012	41.5	41.5	0.2020	8.41	5050	42.8039%	Fecal		CFU/100 mL	200	283.2	86400	-	41,176.0
5439000	3/26/2012	41.5	41.5	0.2020	8.41	5050	42.8039%	Fecal		CFU/100 mL	200	283.2	86400	-	41,176.0
5439000	3/21/2017	41.5	41.5	0.2020	8.41	5050	42.8039%	Fecal		CFU/100 mL	200	283.2	86400	-	41,176.0
5439000	3/29/2018	41.5	41.5	0.2020	8.41	5050	42.8039%	Fecal		CFU/100 mL	200	283.2	86400	-	41,176.0
5439000	1/31/2020	41.5	41.5	0.2020	8.41	5050	42.8039%	Fecal		CFU/100 mL	200	283.2	86400	-	41,176.0
5439000	12/15/1993	41.4	41.4	0.2020	8.39	5058	42.8717%	Fecal		CFU/100 mL	200	283.2	86400	-	41,077.2
5439000	4/5/2002	41.4	41.4	0.2020	8.39	5058	42.8717%	Fecal		CFU/100 mL	200	283.2	86400	-	41,077.2
5439000	4/20/2004	41.4	41.4	0.2020	8.39	5058	42.8717%	Fecal		CFU/100 mL	200	283.2	86400	-	41,077.2
5439000	7/7/2010	41.4	41.4	0.2020	8.39	5058	42.8717%	Fecal		CFU/100 mL	200	283.2	86400	-	41,077.2
5439000	5/22/2012	41.4	41.4	0.2020	8.39	5058	42.8717%	Fecal		CFU/100 mL	200	283.2	86400	-	41,077.2
5439000	5/23/2014	41.4	41.4	0.2020	8.39	5058	42.8717%	Fecal		CFU/100 mL	200	283.2	86400	-	41,077.2
5439000	2/22/2019	41.4	41.4	0.2020	8.39	5058	42.8717%	Fecal		CFU/100 mL	200	283.2	86400	-	41,077.2
5439000	2/16/2002	41.3	41.3	0.2020	8.37	5065	42.9310%	Fecal		CFU/100 mL	200	283.2	86400	-	40,978.3
5439000	3/26/2005	41.3	41.3	0.2020	8.37	5065	42.9310%	Fecal		CFU/100 mL	200	283.2	86400	-	40,978.3
5439000	3/2/2010	41.3	41.3	0.2020	8.37	5065	42.9310%	Fecal		CFU/100 mL	200	283.2	86400	-	40,978.3
5439000	7/2/2011	41.3	41.3	0.2020	8.37	5065	42.9310%	Fecal		CFU/100 mL	200	283.2	86400	-	40,978.3
5439000	3/30/2015	41.3	41.3	0.2020	8.37	5065	42.9310%	Fecal		CFU/100 mL	200	283.2	86400	-	40,978.3
5439000	9/2/2016	41.3	41.3	0.2020	8.37	5065	42.9310%	Fecal		CFU/100 mL	200	283.2	86400	-	40,978.3
5439000	2/14/2008	41.2	41.2	0.2020	8.35	5071	42.9819%	Fecal		CFU/100 mL	200	283.2	86400	-	40,879.5
5439000	12/8/2009	41.2	41.2	0.2020	8.35	5071	42.9819%	Fecal		CFU/100 mL	200	283.2	86400	-	40,879.5
5439000	5/23/2013	41.2	41.2	0.2020	8.35	5071	42.9819%	Fecal		CFU/100 mL	200	283.2	86400	-	40,879.5
5439000	3/19/2017	41.2	41.2	0.2020	8.35	5071	42.9819%	Fecal		CFU/100 mL	200	283.2	86400	-	40,879.5
5439000	7/21/2021	41.2	41.2	0.2020	8.35	5071	42.9819%	Fecal		CFU/100 mL	200	283.2	86400	-	40,879.5
5439000	6/27/2002	41.1	41.1	0.2020	8.33	5076	43.0242%	Fecal		CFU/100 mL	200	283.2	86400	-	40,780.6
5439000	7/24/2008	41.1	41.1	0.2020	8.33	5076	43.0242%	Fecal		CFU/100 mL	200	283.2	86400	-	40,780.6
5439000	11/19/2009	41.1	41.1	0.2020	8.33	5076	43.0242%	Fecal		CFU/100 mL	200	283.2	86400	-	40,780.6
5439000	1/19/1990	41	41	0.2020	8.31	5079	43.0497%	Fecal		CFU/100 mL	200	283.2	86400	-	40,681.8
5439000	7/25/1990	41	41	0.2020	8.31	5079	43.0497%	Fecal		CFU/100 mL	200	283.2	86400	-	40,681.8
5439000	7/29/1990	41	41	0.2020	8.31	5079	43.0497%	Fecal		CFU/100 mL	200	283.2	86400	-	40,681.8
5439000	8/11/1990	41	41	0.2020	8.31	5079	43.0497%	Fecal		CFU/100 mL	200	283.2	86400	-	40,681.8
5439000	11/14/1990	41	41	0.2020	8.31	5079	43.0497%	Fecal		CFU/100 mL	200	283.2	86400	-	40,681.8
5439000	11/15/1990	41	41	0.2020	8.31	5079	43.0497%	Fecal		CFU/100 mL	200	283.2	86400	-	40,681.8
5439000	3/1/1991	41	41	0.2020	8.31	5079	43.0497%	Fecal		CFU/100 mL	200	283.2	86400	-	40,681.8
5439000	12/25/1991	41	41	0.2020	8.31	5079	43.0497%	Fecal		CFU/100 mL	200	283.2	86400	-	40,681.8
5439000	1/31/1992	41	41	0.2020	8.31	5079	43.0497%	Fecal		CFU/100 mL	200	283.2	86400	-	40,681.8
5439000	2/1/1992	41	41	0.2020	8.31	5079	43.0497%	Fecal		CFU/100 mL	200	283.2	86400	-	40,681.8
5439000	5/6/1992	41	41	0.2020	8.31	5079	43.0497%	Fecal		CFU/100 mL	200	283.2	86400	-	40,681.8
5439000	7/13/1993	41	41	0.2020	8.31	5079	43.0497%	Fecal		CFU/100 mL	200	283.2	86400	-	40,681.8
5439000	8/27/1993	41	41	0.2020	8.31	5079	43.0497%	Fecal		CFU/100 mL	200	283.2	86400	-	40,681.8
5439000	9/24/1993	41	41	0.2020	8.31	5079	43.0497%	Fecal		CFU/100 mL	200	283.2	86400	-	40,681.8
5439000	11/26/1995	41	41	0.2020	8.31	5079	43.0497%	Fecal		CFU/100 mL	200	283.2	86400	-	40,681.8
5439000	7/7/1996	41	41	0.2020	8.31	5079	43.0497%	Fecal		CFU/100 mL	200	283.2	86400	-	40,681.8
5439000	6/3/1997	41	41	0.2020	8.31	5079	43.0497%	Fecal		CFU/100 mL	200	283.2	86400	-	40,681.8
5439000	6/30/1998	41	41	0.2020	8.31	5079	43.0497%	Fecal		CFU/100 mL	200	283.2	86400	-	40,681.8
5439000	11/20/1998	41	41	0.2020	8.31	5079	43.0497%	Fecal		CFU/100 mL	200	283.2	86400	-	40,681.8
5439000	4/3/1999	41	41	0.2020	8.31	5079	43.0497%	Fecal		CFU/100 mL	200	283.2	86400	-	40,681.8
5439000	5/2/2001	41	41	0.2020	8.31	5079	43.0497%	Fecal		CFU/100 mL	200	283.2	86400	-	40,681.8
5439000	5/4/2001	41	41	0.2020	8.31	5079	43.0497%	Fecal		CFU/100 mL	200	283.2	86400	-	40,681.8
5439000	8/23/2002	41	41	0.2020	8.31	5079	43.0497%	Fecal		CFU/100 mL	200	283.2	86400	-	40,681.8
5439000	7/4/2007	41	41	0.2020	8.31	5079	43.0497%	Fecal		CFU/100 mL	200	283.2	86400	-	40,681.8
5439000	11/20/2011	41	41	0.2020	8.31	5079	43.0497%	Fecal		CFU/100 mL	200	283.2	86400	-	40,681.8
5439000	1/13/2012	41	41	0.2020	8.31	5079	43.0497%	Fecal		CFU/100 mL	200	283.2	86400	-	40,681.8
5439000	2/26/2017	41	41	0.2020	8.31	5079	43.0497%	Fecal		CFU/100 mL	200	283.2	86400	-	40,681.8
5439000	3/20/2018	41	41	0.2020	8.31	5079	43.0497%	Fecal		CFU/100 mL	200	283.2	86400	-	40,681.8
5439000	4/6/2002	40.9	40.9	0.2020	8.29	5107	43.2870%	Fecal		CFU/100 mL	200	283.2	86400	-	40,582.9
5439000	7/15/2018	40.9	40.9	0.2020	8.29	5107	43.2870%	Fecal		CFU/100 mL	200	283.2	86400	-	40,582.9
5439000	10/31/2013	40.8	40.8	0.2020	8.27	5109	43.3039%	Fecal		CFU/100 mL	200	283.2	86400	-	40,484.1
5439000	11/1/2016	40.8	40.8	0.2020	8.27	5109	43.3039%	Fecal		CFU/100 mL	200	283.2	86400	-	40,484.1
5439000	11/3/2017	40.8	40.8	0.2020	8.27	5109	43.3039%	Fecal		CFU/100 mL	200	283.2	86400	-	40,484.1
5439000	12/18/2019	40.8	40.8	0.2020	8.27	5109	43.3039%	Fecal		CFU/100 mL	200	283.2	86400	-	40,484.1
5439000	3/15/2006	40.7	40.7	0.2020	8.25	5113	43.3379%	Fecal		CFU/100 mL	200	283.2	86400	-	40,385.2
5439000	6/9/2007	40.7	40.7	0.2020	8.25	5113	43.3379%	Fecal		CFU/100 mL	200	283.2	86400	-	40,385.2
5439000	2/23/2012	40.7	40.7	0.2020	8.25	5113	43.3379%	Fecal		CFU/100 mL	200	283.2	86400	-	40,385.2
5439000	4/11/2004	40.6	40.6	0.2020	8.23	5116	43.3633%	Fecal		CFU/100 mL	200	283.2	86400	-	40,286.4
5439000	6/1/2010	40.6	40.6	0.2020	8.23	5116	43.3633%	Fecal		CFU/100 mL	200	283.2	86400	-	40,286.4
5439000	12/9/2016	40.6	40.6	0.2020	8.23	5116	43.3633%	Fecal		CFU/100 mL	200	283.2	86400	-	40,286.4
5439000	12/2/2017	40.6	40.6	0.2020	8.23	5116	43.3633%	Fecal		CFU/100 mL	200	283.2	86400	-	40,286.4
5439000	1/27/2018	40.6	40.6	0.2020	8.23	5116	43.3633%	Fecal		CFU/100 mL	200	283.2	86400	-	40,286.4
5439000	3/31/2018	40.6	40.6	0.2020	8.23	5116	43.3633%	Fecal		CFU/100 mL	200	283.2	86400	-	40,286.4

Gage ID	Date	Discharge (CFS)	Gage Discharge (less Surrogate NPDES) (CFS)	Watershed Area Ratio	Calculated flow (CFS)	Rank	Flow Exceedance %	Parameter	Results	Units (mg or micro_gram	Limit/Standard	100mL/CF	sec/day	Actual Load (million colonies/day)	Allowable Load (million colonies/day)
5439000	6/5/2018	40.6	40.6	0.2020	8.23	5116	43.3633%	Fecal		CFU/100 mL	200	283.2	86400	-	40,286.4
5439000	6/19/2020	40.6	40.6	0.2020	8.23	5116	43.3633%	Fecal		CFU/100 mL	200	283.2	86400	-	40,286.4
5439000	7/1/2020	40.6	40.6	0.2020	8.23	5116	43.3633%	Fecal		CFU/100 mL	200	283.2	86400	-	40,286.4
5439000	12/17/1993	40.5	40.5	0.2020	8.21	5125	43.4396%	Fecal		CFU/100 mL	200	283.2	86400	-	40,187.5
5439000	4/4/2002	40.5	40.5	0.2020	8.21	5125	43.4396%	Fecal		CFU/100 mL	200	283.2	86400	-	40,187.5
5439000	5/25/2008	40.5	40.5	0.2020	8.21	5125	43.4396%	Fecal		CFU/100 mL	200	283.2	86400	-	40,187.5
5439000	6/9/2013	40.5	40.5	0.2020	8.21	5125	43.4396%	Fecal		CFU/100 mL	200	283.2	86400	-	40,187.5
5439000	7/1/2016	40.5	40.5	0.2020	8.21	5125	43.4396%	Fecal		CFU/100 mL	200	283.2	86400	-	40,187.5
5439000	8/31/2009	40.4	40.4	0.2020	8.19	5130	43.4819%	Fecal		CFU/100 mL	200	283.2	86400	-	40,088.6
5439000	4/29/2010	40.4	40.4	0.2020	8.19	5130	43.4819%	Fecal		CFU/100 mL	200	283.2	86400	-	40,088.6
5439000	4/23/2021	40.4	40.4	0.2020	8.19	5130	43.4819%	Fecal		CFU/100 mL	200	283.2	86400	-	40,088.6
5439000	5/8/2006	40.3	40.3	0.2020	8.17	5133	43.5074%	Fecal		CFU/100 mL	200	283.2	86400	-	39,989.8
5439000	5/23/2006	40.3	40.3	0.2020	8.17	5133	43.5074%	Fecal		CFU/100 mL	200	283.2	86400	-	39,989.8
5439000	2/12/2008	40.3	40.3	0.2020	8.17	5133	43.5074%	Fecal		CFU/100 mL	200	283.2	86400	-	39,989.8
5439000	11/11/2008	40.3	40.3	0.2020	8.17	5133	43.5074%	Fecal		CFU/100 mL	200	283.2	86400	-	39,989.8
5439000	12/31/2016	40.3	40.3	0.2020	8.17	5133	43.5074%	Fecal		CFU/100 mL	200	283.2	86400	-	39,989.8
5439000	12/3/2017	40.3	40.3	0.2020	8.17	5133	43.5074%	Fecal		CFU/100 mL	200	283.2	86400	-	39,989.8
5439000	12/16/1993	40.2	40.2	0.2020	8.15	5139	43.5582%	Fecal		CFU/100 mL	200	283.2	86400	-	39,890.9
5439000	4/3/1994	40.2	40.2	0.2020	8.15	5139	43.5582%	Fecal		CFU/100 mL	200	283.2	86400	-	39,890.9
5439000	5/19/2005	40.2	40.2	0.2020	8.15	5139	43.5582%	Fecal		CFU/100 mL	200	283.2	86400	-	39,890.9
5439000	1/29/2016	40.2	40.2	0.2020	8.15	5139	43.5582%	Fecal		CFU/100 mL	200	283.2	86400	-	39,890.9
5439000	1/17/2018	40.2	40.2	0.2020	8.15	5139	43.5582%	Fecal		CFU/100 mL	200	283.2	86400	-	39,890.9
5439000	7/12/2019	40.2	40.2	0.2020	8.15	5139	43.5582%	Fecal		CFU/100 mL	200	283.2	86400	-	39,890.9
5439000	4/28/2010	40.1	40.1	0.2020	8.13	5145	43.6091%	Fecal		CFU/100 mL	200	283.2	86400	-	39,792.1
5439000	5/24/2012	40.1	40.1	0.2020	8.13	5145	43.6091%	Fecal		CFU/100 mL	200	283.2	86400	-	39,792.1
5439000	6/10/2013	40.1	40.1	0.2020	8.13	5145	43.6091%	Fecal		CFU/100 mL	200	283.2	86400	-	39,792.1
5439000	4/22/2014	40.1	40.1	0.2020	8.13	5145	43.6091%	Fecal		CFU/100 mL	200	283.2	86400	-	39,792.1
5439000	11/7/2016	40.1	40.1	0.2020	8.13	5145	43.6091%	Fecal		CFU/100 mL	200	283.2	86400	-	39,792.1
5439000	6/12/1990	40	40	0.2020	8.11	5150	43.6515%	Fecal		CFU/100 mL	200	283.2	86400	-	39,693.2
5439000	7/9/1990	40	40	0.2020	8.11	5150	43.6515%	Fecal		CFU/100 mL	200	283.2	86400	-	39,693.2
5439000	5/12/1992	40	40	0.2020	8.11	5150	43.6515%	Fecal		CFU/100 mL	200	283.2	86400	-	39,693.2
5439000	5/31/1993	40	40	0.2020	8.11	5150	43.6515%	Fecal		CFU/100 mL	200	283.2	86400	-	39,693.2
5439000	1/2/1994	40	40	0.2020	8.11	5150	43.6515%	Fecal		CFU/100 mL	200	283.2	86400	-	39,693.2
5439000	2/3/1995	40	40	0.2020	8.11	5150	43.6515%	Fecal		CFU/100 mL	200	283.2	86400	-	39,693.2
5439000	2/9/1995	40	40	0.2020	8.11	5150	43.6515%	Fecal		CFU/100 mL	200	283.2	86400	-	39,693.2
5439000	2/26/1995	40	40	0.2020	8.11	5150	43.6515%	Fecal		CFU/100 mL	200	283.2	86400	-	39,693.2
5439000	3/1/1995	40	40	0.2020	8.11	5150	43.6515%	Fecal		CFU/100 mL	200	283.2	86400	-	39,693.2
5439000	4/15/1996	40	40	0.2020	8.11	5150	43.6515%	Fecal		CFU/100 mL	200	283.2	86400	-	39,693.2
5439000	4/25/1997	40	40	0.2020	8.11	5150	43.6515%	Fecal		CFU/100 mL	200	283.2	86400	-	39,693.2
5439000	6/16/1997	40	40	0.2020	8.11	5150	43.6515%	Fecal		CFU/100 mL	200	283.2	86400	-	39,693.2
5439000	6/7/1998	40	40	0.2020	8.11	5150	43.6515%	Fecal		CFU/100 mL	200	283.2	86400	-	39,693.2
5439000	12/19/1998	40	40	0.2020	8.11	5150	43.6515%	Fecal		CFU/100 mL	200	283.2	86400	-	39,693.2
5439000	4/6/1999	40	40	0.2020	8.11	5150	43.6515%	Fecal		CFU/100 mL	200	283.2	86400	-	39,693.2
5439000	7/2/1999	40	40	0.2020	8.11	5150	43.6515%	Fecal		CFU/100 mL	200	283.2	86400	-	39,693.2
5439000	5/3/2000	40	40	0.2020	8.11	5150	43.6515%	Fecal		CFU/100 mL	200	283.2	86400	-	39,693.2
5439000	5/28/2001	40	40	0.2020	8.11	5150	43.6515%	Fecal		CFU/100 mL	200	283.2	86400	-	39,693.2
5439000	6/23/2007	40	40	0.2020	8.11	5150	43.6515%	Fecal		CFU/100 mL	200	283.2	86400	-	39,693.2
5439000	12/31/2007	40	40	0.2020	8.11	5150	43.6515%	Fecal		CFU/100 mL	200	283.2	86400	-	39,693.2
5439000	1/3/2008	40	40	0.2020	8.11	5150	43.6515%	Fecal		CFU/100 mL	200	283.2	86400	-	39,693.2
5439000	1/22/2008	40	40	0.2020	8.11	5150	43.6515%	Fecal		CFU/100 mL	200	283.2	86400	-	39,693.2
5439000	1/14/2012	40	40	0.2020	8.11	5150	43.6515%	Fecal		CFU/100 mL	200	283.2	86400	-	39,693.2
5439000	2/15/2017	40	40	0.2020	8.11	5150	43.6515%	Fecal		CFU/100 mL	200	283.2	86400	-	39,693.2
5439000	6/29/2017	40	40	0.2020	8.11	5150	43.6515%	Fecal		CFU/100 mL	200	283.2	86400	-	39,693.2
5439000	4/24/2021	40	40	0.2020	8.11	5150	43.6515%	Fecal		CFU/100 mL	200	283.2	86400	-	39,693.2
5439000	6/3/2021	40	40	0.2020	8.11	5150	43.6515%	Fecal		CFU/100 mL	200	283.2	86400	-	39,693.2
5439000	4/12/1994	39.9	39.9	0.2020	8.09	5177	43.8803%	Fecal		CFU/100 mL	200	283.2	86400	-	39,594.4
5439000	6/17/2006	39.9	39.9	0.2020	8.09	5177	43.8803%	Fecal		CFU/100 mL	200	283.2	86400	-	39,594.4
5439000	5/23/2012	39.9	39.9	0.2020	8.09	5177	43.8803%	Fecal		CFU/100 mL	200	283.2	86400	-	39,594.4
5439000	9/21/2016	39.9	39.9	0.2020	8.09	5177	43.8803%	Fecal		CFU/100 mL	200	283.2	86400	-	39,594.4
5439000	4/16/2018	39.9	39.9	0.2020	8.09	5177	43.8803%	Fecal		CFU/100 mL	200	283.2	86400	-	39,594.4
5439000	3/17/2022	39.9	39.9	0.1459	5.85	6051	51.2884%	Fecal		CFU/100 mL	200	283.2	86400	-	28,646.2
5439000	4/12/2005	39.8	39.8	0.2020	8.07	5182	43.9227%	Fecal		CFU/100 mL	200	283.2	86400	-	39,495.5
5439000	5/2/2010	39.8	39.8	0.2020	8.07	5182	43.9227%	Fecal		CFU/100 mL	200	283.2	86400	-	39,495.5
5439000	7/11/2018	39.8	39.8	0.2020	8.07	5182	43.9227%	Fecal		CFU/100 mL	200	283.2	86400	-	39,495.5
5439000	11/26/2001	39.7	39.7	0.2020	8.05	5185	43.9481%	Fecal		CFU/100 mL	200	283.2	86400	-	39,396.7
5439000	10/18/2008	39.7	39.7	0.2020	8.05	5185	43.9481%	Fecal		CFU/100 mL	200	283.2	86400	-	39,396.7
5439000	5/20/2013	39.7	39.7	0.2020	8.05	5185	43.9481%	Fecal		CFU/100 mL	200	283.2	86400	-	39,396.7
5439000	8/22/2014	39.7	39.7	0.2020	8.05	5185	43.9481%	Fecal		CFU/100 mL	200	283.2	86400	-	39,396.7
5439000	2/27/2017	39.7	39.7	0.2020	8.05	5185	43.9481%	Fecal		CFU/100 mL	200	283.2	86400	-	39,396.7
5439000	4/3/2006	39.6	39.6	0.2020	8.03	5190	43.9905%	Fecal		CFU/100 mL	200	283.2	86400	-	39,297.8
5439000	7/30/2007	39.6	39.6	0.2020	8.03	5190	43.9905%	Fecal		CFU/100 mL	200	283.2	86400	-	39,297.8
5439000	5/24/2008	39.6	39.6	0.2020	8.03	5190	43.9905%	Fecal		CFU/100 mL	200	283.2	86400	-	39,297.8
5439000	12/22/2018	39.6	39.6	0.2020	8.03	5190	43.9905%	Fecal		CFU/100 mL	200	283.2	86400	-	39,297.8
5439000	6/21/2020	39.6	39.6	0.2020	8.03	5190	43.9905%	Fecal		CFU/100 mL	200	283.2	86400	-	39,297.8
5439000	5/3/2004	39.5	39.5	0.2020	8.01	5195	44.0329%	Fecal		CFU/100 mL	200	283.2	86400	-	39,199.0
5439000	6/29/2004	39.5	39.5	0.2020	8.01	5195	44.0329%	Fecal		CFU/100 mL	200	283.2	86400	-	39,199.0
5439000	4/29/2012	39.5	39.5	0.2020	8.01	5195	44.0329%	Fecal		CFU/100 mL	200	283.2	86400	-	39,199.0
5439000	7/10/2016	39.5	39.5	0.2020	8.01	5195	44.0329%	Fecal		CFU/100 mL	200	283.2	86400	-	39,199.0
5439000	6/22/2020	39.5	39.5	0.2020	8.01	5195	44.0329%	Fecal		CFU/100 mL	200	283.2	86400	-	39,199.0
5439000	3/20/2004	39.3	39.3	0.2020	7.97	5200	44.0753%	Fecal		CFU/100 mL	200	283.2	86400	-	39,001.2
5439000	6/25/2017	39.3	39.3	0.2020	7.97	5200	44.0753%	Fecal		CFU/100 mL	200	283.2	86400	-	39,001.2
5439000	10/14/2018	39.3	39.3	0.2020	7.97	5200	44.0753%	Fecal		CFU/100 mL	200	283.2	86400	-	39,001.2
5439000	2/11/2008	39.2	39.2	0.2020	7.95	5203	44.1007%	Fecal		CFU/100 mL	200	283.2	86400	-	38,902.4
5439000	7/6/2010	39.2	39.2	0.2020	7.95	5203	44.1007%	Fecal		CFU/100 mL	200	283.2	86400	-	38,902.4
5439000	4/11/2014	39.2	39.2	0.2020	7.95	5203	44.1007%	Fecal		CFU/100 mL	200	283.2	86400	-	38,902.4
5439000	7/22/2014	39.2	39.2	0.2020	7.95	5203	44.1007%	Fecal		CFU/100 mL	200	283.2	86400	-	38,902.4
5439000	7/16/2019	39.2	39.2	0.2020	7.95	5203	44.1007%	Fecal		CFU/100 mL	200	283.2	86400	-	38,902.4
5439000	6/16/1994	39.1	39.1	0.2020	7.93	5208	44.1431%	Fecal		CFU/100 mL	200	283.2	86400	-	38,803.5
5439000	6/18/2006	39.1	39.1	0.2020	7.93	5208	44.1431%	Fecal		CFU/100 mL	200	283.2	86400	-	38,803.5
5439000	10/23/2008	39.1	39.1	0.2020	7.93	5208	44.1431%	Fecal		CFU/100 mL	200	283.2	86400	-	38,803.5
5439000	5/18/2013	39.1	39.1	0.2020	7.93	5208	44.1431%	Fecal		CFU/100 mL	200	283.2	86400	-	38,803.5
5439000	1/27/2016	39.1	39.1	0.2020	7.93	5208	44.1431%	Fecal		CFU/100 mL	200	283.2	86400	-	38,803.5
5439000	10/13/2017	39.1	39.1	0.2020	7.93	5208	44.1431%	Fecal		CFU/100 mL	200	283.2	86400	-	38,803.5
5439000	5/1/1990	39	39	0.2020	7.91	5214	44.1939%	Fecal		CFU/100 mL	200	283.2	86400	-	38,704.7
5439000	6/11/1990	39	39	0.2020	7.91	5214	44.1939%	Fecal		CFU/100 mL	200	283.2	86400	-	38,704.7
5439000	6/13/1990	39	39	0.2020	7.91	5214	44.1939%	Fecal		CFU/100 mL	200	283.2	86400	-	38,704.7
5439000	8/27/1990	39	39	0.2020	7.91	5214	44.1939%	Fecal		CFU/100 mL	200	283.2	86400	-	38,704.7
5439000	11/16/1990	39	39	0.2020	7.91	5214	44.1939%	Fecal		CFU/100 mL	200	283.2	86400	-	38,704.7
5439000	3/9/1991	39	39	0.2020	7.91	5214	44.1939%	Fecal		CFU/100 mL	200	283.2	86400	-	38,704.7
5439000	6/18/1991	39	39	0.2020	7.91	5214	44.1939%	Fecal		CFU/100 mL	200	283.2	86400	-	38,704.7
5439000	12/26/1991	39	39	0.2020	7.91	5214	44.1939%	Fecal		CFU/100 mL	200	283.2	86400	-	38,704.7
5439000	1/8/1992	39	39	0.2020	7.91	5214	44.1939%	Fecal		CFU/100 mL	200	283.2	86400	-	38,704.7
5439000	2/9/1992	39	39	0.2020	7.91	5214	44.1939%	Fecal		CFU/100 mL	200	283.2	86400	-	38,704.7
5439000	4/5/1992	39	39	0.2020	7.91	5214	44.1939%	Fecal		CFU/100 mL	200	283.2	86400	-	38,704.7
5439000	4/10/1992	39	39	0.2020	7.91	5214	44.1939%	Fecal		CFU/100 mL	200	283.2	86400	-	38,704.7
5439000	5/7/1992	39	39	0.2020	7.91	5214	44.1939%	Fecal		CFU/100 mL	200	283.2	86400	-	38,704.7
5439000	7/31/1992	39	39	0.2020	7.91	5214	44.1939%	Fecal		CFU/100 mL	200	283.2	86400	-	38,704.7
5439000	2/19/1993	39	39	0.2020	7.91	5214	44.1939%	Fecal		CFU/100 mL	200	283.2	86400	-	38,704.7
5439000	8/4/1993	39	39	0.2020	7.91	5214	44.1939%	Fecal		CFU/100 mL	200	283.2	86400	-	38,704.7
5439000	11/4/1995	39	39	0.2020	7.91	5214	44.1939%	Fecal		CFU/100 mL	200	283.2	86400	-	38,704.7
5439000	2/13/1996	39	39	0.2020	7.91	5214	44.1939%	Fecal		CFU/100 mL	200	283.2	86400	-	38,704.7
5439000	8/25/1996	39	39	0.2020	7.91	5214	44.1939%	Fecal		CFU/100 mL	200	283.2	86400	-	38,704.7
5439000	4/10/1997	39	39	0.2020	7.91	5214	44.1939%	Fecal		CFU/100 mL	200	283.2	86400	-	38,704.7
5439000	1/3/1998	39	39	0.2020	7.91	5214	44.1939%	Fecal		CFU/100 mL	200	283.2	86400	-	38,704.7
5439000	7/13/1998	39	39	0.2020	7.91	5214	44.1939%	Fecal		CFU/100 mL	200	283.2	86400	-	38,704.7
5439000	4/8/1999	39	39	0.2020	7.91	5214	44.1939%	Fecal		CFU/100 mL	200	283.2	86400	-	38,704.7
5439000	5/21/2000	39	39	0.2020	7.91	5214	44.1939%	Fecal		CFU/100 mL	200	283.2	86400	-	38,704.7
5439000	7/18/2000	39	39	0.2020	7.91	5214	44.1939%	Fecal		CFU/100 mL	200	283.2	86400	-	38,704.7
5439000	11/14/2000	39	39	0.2020	7.91	5214	44.1939%	Fecal		CFU/100 mL	200	283.2	86400	-	38,704.7
5439000	2/6/2001	39	39	0.2020	7.91	5214	44.1939%	Fecal		CFU/100 mL	200	283.2	86400	-	38,704.7
5439000	5/31/2001	39	39	0.2020	7.91	5214	44.1939%	Fecal		CFU/100 mL	200	283.2	86400	-	38,704.7
5439000	6/23/2001	39	39	0.2020	7.91	5214	44.1939%	Fecal		CFU/100 mL	200	283.2	86400	-	38,704.7
5439000	7/6/2009	39	39	0.2020	7.91	5214	44.1939%	Fecal		CFU/100 mL	200	283.2	86400	-	38,704.7
5439000	2/17/2012	39	39	0.2020	7.91	5214	44.1939%	Fecal		CFU/100 mL	200	283.2	86400	-	38,704.7
5439000	2/13/2017	39	39	0.2020	7.91	5214	44.1939%	Fecal		CFU/100 mL	200	283.2	86400	-	38,704.7

Gage ID	Date	Discharge (CFS)	Gage Discharge (less Surrogate NPDES) (CFS)	Watershed Area Ratio	Calculated flow (CFS)	Rank	Flow Exceedance %	Parameter	Results	Units (mg or micro_gram	Limit/Standard	100mL/CF	sec/day	Actual Load (million colonies/day)	Allowable Load (million colonies/day)
5439000	6/20/2020	39	39	0.2020	7.91	5214	44.1939%	Fecal		CFU/100 mL	200	283.2	86400	-	38,704.7
5439000	4/7/2011	38.9	38.9	0.2020	7.89	5247	44.4736%	Fecal		CFU/100 mL	200	283.2	86400	-	38,605.8
5439000	3/29/2012	38.9	38.9	0.2020	7.89	5247	44.4736%	Fecal		CFU/100 mL	200	283.2	86400	-	38,605.8
5439000	3/31/2012	38.9	38.9	0.2020	7.89	5247	44.4736%	Fecal		CFU/100 mL	200	283.2	86400	-	38,605.8
5439000	3/24/2017	38.9	38.9	0.2020	7.89	5247	44.4736%	Fecal		CFU/100 mL	200	283.2	86400	-	38,605.8
5439000	6/23/2020	38.9	38.9	0.2020	7.89	5247	44.4736%	Fecal		CFU/100 mL	200	283.2	86400	-	38,605.8
5439000	11/13/1993	38.8	38.8	0.2020	7.87	5252	44.5160%	Fecal		CFU/100 mL	200	283.2	86400	-	38,507.0
5439000	3/25/2005	38.8	38.8	0.2020	7.87	5252	44.5160%	Fecal		CFU/100 mL	200	283.2	86400	-	38,507.0
5439000	4/22/2006	38.8	38.8	0.2020	7.87	5252	44.5160%	Fecal		CFU/100 mL	200	283.2	86400	-	38,507.0
5439000	5/23/2021	38.8	38.8	0.2020	7.87	5252	44.5160%	Fecal		CFU/100 mL	200	283.2	86400	-	38,507.0
5439000	3/14/2005	38.7	38.7	0.2020	7.85	5256	44.5499%	Fecal		CFU/100 mL	200	283.2	86400	-	38,408.1
5439000	12/2/2011	38.7	38.7	0.2020	7.85	5256	44.5499%	Fecal		CFU/100 mL	200	283.2	86400	-	38,408.1
5439000	5/14/2007	38.6	38.6	0.2020	7.83	5259	44.5754%	Fecal		CFU/100 mL	200	283.2	86400	-	38,309.3
5439000	11/25/2008	38.6	38.6	0.2020	7.83	5259	44.5754%	Fecal		CFU/100 mL	200	283.2	86400	-	38,309.3
5439000	11/12/2017	38.6	38.6	0.2020	7.83	5259	44.5754%	Fecal		CFU/100 mL	200	283.2	86400	-	38,309.3
5439000	12/22/2007	38.5	38.5	0.2020	7.81	5262	44.6008%	Fecal		CFU/100 mL	200	283.2	86400	-	38,210.4
5439000	2/24/2008	38.5	38.5	0.2020	7.81	5262	44.6008%	Fecal		CFU/100 mL	200	283.2	86400	-	38,210.4
5439000	6/3/2010	38.5	38.5	0.2020	7.81	5262	44.6008%	Fecal		CFU/100 mL	200	283.2	86400	-	38,210.4
5439000	11/22/2011	38.5	38.5	0.2020	7.81	5262	44.6008%	Fecal		CFU/100 mL	200	283.2	86400	-	38,210.4
5439000	11/23/2011	38.5	38.5	0.2020	7.81	5262	44.6008%	Fecal		CFU/100 mL	200	283.2	86400	-	38,210.4
5439000	4/28/2012	38.5	38.5	0.2020	7.81	5262	44.6008%	Fecal		CFU/100 mL	200	283.2	86400	-	38,210.4
5439000	8/26/2019	38.5	38.5	0.2020	7.81	5262	44.6008%	Fecal		CFU/100 mL	200	283.2	86400	-	38,210.4
5439000	4/2/2005	38.4	38.4	0.2020	7.79	5269	44.6601%	Fecal		CFU/100 mL	200	283.2	86400	-	38,111.6
5439000	6/27/2007	38.4	38.4	0.2020	7.79	5269	44.6601%	Fecal		CFU/100 mL	200	283.2	86400	-	38,111.6
5439000	5/19/2013	38.4	38.4	0.2020	7.79	5269	44.6601%	Fecal		CFU/100 mL	200	283.2	86400	-	38,111.6
5439000	12/14/2020	38.4	38.4	0.2020	7.79	5269	44.6601%	Fecal		CFU/100 mL	200	283.2	86400	-	38,111.6
5439000	5/22/2021	38.4	38.4	0.2020	7.79	5269	44.6601%	Fecal		CFU/100 mL	200	283.2	86400	-	38,111.6
5439000	11/18/2003	38.3	38.3	0.2020	7.77	5274	44.7025%	Fecal		CFU/100 mL	200	283.2	86400	-	38,012.7
5439000	2/29/2004	38.3	38.3	0.2020	7.77	5274	44.7025%	Fecal		CFU/100 mL	200	283.2	86400	-	38,012.7
5439000	1/17/2009	38.3	38.3	0.2020	7.77	5274	44.7025%	Fecal		CFU/100 mL	200	283.2	86400	-	38,012.7
5439000	7/10/2020	38.3	38.3	0.2020	7.77	5274	44.7025%	Fecal		CFU/100 mL	200	283.2	86400	-	38,012.7
5439000	12/10/1993	38.2	38.2	0.2020	7.75	5278	44.7364%	Fecal		CFU/100 mL	200	283.2	86400	-	37,913.8
5439000	2/15/2002	38.2	38.2	0.2020	7.75	5278	44.7364%	Fecal		CFU/100 mL	200	283.2	86400	-	37,913.8
5439000	4/6/2006	38.2	38.2	0.2020	7.75	5278	44.7364%	Fecal		CFU/100 mL	200	283.2	86400	-	37,913.8
5439000	7/26/2015	38.2	38.2	0.2020	7.75	5278	44.7364%	Fecal		CFU/100 mL	200	283.2	86400	-	37,913.8
5439000	4/4/2018	38.2	38.2	0.2020	7.75	5278	44.7364%	Fecal		CFU/100 mL	200	283.2	86400	-	37,913.8
5439000	7/20/2020	38.2	38.2	0.2020	7.75	5278	44.7364%	Fecal		CFU/100 mL	200	283.2	86400	-	37,913.8
5439000	4/4/1994	38.1	38.1	0.2020	7.73	5284	44.7873%	Fecal		CFU/100 mL	200	283.2	86400	-	37,815.0
5439000	1/16/2010	38.1	38.1	0.2020	7.73	5284	44.7873%	Fecal		CFU/100 mL	200	283.2	86400	-	37,815.0
5439000	2/25/2016	38.1	38.1	0.2020	7.73	5284	44.7873%	Fecal		CFU/100 mL	200	283.2	86400	-	37,815.0
5439000	6/20/2021	38.1	38.1	0.2020	7.73	5284	44.7873%	Fecal		CFU/100 mL	200	283.2	86400	-	37,815.0
5439000	7/11/1990	38	38	0.2020	7.71	5288	44.8212%	Fecal		CFU/100 mL	200	283.2	86400	-	37,716.1
5439000	11/1/1991	38	38	0.2020	7.71	5288	44.8212%	Fecal		CFU/100 mL	200	283.2	86400	-	37,716.1
5439000	12/29/1991	38	38	0.2020	7.71	5288	44.8212%	Fecal		CFU/100 mL	200	283.2	86400	-	37,716.1
5439000	4/6/1992	38	38	0.2020	7.71	5288	44.8212%	Fecal		CFU/100 mL	200	283.2	86400	-	37,716.1
5439000	4/14/1992	38	38	0.2020	7.71	5288	44.8212%	Fecal		CFU/100 mL	200	283.2	86400	-	37,716.1
5439000	9/22/1992	38	38	0.2020	7.71	5288	44.8212%	Fecal		CFU/100 mL	200	283.2	86400	-	37,716.1
5439000	7/14/1993	38	38	0.2020	7.71	5288	44.8212%	Fecal		CFU/100 mL	200	283.2	86400	-	37,716.1
5439000	9/5/1993	38	38	0.2020	7.71	5288	44.8212%	Fecal		CFU/100 mL	200	283.2	86400	-	37,716.1
5439000	10/30/1993	38	38	0.2020	7.71	5288	44.8212%	Fecal		CFU/100 mL	200	283.2	86400	-	37,716.1
5439000	12/14/1993	38	38	0.2020	7.71	5288	44.8212%	Fecal		CFU/100 mL	200	283.2	86400	-	37,716.1
5439000	2/4/1995	38	38	0.2020	7.71	5288	44.8212%	Fecal		CFU/100 mL	200	283.2	86400	-	37,716.1
5439000	3/10/1995	38	38	0.2020	7.71	5288	44.8212%	Fecal		CFU/100 mL	200	283.2	86400	-	37,716.1
5439000	4/7/1995	38	38	0.2020	7.71	5288	44.8212%	Fecal		CFU/100 mL	200	283.2	86400	-	37,716.1
5439000	4/9/1997	38	38	0.2020	7.71	5288	44.8212%	Fecal		CFU/100 mL	200	283.2	86400	-	37,716.1
5439000	4/26/1997	38	38	0.2020	7.71	5288	44.8212%	Fecal		CFU/100 mL	200	283.2	86400	-	37,716.1
5439000	4/27/1997	38	38	0.2020	7.71	5288	44.8212%	Fecal		CFU/100 mL	200	283.2	86400	-	37,716.1
5439000	4/28/1997	38	38	0.2020	7.71	5288	44.8212%	Fecal		CFU/100 mL	200	283.2	86400	-	37,716.1
5439000	6/4/1997	38	38	0.2020	7.71	5288	44.8212%	Fecal		CFU/100 mL	200	283.2	86400	-	37,716.1
5439000	6/8/1998	38	38	0.2020	7.71	5288	44.8212%	Fecal		CFU/100 mL	200	283.2	86400	-	37,716.1
5439000	10/31/1998	38	38	0.2020	7.71	5288	44.8212%	Fecal		CFU/100 mL	200	283.2	86400	-	37,716.1
5439000	5/4/2000	38	38	0.2020	7.71	5288	44.8212%	Fecal		CFU/100 mL	200	283.2	86400	-	37,716.1
5439000	5/3/2001	38	38	0.2020	7.71	5288	44.8212%	Fecal		CFU/100 mL	200	283.2	86400	-	37,716.1
5439000	6/20/2001	38	38	0.2020	7.71	5288	44.8212%	Fecal		CFU/100 mL	200	283.2	86400	-	37,716.1
5439000	12/14/2001	38	38	0.2020	7.71	5288	44.8212%	Fecal		CFU/100 mL	200	283.2	86400	-	37,716.1
5439000	3/15/2004	38	38	0.2020	7.71	5288	44.8212%	Fecal		CFU/100 mL	200	283.2	86400	-	37,716.1
5439000	1/12/2005	38	38	0.2020	7.71	5288	44.8212%	Fecal		CFU/100 mL	200	283.2	86400	-	37,716.1
5439000	5/21/2005	38	38	0.2020	7.71	5288	44.8212%	Fecal		CFU/100 mL	200	283.2	86400	-	37,716.1
5439000	6/24/2007	38	38	0.2020	7.71	5288	44.8212%	Fecal		CFU/100 mL	200	283.2	86400	-	37,716.1
5439000	1/2/2008	38	38	0.2020	7.71	5288	44.8212%	Fecal		CFU/100 mL	200	283.2	86400	-	37,716.1
5439000	7/10/2009	38	38	0.2020	7.71	5288	44.8212%	Fecal		CFU/100 mL	200	283.2	86400	-	37,716.1
5439000	7/29/2011	38	38	0.2020	7.71	5288	44.8212%	Fecal		CFU/100 mL	200	283.2	86400	-	37,716.1
5439000	1/15/2017	38	38	0.2020	7.71	5288	44.8212%	Fecal		CFU/100 mL	200	283.2	86400	-	37,716.1
5439000	6/28/2017	38	38	0.2020	7.71	5288	44.8212%	Fecal		CFU/100 mL	200	283.2	86400	-	37,716.1
5439000	10/13/2001	37.9	37.9	0.2020	7.69	5321	45.1009%	Fecal		CFU/100 mL	200	283.2	86400	-	37,617.3
5439000	2/17/2002	37.9	37.9	0.2020	7.69	5321	45.1009%	Fecal		CFU/100 mL	200	283.2	86400	-	37,617.3
5439000	1/29/2006	37.9	37.9	0.2020	7.69	5321	45.1009%	Fecal		CFU/100 mL	200	283.2	86400	-	37,617.3
5439000	6/5/2010	37.9	37.9	0.2020	7.69	5321	45.1009%	Fecal		CFU/100 mL	200	283.2	86400	-	37,617.3
5439000	4/2/2012	37.9	37.9	0.2020	7.69	5321	45.1009%	Fecal		CFU/100 mL	200	283.2	86400	-	37,617.3
5439000	11/10/2017	37.9	37.9	0.2020	7.69	5321	45.1009%	Fecal		CFU/100 mL	200	283.2	86400	-	37,617.3
5439000	2/12/2002	37.8	37.8	0.2020	7.67	5327	45.1517%	Fecal		CFU/100 mL	200	283.2	86400	-	37,518.4
5439000	5/5/2004	37.8	37.8	0.2020	7.67	5327	45.1517%	Fecal		CFU/100 mL	200	283.2	86400	-	37,518.4
5439000	5/9/2006	37.8	37.8	0.2020	7.67	5327	45.1517%	Fecal		CFU/100 mL	200	283.2	86400	-	37,518.4
5439000	6/1/2006	37.8	37.8	0.2020	7.67	5327	45.1517%	Fecal		CFU/100 mL	200	283.2	86400	-	37,518.4
5439000	7/3/2006	37.8	37.8	0.2020	7.67	5327	45.1517%	Fecal		CFU/100 mL	200	283.2	86400	-	37,518.4
5439000	8/7/2014	37.8	37.8	0.2020	7.67	5327	45.1517%	Fecal		CFU/100 mL	200	283.2	86400	-	37,518.4
5439000	7/26/2016	37.8	37.8	0.2020	7.67	5327	45.1517%	Fecal		CFU/100 mL	200	283.2	86400	-	37,518.4
5439000	10/30/2016	37.7	37.7	0.2020	7.65	5334	45.2111%	Fecal		CFU/100 mL	200	283.2	86400	-	37,419.6
5439000	12/9/1993	37.6	37.6	0.2020	7.63	5335	45.2195%	Fecal		CFU/100 mL	200	283.2	86400	-	37,320.7
5439000	11/20/2009	37.6	37.6	0.2020	7.63	5335	45.2195%	Fecal		CFU/100 mL	200	283.2	86400	-	37,320.7
5439000	12/19/2009	37.6	37.6	0.2020	7.63	5335	45.2195%	Fecal		CFU/100 mL	200	283.2	86400	-	37,320.7
5439000	7/3/2011	37.6	37.6	0.2020	7.63	5335	45.2195%	Fecal		CFU/100 mL	200	283.2	86400	-	37,320.7
5439000	6/3/2012	37.5	37.5	0.2020	7.61	5339	45.2534%	Fecal		CFU/100 mL	200	283.2	86400	-	37,221.9
5439000	12/10/2016	37.5	37.5	0.2020	7.61	5339	45.2534%	Fecal		CFU/100 mL	200	283.2	86400	-	37,221.9
5439000	10/14/2001	37.4	37.4	0.2020	7.59	5341	45.2704%	Fecal		CFU/100 mL	200	283.2	86400	-	37,123.0
5439000	1/21/2007	37.4	37.4	0.2020	7.59	5341	45.2704%	Fecal		CFU/100 mL	200	283.2	86400	-	37,123.0
5439000	9/16/2007	37.4	37.4	0.2020	7.59	5341	45.2704%	Fecal		CFU/100 mL	200	283.2	86400	-	37,123.0
5439000	2/21/2013	37.4	37.4	0.2020	7.59	5341	45.2704%	Fecal		CFU/100 mL	200	283.2	86400	-	37,123.0
5439000	3/5/2022	37.4	37.4	0.1459	5.49	6173	52.3224%	Fecal		CFU/100 mL	200	283.2	86400	-	26,860.8
5439000	11/27/2001	37.3	37.3	0.2020	7.57	5345	45.3043%	Fecal		CFU/100 mL	200	283.2	86400	-	37,024.2
5439000	11/10/2008	37.3	37.3	0.2020	7.57	5345	45.3043%	Fecal		CFU/100 mL	200	283.2	86400	-	37,024.2
5439000	2/18/2012	37.3	37.3	0.2020	7.57	5345	45.3043%	Fecal		CFU/100 mL	200	283.2	86400	-	37,024.2
5439000	5/6/2012	37.3	37.3	0.2020	7.57	5345	45.3043%	Fecal		CFU/100 mL	200	283.2	86400	-	37,024.2
5439000	12/11/2016	37.3	37.3	0.2020	7.57	5345	45.3043%	Fecal		CFU/100 mL	200	283.2	86400	-	37,024.2
5439000	11/11/2017	37.3	37.3	0.2020	7.57	5345	45.3043%	Fecal		CFU/100 mL	200	283.2	86400	-	37,024.2
5439000	9/12/2020	37.3	37.3	0.2020	7.57	5345	45.3043%	Fecal		CFU/100 mL	200	283.2	86400	-	37,024.2
5439000	7/10/2008	37.2	37.2	0.2020	7.55	5352	45.3636%	Fecal		CFU/100 mL	200	283.2	86400	-	36,925.3
5439000	4/6/2015	37.2	37.2	0.2020	7.55	5352	45.3636%	Fecal		CFU/100 mL	200	283.2	86400	-	36,925.3
5439000	1/14/2017	37.2	37.2	0.2020	7.55	5352	45.3636%	Fecal		CFU/100 mL	200	283.2	86400	-	36,925.3
5439000	4/13/1994	37.1	37.1	0.2020	7.53	5355	45.3890%	Fecal		CFU/100 mL	200	283.2	86400	-	36,826.4
5439000	3/16/2004	37.1	37.1	0.2020	7.53	5355	45.3890%	Fecal		CFU/100 mL	200	283.2	86400	-	36,826.4
5439000	7/1/2006	37.1	37.1	0.2020	7.53	5355	45.3890%	Fecal		CFU/100 mL	200	283.2	86400	-	36,826.4
5439000	6/10/2007	37.1	37.1	0.2020	7.53	5355	45.3890%	Fecal		CFU/100 mL	200	283.2	86400	-	36,826.4
5439000	8/11/2010	37.1	37.1	0.2020	7.53	5355	45.3890%	Fecal		CFU/100 mL	200	283.2	86400	-	36,826.4
5439000	6/16/2021	37.1	37.1	0.2020	7.53	5355	45.3890%	Fecal		CFU/100 mL	200	283.2	86400	-	36,826.4
5439000	5/2/1990	37	37	0.2020	7.51	5361	45.4399%	Fecal		CFU/100 mL	200	283.2	86400	-	36,727.6
5439000	5/3/1990	37	37	0.2020	7.51	5361	45.4399%	Fecal		CFU/100 mL	200	283.2	86400	-	36,727.6
5439000	8/17/1990	37	37	0.2020	7.51	5361	45.4399%	Fecal		CFU/100 mL	200	283.2	86400	-	36,727.6
5439000	10/19/1990	37	37	0.2020	7.51	5361	45.4399%	Fecal		CFU/100 mL	200	283.2	86400	-	36,727.6
5439000	1/3/1991	37	37	0.2020	7.51	5361	45.4399%	Fecal		CFU/100 mL	200	283.2	86400	-	36,727.6
5439000	1/5/1991	37	37	0.2020	7.51	5361	45.4399%	Fecal		CFU/100 mL	200	283.2	86400	-	36,727.6
5439000	2/16/1992	37	37	0.2020	7.51	5361	45.4399%	Fecal		CFU/100 mL	200	283.2	86400	-	36,727.6
5439000	4/13/1992	37	37	0.2020	7.51	5361	45.4399%	Fecal		CFU/100 mL	200	283.2	86400	-	36,727.6
5439000	2/14/1993	37	37	0.2020	7.51	5361	45.4399%	Fecal		CFU/100 mL	200	283.2	86400	-	36,727.6
5439000	5/29/1993	37	37	0.2020	7.51	5361	45.4399%	Fecal		CFU/100 mL	200	283.2	86400	-	36,727.6

Gage ID	Date	Discharge (CFS)	Gage Discharge (less Surrogate NPDES) (CFS)	Watershed Area Ratio	Calculated flow (CFS)	Rank	Flow Exceedance %	Parameter	Results	Units (mg or micro_gram	Limit/Standard	100mL/CF	sec/day	Actual Load (million colonies/day)	Allowable Load (million colonies/day)
5439000	6/20/1994	37	37	0.2020	7.51	5361	45.4399%	Fecal		CFU/100 mL	200	283.2	86400	-	36,727.6
5439000	2/10/1995	37	37	0.2020	7.51	5361	45.4399%	Fecal		CFU/100 mL	200	283.2	86400	-	36,727.6
5439000	2/25/1995	37	37	0.2020	7.51	5361	45.4399%	Fecal		CFU/100 mL	200	283.2	86400	-	36,727.6
5439000	4/8/1995	37	37	0.2020	7.51	5361	45.4399%	Fecal		CFU/100 mL	200	283.2	86400	-	36,727.6
5439000	7/8/1995	37	37	0.2020	7.51	5361	45.4399%	Fecal		CFU/100 mL	200	283.2	86400	-	36,727.6
5439000	11/28/1995	37	37	0.2020	7.51	5361	45.4399%	Fecal		CFU/100 mL	200	283.2	86400	-	36,727.6
5439000	1/19/1996	37	37	0.2020	7.51	5361	45.4399%	Fecal		CFU/100 mL	200	283.2	86400	-	36,727.6
5439000	7/8/1996	37	37	0.2020	7.51	5361	45.4399%	Fecal		CFU/100 mL	200	283.2	86400	-	36,727.6
5439000	8/26/1996	37	37	0.2020	7.51	5361	45.4399%	Fecal		CFU/100 mL	200	283.2	86400	-	36,727.6
5439000	6/28/1997	37	37	0.2020	7.51	5361	45.4399%	Fecal		CFU/100 mL	200	283.2	86400	-	36,727.6
5439000	11/21/1998	37	37	0.2020	7.51	5361	45.4399%	Fecal		CFU/100 mL	200	283.2	86400	-	36,727.6
5439000	11/22/1998	37	37	0.2020	7.51	5361	45.4399%	Fecal		CFU/100 mL	200	283.2	86400	-	36,727.6
5439000	7/3/1999	37	37	0.2020	7.51	5361	45.4399%	Fecal		CFU/100 mL	200	283.2	86400	-	36,727.6
5439000	5/23/2000	37	37	0.2020	7.51	5361	45.4399%	Fecal		CFU/100 mL	200	283.2	86400	-	36,727.6
5439000	5/8/2001	37	37	0.2020	7.51	5361	45.4399%	Fecal		CFU/100 mL	200	283.2	86400	-	36,727.6
5439000	12/13/2001	37	37	0.2020	7.51	5361	45.4399%	Fecal		CFU/100 mL	200	283.2	86400	-	36,727.6
5439000	7/12/2009	37	37	0.2020	7.51	5361	45.4399%	Fecal		CFU/100 mL	200	283.2	86400	-	36,727.6
5439000	2/21/2012	37	37	0.2020	7.51	5361	45.4399%	Fecal		CFU/100 mL	200	283.2	86400	-	36,727.6
5439000	9/19/2015	37	37	0.2020	7.51	5361	45.4399%	Fecal		CFU/100 mL	200	283.2	86400	-	36,727.6
5439000	7/13/2019	37	37	0.2020	7.51	5361	45.4399%	Fecal		CFU/100 mL	200	283.2	86400	-	36,727.6
5439000	2/14/2002	36.9	36.9	0.2020	7.48	5391	45.6942%	Fecal		CFU/100 mL	200	283.2	86400	-	36,628.7
5439000	5/15/2007	36.9	36.9	0.2020	7.48	5391	45.6942%	Fecal		CFU/100 mL	200	283.2	86400	-	36,628.7
5439000	6/23/2008	36.9	36.9	0.2020	7.48	5391	45.6942%	Fecal		CFU/100 mL	200	283.2	86400	-	36,628.7
5439000	11/21/2011	36.9	36.9	0.2020	7.48	5391	45.6942%	Fecal		CFU/100 mL	200	283.2	86400	-	36,628.7
5439000	9/12/2014	36.9	36.9	0.2020	7.48	5391	45.6942%	Fecal		CFU/100 mL	200	283.2	86400	-	36,628.7
5439000	12/6/2017	36.9	36.9	0.2020	7.48	5391	45.6942%	Fecal		CFU/100 mL	200	283.2	86400	-	36,628.7
5439000	7/15/2013	36.8	36.8	0.2020	7.46	5397	45.7450%	Fecal		CFU/100 mL	200	283.2	86400	-	36,529.9
5439000	10/2/2018	36.8	36.8	0.2020	7.46	5397	45.7450%	Fecal		CFU/100 mL	200	283.2	86400	-	36,529.9
5439000	10/31/1993	36.7	36.7	0.2020	7.44	5399	45.7620%	Fecal		CFU/100 mL	200	283.2	86400	-	36,431.0
5439000	4/5/1994	36.7	36.7	0.2020	7.44	5399	45.7620%	Fecal		CFU/100 mL	200	283.2	86400	-	36,431.0
5439000	2/11/2002	36.7	36.7	0.2020	7.44	5399	45.7620%	Fecal		CFU/100 mL	200	283.2	86400	-	36,431.0
5439000	3/17/2004	36.7	36.7	0.2020	7.44	5399	45.7620%	Fecal		CFU/100 mL	200	283.2	86400	-	36,431.0
5439000	2/7/2010	36.7	36.7	0.2020	7.44	5399	45.7620%	Fecal		CFU/100 mL	200	283.2	86400	-	36,431.0
5439000	12/14/2003	36.6	36.6	0.2020	7.42	5404	45.8044%	Fecal		CFU/100 mL	200	283.2	86400	-	36,332.2
5439000	4/3/2005	36.6	36.6	0.2020	7.42	5404	45.8044%	Fecal		CFU/100 mL	200	283.2	86400	-	36,332.2
5439000	5/24/2021	36.6	36.6	0.2020	7.42	5404	45.8044%	Fecal		CFU/100 mL	200	283.2	86400	-	36,332.2
5439000	3/9/2022	36.6	36.6	0.1459	5.37	6238	52.8734%	Fecal		CFU/100 mL	200	283.2	86400	-	26,289.5
5439000	4/1/2005	36.5	36.5	0.2020	7.40	5407	45.8298%	Fecal		CFU/100 mL	200	283.2	86400	-	36,233.3
5439000	4/16/2006	36.5	36.5	0.2020	7.40	5407	45.8298%	Fecal		CFU/100 mL	200	283.2	86400	-	36,233.3
5439000	4/1/2018	36.5	36.5	0.2020	7.40	5407	45.8298%	Fecal		CFU/100 mL	200	283.2	86400	-	36,233.3
5439000	10/15/2018	36.5	36.5	0.2020	7.40	5407	45.8298%	Fecal		CFU/100 mL	200	283.2	86400	-	36,233.3
5439000	6/30/2004	36.4	36.4	0.2020	7.38	5411	45.8637%	Fecal		CFU/100 mL	200	283.2	86400	-	36,134.5
5439000	1/22/2007	36.4	36.4	0.2020	7.38	5411	45.8637%	Fecal		CFU/100 mL	200	283.2	86400	-	36,134.5
5439000	6/6/2010	36.4	36.4	0.2020	7.38	5411	45.8637%	Fecal		CFU/100 mL	200	283.2	86400	-	36,134.5
5439000	5/1/2012	36.4	36.4	0.2020	7.38	5411	45.8637%	Fecal		CFU/100 mL	200	283.2	86400	-	36,134.5
5439000	4/12/2004	36.3	36.3	0.2020	7.36	5415	45.8976%	Fecal		CFU/100 mL	200	283.2	86400	-	36,035.6
5439000	8/20/2016	36.3	36.3	0.2020	7.36	5415	45.8976%	Fecal		CFU/100 mL	200	283.2	86400	-	36,035.6
5439000	2/17/2017	36.3	36.3	0.2020	7.36	5415	45.8976%	Fecal		CFU/100 mL	200	283.2	86400	-	36,035.6
5439000	5/25/2021	36.3	36.3	0.2020	7.36	5415	45.8976%	Fecal		CFU/100 mL	200	283.2	86400	-	36,035.6
5439000	10/29/2001	36.2	36.2	0.2020	7.34	5419	45.9315%	Fecal		CFU/100 mL	200	283.2	86400	-	35,936.8
5439000	3/18/2004	36.2	36.2	0.2020	7.34	5419	45.9315%	Fecal		CFU/100 mL	200	283.2	86400	-	35,936.8
5439000	3/21/2018	36.2	36.2	0.2020	7.34	5419	45.9315%	Fecal		CFU/100 mL	200	283.2	86400	-	35,936.8
5439000	9/6/2019	36.2	36.2	0.2020	7.34	5419	45.9315%	Fecal		CFU/100 mL	200	283.2	86400	-	35,936.8
5439000	2/13/2002	36.1	36.1	0.2020	7.32	5423	45.9654%	Fecal		CFU/100 mL	200	283.2	86400	-	35,837.9
5439000	6/5/2003	36.1	36.1	0.2020	7.32	5423	45.9654%	Fecal		CFU/100 mL	200	283.2	86400	-	35,837.9
5439000	12/20/2012	36.1	36.1	0.2020	7.32	5423	45.9654%	Fecal		CFU/100 mL	200	283.2	86400	-	35,837.9
5439000	2/11/2016	36.1	36.1	0.2020	7.32	5423	45.9654%	Fecal		CFU/100 mL	200	283.2	86400	-	35,837.9
5439000	1/16/1990	36	36	0.2020	7.30	5427	45.9993%	Fecal		CFU/100 mL	200	283.2	86400	-	35,739.0
5439000	1/30/1990	36	36	0.2020	7.30	5427	45.9993%	Fecal		CFU/100 mL	200	283.2	86400	-	35,739.0
5439000	7/10/1990	36	36	0.2020	7.30	5427	45.9993%	Fecal		CFU/100 mL	200	283.2	86400	-	35,739.0
5439000	7/14/1990	36	36	0.2020	7.30	5427	45.9993%	Fecal		CFU/100 mL	200	283.2	86400	-	35,739.0
5439000	8/29/1990	36	36	0.2020	7.30	5427	45.9993%	Fecal		CFU/100 mL	200	283.2	86400	-	35,739.0
5439000	11/21/1990	36	36	0.2020	7.30	5427	45.9993%	Fecal		CFU/100 mL	200	283.2	86400	-	35,739.0
5439000	3/15/1991	36	36	0.2020	7.30	5427	45.9993%	Fecal		CFU/100 mL	200	283.2	86400	-	35,739.0
5439000	12/28/1991	36	36	0.2020	7.30	5427	45.9993%	Fecal		CFU/100 mL	200	283.2	86400	-	35,739.0
5439000	1/3/1992	36	36	0.2020	7.30	5427	45.9993%	Fecal		CFU/100 mL	200	283.2	86400	-	35,739.0
5439000	1/6/1992	36	36	0.2020	7.30	5427	45.9993%	Fecal		CFU/100 mL	200	283.2	86400	-	35,739.0
5439000	5/10/1992	36	36	0.2020	7.30	5427	45.9993%	Fecal		CFU/100 mL	200	283.2	86400	-	35,739.0
5439000	6/2/1993	36	36	0.2020	7.30	5427	45.9993%	Fecal		CFU/100 mL	200	283.2	86400	-	35,739.0
5439000	6/3/1993	36	36	0.2020	7.30	5427	45.9993%	Fecal		CFU/100 mL	200	283.2	86400	-	35,739.0
5439000	7/15/1993	36	36	0.2020	7.30	5427	45.9993%	Fecal		CFU/100 mL	200	283.2	86400	-	35,739.0
5439000	8/12/1993	36	36	0.2020	7.30	5427	45.9993%	Fecal		CFU/100 mL	200	283.2	86400	-	35,739.0
5439000	2/5/1995	36	36	0.2020	7.30	5427	45.9993%	Fecal		CFU/100 mL	200	283.2	86400	-	35,739.0
5439000	7/1/1995	36	36	0.2020	7.30	5427	45.9993%	Fecal		CFU/100 mL	200	283.2	86400	-	35,739.0
5439000	7/9/1995	36	36	0.2020	7.30	5427	45.9993%	Fecal		CFU/100 mL	200	283.2	86400	-	35,739.0
5439000	3/25/1996	36	36	0.2020	7.30	5427	45.9993%	Fecal		CFU/100 mL	200	283.2	86400	-	35,739.0
5439000	4/30/1996	36	36	0.2020	7.30	5427	45.9993%	Fecal		CFU/100 mL	200	283.2	86400	-	35,739.0
5439000	1/19/1998	36	36	0.2020	7.30	5427	45.9993%	Fecal		CFU/100 mL	200	283.2	86400	-	35,739.0
5439000	7/1/1998	36	36	0.2020	7.30	5427	45.9993%	Fecal		CFU/100 mL	200	283.2	86400	-	35,739.0
5439000	8/25/1998	36	36	0.2020	7.30	5427	45.9993%	Fecal		CFU/100 mL	200	283.2	86400	-	35,739.0
5439000	11/1/1998	36	36	0.2020	7.30	5427	45.9993%	Fecal		CFU/100 mL	200	283.2	86400	-	35,739.0
5439000	11/2/1998	36	36	0.2020	7.30	5427	45.9993%	Fecal		CFU/100 mL	200	283.2	86400	-	35,739.0
5439000	11/23/1998	36	36	0.2020	7.30	5427	45.9993%	Fecal		CFU/100 mL	200	283.2	86400	-	35,739.0
5439000	4/5/1999	36	36	0.2020	7.30	5427	45.9993%	Fecal		CFU/100 mL	200	283.2	86400	-	35,739.0
5439000	4/14/1999	36	36	0.2020	7.30	5427	45.9993%	Fecal		CFU/100 mL	200	283.2	86400	-	35,739.0
5439000	5/8/2000	36	36	0.2020	7.30	5427	45.9993%	Fecal		CFU/100 mL	200	283.2	86400	-	35,739.0
5439000	5/5/2001	36	36	0.2020	7.30	5427	45.9993%	Fecal		CFU/100 mL	200	283.2	86400	-	35,739.0
5439000	5/6/2001	36	36	0.2020	7.30	5427	45.9993%	Fecal		CFU/100 mL	200	283.2	86400	-	35,739.0
5439000	5/10/2001	36	36	0.2020	7.30	5427	45.9993%	Fecal		CFU/100 mL	200	283.2	86400	-	35,739.0
5439000	5/21/2001	36	36	0.2020	7.30	5427	45.9993%	Fecal		CFU/100 mL	200	283.2	86400	-	35,739.0
5439000	7/5/2004	36	36	0.2020	7.30	5427	45.9993%	Fecal		CFU/100 mL	200	283.2	86400	-	35,739.0
5439000	5/10/2006	36	36	0.2020	7.30	5427	45.9993%	Fecal		CFU/100 mL	200	283.2	86400	-	35,739.0
5439000	1/23/2008	36	36	0.2020	7.30	5427	45.9993%	Fecal		CFU/100 mL	200	283.2	86400	-	35,739.0
5439000	6/25/2008	36	36	0.2020	7.30	5427	45.9993%	Fecal		CFU/100 mL	200	283.2	86400	-	35,739.0
5439000	7/7/2009	36	36	0.2020	7.30	5427	45.9993%	Fecal		CFU/100 mL	200	283.2	86400	-	35,739.0
5439000	7/9/2009	36	36	0.2020	7.30	5427	45.9993%	Fecal		CFU/100 mL	200	283.2	86400	-	35,739.0
5439000	2/22/2012	36	36	0.2020	7.30	5427	45.9993%	Fecal		CFU/100 mL	200	283.2	86400	-	35,739.0
5439000	4/21/2012	36	36	0.2020	7.30	5427	45.9993%	Fecal		CFU/100 mL	200	283.2	86400	-	35,739.0
5439000	6/6/2018	36	36	0.2020	7.30	5427	45.9993%	Fecal		CFU/100 mL	200	283.2	86400	-	35,739.0
5439000	11/26/2018	36	36	0.2020	7.30	5427	45.9993%	Fecal		CFU/100 mL	200	283.2	86400	-	35,739.0
5439000	7/15/2019	36	36	0.2020	7.30	5427	45.9993%	Fecal		CFU/100 mL	200	283.2	86400	-	35,739.0
5439000	6/4/2021	36	36	0.2020	7.30	5427	45.9993%	Fecal		CFU/100 mL	200	283.2	86400	-	35,739.0
5439000	12/12/1993	35.9	35.9	0.2020	7.28	5472	46.3807%	Fecal		CFU/100 mL	200	283.2	86400	-	35,640.2
5439000	4/7/2006	35.9	35.9	0.2020	7.28	5472	46.3807%	Fecal		CFU/100 mL	200	283.2	86400	-	35,640.2
5439000	12/6/2006	35.9	35.9	0.2020	7.28	5472	46.3807%	Fecal		CFU/100 mL	200	283.2	86400	-	35,640.2
5439000	10/19/2008	35.9	35.9	0.2020	7.28	5472	46.3807%	Fecal		CFU/100 mL	200	283.2	86400	-	35,640.2
5439000	11/21/2009	35.9	35.9	0.2020	7.28	5472	46.3807%	Fecal		CFU/100 mL	200	283.2	86400	-	35,640.2
5439000	2/22/2004	35.8	35.8	0.2020	7.26	5477	46.4231%	Fecal		CFU/100 mL	200	283.2	86400	-	35,541.3
5439000	9/17/2007	35.8	35.8	0.2020	7.26	5477	46.4231%	Fecal		CFU/100 mL	200	283.2	86400	-	35,541.3
5439000	10/21/2008	35.8	35.8	0.2020	7.26	5477	46.4231%	Fecal		CFU/100 mL	200	283.2	86400	-	35,541.3
5439000	5/3/2010	35.8	35.8	0.2020	7.26	5477	46.4231%	Fecal		CFU/100 mL	200	283.2	86400	-	35,541.3
5439000	3/30/2018	35.8	35.8	0.2020	7.26	5477	46.4231%	Fecal		CFU/100 mL	200	283.2	86400	-	35,541.3
5439000	11/5/1993	35.7	35.7	0.2020	7.24	5482	46.4655%	Fecal		CFU/100 mL	200	283.2	86400	-	35,442.5
5439000	6/8/2003	35.7	35.7	0.2020	7.24	5482	46.4655%	Fecal		CFU/100 mL	200	283.2	86400	-	35,442.5
5439000	5/11/2005	35.7	35.7	0.2020	7.24	5482	46.4655%	Fecal		CFU/100 mL	200	283.2	86400	-	35,442.5
5439000	12/13/2007	35.7	35.7	0.2020	7.24	5482	46.4655%	Fecal		CFU/100 mL	200	283.2	86400	-	35,442.5
5439000	8/5/2008	35.7	35.7	0.2020	7.24	5482	46.4655%	Fecal		CFU/100 mL	200	283.2	86400	-	35,442.5
5439000	4/12/2014	35.7	35.7	0.2020	7.24	5482	46.4655%	Fecal		CFU/100 mL	200	283.2	86400	-	35,442.5
5439000	8/6/2017	35.7	35.7	0.2020	7.24	5482	46.4655%	Fecal		CFU/100 mL	200	283.2	86400	-	35,442.5
5439000	5/8/2008	35.6	35.6	0.2020	7.22	5489	46.5248%	Fecal		CFU/100 mL	200	283.2	86400	-	35,343.6
5439000	1/23/2010	35.6	35.6	0.2020	7.22	5489	46.5248%	Fecal		CFU/100 mL	200	283.2	86400	-	35,343.6
5439000	6/4/2010	35.6	35.6	0.2020	7.22	5489	46.5248%	Fecal		CFU/100 mL	200	283.2	86400	-	35,343.6
5439000	8/17/2017	35.6	35.6	0.2020	7.22	5489	46.5248%	Fecal		CFU/100 mL	200	283.2	86400	-	35,343.6
5439000	4/25/2021	35.6	35.6	0.2020	7.22	5489	46.5248%	Fecal		CFU/100 mL	200	283.2	86400	-	35,343.6
5439000	7/30/2010	35.5	35.5	0.2020	7.20	5494	46.5672%	Fecal		CFU/100 mL	200	283.2	86400	-	35,244.8

Gage ID	Date	Discharge (CFS)	Gage Discharge (less Surrogate NPDES) (CFS)	Watershed Area Ratio	Calculated flow (CFS)	Rank	Flow Exceedance %	Parameter	Results	Units (mg or micro_gram	Limit/Standard	100mL/CF	sec/day	Actual Load (million colonies/day)	Allowable Load (million colonies/day)
5439000	5/3/2014	35.5	35.5	0.2020	7.20	5494	46.5672%	Fecal		CFU/100 mL	200	283.2	86400	-	35,244.8
5439000	2/20/2017	35.5	35.5	0.2020	7.20	5494	46.5672%	Fecal		CFU/100 mL	200	283.2	86400	-	35,244.8
5439000	3/22/2017	35.5	35.5	0.2020	7.20	5494	46.5672%	Fecal		CFU/100 mL	200	283.2	86400	-	35,244.8
5439000	6/28/2002	35.4	35.4	0.2020	7.18	5498	46.6011%	Fecal		CFU/100 mL	200	283.2	86400	-	35,145.9
5439000	8/13/2002	35.4	35.4	0.2020	7.18	5498	46.6011%	Fecal		CFU/100 mL	200	283.2	86400	-	35,145.9
5439000	4/4/2005	35.4	35.4	0.2020	7.18	5498	46.6011%	Fecal		CFU/100 mL	200	283.2	86400	-	35,145.9
5439000	1/21/2009	35.4	35.4	0.2020	7.18	5498	46.6011%	Fecal		CFU/100 mL	200	283.2	86400	-	35,145.9
5439000	1/22/2009	35.4	35.4	0.2020	7.18	5498	46.6011%	Fecal		CFU/100 mL	200	283.2	86400	-	35,145.9
5439000	8/28/2016	35.4	35.4	0.2020	7.18	5498	46.6011%	Fecal		CFU/100 mL	200	283.2	86400	-	35,145.9
5439000	11/8/2016	35.4	35.4	0.2020	7.18	5498	46.6011%	Fecal		CFU/100 mL	200	283.2	86400	-	35,145.9
5439000	3/19/2004	35.3	35.3	0.2020	7.16	5505	46.6605%	Fecal		CFU/100 mL	200	283.2	86400	-	35,047.1
5439000	4/15/1994	35.2	35.2	0.2020	7.14	5506	46.6689%	Fecal		CFU/100 mL	200	283.2	86400	-	34,948.2
5439000	10/23/2004	35.2	35.2	0.2020	7.14	5506	46.6689%	Fecal		CFU/100 mL	200	283.2	86400	-	34,948.2
5439000	3/15/2005	35.2	35.2	0.2020	7.14	5506	46.6689%	Fecal		CFU/100 mL	200	283.2	86400	-	34,948.2
5439000	6/2/2006	35.2	35.2	0.2020	7.14	5506	46.6689%	Fecal		CFU/100 mL	200	283.2	86400	-	34,948.2
5439000	5/28/2013	35.2	35.2	0.2020	7.14	5506	46.6689%	Fecal		CFU/100 mL	200	283.2	86400	-	34,948.2
5439000	4/1/2015	35.2	35.2	0.2020	7.14	5506	46.6689%	Fecal		CFU/100 mL	200	283.2	86400	-	34,948.2
5439000	1/28/2018	35.2	35.2	0.2020	7.14	5506	46.6689%	Fecal		CFU/100 mL	200	283.2	86400	-	34,948.2
5439000	5/4/2008	35.1	35.1	0.2020	7.12	5513	46.7283%	Fecal		CFU/100 mL	200	283.2	86400	-	34,849.4
5439000	2/16/2017	35.1	35.1	0.2020	7.12	5513	46.7283%	Fecal		CFU/100 mL	200	283.2	86400	-	34,849.4
5439000	3/23/2017	35.1	35.1	0.2020	7.12	5513	46.7283%	Fecal		CFU/100 mL	200	283.2	86400	-	34,849.4
5439000	1/5/1990	35	35	0.2020	7.10	5516	46.7537%	Fecal		CFU/100 mL	200	283.2	86400	-	34,750.5
5439000	8/7/1990	35	35	0.2020	7.10	5516	46.7537%	Fecal		CFU/100 mL	200	283.2	86400	-	34,750.5
5439000	11/17/1990	35	35	0.2020	7.10	5516	46.7537%	Fecal		CFU/100 mL	200	283.2	86400	-	34,750.5
5439000	6/19/1991	35	35	0.2020	7.10	5516	46.7537%	Fecal		CFU/100 mL	200	283.2	86400	-	34,750.5
5439000	11/2/1991	35	35	0.2020	7.10	5516	46.7537%	Fecal		CFU/100 mL	200	283.2	86400	-	34,750.5
5439000	11/16/1991	35	35	0.2020	7.10	5516	46.7537%	Fecal		CFU/100 mL	200	283.2	86400	-	34,750.5
5439000	2/4/1992	35	35	0.2020	7.10	5516	46.7537%	Fecal		CFU/100 mL	200	283.2	86400	-	34,750.5
5439000	5/11/1992	35	35	0.2020	7.10	5516	46.7537%	Fecal		CFU/100 mL	200	283.2	86400	-	34,750.5
5439000	5/13/1992	35	35	0.2020	7.10	5516	46.7537%	Fecal		CFU/100 mL	200	283.2	86400	-	34,750.5
5439000	9/14/1992	35	35	0.2020	7.10	5516	46.7537%	Fecal		CFU/100 mL	200	283.2	86400	-	34,750.5
5439000	2/20/1993	35	35	0.2020	7.10	5516	46.7537%	Fecal		CFU/100 mL	200	283.2	86400	-	34,750.5
5439000	6/1/1993	35	35	0.2020	7.10	5516	46.7537%	Fecal		CFU/100 mL	200	283.2	86400	-	34,750.5
5439000	1/3/1994	35	35	0.2020	7.10	5516	46.7537%	Fecal		CFU/100 mL	200	283.2	86400	-	34,750.5
5439000	7/8/1994	35	35	0.2020	7.10	5516	46.7537%	Fecal		CFU/100 mL	200	283.2	86400	-	34,750.5
5439000	2/11/1995	35	35	0.2020	7.10	5516	46.7537%	Fecal		CFU/100 mL	200	283.2	86400	-	34,750.5
5439000	2/12/1995	35	35	0.2020	7.10	5516	46.7537%	Fecal		CFU/100 mL	200	283.2	86400	-	34,750.5
5439000	4/29/1997	35	35	0.2020	7.10	5516	46.7537%	Fecal		CFU/100 mL	200	283.2	86400	-	34,750.5
5439000	4/12/1999	35	35	0.2020	7.10	5516	46.7537%	Fecal		CFU/100 mL	200	283.2	86400	-	34,750.5
5439000	4/13/1999	35	35	0.2020	7.10	5516	46.7537%	Fecal		CFU/100 mL	200	283.2	86400	-	34,750.5
5439000	5/5/2000	35	35	0.2020	7.10	5516	46.7537%	Fecal		CFU/100 mL	200	283.2	86400	-	34,750.5
5439000	7/19/2000	35	35	0.2020	7.10	5516	46.7537%	Fecal		CFU/100 mL	200	283.2	86400	-	34,750.5
5439000	5/29/2001	35	35	0.2020	7.10	5516	46.7537%	Fecal		CFU/100 mL	200	283.2	86400	-	34,750.5
5439000	9/23/2001	35	35	0.2020	7.10	5516	46.7537%	Fecal		CFU/100 mL	200	283.2	86400	-	34,750.5
5439000	1/20/2005	35	35	0.2020	7.10	5516	46.7537%	Fecal		CFU/100 mL	200	283.2	86400	-	34,750.5
5439000	1/1/2008	35	35	0.2020	7.10	5516	46.7537%	Fecal		CFU/100 mL	200	283.2	86400	-	34,750.5
5439000	1/24/2008	35	35	0.2020	7.10	5516	46.7537%	Fecal		CFU/100 mL	200	283.2	86400	-	34,750.5
5439000	1/26/2008	35	35	0.2020	7.10	5516	46.7537%	Fecal		CFU/100 mL	200	283.2	86400	-	34,750.5
5439000	8/19/2009	35	35	0.2020	7.10	5516	46.7537%	Fecal		CFU/100 mL	200	283.2	86400	-	34,750.5
5439000	2/15/2011	35	35	0.2020	7.10	5516	46.7537%	Fecal		CFU/100 mL	200	283.2	86400	-	34,750.5
5439000	5/25/2012	35	35	0.2020	7.10	5516	46.7537%	Fecal		CFU/100 mL	200	283.2	86400	-	34,750.5
5439000	2/1/2013	35	35	0.2020	7.10	5516	46.7537%	Fecal		CFU/100 mL	200	283.2	86400	-	34,750.5
5439000	10/26/2016	35	35	0.2020	7.10	5516	46.7537%	Fecal		CFU/100 mL	200	283.2	86400	-	34,750.5
5439000	2/20/2020	35	35	0.2020	7.10	5516	46.7537%	Fecal		CFU/100 mL	200	283.2	86400	-	34,750.5
5439000	2/21/2020	35	35	0.2020	7.10	5516	46.7537%	Fecal		CFU/100 mL	200	283.2	86400	-	34,750.5
5439000	6/30/2020	35	35	0.2020	7.10	5516	46.7537%	Fecal		CFU/100 mL	200	283.2	86400	-	34,750.5
5439000	12/10/2004	34.9	34.9	0.2020	7.08	5551	47.0503%	Fecal		CFU/100 mL	200	283.2	86400	-	34,651.6
5439000	4/5/2005	34.9	34.9	0.2020	7.08	5551	47.0503%	Fecal		CFU/100 mL	200	283.2	86400	-	34,651.6
5439000	6/28/2007	34.9	34.9	0.2020	7.08	5551	47.0503%	Fecal		CFU/100 mL	200	283.2	86400	-	34,651.6
5439000	4/22/2012	34.9	34.9	0.2020	7.08	5551	47.0503%	Fecal		CFU/100 mL	200	283.2	86400	-	34,651.6
5439000	4/27/2021	34.9	34.9	0.2020	7.08	5551	47.0503%	Fecal		CFU/100 mL	200	283.2	86400	-	34,651.6
5439000	11/27/1993	34.8	34.8	0.2020	7.06	5556	47.0927%	Fecal		CFU/100 mL	200	283.2	86400	-	34,552.8
5439000	3/19/2005	34.8	34.8	0.2020	7.06	5556	47.0927%	Fecal		CFU/100 mL	200	283.2	86400	-	34,552.8
5439000	6/21/2007	34.8	34.8	0.2020	7.06	5556	47.0927%	Fecal		CFU/100 mL	200	283.2	86400	-	34,552.8
5439000	5/5/2012	34.8	34.8	0.2020	7.06	5556	47.0927%	Fecal		CFU/100 mL	200	283.2	86400	-	34,552.8
5439000	6/4/2012	34.8	34.8	0.2020	7.06	5556	47.0927%	Fecal		CFU/100 mL	200	283.2	86400	-	34,552.8
5439000	5/16/2014	34.8	34.8	0.2020	7.06	5556	47.0927%	Fecal		CFU/100 mL	200	283.2	86400	-	34,552.8
5439000	10/14/2014	34.8	34.8	0.2020	7.06	5556	47.0927%	Fecal		CFU/100 mL	200	283.2	86400	-	34,552.8
5439000	12/20/2019	34.8	34.8	0.2020	7.06	5556	47.0927%	Fecal		CFU/100 mL	200	283.2	86400	-	34,552.8
5439000	3/17/2005	34.7	34.7	0.2020	7.04	5564	47.1605%	Fecal		CFU/100 mL	200	283.2	86400	-	34,453.9
5439000	5/12/2005	34.7	34.7	0.2020	7.04	5564	47.1605%	Fecal		CFU/100 mL	200	283.2	86400	-	34,453.9
5439000	4/23/2006	34.7	34.7	0.2020	7.04	5564	47.1605%	Fecal		CFU/100 mL	200	283.2	86400	-	34,453.9
5439000	6/19/2006	34.7	34.7	0.2020	7.04	5564	47.1605%	Fecal		CFU/100 mL	200	283.2	86400	-	34,453.9
5439000	5/16/2007	34.7	34.7	0.2020	7.04	5564	47.1605%	Fecal		CFU/100 mL	200	283.2	86400	-	34,453.9
5439000	2/18/2017	34.7	34.7	0.2020	7.04	5564	47.1605%	Fecal		CFU/100 mL	200	283.2	86400	-	34,453.9
5439000	6/26/2017	34.7	34.7	0.2020	7.04	5564	47.1605%	Fecal		CFU/100 mL	200	283.2	86400	-	34,453.9
5439000	2/28/2021	34.7	34.7	0.2020	7.04	5564	47.1605%	Fecal		CFU/100 mL	200	283.2	86400	-	34,453.9
5439000	4/13/2004	34.6	34.6	0.2020	7.02	5572	47.2283%	Fecal		CFU/100 mL	200	283.2	86400	-	34,355.1
5439000	5/6/2004	34.6	34.6	0.2020	7.02	5572	47.2283%	Fecal		CFU/100 mL	200	283.2	86400	-	34,355.1
5439000	7/4/2011	34.6	34.6	0.2020	7.02	5572	47.2283%	Fecal		CFU/100 mL	200	283.2	86400	-	34,355.1
5439000	5/2/2012	34.6	34.6	0.2020	7.02	5572	47.2283%	Fecal		CFU/100 mL	200	283.2	86400	-	34,355.1
5439000	4/3/2013	34.6	34.6	0.2020	7.02	5572	47.2283%	Fecal		CFU/100 mL	200	283.2	86400	-	34,355.1
5439000	4/17/2018	34.6	34.6	0.2020	7.02	5572	47.2283%	Fecal		CFU/100 mL	200	283.2	86400	-	34,355.1
5439000	2/18/2002	34.5	34.5	0.2020	7.00	5578	47.2792%	Fecal		CFU/100 mL	200	283.2	86400	-	34,256.2
5439000	3/16/2005	34.5	34.5	0.2020	7.00	5578	47.2792%	Fecal		CFU/100 mL	200	283.2	86400	-	34,256.2
5439000	7/19/2012	34.5	34.5	0.2020	7.00	5578	47.2792%	Fecal		CFU/100 mL	200	283.2	86400	-	34,256.2
5439000	5/24/2014	34.5	34.5	0.2020	7.00	5578	47.2792%	Fecal		CFU/100 mL	200	283.2	86400	-	34,256.2
5439000	1/13/2017	34.5	34.5	0.2020	7.00	5578	47.2792%	Fecal		CFU/100 mL	200	283.2	86400	-	34,256.2
5439000	11/4/1993	34.4	34.4	0.2020	6.98	5583	47.3216%	Fecal		CFU/100 mL	200	283.2	86400	-	34,157.4
5439000	2/9/2010	34.4	34.4	0.2020	6.98	5583	47.3216%	Fecal		CFU/100 mL	200	283.2	86400	-	34,157.4
5439000	6/8/2010	34.4	34.4	0.2020	6.98	5583	47.3216%	Fecal		CFU/100 mL	200	283.2	86400	-	34,157.4
5439000	10/27/2016	34.4	34.4	0.2020	6.98	5583	47.3216%	Fecal		CFU/100 mL	200	283.2	86400	-	34,157.4
5439000	7/16/2018	34.4	34.4	0.2020	6.98	5583	47.3216%	Fecal		CFU/100 mL	200	283.2	86400	-	34,157.4
5439000	6/6/2003	34.3	34.3	0.2020	6.96	5588	47.3640%	Fecal		CFU/100 mL	200	283.2	86400	-	34,058.5
5439000	7/1/2004	34.3	34.3	0.2020	6.96	5588	47.3640%	Fecal		CFU/100 mL	200	283.2	86400	-	34,058.5
5439000	2/19/2012	34.3	34.3	0.2020	6.96	5588	47.3640%	Fecal		CFU/100 mL	200	283.2	86400	-	34,058.5
5439000	11/3/1993	34.2	34.2	0.2020	6.94	5591	47.3894%	Fecal		CFU/100 mL	200	283.2	86400	-	33,959.7
5439000	11/22/2009	34.2	34.2	0.2020	6.94	5591	47.3894%	Fecal		CFU/100 mL	200	283.2	86400	-	33,959.7
5439000	1/17/2010	34.2	34.2	0.2020	6.94	5591	47.3894%	Fecal		CFU/100 mL	200	283.2	86400	-	33,959.7
5439000	2/8/2010	34.2	34.2	0.2020	6.94	5591	47.3894%	Fecal		CFU/100 mL	200	283.2	86400	-	33,959.7
5439000	7/13/2020	34.2	34.2	0.2020	6.94	5591	47.3894%	Fecal		CFU/100 mL	200	283.2	86400	-	33,959.7
5439000	6/22/2006	34.1	34.1	0.2020	6.92	5596	47.4318%	Fecal		CFU/100 mL	200	283.2	86400	-	33,860.8
5439000	4/25/2014	34.1	34.1	0.2020	6.92	5596	47.4318%	Fecal		CFU/100 mL	200	283.2	86400	-	33,860.8
5439000	4/2/2018	34.1	34.1	0.2020	6.92	5596	47.4318%	Fecal		CFU/100 mL	200	283.2	86400	-	33,860.8
5439000	7/22/2021	34.1	34.1	0.2020	6.92	5596	47.4318%	Fecal		CFU/100 mL	200	283.2	86400	-	33,860.8
5439000	1/20/1990	34	34	0.2020	6.90	5600	47.4657%	Fecal		CFU/100 mL	200	283.2	86400	-	33,762.0
5439000	7/12/1990	34	34	0.2020	6.90	5600	47.4657%	Fecal		CFU/100 mL	200	283.2	86400	-	33,762.0
5439000	7/26/1990	34	34	0.2020	6.90	5600	47.4657%	Fecal		CFU/100 mL	200	283.2	86400	-	33,762.0
5439000	11/18/1990	34	34	0.2020	6.90	5600	47.4657%	Fecal		CFU/100 mL	200	283.2	86400	-	33,762.0
5439000	11/19/1990	34	34	0.2020	6.90	5600	47.4657%	Fecal		CFU/100 mL	200	283.2	86400	-	33,762.0
5439000	1/4/1991	34	34	0.2020	6.90	5600	47.4657%	Fecal		CFU/100 mL	200	283.2	86400	-	33,762.0
5439000	2/26/1991	34	34	0.2020	6.90	5600	47.4657%	Fecal		CFU/100 mL	200	283.2	86400	-	33,762.0
5439000	11/22/1991	34	34	0.2020	6.90	5600	47.4657%	Fecal		CFU/100 mL	200	283.2	86400	-	33,762.0
5439000	12/27/1991	34	34	0.2020	6.90	5600	47.4657%	Fecal		CFU/100 mL	200	283.2	86400	-	33,762.0
5439000	1/2/1992	34	34	0.2020	6.90	5600	47.4657%	Fecal		CFU/100 mL	200	283.2	86400	-	33,762.0
5439000	2/2/1992	34	34	0.2020	6.90	5600	47.4657%	Fecal		CFU/100 mL	200	283.2	86400	-	33,762.0
5439000	2/12/1992	34	34	0.2020	6.90	5600	47.4657%	Fecal		CFU/100 mL	200	283.2	86400	-	33,762.0
5439000	4/7/1992	34	34	0.2020	6.90	5600	47.4657%	Fecal		CFU/100 mL	200	283.2	86400	-	33,762.0
5439000	7/18/1992	34	34	0.2020	6.90	5600	47.4657%	Fecal		CFU/100 mL	200	283.2	86400	-	33,762.0
5439000	9/15/1992	34	34	0.2020	6.90	5600	47.4657%	Fecal		CFU/100 mL	200	283.2	86400	-	33,762.0
5439000	11/1/1992	34	34	0.2020	6.90	5600	47.4657%	Fecal		CFU/100 mL	200	283.2	86400	-	33,762.0
5439000	2/18/1993	34	34	0.2020	6.90	5600	47.4657%	Fecal		CFU/100 mL	200	283.2	86400	-	33,762.0
5439000	2/21/1993	34	34	0.2020	6.90	5600	47.4657%	Fecal		CFU/100 mL	200	283.2	86400	-	33,762.0
5439000	8/7/1993	34	34	0.2020	6.90	5600	47.4657%	Fecal		CFU/100 mL	200	283.2	86400	-	33,762.0
5439000	12/7/1995	34	34	0.2020	6.90	5600	47.4657%	Fecal		CFU/100 mL	200	283.2	86400	-	33,762.0

Gage ID	Date	Discharge (CFS)	Gage Discharge (less Surrogate NPDES) (CFS)	Watershed Area Ratio	Calculated flow (CFS)	Rank	Flow Exceedance %	Parameter	Results	Units (mg or micro_gram	Limit/Standard	100mL/CF	sec/day	Actual Load (million colonies/day)	Allowable Load (million colonies/day)
5439000	5/1/1996	34	34	0.2020	6.90	5600	47.4657%	Fecal		CFU/100 mL	200	283.2	86400	-	33,762.0
5439000	8/27/1996	34	34	0.2020	6.90	5600	47.4657%	Fecal		CFU/100 mL	200	283.2	86400	-	33,762.0
5439000	6/14/1997	34	34	0.2020	6.90	5600	47.4657%	Fecal		CFU/100 mL	200	283.2	86400	-	33,762.0
5439000	7/14/1998	34	34	0.2020	6.90	5600	47.4657%	Fecal		CFU/100 mL	200	283.2	86400	-	33,762.0
5439000	7/19/1998	34	34	0.2020	6.90	5600	47.4657%	Fecal		CFU/100 mL	200	283.2	86400	-	33,762.0
5439000	12/20/1998	34	34	0.2020	6.90	5600	47.4657%	Fecal		CFU/100 mL	200	283.2	86400	-	33,762.0
5439000	3/10/2000	34	34	0.2020	6.90	5600	47.4657%	Fecal		CFU/100 mL	200	283.2	86400	-	33,762.0
5439000	5/6/2000	34	34	0.2020	6.90	5600	47.4657%	Fecal		CFU/100 mL	200	283.2	86400	-	33,762.0
5439000	5/7/2000	34	34	0.2020	6.90	5600	47.4657%	Fecal		CFU/100 mL	200	283.2	86400	-	33,762.0
5439000	11/15/2000	34	34	0.2020	6.90	5600	47.4657%	Fecal		CFU/100 mL	200	283.2	86400	-	33,762.0
5439000	2/7/2001	34	34	0.2020	6.90	5600	47.4657%	Fecal		CFU/100 mL	200	283.2	86400	-	33,762.0
5439000	5/12/2001	34	34	0.2020	6.90	5600	47.4657%	Fecal		CFU/100 mL	200	283.2	86400	-	33,762.0
5439000	6/24/2001	34	34	0.2020	6.90	5600	47.4657%	Fecal		CFU/100 mL	200	283.2	86400	-	33,762.0
5439000	1/25/2008	34	34	0.2020	6.90	5600	47.4657%	Fecal		CFU/100 mL	200	283.2	86400	-	33,762.0
5439000	1/27/2008	34	34	0.2020	6.90	5600	47.4657%	Fecal		CFU/100 mL	200	283.2	86400	-	33,762.0
5439000	6/24/2020	34	34	0.2020	6.90	5600	47.4657%	Fecal		CFU/100 mL	200	283.2	86400	-	33,762.0
5439000	11/1/1993	33.9	33.9	0.2020	6.88	5636	47.7708%	Fecal		CFU/100 mL	200	283.2	86400	-	33,663.1
5439000	2/15/2008	33.9	33.9	0.2020	6.88	5636	47.7708%	Fecal		CFU/100 mL	200	283.2	86400	-	33,663.1
5439000	4/7/2015	33.9	33.9	0.2020	6.88	5636	47.7708%	Fecal		CFU/100 mL	200	283.2	86400	-	33,663.1
5439000	11/8/2018	33.9	33.9	0.2020	6.88	5636	47.7708%	Fecal		CFU/100 mL	200	283.2	86400	-	33,663.1
5439000	6/7/2003	33.8	33.8	0.2020	6.86	5640	47.8047%	Fecal		CFU/100 mL	200	283.2	86400	-	33,564.2
5439000	7/11/2010	33.8	33.8	0.2020	6.86	5640	47.8047%	Fecal		CFU/100 mL	200	283.2	86400	-	33,564.2
5439000	12/12/2016	33.8	33.8	0.2020	6.86	5640	47.8047%	Fecal		CFU/100 mL	200	283.2	86400	-	33,564.2
5439000	7/12/2017	33.8	33.8	0.2020	6.86	5640	47.8047%	Fecal		CFU/100 mL	200	283.2	86400	-	33,564.2
5439000	1/30/2018	33.8	33.8	0.2020	6.86	5640	47.8047%	Fecal		CFU/100 mL	200	283.2	86400	-	33,564.2
5439000	7/27/2015	33.7	33.7	0.2020	6.84	5645	47.8471%	Fecal		CFU/100 mL	200	283.2	86400	-	33,465.4
5439000	7/2/2016	33.7	33.7	0.2020	6.84	5645	47.8471%	Fecal		CFU/100 mL	200	283.2	86400	-	33,465.4
5439000	4/26/2021	33.7	33.7	0.2020	6.84	5645	47.8471%	Fecal		CFU/100 mL	200	283.2	86400	-	33,465.4
5439000	11/6/1993	33.6	33.6	0.2020	6.82	5648	47.8725%	Fecal		CFU/100 mL	200	283.2	86400	-	33,366.5
5439000	5/5/2008	33.6	33.6	0.2020	6.82	5648	47.8725%	Fecal		CFU/100 mL	200	283.2	86400	-	33,366.5
5439000	6/9/2010	33.6	33.6	0.2020	6.82	5648	47.8725%	Fecal		CFU/100 mL	200	283.2	86400	-	33,366.5
5439000	8/14/2010	33.6	33.6	0.2020	6.82	5648	47.8725%	Fecal		CFU/100 mL	200	283.2	86400	-	33,366.5
5439000	3/18/2005	33.5	33.5	0.2020	6.80	5652	47.9064%	Fecal		CFU/100 mL	200	283.2	86400	-	33,267.7
5439000	9/18/2007	33.5	33.5	0.2020	6.80	5652	47.9064%	Fecal		CFU/100 mL	200	283.2	86400	-	33,267.7
5439000	2/19/2017	33.5	33.5	0.2020	6.80	5652	47.9064%	Fecal		CFU/100 mL	200	283.2	86400	-	33,267.7
5439000	11/30/2001	33.4	33.4	0.2020	6.78	5655	47.9319%	Fecal		CFU/100 mL	200	283.2	86400	-	33,168.8
5439000	5/4/2010	33.4	33.4	0.2020	6.78	5655	47.9319%	Fecal		CFU/100 mL	200	283.2	86400	-	33,168.8
5439000	7/9/2010	33.4	33.4	0.2020	6.78	5655	47.9319%	Fecal		CFU/100 mL	200	283.2	86400	-	33,168.8
5439000	8/19/2016	33.4	33.4	0.2020	6.78	5655	47.9319%	Fecal		CFU/100 mL	200	283.2	86400	-	33,168.8
5439000	11/25/2018	33.4	33.4	0.2020	6.78	5655	47.9319%	Fecal		CFU/100 mL	200	283.2	86400	-	33,168.8
5439000	11/12/1993	33.3	33.3	0.2020	6.76	5660	47.9742%	Fecal		CFU/100 mL	200	283.2	86400	-	33,070.0
5439000	8/20/2005	33.3	33.3	0.2020	6.76	5660	47.9742%	Fecal		CFU/100 mL	200	283.2	86400	-	33,070.0
5439000	11/26/2008	33.3	33.3	0.2020	6.76	5660	47.9742%	Fecal		CFU/100 mL	200	283.2	86400	-	33,070.0
5439000	1/18/2010	33.3	33.3	0.2020	6.76	5660	47.9742%	Fecal		CFU/100 mL	200	283.2	86400	-	33,070.0
5439000	5/29/2012	33.3	33.3	0.2020	6.76	5660	47.9742%	Fecal		CFU/100 mL	200	283.2	86400	-	33,070.0
5439000	4/24/2012	33.2	33.2	0.2020	6.74	5665	48.0166%	Fecal		CFU/100 mL	200	283.2	86400	-	32,971.1
5439000	12/9/2017	33.2	33.2	0.2020	6.74	5665	48.0166%	Fecal		CFU/100 mL	200	283.2	86400	-	32,971.1
5439000	11/26/2014	33.1	33.1	0.2020	6.72	5667	48.0336%	Fecal		CFU/100 mL	200	283.2	86400	-	32,872.3
5439000	7/20/2018	33.1	33.1	0.2020	6.72	5667	48.0336%	Fecal		CFU/100 mL	200	283.2	86400	-	32,872.3
5439000	8/15/1990	33	33	0.2020	6.70	5669	48.0505%	Fecal		CFU/100 mL	200	283.2	86400	-	32,773.4
5439000	1/6/1991	33	33	0.2020	6.70	5669	48.0505%	Fecal		CFU/100 mL	200	283.2	86400	-	32,773.4
5439000	2/25/1991	33	33	0.2020	6.70	5669	48.0505%	Fecal		CFU/100 mL	200	283.2	86400	-	32,773.4
5439000	3/10/1991	33	33	0.2020	6.70	5669	48.0505%	Fecal		CFU/100 mL	200	283.2	86400	-	32,773.4
5439000	3/12/1991	33	33	0.2020	6.70	5669	48.0505%	Fecal		CFU/100 mL	200	283.2	86400	-	32,773.4
5439000	6/20/1991	33	33	0.2020	6.70	5669	48.0505%	Fecal		CFU/100 mL	200	283.2	86400	-	32,773.4
5439000	11/15/1991	33	33	0.2020	6.70	5669	48.0505%	Fecal		CFU/100 mL	200	283.2	86400	-	32,773.4
5439000	1/4/1992	33	33	0.2020	6.70	5669	48.0505%	Fecal		CFU/100 mL	200	283.2	86400	-	32,773.4
5439000	1/7/1992	33	33	0.2020	6.70	5669	48.0505%	Fecal		CFU/100 mL	200	283.2	86400	-	32,773.4
5439000	2/6/1992	33	33	0.2020	6.70	5669	48.0505%	Fecal		CFU/100 mL	200	283.2	86400	-	32,773.4
5439000	2/22/1993	33	33	0.2020	6.70	5669	48.0505%	Fecal		CFU/100 mL	200	283.2	86400	-	32,773.4
5439000	7/16/1993	33	33	0.2020	6.70	5669	48.0505%	Fecal		CFU/100 mL	200	283.2	86400	-	32,773.4
5439000	11/2/1993	33	33	0.2020	6.70	5669	48.0505%	Fecal		CFU/100 mL	200	283.2	86400	-	32,773.4
5439000	11/28/1993	33	33	0.2020	6.70	5669	48.0505%	Fecal		CFU/100 mL	200	283.2	86400	-	32,773.4
5439000	2/13/1995	33	33	0.2020	6.70	5669	48.0505%	Fecal		CFU/100 mL	200	283.2	86400	-	32,773.4
5439000	4/29/1996	33	33	0.2020	6.70	5669	48.0505%	Fecal		CFU/100 mL	200	283.2	86400	-	32,773.4
5439000	6/7/1997	33	33	0.2020	6.70	5669	48.0505%	Fecal		CFU/100 mL	200	283.2	86400	-	32,773.4
5439000	11/3/1998	33	33	0.2020	6.70	5669	48.0505%	Fecal		CFU/100 mL	200	283.2	86400	-	32,773.4
5439000	11/25/1998	33	33	0.2020	6.70	5669	48.0505%	Fecal		CFU/100 mL	200	283.2	86400	-	32,773.4
5439000	11/30/1998	33	33	0.2020	6.70	5669	48.0505%	Fecal		CFU/100 mL	200	283.2	86400	-	32,773.4
5439000	4/7/1999	33	33	0.2020	6.70	5669	48.0505%	Fecal		CFU/100 mL	200	283.2	86400	-	32,773.4
5439000	7/4/1999	33	33	0.2020	6.70	5669	48.0505%	Fecal		CFU/100 mL	200	283.2	86400	-	32,773.4
5439000	3/11/2000	33	33	0.2020	6.70	5669	48.0505%	Fecal		CFU/100 mL	200	283.2	86400	-	32,773.4
5439000	3/20/2000	33	33	0.2020	6.70	5669	48.0505%	Fecal		CFU/100 mL	200	283.2	86400	-	32,773.4
5439000	5/24/2000	33	33	0.2020	6.70	5669	48.0505%	Fecal		CFU/100 mL	200	283.2	86400	-	32,773.4
5439000	10/6/2000	33	33	0.2020	6.70	5669	48.0505%	Fecal		CFU/100 mL	200	283.2	86400	-	32,773.4
5439000	11/16/2000	33	33	0.2020	6.70	5669	48.0505%	Fecal		CFU/100 mL	200	283.2	86400	-	32,773.4
5439000	5/9/2001	33	33	0.2020	6.70	5669	48.0505%	Fecal		CFU/100 mL	200	283.2	86400	-	32,773.4
5439000	5/15/2001	33	33	0.2020	6.70	5669	48.0505%	Fecal		CFU/100 mL	200	283.2	86400	-	32,773.4
5439000	5/26/2001	33	33	0.2020	6.70	5669	48.0505%	Fecal		CFU/100 mL	200	283.2	86400	-	32,773.4
5439000	12/15/2001	33	33	0.2020	6.70	5669	48.0505%	Fecal		CFU/100 mL	200	283.2	86400	-	32,773.4
5439000	9/5/2006	33	33	0.2020	6.70	5669	48.0505%	Fecal		CFU/100 mL	200	283.2	86400	-	32,773.4
5439000	1/28/2008	33	33	0.2020	6.70	5669	48.0505%	Fecal		CFU/100 mL	200	283.2	86400	-	32,773.4
5439000	1/29/2008	33	33	0.2020	6.70	5669	48.0505%	Fecal		CFU/100 mL	200	283.2	86400	-	32,773.4
5439000	2/2/2008	33	33	0.2020	6.70	5669	48.0505%	Fecal		CFU/100 mL	200	283.2	86400	-	32,773.4
5439000	2/20/2012	33	33	0.2020	6.70	5669	48.0505%	Fecal		CFU/100 mL	200	283.2	86400	-	32,773.4
5439000	12/7/2017	33	33	0.2020	6.70	5669	48.0505%	Fecal		CFU/100 mL	200	283.2	86400	-	32,773.4
5439000	9/9/2020	33	33	0.2020	6.70	5669	48.0505%	Fecal		CFU/100 mL	200	283.2	86400	-	32,773.4
5439000	10/23/2020	33	33	0.2020	6.70	5669	48.0505%	Fecal		CFU/100 mL	200	283.2	86400	-	32,773.4
5439000	4/13/2005	32.9	32.9	0.2020	6.68	5708	48.3811%	Fecal		CFU/100 mL	200	283.2	86400	-	32,674.6
5439000	6/21/2006	32.9	32.9	0.2020	6.68	5708	48.3811%	Fecal		CFU/100 mL	200	283.2	86400	-	32,674.6
5439000	1/25/2007	32.9	32.9	0.2020	6.68	5708	48.3811%	Fecal		CFU/100 mL	200	283.2	86400	-	32,674.6
5439000	7/25/2008	32.9	32.9	0.2020	6.68	5708	48.3811%	Fecal		CFU/100 mL	200	283.2	86400	-	32,674.6
5439000	11/23/2009	32.9	32.9	0.2020	6.68	5708	48.3811%	Fecal		CFU/100 mL	200	283.2	86400	-	32,674.6
5439000	6/28/2008	32.8	32.8	0.2020	6.66	5713	48.4235%	Fecal		CFU/100 mL	200	283.2	86400	-	32,575.7
5439000	5/28/2012	32.8	32.8	0.2020	6.66	5713	48.4235%	Fecal		CFU/100 mL	200	283.2	86400	-	32,575.7
5439000	12/23/2018	32.8	32.8	0.2020	6.66	5713	48.4235%	Fecal		CFU/100 mL	200	283.2	86400	-	32,575.7
5439000	7/2/2020	32.8	32.8	0.2020	6.66	5713	48.4235%	Fecal		CFU/100 mL	200	283.2	86400	-	32,575.7
5439000	6/17/2021	32.8	32.8	0.2020	6.66	5713	48.4235%	Fecal		CFU/100 mL	200	283.2	86400	-	32,575.7
5439000	3/21/2004	32.7	32.7	0.2020	6.64	5718	48.4658%	Fecal		CFU/100 mL	200	283.2	86400	-	32,476.8
5439000	4/14/2004	32.7	32.7	0.2020	6.64	5718	48.4658%	Fecal		CFU/100 mL	200	283.2	86400	-	32,476.8
5439000	10/22/2009	32.7	32.7	0.2020	6.64	5718	48.4658%	Fecal		CFU/100 mL	200	283.2	86400	-	32,476.8
5439000	4/26/2012	32.7	32.7	0.2020	6.64	5718	48.4658%	Fecal		CFU/100 mL	200	283.2	86400	-	32,476.8
5439000	4/18/2018	32.7	32.7	0.2020	6.64	5718	48.4658%	Fecal		CFU/100 mL	200	283.2	86400	-	32,476.8
5439000	2/18/2018	32.6	32.6	0.2020	6.62	5723	48.5082%	Fecal		CFU/100 mL	200	283.2	86400	-	32,378.0
5439000	2/16/2022	32.6	32.6	0.2020	6.62	5723	48.5082%	Fecal		CFU/100 mL	200	283.2	86400	-	32,378.0
5439000	11/15/1993	32.5	32.5	0.2020	6.60	5725	48.5252%	Fecal		CFU/100 mL	200	283.2	86400	-	32,279.1
5439000	6/25/2007	32.5	32.5	0.2020	6.60	5725	48.5252%	Fecal		CFU/100 mL	200	283.2	86400	-	32,279.1
5439000	1/14/2009	32.5	32.5	0.2020	6.60	5725	48.5252%	Fecal		CFU/100 mL	200	283.2	86400	-	32,279.1
5439000	1/15/2009	32.5	32.5	0.2020	6.60	5725	48.5252%	Fecal		CFU/100 mL	200	283.2	86400	-	32,279.1
5439000	1/18/2009	32.5	32.5	0.2020	6.60	5725	48.5252%	Fecal		CFU/100 mL	200	283.2	86400	-	32,279.1
5439000	1/12/2017	32.5	32.5	0.2020	6.60	5725	48.5252%	Fecal		CFU/100 mL	200	283.2	86400	-	32,279.1
5439000	11/13/2017	32.5	32.5	0.2020	6.60	5725	48.5252%	Fecal		CFU/100 mL	200	283.2	86400	-	32,279.1
5439000	7/14/2019	32.5	32.5	0.2020	6.60	5725	48.5252%	Fecal		CFU/100 mL	200	283.2	86400	-	32,279.1
5439000	5/7/2004	32.4	32.4	0.2020	6.58	5733	48.5930%	Fecal		CFU/100 mL	200	283.2	86400	-	32,180.3
5439000	6/3/2006	32.4	32.4	0.2020	6.58	5733	48.5930%	Fecal		CFU/100 mL	200	283.2	86400	-	32,180.3
5439000	6/8/2021	32.4	32.4	0.2020	6.58	5733	48.5930%	Fecal		CFU/100 mL	200	283.2	86400	-	32,180.3
5439000	6/9/2021	32.4	32.4	0.2020	6.58	5733	48.5930%	Fecal		CFU/100 mL	200	283.2	86400	-	32,180.3
5439000	5/6/2008	32.3	32.3	0.2020	6.56	5737	48.6269%	Fecal		CFU/100 mL	200	283.2	86400	-	32,081.4
5439000	11/27/2008	32.3	32.3	0.2020	6.56	5737	48.6269%	Fecal		CFU/100 mL	200	283.2	86400	-	32,081.4
5439000	5/5/2010	32.3	32.3	0.2020	6.56	5737	48.6269%	Fecal		CFU/100 mL	200	283.2	86400	-	32,081.4
5439000	8/1/2010	32.3	32.3	0.2020	6.56	5737	48.6269%	Fecal		CFU/100 mL	200	283.2	86400	-	32,081.4
5439000	4/14/1994	32.2	32.2	0.2020	6.54	5742	48.6693%	Fecal		CFU/100 mL	200	283.2	86400	-	31,982.6
5439000	6/5/2021	32.1	32.1	0.2020	6.52	5743	48.6777%	Fecal		CFU/100 mL	200	283.2	86400	-	31,883.7
5439000	1/9/1990	32	32	0.2020	6.50	5745	48.6947%	Fecal		CFU/100 mL	200	283.2	86400	-	31,784.9
5439000	1/10/1990	32	32	0.2020	6.50	5745	48.6947%	Fecal		CFU/100 mL	200	283.2	86400	-	31,784.9

Gage ID	Date	Discharge (CFS)	Gage Discharge (less Surrogate NPDES) (CFS)	Watershed Area Ratio	Calculated flow (CFS)	Rank	Flow Exceedance %	Parameter	Results	Units (mg or micro_gram	Limit/Standard	100mL/CF	sec/day	Actual Load (million colonies/day)	Allowable Load (million colonies/day)
5439000	7/16/1990	32	32	0.2020	6.50	5745	48.6947%	Fecal		CFU/100 mL	200	283.2	86400	-	31,784.9
5439000	7/27/1990	32	32	0.2020	6.50	5745	48.6947%	Fecal		CFU/100 mL	200	283.2	86400	-	31,784.9
5439000	7/30/1990	32	32	0.2020	6.50	5745	48.6947%	Fecal		CFU/100 mL	200	283.2	86400	-	31,784.9
5439000	10/20/1990	32	32	0.2020	6.50	5745	48.6947%	Fecal		CFU/100 mL	200	283.2	86400	-	31,784.9
5439000	11/22/1990	32	32	0.2020	6.50	5745	48.6947%	Fecal		CFU/100 mL	200	283.2	86400	-	31,784.9
5439000	1/8/1991	32	32	0.2020	6.50	5745	48.6947%	Fecal		CFU/100 mL	200	283.2	86400	-	31,784.9
5439000	3/11/1991	32	32	0.2020	6.50	5745	48.6947%	Fecal		CFU/100 mL	200	283.2	86400	-	31,784.9
5439000	12/30/1991	32	32	0.2020	6.50	5745	48.6947%	Fecal		CFU/100 mL	200	283.2	86400	-	31,784.9
5439000	1/5/1992	32	32	0.2020	6.50	5745	48.6947%	Fecal		CFU/100 mL	200	283.2	86400	-	31,784.9
5439000	2/5/1992	32	32	0.2020	6.50	5745	48.6947%	Fecal		CFU/100 mL	200	283.2	86400	-	31,784.9
5439000	4/9/1992	32	32	0.2020	6.50	5745	48.6947%	Fecal		CFU/100 mL	200	283.2	86400	-	31,784.9
5439000	9/16/1992	32	32	0.2020	6.50	5745	48.6947%	Fecal		CFU/100 mL	200	283.2	86400	-	31,784.9
5439000	2/15/1993	32	32	0.2020	6.50	5745	48.6947%	Fecal		CFU/100 mL	200	283.2	86400	-	31,784.9
5439000	2/17/1993	32	32	0.2020	6.50	5745	48.6947%	Fecal		CFU/100 mL	200	283.2	86400	-	31,784.9
5439000	2/24/1993	32	32	0.2020	6.50	5745	48.6947%	Fecal		CFU/100 mL	200	283.2	86400	-	31,784.9
5439000	9/6/1993	32	32	0.2020	6.50	5745	48.6947%	Fecal		CFU/100 mL	200	283.2	86400	-	31,784.9
5439000	11/14/1993	32	32	0.2020	6.50	5745	48.6947%	Fecal		CFU/100 mL	200	283.2	86400	-	31,784.9
5439000	2/14/1995	32	32	0.2020	6.50	5745	48.6947%	Fecal		CFU/100 mL	200	283.2	86400	-	31,784.9
5439000	2/15/1995	32	32	0.2020	6.50	5745	48.6947%	Fecal		CFU/100 mL	200	283.2	86400	-	31,784.9
5439000	3/4/1995	32	32	0.2020	6.50	5745	48.6947%	Fecal		CFU/100 mL	200	283.2	86400	-	31,784.9
5439000	3/5/1995	32	32	0.2020	6.50	5745	48.6947%	Fecal		CFU/100 mL	200	283.2	86400	-	31,784.9
5439000	7/2/1995	32	32	0.2020	6.50	5745	48.6947%	Fecal		CFU/100 mL	200	283.2	86400	-	31,784.9
5439000	11/29/1995	32	32	0.2020	6.50	5745	48.6947%	Fecal		CFU/100 mL	200	283.2	86400	-	31,784.9
5439000	4/19/1996	32	32	0.2020	6.50	5745	48.6947%	Fecal		CFU/100 mL	200	283.2	86400	-	31,784.9
5439000	7/9/1996	32	32	0.2020	6.50	5745	48.6947%	Fecal		CFU/100 mL	200	283.2	86400	-	31,784.9
5439000	12/18/1996	32	32	0.2020	6.50	5745	48.6947%	Fecal		CFU/100 mL	200	283.2	86400	-	31,784.9
5439000	1/3/1997	32	32	0.2020	6.50	5745	48.6947%	Fecal		CFU/100 mL	200	283.2	86400	-	31,784.9
5439000	6/29/1997	32	32	0.2020	6.50	5745	48.6947%	Fecal		CFU/100 mL	200	283.2	86400	-	31,784.9
5439000	7/2/1998	32	32	0.2020	6.50	5745	48.6947%	Fecal		CFU/100 mL	200	283.2	86400	-	31,784.9
5439000	8/4/1998	32	32	0.2020	6.50	5745	48.6947%	Fecal		CFU/100 mL	200	283.2	86400	-	31,784.9
5439000	3/12/2000	32	32	0.2020	6.50	5745	48.6947%	Fecal		CFU/100 mL	200	283.2	86400	-	31,784.9
5439000	8/9/2000	32	32	0.2020	6.50	5745	48.6947%	Fecal		CFU/100 mL	200	283.2	86400	-	31,784.9
5439000	5/14/2001	32	32	0.2020	6.50	5745	48.6947%	Fecal		CFU/100 mL	200	283.2	86400	-	31,784.9
5439000	5/30/2001	32	32	0.2020	6.50	5745	48.6947%	Fecal		CFU/100 mL	200	283.2	86400	-	31,784.9
5439000	4/6/2005	32	32	0.2020	6.50	5745	48.6947%	Fecal		CFU/100 mL	200	283.2	86400	-	31,784.9
5439000	1/30/2008	32	32	0.2020	6.50	5745	48.6947%	Fecal		CFU/100 mL	200	283.2	86400	-	31,784.9
5439000	2/1/2008	32	32	0.2020	6.50	5745	48.6947%	Fecal		CFU/100 mL	200	283.2	86400	-	31,784.9
5439000	2/3/2008	32	32	0.2020	6.50	5745	48.6947%	Fecal		CFU/100 mL	200	283.2	86400	-	31,784.9
5439000	11/30/2008	32	32	0.2020	6.50	5745	48.6947%	Fecal		CFU/100 mL	200	283.2	86400	-	31,784.9
5439000	1/19/2010	32	32	0.2020	6.50	5745	48.6947%	Fecal		CFU/100 mL	200	283.2	86400	-	31,784.9
5439000	4/3/2012	32	32	0.2020	6.50	5745	48.6947%	Fecal		CFU/100 mL	200	283.2	86400	-	31,784.9
5439000	2/12/2016	32	32	0.2020	6.50	5745	48.6947%	Fecal		CFU/100 mL	200	283.2	86400	-	31,784.9
5439000	4/6/2018	32	32	0.2020	6.50	5745	48.6947%	Fecal		CFU/100 mL	200	283.2	86400	-	31,784.9
5439000	4/6/1994	31.9	31.9	0.2020	6.47	5790	49.0761%	Fecal		CFU/100 mL	200	283.2	86400	-	31,686.0
5439000	10/22/2008	31.9	31.9	0.2020	6.47	5790	49.0761%	Fecal		CFU/100 mL	200	283.2	86400	-	31,686.0
5439000	7/5/2011	31.9	31.9	0.2020	6.47	5790	49.0761%	Fecal		CFU/100 mL	200	283.2	86400	-	31,686.0
5439000	7/23/2014	31.9	31.9	0.2020	6.47	5790	49.0761%	Fecal		CFU/100 mL	200	283.2	86400	-	31,686.0
5439000	11/2/2015	31.9	31.9	0.2020	6.47	5790	49.0761%	Fecal		CFU/100 mL	200	283.2	86400	-	31,686.0
5439000	6/18/2021	31.9	31.9	0.2020	6.47	5790	49.0761%	Fecal		CFU/100 mL	200	283.2	86400	-	31,686.0
5439000	11/24/2001	31.8	31.8	0.2020	6.45	5796	49.1270%	Fecal		CFU/100 mL	200	283.2	86400	-	31,587.2
5439000	12/1/2008	31.8	31.8	0.2020	6.45	5796	49.1270%	Fecal		CFU/100 mL	200	283.2	86400	-	31,587.2
5439000	4/25/2012	31.8	31.8	0.2020	6.45	5796	49.1270%	Fecal		CFU/100 mL	200	283.2	86400	-	31,587.2
5439000	3/8/2016	31.8	31.8	0.2020	6.45	5796	49.1270%	Fecal		CFU/100 mL	200	283.2	86400	-	31,587.2
5439000	10/30/2001	31.7	31.7	0.2020	6.43	5800	49.1609%	Fecal		CFU/100 mL	200	283.2	86400	-	31,488.3
5439000	12/17/2001	31.7	31.7	0.2020	6.43	5800	49.1609%	Fecal		CFU/100 mL	200	283.2	86400	-	31,488.3
5439000	11/27/2004	31.7	31.7	0.2020	6.43	5800	49.1609%	Fecal		CFU/100 mL	200	283.2	86400	-	31,488.3
5439000	1/23/2007	31.7	31.7	0.2020	6.43	5800	49.1609%	Fecal		CFU/100 mL	200	283.2	86400	-	31,488.3
5439000	6/11/2007	31.7	31.7	0.2020	6.43	5800	49.1609%	Fecal		CFU/100 mL	200	283.2	86400	-	31,488.3
5439000	7/16/2013	31.7	31.7	0.2020	6.43	5800	49.1609%	Fecal		CFU/100 mL	200	283.2	86400	-	31,488.3
5439000	10/19/2014	31.7	31.7	0.2020	6.43	5800	49.1609%	Fecal		CFU/100 mL	200	283.2	86400	-	31,488.3
5439000	4/19/2018	31.7	31.7	0.2020	6.43	5800	49.1609%	Fecal		CFU/100 mL	200	283.2	86400	-	31,488.3
5439000	6/7/2018	31.7	31.7	0.2020	6.43	5800	49.1609%	Fecal		CFU/100 mL	200	283.2	86400	-	31,488.3
5439000	6/29/2002	31.6	31.6	0.2020	6.41	5809	49.2372%	Fecal		CFU/100 mL	200	283.2	86400	-	31,389.4
5439000	5/30/2013	31.6	31.6	0.2020	6.41	5809	49.2372%	Fecal		CFU/100 mL	200	283.2	86400	-	31,389.4
5439000	12/13/1993	31.5	31.5	0.2020	6.39	5811	49.2541%	Fecal		CFU/100 mL	200	283.2	86400	-	31,290.6
5439000	7/13/2003	31.5	31.5	0.2020	6.39	5811	49.2541%	Fecal		CFU/100 mL	200	283.2	86400	-	31,290.6
5439000	6/20/2006	31.5	31.5	0.2020	6.39	5811	49.2541%	Fecal		CFU/100 mL	200	283.2	86400	-	31,290.6
5439000	5/17/2007	31.5	31.5	0.2020	6.39	5811	49.2541%	Fecal		CFU/100 mL	200	283.2	86400	-	31,290.6
5439000	1/20/2010	31.5	31.5	0.2020	6.39	5811	49.2541%	Fecal		CFU/100 mL	200	283.2	86400	-	31,290.6
5439000	11/24/2011	31.5	31.5	0.2020	6.39	5811	49.2541%	Fecal		CFU/100 mL	200	283.2	86400	-	31,290.6
5439000	5/3/2012	31.5	31.5	0.2020	6.39	5811	49.2541%	Fecal		CFU/100 mL	200	283.2	86400	-	31,290.6
5439000	11/17/2013	31.5	31.5	0.2020	6.39	5811	49.2541%	Fecal		CFU/100 mL	200	283.2	86400	-	31,290.6
5439000	11/1/2015	31.5	31.5	0.2020	6.39	5811	49.2541%	Fecal		CFU/100 mL	200	283.2	86400	-	31,290.6
5439000	6/24/2008	31.4	31.4	0.2020	6.37	5820	49.3304%	Fecal		CFU/100 mL	200	283.2	86400	-	31,191.7
5439000	6/26/2008	31.4	31.4	0.2020	6.37	5820	49.3304%	Fecal		CFU/100 mL	200	283.2	86400	-	31,191.7
5439000	2/22/2010	31.4	31.4	0.2020	6.37	5820	49.3304%	Fecal		CFU/100 mL	200	283.2	86400	-	31,191.7
5439000	8/24/2016	31.4	31.4	0.2020	6.37	5820	49.3304%	Fecal		CFU/100 mL	200	283.2	86400	-	31,191.7
5439000	3/23/2005	31.3	31.3	0.2020	6.35	5824	49.3643%	Fecal		CFU/100 mL	200	283.2	86400	-	31,092.9
5439000	3/16/2006	31.3	31.3	0.2020	6.35	5824	49.3643%	Fecal		CFU/100 mL	200	283.2	86400	-	31,092.9
5439000	4/24/2006	31.3	31.3	0.2020	6.35	5824	49.3643%	Fecal		CFU/100 mL	200	283.2	86400	-	31,092.9
5439000	6/29/2008	31.3	31.3	0.2020	6.35	5824	49.3643%	Fecal		CFU/100 mL	200	283.2	86400	-	31,092.9
5439000	12/23/2009	31.3	31.3	0.2020	6.35	5824	49.3643%	Fecal		CFU/100 mL	200	283.2	86400	-	31,092.9
5439000	5/29/2013	31.3	31.3	0.2020	6.35	5824	49.3643%	Fecal		CFU/100 mL	200	283.2	86400	-	31,092.9
5439000	6/30/2017	31.3	31.3	0.2020	6.35	5824	49.3643%	Fecal		CFU/100 mL	200	283.2	86400	-	31,092.9
5439000	7/15/2003	31.2	31.2	0.2020	6.33	5832	49.4321%	Fecal		CFU/100 mL	200	283.2	86400	-	30,994.0
5439000	7/2/2004	31.2	31.2	0.2020	6.33	5832	49.4321%	Fecal		CFU/100 mL	200	283.2	86400	-	30,994.0
5439000	4/23/2012	31.2	31.2	0.2020	6.33	5832	49.4321%	Fecal		CFU/100 mL	200	283.2	86400	-	30,994.0
5439000	7/28/2015	31.2	31.2	0.2020	6.33	5832	49.4321%	Fecal		CFU/100 mL	200	283.2	86400	-	30,994.0
5439000	6/22/2007	31.1	31.1	0.2020	6.31	5836	49.4660%	Fecal		CFU/100 mL	200	283.2	86400	-	30,895.2
5439000	1/21/2010	31.1	31.1	0.2020	6.31	5836	49.4660%	Fecal		CFU/100 mL	200	283.2	86400	-	30,895.2
5439000	7/14/2010	31.1	31.1	0.2020	6.31	5836	49.4660%	Fecal		CFU/100 mL	200	283.2	86400	-	30,895.2
5439000	5/30/2012	31.1	31.1	0.2020	6.31	5836	49.4660%	Fecal		CFU/100 mL	200	283.2	86400	-	30,895.2
5439000	1/25/1990	31	31	0.2020	6.29	5840	49.4999%	Fecal		CFU/100 mL	200	283.2	86400	-	30,796.3
5439000	7/15/1990	31	31	0.2020	6.29	5840	49.4999%	Fecal		CFU/100 mL	200	283.2	86400	-	30,796.3
5439000	11/20/1990	31	31	0.2020	6.29	5840	49.4999%	Fecal		CFU/100 mL	200	283.2	86400	-	30,796.3
5439000	1/11/1991	31	31	0.2020	6.29	5840	49.4999%	Fecal		CFU/100 mL	200	283.2	86400	-	30,796.3
5439000	2/27/1991	31	31	0.2020	6.29	5840	49.4999%	Fecal		CFU/100 mL	200	283.2	86400	-	30,796.3
5439000	6/21/1991	31	31	0.2020	6.29	5840	49.4999%	Fecal		CFU/100 mL	200	283.2	86400	-	30,796.3
5439000	6/22/1991	31	31	0.2020	6.29	5840	49.4999%	Fecal		CFU/100 mL	200	283.2	86400	-	30,796.3
5439000	11/23/1991	31	31	0.2020	6.29	5840	49.4999%	Fecal		CFU/100 mL	200	283.2	86400	-	30,796.3
5439000	5/14/1992	31	31	0.2020	6.29	5840	49.4999%	Fecal		CFU/100 mL	200	283.2	86400	-	30,796.3
5439000	9/13/1992	31	31	0.2020	6.29	5840	49.4999%	Fecal		CFU/100 mL	200	283.2	86400	-	30,796.3
5439000	2/23/1993	31	31	0.2020	6.29	5840	49.4999%	Fecal		CFU/100 mL	200	283.2	86400	-	30,796.3
5439000	2/25/1993	31	31	0.2020	6.29	5840	49.4999%	Fecal		CFU/100 mL	200	283.2	86400	-	30,796.3
5439000	2/26/1993	31	31	0.2020	6.29	5840	49.4999%	Fecal		CFU/100 mL	200	283.2	86400	-	30,796.3
5439000	7/17/1993	31	31	0.2020	6.29	5840	49.4999%	Fecal		CFU/100 mL	200	283.2	86400	-	30,796.3
5439000	8/9/1993	31	31	0.2020	6.29	5840	49.4999%	Fecal		CFU/100 mL	200	283.2	86400	-	30,796.3
5439000	8/10/1993	31	31	0.2020	6.29	5840	49.4999%	Fecal		CFU/100 mL	200	283.2	86400	-	30,796.3
5439000	7/10/1995	31	31	0.2020	6.29	5840	49.4999%	Fecal		CFU/100 mL	200	283.2	86400	-	30,796.3
5439000	6/8/1997	31	31	0.2020	6.29	5840	49.4999%	Fecal		CFU/100 mL	200	283.2	86400	-	30,796.3
5439000	6/11/1997	31	31	0.2020	6.29	5840	49.4999%	Fecal		CFU/100 mL	200	283.2	86400	-	30,796.3
5439000	6/17/1997	31	31	0.2020	6.29	5840	49.4999%	Fecal		CFU/100 mL	200	283.2	86400	-	30,796.3
5439000	8/15/1997	31	31	0.2020	6.29	5840	49.4999%	Fecal		CFU/100 mL	200	283.2	86400	-	30,796.3
5439000	1/20/1998	31	31	0.2020	6.29	5840	49.4999%	Fecal		CFU/100 mL	200	283.2	86400	-	30,796.3
5439000	11/24/1998	31	31	0.2020	6.29	5840	49.4999%	Fecal		CFU/100 mL	200	283.2	86400	-	30,796.3
5439000	9/27/1999	31	31	0.2020	6.29	5840	49.4999%	Fecal		CFU/100 mL	200	283.2	86400	-	30,796.3
5439000	3/13/2000	31	31	0.2020	6.29	5840	49.4999%	Fecal		CFU/100 mL	200	283.2	86400	-	30,796.3
5439000	7/20/2000	31	31	0.2020	6.29	5840	49.4999%	Fecal		CFU/100 mL	200	283.2	86400	-	30,796.3
5439000	7/31/2000	31	31	0.2020	6.29	5840	49.4999%	Fecal		CFU/100 mL	200	283.2	86400	-	30,796.3
5439000	8/2/2000	31	31	0.2020	6.29	5840	49.4999%	Fecal		CFU/100 mL	200	283.2	86400	-	30,796.3
5439000	5/13/2001	31	31	0.2020	6.29	5840	49.4999%	Fecal		CFU/100 mL	200	283.2	86400	-	30,796.3
5439000	5/16/2001	31	31	0.2020	6.29	5840	49.4999%	Fecal		CFU/100 mL	200	283.2	86400	-	30,796.3
5439000	1/31/2008	31	31	0.2020	6.29	5840	49.4999%	Fecal		CFU/100 mL	200	283.2	86400	-	30,796.3
5439000	12/20/2009	31	31	0.2020	6.29	5840	49.4999%	Fecal		CFU/100 mL	200	283.2	86400	-	30,796.3
5439000	2/28/2016	31	31	0.2020	6.29	5840	49.4999%	Fecal		CFU/100 mL	200	283.2	86400	-	30,796.3

Gage ID	Date	Discharge (CFS)	Gage Discharge (less Surrogate NPDES) (CFS)	Watershed Area Ratio	Calculated flow (CFS)	Rank	Flow Exceedance %	Parameter	Results	Units (mg or micro_gram	Limit/Standard	100mL/CF	sec/day	Actual Load (million colonies/day)	Allowable Load (million colonies/day)
5439000	5/8/2004	30.9	30.9	0.2020	6.27	5873	49.7796%	Fecal		CFU/100 mL	200	283.2	86400	-	30,697.5
5439000	1/27/2007	30.9	30.9	0.2020	6.27	5873	49.7796%	Fecal		CFU/100 mL	200	283.2	86400	-	30,697.5
5439000	7/11/2011	30.9	30.9	0.2020	6.27	5873	49.7796%	Fecal		CFU/100 mL	200	283.2	86400	-	30,697.5
5439000	11/25/2011	30.9	30.9	0.2020	6.27	5873	49.7796%	Fecal		CFU/100 mL	200	283.2	86400	-	30,697.5
5439000	2/18/2016	30.9	30.9	0.2020	6.27	5873	49.7796%	Fecal		CFU/100 mL	200	283.2	86400	-	30,697.5
5439000	6/27/2017	30.9	30.9	0.2020	6.27	5873	49.7796%	Fecal		CFU/100 mL	200	283.2	86400	-	30,697.5
5439000	11/7/1993	30.8	30.8	0.2020	6.25	5879	49.8305%	Fecal		CFU/100 mL	200	283.2	86400	-	30,598.6
5439000	4/7/2005	30.8	30.8	0.2020	6.25	5879	49.8305%	Fecal		CFU/100 mL	200	283.2	86400	-	30,598.6
5439000	5/27/2013	30.8	30.8	0.2020	6.25	5879	49.8305%	Fecal		CFU/100 mL	200	283.2	86400	-	30,598.6
5439000	7/2/2006	30.7	30.7	0.2020	6.23	5882	49.8559%	Fecal		CFU/100 mL	200	283.2	86400	-	30,499.8
5439000	1/22/2010	30.7	30.7	0.2020	6.23	5882	49.8559%	Fecal		CFU/100 mL	200	283.2	86400	-	30,499.8
5439000	4/4/2013	30.7	30.7	0.2020	6.23	5882	49.8559%	Fecal		CFU/100 mL	200	283.2	86400	-	30,499.8
5439000	8/7/2017	30.7	30.7	0.2020	6.23	5882	49.8559%	Fecal		CFU/100 mL	200	283.2	86400	-	30,499.8
5439000	12/21/2019	30.7	30.7	0.2020	6.23	5882	49.8559%	Fecal		CFU/100 mL	200	283.2	86400	-	30,499.8
5439000	4/28/2021	30.7	30.7	0.2020	6.23	5882	49.8559%	Fecal		CFU/100 mL	200	283.2	86400	-	30,499.8
5439000	5/9/2004	30.6	30.6	0.2020	6.21	5888	49.9068%	Fecal		CFU/100 mL	200	283.2	86400	-	30,400.9
5439000	4/22/2005	30.6	30.6	0.2020	6.21	5888	49.9068%	Fecal		CFU/100 mL	200	283.2	86400	-	30,400.9
5439000	3/16/2022	30.6	30.6	0.1459	4.50	6615	56.0688%	Fecal		CFU/100 mL	200	283.2	86400	-	22,004.6
5439000	11/19/1993	30.5	30.5	0.2020	6.19	5890	49.9237%	Fecal		CFU/100 mL	200	283.2	86400	-	30,302.0
5439000	6/7/2010	30.5	30.5	0.2020	6.19	5890	49.9237%	Fecal		CFU/100 mL	200	283.2	86400	-	30,302.0
5439000	7/28/2016	30.5	30.5	0.2020	6.19	5890	49.9237%	Fecal		CFU/100 mL	200	283.2	86400	-	30,302.0
5439000	12/16/2001	30.4	30.4	0.2020	6.17	5893	49.9491%	Fecal		CFU/100 mL	200	283.2	86400	-	30,203.2
5439000	7/6/2004	30.4	30.4	0.2020	6.17	5893	49.9491%	Fecal		CFU/100 mL	200	283.2	86400	-	30,203.2
5439000	11/8/1993	30.3	30.3	0.2020	6.15	5895	49.9661%	Fecal		CFU/100 mL	200	283.2	86400	-	30,104.3
5439000	12/19/2001	30.3	30.3	0.2020	6.15	5895	49.9661%	Fecal		CFU/100 mL	200	283.2	86400	-	30,104.3
5439000	7/31/2007	30.3	30.3	0.2020	6.15	5895	49.9661%	Fecal		CFU/100 mL	200	283.2	86400	-	30,104.3
5439000	4/7/2013	30.3	30.3	0.2020	6.15	5895	49.9661%	Fecal		CFU/100 mL	200	283.2	86400	-	30,104.3
5439000	7/13/2018	30.3	30.3	0.2020	6.15	5895	49.9661%	Fecal		CFU/100 mL	200	283.2	86400	-	30,104.3
5439000	12/22/2019	30.3	30.3	0.2020	6.15	5895	49.9661%	Fecal		CFU/100 mL	200	283.2	86400	-	30,104.3
5439000	7/11/2020	30.3	30.3	0.2020	6.15	5895	49.9661%	Fecal		CFU/100 mL	200	283.2	86400	-	30,104.3
5439000	12/18/2001	30.2	30.2	0.2020	6.13	5902	50.0254%	Fecal		CFU/100 mL	200	283.2	86400	-	30,005.5
5439000	5/26/2012	30.2	30.2	0.2020	6.13	5902	50.0254%	Fecal		CFU/100 mL	200	283.2	86400	-	30,005.5
5439000	6/5/2012	30.2	30.2	0.2020	6.13	5902	50.0254%	Fecal		CFU/100 mL	200	283.2	86400	-	30,005.5
5439000	4/24/2014	30.2	30.2	0.2020	6.13	5902	50.0254%	Fecal		CFU/100 mL	200	283.2	86400	-	30,005.5
5439000	12/8/2017	30.2	30.2	0.2020	6.13	5902	50.0254%	Fecal		CFU/100 mL	200	283.2	86400	-	30,005.5
5439000	7/12/2018	30.2	30.2	0.2020	6.13	5902	50.0254%	Fecal		CFU/100 mL	200	283.2	86400	-	30,005.5
5439000	11/28/2001	30.1	30.1	0.2020	6.11	5908	50.0763%	Fecal		CFU/100 mL	200	283.2	86400	-	29,906.6
5439000	6/30/2002	30.1	30.1	0.2020	6.11	5908	50.0763%	Fecal		CFU/100 mL	200	283.2	86400	-	29,906.6
5439000	4/25/2006	30.1	30.1	0.2020	6.11	5908	50.0763%	Fecal		CFU/100 mL	200	283.2	86400	-	29,906.6
5439000	6/18/2007	30.1	30.1	0.2020	6.11	5908	50.0763%	Fecal		CFU/100 mL	200	283.2	86400	-	29,906.6
5439000	12/13/2016	30.1	30.1	0.2020	6.11	5908	50.0763%	Fecal		CFU/100 mL	200	283.2	86400	-	29,906.6
5439000	7/13/1990	30	30	0.2020	6.09	5913	50.1187%	Fecal		CFU/100 mL	200	283.2	86400	-	29,807.8
5439000	8/8/1990	30	30	0.2020	6.09	5913	50.1187%	Fecal		CFU/100 mL	200	283.2	86400	-	29,807.8
5439000	11/23/1990	30	30	0.2020	6.09	5913	50.1187%	Fecal		CFU/100 mL	200	283.2	86400	-	29,807.8
5439000	11/24/1990	30	30	0.2020	6.09	5913	50.1187%	Fecal		CFU/100 mL	200	283.2	86400	-	29,807.8
5439000	1/13/1991	30	30	0.2020	6.09	5913	50.1187%	Fecal		CFU/100 mL	200	283.2	86400	-	29,807.8
5439000	2/2/1991	30	30	0.2020	6.09	5913	50.1187%	Fecal		CFU/100 mL	200	283.2	86400	-	29,807.8
5439000	12/31/1991	30	30	0.2020	6.09	5913	50.1187%	Fecal		CFU/100 mL	200	283.2	86400	-	29,807.8
5439000	1/1/1992	30	30	0.2020	6.09	5913	50.1187%	Fecal		CFU/100 mL	200	283.2	86400	-	29,807.8
5439000	2/3/1992	30	30	0.2020	6.09	5913	50.1187%	Fecal		CFU/100 mL	200	283.2	86400	-	29,807.8
5439000	2/7/1992	30	30	0.2020	6.09	5913	50.1187%	Fecal		CFU/100 mL	200	283.2	86400	-	29,807.8
5439000	2/8/1992	30	30	0.2020	6.09	5913	50.1187%	Fecal		CFU/100 mL	200	283.2	86400	-	29,807.8
5439000	4/8/1992	30	30	0.2020	6.09	5913	50.1187%	Fecal		CFU/100 mL	200	283.2	86400	-	29,807.8
5439000	5/15/1992	30	30	0.2020	6.09	5913	50.1187%	Fecal		CFU/100 mL	200	283.2	86400	-	29,807.8
5439000	9/27/1992	30	30	0.2020	6.09	5913	50.1187%	Fecal		CFU/100 mL	200	283.2	86400	-	29,807.8
5439000	2/16/1993	30	30	0.2020	6.09	5913	50.1187%	Fecal		CFU/100 mL	200	283.2	86400	-	29,807.8
5439000	2/27/1993	30	30	0.2020	6.09	5913	50.1187%	Fecal		CFU/100 mL	200	283.2	86400	-	29,807.8
5439000	8/5/1993	30	30	0.2020	6.09	5913	50.1187%	Fecal		CFU/100 mL	200	283.2	86400	-	29,807.8
5439000	12/11/1993	30	30	0.2020	6.09	5913	50.1187%	Fecal		CFU/100 mL	200	283.2	86400	-	29,807.8
5439000	1/4/1994	30	30	0.2020	6.09	5913	50.1187%	Fecal		CFU/100 mL	200	283.2	86400	-	29,807.8
5439000	2/16/1995	30	30	0.2020	6.09	5913	50.1187%	Fecal		CFU/100 mL	200	283.2	86400	-	29,807.8
5439000	7/3/1995	30	30	0.2020	6.09	5913	50.1187%	Fecal		CFU/100 mL	200	283.2	86400	-	29,807.8
5439000	8/16/1995	30	30	0.2020	6.09	5913	50.1187%	Fecal		CFU/100 mL	200	283.2	86400	-	29,807.8
5439000	12/1/1995	30	30	0.2020	6.09	5913	50.1187%	Fecal		CFU/100 mL	200	283.2	86400	-	29,807.8
5439000	12/3/1995	30	30	0.2020	6.09	5913	50.1187%	Fecal		CFU/100 mL	200	283.2	86400	-	29,807.8
5439000	2/14/1996	30	30	0.2020	6.09	5913	50.1187%	Fecal		CFU/100 mL	200	283.2	86400	-	29,807.8
5439000	4/16/1996	30	30	0.2020	6.09	5913	50.1187%	Fecal		CFU/100 mL	200	283.2	86400	-	29,807.8
5439000	4/20/1996	30	30	0.2020	6.09	5913	50.1187%	Fecal		CFU/100 mL	200	283.2	86400	-	29,807.8
5439000	5/2/1996	30	30	0.2020	6.09	5913	50.1187%	Fecal		CFU/100 mL	200	283.2	86400	-	29,807.8
5439000	5/3/1996	30	30	0.2020	6.09	5913	50.1187%	Fecal		CFU/100 mL	200	283.2	86400	-	29,807.8
5439000	8/28/1996	30	30	0.2020	6.09	5913	50.1187%	Fecal		CFU/100 mL	200	283.2	86400	-	29,807.8
5439000	9/26/1996	30	30	0.2020	6.09	5913	50.1187%	Fecal		CFU/100 mL	200	283.2	86400	-	29,807.8
5439000	1/10/1997	30	30	0.2020	6.09	5913	50.1187%	Fecal		CFU/100 mL	200	283.2	86400	-	29,807.8
5439000	6/5/1997	30	30	0.2020	6.09	5913	50.1187%	Fecal		CFU/100 mL	200	283.2	86400	-	29,807.8
5439000	6/6/1997	30	30	0.2020	6.09	5913	50.1187%	Fecal		CFU/100 mL	200	283.2	86400	-	29,807.8
5439000	6/15/1997	30	30	0.2020	6.09	5913	50.1187%	Fecal		CFU/100 mL	200	283.2	86400	-	29,807.8
5439000	2/1/1998	30	30	0.2020	6.09	5913	50.1187%	Fecal		CFU/100 mL	200	283.2	86400	-	29,807.8
5439000	7/15/1998	30	30	0.2020	6.09	5913	50.1187%	Fecal		CFU/100 mL	200	283.2	86400	-	29,807.8
5439000	11/4/1998	30	30	0.2020	6.09	5913	50.1187%	Fecal		CFU/100 mL	200	283.2	86400	-	29,807.8
5439000	11/26/1998	30	30	0.2020	6.09	5913	50.1187%	Fecal		CFU/100 mL	200	283.2	86400	-	29,807.8
5439000	8/24/1999	30	30	0.2020	6.09	5913	50.1187%	Fecal		CFU/100 mL	200	283.2	86400	-	29,807.8
5439000	12/5/1999	30	30	0.2020	6.09	5913	50.1187%	Fecal		CFU/100 mL	200	283.2	86400	-	29,807.8
5439000	3/14/2000	30	30	0.2020	6.09	5913	50.1187%	Fecal		CFU/100 mL	200	283.2	86400	-	29,807.8
5439000	3/15/2000	30	30	0.2020	6.09	5913	50.1187%	Fecal		CFU/100 mL	200	283.2	86400	-	29,807.8
5439000	8/5/2000	30	30	0.2020	6.09	5913	50.1187%	Fecal		CFU/100 mL	200	283.2	86400	-	29,807.8
5439000	9/22/2000	30	30	0.2020	6.09	5913	50.1187%	Fecal		CFU/100 mL	200	283.2	86400	-	29,807.8
5439000	6/25/2001	30	30	0.2020	6.09	5913	50.1187%	Fecal		CFU/100 mL	200	283.2	86400	-	29,807.8
5439000	9/21/2001	30	30	0.2020	6.09	5913	50.1187%	Fecal		CFU/100 mL	200	283.2	86400	-	29,807.8
5439000	6/9/2003	30	30	0.2020	6.09	5913	50.1187%	Fecal		CFU/100 mL	200	283.2	86400	-	29,807.8
5439000	1/21/2005	30	30	0.2020	6.09	5913	50.1187%	Fecal		CFU/100 mL	200	283.2	86400	-	29,807.8
5439000	2/4/2008	30	30	0.2020	6.09	5913	50.1187%	Fecal		CFU/100 mL	200	283.2	86400	-	29,807.8
5439000	2/7/2008	30	30	0.2020	6.09	5913	50.1187%	Fecal		CFU/100 mL	200	283.2	86400	-	29,807.8
5439000	2/25/2008	30	30	0.2020	6.09	5913	50.1187%	Fecal		CFU/100 mL	200	283.2	86400	-	29,807.8
5439000	3/1/2008	30	30	0.2020	6.09	5913	50.1187%	Fecal		CFU/100 mL	200	283.2	86400	-	29,807.8
5439000	5/9/2008	30	30	0.2020	6.09	5913	50.1187%	Fecal		CFU/100 mL	200	283.2	86400	-	29,807.8
5439000	1/6/2011	30	30	0.2020	6.09	5913	50.1187%	Fecal		CFU/100 mL	200	283.2	86400	-	29,807.8
5439000	2/14/2011	30	30	0.2020	6.09	5913	50.1187%	Fecal		CFU/100 mL	200	283.2	86400	-	29,807.8
5439000	7/6/2011	30	30	0.2020	6.09	5913	50.1187%	Fecal		CFU/100 mL	200	283.2	86400	-	29,807.8
5439000	5/27/2012	30	30	0.2020	6.09	5913	50.1187%	Fecal		CFU/100 mL	200	283.2	86400	-	29,807.8
5439000	4/23/2014	30	30	0.2020	6.09	5913	50.1187%	Fecal		CFU/100 mL	200	283.2	86400	-	29,807.8
5439000	1/11/2017	30	30	0.2020	6.09	5913	50.1187%	Fecal		CFU/100 mL	200	283.2	86400	-	29,807.8
5439000	2/17/2018	30	30	0.2020	6.09	5913	50.1187%	Fecal		CFU/100 mL	200	283.2	86400	-	29,807.8
5439000	3/22/2018	30	30	0.2020	6.09	5913	50.1187%	Fecal		CFU/100 mL	200	283.2	86400	-	29,807.8
5439000	12/1/2001	29.9	29.9	0.2020	6.07	5975	50.6442%	Fecal		CFU/100 mL	200	283.2	86400	-	29,708.9
5439000	3/23/2004	29.9	29.9	0.2020	6.07	5975	50.6442%	Fecal		CFU/100 mL	200	283.2	86400	-	29,708.9
5439000	12/25/2016	29.9	29.9	0.2020	6.07	5975	50.6442%	Fecal		CFU/100 mL	200	283.2	86400	-	29,708.9
5439000	12/23/2019	29.9	29.9	0.2020	6.07	5975	50.6442%	Fecal		CFU/100 mL	200	283.2	86400	-	29,708.9
5439000	6/25/2020	29.9	29.9	0.2020	6.07	5975	50.6442%	Fecal		CFU/100 mL	200	283.2	86400	-	29,708.9
5439000	4/26/1994	29.8	29.8	0.2020	6.05	5980	50.6866%	Fecal		CFU/100 mL	200	283.2	86400	-	29,610.1
5439000	11/28/2008	29.8	29.8	0.2020	6.05	5980	50.6866%	Fecal		CFU/100 mL	200	283.2	86400	-	29,610.1
5439000	9/20/2015	29.8	29.8	0.2020	6.05	5980	50.6866%	Fecal		CFU/100 mL	200	283.2	86400	-	29,610.1
5439000	3/24/2018	29.8	29.8	0.2020	6.05	5980	50.6866%	Fecal		CFU/100 mL	200	283.2	86400	-	29,610.1
5439000	11/9/2018	29.8	29.8	0.2020	6.05	5980	50.6866%	Fecal		CFU/100 mL	200	283.2	86400	-	29,610.1
5439000	5/3/2021	29.8	29.8	0.2020	6.05	5980	50.6866%	Fecal		CFU/100 mL	200	283.2	86400	-	29,610.1
5439000	6/6/2021	29.8	29.8	0.2020	6.05	5980	50.6866%	Fecal		CFU/100 mL	200	283.2	86400	-	29,610.1
5439000	12/17/2016	29.7	29.7	0.2020	6.03	5987	50.7459%	Fecal		CFU/100 mL	200	283.2	86400	-	29,511.2
5439000	3/20/2005	29.6	29.6	0.2020	6.01	5988	50.7544%	Fecal		CFU/100 mL	200	283.2	86400	-	29,412.4
5439000	2/29/2008	29.6	29.6	0.2020	6.01	5988	50.7544%	Fecal		CFU/100 mL	200	283.2	86400	-	29,412.4
5439000	1/16/2009	29.6	29.6	0.2020	6.01	5988	50.7544%	Fecal		CFU/100 mL	200	283.2	86400	-	29,412.4
5439000	2/23/2009	29.6	29.6	0.2020	6.01	5988	50.7544%	Fecal		CFU/100 mL	200	283.2	86400	-	29,412.4
5439000	7/29/2015	29.6	29.6	0.2020	6.01	5988	50.7544%	Fecal		CFU/100 mL	200	283.2	86400	-	29,412.4
5439000	2/16/2016	29.6	29.6	0.2020	6.01	5988	50.7544%	Fecal		CFU/100 mL	200	283.2	86400	-	29,412.4
5439000	7/29/2016	29.6	29.6	0.2020	6.01	5988	50.7544%	Fecal		CFU/100 mL	200	283.2	86400	-	29,412.4
5439000	4/29/2021	29.6	29.6	0.2020	6.01	5988	50.7544%	Fecal		CFU/100 mL	200	283.2	86400	-	29,412.4
5439000	11/29/2001	29.5	29.5	0.2020	5.99	5996	50.8222%	Fecal		CFU/100 mL	200	283.2	86400	-	29,313.5

Gage ID	Date	Discharge (CFS)	Gage Discharge (less Surrogate NPDES) (CFS)	Watershed Area Ratio	Calculated flow (CFS)	Rank	Flow Exceedance %	Parameter	Results	Units (mg or micro_gram	Limit/Standard	100mL/CF	sec/day	Actual Load (million colonies/day)	Allowable Load (million colonies/day)
5439000	2/4/2005	29.5	29.5	0.2020	5.99	5996	50.8222%	Fecal		CFU/100 mL	200	283.2	86400	-	29,313.5
5439000	2/23/2010	29.5	29.5	0.2020	5.99	5996	50.8222%	Fecal		CFU/100 mL	200	283.2	86400	-	29,313.5
5439000	3/1/2010	29.5	29.5	0.2020	5.99	5996	50.8222%	Fecal		CFU/100 mL	200	283.2	86400	-	29,313.5
5439000	5/6/2010	29.5	29.5	0.2020	5.99	5996	50.8222%	Fecal		CFU/100 mL	200	283.2	86400	-	29,313.5
5439000	11/14/2017	29.5	29.5	0.2020	5.99	5996	50.8222%	Fecal		CFU/100 mL	200	283.2	86400	-	29,313.5
5439000	12/25/2001	29.4	29.4	0.2020	5.97	6002	50.8730%	Fecal		CFU/100 mL	200	283.2	86400	-	29,214.6
5439000	3/22/2004	29.4	29.4	0.2020	5.97	6002	50.8730%	Fecal		CFU/100 mL	200	283.2	86400	-	29,214.6
5439000	11/9/2016	29.4	29.4	0.2020	5.97	6002	50.8730%	Fecal		CFU/100 mL	200	283.2	86400	-	29,214.6
5439000	12/23/2001	29.3	29.3	0.2020	5.95	6005	50.8985%	Fecal		CFU/100 mL	200	283.2	86400	-	29,115.8
5439000	4/4/2012	29.3	29.3	0.2020	5.95	6005	50.8985%	Fecal		CFU/100 mL	200	283.2	86400	-	29,115.8
5439000	5/29/2014	29.3	29.3	0.2020	5.95	6005	50.8985%	Fecal		CFU/100 mL	200	283.2	86400	-	29,115.8
5439000	5/2/2018	29.3	29.3	0.2020	5.95	6005	50.8985%	Fecal		CFU/100 mL	200	283.2	86400	-	29,115.8
5439000	11/28/2020	29.3	29.3	0.2020	5.95	6005	50.8985%	Fecal		CFU/100 mL	200	283.2	86400	-	29,115.8
5439000	7/9/1994	29.2	29.2	0.2020	5.93	6010	50.9408%	Fecal		CFU/100 mL	200	283.2	86400	-	29,016.9
5439000	12/21/2009	29.2	29.2	0.2020	5.93	6010	50.9408%	Fecal		CFU/100 mL	200	283.2	86400	-	29,016.9
5439000	12/22/2009	29.2	29.2	0.2020	5.93	6010	50.9408%	Fecal		CFU/100 mL	200	283.2	86400	-	29,016.9
5439000	8/13/2010	29.2	29.2	0.2020	5.93	6010	50.9408%	Fecal		CFU/100 mL	200	283.2	86400	-	29,016.9
5439000	5/25/2014	29.2	29.2	0.2020	5.93	6010	50.9408%	Fecal		CFU/100 mL	200	283.2	86400	-	29,016.9
5439000	7/23/2021	29.2	29.2	0.2020	5.93	6010	50.9408%	Fecal		CFU/100 mL	200	283.2	86400	-	29,016.9
5439000	9/8/2015	29.1	29.1	0.2020	5.91	6016	50.9917%	Fecal		CFU/100 mL	200	283.2	86400	-	28,918.1
5439000	12/14/2016	29.1	29.1	0.2020	5.91	6016	50.9917%	Fecal		CFU/100 mL	200	283.2	86400	-	28,918.1
5439000	1/29/2018	29.1	29.1	0.2020	5.91	6016	50.9917%	Fecal		CFU/100 mL	200	283.2	86400	-	28,918.1
5439000	6/8/2018	29.1	29.1	0.2020	5.91	6016	50.9917%	Fecal		CFU/100 mL	200	283.2	86400	-	28,918.1
5439000	1/21/1990	29	29	0.2020	5.89	6020	51.0256%	Fecal		CFU/100 mL	200	283.2	86400	-	28,819.2
5439000	7/28/1990	29	29	0.2020	5.89	6020	51.0256%	Fecal		CFU/100 mL	200	283.2	86400	-	28,819.2
5439000	11/25/1990	29	29	0.2020	5.89	6020	51.0256%	Fecal		CFU/100 mL	200	283.2	86400	-	28,819.2
5439000	1/7/1991	29	29	0.2020	5.89	6020	51.0256%	Fecal		CFU/100 mL	200	283.2	86400	-	28,819.2
5439000	1/9/1991	29	29	0.2020	5.89	6020	51.0256%	Fecal		CFU/100 mL	200	283.2	86400	-	28,819.2
5439000	2/10/1992	29	29	0.2020	5.89	6020	51.0256%	Fecal		CFU/100 mL	200	283.2	86400	-	28,819.2
5439000	5/16/1992	29	29	0.2020	5.89	6020	51.0256%	Fecal		CFU/100 mL	200	283.2	86400	-	28,819.2
5439000	9/26/1992	29	29	0.2020	5.89	6020	51.0256%	Fecal		CFU/100 mL	200	283.2	86400	-	28,819.2
5439000	9/28/1992	29	29	0.2020	5.89	6020	51.0256%	Fecal		CFU/100 mL	200	283.2	86400	-	28,819.2
5439000	2/28/1993	29	29	0.2020	5.89	6020	51.0256%	Fecal		CFU/100 mL	200	283.2	86400	-	28,819.2
5439000	3/1/1993	29	29	0.2020	5.89	6020	51.0256%	Fecal		CFU/100 mL	200	283.2	86400	-	28,819.2
5439000	11/29/1993	29	29	0.2020	5.89	6020	51.0256%	Fecal		CFU/100 mL	200	283.2	86400	-	28,819.2
5439000	4/7/1994	29	29	0.2020	5.89	6020	51.0256%	Fecal		CFU/100 mL	200	283.2	86400	-	28,819.2
5439000	3/6/1995	29	29	0.2020	5.89	6020	51.0256%	Fecal		CFU/100 mL	200	283.2	86400	-	28,819.2
5439000	11/5/1995	29	29	0.2020	5.89	6020	51.0256%	Fecal		CFU/100 mL	200	283.2	86400	-	28,819.2
5439000	7/10/1996	29	29	0.2020	5.89	6020	51.0256%	Fecal		CFU/100 mL	200	283.2	86400	-	28,819.2
5439000	6/9/1997	29	29	0.2020	5.89	6020	51.0256%	Fecal		CFU/100 mL	200	283.2	86400	-	28,819.2
5439000	6/30/1997	29	29	0.2020	5.89	6020	51.0256%	Fecal		CFU/100 mL	200	283.2	86400	-	28,819.2
5439000	7/5/1999	29	29	0.2020	5.89	6020	51.0256%	Fecal		CFU/100 mL	200	283.2	86400	-	28,819.2
5439000	5/27/2000	29	29	0.2020	5.89	6020	51.0256%	Fecal		CFU/100 mL	200	283.2	86400	-	28,819.2
5439000	5/28/2000	29	29	0.2020	5.89	6020	51.0256%	Fecal		CFU/100 mL	200	283.2	86400	-	28,819.2
5439000	4/15/2004	29	29	0.2020	5.89	6020	51.0256%	Fecal		CFU/100 mL	200	283.2	86400	-	28,819.2
5439000	3/24/2005	29	29	0.2020	5.89	6020	51.0256%	Fecal		CFU/100 mL	200	283.2	86400	-	28,819.2
5439000	2/8/2008	29	29	0.2020	5.89	6020	51.0256%	Fecal		CFU/100 mL	200	283.2	86400	-	28,819.2
5439000	2/26/2008	29	29	0.2020	5.89	6020	51.0256%	Fecal		CFU/100 mL	200	283.2	86400	-	28,819.2
5439000	8/12/2010	29	29	0.2020	5.89	6020	51.0256%	Fecal		CFU/100 mL	200	283.2	86400	-	28,819.2
5439000	10/31/2015	29	29	0.2020	5.89	6020	51.0256%	Fecal		CFU/100 mL	200	283.2	86400	-	28,819.2
5439000	12/15/2020	29	29	0.2020	5.89	6020	51.0256%	Fecal		CFU/100 mL	200	283.2	86400	-	28,819.2
5439000	7/9/2004	28.9	28.9	0.2020	5.87	6048	51.2629%	Fecal		CFU/100 mL	200	283.2	86400	-	28,720.4
5439000	2/13/2016	28.9	28.9	0.2020	5.87	6048	51.2629%	Fecal		CFU/100 mL	200	283.2	86400	-	28,720.4
5439000	7/11/2017	28.9	28.9	0.2020	5.87	6048	51.2629%	Fecal		CFU/100 mL	200	283.2	86400	-	28,720.4
5439000	6/4/2006	28.8	28.8	0.2020	5.85	6052	51.2968%	Fecal		CFU/100 mL	200	283.2	86400	-	28,621.5
5439000	2/26/2010	28.8	28.8	0.2020	5.85	6052	51.2968%	Fecal		CFU/100 mL	200	283.2	86400	-	28,621.5
5439000	11/25/2014	28.8	28.8	0.2020	5.85	6052	51.2968%	Fecal		CFU/100 mL	200	283.2	86400	-	28,621.5
5439000	12/1/2014	28.8	28.8	0.2020	5.85	6052	51.2968%	Fecal		CFU/100 mL	200	283.2	86400	-	28,621.5
5439000	11/9/1993	28.7	28.7	0.2020	5.83	6056	51.3307%	Fecal		CFU/100 mL	200	283.2	86400	-	28,522.7
5439000	4/23/2005	28.7	28.7	0.2020	5.83	6056	51.3307%	Fecal		CFU/100 mL	200	283.2	86400	-	28,522.7
5439000	5/24/2013	28.7	28.7	0.2020	5.83	6056	51.3307%	Fecal		CFU/100 mL	200	283.2	86400	-	28,522.7
5439000	12/2/2014	28.7	28.7	0.2020	5.83	6056	51.3307%	Fecal		CFU/100 mL	200	283.2	86400	-	28,522.7
5439000	7/3/2016	28.7	28.7	0.2020	5.83	6056	51.3307%	Fecal		CFU/100 mL	200	283.2	86400	-	28,522.7
5439000	12/18/2016	28.7	28.7	0.2020	5.83	6056	51.3307%	Fecal		CFU/100 mL	200	283.2	86400	-	28,522.7
5439000	3/23/2018	28.7	28.7	0.2020	5.83	6056	51.3307%	Fecal		CFU/100 mL	200	283.2	86400	-	28,522.7
5439000	4/27/2012	28.6	28.6	0.2020	5.81	6063	51.3901%	Fecal		CFU/100 mL	200	283.2	86400	-	28,423.8
5439000	8/22/2013	28.6	28.6	0.2020	5.81	6063	51.3901%	Fecal		CFU/100 mL	200	283.2	86400	-	28,423.8
5439000	6/7/2021	28.6	28.6	0.2020	5.81	6063	51.3901%	Fecal		CFU/100 mL	200	283.2	86400	-	28,423.8
5439000	11/11/1993	28.5	28.5	0.2020	5.79	6066	51.4155%	Fecal		CFU/100 mL	200	283.2	86400	-	28,325.0
5439000	4/16/1994	28.5	28.5	0.2020	5.79	6066	51.4155%	Fecal		CFU/100 mL	200	283.2	86400	-	28,325.0
5439000	10/31/2001	28.5	28.5	0.2020	5.79	6066	51.4155%	Fecal		CFU/100 mL	200	283.2	86400	-	28,325.0
5439000	7/10/2004	28.5	28.5	0.2020	5.79	6066	51.4155%	Fecal		CFU/100 mL	200	283.2	86400	-	28,325.0
5439000	6/6/2012	28.5	28.5	0.2020	5.79	6066	51.4155%	Fecal		CFU/100 mL	200	283.2	86400	-	28,325.0
5439000	4/5/2013	28.5	28.5	0.2020	5.79	6066	51.4155%	Fecal		CFU/100 mL	200	283.2	86400	-	28,325.0
5439000	2/17/2016	28.5	28.5	0.2020	5.79	6066	51.4155%	Fecal		CFU/100 mL	200	283.2	86400	-	28,325.0
5439000	5/22/2005	28.4	28.4	0.2020	5.77	6073	51.4748%	Fecal		CFU/100 mL	200	283.2	86400	-	28,226.1
5439000	9/1/2009	28.4	28.4	0.2020	5.77	6073	51.4748%	Fecal		CFU/100 mL	200	283.2	86400	-	28,226.1
5439000	12/24/2016	28.4	28.4	0.2020	5.77	6073	51.4748%	Fecal		CFU/100 mL	200	283.2	86400	-	28,226.1
5439000	3/22/2005	28.3	28.3	0.2020	5.75	6076	51.5003%	Fecal		CFU/100 mL	200	283.2	86400	-	28,127.2
5439000	1/24/2007	28.3	28.3	0.2020	5.75	6076	51.5003%	Fecal		CFU/100 mL	200	283.2	86400	-	28,127.2
5439000	7/5/2007	28.3	28.3	0.2020	5.75	6076	51.5003%	Fecal		CFU/100 mL	200	283.2	86400	-	28,127.2
5439000	8/18/2009	28.3	28.3	0.2020	5.75	6076	51.5003%	Fecal		CFU/100 mL	200	283.2	86400	-	28,127.2
5439000	10/16/2018	28.3	28.3	0.2020	5.75	6076	51.5003%	Fecal		CFU/100 mL	200	283.2	86400	-	28,127.2
5439000	2/29/2016	28.2	28.2	0.2020	5.73	6081	51.5426%	Fecal		CFU/100 mL	200	283.2	86400	-	28,028.4
5439000	7/11/2016	28.2	28.2	0.2020	5.73	6081	51.5426%	Fecal		CFU/100 mL	200	283.2	86400	-	28,028.4
5439000	4/16/2004	28.1	28.1	0.2020	5.71	6083	51.5596%	Fecal		CFU/100 mL	200	283.2	86400	-	27,929.5
5439000	6/29/2007	28.1	28.1	0.2020	5.71	6083	51.5596%	Fecal		CFU/100 mL	200	283.2	86400	-	27,929.5
5439000	6/27/2008	28.1	28.1	0.2020	5.71	6083	51.5596%	Fecal		CFU/100 mL	200	283.2	86400	-	27,929.5
5439000	12/10/2009	28.1	28.1	0.2020	5.71	6083	51.5596%	Fecal		CFU/100 mL	200	283.2	86400	-	27,929.5
5439000	4/5/2012	28.1	28.1	0.2020	5.71	6083	51.5596%	Fecal		CFU/100 mL	200	283.2	86400	-	27,929.5
5439000	12/24/2018	28.1	28.1	0.2020	5.71	6083	51.5596%	Fecal		CFU/100 mL	200	283.2	86400	-	27,929.5
5439000	1/6/1990	28	28	0.2020	5.69	6089	51.6104%	Fecal		CFU/100 mL	200	283.2	86400	-	27,830.7
5439000	7/17/1990	28	28	0.2020	5.69	6089	51.6104%	Fecal		CFU/100 mL	200	283.2	86400	-	27,830.7
5439000	8/16/1990	28	28	0.2020	5.69	6089	51.6104%	Fecal		CFU/100 mL	200	283.2	86400	-	27,830.7
5439000	10/21/1990	28	28	0.2020	5.69	6089	51.6104%	Fecal		CFU/100 mL	200	283.2	86400	-	27,830.7
5439000	1/12/1991	28	28	0.2020	5.69	6089	51.6104%	Fecal		CFU/100 mL	200	283.2	86400	-	27,830.7
5439000	1/15/1991	28	28	0.2020	5.69	6089	51.6104%	Fecal		CFU/100 mL	200	283.2	86400	-	27,830.7
5439000	6/30/1991	28	28	0.2020	5.69	6089	51.6104%	Fecal		CFU/100 mL	200	283.2	86400	-	27,830.7
5439000	2/11/1992	28	28	0.2020	5.69	6089	51.6104%	Fecal		CFU/100 mL	200	283.2	86400	-	27,830.7
5439000	2/17/1992	28	28	0.2020	5.69	6089	51.6104%	Fecal		CFU/100 mL	200	283.2	86400	-	27,830.7
5439000	5/17/1992	28	28	0.2020	5.69	6089	51.6104%	Fecal		CFU/100 mL	200	283.2	86400	-	27,830.7
5439000	3/7/1995	28	28	0.2020	5.69	6089	51.6104%	Fecal		CFU/100 mL	200	283.2	86400	-	27,830.7
5439000	7/11/1995	28	28	0.2020	5.69	6089	51.6104%	Fecal		CFU/100 mL	200	283.2	86400	-	27,830.7
5439000	9/7/1995	28	28	0.2020	5.69	6089	51.6104%	Fecal		CFU/100 mL	200	283.2	86400	-	27,830.7
5439000	11/30/1995	28	28	0.2020	5.69	6089	51.6104%	Fecal		CFU/100 mL	200	283.2	86400	-	27,830.7
5439000	12/8/1995	28	28	0.2020	5.69	6089	51.6104%	Fecal		CFU/100 mL	200	283.2	86400	-	27,830.7
5439000	2/9/1996	28	28	0.2020	5.69	6089	51.6104%	Fecal		CFU/100 mL	200	283.2	86400	-	27,830.7
5439000	4/22/1996	28	28	0.2020	5.69	6089	51.6104%	Fecal		CFU/100 mL	200	283.2	86400	-	27,830.7
5439000	5/4/1996	28	28	0.2020	5.69	6089	51.6104%	Fecal		CFU/100 mL	200	283.2	86400	-	27,830.7
5439000	7/13/1996	28	28	0.2020	5.69	6089	51.6104%	Fecal		CFU/100 mL	200	283.2	86400	-	27,830.7
5439000	12/11/1996	28	28	0.2020	5.69	6089	51.6104%	Fecal		CFU/100 mL	200	283.2	86400	-	27,830.7
5439000	7/1/1997	28	28	0.2020	5.69	6089	51.6104%	Fecal		CFU/100 mL	200	283.2	86400	-	27,830.7
5439000	1/21/1998	28	28	0.2020	5.69	6089	51.6104%	Fecal		CFU/100 mL	200	283.2	86400	-	27,830.7
5439000	11/5/1998	28	28	0.2020	5.69	6089	51.6104%	Fecal		CFU/100 mL	200	283.2	86400	-	27,830.7
5439000	11/29/1998	28	28	0.2020	5.69	6089	51.6104%	Fecal		CFU/100 mL	200	283.2	86400	-	27,830.7
5439000	3/19/2000	28	28	0.2020	5.69	6089	51.6104%	Fecal		CFU/100 mL	200	283.2	86400	-	27,830.7
5439000	5/25/2000	28	28	0.2020	5.69	6089	51.6104%	Fecal		CFU/100 mL	200	283.2	86400	-	27,830.7
5439000	11/17/2000	28	28	0.2020	5.69	6089	51.6104%	Fecal		CFU/100 mL	200	283.2	86400	-	27,830.7
5439000	1/29/2001	28	28	0.2020	5.69	6089	51.6104%	Fecal		CFU/100 mL	200	283.2	86400	-	27,830.7
5439000	5/17/2001	28	28	0.2020	5.69	6089	51.6104%	Fecal		CFU/100 mL	200	283.2	86400	-	27,830.7
5439000	5/18/2001	28	28	0.2020	5.69	6089	51.6104%	Fecal		CFU/100 mL	200	283.2	86400	-	27,830.7
5439000	5/22/2001	28	28	0.2020	5.69	6089	51.6104%	Fecal		CFU/100 mL	200	283.2	86400	-	27,830.7
5439000	6/13/2007	28	28	0.2020	5.69	6089	51.6104%	Fecal		CFU/100 mL	200	283.2	86400	-	27,830.7
5439000	2/5/2008	28	28	0.2020	5.69	6089	51.6104%	Fecal		CFU/100 mL	200	283.2	86400	-	27,830.7
5439000	2/6/2008	28	28	0.2020	5.69	6089	51.6104%	Fecal		CFU/100 mL	200	283.2	86400	-	27,830.7

Gage ID	Date	Discharge (CFS)	Gage Discharge (less Surrogate NPDES) (CFS)	Watershed Area Ratio	Calculated flow (CFS)	Rank	Flow Exceedance %	Parameter	Results	Units (mg or micro_gram	Limit/Standard	100mL/CF	sec/day	Actual Load (million colonies/day)	Allowable Load (million colonies/day)
5439000	2/27/2008	28	28	0.2020	5.69	6089	51.6104%	Fecal		CFU/100 mL	200	283.2	86400	-	27,830.7
5439000	7/13/2009	28	28	0.2020	5.69	6089	51.6104%	Fecal		CFU/100 mL	200	283.2	86400	-	27,830.7
5439000	12/15/2016	28	28	0.2020	5.69	6089	51.6104%	Fecal		CFU/100 mL	200	283.2	86400	-	27,830.7
5439000	12/1/1993	27.9	27.9	0.2020	5.67	6126	51.9241%	Fecal		CFU/100 mL	200	283.2	86400	-	27,731.8
5439000	6/10/2010	27.9	27.9	0.2020	5.67	6126	51.9241%	Fecal		CFU/100 mL	200	283.2	86400	-	27,731.8
5439000	9/29/2011	27.9	27.9	0.2020	5.67	6126	51.9241%	Fecal		CFU/100 mL	200	283.2	86400	-	27,731.8
5439000	7/17/2013	27.9	27.9	0.2020	5.67	6126	51.9241%	Fecal		CFU/100 mL	200	283.2	86400	-	27,731.8
5439000	12/10/2017	27.9	27.9	0.2020	5.67	6126	51.9241%	Fecal		CFU/100 mL	200	283.2	86400	-	27,731.8
5439000	5/2/2021	27.9	27.9	0.2020	5.67	6126	51.9241%	Fecal		CFU/100 mL	200	283.2	86400	-	27,731.8
5439000	6/10/2021	27.9	27.9	0.2020	5.67	6126	51.9241%	Fecal		CFU/100 mL	200	283.2	86400	-	27,731.8
5439000	12/14/2007	27.8	27.8	0.2020	5.65	6133	51.9834%	Fecal		CFU/100 mL	200	283.2	86400	-	27,633.0
5439000	5/26/2013	27.8	27.8	0.2020	5.65	6133	51.9834%	Fecal		CFU/100 mL	200	283.2	86400	-	27,633.0
5439000	12/16/2016	27.8	27.8	0.2020	5.65	6133	51.9834%	Fecal		CFU/100 mL	200	283.2	86400	-	27,633.0
5439000	3/10/2022	27.8	27.8	0.1459	4.09	6799	57.6284%	Fecal		CFU/100 mL	200	283.2	86400	-	20,004.9
5439000	4/8/1994	27.7	27.7	0.2020	5.63	6136	52.0088%	Fecal		CFU/100 mL	200	283.2	86400	-	27,534.1
5439000	4/8/2006	27.7	27.7	0.2020	5.63	6136	52.0088%	Fecal		CFU/100 mL	200	283.2	86400	-	27,534.1
5439000	10/3/2006	27.7	27.7	0.2020	5.63	6136	52.0088%	Fecal		CFU/100 mL	200	283.2	86400	-	27,534.1
5439000	2/27/2010	27.7	27.7	0.2020	5.63	6136	52.0088%	Fecal		CFU/100 mL	200	283.2	86400	-	27,534.1
5439000	10/17/2012	27.7	27.7	0.2020	5.63	6136	52.0088%	Fecal		CFU/100 mL	200	283.2	86400	-	27,534.1
5439000	5/27/2014	27.7	27.7	0.2020	5.63	6136	52.0088%	Fecal		CFU/100 mL	200	283.2	86400	-	27,534.1
5439000	12/25/2019	27.7	27.7	0.2020	5.63	6136	52.0088%	Fecal		CFU/100 mL	200	283.2	86400	-	27,534.1
5439000	11/10/1993	27.6	27.6	0.2020	5.61	6143	52.0681%	Fecal		CFU/100 mL	200	283.2	86400	-	27,435.3
5439000	12/11/2004	27.6	27.6	0.2020	5.61	6143	52.0681%	Fecal		CFU/100 mL	200	283.2	86400	-	27,435.3
5439000	6/14/2007	27.6	27.6	0.2020	5.61	6143	52.0681%	Fecal		CFU/100 mL	200	283.2	86400	-	27,435.3
5439000	12/24/2019	27.6	27.6	0.2020	5.61	6143	52.0681%	Fecal		CFU/100 mL	200	283.2	86400	-	27,435.3
5439000	2/15/2016	27.5	27.5	0.2020	5.59	6147	52.1021%	Fecal		CFU/100 mL	200	283.2	86400	-	27,336.4
5439000	11/10/2016	27.5	27.5	0.2020	5.59	6147	52.1021%	Fecal		CFU/100 mL	200	283.2	86400	-	27,336.4
5439000	1/10/2017	27.5	27.5	0.2020	5.59	6147	52.1021%	Fecal		CFU/100 mL	200	283.2	86400	-	27,336.4
5439000	9/19/2007	27.4	27.4	0.2020	5.57	6150	52.1275%	Fecal		CFU/100 mL	200	283.2	86400	-	27,237.6
5439000	7/7/2008	27.4	27.4	0.2020	5.57	6150	52.1275%	Fecal		CFU/100 mL	200	283.2	86400	-	27,237.6
5439000	2/26/2016	27.4	27.4	0.2020	5.57	6150	52.1275%	Fecal		CFU/100 mL	200	283.2	86400	-	27,237.6
5439000	2/27/2016	27.4	27.4	0.2020	5.57	6150	52.1275%	Fecal		CFU/100 mL	200	283.2	86400	-	27,237.6
5439000	7/30/2016	27.4	27.4	0.2020	5.57	6150	52.1275%	Fecal		CFU/100 mL	200	283.2	86400	-	27,237.6
5439000	5/4/2021	27.4	27.4	0.2020	5.57	6150	52.1275%	Fecal		CFU/100 mL	200	283.2	86400	-	27,237.6
5439000	2/10/2010	27.3	27.3	0.2020	5.55	6156	52.1783%	Fecal		CFU/100 mL	200	283.2	86400	-	27,138.7
5439000	7/10/2010	27.3	27.3	0.2020	5.55	6156	52.1783%	Fecal		CFU/100 mL	200	283.2	86400	-	27,138.7
5439000	4/9/1994	27.2	27.2	0.2020	5.53	6158	52.1953%	Fecal		CFU/100 mL	200	283.2	86400	-	27,039.8
5439000	7/7/2004	27.2	27.2	0.2020	5.53	6158	52.1953%	Fecal		CFU/100 mL	200	283.2	86400	-	27,039.8
5439000	3/21/2005	27.2	27.2	0.2020	5.53	6158	52.1953%	Fecal		CFU/100 mL	200	283.2	86400	-	27,039.8
5439000	6/23/2006	27.2	27.2	0.2020	5.53	6158	52.1953%	Fecal		CFU/100 mL	200	283.2	86400	-	27,039.8
5439000	6/7/2012	27.2	27.2	0.2020	5.53	6158	52.1953%	Fecal		CFU/100 mL	200	283.2	86400	-	27,039.8
5439000	12/19/2016	27.2	27.2	0.2020	5.53	6158	52.1953%	Fecal		CFU/100 mL	200	283.2	86400	-	27,039.8
5439000	12/23/2016	27.2	27.2	0.2020	5.53	6158	52.1953%	Fecal		CFU/100 mL	200	283.2	86400	-	27,039.8
5439000	7/17/2018	27.2	27.2	0.2020	5.53	6158	52.1953%	Fecal		CFU/100 mL	200	283.2	86400	-	27,039.8
5439000	7/21/2020	27.2	27.2	0.2020	5.53	6158	52.1953%	Fecal		CFU/100 mL	200	283.2	86400	-	27,039.8
5439000	11/17/1993	27.1	27.1	0.2020	5.51	6167	52.2716%	Fecal		CFU/100 mL	200	283.2	86400	-	26,941.0
5439000	5/10/2008	27.1	27.1	0.2020	5.51	6167	52.2716%	Fecal		CFU/100 mL	200	283.2	86400	-	26,941.0
5439000	12/20/2016	27.1	27.1	0.2020	5.51	6167	52.2716%	Fecal		CFU/100 mL	200	283.2	86400	-	26,941.0
5439000	12/21/2016	27.1	27.1	0.2020	5.51	6167	52.2716%	Fecal		CFU/100 mL	200	283.2	86400	-	26,941.0
5439000	12/22/2016	27.1	27.1	0.2020	5.51	6167	52.2716%	Fecal		CFU/100 mL	200	283.2	86400	-	26,941.0
5439000	3/26/2018	27.1	27.1	0.2020	5.51	6167	52.2716%	Fecal		CFU/100 mL	200	283.2	86400	-	26,941.0
5439000	7/18/1990	27	27	0.2020	5.49	6174	52.3309%	Fecal		CFU/100 mL	200	283.2	86400	-	26,842.1
5439000	8/30/1990	27	27	0.2020	5.49	6174	52.3309%	Fecal		CFU/100 mL	200	283.2	86400	-	26,842.1
5439000	1/10/1991	27	27	0.2020	5.49	6174	52.3309%	Fecal		CFU/100 mL	200	283.2	86400	-	26,842.1
5439000	1/14/1991	27	27	0.2020	5.49	6174	52.3309%	Fecal		CFU/100 mL	200	283.2	86400	-	26,842.1
5439000	6/23/1991	27	27	0.2020	5.49	6174	52.3309%	Fecal		CFU/100 mL	200	283.2	86400	-	26,842.1
5439000	11/25/1991	27	27	0.2020	5.49	6174	52.3309%	Fecal		CFU/100 mL	200	283.2	86400	-	26,842.1
5439000	2/13/1992	27	27	0.2020	5.49	6174	52.3309%	Fecal		CFU/100 mL	200	283.2	86400	-	26,842.1
5439000	5/23/1992	27	27	0.2020	5.49	6174	52.3309%	Fecal		CFU/100 mL	200	283.2	86400	-	26,842.1
5439000	8/1/1992	27	27	0.2020	5.49	6174	52.3309%	Fecal		CFU/100 mL	200	283.2	86400	-	26,842.1
5439000	8/3/1992	27	27	0.2020	5.49	6174	52.3309%	Fecal		CFU/100 mL	200	283.2	86400	-	26,842.1
5439000	9/17/1992	27	27	0.2020	5.49	6174	52.3309%	Fecal		CFU/100 mL	200	283.2	86400	-	26,842.1
5439000	9/23/1992	27	27	0.2020	5.49	6174	52.3309%	Fecal		CFU/100 mL	200	283.2	86400	-	26,842.1
5439000	1/5/1994	27	27	0.2020	5.49	6174	52.3309%	Fecal		CFU/100 mL	200	283.2	86400	-	26,842.1
5439000	2/17/1995	27	27	0.2020	5.49	6174	52.3309%	Fecal		CFU/100 mL	200	283.2	86400	-	26,842.1
5439000	2/18/1995	27	27	0.2020	5.49	6174	52.3309%	Fecal		CFU/100 mL	200	283.2	86400	-	26,842.1
5439000	12/2/1995	27	27	0.2020	5.49	6174	52.3309%	Fecal		CFU/100 mL	200	283.2	86400	-	26,842.1
5439000	12/5/1995	27	27	0.2020	5.49	6174	52.3309%	Fecal		CFU/100 mL	200	283.2	86400	-	26,842.1
5439000	1/18/1996	27	27	0.2020	5.49	6174	52.3309%	Fecal		CFU/100 mL	200	283.2	86400	-	26,842.1
5439000	2/29/1996	27	27	0.2020	5.49	6174	52.3309%	Fecal		CFU/100 mL	200	283.2	86400	-	26,842.1
5439000	7/12/1996	27	27	0.2020	5.49	6174	52.3309%	Fecal		CFU/100 mL	200	283.2	86400	-	26,842.1
5439000	7/15/1996	27	27	0.2020	5.49	6174	52.3309%	Fecal		CFU/100 mL	200	283.2	86400	-	26,842.1
5439000	6/10/1997	27	27	0.2020	5.49	6174	52.3309%	Fecal		CFU/100 mL	200	283.2	86400	-	26,842.1
5439000	6/18/1997	27	27	0.2020	5.49	6174	52.3309%	Fecal		CFU/100 mL	200	283.2	86400	-	26,842.1
5439000	7/16/1998	27	27	0.2020	5.49	6174	52.3309%	Fecal		CFU/100 mL	200	283.2	86400	-	26,842.1
5439000	11/27/1998	27	27	0.2020	5.49	6174	52.3309%	Fecal		CFU/100 mL	200	283.2	86400	-	26,842.1
5439000	11/28/1998	27	27	0.2020	5.49	6174	52.3309%	Fecal		CFU/100 mL	200	283.2	86400	-	26,842.1
5439000	12/21/1998	27	27	0.2020	5.49	6174	52.3309%	Fecal		CFU/100 mL	200	283.2	86400	-	26,842.1
5439000	7/6/1999	27	27	0.2020	5.49	6174	52.3309%	Fecal		CFU/100 mL	200	283.2	86400	-	26,842.1
5439000	3/16/2000	27	27	0.2020	5.49	6174	52.3309%	Fecal		CFU/100 mL	200	283.2	86400	-	26,842.1
5439000	7/21/2000	27	27	0.2020	5.49	6174	52.3309%	Fecal		CFU/100 mL	200	283.2	86400	-	26,842.1
5439000	9/12/2000	27	27	0.2020	5.49	6174	52.3309%	Fecal		CFU/100 mL	200	283.2	86400	-	26,842.1
5439000	5/24/2001	27	27	0.2020	5.49	6174	52.3309%	Fecal		CFU/100 mL	200	283.2	86400	-	26,842.1
5439000	6/26/2001	27	27	0.2020	5.49	6174	52.3309%	Fecal		CFU/100 mL	200	283.2	86400	-	26,842.1
5439000	12/3/2001	27	27	0.2020	5.49	6174	52.3309%	Fecal		CFU/100 mL	200	283.2	86400	-	26,842.1
5439000	2/11/2010	27	27	0.2020	5.49	6174	52.3309%	Fecal		CFU/100 mL	200	283.2	86400	-	26,842.1
5439000	7/7/2011	27	27	0.2020	5.49	6174	52.3309%	Fecal		CFU/100 mL	200	283.2	86400	-	26,842.1
5439000	11/16/1993	26.9	26.9	0.2020	5.46	6210	52.6360%	Fecal		CFU/100 mL	200	283.2	86400	-	26,743.3
5439000	12/20/2001	26.9	26.9	0.2020	5.46	6210	52.6360%	Fecal		CFU/100 mL	200	283.2	86400	-	26,743.3
5439000	10/16/2007	26.9	26.9	0.2020	5.46	6210	52.6360%	Fecal		CFU/100 mL	200	283.2	86400	-	26,743.3
5439000	2/10/2008	26.9	26.9	0.2020	5.46	6210	52.6360%	Fecal		CFU/100 mL	200	283.2	86400	-	26,743.3
5439000	4/6/2013	26.9	26.9	0.2020	5.46	6210	52.6360%	Fecal		CFU/100 mL	200	283.2	86400	-	26,743.3
5439000	8/24/2002	26.8	26.8	0.2020	5.44	6215	52.6784%	Fecal		CFU/100 mL	200	283.2	86400	-	26,644.4
5439000	9/11/2006	26.8	26.8	0.2020	5.44	6215	52.6784%	Fecal		CFU/100 mL	200	283.2	86400	-	26,644.4
5439000	2/12/2010	26.8	26.8	0.2020	5.44	6215	52.6784%	Fecal		CFU/100 mL	200	283.2	86400	-	26,644.4
5439000	2/14/2016	26.8	26.8	0.2020	5.44	6215	52.6784%	Fecal		CFU/100 mL	200	283.2	86400	-	26,644.4
5439000	11/11/2016	26.8	26.8	0.2020	5.44	6215	52.6784%	Fecal		CFU/100 mL	200	283.2	86400	-	26,644.4
5439000	12/15/2003	26.7	26.7	0.2020	5.42	6220	52.7208%	Fecal		CFU/100 mL	200	283.2	86400	-	26,545.6
5439000	4/8/2005	26.7	26.7	0.2020	5.42	6220	52.7208%	Fecal		CFU/100 mL	200	283.2	86400	-	26,545.6
5439000	1/24/2009	26.7	26.7	0.2020	5.42	6220	52.7208%	Fecal		CFU/100 mL	200	283.2	86400	-	26,545.6
5439000	12/12/2017	26.7	26.7	0.2020	5.42	6220	52.7208%	Fecal		CFU/100 mL	200	283.2	86400	-	26,545.6
5439000	6/12/2007	26.6	26.6	0.2020	5.40	6224	52.7547%	Fecal		CFU/100 mL	200	283.2	86400	-	26,446.7
5439000	2/13/2010	26.6	26.6	0.2020	5.40	6224	52.7547%	Fecal		CFU/100 mL	200	283.2	86400	-	26,446.7
5439000	2/16/2010	26.6	26.6	0.2020	5.40	6224	52.7547%	Fecal		CFU/100 mL	200	283.2	86400	-	26,446.7
5439000	2/21/2010	26.6	26.6	0.2020	5.40	6224	52.7547%	Fecal		CFU/100 mL	200	283.2	86400	-	26,446.7
5439000	5/25/2013	26.6	26.6	0.2020	5.40	6224	52.7547%	Fecal		CFU/100 mL	200	283.2	86400	-	26,446.7
5439000	11/24/2018	26.6	26.6	0.2020	5.40	6224	52.7547%	Fecal		CFU/100 mL	200	283.2	86400	-	26,446.7
5439000	11/18/1993	26.5	26.5	0.2020	5.38	6230	52.8056%	Fecal		CFU/100 mL	200	283.2	86400	-	26,347.9
5439000	2/14/2010	26.5	26.5	0.2020	5.38	6230	52.8056%	Fecal		CFU/100 mL	200	283.2	86400	-	26,347.9
5439000	6/11/2010	26.5	26.5	0.2020	5.38	6230	52.8056%	Fecal		CFU/100 mL	200	283.2	86400	-	26,347.9
5439000	2/20/2014	26.5	26.5	0.2020	5.38	6230	52.8056%	Fecal		CFU/100 mL	200	283.2	86400	-	26,347.9
5439000	10/20/2014	26.5	26.5	0.2020	5.38	6230	52.8056%	Fecal		CFU/100 mL	200	283.2	86400	-	26,347.9
5439000	4/5/2018	26.5	26.5	0.2020	5.38	6230	52.8056%	Fecal		CFU/100 mL	200	283.2	86400	-	26,347.9
5439000	12/26/2019	26.5	26.5	0.2020	5.38	6230	52.8056%	Fecal		CFU/100 mL	200	283.2	86400	-	26,347.9
5439000	6/19/2021	26.5	26.5	0.2020	5.38	6230	52.8056%	Fecal		CFU/100 mL	200	283.2	86400	-	26,347.9
5439000	12/22/2001	26.4	26.4	0.2020	5.36	6239	52.8818%	Fecal		CFU/100 mL	200	283.2	86400	-	26,249.0
5439000	6/26/2007	26.4	26.4	0.2020	5.36	6239	52.8818%	Fecal		CFU/100 mL	200	283.2	86400	-	26,249.0
5439000	2/17/2010	26.4	26.4	0.2020	5.36	6239	52.8818%	Fecal		CFU/100 mL	200	283.2	86400	-	26,249.0
5439000	4/9/2012	26.4	26.4	0.2020	5.36	6239	52.8818%	Fecal		CFU/100 mL	200	283.2	86400	-	26,249.0
5439000	4/14/2012	26.4	26.4	0.2020	5.36	6239	52.8818%	Fecal		CFU/100 mL	200	283.2	86400	-	26,249.0
5439000	11/10/2018	26.4	26.4	0.2020	5.36	6239	52.8818%	Fecal		CFU/100 mL	200	283.2	86400	-	26,249.0
5439000	11/25/1993	26.3	26.3	0.2020	5.34	6245	52.9327%	Fecal		CFU/100 mL	200	283.2	86400	-	26,150.2
5439000	7/8/2011	26.3	26.3	0.2020	5.34	6245	52.9327%	Fecal		CFU/100 mL	200	283.2	86400	-	26,150.2
5439000	4/6/2012	26.3	26.3	0.2020	5.34	6245	52.9327%	Fecal		CFU/100 mL	200	283.2	86400	-	26,150.2
5439000	3/1/2016	26.3	26.3	0.2020	5.34	6245	52.9327%	Fecal		CFU/100 mL	200	283.2	86400	-	26,150.2

Gage ID	Date	Discharge (CFS)	Gage Discharge (less Surrogate NPDES) (CFS)	Watershed Area Ratio	Calculated flow (CFS)	Rank	Flow Exceedance %	Parameter	Results	Units (mg or micro_gram	Limit/Standard	100mL/CF	sec/day	Actual Load (million colonies/day)	Allowable Load (million colonies/day)
5439000	3/2/2016	26.3	26.3	0.2020	5.34	6245	52.9327%	Fecal		CFU/100 mL	200	283.2	86400	-	26,150.2
5439000	7/5/2017	26.3	26.3	0.2020	5.34	6245	52.9327%	Fecal		CFU/100 mL	200	283.2	86400	-	26,150.2
5439000	7/26/2008	26.2	26.2	0.2020	5.32	6251	52.9836%	Fecal		CFU/100 mL	200	283.2	86400	-	26,051.3
5439000	11/29/2008	26.2	26.2	0.2020	5.32	6251	52.9836%	Fecal		CFU/100 mL	200	283.2	86400	-	26,051.3
5439000	2/15/2010	26.2	26.2	0.2020	5.32	6251	52.9836%	Fecal		CFU/100 mL	200	283.2	86400	-	26,051.3
5439000	7/6/2017	26.2	26.2	0.2020	5.32	6251	52.9836%	Fecal		CFU/100 mL	200	283.2	86400	-	26,051.3
5439000	12/2/2001	26.1	26.1	0.2020	5.30	6255	53.0175%	Fecal		CFU/100 mL	200	283.2	86400	-	25,952.4
5439000	12/5/2001	26.1	26.1	0.2020	5.30	6255	53.0175%	Fecal		CFU/100 mL	200	283.2	86400	-	25,952.4
5439000	5/18/2007	26.1	26.1	0.2020	5.30	6255	53.0175%	Fecal		CFU/100 mL	200	283.2	86400	-	25,952.4
5439000	2/24/2010	26.1	26.1	0.2020	5.30	6255	53.0175%	Fecal		CFU/100 mL	200	283.2	86400	-	25,952.4
5439000	4/8/2012	26.1	26.1	0.2020	5.30	6255	53.0175%	Fecal		CFU/100 mL	200	283.2	86400	-	25,952.4
5439000	5/26/2014	26.1	26.1	0.2020	5.30	6255	53.0175%	Fecal		CFU/100 mL	200	283.2	86400	-	25,952.4
5439000	7/4/2016	26.1	26.1	0.2020	5.30	6255	53.0175%	Fecal		CFU/100 mL	200	283.2	86400	-	25,952.4
5439000	12/25/2018	26.1	26.1	0.2020	5.30	6255	53.0175%	Fecal		CFU/100 mL	200	283.2	86400	-	25,952.4
5439000	8/12/2019	26.1	26.1	0.2020	5.30	6255	53.0175%	Fecal		CFU/100 mL	200	283.2	86400	-	25,952.4
5439000	8/9/1990	26	26	0.2020	5.28	6264	53.0937%	Fecal		CFU/100 mL	200	283.2	86400	-	25,853.6
5439000	10/11/1990	26	26	0.2020	5.28	6264	53.0937%	Fecal		CFU/100 mL	200	283.2	86400	-	25,853.6
5439000	1/16/1991	26	26	0.2020	5.28	6264	53.0937%	Fecal		CFU/100 mL	200	283.2	86400	-	25,853.6
5439000	1/18/1991	26	26	0.2020	5.28	6264	53.0937%	Fecal		CFU/100 mL	200	283.2	86400	-	25,853.6
5439000	1/19/1991	26	26	0.2020	5.28	6264	53.0937%	Fecal		CFU/100 mL	200	283.2	86400	-	25,853.6
5439000	1/23/1991	26	26	0.2020	5.28	6264	53.0937%	Fecal		CFU/100 mL	200	283.2	86400	-	25,853.6
5439000	2/28/1991	26	26	0.2020	5.28	6264	53.0937%	Fecal		CFU/100 mL	200	283.2	86400	-	25,853.6
5439000	5/18/1992	26	26	0.2020	5.28	6264	53.0937%	Fecal		CFU/100 mL	200	283.2	86400	-	25,853.6
5439000	7/19/1992	26	26	0.2020	5.28	6264	53.0937%	Fecal		CFU/100 mL	200	283.2	86400	-	25,853.6
5439000	7/24/1992	26	26	0.2020	5.28	6264	53.0937%	Fecal		CFU/100 mL	200	283.2	86400	-	25,853.6
5439000	9/21/1992	26	26	0.2020	5.28	6264	53.0937%	Fecal		CFU/100 mL	200	283.2	86400	-	25,853.6
5439000	8/17/1993	26	26	0.2020	5.28	6264	53.0937%	Fecal		CFU/100 mL	200	283.2	86400	-	25,853.6
5439000	8/28/1993	26	26	0.2020	5.28	6264	53.0937%	Fecal		CFU/100 mL	200	283.2	86400	-	25,853.6
5439000	7/15/1994	26	26	0.2020	5.28	6264	53.0937%	Fecal		CFU/100 mL	200	283.2	86400	-	25,853.6
5439000	7/12/1995	26	26	0.2020	5.28	6264	53.0937%	Fecal		CFU/100 mL	200	283.2	86400	-	25,853.6
5439000	7/13/1995	26	26	0.2020	5.28	6264	53.0937%	Fecal		CFU/100 mL	200	283.2	86400	-	25,853.6
5439000	12/9/1995	26	26	0.2020	5.28	6264	53.0937%	Fecal		CFU/100 mL	200	283.2	86400	-	25,853.6
5439000	4/18/1996	26	26	0.2020	5.28	6264	53.0937%	Fecal		CFU/100 mL	200	283.2	86400	-	25,853.6
5439000	4/21/1996	26	26	0.2020	5.28	6264	53.0937%	Fecal		CFU/100 mL	200	283.2	86400	-	25,853.6
5439000	7/11/1996	26	26	0.2020	5.28	6264	53.0937%	Fecal		CFU/100 mL	200	283.2	86400	-	25,853.6
5439000	8/29/1996	26	26	0.2020	5.28	6264	53.0937%	Fecal		CFU/100 mL	200	283.2	86400	-	25,853.6
5439000	2/6/1997	26	26	0.2020	5.28	6264	53.0937%	Fecal		CFU/100 mL	200	283.2	86400	-	25,853.6
5439000	6/19/1997	26	26	0.2020	5.28	6264	53.0937%	Fecal		CFU/100 mL	200	283.2	86400	-	25,853.6
5439000	11/6/1998	26	26	0.2020	5.28	6264	53.0937%	Fecal		CFU/100 mL	200	283.2	86400	-	25,853.6
5439000	12/1/1998	26	26	0.2020	5.28	6264	53.0937%	Fecal		CFU/100 mL	200	283.2	86400	-	25,853.6
5439000	7/9/1999	26	26	0.2020	5.28	6264	53.0937%	Fecal		CFU/100 mL	200	283.2	86400	-	25,853.6
5439000	5/26/2000	26	26	0.2020	5.28	6264	53.0937%	Fecal		CFU/100 mL	200	283.2	86400	-	25,853.6
5439000	11/1/2001	26	26	0.2020	5.28	6264	53.0937%	Fecal		CFU/100 mL	200	283.2	86400	-	25,853.6
5439000	12/4/2001	26	26	0.2020	5.28	6264	53.0937%	Fecal		CFU/100 mL	200	283.2	86400	-	25,853.6
5439000	2/21/2004	26	26	0.2020	5.28	6264	53.0937%	Fecal		CFU/100 mL	200	283.2	86400	-	25,853.6
5439000	1/22/2005	26	26	0.2020	5.28	6264	53.0937%	Fecal		CFU/100 mL	200	283.2	86400	-	25,853.6
5439000	5/13/2005	26	26	0.2020	5.28	6264	53.0937%	Fecal		CFU/100 mL	200	283.2	86400	-	25,853.6
5439000	2/25/2010	26	26	0.2020	5.28	6264	53.0937%	Fecal		CFU/100 mL	200	283.2	86400	-	25,853.6
5439000	10/28/2016	26	26	0.2020	5.28	6264	53.0937%	Fecal		CFU/100 mL	200	283.2	86400	-	25,853.6
5439000	1/1/2017	26	26	0.2020	5.28	6264	53.0937%	Fecal		CFU/100 mL	200	283.2	86400	-	25,853.6
5439000	1/9/2017	26	26	0.2020	5.28	6264	53.0937%	Fecal		CFU/100 mL	200	283.2	86400	-	25,853.6
5439000	7/1/2017	26	26	0.2020	5.28	6264	53.0937%	Fecal		CFU/100 mL	200	283.2	86400	-	25,853.6
5439000	3/25/2018	26	26	0.2020	5.28	6264	53.0937%	Fecal		CFU/100 mL	200	283.2	86400	-	25,853.6
5439000	11/20/1993	25.9	25.9	0.2020	5.26	6302	53.4158%	Fecal		CFU/100 mL	200	283.2	86400	-	25,754.7
5439000	7/1/2002	25.9	25.9	0.2020	5.26	6302	53.4158%	Fecal		CFU/100 mL	200	283.2	86400	-	25,754.7
5439000	4/17/2004	25.9	25.9	0.2020	5.26	6302	53.4158%	Fecal		CFU/100 mL	200	283.2	86400	-	25,754.7
5439000	4/14/2005	25.9	25.9	0.2020	5.26	6302	53.4158%	Fecal		CFU/100 mL	200	283.2	86400	-	25,754.7
5439000	5/20/2007	25.9	25.9	0.2020	5.26	6302	53.4158%	Fecal		CFU/100 mL	200	283.2	86400	-	25,754.7
5439000	5/4/2014	25.9	25.9	0.2020	5.26	6302	53.4158%	Fecal		CFU/100 mL	200	283.2	86400	-	25,754.7
5439000	5/13/2014	25.9	25.9	0.2020	5.26	6302	53.4158%	Fecal		CFU/100 mL	200	283.2	86400	-	25,754.7
5439000	9/3/2016	25.9	25.9	0.2020	5.26	6302	53.4158%	Fecal		CFU/100 mL	200	283.2	86400	-	25,754.7
5439000	12/11/2017	25.9	25.9	0.2020	5.26	6302	53.4158%	Fecal		CFU/100 mL	200	283.2	86400	-	25,754.7
5439000	7/3/2020	25.9	25.9	0.2020	5.26	6302	53.4158%	Fecal		CFU/100 mL	200	283.2	86400	-	25,754.7
5439000	12/11/2021	25.9	25.9	0.2020	5.26	6302	53.4158%	Fecal		CFU/100 mL	200	283.2	86400	-	25,754.7
5439000	7/16/1994	25.8	25.8	0.2020	5.24	6313	53.5091%	Fecal		CFU/100 mL	200	283.2	86400	-	25,655.9
5439000	7/17/1994	25.8	25.8	0.2020	5.24	6313	53.5091%	Fecal		CFU/100 mL	200	283.2	86400	-	25,655.9
5439000	6/10/2003	25.8	25.8	0.2020	5.24	6313	53.5091%	Fecal		CFU/100 mL	200	283.2	86400	-	25,655.9
5439000	12/11/2007	25.8	25.8	0.2020	5.24	6313	53.5091%	Fecal		CFU/100 mL	200	283.2	86400	-	25,655.9
5439000	2/20/2010	25.8	25.8	0.2020	5.24	6313	53.5091%	Fecal		CFU/100 mL	200	283.2	86400	-	25,655.9
5439000	5/9/2014	25.8	25.8	0.2020	5.24	6313	53.5091%	Fecal		CFU/100 mL	200	283.2	86400	-	25,655.9
5439000	4/30/2021	25.8	25.8	0.2020	5.24	6313	53.5091%	Fecal		CFU/100 mL	200	283.2	86400	-	25,655.9
5439000	9/4/2008	25.7	25.7	0.2020	5.22	6320	53.5684%	Fecal		CFU/100 mL	200	283.2	86400	-	25,557.0
5439000	7/15/2010	25.7	25.7	0.2020	5.22	6320	53.5684%	Fecal		CFU/100 mL	200	283.2	86400	-	25,557.0
5439000	4/10/2012	25.7	25.7	0.2020	5.22	6320	53.5684%	Fecal		CFU/100 mL	200	283.2	86400	-	25,557.0
5439000	1/14/2018	25.7	25.7	0.2020	5.22	6320	53.5684%	Fecal		CFU/100 mL	200	283.2	86400	-	25,557.0
5439000	6/25/2006	25.6	25.6	0.2020	5.20	6324	53.6023%	Fecal		CFU/100 mL	200	283.2	86400	-	25,458.2
5439000	6/8/2012	25.6	25.6	0.2020	5.20	6324	53.6023%	Fecal		CFU/100 mL	200	283.2	86400	-	25,458.2
5439000	2/23/2014	25.6	25.6	0.2020	5.20	6324	53.6023%	Fecal		CFU/100 mL	200	283.2	86400	-	25,458.2
5439000	7/24/2014	25.6	25.6	0.2020	5.20	6324	53.6023%	Fecal		CFU/100 mL	200	283.2	86400	-	25,458.2
5439000	11/30/2014	25.6	25.6	0.2020	5.20	6324	53.6023%	Fecal		CFU/100 mL	200	283.2	86400	-	25,458.2
5439000	3/7/2016	25.6	25.6	0.2020	5.20	6324	53.6023%	Fecal		CFU/100 mL	200	283.2	86400	-	25,458.2
5439000	1/31/2018	25.6	25.6	0.2020	5.20	6324	53.6023%	Fecal		CFU/100 mL	200	283.2	86400	-	25,458.2
5439000	12/28/2019	25.6	25.6	0.2020	5.20	6324	53.6023%	Fecal		CFU/100 mL	200	283.2	86400	-	25,458.2
5439000	10/27/2021	25.6	25.6	0.2020	5.20	6324	53.6023%	Fecal		CFU/100 mL	200	283.2	86400	-	25,458.2
5439000	4/18/1994	25.5	25.5	0.2020	5.18	6333	53.6786%	Fecal		CFU/100 mL	200	283.2	86400	-	25,359.3
5439000	4/26/2006	25.5	25.5	0.2020	5.18	6333	53.6786%	Fecal		CFU/100 mL	200	283.2	86400	-	25,359.3
5439000	5/19/2007	25.5	25.5	0.2020	5.18	6333	53.6786%	Fecal		CFU/100 mL	200	283.2	86400	-	25,359.3
5439000	4/17/1994	25.4	25.4	0.2020	5.16	6336	53.7040%	Fecal		CFU/100 mL	200	283.2	86400	-	25,260.5
5439000	6/5/2006	25.4	25.4	0.2020	5.16	6336	53.7040%	Fecal		CFU/100 mL	200	283.2	86400	-	25,260.5
5439000	7/30/2015	25.4	25.4	0.2020	5.16	6336	53.7040%	Fecal		CFU/100 mL	200	283.2	86400	-	25,260.5
5439000	10/17/2018	25.4	25.4	0.2020	5.16	6336	53.7040%	Fecal		CFU/100 mL	200	283.2	86400	-	25,260.5
5439000	8/15/1994	25.3	25.3	0.2020	5.14	6340	53.7379%	Fecal		CFU/100 mL	200	283.2	86400	-	25,161.6
5439000	4/9/2005	25.3	25.3	0.2020	5.14	6340	53.7379%	Fecal		CFU/100 mL	200	283.2	86400	-	25,161.6
5439000	5/1/2021	25.3	25.3	0.2020	5.14	6340	53.7379%	Fecal		CFU/100 mL	200	283.2	86400	-	25,161.6
5439000	7/14/1994	25.2	25.2	0.2020	5.12	6343	53.7633%	Fecal		CFU/100 mL	200	283.2	86400	-	25,062.8
5439000	8/19/1994	25.2	25.2	0.2020	5.12	6343	53.7633%	Fecal		CFU/100 mL	200	283.2	86400	-	25,062.8
5439000	1/7/2011	25.2	25.2	0.2020	5.12	6343	53.7633%	Fecal		CFU/100 mL	200	283.2	86400	-	25,062.8
5439000	8/8/2017	25.2	25.2	0.2020	5.12	6343	53.7633%	Fecal		CFU/100 mL	200	283.2	86400	-	25,062.8
5439000	7/10/1994	25.1	25.1	0.2020	5.10	6347	53.7973%	Fecal		CFU/100 mL	200	283.2	86400	-	24,963.9
5439000	4/25/2005	25.1	25.1	0.2020	5.10	6347	53.7973%	Fecal		CFU/100 mL	200	283.2	86400	-	24,963.9
5439000	6/9/2012	25.1	25.1	0.2020	5.10	6347	53.7973%	Fecal		CFU/100 mL	200	283.2	86400	-	24,963.9
5439000	1/11/1990	25	25	0.2020	5.08	6350	53.8227%	Fecal		CFU/100 mL	200	283.2	86400	-	24,865.0
5439000	7/31/1990	25	25	0.2020	5.08	6350	53.8227%	Fecal		CFU/100 mL	200	283.2	86400	-	24,865.0
5439000	11/26/1990	25	25	0.2020	5.08	6350	53.8227%	Fecal		CFU/100 mL	200	283.2	86400	-	24,865.0
5439000	1/17/1991	25	25	0.2020	5.08	6350	53.8227%	Fecal		CFU/100 mL	200	283.2	86400	-	24,865.0
5439000	1/20/1991	25	25	0.2020	5.08	6350	53.8227%	Fecal		CFU/100 mL	200	283.2	86400	-	24,865.0
5439000	1/21/1991	25	25	0.2020	5.08	6350	53.8227%	Fecal		CFU/100 mL	200	283.2	86400	-	24,865.0
5439000	1/22/1991	25	25	0.2020	5.08	6350	53.8227%	Fecal		CFU/100 mL	200	283.2	86400	-	24,865.0
5439000	1/24/1991	25	25	0.2020	5.08	6350	53.8227%	Fecal		CFU/100 mL	200	283.2	86400	-	24,865.0
5439000	1/25/1991	25	25	0.2020	5.08	6350	53.8227%	Fecal		CFU/100 mL	200	283.2	86400	-	24,865.0
5439000	1/26/1991	25	25	0.2020	5.08	6350	53.8227%	Fecal		CFU/100 mL	200	283.2	86400	-	24,865.0
5439000	1/27/1991	25	25	0.2020	5.08	6350	53.8227%	Fecal		CFU/100 mL	200	283.2	86400	-	24,865.0
5439000	1/28/1991	25	25	0.2020	5.08	6350	53.8227%	Fecal		CFU/100 mL	200	283.2	86400	-	24,865.0
5439000	2/1/1991	25	25	0.2020	5.08	6350	53.8227%	Fecal		CFU/100 mL	200	283.2	86400	-	24,865.0
5439000	8/8/1991	25	25	0.2020	5.08	6350	53.8227%	Fecal		CFU/100 mL	200	283.2	86400	-	24,865.0
5439000	11/24/1991	25	25	0.2020	5.08	6350	53.8227%	Fecal		CFU/100 mL	200	283.2	86400	-	24,865.0
5439000	11/26/1991	25	25	0.2020	5.08	6350	53.8227%	Fecal		CFU/100 mL	200	283.2	86400	-	24,865.0
5439000	11/28/1991	25	25	0.2020	5.08	6350	53.8227%	Fecal		CFU/100 mL	200	283.2	86400	-	24,865.0
5439000	2/14/1992	25	25	0.2020	5.08	6350	53.8227%	Fecal		CFU/100 mL	200	283.2	86400	-	24,865.0
5439000	5/19/1992	25	25	0.2020	5.08	6350	53.8227%	Fecal		CFU/100 mL	200	283.2	86400	-	24,865.0
5439000	5/22/1992	25	25	0.2020	5.08	6350	53.8227%	Fecal		CFU/100 mL	200	283.2	86400	-	24,865.0
5439000	1/24/1994	25	25	0.2020	5.08	6350	53.8227%	Fecal		CFU/100 mL	200	283.2	86400	-	24,865.0
5439000	2/16/1994	25	25	0.2020	5.08	6350	53.8227%	Fecal		CFU/100 mL	200	283.2	86400	-	24,865.0
5439000	10/6/1995	25	25	0.2020	5.08	6350	53.8227%	Fecal		CFU/100 mL	200	283.2	86400	-	24,865.0
5439000	11/6/1995	25	25	0.2020	5.08	6350	53.8227%	Fecal		CFU/100 mL	200	283.2	86400	-	24,865.0

Gage ID	Date	Discharge (CFS)	Gage Discharge (less Surrogate NPDES) (CFS)	Watershed Area Ratio	Calculated flow (CFS)	Rank	Flow Exceedance %	Parameter	Results	Units (mg or micro_gram	Limit/Standard	100mL/CF	sec/day	Actual Load (million colonies/day)	Allowable Load (million colonies/day)
5439000	12/4/1995	25	25	0.2020	5.08	6350	53.8227%	Fecal		CFU/100 mL	200	283.2	86400	-	24,865.0
5439000	12/10/1995	25	25	0.2020	5.08	6350	53.8227%	Fecal		CFU/100 mL	200	283.2	86400	-	24,865.0
5439000	1/20/1996	25	25	0.2020	5.08	6350	53.8227%	Fecal		CFU/100 mL	200	283.2	86400	-	24,865.0
5439000	2/28/1996	25	25	0.2020	5.08	6350	53.8227%	Fecal		CFU/100 mL	200	283.2	86400	-	24,865.0
5439000	3/26/1996	25	25	0.2020	5.08	6350	53.8227%	Fecal		CFU/100 mL	200	283.2	86400	-	24,865.0
5439000	7/14/1996	25	25	0.2020	5.08	6350	53.8227%	Fecal		CFU/100 mL	200	283.2	86400	-	24,865.0
5439000	9/27/1996	25	25	0.2020	5.08	6350	53.8227%	Fecal		CFU/100 mL	200	283.2	86400	-	24,865.0
5439000	12/20/1996	25	25	0.2020	5.08	6350	53.8227%	Fecal		CFU/100 mL	200	283.2	86400	-	24,865.0
5439000	12/21/1996	25	25	0.2020	5.08	6350	53.8227%	Fecal		CFU/100 mL	200	283.2	86400	-	24,865.0
5439000	12/28/1996	25	25	0.2020	5.08	6350	53.8227%	Fecal		CFU/100 mL	200	283.2	86400	-	24,865.0
5439000	1/11/1997	25	25	0.2020	5.08	6350	53.8227%	Fecal		CFU/100 mL	200	283.2	86400	-	24,865.0
5439000	1/25/1997	25	25	0.2020	5.08	6350	53.8227%	Fecal		CFU/100 mL	200	283.2	86400	-	24,865.0
5439000	2/5/1997	25	25	0.2020	5.08	6350	53.8227%	Fecal		CFU/100 mL	200	283.2	86400	-	24,865.0
5439000	2/18/1997	25	25	0.2020	5.08	6350	53.8227%	Fecal		CFU/100 mL	200	283.2	86400	-	24,865.0
5439000	6/20/1997	25	25	0.2020	5.08	6350	53.8227%	Fecal		CFU/100 mL	200	283.2	86400	-	24,865.0
5439000	6/21/1997	25	25	0.2020	5.08	6350	53.8227%	Fecal		CFU/100 mL	200	283.2	86400	-	24,865.0
5439000	7/2/1997	25	25	0.2020	5.08	6350	53.8227%	Fecal		CFU/100 mL	200	283.2	86400	-	24,865.0
5439000	11/9/1998	25	25	0.2020	5.08	6350	53.8227%	Fecal		CFU/100 mL	200	283.2	86400	-	24,865.0
5439000	12/22/1998	25	25	0.2020	5.08	6350	53.8227%	Fecal		CFU/100 mL	200	283.2	86400	-	24,865.0
5439000	7/23/1999	25	25	0.2020	5.08	6350	53.8227%	Fecal		CFU/100 mL	200	283.2	86400	-	24,865.0
5439000	10/1/1999	25	25	0.2020	5.08	6350	53.8227%	Fecal		CFU/100 mL	200	283.2	86400	-	24,865.0
5439000	3/24/2000	25	25	0.2020	5.08	6350	53.8227%	Fecal		CFU/100 mL	200	283.2	86400	-	24,865.0
5439000	4/17/2000	25	25	0.2020	5.08	6350	53.8227%	Fecal		CFU/100 mL	200	283.2	86400	-	24,865.0
5439000	5/30/2000	25	25	0.2020	5.08	6350	53.8227%	Fecal		CFU/100 mL	200	283.2	86400	-	24,865.0
5439000	5/23/2001	25	25	0.2020	5.08	6350	53.8227%	Fecal		CFU/100 mL	200	283.2	86400	-	24,865.0
5439000	6/27/2001	25	25	0.2020	5.08	6350	53.8227%	Fecal		CFU/100 mL	200	283.2	86400	-	24,865.0
5439000	12/6/2001	25	25	0.2020	5.08	6350	53.8227%	Fecal		CFU/100 mL	200	283.2	86400	-	24,865.0
5439000	4/18/2004	25	25	0.2020	5.08	6350	53.8227%	Fecal		CFU/100 mL	200	283.2	86400	-	24,865.0
5439000	4/15/2005	25	25	0.2020	5.08	6350	53.8227%	Fecal		CFU/100 mL	200	283.2	86400	-	24,865.0
5439000	2/9/2008	25	25	0.2020	5.08	6350	53.8227%	Fecal		CFU/100 mL	200	283.2	86400	-	24,865.0
5439000	2/19/2010	25	25	0.2020	5.08	6350	53.8227%	Fecal		CFU/100 mL	200	283.2	86400	-	24,865.0
5439000	2/16/2013	25	25	0.2020	5.08	6350	53.8227%	Fecal		CFU/100 mL	200	283.2	86400	-	24,865.0
5439000	2/18/2013	25	25	0.2020	5.08	6350	53.8227%	Fecal		CFU/100 mL	200	283.2	86400	-	24,865.0
5439000	1/2/2017	25	25	0.2020	5.08	6350	53.8227%	Fecal		CFU/100 mL	200	283.2	86400	-	24,865.0
5439000	2/10/2002	24.9	24.9	0.2020	5.06	6408	54.3143%	Fecal		CFU/100 mL	200	283.2	86400	-	24,766.2
5439000	11/28/2004	24.9	24.9	0.2020	5.06	6408	54.3143%	Fecal		CFU/100 mL	200	283.2	86400	-	24,766.2
5439000	4/18/2005	24.9	24.9	0.2020	5.06	6408	54.3143%	Fecal		CFU/100 mL	200	283.2	86400	-	24,766.2
5439000	7/4/2006	24.9	24.9	0.2020	5.06	6408	54.3143%	Fecal		CFU/100 mL	200	283.2	86400	-	24,766.2
5439000	8/3/2006	24.9	24.9	0.2020	5.06	6408	54.3143%	Fecal		CFU/100 mL	200	283.2	86400	-	24,766.2
5439000	7/15/2009	24.9	24.9	0.2020	5.06	6408	54.3143%	Fecal		CFU/100 mL	200	283.2	86400	-	24,766.2
5439000	2/18/2010	24.9	24.9	0.2020	5.06	6408	54.3143%	Fecal		CFU/100 mL	200	283.2	86400	-	24,766.2
5439000	12/24/2001	24.8	24.8	0.2020	5.04	6415	54.3736%	Fecal		CFU/100 mL	200	283.2	86400	-	24,667.3
5439000	6/11/2003	24.8	24.8	0.2020	5.04	6415	54.3736%	Fecal		CFU/100 mL	200	283.2	86400	-	24,667.3
5439000	2/28/2010	24.8	24.8	0.2020	5.04	6415	54.3736%	Fecal		CFU/100 mL	200	283.2	86400	-	24,667.3
5439000	6/2/2014	24.8	24.8	0.2020	5.04	6415	54.3736%	Fecal		CFU/100 mL	200	283.2	86400	-	24,667.3
5439000	1/4/2017	24.8	24.8	0.2020	5.04	6415	54.3736%	Fecal		CFU/100 mL	200	283.2	86400	-	24,667.3
5439000	1/8/2017	24.8	24.8	0.2020	5.04	6415	54.3736%	Fecal		CFU/100 mL	200	283.2	86400	-	24,667.3
5439000	4/14/2018	24.8	24.8	0.2020	5.04	6415	54.3736%	Fecal		CFU/100 mL	200	283.2	86400	-	24,667.3
5439000	11/30/1993	24.7	24.7	0.2020	5.02	6422	54.4330%	Fecal		CFU/100 mL	200	283.2	86400	-	24,568.5
5439000	4/10/1994	24.7	24.7	0.2020	5.02	6422	54.4330%	Fecal		CFU/100 mL	200	283.2	86400	-	24,568.5
5439000	8/14/2002	24.7	24.7	0.2020	5.02	6422	54.4330%	Fecal		CFU/100 mL	200	283.2	86400	-	24,568.5
5439000	4/17/2005	24.7	24.7	0.2020	5.02	6422	54.4330%	Fecal		CFU/100 mL	200	283.2	86400	-	24,568.5
5439000	12/7/2008	24.7	24.7	0.2020	5.02	6422	54.4330%	Fecal		CFU/100 mL	200	283.2	86400	-	24,568.5
5439000	1/3/2017	24.7	24.7	0.2020	5.02	6422	54.4330%	Fecal		CFU/100 mL	200	283.2	86400	-	24,568.5
5439000	7/13/2017	24.7	24.7	0.2020	5.02	6422	54.4330%	Fecal		CFU/100 mL	200	283.2	86400	-	24,568.5
5439000	7/2/2002	24.6	24.6	0.2020	5.00	6429	54.4923%	Fecal		CFU/100 mL	200	283.2	86400	-	24,469.6
5439000	7/8/2004	24.6	24.6	0.2020	5.00	6429	54.4923%	Fecal		CFU/100 mL	200	283.2	86400	-	24,469.6
5439000	2/7/2013	24.6	24.6	0.2020	5.00	6429	54.4923%	Fecal		CFU/100 mL	200	283.2	86400	-	24,469.6
5439000	4/19/2004	24.5	24.5	0.2020	4.98	6432	54.5177%	Fecal		CFU/100 mL	200	283.2	86400	-	24,370.8
5439000	4/26/2005	24.5	24.5	0.2020	4.98	6432	54.5177%	Fecal		CFU/100 mL	200	283.2	86400	-	24,370.8
5439000	5/23/2005	24.5	24.5	0.2020	4.98	6432	54.5177%	Fecal		CFU/100 mL	200	283.2	86400	-	24,370.8
5439000	6/6/2006	24.5	24.5	0.2020	4.98	6432	54.5177%	Fecal		CFU/100 mL	200	283.2	86400	-	24,370.8
5439000	8/2/2010	24.5	24.5	0.2020	4.98	6432	54.5177%	Fecal		CFU/100 mL	200	283.2	86400	-	24,370.8
5439000	11/12/2015	24.5	24.5	0.2020	4.98	6432	54.5177%	Fecal		CFU/100 mL	200	283.2	86400	-	24,370.8
5439000	4/19/1994	24.4	24.4	0.2020	4.96	6438	54.5686%	Fecal		CFU/100 mL	200	283.2	86400	-	24,271.9
5439000	5/14/2005	24.4	24.4	0.2020	4.96	6438	54.5686%	Fecal		CFU/100 mL	200	283.2	86400	-	24,271.9
5439000	7/18/2013	24.4	24.4	0.2020	4.96	6438	54.5686%	Fecal		CFU/100 mL	200	283.2	86400	-	24,271.9
5439000	9/5/2014	24.4	24.4	0.2020	4.96	6438	54.5686%	Fecal		CFU/100 mL	200	283.2	86400	-	24,271.9
5439000	1/5/2017	24.4	24.4	0.2020	4.96	6438	54.5686%	Fecal		CFU/100 mL	200	283.2	86400	-	24,271.9
5439000	1/6/2017	24.4	24.4	0.2020	4.96	6438	54.5686%	Fecal		CFU/100 mL	200	283.2	86400	-	24,271.9
5439000	1/7/2017	24.4	24.4	0.2020	4.96	6438	54.5686%	Fecal		CFU/100 mL	200	283.2	86400	-	24,271.9
5439000	4/21/2018	24.4	24.4	0.2020	4.96	6438	54.5686%	Fecal		CFU/100 mL	200	283.2	86400	-	24,271.9
5439000	12/21/2001	24.3	24.3	0.2020	4.94	6446	54.6364%	Fecal		CFU/100 mL	200	283.2	86400	-	24,173.1
5439000	11/3/2003	24.3	24.3	0.2020	4.94	6446	54.6364%	Fecal		CFU/100 mL	200	283.2	86400	-	24,173.1
5439000	4/19/2005	24.3	24.3	0.2020	4.94	6446	54.6364%	Fecal		CFU/100 mL	200	283.2	86400	-	24,173.1
5439000	8/21/2009	24.3	24.3	0.2020	4.94	6446	54.6364%	Fecal		CFU/100 mL	200	283.2	86400	-	24,173.1
5439000	11/28/2014	24.3	24.3	0.2020	4.94	6446	54.6364%	Fecal		CFU/100 mL	200	283.2	86400	-	24,173.1
5439000	12/26/2018	24.3	24.3	0.2020	4.94	6446	54.6364%	Fecal		CFU/100 mL	200	283.2	86400	-	24,173.1
5439000	4/7/2012	24.2	24.2	0.2020	4.92	6452	54.6872%	Fecal		CFU/100 mL	200	283.2	86400	-	24,074.2
5439000	4/7/2018	24.2	24.2	0.2020	4.92	6452	54.6872%	Fecal		CFU/100 mL	200	283.2	86400	-	24,074.2
5439000	12/16/2020	24.2	24.2	0.2020	4.92	6452	54.6872%	Fecal		CFU/100 mL	200	283.2	86400	-	24,074.2
5439000	4/11/2012	24.1	24.1	0.2020	4.90	6455	54.7127%	Fecal		CFU/100 mL	200	283.2	86400	-	23,975.4
5439000	9/6/2020	24.1	24.1	0.2020	4.90	6455	54.7127%	Fecal		CFU/100 mL	200	283.2	86400	-	23,975.4
5439000	1/22/1990	24	24	0.2020	4.88	6457	54.7296%	Fecal		CFU/100 mL	200	283.2	86400	-	23,876.5
5439000	1/24/1990	24	24	0.2020	4.88	6457	54.7296%	Fecal		CFU/100 mL	200	283.2	86400	-	23,876.5
5439000	8/31/1990	24	24	0.2020	4.88	6457	54.7296%	Fecal		CFU/100 mL	200	283.2	86400	-	23,876.5
5439000	10/17/1990	24	24	0.2020	4.88	6457	54.7296%	Fecal		CFU/100 mL	200	283.2	86400	-	23,876.5
5439000	10/22/1990	24	24	0.2020	4.88	6457	54.7296%	Fecal		CFU/100 mL	200	283.2	86400	-	23,876.5
5439000	1/29/1991	24	24	0.2020	4.88	6457	54.7296%	Fecal		CFU/100 mL	200	283.2	86400	-	23,876.5
5439000	7/3/1991	24	24	0.2020	4.88	6457	54.7296%	Fecal		CFU/100 mL	200	283.2	86400	-	23,876.5
5439000	5/20/1992	24	24	0.2020	4.88	6457	54.7296%	Fecal		CFU/100 mL	200	283.2	86400	-	23,876.5
5439000	5/21/1992	24	24	0.2020	4.88	6457	54.7296%	Fecal		CFU/100 mL	200	283.2	86400	-	23,876.5
5439000	7/2/1992	24	24	0.2020	4.88	6457	54.7296%	Fecal		CFU/100 mL	200	283.2	86400	-	23,876.5
5439000	7/23/1992	24	24	0.2020	4.88	6457	54.7296%	Fecal		CFU/100 mL	200	283.2	86400	-	23,876.5
5439000	7/30/1992	24	24	0.2020	4.88	6457	54.7296%	Fecal		CFU/100 mL	200	283.2	86400	-	23,876.5
5439000	9/29/1992	24	24	0.2020	4.88	6457	54.7296%	Fecal		CFU/100 mL	200	283.2	86400	-	23,876.5
5439000	8/11/1993	24	24	0.2020	4.88	6457	54.7296%	Fecal		CFU/100 mL	200	283.2	86400	-	23,876.5
5439000	8/18/1993	24	24	0.2020	4.88	6457	54.7296%	Fecal		CFU/100 mL	200	283.2	86400	-	23,876.5
5439000	1/6/1994	24	24	0.2020	4.88	6457	54.7296%	Fecal		CFU/100 mL	200	283.2	86400	-	23,876.5
5439000	1/23/1994	24	24	0.2020	4.88	6457	54.7296%	Fecal		CFU/100 mL	200	283.2	86400	-	23,876.5
5439000	7/14/1995	24	24	0.2020	4.88	6457	54.7296%	Fecal		CFU/100 mL	200	283.2	86400	-	23,876.5
5439000	7/20/1995	24	24	0.2020	4.88	6457	54.7296%	Fecal		CFU/100 mL	200	283.2	86400	-	23,876.5
5439000	4/23/1996	24	24	0.2020	4.88	6457	54.7296%	Fecal		CFU/100 mL	200	283.2	86400	-	23,876.5
5439000	5/5/1996	24	24	0.2020	4.88	6457	54.7296%	Fecal		CFU/100 mL	200	283.2	86400	-	23,876.5
5439000	5/6/1996	24	24	0.2020	4.88	6457	54.7296%	Fecal		CFU/100 mL	200	283.2	86400	-	23,876.5
5439000	12/22/1996	24	24	0.2020	4.88	6457	54.7296%	Fecal		CFU/100 mL	200	283.2	86400	-	23,876.5
5439000	12/24/1996	24	24	0.2020	4.88	6457	54.7296%	Fecal		CFU/100 mL	200	283.2	86400	-	23,876.5
5439000	1/23/1997	24	24	0.2020	4.88	6457	54.7296%	Fecal		CFU/100 mL	200	283.2	86400	-	23,876.5
5439000	2/7/1997	24	24	0.2020	4.88	6457	54.7296%	Fecal		CFU/100 mL	200	283.2	86400	-	23,876.5
5439000	11/7/1998	24	24	0.2020	4.88	6457	54.7296%	Fecal		CFU/100 mL	200	283.2	86400	-	23,876.5
5439000	12/2/1998	24	24	0.2020	4.88	6457	54.7296%	Fecal		CFU/100 mL	200	283.2	86400	-	23,876.5
5439000	12/3/1998	24	24	0.2020	4.88	6457	54.7296%	Fecal		CFU/100 mL	200	283.2	86400	-	23,876.5
5439000	10/4/1999	24	24	0.2020	4.88	6457	54.7296%	Fecal		CFU/100 mL	200	283.2	86400	-	23,876.5
5439000	3/21/2000	24	24	0.2020	4.88	6457	54.7296%	Fecal		CFU/100 mL	200	283.2	86400	-	23,876.5
5439000	3/25/2000	24	24	0.2020	4.88	6457	54.7296%	Fecal		CFU/100 mL	200	283.2	86400	-	23,876.5
5439000	3/27/2000	24	24	0.2020	4.88	6457	54.7296%	Fecal		CFU/100 mL	200	283.2	86400	-	23,876.5
5439000	5/29/2000	24	24	0.2020	4.88	6457	54.7296%	Fecal		CFU/100 mL	200	283.2	86400	-	23,876.5
5439000	10/7/2000	24	24	0.2020	4.88	6457	54.7296%	Fecal		CFU/100 mL	200	283.2	86400	-	23,876.5
5439000	11/7/2000	24	24	0.2020	4.88	6457	54.7296%	Fecal		CFU/100 mL	200	283.2	86400	-	23,876.5
5439000	11/18/2000	24	24	0.2020	4.88	6457	54.7296%	Fecal		CFU/100 mL	200	283.2	86400	-	23,876.5
5439000	11/19/2000	24	24	0.2020	4.88	6457	54.7296%	Fecal		CFU/100 mL	200	283.2	86400	-	23,876.5
5439000	5/19/2001	24	24	0.2020	4.88	6457	54.7296%	Fecal		CFU/100 mL	200	283.2	86400	-	23,876.5
5439000	5/20/2001	24	24	0.2020	4.88	6457	54.7296%	Fecal		CFU/100 mL	200	283.2	86400	-	23,876.5
5439000	5/25/2001	24	24	0.2020	4.88	6457	54.7296%	Fecal		CFU/100 mL	200	283.2	86400	-	23,876.5
5439000	6/28/2001	24	24	0.2020	4.88	6457	54.7296%	Fecal		CFU/100 mL	200	283.2	86400	-	23,876.5

Gage ID	Date	Discharge (CFS)	Gage Discharge (less Surrogate NPDES) (CFS)	Watershed Area Ratio	Calculated flow (CFS)	Rank	Flow Exceedance %	Parameter	Results	Units (mg or micro_gram	Limit/Standard	100mL/CF	sec/day	Actual Load (million colonies/day)	Allowable Load (million colonies/day)
5439000	4/24/2005	24	24	0.2020	4.88	6457	54.7296%	Fecal		CFU/100 mL	200	283.2	86400	-	23,876.5
5439000	3/17/2006	24	24	0.2020	4.88	6457	54.7296%	Fecal		CFU/100 mL	200	283.2	86400	-	23,876.5
5439000	12/3/2008	24	24	0.2020	4.88	6457	54.7296%	Fecal		CFU/100 mL	200	283.2	86400	-	23,876.5
5439000	3/3/2016	24	24	0.2020	4.88	6457	54.7296%	Fecal		CFU/100 mL	200	283.2	86400	-	23,876.5
5439000	7/27/2016	24	24	0.2020	4.88	6457	54.7296%	Fecal		CFU/100 mL	200	283.2	86400	-	23,876.5
5439000	4/22/2018	24	24	0.2020	4.88	6457	54.7296%	Fecal		CFU/100 mL	200	283.2	86400	-	23,876.5
5439000	7/24/2021	24	24	0.2020	4.88	6457	54.7296%	Fecal		CFU/100 mL	200	283.2	86400	-	23,876.5
5439000	11/21/1993	23.9	23.9	0.2020	4.86	6506	55.1449%	Fecal		CFU/100 mL	200	283.2	86400	-	23,777.6
5439000	4/25/1994	23.8	23.8	0.2020	4.84	6507	55.1534%	Fecal		CFU/100 mL	200	283.2	86400	-	23,678.8
5439000	4/30/1994	23.8	23.8	0.2020	4.84	6507	55.1534%	Fecal		CFU/100 mL	200	283.2	86400	-	23,678.8
5439000	4/16/2005	23.8	23.8	0.2020	4.84	6507	55.1534%	Fecal		CFU/100 mL	200	283.2	86400	-	23,678.8
5439000	4/20/2005	23.8	23.8	0.2020	4.84	6507	55.1534%	Fecal		CFU/100 mL	200	283.2	86400	-	23,678.8
5439000	4/11/1994	23.7	23.7	0.2020	4.82	6511	55.1873%	Fecal		CFU/100 mL	200	283.2	86400	-	23,579.9
5439000	4/10/2005	23.7	23.7	0.2020	4.82	6511	55.1873%	Fecal		CFU/100 mL	200	283.2	86400	-	23,579.9
5439000	5/21/2007	23.7	23.7	0.2020	4.82	6511	55.1873%	Fecal		CFU/100 mL	200	283.2	86400	-	23,579.9
5439000	6/17/2007	23.7	23.7	0.2020	4.82	6511	55.1873%	Fecal		CFU/100 mL	200	283.2	86400	-	23,579.9
5439000	8/1/2007	23.7	23.7	0.2020	4.82	6511	55.1873%	Fecal		CFU/100 mL	200	283.2	86400	-	23,579.9
5439000	1/25/2009	23.7	23.7	0.2020	4.82	6511	55.1873%	Fecal		CFU/100 mL	200	283.2	86400	-	23,579.9
5439000	1/26/2009	23.7	23.7	0.2020	4.82	6511	55.1873%	Fecal		CFU/100 mL	200	283.2	86400	-	23,579.9
5439000	7/12/2011	23.7	23.7	0.2020	4.82	6511	55.1873%	Fecal		CFU/100 mL	200	283.2	86400	-	23,579.9
5439000	4/13/2012	23.7	23.7	0.2020	4.82	6511	55.1873%	Fecal		CFU/100 mL	200	283.2	86400	-	23,579.9
5439000	4/27/2006	23.6	23.6	0.2020	4.80	6520	55.2636%	Fecal		CFU/100 mL	200	283.2	86400	-	23,481.1
5439000	6/30/2007	23.6	23.6	0.2020	4.80	6520	55.2636%	Fecal		CFU/100 mL	200	283.2	86400	-	23,481.1
5439000	7/9/2011	23.6	23.6	0.2020	4.80	6520	55.2636%	Fecal		CFU/100 mL	200	283.2	86400	-	23,481.1
5439000	4/12/2012	23.6	23.6	0.2020	4.80	6520	55.2636%	Fecal		CFU/100 mL	200	283.2	86400	-	23,481.1
5439000	12/15/2017	23.6	23.6	0.2020	4.80	6520	55.2636%	Fecal		CFU/100 mL	200	283.2	86400	-	23,481.1
5439000	11/22/1993	23.5	23.5	0.2020	4.78	6525	55.3060%	Fecal		CFU/100 mL	200	283.2	86400	-	23,382.2
5439000	7/14/2009	23.5	23.5	0.2020	4.78	6525	55.3060%	Fecal		CFU/100 mL	200	283.2	86400	-	23,382.2
5439000	7/22/2011	23.5	23.5	0.2020	4.78	6525	55.3060%	Fecal		CFU/100 mL	200	283.2	86400	-	23,382.2
5439000	4/20/2018	23.5	23.5	0.2020	4.78	6525	55.3060%	Fecal		CFU/100 mL	200	283.2	86400	-	23,382.2
5439000	9/11/2020	23.5	23.5	0.2020	4.78	6525	55.3060%	Fecal		CFU/100 mL	200	283.2	86400	-	23,382.2
5439000	5/8/2021	23.5	23.5	0.2020	4.78	6525	55.3060%	Fecal		CFU/100 mL	200	283.2	86400	-	23,382.2
5439000	8/21/1994	23.4	23.4	0.2020	4.76	6531	55.3568%	Fecal		CFU/100 mL	200	283.2	86400	-	23,283.4
5439000	7/11/2004	23.4	23.4	0.2020	4.76	6531	55.3568%	Fecal		CFU/100 mL	200	283.2	86400	-	23,283.4
5439000	6/10/2012	23.4	23.4	0.2020	4.76	6531	55.3568%	Fecal		CFU/100 mL	200	283.2	86400	-	23,283.4
5439000	11/27/2014	23.4	23.4	0.2020	4.76	6531	55.3568%	Fecal		CFU/100 mL	200	283.2	86400	-	23,283.4
5439000	12/6/2008	23.3	23.3	0.2020	4.74	6535	55.3907%	Fecal		CFU/100 mL	200	283.2	86400	-	23,184.5
5439000	7/22/2020	23.3	23.3	0.2020	4.74	6535	55.3907%	Fecal		CFU/100 mL	200	283.2	86400	-	23,184.5
5439000	3/11/2022	23.3	23.3	0.1459	3.43	7177	60.8323%	Fecal		CFU/100 mL	200	283.2	86400	-	16,791.2
5439000	11/24/1993	23.2	23.2	0.2020	4.72	6537	55.4077%	Fecal		CFU/100 mL	200	283.2	86400	-	23,085.7
5439000	5/1/1994	23.2	23.2	0.2020	4.72	6537	55.4077%	Fecal		CFU/100 mL	200	283.2	86400	-	23,085.7
5439000	8/15/2010	23.2	23.2	0.2020	4.72	6537	55.4077%	Fecal		CFU/100 mL	200	283.2	86400	-	23,085.7
5439000	7/11/1994	23.1	23.1	0.2020	4.70	6540	55.4331%	Fecal		CFU/100 mL	200	283.2	86400	-	22,986.8
5439000	10/15/2001	23.1	23.1	0.2020	4.70	6540	55.4331%	Fecal		CFU/100 mL	200	283.2	86400	-	22,986.8
5439000	9/4/2006	23.1	23.1	0.2020	4.70	6540	55.4331%	Fecal		CFU/100 mL	200	283.2	86400	-	22,986.8
5439000	12/2/2008	23.1	23.1	0.2020	4.70	6540	55.4331%	Fecal		CFU/100 mL	200	283.2	86400	-	22,986.8
5439000	9/3/2018	23.1	23.1	0.2020	4.70	6540	55.4331%	Fecal		CFU/100 mL	200	283.2	86400	-	22,986.8
5439000	1/7/1990	23	23	0.2020	4.68	6545	55.4755%	Fecal		CFU/100 mL	200	283.2	86400	-	22,888.0
5439000	1/23/1990	23	23	0.2020	4.68	6545	55.4755%	Fecal		CFU/100 mL	200	283.2	86400	-	22,888.0
5439000	1/30/1991	23	23	0.2020	4.68	6545	55.4755%	Fecal		CFU/100 mL	200	283.2	86400	-	22,888.0
5439000	6/24/1991	23	23	0.2020	4.68	6545	55.4755%	Fecal		CFU/100 mL	200	283.2	86400	-	22,888.0
5439000	9/13/1993	23	23	0.2020	4.68	6545	55.4755%	Fecal		CFU/100 mL	200	283.2	86400	-	22,888.0
5439000	1/22/1994	23	23	0.2020	4.68	6545	55.4755%	Fecal		CFU/100 mL	200	283.2	86400	-	22,888.0
5439000	1/25/1994	23	23	0.2020	4.68	6545	55.4755%	Fecal		CFU/100 mL	200	283.2	86400	-	22,888.0
5439000	7/12/1994	23	23	0.2020	4.68	6545	55.4755%	Fecal		CFU/100 mL	200	283.2	86400	-	22,888.0
5439000	3/8/1995	23	23	0.2020	4.68	6545	55.4755%	Fecal		CFU/100 mL	200	283.2	86400	-	22,888.0
5439000	3/9/1995	23	23	0.2020	4.68	6545	55.4755%	Fecal		CFU/100 mL	200	283.2	86400	-	22,888.0
5439000	7/15/1995	23	23	0.2020	4.68	6545	55.4755%	Fecal		CFU/100 mL	200	283.2	86400	-	22,888.0
5439000	12/11/1995	23	23	0.2020	4.68	6545	55.4755%	Fecal		CFU/100 mL	200	283.2	86400	-	22,888.0
5439000	3/1/1996	23	23	0.2020	4.68	6545	55.4755%	Fecal		CFU/100 mL	200	283.2	86400	-	22,888.0
5439000	4/17/1996	23	23	0.2020	4.68	6545	55.4755%	Fecal		CFU/100 mL	200	283.2	86400	-	22,888.0
5439000	4/25/1996	23	23	0.2020	4.68	6545	55.4755%	Fecal		CFU/100 mL	200	283.2	86400	-	22,888.0
5439000	5/7/1996	23	23	0.2020	4.68	6545	55.4755%	Fecal		CFU/100 mL	200	283.2	86400	-	22,888.0
5439000	5/8/1996	23	23	0.2020	4.68	6545	55.4755%	Fecal		CFU/100 mL	200	283.2	86400	-	22,888.0
5439000	8/30/1996	23	23	0.2020	4.68	6545	55.4755%	Fecal		CFU/100 mL	200	283.2	86400	-	22,888.0
5439000	10/30/1996	23	23	0.2020	4.68	6545	55.4755%	Fecal		CFU/100 mL	200	283.2	86400	-	22,888.0
5439000	12/23/1996	23	23	0.2020	4.68	6545	55.4755%	Fecal		CFU/100 mL	200	283.2	86400	-	22,888.0
5439000	12/25/1996	23	23	0.2020	4.68	6545	55.4755%	Fecal		CFU/100 mL	200	283.2	86400	-	22,888.0
5439000	2/8/1997	23	23	0.2020	4.68	6545	55.4755%	Fecal		CFU/100 mL	200	283.2	86400	-	22,888.0
5439000	1/22/1998	23	23	0.2020	4.68	6545	55.4755%	Fecal		CFU/100 mL	200	283.2	86400	-	22,888.0
5439000	11/8/1998	23	23	0.2020	4.68	6545	55.4755%	Fecal		CFU/100 mL	200	283.2	86400	-	22,888.0
5439000	12/4/1998	23	23	0.2020	4.68	6545	55.4755%	Fecal		CFU/100 mL	200	283.2	86400	-	22,888.0
5439000	12/23/1998	23	23	0.2020	4.68	6545	55.4755%	Fecal		CFU/100 mL	200	283.2	86400	-	22,888.0
5439000	3/17/2000	23	23	0.2020	4.68	6545	55.4755%	Fecal		CFU/100 mL	200	283.2	86400	-	22,888.0
5439000	3/18/2000	23	23	0.2020	4.68	6545	55.4755%	Fecal		CFU/100 mL	200	283.2	86400	-	22,888.0
5439000	7/22/2000	23	23	0.2020	4.68	6545	55.4755%	Fecal		CFU/100 mL	200	283.2	86400	-	22,888.0
5439000	11/20/2000	23	23	0.2020	4.68	6545	55.4755%	Fecal		CFU/100 mL	200	283.2	86400	-	22,888.0
5439000	1/10/2011	23	23	0.2020	4.68	6545	55.4755%	Fecal		CFU/100 mL	200	283.2	86400	-	22,888.0
5439000	4/24/2018	23	23	0.2020	4.68	6545	55.4755%	Fecal		CFU/100 mL	200	283.2	86400	-	22,888.0
5439000	12/12/2004	22.9	22.9	0.2020	4.66	6577	55.7467%	Fecal		CFU/100 mL	200	283.2	86400	-	22,789.1
5439000	10/18/2007	22.9	22.9	0.2020	4.66	6577	55.7467%	Fecal		CFU/100 mL	200	283.2	86400	-	22,789.1
5439000	10/21/2014	22.9	22.9	0.2020	4.66	6577	55.7467%	Fecal		CFU/100 mL	200	283.2	86400	-	22,789.1
5439000	12/7/2001	22.8	22.8	0.2020	4.64	6580	55.7722%	Fecal		CFU/100 mL	200	283.2	86400	-	22,690.2
5439000	7/5/2006	22.8	22.8	0.2020	4.64	6580	55.7722%	Fecal		CFU/100 mL	200	283.2	86400	-	22,690.2
5439000	8/21/2011	22.8	22.8	0.2020	4.64	6580	55.7722%	Fecal		CFU/100 mL	200	283.2	86400	-	22,690.2
5439000	5/5/2014	22.8	22.8	0.2020	4.64	6580	55.7722%	Fecal		CFU/100 mL	200	283.2	86400	-	22,690.2
5439000	9/22/2016	22.8	22.8	0.2020	4.64	6580	55.7722%	Fecal		CFU/100 mL	200	283.2	86400	-	22,690.2
5439000	12/27/2001	22.7	22.7	0.2020	4.62	6585	55.8145%	Fecal		CFU/100 mL	200	283.2	86400	-	22,591.4
5439000	11/1/2004	22.7	22.7	0.2020	4.62	6585	55.8145%	Fecal		CFU/100 mL	200	283.2	86400	-	22,591.4
5439000	9/20/2007	22.6	22.6	0.2020	4.60	6587	55.8315%	Fecal		CFU/100 mL	200	283.2	86400	-	22,492.5
5439000	8/8/2014	22.6	22.6	0.2020	4.60	6587	55.8315%	Fecal		CFU/100 mL	200	283.2	86400	-	22,492.5
5439000	8/11/2014	22.6	22.6	0.2020	4.60	6587	55.8315%	Fecal		CFU/100 mL	200	283.2	86400	-	22,492.5
5439000	12/3/2014	22.6	22.6	0.2020	4.60	6587	55.8315%	Fecal		CFU/100 mL	200	283.2	86400	-	22,492.5
5439000	7/21/2016	22.6	22.6	0.2020	4.60	6587	55.8315%	Fecal		CFU/100 mL	200	283.2	86400	-	22,492.5
5439000	4/8/2018	22.6	22.6	0.2020	4.60	6587	55.8315%	Fecal		CFU/100 mL	200	283.2	86400	-	22,492.5
5439000	10/20/2018	22.6	22.6	0.2020	4.60	6587	55.8315%	Fecal		CFU/100 mL	200	283.2	86400	-	22,492.5
5439000	7/4/2020	22.6	22.6	0.2020	4.60	6587	55.8315%	Fecal		CFU/100 mL	200	283.2	86400	-	22,492.5
5439000	11/29/2020	22.6	22.6	0.2020	4.60	6587	55.8315%	Fecal		CFU/100 mL	200	283.2	86400	-	22,492.5
5439000	12/4/2008	22.5	22.5	0.2020	4.58	6596	55.9078%	Fecal		CFU/100 mL	200	283.2	86400	-	22,393.7
5439000	5/30/2014	22.5	22.5	0.2020	4.58	6596	55.9078%	Fecal		CFU/100 mL	200	283.2	86400	-	22,393.7
5439000	7/25/2014	22.5	22.5	0.2020	4.58	6596	55.9078%	Fecal		CFU/100 mL	200	283.2	86400	-	22,393.7
5439000	3/5/2016	22.5	22.5	0.2020	4.58	6596	55.9078%	Fecal		CFU/100 mL	200	283.2	86400	-	22,393.7
5439000	7/5/2016	22.5	22.5	0.2020	4.58	6596	55.9078%	Fecal		CFU/100 mL	200	283.2	86400	-	22,393.7
5439000	11/2/2001	22.4	22.4	0.2020	4.56	6601	55.9502%	Fecal		CFU/100 mL	200	283.2	86400	-	22,294.8
5439000	12/28/2001	22.4	22.4	0.2020	4.56	6601	55.9502%	Fecal		CFU/100 mL	200	283.2	86400	-	22,294.8
5439000	6/12/2003	22.4	22.4	0.2020	4.56	6601	55.9502%	Fecal		CFU/100 mL	200	283.2	86400	-	22,294.8
5439000	12/6/2004	22.4	22.4	0.2020	4.56	6601	55.9502%	Fecal		CFU/100 mL	200	283.2	86400	-	22,294.8
5439000	6/24/2006	22.4	22.4	0.2020	4.56	6601	55.9502%	Fecal		CFU/100 mL	200	283.2	86400	-	22,294.8
5439000	8/25/2011	22.4	22.4	0.2020	4.56	6601	55.9502%	Fecal		CFU/100 mL	200	283.2	86400	-	22,294.8
5439000	5/6/2014	22.4	22.4	0.2020	4.56	6601	55.9502%	Fecal		CFU/100 mL	200	283.2	86400	-	22,294.8
5439000	7/12/2016	22.4	22.4	0.2020	4.56	6601	55.9502%	Fecal		CFU/100 mL	200	283.2	86400	-	22,294.8
5439000	12/27/2019	22.4	22.4	0.2020	4.56	6601	55.9502%	Fecal		CFU/100 mL	200	283.2	86400	-	22,294.8
5439000	7/31/2015	22.3	22.3	0.2020	4.54	6610	56.0264%	Fecal		CFU/100 mL	200	283.2	86400	-	22,196.0
5439000	7/29/2021	22.3	22.3	0.2020	4.54	6610	56.0264%	Fecal		CFU/100 mL	200	283.2	86400	-	22,196.0
5439000	12/26/2001	22.2	22.2	0.2020	4.52	6612	56.0434%	Fecal		CFU/100 mL	200	283.2	86400	-	22,097.1
5439000	6/11/2012	22.2	22.2	0.2020	4.52	6612	56.0434%	Fecal		CFU/100 mL	200	283.2	86400	-	22,097.1
5439000	10/13/2014	22.2	22.2	0.2020	4.52	6612	56.0434%	Fecal		CFU/100 mL	200	283.2	86400	-	22,097.1
5439000	12/16/2003	22.1	22.1	0.2020	4.50	6616	56.0773%	Fecal		CFU/100 mL	200	283.2	86400	-	21,998.3
5439000	2/20/2004	22.1	22.1	0.2020	4.50	6616	56.0773%	Fecal		CFU/100 mL	200	283.2	86400	-	21,998.3
5439000	7/2/2017	22.1	22.1	0.2020	4.50	6616	56.0773%	Fecal		CFU/100 mL	200	283.2	86400	-	21,998.3
5439000	1/8/1990	22	22	0.2020	4.48	6619	56.1027%	Fecal		CFU/100 mL	200	283.2	86400	-	21,899.4
5439000	1/12/1990	22	22	0.2020	4.48	6619	56.1027%	Fecal		CFU/100 mL	200	283.2	86400	-	21,899.4
5439000	8/1/1990	22	22	0.2020	4.48	6619	56.1027%	Fecal		CFU/100 mL	200	283.2	86400	-	21,899.4
5439000	8/10/1990	22	22	0.2020	4.48	6619	56.1027%	Fecal		CFU/100 mL	200	283.2	86400	-	21,899.4
5439000	9/7/1990	22	22	0.2020	4.48	6619	56.1027%	Fecal		CFU/100 mL	200	283.2	86400	-	21,899.4

Gage ID	Date	Discharge (CFS)	Gage Discharge (less Surrogate NPDES) (CFS)	Watershed Area Ratio	Calculated flow (CFS)	Rank	Flow Exceedance %	Parameter	Results	Units (mg or micro_gram	Limit/Standard	100mL/CF	sec/day	Actual Load (million colonies/day)	Allowable Load (million colonies/day)
5439000	10/23/1990	22	22	0.2020	4.48	6619	56.1027%	Fecal		CFU/100 mL	200	283.2	86400	-	21,899.4
5439000	1/31/1991	22	22	0.2020	4.48	6619	56.1027%	Fecal		CFU/100 mL	200	283.2	86400	-	21,899.4
5439000	6/25/1991	22	22	0.2020	4.48	6619	56.1027%	Fecal		CFU/100 mL	200	283.2	86400	-	21,899.4
5439000	9/13/1991	22	22	0.2020	4.48	6619	56.1027%	Fecal		CFU/100 mL	200	283.2	86400	-	21,899.4
5439000	11/17/1991	22	22	0.2020	4.48	6619	56.1027%	Fecal		CFU/100 mL	200	283.2	86400	-	21,899.4
5439000	5/24/1992	22	22	0.2020	4.48	6619	56.1027%	Fecal		CFU/100 mL	200	283.2	86400	-	21,899.4
5439000	7/20/1992	22	22	0.2020	4.48	6619	56.1027%	Fecal		CFU/100 mL	200	283.2	86400	-	21,899.4
5439000	9/30/1992	22	22	0.2020	4.48	6619	56.1027%	Fecal		CFU/100 mL	200	283.2	86400	-	21,899.4
5439000	8/13/1993	22	22	0.2020	4.48	6619	56.1027%	Fecal		CFU/100 mL	200	283.2	86400	-	21,899.4
5439000	1/7/1994	22	22	0.2020	4.48	6619	56.1027%	Fecal		CFU/100 mL	200	283.2	86400	-	21,899.4
5439000	1/11/1994	22	22	0.2020	4.48	6619	56.1027%	Fecal		CFU/100 mL	200	283.2	86400	-	21,899.4
5439000	11/7/1995	22	22	0.2020	4.48	6619	56.1027%	Fecal		CFU/100 mL	200	283.2	86400	-	21,899.4
5439000	12/6/1995	22	22	0.2020	4.48	6619	56.1027%	Fecal		CFU/100 mL	200	283.2	86400	-	21,899.4
5439000	12/12/1995	22	22	0.2020	4.48	6619	56.1027%	Fecal		CFU/100 mL	200	283.2	86400	-	21,899.4
5439000	3/27/1996	22	22	0.2020	4.48	6619	56.1027%	Fecal		CFU/100 mL	200	283.2	86400	-	21,899.4
5439000	8/31/1996	22	22	0.2020	4.48	6619	56.1027%	Fecal		CFU/100 mL	200	283.2	86400	-	21,899.4
5439000	12/19/1996	22	22	0.2020	4.48	6619	56.1027%	Fecal		CFU/100 mL	200	283.2	86400	-	21,899.4
5439000	1/2/1997	22	22	0.2020	4.48	6619	56.1027%	Fecal		CFU/100 mL	200	283.2	86400	-	21,899.4
5439000	2/9/1997	22	22	0.2020	4.48	6619	56.1027%	Fecal		CFU/100 mL	200	283.2	86400	-	21,899.4
5439000	6/22/1997	22	22	0.2020	4.48	6619	56.1027%	Fecal		CFU/100 mL	200	283.2	86400	-	21,899.4
5439000	1/23/1998	22	22	0.2020	4.48	6619	56.1027%	Fecal		CFU/100 mL	200	283.2	86400	-	21,899.4
5439000	7/17/1998	22	22	0.2020	4.48	6619	56.1027%	Fecal		CFU/100 mL	200	283.2	86400	-	21,899.4
5439000	8/5/1998	22	22	0.2020	4.48	6619	56.1027%	Fecal		CFU/100 mL	200	283.2	86400	-	21,899.4
5439000	12/5/1998	22	22	0.2020	4.48	6619	56.1027%	Fecal		CFU/100 mL	200	283.2	86400	-	21,899.4
5439000	7/7/1999	22	22	0.2020	4.48	6619	56.1027%	Fecal		CFU/100 mL	200	283.2	86400	-	21,899.4
5439000	3/22/2000	22	22	0.2020	4.48	6619	56.1027%	Fecal		CFU/100 mL	200	283.2	86400	-	21,899.4
5439000	3/28/2000	22	22	0.2020	4.48	6619	56.1027%	Fecal		CFU/100 mL	200	283.2	86400	-	21,899.4
5439000	4/10/2000	22	22	0.2020	4.48	6619	56.1027%	Fecal		CFU/100 mL	200	283.2	86400	-	21,899.4
5439000	9/23/2000	22	22	0.2020	4.48	6619	56.1027%	Fecal		CFU/100 mL	200	283.2	86400	-	21,899.4
5439000	11/26/2000	22	22	0.2020	4.48	6619	56.1027%	Fecal		CFU/100 mL	200	283.2	86400	-	21,899.4
5439000	6/29/2001	22	22	0.2020	4.48	6619	56.1027%	Fecal		CFU/100 mL	200	283.2	86400	-	21,899.4
5439000	12/8/2001	22	22	0.2020	4.48	6619	56.1027%	Fecal		CFU/100 mL	200	283.2	86400	-	21,899.4
5439000	7/21/2004	22	22	0.2020	4.48	6619	56.1027%	Fecal		CFU/100 mL	200	283.2	86400	-	21,899.4
5439000	1/23/2005	22	22	0.2020	4.48	6619	56.1027%	Fecal		CFU/100 mL	200	283.2	86400	-	21,899.4
5439000	6/7/2006	22	22	0.2020	4.48	6619	56.1027%	Fecal		CFU/100 mL	200	283.2	86400	-	21,899.4
5439000	11/29/2006	22	22	0.2020	4.48	6619	56.1027%	Fecal		CFU/100 mL	200	283.2	86400	-	21,899.4
5439000	2/28/2008	22	22	0.2020	4.48	6619	56.1027%	Fecal		CFU/100 mL	200	283.2	86400	-	21,899.4
5439000	9/2/2009	22	22	0.2020	4.48	6619	56.1027%	Fecal		CFU/100 mL	200	283.2	86400	-	21,899.4
5439000	11/14/2016	22	22	0.2020	4.48	6619	56.1027%	Fecal		CFU/100 mL	200	283.2	86400	-	21,899.4
5439000	7/21/2018	22	22	0.2020	4.48	6619	56.1027%	Fecal		CFU/100 mL	200	283.2	86400	-	21,899.4
5439000	3/15/2022	22	22	0.1459	3.24	7280	61.7054%	Fecal		CFU/100 mL	200	283.2	86400	-	15,862.8
5439000	3/12/2006	21.9	21.9	0.2020	4.45	6664	56.4841%	Fecal		CFU/100 mL	200	283.2	86400	-	21,800.6
5439000	9/21/2007	21.9	21.9	0.2020	4.45	6664	56.4841%	Fecal		CFU/100 mL	200	283.2	86400	-	21,800.6
5439000	4/12/2018	21.9	21.9	0.2020	4.45	6664	56.4841%	Fecal		CFU/100 mL	200	283.2	86400	-	21,800.6
5439000	11/23/1993	21.8	21.8	0.2020	4.43	6667	56.5096%	Fecal		CFU/100 mL	200	283.2	86400	-	21,701.7
5439000	4/27/2005	21.8	21.8	0.2020	4.43	6667	56.5096%	Fecal		CFU/100 mL	200	283.2	86400	-	21,701.7
5439000	12/11/2006	21.8	21.8	0.2020	4.43	6667	56.5096%	Fecal		CFU/100 mL	200	283.2	86400	-	21,701.7
5439000	6/30/2008	21.8	21.8	0.2020	4.43	6667	56.5096%	Fecal		CFU/100 mL	200	283.2	86400	-	21,701.7
5439000	7/6/2007	21.7	21.7	0.2020	4.41	6671	56.5435%	Fecal		CFU/100 mL	200	283.2	86400	-	21,602.8
5439000	3/13/2022	21.7	21.7	0.1459	3.20	7296	61.8410%	Fecal		CFU/100 mL	200	283.2	86400	-	15,648.6
5439000	7/8/2008	21.6	21.6	0.2020	4.39	6672	56.5520%	Fecal		CFU/100 mL	200	283.2	86400	-	21,504.0
5439000	7/30/2008	21.6	21.6	0.2020	4.39	6672	56.5520%	Fecal		CFU/100 mL	200	283.2	86400	-	21,504.0
5439000	7/16/2010	21.6	21.6	0.2020	4.39	6672	56.5520%	Fecal		CFU/100 mL	200	283.2	86400	-	21,504.0
5439000	7/10/2011	21.6	21.6	0.2020	4.39	6672	56.5520%	Fecal		CFU/100 mL	200	283.2	86400	-	21,504.0
5439000	8/30/2015	21.6	21.6	0.2020	4.39	6672	56.5520%	Fecal		CFU/100 mL	200	283.2	86400	-	21,504.0
5439000	7/19/2017	21.6	21.6	0.2020	4.39	6672	56.5520%	Fecal		CFU/100 mL	200	283.2	86400	-	21,504.0
5439000	7/18/2018	21.6	21.6	0.2020	4.39	6672	56.5520%	Fecal		CFU/100 mL	200	283.2	86400	-	21,504.0
5439000	10/18/2018	21.6	21.6	0.2020	4.39	6672	56.5520%	Fecal		CFU/100 mL	200	283.2	86400	-	21,504.0
5439000	4/11/2005	21.5	21.5	0.2020	4.37	6680	56.6198%	Fecal		CFU/100 mL	200	283.2	86400	-	21,405.1
5439000	4/21/2005	21.5	21.5	0.2020	4.37	6680	56.6198%	Fecal		CFU/100 mL	200	283.2	86400	-	21,405.1
5439000	10/19/2012	21.5	21.5	0.2020	4.37	6680	56.6198%	Fecal		CFU/100 mL	200	283.2	86400	-	21,405.1
5439000	3/4/2016	21.5	21.5	0.2020	4.37	6680	56.6198%	Fecal		CFU/100 mL	200	283.2	86400	-	21,405.1
5439000	5/5/2021	21.5	21.5	0.2020	4.37	6680	56.6198%	Fecal		CFU/100 mL	200	283.2	86400	-	21,405.1
5439000	4/20/1994	21.4	21.4	0.2020	4.35	6685	56.6621%	Fecal		CFU/100 mL	200	283.2	86400	-	21,306.3
5439000	6/13/2003	21.4	21.4	0.2020	4.35	6685	56.6621%	Fecal		CFU/100 mL	200	283.2	86400	-	21,306.3
5439000	12/10/2006	21.4	21.4	0.2020	4.35	6685	56.6621%	Fecal		CFU/100 mL	200	283.2	86400	-	21,306.3
5439000	11/3/2015	21.4	21.4	0.2020	4.35	6685	56.6621%	Fecal		CFU/100 mL	200	283.2	86400	-	21,306.3
5439000	7/14/2003	21.3	21.3	0.2020	4.33	6689	56.6961%	Fecal		CFU/100 mL	200	283.2	86400	-	21,207.4
5439000	7/12/2004	21.3	21.3	0.2020	4.33	6689	56.6961%	Fecal		CFU/100 mL	200	283.2	86400	-	21,207.4
5439000	12/9/2006	21.3	21.3	0.2020	4.33	6689	56.6961%	Fecal		CFU/100 mL	200	283.2	86400	-	21,207.4
5439000	9/22/2007	21.3	21.3	0.2020	4.33	6689	56.6961%	Fecal		CFU/100 mL	200	283.2	86400	-	21,207.4
5439000	2/22/2013	21.3	21.3	0.2020	4.33	6689	56.6961%	Fecal		CFU/100 mL	200	283.2	86400	-	21,207.4
5439000	11/11/2018	21.3	21.3	0.2020	4.33	6689	56.6961%	Fecal		CFU/100 mL	200	283.2	86400	-	21,207.4
5439000	7/16/2009	21.2	21.2	0.2020	4.31	6695	56.7469%	Fecal		CFU/100 mL	200	283.2	86400	-	21,108.6
5439000	7/23/2011	21.2	21.2	0.2020	4.31	6695	56.7469%	Fecal		CFU/100 mL	200	283.2	86400	-	21,108.6
5439000	4/13/2018	21.2	21.2	0.2020	4.31	6695	56.7469%	Fecal		CFU/100 mL	200	283.2	86400	-	21,108.6
5439000	4/9/2006	21.1	21.1	0.2020	4.29	6698	56.7723%	Fecal		CFU/100 mL	200	283.2	86400	-	21,009.7
5439000	7/24/2009	21.1	21.1	0.2020	4.29	6698	56.7723%	Fecal		CFU/100 mL	200	283.2	86400	-	21,009.7
5439000	6/12/2012	21.1	21.1	0.2020	4.29	6698	56.7723%	Fecal		CFU/100 mL	200	283.2	86400	-	21,009.7
5439000	8/9/2017	21.1	21.1	0.2020	4.29	6698	56.7723%	Fecal		CFU/100 mL	200	283.2	86400	-	21,009.7
5439000	8/16/2017	21.1	21.1	0.2020	4.29	6698	56.7723%	Fecal		CFU/100 mL	200	283.2	86400	-	21,009.7
5439000	2/16/2018	21.1	21.1	0.2020	4.29	6698	56.7723%	Fecal		CFU/100 mL	200	283.2	86400	-	21,009.7
5439000	9/13/2020	21.1	21.1	0.2020	4.29	6698	56.7723%	Fecal		CFU/100 mL	200	283.2	86400	-	21,009.7
5439000	9/1/1990	21	21	0.2020	4.27	6705	56.8317%	Fecal		CFU/100 mL	200	283.2	86400	-	20,910.9
5439000	10/10/1990	21	21	0.2020	4.27	6705	56.8317%	Fecal		CFU/100 mL	200	283.2	86400	-	20,910.9
5439000	10/24/1990	21	21	0.2020	4.27	6705	56.8317%	Fecal		CFU/100 mL	200	283.2	86400	-	20,910.9
5439000	6/26/1991	21	21	0.2020	4.27	6705	56.8317%	Fecal		CFU/100 mL	200	283.2	86400	-	20,910.9
5439000	7/4/1991	21	21	0.2020	4.27	6705	56.8317%	Fecal		CFU/100 mL	200	283.2	86400	-	20,910.9
5439000	5/25/1992	21	21	0.2020	4.27	6705	56.8317%	Fecal		CFU/100 mL	200	283.2	86400	-	20,910.9
5439000	5/26/1992	21	21	0.2020	4.27	6705	56.8317%	Fecal		CFU/100 mL	200	283.2	86400	-	20,910.9
5439000	9/24/1992	21	21	0.2020	4.27	6705	56.8317%	Fecal		CFU/100 mL	200	283.2	86400	-	20,910.9
5439000	8/19/1993	21	21	0.2020	4.27	6705	56.8317%	Fecal		CFU/100 mL	200	283.2	86400	-	20,910.9
5439000	9/7/1993	21	21	0.2020	4.27	6705	56.8317%	Fecal		CFU/100 mL	200	283.2	86400	-	20,910.9
5439000	1/12/1994	21	21	0.2020	4.27	6705	56.8317%	Fecal		CFU/100 mL	200	283.2	86400	-	20,910.9
5439000	1/26/1994	21	21	0.2020	4.27	6705	56.8317%	Fecal		CFU/100 mL	200	283.2	86400	-	20,910.9
5439000	2/15/1994	21	21	0.2020	4.27	6705	56.8317%	Fecal		CFU/100 mL	200	283.2	86400	-	20,910.9
5439000	6/17/1994	21	21	0.2020	4.27	6705	56.8317%	Fecal		CFU/100 mL	200	283.2	86400	-	20,910.9
5439000	12/13/1995	21	21	0.2020	4.27	6705	56.8317%	Fecal		CFU/100 mL	200	283.2	86400	-	20,910.9
5439000	1/17/1996	21	21	0.2020	4.27	6705	56.8317%	Fecal		CFU/100 mL	200	283.2	86400	-	20,910.9
5439000	4/26/1996	21	21	0.2020	4.27	6705	56.8317%	Fecal		CFU/100 mL	200	283.2	86400	-	20,910.9
5439000	7/16/1996	21	21	0.2020	4.27	6705	56.8317%	Fecal		CFU/100 mL	200	283.2	86400	-	20,910.9
5439000	12/26/1996	21	21	0.2020	4.27	6705	56.8317%	Fecal		CFU/100 mL	200	283.2	86400	-	20,910.9
5439000	12/29/1996	21	21	0.2020	4.27	6705	56.8317%	Fecal		CFU/100 mL	200	283.2	86400	-	20,910.9
5439000	1/14/1997	21	21	0.2020	4.27	6705	56.8317%	Fecal		CFU/100 mL	200	283.2	86400	-	20,910.9
5439000	1/22/1997	21	21	0.2020	4.27	6705	56.8317%	Fecal		CFU/100 mL	200	283.2	86400	-	20,910.9
5439000	1/26/1997	21	21	0.2020	4.27	6705	56.8317%	Fecal		CFU/100 mL	200	283.2	86400	-	20,910.9
5439000	2/4/1997	21	21	0.2020	4.27	6705	56.8317%	Fecal		CFU/100 mL	200	283.2	86400	-	20,910.9
5439000	2/10/1997	21	21	0.2020	4.27	6705	56.8317%	Fecal		CFU/100 mL	200	283.2	86400	-	20,910.9
5439000	2/17/1997	21	21	0.2020	4.27	6705	56.8317%	Fecal		CFU/100 mL	200	283.2	86400	-	20,910.9
5439000	6/23/1997	21	21	0.2020	4.27	6705	56.8317%	Fecal		CFU/100 mL	200	283.2	86400	-	20,910.9
5439000	7/3/1997	21	21	0.2020	4.27	6705	56.8317%	Fecal		CFU/100 mL	200	283.2	86400	-	20,910.9
5439000	1/24/1998	21	21	0.2020	4.27	6705	56.8317%	Fecal		CFU/100 mL	200	283.2	86400	-	20,910.9
5439000	1/25/1998	21	21	0.2020	4.27	6705	56.8317%	Fecal		CFU/100 mL	200	283.2	86400	-	20,910.9
5439000	7/20/1998	21	21	0.2020	4.27	6705	56.8317%	Fecal		CFU/100 mL	200	283.2	86400	-	20,910.9
5439000	7/10/1999	21	21	0.2020	4.27	6705	56.8317%	Fecal		CFU/100 mL	200	283.2	86400	-	20,910.9
5439000	2/22/2000	21	21	0.2020	4.27	6705	56.8317%	Fecal		CFU/100 mL	200	283.2	86400	-	20,910.9
5439000	3/23/2000	21	21	0.2020	4.27	6705	56.8317%	Fecal		CFU/100 mL	200	283.2	86400	-	20,910.9
5439000	3/26/2000	21	21	0.2020	4.27	6705	56.8317%	Fecal		CFU/100 mL	200	283.2	86400	-	20,910.9
5439000	4/9/2000	21	21	0.2020	4.27	6705	56.8317%	Fecal		CFU/100 mL	200	283.2	86400	-	20,910.9
5439000	8/10/2000	21	21	0.2020	4.27	6705	56.8317%	Fecal		CFU/100 mL	200	283.2	86400	-	20,910.9
5439000	10/8/2000	21	21	0.2020	4.27	6705	56.8317%	Fecal		CFU/100 mL	200	283.2	86400	-	20,910.9
5439000	11/21/2000	21	21	0.2020	4.27	6705	56.8317%	Fecal		CFU/100 mL	200	283.2	86400	-	20,910.9
5439000	11/22/2000	21	21	0.2020	4.27	6705	56.8317%	Fecal		CFU/100 mL	200	283.2	86400	-	20,910.9
5439000	7/3/2001	21	21	0.2020	4.27	6705	56.8317%	Fecal		CFU/100 mL	200	283.2	86400	-	20,910.9
5439000	11/3/2001	21	21	0.2020	4.27	6705	56.8317%	Fecal		CFU/100 mL	200	283.2	86400	-	20,910.9

Gage ID	Date	Discharge (CFS)	Gage Discharge (less Surrogate NPDES) (CFS)	Watershed Area Ratio	Calculated flow (CFS)	Rank	Flow Exceedance %	Parameter	Results	Units (mg or micro_gram	Limit/Standard	100mL/CF	sec/day	Actual Load (million colonies/day)	Allowable Load (million colonies/day)
5439000	1/11/2011	21	21	0.2020	4.27	6705	56.8317%	Fecal		CFU/100 mL	200	283.2	86400	-	20,910.9
5439000	4/9/2018	21	21	0.2020	4.27	6705	56.8317%	Fecal		CFU/100 mL	200	283.2	86400	-	20,910.9
5439000	8/4/2008	20.9	20.9	0.2020	4.25	6749	57.2046%	Fecal		CFU/100 mL	200	283.2	86400	-	20,812.0
5439000	12/8/2008	20.9	20.9	0.2020	4.25	6749	57.2046%	Fecal		CFU/100 mL	200	283.2	86400	-	20,812.0
5439000	5/7/2014	20.9	20.9	0.2020	4.25	6749	57.2046%	Fecal		CFU/100 mL	200	283.2	86400	-	20,812.0
5439000	3/10/2015	20.9	20.9	0.2020	4.25	6749	57.2046%	Fecal		CFU/100 mL	200	283.2	86400	-	20,812.0
5439000	8/10/2015	20.9	20.9	0.2020	4.25	6749	57.2046%	Fecal		CFU/100 mL	200	283.2	86400	-	20,812.0
5439000	2/3/2005	20.8	20.8	0.2020	4.23	6754	57.2470%	Fecal		CFU/100 mL	200	283.2	86400	-	20,713.2
5439000	1/23/2009	20.8	20.8	0.2020	4.23	6754	57.2470%	Fecal		CFU/100 mL	200	283.2	86400	-	20,713.2
5439000	1/27/2009	20.8	20.8	0.2020	4.23	6754	57.2470%	Fecal		CFU/100 mL	200	283.2	86400	-	20,713.2
5439000	7/17/2009	20.8	20.8	0.2020	4.23	6754	57.2470%	Fecal		CFU/100 mL	200	283.2	86400	-	20,713.2
5439000	8/3/2015	20.8	20.8	0.2020	4.23	6754	57.2470%	Fecal		CFU/100 mL	200	283.2	86400	-	20,713.2
5439000	10/5/2018	20.8	20.8	0.2020	4.23	6754	57.2470%	Fecal		CFU/100 mL	200	283.2	86400	-	20,713.2
5439000	9/7/2019	20.8	20.8	0.2020	4.23	6754	57.2470%	Fecal		CFU/100 mL	200	283.2	86400	-	20,713.2
5439000	12/17/2020	20.8	20.8	0.2020	4.23	6754	57.2470%	Fecal		CFU/100 mL	200	283.2	86400	-	20,713.2
5439000	4/24/1994	20.7	20.7	0.2020	4.21	6762	57.3148%	Fecal		CFU/100 mL	200	283.2	86400	-	20,614.3
5439000	7/13/1994	20.7	20.7	0.2020	4.21	6762	57.3148%	Fecal		CFU/100 mL	200	283.2	86400	-	20,614.3
5439000	5/22/2007	20.7	20.7	0.2020	4.21	6762	57.3148%	Fecal		CFU/100 mL	200	283.2	86400	-	20,614.3
5439000	7/19/2013	20.7	20.7	0.2020	4.21	6762	57.3148%	Fecal		CFU/100 mL	200	283.2	86400	-	20,614.3
5439000	9/4/2014	20.7	20.7	0.2020	4.21	6762	57.3148%	Fecal		CFU/100 mL	200	283.2	86400	-	20,614.3
5439000	8/2/2015	20.7	20.7	0.2020	4.21	6762	57.3148%	Fecal		CFU/100 mL	200	283.2	86400	-	20,614.3
5439000	11/12/2016	20.7	20.7	0.2020	4.21	6762	57.3148%	Fecal		CFU/100 mL	200	283.2	86400	-	20,614.3
5439000	4/25/2018	20.7	20.7	0.2020	4.21	6762	57.3148%	Fecal		CFU/100 mL	200	283.2	86400	-	20,614.3
5439000	4/29/1994	20.6	20.6	0.2020	4.19	6770	57.3826%	Fecal		CFU/100 mL	200	283.2	86400	-	20,515.4
5439000	7/29/2008	20.6	20.6	0.2020	4.19	6770	57.3826%	Fecal		CFU/100 mL	200	283.2	86400	-	20,515.4
5439000	7/26/2011	20.6	20.6	0.2020	4.19	6770	57.3826%	Fecal		CFU/100 mL	200	283.2	86400	-	20,515.4
5439000	7/3/2017	20.6	20.6	0.2020	4.19	6770	57.3826%	Fecal		CFU/100 mL	200	283.2	86400	-	20,515.4
5439000	8/28/2018	20.6	20.6	0.2020	4.19	6770	57.3826%	Fecal		CFU/100 mL	200	283.2	86400	-	20,515.4
5439000	7/18/1994	20.5	20.5	0.2020	4.17	6775	57.4250%	Fecal		CFU/100 mL	200	283.2	86400	-	20,416.6
5439000	4/27/2014	20.5	20.5	0.2020	4.17	6775	57.4250%	Fecal		CFU/100 mL	200	283.2	86400	-	20,416.6
5439000	7/26/2014	20.5	20.5	0.2020	4.17	6775	57.4250%	Fecal		CFU/100 mL	200	283.2	86400	-	20,416.6
5439000	12/16/2017	20.5	20.5	0.2020	4.17	6775	57.4250%	Fecal		CFU/100 mL	200	283.2	86400	-	20,416.6
5439000	4/23/2018	20.5	20.5	0.2020	4.17	6775	57.4250%	Fecal		CFU/100 mL	200	283.2	86400	-	20,416.6
5439000	10/19/2018	20.5	20.5	0.2020	4.17	6775	57.4250%	Fecal		CFU/100 mL	200	283.2	86400	-	20,416.6
5439000	9/12/2019	20.5	20.5	0.2020	4.17	6775	57.4250%	Fecal		CFU/100 mL	200	283.2	86400	-	20,416.6
5439000	4/28/1994	20.4	20.4	0.2020	4.15	6782	57.4843%	Fecal		CFU/100 mL	200	283.2	86400	-	20,317.7
5439000	7/1/2007	20.4	20.4	0.2020	4.15	6782	57.4843%	Fecal		CFU/100 mL	200	283.2	86400	-	20,317.7
5439000	3/6/2016	20.4	20.4	0.2020	4.15	6782	57.4843%	Fecal		CFU/100 mL	200	283.2	86400	-	20,317.7
5439000	11/15/2016	20.4	20.4	0.2020	4.15	6782	57.4843%	Fecal		CFU/100 mL	200	283.2	86400	-	20,317.7
5439000	4/21/1994	20.3	20.3	0.2020	4.13	6786	57.5182%	Fecal		CFU/100 mL	200	283.2	86400	-	20,218.9
5439000	12/12/2001	20.3	20.3	0.2020	4.13	6786	57.5182%	Fecal		CFU/100 mL	200	283.2	86400	-	20,218.9
5439000	6/19/2003	20.3	20.3	0.2020	4.13	6786	57.5182%	Fecal		CFU/100 mL	200	283.2	86400	-	20,218.9
5439000	6/5/2005	20.3	20.3	0.2020	4.13	6786	57.5182%	Fecal		CFU/100 mL	200	283.2	86400	-	20,218.9
5439000	4/29/2006	20.3	20.3	0.2020	4.13	6786	57.5182%	Fecal		CFU/100 mL	200	283.2	86400	-	20,218.9
5439000	7/14/2020	20.3	20.3	0.2020	4.13	6786	57.5182%	Fecal		CFU/100 mL	200	283.2	86400	-	20,218.9
5439000	5/24/2005	20.2	20.2	0.2020	4.11	6792	57.5691%	Fecal		CFU/100 mL	200	283.2	86400	-	20,120.0
5439000	4/28/2006	20.2	20.2	0.2020	4.11	6792	57.5691%	Fecal		CFU/100 mL	200	283.2	86400	-	20,120.0
5439000	7/5/2020	20.2	20.2	0.2020	4.11	6792	57.5691%	Fecal		CFU/100 mL	200	283.2	86400	-	20,120.0
5439000	5/2/1994	20.1	20.1	0.2020	4.09	6795	57.5945%	Fecal		CFU/100 mL	200	283.2	86400	-	20,021.2
5439000	5/15/2005	20.1	20.1	0.2020	4.09	6795	57.5945%	Fecal		CFU/100 mL	200	283.2	86400	-	20,021.2
5439000	7/25/2009	20.1	20.1	0.2020	4.09	6795	57.5945%	Fecal		CFU/100 mL	200	283.2	86400	-	20,021.2
5439000	5/6/2021	20.1	20.1	0.2020	4.09	6795	57.5945%	Fecal		CFU/100 mL	200	283.2	86400	-	20,021.2
5439000	8/2/1990	20	20	0.2020	4.07	6800	57.6369%	Fecal		CFU/100 mL	200	283.2	86400	-	19,922.3
5439000	10/12/1990	20	20	0.2020	4.07	6800	57.6369%	Fecal		CFU/100 mL	200	283.2	86400	-	19,922.3
5439000	10/15/1990	20	20	0.2020	4.07	6800	57.6369%	Fecal		CFU/100 mL	200	283.2	86400	-	19,922.3
5439000	6/27/1991	20	20	0.2020	4.07	6800	57.6369%	Fecal		CFU/100 mL	200	283.2	86400	-	19,922.3
5439000	7/1/1991	20	20	0.2020	4.07	6800	57.6369%	Fecal		CFU/100 mL	200	283.2	86400	-	19,922.3
5439000	11/27/1991	20	20	0.2020	4.07	6800	57.6369%	Fecal		CFU/100 mL	200	283.2	86400	-	19,922.3
5439000	5/27/1992	20	20	0.2020	4.07	6800	57.6369%	Fecal		CFU/100 mL	200	283.2	86400	-	19,922.3
5439000	6/17/1992	20	20	0.2020	4.07	6800	57.6369%	Fecal		CFU/100 mL	200	283.2	86400	-	19,922.3
5439000	8/26/1992	20	20	0.2020	4.07	6800	57.6369%	Fecal		CFU/100 mL	200	283.2	86400	-	19,922.3
5439000	9/18/1992	20	20	0.2020	4.07	6800	57.6369%	Fecal		CFU/100 mL	200	283.2	86400	-	19,922.3
5439000	9/20/1992	20	20	0.2020	4.07	6800	57.6369%	Fecal		CFU/100 mL	200	283.2	86400	-	19,922.3
5439000	9/25/1992	20	20	0.2020	4.07	6800	57.6369%	Fecal		CFU/100 mL	200	283.2	86400	-	19,922.3
5439000	8/14/1993	20	20	0.2020	4.07	6800	57.6369%	Fecal		CFU/100 mL	200	283.2	86400	-	19,922.3
5439000	9/11/1993	20	20	0.2020	4.07	6800	57.6369%	Fecal		CFU/100 mL	200	283.2	86400	-	19,922.3
5439000	1/8/1994	20	20	0.2020	4.07	6800	57.6369%	Fecal		CFU/100 mL	200	283.2	86400	-	19,922.3
5439000	1/9/1994	20	20	0.2020	4.07	6800	57.6369%	Fecal		CFU/100 mL	200	283.2	86400	-	19,922.3
5439000	1/10/1994	20	20	0.2020	4.07	6800	57.6369%	Fecal		CFU/100 mL	200	283.2	86400	-	19,922.3
5439000	1/13/1994	20	20	0.2020	4.07	6800	57.6369%	Fecal		CFU/100 mL	200	283.2	86400	-	19,922.3
5439000	1/21/1994	20	20	0.2020	4.07	6800	57.6369%	Fecal		CFU/100 mL	200	283.2	86400	-	19,922.3
5439000	1/27/1994	20	20	0.2020	4.07	6800	57.6369%	Fecal		CFU/100 mL	200	283.2	86400	-	19,922.3
5439000	1/31/1994	20	20	0.2020	4.07	6800	57.6369%	Fecal		CFU/100 mL	200	283.2	86400	-	19,922.3
5439000	2/1/1994	20	20	0.2020	4.07	6800	57.6369%	Fecal		CFU/100 mL	200	283.2	86400	-	19,922.3
5439000	2/2/1994	20	20	0.2020	4.07	6800	57.6369%	Fecal		CFU/100 mL	200	283.2	86400	-	19,922.3
5439000	2/3/1994	20	20	0.2020	4.07	6800	57.6369%	Fecal		CFU/100 mL	200	283.2	86400	-	19,922.3
5439000	2/4/1994	20	20	0.2020	4.07	6800	57.6369%	Fecal		CFU/100 mL	200	283.2	86400	-	19,922.3
5439000	2/14/1994	20	20	0.2020	4.07	6800	57.6369%	Fecal		CFU/100 mL	200	283.2	86400	-	19,922.3
5439000	8/18/1995	20	20	0.2020	4.07	6800	57.6369%	Fecal		CFU/100 mL	200	283.2	86400	-	19,922.3
5439000	12/14/1995	20	20	0.2020	4.07	6800	57.6369%	Fecal		CFU/100 mL	200	283.2	86400	-	19,922.3
5439000	12/15/1995	20	20	0.2020	4.07	6800	57.6369%	Fecal		CFU/100 mL	200	283.2	86400	-	19,922.3
5439000	4/24/1996	20	20	0.2020	4.07	6800	57.6369%	Fecal		CFU/100 mL	200	283.2	86400	-	19,922.3
5439000	12/27/1996	20	20	0.2020	4.07	6800	57.6369%	Fecal		CFU/100 mL	200	283.2	86400	-	19,922.3
5439000	1/12/1997	20	20	0.2020	4.07	6800	57.6369%	Fecal		CFU/100 mL	200	283.2	86400	-	19,922.3
5439000	1/13/1997	20	20	0.2020	4.07	6800	57.6369%	Fecal		CFU/100 mL	200	283.2	86400	-	19,922.3
5439000	1/21/1997	20	20	0.2020	4.07	6800	57.6369%	Fecal		CFU/100 mL	200	283.2	86400	-	19,922.3
5439000	1/27/1997	20	20	0.2020	4.07	6800	57.6369%	Fecal		CFU/100 mL	200	283.2	86400	-	19,922.3
5439000	2/11/1997	20	20	0.2020	4.07	6800	57.6369%	Fecal		CFU/100 mL	200	283.2	86400	-	19,922.3
5439000	1/26/1998	20	20	0.2020	4.07	6800	57.6369%	Fecal		CFU/100 mL	200	283.2	86400	-	19,922.3
5439000	7/18/1998	20	20	0.2020	4.07	6800	57.6369%	Fecal		CFU/100 mL	200	283.2	86400	-	19,922.3
5439000	12/24/1998	20	20	0.2020	4.07	6800	57.6369%	Fecal		CFU/100 mL	200	283.2	86400	-	19,922.3
5439000	7/8/1999	20	20	0.2020	4.07	6800	57.6369%	Fecal		CFU/100 mL	200	283.2	86400	-	19,922.3
5439000	4/18/2000	20	20	0.2020	4.07	6800	57.6369%	Fecal		CFU/100 mL	200	283.2	86400	-	19,922.3
5439000	9/24/2000	20	20	0.2020	4.07	6800	57.6369%	Fecal		CFU/100 mL	200	283.2	86400	-	19,922.3
5439000	6/30/2001	20	20	0.2020	4.07	6800	57.6369%	Fecal		CFU/100 mL	200	283.2	86400	-	19,922.3
5439000	9/20/2001	20	20	0.2020	4.07	6800	57.6369%	Fecal		CFU/100 mL	200	283.2	86400	-	19,922.3
5439000	8/4/2002	20	20	0.2020	4.07	6800	57.6369%	Fecal		CFU/100 mL	200	283.2	86400	-	19,922.3
5439000	4/10/2006	20	20	0.2020	4.07	6800	57.6369%	Fecal		CFU/100 mL	200	283.2	86400	-	19,922.3
5439000	6/16/2007	20	20	0.2020	4.07	6800	57.6369%	Fecal		CFU/100 mL	200	283.2	86400	-	19,922.3
5439000	12/15/2007	20	20	0.2020	4.07	6800	57.6369%	Fecal		CFU/100 mL	200	283.2	86400	-	19,922.3
5439000	7/27/2008	20	20	0.2020	4.07	6800	57.6369%	Fecal		CFU/100 mL	200	283.2	86400	-	19,922.3
5439000	12/5/2008	20	20	0.2020	4.07	6800	57.6369%	Fecal		CFU/100 mL	200	283.2	86400	-	19,922.3
5439000	8/17/2009	20	20	0.2020	4.07	6800	57.6369%	Fecal		CFU/100 mL	200	283.2	86400	-	19,922.3
5439000	8/20/2009	20	20	0.2020	4.07	6800	57.6369%	Fecal		CFU/100 mL	200	283.2	86400	-	19,922.3
5439000	1/8/2011	20	20	0.2020	4.07	6800	57.6369%	Fecal		CFU/100 mL	200	283.2	86400	-	19,922.3
5439000	1/9/2011	20	20	0.2020	4.07	6800	57.6369%	Fecal		CFU/100 mL	200	283.2	86400	-	19,922.3
5439000	1/18/2011	20	20	0.2020	4.07	6800	57.6369%	Fecal		CFU/100 mL	200	283.2	86400	-	19,922.3
5439000	6/13/2012	20	20	0.2020	4.07	6800	57.6369%	Fecal		CFU/100 mL	200	283.2	86400	-	19,922.3
5439000	2/2/2013	20	20	0.2020	4.07	6800	57.6369%	Fecal		CFU/100 mL	200	283.2	86400	-	19,922.3
5439000	2/17/2013	20	20	0.2020	4.07	6800	57.6369%	Fecal		CFU/100 mL	200	283.2	86400	-	19,922.3
5439000	10/29/2016	20	20	0.2020	4.07	6800	57.6369%	Fecal		CFU/100 mL	200	283.2	86400	-	19,922.3
5439000	11/13/2016	20	20	0.2020	4.07	6800	57.6369%	Fecal		CFU/100 mL	200	283.2	86400	-	19,922.3
5439000	12/9/2001	19.9	19.9	0.2020	4.05	6860	58.1454%	Fecal		CFU/100 mL	200	283.2	86400	-	19,823.5
5439000	7/3/2002	19.9	19.9	0.2020	4.05	6860	58.1454%	Fecal		CFU/100 mL	200	283.2	86400	-	19,823.5
5439000	4/26/2014	19.9	19.9	0.2020	4.05	6860	58.1454%	Fecal		CFU/100 mL	200	283.2	86400	-	19,823.5
5439000	5/7/2021	19.9	19.9	0.2020	4.05	6860	58.1454%	Fecal		CFU/100 mL	200	283.2	86400	-	19,823.5
5439000	7/25/2021	19.9	19.9	0.2020	4.05	6860	58.1454%	Fecal		CFU/100 mL	200	283.2	86400	-	19,823.5
5439000	10/24/2021	19.9	19.9	0.2020	4.05	6860	58.1454%	Fecal		CFU/100 mL	200	283.2	86400	-	19,823.5
5439000	4/27/1994	19.8	19.8	0.2020	4.03	6866	58.1963%	Fecal		CFU/100 mL	200	283.2	86400	-	19,724.6
5439000	10/14/2012	19.8	19.8	0.2020	4.03	6866	58.1963%	Fecal		CFU/100 mL	200	283.2	86400	-	19,724.6
5439000	12/13/2017	19.8	19.8	0.2020	4.03	6866	58.1963%	Fecal		CFU/100 mL	200	283.2	86400	-	19,724.6
5439000	5/7/1994	19.7	19.7	0.2020	4.01	6869	58.2217%	Fecal		CFU/100 mL	200	283.2	86400	-	19,625.8
5439000	11/4/2001	19.7	19.7	0.2020	4.01	6869	58.2217%	Fecal		CFU/100 mL	200	283.2	86400	-	19,625.8
5439000	6/14/2003	19.7	19.7	0.2020	4.01	6869	58.2217%	Fecal		CFU/100 mL	200	283.2	86400	-	19,625.8
5439000	5/8/2014	19.7	19.7	0.2020	4.01	6869	58.2217%	Fecal		CFU/100 mL	200	283.2	86400	-	19,625.8

Gage ID	Date	Discharge (CFS)	Gage Discharge (less Surrogate NPDES) (CFS)	Watershed Area Ratio	Calculated flow (CFS)	Rank	Flow Exceedance %	Parameter	Results	Units (mg or micro_gram	Limit/Standard	100mL/CF	sec/day	Actual Load (million colonies/day)	Allowable Load (million colonies/day)
5439000	9/10/2015	19.7	19.7	0.2020	4.01	6869	58.2217%	Fecal		CFU/100 mL	200	283.2	86400	-	19,625.8
5439000	3/12/2022	19.7	19.7	0.1459	2.91	7419	62.8835%	Fecal		CFU/100 mL	200	283.2	86400	-	14,220.3
5439000	4/22/1994	19.6	19.6	0.2020	3.99	6874	58.2641%	Fecal		CFU/100 mL	200	283.2	86400	-	19,526.9
5439000	4/12/2006	19.6	19.6	0.2020	3.99	6874	58.2641%	Fecal		CFU/100 mL	200	283.2	86400	-	19,526.9
5439000	5/10/2014	19.6	19.6	0.2020	3.99	6874	58.2641%	Fecal		CFU/100 mL	200	283.2	86400	-	19,526.9
5439000	8/12/2014	19.6	19.6	0.2020	3.99	6874	58.2641%	Fecal		CFU/100 mL	200	283.2	86400	-	19,526.9
5439000	8/1/2015	19.6	19.6	0.2020	3.99	6874	58.2641%	Fecal		CFU/100 mL	200	283.2	86400	-	19,526.9
5439000	7/27/2019	19.6	19.6	0.2020	3.99	6874	58.2641%	Fecal		CFU/100 mL	200	283.2	86400	-	19,526.9
5439000	7/13/2004	19.5	19.5	0.2020	3.97	6880	58.3150%	Fecal		CFU/100 mL	200	283.2	86400	-	19,428.0
5439000	4/11/2006	19.5	19.5	0.2020	3.97	6880	58.3150%	Fecal		CFU/100 mL	200	283.2	86400	-	19,428.0
5439000	12/21/2007	19.5	19.5	0.2020	3.97	6880	58.3150%	Fecal		CFU/100 mL	200	283.2	86400	-	19,428.0
5439000	7/17/2010	19.5	19.5	0.2020	3.97	6880	58.3150%	Fecal		CFU/100 mL	200	283.2	86400	-	19,428.0
5439000	11/3/2011	19.5	19.5	0.2020	3.97	6880	58.3150%	Fecal		CFU/100 mL	200	283.2	86400	-	19,428.0
5439000	4/23/1994	19.4	19.4	0.2020	3.95	6885	58.3573%	Fecal		CFU/100 mL	200	283.2	86400	-	19,329.2
5439000	12/29/2001	19.4	19.4	0.2020	3.95	6885	58.3573%	Fecal		CFU/100 mL	200	283.2	86400	-	19,329.2
5439000	6/15/2007	19.4	19.4	0.2020	3.95	6885	58.3573%	Fecal		CFU/100 mL	200	283.2	86400	-	19,329.2
5439000	9/13/2014	19.4	19.4	0.2020	3.95	6885	58.3573%	Fecal		CFU/100 mL	200	283.2	86400	-	19,329.2
5439000	11/5/2018	19.4	19.4	0.2020	3.95	6885	58.3573%	Fecal		CFU/100 mL	200	283.2	86400	-	19,329.2
5439000	7/4/2002	19.3	19.3	0.2020	3.93	6890	58.3997%	Fecal		CFU/100 mL	200	283.2	86400	-	19,230.3
5439000	6/8/2006	19.3	19.3	0.2020	3.93	6890	58.3997%	Fecal		CFU/100 mL	200	283.2	86400	-	19,230.3
5439000	6/14/2012	19.3	19.3	0.2020	3.93	6890	58.3997%	Fecal		CFU/100 mL	200	283.2	86400	-	19,230.3
5439000	3/17/2003	19.2	19.2	0.2020	3.91	6893	58.4252%	Fecal		CFU/100 mL	200	283.2	86400	-	19,131.5
5439000	11/23/2016	19.2	19.2	0.2020	3.91	6893	58.4252%	Fecal		CFU/100 mL	200	283.2	86400	-	19,131.5
5439000	7/3/2007	19.1	19.1	0.2020	3.89	6895	58.4421%	Fecal		CFU/100 mL	200	283.2	86400	-	19,032.6
5439000	1/13/1990	19	19	0.2020	3.87	6896	58.4506%	Fecal		CFU/100 mL	200	283.2	86400	-	18,933.8
5439000	10/16/1990	19	19	0.2020	3.87	6896	58.4506%	Fecal		CFU/100 mL	200	283.2	86400	-	18,933.8
5439000	3/13/1991	19	19	0.2020	3.87	6896	58.4506%	Fecal		CFU/100 mL	200	283.2	86400	-	18,933.8
5439000	3/14/1991	19	19	0.2020	3.87	6896	58.4506%	Fecal		CFU/100 mL	200	283.2	86400	-	18,933.8
5439000	6/28/1991	19	19	0.2020	3.87	6896	58.4506%	Fecal		CFU/100 mL	200	283.2	86400	-	18,933.8
5439000	10/30/1991	19	19	0.2020	3.87	6896	58.4506%	Fecal		CFU/100 mL	200	283.2	86400	-	18,933.8
5439000	6/5/1992	19	19	0.2020	3.87	6896	58.4506%	Fecal		CFU/100 mL	200	283.2	86400	-	18,933.8
5439000	7/25/1992	19	19	0.2020	3.87	6896	58.4506%	Fecal		CFU/100 mL	200	283.2	86400	-	18,933.8
5439000	10/1/1992	19	19	0.2020	3.87	6896	58.4506%	Fecal		CFU/100 mL	200	283.2	86400	-	18,933.8
5439000	8/8/1993	19	19	0.2020	3.87	6896	58.4506%	Fecal		CFU/100 mL	200	283.2	86400	-	18,933.8
5439000	8/20/1993	19	19	0.2020	3.87	6896	58.4506%	Fecal		CFU/100 mL	200	283.2	86400	-	18,933.8
5439000	9/8/1993	19	19	0.2020	3.87	6896	58.4506%	Fecal		CFU/100 mL	200	283.2	86400	-	18,933.8
5439000	1/14/1994	19	19	0.2020	3.87	6896	58.4506%	Fecal		CFU/100 mL	200	283.2	86400	-	18,933.8
5439000	1/15/1994	19	19	0.2020	3.87	6896	58.4506%	Fecal		CFU/100 mL	200	283.2	86400	-	18,933.8
5439000	1/28/1994	19	19	0.2020	3.87	6896	58.4506%	Fecal		CFU/100 mL	200	283.2	86400	-	18,933.8
5439000	1/29/1994	19	19	0.2020	3.87	6896	58.4506%	Fecal		CFU/100 mL	200	283.2	86400	-	18,933.8
5439000	1/30/1994	19	19	0.2020	3.87	6896	58.4506%	Fecal		CFU/100 mL	200	283.2	86400	-	18,933.8
5439000	2/5/1994	19	19	0.2020	3.87	6896	58.4506%	Fecal		CFU/100 mL	200	283.2	86400	-	18,933.8
5439000	2/6/1994	19	19	0.2020	3.87	6896	58.4506%	Fecal		CFU/100 mL	200	283.2	86400	-	18,933.8
5439000	8/10/1994	19	19	0.2020	3.87	6896	58.4506%	Fecal		CFU/100 mL	200	283.2	86400	-	18,933.8
5439000	7/16/1995	19	19	0.2020	3.87	6896	58.4506%	Fecal		CFU/100 mL	200	283.2	86400	-	18,933.8
5439000	3/28/1996	19	19	0.2020	3.87	6896	58.4506%	Fecal		CFU/100 mL	200	283.2	86400	-	18,933.8
5439000	9/1/1996	19	19	0.2020	3.87	6896	58.4506%	Fecal		CFU/100 mL	200	283.2	86400	-	18,933.8
5439000	1/1/1997	19	19	0.2020	3.87	6896	58.4506%	Fecal		CFU/100 mL	200	283.2	86400	-	18,933.8
5439000	1/15/1997	19	19	0.2020	3.87	6896	58.4506%	Fecal		CFU/100 mL	200	283.2	86400	-	18,933.8
5439000	1/16/1997	19	19	0.2020	3.87	6896	58.4506%	Fecal		CFU/100 mL	200	283.2	86400	-	18,933.8
5439000	1/17/1997	19	19	0.2020	3.87	6896	58.4506%	Fecal		CFU/100 mL	200	283.2	86400	-	18,933.8
5439000	1/19/1997	19	19	0.2020	3.87	6896	58.4506%	Fecal		CFU/100 mL	200	283.2	86400	-	18,933.8
5439000	1/20/1997	19	19	0.2020	3.87	6896	58.4506%	Fecal		CFU/100 mL	200	283.2	86400	-	18,933.8
5439000	2/2/1997	19	19	0.2020	3.87	6896	58.4506%	Fecal		CFU/100 mL	200	283.2	86400	-	18,933.8
5439000	2/3/1997	19	19	0.2020	3.87	6896	58.4506%	Fecal		CFU/100 mL	200	283.2	86400	-	18,933.8
5439000	2/12/1997	19	19	0.2020	3.87	6896	58.4506%	Fecal		CFU/100 mL	200	283.2	86400	-	18,933.8
5439000	2/16/1997	19	19	0.2020	3.87	6896	58.4506%	Fecal		CFU/100 mL	200	283.2	86400	-	18,933.8
5439000	6/24/1997	19	19	0.2020	3.87	6896	58.4506%	Fecal		CFU/100 mL	200	283.2	86400	-	18,933.8
5439000	1/27/1998	19	19	0.2020	3.87	6896	58.4506%	Fecal		CFU/100 mL	200	283.2	86400	-	18,933.8
5439000	1/28/1998	19	19	0.2020	3.87	6896	58.4506%	Fecal		CFU/100 mL	200	283.2	86400	-	18,933.8
5439000	1/31/1998	19	19	0.2020	3.87	6896	58.4506%	Fecal		CFU/100 mL	200	283.2	86400	-	18,933.8
5439000	7/22/1998	19	19	0.2020	3.87	6896	58.4506%	Fecal		CFU/100 mL	200	283.2	86400	-	18,933.8
5439000	7/24/1999	19	19	0.2020	3.87	6896	58.4506%	Fecal		CFU/100 mL	200	283.2	86400	-	18,933.8
5439000	10/3/1999	19	19	0.2020	3.87	6896	58.4506%	Fecal		CFU/100 mL	200	283.2	86400	-	18,933.8
5439000	10/5/1999	19	19	0.2020	3.87	6896	58.4506%	Fecal		CFU/100 mL	200	283.2	86400	-	18,933.8
5439000	4/8/2000	19	19	0.2020	3.87	6896	58.4506%	Fecal		CFU/100 mL	200	283.2	86400	-	18,933.8
5439000	4/11/2000	19	19	0.2020	3.87	6896	58.4506%	Fecal		CFU/100 mL	200	283.2	86400	-	18,933.8
5439000	4/16/2000	19	19	0.2020	3.87	6896	58.4506%	Fecal		CFU/100 mL	200	283.2	86400	-	18,933.8
5439000	7/23/2000	19	19	0.2020	3.87	6896	58.4506%	Fecal		CFU/100 mL	200	283.2	86400	-	18,933.8
5439000	11/27/2000	19	19	0.2020	3.87	6896	58.4506%	Fecal		CFU/100 mL	200	283.2	86400	-	18,933.8
5439000	12/4/2000	19	19	0.2020	3.87	6896	58.4506%	Fecal		CFU/100 mL	200	283.2	86400	-	18,933.8
5439000	12/7/2000	19	19	0.2020	3.87	6896	58.4506%	Fecal		CFU/100 mL	200	283.2	86400	-	18,933.8
5439000	12/8/2000	19	19	0.2020	3.87	6896	58.4506%	Fecal		CFU/100 mL	200	283.2	86400	-	18,933.8
5439000	7/1/2001	19	19	0.2020	3.87	6896	58.4506%	Fecal		CFU/100 mL	200	283.2	86400	-	18,933.8
5439000	10/22/2001	19	19	0.2020	3.87	6896	58.4506%	Fecal		CFU/100 mL	200	283.2	86400	-	18,933.8
5439000	12/10/2001	19	19	0.2020	3.87	6896	58.4506%	Fecal		CFU/100 mL	200	283.2	86400	-	18,933.8
5439000	10/4/2002	19	19	0.2020	3.87	6896	58.4506%	Fecal		CFU/100 mL	200	283.2	86400	-	18,933.8
5439000	1/24/2005	19	19	0.2020	3.87	6896	58.4506%	Fecal		CFU/100 mL	200	283.2	86400	-	18,933.8
5439000	1/19/2011	19	19	0.2020	3.87	6896	58.4506%	Fecal		CFU/100 mL	200	283.2	86400	-	18,933.8
5439000	2/13/2011	19	19	0.2020	3.87	6896	58.4506%	Fecal		CFU/100 mL	200	283.2	86400	-	18,933.8
5439000	7/13/2011	19	19	0.2020	3.87	6896	58.4506%	Fecal		CFU/100 mL	200	283.2	86400	-	18,933.8
5439000	6/17/2012	19	19	0.2020	3.87	6896	58.4506%	Fecal		CFU/100 mL	200	283.2	86400	-	18,933.8
5439000	8/23/2014	19	19	0.2020	3.87	6896	58.4506%	Fecal		CFU/100 mL	200	283.2	86400	-	18,933.8
5439000	12/16/2014	19	19	0.2020	3.87	6896	58.4506%	Fecal		CFU/100 mL	200	283.2	86400	-	18,933.8
5439000	5/3/1994	18.9	18.9	0.2020	3.85	6956	58.9591%	Fecal		CFU/100 mL	200	283.2	86400	-	18,834.9
5439000	6/20/2003	18.9	18.9	0.2020	3.85	6956	58.9591%	Fecal		CFU/100 mL	200	283.2	86400	-	18,834.9
5439000	7/8/2020	18.9	18.9	0.2020	3.85	6956	58.9591%	Fecal		CFU/100 mL	200	283.2	86400	-	18,834.9
5439000	5/5/1994	18.8	18.8	0.2020	3.83	6959	58.9846%	Fecal		CFU/100 mL	200	283.2	86400	-	18,736.1
5439000	6/19/1994	18.8	18.8	0.2020	3.83	6959	58.9846%	Fecal		CFU/100 mL	200	283.2	86400	-	18,736.1
5439000	11/5/2003	18.8	18.8	0.2020	3.83	6959	58.9846%	Fecal		CFU/100 mL	200	283.2	86400	-	18,736.1
5439000	6/15/2012	18.8	18.8	0.2020	3.83	6959	58.9846%	Fecal		CFU/100 mL	200	283.2	86400	-	18,736.1
5439000	2/8/2013	18.8	18.8	0.2020	3.83	6959	58.9846%	Fecal		CFU/100 mL	200	283.2	86400	-	18,736.1
5439000	4/11/2018	18.8	18.8	0.2020	3.83	6959	58.9846%	Fecal		CFU/100 mL	200	283.2	86400	-	18,736.1
5439000	6/16/2012	18.7	18.7	0.2020	3.81	6965	59.0354%	Fecal		CFU/100 mL	200	283.2	86400	-	18,637.2
5439000	8/2/2014	18.7	18.7	0.2020	3.81	6965	59.0354%	Fecal		CFU/100 mL	200	283.2	86400	-	18,637.2
5439000	7/13/2016	18.7	18.7	0.2020	3.81	6965	59.0354%	Fecal		CFU/100 mL	200	283.2	86400	-	18,637.2
5439000	11/16/2016	18.7	18.7	0.2020	3.81	6965	59.0354%	Fecal		CFU/100 mL	200	283.2	86400	-	18,637.2
5439000	10/21/2018	18.7	18.7	0.2020	3.81	6965	59.0354%	Fecal		CFU/100 mL	200	283.2	86400	-	18,637.2
5439000	5/23/2007	18.6	18.6	0.2020	3.79	6970	59.0778%	Fecal		CFU/100 mL	200	283.2	86400	-	18,538.4
5439000	8/2/2007	18.6	18.6	0.2020	3.79	6970	59.0778%	Fecal		CFU/100 mL	200	283.2	86400	-	18,538.4
5439000	6/1/2014	18.6	18.6	0.2020	3.79	6970	59.0778%	Fecal		CFU/100 mL	200	283.2	86400	-	18,538.4
5439000	7/4/2017	18.6	18.6	0.2020	3.79	6970	59.0778%	Fecal		CFU/100 mL	200	283.2	86400	-	18,538.4
5439000	8/11/2019	18.6	18.6	0.2020	3.79	6970	59.0778%	Fecal		CFU/100 mL	200	283.2	86400	-	18,538.4
5439000	5/4/1994	18.5	18.5	0.2020	3.77	6975	59.1202%	Fecal		CFU/100 mL	200	283.2	86400	-	18,439.5
5439000	11/29/2014	18.5	18.5	0.2020	3.77	6975	59.1202%	Fecal		CFU/100 mL	200	283.2	86400	-	18,439.5
5439000	2/15/2018	18.5	18.5	0.2020	3.77	6975	59.1202%	Fecal		CFU/100 mL	200	283.2	86400	-	18,439.5
5439000	7/19/2018	18.5	18.5	0.2020	3.77	6975	59.1202%	Fecal		CFU/100 mL	200	283.2	86400	-	18,439.5
5439000	11/29/2004	18.4	18.4	0.2020	3.75	6979	59.1541%	Fecal		CFU/100 mL	200	283.2	86400	-	18,340.6
5439000	7/22/2018	18.4	18.4	0.2020	3.75	6979	59.1541%	Fecal		CFU/100 mL	200	283.2	86400	-	18,340.6
5439000	11/30/2020	18.4	18.4	0.2020	3.75	6979	59.1541%	Fecal		CFU/100 mL	200	283.2	86400	-	18,340.6
5439000	5/6/1994	18.3	18.3	0.2020	3.73	6982	59.1795%	Fecal		CFU/100 mL	200	283.2	86400	-	18,241.8
5439000	7/5/2002	18.3	18.3	0.2020	3.73	6982	59.1795%	Fecal		CFU/100 mL	200	283.2	86400	-	18,241.8
5439000	6/9/2006	18.3	18.3	0.2020	3.73	6982	59.1795%	Fecal		CFU/100 mL	200	283.2	86400	-	18,241.8
5439000	7/1/2008	18.3	18.3	0.2020	3.73	6982	59.1795%	Fecal		CFU/100 mL	200	283.2	86400	-	18,241.8
5439000	7/2/2008	18.3	18.3	0.2020	3.73	6982	59.1795%	Fecal		CFU/100 mL	200	283.2	86400	-	18,241.8
5439000	8/6/2008	18.3	18.3	0.2020	3.73	6982	59.1795%	Fecal		CFU/100 mL	200	283.2	86400	-	18,241.8
5439000	7/18/2009	18.3	18.3	0.2020	3.73	6982	59.1795%	Fecal		CFU/100 mL	200	283.2	86400	-	18,241.8
5439000	5/8/1994	18.2	18.2	0.2020	3.71	6989	59.2389%	Fecal		CFU/100 mL	200	283.2	86400	-	18,142.9
5439000	3/16/2003	18.2	18.2	0.2020	3.71	6989	59.2389%	Fecal		CFU/100 mL	200	283.2	86400	-	18,142.9
5439000	12/20/2003	18.2	18.2	0.2020	3.71	6989	59.2389%	Fecal		CFU/100 mL	200	283.2	86400	-	18,142.9
5439000	11/23/2014	18.2	18.2	0.2020	3.71	6989	59.2389%	Fecal		CFU/100 mL	200	283.2	86400	-	18,142.9
5439000	7/23/2020	18.2	18.2	0.2020	3.71	6989	59.2389%	Fecal		CFU/100 mL	200	283.2	86400	-	18,142.9
5439000	12/11/2001	18.1	18.1	0.2020	3.69	6994	59.2812%	Fecal		CFU/100 mL	200	283.2	86400	-	18,044.1
5439000	8/1/2003	18.1	18.1	0.2020	3.69	6994	59.2812%	Fecal		CFU/100 mL	200	283.2	86400	-	18,044.1
5439000	11/4/2003	18.1	18.1	0.2020	3.69	6994	59.2812%	Fecal		CFU/100 mL	200	283.2	86400	-	18,044.1

Gage ID	Date	Discharge (CFS)	Gage Discharge (less Surrogate NPDES) (CFS)	Watershed Area Ratio	Calculated flow (CFS)	Rank	Flow Exceedance %	Parameter	Results	Units (mg or micro_gram	Limit/Standard	100mL/CF	sec/day	Actual Load (million colonies/day)	Allowable Load (million colonies/day)
5439000	7/6/2006	18.1	18.1	0.2020	3.69	6994	59.2812%	Fecal		CFU/100 mL	200	283.2	86400	-	18,044.1
5439000	2/26/2007	18.1	18.1	0.2020	3.69	6994	59.2812%	Fecal		CFU/100 mL	200	283.2	86400	-	18,044.1
5439000	2/27/2007	18.1	18.1	0.2020	3.69	6994	59.2812%	Fecal		CFU/100 mL	200	283.2	86400	-	18,044.1
5439000	7/14/2017	18.1	18.1	0.2020	3.69	6994	59.2812%	Fecal		CFU/100 mL	200	283.2	86400	-	18,044.1
5439000	8/10/2017	18.1	18.1	0.2020	3.69	6994	59.2812%	Fecal		CFU/100 mL	200	283.2	86400	-	18,044.1
5439000	9/2/1990	18	18	0.2020	3.67	7002	59.3490%	Fecal		CFU/100 mL	200	283.2	86400	-	17,945.2
5439000	10/14/1990	18	18	0.2020	3.67	7002	59.3490%	Fecal		CFU/100 mL	200	283.2	86400	-	17,945.2
5439000	10/25/1990	18	18	0.2020	3.67	7002	59.3490%	Fecal		CFU/100 mL	200	283.2	86400	-	17,945.2
5439000	10/27/1990	18	18	0.2020	3.67	7002	59.3490%	Fecal		CFU/100 mL	200	283.2	86400	-	17,945.2
5439000	11/4/1990	18	18	0.2020	3.67	7002	59.3490%	Fecal		CFU/100 mL	200	283.2	86400	-	17,945.2
5439000	11/3/1991	18	18	0.2020	3.67	7002	59.3490%	Fecal		CFU/100 mL	200	283.2	86400	-	17,945.2
5439000	5/28/1992	18	18	0.2020	3.67	7002	59.3490%	Fecal		CFU/100 mL	200	283.2	86400	-	17,945.2
5439000	5/29/1992	18	18	0.2020	3.67	7002	59.3490%	Fecal		CFU/100 mL	200	283.2	86400	-	17,945.2
5439000	5/30/1992	18	18	0.2020	3.67	7002	59.3490%	Fecal		CFU/100 mL	200	283.2	86400	-	17,945.2
5439000	5/31/1992	18	18	0.2020	3.67	7002	59.3490%	Fecal		CFU/100 mL	200	283.2	86400	-	17,945.2
5439000	6/3/1992	18	18	0.2020	3.67	7002	59.3490%	Fecal		CFU/100 mL	200	283.2	86400	-	17,945.2
5439000	6/4/1992	18	18	0.2020	3.67	7002	59.3490%	Fecal		CFU/100 mL	200	283.2	86400	-	17,945.2
5439000	8/2/1992	18	18	0.2020	3.67	7002	59.3490%	Fecal		CFU/100 mL	200	283.2	86400	-	17,945.2
5439000	8/21/1993	18	18	0.2020	3.67	7002	59.3490%	Fecal		CFU/100 mL	200	283.2	86400	-	17,945.2
5439000	8/22/1993	18	18	0.2020	3.67	7002	59.3490%	Fecal		CFU/100 mL	200	283.2	86400	-	17,945.2
5439000	9/9/1993	18	18	0.2020	3.67	7002	59.3490%	Fecal		CFU/100 mL	200	283.2	86400	-	17,945.2
5439000	1/16/1994	18	18	0.2020	3.67	7002	59.3490%	Fecal		CFU/100 mL	200	283.2	86400	-	17,945.2
5439000	1/17/1994	18	18	0.2020	3.67	7002	59.3490%	Fecal		CFU/100 mL	200	283.2	86400	-	17,945.2
5439000	2/7/1994	18	18	0.2020	3.67	7002	59.3490%	Fecal		CFU/100 mL	200	283.2	86400	-	17,945.2
5439000	2/8/1994	18	18	0.2020	3.67	7002	59.3490%	Fecal		CFU/100 mL	200	283.2	86400	-	17,945.2
5439000	2/9/1994	18	18	0.2020	3.67	7002	59.3490%	Fecal		CFU/100 mL	200	283.2	86400	-	17,945.2
5439000	2/10/1994	18	18	0.2020	3.67	7002	59.3490%	Fecal		CFU/100 mL	200	283.2	86400	-	17,945.2
5439000	2/11/1994	18	18	0.2020	3.67	7002	59.3490%	Fecal		CFU/100 mL	200	283.2	86400	-	17,945.2
5439000	2/12/1994	18	18	0.2020	3.67	7002	59.3490%	Fecal		CFU/100 mL	200	283.2	86400	-	17,945.2
5439000	2/13/1994	18	18	0.2020	3.67	7002	59.3490%	Fecal		CFU/100 mL	200	283.2	86400	-	17,945.2
5439000	10/8/1994	18	18	0.2020	3.67	7002	59.3490%	Fecal		CFU/100 mL	200	283.2	86400	-	17,945.2
5439000	10/9/1994	18	18	0.2020	3.67	7002	59.3490%	Fecal		CFU/100 mL	200	283.2	86400	-	17,945.2
5439000	12/16/1995	18	18	0.2020	3.67	7002	59.3490%	Fecal		CFU/100 mL	200	283.2	86400	-	17,945.2
5439000	2/15/1996	18	18	0.2020	3.67	7002	59.3490%	Fecal		CFU/100 mL	200	283.2	86400	-	17,945.2
5439000	3/2/1996	18	18	0.2020	3.67	7002	59.3490%	Fecal		CFU/100 mL	200	283.2	86400	-	17,945.2
5439000	4/27/1996	18	18	0.2020	3.67	7002	59.3490%	Fecal		CFU/100 mL	200	283.2	86400	-	17,945.2
5439000	12/30/1996	18	18	0.2020	3.67	7002	59.3490%	Fecal		CFU/100 mL	200	283.2	86400	-	17,945.2
5439000	12/31/1996	18	18	0.2020	3.67	7002	59.3490%	Fecal		CFU/100 mL	200	283.2	86400	-	17,945.2
5439000	1/18/1997	18	18	0.2020	3.67	7002	59.3490%	Fecal		CFU/100 mL	200	283.2	86400	-	17,945.2
5439000	1/28/1997	18	18	0.2020	3.67	7002	59.3490%	Fecal		CFU/100 mL	200	283.2	86400	-	17,945.2
5439000	1/29/1997	18	18	0.2020	3.67	7002	59.3490%	Fecal		CFU/100 mL	200	283.2	86400	-	17,945.2
5439000	1/31/1997	18	18	0.2020	3.67	7002	59.3490%	Fecal		CFU/100 mL	200	283.2	86400	-	17,945.2
5439000	2/1/1997	18	18	0.2020	3.67	7002	59.3490%	Fecal		CFU/100 mL	200	283.2	86400	-	17,945.2
5439000	2/13/1997	18	18	0.2020	3.67	7002	59.3490%	Fecal		CFU/100 mL	200	283.2	86400	-	17,945.2
5439000	2/15/1997	18	18	0.2020	3.67	7002	59.3490%	Fecal		CFU/100 mL	200	283.2	86400	-	17,945.2
5439000	7/4/1997	18	18	0.2020	3.67	7002	59.3490%	Fecal		CFU/100 mL	200	283.2	86400	-	17,945.2
5439000	7/8/1997	18	18	0.2020	3.67	7002	59.3490%	Fecal		CFU/100 mL	200	283.2	86400	-	17,945.2
5439000	1/29/1998	18	18	0.2020	3.67	7002	59.3490%	Fecal		CFU/100 mL	200	283.2	86400	-	17,945.2
5439000	1/30/1998	18	18	0.2020	3.67	7002	59.3490%	Fecal		CFU/100 mL	200	283.2	86400	-	17,945.2
5439000	7/21/1998	18	18	0.2020	3.67	7002	59.3490%	Fecal		CFU/100 mL	200	283.2	86400	-	17,945.2
5439000	8/7/1998	18	18	0.2020	3.67	7002	59.3490%	Fecal		CFU/100 mL	200	283.2	86400	-	17,945.2
5439000	10/5/1998	18	18	0.2020	3.67	7002	59.3490%	Fecal		CFU/100 mL	200	283.2	86400	-	17,945.2
5439000	3/29/2000	18	18	0.2020	3.67	7002	59.3490%	Fecal		CFU/100 mL	200	283.2	86400	-	17,945.2
5439000	8/3/2000	18	18	0.2020	3.67	7002	59.3490%	Fecal		CFU/100 mL	200	283.2	86400	-	17,945.2
5439000	9/11/2000	18	18	0.2020	3.67	7002	59.3490%	Fecal		CFU/100 mL	200	283.2	86400	-	17,945.2
5439000	10/9/2000	18	18	0.2020	3.67	7002	59.3490%	Fecal		CFU/100 mL	200	283.2	86400	-	17,945.2
5439000	11/8/2000	18	18	0.2020	3.67	7002	59.3490%	Fecal		CFU/100 mL	200	283.2	86400	-	17,945.2
5439000	11/23/2000	18	18	0.2020	3.67	7002	59.3490%	Fecal		CFU/100 mL	200	283.2	86400	-	17,945.2
5439000	11/25/2000	18	18	0.2020	3.67	7002	59.3490%	Fecal		CFU/100 mL	200	283.2	86400	-	17,945.2
5439000	11/29/2000	18	18	0.2020	3.67	7002	59.3490%	Fecal		CFU/100 mL	200	283.2	86400	-	17,945.2
5439000	12/1/2000	18	18	0.2020	3.67	7002	59.3490%	Fecal		CFU/100 mL	200	283.2	86400	-	17,945.2
5439000	12/2/2000	18	18	0.2020	3.67	7002	59.3490%	Fecal		CFU/100 mL	200	283.2	86400	-	17,945.2
5439000	12/5/2000	18	18	0.2020	3.67	7002	59.3490%	Fecal		CFU/100 mL	200	283.2	86400	-	17,945.2
5439000	12/6/2000	18	18	0.2020	3.67	7002	59.3490%	Fecal		CFU/100 mL	200	283.2	86400	-	17,945.2
5439000	9/24/2001	18	18	0.2020	3.67	7002	59.3490%	Fecal		CFU/100 mL	200	283.2	86400	-	17,945.2
5439000	3/15/2003	18	18	0.2020	3.67	7002	59.3490%	Fecal		CFU/100 mL	200	283.2	86400	-	17,945.2
5439000	1/30/2005	18	18	0.2020	3.67	7002	59.3490%	Fecal		CFU/100 mL	200	283.2	86400	-	17,945.2
5439000	1/15/2011	18	18	0.2020	3.67	7002	59.3490%	Fecal		CFU/100 mL	200	283.2	86400	-	17,945.2
5439000	1/20/2011	18	18	0.2020	3.67	7002	59.3490%	Fecal		CFU/100 mL	200	283.2	86400	-	17,945.2
5439000	1/30/2011	18	18	0.2020	3.67	7002	59.3490%	Fecal		CFU/100 mL	200	283.2	86400	-	17,945.2
5439000	8/6/2011	18	18	0.2020	3.67	7002	59.3490%	Fecal		CFU/100 mL	200	283.2	86400	-	17,945.2
5439000	9/30/2011	18	18	0.2020	3.67	7002	59.3490%	Fecal		CFU/100 mL	200	283.2	86400	-	17,945.2
5439000	7/27/2014	18	18	0.2020	3.67	7002	59.3490%	Fecal		CFU/100 mL	200	283.2	86400	-	17,945.2
5439000	11/12/2018	18	18	0.2020	3.67	7002	59.3490%	Fecal		CFU/100 mL	200	283.2	86400	-	17,945.2
5439000	7/9/2020	18	18	0.2020	3.67	7002	59.3490%	Fecal		CFU/100 mL	200	283.2	86400	-	17,945.2
5439000	11/5/2001	17.9	17.9	0.2020	3.65	7072	59.9424%	Fecal		CFU/100 mL	200	283.2	86400	-	17,846.4
5439000	7/6/2002	17.9	17.9	0.2020	3.65	7072	59.9424%	Fecal		CFU/100 mL	200	283.2	86400	-	17,846.4
5439000	7/20/2006	17.9	17.9	0.2020	3.65	7072	59.9424%	Fecal		CFU/100 mL	200	283.2	86400	-	17,846.4
5439000	1/30/2009	17.9	17.9	0.2020	3.65	7072	59.9424%	Fecal		CFU/100 mL	200	283.2	86400	-	17,846.4
5439000	2/1/2009	17.9	17.9	0.2020	3.65	7072	59.9424%	Fecal		CFU/100 mL	200	283.2	86400	-	17,846.4
5439000	8/9/2011	17.9	17.9	0.2020	3.65	7072	59.9424%	Fecal		CFU/100 mL	200	283.2	86400	-	17,846.4
5439000	12/4/2014	17.9	17.9	0.2020	3.65	7072	59.9424%	Fecal		CFU/100 mL	200	283.2	86400	-	17,846.4
5439000	4/10/2018	17.9	17.9	0.2020	3.65	7072	59.9424%	Fecal		CFU/100 mL	200	283.2	86400	-	17,846.4
5439000	10/24/2020	17.9	17.9	0.2020	3.65	7072	59.9424%	Fecal		CFU/100 mL	200	283.2	86400	-	17,846.4
5439000	1/12/2011	17.8	17.8	0.2020	3.63	7081	60.0186%	Fecal		CFU/100 mL	200	283.2	86400	-	17,747.5
5439000	5/31/2014	17.8	17.8	0.2020	3.63	7081	60.0186%	Fecal		CFU/100 mL	200	283.2	86400	-	17,747.5
5439000	4/27/2018	17.8	17.8	0.2020	3.63	7081	60.0186%	Fecal		CFU/100 mL	200	283.2	86400	-	17,747.5
5439000	11/17/2016	17.7	17.7	0.2020	3.61	7084	60.0441%	Fecal		CFU/100 mL	200	283.2	86400	-	17,648.7
5439000	4/26/2018	17.7	17.7	0.2020	3.61	7084	60.0441%	Fecal		CFU/100 mL	200	283.2	86400	-	17,648.7
5439000	12/13/2004	17.6	17.6	0.2020	3.59	7086	60.0610%	Fecal		CFU/100 mL	200	283.2	86400	-	17,549.8
5439000	9/23/2007	17.6	17.6	0.2020	3.59	7086	60.0610%	Fecal		CFU/100 mL	200	283.2	86400	-	17,549.8
5439000	10/2/2009	17.6	17.6	0.2020	3.59	7086	60.0610%	Fecal		CFU/100 mL	200	283.2	86400	-	17,549.8
5439000	12/17/2014	17.6	17.6	0.2020	3.59	7086	60.0610%	Fecal		CFU/100 mL	200	283.2	86400	-	17,549.8
5439000	12/17/2017	17.6	17.6	0.2020	3.59	7086	60.0610%	Fecal		CFU/100 mL	200	283.2	86400	-	17,549.8
5439000	7/7/2020	17.6	17.6	0.2020	3.59	7086	60.0610%	Fecal		CFU/100 mL	200	283.2	86400	-	17,549.8
5439000	3/14/2003	17.5	17.5	0.2020	3.57	7092	60.1119%	Fecal		CFU/100 mL	200	283.2	86400	-	17,451.0
5439000	1/2/2005	17.5	17.5	0.2020	3.57	7092	60.1119%	Fecal		CFU/100 mL	200	283.2	86400	-	17,451.0
5439000	5/25/2005	17.5	17.5	0.2020	3.57	7092	60.1119%	Fecal		CFU/100 mL	200	283.2	86400	-	17,451.0
5439000	1/30/2006	17.5	17.5	0.2020	3.57	7092	60.1119%	Fecal		CFU/100 mL	200	283.2	86400	-	17,451.0
5439000	8/5/2007	17.5	17.5	0.2020	3.57	7092	60.1119%	Fecal		CFU/100 mL	200	283.2	86400	-	17,451.0
5439000	8/16/2010	17.5	17.5	0.2020	3.57	7092	60.1119%	Fecal		CFU/100 mL	200	283.2	86400	-	17,451.0
5439000	8/27/2016	17.5	17.5	0.2020	3.57	7092	60.1119%	Fecal		CFU/100 mL	200	283.2	86400	-	17,451.0
5439000	11/16/2018	17.5	17.5	0.2020	3.57	7092	60.1119%	Fecal		CFU/100 mL	200	283.2	86400	-	17,451.0
5439000	7/6/2020	17.5	17.5	0.2020	3.57	7092	60.1119%	Fecal		CFU/100 mL	200	283.2	86400	-	17,451.0
5439000	3/18/2006	17.4	17.4	0.2020	3.55	7101	60.1882%	Fecal		CFU/100 mL	200	283.2	86400	-	17,352.1
5439000	5/24/2007	17.4	17.4	0.2020	3.55	7101	60.1882%	Fecal		CFU/100 mL	200	283.2	86400	-	17,352.1
5439000	12/20/2007	17.4	17.4	0.2020	3.55	7101	60.1882%	Fecal		CFU/100 mL	200	283.2	86400	-	17,352.1
5439000	7/20/2013	17.4	17.4	0.2020	3.55	7101	60.1882%	Fecal		CFU/100 mL	200	283.2	86400	-	17,352.1
5439000	12/30/2020	17.4	17.4	0.2020	3.55	7101	60.1882%	Fecal		CFU/100 mL	200	283.2	86400	-	17,352.1
5439000	9/24/1994	17.3	17.3	0.2020	3.53	7106	60.2305%	Fecal		CFU/100 mL	200	283.2	86400	-	17,253.2
5439000	4/28/2005	17.3	17.3	0.2020	3.53	7106	60.2305%	Fecal		CFU/100 mL	200	283.2	86400	-	17,253.2
5439000	4/15/2006	17.3	17.3	0.2020	3.53	7106	60.2305%	Fecal		CFU/100 mL	200	283.2	86400	-	17,253.2
5439000	7/30/2011	17.3	17.3	0.2020	3.53	7106	60.2305%	Fecal		CFU/100 mL	200	283.2	86400	-	17,253.2
5439000	7/31/2016	17.3	17.3	0.2020	3.53	7106	60.2305%	Fecal		CFU/100 mL	200	283.2	86400	-	17,253.2
5439000	3/14/2022	17.3	17.3	0.1459	2.56	7608	64.4855%	Fecal		CFU/100 mL	200	283.2	86400	-	12,506.3
5439000	7/14/2004	17.2	17.2	0.2020	3.51	7111	60.2729%	Fecal		CFU/100 mL	200	283.2	86400	-	17,154.4
5439000	1/31/2005	17.2	17.2	0.2020	3.51	7111	60.2729%	Fecal		CFU/100 mL	200	283.2	86400	-	17,154.4
5439000	7/2/2007	17.2	17.2	0.2020	3.51	7111	60.2729%	Fecal		CFU/100 mL	200	283.2	86400	-	17,154.4
5439000	9/3/2009	17.2	17.2	0.2020	3.51	7111	60.2729%	Fecal		CFU/100 mL	200	283.2	86400	-	17,154.4
5439000	5/12/2014	17.2	17.2	0.2020	3.51	7111	60.2729%	Fecal		CFU/100 mL	200	283.2	86400	-	17,154.4
5439000	8/5/2016	17.2	17.2	0.2020	3.51	7111	60.2729%	Fecal		CFU/100 mL	200	283.2	86400	-	17,154.4
5439000	7/7/2017	17.2	17.2	0.2020	3.51	7111	60.2729%	Fecal		CFU/100 mL	200	283.2	86400	-	17,154.4
5439000	1/29/2005	17.1	17.1	0.2020	3.49	7118	60.3323%	Fecal		CFU/100 mL	200	283.2	86400	-	17,055.5
5439000	5/16/2005	17.1	17.1	0.2020	3.49	7118	60.3323%	Fecal		CFU/100 mL	200	283.2	86400	-	17,055.5
5439000	3/10/2006	17.1	17.1	0.2020	3.49	7118	60.3323%	Fecal		CFU/100 mL	200	283.2	86400	-	17,055.5

Gage ID	Date	Discharge (CFS)	Gage Discharge (less Surrogate NPDES) (CFS)	Watershed Area Ratio	Calculated flow (CFS)	Rank	Flow Exceedance %	Parameter	Results	Units (mg or micro_gram	Limit/Standard	100mL/CF	sec/day	Actual Load (million colonies/day)	Allowable Load (million colonies/day)
5439000	8/7/2009	17.1	17.1	0.2020	3.49	7118	60.3323%	Fecal		CFU/100 mL	200	283.2	86400	-	17,055.5
5439000	6/18/2012	17.1	17.1	0.2020	3.49	7118	60.3323%	Fecal		CFU/100 mL	200	283.2	86400	-	17,055.5
5439000	10/22/2014	17.1	17.1	0.2020	3.49	7118	60.3323%	Fecal		CFU/100 mL	200	283.2	86400	-	17,055.5
5439000	12/14/2017	17.1	17.1	0.2020	3.49	7118	60.3323%	Fecal		CFU/100 mL	200	283.2	86400	-	17,055.5
5439000	10/26/1990	17	17	0.2020	3.47	7125	60.3916%	Fecal		CFU/100 mL	200	283.2	86400	-	16,956.7
5439000	6/29/1991	17	17	0.2020	3.47	7125	60.3916%	Fecal		CFU/100 mL	200	283.2	86400	-	16,956.7
5439000	7/5/1991	17	17	0.2020	3.47	7125	60.3916%	Fecal		CFU/100 mL	200	283.2	86400	-	16,956.7
5439000	9/4/1991	17	17	0.2020	3.47	7125	60.3916%	Fecal		CFU/100 mL	200	283.2	86400	-	16,956.7
5439000	6/1/1992	17	17	0.2020	3.47	7125	60.3916%	Fecal		CFU/100 mL	200	283.2	86400	-	16,956.7
5439000	6/2/1992	17	17	0.2020	3.47	7125	60.3916%	Fecal		CFU/100 mL	200	283.2	86400	-	16,956.7
5439000	10/15/1992	17	17	0.2020	3.47	7125	60.3916%	Fecal		CFU/100 mL	200	283.2	86400	-	16,956.7
5439000	1/18/1994	17	17	0.2020	3.47	7125	60.3916%	Fecal		CFU/100 mL	200	283.2	86400	-	16,956.7
5439000	1/19/1994	17	17	0.2020	3.47	7125	60.3916%	Fecal		CFU/100 mL	200	283.2	86400	-	16,956.7
5439000	1/20/1994	17	17	0.2020	3.47	7125	60.3916%	Fecal		CFU/100 mL	200	283.2	86400	-	16,956.7
5439000	7/17/1995	17	17	0.2020	3.47	7125	60.3916%	Fecal		CFU/100 mL	200	283.2	86400	-	16,956.7
5439000	11/8/1995	17	17	0.2020	3.47	7125	60.3916%	Fecal		CFU/100 mL	200	283.2	86400	-	16,956.7
5439000	1/21/1996	17	17	0.2020	3.47	7125	60.3916%	Fecal		CFU/100 mL	200	283.2	86400	-	16,956.7
5439000	4/28/1996	17	17	0.2020	3.47	7125	60.3916%	Fecal		CFU/100 mL	200	283.2	86400	-	16,956.7
5439000	9/8/1996	17	17	0.2020	3.47	7125	60.3916%	Fecal		CFU/100 mL	200	283.2	86400	-	16,956.7
5439000	10/29/1996	17	17	0.2020	3.47	7125	60.3916%	Fecal		CFU/100 mL	200	283.2	86400	-	16,956.7
5439000	1/30/1997	17	17	0.2020	3.47	7125	60.3916%	Fecal		CFU/100 mL	200	283.2	86400	-	16,956.7
5439000	2/14/1997	17	17	0.2020	3.47	7125	60.3916%	Fecal		CFU/100 mL	200	283.2	86400	-	16,956.7
5439000	7/5/1997	17	17	0.2020	3.47	7125	60.3916%	Fecal		CFU/100 mL	200	283.2	86400	-	16,956.7
5439000	8/6/1998	17	17	0.2020	3.47	7125	60.3916%	Fecal		CFU/100 mL	200	283.2	86400	-	16,956.7
5439000	8/28/1998	17	17	0.2020	3.47	7125	60.3916%	Fecal		CFU/100 mL	200	283.2	86400	-	16,956.7
5439000	9/14/1998	17	17	0.2020	3.47	7125	60.3916%	Fecal		CFU/100 mL	200	283.2	86400	-	16,956.7
5439000	10/2/1999	17	17	0.2020	3.47	7125	60.3916%	Fecal		CFU/100 mL	200	283.2	86400	-	16,956.7
5439000	4/1/2000	17	17	0.2020	3.47	7125	60.3916%	Fecal		CFU/100 mL	200	283.2	86400	-	16,956.7
5439000	4/2/2000	17	17	0.2020	3.47	7125	60.3916%	Fecal		CFU/100 mL	200	283.2	86400	-	16,956.7
5439000	4/3/2000	17	17	0.2020	3.47	7125	60.3916%	Fecal		CFU/100 mL	200	283.2	86400	-	16,956.7
5439000	4/7/2000	17	17	0.2020	3.47	7125	60.3916%	Fecal		CFU/100 mL	200	283.2	86400	-	16,956.7
5439000	7/24/2000	17	17	0.2020	3.47	7125	60.3916%	Fecal		CFU/100 mL	200	283.2	86400	-	16,956.7
5439000	8/17/2000	17	17	0.2020	3.47	7125	60.3916%	Fecal		CFU/100 mL	200	283.2	86400	-	16,956.7
5439000	10/10/2000	17	17	0.2020	3.47	7125	60.3916%	Fecal		CFU/100 mL	200	283.2	86400	-	16,956.7
5439000	11/24/2000	17	17	0.2020	3.47	7125	60.3916%	Fecal		CFU/100 mL	200	283.2	86400	-	16,956.7
5439000	11/28/2000	17	17	0.2020	3.47	7125	60.3916%	Fecal		CFU/100 mL	200	283.2	86400	-	16,956.7
5439000	11/30/2000	17	17	0.2020	3.47	7125	60.3916%	Fecal		CFU/100 mL	200	283.2	86400	-	16,956.7
5439000	12/3/2000	17	17	0.2020	3.47	7125	60.3916%	Fecal		CFU/100 mL	200	283.2	86400	-	16,956.7
5439000	12/10/2000	17	17	0.2020	3.47	7125	60.3916%	Fecal		CFU/100 mL	200	283.2	86400	-	16,956.7
5439000	7/2/2001	17	17	0.2020	3.47	7125	60.3916%	Fecal		CFU/100 mL	200	283.2	86400	-	16,956.7
5439000	7/4/2001	17	17	0.2020	3.47	7125	60.3916%	Fecal		CFU/100 mL	200	283.2	86400	-	16,956.7
5439000	8/4/2004	17	17	0.2020	3.47	7125	60.3916%	Fecal		CFU/100 mL	200	283.2	86400	-	16,956.7
5439000	1/25/2005	17	17	0.2020	3.47	7125	60.3916%	Fecal		CFU/100 mL	200	283.2	86400	-	16,956.7
5439000	12/16/2007	17	17	0.2020	3.47	7125	60.3916%	Fecal		CFU/100 mL	200	283.2	86400	-	16,956.7
5439000	1/14/2011	17	17	0.2020	3.47	7125	60.3916%	Fecal		CFU/100 mL	200	283.2	86400	-	16,956.7
5439000	1/16/2011	17	17	0.2020	3.47	7125	60.3916%	Fecal		CFU/100 mL	200	283.2	86400	-	16,956.7
5439000	1/21/2011	17	17	0.2020	3.47	7125	60.3916%	Fecal		CFU/100 mL	200	283.2	86400	-	16,956.7
5439000	1/24/2011	17	17	0.2020	3.47	7125	60.3916%	Fecal		CFU/100 mL	200	283.2	86400	-	16,956.7
5439000	1/25/2011	17	17	0.2020	3.47	7125	60.3916%	Fecal		CFU/100 mL	200	283.2	86400	-	16,956.7
5439000	1/29/2011	17	17	0.2020	3.47	7125	60.3916%	Fecal		CFU/100 mL	200	283.2	86400	-	16,956.7
5439000	11/6/2001	16.9	16.9	0.2020	3.44	7171	60.7815%	Fecal		CFU/100 mL	200	283.2	86400	-	16,857.8
5439000	11/21/2007	16.9	16.9	0.2020	3.44	7171	60.7815%	Fecal		CFU/100 mL	200	283.2	86400	-	16,857.8
5439000	9/18/2015	16.9	16.9	0.2020	3.44	7171	60.7815%	Fecal		CFU/100 mL	200	283.2	86400	-	16,857.8
5439000	9/4/2016	16.9	16.9	0.2020	3.44	7171	60.7815%	Fecal		CFU/100 mL	200	283.2	86400	-	16,857.8
5439000	11/14/2018	16.9	16.9	0.2020	3.44	7171	60.7815%	Fecal		CFU/100 mL	200	283.2	86400	-	16,857.8
5439000	9/10/2020	16.9	16.9	0.2020	3.44	7171	60.7815%	Fecal		CFU/100 mL	200	283.2	86400	-	16,857.8
5439000	6/15/2003	16.8	16.8	0.2020	3.42	7178	60.8408%	Fecal		CFU/100 mL	200	283.2	86400	-	16,759.0
5439000	5/26/2005	16.8	16.8	0.2020	3.42	7178	60.8408%	Fecal		CFU/100 mL	200	283.2	86400	-	16,759.0
5439000	9/24/2007	16.8	16.8	0.2020	3.42	7178	60.8408%	Fecal		CFU/100 mL	200	283.2	86400	-	16,759.0
5439000	9/26/2007	16.8	16.8	0.2020	3.42	7178	60.8408%	Fecal		CFU/100 mL	200	283.2	86400	-	16,759.0
5439000	7/3/2008	16.8	16.8	0.2020	3.42	7178	60.8408%	Fecal		CFU/100 mL	200	283.2	86400	-	16,759.0
5439000	7/14/2011	16.8	16.8	0.2020	3.42	7178	60.8408%	Fecal		CFU/100 mL	200	283.2	86400	-	16,759.0
5439000	7/27/2011	16.8	16.8	0.2020	3.42	7178	60.8408%	Fecal		CFU/100 mL	200	283.2	86400	-	16,759.0
5439000	6/3/2014	16.8	16.8	0.2020	3.42	7178	60.8408%	Fecal		CFU/100 mL	200	283.2	86400	-	16,759.0
5439000	8/1/2014	16.8	16.8	0.2020	3.42	7178	60.8408%	Fecal		CFU/100 mL	200	283.2	86400	-	16,759.0
5439000	12/9/2014	16.8	16.8	0.2020	3.42	7178	60.8408%	Fecal		CFU/100 mL	200	283.2	86400	-	16,759.0
5439000	4/14/2006	16.7	16.7	0.2020	3.40	7188	60.9256%	Fecal		CFU/100 mL	200	283.2	86400	-	16,660.1
5439000	9/25/2007	16.7	16.7	0.2020	3.40	7188	60.9256%	Fecal		CFU/100 mL	200	283.2	86400	-	16,660.1
5439000	1/17/2011	16.7	16.7	0.2020	3.40	7188	60.9256%	Fecal		CFU/100 mL	200	283.2	86400	-	16,660.1
5439000	11/6/2015	16.7	16.7	0.2020	3.40	7188	60.9256%	Fecal		CFU/100 mL	200	283.2	86400	-	16,660.1
5439000	8/29/2016	16.7	16.7	0.2020	3.40	7188	60.9256%	Fecal		CFU/100 mL	200	283.2	86400	-	16,660.1
5439000	12/18/2017	16.7	16.7	0.2020	3.40	7188	60.9256%	Fecal		CFU/100 mL	200	283.2	86400	-	16,660.1
5439000	7/21/1994	16.6	16.6	0.2020	3.38	7194	60.9764%	Fecal		CFU/100 mL	200	283.2	86400	-	16,561.3
5439000	10/19/2007	16.6	16.6	0.2020	3.38	7194	60.9764%	Fecal		CFU/100 mL	200	283.2	86400	-	16,561.3
5439000	12/2/2007	16.6	16.6	0.2020	3.38	7194	60.9764%	Fecal		CFU/100 mL	200	283.2	86400	-	16,561.3
5439000	7/19/2009	16.6	16.6	0.2020	3.38	7194	60.9764%	Fecal		CFU/100 mL	200	283.2	86400	-	16,561.3
5439000	7/18/2010	16.6	16.6	0.2020	3.38	7194	60.9764%	Fecal		CFU/100 mL	200	283.2	86400	-	16,561.3
5439000	11/1/2013	16.6	16.6	0.2020	3.38	7194	60.9764%	Fecal		CFU/100 mL	200	283.2	86400	-	16,561.3
5439000	8/19/2015	16.6	16.6	0.2020	3.38	7194	60.9764%	Fecal		CFU/100 mL	200	283.2	86400	-	16,561.3
5439000	8/11/2017	16.6	16.6	0.2020	3.38	7194	60.9764%	Fecal		CFU/100 mL	200	283.2	86400	-	16,561.3
5439000	11/14/2001	16.5	16.5	0.2020	3.36	7202	61.0442%	Fecal		CFU/100 mL	200	283.2	86400	-	16,462.4
5439000	12/30/2001	16.5	16.5	0.2020	3.36	7202	61.0442%	Fecal		CFU/100 mL	200	283.2	86400	-	16,462.4
5439000	8/5/2002	16.5	16.5	0.2020	3.36	7202	61.0442%	Fecal		CFU/100 mL	200	283.2	86400	-	16,462.4
5439000	7/22/2003	16.5	16.5	0.2020	3.36	7202	61.0442%	Fecal		CFU/100 mL	200	283.2	86400	-	16,462.4
5439000	4/30/2005	16.5	16.5	0.2020	3.36	7202	61.0442%	Fecal		CFU/100 mL	200	283.2	86400	-	16,462.4
5439000	4/13/2006	16.5	16.5	0.2020	3.36	7202	61.0442%	Fecal		CFU/100 mL	200	283.2	86400	-	16,462.4
5439000	7/23/2009	16.5	16.5	0.2020	3.36	7202	61.0442%	Fecal		CFU/100 mL	200	283.2	86400	-	16,462.4
5439000	7/23/2010	16.5	16.5	0.2020	3.36	7202	61.0442%	Fecal		CFU/100 mL	200	283.2	86400	-	16,462.4
5439000	6/4/2014	16.5	16.5	0.2020	3.36	7202	61.0442%	Fecal		CFU/100 mL	200	283.2	86400	-	16,462.4
5439000	11/18/2016	16.5	16.5	0.2020	3.36	7202	61.0442%	Fecal		CFU/100 mL	200	283.2	86400	-	16,462.4
5439000	2/14/2018	16.5	16.5	0.2020	3.36	7202	61.0442%	Fecal		CFU/100 mL	200	283.2	86400	-	16,462.4
5439000	10/16/2001	16.4	16.4	0.2020	3.34	7213	61.1375%	Fecal		CFU/100 mL	200	283.2	86400	-	16,363.6
5439000	4/29/2005	16.4	16.4	0.2020	3.34	7213	61.1375%	Fecal		CFU/100 mL	200	283.2	86400	-	16,363.6
5439000	5/9/1994	16.3	16.3	0.2020	3.32	7215	61.1544%	Fecal		CFU/100 mL	200	283.2	86400	-	16,264.7
5439000	7/28/2008	16.3	16.3	0.2020	3.32	7215	61.1544%	Fecal		CFU/100 mL	200	283.2	86400	-	16,264.7
5439000	9/2/2010	16.3	16.3	0.2020	3.32	7215	61.1544%	Fecal		CFU/100 mL	200	283.2	86400	-	16,264.7
5439000	1/26/2011	16.3	16.3	0.2020	3.32	7215	61.1544%	Fecal		CFU/100 mL	200	283.2	86400	-	16,264.7
5439000	12/19/2017	16.3	16.3	0.2020	3.32	7215	61.1544%	Fecal		CFU/100 mL	200	283.2	86400	-	16,264.7
5439000	11/17/2018	16.3	16.3	0.2020	3.32	7215	61.1544%	Fecal		CFU/100 mL	200	283.2	86400	-	16,264.7
5439000	8/4/2015	16.2	16.2	0.2020	3.30	7221	61.2053%	Fecal		CFU/100 mL	200	283.2	86400	-	16,165.8
5439000	7/26/2021	16.2	16.2	0.2020	3.30	7221	61.2053%	Fecal		CFU/100 mL	200	283.2	86400	-	16,165.8
5439000	8/12/1994	16.1	16.1	0.2020	3.28	7223	61.2222%	Fecal		CFU/100 mL	200	283.2	86400	-	16,067.0
5439000	11/2/2004	16.1	16.1	0.2020	3.28	7223	61.2222%	Fecal		CFU/100 mL	200	283.2	86400	-	16,067.0
5439000	2/1/2005	16.1	16.1	0.2020	3.28	7223	61.2222%	Fecal		CFU/100 mL	200	283.2	86400	-	16,067.0
5439000	1/22/2011	16.1	16.1	0.2020	3.28	7223	61.2222%	Fecal		CFU/100 mL	200	283.2	86400	-	16,067.0
5439000	1/23/2011	16.1	16.1	0.2020	3.28	7223	61.2222%	Fecal		CFU/100 mL	200	283.2	86400	-	16,067.0
5439000	7/16/2011	16.1	16.1	0.2020	3.28	7223	61.2222%	Fecal		CFU/100 mL	200	283.2	86400	-	16,067.0
5439000	5/15/2014	16.1	16.1	0.2020	3.28	7223	61.2222%	Fecal		CFU/100 mL	200	283.2	86400	-	16,067.0
5439000	12/22/2017	16.1	16.1	0.2020	3.28	7223	61.2222%	Fecal		CFU/100 mL	200	283.2	86400	-	16,067.0
5439000	12/19/2020	16.1	16.1	0.2020	3.28	7223	61.2222%	Fecal		CFU/100 mL	200	283.2	86400	-	16,067.0
5439000	9/21/1990	16	16	0.2020	3.26	7232	61.2985%	Fecal		CFU/100 mL	200	283.2	86400	-	15,968.1
5439000	10/13/1990	16	16	0.2020	3.26	7232	61.2985%	Fecal		CFU/100 mL	200	283.2	86400	-	15,968.1
5439000	7/2/1991	16	16	0.2020	3.26	7232	61.2985%	Fecal		CFU/100 mL	200	283.2	86400	-	15,968.1
5439000	10/31/1991	16	16	0.2020	3.26	7232	61.2985%	Fecal		CFU/100 mL	200	283.2	86400	-	15,968.1
5439000	6/6/1992	16	16	0.2020	3.26	7232	61.2985%	Fecal		CFU/100 mL	200	283.2	86400	-	15,968.1
5439000	7/21/1992	16	16	0.2020	3.26	7232	61.2985%	Fecal		CFU/100 mL	200	283.2	86400	-	15,968.1
5439000	7/26/1992	16	16	0.2020	3.26	7232	61.2985%	Fecal		CFU/100 mL	200	283.2	86400	-	15,968.1
5439000	9/19/1992	16	16	0.2020	3.26	7232	61.2985%	Fecal		CFU/100 mL	200	283.2	86400	-	15,968.1
5439000	10/2/1992	16	16	0.2020	3.26	7232	61.2985%	Fecal		CFU/100 mL	200	283.2	86400	-	15,968.1
5439000	10/3/1992	16	16	0.2020	3.26	7232	61.2985%	Fecal		CFU/100 mL	200	283.2	86400	-	15,968.1
5439000	9/12/1993	16	16	0.2020	3.26	7232	61.2985%	Fecal		CFU/100 mL	200	283.2	86400	-	15,968.1
5439000	10/10/1994	16	16	0.2020	3.26	7232	61.2985%	Fecal		CFU/100 mL	200	283.2	86400	-	15,968.1
5439000	12/17/1995	16	16	0.2020	3.26	7232	61.2985%	Fecal		CFU/100 mL	200	283.2	86400	-	15,968.1
5439000	2/27/1996	16	16	0.2020	3.26	7232	61.2985%	Fecal		CFU/100 mL	200	283.2	86400	-	15,968.1
5439000	3/24/1996	16	16	0.2020	3.26	7232	61.2985%	Fecal		CFU/100 mL	200	283.2	86400	-	15,968.1

Gage ID	Date	Discharge (CFS)	Gage Discharge (less Surrogate NPDES) (CFS)	Watershed Area Ratio	Calculated flow (CFS)	Rank	Flow Exceedance %	Parameter	Results	Units (mg or micro_gram	Limit/Standard	100mL/CF	sec/day	Actual Load (million colonies/day)	Allowable Load (million colonies/day)
5439000	3/29/1996	16	16	0.2020	3.26	7232	61.2985%	Fecal		CFU/100 mL	200	283.2	86400	-	15,968.1
5439000	9/2/1996	16	16	0.2020	3.26	7232	61.2985%	Fecal		CFU/100 mL	200	283.2	86400	-	15,968.1
5439000	9/3/1996	16	16	0.2020	3.26	7232	61.2985%	Fecal		CFU/100 mL	200	283.2	86400	-	15,968.1
5439000	7/23/1998	16	16	0.2020	3.26	7232	61.2985%	Fecal		CFU/100 mL	200	283.2	86400	-	15,968.1
5439000	12/25/1998	16	16	0.2020	3.26	7232	61.2985%	Fecal		CFU/100 mL	200	283.2	86400	-	15,968.1
5439000	7/11/1999	16	16	0.2020	3.26	7232	61.2985%	Fecal		CFU/100 mL	200	283.2	86400	-	15,968.1
5439000	10/6/1999	16	16	0.2020	3.26	7232	61.2985%	Fecal		CFU/100 mL	200	283.2	86400	-	15,968.1
5439000	3/30/2000	16	16	0.2020	3.26	7232	61.2985%	Fecal		CFU/100 mL	200	283.2	86400	-	15,968.1
5439000	4/4/2000	16	16	0.2020	3.26	7232	61.2985%	Fecal		CFU/100 mL	200	283.2	86400	-	15,968.1
5439000	4/6/2000	16	16	0.2020	3.26	7232	61.2985%	Fecal		CFU/100 mL	200	283.2	86400	-	15,968.1
5439000	4/12/2000	16	16	0.2020	3.26	7232	61.2985%	Fecal		CFU/100 mL	200	283.2	86400	-	15,968.1
5439000	4/15/2000	16	16	0.2020	3.26	7232	61.2985%	Fecal		CFU/100 mL	200	283.2	86400	-	15,968.1
5439000	9/25/2000	16	16	0.2020	3.26	7232	61.2985%	Fecal		CFU/100 mL	200	283.2	86400	-	15,968.1
5439000	1/15/2001	16	16	0.2020	3.26	7232	61.2985%	Fecal		CFU/100 mL	200	283.2	86400	-	15,968.1
5439000	1/26/2005	16	16	0.2020	3.26	7232	61.2985%	Fecal		CFU/100 mL	200	283.2	86400	-	15,968.1
5439000	1/28/2005	16	16	0.2020	3.26	7232	61.2985%	Fecal		CFU/100 mL	200	283.2	86400	-	15,968.1
5439000	3/9/2006	16	16	0.2020	3.26	7232	61.2985%	Fecal		CFU/100 mL	200	283.2	86400	-	15,968.1
5439000	12/17/2007	16	16	0.2020	3.26	7232	61.2985%	Fecal		CFU/100 mL	200	283.2	86400	-	15,968.1
5439000	7/22/2009	16	16	0.2020	3.26	7232	61.2985%	Fecal		CFU/100 mL	200	283.2	86400	-	15,968.1
5439000	7/26/2009	16	16	0.2020	3.26	7232	61.2985%	Fecal		CFU/100 mL	200	283.2	86400	-	15,968.1
5439000	1/13/2011	16	16	0.2020	3.26	7232	61.2985%	Fecal		CFU/100 mL	200	283.2	86400	-	15,968.1
5439000	1/27/2011	16	16	0.2020	3.26	7232	61.2985%	Fecal		CFU/100 mL	200	283.2	86400	-	15,968.1
5439000	1/28/2011	16	16	0.2020	3.26	7232	61.2985%	Fecal		CFU/100 mL	200	283.2	86400	-	15,968.1
5439000	1/31/2011	16	16	0.2020	3.26	7232	61.2985%	Fecal		CFU/100 mL	200	283.2	86400	-	15,968.1
5439000	12/22/2014	16	16	0.2020	3.26	7232	61.2985%	Fecal		CFU/100 mL	200	283.2	86400	-	15,968.1
5439000	9/21/2015	16	16	0.2020	3.26	7232	61.2985%	Fecal		CFU/100 mL	200	283.2	86400	-	15,968.1
5439000	11/13/2018	16	16	0.2020	3.26	7232	61.2985%	Fecal		CFU/100 mL	200	283.2	86400	-	15,968.1
5439000	12/31/2020	16	16	0.2020	3.26	7232	61.2985%	Fecal		CFU/100 mL	200	283.2	86400	-	15,968.1
5439000	11/30/2004	15.9	15.9	0.2020	3.24	7275	61.6630%	Fecal		CFU/100 mL	200	283.2	86400	-	15,869.3
5439000	5/17/2005	15.9	15.9	0.2020	3.24	7275	61.6630%	Fecal		CFU/100 mL	200	283.2	86400	-	15,869.3
5439000	5/27/2005	15.9	15.9	0.2020	3.24	7275	61.6630%	Fecal		CFU/100 mL	200	283.2	86400	-	15,869.3
5439000	10/24/2014	15.9	15.9	0.2020	3.24	7275	61.6630%	Fecal		CFU/100 mL	200	283.2	86400	-	15,869.3
5439000	2/27/2021	15.9	15.9	0.2020	3.24	7275	61.6630%	Fecal		CFU/100 mL	200	283.2	86400	-	15,869.3
5439000	6/21/1994	15.8	15.8	0.2020	3.22	7281	61.7138%	Fecal		CFU/100 mL	200	283.2	86400	-	15,770.4
5439000	11/11/2006	15.8	15.8	0.2020	3.22	7281	61.7138%	Fecal		CFU/100 mL	200	283.2	86400	-	15,770.4
5439000	5/25/2007	15.8	15.8	0.2020	3.22	7281	61.7138%	Fecal		CFU/100 mL	200	283.2	86400	-	15,770.4
5439000	6/8/2014	15.8	15.8	0.2020	3.22	7281	61.7138%	Fecal		CFU/100 mL	200	283.2	86400	-	15,770.4
5439000	12/5/2014	15.8	15.8	0.2020	3.22	7281	61.7138%	Fecal		CFU/100 mL	200	283.2	86400	-	15,770.4
5439000	11/15/2018	15.8	15.8	0.2020	3.22	7281	61.7138%	Fecal		CFU/100 mL	200	283.2	86400	-	15,770.4
5439000	10/29/2021	15.8	15.8	0.2020	3.22	7281	61.7138%	Fecal		CFU/100 mL	200	283.2	86400	-	15,770.4
5439000	7/20/1994	15.7	15.7	0.2020	3.20	7288	61.7732%	Fecal		CFU/100 mL	200	283.2	86400	-	15,671.6
5439000	11/7/2001	15.7	15.7	0.2020	3.20	7288	61.7732%	Fecal		CFU/100 mL	200	283.2	86400	-	15,671.6
5439000	5/1/2005	15.7	15.7	0.2020	3.20	7288	61.7732%	Fecal		CFU/100 mL	200	283.2	86400	-	15,671.6
5439000	8/8/2009	15.7	15.7	0.2020	3.20	7288	61.7732%	Fecal		CFU/100 mL	200	283.2	86400	-	15,671.6
5439000	7/15/2011	15.7	15.7	0.2020	3.20	7288	61.7732%	Fecal		CFU/100 mL	200	283.2	86400	-	15,671.6
5439000	10/25/2014	15.7	15.7	0.2020	3.20	7288	61.7732%	Fecal		CFU/100 mL	200	283.2	86400	-	15,671.6
5439000	12/19/2014	15.7	15.7	0.2020	3.20	7288	61.7732%	Fecal		CFU/100 mL	200	283.2	86400	-	15,671.6
5439000	11/4/2018	15.7	15.7	0.2020	3.20	7288	61.7732%	Fecal		CFU/100 mL	200	283.2	86400	-	15,671.6
5439000	6/18/1994	15.6	15.6	0.2020	3.18	7297	61.8495%	Fecal		CFU/100 mL	200	283.2	86400	-	15,572.7
5439000	12/18/2014	15.6	15.6	0.2020	3.18	7297	61.8495%	Fecal		CFU/100 mL	200	283.2	86400	-	15,572.7
5439000	7/19/1994	15.5	15.5	0.2020	3.16	7299	61.8664%	Fecal		CFU/100 mL	200	283.2	86400	-	15,473.9
5439000	11/8/2001	15.5	15.5	0.2020	3.16	7299	61.8664%	Fecal		CFU/100 mL	200	283.2	86400	-	15,473.9
5439000	12/1/2004	15.5	15.5	0.2020	3.16	7299	61.8664%	Fecal		CFU/100 mL	200	283.2	86400	-	15,473.9
5439000	12/14/2004	15.5	15.5	0.2020	3.16	7299	61.8664%	Fecal		CFU/100 mL	200	283.2	86400	-	15,473.9
5439000	5/28/2005	15.5	15.5	0.2020	3.16	7299	61.8664%	Fecal		CFU/100 mL	200	283.2	86400	-	15,473.9
5439000	10/3/2007	15.5	15.5	0.2020	3.16	7299	61.8664%	Fecal		CFU/100 mL	200	283.2	86400	-	15,473.9
5439000	8/3/2011	15.5	15.5	0.2020	3.16	7299	61.8664%	Fecal		CFU/100 mL	200	283.2	86400	-	15,473.9
5439000	8/18/2017	15.5	15.5	0.2020	3.16	7299	61.8664%	Fecal		CFU/100 mL	200	283.2	86400	-	15,473.9
5439000	12/23/2017	15.5	15.5	0.2020	3.16	7299	61.8664%	Fecal		CFU/100 mL	200	283.2	86400	-	15,473.9
5439000	4/28/2018	15.5	15.5	0.2020	3.16	7299	61.8664%	Fecal		CFU/100 mL	200	283.2	86400	-	15,473.9
5439000	7/19/2010	15.4	15.4	0.2020	3.14	7309	61.9512%	Fecal		CFU/100 mL	200	283.2	86400	-	15,375.0
5439000	12/8/2014	15.4	15.4	0.2020	3.14	7309	61.9512%	Fecal		CFU/100 mL	200	283.2	86400	-	15,375.0
5439000	7/14/2016	15.4	15.4	0.2020	3.14	7309	61.9512%	Fecal		CFU/100 mL	200	283.2	86400	-	15,375.0
5439000	12/28/2017	15.4	15.4	0.2020	3.14	7309	61.9512%	Fecal		CFU/100 mL	200	283.2	86400	-	15,375.0
5439000	2/13/2018	15.4	15.4	0.2020	3.14	7309	61.9512%	Fecal		CFU/100 mL	200	283.2	86400	-	15,375.0
5439000	11/10/2020	15.4	15.4	0.2020	3.14	7309	61.9512%	Fecal		CFU/100 mL	200	283.2	86400	-	15,375.0
5439000	7/7/2002	15.3	15.3	0.2020	3.12	7315	62.0020%	Fecal		CFU/100 mL	200	283.2	86400	-	15,276.2
5439000	9/5/2008	15.3	15.3	0.2020	3.12	7315	62.0020%	Fecal		CFU/100 mL	200	283.2	86400	-	15,276.2
5439000	2/24/2009	15.3	15.3	0.2020	3.12	7315	62.0020%	Fecal		CFU/100 mL	200	283.2	86400	-	15,276.2
5439000	9/8/2019	15.3	15.3	0.2020	3.12	7315	62.0020%	Fecal		CFU/100 mL	200	283.2	86400	-	15,276.2
5439000	1/1/2021	15.3	15.3	0.2020	3.12	7315	62.0020%	Fecal		CFU/100 mL	200	283.2	86400	-	15,276.2
5439000	5/10/1994	15.2	15.2	0.2020	3.10	7320	62.0444%	Fecal		CFU/100 mL	200	283.2	86400	-	15,177.3
5439000	3/20/2003	15.2	15.2	0.2020	3.10	7320	62.0444%	Fecal		CFU/100 mL	200	283.2	86400	-	15,177.3
5439000	9/27/2007	15.2	15.2	0.2020	3.10	7320	62.0444%	Fecal		CFU/100 mL	200	283.2	86400	-	15,177.3
5439000	10/1/2007	15.2	15.2	0.2020	3.10	7320	62.0444%	Fecal		CFU/100 mL	200	283.2	86400	-	15,177.3
5439000	6/16/2003	15.1	15.1	0.2020	3.08	7324	62.0783%	Fecal		CFU/100 mL	200	283.2	86400	-	15,078.4
5439000	8/2/2011	15.1	15.1	0.2020	3.08	7324	62.0783%	Fecal		CFU/100 mL	200	283.2	86400	-	15,078.4
5439000	12/1/2020	15.1	15.1	0.2020	3.08	7324	62.0783%	Fecal		CFU/100 mL	200	283.2	86400	-	15,078.4
5439000	9/3/1990	15	15	0.2020	3.06	7327	62.1037%	Fecal		CFU/100 mL	200	283.2	86400	-	14,979.6
5439000	11/2/1990	15	15	0.2020	3.06	7327	62.1037%	Fecal		CFU/100 mL	200	283.2	86400	-	14,979.6
5439000	7/6/1991	15	15	0.2020	3.06	7327	62.1037%	Fecal		CFU/100 mL	200	283.2	86400	-	14,979.6
5439000	10/5/1991	15	15	0.2020	3.06	7327	62.1037%	Fecal		CFU/100 mL	200	283.2	86400	-	14,979.6
5439000	11/4/1991	15	15	0.2020	3.06	7327	62.1037%	Fecal		CFU/100 mL	200	283.2	86400	-	14,979.6
5439000	6/7/1992	15	15	0.2020	3.06	7327	62.1037%	Fecal		CFU/100 mL	200	283.2	86400	-	14,979.6
5439000	10/8/1992	15	15	0.2020	3.06	7327	62.1037%	Fecal		CFU/100 mL	200	283.2	86400	-	14,979.6
5439000	10/9/1992	15	15	0.2020	3.06	7327	62.1037%	Fecal		CFU/100 mL	200	283.2	86400	-	14,979.6
5439000	10/16/1992	15	15	0.2020	3.06	7327	62.1037%	Fecal		CFU/100 mL	200	283.2	86400	-	14,979.6
5439000	9/10/1993	15	15	0.2020	3.06	7327	62.1037%	Fecal		CFU/100 mL	200	283.2	86400	-	14,979.6
5439000	7/18/1995	15	15	0.2020	3.06	7327	62.1037%	Fecal		CFU/100 mL	200	283.2	86400	-	14,979.6
5439000	7/21/1995	15	15	0.2020	3.06	7327	62.1037%	Fecal		CFU/100 mL	200	283.2	86400	-	14,979.6
5439000	11/9/1995	15	15	0.2020	3.06	7327	62.1037%	Fecal		CFU/100 mL	200	283.2	86400	-	14,979.6
5439000	1/22/1996	15	15	0.2020	3.06	7327	62.1037%	Fecal		CFU/100 mL	200	283.2	86400	-	14,979.6
5439000	3/3/1996	15	15	0.2020	3.06	7327	62.1037%	Fecal		CFU/100 mL	200	283.2	86400	-	14,979.6
5439000	9/4/1996	15	15	0.2020	3.06	7327	62.1037%	Fecal		CFU/100 mL	200	283.2	86400	-	14,979.6
5439000	7/24/1998	15	15	0.2020	3.06	7327	62.1037%	Fecal		CFU/100 mL	200	283.2	86400	-	14,979.6
5439000	9/15/1998	15	15	0.2020	3.06	7327	62.1037%	Fecal		CFU/100 mL	200	283.2	86400	-	14,979.6
5439000	12/26/1998	15	15	0.2020	3.06	7327	62.1037%	Fecal		CFU/100 mL	200	283.2	86400	-	14,979.6
5439000	12/6/1999	15	15	0.2020	3.06	7327	62.1037%	Fecal		CFU/100 mL	200	283.2	86400	-	14,979.6
5439000	3/31/2000	15	15	0.2020	3.06	7327	62.1037%	Fecal		CFU/100 mL	200	283.2	86400	-	14,979.6
5439000	4/5/2000	15	15	0.2020	3.06	7327	62.1037%	Fecal		CFU/100 mL	200	283.2	86400	-	14,979.6
5439000	4/13/2000	15	15	0.2020	3.06	7327	62.1037%	Fecal		CFU/100 mL	200	283.2	86400	-	14,979.6
5439000	4/14/2000	15	15	0.2020	3.06	7327	62.1037%	Fecal		CFU/100 mL	200	283.2	86400	-	14,979.6
5439000	7/25/2000	15	15	0.2020	3.06	7327	62.1037%	Fecal		CFU/100 mL	200	283.2	86400	-	14,979.6
5439000	8/11/2000	15	15	0.2020	3.06	7327	62.1037%	Fecal		CFU/100 mL	200	283.2	86400	-	14,979.6
5439000	10/11/2000	15	15	0.2020	3.06	7327	62.1037%	Fecal		CFU/100 mL	200	283.2	86400	-	14,979.6
5439000	12/9/2000	15	15	0.2020	3.06	7327	62.1037%	Fecal		CFU/100 mL	200	283.2	86400	-	14,979.6
5439000	1/16/2001	15	15	0.2020	3.06	7327	62.1037%	Fecal		CFU/100 mL	200	283.2	86400	-	14,979.6
5439000	1/5/2002	15	15	0.2020	3.06	7327	62.1037%	Fecal		CFU/100 mL	200	283.2	86400	-	14,979.6
5439000	1/6/2002	15	15	0.2020	3.06	7327	62.1037%	Fecal		CFU/100 mL	200	283.2	86400	-	14,979.6
5439000	1/27/2005	15	15	0.2020	3.06	7327	62.1037%	Fecal		CFU/100 mL	200	283.2	86400	-	14,979.6
5439000	6/4/2005	15	15	0.2020	3.06	7327	62.1037%	Fecal		CFU/100 mL	200	283.2	86400	-	14,979.6
5439000	12/18/2007	15	15	0.2020	3.06	7327	62.1037%	Fecal		CFU/100 mL	200	283.2	86400	-	14,979.6
5439000	2/4/2009	15	15	0.2020	3.06	7327	62.1037%	Fecal		CFU/100 mL	200	283.2	86400	-	14,979.6
5439000	7/20/2009	15	15	0.2020	3.06	7327	62.1037%	Fecal		CFU/100 mL	200	283.2	86400	-	14,979.6
5439000	2/23/2013	15	15	0.2020	3.06	7327	62.1037%	Fecal		CFU/100 mL	200	283.2	86400	-	14,979.6
5439000	7/28/2014	15	15	0.2020	3.06	7327	62.1037%	Fecal		CFU/100 mL	200	283.2	86400	-	14,979.6
5439000	8/4/2014	15	15	0.2020	3.06	7327	62.1037%	Fecal		CFU/100 mL	200	283.2	86400	-	14,979.6
5439000	12/18/2020	15	15	0.2020	3.06	7327	62.1037%	Fecal		CFU/100 mL	200	283.2	86400	-	14,979.6
5439000	10/28/2021	15	15	0.2020	3.06	7327	62.1037%	Fecal		CFU/100 mL	200	283.2	86400	-	14,979.6
5439000	5/11/1994	14.9	14.9	0.2020	3.04	7368	62.4513%	Fecal		CFU/100 mL	200	283.2	86400	-	14,880.7
5439000	8/16/1994	14.9	14.9	0.2020	3.04	7368	62.4513%	Fecal		CFU/100 mL	200	283.2	86400	-	14,880.7
5439000	1/9/2002	14.9	14.9	0.2020	3.04	7368	62.4513%	Fecal		CFU/100 mL	200	283.2	86400	-	14,880.7
5439000	5/2/2005	14.9	14.9	0.2020	3.04	7368	62.4513%	Fecal		CFU/100 mL	200	283.2	86400	-	14,880.7
5439000	5/18/2005	14.9	14.9	0.2020	3.04	7368	62.4513%	Fecal		CFU/100 mL	200	283.2	86400	-	14,880.7
5439000	9/4/2009	14.9	14.9	0.2020	3.04	7368	62.4513%	Fecal		CFU/100 mL	200	283.2	86400	-	14,880.7

Gage ID	Date	Discharge (CFS)	Gage Discharge (less Surrogate NPDES) (CFS)	Watershed Area Ratio	Calculated flow (CFS)	Rank	Flow Exceedance %	Parameter	Results	Units (mg or micro_gram	Limit/Standard	100mL/CF	sec/day	Actual Load (million colonies/day)	Allowable Load (million colonies/day)
5439000	7/21/2013	14.9	14.9	0.2020	3.04	7368	62.4513%	Fecal		CFU/100 mL	200	283.2	86400	-	14,880.7
5439000	11/11/2015	14.9	14.9	0.2020	3.04	7368	62.4513%	Fecal		CFU/100 mL	200	283.2	86400	-	14,880.7
5439000	7/23/2018	14.9	14.9	0.2020	3.04	7368	62.4513%	Fecal		CFU/100 mL	200	283.2	86400	-	14,880.7
5439000	3/11/2006	14.8	14.8	0.2020	3.02	7377	62.5275%	Fecal		CFU/100 mL	200	283.2	86400	-	14,781.9
5439000	5/14/2014	14.8	14.8	0.2020	3.02	7377	62.5275%	Fecal		CFU/100 mL	200	283.2	86400	-	14,781.9
5439000	11/4/2015	14.8	14.8	0.2020	3.02	7377	62.5275%	Fecal		CFU/100 mL	200	283.2	86400	-	14,781.9
5439000	12/21/2017	14.8	14.8	0.2020	3.02	7377	62.5275%	Fecal		CFU/100 mL	200	283.2	86400	-	14,781.9
5439000	10/22/2018	14.8	14.8	0.2020	3.02	7377	62.5275%	Fecal		CFU/100 mL	200	283.2	86400	-	14,781.9
5439000	5/12/1994	14.7	14.7	0.2020	3.00	7382	62.5699%	Fecal		CFU/100 mL	200	283.2	86400	-	14,683.0
5439000	7/22/1994	14.7	14.7	0.2020	3.00	7382	62.5699%	Fecal		CFU/100 mL	200	283.2	86400	-	14,683.0
5439000	12/18/2003	14.7	14.7	0.2020	3.00	7382	62.5699%	Fecal		CFU/100 mL	200	283.2	86400	-	14,683.0
5439000	12/20/2014	14.7	14.7	0.2020	3.00	7382	62.5699%	Fecal		CFU/100 mL	200	283.2	86400	-	14,683.0
5439000	10/28/2015	14.7	14.7	0.2020	3.00	7382	62.5699%	Fecal		CFU/100 mL	200	283.2	86400	-	14,683.0
5439000	12/20/2020	14.7	14.7	0.2020	3.00	7382	62.5699%	Fecal		CFU/100 mL	200	283.2	86400	-	14,683.0
5439000	10/13/2021	14.7	14.7	0.2020	3.00	7382	62.5699%	Fecal		CFU/100 mL	200	283.2	86400	-	14,683.0
5439000	11/9/2001	14.6	14.6	0.2020	2.98	7389	62.6293%	Fecal		CFU/100 mL	200	283.2	86400	-	14,584.2
5439000	7/7/2003	14.6	14.6	0.2020	2.98	7389	62.6293%	Fecal		CFU/100 mL	200	283.2	86400	-	14,584.2
5439000	2/2/2005	14.6	14.6	0.2020	2.98	7389	62.6293%	Fecal		CFU/100 mL	200	283.2	86400	-	14,584.2
5439000	8/17/2010	14.6	14.6	0.2020	2.98	7389	62.6293%	Fecal		CFU/100 mL	200	283.2	86400	-	14,584.2
5439000	6/19/2012	14.6	14.6	0.2020	2.98	7389	62.6293%	Fecal		CFU/100 mL	200	283.2	86400	-	14,584.2
5439000	7/7/2012	14.6	14.6	0.2020	2.98	7389	62.6293%	Fecal		CFU/100 mL	200	283.2	86400	-	14,584.2
5439000	10/23/2014	14.6	14.6	0.2020	2.98	7389	62.6293%	Fecal		CFU/100 mL	200	283.2	86400	-	14,584.2
5439000	11/24/2016	14.6	14.6	0.2020	2.98	7389	62.6293%	Fecal		CFU/100 mL	200	283.2	86400	-	14,584.2
5439000	8/12/2017	14.6	14.6	0.2020	2.98	7389	62.6293%	Fecal		CFU/100 mL	200	283.2	86400	-	14,584.2
5439000	6/18/2003	14.5	14.5	0.2020	2.96	7398	62.7055%	Fecal		CFU/100 mL	200	283.2	86400	-	14,485.3
5439000	7/15/2004	14.5	14.5	0.2020	2.96	7398	62.7055%	Fecal		CFU/100 mL	200	283.2	86400	-	14,485.3
5439000	2/24/2007	14.5	14.5	0.2020	2.96	7398	62.7055%	Fecal		CFU/100 mL	200	283.2	86400	-	14,485.3
5439000	2/25/2007	14.5	14.5	0.2020	2.96	7398	62.7055%	Fecal		CFU/100 mL	200	283.2	86400	-	14,485.3
5439000	11/18/2013	14.5	14.5	0.2020	2.96	7398	62.7055%	Fecal		CFU/100 mL	200	283.2	86400	-	14,485.3
5439000	8/18/2016	14.5	14.5	0.2020	2.96	7398	62.7055%	Fecal		CFU/100 mL	200	283.2	86400	-	14,485.3
5439000	9/23/2016	14.5	14.5	0.2020	2.96	7398	62.7055%	Fecal		CFU/100 mL	200	283.2	86400	-	14,485.3
5439000	12/20/2017	14.5	14.5	0.2020	2.96	7398	62.7055%	Fecal		CFU/100 mL	200	283.2	86400	-	14,485.3
5439000	5/15/1994	14.4	14.4	0.2020	2.94	7406	62.7734%	Fecal		CFU/100 mL	200	283.2	86400	-	14,386.5
5439000	1/4/2002	14.4	14.4	0.2020	2.94	7406	62.7734%	Fecal		CFU/100 mL	200	283.2	86400	-	14,386.5
5439000	7/17/2011	14.4	14.4	0.2020	2.94	7406	62.7734%	Fecal		CFU/100 mL	200	283.2	86400	-	14,386.5
5439000	12/21/2012	14.4	14.4	0.2020	2.94	7406	62.7734%	Fecal		CFU/100 mL	200	283.2	86400	-	14,386.5
5439000	10/4/2014	14.4	14.4	0.2020	2.94	7406	62.7734%	Fecal		CFU/100 mL	200	283.2	86400	-	14,386.5
5439000	3/19/2006	14.3	14.3	0.2020	2.92	7411	62.8157%	Fecal		CFU/100 mL	200	283.2	86400	-	14,287.6
5439000	10/27/2006	14.3	14.3	0.2020	2.92	7411	62.8157%	Fecal		CFU/100 mL	200	283.2	86400	-	14,287.6
5439000	7/7/2007	14.3	14.3	0.2020	2.92	7411	62.8157%	Fecal		CFU/100 mL	200	283.2	86400	-	14,287.6
5439000	7/21/2009	14.3	14.3	0.2020	2.92	7411	62.8157%	Fecal		CFU/100 mL	200	283.2	86400	-	14,287.6
5439000	10/3/2009	14.3	14.3	0.2020	2.92	7411	62.8157%	Fecal		CFU/100 mL	200	283.2	86400	-	14,287.6
5439000	10/26/2014	14.3	14.3	0.2020	2.92	7411	62.8157%	Fecal		CFU/100 mL	200	283.2	86400	-	14,287.6
5439000	7/24/2020	14.3	14.3	0.2020	2.92	7411	62.8157%	Fecal		CFU/100 mL	200	283.2	86400	-	14,287.6
5439000	12/2/2020	14.3	14.3	0.2020	2.92	7411	62.8157%	Fecal		CFU/100 mL	200	283.2	86400	-	14,287.6
5439000	1/10/2002	14.2	14.2	0.2020	2.90	7420	62.8920%	Fecal		CFU/100 mL	200	283.2	86400	-	14,188.8
5439000	9/28/2007	14.2	14.2	0.2020	2.90	7420	62.8920%	Fecal		CFU/100 mL	200	283.2	86400	-	14,188.8
5439000	7/20/2010	14.2	14.2	0.2020	2.90	7420	62.8920%	Fecal		CFU/100 mL	200	283.2	86400	-	14,188.8
5439000	8/10/2011	14.2	14.2	0.2020	2.90	7420	62.8920%	Fecal		CFU/100 mL	200	283.2	86400	-	14,188.8
5439000	12/6/2014	14.2	14.2	0.2020	2.90	7420	62.8920%	Fecal		CFU/100 mL	200	283.2	86400	-	14,188.8
5439000	1/2/2021	14.2	14.2	0.2020	2.90	7420	62.8920%	Fecal		CFU/100 mL	200	283.2	86400	-	14,188.8
5439000	8/25/2002	14.1	14.1	0.2020	2.88	7426	62.9429%	Fecal		CFU/100 mL	200	283.2	86400	-	14,089.9
5439000	12/17/2003	14.1	14.1	0.2020	2.88	7426	62.9429%	Fecal		CFU/100 mL	200	283.2	86400	-	14,089.9
5439000	8/22/2009	14.1	14.1	0.2020	2.88	7426	62.9429%	Fecal		CFU/100 mL	200	283.2	86400	-	14,089.9
5439000	8/24/2014	14.1	14.1	0.2020	2.88	7426	62.9429%	Fecal		CFU/100 mL	200	283.2	86400	-	14,089.9
5439000	9/4/1990	14	14	0.2020	2.86	7430	62.9768%	Fecal		CFU/100 mL	200	283.2	86400	-	13,991.0
5439000	10/28/1990	14	14	0.2020	2.86	7430	62.9768%	Fecal		CFU/100 mL	200	283.2	86400	-	13,991.0
5439000	7/7/1991	14	14	0.2020	2.86	7430	62.9768%	Fecal		CFU/100 mL	200	283.2	86400	-	13,991.0
5439000	9/14/1991	14	14	0.2020	2.86	7430	62.9768%	Fecal		CFU/100 mL	200	283.2	86400	-	13,991.0
5439000	10/29/1991	14	14	0.2020	2.86	7430	62.9768%	Fecal		CFU/100 mL	200	283.2	86400	-	13,991.0
5439000	6/15/1992	14	14	0.2020	2.86	7430	62.9768%	Fecal		CFU/100 mL	200	283.2	86400	-	13,991.0
5439000	6/18/1992	14	14	0.2020	2.86	7430	62.9768%	Fecal		CFU/100 mL	200	283.2	86400	-	13,991.0
5439000	7/22/1992	14	14	0.2020	2.86	7430	62.9768%	Fecal		CFU/100 mL	200	283.2	86400	-	13,991.0
5439000	8/4/1992	14	14	0.2020	2.86	7430	62.9768%	Fecal		CFU/100 mL	200	283.2	86400	-	13,991.0
5439000	10/4/1992	14	14	0.2020	2.86	7430	62.9768%	Fecal		CFU/100 mL	200	283.2	86400	-	13,991.0
5439000	10/5/1992	14	14	0.2020	2.86	7430	62.9768%	Fecal		CFU/100 mL	200	283.2	86400	-	13,991.0
5439000	10/6/1992	14	14	0.2020	2.86	7430	62.9768%	Fecal		CFU/100 mL	200	283.2	86400	-	13,991.0
5439000	10/10/1992	14	14	0.2020	2.86	7430	62.9768%	Fecal		CFU/100 mL	200	283.2	86400	-	13,991.0
5439000	7/26/1995	14	14	0.2020	2.86	7430	62.9768%	Fecal		CFU/100 mL	200	283.2	86400	-	13,991.0
5439000	1/23/1996	14	14	0.2020	2.86	7430	62.9768%	Fecal		CFU/100 mL	200	283.2	86400	-	13,991.0
5439000	1/24/1996	14	14	0.2020	2.86	7430	62.9768%	Fecal		CFU/100 mL	200	283.2	86400	-	13,991.0
5439000	1/25/1996	14	14	0.2020	2.86	7430	62.9768%	Fecal		CFU/100 mL	200	283.2	86400	-	13,991.0
5439000	3/30/1996	14	14	0.2020	2.86	7430	62.9768%	Fecal		CFU/100 mL	200	283.2	86400	-	13,991.0
5439000	3/31/1996	14	14	0.2020	2.86	7430	62.9768%	Fecal		CFU/100 mL	200	283.2	86400	-	13,991.0
5439000	4/1/1996	14	14	0.2020	2.86	7430	62.9768%	Fecal		CFU/100 mL	200	283.2	86400	-	13,991.0
5439000	4/2/1996	14	14	0.2020	2.86	7430	62.9768%	Fecal		CFU/100 mL	200	283.2	86400	-	13,991.0
5439000	9/28/1996	14	14	0.2020	2.86	7430	62.9768%	Fecal		CFU/100 mL	200	283.2	86400	-	13,991.0
5439000	7/6/1997	14	14	0.2020	2.86	7430	62.9768%	Fecal		CFU/100 mL	200	283.2	86400	-	13,991.0
5439000	7/7/1997	14	14	0.2020	2.86	7430	62.9768%	Fecal		CFU/100 mL	200	283.2	86400	-	13,991.0
5439000	7/9/1997	14	14	0.2020	2.86	7430	62.9768%	Fecal		CFU/100 mL	200	283.2	86400	-	13,991.0
5439000	8/18/1997	14	14	0.2020	2.86	7430	62.9768%	Fecal		CFU/100 mL	200	283.2	86400	-	13,991.0
5439000	7/12/1999	14	14	0.2020	2.86	7430	62.9768%	Fecal		CFU/100 mL	200	283.2	86400	-	13,991.0
5439000	7/26/1999	14	14	0.2020	2.86	7430	62.9768%	Fecal		CFU/100 mL	200	283.2	86400	-	13,991.0
5439000	10/12/2000	14	14	0.2020	2.86	7430	62.9768%	Fecal		CFU/100 mL	200	283.2	86400	-	13,991.0
5439000	10/14/2000	14	14	0.2020	2.86	7430	62.9768%	Fecal		CFU/100 mL	200	283.2	86400	-	13,991.0
5439000	7/5/2001	14	14	0.2020	2.86	7430	62.9768%	Fecal		CFU/100 mL	200	283.2	86400	-	13,991.0
5439000	12/31/2001	14	14	0.2020	2.86	7430	62.9768%	Fecal		CFU/100 mL	200	283.2	86400	-	13,991.0
5439000	1/3/2005	14	14	0.2020	2.86	7430	62.9768%	Fecal		CFU/100 mL	200	283.2	86400	-	13,991.0
5439000	12/19/2007	14	14	0.2020	2.86	7430	62.9768%	Fecal		CFU/100 mL	200	283.2	86400	-	13,991.0
5439000	8/18/2010	14	14	0.2020	2.86	7430	62.9768%	Fecal		CFU/100 mL	200	283.2	86400	-	13,991.0
5439000	8/8/2011	14	14	0.2020	2.86	7430	62.9768%	Fecal		CFU/100 mL	200	283.2	86400	-	13,991.0
5439000	11/7/2013	14	14	0.2020	2.86	7430	62.9768%	Fecal		CFU/100 mL	200	283.2	86400	-	13,991.0
5439000	8/11/2015	14	14	0.2020	2.86	7430	62.9768%	Fecal		CFU/100 mL	200	283.2	86400	-	13,991.0
5439000	5/14/1994	13.9	13.9	0.2020	2.84	7468	63.2989%	Fecal		CFU/100 mL	200	283.2	86400	-	13,892.2
5439000	6/21/2003	13.9	13.9	0.2020	2.84	7468	63.2989%	Fecal		CFU/100 mL	200	283.2	86400	-	13,892.2
5439000	12/15/2004	13.9	13.9	0.2020	2.84	7468	63.2989%	Fecal		CFU/100 mL	200	283.2	86400	-	13,892.2
5439000	5/29/2005	13.9	13.9	0.2020	2.84	7468	63.2989%	Fecal		CFU/100 mL	200	283.2	86400	-	13,892.2
5439000	10/2/2007	13.9	13.9	0.2020	2.84	7468	63.2989%	Fecal		CFU/100 mL	200	283.2	86400	-	13,892.2
5439000	10/15/2009	13.9	13.9	0.2020	2.84	7468	63.2989%	Fecal		CFU/100 mL	200	283.2	86400	-	13,892.2
5439000	7/29/2014	13.9	13.9	0.2020	2.84	7468	63.2989%	Fecal		CFU/100 mL	200	283.2	86400	-	13,892.2
5439000	8/9/2014	13.9	13.9	0.2020	2.84	7468	63.2989%	Fecal		CFU/100 mL	200	283.2	86400	-	13,892.2
5439000	7/15/2017	13.9	13.9	0.2020	2.84	7468	63.2989%	Fecal		CFU/100 mL	200	283.2	86400	-	13,892.2
5439000	5/24/1994	13.8	13.8	0.2020	2.82	7477	63.3751%	Fecal		CFU/100 mL	200	283.2	86400	-	13,793.3
5439000	6/17/2003	13.8	13.8	0.2020	2.82	7477	63.3751%	Fecal		CFU/100 mL	200	283.2	86400	-	13,793.3
5439000	12/21/2014	13.8	13.8	0.2020	2.82	7477	63.3751%	Fecal		CFU/100 mL	200	283.2	86400	-	13,793.3
5439000	7/8/2017	13.8	13.8	0.2020	2.82	7477	63.3751%	Fecal		CFU/100 mL	200	283.2	86400	-	13,793.3
5439000	10/23/2018	13.8	13.8	0.2020	2.82	7477	63.3751%	Fecal		CFU/100 mL	200	283.2	86400	-	13,793.3
5439000	8/27/2019	13.8	13.8	0.2020	2.82	7477	63.3751%	Fecal		CFU/100 mL	200	283.2	86400	-	13,793.3
5439000	7/28/2021	13.8	13.8	0.2020	2.82	7477	63.3751%	Fecal		CFU/100 mL	200	283.2	86400	-	13,793.3
5439000	8/22/1994	13.7	13.7	0.2020	2.80	7484	63.4345%	Fecal		CFU/100 mL	200	283.2	86400	-	13,694.5
5439000	11/10/2001	13.7	13.7	0.2020	2.80	7484	63.4345%	Fecal		CFU/100 mL	200	283.2	86400	-	13,694.5
5439000	5/3/2005	13.7	13.7	0.2020	2.80	7484	63.4345%	Fecal		CFU/100 mL	200	283.2	86400	-	13,694.5
5439000	7/4/2008	13.7	13.7	0.2020	2.80	7484	63.4345%	Fecal		CFU/100 mL	200	283.2	86400	-	13,694.5
5439000	7/28/2009	13.7	13.7	0.2020	2.80	7484	63.4345%	Fecal		CFU/100 mL	200	283.2	86400	-	13,694.5
5439000	8/26/2011	13.7	13.7	0.2020	2.80	7484	63.4345%	Fecal		CFU/100 mL	200	283.2	86400	-	13,694.5
5439000	12/21/2020	13.7	13.7	0.2020	2.80	7484	63.4345%	Fecal		CFU/100 mL	200	283.2	86400	-	13,694.5
5439000	11/15/2001	13.6	13.6	0.2020	2.78	7491	63.4938%	Fecal		CFU/100 mL	200	283.2	86400	-	13,595.6
5439000	10/22/2006	13.6	13.6	0.2020	2.78	7491	63.4938%	Fecal		CFU/100 mL	200	283.2	86400	-	13,595.6
5439000	8/5/2015	13.6	13.6	0.2020	2.78	7491	63.4938%	Fecal		CFU/100 mL	200	283.2	86400	-	13,595.6
5439000	10/31/2018	13.6	13.6	0.2020	2.78	7491	63.4938%	Fecal		CFU/100 mL	200	283.2	86400	-	13,595.6
5439000	11/18/2018	13.6	13.6	0.2020	2.78	7491	63.4938%	Fecal		CFU/100 mL	200	283.2	86400	-	13,595.6
5439000	11/16/2001	13.5	13.5	0.2020	2.76	7496	63.5362%	Fecal		CFU/100 mL	200	283.2	86400	-	13,496.8
5439000	1/7/2002	13.5	13.5	0.2020	2.76	7496	63.5362%	Fecal		CFU/100 mL	200	283.2	86400	-	13,496.8
5439000	10/26/2006	13.5	13.5	0.2020	2.76	7496	63.5362%	Fecal		CFU/100 mL	200	283.2	86400	-	13,496.8
5439000	10/17/2007	13.5	13.5	0.2020	2.76	7496	63.5362%	Fecal		CFU/100 mL	200	283.2	86400	-	13,496.8

Gage ID	Date	Discharge (CFS)	Gage Discharge (less Surrogate NPDES) (CFS)	Watershed Area Ratio	Calculated flow (CFS)	Rank	Flow Exceedance %	Parameter	Results	Units (mg or micro_gram	Limit/Standard	100mL/CF	sec/day	Actual Load (million colonies/day)	Allowable Load (million colonies/day)
5439000	1/12/2013	13.5	13.5	0.2020	2.76	7496	63.5362%	Fecal		CFU/100 mL	200	283.2	86400	-	13,496.8
5439000	5/1/2018	13.5	13.5	0.2020	2.76	7496	63.5362%	Fecal		CFU/100 mL	200	283.2	86400	-	13,496.8
5439000	5/13/1994	13.4	13.4	0.2020	2.74	7502	63.5870%	Fecal		CFU/100 mL	200	283.2	86400	-	13,397.9
5439000	11/11/2001	13.4	13.4	0.2020	2.74	7502	63.5870%	Fecal		CFU/100 mL	200	283.2	86400	-	13,397.9
5439000	7/8/2002	13.4	13.4	0.2020	2.74	7502	63.5870%	Fecal		CFU/100 mL	200	283.2	86400	-	13,397.9
5439000	7/31/2011	13.4	13.4	0.2020	2.74	7502	63.5870%	Fecal		CFU/100 mL	200	283.2	86400	-	13,397.9
5439000	10/28/2014	13.4	13.4	0.2020	2.74	7502	63.5870%	Fecal		CFU/100 mL	200	283.2	86400	-	13,397.9
5439000	12/15/2014	13.4	13.4	0.2020	2.74	7502	63.5870%	Fecal		CFU/100 mL	200	283.2	86400	-	13,397.9
5439000	7/27/2021	13.4	13.4	0.2020	2.74	7502	63.5870%	Fecal		CFU/100 mL	200	283.2	86400	-	13,397.9
5439000	8/15/2002	13.3	13.3	0.2020	2.72	7509	63.6464%	Fecal		CFU/100 mL	200	283.2	86400	-	13,299.1
5439000	3/18/2003	13.3	13.3	0.2020	2.72	7509	63.6464%	Fecal		CFU/100 mL	200	283.2	86400	-	13,299.1
5439000	10/1/2011	13.3	13.3	0.2020	2.72	7509	63.6464%	Fecal		CFU/100 mL	200	283.2	86400	-	13,299.1
5439000	10/20/2012	13.3	13.3	0.2020	2.72	7509	63.6464%	Fecal		CFU/100 mL	200	283.2	86400	-	13,299.1
5439000	7/22/2013	13.3	13.3	0.2020	2.72	7509	63.6464%	Fecal		CFU/100 mL	200	283.2	86400	-	13,299.1
5439000	5/11/2014	13.3	13.3	0.2020	2.72	7509	63.6464%	Fecal		CFU/100 mL	200	283.2	86400	-	13,299.1
5439000	8/29/2014	13.3	13.3	0.2020	2.72	7509	63.6464%	Fecal		CFU/100 mL	200	283.2	86400	-	13,299.1
5439000	2/1/2018	13.3	13.3	0.2020	2.72	7509	63.6464%	Fecal		CFU/100 mL	200	283.2	86400	-	13,299.1
5439000	7/30/2021	13.3	13.3	0.2020	2.72	7509	63.6464%	Fecal		CFU/100 mL	200	283.2	86400	-	13,299.1
5439000	7/27/2009	13.2	13.2	0.2020	2.70	7518	63.7227%	Fecal		CFU/100 mL	200	283.2	86400	-	13,200.2
5439000	1/13/2002	13.1	13.1	0.2020	2.68	7519	63.7311%	Fecal		CFU/100 mL	200	283.2	86400	-	13,101.4
5439000	3/13/2003	13.1	13.1	0.2020	2.68	7519	63.7311%	Fecal		CFU/100 mL	200	283.2	86400	-	13,101.4
5439000	7/7/2006	13.1	13.1	0.2020	2.68	7519	63.7311%	Fecal		CFU/100 mL	200	283.2	86400	-	13,101.4
5439000	9/5/2009	13.1	13.1	0.2020	2.68	7519	63.7311%	Fecal		CFU/100 mL	200	283.2	86400	-	13,101.4
5439000	7/18/2011	13.1	13.1	0.2020	2.68	7519	63.7311%	Fecal		CFU/100 mL	200	283.2	86400	-	13,101.4
5439000	7/23/2013	13.1	13.1	0.2020	2.68	7519	63.7311%	Fecal		CFU/100 mL	200	283.2	86400	-	13,101.4
5439000	7/29/2019	13.1	13.1	0.2020	2.68	7519	63.7311%	Fecal		CFU/100 mL	200	283.2	86400	-	13,101.4
5439000	1/3/1990	13	13	0.2020	2.66	7526	63.7905%	Fecal		CFU/100 mL	200	283.2	86400	-	13,002.5
5439000	1/14/1990	13	13	0.2020	2.66	7526	63.7905%	Fecal		CFU/100 mL	200	283.2	86400	-	13,002.5
5439000	1/15/1990	13	13	0.2020	2.66	7526	63.7905%	Fecal		CFU/100 mL	200	283.2	86400	-	13,002.5
5439000	9/5/1990	13	13	0.2020	2.66	7526	63.7905%	Fecal		CFU/100 mL	200	283.2	86400	-	13,002.5
5439000	9/8/1990	13	13	0.2020	2.66	7526	63.7905%	Fecal		CFU/100 mL	200	283.2	86400	-	13,002.5
5439000	10/31/1990	13	13	0.2020	2.66	7526	63.7905%	Fecal		CFU/100 mL	200	283.2	86400	-	13,002.5
5439000	11/1/1990	13	13	0.2020	2.66	7526	63.7905%	Fecal		CFU/100 mL	200	283.2	86400	-	13,002.5
5439000	10/6/1991	13	13	0.2020	2.66	7526	63.7905%	Fecal		CFU/100 mL	200	283.2	86400	-	13,002.5
5439000	6/8/1992	13	13	0.2020	2.66	7526	63.7905%	Fecal		CFU/100 mL	200	283.2	86400	-	13,002.5
5439000	6/9/1992	13	13	0.2020	2.66	7526	63.7905%	Fecal		CFU/100 mL	200	283.2	86400	-	13,002.5
5439000	6/14/1992	13	13	0.2020	2.66	7526	63.7905%	Fecal		CFU/100 mL	200	283.2	86400	-	13,002.5
5439000	6/16/1992	13	13	0.2020	2.66	7526	63.7905%	Fecal		CFU/100 mL	200	283.2	86400	-	13,002.5
5439000	7/3/1992	13	13	0.2020	2.66	7526	63.7905%	Fecal		CFU/100 mL	200	283.2	86400	-	13,002.5
5439000	7/27/1992	13	13	0.2020	2.66	7526	63.7905%	Fecal		CFU/100 mL	200	283.2	86400	-	13,002.5
5439000	7/28/1992	13	13	0.2020	2.66	7526	63.7905%	Fecal		CFU/100 mL	200	283.2	86400	-	13,002.5
5439000	10/7/1992	13	13	0.2020	2.66	7526	63.7905%	Fecal		CFU/100 mL	200	283.2	86400	-	13,002.5
5439000	10/11/1994	13	13	0.2020	2.66	7526	63.7905%	Fecal		CFU/100 mL	200	283.2	86400	-	13,002.5
5439000	7/19/1995	13	13	0.2020	2.66	7526	63.7905%	Fecal		CFU/100 mL	200	283.2	86400	-	13,002.5
5439000	7/22/1995	13	13	0.2020	2.66	7526	63.7905%	Fecal		CFU/100 mL	200	283.2	86400	-	13,002.5
5439000	7/23/1995	13	13	0.2020	2.66	7526	63.7905%	Fecal		CFU/100 mL	200	283.2	86400	-	13,002.5
5439000	7/24/1995	13	13	0.2020	2.66	7526	63.7905%	Fecal		CFU/100 mL	200	283.2	86400	-	13,002.5
5439000	12/18/1995	13	13	0.2020	2.66	7526	63.7905%	Fecal		CFU/100 mL	200	283.2	86400	-	13,002.5
5439000	1/16/1996	13	13	0.2020	2.66	7526	63.7905%	Fecal		CFU/100 mL	200	283.2	86400	-	13,002.5
5439000	2/8/1996	13	13	0.2020	2.66	7526	63.7905%	Fecal		CFU/100 mL	200	283.2	86400	-	13,002.5
5439000	3/4/1996	13	13	0.2020	2.66	7526	63.7905%	Fecal		CFU/100 mL	200	283.2	86400	-	13,002.5
5439000	4/3/1996	13	13	0.2020	2.66	7526	63.7905%	Fecal		CFU/100 mL	200	283.2	86400	-	13,002.5
5439000	9/5/1996	13	13	0.2020	2.66	7526	63.7905%	Fecal		CFU/100 mL	200	283.2	86400	-	13,002.5
5439000	10/31/1996	13	13	0.2020	2.66	7526	63.7905%	Fecal		CFU/100 mL	200	283.2	86400	-	13,002.5
5439000	9/17/1997	13	13	0.2020	2.66	7526	63.7905%	Fecal		CFU/100 mL	200	283.2	86400	-	13,002.5
5439000	12/27/1998	13	13	0.2020	2.66	7526	63.7905%	Fecal		CFU/100 mL	200	283.2	86400	-	13,002.5
5439000	7/25/1999	13	13	0.2020	2.66	7526	63.7905%	Fecal		CFU/100 mL	200	283.2	86400	-	13,002.5
5439000	7/26/2000	13	13	0.2020	2.66	7526	63.7905%	Fecal		CFU/100 mL	200	283.2	86400	-	13,002.5
5439000	10/13/2000	13	13	0.2020	2.66	7526	63.7905%	Fecal		CFU/100 mL	200	283.2	86400	-	13,002.5
5439000	10/15/2000	13	13	0.2020	2.66	7526	63.7905%	Fecal		CFU/100 mL	200	283.2	86400	-	13,002.5
5439000	10/16/2000	13	13	0.2020	2.66	7526	63.7905%	Fecal		CFU/100 mL	200	283.2	86400	-	13,002.5
5439000	11/6/2000	13	13	0.2020	2.66	7526	63.7905%	Fecal		CFU/100 mL	200	283.2	86400	-	13,002.5
5439000	1/17/2001	13	13	0.2020	2.66	7526	63.7905%	Fecal		CFU/100 mL	200	283.2	86400	-	13,002.5
5439000	1/18/2001	13	13	0.2020	2.66	7526	63.7905%	Fecal		CFU/100 mL	200	283.2	86400	-	13,002.5
5439000	1/19/2001	13	13	0.2020	2.66	7526	63.7905%	Fecal		CFU/100 mL	200	283.2	86400	-	13,002.5
5439000	9/7/2001	13	13	0.2020	2.66	7526	63.7905%	Fecal		CFU/100 mL	200	283.2	86400	-	13,002.5
5439000	1/1/2002	13	13	0.2020	2.66	7526	63.7905%	Fecal		CFU/100 mL	200	283.2	86400	-	13,002.5
5439000	1/3/2002	13	13	0.2020	2.66	7526	63.7905%	Fecal		CFU/100 mL	200	283.2	86400	-	13,002.5
5439000	7/16/2004	13	13	0.2020	2.66	7526	63.7905%	Fecal		CFU/100 mL	200	283.2	86400	-	13,002.5
5439000	1/29/2007	13	13	0.2020	2.66	7526	63.7905%	Fecal		CFU/100 mL	200	283.2	86400	-	13,002.5
5439000	4/30/2018	13	13	0.2020	2.66	7526	63.7905%	Fecal		CFU/100 mL	200	283.2	86400	-	13,002.5
5439000	2/15/2022	13	13	0.2020	2.66	7526	63.7905%	Fecal		CFU/100 mL	200	283.2	86400	-	13,002.5
5439000	5/30/2005	12.9	12.9	0.2020	2.64	7572	64.1804%	Fecal		CFU/100 mL	200	283.2	86400	-	12,903.6
5439000	6/6/2005	12.9	12.9	0.2020	2.64	7572	64.1804%	Fecal		CFU/100 mL	200	283.2	86400	-	12,903.6
5439000	7/21/2010	12.9	12.9	0.2020	2.64	7572	64.1804%	Fecal		CFU/100 mL	200	283.2	86400	-	12,903.6
5439000	8/22/2011	12.9	12.9	0.2020	2.64	7572	64.1804%	Fecal		CFU/100 mL	200	283.2	86400	-	12,903.6
5439000	7/15/2016	12.9	12.9	0.2020	2.64	7572	64.1804%	Fecal		CFU/100 mL	200	283.2	86400	-	12,903.6
5439000	6/22/2003	12.8	12.8	0.2020	2.62	7577	64.2227%	Fecal		CFU/100 mL	200	283.2	86400	-	12,804.8
5439000	6/26/2003	12.8	12.8	0.2020	2.62	7577	64.2227%	Fecal		CFU/100 mL	200	283.2	86400	-	12,804.8
5439000	11/22/2007	12.8	12.8	0.2020	2.62	7577	64.2227%	Fecal		CFU/100 mL	200	283.2	86400	-	12,804.8
5439000	10/27/2014	12.8	12.8	0.2020	2.62	7577	64.2227%	Fecal		CFU/100 mL	200	283.2	86400	-	12,804.8
5439000	11/1/2018	12.8	12.8	0.2020	2.62	7577	64.2227%	Fecal		CFU/100 mL	200	283.2	86400	-	12,804.8
5439000	4/2/2006	12.7	12.7	0.2020	2.60	7582	64.2651%	Fecal		CFU/100 mL	200	283.2	86400	-	12,705.9
5439000	1/28/2007	12.7	12.7	0.2020	2.60	7582	64.2651%	Fecal		CFU/100 mL	200	283.2	86400	-	12,705.9
5439000	2/9/2007	12.7	12.7	0.2020	2.60	7582	64.2651%	Fecal		CFU/100 mL	200	283.2	86400	-	12,705.9
5439000	2/20/2007	12.7	12.7	0.2020	2.60	7582	64.2651%	Fecal		CFU/100 mL	200	283.2	86400	-	12,705.9
5439000	7/31/2008	12.7	12.7	0.2020	2.60	7582	64.2651%	Fecal		CFU/100 mL	200	283.2	86400	-	12,705.9
5439000	8/19/2010	12.7	12.7	0.2020	2.60	7582	64.2651%	Fecal		CFU/100 mL	200	283.2	86400	-	12,705.9
5439000	1/13/2014	12.7	12.7	0.2020	2.60	7582	64.2651%	Fecal		CFU/100 mL	200	283.2	86400	-	12,705.9
5439000	12/10/2014	12.7	12.7	0.2020	2.60	7582	64.2651%	Fecal		CFU/100 mL	200	283.2	86400	-	12,705.9
5439000	7/16/2017	12.7	12.7	0.2020	2.60	7582	64.2651%	Fecal		CFU/100 mL	200	283.2	86400	-	12,705.9
5439000	11/19/2018	12.7	12.7	0.2020	2.60	7582	64.2651%	Fecal		CFU/100 mL	200	283.2	86400	-	12,705.9
5439000	12/3/2020	12.7	12.7	0.2020	2.60	7582	64.2651%	Fecal		CFU/100 mL	200	283.2	86400	-	12,705.9
5439000	1/8/2002	12.6	12.6	0.2020	2.58	7593	64.3584%	Fecal		CFU/100 mL	200	283.2	86400	-	12,607.1
5439000	9/30/2007	12.6	12.6	0.2020	2.58	7593	64.3584%	Fecal		CFU/100 mL	200	283.2	86400	-	12,607.1
5439000	10/4/2007	12.6	12.6	0.2020	2.58	7593	64.3584%	Fecal		CFU/100 mL	200	283.2	86400	-	12,607.1
5439000	7/5/2008	12.6	12.6	0.2020	2.58	7593	64.3584%	Fecal		CFU/100 mL	200	283.2	86400	-	12,607.1
5439000	10/16/2009	12.6	12.6	0.2020	2.58	7593	64.3584%	Fecal		CFU/100 mL	200	283.2	86400	-	12,607.1
5439000	2/24/2014	12.6	12.6	0.2020	2.58	7593	64.3584%	Fecal		CFU/100 mL	200	283.2	86400	-	12,607.1
5439000	11/5/2015	12.6	12.6	0.2020	2.58	7593	64.3584%	Fecal		CFU/100 mL	200	283.2	86400	-	12,607.1
5439000	8/30/2018	12.6	12.6	0.2020	2.58	7593	64.3584%	Fecal		CFU/100 mL	200	283.2	86400	-	12,607.1
5439000	11/20/2018	12.6	12.6	0.2020	2.58	7593	64.3584%	Fecal		CFU/100 mL	200	283.2	86400	-	12,607.1
5439000	7/16/2003	12.5	12.5	0.2020	2.56	7602	64.4346%	Fecal		CFU/100 mL	200	283.2	86400	-	12,508.2
5439000	9/29/2007	12.5	12.5	0.2020	2.56	7602	64.4346%	Fecal		CFU/100 mL	200	283.2	86400	-	12,508.2
5439000	6/20/2012	12.5	12.5	0.2020	2.56	7602	64.4346%	Fecal		CFU/100 mL	200	283.2	86400	-	12,508.2
5439000	10/15/2012	12.5	12.5	0.2020	2.56	7602	64.4346%	Fecal		CFU/100 mL	200	283.2	86400	-	12,508.2
5439000	10/24/2018	12.5	12.5	0.2020	2.56	7602	64.4346%	Fecal		CFU/100 mL	200	283.2	86400	-	12,508.2
5439000	12/11/2020	12.5	12.5	0.2020	2.56	7602	64.4346%	Fecal		CFU/100 mL	200	283.2	86400	-	12,508.2
5439000	7/9/2002	12.4	12.4	0.2020	2.54	7609	64.4940%	Fecal		CFU/100 mL	200	283.2	86400	-	12,409.4
5439000	7/17/2004	12.4	12.4	0.2020	2.54	7609	64.4940%	Fecal		CFU/100 mL	200	283.2	86400	-	12,409.4
5439000	5/4/2005	12.4	12.4	0.2020	2.54	7609	64.4940%	Fecal		CFU/100 mL	200	283.2	86400	-	12,409.4
5439000	3/20/2006	12.4	12.4	0.2020	2.54	7609	64.4940%	Fecal		CFU/100 mL	200	283.2	86400	-	12,409.4
5439000	10/29/2006	12.4	12.4	0.2020	2.54	7609	64.4940%	Fecal		CFU/100 mL	200	283.2	86400	-	12,409.4
5439000	8/3/2007	12.4	12.4	0.2020	2.54	7609	64.4940%	Fecal		CFU/100 mL	200	283.2	86400	-	12,409.4
5439000	12/3/2007	12.4	12.4	0.2020	2.54	7609	64.4940%	Fecal		CFU/100 mL	200	283.2	86400	-	12,409.4
5439000	9/6/2009	12.4	12.4	0.2020	2.54	7609	64.4940%	Fecal		CFU/100 mL	200	283.2	86400	-	12,409.4
5439000	11/30/2010	12.4	12.4	0.2020	2.54	7609	64.4940%	Fecal		CFU/100 mL	200	283.2	86400	-	12,409.4
5439000	11/4/2011	12.4	12.4	0.2020	2.54	7609	64.4940%	Fecal		CFU/100 mL	200	283.2	86400	-	12,409.4
5439000	11/15/2020	12.4	12.4	0.2020	2.54	7609	64.4940%	Fecal		CFU/100 mL	200	283.2	86400	-	12,409.4
5439000	2/14/2022	12.4	12.4	0.2020	2.54	7609	64.4940%	Fecal		CFU/100 mL	200	283.2	86400	-	12,409.4
5439000	10/17/2001	12.3	12.3	0.2020	2.52	7621	64.5957%	Fecal		CFU/100 mL	200	283.2	86400	-	12,310.5
5439000	1/11/2002	12.3	12.3	0.2020	2.52	7621	64.5957%	Fecal		CFU/100 mL	200	283.2	86400	-	12,310.5
5439000	7/29/2009	12.3	12.3	0.2020	2.52	7621	64.5957%	Fecal		CFU/100 mL	200	283.2	86400	-	12,310.5
5439000	7/19/2011	12.3	12.3	0.2020	2.52	7621	64.5957%	Fecal		CFU/100 mL	200	283.2	86400	-	12,310.5
5439000	12/22/2020	12.3	12.3	0.2020	2.52	7621	64.5957%	Fecal		CFU/100 mL	200	283.2	86400	-	12,310.5

Gage ID	Date	Discharge (CFS)	Gage Discharge (less Surrogate NPDES) (CFS)	Watershed Area Ratio	Calculated flow (CFS)	Rank	Flow Exceedance %	Parameter	Results	Units (mg or micro_gram	Limit/Standard	100mL/CF	sec/day	Actual Load (million colonies/day)	Allowable Load (million colonies/day)
5439000	2/1/2002	12.2	12.2	0.2020	2.50	7626	64.6381%	Fecal		CFU/100 mL	200	283.2	86400	-	12,211.7
5439000	11/10/2006	12.2	12.2	0.2020	2.50	7626	64.6381%	Fecal		CFU/100 mL	200	283.2	86400	-	12,211.7
5439000	10/4/2009	12.2	12.2	0.2020	2.50	7626	64.6381%	Fecal		CFU/100 mL	200	283.2	86400	-	12,211.7
5439000	10/21/2009	12.2	12.2	0.2020	2.50	7626	64.6381%	Fecal		CFU/100 mL	200	283.2	86400	-	12,211.7
5439000	9/3/2010	12.2	12.2	0.2020	2.50	7626	64.6381%	Fecal		CFU/100 mL	200	283.2	86400	-	12,211.7
5439000	6/5/2014	12.2	12.2	0.2020	2.50	7626	64.6381%	Fecal		CFU/100 mL	200	283.2	86400	-	12,211.7
5439000	9/6/2014	12.2	12.2	0.2020	2.50	7626	64.6381%	Fecal		CFU/100 mL	200	283.2	86400	-	12,211.7
5439000	5/23/1994	12.1	12.1	0.2020	2.48	7633	64.6974%	Fecal		CFU/100 mL	200	283.2	86400	-	12,112.8
5439000	1/2/2006	12.1	12.1	0.2020	2.48	7633	64.6974%	Fecal		CFU/100 mL	200	283.2	86400	-	12,112.8
5439000	10/15/2007	12.1	12.1	0.2020	2.48	7633	64.6974%	Fecal		CFU/100 mL	200	283.2	86400	-	12,112.8
5439000	1/28/2009	12.1	12.1	0.2020	2.48	7633	64.6974%	Fecal		CFU/100 mL	200	283.2	86400	-	12,112.8
5439000	1/31/2009	12.1	12.1	0.2020	2.48	7633	64.6974%	Fecal		CFU/100 mL	200	283.2	86400	-	12,112.8
5439000	8/9/2009	12.1	12.1	0.2020	2.48	7633	64.6974%	Fecal		CFU/100 mL	200	283.2	86400	-	12,112.8
5439000	10/13/2011	12.1	12.1	0.2020	2.48	7633	64.6974%	Fecal		CFU/100 mL	200	283.2	86400	-	12,112.8
5439000	2/9/2013	12.1	12.1	0.2020	2.48	7633	64.6974%	Fecal		CFU/100 mL	200	283.2	86400	-	12,112.8
5439000	8/15/2015	12.1	12.1	0.2020	2.48	7633	64.6974%	Fecal		CFU/100 mL	200	283.2	86400	-	12,112.8
5439000	7/24/2018	12.1	12.1	0.2020	2.48	7633	64.6974%	Fecal		CFU/100 mL	200	283.2	86400	-	12,112.8
5439000	12/4/2020	12.1	12.1	0.2020	2.48	7633	64.6974%	Fecal		CFU/100 mL	200	283.2	86400	-	12,112.8
5439000	12/10/2021	12.1	12.1	0.2020	2.48	7633	64.6974%	Fecal		CFU/100 mL	200	283.2	86400	-	12,112.8
5439000	9/6/1990	12	12	0.2020	2.45	7645	64.7991%	Fecal		CFU/100 mL	200	283.2	86400	-	12,014.0
5439000	10/9/1990	12	12	0.2020	2.45	7645	64.7991%	Fecal		CFU/100 mL	200	283.2	86400	-	12,014.0
5439000	10/29/1990	12	12	0.2020	2.45	7645	64.7991%	Fecal		CFU/100 mL	200	283.2	86400	-	12,014.0
5439000	10/30/1990	12	12	0.2020	2.45	7645	64.7991%	Fecal		CFU/100 mL	200	283.2	86400	-	12,014.0
5439000	11/3/1990	12	12	0.2020	2.45	7645	64.7991%	Fecal		CFU/100 mL	200	283.2	86400	-	12,014.0
5439000	6/10/1992	12	12	0.2020	2.45	7645	64.7991%	Fecal		CFU/100 mL	200	283.2	86400	-	12,014.0
5439000	6/11/1992	12	12	0.2020	2.45	7645	64.7991%	Fecal		CFU/100 mL	200	283.2	86400	-	12,014.0
5439000	6/12/1992	12	12	0.2020	2.45	7645	64.7991%	Fecal		CFU/100 mL	200	283.2	86400	-	12,014.0
5439000	6/13/1992	12	12	0.2020	2.45	7645	64.7991%	Fecal		CFU/100 mL	200	283.2	86400	-	12,014.0
5439000	7/5/1992	12	12	0.2020	2.45	7645	64.7991%	Fecal		CFU/100 mL	200	283.2	86400	-	12,014.0
5439000	10/11/1992	12	12	0.2020	2.45	7645	64.7991%	Fecal		CFU/100 mL	200	283.2	86400	-	12,014.0
5439000	10/12/1992	12	12	0.2020	2.45	7645	64.7991%	Fecal		CFU/100 mL	200	283.2	86400	-	12,014.0
5439000	10/17/1992	12	12	0.2020	2.45	7645	64.7991%	Fecal		CFU/100 mL	200	283.2	86400	-	12,014.0
5439000	10/12/1994	12	12	0.2020	2.45	7645	64.7991%	Fecal		CFU/100 mL	200	283.2	86400	-	12,014.0
5439000	7/28/1995	12	12	0.2020	2.45	7645	64.7991%	Fecal		CFU/100 mL	200	283.2	86400	-	12,014.0
5439000	10/27/1995	12	12	0.2020	2.45	7645	64.7991%	Fecal		CFU/100 mL	200	283.2	86400	-	12,014.0
5439000	12/19/1995	12	12	0.2020	2.45	7645	64.7991%	Fecal		CFU/100 mL	200	283.2	86400	-	12,014.0
5439000	3/12/1996	12	12	0.2020	2.45	7645	64.7991%	Fecal		CFU/100 mL	200	283.2	86400	-	12,014.0
5439000	9/6/1996	12	12	0.2020	2.45	7645	64.7991%	Fecal		CFU/100 mL	200	283.2	86400	-	12,014.0
5439000	9/9/1996	12	12	0.2020	2.45	7645	64.7991%	Fecal		CFU/100 mL	200	283.2	86400	-	12,014.0
5439000	11/30/1996	12	12	0.2020	2.45	7645	64.7991%	Fecal		CFU/100 mL	200	283.2	86400	-	12,014.0
5439000	7/25/1998	12	12	0.2020	2.45	7645	64.7991%	Fecal		CFU/100 mL	200	283.2	86400	-	12,014.0
5439000	12/28/1998	12	12	0.2020	2.45	7645	64.7991%	Fecal		CFU/100 mL	200	283.2	86400	-	12,014.0
5439000	7/13/1999	12	12	0.2020	2.45	7645	64.7991%	Fecal		CFU/100 mL	200	283.2	86400	-	12,014.0
5439000	10/7/1999	12	12	0.2020	2.45	7645	64.7991%	Fecal		CFU/100 mL	200	283.2	86400	-	12,014.0
5439000	7/27/2000	12	12	0.2020	2.45	7645	64.7991%	Fecal		CFU/100 mL	200	283.2	86400	-	12,014.0
5439000	8/4/2000	12	12	0.2020	2.45	7645	64.7991%	Fecal		CFU/100 mL	200	283.2	86400	-	12,014.0
5439000	9/14/2000	12	12	0.2020	2.45	7645	64.7991%	Fecal		CFU/100 mL	200	283.2	86400	-	12,014.0
5439000	9/26/2000	12	12	0.2020	2.45	7645	64.7991%	Fecal		CFU/100 mL	200	283.2	86400	-	12,014.0
5439000	10/17/2000	12	12	0.2020	2.45	7645	64.7991%	Fecal		CFU/100 mL	200	283.2	86400	-	12,014.0
5439000	10/18/2000	12	12	0.2020	2.45	7645	64.7991%	Fecal		CFU/100 mL	200	283.2	86400	-	12,014.0
5439000	10/19/2000	12	12	0.2020	2.45	7645	64.7991%	Fecal		CFU/100 mL	200	283.2	86400	-	12,014.0
5439000	10/20/2000	12	12	0.2020	2.45	7645	64.7991%	Fecal		CFU/100 mL	200	283.2	86400	-	12,014.0
5439000	10/26/2000	12	12	0.2020	2.45	7645	64.7991%	Fecal		CFU/100 mL	200	283.2	86400	-	12,014.0
5439000	10/27/2000	12	12	0.2020	2.45	7645	64.7991%	Fecal		CFU/100 mL	200	283.2	86400	-	12,014.0
5439000	11/3/2000	12	12	0.2020	2.45	7645	64.7991%	Fecal		CFU/100 mL	200	283.2	86400	-	12,014.0
5439000	11/4/2000	12	12	0.2020	2.45	7645	64.7991%	Fecal		CFU/100 mL	200	283.2	86400	-	12,014.0
5439000	12/11/2000	12	12	0.2020	2.45	7645	64.7991%	Fecal		CFU/100 mL	200	283.2	86400	-	12,014.0
5439000	1/14/2001	12	12	0.2020	2.45	7645	64.7991%	Fecal		CFU/100 mL	200	283.2	86400	-	12,014.0
5439000	1/20/2001	12	12	0.2020	2.45	7645	64.7991%	Fecal		CFU/100 mL	200	283.2	86400	-	12,014.0
5439000	7/6/2001	12	12	0.2020	2.45	7645	64.7991%	Fecal		CFU/100 mL	200	283.2	86400	-	12,014.0
5439000	7/7/2001	12	12	0.2020	2.45	7645	64.7991%	Fecal		CFU/100 mL	200	283.2	86400	-	12,014.0
5439000	1/2/2002	12	12	0.2020	2.45	7645	64.7991%	Fecal		CFU/100 mL	200	283.2	86400	-	12,014.0
5439000	6/23/2003	12	12	0.2020	2.45	7645	64.7991%	Fecal		CFU/100 mL	200	283.2	86400	-	12,014.0
5439000	2/1/2011	12	12	0.2020	2.45	7645	64.7991%	Fecal		CFU/100 mL	200	283.2	86400	-	12,014.0
5439000	2/12/2011	12	12	0.2020	2.45	7645	64.7991%	Fecal		CFU/100 mL	200	283.2	86400	-	12,014.0
5439000	2/3/2013	12	12	0.2020	2.45	7645	64.7991%	Fecal		CFU/100 mL	200	283.2	86400	-	12,014.0
5439000	2/24/2013	12	12	0.2020	2.45	7645	64.7991%	Fecal		CFU/100 mL	200	283.2	86400	-	12,014.0
5439000	1/14/2014	12	12	0.2020	2.45	7645	64.7991%	Fecal		CFU/100 mL	200	283.2	86400	-	12,014.0
5439000	11/19/2016	12	12	0.2020	2.45	7645	64.7991%	Fecal		CFU/100 mL	200	283.2	86400	-	12,014.0
5439000	7/25/2020	12	12	0.2020	2.45	7645	64.7991%	Fecal		CFU/100 mL	200	283.2	86400	-	12,014.0
5439000	1/15/2021	12	12	0.2020	2.45	7645	64.7991%	Fecal		CFU/100 mL	200	283.2	86400	-	12,014.0
5439000	10/30/2021	12	12	0.2020	2.45	7645	64.7991%	Fecal		CFU/100 mL	200	283.2	86400	-	12,014.0
5439000	5/7/2005	11.9	11.9	0.2020	2.43	7698	65.2483%	Fecal		CFU/100 mL	200	283.2	86400	-	11,915.1
5439000	9/23/2006	11.9	11.9	0.2020	2.43	7698	65.2483%	Fecal		CFU/100 mL	200	283.2	86400	-	11,915.1
5439000	10/17/2006	11.9	11.9	0.2020	2.43	7698	65.2483%	Fecal		CFU/100 mL	200	283.2	86400	-	11,915.1
5439000	10/20/2007	11.9	11.9	0.2020	2.43	7698	65.2483%	Fecal		CFU/100 mL	200	283.2	86400	-	11,915.1
5439000	10/17/2009	11.9	11.9	0.2020	2.43	7698	65.2483%	Fecal		CFU/100 mL	200	283.2	86400	-	11,915.1
5439000	12/7/2014	11.9	11.9	0.2020	2.43	7698	65.2483%	Fecal		CFU/100 mL	200	283.2	86400	-	11,915.1
5439000	12/23/2014	11.9	11.9	0.2020	2.43	7698	65.2483%	Fecal		CFU/100 mL	200	283.2	86400	-	11,915.1
5439000	8/18/2015	11.9	11.9	0.2020	2.43	7698	65.2483%	Fecal		CFU/100 mL	200	283.2	86400	-	11,915.1
5439000	9/5/2016	11.9	11.9	0.2020	2.43	7698	65.2483%	Fecal		CFU/100 mL	200	283.2	86400	-	11,915.1
5439000	8/13/2017	11.9	11.9	0.2020	2.43	7698	65.2483%	Fecal		CFU/100 mL	200	283.2	86400	-	11,915.1
5439000	2/2/2018	11.9	11.9	0.2020	2.43	7698	65.2483%	Fecal		CFU/100 mL	200	283.2	86400	-	11,915.1
5439000	11/11/2020	11.9	11.9	0.2020	2.43	7698	65.2483%	Fecal		CFU/100 mL	200	283.2	86400	-	11,915.1
5439000	7/23/1994	11.8	11.8	0.2020	2.41	7710	65.3501%	Fecal		CFU/100 mL	200	283.2	86400	-	11,816.2
5439000	10/12/2001	11.8	11.8	0.2020	2.41	7710	65.3501%	Fecal		CFU/100 mL	200	283.2	86400	-	11,816.2
5439000	11/13/2001	11.8	11.8	0.2020	2.41	7710	65.3501%	Fecal		CFU/100 mL	200	283.2	86400	-	11,816.2
5439000	1/14/2002	11.8	11.8	0.2020	2.41	7710	65.3501%	Fecal		CFU/100 mL	200	283.2	86400	-	11,816.2
5439000	5/6/2005	11.8	11.8	0.2020	2.41	7710	65.3501%	Fecal		CFU/100 mL	200	283.2	86400	-	11,816.2
5439000	7/30/2014	11.8	11.8	0.2020	2.41	7710	65.3501%	Fecal		CFU/100 mL	200	283.2	86400	-	11,816.2
5439000	11/7/2015	11.8	11.8	0.2020	2.41	7710	65.3501%	Fecal		CFU/100 mL	200	283.2	86400	-	11,816.2
5439000	1/16/2021	11.8	11.8	0.2020	2.41	7710	65.3501%	Fecal		CFU/100 mL	200	283.2	86400	-	11,816.2
5439000	5/16/1994	11.7	11.7	0.2020	2.39	7718	65.4179%	Fecal		CFU/100 mL	200	283.2	86400	-	11,717.4
5439000	1/12/2002	11.7	11.7	0.2020	2.39	7718	65.4179%	Fecal		CFU/100 mL	200	283.2	86400	-	11,717.4
5439000	12/2/2004	11.7	11.7	0.2020	2.39	7718	65.4179%	Fecal		CFU/100 mL	200	283.2	86400	-	11,717.4
5439000	7/9/2008	11.7	11.7	0.2020	2.39	7718	65.4179%	Fecal		CFU/100 mL	200	283.2	86400	-	11,717.4
5439000	12/11/2014	11.7	11.7	0.2020	2.39	7718	65.4179%	Fecal		CFU/100 mL	200	283.2	86400	-	11,717.4
5439000	8/6/2015	11.7	11.7	0.2020	2.39	7718	65.4179%	Fecal		CFU/100 mL	200	283.2	86400	-	11,717.4
5439000	2/12/2018	11.7	11.7	0.2020	2.39	7718	65.4179%	Fecal		CFU/100 mL	200	283.2	86400	-	11,717.4
5439000	4/29/2018	11.7	11.7	0.2020	2.39	7718	65.4179%	Fecal		CFU/100 mL	200	283.2	86400	-	11,717.4
5439000	7/27/2020	11.7	11.7	0.2020	2.39	7718	65.4179%	Fecal		CFU/100 mL	200	283.2	86400	-	11,717.4
5439000	1/3/2021	11.7	11.7	0.2020	2.39	7718	65.4179%	Fecal		CFU/100 mL	200	283.2	86400	-	11,717.4
5439000	9/25/1994	11.6	11.6	0.2020	2.37	7728	65.5026%	Fecal		CFU/100 mL	200	283.2	86400	-	11,618.5
5439000	10/14/2007	11.6	11.6	0.2020	2.37	7728	65.5026%	Fecal		CFU/100 mL	200	283.2	86400	-	11,618.5
5439000	9/6/2018	11.6	11.6	0.2020	2.37	7728	65.5026%	Fecal		CFU/100 mL	200	283.2	86400	-	11,618.5
5439000	2/13/2022	11.6	11.6	0.2020	2.37	7728	65.5026%	Fecal		CFU/100 mL	200	283.2	86400	-	11,618.5
5439000	7/10/2002	11.5	11.5	0.2020	2.35	7732	65.5365%	Fecal		CFU/100 mL	200	283.2	86400	-	11,519.7
5439000	6/29/2003	11.5	11.5	0.2020	2.35	7732	65.5365%	Fecal		CFU/100 mL	200	283.2	86400	-	11,519.7
5439000	7/18/2004	11.5	11.5	0.2020	2.35	7732	65.5365%	Fecal		CFU/100 mL	200	283.2	86400	-	11,519.7
5439000	5/5/2005	11.5	11.5	0.2020	2.35	7732	65.5365%	Fecal		CFU/100 mL	200	283.2	86400	-	11,519.7
5439000	5/9/2005	11.5	11.5	0.2020	2.35	7732	65.5365%	Fecal		CFU/100 mL	200	283.2	86400	-	11,519.7
5439000	5/31/2005	11.5	11.5	0.2020	2.35	7732	65.5365%	Fecal		CFU/100 mL	200	283.2	86400	-	11,519.7
5439000	3/21/2006	11.5	11.5	0.2020	2.35	7732	65.5365%	Fecal		CFU/100 mL	200	283.2	86400	-	11,519.7
5439000	8/20/2010	11.5	11.5	0.2020	2.35	7732	65.5365%	Fecal		CFU/100 mL	200	283.2	86400	-	11,519.7
5439000	8/13/2011	11.5	11.5	0.2020	2.35	7732	65.5365%	Fecal		CFU/100 mL	200	283.2	86400	-	11,519.7
5439000	8/1/2016	11.5	11.5	0.2020	2.35	7732	65.5365%	Fecal		CFU/100 mL	200	283.2	86400	-	11,519.7
5439000	8/25/2016	11.5	11.5	0.2020	2.35	7732	65.5365%	Fecal		CFU/100 mL	200	283.2	86400	-	11,519.7
5439000	12/27/2017	11.5	11.5	0.2020	2.35	7732	65.5365%	Fecal		CFU/100 mL	200	283.2	86400	-	11,519.7
5439000	10/29/2018	11.5	11.5	0.2020	2.35	7732	65.5365%	Fecal		CFU/100 mL	200	283.2	86400	-	11,519.7
5439000	11/21/2018	11.5	11.5	0.2020	2.35	7732	65.5365%	Fecal		CFU/100 mL	200	283.2	86400	-	11,519.7
5439000	6/28/2003	11.4	11.4	0.2020	2.33	7746	65.6552%	Fecal		CFU/100 mL	200	283.2	86400	-	11,420.8
5439000	1/4/2005	11.4	11.4	0.2020	2.33	7746	65.6552%	Fecal		CFU/100 mL	200	283.2	86400	-	11,420.8
5439000	8/23/2013	11.4	11.4	0.2020	2.33	7746	65.6552%	Fecal		CFU/100 mL	200	283.2	86400	-	11,420.8
5439000	12/24/2014	11.4	11.4	0.2020	2.33	7746	65.6552%	Fecal		CFU/100 mL	200	283.2	86400	-	11,420.8
5439000	10/28/2018	11.4	11.4	0.2020	2.33	7746	65.6552%	Fecal		CFU/100 mL	200	283.2	86400	-	11,420.8

Gage ID	Date	Discharge (CFS)	Gage Discharge (less Surrogate NPDES) (CFS)	Watershed Area Ratio	Calculated flow (CFS)	Rank	Flow Exceedance %	Parameter	Results	Units (mg or micro_gram	Limit/Standard	100mL/CF	sec/day	Actual Load (million colonies/day)	Allowable Load (million colonies/day)
5439000	11/2/2018	11.4	11.4	0.2020	2.33	7746	65.6552%	Fecal		CFU/100 mL	200	283.2	86400	-	11,420.8
5439000	11/12/2001	11.3	11.3	0.2020	2.31	7752	65.7061%	Fecal		CFU/100 mL	200	283.2	86400	-	11,322.0
5439000	7/22/2004	11.3	11.3	0.2020	2.31	7752	65.7061%	Fecal		CFU/100 mL	200	283.2	86400	-	11,322.0
5439000	5/8/2005	11.3	11.3	0.2020	2.31	7752	65.7061%	Fecal		CFU/100 mL	200	283.2	86400	-	11,322.0
5439000	7/11/2006	11.3	11.3	0.2020	2.31	7752	65.7061%	Fecal		CFU/100 mL	200	283.2	86400	-	11,322.0
5439000	10/5/2007	11.3	11.3	0.2020	2.31	7752	65.7061%	Fecal		CFU/100 mL	200	283.2	86400	-	11,322.0
5439000	8/1/2011	11.3	11.3	0.2020	2.31	7752	65.7061%	Fecal		CFU/100 mL	200	283.2	86400	-	11,322.0
5439000	10/24/2011	11.3	11.3	0.2020	2.31	7752	65.7061%	Fecal		CFU/100 mL	200	283.2	86400	-	11,322.0
5439000	12/25/2014	11.3	11.3	0.2020	2.31	7752	65.7061%	Fecal		CFU/100 mL	200	283.2	86400	-	11,322.0
5439000	2/8/2018	11.3	11.3	0.2020	2.31	7752	65.7061%	Fecal		CFU/100 mL	200	283.2	86400	-	11,322.0
5439000	2/9/2018	11.3	11.3	0.2020	2.31	7752	65.7061%	Fecal		CFU/100 mL	200	283.2	86400	-	11,322.0
5439000	2/10/2018	11.3	11.3	0.2020	2.31	7752	65.7061%	Fecal		CFU/100 mL	200	283.2	86400	-	11,322.0
5439000	2/11/2018	11.3	11.3	0.2020	2.31	7752	65.7061%	Fecal		CFU/100 mL	200	283.2	86400	-	11,322.0
5439000	10/27/2018	11.3	11.3	0.2020	2.31	7752	65.7061%	Fecal		CFU/100 mL	200	283.2	86400	-	11,322.0
5439000	10/25/2020	11.3	11.3	0.2020	2.31	7752	65.7061%	Fecal		CFU/100 mL	200	283.2	86400	-	11,322.0
5439000	6/22/1994	11.2	11.2	0.2020	2.29	7766	65.8247%	Fecal		CFU/100 mL	200	283.2	86400	-	11,223.1
5439000	11/17/2001	11.2	11.2	0.2020	2.29	7766	65.8247%	Fecal		CFU/100 mL	200	283.2	86400	-	11,223.1
5439000	1/23/2002	11.2	11.2	0.2020	2.29	7766	65.8247%	Fecal		CFU/100 mL	200	283.2	86400	-	11,223.1
5439000	2/9/2002	11.2	11.2	0.2020	2.29	7766	65.8247%	Fecal		CFU/100 mL	200	283.2	86400	-	11,223.1
5439000	7/5/2003	11.2	11.2	0.2020	2.29	7766	65.8247%	Fecal		CFU/100 mL	200	283.2	86400	-	11,223.1
5439000	10/6/2007	11.2	11.2	0.2020	2.29	7766	65.8247%	Fecal		CFU/100 mL	200	283.2	86400	-	11,223.1
5439000	10/19/2009	11.2	11.2	0.2020	2.29	7766	65.8247%	Fecal		CFU/100 mL	200	283.2	86400	-	11,223.1
5439000	10/20/2009	11.2	11.2	0.2020	2.29	7766	65.8247%	Fecal		CFU/100 mL	200	283.2	86400	-	11,223.1
5439000	7/20/2011	11.2	11.2	0.2020	2.29	7766	65.8247%	Fecal		CFU/100 mL	200	283.2	86400	-	11,223.1
5439000	10/2/2011	11.2	11.2	0.2020	2.29	7766	65.8247%	Fecal		CFU/100 mL	200	283.2	86400	-	11,223.1
5439000	9/4/2018	11.2	11.2	0.2020	2.29	7766	65.8247%	Fecal		CFU/100 mL	200	283.2	86400	-	11,223.1
5439000	10/26/2018	11.2	11.2	0.2020	2.29	7766	65.8247%	Fecal		CFU/100 mL	200	283.2	86400	-	11,223.1
5439000	8/13/2019	11.2	11.2	0.2020	2.29	7766	65.8247%	Fecal		CFU/100 mL	200	283.2	86400	-	11,223.1
5439000	5/25/1994	11.1	11.1	0.2020	2.27	7779	65.9349%	Fecal		CFU/100 mL	200	283.2	86400	-	11,124.3
5439000	11/19/2001	11.1	11.1	0.2020	2.27	7779	65.9349%	Fecal		CFU/100 mL	200	283.2	86400	-	11,124.3
5439000	1/24/2002	11.1	11.1	0.2020	2.27	7779	65.9349%	Fecal		CFU/100 mL	200	283.2	86400	-	11,124.3
5439000	10/9/2007	11.1	11.1	0.2020	2.27	7779	65.9349%	Fecal		CFU/100 mL	200	283.2	86400	-	11,124.3
5439000	6/21/2012	11.1	11.1	0.2020	2.27	7779	65.9349%	Fecal		CFU/100 mL	200	283.2	86400	-	11,124.3
5439000	2/28/2013	11.1	11.1	0.2020	2.27	7779	65.9349%	Fecal		CFU/100 mL	200	283.2	86400	-	11,124.3
5439000	7/24/2013	11.1	11.1	0.2020	2.27	7779	65.9349%	Fecal		CFU/100 mL	200	283.2	86400	-	11,124.3
5439000	12/12/2014	11.1	11.1	0.2020	2.27	7779	65.9349%	Fecal		CFU/100 mL	200	283.2	86400	-	11,124.3
5439000	12/26/2014	11.1	11.1	0.2020	2.27	7779	65.9349%	Fecal		CFU/100 mL	200	283.2	86400	-	11,124.3
5439000	11/23/2018	11.1	11.1	0.2020	2.27	7779	65.9349%	Fecal		CFU/100 mL	200	283.2	86400	-	11,124.3
5439000	9/9/2019	11.1	11.1	0.2020	2.27	7779	65.9349%	Fecal	134	CFU/100 mL	200	283.2	86400	7,453	11,124.3
5439000	9/9/1990	11	11	0.2020	2.25	7790	66.0281%	Fecal		CFU/100 mL	200	283.2	86400	-	11,025.4
5439000	7/22/1991	11	11	0.2020	2.25	7790	66.0281%	Fecal		CFU/100 mL	200	283.2	86400	-	11,025.4
5439000	9/5/1991	11	11	0.2020	2.25	7790	66.0281%	Fecal		CFU/100 mL	200	283.2	86400	-	11,025.4
5439000	6/19/1992	11	11	0.2020	2.25	7790	66.0281%	Fecal		CFU/100 mL	200	283.2	86400	-	11,025.4
5439000	8/5/1992	11	11	0.2020	2.25	7790	66.0281%	Fecal		CFU/100 mL	200	283.2	86400	-	11,025.4
5439000	10/21/1992	11	11	0.2020	2.25	7790	66.0281%	Fecal		CFU/100 mL	200	283.2	86400	-	11,025.4
5439000	10/13/1994	11	11	0.2020	2.25	7790	66.0281%	Fecal		CFU/100 mL	200	283.2	86400	-	11,025.4
5439000	7/25/1995	11	11	0.2020	2.25	7790	66.0281%	Fecal		CFU/100 mL	200	283.2	86400	-	11,025.4
5439000	8/19/1995	11	11	0.2020	2.25	7790	66.0281%	Fecal		CFU/100 mL	200	283.2	86400	-	11,025.4
5439000	10/7/1995	11	11	0.2020	2.25	7790	66.0281%	Fecal		CFU/100 mL	200	283.2	86400	-	11,025.4
5439000	12/20/1995	11	11	0.2020	2.25	7790	66.0281%	Fecal		CFU/100 mL	200	283.2	86400	-	11,025.4
5439000	12/21/1995	11	11	0.2020	2.25	7790	66.0281%	Fecal		CFU/100 mL	200	283.2	86400	-	11,025.4
5439000	1/15/1996	11	11	0.2020	2.25	7790	66.0281%	Fecal		CFU/100 mL	200	283.2	86400	-	11,025.4
5439000	3/5/1996	11	11	0.2020	2.25	7790	66.0281%	Fecal		CFU/100 mL	200	283.2	86400	-	11,025.4
5439000	3/6/1996	11	11	0.2020	2.25	7790	66.0281%	Fecal		CFU/100 mL	200	283.2	86400	-	11,025.4
5439000	3/13/1996	11	11	0.2020	2.25	7790	66.0281%	Fecal		CFU/100 mL	200	283.2	86400	-	11,025.4
5439000	9/7/1996	11	11	0.2020	2.25	7790	66.0281%	Fecal		CFU/100 mL	200	283.2	86400	-	11,025.4
5439000	7/10/1997	11	11	0.2020	2.25	7790	66.0281%	Fecal		CFU/100 mL	200	283.2	86400	-	11,025.4
5439000	8/16/1997	11	11	0.2020	2.25	7790	66.0281%	Fecal		CFU/100 mL	200	283.2	86400	-	11,025.4
5439000	8/8/1998	11	11	0.2020	2.25	7790	66.0281%	Fecal		CFU/100 mL	200	283.2	86400	-	11,025.4
5439000	12/29/1998	11	11	0.2020	2.25	7790	66.0281%	Fecal		CFU/100 mL	200	283.2	86400	-	11,025.4
5439000	1/20/1999	11	11	0.2020	2.25	7790	66.0281%	Fecal		CFU/100 mL	200	283.2	86400	-	11,025.4
5439000	7/14/1999	11	11	0.2020	2.25	7790	66.0281%	Fecal		CFU/100 mL	200	283.2	86400	-	11,025.4
5439000	10/8/1999	11	11	0.2020	2.25	7790	66.0281%	Fecal		CFU/100 mL	200	283.2	86400	-	11,025.4
5439000	8/12/2000	11	11	0.2020	2.25	7790	66.0281%	Fecal		CFU/100 mL	200	283.2	86400	-	11,025.4
5439000	10/21/2000	11	11	0.2020	2.25	7790	66.0281%	Fecal		CFU/100 mL	200	283.2	86400	-	11,025.4
5439000	10/22/2000	11	11	0.2020	2.25	7790	66.0281%	Fecal		CFU/100 mL	200	283.2	86400	-	11,025.4
5439000	10/24/2000	11	11	0.2020	2.25	7790	66.0281%	Fecal		CFU/100 mL	200	283.2	86400	-	11,025.4
5439000	10/25/2000	11	11	0.2020	2.25	7790	66.0281%	Fecal		CFU/100 mL	200	283.2	86400	-	11,025.4
5439000	10/28/2000	11	11	0.2020	2.25	7790	66.0281%	Fecal		CFU/100 mL	200	283.2	86400	-	11,025.4
5439000	12/17/2000	11	11	0.2020	2.25	7790	66.0281%	Fecal		CFU/100 mL	200	283.2	86400	-	11,025.4
5439000	1/21/2001	11	11	0.2020	2.25	7790	66.0281%	Fecal		CFU/100 mL	200	283.2	86400	-	11,025.4
5439000	7/8/2001	11	11	0.2020	2.25	7790	66.0281%	Fecal		CFU/100 mL	200	283.2	86400	-	11,025.4
5439000	12/16/2004	11	11	0.2020	2.25	7790	66.0281%	Fecal		CFU/100 mL	200	283.2	86400	-	11,025.4
5439000	12/31/2004	11	11	0.2020	2.25	7790	66.0281%	Fecal		CFU/100 mL	200	283.2	86400	-	11,025.4
5439000	10/28/2006	11	11	0.2020	2.25	7790	66.0281%	Fecal		CFU/100 mL	200	283.2	86400	-	11,025.4
5439000	2/5/2009	11	11	0.2020	2.25	7790	66.0281%	Fecal		CFU/100 mL	200	283.2	86400	-	11,025.4
5439000	10/18/2009	11	11	0.2020	2.25	7790	66.0281%	Fecal		CFU/100 mL	200	283.2	86400	-	11,025.4
5439000	7/22/2010	11	11	0.2020	2.25	7790	66.0281%	Fecal		CFU/100 mL	200	283.2	86400	-	11,025.4
5439000	6/7/2014	11	11	0.2020	2.25	7790	66.0281%	Fecal		CFU/100 mL	200	283.2	86400	-	11,025.4
5439000	7/9/2017	11	11	0.2020	2.25	7790	66.0281%	Fecal		CFU/100 mL	200	283.2	86400	-	11,025.4
5439000	10/3/2018	11	11	0.2020	2.25	7790	66.0281%	Fecal		CFU/100 mL	200	283.2	86400	-	11,025.4
5439000	7/28/2019	11	11	0.2020	2.25	7790	66.0281%	Fecal		CFU/100 mL	200	283.2	86400	-	11,025.4
5439000	12/23/2020	11	11	0.2020	2.25	7790	66.0281%	Fecal		CFU/100 mL	200	283.2	86400	-	11,025.4
5439000	3/19/2003	10.9	10.9	0.2020	2.23	7834	66.4011%	Fecal		CFU/100 mL	200	283.2	86400	-	10,926.6
5439000	5/10/2005	10.9	10.9	0.2020	2.23	7834	66.4011%	Fecal		CFU/100 mL	200	283.2	86400	-	10,926.6
5439000	1/30/2007	10.9	10.9	0.2020	2.23	7834	66.4011%	Fecal		CFU/100 mL	200	283.2	86400	-	10,926.6
5439000	2/6/2007	10.9	10.9	0.2020	2.23	7834	66.4011%	Fecal		CFU/100 mL	200	283.2	86400	-	10,926.6
5439000	2/8/2007	10.9	10.9	0.2020	2.23	7834	66.4011%	Fecal		CFU/100 mL	200	283.2	86400	-	10,926.6
5439000	2/10/2007	10.9	10.9	0.2020	2.23	7834	66.4011%	Fecal		CFU/100 mL	200	283.2	86400	-	10,926.6
5439000	2/11/2007	10.9	10.9	0.2020	2.23	7834	66.4011%	Fecal		CFU/100 mL	200	283.2	86400	-	10,926.6
5439000	2/18/2007	10.9	10.9	0.2020	2.23	7834	66.4011%	Fecal		CFU/100 mL	200	283.2	86400	-	10,926.6
5439000	2/19/2007	10.9	10.9	0.2020	2.23	7834	66.4011%	Fecal		CFU/100 mL	200	283.2	86400	-	10,926.6
5439000	2/21/2007	10.9	10.9	0.2020	2.23	7834	66.4011%	Fecal		CFU/100 mL	200	283.2	86400	-	10,926.6
5439000	2/22/2007	10.9	10.9	0.2020	2.23	7834	66.4011%	Fecal		CFU/100 mL	200	283.2	86400	-	10,926.6
5439000	2/23/2007	10.9	10.9	0.2020	2.23	7834	66.4011%	Fecal		CFU/100 mL	200	283.2	86400	-	10,926.6
5439000	10/8/2007	10.9	10.9	0.2020	2.23	7834	66.4011%	Fecal		CFU/100 mL	200	283.2	86400	-	10,926.6
5439000	9/7/2009	10.9	10.9	0.2020	2.23	7834	66.4011%	Fecal		CFU/100 mL	200	283.2	86400	-	10,926.6
5439000	9/14/2014	10.9	10.9	0.2020	2.23	7834	66.4011%	Fecal		CFU/100 mL	200	283.2	86400	-	10,926.6
5439000	10/29/2014	10.9	10.9	0.2020	2.23	7834	66.4011%	Fecal		CFU/100 mL	200	283.2	86400	-	10,926.6
5439000	12/29/2017	10.9	10.9	0.2020	2.23	7834	66.4011%	Fecal		CFU/100 mL	200	283.2	86400	-	10,926.6
5439000	10/30/2018	10.9	10.9	0.2020	2.23	7834	66.4011%	Fecal		CFU/100 mL	200	283.2	86400	-	10,926.6
5439000	7/26/2020	10.9	10.9	0.2020	2.23	7834	66.4011%	Fecal		CFU/100 mL	200	283.2	86400	-	10,926.6
5439000	1/17/2021	10.9	10.9	0.2020	2.23	7834	66.4011%	Fecal		CFU/100 mL	200	283.2	86400	-	10,926.6
5439000	10/18/2001	10.8	10.8	0.2020	2.21	7854	66.5706%	Fecal		CFU/100 mL	200	283.2	86400	-	10,827.7
5439000	1/15/2002	10.8	10.8	0.2020	2.21	7854	66.5706%	Fecal		CFU/100 mL	200	283.2	86400	-	10,827.7
5439000	7/11/2002	10.8	10.8	0.2020	2.21	7854	66.5706%	Fecal		CFU/100 mL	200	283.2	86400	-	10,827.7
5439000	6/24/2003	10.8	10.8	0.2020	2.21	7854	66.5706%	Fecal		CFU/100 mL	200	283.2	86400	-	10,827.7
5439000	6/1/2005	10.8	10.8	0.2020	2.21	7854	66.5706%	Fecal		CFU/100 mL	200	283.2	86400	-	10,827.7
5439000	7/30/2009	10.8	10.8	0.2020	2.21	7854	66.5706%	Fecal		CFU/100 mL	200	283.2	86400	-	10,827.7
5439000	12/27/2014	10.8	10.8	0.2020	2.21	7854	66.5706%	Fecal		CFU/100 mL	200	283.2	86400	-	10,827.7
5439000	11/13/2015	10.8	10.8	0.2020	2.21	7854	66.5706%	Fecal		CFU/100 mL	200	283.2	86400	-	10,827.7
5439000	8/1/1994	10.7	10.7	0.2020	2.19	7862	66.6384%	Fecal		CFU/100 mL	200	283.2	86400	-	10,728.8
5439000	8/26/1994	10.7	10.7	0.2020	2.19	7862	66.6384%	Fecal		CFU/100 mL	200	283.2	86400	-	10,728.8
5439000	6/25/2003	10.7	10.7	0.2020	2.19	7862	66.6384%	Fecal		CFU/100 mL	200	283.2	86400	-	10,728.8
5439000	6/27/2003	10.7	10.7	0.2020	2.19	7862	66.6384%	Fecal		CFU/100 mL	200	283.2	86400	-	10,728.8
5439000	12/19/2003	10.7	10.7	0.2020	2.19	7862	66.6384%	Fecal		CFU/100 mL	200	283.2	86400	-	10,728.8
5439000	10/30/2004	10.7	10.7	0.2020	2.19	7862	66.6384%	Fecal		CFU/100 mL	200	283.2	86400	-	10,728.8
5439000	10/7/2007	10.7	10.7	0.2020	2.19	7862	66.6384%	Fecal		CFU/100 mL	200	283.2	86400	-	10,728.8
5439000	7/6/2008	10.7	10.7	0.2020	2.19	7862	66.6384%	Fecal		CFU/100 mL	200	283.2	86400	-	10,728.8
5439000	2/27/2013	10.7	10.7	0.2020	2.19	7862	66.6384%	Fecal		CFU/100 mL	200	283.2	86400	-	10,728.8
5439000	10/25/2018	10.7	10.7	0.2020	2.19	7862	66.6384%	Fecal		CFU/100 mL	200	283.2	86400	-	10,728.8
5439000	11/22/2018	10.7	10.7	0.2020	2.19	7862	66.6384%	Fecal		CFU/100 mL	200	283.2	86400	-	10,728.8
5439000	12/5/2020	10.7	10.7	0.2020	2.19	7862	66.6384%	Fecal		CFU/100 mL	200	283.2	86400	-	10,728.8
5439000	8/17/1994	10.6	10.6	0.2020	2.17	7874	66.7401%	Fecal		CFU/100 mL	200	283.2	86400	-	10,630.0
5439000	8/18/1994	10.6	10.6	0.2020	2.17	7874	66.7401%	Fecal		CFU/100 mL	200	283.2	86400	-	10,630.0

Gage ID	Date	Discharge (CFS)	Gage Discharge (less Surrogate NPDES) (CFS)	Watershed Area Ratio	Calculated flow (CFS)	Rank	Flow Exceedance %	Parameter	Results	Units (mg or micro_gram	Limit/Standard	100mL/CF	sec/day	Actual Load (million colonies/day)	Allowable Load (million colonies/day)
5439000	11/18/2001	10.6	10.6	0.2020	2.17	7874	66.7401%	Fecal		CFU/100 mL	200	283.2	86400	-	10,630.0
5439000	3/12/2003	10.6	10.6	0.2020	2.17	7874	66.7401%	Fecal		CFU/100 mL	200	283.2	86400	-	10,630.0
5439000	6/7/2005	10.6	10.6	0.2020	2.17	7874	66.7401%	Fecal		CFU/100 mL	200	283.2	86400	-	10,630.0
5439000	3/31/2006	10.6	10.6	0.2020	2.17	7874	66.7401%	Fecal		CFU/100 mL	200	283.2	86400	-	10,630.0
5439000	8/21/2010	10.6	10.6	0.2020	2.17	7874	66.7401%	Fecal		CFU/100 mL	200	283.2	86400	-	10,630.0
5439000	8/10/2014	10.6	10.6	0.2020	2.17	7874	66.7401%	Fecal		CFU/100 mL	200	283.2	86400	-	10,630.0
5439000	12/28/2014	10.6	10.6	0.2020	2.17	7874	66.7401%	Fecal		CFU/100 mL	200	283.2	86400	-	10,630.0
5439000	9/11/2015	10.6	10.6	0.2020	2.17	7874	66.7401%	Fecal		CFU/100 mL	200	283.2	86400	-	10,630.0
5439000	9/1/2018	10.6	10.6	0.2020	2.17	7874	66.7401%	Fecal		CFU/100 mL	200	283.2	86400	-	10,630.0
5439000	10/5/2001	10.5	10.5	0.2020	2.15	7885	66.8334%	Fecal		CFU/100 mL	200	283.2	86400	-	10,531.1
5439000	11/20/2001	10.5	10.5	0.2020	2.15	7885	66.8334%	Fecal		CFU/100 mL	200	283.2	86400	-	10,531.1
5439000	10/12/2007	10.5	10.5	0.2020	2.15	7885	66.8334%	Fecal		CFU/100 mL	200	283.2	86400	-	10,531.1
5439000	10/9/2009	10.5	10.5	0.2020	2.15	7885	66.8334%	Fecal		CFU/100 mL	200	283.2	86400	-	10,531.1
5439000	11/5/2011	10.5	10.5	0.2020	2.15	7885	66.8334%	Fecal		CFU/100 mL	200	283.2	86400	-	10,531.1
5439000	6/22/2012	10.5	10.5	0.2020	2.15	7885	66.8334%	Fecal		CFU/100 mL	200	283.2	86400	-	10,531.1
5439000	3/9/2013	10.5	10.5	0.2020	2.15	7885	66.8334%	Fecal		CFU/100 mL	200	283.2	86400	-	10,531.1
5439000	8/24/2013	10.5	10.5	0.2020	2.15	7885	66.8334%	Fecal		CFU/100 mL	200	283.2	86400	-	10,531.1
5439000	7/17/2016	10.5	10.5	0.2020	2.15	7885	66.8334%	Fecal		CFU/100 mL	200	283.2	86400	-	10,531.1
5439000	7/31/2021	10.5	10.5	0.2020	2.15	7885	66.8334%	Fecal		CFU/100 mL	200	283.2	86400	-	10,531.1
5439000	1/31/2006	10.4	10.4	0.2020	2.13	7895	66.9181%	Fecal		CFU/100 mL	200	283.2	86400	-	10,432.3
5439000	2/5/2013	10.4	10.4	0.2020	2.13	7895	66.9181%	Fecal		CFU/100 mL	200	283.2	86400	-	10,432.3
5439000	8/31/2015	10.4	10.4	0.2020	2.13	7895	66.9181%	Fecal		CFU/100 mL	200	283.2	86400	-	10,432.3
5439000	8/14/2017	10.4	10.4	0.2020	2.13	7895	66.9181%	Fecal		CFU/100 mL	200	283.2	86400	-	10,432.3
5439000	8/19/2017	10.4	10.4	0.2020	2.13	7895	66.9181%	Fecal		CFU/100 mL	200	283.2	86400	-	10,432.3
5439000	2/5/2021	10.4	10.4	0.2020	2.13	7895	66.9181%	Fecal		CFU/100 mL	200	283.2	86400	-	10,432.3
5439000	1/25/2022	10.4	10.4	0.2020	2.13	7895	66.9181%	Fecal		CFU/100 mL	200	283.2	86400	-	10,432.3
5439000	1/26/2022	10.4	10.4	0.2020	2.13	7895	66.9181%	Fecal		CFU/100 mL	200	283.2	86400	-	10,432.3
5439000	5/17/1994	10.3	10.3	0.2020	2.11	7903	66.9859%	Fecal		CFU/100 mL	200	283.2	86400	-	10,333.4
5439000	5/26/1994	10.3	10.3	0.2020	2.11	7903	66.9859%	Fecal		CFU/100 mL	200	283.2	86400	-	10,333.4
5439000	6/8/2005	10.3	10.3	0.2020	2.11	7903	66.9859%	Fecal		CFU/100 mL	200	283.2	86400	-	10,333.4
5439000	11/28/2006	10.3	10.3	0.2020	2.11	7903	66.9859%	Fecal		CFU/100 mL	200	283.2	86400	-	10,333.4
5439000	9/8/2009	10.3	10.3	0.2020	2.11	7903	66.9859%	Fecal		CFU/100 mL	200	283.2	86400	-	10,333.4
5439000	10/14/2011	10.3	10.3	0.2020	2.11	7903	66.9859%	Fecal		CFU/100 mL	200	283.2	86400	-	10,333.4
5439000	12/29/2014	10.3	10.3	0.2020	2.11	7903	66.9859%	Fecal		CFU/100 mL	200	283.2	86400	-	10,333.4
5439000	8/7/2015	10.3	10.3	0.2020	2.11	7903	66.9859%	Fecal		CFU/100 mL	200	283.2	86400	-	10,333.4
5439000	11/20/2016	10.3	10.3	0.2020	2.11	7903	66.9859%	Fecal		CFU/100 mL	200	283.2	86400	-	10,333.4
5439000	10/1/2018	10.3	10.3	0.2020	2.11	7903	66.9859%	Fecal		CFU/100 mL	200	283.2	86400	-	10,333.4
5439000	7/30/2019	10.3	10.3	0.2020	2.11	7903	66.9859%	Fecal		CFU/100 mL	200	283.2	86400	-	10,333.4
5439000	1/24/2022	10.3	10.3	0.2020	2.11	7903	66.9859%	Fecal		CFU/100 mL	200	283.2	86400	-	10,333.4
5439000	1/25/2002	10.2	10.2	0.2020	2.09	7915	67.0876%	Fecal		CFU/100 mL	200	283.2	86400	-	10,234.6
5439000	6/2/2005	10.2	10.2	0.2020	2.09	7915	67.0876%	Fecal		CFU/100 mL	200	283.2	86400	-	10,234.6
5439000	7/8/2006	10.2	10.2	0.2020	2.09	7915	67.0876%	Fecal		CFU/100 mL	200	283.2	86400	-	10,234.6
5439000	12/4/2007	10.2	10.2	0.2020	2.09	7915	67.0876%	Fecal		CFU/100 mL	200	283.2	86400	-	10,234.6
5439000	7/31/2009	10.2	10.2	0.2020	2.09	7915	67.0876%	Fecal		CFU/100 mL	200	283.2	86400	-	10,234.6
5439000	9/17/2012	10.2	10.2	0.2020	2.09	7915	67.0876%	Fecal		CFU/100 mL	200	283.2	86400	-	10,234.6
5439000	7/31/2014	10.2	10.2	0.2020	2.09	7915	67.0876%	Fecal		CFU/100 mL	200	283.2	86400	-	10,234.6
5439000	7/16/2016	10.2	10.2	0.2020	2.09	7915	67.0876%	Fecal		CFU/100 mL	200	283.2	86400	-	10,234.6
5439000	8/21/2016	10.2	10.2	0.2020	2.09	7915	67.0876%	Fecal		CFU/100 mL	200	283.2	86400	-	10,234.6
5439000	7/25/2018	10.2	10.2	0.2020	2.09	7915	67.0876%	Fecal		CFU/100 mL	200	283.2	86400	-	10,234.6
5439000	11/3/2018	10.2	10.2	0.2020	2.09	7915	67.0876%	Fecal		CFU/100 mL	200	283.2	86400	-	10,234.6
5439000	8/6/2019	10.2	10.2	0.2020	2.09	7915	67.0876%	Fecal		CFU/100 mL	200	283.2	86400	-	10,234.6
5439000	2/26/2021	10.2	10.2	0.2020	2.09	7915	67.0876%	Fecal		CFU/100 mL	200	283.2	86400	-	10,234.6
5439000	10/12/2021	10.2	10.2	0.2020	2.09	7915	67.0876%	Fecal		CFU/100 mL	200	283.2	86400	-	10,234.6
5439000	8/23/1994	10.1	10.1	0.2020	2.07	7929	67.2063%	Fecal		CFU/100 mL	200	283.2	86400	-	10,135.7
5439000	11/23/2001	10.1	10.1	0.2020	2.07	7929	67.2063%	Fecal		CFU/100 mL	200	283.2	86400	-	10,135.7
5439000	2/2/2002	10.1	10.1	0.2020	2.07	7929	67.2063%	Fecal		CFU/100 mL	200	283.2	86400	-	10,135.7
5439000	2/8/2002	10.1	10.1	0.2020	2.07	7929	67.2063%	Fecal		CFU/100 mL	200	283.2	86400	-	10,135.7
5439000	10/10/2009	10.1	10.1	0.2020	2.07	7929	67.2063%	Fecal		CFU/100 mL	200	283.2	86400	-	10,135.7
5439000	11/7/2011	10.1	10.1	0.2020	2.07	7929	67.2063%	Fecal		CFU/100 mL	200	283.2	86400	-	10,135.7
5439000	6/6/2014	10.1	10.1	0.2020	2.07	7929	67.2063%	Fecal		CFU/100 mL	200	283.2	86400	-	10,135.7
5439000	8/7/2018	10.1	10.1	0.2020	2.07	7929	67.2063%	Fecal		CFU/100 mL	200	283.2	86400	-	10,135.7
5439000	2/12/2022	10.1	10.1	0.2020	2.07	7929	67.2063%	Fecal		CFU/100 mL	200	283.2	86400	-	10,135.7
5439000	7/8/1991	10	10	0.2020	2.05	7938	67.2826%	Fecal		CFU/100 mL	200	283.2	86400	-	10,036.9
5439000	7/12/1992	10	10	0.2020	2.05	7938	67.2826%	Fecal		CFU/100 mL	200	283.2	86400	-	10,036.9
5439000	7/15/1992	10	10	0.2020	2.05	7938	67.2826%	Fecal		CFU/100 mL	200	283.2	86400	-	10,036.9
5439000	10/22/1992	10	10	0.2020	2.05	7938	67.2826%	Fecal		CFU/100 mL	200	283.2	86400	-	10,036.9
5439000	7/27/1995	10	10	0.2020	2.05	7938	67.2826%	Fecal		CFU/100 mL	200	283.2	86400	-	10,036.9
5439000	12/22/1995	10	10	0.2020	2.05	7938	67.2826%	Fecal		CFU/100 mL	200	283.2	86400	-	10,036.9
5439000	1/12/1996	10	10	0.2020	2.05	7938	67.2826%	Fecal		CFU/100 mL	200	283.2	86400	-	10,036.9
5439000	1/13/1996	10	10	0.2020	2.05	7938	67.2826%	Fecal		CFU/100 mL	200	283.2	86400	-	10,036.9
5439000	3/7/1996	10	10	0.2020	2.05	7938	67.2826%	Fecal		CFU/100 mL	200	283.2	86400	-	10,036.9
5439000	10/6/1998	10	10	0.2020	2.05	7938	67.2826%	Fecal		CFU/100 mL	200	283.2	86400	-	10,036.9
5439000	12/30/1998	10	10	0.2020	2.05	7938	67.2826%	Fecal		CFU/100 mL	200	283.2	86400	-	10,036.9
5439000	12/7/1999	10	10	0.2020	2.05	7938	67.2826%	Fecal		CFU/100 mL	200	283.2	86400	-	10,036.9
5439000	7/28/2000	10	10	0.2020	2.05	7938	67.2826%	Fecal		CFU/100 mL	200	283.2	86400	-	10,036.9
5439000	8/13/2000	10	10	0.2020	2.05	7938	67.2826%	Fecal		CFU/100 mL	200	283.2	86400	-	10,036.9
5439000	8/18/2000	10	10	0.2020	2.05	7938	67.2826%	Fecal		CFU/100 mL	200	283.2	86400	-	10,036.9
5439000	9/27/2000	10	10	0.2020	2.05	7938	67.2826%	Fecal		CFU/100 mL	200	283.2	86400	-	10,036.9
5439000	10/23/2000	10	10	0.2020	2.05	7938	67.2826%	Fecal		CFU/100 mL	200	283.2	86400	-	10,036.9
5439000	11/2/2000	10	10	0.2020	2.05	7938	67.2826%	Fecal		CFU/100 mL	200	283.2	86400	-	10,036.9
5439000	12/12/2000	10	10	0.2020	2.05	7938	67.2826%	Fecal		CFU/100 mL	200	283.2	86400	-	10,036.9
5439000	12/16/2000	10	10	0.2020	2.05	7938	67.2826%	Fecal		CFU/100 mL	200	283.2	86400	-	10,036.9
5439000	1/11/2001	10	10	0.2020	2.05	7938	67.2826%	Fecal		CFU/100 mL	200	283.2	86400	-	10,036.9
5439000	1/12/2001	10	10	0.2020	2.05	7938	67.2826%	Fecal		CFU/100 mL	200	283.2	86400	-	10,036.9
5439000	1/13/2001	10	10	0.2020	2.05	7938	67.2826%	Fecal		CFU/100 mL	200	283.2	86400	-	10,036.9
5439000	7/9/2001	10	10	0.2020	2.05	7938	67.2826%	Fecal		CFU/100 mL	200	283.2	86400	-	10,036.9
5439000	12/17/2004	10	10	0.2020	2.05	7938	67.2826%	Fecal		CFU/100 mL	200	283.2	86400	-	10,036.9
5439000	6/3/2005	10	10	0.2020	2.05	7938	67.2826%	Fecal		CFU/100 mL	200	283.2	86400	-	10,036.9
5439000	3/22/2006	10	10	0.2020	2.05	7938	67.2826%	Fecal		CFU/100 mL	200	283.2	86400	-	10,036.9
5439000	10/13/2007	10	10	0.2020	2.05	7938	67.2826%	Fecal		CFU/100 mL	200	283.2	86400	-	10,036.9
5439000	2/2/2011	10	10	0.2020	2.05	7938	67.2826%	Fecal		CFU/100 mL	200	283.2	86400	-	10,036.9
5439000	2/11/2011	10	10	0.2020	2.05	7938	67.2826%	Fecal		CFU/100 mL	200	283.2	86400	-	10,036.9
5439000	8/14/2011	10	10	0.2020	2.05	7938	67.2826%	Fecal		CFU/100 mL	200	283.2	86400	-	10,036.9
5439000	8/27/2011	10	10	0.2020	2.05	7938	67.2826%	Fecal		CFU/100 mL	200	283.2	86400	-	10,036.9
5439000	11/6/2011	10	10	0.2020	2.05	7938	67.2826%	Fecal		CFU/100 mL	200	283.2	86400	-	10,036.9
5439000	11/24/2020	10	10	0.2020	2.05	7938	67.2826%	Fecal		CFU/100 mL	200	283.2	86400	-	10,036.9
5439000	12/12/2021	10	10	0.2020	2.05	7938	67.2826%	Fecal		CFU/100 mL	200	283.2	86400	-	10,036.9
5439000	3/28/2006	9.99	9.99	0.2020	2.05	7973	67.5793%	Fecal		CFU/100 mL	200	283.2	86400	-	10,027.0
5439000	10/10/2007	9.99	9.99	0.2020	2.05	7973	67.5793%	Fecal		CFU/100 mL	200	283.2	86400	-	10,027.0
5439000	8/4/2011	9.99	9.99	0.2020	2.05	7973	67.5793%	Fecal		CFU/100 mL	200	283.2	86400	-	10,027.0
5439000	8/11/2011	9.98	9.98	0.2020	2.05	7976	67.6047%	Fecal		CFU/100 mL	200	283.2	86400	-	10,017.1
5439000	1/12/2014	9.98	9.98	0.2020	2.05	7976	67.6047%	Fecal		CFU/100 mL	200	283.2	86400	-	10,017.1
5439000	8/10/2020	9.98	9.98	0.2020	2.05	7976	67.6047%	Fecal		CFU/100 mL	200	283.2	86400	-	10,017.1
5439000	10/23/2012	9.97	9.97	0.2020	2.04	7979	67.6301%	Fecal		CFU/100 mL	200	283.2	86400	-	10,007.2
5439000	12/30/2014	9.96	9.96	0.2020	2.04	7980	67.6386%	Fecal		CFU/100 mL	200	283.2	86400	-	9,997.3
5439000	11/21/2001	9.95	9.95	0.2020	2.04	7981	67.6471%	Fecal		CFU/100 mL	200	283.2	86400	-	9,987.4
5439000	10/11/2007	9.95	9.95	0.2020	2.04	7981	67.6471%	Fecal		CFU/100 mL	200	283.2	86400	-	9,987.4
5439000	6/9/2005	9.92	9.92	0.2020	2.03	7983	67.6640%	Fecal		CFU/100 mL	200	283.2	86400	-	9,957.8
5439000	12/6/2020	9.91	9.91	0.2020	2.03	7984	67.6725%	Fecal		CFU/100 mL	200	283.2	86400	-	9,947.9
5439000	7/6/1992	9.9	9.9	0.2020	2.03	7985	67.6810%	Fecal		CFU/100 mL	200	283.2	86400	-	9,938.0
5439000	7/11/1997	9.9	9.9	0.2020	2.03	7985	67.6810%	Fecal		CFU/100 mL	200	283.2	86400	-	9,938.0
5439000	12/31/1998	9.9	9.9	0.2020	2.03	7985	67.6810%	Fecal		CFU/100 mL	200	283.2	86400	-	9,938.0
5439000	10/29/2000	9.9	9.9	0.2020	2.03	7985	67.6810%	Fecal		CFU/100 mL	200	283.2	86400	-	9,938.0
5439000	1/22/2001	9.9	9.9	0.2020	2.03	7985	67.6810%	Fecal		CFU/100 mL	200	283.2	86400	-	9,938.0
5439000	9/25/2001	9.9	9.9	0.2020	2.03	7985	67.6810%	Fecal		CFU/100 mL	200	283.2	86400	-	9,938.0
5439000	9/5/2012	9.9	9.9	0.2020	2.03	7985	67.6810%	Fecal		CFU/100 mL	200	283.2	86400	-	9,938.0
5439000	11/19/2004	9.87	9.87	0.2020	2.02	7992	67.7403%	Fecal		CFU/100 mL	200	283.2	86400	-	9,908.4
5439000	11/8/2015	9.87	9.87	0.2020	2.02	7992	67.7403%	Fecal		CFU/100 mL	200	283.2	86400	-	9,908.4
5439000	1/4/2021	9.87	9.87	0.2020	2.02	7992	67.7403%	Fecal		CFU/100 mL	200	283.2	86400	-	9,908.4
5439000	1/23/2022	9.87	9.87	0.2020	2.02	7992	67.7403%	Fecal		CFU/100 mL	200	283.2	86400	-	9,908.4
5439000	10/26/2010	9.84	9.84	0.2020	2.02	7996	67.7742%	Fecal		CFU/100 mL	200	283.2	86400	-	9,878.7
5439000	11/25/2016	9.84	9.84	0.2020	2.02	7996	67.7742%	Fecal		CFU/100 mL	200	283.2	86400	-	9,878.7
5439000	8/15/2017	9.82	9.82	0.2020	2.01	7998	67.7912%	Fecal		CFU/100 mL	200	283.2	86400	-	9,858.9
5439000	10/13/1992	9.8	9.8	0.2020	2.01	7999	67.7996%	Fecal		CFU/100 mL	200	283.2	86400	-	9,839.2
5439000	10/18/1992	9.8	9.8	0.2020	2.01	7999	67.7996%	Fecal		CFU/100 mL	200	283.2	86400	-	9,839.2

Gage ID	Date	Discharge (CFS)	Gage Discharge (less Surrogate NPDES) (CFS)	Watershed Area Ratio	Calculated flow (CFS)	Rank	Flow Exceedance %	Parameter	Results	Units (mg or micro_gram	Limit/Standard	100mL/CF	sec/day	Actual Load (million colonies/day)	Allowable Load (million colonies/day)
5439000	10/14/1994	9.8	9.8	0.2020	2.01	7999	67.7996%	Fecal		CFU/100 mL	200	283.2	86400	-	9,839.2
5439000	10/15/1994	9.8	9.8	0.2020	2.01	7999	67.7996%	Fecal		CFU/100 mL	200	283.2	86400	-	9,839.2
5439000	1/11/1996	9.8	9.8	0.2020	2.01	7999	67.7996%	Fecal		CFU/100 mL	200	283.2	86400	-	9,839.2
5439000	1/14/1996	9.8	9.8	0.2020	2.01	7999	67.7996%	Fecal		CFU/100 mL	200	283.2	86400	-	9,839.2
5439000	7/29/2000	9.8	9.8	0.2020	2.01	7999	67.7996%	Fecal		CFU/100 mL	200	283.2	86400	-	9,839.2
5439000	7/30/2000	9.8	9.8	0.2020	2.01	7999	67.7996%	Fecal		CFU/100 mL	200	283.2	86400	-	9,839.2
5439000	12/15/2000	9.8	9.8	0.2020	2.01	7999	67.7996%	Fecal		CFU/100 mL	200	283.2	86400	-	9,839.2
5439000	7/19/2004	9.8	9.8	0.2020	2.01	7999	67.7996%	Fecal		CFU/100 mL	200	283.2	86400	-	9,839.2
5439000	8/7/2011	9.76	9.76	0.2020	2.00	8009	67.8844%	Fecal		CFU/100 mL	200	283.2	86400	-	9,799.6
5439000	10/5/2014	9.76	9.76	0.2020	2.00	8009	67.8844%	Fecal		CFU/100 mL	200	283.2	86400	-	9,799.6
5439000	4/4/2003	9.75	9.75	0.2020	2.00	8011	67.9013%	Fecal		CFU/100 mL	200	283.2	86400	-	9,789.7
5439000	10/3/2011	9.73	9.73	0.2020	2.00	8012	67.9098%	Fecal		CFU/100 mL	200	283.2	86400	-	9,770.0
5439000	7/26/2013	9.73	9.73	0.2020	2.00	8012	67.9098%	Fecal		CFU/100 mL	200	283.2	86400	-	9,770.0
5439000	12/14/2014	9.73	9.73	0.2020	2.00	8012	67.9098%	Fecal		CFU/100 mL	200	283.2	86400	-	9,770.0
5439000	5/21/1994	9.72	9.72	0.2020	1.99	8015	67.9352%	Fecal		CFU/100 mL	200	283.2	86400	-	9,760.1
5439000	5/18/1994	9.71	9.71	0.2020	1.99	8016	67.9437%	Fecal		CFU/100 mL	200	283.2	86400	-	9,750.2
5439000	12/5/2004	9.71	9.71	0.2020	1.99	8016	67.9437%	Fecal		CFU/100 mL	200	283.2	86400	-	9,750.2
5439000	11/5/1991	9.7	9.7	0.2020	1.99	8018	67.9607%	Fecal		CFU/100 mL	200	283.2	86400	-	9,740.3
5439000	10/5/2009	9.7	9.7	0.2020	1.99	8018	67.9607%	Fecal		CFU/100 mL	200	283.2	86400	-	9,740.3
5439000	8/30/2014	9.7	9.7	0.2020	1.99	8018	67.9607%	Fecal		CFU/100 mL	200	283.2	86400	-	9,740.3
5439000	7/21/2011	9.69	9.69	0.2020	1.99	8021	67.9861%	Fecal		CFU/100 mL	200	283.2	86400	-	9,730.4
5439000	2/25/2021	9.68	9.68	0.2020	1.99	8022	67.9946%	Fecal		CFU/100 mL	200	283.2	86400	-	9,720.5
5439000	12/3/2004	9.67	9.67	0.2020	1.98	8023	68.0031%	Fecal		CFU/100 mL	200	283.2	86400	-	9,710.6
5439000	11/13/2006	9.67	9.67	0.2020	1.98	8023	68.0031%	Fecal		CFU/100 mL	200	283.2	86400	-	9,710.6
5439000	7/8/2012	9.67	9.67	0.2020	1.98	8023	68.0031%	Fecal		CFU/100 mL	200	283.2	86400	-	9,710.6
5439000	12/31/2014	9.67	9.67	0.2020	1.98	8023	68.0031%	Fecal		CFU/100 mL	200	283.2	86400	-	9,710.6
5439000	10/27/2007	9.66	9.66	0.2020	1.98	8027	68.0370%	Fecal		CFU/100 mL	200	283.2	86400	-	9,700.8
5439000	7/24/1994	9.65	9.65	0.2020	1.98	8028	68.0454%	Fecal		CFU/100 mL	200	283.2	86400	-	9,690.9
5439000	7/8/2007	9.65	9.65	0.2020	1.98	8028	68.0454%	Fecal		CFU/100 mL	200	283.2	86400	-	9,690.9
5439000	10/21/2007	9.64	9.64	0.2020	1.98	8030	68.0624%	Fecal		CFU/100 mL	200	283.2	86400	-	9,681.0
5439000	6/23/2012	9.64	9.64	0.2020	1.98	8030	68.0624%	Fecal		CFU/100 mL	200	283.2	86400	-	9,681.0
5439000	8/25/2014	9.64	9.64	0.2020	1.98	8030	68.0624%	Fecal		CFU/100 mL	200	283.2	86400	-	9,681.0
5439000	9/24/2016	9.63	9.63	0.2020	1.98	8033	68.0878%	Fecal		CFU/100 mL	200	283.2	86400	-	9,671.1
5439000	1/26/2002	9.61	9.61	0.2020	1.97	8034	68.0963%	Fecal		CFU/100 mL	200	283.2	86400	-	9,651.3
5439000	1/22/2022	9.61	9.61	0.2020	1.97	8034	68.0963%	Fecal		CFU/100 mL	200	283.2	86400	-	9,651.3
5439000	10/19/1992	9.6	9.6	0.2020	1.97	8036	68.1132%	Fecal		CFU/100 mL	200	283.2	86400	-	9,641.4
5439000	3/14/1996	9.6	9.6	0.2020	1.97	8036	68.1132%	Fecal		CFU/100 mL	200	283.2	86400	-	9,641.4
5439000	9/10/1996	9.6	9.6	0.2020	1.97	8036	68.1132%	Fecal		CFU/100 mL	200	283.2	86400	-	9,641.4
5439000	1/16/1999	9.6	9.6	0.2020	1.97	8036	68.1132%	Fecal		CFU/100 mL	200	283.2	86400	-	9,641.4
5439000	1/17/1999	9.6	9.6	0.2020	1.97	8036	68.1132%	Fecal		CFU/100 mL	200	283.2	86400	-	9,641.4
5439000	1/18/1999	9.6	9.6	0.2020	1.97	8036	68.1132%	Fecal		CFU/100 mL	200	283.2	86400	-	9,641.4
5439000	1/19/1999	9.6	9.6	0.2020	1.97	8036	68.1132%	Fecal		CFU/100 mL	200	283.2	86400	-	9,641.4
5439000	10/31/2000	9.6	9.6	0.2020	1.97	8036	68.1132%	Fecal		CFU/100 mL	200	283.2	86400	-	9,641.4
5439000	12/14/2000	9.6	9.6	0.2020	1.97	8036	68.1132%	Fecal		CFU/100 mL	200	283.2	86400	-	9,641.4
5439000	12/18/2000	9.6	9.6	0.2020	1.97	8036	68.1132%	Fecal		CFU/100 mL	200	283.2	86400	-	9,641.4
5439000	1/23/2001	9.6	9.6	0.2020	1.97	8036	68.1132%	Fecal		CFU/100 mL	200	283.2	86400	-	9,641.4
5439000	1/24/2001	9.6	9.6	0.2020	1.97	8036	68.1132%	Fecal		CFU/100 mL	200	283.2	86400	-	9,641.4
5439000	2/3/2002	9.6	9.6	0.2020	1.97	8036	68.1132%	Fecal		CFU/100 mL	200	283.2	86400	-	9,641.4
5439000	1/21/2002	9.58	9.58	0.2020	1.97	8049	68.2234%	Fecal		CFU/100 mL	200	283.2	86400	-	9,621.7
5439000	12/28/2003	9.58	9.58	0.2020	1.97	8049	68.2234%	Fecal		CFU/100 mL	200	283.2	86400	-	9,621.7
5439000	9/9/2009	9.58	9.58	0.2020	1.97	8049	68.2234%	Fecal		CFU/100 mL	200	283.2	86400	-	9,621.7
5439000	9/18/2006	9.57	9.57	0.2020	1.96	8052	68.2489%	Fecal		CFU/100 mL	200	283.2	86400	-	9,611.8
5439000	9/22/2015	9.56	9.56	0.2020	1.96	8053	68.2573%	Fecal		CFU/100 mL	200	283.2	86400	-	9,601.9
5439000	1/27/2022	9.56	9.56	0.2020	1.96	8053	68.2573%	Fecal		CFU/100 mL	200	283.2	86400	-	9,601.9
5439000	5/22/1994	9.52	9.52	0.2020	1.95	8055	68.2743%	Fecal		CFU/100 mL	200	283.2	86400	-	9,562.4
5439000	1/31/2002	9.52	9.52	0.2020	1.95	8055	68.2743%	Fecal		CFU/100 mL	200	283.2	86400	-	9,562.4
5439000	11/22/2001	9.51	9.51	0.2020	1.95	8057	68.2912%	Fecal		CFU/100 mL	200	283.2	86400	-	9,552.5
5439000	11/7/2020	9.51	9.51	0.2020	1.95	8057	68.2912%	Fecal		CFU/100 mL	200	283.2	86400	-	9,552.5
5439000	9/15/1991	9.5	9.5	0.2020	1.95	8059	68.3082%	Fecal		CFU/100 mL	200	283.2	86400	-	9,542.6
5439000	10/20/1992	9.5	9.5	0.2020	1.95	8059	68.3082%	Fecal		CFU/100 mL	200	283.2	86400	-	9,542.6
5439000	1/1/1996	9.5	9.5	0.2020	1.95	8059	68.3082%	Fecal		CFU/100 mL	200	283.2	86400	-	9,542.6
5439000	2/20/1996	9.5	9.5	0.2020	1.95	8059	68.3082%	Fecal		CFU/100 mL	200	283.2	86400	-	9,542.6
5439000	3/8/1996	9.5	9.5	0.2020	1.95	8059	68.3082%	Fecal		CFU/100 mL	200	283.2	86400	-	9,542.6
5439000	4/12/1996	9.5	9.5	0.2020	1.95	8059	68.3082%	Fecal		CFU/100 mL	200	283.2	86400	-	9,542.6
5439000	1/1/1999	9.5	9.5	0.2020	1.95	8059	68.3082%	Fecal		CFU/100 mL	200	283.2	86400	-	9,542.6
5439000	1/8/1999	9.5	9.5	0.2020	1.95	8059	68.3082%	Fecal		CFU/100 mL	200	283.2	86400	-	9,542.6
5439000	1/9/1999	9.5	9.5	0.2020	1.95	8059	68.3082%	Fecal		CFU/100 mL	200	283.2	86400	-	9,542.6
5439000	1/10/1999	9.5	9.5	0.2020	1.95	8059	68.3082%	Fecal		CFU/100 mL	200	283.2	86400	-	9,542.6
5439000	1/11/1999	9.5	9.5	0.2020	1.95	8059	68.3082%	Fecal		CFU/100 mL	200	283.2	86400	-	9,542.6
5439000	1/12/1999	9.5	9.5	0.2020	1.95	8059	68.3082%	Fecal		CFU/100 mL	200	283.2	86400	-	9,542.6
5439000	1/13/1999	9.5	9.5	0.2020	1.95	8059	68.3082%	Fecal		CFU/100 mL	200	283.2	86400	-	9,542.6
5439000	1/14/1999	9.5	9.5	0.2020	1.95	8059	68.3082%	Fecal		CFU/100 mL	200	283.2	86400	-	9,542.6
5439000	1/15/1999	9.5	9.5	0.2020	1.95	8059	68.3082%	Fecal		CFU/100 mL	200	283.2	86400	-	9,542.6
5439000	7/15/1999	9.5	9.5	0.2020	1.95	8059	68.3082%	Fecal		CFU/100 mL	200	283.2	86400	-	9,542.6
5439000	7/17/1999	9.5	9.5	0.2020	1.95	8059	68.3082%	Fecal		CFU/100 mL	200	283.2	86400	-	9,542.6
5439000	10/30/2000	9.5	9.5	0.2020	1.95	8059	68.3082%	Fecal		CFU/100 mL	200	283.2	86400	-	9,542.6
5439000	12/13/2000	9.5	9.5	0.2020	1.95	8059	68.3082%	Fecal		CFU/100 mL	200	283.2	86400	-	9,542.6
5439000	1/8/2001	9.5	9.5	0.2020	1.95	8059	68.3082%	Fecal		CFU/100 mL	200	283.2	86400	-	9,542.6
5439000	2/6/2011	9.5	9.5	0.2020	1.95	8059	68.3082%	Fecal		CFU/100 mL	200	283.2	86400	-	9,542.6
5439000	11/12/2006	9.49	9.49	0.2020	1.95	8080	68.4862%	Fecal		CFU/100 mL	200	283.2	86400	-	9,532.7
5439000	8/22/2010	9.49	9.49	0.2020	1.95	8080	68.4862%	Fecal		CFU/100 mL	200	283.2	86400	-	9,532.7
5439000	1/22/2002	9.48	9.48	0.2020	1.95	8082	68.5031%	Fecal		CFU/100 mL	200	283.2	86400	-	9,522.8
5439000	5/20/1994	9.47	9.47	0.2020	1.94	8083	68.5116%	Fecal		CFU/100 mL	200	283.2	86400	-	9,512.9
5439000	8/1/2008	9.47	9.47	0.2020	1.94	8083	68.5116%	Fecal		CFU/100 mL	200	283.2	86400	-	9,512.9
5439000	8/13/2014	9.47	9.47	0.2020	1.94	8083	68.5116%	Fecal		CFU/100 mL	200	283.2	86400	-	9,512.9
5439000	10/30/2006	9.46	9.46	0.2020	1.94	8086	68.5370%	Fecal		CFU/100 mL	200	283.2	86400	-	9,503.1
5439000	8/23/2009	9.46	9.46	0.2020	1.94	8086	68.5370%	Fecal		CFU/100 mL	200	283.2	86400	-	9,503.1
5439000	11/6/2020	9.46	9.46	0.2020	1.94	8086	68.5370%	Fecal		CFU/100 mL	200	283.2	86400	-	9,503.1
5439000	1/1/2015	9.45	9.45	0.2020	1.94	8089	68.5625%	Fecal		CFU/100 mL	200	283.2	86400	-	9,493.2
5439000	12/30/2017	9.45	9.45	0.2020	1.94	8089	68.5625%	Fecal		CFU/100 mL	200	283.2	86400	-	9,493.2
5439000	10/31/2021	9.45	9.45	0.2020	1.94	8089	68.5625%	Fecal		CFU/100 mL	200	283.2	86400	-	9,493.2
5439000	9/10/1990	9.4	9.4	0.2020	1.93	8092	68.5879%	Fecal		CFU/100 mL	200	283.2	86400	-	9,443.7
5439000	10/14/1992	9.4	9.4	0.2020	1.93	8092	68.5879%	Fecal		CFU/100 mL	200	283.2	86400	-	9,443.7
5439000	10/16/1994	9.4	9.4	0.2020	1.93	8092	68.5879%	Fecal		CFU/100 mL	200	283.2	86400	-	9,443.7
5439000	12/31/1995	9.4	9.4	0.2020	1.93	8092	68.5879%	Fecal		CFU/100 mL	200	283.2	86400	-	9,443.7
5439000	4/13/1996	9.4	9.4	0.2020	1.93	8092	68.5879%	Fecal		CFU/100 mL	200	283.2	86400	-	9,443.7
5439000	4/14/1996	9.4	9.4	0.2020	1.93	8092	68.5879%	Fecal		CFU/100 mL	200	283.2	86400	-	9,443.7
5439000	11/1/2000	9.4	9.4	0.2020	1.93	8092	68.5879%	Fecal		CFU/100 mL	200	283.2	86400	-	9,443.7
5439000	1/7/2001	9.4	9.4	0.2020	1.93	8092	68.5879%	Fecal		CFU/100 mL	200	283.2	86400	-	9,443.7
5439000	1/13/2018	9.4	9.4	0.2020	1.93	8092	68.5879%	Fecal		CFU/100 mL	200	283.2	86400	-	9,443.7
5439000	7/25/2013	9.38	9.38	0.2020	1.93	8101	68.6642%	Fecal		CFU/100 mL	200	283.2	86400	-	9,424.0
5439000	11/8/2013	9.37	9.37	0.2020	1.92	8102	68.6727%	Fecal		CFU/100 mL	200	283.2	86400	-	9,414.1
5439000	11/21/2016	9.36	9.36	0.2020	1.92	8103	68.6811%	Fecal		CFU/100 mL	200	283.2	86400	-	9,404.2
5439000	7/20/2012	9.35	9.35	0.2020	1.92	8104	68.6896%	Fecal		CFU/100 mL	200	283.2	86400	-	9,394.3
5439000	8/1/2009	9.33	9.33	0.2020	1.92	8105	68.6981%	Fecal		CFU/100 mL	200	283.2	86400	-	9,374.5
5439000	6/20/1992	9.3	9.3	0.2020	1.91	8106	68.7066%	Fecal		CFU/100 mL	200	283.2	86400	-	9,344.9
5439000	10/24/1992	9.3	9.3	0.2020	1.91	8106	68.7066%	Fecal		CFU/100 mL	200	283.2	86400	-	9,344.9
5439000	10/24/1995	9.3	9.3	0.2020	1.91	8106	68.7066%	Fecal		CFU/100 mL	200	283.2	86400	-	9,344.9
5439000	12/23/1995	9.3	9.3	0.2020	1.91	8106	68.7066%	Fecal		CFU/100 mL	200	283.2	86400	-	9,344.9
5439000	7/26/1998	9.3	9.3	0.2020	1.91	8106	68.7066%	Fecal		CFU/100 mL	200	283.2	86400	-	9,344.9
5439000	1/9/2001	9.3	9.3	0.2020	1.91	8106	68.7066%	Fecal		CFU/100 mL	200	283.2	86400	-	9,344.9
5439000	10/11/2009	9.3	9.3	0.2020	1.91	8106	68.7066%	Fecal		CFU/100 mL	200	283.2	86400	-	9,344.9
5439000	8/10/2009	9.27	9.27	0.2020	1.90	8113	68.7659%	Fecal		CFU/100 mL	200	283.2	86400	-	9,315.2
5439000	10/14/2021	9.27	9.27	0.2020	1.90	8113	68.7659%	Fecal		CFU/100 mL	200	283.2	86400	-	9,315.2
5439000	3/1/2013	9.26	9.26	0.2020	1.90	8115	68.7828%	Fecal		CFU/100 mL	200	283.2	86400	-	9,305.3
5439000	8/11/2021	9.26	9.26	0.2020	1.90	8115	68.7828%	Fecal		CFU/100 mL	200	283.2	86400	-	9,305.3
5439000	8/2/1994	9.25	9.25	0.2020	1.90	8117	68.7998%	Fecal		CFU/100 mL	200	283.2	86400	-	9,295.5
5439000	8/7/2008	9.25	9.25	0.2020	1.90	8117	68.7998%	Fecal		CFU/100 mL	200	283.2	86400	-	9,295.5
5439000	11/5/2014	9.25	9.25	0.2020	1.90	8117	68.7998%	Fecal		CFU/100 mL	200	283.2	86400	-	9,295.5
5439000	4/5/2003	9.24	9.24	0.2020	1.90	8120	68.8252%	Fecal		CFU/100 mL	200	283.2	86400	-	9,285.6
5439000	12/13/2014	9.24	9.24	0.2020	1.90	8120	68.8252%	Fecal		CFU/100 mL	200	283.2	86400	-	9,285.6
5439000	9/7/2016	9.24	9.24	0.2020	1.90	8120	68.8252%	Fecal		CFU/100 mL	200	283.2	86400	-	9,285.6
5439000	11/27/2016	9.24	9.24	0.2020	1.90	8120	68.8252%	Fecal		CFU/100 mL	200	283.2	86400	-	9,285.6
5439000	8/2/2009	9.23	9.23	0.2020	1.90	8124	68.8591%	Fecal		CFU/100 mL	200	283.2	86400	-	9,275.7
5439000	9/1/2013	9.22	9.22	0.2020	1.89	8125	68.8676%	Fecal		CFU/100 mL	200	283.2	86400	-	9,265.8

Gage ID	Date	Discharge (CFS)	Gage Discharge (less Surrogate NPDES) (CFS)	Watershed Area Ratio	Calculated flow (CFS)	Rank	Flow Exceedance %	Parameter	Results	Units (mg or micro_gram	Limit/Standard	100mL/CF	sec/day	Actual Load (million colonies/day)	Allowable Load (million colonies/day)
5439000	8/3/2014	9.21	9.21	0.2020	1.89	8126	68.8761%	Fecal		CFU/100 mL	200	283.2	86400	-	9,255.9
5439000	10/7/1991	9.2	9.2	0.2020	1.89	8127	68.8846%	Fecal		CFU/100 mL	200	283.2	86400	-	9,246.0
5439000	7/13/1992	9.2	9.2	0.2020	1.89	8127	68.8846%	Fecal		CFU/100 mL	200	283.2	86400	-	9,246.0
5439000	7/29/1992	9.2	9.2	0.2020	1.89	8127	68.8846%	Fecal		CFU/100 mL	200	283.2	86400	-	9,246.0
5439000	2/21/1996	9.2	9.2	0.2020	1.89	8127	68.8846%	Fecal		CFU/100 mL	200	283.2	86400	-	9,246.0
5439000	4/4/1996	9.2	9.2	0.2020	1.89	8127	68.8846%	Fecal		CFU/100 mL	200	283.2	86400	-	9,246.0
5439000	7/19/1999	9.2	9.2	0.2020	1.89	8127	68.8846%	Fecal		CFU/100 mL	200	283.2	86400	-	9,246.0
5439000	12/31/2017	9.2	9.2	0.2020	1.89	8127	68.8846%	Fecal		CFU/100 mL	200	283.2	86400	-	9,246.0
5439000	6/10/2005	9.19	9.19	0.2020	1.89	8134	68.9439%	Fecal		CFU/100 mL	200	283.2	86400	-	9,236.1
5439000	1/27/2002	9.18	9.18	0.2020	1.89	8135	68.9524%	Fecal		CFU/100 mL	200	283.2	86400	-	9,226.3
5439000	1/29/2009	9.18	9.18	0.2020	1.89	8135	68.9524%	Fecal		CFU/100 mL	200	283.2	86400	-	9,226.3
5439000	2/3/2009	9.18	9.18	0.2020	1.89	8135	68.9524%	Fecal		CFU/100 mL	200	283.2	86400	-	9,226.3
5439000	10/6/2009	9.18	9.18	0.2020	1.89	8135	68.9524%	Fecal		CFU/100 mL	200	283.2	86400	-	9,226.3
5439000	7/17/2017	9.18	9.18	0.2020	1.89	8135	68.9524%	Fecal		CFU/100 mL	200	283.2	86400	-	9,226.3
5439000	1/2/2015	9.16	9.16	0.2020	1.88	8140	68.9947%	Fecal		CFU/100 mL	200	283.2	86400	-	9,206.5
5439000	1/1/2018	9.16	9.16	0.2020	1.88	8140	68.9947%	Fecal		CFU/100 mL	200	283.2	86400	-	9,206.5
5439000	2/3/2018	9.16	9.16	0.2020	1.88	8140	68.9947%	Fecal		CFU/100 mL	200	283.2	86400	-	9,206.5
5439000	8/14/2015	9.15	9.15	0.2020	1.88	8143	69.0202%	Fecal		CFU/100 mL	200	283.2	86400	-	9,196.6
5439000	8/20/2015	9.15	9.15	0.2020	1.88	8143	69.0202%	Fecal		CFU/100 mL	200	283.2	86400	-	9,196.6
5439000	2/7/2018	9.14	9.14	0.2020	1.88	8145	69.0371%	Fecal		CFU/100 mL	200	283.2	86400	-	9,186.7
5439000	1/28/2002	9.13	9.13	0.2020	1.88	8146	69.0456%	Fecal		CFU/100 mL	200	283.2	86400	-	9,176.8
5439000	9/4/2010	9.13	9.13	0.2020	1.88	8146	69.0456%	Fecal		CFU/100 mL	200	283.2	86400	-	9,176.8
5439000	1/21/2022	9.13	9.13	0.2020	1.88	8146	69.0456%	Fecal		CFU/100 mL	200	283.2	86400	-	9,176.8
5439000	12/4/2004	9.11	9.11	0.2020	1.87	8149	69.0710%	Fecal		CFU/100 mL	200	283.2	86400	-	9,157.1
5439000	10/16/2011	9.11	9.11	0.2020	1.87	8149	69.0710%	Fecal		CFU/100 mL	200	283.2	86400	-	9,157.1
5439000	10/26/2020	9.11	9.11	0.2020	1.87	8149	69.0710%	Fecal		CFU/100 mL	200	283.2	86400	-	9,157.1
5439000	10/25/1992	9.1	9.1	0.2020	1.87	8152	69.0965%	Fecal		CFU/100 mL	200	283.2	86400	-	9,147.2
5439000	12/27/1995	9.1	9.1	0.2020	1.87	8152	69.0965%	Fecal		CFU/100 mL	200	283.2	86400	-	9,147.2
5439000	12/30/1995	9.1	9.1	0.2020	1.87	8152	69.0965%	Fecal		CFU/100 mL	200	283.2	86400	-	9,147.2
5439000	12/1/1996	9.1	9.1	0.2020	1.87	8152	69.0965%	Fecal		CFU/100 mL	200	283.2	86400	-	9,147.2
5439000	1/7/1999	9.1	9.1	0.2020	1.87	8152	69.0965%	Fecal		CFU/100 mL	200	283.2	86400	-	9,147.2
5439000	8/14/2000	9.1	9.1	0.2020	1.87	8152	69.0965%	Fecal		CFU/100 mL	200	283.2	86400	-	9,147.2
5439000	1/10/2001	9.1	9.1	0.2020	1.87	8152	69.0965%	Fecal		CFU/100 mL	200	283.2	86400	-	9,147.2
5439000	1/25/2001	9.1	9.1	0.2020	1.87	8152	69.0965%	Fecal		CFU/100 mL	200	283.2	86400	-	9,147.2
5439000	9/6/2016	9.1	9.1	0.2020	1.87	8152	69.0965%	Fecal		CFU/100 mL	200	283.2	86400	-	9,147.2
5439000	5/19/1994	9.09	9.09	0.2020	1.87	8161	69.1727%	Fecal		CFU/100 mL	200	283.2	86400	-	9,137.3
5439000	7/21/2003	9.09	9.09	0.2020	1.87	8161	69.1727%	Fecal		CFU/100 mL	200	283.2	86400	-	9,137.3
5439000	10/15/2011	9.09	9.09	0.2020	1.87	8161	69.1727%	Fecal		CFU/100 mL	200	283.2	86400	-	9,137.3
5439000	9/14/2020	9.09	9.09	0.2020	1.87	8161	69.1727%	Fecal		CFU/100 mL	200	283.2	86400	-	9,137.3
5439000	1/31/2007	9.07	9.07	0.2020	1.86	8165	69.2066%	Fecal		CFU/100 mL	200	283.2	86400	-	9,117.5
5439000	2/1/2007	9.07	9.07	0.2020	1.86	8165	69.2066%	Fecal		CFU/100 mL	200	283.2	86400	-	9,117.5
5439000	2/2/2007	9.07	9.07	0.2020	1.86	8165	69.2066%	Fecal		CFU/100 mL	200	283.2	86400	-	9,117.5
5439000	2/12/2007	9.07	9.07	0.2020	1.86	8165	69.2066%	Fecal		CFU/100 mL	200	283.2	86400	-	9,117.5
5439000	2/14/2007	9.07	9.07	0.2020	1.86	8165	69.2066%	Fecal		CFU/100 mL	200	283.2	86400	-	9,117.5
5439000	2/16/2007	9.07	9.07	0.2020	1.86	8165	69.2066%	Fecal		CFU/100 mL	200	283.2	86400	-	9,117.5
5439000	2/17/2007	9.07	9.07	0.2020	1.86	8165	69.2066%	Fecal		CFU/100 mL	200	283.2	86400	-	9,117.5
5439000	1/15/2014	9.07	9.07	0.2020	1.86	8165	69.2066%	Fecal		CFU/100 mL	200	283.2	86400	-	9,117.5
5439000	6/10/2014	9.05	9.05	0.2020	1.86	8173	69.2745%	Fecal		CFU/100 mL	200	283.2	86400	-	9,097.7
5439000	1/16/2002	9.03	9.03	0.2020	1.86	8174	69.2829%	Fecal		CFU/100 mL	200	283.2	86400	-	9,078.0
5439000	11/11/2014	9.03	9.03	0.2020	1.86	8174	69.2829%	Fecal		CFU/100 mL	200	283.2	86400	-	9,078.0
5439000	2/4/2018	9.02	9.02	0.2020	1.85	8176	69.2999%	Fecal		CFU/100 mL	200	283.2	86400	-	9,068.1
5439000	2/5/2018	9.02	9.02	0.2020	1.85	8176	69.2999%	Fecal		CFU/100 mL	200	283.2	86400	-	9,068.1
5439000	2/6/2018	9.02	9.02	0.2020	1.85	8176	69.2999%	Fecal		CFU/100 mL	200	283.2	86400	-	9,068.1
5439000	11/9/2015	9.01	9.01	0.2020	1.85	8179	69.3253%	Fecal		CFU/100 mL	200	283.2	86400	-	9,058.2
5439000	11/7/1991	9	9	0.2020	1.85	8180	69.3338%	Fecal		CFU/100 mL	200	283.2	86400	-	9,048.3
5439000	7/4/1992	9	9	0.2020	1.85	8180	69.3338%	Fecal		CFU/100 mL	200	283.2	86400	-	9,048.3
5439000	12/28/1995	9	9	0.2020	1.85	8180	69.3338%	Fecal		CFU/100 mL	200	283.2	86400	-	9,048.3
5439000	12/29/1995	9	9	0.2020	1.85	8180	69.3338%	Fecal		CFU/100 mL	200	283.2	86400	-	9,048.3
5439000	1/10/1996	9	9	0.2020	1.85	8180	69.3338%	Fecal		CFU/100 mL	200	283.2	86400	-	9,048.3
5439000	1/27/1996	9	9	0.2020	1.85	8180	69.3338%	Fecal		CFU/100 mL	200	283.2	86400	-	9,048.3
5439000	1/2/1999	9	9	0.2020	1.85	8180	69.3338%	Fecal		CFU/100 mL	200	283.2	86400	-	9,048.3
5439000	7/27/1999	9	9	0.2020	1.85	8180	69.3338%	Fecal		CFU/100 mL	200	283.2	86400	-	9,048.3
5439000	12/19/2000	9	9	0.2020	1.85	8180	69.3338%	Fecal		CFU/100 mL	200	283.2	86400	-	9,048.3
5439000	12/20/2000	9	9	0.2020	1.85	8180	69.3338%	Fecal		CFU/100 mL	200	283.2	86400	-	9,048.3
5439000	1/4/2001	9	9	0.2020	1.85	8180	69.3338%	Fecal		CFU/100 mL	200	283.2	86400	-	9,048.3
5439000	1/5/2001	9	9	0.2020	1.85	8180	69.3338%	Fecal		CFU/100 mL	200	283.2	86400	-	9,048.3
5439000	1/6/2001	9	9	0.2020	1.85	8180	69.3338%	Fecal		CFU/100 mL	200	283.2	86400	-	9,048.3
5439000	1/27/2001	9	9	0.2020	1.85	8180	69.3338%	Fecal		CFU/100 mL	200	283.2	86400	-	9,048.3
5439000	2/4/2002	9	9	0.2020	1.85	8180	69.3338%	Fecal		CFU/100 mL	200	283.2	86400	-	9,048.3
5439000	9/6/2006	9	9	0.2020	1.85	8180	69.3338%	Fecal		CFU/100 mL	200	283.2	86400	-	9,048.3
5439000	2/5/2011	9	9	0.2020	1.85	8180	69.3338%	Fecal		CFU/100 mL	200	283.2	86400	-	9,048.3
5439000	2/7/2011	9	9	0.2020	1.85	8180	69.3338%	Fecal		CFU/100 mL	200	283.2	86400	-	9,048.3
5439000	2/25/2013	9	9	0.2020	1.85	8180	69.3338%	Fecal		CFU/100 mL	200	283.2	86400	-	9,048.3
5439000	2/26/2013	9	9	0.2020	1.85	8180	69.3338%	Fecal		CFU/100 mL	200	283.2	86400	-	9,048.3
5439000	8/12/2015	9	9	0.2020	1.85	8180	69.3338%	Fecal		CFU/100 mL	200	283.2	86400	-	9,048.3
5439000	9/9/2015	9	9	0.2020	1.85	8180	69.3338%	Fecal		CFU/100 mL	200	283.2	86400	-	9,048.3
5439000	6/9/2014	8.99	8.99	0.2020	1.85	8202	69.5203%	Fecal		CFU/100 mL	200	283.2	86400	-	9,038.4
5439000	10/6/2016	8.99	8.99	0.2020	1.85	8202	69.5203%	Fecal		CFU/100 mL	200	283.2	86400	-	9,038.4
5439000	1/3/2015	8.97	8.97	0.2020	1.84	8204	69.5372%	Fecal		CFU/100 mL	200	283.2	86400	-	9,018.7
5439000	7/28/2020	8.97	8.97	0.2020	1.84	8204	69.5372%	Fecal		CFU/100 mL	200	283.2	86400	-	9,018.7
5439000	1/18/2021	8.97	8.97	0.2020	1.84	8204	69.5372%	Fecal		CFU/100 mL	200	283.2	86400	-	9,018.7
5439000	6/30/2003	8.95	8.95	0.2020	1.84	8207	69.5626%	Fecal		CFU/100 mL	200	283.2	86400	-	8,998.9
5439000	7/20/2004	8.95	8.95	0.2020	1.84	8207	69.5626%	Fecal		CFU/100 mL	200	283.2	86400	-	8,998.9
5439000	2/7/2002	8.94	8.94	0.2020	1.84	8209	69.5796%	Fecal		CFU/100 mL	200	283.2	86400	-	8,989.0
5439000	7/12/2002	8.94	8.94	0.2020	1.84	8209	69.5796%	Fecal		CFU/100 mL	200	283.2	86400	-	8,989.0
5439000	10/30/2014	8.94	8.94	0.2020	1.84	8209	69.5796%	Fecal		CFU/100 mL	200	283.2	86400	-	8,989.0
5439000	1/28/2022	8.94	8.94	0.2020	1.84	8209	69.5796%	Fecal		CFU/100 mL	200	283.2	86400	-	8,989.0
5439000	10/22/2007	8.91	8.91	0.2020	1.83	8213	69.6135%	Fecal		CFU/100 mL	200	283.2	86400	-	8,959.4
5439000	10/23/1992	8.9	8.9	0.2020	1.83	8214	69.6220%	Fecal		CFU/100 mL	200	283.2	86400	-	8,949.5
5439000	10/17/1994	8.9	8.9	0.2020	1.83	8214	69.6220%	Fecal		CFU/100 mL	200	283.2	86400	-	8,949.5
5439000	1/2/1996	8.9	8.9	0.2020	1.83	8214	69.6220%	Fecal		CFU/100 mL	200	283.2	86400	-	8,949.5
5439000	1/28/1996	8.9	8.9	0.2020	1.83	8214	69.6220%	Fecal		CFU/100 mL	200	283.2	86400	-	8,949.5
5439000	2/19/1996	8.9	8.9	0.2020	1.83	8214	69.6220%	Fecal		CFU/100 mL	200	283.2	86400	-	8,949.5
5439000	10/14/1999	8.9	8.9	0.2020	1.83	8214	69.6220%	Fecal		CFU/100 mL	200	283.2	86400	-	8,949.5
5439000	12/21/2000	8.9	8.9	0.2020	1.83	8214	69.6220%	Fecal		CFU/100 mL	200	283.2	86400	-	8,949.5
5439000	7/10/2001	8.9	8.9	0.2020	1.83	8214	69.6220%	Fecal		CFU/100 mL	200	283.2	86400	-	8,949.5
5439000	9/9/2001	8.9	8.9	0.2020	1.83	8214	69.6220%	Fecal		CFU/100 mL	200	283.2	86400	-	8,949.5
5439000	1/5/2021	8.88	8.88	0.2020	1.82	8223	69.6983%	Fecal		CFU/100 mL	200	283.2	86400	-	8,929.7
5439000	8/12/2021	8.88	8.88	0.2020	1.82	8223	69.6983%	Fecal		CFU/100 mL	200	283.2	86400	-	8,929.7
5439000	11/4/2014	8.87	8.87	0.2020	1.82	8225	69.7152%	Fecal		CFU/100 mL	200	283.2	86400	-	8,919.8
5439000	5/27/1994	8.86	8.86	0.2020	1.82	8226	69.7237%	Fecal		CFU/100 mL	200	283.2	86400	-	8,909.9
5439000	4/17/2003	8.85	8.85	0.2020	1.82	8227	69.7322%	Fecal		CFU/100 mL	200	283.2	86400	-	8,900.0
5439000	1/4/2015	8.85	8.85	0.2020	1.82	8227	69.7322%	Fecal		CFU/100 mL	200	283.2	86400	-	8,900.0
5439000	1/29/2002	8.83	8.83	0.2020	1.81	8229	69.7491%	Fecal		CFU/100 mL	200	283.2	86400	-	8,880.3
5439000	1/29/2022	8.83	8.83	0.2020	1.81	8229	69.7491%	Fecal		CFU/100 mL	200	283.2	86400	-	8,880.3
5439000	10/23/2007	8.82	8.82	0.2020	1.81	8231	69.7661%	Fecal		CFU/100 mL	200	283.2	86400	-	8,870.4
5439000	2/24/2021	8.82	8.82	0.2020	1.81	8231	69.7661%	Fecal		CFU/100 mL	200	283.2	86400	-	8,870.4
5439000	9/11/1990	8.8	8.8	0.2020	1.81	8233	69.7830%	Fecal		CFU/100 mL	200	283.2	86400	-	8,850.6
5439000	2/7/1996	8.8	8.8	0.2020	1.81	8233	69.7830%	Fecal		CFU/100 mL	200	283.2	86400	-	8,850.6
5439000	3/9/1996	8.8	8.8	0.2020	1.81	8233	69.7830%	Fecal		CFU/100 mL	200	283.2	86400	-	8,850.6
5439000	10/27/1997	8.8	8.8	0.2020	1.81	8233	69.7830%	Fecal		CFU/100 mL	200	283.2	86400	-	8,850.6
5439000	12/22/2000	8.8	8.8	0.2020	1.81	8233	69.7830%	Fecal		CFU/100 mL	200	283.2	86400	-	8,850.6
5439000	12/23/2000	8.8	8.8	0.2020	1.81	8233	69.7830%	Fecal		CFU/100 mL	200	283.2	86400	-	8,850.6
5439000	5/28/1994	8.78	8.78	0.2020	1.80	8239	69.8339%	Fecal		CFU/100 mL	200	283.2	86400	-	8,830.8
5439000	1/5/2015	8.78	8.78	0.2020	1.80	8239	69.8339%	Fecal		CFU/100 mL	200	283.2	86400	-	8,830.8
5439000	1/20/2002	8.76	8.76	0.2020	1.80	8241	69.8508%	Fecal		CFU/100 mL	200	283.2	86400	-	8,811.1
5439000	1/30/2002	8.76	8.76	0.2020	1.80	8241	69.8508%	Fecal		CFU/100 mL	200	283.2	86400	-	8,811.1
5439000	11/23/2007	8.76	8.76	0.2020	1.80	8241	69.8508%	Fecal		CFU/100 mL	200	283.2	86400	-	8,811.1
5439000	10/12/2009	8.75	8.75	0.2020	1.80	8244	69.8763%	Fecal		CFU/100 mL	200	283.2	86400	-	8,801.2
5439000	8/4/2016	8.73	8.73	0.2020	1.79	8245	69.8847%	Fecal		CFU/100 mL	200	283.2	86400	-	8,781.4
5439000	12/29/2020	8.73	8.73	0.2020	1.79	8245	69.8847%	Fecal		CFU/100 mL	200	283.2	86400	-	8,781.4
5439000	1/6/2015	8.71	8.71	0.2020	1.79	8247	69.9017%	Fecal		CFU/100 mL	200	283.2	86400	-	8,761.6
5439000	7/7/1992	8.7	8.7	0.2020	1.79	8248	69.9102%	Fecal		CFU/100 mL	200	283.2	86400	-	8,751.8
5439000	1/26/1996	8.7	8.7	0.2020	1.79	8248	69.9102%	Fecal		CFU/100 mL	200	283.2	86400	-	8,751.8
5439000	2/22/1996	8.7	8.7	0.2020	1.79	8248	69.9102%	Fecal		CFU/100 mL	200	283.2	86400	-	8,751.8

Gage ID	Date	Discharge (CFS)	Gage Discharge (less Surrogate NPDES) (CFS)	Watershed Area Ratio	Calculated flow (CFS)	Rank	Flow Exceedance %	Parameter	Results	Units (mg or micro_gram	Limit/Standard	100mL/CF	sec/day	Actual Load (million colonies/day)	Allowable Load (million colonies/day)
5439000	12/24/2000	8.7	8.7	0.2020	1.79	8248	69.9102%	Fecal		CFU/100 mL	200	283.2	86400	-	8,751.8
5439000	1/3/2001	8.7	8.7	0.2020	1.79	8248	69.9102%	Fecal		CFU/100 mL	200	283.2	86400	-	8,751.8
5439000	1/28/2001	8.7	8.7	0.2020	1.79	8248	69.9102%	Fecal		CFU/100 mL	200	283.2	86400	-	8,751.8
5439000	2/8/2011	8.7	8.7	0.2020	1.79	8248	69.9102%	Fecal		CFU/100 mL	200	283.2	86400	-	8,751.8
5439000	12/8/2020	8.68	8.68	0.2020	1.78	8255	69.9695%	Fecal		CFU/100 mL	200	283.2	86400	-	8,732.0
5439000	1/20/2021	8.67	8.67	0.2020	1.78	8256	69.9780%	Fecal		CFU/100 mL	200	283.2	86400	-	8,722.1
5439000	9/10/2009	8.66	8.66	0.2020	1.78	8257	69.9864%	Fecal		CFU/100 mL	200	283.2	86400	-	8,712.2
5439000	2/23/2021	8.66	8.66	0.2020	1.78	8257	69.9864%	Fecal		CFU/100 mL	200	283.2	86400	-	8,712.2
5439000	10/4/2011	8.65	8.65	0.2020	1.78	8259	70.0034%	Fecal		CFU/100 mL	200	283.2	86400	-	8,702.3
5439000	7/18/2016	8.65	8.65	0.2020	1.78	8259	70.0034%	Fecal		CFU/100 mL	200	283.2	86400	-	8,702.3
5439000	2/11/2022	8.65	8.65	0.2020	1.78	8259	70.0034%	Fecal		CFU/100 mL	200	283.2	86400	-	8,702.3
5439000	10/22/2012	8.64	8.64	0.2020	1.78	8262	70.0288%	Fecal		CFU/100 mL	200	283.2	86400	-	8,692.4
5439000	8/8/2015	8.63	8.63	0.2020	1.77	8263	70.0373%	Fecal		CFU/100 mL	200	283.2	86400	-	8,682.6
5439000	1/30/2022	8.63	8.63	0.2020	1.77	8263	70.0373%	Fecal		CFU/100 mL	200	283.2	86400	-	8,682.6
5439000	10/26/2007	8.62	8.62	0.2020	1.77	8265	70.0542%	Fecal		CFU/100 mL	200	283.2	86400	-	8,672.7
5439000	6/24/2012	8.61	8.61	0.2020	1.77	8266	70.0627%	Fecal		CFU/100 mL	200	283.2	86400	-	8,662.8
5439000	11/22/2016	8.61	8.61	0.2020	1.77	8266	70.0627%	Fecal		CFU/100 mL	200	283.2	86400	-	8,662.8
5439000	8/6/1992	8.6	8.6	0.2020	1.77	8268	70.0797%	Fecal		CFU/100 mL	200	283.2	86400	-	8,652.9
5439000	10/21/1994	8.6	8.6	0.2020	1.77	8268	70.0797%	Fecal		CFU/100 mL	200	283.2	86400	-	8,652.9
5439000	1/29/1996	8.6	8.6	0.2020	1.77	8268	70.0797%	Fecal		CFU/100 mL	200	283.2	86400	-	8,652.9
5439000	11/26/1996	8.6	8.6	0.2020	1.77	8268	70.0797%	Fecal		CFU/100 mL	200	283.2	86400	-	8,652.9
5439000	10/9/1999	8.6	8.6	0.2020	1.77	8268	70.0797%	Fecal		CFU/100 mL	200	283.2	86400	-	8,652.9
5439000	12/28/2000	8.6	8.6	0.2020	1.77	8268	70.0797%	Fecal		CFU/100 mL	200	283.2	86400	-	8,652.9
5439000	12/29/2000	8.6	8.6	0.2020	1.77	8268	70.0797%	Fecal		CFU/100 mL	200	283.2	86400	-	8,652.9
5439000	12/30/2000	8.6	8.6	0.2020	1.77	8268	70.0797%	Fecal		CFU/100 mL	200	283.2	86400	-	8,652.9
5439000	12/31/2000	8.6	8.6	0.2020	1.77	8268	70.0797%	Fecal		CFU/100 mL	200	283.2	86400	-	8,652.9
5439000	1/1/2001	8.6	8.6	0.2020	1.77	8268	70.0797%	Fecal		CFU/100 mL	200	283.2	86400	-	8,652.9
5439000	1/2/2001	8.6	8.6	0.2020	1.77	8268	70.0797%	Fecal		CFU/100 mL	200	283.2	86400	-	8,652.9
5439000	1/17/2002	8.6	8.6	0.2020	1.77	8268	70.0797%	Fecal		CFU/100 mL	200	283.2	86400	-	8,652.9
5439000	12/22/2003	8.6	8.6	0.2020	1.77	8268	70.0797%	Fecal		CFU/100 mL	200	283.2	86400	-	8,652.9
5439000	3/24/2006	8.6	8.6	0.2020	1.77	8268	70.0797%	Fecal		CFU/100 mL	200	283.2	86400	-	8,652.9
5439000	8/1/2021	8.6	8.6	0.2020	1.77	8268	70.0797%	Fecal		CFU/100 mL	200	283.2	86400	-	8,652.9
5439000	11/10/2015	8.59	8.59	0.2020	1.77	8283	70.2068%	Fecal		CFU/100 mL	200	283.2	86400	-	8,643.0
5439000	7/1/2012	8.58	8.58	0.2020	1.76	8284	70.2153%	Fecal		CFU/100 mL	200	283.2	86400	-	8,633.1
5439000	1/1/2005	8.56	8.56	0.2020	1.76	8285	70.2238%	Fecal		CFU/100 mL	200	283.2	86400	-	8,613.4
5439000	10/11/2021	8.54	8.54	0.2020	1.76	8286	70.2322%	Fecal		CFU/100 mL	200	283.2	86400	-	8,593.6
5439000	12/9/2020	8.53	8.53	0.2020	1.75	8287	70.2407%	Fecal		CFU/100 mL	200	283.2	86400	-	8,583.7
5439000	1/7/2015	8.52	8.52	0.2020	1.75	8288	70.2492%	Fecal		CFU/100 mL	200	283.2	86400	-	8,573.8
5439000	2/21/2021	8.52	8.52	0.2020	1.75	8288	70.2492%	Fecal		CFU/100 mL	200	283.2	86400	-	8,573.8
5439000	9/22/1990	8.5	8.5	0.2020	1.75	8290	70.2661%	Fecal		CFU/100 mL	200	283.2	86400	-	8,554.0
5439000	10/22/1994	8.5	8.5	0.2020	1.75	8290	70.2661%	Fecal		CFU/100 mL	200	283.2	86400	-	8,554.0
5439000	10/23/1994	8.5	8.5	0.2020	1.75	8290	70.2661%	Fecal		CFU/100 mL	200	283.2	86400	-	8,554.0
5439000	12/8/1999	8.5	8.5	0.2020	1.75	8290	70.2661%	Fecal		CFU/100 mL	200	283.2	86400	-	8,554.0
5439000	1/26/2001	8.5	8.5	0.2020	1.75	8290	70.2661%	Fecal		CFU/100 mL	200	283.2	86400	-	8,554.0
5439000	2/3/2011	8.5	8.5	0.2020	1.75	8290	70.2661%	Fecal		CFU/100 mL	200	283.2	86400	-	8,554.0
5439000	2/4/2011	8.5	8.5	0.2020	1.75	8290	70.2661%	Fecal		CFU/100 mL	200	283.2	86400	-	8,554.0
5439000	2/9/2011	8.5	8.5	0.2020	1.75	8290	70.2661%	Fecal		CFU/100 mL	200	283.2	86400	-	8,554.0
5439000	2/10/2011	8.5	8.5	0.2020	1.75	8290	70.2661%	Fecal		CFU/100 mL	200	283.2	86400	-	8,554.0
5439000	12/24/2020	8.5	8.5	0.2020	1.75	8290	70.2661%	Fecal		CFU/100 mL	200	283.2	86400	-	8,554.0
5439000	11/26/2016	8.49	8.49	0.2020	1.75	8300	70.3509%	Fecal		CFU/100 mL	200	283.2	86400	-	8,544.2
5439000	7/9/2006	8.48	8.48	0.2020	1.74	8301	70.3594%	Fecal		CFU/100 mL	200	283.2	86400	-	8,534.3
5439000	8/4/2007	8.48	8.48	0.2020	1.74	8301	70.3594%	Fecal		CFU/100 mL	200	283.2	86400	-	8,534.3
5439000	2/20/2021	8.47	8.47	0.2020	1.74	8303	70.3763%	Fecal		CFU/100 mL	200	283.2	86400	-	8,524.4
5439000	10/14/2003	8.46	8.46	0.2020	1.74	8304	70.3848%	Fecal		CFU/100 mL	200	283.2	86400	-	8,514.5
5439000	5/29/1994	8.45	8.45	0.2020	1.74	8305	70.3933%	Fecal		CFU/100 mL	200	283.2	86400	-	8,504.6
5439000	7/29/2020	8.45	8.45	0.2020	1.74	8305	70.3933%	Fecal		CFU/100 mL	200	283.2	86400	-	8,504.6
5439000	1/11/2005	8.44	8.44	0.2020	1.74	8307	70.4102%	Fecal		CFU/100 mL	200	283.2	86400	-	8,494.7
5439000	4/7/2003	8.43	8.43	0.2020	1.73	8308	70.4187%	Fecal		CFU/100 mL	200	283.2	86400	-	8,484.8
5439000	8/3/2009	8.43	8.43	0.2020	1.73	8308	70.4187%	Fecal		CFU/100 mL	200	283.2	86400	-	8,484.8
5439000	2/18/2021	8.43	8.43	0.2020	1.73	8308	70.4187%	Fecal		CFU/100 mL	200	283.2	86400	-	8,484.8
5439000	2/22/2021	8.43	8.43	0.2020	1.73	8308	70.4187%	Fecal		CFU/100 mL	200	283.2	86400	-	8,484.8
5439000	8/16/2002	8.42	8.42	0.2020	1.73	8312	70.4526%	Fecal		CFU/100 mL	200	283.2	86400	-	8,475.0
5439000	7/31/2019	8.42	8.42	0.2020	1.73	8312	70.4526%	Fecal		CFU/100 mL	200	283.2	86400	-	8,475.0
5439000	12/26/2020	8.41	8.41	0.2020	1.73	8314	70.4696%	Fecal		CFU/100 mL	200	283.2	86400	-	8,465.1
5439000	2/19/2021	8.41	8.41	0.2020	1.73	8314	70.4696%	Fecal		CFU/100 mL	200	283.2	86400	-	8,465.1
5439000	11/6/1991	8.4	8.4	0.2020	1.73	8316	70.4865%	Fecal		CFU/100 mL	200	283.2	86400	-	8,455.2
5439000	10/26/1992	8.4	8.4	0.2020	1.73	8316	70.4865%	Fecal		CFU/100 mL	200	283.2	86400	-	8,455.2
5439000	10/27/1992	8.4	8.4	0.2020	1.73	8316	70.4865%	Fecal		CFU/100 mL	200	283.2	86400	-	8,455.2
5439000	10/18/1994	8.4	8.4	0.2020	1.73	8316	70.4865%	Fecal		CFU/100 mL	200	283.2	86400	-	8,455.2
5439000	12/24/1995	8.4	8.4	0.2020	1.73	8316	70.4865%	Fecal		CFU/100 mL	200	283.2	86400	-	8,455.2
5439000	1/3/1996	8.4	8.4	0.2020	1.73	8316	70.4865%	Fecal		CFU/100 mL	200	283.2	86400	-	8,455.2
5439000	1/9/1996	8.4	8.4	0.2020	1.73	8316	70.4865%	Fecal		CFU/100 mL	200	283.2	86400	-	8,455.2
5439000	9/11/1996	8.4	8.4	0.2020	1.73	8316	70.4865%	Fecal		CFU/100 mL	200	283.2	86400	-	8,455.2
5439000	10/3/1998	8.4	8.4	0.2020	1.73	8316	70.4865%	Fecal		CFU/100 mL	200	283.2	86400	-	8,455.2
5439000	9/28/2000	8.4	8.4	0.2020	1.73	8316	70.4865%	Fecal		CFU/100 mL	200	283.2	86400	-	8,455.2
5439000	2/5/2002	8.4	8.4	0.2020	1.73	8316	70.4865%	Fecal		CFU/100 mL	200	283.2	86400	-	8,455.2
5439000	12/25/2020	8.4	8.4	0.2020	1.73	8316	70.4865%	Fecal		CFU/100 mL	200	283.2	86400	-	8,455.2
5439000	1/31/2022	8.38	8.38	0.2020	1.72	8328	70.5882%	Fecal		CFU/100 mL	200	283.2	86400	-	8,435.4
5439000	10/6/2011	8.37	8.37	0.2020	1.72	8329	70.5967%	Fecal		CFU/100 mL	200	283.2	86400	-	8,425.5
5439000	12/27/2020	8.37	8.37	0.2020	1.72	8329	70.5967%	Fecal		CFU/100 mL	200	283.2	86400	-	8,425.5
5439000	12/28/2020	8.36	8.36	0.2020	1.72	8331	70.6137%	Fecal		CFU/100 mL	200	283.2	86400	-	8,415.7
5439000	3/2/2013	8.35	8.35	0.2020	1.72	8332	70.6221%	Fecal		CFU/100 mL	200	283.2	86400	-	8,405.8
5439000	11/19/2013	8.34	8.34	0.2020	1.72	8333	70.6306%	Fecal		CFU/100 mL	200	283.2	86400	-	8,395.9
5439000	12/7/2020	8.32	8.32	0.2020	1.71	8334	70.6391%	Fecal		CFU/100 mL	200	283.2	86400	-	8,376.1
5439000	1/14/2021	8.32	8.32	0.2020	1.71	8334	70.6391%	Fecal		CFU/100 mL	200	283.2	86400	-	8,376.1
5439000	3/23/2006	8.31	8.31	0.2020	1.71	8336	70.6560%	Fecal		CFU/100 mL	200	283.2	86400	-	8,366.2
5439000	1/2/1990	8.3	8.3	0.2020	1.71	8337	70.6645%	Fecal		CFU/100 mL	200	283.2	86400	-	8,356.3
5439000	9/26/1994	8.3	8.3	0.2020	1.71	8337	70.6645%	Fecal		CFU/100 mL	200	283.2	86400	-	8,356.3
5439000	10/20/1994	8.3	8.3	0.2020	1.71	8337	70.6645%	Fecal		CFU/100 mL	200	283.2	86400	-	8,356.3
5439000	12/26/1995	8.3	8.3	0.2020	1.71	8337	70.6645%	Fecal		CFU/100 mL	200	283.2	86400	-	8,356.3
5439000	4/5/1996	8.3	8.3	0.2020	1.71	8337	70.6645%	Fecal		CFU/100 mL	200	283.2	86400	-	8,356.3
5439000	10/23/1996	8.3	8.3	0.2020	1.71	8337	70.6645%	Fecal		CFU/100 mL	200	283.2	86400	-	8,356.3
5439000	7/27/1998	8.3	8.3	0.2020	1.71	8337	70.6645%	Fecal		CFU/100 mL	200	283.2	86400	-	8,356.3
5439000	1/3/1999	8.3	8.3	0.2020	1.71	8337	70.6645%	Fecal		CFU/100 mL	200	283.2	86400	-	8,356.3
5439000	10/15/1999	8.3	8.3	0.2020	1.71	8337	70.6645%	Fecal		CFU/100 mL	200	283.2	86400	-	8,356.3
5439000	12/25/2000	8.3	8.3	0.2020	1.71	8337	70.6645%	Fecal		CFU/100 mL	200	283.2	86400	-	8,356.3
5439000	12/27/2000	8.3	8.3	0.2020	1.71	8337	70.6645%	Fecal		CFU/100 mL	200	283.2	86400	-	8,356.3
5439000	10/1/2009	8.27	8.27	0.2020	1.70	8348	70.7578%	Fecal		CFU/100 mL	200	283.2	86400	-	8,326.7
5439000	7/26/2018	8.27	8.27	0.2020	1.70	8348	70.7578%	Fecal		CFU/100 mL	200	283.2	86400	-	8,326.7
5439000	11/16/2020	8.26	8.26	0.2020	1.70	8350	70.7747%	Fecal		CFU/100 mL	200	283.2	86400	-	8,316.8
5439000	9/22/2009	8.25	8.25	0.2020	1.70	8351	70.7832%	Fecal		CFU/100 mL	200	283.2	86400	-	8,306.9
5439000	10/13/2009	8.24	8.24	0.2020	1.70	8352	70.7917%	Fecal		CFU/100 mL	200	283.2	86400	-	8,297.0
5439000	2/17/2021	8.24	8.24	0.2020	1.70	8352	70.7917%	Fecal		CFU/100 mL	200	283.2	86400	-	8,297.0
5439000	1/20/2022	8.24	8.24	0.2020	1.70	8352	70.7917%	Fecal		CFU/100 mL	200	283.2	86400	-	8,297.0
5439000	11/4/2004	8.22	8.22	0.2020	1.69	8355	70.8171%	Fecal		CFU/100 mL	200	283.2	86400	-	8,277.3
5439000	1/8/2015	8.22	8.22	0.2020	1.69	8355	70.8171%	Fecal		CFU/100 mL	200	283.2	86400	-	8,277.3
5439000	12/24/2017	8.22	8.22	0.2020	1.69	8355	70.8171%	Fecal		CFU/100 mL	200	283.2	86400	-	8,277.3
5439000	6/24/1992	8.2	8.2	0.2020	1.69	8358	70.8425%	Fecal		CFU/100 mL	200	283.2	86400	-	8,257.5
5439000	10/28/1992	8.2	8.2	0.2020	1.69	8358	70.8425%	Fecal		CFU/100 mL	200	283.2	86400	-	8,257.5
5439000	10/19/1994	8.2	8.2	0.2020	1.69	8358	70.8425%	Fecal		CFU/100 mL	200	283.2	86400	-	8,257.5
5439000	7/16/1999	8.2	8.2	0.2020	1.69	8358	70.8425%	Fecal		CFU/100 mL	200	283.2	86400	-	8,257.5
5439000	8/25/1999	8.2	8.2	0.2020	1.69	8358	70.8425%	Fecal		CFU/100 mL	200	283.2	86400	-	8,257.5
5439000	1/18/2002	8.2	8.2	0.2020	1.69	8358	70.8425%	Fecal		CFU/100 mL	200	283.2	86400	-	8,257.5
5439000	12/23/2003	8.19	8.19	0.2020	1.69	8364	70.8934%	Fecal		CFU/100 mL	200	283.2	86400	-	8,247.6
5439000	4/1/2006	8.19	8.19	0.2020	1.69	8364	70.8934%	Fecal		CFU/100 mL	200	283.2	86400	-	8,247.6
5439000	3/3/2013	8.19	8.19	0.2020	1.69	8364	70.8934%	Fecal		CFU/100 mL	200	283.2	86400	-	8,247.6
5439000	7/6/2003	8.17	8.17	0.2020	1.68	8367	70.9188%	Fecal		CFU/100 mL	200	283.2	86400	-	8,227.8
5439000	10/21/2001	8.16	8.16	0.2020	1.68	8368	70.9273%	Fecal		CFU/100 mL	200	283.2	86400	-	8,217.9
5439000	6/11/2005	8.15	8.15	0.2020	1.68	8369	70.9358%	Fecal		CFU/100 mL	200	283.2	86400	-	8,208.1
5439000	2/6/2002	8.14	8.14	0.2020	1.68	8370	70.9442%	Fecal		CFU/100 mL	200	283.2	86400	-	8,198.2
5439000	2/1/2022	8.13	8.13	0.2020	1.67	8371	70.9527%	Fecal		CFU/100 mL	200	283.2	86400	-	8,188.3
5439000	10/19/2001	8.12	8.12	0.2020	1.67	8372	70.9612%	Fecal		CFU/100 mL	200	283.2	86400	-	8,178.4
5439000	9/8/2008	8.12	8.12	0.2020	1.67	8372	70.9612%	Fecal		CFU/100 mL	200	283.2	86400	-	8,178.4
5439000	9/18/2012	8.12	8.12	0.2020	1.67	8372	70.9612%	Fecal		CFU/100 mL	200	283.2	86400	-	8,178.4
5439000	6/25/1992	8.1	8.1	0.2020	1.67	8375	70.9866%	Fecal		CFU/100 mL	200	283.2	86400	-	8,158.6

Gage ID	Date	Discharge (CFS)	Gage Discharge (less Surrogate NPDES) (CFS)	Watershed Area Ratio	Calculated flow (CFS)	Rank	Flow Exceedance %	Parameter	Results	Units (mg or micro_gram	Limit/Standard	100mL/CF	sec/day	Actual Load (million colonies/day)	Allowable Load (million colonies/day)
5439000	10/29/1992	8.1	8.1	0.2020	1.67	8375	70.9866%	Fecal		CFU/100 mL	200	283.2	86400	-	8,158.6
5439000	10/24/1994	8.1	8.1	0.2020	1.67	8375	70.9866%	Fecal		CFU/100 mL	200	283.2	86400	-	8,158.6
5439000	10/29/1994	8.1	8.1	0.2020	1.67	8375	70.9866%	Fecal		CFU/100 mL	200	283.2	86400	-	8,158.6
5439000	2/23/1996	8.1	8.1	0.2020	1.67	8375	70.9866%	Fecal		CFU/100 mL	200	283.2	86400	-	8,158.6
5439000	4/11/1996	8.1	8.1	0.2020	1.67	8375	70.9866%	Fecal		CFU/100 mL	200	283.2	86400	-	8,158.6
5439000	12/26/2000	8.1	8.1	0.2020	1.67	8375	70.9866%	Fecal		CFU/100 mL	200	283.2	86400	-	8,158.6
5439000	9/22/2001	8.1	8.1	0.2020	1.67	8375	70.9866%	Fecal		CFU/100 mL	200	283.2	86400	-	8,158.6
5439000	1/4/2018	8.09	8.09	0.2020	1.67	8383	71.0544%	Fecal		CFU/100 mL	200	283.2	86400	-	8,148.7
5439000	9/10/2019	8.09	8.09	0.2020	1.67	8383	71.0544%	Fecal		CFU/100 mL	200	283.2	86400	-	8,148.7
5439000	12/18/2002	8.07	8.07	0.2020	1.66	8385	71.0714%	Fecal		CFU/100 mL	200	283.2	86400	-	8,129.0
5439000	1/19/2002	8.06	8.06	0.2020	1.66	8386	71.0798%	Fecal		CFU/100 mL	200	283.2	86400	-	8,119.1
5439000	11/28/2005	8.05	8.05	0.2020	1.66	8387	71.0883%	Fecal		CFU/100 mL	200	283.2	86400	-	8,109.2
5439000	10/31/2014	8.05	8.05	0.2020	1.66	8387	71.0883%	Fecal		CFU/100 mL	200	283.2	86400	-	8,109.2
5439000	5/30/1994	8.04	8.04	0.2020	1.66	8389	71.1053%	Fecal		CFU/100 mL	200	283.2	86400	-	8,099.3
5439000	7/23/2003	8.04	8.04	0.2020	1.66	8389	71.1053%	Fecal		CFU/100 mL	200	283.2	86400	-	8,099.3
5439000	11/6/2014	8.03	8.03	0.2020	1.65	8391	71.1222%	Fecal		CFU/100 mL	200	283.2	86400	-	8,089.4
5439000	7/18/2017	8.03	8.03	0.2020	1.65	8391	71.1222%	Fecal		CFU/100 mL	200	283.2	86400	-	8,089.4
5439000	12/10/2020	8.02	8.02	0.2020	1.65	8393	71.1392%	Fecal		CFU/100 mL	200	283.2	86400	-	8,079.5
5439000	4/8/2003	8.01	8.01	0.2020	1.65	8394	71.1477%	Fecal		CFU/100 mL	200	283.2	86400	-	8,069.7
5439000	1/2/2018	8.01	8.01	0.2020	1.65	8394	71.1477%	Fecal		CFU/100 mL	200	283.2	86400	-	8,069.7
5439000	10/4/1991	8	8	0.2020	1.65	8396	71.1646%	Fecal		CFU/100 mL	200	283.2	86400	-	8,059.8
5439000	7/14/1992	8	8	0.2020	1.65	8396	71.1646%	Fecal		CFU/100 mL	200	283.2	86400	-	8,059.8
5439000	10/31/1992	8	8	0.2020	1.65	8396	71.1646%	Fecal		CFU/100 mL	200	283.2	86400	-	8,059.8
5439000	7/29/1995	8	8	0.2020	1.65	8396	71.1646%	Fecal		CFU/100 mL	200	283.2	86400	-	8,059.8
5439000	12/25/1995	8	8	0.2020	1.65	8396	71.1646%	Fecal		CFU/100 mL	200	283.2	86400	-	8,059.8
5439000	1/4/1996	8	8	0.2020	1.65	8396	71.1646%	Fecal		CFU/100 mL	200	283.2	86400	-	8,059.8
5439000	1/8/1996	8	8	0.2020	1.65	8396	71.1646%	Fecal		CFU/100 mL	200	283.2	86400	-	8,059.8
5439000	7/18/1997	8	8	0.2020	1.65	8396	71.1646%	Fecal		CFU/100 mL	200	283.2	86400	-	8,059.8
5439000	7/28/1998	8	8	0.2020	1.65	8396	71.1646%	Fecal		CFU/100 mL	200	283.2	86400	-	8,059.8
5439000	10/7/1998	8	8	0.2020	1.65	8396	71.1646%	Fecal		CFU/100 mL	200	283.2	86400	-	8,059.8
5439000	1/6/1999	8	8	0.2020	1.65	8396	71.1646%	Fecal		CFU/100 mL	200	283.2	86400	-	8,059.8
5439000	11/11/1999	8	8	0.2020	1.65	8396	71.1646%	Fecal		CFU/100 mL	200	283.2	86400	-	8,059.8
5439000	12/18/2004	8	8	0.2020	1.65	8396	71.1646%	Fecal		CFU/100 mL	200	283.2	86400	-	8,059.8
5439000	2/4/2013	8	8	0.2020	1.65	8396	71.1646%	Fecal		CFU/100 mL	200	283.2	86400	-	8,059.8
5439000	11/1/2014	7.99	7.99	0.2020	1.64	8410	71.2833%	Fecal		CFU/100 mL	200	283.2	86400	-	8,049.9
5439000	10/23/2010	7.98	7.98	0.2020	1.64	8411	71.2917%	Fecal		CFU/100 mL	200	283.2	86400	-	8,040.0
5439000	10/7/2009	7.97	7.97	0.2020	1.64	8412	71.3002%	Fecal		CFU/100 mL	200	283.2	86400	-	8,030.1
5439000	10/30/2015	7.96	7.96	0.2020	1.64	8413	71.3087%	Fecal		CFU/100 mL	200	283.2	86400	-	8,020.2
5439000	7/25/1994	7.95	7.95	0.2020	1.64	8414	71.3172%	Fecal		CFU/100 mL	200	283.2	86400	-	8,010.3
5439000	1/28/2006	7.94	7.94	0.2020	1.63	8415	71.3256%	Fecal		CFU/100 mL	200	283.2	86400	-	8,000.5
5439000	7/10/2006	7.94	7.94	0.2020	1.63	8415	71.3256%	Fecal		CFU/100 mL	200	283.2	86400	-	8,000.5
5439000	10/2/2006	7.94	7.94	0.2020	1.63	8415	71.3256%	Fecal		CFU/100 mL	200	283.2	86400	-	8,000.5
5439000	11/8/1991	7.9	7.9	0.2020	1.63	8418	71.3511%	Fecal		CFU/100 mL	200	283.2	86400	-	7,960.9
5439000	6/21/1992	7.9	7.9	0.2020	1.63	8418	71.3511%	Fecal		CFU/100 mL	200	283.2	86400	-	7,960.9
5439000	9/12/1996	7.9	7.9	0.2020	1.63	8418	71.3511%	Fecal		CFU/100 mL	200	283.2	86400	-	7,960.9
5439000	7/12/1997	7.9	7.9	0.2020	1.63	8418	71.3511%	Fecal		CFU/100 mL	200	283.2	86400	-	7,960.9
5439000	10/24/2007	7.9	7.9	0.2020	1.63	8418	71.3511%	Fecal		CFU/100 mL	200	283.2	86400	-	7,960.9
5439000	1/31/2021	7.9	7.9	0.2020	1.63	8418	71.3511%	Fecal		CFU/100 mL	200	283.2	86400	-	7,960.9
5439000	2/2/2022	7.89	7.89	0.2020	1.62	8424	71.4019%	Fecal		CFU/100 mL	200	283.2	86400	-	7,951.0
5439000	1/7/2005	7.88	7.88	0.2020	1.62	8425	71.4104%	Fecal		CFU/100 mL	200	283.2	86400	-	7,941.1
5439000	10/4/2018	7.88	7.88	0.2020	1.62	8425	71.4104%	Fecal		CFU/100 mL	200	283.2	86400	-	7,941.1
5439000	7/17/2003	7.87	7.87	0.2020	1.62	8427	71.4274%	Fecal		CFU/100 mL	200	283.2	86400	-	7,931.3
5439000	9/25/2016	7.87	7.87	0.2020	1.62	8427	71.4274%	Fecal		CFU/100 mL	200	283.2	86400	-	7,931.3
5439000	12/30/2010	7.86	7.86	0.2020	1.62	8429	71.4443%	Fecal		CFU/100 mL	200	283.2	86400	-	7,921.4
5439000	7/12/2006	7.85	7.85	0.2020	1.62	8430	71.4528%	Fecal		CFU/100 mL	200	283.2	86400	-	7,911.5
5439000	3/8/2013	7.84	7.84	0.2020	1.61	8431	71.4613%	Fecal		CFU/100 mL	200	283.2	86400	-	7,901.6
5439000	12/13/2021	7.84	7.84	0.2020	1.61	8431	71.4613%	Fecal		CFU/100 mL	200	283.2	86400	-	7,901.6
5439000	9/7/2014	7.83	7.83	0.2020	1.61	8433	71.4782%	Fecal		CFU/100 mL	200	283.2	86400	-	7,891.7
5439000	11/14/2006	7.82	7.82	0.2020	1.61	8434	71.4867%	Fecal		CFU/100 mL	200	283.2	86400	-	7,881.8
5439000	6/23/1992	7.8	7.8	0.2020	1.61	8435	71.4952%	Fecal		CFU/100 mL	200	283.2	86400	-	7,862.1
5439000	8/8/1992	7.8	7.8	0.2020	1.61	8435	71.4952%	Fecal		CFU/100 mL	200	283.2	86400	-	7,862.1
5439000	3/10/1996	7.8	7.8	0.2020	1.61	8435	71.4952%	Fecal		CFU/100 mL	200	283.2	86400	-	7,862.1
5439000	3/11/1996	7.8	7.8	0.2020	1.61	8435	71.4952%	Fecal		CFU/100 mL	200	283.2	86400	-	7,862.1
5439000	11/6/1997	7.8	7.8	0.2020	1.61	8435	71.4952%	Fecal		CFU/100 mL	200	283.2	86400	-	7,862.1
5439000	10/14/2009	7.8	7.8	0.2020	1.61	8435	71.4952%	Fecal		CFU/100 mL	200	283.2	86400	-	7,862.1
5439000	8/26/2014	7.79	7.79	0.2020	1.60	8441	71.5460%	Fecal		CFU/100 mL	200	283.2	86400	-	7,852.2
5439000	1/9/2022	7.78	7.78	0.2020	1.60	8442	71.5545%	Fecal		CFU/100 mL	200	283.2	86400	-	7,842.3
5439000	1/10/2022	7.78	7.78	0.2020	1.60	8442	71.5545%	Fecal		CFU/100 mL	200	283.2	86400	-	7,842.3
5439000	11/7/2014	7.77	7.77	0.2020	1.60	8444	71.5715%	Fecal		CFU/100 mL	200	283.2	86400	-	7,832.4
5439000	1/9/2015	7.77	7.77	0.2020	1.60	8444	71.5715%	Fecal		CFU/100 mL	200	283.2	86400	-	7,832.4
5439000	3/25/2006	7.76	7.76	0.2020	1.60	8446	71.5884%	Fecal		CFU/100 mL	200	283.2	86400	-	7,822.5
5439000	11/29/2007	7.76	7.76	0.2020	1.60	8446	71.5884%	Fecal		CFU/100 mL	200	283.2	86400	-	7,822.5
5439000	11/19/2003	7.75	7.75	0.2020	1.60	8448	71.6054%	Fecal		CFU/100 mL	200	283.2	86400	-	7,812.6
5439000	8/11/2009	7.73	7.73	0.2020	1.59	8449	71.6138%	Fecal		CFU/100 mL	200	283.2	86400	-	7,792.9
5439000	11/9/2014	7.73	7.73	0.2020	1.59	8449	71.6138%	Fecal		CFU/100 mL	200	283.2	86400	-	7,792.9
5439000	8/2/2016	7.73	7.73	0.2020	1.59	8449	71.6138%	Fecal		CFU/100 mL	200	283.2	86400	-	7,792.9
5439000	11/1/2021	7.73	7.73	0.2020	1.59	8449	71.6138%	Fecal		CFU/100 mL	200	283.2	86400	-	7,792.9
5439000	7/23/2004	7.72	7.72	0.2020	1.59	8453	71.6477%	Fecal		CFU/100 mL	200	283.2	86400	-	7,783.0
5439000	10/27/2020	7.71	7.71	0.2020	1.59	8454	71.6562%	Fecal		CFU/100 mL	200	283.2	86400	-	7,773.1
5439000	9/12/1990	7.7	7.7	0.2020	1.59	8455	71.6647%	Fecal		CFU/100 mL	200	283.2	86400	-	7,763.2
5439000	10/26/1994	7.7	7.7	0.2020	1.59	8455	71.6647%	Fecal		CFU/100 mL	200	283.2	86400	-	7,763.2
5439000	1/5/1996	7.7	7.7	0.2020	1.59	8455	71.6647%	Fecal		CFU/100 mL	200	283.2	86400	-	7,763.2
5439000	1/6/1996	7.7	7.7	0.2020	1.59	8455	71.6647%	Fecal		CFU/100 mL	200	283.2	86400	-	7,763.2
5439000	1/7/1996	7.7	7.7	0.2020	1.59	8455	71.6647%	Fecal		CFU/100 mL	200	283.2	86400	-	7,763.2
5439000	10/10/1999	7.7	7.7	0.2020	1.59	8455	71.6647%	Fecal		CFU/100 mL	200	283.2	86400	-	7,763.2
5439000	12/9/1999	7.7	7.7	0.2020	1.59	8455	71.6647%	Fecal		CFU/100 mL	200	283.2	86400	-	7,763.2
5439000	12/15/1999	7.7	7.7	0.2020	1.59	8455	71.6647%	Fecal		CFU/100 mL	200	283.2	86400	-	7,763.2
5439000	6/12/2005	7.7	7.7	0.2020	1.59	8455	71.6647%	Fecal		CFU/100 mL	200	283.2	86400	-	7,763.2
5439000	8/20/2017	7.7	7.7	0.2020	1.59	8455	71.6647%	Fecal		CFU/100 mL	200	283.2	86400	-	7,763.2
5439000	3/25/2003	7.69	7.69	0.2020	1.58	8465	71.7494%	Fecal		CFU/100 mL	200	283.2	86400	-	7,753.3
5439000	2/3/2022	7.69	7.69	0.2020	1.58	8465	71.7494%	Fecal		CFU/100 mL	200	283.2	86400	-	7,753.3
5439000	2/16/2021	7.68	7.68	0.2020	1.58	8467	71.7664%	Fecal		CFU/100 mL	200	283.2	86400	-	7,743.4
5439000	10/17/2011	7.67	7.67	0.2020	1.58	8468	71.7749%	Fecal		CFU/100 mL	200	283.2	86400	-	7,733.6
5439000	12/29/2003	7.66	7.66	0.2020	1.58	8469	71.7834%	Fecal		CFU/100 mL	200	283.2	86400	-	7,723.7
5439000	9/11/2009	7.65	7.65	0.2020	1.58	8470	71.7918%	Fecal		CFU/100 mL	200	283.2	86400	-	7,713.8
5439000	10/20/2011	7.63	7.63	0.2020	1.57	8471	71.8003%	Fecal		CFU/100 mL	200	283.2	86400	-	7,694.0
5439000	8/9/2021	7.62	7.62	0.2020	1.57	8472	71.8088%	Fecal		CFU/100 mL	200	283.2	86400	-	7,684.1
5439000	10/30/1994	7.6	7.6	0.2020	1.57	8473	71.8173%	Fecal		CFU/100 mL	200	283.2	86400	-	7,664.4
5439000	2/26/1996	7.6	7.6	0.2020	1.57	8473	71.8173%	Fecal		CFU/100 mL	200	283.2	86400	-	7,664.4
5439000	9/13/1996	7.6	7.6	0.2020	1.57	8473	71.8173%	Fecal		CFU/100 mL	200	283.2	86400	-	7,664.4
5439000	12/2/1996	7.6	7.6	0.2020	1.57	8473	71.8173%	Fecal		CFU/100 mL	200	283.2	86400	-	7,664.4
5439000	12/10/2007	7.6	7.6	0.2020	1.57	8473	71.8173%	Fecal		CFU/100 mL	200	283.2	86400	-	7,664.4
5439000	7/13/2002	7.59	7.59	0.2020	1.56	8478	71.8596%	Fecal		CFU/100 mL	200	283.2	86400	-	7,654.5
5439000	8/14/2014	7.59	7.59	0.2020	1.56	8478	71.8596%	Fecal		CFU/100 mL	200	283.2	86400	-	7,654.5
5439000	1/3/2018	7.59	7.59	0.2020	1.56	8478	71.8596%	Fecal		CFU/100 mL	200	283.2	86400	-	7,654.5
5439000	8/24/1994	7.57	7.57	0.2020	1.56	8481	71.8851%	Fecal		CFU/100 mL	200	283.2	86400	-	7,634.7
5439000	8/2/2021	7.57	7.57	0.2020	1.56	8481	71.8851%	Fecal		CFU/100 mL	200	283.2	86400	-	7,634.7
5439000	10/5/2011	7.56	7.56	0.2020	1.56	8483	71.9020%	Fecal		CFU/100 mL	200	283.2	86400	-	7,624.8
5439000	11/3/2014	7.56	7.56	0.2020	1.56	8483	71.9020%	Fecal		CFU/100 mL	200	283.2	86400	-	7,624.8
5439000	6/8/1994	7.54	7.54	0.2020	1.55	8485	71.9190%	Fecal		CFU/100 mL	200	283.2	86400	-	7,605.0
5439000	8/28/2011	7.54	7.54	0.2020	1.55	8485	71.9190%	Fecal		CFU/100 mL	200	283.2	86400	-	7,605.0
5439000	1/13/2013	7.54	7.54	0.2020	1.55	8485	71.9190%	Fecal		CFU/100 mL	200	283.2	86400	-	7,605.0
5439000	7/27/2013	7.53	7.53	0.2020	1.55	8488	71.9444%	Fecal		CFU/100 mL	200	283.2	86400	-	7,595.2
5439000	1/11/2014	7.53	7.53	0.2020	1.55	8488	71.9444%	Fecal		CFU/100 mL	200	283.2	86400	-	7,595.2
5439000	10/29/2015	7.53	7.53	0.2020	1.55	8488	71.9444%	Fecal		CFU/100 mL	200	283.2	86400	-	7,595.2
5439000	1/6/2021	7.52	7.52	0.2020	1.55	8491	71.9698%	Fecal		CFU/100 mL	200	283.2	86400	-	7,585.3
5439000	12/21/2003	7.51	7.51	0.2020	1.55	8492	71.9783%	Fecal		CFU/100 mL	200	283.2	86400	-	7,575.4
5439000	7/8/1992	7.5	7.5	0.2020	1.55	8493	71.9868%	Fecal		CFU/100 mL	200	283.2	86400	-	7,565.5
5439000	10/30/1992	7.5	7.5	0.2020	1.55	8493	71.9868%	Fecal		CFU/100 mL	200	283.2	86400	-	7,565.5
5439000	2/16/1996	7.5	7.5	0.2020	1.55	8493	71.9868%	Fecal		CFU/100 mL	200	283.2	86400	-	7,565.5
5439000	2/18/1996	7.5	7.5	0.2020	1.55	8493	71.9868%	Fecal		CFU/100 mL	200	283.2	86400	-	7,565.5
5439000	9/29/1996	7.5	7.5	0.2020	1.55	8493	71.9868%	Fecal		CFU/100 mL	200	283.2	86400	-	7,565.5
5439000	9/16/1998	7.5	7.5	0.2020	1.55	8493	71.9868%	Fecal		CFU/100 mL	200	283.2	86400	-	7,565.5
5439000	1/4/1999	7.5	7.5	0.2020	1.55	8493	71.9868%	Fecal		CFU/100 mL	200	283.2	86400	-	7,565.5
5439000	8/19/2000	7.5	7.5	0.2020	1.55	8493	71.9868%	Fecal		CFU/100 mL	200	283.2	86400	-	7,565.5

Gage ID	Date	Discharge (CFS)	Gage Discharge (less Surrogate NPDES) (CFS)	Watershed Area Ratio	Calculated flow (CFS)	Rank	Flow Exceedance %	Parameter	Results	Units (mg or micro_gram	Limit/Standard	100mL/CF	sec/day	Actual Load (million colonies/day)	Allowable Load (million colonies/day)
5439000	9/13/2000	7.5	7.5	0.2020	1.55	8493	71.9868%	Fecal		CFU/100 mL	200	283.2	86400	-	7,565.5
5439000	2/4/2021	7.5	7.5	0.2020	1.55	8493	71.9868%	Fecal		CFU/100 mL	200	283.2	86400	-	7,565.5
5439000	1/5/2005	7.48	7.48	0.2020	1.54	8503	72.0715%	Fecal		CFU/100 mL	200	283.2	86400	-	7,545.7
5439000	6/13/2005	7.48	7.48	0.2020	1.54	8503	72.0715%	Fecal		CFU/100 mL	200	283.2	86400	-	7,545.7
5439000	8/24/2009	7.48	7.48	0.2020	1.54	8503	72.0715%	Fecal		CFU/100 mL	200	283.2	86400	-	7,545.7
5439000	8/5/2011	7.48	7.48	0.2020	1.54	8503	72.0715%	Fecal		CFU/100 mL	200	283.2	86400	-	7,545.7
5439000	8/4/2009	7.47	7.47	0.2020	1.54	8507	72.1054%	Fecal		CFU/100 mL	200	283.2	86400	-	7,535.8
5439000	8/20/2019	7.47	7.47	0.2020	1.54	8507	72.1054%	Fecal		CFU/100 mL	200	283.2	86400	-	7,535.8
5439000	11/24/2007	7.46	7.46	0.2020	1.54	8509	72.1224%	Fecal		CFU/100 mL	200	283.2	86400	-	7,526.0
5439000	1/19/2022	7.46	7.46	0.2020	1.54	8509	72.1224%	Fecal		CFU/100 mL	200	283.2	86400	-	7,526.0
5439000	12/1/2007	7.45	7.45	0.2020	1.54	8511	72.1393%	Fecal		CFU/100 mL	200	283.2	86400	-	7,516.1
5439000	2/10/2022	7.45	7.45	0.2020	1.54	8511	72.1393%	Fecal		CFU/100 mL	200	283.2	86400	-	7,516.1
5439000	8/12/2005	7.44	7.44	0.2020	1.53	8513	72.1563%	Fecal		CFU/100 mL	200	283.2	86400	-	7,506.2
5439000	7/27/2018	7.44	7.44	0.2020	1.53	8513	72.1563%	Fecal		CFU/100 mL	200	283.2	86400	-	7,506.2
5439000	6/13/1994	7.43	7.43	0.2020	1.53	8515	72.1732%	Fecal		CFU/100 mL	200	283.2	86400	-	7,496.3
5439000	8/13/2015	7.43	7.43	0.2020	1.53	8515	72.1732%	Fecal		CFU/100 mL	200	283.2	86400	-	7,496.3
5439000	11/14/2015	7.43	7.43	0.2020	1.53	8515	72.1732%	Fecal		CFU/100 mL	200	283.2	86400	-	7,496.3
5439000	8/23/2010	7.42	7.42	0.2020	1.53	8518	72.1987%	Fecal		CFU/100 mL	200	283.2	86400	-	7,486.4
5439000	8/12/2011	7.42	7.42	0.2020	1.53	8518	72.1987%	Fecal		CFU/100 mL	200	283.2	86400	-	7,486.4
5439000	3/21/2003	7.41	7.41	0.2020	1.53	8520	72.2156%	Fecal		CFU/100 mL	200	283.2	86400	-	7,476.5
5439000	11/12/2014	7.41	7.41	0.2020	1.53	8520	72.2156%	Fecal		CFU/100 mL	200	283.2	86400	-	7,476.5
5439000	7/23/1991	7.4	7.4	0.2020	1.53	8522	72.2326%	Fecal		CFU/100 mL	200	283.2	86400	-	7,466.6
5439000	8/12/1991	7.4	7.4	0.2020	1.53	8522	72.2326%	Fecal		CFU/100 mL	200	283.2	86400	-	7,466.6
5439000	10/8/1991	7.4	7.4	0.2020	1.53	8522	72.2326%	Fecal		CFU/100 mL	200	283.2	86400	-	7,466.6
5439000	7/18/1999	7.4	7.4	0.2020	1.53	8522	72.2326%	Fecal		CFU/100 mL	200	283.2	86400	-	7,466.6
5439000	10/11/1999	7.4	7.4	0.2020	1.53	8522	72.2326%	Fecal		CFU/100 mL	200	283.2	86400	-	7,466.6
5439000	10/16/1999	7.4	7.4	0.2020	1.53	8522	72.2326%	Fecal		CFU/100 mL	200	283.2	86400	-	7,466.6
5439000	12/10/1999	7.4	7.4	0.2020	1.53	8522	72.2326%	Fecal		CFU/100 mL	200	283.2	86400	-	7,466.6
5439000	7/11/2001	7.4	7.4	0.2020	1.53	8522	72.2326%	Fecal		CFU/100 mL	200	283.2	86400	-	7,466.6
5439000	11/25/2007	7.38	7.38	0.2020	1.52	8530	72.3004%	Fecal		CFU/100 mL	200	283.2	86400	-	7,446.9
5439000	11/26/2007	7.38	7.38	0.2020	1.52	8530	72.3004%	Fecal		CFU/100 mL	200	283.2	86400	-	7,446.9
5439000	9/8/2014	7.37	7.37	0.2020	1.52	8532	72.3173%	Fecal		CFU/100 mL	200	283.2	86400	-	7,437.0
5439000	1/10/2015	7.37	7.37	0.2020	1.52	8532	72.3173%	Fecal		CFU/100 mL	200	283.2	86400	-	7,437.0
5439000	6/9/1994	7.36	7.36	0.2020	1.52	8534	72.3343%	Fecal		CFU/100 mL	200	283.2	86400	-	7,427.1
5439000	8/9/2015	7.35	7.35	0.2020	1.52	8535	72.3428%	Fecal		CFU/100 mL	200	283.2	86400	-	7,417.2
5439000	3/29/2006	7.33	7.33	0.2020	1.51	8536	72.3512%	Fecal		CFU/100 mL	200	283.2	86400	-	7,397.4
5439000	8/2/2008	7.33	7.33	0.2020	1.51	8536	72.3512%	Fecal		CFU/100 mL	200	283.2	86400	-	7,397.4
5439000	9/5/2018	7.33	7.33	0.2020	1.51	8536	72.3512%	Fecal		CFU/100 mL	200	283.2	86400	-	7,397.4
5439000	4/9/2003	7.32	7.32	0.2020	1.51	8539	72.3767%	Fecal		CFU/100 mL	200	283.2	86400	-	7,387.6
5439000	1/6/2005	7.32	7.32	0.2020	1.51	8539	72.3767%	Fecal		CFU/100 mL	200	283.2	86400	-	7,387.6
5439000	11/17/2014	7.32	7.32	0.2020	1.51	8539	72.3767%	Fecal		CFU/100 mL	200	283.2	86400	-	7,387.6
5439000	10/25/2007	7.31	7.31	0.2020	1.51	8542	72.4021%	Fecal		CFU/100 mL	200	283.2	86400	-	7,377.7
5439000	7/9/1991	7.3	7.3	0.2020	1.51	8543	72.4106%	Fecal		CFU/100 mL	200	283.2	86400	-	7,367.8
5439000	10/25/1994	7.3	7.3	0.2020	1.51	8543	72.4106%	Fecal		CFU/100 mL	200	283.2	86400	-	7,367.8
5439000	2/24/1996	7.3	7.3	0.2020	1.51	8543	72.4106%	Fecal		CFU/100 mL	200	283.2	86400	-	7,367.8
5439000	3/15/1996	7.3	7.3	0.2020	1.51	8543	72.4106%	Fecal		CFU/100 mL	200	283.2	86400	-	7,367.8
5439000	4/6/1996	7.3	7.3	0.2020	1.51	8543	72.4106%	Fecal		CFU/100 mL	200	283.2	86400	-	7,367.8
5439000	11/7/1996	7.3	7.3	0.2020	1.51	8543	72.4106%	Fecal		CFU/100 mL	200	283.2	86400	-	7,367.8
5439000	8/9/1998	7.3	7.3	0.2020	1.51	8543	72.4106%	Fecal		CFU/100 mL	200	283.2	86400	-	7,367.8
5439000	8/15/2000	7.3	7.3	0.2020	1.51	8543	72.4106%	Fecal		CFU/100 mL	200	283.2	86400	-	7,367.8
5439000	10/25/2011	7.3	7.3	0.2020	1.51	8543	72.4106%	Fecal		CFU/100 mL	200	283.2	86400	-	7,367.8
5439000	5/31/1994	7.29	7.29	0.2020	1.50	8552	72.4869%	Fecal		CFU/100 mL	200	283.2	86400	-	7,357.9
5439000	7/1/2003	7.29	7.29	0.2020	1.50	8552	72.4869%	Fecal		CFU/100 mL	200	283.2	86400	-	7,357.9
5439000	10/27/2010	7.28	7.28	0.2020	1.50	8554	72.5038%	Fecal		CFU/100 mL	200	283.2	86400	-	7,348.0
5439000	10/20/2001	7.26	7.26	0.2020	1.50	8555	72.5123%	Fecal		CFU/100 mL	200	283.2	86400	-	7,328.3
5439000	2/3/2007	7.26	7.26	0.2020	1.50	8555	72.5123%	Fecal		CFU/100 mL	200	283.2	86400	-	7,328.3
5439000	2/4/2007	7.26	7.26	0.2020	1.50	8555	72.5123%	Fecal		CFU/100 mL	200	283.2	86400	-	7,328.3
5439000	2/7/2007	7.26	7.26	0.2020	1.50	8555	72.5123%	Fecal		CFU/100 mL	200	283.2	86400	-	7,328.3
5439000	2/13/2007	7.26	7.26	0.2020	1.50	8555	72.5123%	Fecal		CFU/100 mL	200	283.2	86400	-	7,328.3
5439000	2/15/2007	7.26	7.26	0.2020	1.50	8555	72.5123%	Fecal		CFU/100 mL	200	283.2	86400	-	7,328.3
5439000	12/9/2003	7.25	7.25	0.2020	1.50	8561	72.5631%	Fecal		CFU/100 mL	200	283.2	86400	-	7,318.4
5439000	8/2/2003	7.24	7.24	0.2020	1.49	8562	72.5716%	Fecal		CFU/100 mL	200	283.2	86400	-	7,308.5
5439000	11/27/2007	7.23	7.23	0.2020	1.49	8563	72.5801%	Fecal		CFU/100 mL	200	283.2	86400	-	7,298.6
5439000	11/9/2013	7.22	7.22	0.2020	1.49	8564	72.5886%	Fecal		CFU/100 mL	200	283.2	86400	-	7,288.7
5439000	1/5/2018	7.21	7.21	0.2020	1.49	8565	72.5971%	Fecal		CFU/100 mL	200	283.2	86400	-	7,278.8
5439000	10/3/2000	7.2	7.2	0.2020	1.49	8566	72.6055%	Fecal		CFU/100 mL	200	283.2	86400	-	7,268.9
5439000	1/22/2021	7.2	7.2	0.2020	1.49	8566	72.6055%	Fecal		CFU/100 mL	200	283.2	86400	-	7,268.9
5439000	9/1/2015	7.19	7.19	0.2020	1.48	8568	72.6225%	Fecal		CFU/100 mL	200	283.2	86400	-	7,259.1
5439000	8/31/2018	7.19	7.19	0.2020	1.48	8568	72.6225%	Fecal		CFU/100 mL	200	283.2	86400	-	7,259.1
5439000	2/4/2022	7.19	7.19	0.2020	1.48	8568	72.6225%	Fecal		CFU/100 mL	200	283.2	86400	-	7,259.1
5439000	6/14/2005	7.18	7.18	0.2020	1.48	8571	72.6479%	Fecal		CFU/100 mL	200	283.2	86400	-	7,249.2
5439000	10/31/2006	7.17	7.17	0.2020	1.48	8572	72.6564%	Fecal		CFU/100 mL	200	283.2	86400	-	7,239.3
5439000	9/22/2006	7.16	7.16	0.2020	1.48	8573	72.6649%	Fecal		CFU/100 mL	200	283.2	86400	-	7,229.4
5439000	8/4/1994	7.13	7.13	0.2020	1.47	8574	72.6733%	Fecal		CFU/100 mL	200	283.2	86400	-	7,199.7
5439000	10/21/2011	7.13	7.13	0.2020	1.47	8574	72.6733%	Fecal		CFU/100 mL	200	283.2	86400	-	7,199.7
5439000	9/12/2006	7.11	7.11	0.2020	1.47	8576	72.6903%	Fecal		CFU/100 mL	200	283.2	86400	-	7,180.0
5439000	11/8/2014	7.11	7.11	0.2020	1.47	8576	72.6903%	Fecal		CFU/100 mL	200	283.2	86400	-	7,180.0
5439000	8/11/1991	7.1	7.1	0.2020	1.47	8578	72.7072%	Fecal		CFU/100 mL	200	283.2	86400	-	7,170.1
5439000	8/13/1991	7.1	7.1	0.2020	1.47	8578	72.7072%	Fecal		CFU/100 mL	200	283.2	86400	-	7,170.1
5439000	6/26/1992	7.1	7.1	0.2020	1.47	8578	72.7072%	Fecal		CFU/100 mL	200	283.2	86400	-	7,170.1
5439000	8/7/1992	7.1	7.1	0.2020	1.47	8578	72.7072%	Fecal		CFU/100 mL	200	283.2	86400	-	7,170.1
5439000	4/7/1996	7.1	7.1	0.2020	1.47	8578	72.7072%	Fecal		CFU/100 mL	200	283.2	86400	-	7,170.1
5439000	4/8/1996	7.1	7.1	0.2020	1.47	8578	72.7072%	Fecal		CFU/100 mL	200	283.2	86400	-	7,170.1
5439000	9/14/1996	7.1	7.1	0.2020	1.47	8578	72.7072%	Fecal		CFU/100 mL	200	283.2	86400	-	7,170.1
5439000	12/4/1996	7.1	7.1	0.2020	1.47	8578	72.7072%	Fecal		CFU/100 mL	200	283.2	86400	-	7,170.1
5439000	10/1/2000	7.1	7.1	0.2020	1.47	8578	72.7072%	Fecal		CFU/100 mL	200	283.2	86400	-	7,170.1
5439000	7/28/2013	7.1	7.1	0.2020	1.47	8578	72.7072%	Fecal		CFU/100 mL	200	283.2	86400	-	7,170.1
5439000	1/11/2015	7.1	7.1	0.2020	1.47	8578	72.7072%	Fecal		CFU/100 mL	200	283.2	86400	-	7,170.1
5439000	9/8/2016	7.1	7.1	0.2020	1.47	8578	72.7072%	Fecal		CFU/100 mL	200	283.2	86400	-	7,170.1
5439000	10/21/2012	7.09	7.09	0.2020	1.46	8590	72.8090%	Fecal		CFU/100 mL	200	283.2	86400	-	7,160.2
5439000	11/17/2020	7.09	7.09	0.2020	1.46	8590	72.8090%	Fecal		CFU/100 mL	200	283.2	86400	-	7,160.2
5439000	11/2/2014	7.08	7.08	0.2020	1.46	8592	72.8259%	Fecal		CFU/100 mL	200	283.2	86400	-	7,150.3
5439000	11/22/2014	7.08	7.08	0.2020	1.46	8592	72.8259%	Fecal		CFU/100 mL	200	283.2	86400	-	7,150.3
5439000	8/10/2021	7.08	7.08	0.2020	1.46	8592	72.8259%	Fecal		CFU/100 mL	200	283.2	86400	-	7,150.3
5439000	9/23/2015	7.06	7.06	0.2020	1.46	8595	72.8513%	Fecal		CFU/100 mL	200	283.2	86400	-	7,130.5
5439000	1/13/2021	7.06	7.06	0.2020	1.46	8595	72.8513%	Fecal		CFU/100 mL	200	283.2	86400	-	7,130.5
5439000	1/11/2022	7.06	7.06	0.2020	1.46	8595	72.8513%	Fecal		CFU/100 mL	200	283.2	86400	-	7,130.5
5439000	11/30/2007	7.05	7.05	0.2020	1.46	8598	72.8768%	Fecal		CFU/100 mL	200	283.2	86400	-	7,120.7
5439000	8/21/2017	7.05	7.05	0.2020	1.46	8598	72.8768%	Fecal		CFU/100 mL	200	283.2	86400	-	7,120.7
5439000	7/4/2003	7.03	7.03	0.2020	1.45	8600	72.8937%	Fecal		CFU/100 mL	200	283.2	86400	-	7,100.9
5439000	8/20/1995	7	7	0.2020	1.44	8601	72.9022%	Fecal		CFU/100 mL	200	283.2	86400	-	7,071.2
5439000	4/9/1996	7	7	0.2020	1.44	8601	72.9022%	Fecal		CFU/100 mL	200	283.2	86400	-	7,071.2
5439000	11/1/1996	7	7	0.2020	1.44	8601	72.9022%	Fecal		CFU/100 mL	200	283.2	86400	-	7,071.2
5439000	7/28/1999	7	7	0.2020	1.44	8601	72.9022%	Fecal		CFU/100 mL	200	283.2	86400	-	7,071.2
5439000	12/5/2007	7	7	0.2020	1.44	8601	72.9022%	Fecal		CFU/100 mL	200	283.2	86400	-	7,071.2
5439000	1/12/2015	7	7	0.2020	1.44	8601	72.9022%	Fecal		CFU/100 mL	200	283.2	86400	-	7,071.2
5439000	9/7/2018	7	7	0.2020	1.44	8601	72.9022%	Fecal		CFU/100 mL	200	283.2	86400	-	7,071.2
5439000	9/5/2010	6.99	6.99	0.2020	1.44	8608	72.9615%	Fecal		CFU/100 mL	200	283.2	86400	-	7,061.3
5439000	10/28/2007	6.98	6.98	0.2020	1.44	8609	72.9700%	Fecal		CFU/100 mL	200	283.2	86400	-	7,051.5
5439000	9/15/2014	6.98	6.98	0.2020	1.44	8609	72.9700%	Fecal		CFU/100 mL	200	283.2	86400	-	7,051.5
5439000	8/1/2019	6.98	6.98	0.2020	1.44	8609	72.9700%	Fecal		CFU/100 mL	200	283.2	86400	-	7,051.5
5439000	2/25/2014	6.97	6.97	0.2020	1.44	8612	72.9954%	Fecal		CFU/100 mL	200	283.2	86400	-	7,041.6
5439000	1/8/2022	6.96	6.96	0.2020	1.44	8613	73.0039%	Fecal		CFU/100 mL	200	283.2	86400	-	7,031.7
5439000	10/8/2009	6.95	6.95	0.2020	1.43	8614	73.0124%	Fecal		CFU/100 mL	200	283.2	86400	-	7,021.8
5439000	7/13/2006	6.94	6.94	0.2020	1.43	8615	73.0209%	Fecal		CFU/100 mL	200	283.2	86400	-	7,011.9
5439000	10/12/2011	6.93	6.93	0.2020	1.43	8616	73.0293%	Fecal		CFU/100 mL	200	283.2	86400	-	7,002.0
5439000	6/25/2012	6.91	6.91	0.2020	1.43	8617	73.0378%	Fecal		CFU/100 mL	200	283.2	86400	-	6,982.3
5439000	1/18/2022	6.91	6.91	0.2020	1.43	8617	73.0378%	Fecal		CFU/100 mL	200	283.2	86400	-	6,982.3
5439000	2/5/2022	6.91	6.91	0.2020	1.43	8617	73.0378%	Fecal		CFU/100 mL	200	283.2	86400	-	6,982.3
5439000	10/27/1994	6.9	6.9	0.2020	1.42	8620	73.0632%	Fecal		CFU/100 mL	200	283.2	86400	-	6,972.4
5439000	10/31/1995	6.9	6.9	0.2020	1.42	8620	73.0632%	Fecal		CFU/100 mL	200	283.2	86400	-	6,972.4
5439000	12/3/1996	6.9	6.9	0.2020	1.42	8620	73.0632%	Fecal		CFU/100 mL	200	283.2	86400	-	6,972.4
5439000	7/29/1998	6.9	6.9	0.2020	1.42	8620	73.0632%	Fecal		CFU/100 mL	200	283.2	86400	-	6,972.4
5439000	12/16/1999	6.9	6.9	0.2020	1.42	8620	73.0632%	Fecal		CFU/100 mL	200	283.2	86400	-	6,972.4
5439000	8/6/2002	6.9	6.9	0.2020	1.42	8620	73.0632%	Fecal		CFU/100 mL	200	283.2	86400	-	6,972.4

Gage ID	Date	Discharge (CFS)	Gage Discharge (less Surrogate NPDES) (CFS)	Watershed Area Ratio	Calculated flow (CFS)	Rank	Flow Exceedance %	Parameter	Results	Units (mg or micro_gram	Limit/Standard	100mL/CF	sec/day	Actual Load (million colonies/day)	Allowable Load (million colonies/day)
5439000	8/26/2002	6.89	6.89	0.2020	1.42	8626	73.1141%	Fecal		CFU/100 mL	200	283.2	86400	-	6,962.5
5439000	4/10/2003	6.89	6.89	0.2020	1.42	8626	73.1141%	Fecal		CFU/100 mL	200	283.2	86400	-	6,962.5
5439000	1/13/2015	6.88	6.88	0.2020	1.42	8628	73.1310%	Fecal		CFU/100 mL	200	283.2	86400	-	6,952.6
5439000	1/14/2015	6.88	6.88	0.2020	1.42	8628	73.1310%	Fecal		CFU/100 mL	200	283.2	86400	-	6,952.6
5439000	1/15/2015	6.88	6.88	0.2020	1.42	8628	73.1310%	Fecal		CFU/100 mL	200	283.2	86400	-	6,952.6
5439000	7/26/1994	6.87	6.87	0.2020	1.42	8631	73.1565%	Fecal		CFU/100 mL	200	283.2	86400	-	6,942.7
5439000	7/3/2003	6.87	6.87	0.2020	1.42	8631	73.1565%	Fecal		CFU/100 mL	200	283.2	86400	-	6,942.7
5439000	1/16/2014	6.87	6.87	0.2020	1.42	8631	73.1565%	Fecal		CFU/100 mL	200	283.2	86400	-	6,942.7
5439000	9/11/2019	6.87	6.87	0.2020	1.42	8631	73.1565%	Fecal		CFU/100 mL	200	283.2	86400	-	6,942.7
5439000	7/30/2020	6.87	6.87	0.2020	1.42	8631	73.1565%	Fecal		CFU/100 mL	200	283.2	86400	-	6,942.7
5439000	8/21/2015	6.85	6.85	0.2020	1.41	8636	73.1988%	Fecal		CFU/100 mL	200	283.2	86400	-	6,922.9
5439000	1/19/2021	6.85	6.85	0.2020	1.41	8636	73.1988%	Fecal		CFU/100 mL	200	283.2	86400	-	6,922.9
5439000	8/14/2019	6.84	6.84	0.2020	1.41	8638	73.2158%	Fecal		CFU/100 mL	200	283.2	86400	-	6,913.1
5439000	6/1/1994	6.81	6.81	0.2020	1.41	8639	73.2243%	Fecal		CFU/100 mL	200	283.2	86400	-	6,883.4
5439000	10/3/1990	6.8	6.8	0.2020	1.40	8640	73.2328%	Fecal		CFU/100 mL	200	283.2	86400	-	6,873.5
5439000	11/17/1996	6.8	6.8	0.2020	1.40	8640	73.2328%	Fecal		CFU/100 mL	200	283.2	86400	-	6,873.5
5439000	7/2/2003	6.8	6.8	0.2020	1.40	8640	73.2328%	Fecal		CFU/100 mL	200	283.2	86400	-	6,873.5
5439000	1/21/2021	6.8	6.8	0.2020	1.40	8640	73.2328%	Fecal		CFU/100 mL	200	283.2	86400	-	6,873.5
5439000	2/6/2021	6.8	6.8	0.2020	1.40	8640	73.2328%	Fecal		CFU/100 mL	200	283.2	86400	-	6,873.5
5439000	7/14/2006	6.79	6.79	0.2020	1.40	8645	73.2751%	Fecal		CFU/100 mL	200	283.2	86400	-	6,863.6
5439000	8/15/2011	6.79	6.79	0.2020	1.40	8645	73.2751%	Fecal		CFU/100 mL	200	283.2	86400	-	6,863.6
5439000	10/18/2011	6.79	6.79	0.2020	1.40	8645	73.2751%	Fecal		CFU/100 mL	200	283.2	86400	-	6,863.6
5439000	7/4/2005	6.78	6.78	0.2020	1.40	8648	73.3006%	Fecal		CFU/100 mL	200	283.2	86400	-	6,853.7
5439000	6/7/1994	6.77	6.77	0.2020	1.40	8649	73.3090%	Fecal		CFU/100 mL	200	283.2	86400	-	6,843.9
5439000	7/19/2016	6.76	6.76	0.2020	1.40	8650	73.3175%	Fecal		CFU/100 mL	200	283.2	86400	-	6,834.0
5439000	2/15/2021	6.76	6.76	0.2020	1.40	8650	73.3175%	Fecal		CFU/100 mL	200	283.2	86400	-	6,834.0
5439000	10/2/2002	6.75	6.75	0.2020	1.39	8652	73.3345%	Fecal		CFU/100 mL	200	283.2	86400	-	6,824.1
5439000	1/27/2013	6.75	6.75	0.2020	1.39	8652	73.3345%	Fecal		CFU/100 mL	200	283.2	86400	-	6,824.1
5439000	7/30/2013	6.75	6.75	0.2020	1.39	8652	73.3345%	Fecal		CFU/100 mL	200	283.2	86400	-	6,824.1
5439000	9/12/2009	6.74	6.74	0.2020	1.39	8655	73.3599%	Fecal		CFU/100 mL	200	283.2	86400	-	6,814.2
5439000	10/24/2015	6.73	6.73	0.2020	1.39	8656	73.3684%	Fecal		CFU/100 mL	200	283.2	86400	-	6,804.3
5439000	11/10/2014	6.72	6.72	0.2020	1.39	8657	73.3768%	Fecal		CFU/100 mL	200	283.2	86400	-	6,794.4
5439000	7/9/1992	6.7	6.7	0.2020	1.38	8658	73.3853%	Fecal		CFU/100 mL	200	283.2	86400	-	6,774.7
5439000	8/29/1998	6.7	6.7	0.2020	1.38	8658	73.3853%	Fecal		CFU/100 mL	200	283.2	86400	-	6,774.7
5439000	10/12/1999	6.7	6.7	0.2020	1.38	8658	73.3853%	Fecal		CFU/100 mL	200	283.2	86400	-	6,774.7
5439000	9/29/2000	6.7	6.7	0.2020	1.38	8658	73.3853%	Fecal		CFU/100 mL	200	283.2	86400	-	6,774.7
5439000	7/18/2012	6.7	6.7	0.2020	1.38	8658	73.3853%	Fecal		CFU/100 mL	200	283.2	86400	-	6,774.7
5439000	11/6/2007	6.69	6.69	0.2020	1.38	8663	73.4277%	Fecal		CFU/100 mL	200	283.2	86400	-	6,764.8
5439000	1/7/2021	6.68	6.68	0.2020	1.38	8664	73.4362%	Fecal		CFU/100 mL	200	283.2	86400	-	6,754.9
5439000	9/27/1994	6.67	6.67	0.2020	1.38	8665	73.4447%	Fecal		CFU/100 mL	200	283.2	86400	-	6,745.0
5439000	11/11/2007	6.67	6.67	0.2020	1.38	8665	73.4447%	Fecal		CFU/100 mL	200	283.2	86400	-	6,745.0
5439000	6/15/2005	6.65	6.65	0.2020	1.37	8667	73.4616%	Fecal		CFU/100 mL	200	283.2	86400	-	6,725.2
5439000	10/24/2010	6.65	6.65	0.2020	1.37	8667	73.4616%	Fecal		CFU/100 mL	200	283.2	86400	-	6,725.2
5439000	7/31/2012	6.65	6.65	0.2020	1.37	8667	73.4616%	Fecal		CFU/100 mL	200	283.2	86400	-	6,725.2
5439000	10/31/2007	6.64	6.64	0.2020	1.37	8670	73.4870%	Fecal		CFU/100 mL	200	283.2	86400	-	6,715.4
5439000	11/15/2007	6.64	6.64	0.2020	1.37	8670	73.4870%	Fecal		CFU/100 mL	200	283.2	86400	-	6,715.4
5439000	1/16/2015	6.64	6.64	0.2020	1.37	8670	73.4870%	Fecal		CFU/100 mL	200	283.2	86400	-	6,715.4
5439000	2/6/2022	6.64	6.64	0.2020	1.37	8670	73.4870%	Fecal		CFU/100 mL	200	283.2	86400	-	6,715.4
5439000	6/2/1994	6.63	6.63	0.2020	1.37	8674	73.5209%	Fecal		CFU/100 mL	200	283.2	86400	-	6,705.5
5439000	6/12/1994	6.63	6.63	0.2020	1.37	8674	73.5209%	Fecal		CFU/100 mL	200	283.2	86400	-	6,705.5
5439000	11/2/2013	6.63	6.63	0.2020	1.37	8674	73.5209%	Fecal		CFU/100 mL	200	283.2	86400	-	6,705.5
5439000	8/5/2012	6.62	6.62	0.2020	1.37	8677	73.5464%	Fecal		CFU/100 mL	200	283.2	86400	-	6,695.6
5439000	1/28/2021	6.62	6.62	0.2020	1.37	8677	73.5464%	Fecal		CFU/100 mL	200	283.2	86400	-	6,695.6
5439000	11/9/2007	6.61	6.61	0.2020	1.37	8679	73.5633%	Fecal		CFU/100 mL	200	283.2	86400	-	6,685.7
5439000	11/12/2012	6.61	6.61	0.2020	1.37	8679	73.5633%	Fecal		CFU/100 mL	200	283.2	86400	-	6,685.7
5439000	3/7/2013	6.61	6.61	0.2020	1.37	8679	73.5633%	Fecal		CFU/100 mL	200	283.2	86400	-	6,685.7
5439000	9/13/1990	6.6	6.6	0.2020	1.36	8682	73.5887%	Fecal		CFU/100 mL	200	283.2	86400	-	6,675.8
5439000	6/22/1992	6.6	6.6	0.2020	1.36	8682	73.5887%	Fecal		CFU/100 mL	200	283.2	86400	-	6,675.8
5439000	2/25/1996	6.6	6.6	0.2020	1.36	8682	73.5887%	Fecal		CFU/100 mL	200	283.2	86400	-	6,675.8
5439000	3/22/1996	6.6	6.6	0.2020	1.36	8682	73.5887%	Fecal		CFU/100 mL	200	283.2	86400	-	6,675.8
5439000	4/10/1996	6.6	6.6	0.2020	1.36	8682	73.5887%	Fecal		CFU/100 mL	200	283.2	86400	-	6,675.8
5439000	7/13/1997	6.6	6.6	0.2020	1.36	8682	73.5887%	Fecal		CFU/100 mL	200	283.2	86400	-	6,675.8
5439000	7/14/1997	6.6	6.6	0.2020	1.36	8682	73.5887%	Fecal		CFU/100 mL	200	283.2	86400	-	6,675.8
5439000	7/15/1997	6.6	6.6	0.2020	1.36	8682	73.5887%	Fecal		CFU/100 mL	200	283.2	86400	-	6,675.8
5439000	8/26/1998	6.6	6.6	0.2020	1.36	8682	73.5887%	Fecal		CFU/100 mL	200	283.2	86400	-	6,675.8
5439000	1/5/1999	6.6	6.6	0.2020	1.36	8682	73.5887%	Fecal		CFU/100 mL	200	283.2	86400	-	6,675.8
5439000	12/12/1999	6.6	6.6	0.2020	1.36	8682	73.5887%	Fecal		CFU/100 mL	200	283.2	86400	-	6,675.8
5439000	8/2/2001	6.6	6.6	0.2020	1.36	8682	73.5887%	Fecal		CFU/100 mL	200	283.2	86400	-	6,675.8
5439000	12/19/2004	6.6	6.6	0.2020	1.36	8682	73.5887%	Fecal		CFU/100 mL	200	283.2	86400	-	6,675.8
5439000	8/22/2017	6.59	6.59	0.2020	1.36	8695	73.6989%	Fecal		CFU/100 mL	200	283.2	86400	-	6,665.9
5439000	8/5/2009	6.58	6.58	0.2020	1.36	8696	73.7074%	Fecal		CFU/100 mL	200	283.2	86400	-	6,656.0
5439000	7/24/2012	6.58	6.58	0.2020	1.36	8696	73.7074%	Fecal		CFU/100 mL	200	283.2	86400	-	6,656.0
5439000	11/28/2007	6.57	6.57	0.2020	1.36	8698	73.7244%	Fecal		CFU/100 mL	200	283.2	86400	-	6,646.2
5439000	4/16/2003	6.56	6.56	0.2020	1.36	8699	73.7328%	Fecal		CFU/100 mL	200	283.2	86400	-	6,636.3
5439000	8/16/2015	6.56	6.56	0.2020	1.36	8699	73.7328%	Fecal		CFU/100 mL	200	283.2	86400	-	6,636.3
5439000	10/8/2011	6.55	6.55	0.2020	1.35	8701	73.7498%	Fecal		CFU/100 mL	200	283.2	86400	-	6,626.4
5439000	11/20/2007	6.54	6.54	0.2020	1.35	8702	73.7583%	Fecal		CFU/100 mL	200	283.2	86400	-	6,616.5
5439000	8/24/2010	6.54	6.54	0.2020	1.35	8702	73.7583%	Fecal		CFU/100 mL	200	283.2	86400	-	6,616.5
5439000	10/19/2011	6.54	6.54	0.2020	1.35	8702	73.7583%	Fecal		CFU/100 mL	200	283.2	86400	-	6,616.5
5439000	9/23/1994	6.53	6.53	0.2020	1.35	8705	73.7837%	Fecal		CFU/100 mL	200	283.2	86400	-	6,606.6
5439000	3/26/2006	6.53	6.53	0.2020	1.35	8705	73.7837%	Fecal		CFU/100 mL	200	283.2	86400	-	6,606.6
5439000	11/1/2007	6.52	6.52	0.2020	1.35	8707	73.8006%	Fecal		CFU/100 mL	200	283.2	86400	-	6,596.7
5439000	10/28/2020	6.52	6.52	0.2020	1.35	8707	73.8006%	Fecal		CFU/100 mL	200	283.2	86400	-	6,596.7
5439000	9/9/2008	6.51	6.51	0.2020	1.35	8709	73.8176%	Fecal		CFU/100 mL	200	283.2	86400	-	6,586.8
5439000	3/4/2013	6.51	6.51	0.2020	1.35	8709	73.8176%	Fecal		CFU/100 mL	200	283.2	86400	-	6,586.8
5439000	2/3/2021	6.51	6.51	0.2020	1.35	8709	73.8176%	Fecal		CFU/100 mL	200	283.2	86400	-	6,586.8
5439000	10/20/1995	6.5	6.5	0.2020	1.34	8712	73.8430%	Fecal		CFU/100 mL	200	283.2	86400	-	6,577.0
5439000	2/17/1996	6.5	6.5	0.2020	1.34	8712	73.8430%	Fecal		CFU/100 mL	200	283.2	86400	-	6,577.0
5439000	7/20/1999	6.5	6.5	0.2020	1.34	8712	73.8430%	Fecal		CFU/100 mL	200	283.2	86400	-	6,577.0
5439000	12/11/1999	6.5	6.5	0.2020	1.34	8712	73.8430%	Fecal		CFU/100 mL	200	283.2	86400	-	6,577.0
5439000	12/12/2010	6.5	6.5	0.2020	1.34	8712	73.8430%	Fecal		CFU/100 mL	200	283.2	86400	-	6,577.0
5439000	9/11/2016	6.5	6.5	0.2020	1.34	8712	73.8430%	Fecal		CFU/100 mL	200	283.2	86400	-	6,577.0
5439000	3/28/2003	6.49	6.49	0.2020	1.34	8718	73.8939%	Fecal		CFU/100 mL	200	283.2	86400	-	6,567.1
5439000	11/12/2020	6.49	6.49	0.2020	1.34	8718	73.8939%	Fecal		CFU/100 mL	200	283.2	86400	-	6,567.1
5439000	6/3/1994	6.48	6.48	0.2020	1.34	8720	73.9108%	Fecal		CFU/100 mL	200	283.2	86400	-	6,557.2
5439000	6/5/1994	6.48	6.48	0.2020	1.34	8720	73.9108%	Fecal		CFU/100 mL	200	283.2	86400	-	6,557.2
5439000	9/1/2019	6.48	6.48	0.2020	1.34	8720	73.9108%	Fecal		CFU/100 mL	200	283.2	86400	-	6,557.2
5439000	3/6/2013	6.47	6.47	0.2020	1.34	8723	73.9363%	Fecal		CFU/100 mL	200	283.2	86400	-	6,547.3
5439000	12/27/2010	6.46	6.46	0.2020	1.34	8724	73.9447%	Fecal		CFU/100 mL	200	283.2	86400	-	6,537.4
5439000	2/14/2021	6.46	6.46	0.2020	1.34	8724	73.9447%	Fecal		CFU/100 mL	200	283.2	86400	-	6,537.4
5439000	6/4/1994	6.45	6.45	0.2020	1.33	8726	73.9617%	Fecal		CFU/100 mL	200	283.2	86400	-	6,527.5
5439000	11/5/2007	6.45	6.45	0.2020	1.33	8726	73.9617%	Fecal		CFU/100 mL	200	283.2	86400	-	6,527.5
5439000	2/7/2021	6.45	6.45	0.2020	1.33	8726	73.9617%	Fecal		CFU/100 mL	200	283.2	86400	-	6,527.5
5439000	12/24/2003	6.44	6.44	0.2020	1.33	8729	73.9871%	Fecal		CFU/100 mL	200	283.2	86400	-	6,517.6
5439000	10/7/2016	6.44	6.44	0.2020	1.33	8729	73.9871%	Fecal		CFU/100 mL	200	283.2	86400	-	6,517.6
5439000	1/9/2021	6.44	6.44	0.2020	1.33	8729	73.9871%	Fecal		CFU/100 mL	200	283.2	86400	-	6,517.6
5439000	2/13/2021	6.44	6.44	0.2020	1.33	8729	73.9871%	Fecal		CFU/100 mL	200	283.2	86400	-	6,517.6
5439000	2/12/2021	6.43	6.43	0.2020	1.33	8733	74.0210%	Fecal		CFU/100 mL	200	283.2	86400	-	6,507.8
5439000	8/3/2021	6.43	6.43	0.2020	1.33	8733	74.0210%	Fecal		CFU/100 mL	200	283.2	86400	-	6,507.8
5439000	1/17/2022	6.42	6.42	0.2020	1.33	8735	74.0380%	Fecal		CFU/100 mL	200	283.2	86400	-	6,497.9
5439000	1/17/2015	6.41	6.41	0.2020	1.33	8736	74.0464%	Fecal		CFU/100 mL	200	283.2	86400	-	6,488.0
5439000	9/26/2016	6.41	6.41	0.2020	1.33	8736	74.0464%	Fecal		CFU/100 mL	200	283.2	86400	-	6,488.0
5439000	2/10/2021	6.41	6.41	0.2020	1.33	8736	74.0464%	Fecal		CFU/100 mL	200	283.2	86400	-	6,488.0
5439000	11/2/2021	6.41	6.41	0.2020	1.33	8736	74.0464%	Fecal		CFU/100 mL	200	283.2	86400	-	6,488.0
5439000	2/9/2022	6.41	6.41	0.2020	1.33	8736	74.0464%	Fecal		CFU/100 mL	200	283.2	86400	-	6,488.0
5439000	9/15/1990	6.4	6.4	0.2020	1.32	8741	74.0888%	Fecal		CFU/100 mL	200	283.2	86400	-	6,478.1
5439000	9/15/1996	6.4	6.4	0.2020	1.32	8741	74.0888%	Fecal		CFU/100 mL	200	283.2	86400	-	6,478.1
5439000	12/6/2007	6.4	6.4	0.2020	1.32	8741	74.0888%	Fecal		CFU/100 mL	200	283.2	86400	-	6,478.1
5439000	2/9/2021	6.4	6.4	0.2020	1.32	8741	74.0888%	Fecal		CFU/100 mL	200	283.2	86400	-	6,478.1
5439000	2/11/2021	6.4	6.4	0.2020	1.32	8741	74.0888%	Fecal		CFU/100 mL	200	283.2	86400	-	6,478.1
5439000	9/15/2020	6.39	6.39	0.2020	1.32	8746	74.1312%	Fecal		CFU/100 mL	200	283.2	86400	-	6,468.2
5439000	2/8/2021	6.39	6.39	0.2020	1.32	8746	74.1312%	Fecal		CFU/100 mL	200	283.2	86400	-	6,468.2
5439000	9/28/1994	6.38	6.38	0.2020	1.32	8748	74.1482%	Fecal		CFU/100 mL	200	283.2	86400	-	6,458.3
5439000	6/6/1994	6.37	6.37	0.2020	1.32	8749	74.1566%	Fecal		CFU/100 mL	200	283.2	86400	-	6,448.4
5439000	11/2/2011	6.37	6.37	0.2020	1.32	8749	74.1566%	Fecal		CFU/100 mL	200	283.2	86400	-	6,448.4

Gage ID	Date	Discharge (CFS)	Gage Discharge (less Surrogate NPDES) (CFS)	Watershed Area Ratio	Calculated flow (CFS)	Rank	Flow Exceedance %	Parameter	Results	Units (mg or micro_gram	Limit/Standard	100mL/CF	sec/day	Actual Load (million colonies/day)	Allowable Load (million colonies/day)
5439000	11/15/2006	6.36	6.36	0.2020	1.32	8751	74.1736%	Fecal		CFU/100 mL	200	283.2	86400	-	6,438.6
5439000	8/28/2019	6.36	6.36	0.2020	1.32	8751	74.1736%	Fecal		CFU/100 mL	200	283.2	86400	-	6,438.6
5439000	2/1/2006	6.35	6.35	0.2020	1.31	8753	74.1905%	Fecal		CFU/100 mL	200	283.2	86400	-	6,428.7
5439000	1/8/2021	6.35	6.35	0.2020	1.31	8753	74.1905%	Fecal		CFU/100 mL	200	283.2	86400	-	6,428.7
5439000	4/6/2003	6.34	6.34	0.2020	1.31	8755	74.2075%	Fecal		CFU/100 mL	200	283.2	86400	-	6,418.8
5439000	9/13/2006	6.34	6.34	0.2020	1.31	8755	74.2075%	Fecal		CFU/100 mL	200	283.2	86400	-	6,418.8
5439000	7/28/2018	6.34	6.34	0.2020	1.31	8755	74.2075%	Fecal		CFU/100 mL	200	283.2	86400	-	6,418.8
5439000	1/12/2022	6.34	6.34	0.2020	1.31	8755	74.2075%	Fecal		CFU/100 mL	200	283.2	86400	-	6,418.8
5439000	7/14/2002	6.32	6.32	0.2020	1.31	8759	74.2414%	Fecal		CFU/100 mL	200	283.2	86400	-	6,399.0
5439000	8/6/2016	6.32	6.32	0.2020	1.31	8759	74.2414%	Fecal		CFU/100 mL	200	283.2	86400	-	6,399.0
5439000	11/23/2010	6.31	6.31	0.2020	1.31	8761	74.2583%	Fecal		CFU/100 mL	200	283.2	86400	-	6,389.1
5439000	8/29/2017	6.31	6.31	0.2020	1.31	8761	74.2583%	Fecal		CFU/100 mL	200	283.2	86400	-	6,389.1
5439000	2/7/2022	6.31	6.31	0.2020	1.31	8761	74.2583%	Fecal		CFU/100 mL	200	283.2	86400	-	6,389.1
5439000	1/1/1990	6.3	6.3	0.2020	1.30	8764	74.2838%	Fecal		CFU/100 mL	200	283.2	86400	-	6,379.2
5439000	9/23/1990	6.3	6.3	0.2020	1.30	8764	74.2838%	Fecal		CFU/100 mL	200	283.2	86400	-	6,379.2
5439000	10/25/1991	6.3	6.3	0.2020	1.30	8764	74.2838%	Fecal		CFU/100 mL	200	283.2	86400	-	6,379.2
5439000	6/27/1992	6.3	6.3	0.2020	1.30	8764	74.2838%	Fecal		CFU/100 mL	200	283.2	86400	-	6,379.2
5439000	10/28/1994	6.3	6.3	0.2020	1.30	8764	74.2838%	Fecal		CFU/100 mL	200	283.2	86400	-	6,379.2
5439000	8/3/1995	6.3	6.3	0.2020	1.30	8764	74.2838%	Fecal		CFU/100 mL	200	283.2	86400	-	6,379.2
5439000	3/16/1996	6.3	6.3	0.2020	1.30	8764	74.2838%	Fecal		CFU/100 mL	200	283.2	86400	-	6,379.2
5439000	9/30/1996	6.3	6.3	0.2020	1.30	8764	74.2838%	Fecal		CFU/100 mL	200	283.2	86400	-	6,379.2
5439000	7/21/1997	6.3	6.3	0.2020	1.30	8764	74.2838%	Fecal		CFU/100 mL	200	283.2	86400	-	6,379.2
5439000	10/13/1999	6.3	6.3	0.2020	1.30	8764	74.2838%	Fecal		CFU/100 mL	200	283.2	86400	-	6,379.2
5439000	12/14/1999	6.3	6.3	0.2020	1.30	8764	74.2838%	Fecal		CFU/100 mL	200	283.2	86400	-	6,379.2
5439000	9/16/2000	6.3	6.3	0.2020	1.30	8764	74.2838%	Fecal		CFU/100 mL	200	283.2	86400	-	6,379.2
5439000	7/12/2001	6.3	6.3	0.2020	1.30	8764	74.2838%	Fecal		CFU/100 mL	200	283.2	86400	-	6,379.2
5439000	1/8/2005	6.3	6.3	0.2020	1.30	8764	74.2838%	Fecal		CFU/100 mL	200	283.2	86400	-	6,379.2
5439000	3/30/2006	6.3	6.3	0.2020	1.30	8764	74.2838%	Fecal		CFU/100 mL	200	283.2	86400	-	6,379.2
5439000	1/18/2015	6.3	6.3	0.2020	1.30	8764	74.2838%	Fecal		CFU/100 mL	200	283.2	86400	-	6,379.2
5439000	8/3/2016	6.3	6.3	0.2020	1.30	8764	74.2838%	Fecal		CFU/100 mL	200	283.2	86400	-	6,379.2
5439000	11/18/2020	6.3	6.3	0.2020	1.30	8764	74.2838%	Fecal		CFU/100 mL	200	283.2	86400	-	6,379.2
5439000	11/26/2021	6.3	6.3	0.2020	1.30	8764	74.2838%	Fecal		CFU/100 mL	200	283.2	86400	-	6,379.2
5439000	11/12/2007	6.29	6.29	0.2020	1.30	8783	74.4448%	Fecal		CFU/100 mL	200	283.2	86400	-	6,369.4
5439000	10/16/2016	6.29	6.29	0.2020	1.30	8783	74.4448%	Fecal		CFU/100 mL	200	283.2	86400	-	6,369.4
5439000	2/8/2022	6.29	6.29	0.2020	1.30	8783	74.4448%	Fecal		CFU/100 mL	200	283.2	86400	-	6,369.4
5439000	1/10/2005	6.28	6.28	0.2020	1.30	8786	74.4702%	Fecal		CFU/100 mL	200	283.2	86400	-	6,359.5
5439000	8/8/2008	6.28	6.28	0.2020	1.30	8786	74.4702%	Fecal		CFU/100 mL	200	283.2	86400	-	6,359.5
5439000	11/27/2021	6.28	6.28	0.2020	1.30	8786	74.4702%	Fecal		CFU/100 mL	200	283.2	86400	-	6,359.5
5439000	10/26/2011	6.27	6.27	0.2020	1.30	8789	74.4957%	Fecal		CFU/100 mL	200	283.2	86400	-	6,349.6
5439000	8/15/2014	6.27	6.27	0.2020	1.30	8789	74.4957%	Fecal		CFU/100 mL	200	283.2	86400	-	6,349.6
5439000	7/18/2003	6.26	6.26	0.2020	1.30	8791	74.5126%	Fecal		CFU/100 mL	200	283.2	86400	-	6,339.7
5439000	2/2/2009	6.26	6.26	0.2020	1.30	8791	74.5126%	Fecal		CFU/100 mL	200	283.2	86400	-	6,339.7
5439000	6/29/2012	6.26	6.26	0.2020	1.30	8791	74.5126%	Fecal		CFU/100 mL	200	283.2	86400	-	6,339.7
5439000	3/5/2013	6.25	6.25	0.2020	1.29	8794	74.5381%	Fecal		CFU/100 mL	200	283.2	86400	-	6,329.8
5439000	10/30/2007	6.23	6.23	0.2020	1.29	8795	74.5465%	Fecal		CFU/100 mL	200	283.2	86400	-	6,310.0
5439000	9/2/2018	6.23	6.23	0.2020	1.29	8795	74.5465%	Fecal		CFU/100 mL	200	283.2	86400	-	6,310.0
5439000	1/19/2015	6.22	6.22	0.2020	1.29	8797	74.5635%	Fecal		CFU/100 mL	200	283.2	86400	-	6,300.2
5439000	9/14/1990	6.2	6.2	0.2020	1.28	8798	74.5720%	Fecal		CFU/100 mL	200	283.2	86400	-	6,280.4
5439000	9/16/1990	6.2	6.2	0.2020	1.28	8798	74.5720%	Fecal		CFU/100 mL	200	283.2	86400	-	6,280.4
5439000	9/16/1991	6.2	6.2	0.2020	1.28	8798	74.5720%	Fecal		CFU/100 mL	200	283.2	86400	-	6,280.4
5439000	1/30/1996	6.2	6.2	0.2020	1.28	8798	74.5720%	Fecal		CFU/100 mL	200	283.2	86400	-	6,280.4
5439000	7/25/1997	6.2	6.2	0.2020	1.28	8798	74.5720%	Fecal		CFU/100 mL	200	283.2	86400	-	6,280.4
5439000	11/2/2003	6.2	6.2	0.2020	1.28	8798	74.5720%	Fecal		CFU/100 mL	200	283.2	86400	-	6,280.4
5439000	7/21/2006	6.19	6.19	0.2020	1.28	8804	74.6228%	Fecal		CFU/100 mL	200	283.2	86400	-	6,270.5
5439000	12/1/2010	6.19	6.19	0.2020	1.28	8804	74.6228%	Fecal		CFU/100 mL	200	283.2	86400	-	6,270.5
5439000	8/13/2021	6.19	6.19	0.2020	1.28	8804	74.6228%	Fecal		CFU/100 mL	200	283.2	86400	-	6,270.5
5439000	11/22/2010	6.16	6.16	0.2020	1.28	8807	74.6482%	Fecal		CFU/100 mL	200	283.2	86400	-	6,240.9
5439000	7/29/2013	6.16	6.16	0.2020	1.28	8807	74.6482%	Fecal		CFU/100 mL	200	283.2	86400	-	6,240.9
5439000	8/27/2014	6.16	6.16	0.2020	1.28	8807	74.6482%	Fecal		CFU/100 mL	200	283.2	86400	-	6,240.9
5439000	1/10/2021	6.16	6.16	0.2020	1.28	8807	74.6482%	Fecal		CFU/100 mL	200	283.2	86400	-	6,240.9
5439000	1/7/2022	6.16	6.16	0.2020	1.28	8807	74.6482%	Fecal		CFU/100 mL	200	283.2	86400	-	6,240.9
5439000	4/15/2003	6.15	6.15	0.2020	1.27	8812	74.6906%	Fecal		CFU/100 mL	200	283.2	86400	-	6,231.0
5439000	6/26/2012	6.15	6.15	0.2020	1.27	8812	74.6906%	Fecal		CFU/100 mL	200	283.2	86400	-	6,231.0
5439000	7/31/2020	6.15	6.15	0.2020	1.27	8812	74.6906%	Fecal		CFU/100 mL	200	283.2	86400	-	6,231.0
5439000	11/13/2021	6.15	6.15	0.2020	1.27	8812	74.6906%	Fecal		CFU/100 mL	200	283.2	86400	-	6,231.0
5439000	11/4/2007	6.14	6.14	0.2020	1.27	8816	74.7245%	Fecal		CFU/100 mL	200	283.2	86400	-	6,221.1
5439000	11/20/2013	6.11	6.11	0.2020	1.27	8817	74.7330%	Fecal		CFU/100 mL	200	283.2	86400	-	6,191.4
5439000	10/8/2016	6.11	6.11	0.2020	1.27	8817	74.7330%	Fecal		CFU/100 mL	200	283.2	86400	-	6,191.4
5439000	1/23/2021	6.11	6.11	0.2020	1.27	8817	74.7330%	Fecal		CFU/100 mL	200	283.2	86400	-	6,191.4
5439000	7/10/1991	6.1	6.1	0.2020	1.26	8820	74.7584%	Fecal		CFU/100 mL	200	283.2	86400	-	6,181.5
5439000	11/14/1991	6.1	6.1	0.2020	1.26	8820	74.7584%	Fecal		CFU/100 mL	200	283.2	86400	-	6,181.5
5439000	8/9/1992	6.1	6.1	0.2020	1.26	8820	74.7584%	Fecal		CFU/100 mL	200	283.2	86400	-	6,181.5
5439000	10/28/1995	6.1	6.1	0.2020	1.26	8820	74.7584%	Fecal		CFU/100 mL	200	283.2	86400	-	6,181.5
5439000	10/17/1996	6.1	6.1	0.2020	1.26	8820	74.7584%	Fecal		CFU/100 mL	200	283.2	86400	-	6,181.5
5439000	10/23/1999	6.1	6.1	0.2020	1.26	8820	74.7584%	Fecal		CFU/100 mL	200	283.2	86400	-	6,181.5
5439000	9/26/2001	6.1	6.1	0.2020	1.26	8820	74.7584%	Fecal		CFU/100 mL	200	283.2	86400	-	6,181.5
5439000	7/30/2018	6.1	6.1	0.2020	1.26	8820	74.7584%	Fecal		CFU/100 mL	200	283.2	86400	-	6,181.5
5439000	8/2/2019	6.1	6.1	0.2020	1.26	8820	74.7584%	Fecal		CFU/100 mL	200	283.2	86400	-	6,181.5
5439000	9/21/2009	6.09	6.09	0.2020	1.26	8829	74.8347%	Fecal		CFU/100 mL	200	283.2	86400	-	6,171.7
5439000	11/15/2015	6.09	6.09	0.2020	1.26	8829	74.8347%	Fecal		CFU/100 mL	200	283.2	86400	-	6,171.7
5439000	8/18/2005	6.08	6.08	0.2020	1.26	8831	74.8517%	Fecal		CFU/100 mL	200	283.2	86400	-	6,161.8
5439000	3/27/2006	6.08	6.08	0.2020	1.26	8831	74.8517%	Fecal		CFU/100 mL	200	283.2	86400	-	6,161.8
5439000	8/12/2009	6.08	6.08	0.2020	1.26	8831	74.8517%	Fecal		CFU/100 mL	200	283.2	86400	-	6,161.8
5439000	10/29/2020	6.06	6.06	0.2020	1.26	8834	74.8771%	Fecal		CFU/100 mL	200	283.2	86400	-	6,142.0
5439000	12/14/2021	6.06	6.06	0.2020	1.26	8834	74.8771%	Fecal		CFU/100 mL	200	283.2	86400	-	6,142.0
5439000	10/6/2014	6.05	6.05	0.2020	1.25	8836	74.8940%	Fecal		CFU/100 mL	200	283.2	86400	-	6,132.1
5439000	8/25/2009	6.04	6.04	0.2020	1.25	8837	74.9025%	Fecal		CFU/100 mL	200	283.2	86400	-	6,122.2
5439000	12/30/2003	6.03	6.03	0.2020	1.25	8838	74.9110%	Fecal		CFU/100 mL	200	283.2	86400	-	6,112.3
5439000	11/13/2020	6.03	6.03	0.2020	1.25	8838	74.9110%	Fecal		CFU/100 mL	200	283.2	86400	-	6,112.3
5439000	9/6/2010	6.01	6.01	0.2020	1.24	8840	74.9280%	Fecal		CFU/100 mL	200	283.2	86400	-	6,092.6
5439000	9/12/1991	6	6	0.2020	1.24	8841	74.9364%	Fecal		CFU/100 mL	200	283.2	86400	-	6,082.7
5439000	10/3/1991	6	6	0.2020	1.24	8841	74.9364%	Fecal		CFU/100 mL	200	283.2	86400	-	6,082.7
5439000	6/10/1994	6	6	0.2020	1.24	8841	74.9364%	Fecal		CFU/100 mL	200	283.2	86400	-	6,082.7
5439000	10/7/1994	6	6	0.2020	1.24	8841	74.9364%	Fecal		CFU/100 mL	200	283.2	86400	-	6,082.7
5439000	3/17/1996	6	6	0.2020	1.24	8841	74.9364%	Fecal		CFU/100 mL	200	283.2	86400	-	6,082.7
5439000	3/23/1996	6	6	0.2020	1.24	8841	74.9364%	Fecal		CFU/100 mL	200	283.2	86400	-	6,082.7
5439000	9/16/1996	6	6	0.2020	1.24	8841	74.9364%	Fecal		CFU/100 mL	200	283.2	86400	-	6,082.7
5439000	9/17/1996	6	6	0.2020	1.24	8841	74.9364%	Fecal		CFU/100 mL	200	283.2	86400	-	6,082.7
5439000	9/20/1996	6	6	0.2020	1.24	8841	74.9364%	Fecal		CFU/100 mL	200	283.2	86400	-	6,082.7
5439000	11/5/1996	6	6	0.2020	1.24	8841	74.9364%	Fecal		CFU/100 mL	200	283.2	86400	-	6,082.7
5439000	11/6/1996	6	6	0.2020	1.24	8841	74.9364%	Fecal		CFU/100 mL	200	283.2	86400	-	6,082.7
5439000	10/26/1997	6	6	0.2020	1.24	8841	74.9364%	Fecal		CFU/100 mL	200	283.2	86400	-	6,082.7
5439000	10/2/1998	6	6	0.2020	1.24	8841	74.9364%	Fecal		CFU/100 mL	200	283.2	86400	-	6,082.7
5439000	10/19/1999	6	6	0.2020	1.24	8841	74.9364%	Fecal		CFU/100 mL	200	283.2	86400	-	6,082.7
5439000	12/13/1999	6	6	0.2020	1.24	8841	74.9364%	Fecal		CFU/100 mL	200	283.2	86400	-	6,082.7
5439000	1/10/2000	6	6	0.2020	1.24	8841	74.9364%	Fecal		CFU/100 mL	200	283.2	86400	-	6,082.7
5439000	2/21/2000	6	6	0.2020	1.24	8841	74.9364%	Fecal		CFU/100 mL	200	283.2	86400	-	6,082.7
5439000	9/30/2000	6	6	0.2020	1.24	8841	74.9364%	Fecal		CFU/100 mL	200	283.2	86400	-	6,082.7
5439000	7/13/2001	6	6	0.2020	1.24	8841	74.9364%	Fecal		CFU/100 mL	200	283.2	86400	-	6,082.7
5439000	12/7/2007	6	6	0.2020	1.24	8841	74.9364%	Fecal		CFU/100 mL	200	283.2	86400	-	6,082.7
5439000	11/14/2020	6	6	0.2020	1.24	8841	74.9364%	Fecal		CFU/100 mL	200	283.2	86400	-	6,082.7
5439000	11/2/2007	5.99	5.99	0.2020	1.24	8862	75.1144%	Fecal		CFU/100 mL	200	283.2	86400	-	6,072.8
5439000	7/31/2013	5.99	5.99	0.2020	1.24	8862	75.1144%	Fecal		CFU/100 mL	200	283.2	86400	-	6,072.8
5439000	1/20/2015	5.98	5.98	0.2020	1.24	8864	75.1314%	Fecal		CFU/100 mL	200	283.2	86400	-	6,062.9
5439000	8/27/1994	5.97	5.97	0.2020	1.24	8865	75.1399%	Fecal		CFU/100 mL	200	283.2	86400	-	6,053.0
5439000	7/27/1994	5.96	5.96	0.2020	1.23	8866	75.1483%	Fecal		CFU/100 mL	200	283.2	86400	-	6,043.1
5439000	11/10/2007	5.96	5.96	0.2020	1.23	8866	75.1483%	Fecal		CFU/100 mL	200	283.2	86400	-	6,043.1
5439000	7/2/2012	5.96	5.96	0.2020	1.23	8866	75.1483%	Fecal		CFU/100 mL	200	283.2	86400	-	6,043.1
5439000	1/27/2021	5.96	5.96	0.2020	1.23	8866	75.1483%	Fecal		CFU/100 mL	200	283.2	86400	-	6,043.1
5439000	6/11/1994	5.95	5.95	0.2020	1.23	8870	75.1822%	Fecal		CFU/100 mL	200	283.2	86400	-	6,033.3
5439000	11/13/2007	5.95	5.95	0.2020	1.23	8870	75.1822%	Fecal		CFU/100 mL	200	283.2	86400	-	6,033.3
5439000	8/12/2016	5.94	5.94	0.2020	1.23	8872	75.1992%	Fecal		CFU/100 mL	200	283.2	86400	-	6,023.4
5439000	1/16/2022	5.94	5.94	0.2020	1.23	8872	75.1992%	Fecal		CFU/100 mL	200	283.2	86400	-	6,023.4
5439000	8/1/2020	5.93	5.93	0.2020	1.23	8874	75.2161%	Fecal		CFU/100 mL	200	283.2	86400	-	6,013.5
5439000	10/24/2012	5.92	5.92	0.2020	1.23	8875	75.2246%	Fecal		CFU/100 mL	200	283.2	86400	-	6,003.6

Gage ID	Date	Discharge (CFS)	Gage Discharge (less Surrogate NPDES) (CFS)	Watershed Area Ratio	Calculated flow (CFS)	Rank	Flow Exceedance %	Parameter	Results	Units (mg or micro_gram	Limit/Standard	100mL/CF	sec/day	Actual Load (million colonies/day)	Allowable Load (million colonies/day)
5439000	10/30/2020	5.92	5.92	0.2020	1.23	8875	75.2246%	Fecal		CFU/100 mL	200	283.2	86400	-	6,003.6
5439000	11/16/2015	5.91	5.91	0.2020	1.22	8877	75.2416%	Fecal		CFU/100 mL	200	283.2	86400	-	5,993.7
5439000	9/19/1990	5.9	5.9	0.2020	1.22	8878	75.2500%	Fecal		CFU/100 mL	200	283.2	86400	-	5,983.8
5439000	10/4/1990	5.9	5.9	0.2020	1.22	8878	75.2500%	Fecal		CFU/100 mL	200	283.2	86400	-	5,983.8
5439000	10/8/1990	5.9	5.9	0.2020	1.22	8878	75.2500%	Fecal		CFU/100 mL	200	283.2	86400	-	5,983.8
5439000	6/30/1992	5.9	5.9	0.2020	1.22	8878	75.2500%	Fecal		CFU/100 mL	200	283.2	86400	-	5,983.8
5439000	10/29/1995	5.9	5.9	0.2020	1.22	8878	75.2500%	Fecal		CFU/100 mL	200	283.2	86400	-	5,983.8
5439000	10/8/1998	5.9	5.9	0.2020	1.22	8878	75.2500%	Fecal		CFU/100 mL	200	283.2	86400	-	5,983.8
5439000	1/9/2005	5.9	5.9	0.2020	1.22	8878	75.2500%	Fecal		CFU/100 mL	200	283.2	86400	-	5,983.8
5439000	11/1/2006	5.9	5.9	0.2020	1.22	8878	75.2500%	Fecal		CFU/100 mL	200	283.2	86400	-	5,983.8
5439000	11/3/2007	5.9	5.9	0.2020	1.22	8878	75.2500%	Fecal		CFU/100 mL	200	283.2	86400	-	5,983.8
5439000	12/30/2004	5.89	5.89	0.2020	1.22	8887	75.3263%	Fecal		CFU/100 mL	200	283.2	86400	-	5,973.9
5439000	11/14/2007	5.89	5.89	0.2020	1.22	8887	75.3263%	Fecal		CFU/100 mL	200	283.2	86400	-	5,973.9
5439000	4/13/2003	5.88	5.88	0.2020	1.22	8889	75.3433%	Fecal		CFU/100 mL	200	283.2	86400	-	5,964.1
5439000	4/14/2003	5.88	5.88	0.2020	1.22	8889	75.3433%	Fecal		CFU/100 mL	200	283.2	86400	-	5,964.1
5439000	12/19/2002	5.87	5.87	0.2020	1.22	8891	75.3602%	Fecal		CFU/100 mL	200	283.2	86400	-	5,954.2
5439000	8/26/2016	5.87	5.87	0.2020	1.22	8891	75.3602%	Fecal		CFU/100 mL	200	283.2	86400	-	5,954.2
5439000	10/25/2010	5.86	5.86	0.2020	1.21	8893	75.3772%	Fecal		CFU/100 mL	200	283.2	86400	-	5,944.3
5439000	10/11/2011	5.86	5.86	0.2020	1.21	8893	75.3772%	Fecal		CFU/100 mL	200	283.2	86400	-	5,944.3
5439000	10/27/2011	5.86	5.86	0.2020	1.21	8893	75.3772%	Fecal		CFU/100 mL	200	283.2	86400	-	5,944.3
5439000	11/19/2020	5.86	5.86	0.2020	1.21	8893	75.3772%	Fecal		CFU/100 mL	200	283.2	86400	-	5,944.3
5439000	4/12/2003	5.85	5.85	0.2020	1.21	8897	75.4111%	Fecal		CFU/100 mL	200	283.2	86400	-	5,934.4
5439000	10/16/2012	5.85	5.85	0.2020	1.21	8897	75.4111%	Fecal		CFU/100 mL	200	283.2	86400	-	5,934.4
5439000	7/20/2016	5.85	5.85	0.2020	1.21	8897	75.4111%	Fecal		CFU/100 mL	200	283.2	86400	-	5,934.4
5439000	9/9/2016	5.85	5.85	0.2020	1.21	8897	75.4111%	Fecal		CFU/100 mL	200	283.2	86400	-	5,934.4
5439000	7/29/2018	5.85	5.85	0.2020	1.21	8897	75.4111%	Fecal		CFU/100 mL	200	283.2	86400	-	5,934.4
5439000	7/19/2003	5.83	5.83	0.2020	1.21	8902	75.4535%	Fecal		CFU/100 mL	200	283.2	86400	-	5,914.6
5439000	11/16/2006	5.83	5.83	0.2020	1.21	8902	75.4535%	Fecal		CFU/100 mL	200	283.2	86400	-	5,914.6
5439000	11/21/2013	5.81	5.81	0.2020	1.20	8904	75.4704%	Fecal		CFU/100 mL	200	283.2	86400	-	5,894.9
5439000	8/7/1991	5.8	5.8	0.2020	1.20	8905	75.4789%	Fecal		CFU/100 mL	200	283.2	86400	-	5,885.0
5439000	8/30/1991	5.8	5.8	0.2020	1.20	8905	75.4789%	Fecal		CFU/100 mL	200	283.2	86400	-	5,885.0
5439000	7/1/1992	5.8	5.8	0.2020	1.20	8905	75.4789%	Fecal		CFU/100 mL	200	283.2	86400	-	5,885.0
5439000	11/2/1996	5.8	5.8	0.2020	1.20	8905	75.4789%	Fecal		CFU/100 mL	200	283.2	86400	-	5,885.0
5439000	12/7/1996	5.8	5.8	0.2020	1.20	8905	75.4789%	Fecal		CFU/100 mL	200	283.2	86400	-	5,885.0
5439000	10/17/1999	5.8	5.8	0.2020	1.20	8905	75.4789%	Fecal		CFU/100 mL	200	283.2	86400	-	5,885.0
5439000	8/16/2000	5.8	5.8	0.2020	1.20	8905	75.4789%	Fecal		CFU/100 mL	200	283.2	86400	-	5,885.0
5439000	9/20/2000	5.8	5.8	0.2020	1.20	8905	75.4789%	Fecal		CFU/100 mL	200	283.2	86400	-	5,885.0
5439000	12/20/2004	5.8	5.8	0.2020	1.20	8905	75.4789%	Fecal		CFU/100 mL	200	283.2	86400	-	5,885.0
5439000	12/31/2003	5.79	5.79	0.2020	1.20	8914	75.5552%	Fecal		CFU/100 mL	200	283.2	86400	-	5,875.1
5439000	6/16/2005	5.79	5.79	0.2020	1.20	8914	75.5552%	Fecal		CFU/100 mL	200	283.2	86400	-	5,875.1
5439000	8/4/2021	5.78	5.78	0.2020	1.20	8916	75.5721%	Fecal		CFU/100 mL	200	283.2	86400	-	5,865.2
5439000	12/29/2021	5.78	5.78	0.2020	1.20	8916	75.5721%	Fecal		CFU/100 mL	200	283.2	86400	-	5,865.2
5439000	10/7/2011	5.77	5.77	0.2020	1.20	8918	75.5891%	Fecal		CFU/100 mL	200	283.2	86400	-	5,855.3
5439000	1/21/2015	5.77	5.77	0.2020	1.20	8918	75.5891%	Fecal		CFU/100 mL	200	283.2	86400	-	5,855.3
5439000	11/7/2007	5.75	5.75	0.2020	1.19	8920	75.6060%	Fecal		CFU/100 mL	200	283.2	86400	-	5,835.5
5439000	9/20/2009	5.75	5.75	0.2020	1.19	8920	75.6060%	Fecal		CFU/100 mL	200	283.2	86400	-	5,835.5
5439000	11/20/2021	5.75	5.75	0.2020	1.19	8920	75.6060%	Fecal		CFU/100 mL	200	283.2	86400	-	5,835.5
5439000	10/17/2016	5.74	5.74	0.2020	1.19	8923	75.6315%	Fecal		CFU/100 mL	200	283.2	86400	-	5,825.7
5439000	11/8/2020	5.74	5.74	0.2020	1.19	8923	75.6315%	Fecal		CFU/100 mL	200	283.2	86400	-	5,825.7
5439000	7/24/2004	5.73	5.73	0.2020	1.19	8925	75.6484%	Fecal		CFU/100 mL	200	283.2	86400	-	5,815.8
5439000	11/8/2007	5.73	5.73	0.2020	1.19	8925	75.6484%	Fecal		CFU/100 mL	200	283.2	86400	-	5,815.8
5439000	10/23/2011	5.73	5.73	0.2020	1.19	8925	75.6484%	Fecal		CFU/100 mL	200	283.2	86400	-	5,815.8
5439000	12/30/2021	5.72	5.72	0.2020	1.19	8928	75.6738%	Fecal		CFU/100 mL	200	283.2	86400	-	5,805.9
5439000	8/25/1994	5.71	5.71	0.2020	1.18	8929	75.6823%	Fecal		CFU/100 mL	200	283.2	86400	-	5,796.0
5439000	8/31/2014	5.71	5.71	0.2020	1.18	8929	75.6823%	Fecal		CFU/100 mL	200	283.2	86400	-	5,796.0
5439000	7/11/1991	5.7	5.7	0.2020	1.18	8931	75.6993%	Fecal		CFU/100 mL	200	283.2	86400	-	5,786.1
5439000	10/9/1991	5.7	5.7	0.2020	1.18	8931	75.6993%	Fecal		CFU/100 mL	200	283.2	86400	-	5,786.1
5439000	11/10/1991	5.7	5.7	0.2020	1.18	8931	75.6993%	Fecal		CFU/100 mL	200	283.2	86400	-	5,786.1
5439000	10/1/1996	5.7	5.7	0.2020	1.18	8931	75.6993%	Fecal		CFU/100 mL	200	283.2	86400	-	5,786.1
5439000	10/19/1996	5.7	5.7	0.2020	1.18	8931	75.6993%	Fecal		CFU/100 mL	200	283.2	86400	-	5,786.1
5439000	7/19/1997	5.7	5.7	0.2020	1.18	8931	75.6993%	Fecal		CFU/100 mL	200	283.2	86400	-	5,786.1
5439000	8/19/1997	5.7	5.7	0.2020	1.18	8931	75.6993%	Fecal		CFU/100 mL	200	283.2	86400	-	5,786.1
5439000	10/28/1997	5.7	5.7	0.2020	1.18	8931	75.6993%	Fecal		CFU/100 mL	200	283.2	86400	-	5,786.1
5439000	8/9/2008	5.7	5.7	0.2020	1.18	8931	75.6993%	Fecal		CFU/100 mL	200	283.2	86400	-	5,786.1
5439000	6/30/2012	5.69	5.69	0.2020	1.18	8940	75.7756%	Fecal		CFU/100 mL	200	283.2	86400	-	5,776.2
5439000	9/12/2015	5.68	5.68	0.2020	1.18	8941	75.7840%	Fecal		CFU/100 mL	200	283.2	86400	-	5,766.3
5439000	7/28/1994	5.67	5.67	0.2020	1.18	8942	75.7925%	Fecal		CFU/100 mL	200	283.2	86400	-	5,756.5
5439000	10/29/2007	5.67	5.67	0.2020	1.18	8942	75.7925%	Fecal		CFU/100 mL	200	283.2	86400	-	5,756.5
5439000	9/20/2016	5.66	5.66	0.2020	1.17	8944	75.8095%	Fecal		CFU/100 mL	200	283.2	86400	-	5,746.6
5439000	6/17/2005	5.65	5.65	0.2020	1.17	8945	75.8179%	Fecal		CFU/100 mL	200	283.2	86400	-	5,736.7
5439000	11/18/2007	5.65	5.65	0.2020	1.17	8945	75.8179%	Fecal		CFU/100 mL	200	283.2	86400	-	5,736.7
5439000	9/10/2016	5.65	5.65	0.2020	1.17	8945	75.8179%	Fecal		CFU/100 mL	200	283.2	86400	-	5,736.7
5439000	11/3/2021	5.64	5.64	0.2020	1.17	8948	75.8434%	Fecal		CFU/100 mL	200	283.2	86400	-	5,726.8
5439000	4/11/2003	5.63	5.63	0.2020	1.17	8949	75.8518%	Fecal		CFU/100 mL	200	283.2	86400	-	5,716.9
5439000	12/25/2003	5.63	5.63	0.2020	1.17	8949	75.8518%	Fecal		CFU/100 mL	200	283.2	86400	-	5,716.9
5439000	8/3/2004	5.63	5.63	0.2020	1.17	8949	75.8518%	Fecal		CFU/100 mL	200	283.2	86400	-	5,716.9
5439000	8/23/2017	5.63	5.63	0.2020	1.17	8949	75.8518%	Fecal		CFU/100 mL	200	283.2	86400	-	5,716.9
5439000	8/28/2014	5.62	5.62	0.2020	1.17	8953	75.8857%	Fecal		CFU/100 mL	200	283.2	86400	-	5,707.0
5439000	10/7/2021	5.62	5.62	0.2020	1.17	8953	75.8857%	Fecal		CFU/100 mL	200	283.2	86400	-	5,707.0
5439000	1/15/2022	5.62	5.62	0.2020	1.17	8953	75.8857%	Fecal		CFU/100 mL	200	283.2	86400	-	5,707.0
5439000	9/1/2014	5.61	5.61	0.2020	1.16	8956	75.9112%	Fecal		CFU/100 mL	200	283.2	86400	-	5,697.2
5439000	11/11/1991	5.6	5.6	0.2020	1.16	8957	75.9196%	Fecal		CFU/100 mL	200	283.2	86400	-	5,687.3
5439000	3/18/1996	5.6	5.6	0.2020	1.16	8957	75.9196%	Fecal		CFU/100 mL	200	283.2	86400	-	5,687.3
5439000	12/5/1996	5.6	5.6	0.2020	1.16	8957	75.9196%	Fecal		CFU/100 mL	200	283.2	86400	-	5,687.3
5439000	7/16/1997	5.6	5.6	0.2020	1.16	8957	75.9196%	Fecal		CFU/100 mL	200	283.2	86400	-	5,687.3
5439000	7/29/1999	5.6	5.6	0.2020	1.16	8957	75.9196%	Fecal		CFU/100 mL	200	283.2	86400	-	5,687.3
5439000	10/22/1999	5.6	5.6	0.2020	1.16	8957	75.9196%	Fecal		CFU/100 mL	200	283.2	86400	-	5,687.3
5439000	12/17/1999	5.6	5.6	0.2020	1.16	8957	75.9196%	Fecal		CFU/100 mL	200	283.2	86400	-	5,687.3
5439000	12/20/1999	5.6	5.6	0.2020	1.16	8957	75.9196%	Fecal		CFU/100 mL	200	283.2	86400	-	5,687.3
5439000	8/20/2000	5.6	5.6	0.2020	1.16	8957	75.9196%	Fecal		CFU/100 mL	200	283.2	86400	-	5,687.3
5439000	9/15/2000	5.6	5.6	0.2020	1.16	8957	75.9196%	Fecal		CFU/100 mL	200	283.2	86400	-	5,687.3
5439000	9/18/2001	5.6	5.6	0.2020	1.16	8957	75.9196%	Fecal		CFU/100 mL	200	283.2	86400	-	5,687.3
5439000	12/8/2007	5.6	5.6	0.2020	1.16	8957	75.9196%	Fecal		CFU/100 mL	200	283.2	86400	-	5,687.3
5439000	8/16/2012	5.6	5.6	0.2020	1.16	8957	75.9196%	Fecal		CFU/100 mL	200	283.2	86400	-	5,687.3
5439000	8/16/2014	5.6	5.6	0.2020	1.16	8957	75.9196%	Fecal		CFU/100 mL	200	283.2	86400	-	5,687.3
5439000	3/9/2015	5.59	5.59	0.2020	1.16	8971	76.0383%	Fecal		CFU/100 mL	200	283.2	86400	-	5,677.4
5439000	11/4/2021	5.59	5.59	0.2020	1.16	8971	76.0383%	Fecal		CFU/100 mL	200	283.2	86400	-	5,677.4
5439000	1/13/2022	5.59	5.59	0.2020	1.16	8971	76.0383%	Fecal		CFU/100 mL	200	283.2	86400	-	5,677.4
5439000	8/6/2009	5.58	5.58	0.2020	1.16	8974	76.0637%	Fecal		CFU/100 mL	200	283.2	86400	-	5,667.5
5439000	9/2/2013	5.57	5.57	0.2020	1.16	8975	76.0722%	Fecal		CFU/100 mL	200	283.2	86400	-	5,657.6
5439000	8/4/2019	5.55	5.55	0.2020	1.15	8976	76.0807%	Fecal		CFU/100 mL	200	283.2	86400	-	5,637.8
5439000	1/3/2006	5.53	5.53	0.2020	1.15	8977	76.0892%	Fecal		CFU/100 mL	200	283.2	86400	-	5,618.1
5439000	8/25/2010	5.53	5.53	0.2020	1.15	8977	76.0892%	Fecal		CFU/100 mL	200	283.2	86400	-	5,618.1
5439000	1/22/2015	5.53	5.53	0.2020	1.15	8977	76.0892%	Fecal		CFU/100 mL	200	283.2	86400	-	5,618.1
5439000	10/18/2016	5.52	5.52	0.2020	1.15	8980	76.1146%	Fecal		CFU/100 mL	200	283.2	86400	-	5,608.2
5439000	10/31/2020	5.51	5.51	0.2020	1.14	8981	76.1231%	Fecal		CFU/100 mL	200	283.2	86400	-	5,598.3
5439000	11/12/2021	5.51	5.51	0.2020	1.14	8981	76.1231%	Fecal		CFU/100 mL	200	283.2	86400	-	5,598.3
5439000	11/25/2021	5.51	5.51	0.2020	1.14	8981	76.1231%	Fecal		CFU/100 mL	200	283.2	86400	-	5,598.3
5439000	7/14/1991	5.5	5.5	0.2020	1.14	8984	76.1485%	Fecal		CFU/100 mL	200	283.2	86400	-	5,588.4
5439000	8/9/1991	5.5	5.5	0.2020	1.14	8984	76.1485%	Fecal		CFU/100 mL	200	283.2	86400	-	5,588.4
5439000	6/28/1992	5.5	5.5	0.2020	1.14	8984	76.1485%	Fecal		CFU/100 mL	200	283.2	86400	-	5,588.4
5439000	6/29/1992	5.5	5.5	0.2020	1.14	8984	76.1485%	Fecal		CFU/100 mL	200	283.2	86400	-	5,588.4
5439000	7/30/1995	5.5	5.5	0.2020	1.14	8984	76.1485%	Fecal		CFU/100 mL	200	283.2	86400	-	5,588.4
5439000	10/8/1995	5.5	5.5	0.2020	1.14	8984	76.1485%	Fecal		CFU/100 mL	200	283.2	86400	-	5,588.4
5439000	10/22/1996	5.5	5.5	0.2020	1.14	8984	76.1485%	Fecal		CFU/100 mL	200	283.2	86400	-	5,588.4
5439000	10/18/1999	5.5	5.5	0.2020	1.14	8984	76.1485%	Fecal		CFU/100 mL	200	283.2	86400	-	5,588.4
5439000	12/4/1999	5.5	5.5	0.2020	1.14	8984	76.1485%	Fecal		CFU/100 mL	200	283.2	86400	-	5,588.4
5439000	12/21/1999	5.5	5.5	0.2020	1.14	8984	76.1485%	Fecal		CFU/100 mL	200	283.2	86400	-	5,588.4
5439000	7/14/2001	5.5	5.5	0.2020	1.14	8984	76.1485%	Fecal		CFU/100 mL	200	283.2	86400	-	5,588.4
5439000	9/23/2009	5.5	5.5	0.2020	1.14	8984	76.1485%	Fecal		CFU/100 mL	200	283.2	86400	-	5,588.4
5439000	1/23/2015	5.48	5.48	0.2020	1.14	8996	76.2502%	Fecal		CFU/100 mL	200	283.2	86400	-	5,568.6
5439000	12/28/2021	5.48	5.48	0.2020	1.14	8996	76.2502%	Fecal		CFU/100 mL	200	283.2	86400	-	5,568.6
5439000	11/20/2020	5.47	5.47	0.2020	1.14	8998	76.2672%	Fecal		CFU/100 mL	200	283.2	86400	-	5,558.8
5439000	11/17/2007	5.46	5.46	0.2020	1.13	8999	76.2756%	Fecal		CFU/100 mL	200	283.2	86400	-	5,548.9
5439000	8/11/2008	5.46	5.46	0.2020	1.13	8999	76.2756%	Fecal		CFU/100 mL	200	283.2	86400	-	5,548.9

Gage ID	Date	Discharge (CFS)	Gage Discharge (less Surrogate NPDES) (CFS)	Watershed Area Ratio	Calculated flow (CFS)	Rank	Flow Exceedance %	Parameter	Results	Units (mg or micro_gram	Limit/Standard	100mL/CF	sec/day	Actual Load (million colonies/day)	Allowable Load (million colonies/day)
5439000	11/13/2014	5.46	5.46	0.2020	1.13	8999	76.2756%	Fecal		CFU/100 mL	200	283.2	86400	-	5,548.9
5439000	11/19/2007	5.45	5.45	0.2020	1.13	9002	76.3011%	Fecal		CFU/100 mL	200	283.2	86400	-	5,539.0
5439000	10/10/2011	5.45	5.45	0.2020	1.13	9002	76.3011%	Fecal		CFU/100 mL	200	283.2	86400	-	5,539.0
5439000	10/31/2011	5.45	5.45	0.2020	1.13	9002	76.3011%	Fecal		CFU/100 mL	200	283.2	86400	-	5,539.0
5439000	2/5/2007	5.44	5.44	0.2020	1.13	9005	76.3265%	Fecal		CFU/100 mL	200	283.2	86400	-	5,529.1
5439000	9/2/2015	5.44	5.44	0.2020	1.13	9005	76.3265%	Fecal		CFU/100 mL	200	283.2	86400	-	5,529.1
5439000	1/30/2021	5.44	5.44	0.2020	1.13	9005	76.3265%	Fecal		CFU/100 mL	200	283.2	86400	-	5,529.1
5439000	8/22/2015	5.42	5.42	0.2020	1.13	9008	76.3519%	Fecal		CFU/100 mL	200	283.2	86400	-	5,509.3
5439000	8/3/2008	5.41	5.41	0.2020	1.12	9009	76.3604%	Fecal		CFU/100 mL	200	283.2	86400	-	5,499.4
5439000	11/9/1991	5.4	5.4	0.2020	1.12	9010	76.3689%	Fecal		CFU/100 mL	200	283.2	86400	-	5,489.6
5439000	3/21/1996	5.4	5.4	0.2020	1.12	9010	76.3689%	Fecal		CFU/100 mL	200	283.2	86400	-	5,489.6
5439000	12/6/1996	5.4	5.4	0.2020	1.12	9010	76.3689%	Fecal		CFU/100 mL	200	283.2	86400	-	5,489.6
5439000	12/9/1996	5.4	5.4	0.2020	1.12	9010	76.3689%	Fecal		CFU/100 mL	200	283.2	86400	-	5,489.6
5439000	8/10/1998	5.4	5.4	0.2020	1.12	9010	76.3689%	Fecal		CFU/100 mL	200	283.2	86400	-	5,489.6
5439000	7/30/1999	5.4	5.4	0.2020	1.12	9010	76.3689%	Fecal		CFU/100 mL	200	283.2	86400	-	5,489.6
5439000	1/11/2000	5.4	5.4	0.2020	1.12	9010	76.3689%	Fecal		CFU/100 mL	200	283.2	86400	-	5,489.6
5439000	10/2/2000	5.4	5.4	0.2020	1.12	9010	76.3689%	Fecal		CFU/100 mL	200	283.2	86400	-	5,489.6
5439000	9/13/2009	5.39	5.39	0.2020	1.12	9018	76.4367%	Fecal		CFU/100 mL	200	283.2	86400	-	5,479.7
5439000	2/6/2013	5.39	5.39	0.2020	1.12	9018	76.4367%	Fecal		CFU/100 mL	200	283.2	86400	-	5,479.7
5439000	1/24/2015	5.39	5.39	0.2020	1.12	9018	76.4367%	Fecal		CFU/100 mL	200	283.2	86400	-	5,479.7
5439000	1/25/2015	5.39	5.39	0.2020	1.12	9018	76.4367%	Fecal		CFU/100 mL	200	283.2	86400	-	5,479.7
5439000	1/26/2015	5.39	5.39	0.2020	1.12	9018	76.4367%	Fecal		CFU/100 mL	200	283.2	86400	-	5,479.7
5439000	1/27/2015	5.39	5.39	0.2020	1.12	9018	76.4367%	Fecal		CFU/100 mL	200	283.2	86400	-	5,479.7
5439000	1/28/2015	5.39	5.39	0.2020	1.12	9018	76.4367%	Fecal		CFU/100 mL	200	283.2	86400	-	5,479.7
5439000	11/16/2007	5.38	5.38	0.2020	1.12	9025	76.4960%	Fecal		CFU/100 mL	200	283.2	86400	-	5,469.8
5439000	2/26/2014	5.38	5.38	0.2020	1.12	9025	76.4960%	Fecal		CFU/100 mL	200	283.2	86400	-	5,469.8
5439000	6/27/2012	5.37	5.37	0.2020	1.12	9027	76.5130%	Fecal		CFU/100 mL	200	283.2	86400	-	5,459.9
5439000	8/17/2015	5.37	5.37	0.2020	1.12	9027	76.5130%	Fecal		CFU/100 mL	200	283.2	86400	-	5,459.9
5439000	1/8/2018	5.37	5.37	0.2020	1.12	9027	76.5130%	Fecal		CFU/100 mL	200	283.2	86400	-	5,459.9
5439000	1/14/2022	5.37	5.37	0.2020	1.12	9027	76.5130%	Fecal		CFU/100 mL	200	283.2	86400	-	5,459.9
5439000	8/5/2004	5.36	5.36	0.2020	1.11	9031	76.5469%	Fecal		CFU/100 mL	200	283.2	86400	-	5,450.0
5439000	10/9/2011	5.36	5.36	0.2020	1.11	9031	76.5469%	Fecal		CFU/100 mL	200	283.2	86400	-	5,450.0
5439000	11/16/2014	5.36	5.36	0.2020	1.11	9031	76.5469%	Fecal		CFU/100 mL	200	283.2	86400	-	5,450.0
5439000	10/9/2016	5.36	5.36	0.2020	1.11	9031	76.5469%	Fecal		CFU/100 mL	200	283.2	86400	-	5,450.0
5439000	1/29/2021	5.36	5.36	0.2020	1.11	9031	76.5469%	Fecal		CFU/100 mL	200	283.2	86400	-	5,450.0
5439000	12/26/2010	5.35	5.35	0.2020	1.11	9036	76.5893%	Fecal		CFU/100 mL	200	283.2	86400	-	5,440.1
5439000	11/10/2013	5.35	5.35	0.2020	1.11	9036	76.5893%	Fecal		CFU/100 mL	200	283.2	86400	-	5,440.1
5439000	3/9/2014	5.34	5.34	0.2020	1.11	9038	76.6062%	Fecal		CFU/100 mL	200	283.2	86400	-	5,430.2
5439000	1/25/2021	5.34	5.34	0.2020	1.11	9038	76.6062%	Fecal		CFU/100 mL	200	283.2	86400	-	5,430.2
5439000	1/29/2015	5.32	5.32	0.2020	1.11	9040	76.6232%	Fecal		CFU/100 mL	200	283.2	86400	-	5,410.5
5439000	8/4/2012	5.31	5.31	0.2020	1.10	9041	76.6316%	Fecal		CFU/100 mL	200	283.2	86400	-	5,400.6
5439000	12/16/2021	5.31	5.31	0.2020	1.10	9041	76.6316%	Fecal		CFU/100 mL	200	283.2	86400	-	5,400.6
5439000	9/17/1990	5.3	5.3	0.2020	1.10	9043	76.6486%	Fecal		CFU/100 mL	200	283.2	86400	-	5,390.7
5439000	7/10/1992	5.3	5.3	0.2020	1.10	9043	76.6486%	Fecal		CFU/100 mL	200	283.2	86400	-	5,390.7
5439000	8/30/1992	5.3	5.3	0.2020	1.10	9043	76.6486%	Fecal		CFU/100 mL	200	283.2	86400	-	5,390.7
5439000	3/19/1996	5.3	5.3	0.2020	1.10	9043	76.6486%	Fecal		CFU/100 mL	200	283.2	86400	-	5,390.7
5439000	11/18/2014	5.3	5.3	0.2020	1.10	9043	76.6486%	Fecal		CFU/100 mL	200	283.2	86400	-	5,390.7
5439000	8/11/2020	5.3	5.3	0.2020	1.10	9043	76.6486%	Fecal		CFU/100 mL	200	283.2	86400	-	5,390.7
5439000	11/5/2020	5.3	5.3	0.2020	1.10	9043	76.6486%	Fecal		CFU/100 mL	200	283.2	86400	-	5,390.7
5439000	1/6/2022	5.3	5.3	0.2020	1.10	9043	76.6486%	Fecal		CFU/100 mL	200	283.2	86400	-	5,390.7
5439000	7/15/2002	5.29	5.29	0.2020	1.10	9051	76.7164%	Fecal		CFU/100 mL	200	283.2	86400	-	5,380.8
5439000	11/17/2006	5.29	5.29	0.2020	1.10	9051	76.7164%	Fecal		CFU/100 mL	200	283.2	86400	-	5,380.8
5439000	1/30/2015	5.29	5.29	0.2020	1.10	9051	76.7164%	Fecal		CFU/100 mL	200	283.2	86400	-	5,380.8
5439000	1/31/2015	5.29	5.29	0.2020	1.10	9051	76.7164%	Fecal		CFU/100 mL	200	283.2	86400	-	5,380.8
5439000	2/1/2015	5.29	5.29	0.2020	1.10	9051	76.7164%	Fecal		CFU/100 mL	200	283.2	86400	-	5,380.8
5439000	9/27/2016	5.29	5.29	0.2020	1.10	9051	76.7164%	Fecal		CFU/100 mL	200	283.2	86400	-	5,380.8
5439000	9/1/2010	5.28	5.28	0.2020	1.10	9057	76.7672%	Fecal		CFU/100 mL	200	283.2	86400	-	5,370.9
5439000	9/28/2020	5.28	5.28	0.2020	1.10	9057	76.7672%	Fecal		CFU/100 mL	200	283.2	86400	-	5,370.9
5439000	11/1/2020	5.28	5.28	0.2020	1.10	9057	76.7672%	Fecal		CFU/100 mL	200	283.2	86400	-	5,370.9
5439000	10/12/2016	5.27	5.27	0.2020	1.10	9060	76.7927%	Fecal		CFU/100 mL	200	283.2	86400	-	5,361.0
5439000	8/21/2019	5.27	5.27	0.2020	1.10	9060	76.7927%	Fecal		CFU/100 mL	200	283.2	86400	-	5,361.0
5439000	10/22/2011	5.25	5.25	0.2020	1.09	9062	76.8096%	Fecal		CFU/100 mL	200	283.2	86400	-	5,341.3
5439000	4/2/2003	5.23	5.23	0.2020	1.09	9063	76.8181%	Fecal		CFU/100 mL	200	283.2	86400	-	5,321.5
5439000	10/13/2016	5.23	5.23	0.2020	1.09	9063	76.8181%	Fecal		CFU/100 mL	200	283.2	86400	-	5,321.5
5439000	1/13/2004	5.22	5.22	0.2020	1.09	9065	76.8351%	Fecal		CFU/100 mL	200	283.2	86400	-	5,311.6
5439000	7/15/2006	5.22	5.22	0.2020	1.09	9065	76.8351%	Fecal		CFU/100 mL	200	283.2	86400	-	5,311.6
5439000	1/6/2018	5.22	5.22	0.2020	1.09	9065	76.8351%	Fecal		CFU/100 mL	200	283.2	86400	-	5,311.6
5439000	8/30/1994	5.21	5.21	0.2020	1.08	9068	76.8605%	Fecal		CFU/100 mL	200	283.2	86400	-	5,301.7
5439000	4/20/2003	5.21	5.21	0.2020	1.08	9068	76.8605%	Fecal		CFU/100 mL	200	283.2	86400	-	5,301.7
5439000	6/18/2005	5.21	5.21	0.2020	1.08	9068	76.8605%	Fecal		CFU/100 mL	200	283.2	86400	-	5,301.7
5439000	11/2/2006	5.21	5.21	0.2020	1.08	9068	76.8605%	Fecal		CFU/100 mL	200	283.2	86400	-	5,301.7
5439000	2/2/2015	5.21	5.21	0.2020	1.08	9068	76.8605%	Fecal		CFU/100 mL	200	283.2	86400	-	5,301.7
5439000	12/15/2021	5.21	5.21	0.2020	1.08	9068	76.8605%	Fecal		CFU/100 mL	200	283.2	86400	-	5,301.7
5439000	7/18/1991	5.2	5.2	0.2020	1.08	9074	76.9113%	Fecal		CFU/100 mL	200	283.2	86400	-	5,291.8
5439000	8/10/1991	5.2	5.2	0.2020	1.08	9074	76.9113%	Fecal		CFU/100 mL	200	283.2	86400	-	5,291.8
5439000	11/12/1991	5.2	5.2	0.2020	1.08	9074	76.9113%	Fecal		CFU/100 mL	200	283.2	86400	-	5,291.8
5439000	11/3/1996	5.2	5.2	0.2020	1.08	9074	76.9113%	Fecal		CFU/100 mL	200	283.2	86400	-	5,291.8
5439000	9/3/1998	5.2	5.2	0.2020	1.08	9074	76.9113%	Fecal		CFU/100 mL	200	283.2	86400	-	5,291.8
5439000	9/30/1998	5.2	5.2	0.2020	1.08	9074	76.9113%	Fecal		CFU/100 mL	200	283.2	86400	-	5,291.8
5439000	12/9/2007	5.2	5.2	0.2020	1.08	9074	76.9113%	Fecal		CFU/100 mL	200	283.2	86400	-	5,291.8
5439000	8/8/2018	5.2	5.2	0.2020	1.08	9074	76.9113%	Fecal		CFU/100 mL	200	283.2	86400	-	5,291.8
5439000	12/31/2021	5.19	5.19	0.2020	1.08	9082	76.9791%	Fecal		CFU/100 mL	200	283.2	86400	-	5,282.0
5439000	9/9/2014	5.17	5.17	0.2020	1.08	9083	76.9876%	Fecal		CFU/100 mL	200	283.2	86400	-	5,262.2
5439000	8/27/2002	5.16	5.16	0.2020	1.07	9084	76.9961%	Fecal		CFU/100 mL	200	283.2	86400	-	5,252.3
5439000	10/23/2006	5.16	5.16	0.2020	1.07	9084	76.9961%	Fecal		CFU/100 mL	200	283.2	86400	-	5,252.3
5439000	7/21/2012	5.16	5.16	0.2020	1.07	9084	76.9961%	Fecal		CFU/100 mL	200	283.2	86400	-	5,252.3
5439000	8/12/2013	5.16	5.16	0.2020	1.07	9084	76.9961%	Fecal		CFU/100 mL	200	283.2	86400	-	5,252.3
5439000	2/1/2021	5.16	5.16	0.2020	1.07	9084	76.9961%	Fecal		CFU/100 mL	200	283.2	86400	-	5,252.3
5439000	8/6/2021	5.16	5.16	0.2020	1.07	9084	76.9961%	Fecal		CFU/100 mL	200	283.2	86400	-	5,252.3
5439000	9/10/1994	5.15	5.15	0.2020	1.07	9090	77.0470%	Fecal		CFU/100 mL	200	283.2	86400	-	5,242.4
5439000	8/5/2021	5.14	5.14	0.2020	1.07	9091	77.0554%	Fecal		CFU/100 mL	200	283.2	86400	-	5,232.5
5439000	10/10/2016	5.13	5.13	0.2020	1.07	9092	77.0639%	Fecal		CFU/100 mL	200	283.2	86400	-	5,222.6
5439000	8/15/2019	5.13	5.13	0.2020	1.07	9092	77.0639%	Fecal		CFU/100 mL	200	283.2	86400	-	5,222.6
5439000	11/21/2020	5.13	5.13	0.2020	1.07	9092	77.0639%	Fecal		CFU/100 mL	200	283.2	86400	-	5,222.6
5439000	8/20/2014	5.11	5.11	0.2020	1.06	9095	77.0893%	Fecal		CFU/100 mL	200	283.2	86400	-	5,202.9
5439000	2/3/2015	5.11	5.11	0.2020	1.06	9095	77.0893%	Fecal		CFU/100 mL	200	283.2	86400	-	5,202.9
5439000	9/12/2016	5.11	5.11	0.2020	1.06	9095	77.0893%	Fecal		CFU/100 mL	200	283.2	86400	-	5,202.9
5439000	10/1/2016	5.11	5.11	0.2020	1.06	9095	77.0893%	Fecal		CFU/100 mL	200	283.2	86400	-	5,202.9
5439000	8/31/1991	5.1	5.1	0.2020	1.06	9099	77.1232%	Fecal		CFU/100 mL	200	283.2	86400	-	5,193.0
5439000	9/8/1995	5.1	5.1	0.2020	1.06	9099	77.1232%	Fecal		CFU/100 mL	200	283.2	86400	-	5,193.0
5439000	11/4/1996	5.1	5.1	0.2020	1.06	9099	77.1232%	Fecal		CFU/100 mL	200	283.2	86400	-	5,193.0
5439000	7/30/1998	5.1	5.1	0.2020	1.06	9099	77.1232%	Fecal		CFU/100 mL	200	283.2	86400	-	5,193.0
5439000	12/18/1999	5.1	5.1	0.2020	1.06	9099	77.1232%	Fecal		CFU/100 mL	200	283.2	86400	-	5,193.0
5439000	12/19/1999	5.1	5.1	0.2020	1.06	9099	77.1232%	Fecal		CFU/100 mL	200	283.2	86400	-	5,193.0
5439000	9/16/2020	5.1	5.1	0.2020	1.06	9099	77.1232%	Fecal		CFU/100 mL	200	283.2	86400	-	5,193.0
5439000	10/10/2001	5.09	5.09	0.2020	1.06	9106	77.1826%	Fecal		CFU/100 mL	200	283.2	86400	-	5,183.1
5439000	11/18/2006	5.09	5.09	0.2020	1.06	9106	77.1826%	Fecal		CFU/100 mL	200	283.2	86400	-	5,183.1
5439000	9/28/2016	5.09	5.09	0.2020	1.06	9106	77.1826%	Fecal		CFU/100 mL	200	283.2	86400	-	5,183.1
5439000	11/21/2021	5.09	5.09	0.2020	1.06	9106	77.1826%	Fecal		CFU/100 mL	200	283.2	86400	-	5,183.1
5439000	12/1/2021	5.08	5.08	0.2020	1.06	9110	77.2165%	Fecal		CFU/100 mL	200	283.2	86400	-	5,173.2
5439000	11/23/2021	5.07	5.07	0.2020	1.06	9111	77.2250%	Fecal		CFU/100 mL	200	283.2	86400	-	5,163.3
5439000	11/19/2021	5.06	5.06	0.2020	1.05	9112	77.2334%	Fecal		CFU/100 mL	200	283.2	86400	-	5,153.5
5439000	11/9/2020	5.05	5.05	0.2020	1.05	9113	77.2419%	Fecal		CFU/100 mL	200	283.2	86400	-	5,143.6
5439000	10/20/2016	5.04	5.04	0.2020	1.05	9114	77.2504%	Fecal		CFU/100 mL	200	283.2	86400	-	5,133.7
5439000	9/8/2018	5.04	5.04	0.2020	1.05	9114	77.2504%	Fecal		CFU/100 mL	200	283.2	86400	-	5,133.7
5439000	1/26/2021	5.03	5.03	0.2020	1.05	9116	77.2673%	Fecal		CFU/100 mL	200	283.2	86400	-	5,123.8
5439000	2/2/2021	5.03	5.03	0.2020	1.05	9116	77.2673%	Fecal		CFU/100 mL	200	283.2	86400	-	5,123.8
5439000	8/14/2021	5.03	5.03	0.2020	1.05	9116	77.2673%	Fecal		CFU/100 mL	200	283.2	86400	-	5,123.8
5439000	10/5/2002	5.02	5.02	0.2020	1.04	9119	77.2928%	Fecal		CFU/100 mL	200	283.2	86400	-	5,113.9
5439000	2/4/2015	5.02	5.02	0.2020	1.04	9119	77.2928%	Fecal		CFU/100 mL	200	283.2	86400	-	5,113.9
5439000	2/5/2015	5.02	5.02	0.2020	1.04	9119	77.2928%	Fecal		CFU/100 mL	200	283.2	86400	-	5,113.9
5439000	2/6/2015	5.01	5.01	0.2020	1.04	9122	77.3182%	Fecal		CFU/100 mL	200	283.2	86400	-	5,104.0
5439000	10/19/2016	5.01	5.01	0.2020	1.04	9122	77.3182%	Fecal		CFU/100 mL	200	283.2	86400	-	5,104.0
5439000	9/20/1990	5	5	0.2020	1.04	9124	77.3351%	Fecal		CFU/100 mL	200	283.2	86400	-	5,094.1
5439000	9/24/1990	5	5	0.2020	1.04	9124	77.3351%	Fecal		CFU/100 mL	200	283.2	86400	-	5,094.1

Gage ID	Date	Discharge (CFS)	Gage Discharge (less Surrogate NPDES) (CFS)	Watershed Area Ratio	Calculated flow (CFS)	Rank	Flow Exceedance %	Parameter	Results	Units (mg or micro_gram	Limit/Standard	100mL/CF	sec/day	Actual Load (million colonies/day)	Allowable Load (million colonies/day)
5439000	7/15/1991	5	5	0.2020	1.04	9124	77.3351%	Fecal		CFU/100 mL	200	283.2	86400	-	5,094.1
5439000	9/6/1991	5	5	0.2020	1.04	9124	77.3351%	Fecal		CFU/100 mL	200	283.2	86400	-	5,094.1
5439000	8/2/1995	5	5	0.2020	1.04	9124	77.3351%	Fecal		CFU/100 mL	200	283.2	86400	-	5,094.1
5439000	8/4/1995	5	5	0.2020	1.04	9124	77.3351%	Fecal		CFU/100 mL	200	283.2	86400	-	5,094.1
5439000	8/21/1995	5	5	0.2020	1.04	9124	77.3351%	Fecal		CFU/100 mL	200	283.2	86400	-	5,094.1
5439000	9/21/1995	5	5	0.2020	1.04	9124	77.3351%	Fecal		CFU/100 mL	200	283.2	86400	-	5,094.1
5439000	9/19/1996	5	5	0.2020	1.04	9124	77.3351%	Fecal		CFU/100 mL	200	283.2	86400	-	5,094.1
5439000	9/23/1996	5	5	0.2020	1.04	9124	77.3351%	Fecal		CFU/100 mL	200	283.2	86400	-	5,094.1
5439000	12/10/1996	5	5	0.2020	1.04	9124	77.3351%	Fecal		CFU/100 mL	200	283.2	86400	-	5,094.1
5439000	10/13/1997	5	5	0.2020	1.04	9124	77.3351%	Fecal		CFU/100 mL	200	283.2	86400	-	5,094.1
5439000	10/9/1998	5	5	0.2020	1.04	9124	77.3351%	Fecal		CFU/100 mL	200	283.2	86400	-	5,094.1
5439000	12/21/2004	5	5	0.2020	1.04	9124	77.3351%	Fecal		CFU/100 mL	200	283.2	86400	-	5,094.1
5439000	12/13/2010	5	5	0.2020	1.04	9124	77.3351%	Fecal		CFU/100 mL	200	283.2	86400	-	5,094.1
5439000	8/1/2013	5	5	0.2020	1.04	9124	77.3351%	Fecal		CFU/100 mL	200	283.2	86400	-	5,094.1
5439000	11/22/2021	5	5	0.2020	1.04	9124	77.3351%	Fecal		CFU/100 mL	200	283.2	86400	-	5,094.1
5439000	11/4/2020	4.99	4.99	0.2020	1.04	9141	77.4792%	Fecal		CFU/100 mL	200	283.2	86400	-	5,084.3
5439000	10/30/2011	4.98	4.98	0.2020	1.04	9142	77.4877%	Fecal		CFU/100 mL	200	283.2	86400	-	5,074.4
5439000	11/14/2021	4.98	4.98	0.2020	1.04	9142	77.4877%	Fecal		CFU/100 mL	200	283.2	86400	-	5,074.4
5439000	12/28/2010	4.97	4.97	0.2020	1.03	9144	77.5047%	Fecal		CFU/100 mL	200	283.2	86400	-	5,064.5
5439000	8/29/2011	4.97	4.97	0.2020	1.03	9144	77.5047%	Fecal		CFU/100 mL	200	283.2	86400	-	5,064.5
5439000	11/18/2021	4.97	4.97	0.2020	1.03	9144	77.5047%	Fecal		CFU/100 mL	200	283.2	86400	-	5,064.5
5439000	10/4/2001	4.96	4.96	0.2020	1.03	9147	77.5301%	Fecal		CFU/100 mL	200	283.2	86400	-	5,054.6
5439000	11/2/2020	4.96	4.96	0.2020	1.03	9147	77.5301%	Fecal		CFU/100 mL	200	283.2	86400	-	5,054.6
5439000	8/3/2020	4.95	4.95	0.2020	1.03	9149	77.5470%	Fecal		CFU/100 mL	200	283.2	86400	-	5,044.7
5439000	7/20/2003	4.94	4.94	0.2020	1.03	9150	77.5555%	Fecal		CFU/100 mL	200	283.2	86400	-	5,034.8
5439000	11/1/2011	4.94	4.94	0.2020	1.03	9150	77.5555%	Fecal		CFU/100 mL	200	283.2	86400	-	5,034.8
5439000	10/2/2016	4.94	4.94	0.2020	1.03	9150	77.5555%	Fecal		CFU/100 mL	200	283.2	86400	-	5,034.8
5439000	7/31/2018	4.94	4.94	0.2020	1.03	9150	77.5555%	Fecal		CFU/100 mL	200	283.2	86400	-	5,034.8
5439000	11/3/2020	4.93	4.93	0.2020	1.03	9154	77.5894%	Fecal		CFU/100 mL	200	283.2	86400	-	5,024.9
5439000	11/11/2021	4.93	4.93	0.2020	1.03	9154	77.5894%	Fecal		CFU/100 mL	200	283.2	86400	-	5,024.9
5439000	10/7/2014	4.92	4.92	0.2020	1.02	9156	77.6064%	Fecal		CFU/100 mL	200	283.2	86400	-	5,015.1
5439000	8/2/2020	4.92	4.92	0.2020	1.02	9156	77.6064%	Fecal		CFU/100 mL	200	283.2	86400	-	5,015.1
5439000	1/7/2018	4.91	4.91	0.2020	1.02	9158	77.6233%	Fecal		CFU/100 mL	200	283.2	86400	-	5,005.2
5439000	11/22/2020	4.91	4.91	0.2020	1.02	9158	77.6233%	Fecal		CFU/100 mL	200	283.2	86400	-	5,005.2
5439000	10/5/1990	4.9	4.9	0.2020	1.02	9160	77.6403%	Fecal		CFU/100 mL	200	283.2	86400	-	4,995.3
5439000	7/17/1991	4.9	4.9	0.2020	1.02	9160	77.6403%	Fecal		CFU/100 mL	200	283.2	86400	-	4,995.3
5439000	7/24/1991	4.9	4.9	0.2020	1.02	9160	77.6403%	Fecal		CFU/100 mL	200	283.2	86400	-	4,995.3
5439000	11/13/1991	4.9	4.9	0.2020	1.02	9160	77.6403%	Fecal		CFU/100 mL	200	283.2	86400	-	4,995.3
5439000	7/11/1992	4.9	4.9	0.2020	1.02	9160	77.6403%	Fecal		CFU/100 mL	200	283.2	86400	-	4,995.3
5439000	7/31/1995	4.9	4.9	0.2020	1.02	9160	77.6403%	Fecal		CFU/100 mL	200	283.2	86400	-	4,995.3
5439000	10/16/1996	4.9	4.9	0.2020	1.02	9160	77.6403%	Fecal		CFU/100 mL	200	283.2	86400	-	4,995.3
5439000	10/18/1996	4.9	4.9	0.2020	1.02	9160	77.6403%	Fecal		CFU/100 mL	200	283.2	86400	-	4,995.3
5439000	11/8/1996	4.9	4.9	0.2020	1.02	9160	77.6403%	Fecal		CFU/100 mL	200	283.2	86400	-	4,995.3
5439000	12/8/1996	4.9	4.9	0.2020	1.02	9160	77.6403%	Fecal		CFU/100 mL	200	283.2	86400	-	4,995.3
5439000	7/20/1997	4.9	4.9	0.2020	1.02	9160	77.6403%	Fecal		CFU/100 mL	200	283.2	86400	-	4,995.3
5439000	10/21/1999	4.9	4.9	0.2020	1.02	9160	77.6403%	Fecal		CFU/100 mL	200	283.2	86400	-	4,995.3
5439000	10/30/1999	4.9	4.9	0.2020	1.02	9160	77.6403%	Fecal		CFU/100 mL	200	283.2	86400	-	4,995.3
5439000	7/15/2001	4.9	4.9	0.2020	1.02	9160	77.6403%	Fecal		CFU/100 mL	200	283.2	86400	-	4,995.3
5439000	11/5/2004	4.9	4.9	0.2020	1.02	9160	77.6403%	Fecal		CFU/100 mL	200	283.2	86400	-	4,995.3
5439000	8/13/2009	4.9	4.9	0.2020	1.02	9160	77.6403%	Fecal		CFU/100 mL	200	283.2	86400	-	4,995.3
5439000	8/22/2016	4.9	4.9	0.2020	1.02	9160	77.6403%	Fecal		CFU/100 mL	200	283.2	86400	-	4,995.3
5439000	6/19/2005	4.89	4.89	0.2020	1.02	9177	77.7844%	Fecal		CFU/100 mL	200	283.2	86400	-	4,985.4
5439000	8/17/2014	4.89	4.89	0.2020	1.02	9177	77.7844%	Fecal		CFU/100 mL	200	283.2	86400	-	4,985.4
5439000	10/11/2016	4.89	4.89	0.2020	1.02	9177	77.7844%	Fecal		CFU/100 mL	200	283.2	86400	-	4,985.4
5439000	12/27/2003	4.88	4.88	0.2020	1.02	9180	77.8098%	Fecal		CFU/100 mL	200	283.2	86400	-	4,975.5
5439000	8/7/2016	4.88	4.88	0.2020	1.02	9180	77.8098%	Fecal		CFU/100 mL	200	283.2	86400	-	4,975.5
5439000	12/2/2010	4.87	4.87	0.2020	1.01	9182	77.8268%	Fecal		CFU/100 mL	200	283.2	86400	-	4,965.6
5439000	11/24/2021	4.87	4.87	0.2020	1.01	9182	77.8268%	Fecal		CFU/100 mL	200	283.2	86400	-	4,965.6
5439000	9/21/2014	4.86	4.86	0.2020	1.01	9184	77.8437%	Fecal		CFU/100 mL	200	283.2	86400	-	4,955.7
5439000	1/14/2004	4.85	4.85	0.2020	1.01	9185	77.8522%	Fecal		CFU/100 mL	200	283.2	86400	-	4,945.9
5439000	9/19/2002	4.84	4.84	0.2020	1.01	9186	77.8607%	Fecal		CFU/100 mL	200	283.2	86400	-	4,936.0
5439000	9/7/2020	4.84	4.84	0.2020	1.01	9186	77.8607%	Fecal		CFU/100 mL	200	283.2	86400	-	4,936.0
5439000	3/29/2003	4.82	4.82	0.2020	1.00	9188	77.8776%	Fecal		CFU/100 mL	200	283.2	86400	-	4,916.2
5439000	3/8/2006	4.82	4.82	0.2020	1.00	9188	77.8776%	Fecal		CFU/100 mL	200	283.2	86400	-	4,916.2
5439000	2/7/2015	4.82	4.82	0.2020	1.00	9188	77.8776%	Fecal		CFU/100 mL	200	283.2	86400	-	4,916.2
5439000	7/24/2003	4.81	4.81	0.2020	1.00	9191	77.9030%	Fecal		CFU/100 mL	200	283.2	86400	-	4,906.3
5439000	8/27/1992	4.8	4.8	0.2020	1.00	9192	77.9115%	Fecal		CFU/100 mL	200	283.2	86400	-	4,896.4
5439000	8/5/1995	4.8	4.8	0.2020	1.00	9192	77.9115%	Fecal		CFU/100 mL	200	283.2	86400	-	4,896.4
5439000	9/18/1996	4.8	4.8	0.2020	1.00	9192	77.9115%	Fecal		CFU/100 mL	200	283.2	86400	-	4,896.4
5439000	10/20/1999	4.8	4.8	0.2020	1.00	9192	77.9115%	Fecal		CFU/100 mL	200	283.2	86400	-	4,896.4
5439000	10/31/1999	4.8	4.8	0.2020	1.00	9192	77.9115%	Fecal		CFU/100 mL	200	283.2	86400	-	4,896.4
5439000	1/4/2000	4.8	4.8	0.2020	1.00	9192	77.9115%	Fecal		CFU/100 mL	200	283.2	86400	-	4,896.4
5439000	1/12/2000	4.8	4.8	0.2020	1.00	9192	77.9115%	Fecal		CFU/100 mL	200	283.2	86400	-	4,896.4
5439000	8/21/2000	4.8	4.8	0.2020	1.00	9192	77.9115%	Fecal		CFU/100 mL	200	283.2	86400	-	4,896.4
5439000	9/24/2009	4.8	4.8	0.2020	1.00	9192	77.9115%	Fecal		CFU/100 mL	200	283.2	86400	-	4,896.4
5439000	7/25/2004	4.78	4.78	0.2020	1.00	9201	77.9878%	Fecal		CFU/100 mL	200	283.2	86400	-	4,876.7
5439000	11/29/2010	4.78	4.78	0.2020	1.00	9201	77.9878%	Fecal		CFU/100 mL	200	283.2	86400	-	4,876.7
5439000	9/30/2016	4.78	4.78	0.2020	1.00	9201	77.9878%	Fecal		CFU/100 mL	200	283.2	86400	-	4,876.7
5439000	8/3/2019	4.78	4.78	0.2020	1.00	9201	77.9878%	Fecal		CFU/100 mL	200	283.2	86400	-	4,876.7
5439000	8/4/2020	4.78	4.78	0.2020	1.00	9201	77.9878%	Fecal		CFU/100 mL	200	283.2	86400	-	4,876.7
5439000	4/19/2003	4.77	4.77	0.2020	0.99	9206	78.0302%	Fecal		CFU/100 mL	200	283.2	86400	-	4,866.8
5439000	9/15/2013	4.77	4.77	0.2020	0.99	9206	78.0302%	Fecal		CFU/100 mL	200	283.2	86400	-	4,866.8
5439000	9/16/2014	4.77	4.77	0.2020	0.99	9206	78.0302%	Fecal		CFU/100 mL	200	283.2	86400	-	4,866.8
5439000	2/8/2015	4.77	4.77	0.2020	0.99	9206	78.0302%	Fecal		CFU/100 mL	200	283.2	86400	-	4,866.8
5439000	11/23/2020	4.77	4.77	0.2020	0.99	9206	78.0302%	Fecal		CFU/100 mL	200	283.2	86400	-	4,866.8
5439000	12/22/2012	4.76	4.76	0.2020	0.99	9211	78.0726%	Fecal		CFU/100 mL	200	283.2	86400	-	4,856.9
5439000	9/29/2016	4.75	4.75	0.2020	0.99	9212	78.0810%	Fecal		CFU/100 mL	200	283.2	86400	-	4,847.0
5439000	8/26/2010	4.74	4.74	0.2020	0.99	9213	78.0895%	Fecal		CFU/100 mL	200	283.2	86400	-	4,837.1
5439000	11/17/2021	4.74	4.74	0.2020	0.99	9213	78.0895%	Fecal		CFU/100 mL	200	283.2	86400	-	4,837.1
5439000	12/29/2004	4.73	4.73	0.2020	0.99	9215	78.1065%	Fecal		CFU/100 mL	200	283.2	86400	-	4,827.2
5439000	9/7/2010	4.73	4.73	0.2020	0.99	9215	78.1065%	Fecal		CFU/100 mL	200	283.2	86400	-	4,827.2
5439000	12/27/2021	4.73	4.73	0.2020	0.99	9215	78.1065%	Fecal		CFU/100 mL	200	283.2	86400	-	4,827.2
5439000	1/9/2018	4.72	4.72	0.2020	0.98	9218	78.1319%	Fecal		CFU/100 mL	200	283.2	86400	-	4,817.3
5439000	12/26/2003	4.71	4.71	0.2020	0.98	9219	78.1404%	Fecal		CFU/100 mL	200	283.2	86400	-	4,807.5
5439000	9/18/1990	4.7	4.7	0.2020	0.98	9220	78.1488%	Fecal		CFU/100 mL	200	283.2	86400	-	4,797.6
5439000	8/29/1991	4.7	4.7	0.2020	0.98	9220	78.1488%	Fecal		CFU/100 mL	200	283.2	86400	-	4,797.6
5439000	10/27/1991	4.7	4.7	0.2020	0.98	9220	78.1488%	Fecal		CFU/100 mL	200	283.2	86400	-	4,797.6
5439000	8/10/1992	4.7	4.7	0.2020	0.98	9220	78.1488%	Fecal		CFU/100 mL	200	283.2	86400	-	4,797.6
5439000	3/20/1996	4.7	4.7	0.2020	0.98	9220	78.1488%	Fecal		CFU/100 mL	200	283.2	86400	-	4,797.6
5439000	9/21/1996	4.7	4.7	0.2020	0.98	9220	78.1488%	Fecal		CFU/100 mL	200	283.2	86400	-	4,797.6
5439000	11/9/1996	4.7	4.7	0.2020	0.98	9220	78.1488%	Fecal		CFU/100 mL	200	283.2	86400	-	4,797.6
5439000	8/24/1998	4.7	4.7	0.2020	0.98	9220	78.1488%	Fecal		CFU/100 mL	200	283.2	86400	-	4,797.6
5439000	10/24/1999	4.7	4.7	0.2020	0.98	9220	78.1488%	Fecal		CFU/100 mL	200	283.2	86400	-	4,797.6
5439000	10/29/1999	4.7	4.7	0.2020	0.98	9220	78.1488%	Fecal		CFU/100 mL	200	283.2	86400	-	4,797.6
5439000	11/3/1999	4.7	4.7	0.2020	0.98	9220	78.1488%	Fecal		CFU/100 mL	200	283.2	86400	-	4,797.6
5439000	11/12/1999	4.7	4.7	0.2020	0.98	9220	78.1488%	Fecal		CFU/100 mL	200	283.2	86400	-	4,797.6
5439000	11/5/2000	4.7	4.7	0.2020	0.98	9220	78.1488%	Fecal		CFU/100 mL	200	283.2	86400	-	4,797.6
5439000	7/24/2001	4.7	4.7	0.2020	0.98	9220	78.1488%	Fecal		CFU/100 mL	200	283.2	86400	-	4,797.6
5439000	8/16/2001	4.7	4.7	0.2020	0.98	9220	78.1488%	Fecal		CFU/100 mL	200	283.2	86400	-	4,797.6
5439000	9/14/2009	4.7	4.7	0.2020	0.98	9220	78.1488%	Fecal		CFU/100 mL	200	283.2	86400	-	4,797.6
5439000	8/31/2010	4.7	4.7	0.2020	0.98	9220	78.1488%	Fecal		CFU/100 mL	200	283.2	86400	-	4,797.6
5439000	8/25/2013	4.7	4.7	0.2020	0.98	9220	78.1488%	Fecal		CFU/100 mL	200	283.2	86400	-	4,797.6
5439000	8/1/2018	4.7	4.7	0.2020	0.98	9220	78.1488%	Fecal		CFU/100 mL	200	283.2	86400	-	4,797.6
5439000	1/24/2021	4.7	4.7	0.2020	0.98	9220	78.1488%	Fecal		CFU/100 mL	200	283.2	86400	-	4,797.6
5439000	12/29/2010	4.69	4.69	0.2020	0.98	9240	78.3184%	Fecal		CFU/100 mL	200	283.2	86400	-	4,787.7
5439000	8/2/2013	4.69	4.69	0.2020	0.98	9240	78.3184%	Fecal		CFU/100 mL	200	283.2	86400	-	4,787.7
5439000	2/9/2015	4.68	4.68	0.2020	0.98	9242	78.3353%	Fecal		CFU/100 mL	200	283.2	86400	-	4,777.8
5439000	12/2/2021	4.68	4.68	0.2020	0.98	9242	78.3353%	Fecal		CFU/100 mL	200	283.2	86400	-	4,777.8
5439000	1/12/2004	4.67	4.67	0.2020	0.97	9244	78.3523%	Fecal		CFU/100 mL	200	283.2	86400	-	4,767.9
5439000	11/5/2021	4.67	4.67	0.2020	0.97	9244	78.3523%	Fecal		CFU/100 mL	200	283.2	86400	-	4,767.9
5439000	1/1/2022	4.67	4.67	0.2020	0.97	9244	78.3523%	Fecal		CFU/100 mL	200	283.2	86400	-	4,767.9
5439000	6/28/2012	4.66	4.66	0.2020	0.97	9247	78.3777%	Fecal		CFU/100 mL	200	283.2	86400	-	4,758.0
5439000	9/29/1994	4.64	4.64	0.2020	0.97	9248	78.3862%	Fecal		CFU/100 mL	200	283.2	86400	-	4,738.3
5439000	11/20/2004	4.64	4.64	0.2020	0.97	9248	78.3862%	Fecal		CFU/100 mL	200	283.2	86400	-	4,738.3
5439000	8/23/2015	4.63	4.63	0.2020	0.97	9250	78.4031%	Fecal		CFU/100 mL	200	283.2	86400	-	4,728.4

Gage ID	Date	Discharge (CFS)	Gage Discharge (less Surrogate NPDES) (CFS)	Watershed Area Ratio	Calculated flow (CFS)	Rank	Flow Exceedance %	Parameter	Results	Units (mg or micro_gram	Limit/Standard	100mL/CF	sec/day	Actual Load (million colonies/day)	Allowable Load (million colonies/day)
5439000	1/12/2021	4.63	4.63	0.2020	0.97	9250	78.4031%	Fecal		CFU/100 mL	200	283.2	86400	-	4,728.4
5439000	7/29/1994	4.62	4.62	0.2020	0.96	9252	78.4201%	Fecal		CFU/100 mL	200	283.2	86400	-	4,718.5
5439000	9/2/2014	4.62	4.62	0.2020	0.96	9252	78.4201%	Fecal		CFU/100 mL	200	283.2	86400	-	4,718.5
5439000	9/24/2015	4.62	4.62	0.2020	0.96	9252	78.4201%	Fecal		CFU/100 mL	200	283.2	86400	-	4,718.5
5439000	12/18/2021	4.62	4.62	0.2020	0.96	9252	78.4201%	Fecal		CFU/100 mL	200	283.2	86400	-	4,718.5
5439000	8/10/2008	4.61	4.61	0.2020	0.96	9256	78.4540%	Fecal		CFU/100 mL	200	283.2	86400	-	4,708.6
5439000	9/9/2018	4.61	4.61	0.2020	0.96	9256	78.4540%	Fecal		CFU/100 mL	200	283.2	86400	-	4,708.6
5439000	9/25/1990	4.6	4.6	0.2020	0.96	9258	78.4709%	Fecal		CFU/100 mL	200	283.2	86400	-	4,698.7
5439000	7/12/1991	4.6	4.6	0.2020	0.96	9258	78.4709%	Fecal		CFU/100 mL	200	283.2	86400	-	4,698.7
5439000	10/10/1991	4.6	4.6	0.2020	0.96	9258	78.4709%	Fecal		CFU/100 mL	200	283.2	86400	-	4,698.7
5439000	10/4/1994	4.6	4.6	0.2020	0.96	9258	78.4709%	Fecal		CFU/100 mL	200	283.2	86400	-	4,698.7
5439000	10/5/1994	4.6	4.6	0.2020	0.96	9258	78.4709%	Fecal		CFU/100 mL	200	283.2	86400	-	4,698.7
5439000	8/6/1995	4.6	4.6	0.2020	0.96	9258	78.4709%	Fecal		CFU/100 mL	200	283.2	86400	-	4,698.7
5439000	10/10/1995	4.6	4.6	0.2020	0.96	9258	78.4709%	Fecal		CFU/100 mL	200	283.2	86400	-	4,698.7
5439000	1/31/1996	4.6	4.6	0.2020	0.96	9258	78.4709%	Fecal		CFU/100 mL	200	283.2	86400	-	4,698.7
5439000	9/22/1996	4.6	4.6	0.2020	0.96	9258	78.4709%	Fecal		CFU/100 mL	200	283.2	86400	-	4,698.7
5439000	9/17/1998	4.6	4.6	0.2020	0.96	9258	78.4709%	Fecal		CFU/100 mL	200	283.2	86400	-	4,698.7
5439000	8/26/1999	4.6	4.6	0.2020	0.96	9258	78.4709%	Fecal		CFU/100 mL	200	283.2	86400	-	4,698.7
5439000	11/2/1999	4.6	4.6	0.2020	0.96	9258	78.4709%	Fecal		CFU/100 mL	200	283.2	86400	-	4,698.7
5439000	9/27/2001	4.6	4.6	0.2020	0.96	9258	78.4709%	Fecal		CFU/100 mL	200	283.2	86400	-	4,698.7
5439000	11/3/2004	4.6	4.6	0.2020	0.96	9258	78.4709%	Fecal		CFU/100 mL	200	283.2	86400	-	4,698.7
5439000	6/30/2005	4.6	4.6	0.2020	0.96	9258	78.4709%	Fecal		CFU/100 mL	200	283.2	86400	-	4,698.7
5439000	2/10/2015	4.6	4.6	0.2020	0.96	9258	78.4709%	Fecal		CFU/100 mL	200	283.2	86400	-	4,698.7
5439000	2/11/2015	4.6	4.6	0.2020	0.96	9258	78.4709%	Fecal		CFU/100 mL	200	283.2	86400	-	4,698.7
5439000	2/12/2015	4.6	4.6	0.2020	0.96	9258	78.4709%	Fecal		CFU/100 mL	200	283.2	86400	-	4,698.7
5439000	2/13/2015	4.6	4.6	0.2020	0.96	9258	78.4709%	Fecal		CFU/100 mL	200	283.2	86400	-	4,698.7
5439000	2/14/2015	4.6	4.6	0.2020	0.96	9258	78.4709%	Fecal		CFU/100 mL	200	283.2	86400	-	4,698.7
5439000	2/15/2015	4.6	4.6	0.2020	0.96	9258	78.4709%	Fecal		CFU/100 mL	200	283.2	86400	-	4,698.7
5439000	2/16/2015	4.6	4.6	0.2020	0.96	9258	78.4709%	Fecal		CFU/100 mL	200	283.2	86400	-	4,698.7
5439000	2/17/2015	4.6	4.6	0.2020	0.96	9258	78.4709%	Fecal		CFU/100 mL	200	283.2	86400	-	4,698.7
5439000	12/16/2012	4.58	4.58	0.2020	0.96	9281	78.6659%	Fecal		CFU/100 mL	200	283.2	86400	-	4,678.9
5439000	9/3/2015	4.58	4.58	0.2020	0.96	9281	78.6659%	Fecal		CFU/100 mL	200	283.2	86400	-	4,678.9
5439000	10/22/2016	4.58	4.58	0.2020	0.96	9281	78.6659%	Fecal		CFU/100 mL	200	283.2	86400	-	4,678.9
5439000	10/24/2004	4.57	4.57	0.2020	0.95	9284	78.6913%	Fecal		CFU/100 mL	200	283.2	86400	-	4,669.1
5439000	2/18/2015	4.57	4.57	0.2020	0.95	9284	78.6913%	Fecal		CFU/100 mL	200	283.2	86400	-	4,669.1
5439000	10/14/2016	4.57	4.57	0.2020	0.95	9284	78.6913%	Fecal		CFU/100 mL	200	283.2	86400	-	4,669.1
5439000	8/24/2017	4.57	4.57	0.2020	0.95	9284	78.6913%	Fecal		CFU/100 mL	200	283.2	86400	-	4,669.1
5439000	8/31/2011	4.55	4.55	0.2020	0.95	9288	78.7252%	Fecal		CFU/100 mL	200	283.2	86400	-	4,649.3
5439000	12/17/2021	4.55	4.55	0.2020	0.95	9288	78.7252%	Fecal		CFU/100 mL	200	283.2	86400	-	4,649.3
5439000	8/18/2014	4.54	4.54	0.2020	0.95	9290	78.7422%	Fecal		CFU/100 mL	200	283.2	86400	-	4,639.4
5439000	8/19/2014	4.54	4.54	0.2020	0.95	9290	78.7422%	Fecal		CFU/100 mL	200	283.2	86400	-	4,639.4
5439000	10/11/2006	4.53	4.53	0.2020	0.95	9292	78.7591%	Fecal		CFU/100 mL	200	283.2	86400	-	4,629.5
5439000	8/30/2010	4.53	4.53	0.2020	0.95	9292	78.7591%	Fecal		CFU/100 mL	200	283.2	86400	-	4,629.5
5439000	1/5/2022	4.53	4.53	0.2020	0.95	9292	78.7591%	Fecal		CFU/100 mL	200	283.2	86400	-	4,629.5
5439000	8/27/2004	4.52	4.52	0.2020	0.94	9295	78.7845%	Fecal		CFU/100 mL	200	283.2	86400	-	4,619.6
5439000	6/20/2005	4.52	4.52	0.2020	0.94	9295	78.7845%	Fecal		CFU/100 mL	200	283.2	86400	-	4,619.6
5439000	1/12/2018	4.51	4.51	0.2020	0.94	9297	78.8015%	Fecal		CFU/100 mL	200	283.2	86400	-	4,609.8
5439000	7/21/1991	4.5	4.5	0.2020	0.94	9298	78.8100%	Fecal		CFU/100 mL	200	283.2	86400	-	4,599.9
5439000	7/29/1991	4.5	4.5	0.2020	0.94	9298	78.8100%	Fecal		CFU/100 mL	200	283.2	86400	-	4,599.9
5439000	8/2/1991	4.5	4.5	0.2020	0.94	9298	78.8100%	Fecal		CFU/100 mL	200	283.2	86400	-	4,599.9
5439000	9/17/1991	4.5	4.5	0.2020	0.94	9298	78.8100%	Fecal		CFU/100 mL	200	283.2	86400	-	4,599.9
5439000	2/6/1996	4.5	4.5	0.2020	0.94	9298	78.8100%	Fecal		CFU/100 mL	200	283.2	86400	-	4,599.9
5439000	11/18/1996	4.5	4.5	0.2020	0.94	9298	78.8100%	Fecal		CFU/100 mL	200	283.2	86400	-	4,599.9
5439000	11/4/1999	4.5	4.5	0.2020	0.94	9298	78.8100%	Fecal		CFU/100 mL	200	283.2	86400	-	4,599.9
5439000	8/25/2000	4.5	4.5	0.2020	0.94	9298	78.8100%	Fecal		CFU/100 mL	200	283.2	86400	-	4,599.9
5439000	12/22/2004	4.5	4.5	0.2020	0.94	9298	78.8100%	Fecal		CFU/100 mL	200	283.2	86400	-	4,599.9
5439000	10/28/2011	4.5	4.5	0.2020	0.94	9298	78.8100%	Fecal		CFU/100 mL	200	283.2	86400	-	4,599.9
5439000	10/3/2016	4.49	4.49	0.2020	0.94	9308	78.8947%	Fecal		CFU/100 mL	200	283.2	86400	-	4,590.0
5439000	11/3/2013	4.46	4.46	0.2020	0.93	9309	78.9032%	Fecal		CFU/100 mL	200	283.2	86400	-	4,560.3
5439000	11/14/2014	4.46	4.46	0.2020	0.93	9309	78.9032%	Fecal		CFU/100 mL	200	283.2	86400	-	4,560.3
5439000	10/25/2012	4.44	4.44	0.2020	0.93	9311	78.9202%	Fecal		CFU/100 mL	200	283.2	86400	-	4,540.6
5439000	2/27/2014	4.44	4.44	0.2020	0.93	9311	78.9202%	Fecal		CFU/100 mL	200	283.2	86400	-	4,540.6
5439000	8/17/2002	4.43	4.43	0.2020	0.93	9313	78.9371%	Fecal		CFU/100 mL	200	283.2	86400	-	4,530.7
5439000	11/25/2004	4.42	4.42	0.2020	0.92	9314	78.9456%	Fecal		CFU/100 mL	200	283.2	86400	-	4,520.8
5439000	10/21/2016	4.42	4.42	0.2020	0.92	9314	78.9456%	Fecal		CFU/100 mL	200	283.2	86400	-	4,520.8
5439000	11/20/2003	4.41	4.41	0.2020	0.92	9316	78.9625%	Fecal		CFU/100 mL	200	283.2	86400	-	4,510.9
5439000	10/15/2021	4.41	4.41	0.2020	0.92	9316	78.9625%	Fecal		CFU/100 mL	200	283.2	86400	-	4,510.9
5439000	7/16/1991	4.4	4.4	0.2020	0.92	9318	78.9795%	Fecal		CFU/100 mL	200	283.2	86400	-	4,501.0
5439000	8/3/1991	4.4	4.4	0.2020	0.92	9318	78.9795%	Fecal		CFU/100 mL	200	283.2	86400	-	4,501.0
5439000	10/26/1991	4.4	4.4	0.2020	0.92	9318	78.9795%	Fecal		CFU/100 mL	200	283.2	86400	-	4,501.0
5439000	8/11/1992	4.4	4.4	0.2020	0.92	9318	78.9795%	Fecal		CFU/100 mL	200	283.2	86400	-	4,501.0
5439000	9/8/1992	4.4	4.4	0.2020	0.92	9318	78.9795%	Fecal		CFU/100 mL	200	283.2	86400	-	4,501.0
5439000	10/2/1994	4.4	4.4	0.2020	0.92	9318	78.9795%	Fecal		CFU/100 mL	200	283.2	86400	-	4,501.0
5439000	10/3/1994	4.4	4.4	0.2020	0.92	9318	78.9795%	Fecal		CFU/100 mL	200	283.2	86400	-	4,501.0
5439000	8/1/1995	4.4	4.4	0.2020	0.92	9318	78.9795%	Fecal		CFU/100 mL	200	283.2	86400	-	4,501.0
5439000	10/5/1995	4.4	4.4	0.2020	0.92	9318	78.9795%	Fecal		CFU/100 mL	200	283.2	86400	-	4,501.0
5439000	11/10/1996	4.4	4.4	0.2020	0.92	9318	78.9795%	Fecal		CFU/100 mL	200	283.2	86400	-	4,501.0
5439000	11/22/1996	4.4	4.4	0.2020	0.92	9318	78.9795%	Fecal		CFU/100 mL	200	283.2	86400	-	4,501.0
5439000	1/13/2000	4.4	4.4	0.2020	0.92	9318	78.9795%	Fecal		CFU/100 mL	200	283.2	86400	-	4,501.0
5439000	10/28/2010	4.4	4.4	0.2020	0.92	9318	78.9795%	Fecal		CFU/100 mL	200	283.2	86400	-	4,501.0
5439000	8/15/2021	4.4	4.4	0.2020	0.92	9318	78.9795%	Fecal		CFU/100 mL	200	283.2	86400	-	4,501.0
5439000	7/22/2006	4.39	4.39	0.2020	0.92	9332	79.0982%	Fecal		CFU/100 mL	200	283.2	86400	-	4,491.1
5439000	12/25/2017	4.39	4.39	0.2020	0.92	9332	79.0982%	Fecal		CFU/100 mL	200	283.2	86400	-	4,491.1
5439000	2/19/2015	4.37	4.37	0.2020	0.91	9334	79.1151%	Fecal		CFU/100 mL	200	283.2	86400	-	4,471.4
5439000	8/7/2021	4.37	4.37	0.2020	0.91	9334	79.1151%	Fecal		CFU/100 mL	200	283.2	86400	-	4,471.4
5439000	2/2/2006	4.36	4.36	0.2020	0.91	9336	79.1321%	Fecal		CFU/100 mL	200	283.2	86400	-	4,461.5
5439000	12/19/2021	4.36	4.36	0.2020	0.91	9336	79.1321%	Fecal		CFU/100 mL	200	283.2	86400	-	4,461.5
5439000	7/25/2012	4.35	4.35	0.2020	0.91	9338	79.1490%	Fecal		CFU/100 mL	200	283.2	86400	-	4,451.6
5439000	1/15/2004	4.34	4.34	0.2020	0.91	9339	79.1575%	Fecal		CFU/100 mL	200	283.2	86400	-	4,441.7
5439000	10/23/2016	4.34	4.34	0.2020	0.91	9339	79.1575%	Fecal		CFU/100 mL	200	283.2	86400	-	4,441.7
5439000	6/21/2005	4.33	4.33	0.2020	0.91	9341	79.1744%	Fecal		CFU/100 mL	200	283.2	86400	-	4,431.8
5439000	10/26/2012	4.33	4.33	0.2020	0.91	9341	79.1744%	Fecal		CFU/100 mL	200	283.2	86400	-	4,431.8
5439000	10/15/2016	4.33	4.33	0.2020	0.91	9341	79.1744%	Fecal		CFU/100 mL	200	283.2	86400	-	4,431.8
5439000	1/2/2022	4.33	4.33	0.2020	0.91	9341	79.1744%	Fecal		CFU/100 mL	200	283.2	86400	-	4,431.8
5439000	11/11/2013	4.32	4.32	0.2020	0.90	9345	79.2083%	Fecal		CFU/100 mL	200	283.2	86400	-	4,421.9
5439000	11/22/2013	4.32	4.32	0.2020	0.90	9345	79.2083%	Fecal		CFU/100 mL	200	283.2	86400	-	4,421.9
5439000	8/7/2019	4.32	4.32	0.2020	0.90	9345	79.2083%	Fecal		CFU/100 mL	200	283.2	86400	-	4,421.9
5439000	9/20/2002	4.31	4.31	0.2020	0.90	9348	79.2338%	Fecal		CFU/100 mL	200	283.2	86400	-	4,412.0
5439000	11/15/2021	4.31	4.31	0.2020	0.90	9348	79.2338%	Fecal		CFU/100 mL	200	283.2	86400	-	4,412.0
5439000	8/28/1991	4.3	4.3	0.2020	0.90	9350	79.2507%	Fecal		CFU/100 mL	200	283.2	86400	-	4,402.2
5439000	8/12/1992	4.3	4.3	0.2020	0.90	9350	79.2507%	Fecal		CFU/100 mL	200	283.2	86400	-	4,402.2
5439000	8/5/1994	4.3	4.3	0.2020	0.90	9350	79.2507%	Fecal		CFU/100 mL	200	283.2	86400	-	4,402.2
5439000	10/4/1998	4.3	4.3	0.2020	0.90	9350	79.2507%	Fecal		CFU/100 mL	200	283.2	86400	-	4,402.2
5439000	10/25/1999	4.3	4.3	0.2020	0.90	9350	79.2507%	Fecal		CFU/100 mL	200	283.2	86400	-	4,402.2
5439000	1/9/2000	4.3	4.3	0.2020	0.90	9350	79.2507%	Fecal		CFU/100 mL	200	283.2	86400	-	4,402.2
5439000	1/14/2000	4.3	4.3	0.2020	0.90	9350	79.2507%	Fecal		CFU/100 mL	200	283.2	86400	-	4,402.2
5439000	1/15/2000	4.3	4.3	0.2020	0.90	9350	79.2507%	Fecal		CFU/100 mL	200	283.2	86400	-	4,402.2
5439000	1/16/2000	4.3	4.3	0.2020	0.90	9350	79.2507%	Fecal		CFU/100 mL	200	283.2	86400	-	4,402.2
5439000	1/17/2000	4.3	4.3	0.2020	0.90	9350	79.2507%	Fecal		CFU/100 mL	200	283.2	86400	-	4,402.2
5439000	1/23/2000	4.3	4.3	0.2020	0.90	9350	79.2507%	Fecal		CFU/100 mL	200	283.2	86400	-	4,402.2
5439000	12/28/2004	4.3	4.3	0.2020	0.90	9350	79.2507%	Fecal		CFU/100 mL	200	283.2	86400	-	4,402.2
5439000	10/11/2001	4.29	4.29	0.2020	0.90	9362	79.3524%	Fecal		CFU/100 mL	200	283.2	86400	-	4,392.3
5439000	11/3/2006	4.29	4.29	0.2020	0.90	9362	79.3524%	Fecal		CFU/100 mL	200	283.2	86400	-	4,392.3
5439000	2/20/2015	4.29	4.29	0.2020	0.90	9362	79.3524%	Fecal		CFU/100 mL	200	283.2	86400	-	4,392.3
5439000	2/21/2015	4.29	4.29	0.2020	0.90	9362	79.3524%	Fecal		CFU/100 mL	200	283.2	86400	-	4,392.3
5439000	2/22/2015	4.29	4.29	0.2020	0.90	9362	79.3524%	Fecal		CFU/100 mL	200	283.2	86400	-	4,392.3
5439000	8/27/2017	4.28	4.28	0.2020	0.90	9367	79.3948%	Fecal		CFU/100 mL	200	283.2	86400	-	4,382.4
5439000	10/24/2016	4.27	4.27	0.2020	0.89	9368	79.4033%	Fecal		CFU/100 mL	200	283.2	86400	-	4,372.5
5439000	8/9/2018	4.27	4.27	0.2020	0.89	9368	79.4033%	Fecal		CFU/100 mL	200	283.2	86400	-	4,372.5
5439000	9/10/2018	4.27	4.27	0.2020	0.89	9368	79.4033%	Fecal		CFU/100 mL	200	283.2	86400	-	4,372.5
5439000	8/29/2019	4.27	4.27	0.2020	0.89	9368	79.4033%	Fecal		CFU/100 mL	200	283.2	86400	-	4,372.5
5439000	9/17/2020	4.27	4.27	0.2020	0.89	9368	79.4033%	Fecal		CFU/100 mL	200	283.2	86400	-	4,372.5
5439000	1/4/2022	4.27	4.27	0.2020	0.89	9368	79.4033%	Fecal		CFU/100 mL	200	283.2	86400	-	4,372.5
5439000	6/22/2005	4.26	4.26	0.2020	0.89	9374	79.4541%	Fecal		CFU/100 mL	200	283.2	86400	-	4,362.6
5439000	8/8/2016	4.26	4.26	0.2020	0.89	9374	79.4541%	Fecal		CFU/100 mL	200	283.2	86400	-	4,362.6

Gage ID	Date	Discharge (CFS)	Gage Discharge (less Surrogate NPDES) (CFS)	Watershed Area Ratio	Calculated flow (CFS)	Rank	Flow Exceedance %	Parameter	Results	Units (mg or micro_gram	Limit/Standard	100mL/CF	sec/day	Actual Load (million colonies/day)	Allowable Load (million colonies/day)
5439000	8/5/2019	4.26	4.26	0.2020	0.89	9374	79.4541%	Fecal		CFU/100 mL	200	283.2	86400	-	4,362.6
5439000	8/16/2009	4.25	4.25	0.2020	0.89	9377	79.4796%	Fecal		CFU/100 mL	200	283.2	86400	-	4,352.7
5439000	8/28/2010	4.25	4.25	0.2020	0.89	9377	79.4796%	Fecal		CFU/100 mL	200	283.2	86400	-	4,352.7
5439000	9/17/2014	4.25	4.25	0.2020	0.89	9377	79.4796%	Fecal		CFU/100 mL	200	283.2	86400	-	4,352.7
5439000	7/31/2003	4.24	4.24	0.2020	0.89	9380	79.5050%	Fecal		CFU/100 mL	200	283.2	86400	-	4,342.8
5439000	8/29/2010	4.24	4.24	0.2020	0.89	9380	79.5050%	Fecal		CFU/100 mL	200	283.2	86400	-	4,342.8
5439000	1/3/2022	4.24	4.24	0.2020	0.89	9380	79.5050%	Fecal		CFU/100 mL	200	283.2	86400	-	4,342.8
5439000	9/3/2014	4.23	4.23	0.2020	0.89	9383	79.5304%	Fecal		CFU/100 mL	200	283.2	86400	-	4,333.0
5439000	3/8/2015	4.23	4.23	0.2020	0.89	9383	79.5304%	Fecal		CFU/100 mL	200	283.2	86400	-	4,333.0
5439000	11/6/2021	4.23	4.23	0.2020	0.89	9383	79.5304%	Fecal		CFU/100 mL	200	283.2	86400	-	4,333.0
5439000	7/30/1994	4.22	4.22	0.2020	0.88	9386	79.5559%	Fecal		CFU/100 mL	200	283.2	86400	-	4,323.1
5439000	1/1/2004	4.22	4.22	0.2020	0.88	9386	79.5559%	Fecal		CFU/100 mL	200	283.2	86400	-	4,323.1
5439000	11/20/2014	4.22	4.22	0.2020	0.88	9386	79.5559%	Fecal		CFU/100 mL	200	283.2	86400	-	4,323.1
5439000	11/28/2021	4.22	4.22	0.2020	0.88	9386	79.5559%	Fecal		CFU/100 mL	200	283.2	86400	-	4,323.1
5439000	7/16/2006	4.21	4.21	0.2020	0.88	9390	79.5898%	Fecal		CFU/100 mL	200	283.2	86400	-	4,313.2
5439000	11/19/2006	4.21	4.21	0.2020	0.88	9390	79.5898%	Fecal		CFU/100 mL	200	283.2	86400	-	4,313.2
5439000	8/16/2019	4.21	4.21	0.2020	0.88	9390	79.5898%	Fecal		CFU/100 mL	200	283.2	86400	-	4,313.2
5439000	12/25/2021	4.21	4.21	0.2020	0.88	9390	79.5898%	Fecal		CFU/100 mL	200	283.2	86400	-	4,313.2
5439000	10/1/1994	4.2	4.2	0.2020	0.88	9394	79.6237%	Fecal		CFU/100 mL	200	283.2	86400	-	4,303.3
5439000	7/31/1998	4.2	4.2	0.2020	0.88	9394	79.6237%	Fecal		CFU/100 mL	200	283.2	86400	-	4,303.3
5439000	11/1/1999	4.2	4.2	0.2020	0.88	9394	79.6237%	Fecal		CFU/100 mL	200	283.2	86400	-	4,303.3
5439000	11/24/1999	4.2	4.2	0.2020	0.88	9394	79.6237%	Fecal		CFU/100 mL	200	283.2	86400	-	4,303.3
5439000	1/5/2000	4.2	4.2	0.2020	0.88	9394	79.6237%	Fecal		CFU/100 mL	200	283.2	86400	-	4,303.3
5439000	1/18/2000	4.2	4.2	0.2020	0.88	9394	79.6237%	Fecal		CFU/100 mL	200	283.2	86400	-	4,303.3
5439000	1/22/2000	4.2	4.2	0.2020	0.88	9394	79.6237%	Fecal		CFU/100 mL	200	283.2	86400	-	4,303.3
5439000	1/24/2000	4.2	4.2	0.2020	0.88	9394	79.6237%	Fecal		CFU/100 mL	200	283.2	86400	-	4,303.3
5439000	8/22/2000	4.2	4.2	0.2020	0.88	9394	79.6237%	Fecal		CFU/100 mL	200	283.2	86400	-	4,303.3
5439000	8/26/2000	4.2	4.2	0.2020	0.88	9394	79.6237%	Fecal		CFU/100 mL	200	283.2	86400	-	4,303.3
5439000	12/23/2004	4.2	4.2	0.2020	0.88	9394	79.6237%	Fecal		CFU/100 mL	200	283.2	86400	-	4,303.3
5439000	4/18/2003	4.19	4.19	0.2020	0.88	9405	79.7169%	Fecal		CFU/100 mL	200	283.2	86400	-	4,293.4
5439000	10/4/2006	4.19	4.19	0.2020	0.88	9405	79.7169%	Fecal		CFU/100 mL	200	283.2	86400	-	4,293.4
5439000	9/13/2015	4.19	4.19	0.2020	0.88	9405	79.7169%	Fecal		CFU/100 mL	200	283.2	86400	-	4,293.4
5439000	8/5/2020	4.19	4.19	0.2020	0.88	9405	79.7169%	Fecal		CFU/100 mL	200	283.2	86400	-	4,293.4
5439000	10/21/2006	4.18	4.18	0.2020	0.88	9409	79.7508%	Fecal		CFU/100 mL	200	283.2	86400	-	4,283.5
5439000	8/3/2013	4.18	4.18	0.2020	0.88	9409	79.7508%	Fecal		CFU/100 mL	200	283.2	86400	-	4,283.5
5439000	8/27/2010	4.16	4.16	0.2020	0.87	9411	79.7678%	Fecal		CFU/100 mL	200	283.2	86400	-	4,263.8
5439000	8/3/1994	4.15	4.15	0.2020	0.87	9412	79.7762%	Fecal		CFU/100 mL	200	283.2	86400	-	4,253.9
5439000	8/17/2012	4.15	4.15	0.2020	0.87	9412	79.7762%	Fecal		CFU/100 mL	200	283.2	86400	-	4,253.9
5439000	2/23/2015	4.15	4.15	0.2020	0.87	9412	79.7762%	Fecal		CFU/100 mL	200	283.2	86400	-	4,253.9
5439000	7/16/2002	4.14	4.14	0.2020	0.87	9415	79.8017%	Fecal		CFU/100 mL	200	283.2	86400	-	4,244.0
5439000	11/15/2014	4.14	4.14	0.2020	0.87	9415	79.8017%	Fecal		CFU/100 mL	200	283.2	86400	-	4,244.0
5439000	8/28/1994	4.13	4.13	0.2020	0.87	9417	79.8186%	Fecal		CFU/100 mL	200	283.2	86400	-	4,234.1
5439000	10/4/2016	4.13	4.13	0.2020	0.87	9417	79.8186%	Fecal		CFU/100 mL	200	283.2	86400	-	4,234.1
5439000	2/28/2014	4.12	4.12	0.2020	0.86	9419	79.8356%	Fecal		CFU/100 mL	200	283.2	86400	-	4,224.2
5439000	3/7/2015	4.12	4.12	0.2020	0.86	9419	79.8356%	Fecal		CFU/100 mL	200	283.2	86400	-	4,224.2
5439000	1/10/2018	4.12	4.12	0.2020	0.86	9419	79.8356%	Fecal		CFU/100 mL	200	283.2	86400	-	4,224.2
5439000	8/21/2005	4.11	4.11	0.2020	0.86	9422	79.8610%	Fecal		CFU/100 mL	200	283.2	86400	-	4,214.3
5439000	1/11/2018	4.11	4.11	0.2020	0.86	9422	79.8610%	Fecal		CFU/100 mL	200	283.2	86400	-	4,214.3
5439000	8/8/2021	4.11	4.11	0.2020	0.86	9422	79.8610%	Fecal		CFU/100 mL	200	283.2	86400	-	4,214.3
5439000	9/26/1990	4.1	4.1	0.2020	0.86	9425	79.8864%	Fecal		CFU/100 mL	200	283.2	86400	-	4,204.4
5439000	8/14/1991	4.1	4.1	0.2020	0.86	9425	79.8864%	Fecal		CFU/100 mL	200	283.2	86400	-	4,204.4
5439000	8/31/1994	4.1	4.1	0.2020	0.86	9425	79.8864%	Fecal		CFU/100 mL	200	283.2	86400	-	4,204.4
5439000	10/30/1995	4.1	4.1	0.2020	0.86	9425	79.8864%	Fecal		CFU/100 mL	200	283.2	86400	-	4,204.4
5439000	11/23/1996	4.1	4.1	0.2020	0.86	9425	79.8864%	Fecal		CFU/100 mL	200	283.2	86400	-	4,204.4
5439000	8/11/1998	4.1	4.1	0.2020	0.86	9425	79.8864%	Fecal		CFU/100 mL	200	283.2	86400	-	4,204.4
5439000	7/31/1999	4.1	4.1	0.2020	0.86	9425	79.8864%	Fecal		CFU/100 mL	200	283.2	86400	-	4,204.4
5439000	11/5/1999	4.1	4.1	0.2020	0.86	9425	79.8864%	Fecal		CFU/100 mL	200	283.2	86400	-	4,204.4
5439000	11/6/1999	4.1	4.1	0.2020	0.86	9425	79.8864%	Fecal		CFU/100 mL	200	283.2	86400	-	4,204.4
5439000	11/23/1999	4.1	4.1	0.2020	0.86	9425	79.8864%	Fecal		CFU/100 mL	200	283.2	86400	-	4,204.4
5439000	1/19/2000	4.1	4.1	0.2020	0.86	9425	79.8864%	Fecal		CFU/100 mL	200	283.2	86400	-	4,204.4
5439000	9/25/2009	4.1	4.1	0.2020	0.86	9425	79.8864%	Fecal		CFU/100 mL	200	283.2	86400	-	4,204.4
5439000	8/10/2018	4.1	4.1	0.2020	0.86	9425	79.8864%	Fecal		CFU/100 mL	200	283.2	86400	-	4,204.4
5439000	12/20/2021	4.09	4.09	0.2020	0.86	9438	79.9966%	Fecal		CFU/100 mL	200	283.2	86400	-	4,194.6
5439000	10/25/2002	4.07	4.07	0.2020	0.85	9439	80.0051%	Fecal		CFU/100 mL	200	283.2	86400	-	4,174.8
5439000	1/11/2004	4.07	4.07	0.2020	0.85	9439	80.0051%	Fecal		CFU/100 mL	200	283.2	86400	-	4,174.8
5439000	11/24/2010	4.07	4.07	0.2020	0.85	9439	80.0051%	Fecal		CFU/100 mL	200	283.2	86400	-	4,174.8
5439000	2/24/2015	4.07	4.07	0.2020	0.85	9439	80.0051%	Fecal		CFU/100 mL	200	283.2	86400	-	4,174.8
5439000	12/24/2021	4.07	4.07	0.2020	0.85	9439	80.0051%	Fecal		CFU/100 mL	200	283.2	86400	-	4,174.8
5439000	2/3/2006	4.06	4.06	0.2020	0.85	9444	80.0475%	Fecal		CFU/100 mL	200	283.2	86400	-	4,164.9
5439000	10/29/2011	4.06	4.06	0.2020	0.85	9444	80.0475%	Fecal		CFU/100 mL	200	283.2	86400	-	4,164.9
5439000	7/9/2012	4.05	4.05	0.2020	0.85	9446	80.0644%	Fecal		CFU/100 mL	200	283.2	86400	-	4,155.0
5439000	10/25/2016	4.05	4.05	0.2020	0.85	9446	80.0644%	Fecal		CFU/100 mL	200	283.2	86400	-	4,155.0
5439000	8/25/2017	4.05	4.05	0.2020	0.85	9446	80.0644%	Fecal		CFU/100 mL	200	283.2	86400	-	4,155.0
5439000	8/2/2018	4.03	4.03	0.2020	0.85	9449	80.0898%	Fecal		CFU/100 mL	200	283.2	86400	-	4,135.2
5439000	7/5/2005	4.01	4.01	0.2020	0.84	9450	80.0983%	Fecal		CFU/100 mL	200	283.2	86400	-	4,115.5
5439000	12/21/2021	4.01	4.01	0.2020	0.84	9450	80.0983%	Fecal		CFU/100 mL	200	283.2	86400	-	4,115.5
5439000	7/13/1991	4	4	0.2020	0.84	9452	80.1153%	Fecal		CFU/100 mL	200	283.2	86400	-	4,105.6
5439000	7/19/1991	4	4	0.2020	0.84	9452	80.1153%	Fecal		CFU/100 mL	200	283.2	86400	-	4,105.6
5439000	7/26/1991	4	4	0.2020	0.84	9452	80.1153%	Fecal		CFU/100 mL	200	283.2	86400	-	4,105.6
5439000	9/1/1991	4	4	0.2020	0.84	9452	80.1153%	Fecal		CFU/100 mL	200	283.2	86400	-	4,105.6
5439000	11/21/1996	4	4	0.2020	0.84	9452	80.1153%	Fecal		CFU/100 mL	200	283.2	86400	-	4,105.6
5439000	10/26/1999	4	4	0.2020	0.84	9452	80.1153%	Fecal		CFU/100 mL	200	283.2	86400	-	4,105.6
5439000	11/19/1999	4	4	0.2020	0.84	9452	80.1153%	Fecal		CFU/100 mL	200	283.2	86400	-	4,105.6
5439000	12/22/1999	4	4	0.2020	0.84	9452	80.1153%	Fecal		CFU/100 mL	200	283.2	86400	-	4,105.6
5439000	1/21/2000	4	4	0.2020	0.84	9452	80.1153%	Fecal		CFU/100 mL	200	283.2	86400	-	4,105.6
5439000	1/25/2000	4	4	0.2020	0.84	9452	80.1153%	Fecal		CFU/100 mL	200	283.2	86400	-	4,105.6
5439000	2/1/2000	4	4	0.2020	0.84	9452	80.1153%	Fecal		CFU/100 mL	200	283.2	86400	-	4,105.6
5439000	2/20/2000	4	4	0.2020	0.84	9452	80.1153%	Fecal		CFU/100 mL	200	283.2	86400	-	4,105.6
5439000	9/10/2001	4	4	0.2020	0.84	9452	80.1153%	Fecal		CFU/100 mL	200	283.2	86400	-	4,105.6
5439000	12/27/2004	4	4	0.2020	0.84	9452	80.1153%	Fecal		CFU/100 mL	200	283.2	86400	-	4,105.6
5439000	8/14/2009	4	4	0.2020	0.84	9452	80.1153%	Fecal		CFU/100 mL	200	283.2	86400	-	4,105.6
5439000	1/14/2013	4	4	0.2020	0.84	9452	80.1153%	Fecal		CFU/100 mL	200	283.2	86400	-	4,105.6
5439000	2/25/2015	4	4	0.2020	0.84	9452	80.1153%	Fecal		CFU/100 mL	200	283.2	86400	-	4,105.6
5439000	6/23/2005	3.99	3.99	0.2020	0.84	9469	80.2594%	Fecal		CFU/100 mL	200	283.2	86400	-	4,095.7
5439000	12/26/2021	3.99	3.99	0.2020	0.84	9469	80.2594%	Fecal		CFU/100 mL	200	283.2	86400	-	4,095.7
5439000	8/30/2011	3.98	3.98	0.2020	0.83	9471	80.2763%	Fecal		CFU/100 mL	200	283.2	86400	-	4,085.8
5439000	8/16/2011	3.95	3.95	0.2020	0.83	9472	80.2848%	Fecal		CFU/100 mL	200	283.2	86400	-	4,056.2
5439000	3/1/2014	3.95	3.95	0.2020	0.83	9472	80.2848%	Fecal		CFU/100 mL	200	283.2	86400	-	4,056.2
5439000	9/13/2016	3.95	3.95	0.2020	0.83	9472	80.2848%	Fecal		CFU/100 mL	200	283.2	86400	-	4,056.2
5439000	11/16/2021	3.95	3.95	0.2020	0.83	9472	80.2848%	Fecal		CFU/100 mL	200	283.2	86400	-	4,056.2
5439000	3/2/2014	3.94	3.94	0.2020	0.83	9476	80.3187%	Fecal		CFU/100 mL	200	283.2	86400	-	4,046.3
5439000	2/26/2015	3.93	3.93	0.2020	0.82	9477	80.3272%	Fecal		CFU/100 mL	200	283.2	86400	-	4,036.4
5439000	2/27/2015	3.93	3.93	0.2020	0.82	9477	80.3272%	Fecal		CFU/100 mL	200	283.2	86400	-	4,036.4
5439000	2/28/2015	3.93	3.93	0.2020	0.82	9477	80.3272%	Fecal		CFU/100 mL	200	283.2	86400	-	4,036.4
5439000	3/6/2015	3.93	3.93	0.2020	0.82	9477	80.3272%	Fecal		CFU/100 mL	200	283.2	86400	-	4,036.4
5439000	10/5/2016	3.93	3.93	0.2020	0.82	9477	80.3272%	Fecal		CFU/100 mL	200	283.2	86400	-	4,036.4
5439000	8/6/2020	3.93	3.93	0.2020	0.82	9477	80.3272%	Fecal		CFU/100 mL	200	283.2	86400	-	4,036.4
5439000	9/18/2020	3.93	3.93	0.2020	0.82	9477	80.3272%	Fecal		CFU/100 mL	200	283.2	86400	-	4,036.4
5439000	11/21/2014	3.92	3.92	0.2020	0.82	9484	80.3865%	Fecal		CFU/100 mL	200	283.2	86400	-	4,026.5
5439000	8/17/2019	3.91	3.91	0.2020	0.82	9485	80.3950%	Fecal		CFU/100 mL	200	283.2	86400	-	4,016.6
5439000	8/22/2019	3.91	3.91	0.2020	0.82	9485	80.3950%	Fecal		CFU/100 mL	200	283.2	86400	-	4,016.6
5439000	7/20/1991	3.9	3.9	0.2020	0.82	9487	80.4119%	Fecal		CFU/100 mL	200	283.2	86400	-	4,006.7
5439000	7/25/1991	3.9	3.9	0.2020	0.82	9487	80.4119%	Fecal		CFU/100 mL	200	283.2	86400	-	4,006.7
5439000	8/31/1992	3.9	3.9	0.2020	0.82	9487	80.4119%	Fecal		CFU/100 mL	200	283.2	86400	-	4,006.7
5439000	9/30/1994	3.9	3.9	0.2020	0.82	9487	80.4119%	Fecal		CFU/100 mL	200	283.2	86400	-	4,006.7
5439000	10/6/1994	3.9	3.9	0.2020	0.82	9487	80.4119%	Fecal		CFU/100 mL	200	283.2	86400	-	4,006.7
5439000	11/11/1996	3.9	3.9	0.2020	0.82	9487	80.4119%	Fecal		CFU/100 mL	200	283.2	86400	-	4,006.7
5439000	7/17/1997	3.9	3.9	0.2020	0.82	9487	80.4119%	Fecal		CFU/100 mL	200	283.2	86400	-	4,006.7
5439000	11/9/1999	3.9	3.9	0.2020	0.82	9487	80.4119%	Fecal		CFU/100 mL	200	283.2	86400	-	4,006.7
5439000	12/3/1999	3.9	3.9	0.2020	0.82	9487	80.4119%	Fecal		CFU/100 mL	200	283.2	86400	-	4,006.7
5439000	1/26/2000	3.9	3.9	0.2020	0.82	9487	80.4119%	Fecal		CFU/100 mL	200	283.2	86400	-	4,006.7
5439000	1/31/2000	3.9	3.9	0.2020	0.82	9487	80.4119%	Fecal		CFU/100 mL	200	283.2	86400	-	4,006.7
5439000	8/23/2000	3.9	3.9	0.2020	0.82	9487	80.4119%	Fecal		CFU/100 mL	200	283.2	86400	-	4,006.7
5439000	8/29/2000	3.9	3.9	0.2020	0.82	9487	80.4119%	Fecal		CFU/100 mL	200	283.2	86400	-	4,006.7
5439000	1/2/2004	3.9	3.9	0.2020	0.82	9487	80.4119%	Fecal		CFU/100 mL	200	283.2	86400	-	4,006.7

Gage ID	Date	Discharge (CFS)	Gage Discharge (less Surrogate NPDES) (CFS)	Watershed Area Ratio	Calculated flow (CFS)	Rank	Flow Exceedance %	Parameter	Results	Units (mg or micro_gram	Limit/Standard	100mL/CF	sec/day	Actual Load (million colonies/day)	Allowable Load (million colonies/day)
5439000	12/24/2004	3.9	3.9	0.2020	0.82	9487	80.4119%	Fecal		CFU/100 mL	200	283.2	86400	-	4,006.7
5439000	7/1/2005	3.9	3.9	0.2020	0.82	9487	80.4119%	Fecal		CFU/100 mL	200	283.2	86400	-	4,006.7
5439000	8/16/2021	3.9	3.9	0.2020	0.82	9487	80.4119%	Fecal		CFU/100 mL	200	283.2	86400	-	4,006.7
5439000	10/6/2001	3.88	3.88	0.2020	0.81	9504	80.5560%	Fecal		CFU/100 mL	200	283.2	86400	-	3,987.0
5439000	10/13/2012	3.88	3.88	0.2020	0.81	9504	80.5560%	Fecal		CFU/100 mL	200	283.2	86400	-	3,987.0
5439000	12/26/2017	3.88	3.88	0.2020	0.81	9504	80.5560%	Fecal		CFU/100 mL	200	283.2	86400	-	3,987.0
5439000	3/3/2014	3.87	3.87	0.2020	0.81	9507	80.5815%	Fecal		CFU/100 mL	200	283.2	86400	-	3,977.1
5439000	3/1/2015	3.87	3.87	0.2020	0.81	9507	80.5815%	Fecal		CFU/100 mL	200	283.2	86400	-	3,977.1
5439000	3/2/2015	3.87	3.87	0.2020	0.81	9507	80.5815%	Fecal		CFU/100 mL	200	283.2	86400	-	3,977.1
5439000	3/3/2015	3.87	3.87	0.2020	0.81	9507	80.5815%	Fecal		CFU/100 mL	200	283.2	86400	-	3,977.1
5439000	3/4/2015	3.87	3.87	0.2020	0.81	9507	80.5815%	Fecal		CFU/100 mL	200	283.2	86400	-	3,977.1
5439000	3/5/2015	3.87	3.87	0.2020	0.81	9507	80.5815%	Fecal		CFU/100 mL	200	283.2	86400	-	3,977.1
5439000	8/13/2016	3.87	3.87	0.2020	0.81	9507	80.5815%	Fecal		CFU/100 mL	200	283.2	86400	-	3,977.1
5439000	11/6/2003	3.86	3.86	0.2020	0.81	9514	80.6408%	Fecal		CFU/100 mL	200	283.2	86400	-	3,967.2
5439000	7/23/2006	3.84	3.84	0.2020	0.81	9515	80.6493%	Fecal		CFU/100 mL	200	283.2	86400	-	3,947.4
5439000	9/15/2009	3.82	3.82	0.2020	0.80	9516	80.6577%	Fecal		CFU/100 mL	200	283.2	86400	-	3,927.7
5439000	9/6/2012	3.82	3.82	0.2020	0.80	9516	80.6577%	Fecal		CFU/100 mL	200	283.2	86400	-	3,927.7
5439000	8/3/2018	3.82	3.82	0.2020	0.80	9516	80.6577%	Fecal		CFU/100 mL	200	283.2	86400	-	3,927.7
5439000	9/21/2021	3.81	3.81	0.2020	0.80	9519	80.6832%	Fecal		CFU/100 mL	200	283.2	86400	-	3,917.8
5439000	8/17/1991	3.8	3.8	0.2020	0.80	9520	80.6916%	Fecal		CFU/100 mL	200	283.2	86400	-	3,907.9
5439000	8/26/1991	3.8	3.8	0.2020	0.80	9520	80.6916%	Fecal		CFU/100 mL	200	283.2	86400	-	3,907.9
5439000	10/28/1991	3.8	3.8	0.2020	0.80	9520	80.6916%	Fecal		CFU/100 mL	200	283.2	86400	-	3,907.9
5439000	9/24/1996	3.8	3.8	0.2020	0.80	9520	80.6916%	Fecal		CFU/100 mL	200	283.2	86400	-	3,907.9
5439000	8/30/1998	3.8	3.8	0.2020	0.80	9520	80.6916%	Fecal		CFU/100 mL	200	283.2	86400	-	3,907.9
5439000	10/28/1999	3.8	3.8	0.2020	0.80	9520	80.6916%	Fecal		CFU/100 mL	200	283.2	86400	-	3,907.9
5439000	11/8/1999	3.8	3.8	0.2020	0.80	9520	80.6916%	Fecal		CFU/100 mL	200	283.2	86400	-	3,907.9
5439000	11/13/1999	3.8	3.8	0.2020	0.80	9520	80.6916%	Fecal		CFU/100 mL	200	283.2	86400	-	3,907.9
5439000	1/20/2000	3.8	3.8	0.2020	0.80	9520	80.6916%	Fecal		CFU/100 mL	200	283.2	86400	-	3,907.9
5439000	1/30/2000	3.8	3.8	0.2020	0.80	9520	80.6916%	Fecal		CFU/100 mL	200	283.2	86400	-	3,907.9
5439000	2/2/2000	3.8	3.8	0.2020	0.80	9520	80.6916%	Fecal		CFU/100 mL	200	283.2	86400	-	3,907.9
5439000	8/24/2000	3.8	3.8	0.2020	0.80	9520	80.6916%	Fecal		CFU/100 mL	200	283.2	86400	-	3,907.9
5439000	9/21/2000	3.8	3.8	0.2020	0.80	9520	80.6916%	Fecal		CFU/100 mL	200	283.2	86400	-	3,907.9
5439000	9/28/2001	3.8	3.8	0.2020	0.80	9520	80.6916%	Fecal		CFU/100 mL	200	283.2	86400	-	3,907.9
5439000	12/25/2004	3.8	3.8	0.2020	0.80	9520	80.6916%	Fecal		CFU/100 mL	200	283.2	86400	-	3,907.9
5439000	12/26/2004	3.8	3.8	0.2020	0.80	9520	80.6916%	Fecal		CFU/100 mL	200	283.2	86400	-	3,907.9
5439000	10/25/2006	3.8	3.8	0.2020	0.80	9520	80.6916%	Fecal		CFU/100 mL	200	283.2	86400	-	3,907.9
5439000	9/11/2018	3.79	3.79	0.2020	0.80	9537	80.8357%	Fecal		CFU/100 mL	200	283.2	86400	-	3,898.0
5439000	6/24/2005	3.78	3.78	0.2020	0.79	9538	80.8442%	Fecal		CFU/100 mL	200	283.2	86400	-	3,888.1
5439000	9/26/2009	3.78	3.78	0.2020	0.79	9538	80.8442%	Fecal		CFU/100 mL	200	283.2	86400	-	3,888.1
5439000	9/19/2014	3.78	3.78	0.2020	0.79	9538	80.8442%	Fecal		CFU/100 mL	200	283.2	86400	-	3,888.1
5439000	11/19/2014	3.78	3.78	0.2020	0.79	9538	80.8442%	Fecal		CFU/100 mL	200	283.2	86400	-	3,888.1
5439000	10/24/2006	3.77	3.77	0.2020	0.79	9542	80.8781%	Fecal		CFU/100 mL	200	283.2	86400	-	3,878.2
5439000	10/8/2014	3.77	3.77	0.2020	0.79	9542	80.8781%	Fecal		CFU/100 mL	200	283.2	86400	-	3,878.2
5439000	10/8/2021	3.77	3.77	0.2020	0.79	9542	80.8781%	Fecal		CFU/100 mL	200	283.2	86400	-	3,878.2
5439000	3/4/2014	3.76	3.76	0.2020	0.79	9545	80.9035%	Fecal		CFU/100 mL	200	283.2	86400	-	3,868.3
5439000	3/5/2014	3.76	3.76	0.2020	0.79	9545	80.9035%	Fecal		CFU/100 mL	200	283.2	86400	-	3,868.3
5439000	3/6/2014	3.76	3.76	0.2020	0.79	9545	80.9035%	Fecal		CFU/100 mL	200	283.2	86400	-	3,868.3
5439000	3/7/2014	3.76	3.76	0.2020	0.79	9545	80.9035%	Fecal		CFU/100 mL	200	283.2	86400	-	3,868.3
5439000	3/8/2014	3.76	3.76	0.2020	0.79	9545	80.9035%	Fecal		CFU/100 mL	200	283.2	86400	-	3,868.3
5439000	8/28/2017	3.76	3.76	0.2020	0.79	9545	80.9035%	Fecal		CFU/100 mL	200	283.2	86400	-	3,868.3
5439000	12/9/2021	3.76	3.76	0.2020	0.79	9545	80.9035%	Fecal		CFU/100 mL	200	283.2	86400	-	3,868.3
5439000	7/26/2004	3.75	3.75	0.2020	0.79	9552	80.9629%	Fecal		CFU/100 mL	200	283.2	86400	-	3,858.5
5439000	1/11/2021	3.75	3.75	0.2020	0.79	9552	80.9629%	Fecal		CFU/100 mL	200	283.2	86400	-	3,858.5
5439000	9/8/2010	3.74	3.74	0.2020	0.79	9554	80.9798%	Fecal		CFU/100 mL	200	283.2	86400	-	3,848.6
5439000	11/4/2013	3.74	3.74	0.2020	0.79	9554	80.9798%	Fecal		CFU/100 mL	200	283.2	86400	-	3,848.6
5439000	12/6/2021	3.74	3.74	0.2020	0.79	9554	80.9798%	Fecal		CFU/100 mL	200	283.2	86400	-	3,848.6
5439000	8/9/2016	3.73	3.73	0.2020	0.78	9557	81.0053%	Fecal		CFU/100 mL	200	283.2	86400	-	3,838.7
5439000	8/15/2009	3.72	3.72	0.2020	0.78	9558	81.0137%	Fecal		CFU/100 mL	200	283.2	86400	-	3,828.8
5439000	8/4/2006	3.71	3.71	0.2020	0.78	9559	81.0222%	Fecal		CFU/100 mL	200	283.2	86400	-	3,818.9
5439000	9/2/1992	3.7	3.7	0.2020	0.78	9560	81.0307%	Fecal		CFU/100 mL	200	283.2	86400	-	3,809.0
5439000	2/1/1996	3.7	3.7	0.2020	0.78	9560	81.0307%	Fecal		CFU/100 mL	200	283.2	86400	-	3,809.0
5439000	10/6/1996	3.7	3.7	0.2020	0.78	9560	81.0307%	Fecal		CFU/100 mL	200	283.2	86400	-	3,809.0
5439000	10/10/1998	3.7	3.7	0.2020	0.78	9560	81.0307%	Fecal		CFU/100 mL	200	283.2	86400	-	3,809.0
5439000	10/27/1999	3.7	3.7	0.2020	0.78	9560	81.0307%	Fecal		CFU/100 mL	200	283.2	86400	-	3,809.0
5439000	11/27/1999	3.7	3.7	0.2020	0.78	9560	81.0307%	Fecal		CFU/100 mL	200	283.2	86400	-	3,809.0
5439000	1/6/2000	3.7	3.7	0.2020	0.78	9560	81.0307%	Fecal		CFU/100 mL	200	283.2	86400	-	3,809.0
5439000	1/8/2000	3.7	3.7	0.2020	0.78	9560	81.0307%	Fecal		CFU/100 mL	200	283.2	86400	-	3,809.0
5439000	1/27/2000	3.7	3.7	0.2020	0.78	9560	81.0307%	Fecal		CFU/100 mL	200	283.2	86400	-	3,809.0
5439000	1/29/2000	3.7	3.7	0.2020	0.78	9560	81.0307%	Fecal		CFU/100 mL	200	283.2	86400	-	3,809.0
5439000	2/10/2000	3.7	3.7	0.2020	0.78	9560	81.0307%	Fecal		CFU/100 mL	200	283.2	86400	-	3,809.0
5439000	2/11/2000	3.7	3.7	0.2020	0.78	9560	81.0307%	Fecal		CFU/100 mL	200	283.2	86400	-	3,809.0
5439000	2/13/2000	3.7	3.7	0.2020	0.78	9560	81.0307%	Fecal		CFU/100 mL	200	283.2	86400	-	3,809.0
5439000	10/9/2001	3.7	3.7	0.2020	0.78	9560	81.0307%	Fecal		CFU/100 mL	200	283.2	86400	-	3,809.0
5439000	11/12/2013	3.7	3.7	0.2020	0.78	9560	81.0307%	Fecal		CFU/100 mL	200	283.2	86400	-	3,809.0
5439000	10/30/2013	3.69	3.69	0.2020	0.78	9575	81.1578%	Fecal		CFU/100 mL	200	283.2	86400	-	3,799.1
5439000	11/9/2021	3.69	3.69	0.2020	0.78	9575	81.1578%	Fecal		CFU/100 mL	200	283.2	86400	-	3,799.1
5439000	8/28/2002	3.68	3.68	0.2020	0.77	9577	81.1748%	Fecal		CFU/100 mL	200	283.2	86400	-	3,789.3
5439000	11/7/2021	3.68	3.68	0.2020	0.77	9577	81.1748%	Fecal		CFU/100 mL	200	283.2	86400	-	3,789.3
5439000	8/7/2020	3.67	3.67	0.2020	0.77	9579	81.1917%	Fecal		CFU/100 mL	200	283.2	86400	-	3,779.4
5439000	11/29/2021	3.67	3.67	0.2020	0.77	9579	81.1917%	Fecal		CFU/100 mL	200	283.2	86400	-	3,779.4
5439000	11/30/2021	3.65	3.65	0.2020	0.77	9581	81.2087%	Fecal		CFU/100 mL	200	283.2	86400	-	3,759.6
5439000	9/6/2008	3.64	3.64	0.2020	0.77	9582	81.2172%	Fecal		CFU/100 mL	200	283.2	86400	-	3,749.7
5439000	9/12/2018	3.64	3.64	0.2020	0.77	9582	81.2172%	Fecal		CFU/100 mL	200	283.2	86400	-	3,749.7
5439000	11/8/2021	3.64	3.64	0.2020	0.77	9582	81.2172%	Fecal		CFU/100 mL	200	283.2	86400	-	3,749.7
5439000	12/23/2021	3.64	3.64	0.2020	0.77	9582	81.2172%	Fecal		CFU/100 mL	200	283.2	86400	-	3,749.7
5439000	9/2/2019	3.63	3.63	0.2020	0.76	9586	81.2511%	Fecal		CFU/100 mL	200	283.2	86400	-	3,739.8
5439000	12/22/2021	3.63	3.63	0.2020	0.76	9586	81.2511%	Fecal		CFU/100 mL	200	283.2	86400	-	3,739.8
5439000	7/26/2006	3.62	3.62	0.2020	0.76	9588	81.2680%	Fecal		CFU/100 mL	200	283.2	86400	-	3,729.9
5439000	11/4/2006	3.62	3.62	0.2020	0.76	9588	81.2680%	Fecal		CFU/100 mL	200	283.2	86400	-	3,729.9
5439000	10/18/1991	3.6	3.6	0.2020	0.76	9590	81.2850%	Fecal		CFU/100 mL	200	283.2	86400	-	3,710.2
5439000	8/28/1992	3.6	3.6	0.2020	0.76	9590	81.2850%	Fecal		CFU/100 mL	200	283.2	86400	-	3,710.2
5439000	8/10/1995	3.6	3.6	0.2020	0.76	9590	81.2850%	Fecal		CFU/100 mL	200	283.2	86400	-	3,710.2
5439000	10/2/1996	3.6	3.6	0.2020	0.76	9590	81.2850%	Fecal		CFU/100 mL	200	283.2	86400	-	3,710.2
5439000	10/3/1996	3.6	3.6	0.2020	0.76	9590	81.2850%	Fecal		CFU/100 mL	200	283.2	86400	-	3,710.2
5439000	10/24/1996	3.6	3.6	0.2020	0.76	9590	81.2850%	Fecal		CFU/100 mL	200	283.2	86400	-	3,710.2
5439000	11/12/1996	3.6	3.6	0.2020	0.76	9590	81.2850%	Fecal		CFU/100 mL	200	283.2	86400	-	3,710.2
5439000	7/22/1997	3.6	3.6	0.2020	0.76	9590	81.2850%	Fecal		CFU/100 mL	200	283.2	86400	-	3,710.2
5439000	7/24/1997	3.6	3.6	0.2020	0.76	9590	81.2850%	Fecal		CFU/100 mL	200	283.2	86400	-	3,710.2
5439000	10/29/1997	3.6	3.6	0.2020	0.76	9590	81.2850%	Fecal		CFU/100 mL	200	283.2	86400	-	3,710.2
5439000	8/1/1998	3.6	3.6	0.2020	0.76	9590	81.2850%	Fecal		CFU/100 mL	200	283.2	86400	-	3,710.2
5439000	11/10/1999	3.6	3.6	0.2020	0.76	9590	81.2850%	Fecal		CFU/100 mL	200	283.2	86400	-	3,710.2
5439000	11/16/1999	3.6	3.6	0.2020	0.76	9590	81.2850%	Fecal		CFU/100 mL	200	283.2	86400	-	3,710.2
5439000	12/23/1999	3.6	3.6	0.2020	0.76	9590	81.2850%	Fecal		CFU/100 mL	200	283.2	86400	-	3,710.2
5439000	1/28/2000	3.6	3.6	0.2020	0.76	9590	81.2850%	Fecal		CFU/100 mL	200	283.2	86400	-	3,710.2
5439000	2/3/2000	3.6	3.6	0.2020	0.76	9590	81.2850%	Fecal		CFU/100 mL	200	283.2	86400	-	3,710.2
5439000	2/14/2000	3.6	3.6	0.2020	0.76	9590	81.2850%	Fecal		CFU/100 mL	200	283.2	86400	-	3,710.2
5439000	2/16/2000	3.6	3.6	0.2020	0.76	9590	81.2850%	Fecal		CFU/100 mL	200	283.2	86400	-	3,710.2
5439000	8/30/2000	3.6	3.6	0.2020	0.76	9590	81.2850%	Fecal		CFU/100 mL	200	283.2	86400	-	3,710.2
5439000	7/18/2001	3.6	3.6	0.2020	0.76	9590	81.2850%	Fecal		CFU/100 mL	200	283.2	86400	-	3,710.2
5439000	7/19/2001	3.6	3.6	0.2020	0.76	9590	81.2850%	Fecal		CFU/100 mL	200	283.2	86400	-	3,710.2
5439000	1/3/2004	3.6	3.6	0.2020	0.76	9590	81.2850%	Fecal		CFU/100 mL	200	283.2	86400	-	3,710.2
5439000	6/25/2005	3.6	3.6	0.2020	0.76	9590	81.2850%	Fecal		CFU/100 mL	200	283.2	86400	-	3,710.2
5439000	8/22/2008	3.6	3.6	0.2020	0.76	9590	81.2850%	Fecal		CFU/100 mL	200	283.2	86400	-	3,710.2
5439000	9/19/2011	3.6	3.6	0.2020	0.76	9590	81.2850%	Fecal		CFU/100 mL	200	283.2	86400	-	3,710.2
5439000	9/7/2012	3.6	3.6	0.2020	0.76	9590	81.2850%	Fecal		CFU/100 mL	200	283.2	86400	-	3,710.2
5439000	8/18/2019	3.6	3.6	0.2020	0.76	9590	81.2850%	Fecal		CFU/100 mL	200	283.2	86400	-	3,710.2
5439000	3/22/2003	3.59	3.59	0.2020	0.76	9617	81.5138%	Fecal		CFU/100 mL	200	283.2	86400	-	3,700.3
5439000	10/18/2006	3.59	3.59	0.2020	0.76	9617	81.5138%	Fecal		CFU/100 mL	200	283.2	86400	-	3,700.3
5439000	8/12/2020	3.59	3.59	0.2020	0.76	9617	81.5138%	Fecal		CFU/100 mL	200	283.2	86400	-	3,700.3
5439000	9/19/2020	3.59	3.59	0.2020	0.76	9617	81.5138%	Fecal		CFU/100 mL	200	283.2	86400	-	3,700.3
5439000	12/3/2021	3.59	3.59	0.2020	0.76	9617	81.5138%	Fecal		CFU/100 mL	200	283.2	86400	-	3,700.3
5439000	9/4/2015	3.58	3.58	0.2020	0.75	9622	81.5562%	Fecal		CFU/100 mL	200	283.2	86400	-	3,690.4
5439000	9/18/2014	3.56	3.56	0.2020	0.75	9623	81.5647%	Fecal		CFU/100 mL	200	283.2	86400	-	3,670.6
5439000	11/10/2021	3.56	3.56	0.2020	0.75	9623	81.5647%	Fecal		CFU/100 mL	200	283.2	86400	-	3,670.6
5439000	7/3/2012	3.55	3.55	0.2020	0.75	9625	81.5816%	Fecal		CFU/100 mL	200	283.2	86400	-	3,660.7

Gage ID	Date	Discharge (CFS)	Gage Discharge (less Surrogate NPDES) (CFS)	Watershed Area Ratio	Calculated flow (CFS)	Rank	Flow Exceedance %	Parameter	Results	Units (mg or micro_gram	Limit/Standard	100mL/CF	sec/day	Actual Load (million colonies/day)	Allowable Load (million colonies/day)
5439000	11/13/2002	3.53	3.53	0.2020	0.74	9626	81.5901%	Fecal		CFU/100 mL	200	283.2	86400	-	3,641.0
5439000	9/25/2015	3.53	3.53	0.2020	0.74	9626	81.5901%	Fecal		CFU/100 mL	200	283.2	86400	-	3,641.0
5439000	8/30/2017	3.53	3.53	0.2020	0.74	9626	81.5901%	Fecal		CFU/100 mL	200	283.2	86400	-	3,641.0
5439000	11/14/2002	3.52	3.52	0.2020	0.74	9629	81.6155%	Fecal		CFU/100 mL	200	283.2	86400	-	3,631.1
5439000	2/19/2014	3.52	3.52	0.2020	0.74	9629	81.6155%	Fecal		CFU/100 mL	200	283.2	86400	-	3,631.1
5439000	8/4/2018	3.52	3.52	0.2020	0.74	9629	81.6155%	Fecal		CFU/100 mL	200	283.2	86400	-	3,631.1
5439000	7/31/1994	3.51	3.51	0.2020	0.74	9632	81.6410%	Fecal		CFU/100 mL	200	283.2	86400	-	3,621.2
5439000	9/27/1990	3.5	3.5	0.2020	0.74	9633	81.6494%	Fecal		CFU/100 mL	200	283.2	86400	-	3,611.3
5439000	10/7/1990	3.5	3.5	0.2020	0.74	9633	81.6494%	Fecal		CFU/100 mL	200	283.2	86400	-	3,611.3
5439000	7/28/1991	3.5	3.5	0.2020	0.74	9633	81.6494%	Fecal		CFU/100 mL	200	283.2	86400	-	3,611.3
5439000	9/18/1991	3.5	3.5	0.2020	0.74	9633	81.6494%	Fecal		CFU/100 mL	200	283.2	86400	-	3,611.3
5439000	9/24/1991	3.5	3.5	0.2020	0.74	9633	81.6494%	Fecal		CFU/100 mL	200	283.2	86400	-	3,611.3
5439000	9/26/1991	3.5	3.5	0.2020	0.74	9633	81.6494%	Fecal		CFU/100 mL	200	283.2	86400	-	3,611.3
5439000	9/29/1991	3.5	3.5	0.2020	0.74	9633	81.6494%	Fecal		CFU/100 mL	200	283.2	86400	-	3,611.3
5439000	10/11/1991	3.5	3.5	0.2020	0.74	9633	81.6494%	Fecal		CFU/100 mL	200	283.2	86400	-	3,611.3
5439000	10/14/1991	3.5	3.5	0.2020	0.74	9633	81.6494%	Fecal		CFU/100 mL	200	283.2	86400	-	3,611.3
5439000	10/19/1991	3.5	3.5	0.2020	0.74	9633	81.6494%	Fecal		CFU/100 mL	200	283.2	86400	-	3,611.3
5439000	8/13/1992	3.5	3.5	0.2020	0.74	9633	81.6494%	Fecal		CFU/100 mL	200	283.2	86400	-	3,611.3
5439000	10/9/1995	3.5	3.5	0.2020	0.74	9633	81.6494%	Fecal		CFU/100 mL	200	283.2	86400	-	3,611.3
5439000	10/23/1995	3.5	3.5	0.2020	0.74	9633	81.6494%	Fecal		CFU/100 mL	200	283.2	86400	-	3,611.3
5439000	11/24/1996	3.5	3.5	0.2020	0.74	9633	81.6494%	Fecal		CFU/100 mL	200	283.2	86400	-	3,611.3
5439000	11/7/1999	3.5	3.5	0.2020	0.74	9633	81.6494%	Fecal		CFU/100 mL	200	283.2	86400	-	3,611.3
5439000	11/20/1999	3.5	3.5	0.2020	0.74	9633	81.6494%	Fecal		CFU/100 mL	200	283.2	86400	-	3,611.3
5439000	11/26/1999	3.5	3.5	0.2020	0.74	9633	81.6494%	Fecal		CFU/100 mL	200	283.2	86400	-	3,611.3
5439000	1/3/2000	3.5	3.5	0.2020	0.74	9633	81.6494%	Fecal		CFU/100 mL	200	283.2	86400	-	3,611.3
5439000	2/4/2000	3.5	3.5	0.2020	0.74	9633	81.6494%	Fecal		CFU/100 mL	200	283.2	86400	-	3,611.3
5439000	2/5/2000	3.5	3.5	0.2020	0.74	9633	81.6494%	Fecal		CFU/100 mL	200	283.2	86400	-	3,611.3
5439000	2/9/2000	3.5	3.5	0.2020	0.74	9633	81.6494%	Fecal		CFU/100 mL	200	283.2	86400	-	3,611.3
5439000	2/12/2000	3.5	3.5	0.2020	0.74	9633	81.6494%	Fecal		CFU/100 mL	200	283.2	86400	-	3,611.3
5439000	2/15/2000	3.5	3.5	0.2020	0.74	9633	81.6494%	Fecal		CFU/100 mL	200	283.2	86400	-	3,611.3
5439000	2/17/2000	3.5	3.5	0.2020	0.74	9633	81.6494%	Fecal		CFU/100 mL	200	283.2	86400	-	3,611.3
5439000	2/18/2000	3.5	3.5	0.2020	0.74	9633	81.6494%	Fecal		CFU/100 mL	200	283.2	86400	-	3,611.3
5439000	2/19/2000	3.5	3.5	0.2020	0.74	9633	81.6494%	Fecal		CFU/100 mL	200	283.2	86400	-	3,611.3
5439000	7/27/2012	3.49	3.49	0.2020	0.74	9659	81.8698%	Fecal		CFU/100 mL	200	283.2	86400	-	3,601.4
5439000	9/14/2006	3.48	3.48	0.2020	0.73	9660	81.8783%	Fecal		CFU/100 mL	200	283.2	86400	-	3,591.5
5439000	1/17/2014	3.48	3.48	0.2020	0.73	9660	81.8783%	Fecal		CFU/100 mL	200	283.2	86400	-	3,591.5
5439000	8/30/2019	3.48	3.48	0.2020	0.73	9660	81.8783%	Fecal		CFU/100 mL	200	283.2	86400	-	3,591.5
5439000	4/3/2003	3.47	3.47	0.2020	0.73	9663	81.9037%	Fecal		CFU/100 mL	200	283.2	86400	-	3,581.7
5439000	9/18/2018	3.47	3.47	0.2020	0.73	9663	81.9037%	Fecal		CFU/100 mL	200	283.2	86400	-	3,581.7
5439000	8/17/2021	3.46	3.46	0.2020	0.73	9665	81.9207%	Fecal		CFU/100 mL	200	283.2	86400	-	3,571.8
5439000	12/5/2021	3.46	3.46	0.2020	0.73	9665	81.9207%	Fecal		CFU/100 mL	200	283.2	86400	-	3,571.8
5439000	9/25/2018	3.45	3.45	0.2020	0.73	9667	81.9376%	Fecal		CFU/100 mL	200	283.2	86400	-	3,561.9
5439000	9/16/2009	3.44	3.44	0.2020	0.73	9668	81.9461%	Fecal		CFU/100 mL	200	283.2	86400	-	3,552.0
5439000	8/8/2020	3.44	3.44	0.2020	0.73	9668	81.9461%	Fecal		CFU/100 mL	200	283.2	86400	-	3,552.0
5439000	9/13/2018	3.43	3.43	0.2020	0.72	9670	81.9630%	Fecal		CFU/100 mL	200	283.2	86400	-	3,542.1
5439000	10/7/2001	3.42	3.42	0.2020	0.72	9671	81.9715%	Fecal		CFU/100 mL	200	283.2	86400	-	3,532.2
5439000	10/6/1990	3.4	3.4	0.2020	0.72	9672	81.9800%	Fecal		CFU/100 mL	200	283.2	86400	-	3,512.5
5439000	7/30/1991	3.4	3.4	0.2020	0.72	9672	81.9800%	Fecal		CFU/100 mL	200	283.2	86400	-	3,512.5
5439000	8/27/1991	3.4	3.4	0.2020	0.72	9672	81.9800%	Fecal		CFU/100 mL	200	283.2	86400	-	3,512.5
5439000	9/23/1991	3.4	3.4	0.2020	0.72	9672	81.9800%	Fecal		CFU/100 mL	200	283.2	86400	-	3,512.5
5439000	9/27/1991	3.4	3.4	0.2020	0.72	9672	81.9800%	Fecal		CFU/100 mL	200	283.2	86400	-	3,512.5
5439000	9/3/1992	3.4	3.4	0.2020	0.72	9672	81.9800%	Fecal		CFU/100 mL	200	283.2	86400	-	3,512.5
5439000	8/7/1995	3.4	3.4	0.2020	0.72	9672	81.9800%	Fecal		CFU/100 mL	200	283.2	86400	-	3,512.5
5439000	9/22/1995	3.4	3.4	0.2020	0.72	9672	81.9800%	Fecal		CFU/100 mL	200	283.2	86400	-	3,512.5
5439000	10/4/1996	3.4	3.4	0.2020	0.72	9672	81.9800%	Fecal		CFU/100 mL	200	283.2	86400	-	3,512.5
5439000	10/20/1996	3.4	3.4	0.2020	0.72	9672	81.9800%	Fecal		CFU/100 mL	200	283.2	86400	-	3,512.5
5439000	8/12/1998	3.4	3.4	0.2020	0.72	9672	81.9800%	Fecal		CFU/100 mL	200	283.2	86400	-	3,512.5
5439000	9/18/1998	3.4	3.4	0.2020	0.72	9672	81.9800%	Fecal		CFU/100 mL	200	283.2	86400	-	3,512.5
5439000	8/23/1999	3.4	3.4	0.2020	0.72	9672	81.9800%	Fecal		CFU/100 mL	200	283.2	86400	-	3,512.5
5439000	11/18/1999	3.4	3.4	0.2020	0.72	9672	81.9800%	Fecal		CFU/100 mL	200	283.2	86400	-	3,512.5
5439000	12/26/1999	3.4	3.4	0.2020	0.72	9672	81.9800%	Fecal		CFU/100 mL	200	283.2	86400	-	3,512.5
5439000	1/7/2000	3.4	3.4	0.2020	0.72	9672	81.9800%	Fecal		CFU/100 mL	200	283.2	86400	-	3,512.5
5439000	2/6/2000	3.4	3.4	0.2020	0.72	9672	81.9800%	Fecal		CFU/100 mL	200	283.2	86400	-	3,512.5
5439000	2/7/2000	3.4	3.4	0.2020	0.72	9672	81.9800%	Fecal		CFU/100 mL	200	283.2	86400	-	3,512.5
5439000	7/16/2001	3.4	3.4	0.2020	0.72	9672	81.9800%	Fecal		CFU/100 mL	200	283.2	86400	-	3,512.5
5439000	7/17/2006	3.4	3.4	0.2020	0.72	9672	81.9800%	Fecal		CFU/100 mL	200	283.2	86400	-	3,512.5
5439000	8/11/2018	3.39	3.39	0.2020	0.72	9692	82.1495%	Fecal		CFU/100 mL	200	283.2	86400	-	3,502.6
5439000	8/6/1994	3.38	3.38	0.2020	0.71	9693	82.1580%	Fecal		CFU/100 mL	200	283.2	86400	-	3,492.7
5439000	11/25/2010	3.38	3.38	0.2020	0.71	9693	82.1580%	Fecal		CFU/100 mL	200	283.2	86400	-	3,492.7
5439000	9/8/2012	3.38	3.38	0.2020	0.71	9693	82.1580%	Fecal		CFU/100 mL	200	283.2	86400	-	3,492.7
5439000	4/21/2003	3.37	3.37	0.2020	0.71	9696	82.1834%	Fecal		CFU/100 mL	200	283.2	86400	-	3,482.8
5439000	11/26/2004	3.37	3.37	0.2020	0.71	9696	82.1834%	Fecal		CFU/100 mL	200	283.2	86400	-	3,482.8
5439000	11/20/2006	3.37	3.37	0.2020	0.71	9696	82.1834%	Fecal		CFU/100 mL	200	283.2	86400	-	3,482.8
5439000	8/31/2017	3.37	3.37	0.2020	0.71	9696	82.1834%	Fecal		CFU/100 mL	200	283.2	86400	-	3,482.8
5439000	8/8/2019	3.37	3.37	0.2020	0.71	9696	82.1834%	Fecal		CFU/100 mL	200	283.2	86400	-	3,482.8
5439000	10/8/2001	3.36	3.36	0.2020	0.71	9701	82.2258%	Fecal		CFU/100 mL	200	283.2	86400	-	3,472.9
5439000	9/24/2006	3.36	3.36	0.2020	0.71	9701	82.2258%	Fecal		CFU/100 mL	200	283.2	86400	-	3,472.9
5439000	8/29/1994	3.34	3.34	0.2020	0.71	9703	82.2428%	Fecal		CFU/100 mL	200	283.2	86400	-	3,453.2
5439000	11/6/2004	3.34	3.34	0.2020	0.71	9703	82.2428%	Fecal		CFU/100 mL	200	283.2	86400	-	3,453.2
5439000	9/19/2012	3.34	3.34	0.2020	0.71	9703	82.2428%	Fecal		CFU/100 mL	200	283.2	86400	-	3,453.2
5439000	9/3/2013	3.34	3.34	0.2020	0.71	9703	82.2428%	Fecal		CFU/100 mL	200	283.2	86400	-	3,453.2
5439000	9/19/2018	3.33	3.33	0.2020	0.70	9707	82.2767%	Fecal		CFU/100 mL	200	283.2	86400	-	3,443.3
5439000	8/1/2002	3.32	3.32	0.2020	0.70	9708	82.2851%	Fecal		CFU/100 mL	200	283.2	86400	-	3,433.4
5439000	8/12/2008	3.32	3.32	0.2020	0.70	9708	82.2851%	Fecal		CFU/100 mL	200	283.2	86400	-	3,433.4
5439000	10/27/2012	3.32	3.32	0.2020	0.70	9708	82.2851%	Fecal		CFU/100 mL	200	283.2	86400	-	3,433.4
5439000	8/9/2020	3.32	3.32	0.2020	0.70	9708	82.2851%	Fecal		CFU/100 mL	200	283.2	86400	-	3,433.4
5439000	8/4/2013	3.31	3.31	0.2020	0.70	9712	82.3190%	Fecal		CFU/100 mL	200	283.2	86400	-	3,423.5
5439000	7/27/1991	3.3	3.3	0.2020	0.70	9713	82.3275%	Fecal		CFU/100 mL	200	283.2	86400	-	3,413.6
5439000	9/21/1991	3.3	3.3	0.2020	0.70	9713	82.3275%	Fecal		CFU/100 mL	200	283.2	86400	-	3,413.6
5439000	10/24/1991	3.3	3.3	0.2020	0.70	9713	82.3275%	Fecal		CFU/100 mL	200	283.2	86400	-	3,413.6
5439000	8/22/1995	3.3	3.3	0.2020	0.70	9713	82.3275%	Fecal		CFU/100 mL	200	283.2	86400	-	3,413.6
5439000	10/11/1995	3.3	3.3	0.2020	0.70	9713	82.3275%	Fecal		CFU/100 mL	200	283.2	86400	-	3,413.6
5439000	9/25/1996	3.3	3.3	0.2020	0.70	9713	82.3275%	Fecal		CFU/100 mL	200	283.2	86400	-	3,413.6
5439000	10/5/1996	3.3	3.3	0.2020	0.70	9713	82.3275%	Fecal		CFU/100 mL	200	283.2	86400	-	3,413.6
5439000	10/25/1996	3.3	3.3	0.2020	0.70	9713	82.3275%	Fecal		CFU/100 mL	200	283.2	86400	-	3,413.6
5439000	11/19/1996	3.3	3.3	0.2020	0.70	9713	82.3275%	Fecal		CFU/100 mL	200	283.2	86400	-	3,413.6
5439000	11/5/1997	3.3	3.3	0.2020	0.70	9713	82.3275%	Fecal		CFU/100 mL	200	283.2	86400	-	3,413.6
5439000	10/15/1998	3.3	3.3	0.2020	0.70	9713	82.3275%	Fecal		CFU/100 mL	200	283.2	86400	-	3,413.6
5439000	8/1/1999	3.3	3.3	0.2020	0.70	9713	82.3275%	Fecal		CFU/100 mL	200	283.2	86400	-	3,413.6
5439000	11/15/1999	3.3	3.3	0.2020	0.70	9713	82.3275%	Fecal		CFU/100 mL	200	283.2	86400	-	3,413.6
5439000	11/17/1999	3.3	3.3	0.2020	0.70	9713	82.3275%	Fecal		CFU/100 mL	200	283.2	86400	-	3,413.6
5439000	12/24/1999	3.3	3.3	0.2020	0.70	9713	82.3275%	Fecal		CFU/100 mL	200	283.2	86400	-	3,413.6
5439000	12/27/1999	3.3	3.3	0.2020	0.70	9713	82.3275%	Fecal		CFU/100 mL	200	283.2	86400	-	3,413.6
5439000	2/8/2000	3.3	3.3	0.2020	0.70	9713	82.3275%	Fecal		CFU/100 mL	200	283.2	86400	-	3,413.6
5439000	9/29/2001	3.3	3.3	0.2020	0.70	9713	82.3275%	Fecal		CFU/100 mL	200	283.2	86400	-	3,413.6
5439000	9/30/2001	3.3	3.3	0.2020	0.70	9713	82.3275%	Fecal		CFU/100 mL	200	283.2	86400	-	3,413.6
5439000	10/19/2006	3.3	3.3	0.2020	0.70	9713	82.3275%	Fecal		CFU/100 mL	200	283.2	86400	-	3,413.6
5439000	8/5/2013	3.3	3.3	0.2020	0.70	9713	82.3275%	Fecal		CFU/100 mL	200	283.2	86400	-	3,413.6
5439000	8/5/2018	3.3	3.3	0.2020	0.70	9713	82.3275%	Fecal		CFU/100 mL	200	283.2	86400	-	3,413.6
5439000	9/27/2009	3.29	3.29	0.2020	0.70	9735	82.5140%	Fecal		CFU/100 mL	200	283.2	86400	-	3,403.7
5439000	8/10/2016	3.28	3.28	0.2020	0.69	9736	82.5225%	Fecal		CFU/100 mL	200	283.2	86400	-	3,393.8
5439000	8/26/2017	3.28	3.28	0.2020	0.69	9736	82.5225%	Fecal		CFU/100 mL	200	283.2	86400	-	3,393.8
5439000	7/27/2004	3.27	3.27	0.2020	0.69	9738	82.5394%	Fecal		CFU/100 mL	200	283.2	86400	-	3,384.0
5439000	8/1/2012	3.27	3.27	0.2020	0.69	9738	82.5394%	Fecal		CFU/100 mL	200	283.2	86400	-	3,384.0
5439000	12/15/2012	3.27	3.27	0.2020	0.69	9738	82.5394%	Fecal		CFU/100 mL	200	283.2	86400	-	3,384.0
5439000	10/12/2013	3.27	3.27	0.2020	0.69	9738	82.5394%	Fecal		CFU/100 mL	200	283.2	86400	-	3,384.0
5439000	11/26/2013	3.27	3.27	0.2020	0.69	9738	82.5394%	Fecal		CFU/100 mL	200	283.2	86400	-	3,384.0
5439000	10/27/2015	3.27	3.27	0.2020	0.69	9738	82.5394%	Fecal		CFU/100 mL	200	283.2	86400	-	3,384.0
5439000	12/4/2021	3.27	3.27	0.2020	0.69	9738	82.5394%	Fecal		CFU/100 mL	200	283.2	86400	-	3,384.0
5439000	11/5/2013	3.26	3.26	0.2020	0.69	9745	82.5987%	Fecal		CFU/100 mL	200	283.2	86400	-	3,374.1
5439000	6/26/2005	3.25	3.25	0.2020	0.69	9746	82.6072%	Fecal		CFU/100 mL	200	283.2	86400	-	3,364.2
5439000	9/5/1994	3.24	3.24	0.2020	0.69	9747	82.6157%	Fecal		CFU/100 mL	200	283.2	86400	-	3,354.3
5439000	10/25/2015	3.24	3.24	0.2020	0.69	9747	82.6157%	Fecal		CFU/100 mL	200	283.2	86400	-	3,354.3
5439000	8/19/2019	3.24	3.24	0.2020	0.69	9747	82.6157%	Fecal		CFU/100 mL	200	283.2	86400	-	3,354.3
5439000	11/25/2013	3.23	3.23	0.2020	0.68	9750	82.6411%	Fecal		CFU/100 mL	200	283.2	86400	-	3,344.4

Gage ID	Date	Discharge (CFS)	Gage Discharge (less Surrogate NPDES) (CFS)	Watershed Area Ratio	Calculated flow (CFS)	Rank	Flow Exceedance %	Parameter	Results	Units (mg or micro_gram	Limit/Standard	100mL/CF	sec/day	Actual Load (million colonies/day)	Allowable Load (million colonies/day)
5439000	10/16/2021	3.23	3.23	0.2020	0.68	9750	82.6411%	Fecal		CFU/100 mL	200	283.2	86400	-	3,344.4
5439000	7/25/2003	3.22	3.22	0.2020	0.68	9752	82.6581%	Fecal		CFU/100 mL	200	283.2	86400	-	3,334.5
5439000	7/22/2012	3.22	3.22	0.2020	0.68	9752	82.6581%	Fecal		CFU/100 mL	200	283.2	86400	-	3,334.5
5439000	12/20/2013	3.22	3.22	0.2020	0.68	9752	82.6581%	Fecal		CFU/100 mL	200	283.2	86400	-	3,334.5
5439000	8/6/2004	3.21	3.21	0.2020	0.68	9755	82.6835%	Fecal		CFU/100 mL	200	283.2	86400	-	3,324.6
5439000	9/25/1991	3.2	3.2	0.2020	0.68	9756	82.6920%	Fecal		CFU/100 mL	200	283.2	86400	-	3,314.8
5439000	9/28/1991	3.2	3.2	0.2020	0.68	9756	82.6920%	Fecal		CFU/100 mL	200	283.2	86400	-	3,314.8
5439000	10/13/1991	3.2	3.2	0.2020	0.68	9756	82.6920%	Fecal		CFU/100 mL	200	283.2	86400	-	3,314.8
5439000	10/15/1995	3.2	3.2	0.2020	0.68	9756	82.6920%	Fecal		CFU/100 mL	200	283.2	86400	-	3,314.8
5439000	10/13/1996	3.2	3.2	0.2020	0.68	9756	82.6920%	Fecal		CFU/100 mL	200	283.2	86400	-	3,314.8
5439000	7/23/1997	3.2	3.2	0.2020	0.68	9756	82.6920%	Fecal		CFU/100 mL	200	283.2	86400	-	3,314.8
5439000	8/27/1998	3.2	3.2	0.2020	0.68	9756	82.6920%	Fecal		CFU/100 mL	200	283.2	86400	-	3,314.8
5439000	9/29/1998	3.2	3.2	0.2020	0.68	9756	82.6920%	Fecal		CFU/100 mL	200	283.2	86400	-	3,314.8
5439000	8/27/1999	3.2	3.2	0.2020	0.68	9756	82.6920%	Fecal		CFU/100 mL	200	283.2	86400	-	3,314.8
5439000	11/14/1999	3.2	3.2	0.2020	0.68	9756	82.6920%	Fecal		CFU/100 mL	200	283.2	86400	-	3,314.8
5439000	11/25/1999	3.2	3.2	0.2020	0.68	9756	82.6920%	Fecal		CFU/100 mL	200	283.2	86400	-	3,314.8
5439000	12/25/1999	3.2	3.2	0.2020	0.68	9756	82.6920%	Fecal		CFU/100 mL	200	283.2	86400	-	3,314.8
5439000	12/28/1999	3.2	3.2	0.2020	0.68	9756	82.6920%	Fecal		CFU/100 mL	200	283.2	86400	-	3,314.8
5439000	12/31/1999	3.2	3.2	0.2020	0.68	9756	82.6920%	Fecal		CFU/100 mL	200	283.2	86400	-	3,314.8
5439000	1/1/2000	3.2	3.2	0.2020	0.68	9756	82.6920%	Fecal		CFU/100 mL	200	283.2	86400	-	3,314.8
5439000	1/2/2000	3.2	3.2	0.2020	0.68	9756	82.6920%	Fecal		CFU/100 mL	200	283.2	86400	-	3,314.8
5439000	4/27/2003	3.2	3.2	0.2020	0.68	9756	82.6920%	Fecal		CFU/100 mL	200	283.2	86400	-	3,314.8
5439000	8/29/2004	3.2	3.2	0.2020	0.68	9756	82.6920%	Fecal		CFU/100 mL	200	283.2	86400	-	3,314.8
5439000	9/28/2009	3.2	3.2	0.2020	0.68	9756	82.6920%	Fecal		CFU/100 mL	200	283.2	86400	-	3,314.8
5439000	11/23/2013	3.2	3.2	0.2020	0.68	9756	82.6920%	Fecal		CFU/100 mL	200	283.2	86400	-	3,314.8
5439000	9/26/2018	3.2	3.2	0.2020	0.68	9756	82.6920%	Fecal		CFU/100 mL	200	283.2	86400	-	3,314.8
5439000	11/5/2006	3.19	3.19	0.2020	0.68	9777	82.8700%	Fecal		CFU/100 mL	200	283.2	86400	-	3,304.9
5439000	8/14/2016	3.19	3.19	0.2020	0.68	9777	82.8700%	Fecal		CFU/100 mL	200	283.2	86400	-	3,304.9
5439000	9/14/2015	3.18	3.18	0.2020	0.67	9779	82.8869%	Fecal		CFU/100 mL	200	283.2	86400	-	3,295.0
5439000	8/18/2021	3.18	3.18	0.2020	0.67	9779	82.8869%	Fecal		CFU/100 mL	200	283.2	86400	-	3,295.0
5439000	11/24/2006	3.17	3.17	0.2020	0.67	9781	82.9039%	Fecal		CFU/100 mL	200	283.2	86400	-	3,285.1
5439000	12/3/2010	3.17	3.17	0.2020	0.67	9781	82.9039%	Fecal		CFU/100 mL	200	283.2	86400	-	3,285.1
5439000	8/24/2015	3.17	3.17	0.2020	0.67	9781	82.9039%	Fecal		CFU/100 mL	200	283.2	86400	-	3,285.1
5439000	9/20/2020	3.17	3.17	0.2020	0.67	9781	82.9039%	Fecal		CFU/100 mL	200	283.2	86400	-	3,285.1
5439000	12/14/2010	3.16	3.16	0.2020	0.67	9785	82.9378%	Fecal		CFU/100 mL	200	283.2	86400	-	3,275.2
5439000	9/1/2011	3.15	3.15	0.2020	0.67	9786	82.9463%	Fecal		CFU/100 mL	200	283.2	86400	-	3,265.3
5439000	11/12/2002	3.14	3.14	0.2020	0.67	9787	82.9547%	Fecal		CFU/100 mL	200	283.2	86400	-	3,255.4
5439000	6/27/2005	3.14	3.14	0.2020	0.67	9787	82.9547%	Fecal		CFU/100 mL	200	283.2	86400	-	3,255.4
5439000	9/9/2010	3.14	3.14	0.2020	0.67	9787	82.9547%	Fecal		CFU/100 mL	200	283.2	86400	-	3,255.4
5439000	8/23/2016	3.14	3.14	0.2020	0.67	9787	82.9547%	Fecal		CFU/100 mL	200	283.2	86400	-	3,255.4
5439000	8/31/2019	3.14	3.14	0.2020	0.67	9787	82.9547%	Fecal		CFU/100 mL	200	283.2	86400	-	3,255.4
5439000	12/23/2012	3.13	3.13	0.2020	0.66	9792	82.9971%	Fecal		CFU/100 mL	200	283.2	86400	-	3,245.6
5439000	10/11/2014	3.13	3.13	0.2020	0.66	9792	82.9971%	Fecal		CFU/100 mL	200	283.2	86400	-	3,245.6
5439000	8/23/2019	3.13	3.13	0.2020	0.66	9792	82.9971%	Fecal		CFU/100 mL	200	283.2	86400	-	3,245.6
5439000	9/2/2020	3.12	3.12	0.2020	0.66	9795	83.0225%	Fecal		CFU/100 mL	200	283.2	86400	-	3,235.7
5439000	10/1/1990	3.1	3.1	0.2020	0.66	9796	83.0310%	Fecal		CFU/100 mL	200	283.2	86400	-	3,215.9
5439000	8/19/1991	3.1	3.1	0.2020	0.66	9796	83.0310%	Fecal		CFU/100 mL	200	283.2	86400	-	3,215.9
5439000	9/10/1991	3.1	3.1	0.2020	0.66	9796	83.0310%	Fecal		CFU/100 mL	200	283.2	86400	-	3,215.9
5439000	10/12/1991	3.1	3.1	0.2020	0.66	9796	83.0310%	Fecal		CFU/100 mL	200	283.2	86400	-	3,215.9
5439000	8/14/1992	3.1	3.1	0.2020	0.66	9796	83.0310%	Fecal		CFU/100 mL	200	283.2	86400	-	3,215.9
5439000	10/25/1995	3.1	3.1	0.2020	0.66	9796	83.0310%	Fecal		CFU/100 mL	200	283.2	86400	-	3,215.9
5439000	11/13/1996	3.1	3.1	0.2020	0.66	9796	83.0310%	Fecal		CFU/100 mL	200	283.2	86400	-	3,215.9
5439000	11/20/1996	3.1	3.1	0.2020	0.66	9796	83.0310%	Fecal		CFU/100 mL	200	283.2	86400	-	3,215.9
5439000	8/20/1997	3.1	3.1	0.2020	0.66	9796	83.0310%	Fecal		CFU/100 mL	200	283.2	86400	-	3,215.9
5439000	11/2/1997	3.1	3.1	0.2020	0.66	9796	83.0310%	Fecal		CFU/100 mL	200	283.2	86400	-	3,215.9
5439000	11/29/1997	3.1	3.1	0.2020	0.66	9796	83.0310%	Fecal		CFU/100 mL	200	283.2	86400	-	3,215.9
5439000	11/30/1997	3.1	3.1	0.2020	0.66	9796	83.0310%	Fecal		CFU/100 mL	200	283.2	86400	-	3,215.9
5439000	10/11/1998	3.1	3.1	0.2020	0.66	9796	83.0310%	Fecal		CFU/100 mL	200	283.2	86400	-	3,215.9
5439000	11/28/1999	3.1	3.1	0.2020	0.66	9796	83.0310%	Fecal		CFU/100 mL	200	283.2	86400	-	3,215.9
5439000	12/29/1999	3.1	3.1	0.2020	0.66	9796	83.0310%	Fecal		CFU/100 mL	200	283.2	86400	-	3,215.9
5439000	12/30/1999	3.1	3.1	0.2020	0.66	9796	83.0310%	Fecal		CFU/100 mL	200	283.2	86400	-	3,215.9
5439000	12/4/2010	3.1	3.1	0.2020	0.66	9796	83.0310%	Fecal		CFU/100 mL	200	283.2	86400	-	3,215.9
5439000	9/5/2015	3.1	3.1	0.2020	0.66	9796	83.0310%	Fecal		CFU/100 mL	200	283.2	86400	-	3,215.9
5439000	8/6/2018	3.1	3.1	0.2020	0.66	9796	83.0310%	Fecal		CFU/100 mL	200	283.2	86400	-	3,215.9
5439000	1/16/2004	3.09	3.09	0.2020	0.66	9815	83.1921%	Fecal		CFU/100 mL	200	283.2	86400	-	3,206.0
5439000	7/24/2006	3.09	3.09	0.2020	0.66	9815	83.1921%	Fecal		CFU/100 mL	200	283.2	86400	-	3,206.0
5439000	10/9/2014	3.09	3.09	0.2020	0.66	9815	83.1921%	Fecal		CFU/100 mL	200	283.2	86400	-	3,206.0
5439000	12/8/2021	3.08	3.08	0.2020	0.65	9818	83.2175%	Fecal		CFU/100 mL	200	283.2	86400	-	3,196.1
5439000	1/10/2004	3.07	3.07	0.2020	0.65	9819	83.2260%	Fecal		CFU/100 mL	200	283.2	86400	-	3,186.2
5439000	10/29/2010	3.07	3.07	0.2020	0.65	9819	83.2260%	Fecal		CFU/100 mL	200	283.2	86400	-	3,186.2
5439000	9/26/2015	3.07	3.07	0.2020	0.65	9819	83.2260%	Fecal		CFU/100 mL	200	283.2	86400	-	3,186.2
5439000	9/14/2016	3.06	3.06	0.2020	0.65	9822	83.2514%	Fecal		CFU/100 mL	200	283.2	86400	-	3,176.4
5439000	9/19/2009	3.05	3.05	0.2020	0.65	9823	83.2599%	Fecal		CFU/100 mL	200	283.2	86400	-	3,166.5
5439000	9/21/2020	3.05	3.05	0.2020	0.65	9823	83.2599%	Fecal		CFU/100 mL	200	283.2	86400	-	3,166.5
5439000	9/1/1994	3.04	3.04	0.2020	0.65	9825	83.2768%	Fecal		CFU/100 mL	200	283.2	86400	-	3,156.6
5439000	9/10/2010	3.04	3.04	0.2020	0.65	9825	83.2768%	Fecal		CFU/100 mL	200	283.2	86400	-	3,156.6
5439000	8/13/2020	3.03	3.03	0.2020	0.64	9827	83.2938%	Fecal		CFU/100 mL	200	283.2	86400	-	3,146.7
5439000	2/4/2006	3.02	3.02	0.2020	0.64	9828	83.3023%	Fecal		CFU/100 mL	200	283.2	86400	-	3,136.8
5439000	12/23/2013	3.02	3.02	0.2020	0.64	9828	83.3023%	Fecal		CFU/100 mL	200	283.2	86400	-	3,136.8
5439000	8/19/2021	3.02	3.02	0.2020	0.64	9828	83.3023%	Fecal		CFU/100 mL	200	283.2	86400	-	3,136.8
5439000	9/28/1990	3	3	0.2020	0.64	9831	83.3277%	Fecal		CFU/100 mL	200	283.2	86400	-	3,117.0
5439000	9/29/1990	3	3	0.2020	0.64	9831	83.3277%	Fecal		CFU/100 mL	200	283.2	86400	-	3,117.0
5439000	10/2/1990	3	3	0.2020	0.64	9831	83.3277%	Fecal		CFU/100 mL	200	283.2	86400	-	3,117.0
5439000	8/6/1991	3	3	0.2020	0.64	9831	83.3277%	Fecal		CFU/100 mL	200	283.2	86400	-	3,117.0
5439000	9/7/1991	3	3	0.2020	0.64	9831	83.3277%	Fecal		CFU/100 mL	200	283.2	86400	-	3,117.0
5439000	9/19/1991	3	3	0.2020	0.64	9831	83.3277%	Fecal		CFU/100 mL	200	283.2	86400	-	3,117.0
5439000	9/22/1991	3	3	0.2020	0.64	9831	83.3277%	Fecal		CFU/100 mL	200	283.2	86400	-	3,117.0
5439000	10/20/1991	3	3	0.2020	0.64	9831	83.3277%	Fecal		CFU/100 mL	200	283.2	86400	-	3,117.0
5439000	10/21/1991	3	3	0.2020	0.64	9831	83.3277%	Fecal		CFU/100 mL	200	283.2	86400	-	3,117.0
5439000	10/1/1995	3	3	0.2020	0.64	9831	83.3277%	Fecal		CFU/100 mL	200	283.2	86400	-	3,117.0
5439000	8/2/1998	3	3	0.2020	0.64	9831	83.3277%	Fecal		CFU/100 mL	200	283.2	86400	-	3,117.0
5439000	11/22/1999	3	3	0.2020	0.64	9831	83.3277%	Fecal		CFU/100 mL	200	283.2	86400	-	3,117.0
5439000	8/28/2000	3	3	0.2020	0.64	9831	83.3277%	Fecal		CFU/100 mL	200	283.2	86400	-	3,117.0
5439000	8/18/2001	3	3	0.2020	0.64	9831	83.3277%	Fecal		CFU/100 mL	200	283.2	86400	-	3,117.0
5439000	7/21/2005	3	3	0.2020	0.64	9831	83.3277%	Fecal		CFU/100 mL	200	283.2	86400	-	3,117.0
5439000	8/17/2011	3	3	0.2020	0.64	9831	83.3277%	Fecal		CFU/100 mL	200	283.2	86400	-	3,117.0
5439000	8/25/2018	3	3	0.2020	0.64	9831	83.3277%	Fecal		CFU/100 mL	200	283.2	86400	-	3,117.0
5439000	3/26/2003	2.99	2.99	0.2020	0.63	9848	83.4718%	Fecal		CFU/100 mL	200	283.2	86400	-	3,107.2
5439000	7/27/2005	2.99	2.99	0.2020	0.63	9848	83.4718%	Fecal		CFU/100 mL	200	283.2	86400	-	3,107.2
5439000	3/30/2003	2.98	2.98	0.2020	0.63	9850	83.4887%	Fecal		CFU/100 mL	200	283.2	86400	-	3,097.3
5439000	11/8/2006	2.98	2.98	0.2020	0.63	9850	83.4887%	Fecal		CFU/100 mL	200	283.2	86400	-	3,097.3
5439000	9/17/2009	2.98	2.98	0.2020	0.63	9850	83.4887%	Fecal		CFU/100 mL	200	283.2	86400	-	3,097.3
5439000	1/10/2013	2.98	2.98	0.2020	0.63	9850	83.4887%	Fecal		CFU/100 mL	200	283.2	86400	-	3,097.3
5439000	10/10/2014	2.98	2.98	0.2020	0.63	9850	83.4887%	Fecal		CFU/100 mL	200	283.2	86400	-	3,097.3
5439000	11/6/2006	2.97	2.97	0.2020	0.63	9855	83.5311%	Fecal		CFU/100 mL	200	283.2	86400	-	3,087.4
5439000	11/7/2006	2.97	2.97	0.2020	0.63	9855	83.5311%	Fecal		CFU/100 mL	200	283.2	86400	-	3,087.4
5439000	8/12/2018	2.97	2.97	0.2020	0.63	9855	83.5311%	Fecal		CFU/100 mL	200	283.2	86400	-	3,087.4
5439000	8/12/2004	2.96	2.96	0.2020	0.63	9858	83.5565%	Fecal		CFU/100 mL	200	283.2	86400	-	3,077.5
5439000	7/2/2005	2.96	2.96	0.2020	0.63	9858	83.5565%	Fecal		CFU/100 mL	200	283.2	86400	-	3,077.5
5439000	11/21/2006	2.95	2.95	0.2020	0.63	9860	83.5735%	Fecal		CFU/100 mL	200	283.2	86400	-	3,067.6
5439000	9/22/2014	2.95	2.95	0.2020	0.63	9860	83.5735%	Fecal		CFU/100 mL	200	283.2	86400	-	3,067.6
5439000	8/11/2004	2.94	2.94	0.2020	0.62	9862	83.5904%	Fecal		CFU/100 mL	200	283.2	86400	-	3,057.7
5439000	11/8/2004	2.93	2.93	0.2020	0.62	9863	83.5989%	Fecal		CFU/100 mL	200	283.2	86400	-	3,047.8
5439000	7/6/2005	2.93	2.93	0.2020	0.62	9863	83.5989%	Fecal		CFU/100 mL	200	283.2	86400	-	3,047.8
5439000	10/12/2010	2.93	2.93	0.2020	0.62	9863	83.5989%	Fecal		CFU/100 mL	200	283.2	86400	-	3,047.8
5439000	1/10/2014	2.93	2.93	0.2020	0.62	9863	83.5989%	Fecal		CFU/100 mL	200	283.2	86400	-	3,047.8
5439000	9/20/2014	2.93	2.93	0.2020	0.62	9863	83.5989%	Fecal		CFU/100 mL	200	283.2	86400	-	3,047.8
5439000	9/3/1994	2.92	2.92	0.2020	0.62	9868	83.6413%	Fecal		CFU/100 mL	200	283.2	86400	-	3,038.0
5439000	7/19/2002	2.92	2.92	0.2020	0.62	9868	83.6413%	Fecal		CFU/100 mL	200	283.2	86400	-	3,038.0
5439000	11/6/2002	2.91	2.91	0.2020	0.62	9870	83.6582%	Fecal		CFU/100 mL	200	283.2	86400	-	3,028.1
5439000	9/4/2011	2.91	2.91	0.2020	0.62	9870	83.6582%	Fecal		CFU/100 mL	200	283.2	86400	-	3,028.1
5439000	9/20/2018	2.91	2.91	0.2020	0.62	9870	83.6582%	Fecal		CFU/100 mL	200	283.2	86400	-	3,028.1
5439000	9/30/1990	2.9	2.9	0.2020	0.62	9873	83.6837%	Fecal		CFU/100 mL	200	283.2	86400	-	3,018.2
5439000	10/23/1991	2.9	2.9	0.2020	0.62	9873	83.6837%	Fecal		CFU/100 mL	200	283.2	86400	-	3,018.2
5439000	8/15/1992	2.9	2.9	0.2020	0.62	9873	83.6837%	Fecal		CFU/100 mL	200	283.2	86400	-	3,018.2

Gage ID	Date	Discharge (CFS)	Gage Discharge (less Surrogate NPDES) (CFS)	Watershed Area Ratio	Calculated flow (CFS)	Rank	Flow Exceedance %	Parameter	Results	Units (mg or micro_gram	Limit/Standard	100mL/CF	sec/day	Actual Load (million colonies/day)	Allowable Load (million colonies/day)
5439000	8/29/1992	2.9	2.9	0.2020	0.62	9873	83.6837%	Fecal		CFU/100 mL	200	283.2	86400	-	3,018.2
5439000	10/17/1995	2.9	2.9	0.2020	0.62	9873	83.6837%	Fecal		CFU/100 mL	200	283.2	86400	-	3,018.2
5439000	10/11/1996	2.9	2.9	0.2020	0.62	9873	83.6837%	Fecal		CFU/100 mL	200	283.2	86400	-	3,018.2
5439000	10/12/1996	2.9	2.9	0.2020	0.62	9873	83.6837%	Fecal		CFU/100 mL	200	283.2	86400	-	3,018.2
5439000	11/14/1996	2.9	2.9	0.2020	0.62	9873	83.6837%	Fecal		CFU/100 mL	200	283.2	86400	-	3,018.2
5439000	11/15/1996	2.9	2.9	0.2020	0.62	9873	83.6837%	Fecal		CFU/100 mL	200	283.2	86400	-	3,018.2
5439000	11/16/1996	2.9	2.9	0.2020	0.62	9873	83.6837%	Fecal		CFU/100 mL	200	283.2	86400	-	3,018.2
5439000	11/29/1996	2.9	2.9	0.2020	0.62	9873	83.6837%	Fecal		CFU/100 mL	200	283.2	86400	-	3,018.2
5439000	10/1/1998	2.9	2.9	0.2020	0.62	9873	83.6837%	Fecal		CFU/100 mL	200	283.2	86400	-	3,018.2
5439000	11/21/1999	2.9	2.9	0.2020	0.62	9873	83.6837%	Fecal		CFU/100 mL	200	283.2	86400	-	3,018.2
5439000	7/20/2001	2.9	2.9	0.2020	0.62	9873	83.6837%	Fecal		CFU/100 mL	200	283.2	86400	-	3,018.2
5439000	1/4/2004	2.9	2.9	0.2020	0.62	9873	83.6837%	Fecal		CFU/100 mL	200	283.2	86400	-	3,018.2
5439000	8/19/2005	2.9	2.9	0.2020	0.62	9873	83.6837%	Fecal		CFU/100 mL	200	283.2	86400	-	3,018.2
5439000	8/26/2013	2.89	2.89	0.2020	0.61	9889	83.8193%	Fecal		CFU/100 mL	200	283.2	86400	-	3,008.3
5439000	8/21/2018	2.89	2.89	0.2020	0.61	9889	83.8193%	Fecal		CFU/100 mL	200	283.2	86400	-	3,008.3
5439000	8/3/2003	2.88	2.88	0.2020	0.61	9891	83.8362%	Fecal		CFU/100 mL	200	283.2	86400	-	2,998.4
5439000	8/9/2019	2.88	2.88	0.2020	0.61	9891	83.8362%	Fecal		CFU/100 mL	200	283.2	86400	-	2,998.4
5439000	11/9/2006	2.86	2.86	0.2020	0.61	9893	83.8532%	Fecal		CFU/100 mL	200	283.2	86400	-	2,978.7
5439000	7/28/2003	2.85	2.85	0.2020	0.61	9894	83.8617%	Fecal		CFU/100 mL	200	283.2	86400	-	2,968.8
5439000	9/15/2015	2.85	2.85	0.2020	0.61	9894	83.8617%	Fecal		CFU/100 mL	200	283.2	86400	-	2,968.8
5439000	8/20/2021	2.85	2.85	0.2020	0.61	9894	83.8617%	Fecal		CFU/100 mL	200	283.2	86400	-	2,968.8
5439000	11/11/2002	2.84	2.84	0.2020	0.60	9897	83.8871%	Fecal		CFU/100 mL	200	283.2	86400	-	2,958.9
5439000	8/28/2004	2.84	2.84	0.2020	0.60	9897	83.8871%	Fecal		CFU/100 mL	200	283.2	86400	-	2,958.9
5439000	12/7/2021	2.84	2.84	0.2020	0.60	9897	83.8871%	Fecal		CFU/100 mL	200	283.2	86400	-	2,958.9
5439000	10/1/2001	2.83	2.83	0.2020	0.60	9900	83.9125%	Fecal		CFU/100 mL	200	283.2	86400	-	2,949.0
5439000	11/10/2002	2.83	2.83	0.2020	0.60	9900	83.9125%	Fecal		CFU/100 mL	200	283.2	86400	-	2,949.0
5439000	6/28/2005	2.83	2.83	0.2020	0.60	9900	83.9125%	Fecal		CFU/100 mL	200	283.2	86400	-	2,949.0
5439000	7/4/2012	2.83	2.83	0.2020	0.60	9900	83.9125%	Fecal		CFU/100 mL	200	283.2	86400	-	2,949.0
5439000	1/15/2013	2.83	2.83	0.2020	0.60	9900	83.9125%	Fecal		CFU/100 mL	200	283.2	86400	-	2,949.0
5439000	9/17/2015	2.83	2.83	0.2020	0.60	9900	83.9125%	Fecal		CFU/100 mL	200	283.2	86400	-	2,949.0
5439000	8/16/2020	2.83	2.83	0.2020	0.60	9900	83.9125%	Fecal		CFU/100 mL	200	283.2	86400	-	2,949.0
5439000	11/13/2013	2.82	2.82	0.2020	0.60	9907	83.9719%	Fecal		CFU/100 mL	200	283.2	86400	-	2,939.1
5439000	9/29/2020	2.82	2.82	0.2020	0.60	9907	83.9719%	Fecal		CFU/100 mL	200	283.2	86400	-	2,939.1
5439000	12/22/2013	2.81	2.81	0.2020	0.60	9909	83.9888%	Fecal		CFU/100 mL	200	283.2	86400	-	2,929.2
5439000	8/24/2020	2.81	2.81	0.2020	0.60	9909	83.9888%	Fecal		CFU/100 mL	200	283.2	86400	-	2,929.2
5439000	8/5/1991	2.8	2.8	0.2020	0.60	9911	84.0058%	Fecal		CFU/100 mL	200	283.2	86400	-	2,919.3
5439000	9/20/1991	2.8	2.8	0.2020	0.60	9911	84.0058%	Fecal		CFU/100 mL	200	283.2	86400	-	2,919.3
5439000	8/23/1995	2.8	2.8	0.2020	0.60	9911	84.0058%	Fecal		CFU/100 mL	200	283.2	86400	-	2,919.3
5439000	10/21/1995	2.8	2.8	0.2020	0.60	9911	84.0058%	Fecal		CFU/100 mL	200	283.2	86400	-	2,919.3
5439000	2/2/1996	2.8	2.8	0.2020	0.60	9911	84.0058%	Fecal		CFU/100 mL	200	283.2	86400	-	2,919.3
5439000	10/14/1996	2.8	2.8	0.2020	0.60	9911	84.0058%	Fecal		CFU/100 mL	200	283.2	86400	-	2,919.3
5439000	11/27/1996	2.8	2.8	0.2020	0.60	9911	84.0058%	Fecal		CFU/100 mL	200	283.2	86400	-	2,919.3
5439000	8/31/1998	2.8	2.8	0.2020	0.60	9911	84.0058%	Fecal		CFU/100 mL	200	283.2	86400	-	2,919.3
5439000	11/29/1999	2.8	2.8	0.2020	0.60	9911	84.0058%	Fecal		CFU/100 mL	200	283.2	86400	-	2,919.3
5439000	8/27/2000	2.8	2.8	0.2020	0.60	9911	84.0058%	Fecal		CFU/100 mL	200	283.2	86400	-	2,919.3
5439000	10/13/2013	2.8	2.8	0.2020	0.60	9911	84.0058%	Fecal		CFU/100 mL	200	283.2	86400	-	2,919.3
5439000	9/22/2020	2.8	2.8	0.2020	0.60	9911	84.0058%	Fecal		CFU/100 mL	200	283.2	86400	-	2,919.3
5439000	4/1/2003	2.79	2.79	0.2020	0.59	9923	84.1075%	Fecal		CFU/100 mL	200	283.2	86400	-	2,909.5
5439000	12/5/2003	2.79	2.79	0.2020	0.59	9923	84.1075%	Fecal		CFU/100 mL	200	283.2	86400	-	2,909.5
5439000	8/6/2013	2.79	2.79	0.2020	0.59	9923	84.1075%	Fecal		CFU/100 mL	200	283.2	86400	-	2,909.5
5439000	11/21/2003	2.78	2.78	0.2020	0.59	9926	84.1329%	Fecal		CFU/100 mL	200	283.2	86400	-	2,899.6
5439000	7/28/2004	2.78	2.78	0.2020	0.59	9926	84.1329%	Fecal		CFU/100 mL	200	283.2	86400	-	2,899.6
5439000	9/24/2010	2.78	2.78	0.2020	0.59	9926	84.1329%	Fecal		CFU/100 mL	200	283.2	86400	-	2,899.6
5439000	12/5/2010	2.78	2.78	0.2020	0.59	9926	84.1329%	Fecal		CFU/100 mL	200	283.2	86400	-	2,899.6
5439000	8/11/2016	2.78	2.78	0.2020	0.59	9926	84.1329%	Fecal		CFU/100 mL	200	283.2	86400	-	2,899.6
5439000	8/13/2018	2.78	2.78	0.2020	0.59	9926	84.1329%	Fecal		CFU/100 mL	200	283.2	86400	-	2,899.6
5439000	8/19/2018	2.78	2.78	0.2020	0.59	9926	84.1329%	Fecal		CFU/100 mL	200	283.2	86400	-	2,899.6
5439000	8/17/2018	2.75	2.75	0.2020	0.59	9933	84.1922%	Fecal		CFU/100 mL	200	283.2	86400	-	2,869.9
5439000	8/16/2018	2.74	2.74	0.2020	0.58	9934	84.2007%	Fecal		CFU/100 mL	200	283.2	86400	-	2,860.0
5439000	8/18/2018	2.74	2.74	0.2020	0.58	9934	84.2007%	Fecal		CFU/100 mL	200	283.2	86400	-	2,860.0
5439000	11/7/2002	2.73	2.73	0.2020	0.58	9936	84.2177%	Fecal		CFU/100 mL	200	283.2	86400	-	2,850.1
5439000	9/3/2011	2.73	2.73	0.2020	0.58	9936	84.2177%	Fecal		CFU/100 mL	200	283.2	86400	-	2,850.1
5439000	7/18/2006	2.72	2.72	0.2020	0.58	9938	84.2346%	Fecal		CFU/100 mL	200	283.2	86400	-	2,840.3
5439000	9/10/2008	2.72	2.72	0.2020	0.58	9938	84.2346%	Fecal		CFU/100 mL	200	283.2	86400	-	2,840.3
5439000	9/27/2015	2.72	2.72	0.2020	0.58	9938	84.2346%	Fecal		CFU/100 mL	200	283.2	86400	-	2,840.3
5439000	1/4/2006	2.71	2.71	0.2020	0.58	9941	84.2600%	Fecal		CFU/100 mL	200	283.2	86400	-	2,830.4
5439000	8/20/2018	2.71	2.71	0.2020	0.58	9941	84.2600%	Fecal		CFU/100 mL	200	283.2	86400	-	2,830.4
5439000	9/14/2018	2.71	2.71	0.2020	0.58	9941	84.2600%	Fecal		CFU/100 mL	200	283.2	86400	-	2,830.4
5439000	7/31/1991	2.7	2.7	0.2020	0.58	9944	84.2855%	Fecal		CFU/100 mL	200	283.2	86400	-	2,820.5
5439000	8/4/1991	2.7	2.7	0.2020	0.58	9944	84.2855%	Fecal		CFU/100 mL	200	283.2	86400	-	2,820.5
5439000	8/20/1991	2.7	2.7	0.2020	0.58	9944	84.2855%	Fecal		CFU/100 mL	200	283.2	86400	-	2,820.5
5439000	10/15/1991	2.7	2.7	0.2020	0.58	9944	84.2855%	Fecal		CFU/100 mL	200	283.2	86400	-	2,820.5
5439000	10/22/1991	2.7	2.7	0.2020	0.58	9944	84.2855%	Fecal		CFU/100 mL	200	283.2	86400	-	2,820.5
5439000	9/6/1992	2.7	2.7	0.2020	0.58	9944	84.2855%	Fecal		CFU/100 mL	200	283.2	86400	-	2,820.5
5439000	9/7/1992	2.7	2.7	0.2020	0.58	9944	84.2855%	Fecal		CFU/100 mL	200	283.2	86400	-	2,820.5
5439000	10/22/1995	2.7	2.7	0.2020	0.58	9944	84.2855%	Fecal		CFU/100 mL	200	283.2	86400	-	2,820.5
5439000	10/26/1995	2.7	2.7	0.2020	0.58	9944	84.2855%	Fecal		CFU/100 mL	200	283.2	86400	-	2,820.5
5439000	10/10/1996	2.7	2.7	0.2020	0.58	9944	84.2855%	Fecal		CFU/100 mL	200	283.2	86400	-	2,820.5
5439000	10/26/1996	2.7	2.7	0.2020	0.58	9944	84.2855%	Fecal		CFU/100 mL	200	283.2	86400	-	2,820.5
5439000	10/27/1996	2.7	2.7	0.2020	0.58	9944	84.2855%	Fecal		CFU/100 mL	200	283.2	86400	-	2,820.5
5439000	11/25/1996	2.7	2.7	0.2020	0.58	9944	84.2855%	Fecal		CFU/100 mL	200	283.2	86400	-	2,820.5
5439000	1/17/2004	2.7	2.7	0.2020	0.58	9944	84.2855%	Fecal		CFU/100 mL	200	283.2	86400	-	2,820.5
5439000	9/2/1994	2.69	2.69	0.2020	0.57	9958	84.4041%	Fecal		CFU/100 mL	200	283.2	86400	-	2,810.6
5439000	11/24/2004	2.69	2.69	0.2020	0.57	9958	84.4041%	Fecal		CFU/100 mL	200	283.2	86400	-	2,810.6
5439000	11/29/2005	2.69	2.69	0.2020	0.57	9958	84.4041%	Fecal		CFU/100 mL	200	283.2	86400	-	2,810.6
5439000	11/22/2006	2.69	2.69	0.2020	0.57	9958	84.4041%	Fecal		CFU/100 mL	200	283.2	86400	-	2,810.6
5439000	9/18/2009	2.69	2.69	0.2020	0.57	9958	84.4041%	Fecal		CFU/100 mL	200	283.2	86400	-	2,810.6
5439000	10/12/2014	2.69	2.69	0.2020	0.57	9958	84.4041%	Fecal		CFU/100 mL	200	283.2	86400	-	2,810.6
5439000	8/29/2002	2.68	2.68	0.2020	0.57	9964	84.4550%	Fecal		CFU/100 mL	200	283.2	86400	-	2,800.7
5439000	11/7/2004	2.68	2.68	0.2020	0.57	9964	84.4550%	Fecal		CFU/100 mL	200	283.2	86400	-	2,800.7
5439000	9/23/2014	2.68	2.68	0.2020	0.57	9964	84.4550%	Fecal		CFU/100 mL	200	283.2	86400	-	2,800.7
5439000	8/14/2018	2.68	2.68	0.2020	0.57	9964	84.4550%	Fecal		CFU/100 mL	200	283.2	86400	-	2,800.7
5439000	10/6/2002	2.67	2.67	0.2020	0.57	9968	84.4889%	Fecal		CFU/100 mL	200	283.2	86400	-	2,790.8
5439000	10/17/2021	2.67	2.67	0.2020	0.57	9968	84.4889%	Fecal		CFU/100 mL	200	283.2	86400	-	2,790.8
5439000	7/17/2002	2.65	2.65	0.2020	0.57	9970	84.5058%	Fecal		CFU/100 mL	200	283.2	86400	-	2,771.1
5439000	8/6/2012	2.65	2.65	0.2020	0.57	9970	84.5058%	Fecal		CFU/100 mL	200	283.2	86400	-	2,771.1
5439000	9/16/2013	2.65	2.65	0.2020	0.57	9970	84.5058%	Fecal		CFU/100 mL	200	283.2	86400	-	2,771.1
5439000	9/6/1994	2.64	2.64	0.2020	0.56	9973	84.5313%	Fecal		CFU/100 mL	200	283.2	86400	-	2,761.2
5439000	8/21/2021	2.64	2.64	0.2020	0.56	9973	84.5313%	Fecal		CFU/100 mL	200	283.2	86400	-	2,761.2
5439000	11/21/2004	2.63	2.63	0.2020	0.56	9975	84.5482%	Fecal		CFU/100 mL	200	283.2	86400	-	2,751.3
5439000	7/20/2005	2.63	2.63	0.2020	0.56	9975	84.5482%	Fecal		CFU/100 mL	200	283.2	86400	-	2,751.3
5439000	9/29/2009	2.62	2.62	0.2020	0.56	9977	84.5652%	Fecal		CFU/100 mL	200	283.2	86400	-	2,741.4
5439000	9/28/2015	2.62	2.62	0.2020	0.56	9977	84.5652%	Fecal		CFU/100 mL	200	283.2	86400	-	2,741.4
5439000	8/15/2016	2.62	2.62	0.2020	0.56	9977	84.5652%	Fecal		CFU/100 mL	200	283.2	86400	-	2,741.4
5439000	8/16/1992	2.6	2.6	0.2020	0.56	9980	84.5906%	Fecal		CFU/100 mL	200	283.2	86400	-	2,721.6
5439000	8/7/1994	2.6	2.6	0.2020	0.56	9980	84.5906%	Fecal		CFU/100 mL	200	283.2	86400	-	2,721.6
5439000	10/9/1996	2.6	2.6	0.2020	0.56	9980	84.5906%	Fecal		CFU/100 mL	200	283.2	86400	-	2,721.6
5439000	11/7/1997	2.6	2.6	0.2020	0.56	9980	84.5906%	Fecal		CFU/100 mL	200	283.2	86400	-	2,721.6
5439000	12/25/1997	2.6	2.6	0.2020	0.56	9980	84.5906%	Fecal		CFU/100 mL	200	283.2	86400	-	2,721.6
5439000	9/7/1998	2.6	2.6	0.2020	0.56	9980	84.5906%	Fecal		CFU/100 mL	200	283.2	86400	-	2,721.6
5439000	10/12/1998	2.6	2.6	0.2020	0.56	9980	84.5906%	Fecal		CFU/100 mL	200	283.2	86400	-	2,721.6
5439000	12/2/1999	2.6	2.6	0.2020	0.56	9980	84.5906%	Fecal		CFU/100 mL	200	283.2	86400	-	2,721.6
5439000	7/17/2001	2.6	2.6	0.2020	0.56	9980	84.5906%	Fecal		CFU/100 mL	200	283.2	86400	-	2,721.6
5439000	10/4/2013	2.6	2.6	0.2020	0.56	9980	84.5906%	Fecal		CFU/100 mL	200	283.2	86400	-	2,721.6
5439000	8/24/2019	2.6	2.6	0.2020	0.56	9980	84.5906%	Fecal		CFU/100 mL	200	283.2	86400	-	2,721.6
5439000	8/14/2020	2.6	2.6	0.2020	0.56	9980	84.5906%	Fecal		CFU/100 mL	200	283.2	86400	-	2,721.6
5439000	8/4/2003	2.59	2.59	0.2020	0.55	9992	84.6923%	Fecal		CFU/100 mL	200	283.2	86400	-	2,711.7
5439000	11/23/2006	2.59	2.59	0.2020	0.55	9992	84.6923%	Fecal		CFU/100 mL	200	283.2	86400	-	2,711.7
5439000	7/10/2012	2.59	2.59	0.2020	0.55	9992	84.6923%	Fecal		CFU/100 mL	200	283.2	86400	-	2,711.7
5439000	8/25/2020	2.59	2.59	0.2020	0.55	9992	84.6923%	Fecal		CFU/100 mL	200	283.2	86400	-	2,711.7
5439000	11/9/2002	2.58	2.58	0.2020	0.55	9996	84.7262%	Fecal		CFU/100 mL	200	283.2	86400	-	2,701.9
5439000	8/26/2020	2.58	2.58	0.2020	0.55	9996	84.7262%	Fecal		CFU/100 mL	200	283.2	86400	-	2,701.9
5439000	10/6/2013	2.57	2.57	0.2020	0.55	9998	84.7432%	Fecal		CFU/100 mL	200	283.2	86400	-	2,692.0
5439000	8/25/2021	2.57	2.57	0.2020	0.55	9998	84.7432%	Fecal		CFU/100 mL	200	283.2	86400	-	2,692.0
5439000	10/2/2001	2.56	2.56	0.2020	0.55	10000	84.7601%	Fecal		CFU/100 mL	200	283.2	86400	-	2,682.1

Gage ID	Date	Discharge (CFS)	Gage Discharge (less Surrogate NPDES) (CFS)	Watershed Area Ratio	Calculated flow (CFS)	Rank	Flow Exceedance %	Parameter	Results	Units (mg or micro_gram	Limit/Standard	100mL/CF	sec/day	Actual Load (million colonies/day)	Allowable Load (million colonies/day)
5439000	11/17/2003	2.56	2.56	0.2020	0.55	10000	84.7601%	Fecal		CFU/100 mL	200	283.2	86400	-	2,682.1
5439000	12/21/2013	2.56	2.56	0.2020	0.55	10000	84.7601%	Fecal		CFU/100 mL	200	283.2	86400	-	2,682.1
5439000	7/27/2006	2.55	2.55	0.2020	0.55	10003	84.7856%	Fecal		CFU/100 mL	200	283.2	86400	-	2,672.2
5439000	10/2/2015	2.55	2.55	0.2020	0.55	10003	84.7856%	Fecal		CFU/100 mL	200	283.2	86400	-	2,672.2
5439000	8/28/2020	2.55	2.55	0.2020	0.55	10003	84.7856%	Fecal		CFU/100 mL	200	283.2	86400	-	2,672.2
5439000	7/27/2002	2.54	2.54	0.2020	0.54	10006	84.8110%	Fecal		CFU/100 mL	200	283.2	86400	-	2,662.3
5439000	11/8/2002	2.54	2.54	0.2020	0.54	10006	84.8110%	Fecal		CFU/100 mL	200	283.2	86400	-	2,662.3
5439000	8/13/2008	2.54	2.54	0.2020	0.54	10006	84.8110%	Fecal		CFU/100 mL	200	283.2	86400	-	2,662.3
5439000	8/14/2012	2.54	2.54	0.2020	0.54	10006	84.8110%	Fecal		CFU/100 mL	200	283.2	86400	-	2,662.3
5439000	1/9/2004	2.53	2.53	0.2020	0.54	10010	84.8449%	Fecal		CFU/100 mL	200	283.2	86400	-	2,652.4
5439000	11/25/2006	2.53	2.53	0.2020	0.54	10010	84.8449%	Fecal		CFU/100 mL	200	283.2	86400	-	2,652.4
5439000	10/17/2013	2.52	2.52	0.2020	0.54	10012	84.8618%	Fecal		CFU/100 mL	200	283.2	86400	-	2,642.5
5439000	4/22/2003	2.51	2.51	0.2020	0.54	10013	84.8703%	Fecal		CFU/100 mL	200	283.2	86400	-	2,632.7
5439000	9/7/2015	2.51	2.51	0.2020	0.54	10013	84.8703%	Fecal		CFU/100 mL	200	283.2	86400	-	2,632.7
5439000	8/10/2019	2.51	2.51	0.2020	0.54	10013	84.8703%	Fecal		CFU/100 mL	200	283.2	86400	-	2,632.7
5439000	8/15/2020	2.51	2.51	0.2020	0.54	10013	84.8703%	Fecal		CFU/100 mL	200	283.2	86400	-	2,632.7
5439000	8/27/2021	2.51	2.51	0.2020	0.54	10013	84.8703%	Fecal		CFU/100 mL	200	283.2	86400	-	2,632.7
5439000	9/11/1991	2.5	2.5	0.2020	0.54	10018	84.9127%	Fecal		CFU/100 mL	200	283.2	86400	-	2,622.8
5439000	9/30/1991	2.5	2.5	0.2020	0.54	10018	84.9127%	Fecal		CFU/100 mL	200	283.2	86400	-	2,622.8
5439000	10/17/1991	2.5	2.5	0.2020	0.54	10018	84.9127%	Fecal		CFU/100 mL	200	283.2	86400	-	2,622.8
5439000	8/11/1995	2.5	2.5	0.2020	0.54	10018	84.9127%	Fecal		CFU/100 mL	200	283.2	86400	-	2,622.8
5439000	8/24/1995	2.5	2.5	0.2020	0.54	10018	84.9127%	Fecal		CFU/100 mL	200	283.2	86400	-	2,622.8
5439000	9/20/1995	2.5	2.5	0.2020	0.54	10018	84.9127%	Fecal		CFU/100 mL	200	283.2	86400	-	2,622.8
5439000	10/7/1996	2.5	2.5	0.2020	0.54	10018	84.9127%	Fecal		CFU/100 mL	200	283.2	86400	-	2,622.8
5439000	10/28/1996	2.5	2.5	0.2020	0.54	10018	84.9127%	Fecal		CFU/100 mL	200	283.2	86400	-	2,622.8
5439000	11/28/1996	2.5	2.5	0.2020	0.54	10018	84.9127%	Fecal		CFU/100 mL	200	283.2	86400	-	2,622.8
5439000	8/13/1998	2.5	2.5	0.2020	0.54	10018	84.9127%	Fecal		CFU/100 mL	200	283.2	86400	-	2,622.8
5439000	10/13/1998	2.5	2.5	0.2020	0.54	10018	84.9127%	Fecal		CFU/100 mL	200	283.2	86400	-	2,622.8
5439000	10/16/1998	2.5	2.5	0.2020	0.54	10018	84.9127%	Fecal		CFU/100 mL	200	283.2	86400	-	2,622.8
5439000	9/9/2012	2.5	2.5	0.2020	0.54	10018	84.9127%	Fecal		CFU/100 mL	200	283.2	86400	-	2,622.8
5439000	11/24/2013	2.5	2.5	0.2020	0.54	10018	84.9127%	Fecal		CFU/100 mL	200	283.2	86400	-	2,622.8
5439000	7/31/2002	2.49	2.49	0.2020	0.53	10032	85.0314%	Fecal		CFU/100 mL	200	283.2	86400	-	2,612.9
5439000	10/28/2012	2.49	2.49	0.2020	0.53	10032	85.0314%	Fecal		CFU/100 mL	200	283.2	86400	-	2,612.9
5439000	12/24/2013	2.49	2.49	0.2020	0.53	10032	85.0314%	Fecal		CFU/100 mL	200	283.2	86400	-	2,612.9
5439000	9/6/2015	2.49	2.49	0.2020	0.53	10032	85.0314%	Fecal		CFU/100 mL	200	283.2	86400	-	2,612.9
5439000	9/1/2017	2.49	2.49	0.2020	0.53	10032	85.0314%	Fecal		CFU/100 mL	200	283.2	86400	-	2,612.9
5439000	10/3/2021	2.49	2.49	0.2020	0.53	10032	85.0314%	Fecal		CFU/100 mL	200	283.2	86400	-	2,612.9
5439000	12/24/2012	2.48	2.48	0.2020	0.53	10038	85.0822%	Fecal		CFU/100 mL	200	283.2	86400	-	2,603.0
5439000	6/29/2005	2.47	2.47	0.2020	0.53	10039	85.0907%	Fecal		CFU/100 mL	200	283.2	86400	-	2,593.1
5439000	9/29/2015	2.47	2.47	0.2020	0.53	10039	85.0907%	Fecal		CFU/100 mL	200	283.2	86400	-	2,593.1
5439000	8/22/2021	2.47	2.47	0.2020	0.53	10039	85.0907%	Fecal		CFU/100 mL	200	283.2	86400	-	2,593.1
5439000	9/4/1994	2.46	2.46	0.2020	0.53	10042	85.1161%	Fecal		CFU/100 mL	200	283.2	86400	-	2,583.2
5439000	7/18/2002	2.46	2.46	0.2020	0.53	10042	85.1161%	Fecal		CFU/100 mL	200	283.2	86400	-	2,583.2
5439000	10/18/2013	2.46	2.46	0.2020	0.53	10042	85.1161%	Fecal		CFU/100 mL	200	283.2	86400	-	2,583.2
5439000	8/26/2021	2.46	2.46	0.2020	0.53	10042	85.1161%	Fecal		CFU/100 mL	200	283.2	86400	-	2,583.2
5439000	11/7/2003	2.45	2.45	0.2020	0.53	10046	85.1500%	Fecal		CFU/100 mL	200	283.2	86400	-	2,573.3
5439000	7/11/2012	2.45	2.45	0.2020	0.53	10046	85.1500%	Fecal		CFU/100 mL	200	283.2	86400	-	2,573.3
5439000	9/4/2012	2.45	2.45	0.2020	0.53	10046	85.1500%	Fecal		CFU/100 mL	200	283.2	86400	-	2,573.3
5439000	8/26/2015	2.45	2.45	0.2020	0.53	10046	85.1500%	Fecal		CFU/100 mL	200	283.2	86400	-	2,573.3
5439000	9/23/2020	2.45	2.45	0.2020	0.53	10046	85.1500%	Fecal		CFU/100 mL	200	283.2	86400	-	2,573.3
5439000	9/25/2006	2.44	2.44	0.2020	0.52	10051	85.1924%	Fecal		CFU/100 mL	200	283.2	86400	-	2,563.5
5439000	8/27/2020	2.44	2.44	0.2020	0.52	10051	85.1924%	Fecal		CFU/100 mL	200	283.2	86400	-	2,563.5
5439000	8/29/2020	2.44	2.44	0.2020	0.52	10051	85.1924%	Fecal		CFU/100 mL	200	283.2	86400	-	2,563.5
5439000	12/20/2002	2.43	2.43	0.2020	0.52	10054	85.2178%	Fecal		CFU/100 mL	200	283.2	86400	-	2,553.6
5439000	7/26/2012	2.43	2.43	0.2020	0.52	10054	85.2178%	Fecal		CFU/100 mL	200	283.2	86400	-	2,553.6
5439000	11/22/2003	2.42	2.42	0.2020	0.52	10056	85.2348%	Fecal		CFU/100 mL	200	283.2	86400	-	2,543.7
5439000	8/13/2013	2.42	2.42	0.2020	0.52	10056	85.2348%	Fecal		CFU/100 mL	200	283.2	86400	-	2,543.7
5439000	9/15/2016	2.42	2.42	0.2020	0.52	10056	85.2348%	Fecal		CFU/100 mL	200	283.2	86400	-	2,543.7
5439000	8/7/2002	2.41	2.41	0.2020	0.52	10059	85.2602%	Fecal		CFU/100 mL	200	283.2	86400	-	2,533.8
5439000	8/13/2005	2.41	2.41	0.2020	0.52	10059	85.2602%	Fecal		CFU/100 mL	200	283.2	86400	-	2,533.8
5439000	8/18/1991	2.4	2.4	0.2020	0.52	10061	85.2772%	Fecal		CFU/100 mL	200	283.2	86400	-	2,523.9
5439000	10/16/1991	2.4	2.4	0.2020	0.52	10061	85.2772%	Fecal		CFU/100 mL	200	283.2	86400	-	2,523.9
5439000	8/9/1995	2.4	2.4	0.2020	0.52	10061	85.2772%	Fecal		CFU/100 mL	200	283.2	86400	-	2,523.9
5439000	10/8/1996	2.4	2.4	0.2020	0.52	10061	85.2772%	Fecal		CFU/100 mL	200	283.2	86400	-	2,523.9
5439000	10/14/1997	2.4	2.4	0.2020	0.52	10061	85.2772%	Fecal		CFU/100 mL	200	283.2	86400	-	2,523.9
5439000	10/17/1997	2.4	2.4	0.2020	0.52	10061	85.2772%	Fecal		CFU/100 mL	200	283.2	86400	-	2,523.9
5439000	10/30/1997	2.4	2.4	0.2020	0.52	10061	85.2772%	Fecal		CFU/100 mL	200	283.2	86400	-	2,523.9
5439000	10/31/1997	2.4	2.4	0.2020	0.52	10061	85.2772%	Fecal		CFU/100 mL	200	283.2	86400	-	2,523.9
5439000	9/4/1998	2.4	2.4	0.2020	0.52	10061	85.2772%	Fecal		CFU/100 mL	200	283.2	86400	-	2,523.9
5439000	11/30/1999	2.4	2.4	0.2020	0.52	10061	85.2772%	Fecal		CFU/100 mL	200	283.2	86400	-	2,523.9
5439000	12/1/1999	2.4	2.4	0.2020	0.52	10061	85.2772%	Fecal		CFU/100 mL	200	283.2	86400	-	2,523.9
5439000	7/22/2001	2.4	2.4	0.2020	0.52	10061	85.2772%	Fecal		CFU/100 mL	200	283.2	86400	-	2,523.9
5439000	1/5/2004	2.4	2.4	0.2020	0.52	10061	85.2772%	Fecal		CFU/100 mL	200	283.2	86400	-	2,523.9
5439000	7/29/2004	2.4	2.4	0.2020	0.52	10061	85.2772%	Fecal		CFU/100 mL	200	283.2	86400	-	2,523.9
5439000	12/11/2010	2.4	2.4	0.2020	0.52	10061	85.2772%	Fecal		CFU/100 mL	200	283.2	86400	-	2,523.9
5439000	9/22/2012	2.4	2.4	0.2020	0.52	10061	85.2772%	Fecal		CFU/100 mL	200	283.2	86400	-	2,523.9
5439000	8/22/2018	2.4	2.4	0.2020	0.52	10061	85.2772%	Fecal		CFU/100 mL	200	283.2	86400	-	2,523.9
5439000	9/22/2002	2.38	2.38	0.2020	0.51	10078	85.4213%	Fecal		CFU/100 mL	200	283.2	86400	-	2,504.1
5439000	8/25/2015	2.38	2.38	0.2020	0.51	10078	85.4213%	Fecal		CFU/100 mL	200	283.2	86400	-	2,504.1
5439000	10/26/2015	2.38	2.38	0.2020	0.51	10078	85.4213%	Fecal		CFU/100 mL	200	283.2	86400	-	2,504.1
5439000	11/23/2003	2.37	2.37	0.2020	0.51	10081	85.4467%	Fecal		CFU/100 mL	200	283.2	86400	-	2,494.3
5439000	7/26/2005	2.37	2.37	0.2020	0.51	10081	85.4467%	Fecal		CFU/100 mL	200	283.2	86400	-	2,494.3
5439000	1/16/2013	2.37	2.37	0.2020	0.51	10081	85.4467%	Fecal		CFU/100 mL	200	283.2	86400	-	2,494.3
5439000	8/23/2021	2.37	2.37	0.2020	0.51	10081	85.4467%	Fecal		CFU/100 mL	200	283.2	86400	-	2,494.3
5439000	8/24/2021	2.37	2.37	0.2020	0.51	10081	85.4467%	Fecal		CFU/100 mL	200	283.2	86400	-	2,494.3
5439000	7/20/2002	2.36	2.36	0.2020	0.51	10086	85.4891%	Fecal		CFU/100 mL	200	283.2	86400	-	2,484.4
5439000	8/10/2013	2.36	2.36	0.2020	0.51	10086	85.4891%	Fecal		CFU/100 mL	200	283.2	86400	-	2,484.4
5439000	9/30/2015	2.35	2.35	0.2020	0.51	10088	85.5060%	Fecal		CFU/100 mL	200	283.2	86400	-	2,474.5
5439000	9/1/2020	2.35	2.35	0.2020	0.51	10088	85.5060%	Fecal		CFU/100 mL	200	283.2	86400	-	2,474.5
5439000	10/15/2003	2.34	2.34	0.2020	0.50	10090	85.5230%	Fecal		CFU/100 mL	200	283.2	86400	-	2,464.6
5439000	8/15/2018	2.33	2.33	0.2020	0.50	10091	85.5314%	Fecal		CFU/100 mL	200	283.2	86400	-	2,454.7
5439000	9/11/1994	2.32	2.32	0.2020	0.50	10092	85.5399%	Fecal		CFU/100 mL	200	283.2	86400	-	2,444.8
5439000	11/5/2002	2.32	2.32	0.2020	0.50	10092	85.5399%	Fecal		CFU/100 mL	200	283.2	86400	-	2,444.8
5439000	1/18/2014	2.32	2.32	0.2020	0.50	10092	85.5399%	Fecal		CFU/100 mL	200	283.2	86400	-	2,444.8
5439000	2/18/2014	2.32	2.32	0.2020	0.50	10092	85.5399%	Fecal		CFU/100 mL	200	283.2	86400	-	2,444.8
5439000	3/31/2003	2.31	2.31	0.2020	0.50	10096	85.5738%	Fecal		CFU/100 mL	200	283.2	86400	-	2,435.0
5439000	8/25/2004	2.31	2.31	0.2020	0.50	10096	85.5738%	Fecal		CFU/100 mL	200	283.2	86400	-	2,435.0
5439000	12/6/2010	2.31	2.31	0.2020	0.50	10096	85.5738%	Fecal		CFU/100 mL	200	283.2	86400	-	2,435.0
5439000	8/15/1991	2.3	2.3	0.2020	0.50	10099	85.5993%	Fecal		CFU/100 mL	200	283.2	86400	-	2,425.1
5439000	8/21/1991	2.3	2.3	0.2020	0.50	10099	85.5993%	Fecal		CFU/100 mL	200	283.2	86400	-	2,425.1
5439000	9/8/1991	2.3	2.3	0.2020	0.50	10099	85.5993%	Fecal		CFU/100 mL	200	283.2	86400	-	2,425.1
5439000	10/1/1991	2.3	2.3	0.2020	0.50	10099	85.5993%	Fecal		CFU/100 mL	200	283.2	86400	-	2,425.1
5439000	2/3/1996	2.3	2.3	0.2020	0.50	10099	85.5993%	Fecal		CFU/100 mL	200	283.2	86400	-	2,425.1
5439000	11/3/1997	2.3	2.3	0.2020	0.50	10099	85.5993%	Fecal		CFU/100 mL	200	283.2	86400	-	2,425.1
5439000	8/3/1998	2.3	2.3	0.2020	0.50	10099	85.5993%	Fecal		CFU/100 mL	200	283.2	86400	-	2,425.1
5439000	9/1/1998	2.3	2.3	0.2020	0.50	10099	85.5993%	Fecal		CFU/100 mL	200	283.2	86400	-	2,425.1
5439000	9/3/2000	2.3	2.3	0.2020	0.50	10099	85.5993%	Fecal		CFU/100 mL	200	283.2	86400	-	2,425.1
5439000	9/4/2000	2.3	2.3	0.2020	0.50	10099	85.5993%	Fecal		CFU/100 mL	200	283.2	86400	-	2,425.1
5439000	9/5/2000	2.3	2.3	0.2020	0.50	10099	85.5993%	Fecal		CFU/100 mL	200	283.2	86400	-	2,425.1
5439000	7/21/2001	2.3	2.3	0.2020	0.50	10099	85.5993%	Fecal		CFU/100 mL	200	283.2	86400	-	2,425.1
5439000	8/6/2001	2.3	2.3	0.2020	0.50	10099	85.5993%	Fecal		CFU/100 mL	200	283.2	86400	-	2,425.1
5439000	7/25/2006	2.29	2.29	0.2020	0.49	10112	85.7094%	Fecal		CFU/100 mL	200	283.2	86400	-	2,415.2
5439000	12/6/2003	2.28	2.28	0.2020	0.49	10113	85.7179%	Fecal		CFU/100 mL	200	283.2	86400	-	2,405.3
5439000	8/19/2004	2.28	2.28	0.2020	0.49	10113	85.7179%	Fecal		CFU/100 mL	200	283.2	86400	-	2,405.3
5439000	11/14/2010	2.28	2.28	0.2020	0.49	10113	85.7179%	Fecal		CFU/100 mL	200	283.2	86400	-	2,405.3
5439000	11/14/2013	2.28	2.28	0.2020	0.49	10113	85.7179%	Fecal		CFU/100 mL	200	283.2	86400	-	2,405.3
5439000	8/31/2020	2.28	2.28	0.2020	0.49	10113	85.7179%	Fecal		CFU/100 mL	200	283.2	86400	-	2,405.3
5439000	9/19/2006	2.27	2.27	0.2020	0.49	10118	85.7603%	Fecal		CFU/100 mL	200	283.2	86400	-	2,395.4
5439000	11/26/2006	2.27	2.27	0.2020	0.49	10118	85.7603%	Fecal		CFU/100 mL	200	283.2	86400	-	2,395.4
5439000	11/13/2010	2.27	2.27	0.2020	0.49	10118	85.7603%	Fecal		CFU/100 mL	200	283.2	86400	-	2,395.4
5439000	10/1/2015	2.26	2.26	0.2020	0.49	10121	85.7857%	Fecal		CFU/100 mL	200	283.2	86400	-	2,385.5
5439000	8/7/2004	2.25	2.25	0.2020	0.49	10122	85.7942%	Fecal		CFU/100 mL	200	283.2	86400	-	2,375.6
5439000	9/22/2010	2.25	2.25	0.2020	0.49	10122	85.7942%	Fecal		CFU/100 mL	200	283.2	86400	-	2,375.6
5439000	8/7/2013	2.25	2.25	0.2020	0.49	10122	85.7942%	Fecal		CFU/100 mL	200	283.2	86400	-	2,375.6
5439000	1/19/2014	2.25	2.25	0.2020	0.49	10122	85.7942%	Fecal		CFU/100 mL	200	283.2	86400	-	2,375.6

Gage ID	Date	Discharge (CFS)	Gage Discharge (less Surrogate NPDES) (CFS)	Watershed Area Ratio	Calculated flow (CFS)	Rank	Flow Exceedance %	Parameter	Results	Units (mg or micro_gram	Limit/Standard	100mL/CF	sec/day	Actual Load (million colonies/day)	Allowable Load (million colonies/day)
5439000	2/5/2006	2.24	2.24	0.2020	0.48	10126	85.8281%	Fecal		CFU/100 mL	200	283.2	86400	-	2,365.8
5439000	7/19/2006	2.24	2.24	0.2020	0.48	10126	85.8281%	Fecal		CFU/100 mL	200	283.2	86400	-	2,365.8
5439000	8/8/2013	2.24	2.24	0.2020	0.48	10126	85.8281%	Fecal		CFU/100 mL	200	283.2	86400	-	2,365.8
5439000	9/15/2018	2.24	2.24	0.2020	0.48	10126	85.8281%	Fecal		CFU/100 mL	200	283.2	86400	-	2,365.8
5439000	11/24/2003	2.23	2.23	0.2020	0.48	10130	85.8620%	Fecal		CFU/100 mL	200	283.2	86400	-	2,355.9
5439000	10/4/2020	2.23	2.23	0.2020	0.48	10130	85.8620%	Fecal		CFU/100 mL	200	283.2	86400	-	2,355.9
5439000	7/30/2004	2.22	2.22	0.2020	0.48	10132	85.8790%	Fecal		CFU/100 mL	200	283.2	86400	-	2,346.0
5439000	9/30/2009	2.22	2.22	0.2020	0.48	10132	85.8790%	Fecal		CFU/100 mL	200	283.2	86400	-	2,346.0
5439000	9/26/2020	2.22	2.22	0.2020	0.48	10132	85.8790%	Fecal		CFU/100 mL	200	283.2	86400	-	2,346.0
5439000	10/31/2004	2.21	2.21	0.2020	0.48	10135	85.9044%	Fecal		CFU/100 mL	200	283.2	86400	-	2,336.1
5439000	10/20/2006	2.21	2.21	0.2020	0.48	10135	85.9044%	Fecal		CFU/100 mL	200	283.2	86400	-	2,336.1
5439000	11/6/2010	2.21	2.21	0.2020	0.48	10135	85.9044%	Fecal		CFU/100 mL	200	283.2	86400	-	2,336.1
5439000	10/18/2021	2.21	2.21	0.2020	0.48	10135	85.9044%	Fecal		CFU/100 mL	200	283.2	86400	-	2,336.1
5439000	9/1/1992	2.2	2.2	0.2020	0.48	10139	85.9383%	Fecal		CFU/100 mL	200	283.2	86400	-	2,326.2
5439000	8/8/1995	2.2	2.2	0.2020	0.48	10139	85.9383%	Fecal		CFU/100 mL	200	283.2	86400	-	2,326.2
5439000	11/4/1997	2.2	2.2	0.2020	0.48	10139	85.9383%	Fecal		CFU/100 mL	200	283.2	86400	-	2,326.2
5439000	8/2/1999	2.2	2.2	0.2020	0.48	10139	85.9383%	Fecal		CFU/100 mL	200	283.2	86400	-	2,326.2
5439000	8/12/1999	2.2	2.2	0.2020	0.48	10139	85.9383%	Fecal		CFU/100 mL	200	283.2	86400	-	2,326.2
5439000	8/31/2000	2.2	2.2	0.2020	0.48	10139	85.9383%	Fecal		CFU/100 mL	200	283.2	86400	-	2,326.2
5439000	9/17/2000	2.2	2.2	0.2020	0.48	10139	85.9383%	Fecal		CFU/100 mL	200	283.2	86400	-	2,326.2
5439000	7/30/2001	2.2	2.2	0.2020	0.48	10139	85.9383%	Fecal		CFU/100 mL	200	283.2	86400	-	2,326.2
5439000	9/4/2001	2.2	2.2	0.2020	0.48	10139	85.9383%	Fecal		CFU/100 mL	200	283.2	86400	-	2,326.2
5439000	7/29/2003	2.2	2.2	0.2020	0.48	10139	85.9383%	Fecal		CFU/100 mL	200	283.2	86400	-	2,326.2
5439000	7/3/2005	2.2	2.2	0.2020	0.48	10139	85.9383%	Fecal		CFU/100 mL	200	283.2	86400	-	2,326.2
5439000	11/13/2012	2.2	2.2	0.2020	0.48	10139	85.9383%	Fecal		CFU/100 mL	200	283.2	86400	-	2,326.2
5439000	8/17/2020	2.2	2.2	0.2020	0.48	10139	85.9383%	Fecal		CFU/100 mL	200	283.2	86400	-	2,326.2
5439000	10/3/2001	2.19	2.19	0.2020	0.47	10152	86.0485%	Fecal		CFU/100 mL	200	283.2	86400	-	2,316.3
5439000	3/23/2003	2.19	2.19	0.2020	0.47	10152	86.0485%	Fecal		CFU/100 mL	200	283.2	86400	-	2,316.3
5439000	12/1/2005	2.19	2.19	0.2020	0.47	10152	86.0485%	Fecal		CFU/100 mL	200	283.2	86400	-	2,316.3
5439000	9/4/2013	2.18	2.18	0.2020	0.47	10155	86.0739%	Fecal		CFU/100 mL	200	283.2	86400	-	2,306.4
5439000	8/26/2018	2.18	2.18	0.2020	0.47	10155	86.0739%	Fecal		CFU/100 mL	200	283.2	86400	-	2,306.4
5439000	9/15/2006	2.17	2.17	0.2020	0.47	10157	86.0909%	Fecal		CFU/100 mL	200	283.2	86400	-	2,296.6
5439000	9/11/2010	2.17	2.17	0.2020	0.47	10157	86.0909%	Fecal		CFU/100 mL	200	283.2	86400	-	2,296.6
5439000	8/25/2019	2.17	2.17	0.2020	0.47	10157	86.0909%	Fecal		CFU/100 mL	200	283.2	86400	-	2,296.6
5439000	8/18/2002	2.16	2.16	0.2020	0.47	10160	86.1163%	Fecal		CFU/100 mL	200	283.2	86400	-	2,286.7
5439000	10/7/2002	2.16	2.16	0.2020	0.47	10160	86.1163%	Fecal		CFU/100 mL	200	283.2	86400	-	2,286.7
5439000	4/23/2003	2.16	2.16	0.2020	0.47	10160	86.1163%	Fecal		CFU/100 mL	200	283.2	86400	-	2,286.7
5439000	7/26/2003	2.16	2.16	0.2020	0.47	10160	86.1163%	Fecal		CFU/100 mL	200	283.2	86400	-	2,286.7
5439000	11/16/2013	2.16	2.16	0.2020	0.47	10160	86.1163%	Fecal		CFU/100 mL	200	283.2	86400	-	2,286.7
5439000	9/16/2018	2.16	2.16	0.2020	0.47	10160	86.1163%	Fecal		CFU/100 mL	200	283.2	86400	-	2,286.7
5439000	7/29/2002	2.15	2.15	0.2020	0.47	10166	86.1671%	Fecal		CFU/100 mL	200	283.2	86400	-	2,276.8
5439000	8/30/2020	2.15	2.15	0.2020	0.47	10166	86.1671%	Fecal		CFU/100 mL	200	283.2	86400	-	2,276.8
5439000	10/26/2002	2.14	2.14	0.2020	0.46	10168	86.1841%	Fecal		CFU/100 mL	200	283.2	86400	-	2,266.9
5439000	8/14/2008	2.14	2.14	0.2020	0.46	10168	86.1841%	Fecal		CFU/100 mL	200	283.2	86400	-	2,266.9
5439000	9/16/2016	2.14	2.14	0.2020	0.46	10168	86.1841%	Fecal		CFU/100 mL	200	283.2	86400	-	2,266.9
5439000	11/27/2006	2.13	2.13	0.2020	0.46	10171	86.2095%	Fecal		CFU/100 mL	200	283.2	86400	-	2,257.0
5439000	8/18/2011	2.11	2.11	0.2020	0.46	10172	86.2180%	Fecal		CFU/100 mL	200	283.2	86400	-	2,237.2
5439000	10/23/2015	2.11	2.11	0.2020	0.46	10172	86.2180%	Fecal		CFU/100 mL	200	283.2	86400	-	2,237.2
5439000	9/3/2020	2.11	2.11	0.2020	0.46	10172	86.2180%	Fecal		CFU/100 mL	200	283.2	86400	-	2,237.2
5439000	8/28/2021	2.11	2.11	0.2020	0.46	10172	86.2180%	Fecal		CFU/100 mL	200	283.2	86400	-	2,237.2
5439000	10/2/1991	2.1	2.1	0.2020	0.46	10176	86.2519%	Fecal		CFU/100 mL	200	283.2	86400	-	2,227.4
5439000	9/5/1992	2.1	2.1	0.2020	0.46	10176	86.2519%	Fecal		CFU/100 mL	200	283.2	86400	-	2,227.4
5439000	9/9/1995	2.1	2.1	0.2020	0.46	10176	86.2519%	Fecal		CFU/100 mL	200	283.2	86400	-	2,227.4
5439000	10/16/1995	2.1	2.1	0.2020	0.46	10176	86.2519%	Fecal		CFU/100 mL	200	283.2	86400	-	2,227.4
5439000	10/15/1996	2.1	2.1	0.2020	0.46	10176	86.2519%	Fecal		CFU/100 mL	200	283.2	86400	-	2,227.4
5439000	11/1/1997	2.1	2.1	0.2020	0.46	10176	86.2519%	Fecal		CFU/100 mL	200	283.2	86400	-	2,227.4
5439000	9/19/1998	2.1	2.1	0.2020	0.46	10176	86.2519%	Fecal		CFU/100 mL	200	283.2	86400	-	2,227.4
5439000	9/22/1998	2.1	2.1	0.2020	0.46	10176	86.2519%	Fecal		CFU/100 mL	200	283.2	86400	-	2,227.4
5439000	8/10/1999	2.1	2.1	0.2020	0.46	10176	86.2519%	Fecal		CFU/100 mL	200	283.2	86400	-	2,227.4
5439000	8/28/1999	2.1	2.1	0.2020	0.46	10176	86.2519%	Fecal		CFU/100 mL	200	283.2	86400	-	2,227.4
5439000	8/19/2001	2.1	2.1	0.2020	0.46	10176	86.2519%	Fecal		CFU/100 mL	200	283.2	86400	-	2,227.4
5439000	3/27/2003	2.1	2.1	0.2020	0.46	10176	86.2519%	Fecal		CFU/100 mL	200	283.2	86400	-	2,227.4
5439000	1/6/2004	2.1	2.1	0.2020	0.46	10176	86.2519%	Fecal		CFU/100 mL	200	283.2	86400	-	2,227.4
5439000	1/18/2004	2.1	2.1	0.2020	0.46	10176	86.2519%	Fecal		CFU/100 mL	200	283.2	86400	-	2,227.4
5439000	9/23/2012	2.1	2.1	0.2020	0.46	10176	86.2519%	Fecal		CFU/100 mL	200	283.2	86400	-	2,227.4
5439000	8/9/2013	2.1	2.1	0.2020	0.46	10176	86.2519%	Fecal		CFU/100 mL	200	283.2	86400	-	2,227.4
5439000	7/31/2004	2.09	2.09	0.2020	0.45	10192	86.3875%	Fecal		CFU/100 mL	200	283.2	86400	-	2,217.5
5439000	7/7/2005	2.09	2.09	0.2020	0.45	10192	86.3875%	Fecal		CFU/100 mL	200	283.2	86400	-	2,217.5
5439000	8/16/2016	2.09	2.09	0.2020	0.45	10192	86.3875%	Fecal		CFU/100 mL	200	283.2	86400	-	2,217.5
5439000	1/8/2004	2.08	2.08	0.2020	0.45	10195	86.4130%	Fecal		CFU/100 mL	200	283.2	86400	-	2,207.6
5439000	8/5/2006	2.08	2.08	0.2020	0.45	10195	86.4130%	Fecal		CFU/100 mL	200	283.2	86400	-	2,207.6
5439000	1/20/2014	2.08	2.08	0.2020	0.45	10195	86.4130%	Fecal		CFU/100 mL	200	283.2	86400	-	2,207.6
5439000	10/2/2020	2.07	2.07	0.2020	0.45	10198	86.4384%	Fecal		CFU/100 mL	200	283.2	86400	-	2,197.7
5439000	10/9/2021	2.07	2.07	0.2020	0.45	10198	86.4384%	Fecal		CFU/100 mL	200	283.2	86400	-	2,197.7
5439000	7/12/2012	2.06	2.06	0.2020	0.45	10200	86.4553%	Fecal		CFU/100 mL	200	283.2	86400	-	2,187.8
5439000	9/15/2012	2.06	2.06	0.2020	0.45	10200	86.4553%	Fecal		CFU/100 mL	200	283.2	86400	-	2,187.8
5439000	9/24/2020	2.06	2.06	0.2020	0.45	10200	86.4553%	Fecal		CFU/100 mL	200	283.2	86400	-	2,187.8
5439000	2/6/2006	2.05	2.05	0.2020	0.45	10203	86.4808%	Fecal		CFU/100 mL	200	283.2	86400	-	2,177.9
5439000	11/26/2010	2.05	2.05	0.2020	0.45	10203	86.4808%	Fecal		CFU/100 mL	200	283.2	86400	-	2,177.9
5439000	9/17/2016	2.05	2.05	0.2020	0.45	10203	86.4808%	Fecal		CFU/100 mL	200	283.2	86400	-	2,177.9
5439000	9/2/2017	2.05	2.05	0.2020	0.45	10203	86.4808%	Fecal		CFU/100 mL	200	283.2	86400	-	2,177.9
5439000	11/21/2002	2.04	2.04	0.2020	0.44	10207	86.5147%	Fecal		CFU/100 mL	200	283.2	86400	-	2,168.0
5439000	11/8/2003	2.04	2.04	0.2020	0.44	10207	86.5147%	Fecal		CFU/100 mL	200	283.2	86400	-	2,168.0
5439000	10/4/2021	2.04	2.04	0.2020	0.44	10207	86.5147%	Fecal		CFU/100 mL	200	283.2	86400	-	2,168.0
5439000	9/7/1994	2.03	2.03	0.2020	0.44	10210	86.5401%	Fecal		CFU/100 mL	200	283.2	86400	-	2,158.2
5439000	10/30/2010	2.03	2.03	0.2020	0.44	10210	86.5401%	Fecal		CFU/100 mL	200	283.2	86400	-	2,158.2
5439000	8/19/2020	2.03	2.03	0.2020	0.44	10210	86.5401%	Fecal		CFU/100 mL	200	283.2	86400	-	2,158.2
5439000	9/27/2020	2.03	2.03	0.2020	0.44	10210	86.5401%	Fecal		CFU/100 mL	200	283.2	86400	-	2,158.2
5439000	8/1/1991	2	2	0.2020	0.43	10214	86.5740%	Fecal		CFU/100 mL	200	283.2	86400	-	2,128.5
5439000	8/22/1991	2	2	0.2020	0.43	10214	86.5740%	Fecal		CFU/100 mL	200	283.2	86400	-	2,128.5
5439000	9/2/1991	2	2	0.2020	0.43	10214	86.5740%	Fecal		CFU/100 mL	200	283.2	86400	-	2,128.5
5439000	9/4/1992	2	2	0.2020	0.43	10214	86.5740%	Fecal		CFU/100 mL	200	283.2	86400	-	2,128.5
5439000	2/4/1996	2	2	0.2020	0.43	10214	86.5740%	Fecal		CFU/100 mL	200	283.2	86400	-	2,128.5
5439000	2/5/1996	2	2	0.2020	0.43	10214	86.5740%	Fecal		CFU/100 mL	200	283.2	86400	-	2,128.5
5439000	12/1/1997	2	2	0.2020	0.43	10214	86.5740%	Fecal		CFU/100 mL	200	283.2	86400	-	2,128.5
5439000	10/14/1998	2	2	0.2020	0.43	10214	86.5740%	Fecal		CFU/100 mL	200	283.2	86400	-	2,128.5
5439000	8/7/1999	2	2	0.2020	0.43	10214	86.5740%	Fecal		CFU/100 mL	200	283.2	86400	-	2,128.5
5439000	9/1/2000	2	2	0.2020	0.43	10214	86.5740%	Fecal		CFU/100 mL	200	283.2	86400	-	2,128.5
5439000	9/19/2000	2	2	0.2020	0.43	10214	86.5740%	Fecal		CFU/100 mL	200	283.2	86400	-	2,128.5
5439000	7/23/2001	2	2	0.2020	0.43	10214	86.5740%	Fecal		CFU/100 mL	200	283.2	86400	-	2,128.5
5439000	11/9/2004	2	2	0.2020	0.43	10214	86.5740%	Fecal		CFU/100 mL	200	283.2	86400	-	2,128.5
5439000	9/21/2018	2	2	0.2020	0.43	10214	86.5740%	Fecal		CFU/100 mL	200	283.2	86400	-	2,128.5
5439000	11/20/2002	1.99	1.99	0.2020	0.43	10228	86.6927%	Fecal		CFU/100 mL	200	283.2	86400	-	2,118.6
5439000	8/5/2003	1.99	1.99	0.2020	0.43	10228	86.6927%	Fecal		CFU/100 mL	200	283.2	86400	-	2,118.6
5439000	11/27/2010	1.99	1.99	0.2020	0.43	10228	86.6927%	Fecal		CFU/100 mL	200	283.2	86400	-	2,118.6
5439000	11/15/2003	1.98	1.98	0.2020	0.43	10231	86.7181%	Fecal		CFU/100 mL	200	283.2	86400	-	2,108.7
5439000	10/30/2002	1.97	1.97	0.2020	0.43	10232	86.7266%	Fecal		CFU/100 mL	200	283.2	86400	-	2,098.8
5439000	7/28/2012	1.97	1.97	0.2020	0.43	10232	86.7266%	Fecal		CFU/100 mL	200	283.2	86400	-	2,098.8
5439000	1/21/2014	1.97	1.97	0.2020	0.43	10232	86.7266%	Fecal		CFU/100 mL	200	283.2	86400	-	2,098.8
5439000	8/13/2004	1.96	1.96	0.2020	0.43	10235	86.7520%	Fecal		CFU/100 mL	200	283.2	86400	-	2,089.0
5439000	11/7/2010	1.96	1.96	0.2020	0.43	10235	86.7520%	Fecal		CFU/100 mL	200	283.2	86400	-	2,089.0
5439000	8/28/2015	1.96	1.96	0.2020	0.43	10235	86.7520%	Fecal		CFU/100 mL	200	283.2	86400	-	2,089.0
5439000	9/16/2015	1.96	1.96	0.2020	0.43	10235	86.7520%	Fecal		CFU/100 mL	200	283.2	86400	-	2,089.0
5439000	4/24/2003	1.95	1.95	0.2020	0.42	10239	86.7859%	Fecal		CFU/100 mL	200	283.2	86400	-	2,079.1
5439000	9/17/2006	1.95	1.95	0.2020	0.42	10239	86.7859%	Fecal		CFU/100 mL	200	283.2	86400	-	2,079.1
5439000	9/26/2006	1.95	1.95	0.2020	0.42	10239	86.7859%	Fecal		CFU/100 mL	200	283.2	86400	-	2,079.1
5439000	9/12/2008	1.94	1.94	0.2020	0.42	10242	86.8113%	Fecal		CFU/100 mL	200	283.2	86400	-	2,069.2
5439000	9/2/2011	1.94	1.94	0.2020	0.42	10242	86.8113%	Fecal		CFU/100 mL	200	283.2	86400	-	2,069.2
5439000	10/12/2012	1.94	1.94	0.2020	0.42	10242	86.8113%	Fecal		CFU/100 mL	200	283.2	86400	-	2,069.2
5439000	9/3/2017	1.94	1.94	0.2020	0.42	10242	86.8113%	Fecal		CFU/100 mL	200	283.2	86400	-	2,069.2
5439000	8/8/2004	1.93	1.93	0.2020	0.42	10246	86.8452%	Fecal		CFU/100 mL	200	283.2	86400	-	2,059.3
5439000	7/5/2012	1.93	1.93	0.2020	0.42	10246	86.8452%	Fecal		CFU/100 mL	200	283.2	86400	-	2,059.3
5439000	8/11/2013	1.93	1.93	0.2020	0.42	10246	86.8452%	Fecal		CFU/100 mL	200	283.2	86400	-	2,059.3
5439000	8/30/2002	1.92	1.92	0.2020	0.42	10249	86.8707%	Fecal		CFU/100 mL	200	283.2	86400	-	2,049.4
5439000	11/14/2003	1.92	1.92	0.2020	0.42	10249	86.8707%	Fecal		CFU/100 mL	200	283.2	86400	-	2,049.4

Gage ID	Date	Discharge (CFS)	Gage Discharge (less Surrogate NPDES) (CFS)	Watershed Area Ratio	Calculated flow (CFS)	Rank	Flow Exceedance %	Parameter	Results	Units (mg or micro_gram	Limit/Standard	100mL/CF	sec/day	Actual Load (million colonies/day)	Allowable Load (million colonies/day)
5439000	11/16/2003	1.92	1.92	0.2020	0.42	10249	86.8707%	Fecal		CFU/100 mL	200	283.2	86400	-	2,049.4
5439000	11/16/2005	1.92	1.92	0.2020	0.42	10249	86.8707%	Fecal		CFU/100 mL	200	283.2	86400	-	2,049.4
5439000	9/5/2011	1.91	1.91	0.2020	0.42	10253	86.9046%	Fecal		CFU/100 mL	200	283.2	86400	-	2,039.5
5439000	9/9/1991	1.9	1.9	0.2020	0.41	10254	86.9130%	Fecal		CFU/100 mL	200	283.2	86400	-	2,029.6
5439000	8/25/1992	1.9	1.9	0.2020	0.41	10254	86.9130%	Fecal		CFU/100 mL	200	283.2	86400	-	2,029.6
5439000	8/25/1995	1.9	1.9	0.2020	0.41	10254	86.9130%	Fecal		CFU/100 mL	200	283.2	86400	-	2,029.6
5439000	8/26/1995	1.9	1.9	0.2020	0.41	10254	86.9130%	Fecal		CFU/100 mL	200	283.2	86400	-	2,029.6
5439000	9/23/1995	1.9	1.9	0.2020	0.41	10254	86.9130%	Fecal		CFU/100 mL	200	283.2	86400	-	2,029.6
5439000	10/19/1995	1.9	1.9	0.2020	0.41	10254	86.9130%	Fecal		CFU/100 mL	200	283.2	86400	-	2,029.6
5439000	9/21/1998	1.9	1.9	0.2020	0.41	10254	86.9130%	Fecal		CFU/100 mL	200	283.2	86400	-	2,029.6
5439000	8/3/1999	1.9	1.9	0.2020	0.41	10254	86.9130%	Fecal		CFU/100 mL	200	283.2	86400	-	2,029.6
5439000	9/9/2000	1.9	1.9	0.2020	0.41	10254	86.9130%	Fecal		CFU/100 mL	200	283.2	86400	-	2,029.6
5439000	9/10/2000	1.9	1.9	0.2020	0.41	10254	86.9130%	Fecal		CFU/100 mL	200	283.2	86400	-	2,029.6
5439000	9/18/2000	1.9	1.9	0.2020	0.41	10254	86.9130%	Fecal		CFU/100 mL	200	283.2	86400	-	2,029.6
5439000	1/22/2014	1.9	1.9	0.2020	0.41	10254	86.9130%	Fecal		CFU/100 mL	200	283.2	86400	-	2,029.6
5439000	1/23/2014	1.9	1.9	0.2020	0.41	10254	86.9130%	Fecal		CFU/100 mL	200	283.2	86400	-	2,029.6
5439000	1/24/2014	1.9	1.9	0.2020	0.41	10254	86.9130%	Fecal		CFU/100 mL	200	283.2	86400	-	2,029.6
5439000	8/29/2021	1.9	1.9	0.2020	0.41	10254	86.9130%	Fecal		CFU/100 mL	200	283.2	86400	-	2,029.6
5439000	11/3/2002	1.89	1.89	0.2020	0.41	10269	87.0402%	Fecal		CFU/100 mL	200	283.2	86400	-	2,019.8
5439000	9/21/2010	1.89	1.89	0.2020	0.41	10269	87.0402%	Fecal		CFU/100 mL	200	283.2	86400	-	2,019.8
5439000	12/9/2012	1.89	1.89	0.2020	0.41	10269	87.0402%	Fecal		CFU/100 mL	200	283.2	86400	-	2,019.8
5439000	11/19/2002	1.88	1.88	0.2020	0.41	10272	87.0656%	Fecal		CFU/100 mL	200	283.2	86400	-	2,009.9
5439000	12/17/2002	1.88	1.88	0.2020	0.41	10272	87.0656%	Fecal		CFU/100 mL	200	283.2	86400	-	2,009.9
5439000	9/10/2006	1.88	1.88	0.2020	0.41	10272	87.0656%	Fecal		CFU/100 mL	200	283.2	86400	-	2,009.9
5439000	10/31/2010	1.88	1.88	0.2020	0.41	10272	87.0656%	Fecal		CFU/100 mL	200	283.2	86400	-	2,009.9
5439000	11/1/2010	1.88	1.88	0.2020	0.41	10272	87.0656%	Fecal		CFU/100 mL	200	283.2	86400	-	2,009.9
5439000	11/12/2010	1.88	1.88	0.2020	0.41	10272	87.0656%	Fecal		CFU/100 mL	200	283.2	86400	-	2,009.9
5439000	1/25/2014	1.88	1.88	0.2020	0.41	10272	87.0656%	Fecal		CFU/100 mL	200	283.2	86400	-	2,009.9
5439000	11/16/2010	1.87	1.87	0.2020	0.41	10279	87.1249%	Fecal		CFU/100 mL	200	283.2	86400	-	2,000.0
5439000	9/24/2014	1.87	1.87	0.2020	0.41	10279	87.1249%	Fecal		CFU/100 mL	200	283.2	86400	-	2,000.0
5439000	10/4/2015	1.87	1.87	0.2020	0.41	10279	87.1249%	Fecal		CFU/100 mL	200	283.2	86400	-	2,000.0
5439000	8/6/2003	1.86	1.86	0.2020	0.41	10282	87.1504%	Fecal		CFU/100 mL	200	283.2	86400	-	1,990.1
5439000	12/25/2010	1.85	1.85	0.2020	0.40	10283	87.1588%	Fecal		CFU/100 mL	200	283.2	86400	-	1,980.2
5439000	2/17/2014	1.85	1.85	0.2020	0.40	10283	87.1588%	Fecal		CFU/100 mL	200	283.2	86400	-	1,980.2
5439000	1/7/2004	1.84	1.84	0.2020	0.40	10285	87.1758%	Fecal		CFU/100 mL	200	283.2	86400	-	1,970.3
5439000	11/15/2010	1.84	1.84	0.2020	0.40	10285	87.1758%	Fecal		CFU/100 mL	200	283.2	86400	-	1,970.3
5439000	8/27/2015	1.84	1.84	0.2020	0.40	10285	87.1758%	Fecal		CFU/100 mL	200	283.2	86400	-	1,970.3
5439000	9/30/2020	1.84	1.84	0.2020	0.40	10285	87.1758%	Fecal		CFU/100 mL	200	283.2	86400	-	1,970.3
5439000	7/27/2003	1.83	1.83	0.2020	0.40	10289	87.2097%	Fecal		CFU/100 mL	200	283.2	86400	-	1,960.4
5439000	8/22/2005	1.83	1.83	0.2020	0.40	10289	87.2097%	Fecal		CFU/100 mL	200	283.2	86400	-	1,960.4
5439000	11/17/2010	1.83	1.83	0.2020	0.40	10289	87.2097%	Fecal		CFU/100 mL	200	283.2	86400	-	1,960.4
5439000	10/5/2015	1.83	1.83	0.2020	0.40	10289	87.2097%	Fecal		CFU/100 mL	200	283.2	86400	-	1,960.4
5439000	8/8/1994	1.82	1.82	0.2020	0.40	10293	87.2436%	Fecal		CFU/100 mL	200	283.2	86400	-	1,950.6
5439000	9/21/2002	1.82	1.82	0.2020	0.40	10293	87.2436%	Fecal		CFU/100 mL	200	283.2	86400	-	1,950.6
5439000	8/1/2004	1.82	1.82	0.2020	0.40	10293	87.2436%	Fecal		CFU/100 mL	200	283.2	86400	-	1,950.6
5439000	9/12/2010	1.82	1.82	0.2020	0.40	10293	87.2436%	Fecal		CFU/100 mL	200	283.2	86400	-	1,950.6
5439000	11/28/2010	1.82	1.82	0.2020	0.40	10293	87.2436%	Fecal		CFU/100 mL	200	283.2	86400	-	1,950.6
5439000	1/26/2014	1.82	1.82	0.2020	0.40	10293	87.2436%	Fecal		CFU/100 mL	200	283.2	86400	-	1,950.6
5439000	8/23/2018	1.82	1.82	0.2020	0.40	10293	87.2436%	Fecal		CFU/100 mL	200	283.2	86400	-	1,950.6
5439000	7/22/2005	1.81	1.81	0.2020	0.40	10300	87.3029%	Fecal		CFU/100 mL	200	283.2	86400	-	1,940.7
5439000	11/27/2013	1.81	1.81	0.2020	0.40	10300	87.3029%	Fecal		CFU/100 mL	200	283.2	86400	-	1,940.7
5439000	10/3/2015	1.81	1.81	0.2020	0.40	10300	87.3029%	Fecal		CFU/100 mL	200	283.2	86400	-	1,940.7
5439000	8/17/1992	1.8	1.8	0.2020	0.39	10303	87.3284%	Fecal		CFU/100 mL	200	283.2	86400	-	1,930.8
5439000	1/2/1998	1.8	1.8	0.2020	0.39	10303	87.3284%	Fecal		CFU/100 mL	200	283.2	86400	-	1,930.8
5439000	8/16/1998	1.8	1.8	0.2020	0.39	10303	87.3284%	Fecal		CFU/100 mL	200	283.2	86400	-	1,930.8
5439000	9/20/1998	1.8	1.8	0.2020	0.39	10303	87.3284%	Fecal		CFU/100 mL	200	283.2	86400	-	1,930.8
5439000	9/2/2000	1.8	1.8	0.2020	0.39	10303	87.3284%	Fecal		CFU/100 mL	200	283.2	86400	-	1,930.8
5439000	9/6/2000	1.8	1.8	0.2020	0.39	10303	87.3284%	Fecal		CFU/100 mL	200	283.2	86400	-	1,930.8
5439000	11/22/2002	1.8	1.8	0.2020	0.39	10303	87.3284%	Fecal		CFU/100 mL	200	283.2	86400	-	1,930.8
5439000	10/21/2021	1.8	1.8	0.2020	0.39	10303	87.3284%	Fecal		CFU/100 mL	200	283.2	86400	-	1,930.8
5439000	10/9/2002	1.79	1.79	0.2020	0.39	10311	87.3962%	Fecal		CFU/100 mL	200	283.2	86400	-	1,920.9
5439000	11/5/2010	1.79	1.79	0.2020	0.39	10311	87.3962%	Fecal		CFU/100 mL	200	283.2	86400	-	1,920.9
5439000	2/10/2014	1.79	1.79	0.2020	0.39	10311	87.3962%	Fecal		CFU/100 mL	200	283.2	86400	-	1,920.9
5439000	2/15/2014	1.79	1.79	0.2020	0.39	10311	87.3962%	Fecal		CFU/100 mL	200	283.2	86400	-	1,920.9
5439000	2/16/2014	1.79	1.79	0.2020	0.39	10311	87.3962%	Fecal		CFU/100 mL	200	283.2	86400	-	1,920.9
5439000	9/4/2017	1.79	1.79	0.2020	0.39	10311	87.3962%	Fecal		CFU/100 mL	200	283.2	86400	-	1,920.9
5439000	9/22/2018	1.79	1.79	0.2020	0.39	10311	87.3962%	Fecal		CFU/100 mL	200	283.2	86400	-	1,920.9
5439000	7/21/2002	1.78	1.78	0.2020	0.39	10318	87.4555%	Fecal		CFU/100 mL	200	283.2	86400	-	1,911.0
5439000	10/29/2002	1.78	1.78	0.2020	0.39	10318	87.4555%	Fecal		CFU/100 mL	200	283.2	86400	-	1,911.0
5439000	1/5/2006	1.78	1.78	0.2020	0.39	10318	87.4555%	Fecal		CFU/100 mL	200	283.2	86400	-	1,911.0
5439000	9/25/2010	1.78	1.78	0.2020	0.39	10318	87.4555%	Fecal		CFU/100 mL	200	283.2	86400	-	1,911.0
5439000	1/26/2013	1.78	1.78	0.2020	0.39	10318	87.4555%	Fecal		CFU/100 mL	200	283.2	86400	-	1,911.0
5439000	2/9/2014	1.78	1.78	0.2020	0.39	10318	87.4555%	Fecal		CFU/100 mL	200	283.2	86400	-	1,911.0
5439000	2/11/2014	1.78	1.78	0.2020	0.39	10318	87.4555%	Fecal		CFU/100 mL	200	283.2	86400	-	1,911.0
5439000	2/12/2014	1.78	1.78	0.2020	0.39	10318	87.4555%	Fecal		CFU/100 mL	200	283.2	86400	-	1,911.0
5439000	2/13/2014	1.78	1.78	0.2020	0.39	10318	87.4555%	Fecal		CFU/100 mL	200	283.2	86400	-	1,911.0
5439000	2/14/2014	1.78	1.78	0.2020	0.39	10318	87.4555%	Fecal		CFU/100 mL	200	283.2	86400	-	1,911.0
5439000	9/25/2020	1.78	1.78	0.2020	0.39	10318	87.4555%	Fecal		CFU/100 mL	200	283.2	86400	-	1,911.0
5439000	9/27/2003	1.77	1.77	0.2020	0.39	10329	87.5487%	Fecal		CFU/100 mL	200	283.2	86400	-	1,901.1
5439000	2/8/2006	1.77	1.77	0.2020	0.39	10329	87.5487%	Fecal		CFU/100 mL	200	283.2	86400	-	1,901.1
5439000	7/28/2006	1.77	1.77	0.2020	0.39	10329	87.5487%	Fecal		CFU/100 mL	200	283.2	86400	-	1,901.1
5439000	12/15/2010	1.77	1.77	0.2020	0.39	10329	87.5487%	Fecal		CFU/100 mL	200	283.2	86400	-	1,901.1
5439000	8/9/2004	1.76	1.76	0.2020	0.39	10333	87.5826%	Fecal		CFU/100 mL	200	283.2	86400	-	1,891.3
5439000	8/17/2004	1.76	1.76	0.2020	0.39	10333	87.5826%	Fecal		CFU/100 mL	200	283.2	86400	-	1,891.3
5439000	3/7/2006	1.76	1.76	0.2020	0.39	10333	87.5826%	Fecal		CFU/100 mL	200	283.2	86400	-	1,891.3
5439000	9/23/2010	1.76	1.76	0.2020	0.39	10333	87.5826%	Fecal		CFU/100 mL	200	283.2	86400	-	1,891.3
5439000	1/27/2014	1.76	1.76	0.2020	0.39	10333	87.5826%	Fecal		CFU/100 mL	200	283.2	86400	-	1,891.3
5439000	1/28/2014	1.76	1.76	0.2020	0.39	10333	87.5826%	Fecal		CFU/100 mL	200	283.2	86400	-	1,891.3
5439000	1/29/2014	1.76	1.76	0.2020	0.39	10333	87.5826%	Fecal		CFU/100 mL	200	283.2	86400	-	1,891.3
5439000	1/30/2014	1.76	1.76	0.2020	0.39	10333	87.5826%	Fecal		CFU/100 mL	200	283.2	86400	-	1,891.3
5439000	1/31/2014	1.76	1.76	0.2020	0.39	10333	87.5826%	Fecal		CFU/100 mL	200	283.2	86400	-	1,891.3
5439000	2/1/2014	1.76	1.76	0.2020	0.39	10333	87.5826%	Fecal		CFU/100 mL	200	283.2	86400	-	1,891.3
5439000	2/2/2014	1.76	1.76	0.2020	0.39	10333	87.5826%	Fecal		CFU/100 mL	200	283.2	86400	-	1,891.3
5439000	2/3/2014	1.76	1.76	0.2020	0.39	10333	87.5826%	Fecal		CFU/100 mL	200	283.2	86400	-	1,891.3
5439000	2/4/2014	1.76	1.76	0.2020	0.39	10333	87.5826%	Fecal		CFU/100 mL	200	283.2	86400	-	1,891.3
5439000	2/5/2014	1.76	1.76	0.2020	0.39	10333	87.5826%	Fecal		CFU/100 mL	200	283.2	86400	-	1,891.3
5439000	2/6/2014	1.76	1.76	0.2020	0.39	10333	87.5826%	Fecal		CFU/100 mL	200	283.2	86400	-	1,891.3
5439000	2/7/2014	1.76	1.76	0.2020	0.39	10333	87.5826%	Fecal		CFU/100 mL	200	283.2	86400	-	1,891.3
5439000	2/8/2014	1.76	1.76	0.2020	0.39	10333	87.5826%	Fecal		CFU/100 mL	200	283.2	86400	-	1,891.3
5439000	7/23/2012	1.75	1.75	0.2020	0.38	10350	87.7267%	Fecal		CFU/100 mL	200	283.2	86400	-	1,881.4
5439000	8/18/2020	1.75	1.75	0.2020	0.38	10350	87.7267%	Fecal		CFU/100 mL	200	283.2	86400	-	1,881.4
5439000	11/4/2002	1.74	1.74	0.2020	0.38	10352	87.7437%	Fecal		CFU/100 mL	200	283.2	86400	-	1,871.5
5439000	11/22/2004	1.74	1.74	0.2020	0.38	10352	87.7437%	Fecal		CFU/100 mL	200	283.2	86400	-	1,871.5
5439000	10/3/2002	1.73	1.73	0.2020	0.38	10354	87.7606%	Fecal		CFU/100 mL	200	283.2	86400	-	1,861.6
5439000	2/19/2004	1.73	1.73	0.2020	0.38	10354	87.7606%	Fecal		CFU/100 mL	200	283.2	86400	-	1,861.6
5439000	11/11/2010	1.73	1.73	0.2020	0.38	10354	87.7606%	Fecal		CFU/100 mL	200	283.2	86400	-	1,861.6
5439000	11/18/2010	1.73	1.73	0.2020	0.38	10354	87.7606%	Fecal		CFU/100 mL	200	283.2	86400	-	1,861.6
5439000	9/7/2006	1.72	1.72	0.2020	0.38	10358	87.7945%	Fecal		CFU/100 mL	200	283.2	86400	-	1,851.7
5439000	10/8/2015	1.72	1.72	0.2020	0.38	10358	87.7945%	Fecal		CFU/100 mL	200	283.2	86400	-	1,851.7
5439000	9/27/2018	1.72	1.72	0.2020	0.38	10358	87.7945%	Fecal		CFU/100 mL	200	283.2	86400	-	1,851.7
5439000	7/28/2002	1.71	1.71	0.2020	0.38	10361	87.8200%	Fecal		CFU/100 mL	200	283.2	86400	-	1,841.8
5439000	11/2/2002	1.71	1.71	0.2020	0.38	10361	87.8200%	Fecal		CFU/100 mL	200	283.2	86400	-	1,841.8
5439000	7/30/2003	1.71	1.71	0.2020	0.38	10361	87.8200%	Fecal		CFU/100 mL	200	283.2	86400	-	1,841.8
5439000	11/6/2005	1.71	1.71	0.2020	0.38	10361	87.8200%	Fecal		CFU/100 mL	200	283.2	86400	-	1,841.8
5439000	8/15/2008	1.71	1.71	0.2020	0.38	10361	87.8200%	Fecal		CFU/100 mL	200	283.2	86400	-	1,841.8
5439000	8/20/2020	1.71	1.71	0.2020	0.38	10361	87.8200%	Fecal		CFU/100 mL	200	283.2	86400	-	1,841.8
5439000	8/30/2021	1.71	1.71	0.2020	0.38	10361	87.8200%	Fecal		CFU/100 mL	200	283.2	86400	-	1,841.8
5439000	10/19/2021	1.71	1.71	0.2020	0.38	10361	87.8200%	Fecal		CFU/100 mL	200	283.2	86400	-	1,841.8
5439000	8/12/1995	1.7	1.7	0.2020	0.37	10369	87.8878%	Fecal		CFU/100 mL	200	283.2	86400	-	1,831.9
5439000	8/13/1995	1.7	1.7	0.2020	0.37	10369	87.8878%	Fecal		CFU/100 mL	200	283.2	86400	-	1,831.9
5439000	8/21/1997	1.7	1.7	0.2020	0.37	10369	87.8878%	Fecal		CFU/100 mL	200	283.2	86400	-	1,831.9
5439000	12/26/1997	1.7	1.7	0.2020	0.37	10369	87.8878%	Fecal		CFU/100 mL	200	283.2	86400	-	1,831.9
5439000	8/15/1998	1.7	1.7	0.2020	0.37	10369	87.8878%	Fecal		CFU/100 mL	200	283.2	86400	-	1,831.9
5439000	9/10/1998	1.7	1.7	0.2020	0.37	10369	87.8878%	Fecal		CFU/100 mL	200	283.2	86400	-	1,831.9
5439000	8/13/1999	1.7	1.7	0.2020	0.37	10369	87.8878%	Fecal		CFU/100 mL	200	283.2	86400	-	1,831.9

Gage ID	Date	Discharge (CFS)	Gage Discharge (less Surrogate NPDES) (CFS)	Watershed Area Ratio	Calculated flow (CFS)	Rank	Flow Exceedance %	Parameter	Results	Units (mg or micro_gram	Limit/Standard	100mL/CF	sec/day	Actual Load (million colonies/day)	Allowable Load (million colonies/day)
5439000	9/8/2000	1.7	1.7	0.2020	0.37	10369	87.8878%	Fecal		CFU/100 mL	200	283.2	86400	-	1,831.9
5439000	7/25/2001	1.7	1.7	0.2020	0.37	10369	87.8878%	Fecal		CFU/100 mL	200	283.2	86400	-	1,831.9
5439000	11/1/2002	1.7	1.7	0.2020	0.37	10369	87.8878%	Fecal		CFU/100 mL	200	283.2	86400	-	1,831.9
5439000	4/25/2003	1.7	1.7	0.2020	0.37	10369	87.8878%	Fecal		CFU/100 mL	200	283.2	86400	-	1,831.9
5439000	1/19/2004	1.7	1.7	0.2020	0.37	10369	87.8878%	Fecal		CFU/100 mL	200	283.2	86400	-	1,831.9
5439000	10/7/2015	1.7	1.7	0.2020	0.37	10369	87.8878%	Fecal		CFU/100 mL	200	283.2	86400	-	1,831.9
5439000	10/19/2002	1.69	1.69	0.2020	0.37	10382	87.9980%	Fecal		CFU/100 mL	200	283.2	86400	-	1,822.1
5439000	1/1/2006	1.69	1.69	0.2020	0.37	10382	87.9980%	Fecal		CFU/100 mL	200	283.2	86400	-	1,822.1
5439000	11/19/2010	1.69	1.69	0.2020	0.37	10382	87.9980%	Fecal		CFU/100 mL	200	283.2	86400	-	1,822.1
5439000	9/24/2012	1.69	1.69	0.2020	0.37	10382	87.9980%	Fecal		CFU/100 mL	200	283.2	86400	-	1,822.1
5439000	10/6/2015	1.69	1.69	0.2020	0.37	10382	87.9980%	Fecal		CFU/100 mL	200	283.2	86400	-	1,822.1
5439000	9/18/2002	1.68	1.68	0.2020	0.37	10387	88.0403%	Fecal		CFU/100 mL	200	283.2	86400	-	1,812.2
5439000	11/25/2003	1.68	1.68	0.2020	0.37	10387	88.0403%	Fecal		CFU/100 mL	200	283.2	86400	-	1,812.2
5439000	9/18/2016	1.68	1.68	0.2020	0.37	10387	88.0403%	Fecal		CFU/100 mL	200	283.2	86400	-	1,812.2
5439000	11/9/2003	1.67	1.67	0.2020	0.37	10390	88.0658%	Fecal		CFU/100 mL	200	283.2	86400	-	1,802.3
5439000	9/5/2002	1.66	1.66	0.2020	0.37	10391	88.0742%	Fecal		CFU/100 mL	200	283.2	86400	-	1,792.4
5439000	10/20/2002	1.66	1.66	0.2020	0.37	10391	88.0742%	Fecal		CFU/100 mL	200	283.2	86400	-	1,792.4
5439000	12/2/2003	1.66	1.66	0.2020	0.37	10391	88.0742%	Fecal		CFU/100 mL	200	283.2	86400	-	1,792.4
5439000	12/4/2013	1.66	1.66	0.2020	0.37	10391	88.0742%	Fecal		CFU/100 mL	200	283.2	86400	-	1,792.4
5439000	8/17/2016	1.66	1.66	0.2020	0.37	10391	88.0742%	Fecal		CFU/100 mL	200	283.2	86400	-	1,792.4
5439000	10/25/2003	1.65	1.65	0.2020	0.36	10396	88.1166%	Fecal		CFU/100 mL	200	283.2	86400	-	1,782.5
5439000	11/3/2010	1.65	1.65	0.2020	0.36	10396	88.1166%	Fecal		CFU/100 mL	200	283.2	86400	-	1,782.5
5439000	10/31/2002	1.64	1.64	0.2020	0.36	10398	88.1336%	Fecal		CFU/100 mL	200	283.2	86400	-	1,772.6
5439000	2/7/2006	1.64	1.64	0.2020	0.36	10398	88.1336%	Fecal		CFU/100 mL	200	283.2	86400	-	1,772.6
5439000	10/12/2006	1.64	1.64	0.2020	0.36	10398	88.1336%	Fecal		CFU/100 mL	200	283.2	86400	-	1,772.6
5439000	9/19/2010	1.64	1.64	0.2020	0.36	10398	88.1336%	Fecal		CFU/100 mL	200	283.2	86400	-	1,772.6
5439000	11/11/2012	1.63	1.63	0.2020	0.36	10402	88.1675%	Fecal		CFU/100 mL	200	283.2	86400	-	1,762.7
5439000	9/11/2008	1.62	1.62	0.2020	0.36	10403	88.1760%	Fecal		CFU/100 mL	200	283.2	86400	-	1,752.9
5439000	1/17/2013	1.62	1.62	0.2020	0.36	10403	88.1760%	Fecal		CFU/100 mL	200	283.2	86400	-	1,752.9
5439000	10/2/2021	1.61	1.61	0.2020	0.36	10405	88.1929%	Fecal		CFU/100 mL	200	283.2	86400	-	1,743.0
5439000	10/20/1997	1.6	1.6	0.2020	0.35	10406	88.2014%	Fecal		CFU/100 mL	200	283.2	86400	-	1,733.1
5439000	8/14/1998	1.6	1.6	0.2020	0.35	10406	88.2014%	Fecal		CFU/100 mL	200	283.2	86400	-	1,733.1
5439000	8/19/1998	1.6	1.6	0.2020	0.35	10406	88.2014%	Fecal		CFU/100 mL	200	283.2	86400	-	1,733.1
5439000	8/20/1998	1.6	1.6	0.2020	0.35	10406	88.2014%	Fecal		CFU/100 mL	200	283.2	86400	-	1,733.1
5439000	9/2/1998	1.6	1.6	0.2020	0.35	10406	88.2014%	Fecal		CFU/100 mL	200	283.2	86400	-	1,733.1
5439000	9/5/1998	1.6	1.6	0.2020	0.35	10406	88.2014%	Fecal		CFU/100 mL	200	283.2	86400	-	1,733.1
5439000	9/27/1998	1.6	1.6	0.2020	0.35	10406	88.2014%	Fecal		CFU/100 mL	200	283.2	86400	-	1,733.1
5439000	8/8/1999	1.6	1.6	0.2020	0.35	10406	88.2014%	Fecal		CFU/100 mL	200	283.2	86400	-	1,733.1
5439000	8/29/1999	1.6	1.6	0.2020	0.35	10406	88.2014%	Fecal		CFU/100 mL	200	283.2	86400	-	1,733.1
5439000	9/8/2001	1.6	1.6	0.2020	0.35	10406	88.2014%	Fecal		CFU/100 mL	200	283.2	86400	-	1,733.1
5439000	12/21/2002	1.6	1.6	0.2020	0.35	10406	88.2014%	Fecal		CFU/100 mL	200	283.2	86400	-	1,733.1
5439000	9/20/2010	1.6	1.6	0.2020	0.35	10406	88.2014%	Fecal		CFU/100 mL	200	283.2	86400	-	1,733.1
5439000	10/3/2020	1.6	1.6	0.2020	0.35	10406	88.2014%	Fecal		CFU/100 mL	200	283.2	86400	-	1,733.1
5439000	9/2/2002	1.59	1.59	0.2020	0.35	10419	88.3116%	Fecal		CFU/100 mL	200	283.2	86400	-	1,723.2
5439000	3/24/2003	1.59	1.59	0.2020	0.35	10419	88.3116%	Fecal		CFU/100 mL	200	283.2	86400	-	1,723.2
5439000	11/23/2004	1.59	1.59	0.2020	0.35	10419	88.3116%	Fecal		CFU/100 mL	200	283.2	86400	-	1,723.2
5439000	10/5/2006	1.59	1.59	0.2020	0.35	10419	88.3116%	Fecal		CFU/100 mL	200	283.2	86400	-	1,723.2
5439000	12/5/2013	1.59	1.59	0.2020	0.35	10419	88.3116%	Fecal		CFU/100 mL	200	283.2	86400	-	1,723.2
5439000	11/10/2004	1.58	1.58	0.2020	0.35	10424	88.3540%	Fecal		CFU/100 mL	200	283.2	86400	-	1,713.3
5439000	2/9/2006	1.58	1.58	0.2020	0.35	10424	88.3540%	Fecal		CFU/100 mL	200	283.2	86400	-	1,713.3
5439000	11/2/2010	1.58	1.58	0.2020	0.35	10424	88.3540%	Fecal		CFU/100 mL	200	283.2	86400	-	1,713.3
5439000	10/3/2013	1.58	1.58	0.2020	0.35	10424	88.3540%	Fecal		CFU/100 mL	200	283.2	86400	-	1,713.3
5439000	10/27/2002	1.57	1.57	0.2020	0.35	10428	88.3879%	Fecal		CFU/100 mL	200	283.2	86400	-	1,703.4
5439000	8/30/2004	1.57	1.57	0.2020	0.35	10428	88.3879%	Fecal		CFU/100 mL	200	283.2	86400	-	1,703.4
5439000	11/15/2013	1.57	1.57	0.2020	0.35	10428	88.3879%	Fecal		CFU/100 mL	200	283.2	86400	-	1,703.4
5439000	10/21/2002	1.56	1.56	0.2020	0.35	10431	88.4133%	Fecal		CFU/100 mL	200	283.2	86400	-	1,693.5
5439000	12/10/2012	1.56	1.56	0.2020	0.35	10431	88.4133%	Fecal		CFU/100 mL	200	283.2	86400	-	1,693.5
5439000	10/22/2002	1.55	1.55	0.2020	0.34	10433	88.4302%	Fecal		CFU/100 mL	200	283.2	86400	-	1,683.7
5439000	9/16/2006	1.55	1.55	0.2020	0.34	10433	88.4302%	Fecal		CFU/100 mL	200	283.2	86400	-	1,683.7
5439000	9/5/2020	1.55	1.55	0.2020	0.34	10433	88.4302%	Fecal		CFU/100 mL	200	283.2	86400	-	1,683.7
5439000	9/22/2021	1.55	1.55	0.2020	0.34	10433	88.4302%	Fecal		CFU/100 mL	200	283.2	86400	-	1,683.7
5439000	9/12/1994	1.54	1.54	0.2020	0.34	10437	88.4641%	Fecal		CFU/100 mL	200	283.2	86400	-	1,673.8
5439000	7/30/2002	1.54	1.54	0.2020	0.34	10437	88.4641%	Fecal		CFU/100 mL	200	283.2	86400	-	1,673.8
5439000	9/10/2012	1.54	1.54	0.2020	0.34	10437	88.4641%	Fecal		CFU/100 mL	200	283.2	86400	-	1,673.8
5439000	10/29/2012	1.54	1.54	0.2020	0.34	10437	88.4641%	Fecal		CFU/100 mL	200	283.2	86400	-	1,673.8
5439000	12/17/2012	1.53	1.53	0.2020	0.34	10441	88.4981%	Fecal		CFU/100 mL	200	283.2	86400	-	1,663.9
5439000	11/10/2003	1.52	1.52	0.2020	0.34	10442	88.5065%	Fecal		CFU/100 mL	200	283.2	86400	-	1,654.0
5439000	8/21/2008	1.52	1.52	0.2020	0.34	10442	88.5065%	Fecal		CFU/100 mL	200	283.2	86400	-	1,654.0
5439000	9/8/1994	1.51	1.51	0.2020	0.34	10444	88.5235%	Fecal		CFU/100 mL	200	283.2	86400	-	1,644.1
5439000	8/31/2002	1.51	1.51	0.2020	0.34	10444	88.5235%	Fecal		CFU/100 mL	200	283.2	86400	-	1,644.1
5439000	9/1/2002	1.51	1.51	0.2020	0.34	10444	88.5235%	Fecal		CFU/100 mL	200	283.2	86400	-	1,644.1
5439000	10/5/2020	1.51	1.51	0.2020	0.34	10444	88.5235%	Fecal		CFU/100 mL	200	283.2	86400	-	1,644.1
5439000	9/16/1997	1.5	1.5	0.2020	0.33	10448	88.5574%	Fecal		CFU/100 mL	200	283.2	86400	-	1,634.2
5439000	9/26/1998	1.5	1.5	0.2020	0.33	10448	88.5574%	Fecal		CFU/100 mL	200	283.2	86400	-	1,634.2
5439000	8/9/1999	1.5	1.5	0.2020	0.33	10448	88.5574%	Fecal		CFU/100 mL	200	283.2	86400	-	1,634.2
5439000	8/3/2001	1.5	1.5	0.2020	0.33	10448	88.5574%	Fecal		CFU/100 mL	200	283.2	86400	-	1,634.2
5439000	11/18/2002	1.5	1.5	0.2020	0.33	10448	88.5574%	Fecal		CFU/100 mL	200	283.2	86400	-	1,634.2
5439000	1/20/2004	1.5	1.5	0.2020	0.33	10448	88.5574%	Fecal		CFU/100 mL	200	283.2	86400	-	1,634.2
5439000	2/18/2004	1.5	1.5	0.2020	0.33	10448	88.5574%	Fecal		CFU/100 mL	200	283.2	86400	-	1,634.2
5439000	11/10/2010	1.5	1.5	0.2020	0.33	10448	88.5574%	Fecal		CFU/100 mL	200	283.2	86400	-	1,634.2
5439000	10/1/2020	1.5	1.5	0.2020	0.33	10448	88.5574%	Fecal		CFU/100 mL	200	283.2	86400	-	1,634.2
5439000	11/26/2003	1.49	1.49	0.2020	0.33	10457	88.6337%	Fecal		CFU/100 mL	200	283.2	86400	-	1,624.3
5439000	8/18/2012	1.49	1.49	0.2020	0.33	10457	88.6337%	Fecal		CFU/100 mL	200	283.2	86400	-	1,624.3
5439000	10/21/2015	1.49	1.49	0.2020	0.33	10457	88.6337%	Fecal		CFU/100 mL	200	283.2	86400	-	1,624.3
5439000	10/28/2002	1.48	1.48	0.2020	0.33	10460	88.6591%	Fecal		CFU/100 mL	200	283.2	86400	-	1,614.5
5439000	12/7/2003	1.48	1.48	0.2020	0.33	10460	88.6591%	Fecal		CFU/100 mL	200	283.2	86400	-	1,614.5
5439000	8/2/2004	1.48	1.48	0.2020	0.33	10460	88.6591%	Fecal		CFU/100 mL	200	283.2	86400	-	1,614.5
5439000	8/26/2004	1.48	1.48	0.2020	0.33	10460	88.6591%	Fecal		CFU/100 mL	200	283.2	86400	-	1,614.5
5439000	9/5/2004	1.48	1.48	0.2020	0.33	10460	88.6591%	Fecal		CFU/100 mL	200	283.2	86400	-	1,614.5
5439000	11/18/2004	1.47	1.47	0.2020	0.33	10465	88.7015%	Fecal		CFU/100 mL	200	283.2	86400	-	1,604.6
5439000	11/20/2010	1.47	1.47	0.2020	0.33	10465	88.7015%	Fecal		CFU/100 mL	200	283.2	86400	-	1,604.6
5439000	9/4/2020	1.46	1.46	0.2020	0.33	10467	88.7184%	Fecal		CFU/100 mL	200	283.2	86400	-	1,594.7
5439000	10/20/2021	1.46	1.46	0.2020	0.33	10467	88.7184%	Fecal		CFU/100 mL	200	283.2	86400	-	1,594.7
5439000	8/9/1994	1.45	1.45	0.2020	0.32	10469	88.7354%	Fecal		CFU/100 mL	200	283.2	86400	-	1,584.8
5439000	8/24/2004	1.45	1.45	0.2020	0.32	10469	88.7354%	Fecal		CFU/100 mL	200	283.2	86400	-	1,584.8
5439000	8/21/2020	1.45	1.45	0.2020	0.32	10469	88.7354%	Fecal		CFU/100 mL	200	283.2	86400	-	1,584.8
5439000	10/18/2002	1.44	1.44	0.2020	0.32	10472	88.7608%	Fecal		CFU/100 mL	200	283.2	86400	-	1,574.9
5439000	11/13/2003	1.44	1.44	0.2020	0.32	10472	88.7608%	Fecal		CFU/100 mL	200	283.2	86400	-	1,574.9
5439000	8/10/2004	1.44	1.44	0.2020	0.32	10472	88.7608%	Fecal		CFU/100 mL	200	283.2	86400	-	1,574.9
5439000	9/7/2008	1.44	1.44	0.2020	0.32	10472	88.7608%	Fecal		CFU/100 mL	200	283.2	86400	-	1,574.9
5439000	11/8/2010	1.44	1.44	0.2020	0.32	10472	88.7608%	Fecal		CFU/100 mL	200	283.2	86400	-	1,574.9
5439000	11/21/2010	1.44	1.44	0.2020	0.32	10472	88.7608%	Fecal		CFU/100 mL	200	283.2	86400	-	1,574.9
5439000	9/20/2011	1.44	1.44	0.2020	0.32	10472	88.7608%	Fecal		CFU/100 mL	200	283.2	86400	-	1,574.9
5439000	9/22/1994	1.43	1.43	0.2020	0.32	10479	88.8201%	Fecal		CFU/100 mL	200	283.2	86400	-	1,565.0
5439000	10/15/2002	1.43	1.43	0.2020	0.32	10479	88.8201%	Fecal		CFU/100 mL	200	283.2	86400	-	1,565.0
5439000	7/29/2012	1.43	1.43	0.2020	0.32	10479	88.8201%	Fecal		CFU/100 mL	200	283.2	86400	-	1,565.0
5439000	9/17/2018	1.43	1.43	0.2020	0.32	10479	88.8201%	Fecal		CFU/100 mL	200	283.2	86400	-	1,565.0
5439000	10/26/2003	1.42	1.42	0.2020	0.32	10483	88.8540%	Fecal		CFU/100 mL	200	283.2	86400	-	1,555.1
5439000	12/3/2003	1.41	1.41	0.2020	0.32	10484	88.8625%	Fecal		CFU/100 mL	200	283.2	86400	-	1,545.3
5439000	7/8/2005	1.41	1.41	0.2020	0.32	10484	88.8625%	Fecal		CFU/100 mL	200	283.2	86400	-	1,545.3
5439000	8/6/2006	1.41	1.41	0.2020	0.32	10484	88.8625%	Fecal		CFU/100 mL	200	283.2	86400	-	1,545.3
5439000	11/4/2010	1.41	1.41	0.2020	0.32	10484	88.8625%	Fecal		CFU/100 mL	200	283.2	86400	-	1,545.3
5439000	8/27/1995	1.4	1.4	0.2020	0.31	10488	88.8964%	Fecal		CFU/100 mL	200	283.2	86400	-	1,535.4
5439000	9/10/1995	1.4	1.4	0.2020	0.31	10488	88.8964%	Fecal		CFU/100 mL	200	283.2	86400	-	1,535.4
5439000	9/24/1995	1.4	1.4	0.2020	0.31	10488	88.8964%	Fecal		CFU/100 mL	200	283.2	86400	-	1,535.4
5439000	7/26/1997	1.4	1.4	0.2020	0.31	10488	88.8964%	Fecal		CFU/100 mL	200	283.2	86400	-	1,535.4
5439000	12/11/1997	1.4	1.4	0.2020	0.31	10488	88.8964%	Fecal		CFU/100 mL	200	283.2	86400	-	1,535.4
5439000	12/27/1997	1.4	1.4	0.2020	0.31	10488	88.8964%	Fecal		CFU/100 mL	200	283.2	86400	-	1,535.4
5439000	8/17/1998	1.4	1.4	0.2020	0.31	10488	88.8964%	Fecal		CFU/100 mL	200	283.2	86400	-	1,535.4
5439000	8/23/1998	1.4	1.4	0.2020	0.31	10488	88.8964%	Fecal		CFU/100 mL	200	283.2	86400	-	1,535.4
5439000	9/8/1998	1.4	1.4	0.2020	0.31	10488	88.8964%	Fecal		CFU/100 mL	200	283.2	86400	-	1,535.4
5439000	8/4/1999	1.4	1.4	0.2020	0.31	10488	88.8964%	Fecal		CFU/100 mL	200	283.2	86400	-	1,535.4
5439000	8/6/1999	1.4	1.4	0.2020	0.31	10488	88.8964%	Fecal		CFU/100 mL	200	283.2	86400	-	1,535.4
5439000	9/13/1999	1.4	1.4	0.2020	0.31	10488	88.8964%	Fecal		CFU/100 mL	200	283.2	86400	-	1,535.4
5439000	9/6/2001	1.4	1.4	0.2020	0.31	10488	88.8964%	Fecal		CFU/100 mL	200	283.2	86400	-	1,535.4

Gage ID	Date	Discharge (CFS)	Gage Discharge (less Surrogate NPDES) (CFS)	Watershed Area Ratio	Calculated flow (CFS)	Rank	Flow Exceedance %	Parameter	Results	Units (mg or micro_gram	Limit/Standard	100mL/CF	sec/day	Actual Load (million colonies/day)	Allowable Load (million colonies/day)
5439000	9/11/2001	1.4	1.4	0.2020	0.31	10488	88.8964%	Fecal		CFU/100 mL	200	283.2	86400	-	1,535.4
5439000	10/8/2002	1.4	1.4	0.2020	0.31	10488	88.8964%	Fecal		CFU/100 mL	200	283.2	86400	-	1,535.4
5439000	10/24/2002	1.4	1.4	0.2020	0.31	10488	88.8964%	Fecal		CFU/100 mL	200	283.2	86400	-	1,535.4
5439000	8/7/2003	1.4	1.4	0.2020	0.31	10488	88.8964%	Fecal		CFU/100 mL	200	283.2	86400	-	1,535.4
5439000	7/29/2006	1.4	1.4	0.2020	0.31	10488	88.8964%	Fecal		CFU/100 mL	200	283.2	86400	-	1,535.4
5439000	9/13/2010	1.4	1.4	0.2020	0.31	10488	88.8964%	Fecal		CFU/100 mL	200	283.2	86400	-	1,535.4
5439000	11/15/2005	1.39	1.39	0.2020	0.31	10507	89.0575%	Fecal		CFU/100 mL	200	283.2	86400	-	1,525.5
5439000	11/9/2010	1.39	1.39	0.2020	0.31	10507	89.0575%	Fecal		CFU/100 mL	200	283.2	86400	-	1,525.5
5439000	8/19/2011	1.39	1.39	0.2020	0.31	10507	89.0575%	Fecal		CFU/100 mL	200	283.2	86400	-	1,525.5
5439000	10/5/2013	1.39	1.39	0.2020	0.31	10507	89.0575%	Fecal		CFU/100 mL	200	283.2	86400	-	1,525.5
5439000	8/16/2008	1.38	1.38	0.2020	0.31	10511	89.0914%	Fecal		CFU/100 mL	200	283.2	86400	-	1,515.6
5439000	10/20/2015	1.38	1.38	0.2020	0.31	10511	89.0914%	Fecal		CFU/100 mL	200	283.2	86400	-	1,515.6
5439000	9/30/2018	1.38	1.38	0.2020	0.31	10511	89.0914%	Fecal		CFU/100 mL	200	283.2	86400	-	1,515.6
5439000	9/27/2006	1.37	1.37	0.2020	0.31	10514	89.1168%	Fecal		CFU/100 mL	200	283.2	86400	-	1,505.7
5439000	8/13/2012	1.37	1.37	0.2020	0.31	10514	89.1168%	Fecal		CFU/100 mL	200	283.2	86400	-	1,505.7
5439000	9/19/2013	1.37	1.37	0.2020	0.31	10514	89.1168%	Fecal		CFU/100 mL	200	283.2	86400	-	1,505.7
5439000	4/28/2003	1.36	1.36	0.2020	0.31	10517	89.1422%	Fecal		CFU/100 mL	200	283.2	86400	-	1,495.8
5439000	10/25/2004	1.36	1.36	0.2020	0.31	10517	89.1422%	Fecal		CFU/100 mL	200	283.2	86400	-	1,495.8
5439000	7/10/2005	1.36	1.36	0.2020	0.31	10517	89.1422%	Fecal		CFU/100 mL	200	283.2	86400	-	1,495.8
5439000	2/10/2006	1.36	1.36	0.2020	0.31	10517	89.1422%	Fecal		CFU/100 mL	200	283.2	86400	-	1,495.8
5439000	12/25/2012	1.36	1.36	0.2020	0.31	10517	89.1422%	Fecal		CFU/100 mL	200	283.2	86400	-	1,495.8
5439000	9/19/2016	1.36	1.36	0.2020	0.31	10517	89.1422%	Fecal		CFU/100 mL	200	283.2	86400	-	1,495.8
5439000	9/26/2010	1.35	1.35	0.2020	0.30	10523	89.1931%	Fecal		CFU/100 mL	200	283.2	86400	-	1,485.9
5439000	12/18/2010	1.35	1.35	0.2020	0.30	10523	89.1931%	Fecal		CFU/100 mL	200	283.2	86400	-	1,485.9
5439000	8/22/2020	1.35	1.35	0.2020	0.30	10523	89.1931%	Fecal		CFU/100 mL	200	283.2	86400	-	1,485.9
5439000	8/31/2021	1.35	1.35	0.2020	0.30	10523	89.1931%	Fecal		CFU/100 mL	200	283.2	86400	-	1,485.9
5439000	11/27/2003	1.34	1.34	0.2020	0.30	10527	89.2270%	Fecal		CFU/100 mL	200	283.2	86400	-	1,476.1
5439000	9/16/2004	1.34	1.34	0.2020	0.30	10527	89.2270%	Fecal		CFU/100 mL	200	283.2	86400	-	1,476.1
5439000	12/16/2010	1.33	1.33	0.2020	0.30	10529	89.2439%	Fecal		CFU/100 mL	200	283.2	86400	-	1,466.2
5439000	10/23/2002	1.32	1.32	0.2020	0.30	10530	89.2524%	Fecal		CFU/100 mL	200	283.2	86400	-	1,456.3
5439000	8/14/2005	1.32	1.32	0.2020	0.30	10530	89.2524%	Fecal		CFU/100 mL	200	283.2	86400	-	1,456.3
5439000	11/9/2005	1.32	1.32	0.2020	0.30	10530	89.2524%	Fecal		CFU/100 mL	200	283.2	86400	-	1,456.3
5439000	10/10/2012	1.32	1.32	0.2020	0.30	10530	89.2524%	Fecal		CFU/100 mL	200	283.2	86400	-	1,456.3
5439000	9/5/2013	1.32	1.32	0.2020	0.30	10530	89.2524%	Fecal		CFU/100 mL	200	283.2	86400	-	1,456.3
5439000	10/9/2015	1.32	1.32	0.2020	0.30	10530	89.2524%	Fecal		CFU/100 mL	200	283.2	86400	-	1,456.3
5439000	11/11/2003	1.31	1.31	0.2020	0.30	10536	89.3033%	Fecal		CFU/100 mL	200	283.2	86400	-	1,446.4
5439000	8/27/2013	1.31	1.31	0.2020	0.30	10536	89.3033%	Fecal		CFU/100 mL	200	283.2	86400	-	1,446.4
5439000	8/14/1995	1.3	1.3	0.2020	0.29	10538	89.3202%	Fecal		CFU/100 mL	200	283.2	86400	-	1,436.5
5439000	8/28/1995	1.3	1.3	0.2020	0.29	10538	89.3202%	Fecal		CFU/100 mL	200	283.2	86400	-	1,436.5
5439000	8/29/1995	1.3	1.3	0.2020	0.29	10538	89.3202%	Fecal		CFU/100 mL	200	283.2	86400	-	1,436.5
5439000	10/9/1997	1.3	1.3	0.2020	0.29	10538	89.3202%	Fecal		CFU/100 mL	200	283.2	86400	-	1,436.5
5439000	10/15/1997	1.3	1.3	0.2020	0.29	10538	89.3202%	Fecal		CFU/100 mL	200	283.2	86400	-	1,436.5
5439000	12/3/1997	1.3	1.3	0.2020	0.29	10538	89.3202%	Fecal		CFU/100 mL	200	283.2	86400	-	1,436.5
5439000	8/18/1998	1.3	1.3	0.2020	0.29	10538	89.3202%	Fecal		CFU/100 mL	200	283.2	86400	-	1,436.5
5439000	9/28/1998	1.3	1.3	0.2020	0.29	10538	89.3202%	Fecal		CFU/100 mL	200	283.2	86400	-	1,436.5
5439000	8/5/1999	1.3	1.3	0.2020	0.29	10538	89.3202%	Fecal		CFU/100 mL	200	283.2	86400	-	1,436.5
5439000	8/14/1999	1.3	1.3	0.2020	0.29	10538	89.3202%	Fecal		CFU/100 mL	200	283.2	86400	-	1,436.5
5439000	8/1/2001	1.3	1.3	0.2020	0.29	10538	89.3202%	Fecal		CFU/100 mL	200	283.2	86400	-	1,436.5
5439000	2/17/2004	1.3	1.3	0.2020	0.29	10538	89.3202%	Fecal		CFU/100 mL	200	283.2	86400	-	1,436.5
5439000	8/18/2004	1.3	1.3	0.2020	0.29	10538	89.3202%	Fecal		CFU/100 mL	200	283.2	86400	-	1,436.5
5439000	9/20/2006	1.3	1.3	0.2020	0.29	10538	89.3202%	Fecal		CFU/100 mL	200	283.2	86400	-	1,436.5
5439000	12/7/2010	1.3	1.3	0.2020	0.29	10538	89.3202%	Fecal		CFU/100 mL	200	283.2	86400	-	1,436.5
5439000	12/24/2010	1.3	1.3	0.2020	0.29	10538	89.3202%	Fecal		CFU/100 mL	200	283.2	86400	-	1,436.5
5439000	11/28/2013	1.3	1.3	0.2020	0.29	10538	89.3202%	Fecal		CFU/100 mL	200	283.2	86400	-	1,436.5
5439000	10/11/2015	1.3	1.3	0.2020	0.29	10538	89.3202%	Fecal		CFU/100 mL	200	283.2	86400	-	1,436.5
5439000	8/23/2020	1.3	1.3	0.2020	0.29	10538	89.3202%	Fecal		CFU/100 mL	200	283.2	86400	-	1,436.5
5439000	12/20/2010	1.29	1.29	0.2020	0.29	10557	89.4813%	Fecal		CFU/100 mL	200	283.2	86400	-	1,426.6
5439000	7/14/2012	1.29	1.29	0.2020	0.29	10557	89.4813%	Fecal		CFU/100 mL	200	283.2	86400	-	1,426.6
5439000	10/10/2021	1.29	1.29	0.2020	0.29	10557	89.4813%	Fecal		CFU/100 mL	200	283.2	86400	-	1,426.6
5439000	7/25/2005	1.28	1.28	0.2020	0.29	10560	89.5067%	Fecal		CFU/100 mL	200	283.2	86400	-	1,416.7
5439000	9/14/2012	1.28	1.28	0.2020	0.29	10560	89.5067%	Fecal		CFU/100 mL	200	283.2	86400	-	1,416.7
5439000	4/26/2003	1.26	1.26	0.2020	0.29	10562	89.5236%	Fecal		CFU/100 mL	200	283.2	86400	-	1,397.0
5439000	12/8/2003	1.26	1.26	0.2020	0.29	10562	89.5236%	Fecal		CFU/100 mL	200	283.2	86400	-	1,397.0
5439000	7/9/2005	1.26	1.26	0.2020	0.29	10562	89.5236%	Fecal		CFU/100 mL	200	283.2	86400	-	1,397.0
5439000	8/27/2012	1.26	1.26	0.2020	0.29	10562	89.5236%	Fecal		CFU/100 mL	200	283.2	86400	-	1,397.0
5439000	11/28/2003	1.25	1.25	0.2020	0.28	10566	89.5576%	Fecal		CFU/100 mL	200	283.2	86400	-	1,387.1
5439000	7/28/2005	1.25	1.25	0.2020	0.28	10566	89.5576%	Fecal		CFU/100 mL	200	283.2	86400	-	1,387.1
5439000	12/3/2013	1.25	1.25	0.2020	0.28	10566	89.5576%	Fecal		CFU/100 mL	200	283.2	86400	-	1,387.1
5439000	10/10/2015	1.25	1.25	0.2020	0.28	10566	89.5576%	Fecal		CFU/100 mL	200	283.2	86400	-	1,387.1
5439000	10/5/2021	1.25	1.25	0.2020	0.28	10566	89.5576%	Fecal		CFU/100 mL	200	283.2	86400	-	1,387.1
5439000	8/17/2008	1.24	1.24	0.2020	0.28	10571	89.5999%	Fecal		CFU/100 mL	200	283.2	86400	-	1,377.2
5439000	11/30/2005	1.23	1.23	0.2020	0.28	10572	89.6084%	Fecal		CFU/100 mL	200	283.2	86400	-	1,367.3
5439000	2/11/2006	1.23	1.23	0.2020	0.28	10572	89.6084%	Fecal		CFU/100 mL	200	283.2	86400	-	1,367.3
5439000	8/28/2006	1.23	1.23	0.2020	0.28	10572	89.6084%	Fecal		CFU/100 mL	200	283.2	86400	-	1,367.3
5439000	9/21/2012	1.23	1.23	0.2020	0.28	10572	89.6084%	Fecal		CFU/100 mL	200	283.2	86400	-	1,367.3
5439000	8/24/2018	1.23	1.23	0.2020	0.28	10572	89.6084%	Fecal		CFU/100 mL	200	283.2	86400	-	1,367.3
5439000	10/7/2013	1.22	1.22	0.2020	0.28	10577	89.6508%	Fecal		CFU/100 mL	200	283.2	86400	-	1,357.4
5439000	10/12/2015	1.22	1.22	0.2020	0.28	10577	89.6508%	Fecal		CFU/100 mL	200	283.2	86400	-	1,357.4
5439000	9/25/2014	1.21	1.21	0.2020	0.28	10579	89.6677%	Fecal		CFU/100 mL	200	283.2	86400	-	1,347.6
5439000	9/3/1991	1.2	1.2	0.2020	0.27	10580	89.6762%	Fecal		CFU/100 mL	200	283.2	86400	-	1,337.7
5439000	8/30/1995	1.2	1.2	0.2020	0.27	10580	89.6762%	Fecal		CFU/100 mL	200	283.2	86400	-	1,337.7
5439000	9/25/1995	1.2	1.2	0.2020	0.27	10580	89.6762%	Fecal		CFU/100 mL	200	283.2	86400	-	1,337.7
5439000	9/30/1995	1.2	1.2	0.2020	0.27	10580	89.6762%	Fecal		CFU/100 mL	200	283.2	86400	-	1,337.7
5439000	10/14/1995	1.2	1.2	0.2020	0.27	10580	89.6762%	Fecal		CFU/100 mL	200	283.2	86400	-	1,337.7
5439000	8/22/1997	1.2	1.2	0.2020	0.27	10580	89.6762%	Fecal		CFU/100 mL	200	283.2	86400	-	1,337.7
5439000	10/19/1997	1.2	1.2	0.2020	0.27	10580	89.6762%	Fecal		CFU/100 mL	200	283.2	86400	-	1,337.7
5439000	10/24/1997	1.2	1.2	0.2020	0.27	10580	89.6762%	Fecal		CFU/100 mL	200	283.2	86400	-	1,337.7
5439000	11/8/1997	1.2	1.2	0.2020	0.27	10580	89.6762%	Fecal		CFU/100 mL	200	283.2	86400	-	1,337.7
5439000	12/2/1997	1.2	1.2	0.2020	0.27	10580	89.6762%	Fecal		CFU/100 mL	200	283.2	86400	-	1,337.7
5439000	12/4/1997	1.2	1.2	0.2020	0.27	10580	89.6762%	Fecal		CFU/100 mL	200	283.2	86400	-	1,337.7
5439000	8/22/1998	1.2	1.2	0.2020	0.27	10580	89.6762%	Fecal		CFU/100 mL	200	283.2	86400	-	1,337.7
5439000	9/9/1998	1.2	1.2	0.2020	0.27	10580	89.6762%	Fecal		CFU/100 mL	200	283.2	86400	-	1,337.7
5439000	9/23/1998	1.2	1.2	0.2020	0.27	10580	89.6762%	Fecal		CFU/100 mL	200	283.2	86400	-	1,337.7
5439000	9/7/2000	1.2	1.2	0.2020	0.27	10580	89.6762%	Fecal		CFU/100 mL	200	283.2	86400	-	1,337.7
5439000	9/17/2001	1.2	1.2	0.2020	0.27	10580	89.6762%	Fecal		CFU/100 mL	200	283.2	86400	-	1,337.7
5439000	7/22/2002	1.2	1.2	0.2020	0.27	10580	89.6762%	Fecal		CFU/100 mL	200	283.2	86400	-	1,337.7
5439000	12/4/2003	1.2	1.2	0.2020	0.27	10580	89.6762%	Fecal		CFU/100 mL	200	283.2	86400	-	1,337.7
5439000	1/21/2004	1.2	1.2	0.2020	0.27	10580	89.6762%	Fecal		CFU/100 mL	200	283.2	86400	-	1,337.7
5439000	1/26/2004	1.2	1.2	0.2020	0.27	10580	89.6762%	Fecal		CFU/100 mL	200	283.2	86400	-	1,337.7
5439000	1/27/2004	1.2	1.2	0.2020	0.27	10580	89.6762%	Fecal		CFU/100 mL	200	283.2	86400	-	1,337.7
5439000	1/28/2004	1.2	1.2	0.2020	0.27	10580	89.6762%	Fecal		CFU/100 mL	200	283.2	86400	-	1,337.7
5439000	1/29/2004	1.2	1.2	0.2020	0.27	10580	89.6762%	Fecal		CFU/100 mL	200	283.2	86400	-	1,337.7
5439000	1/30/2004	1.2	1.2	0.2020	0.27	10580	89.6762%	Fecal		CFU/100 mL	200	283.2	86400	-	1,337.7
5439000	1/31/2004	1.2	1.2	0.2020	0.27	10580	89.6762%	Fecal		CFU/100 mL	200	283.2	86400	-	1,337.7
5439000	2/11/2004	1.2	1.2	0.2020	0.27	10580	89.6762%	Fecal		CFU/100 mL	200	283.2	86400	-	1,337.7
5439000	2/12/2004	1.2	1.2	0.2020	0.27	10580	89.6762%	Fecal		CFU/100 mL	200	283.2	86400	-	1,337.7
5439000	2/13/2004	1.2	1.2	0.2020	0.27	10580	89.6762%	Fecal		CFU/100 mL	200	283.2	86400	-	1,337.7
5439000	2/14/2004	1.2	1.2	0.2020	0.27	10580	89.6762%	Fecal		CFU/100 mL	200	283.2	86400	-	1,337.7
5439000	2/15/2004	1.2	1.2	0.2020	0.27	10580	89.6762%	Fecal		CFU/100 mL	200	283.2	86400	-	1,337.7
5439000	2/16/2004	1.2	1.2	0.2020	0.27	10580	89.6762%	Fecal		CFU/100 mL	200	283.2	86400	-	1,337.7
5439000	9/1/2021	1.2	1.2	0.2020	0.27	10580	89.6762%	Fecal		CFU/100 mL	200	283.2	86400	-	1,337.7
5439000	10/29/2004	1.19	1.19	0.2020	0.27	10612	89.9474%	Fecal		CFU/100 mL	200	283.2	86400	-	1,327.8
5439000	12/2/2005	1.19	1.19	0.2020	0.27	10612	89.9474%	Fecal		CFU/100 mL	200	283.2	86400	-	1,327.8
5439000	3/6/2006	1.19	1.19	0.2020	0.27	10612	89.9474%	Fecal		CFU/100 mL	200	283.2	86400	-	1,327.8
5439000	7/30/2006	1.19	1.19	0.2020	0.27	10612	89.9474%	Fecal		CFU/100 mL	200	283.2	86400	-	1,327.8
5439000	7/6/2012	1.19	1.19	0.2020	0.27	10612	89.9474%	Fecal		CFU/100 mL	200	283.2	86400	-	1,327.8
5439000	8/26/2012	1.19	1.19	0.2020	0.27	10612	89.9474%	Fecal		CFU/100 mL	200	283.2	86400	-	1,327.8
5439000	10/16/2003	1.18	1.18	0.2020	0.27	10618	89.9983%	Fecal		CFU/100 mL	200	283.2	86400	-	1,317.9
5439000	11/11/2004	1.18	1.18	0.2020	0.27	10618	89.9983%	Fecal		CFU/100 mL	200	283.2	86400	-	1,317.9
5439000	1/6/2006	1.18	1.18	0.2020	0.27	10618	89.9983%	Fecal		CFU/100 mL	200	283.2	86400	-	1,317.9
5439000	12/22/2002	1.17	1.17	0.2020	0.27	10621	90.0237%	Fecal		CFU/100 mL	200	283.2	86400	-	1,308.0
5439000	11/30/2003	1.16	1.16	0.2020	0.27	10622	90.0322%	Fecal		CFU/100 mL	200	283.2	86400	-	1,298.1
5439000	7/23/2005	1.16	1.16	0.2020	0.27	10622	90.0322%	Fecal		CFU/100 mL	200	283.2	86400	-	1,298.1
5439000	9/8/2006	1.16	1.16	0.2020	0.27	10622	90.0322%	Fecal		CFU/100 mL	200	283.2	86400	-	1,298.1
5439000	8/27/2018	1.16	1.16	0.2020	0.27	10622	90.0322%	Fecal		CFU/100 mL	200	283.2	86400	-	1,298.1

Gage ID	Date	Discharge (CFS)	Gage Discharge (less Surrogate NPDES) (CFS)	Watershed Area Ratio	Calculated flow (CFS)	Rank	Flow Exceedance %	Parameter	Results	Units (mg or micro_gram	Limit/Standard	100mL/CF	sec/day	Actual Load (million colonies/day)	Allowable Load (million colonies/day)
5439000	11/17/2002	1.15	1.15	0.2020	0.26	10626	90.0661%	Fecal		CFU/100 mL	200	283.2	86400	-	1,288.2
5439000	10/9/2012	1.15	1.15	0.2020	0.26	10626	90.0661%	Fecal		CFU/100 mL	200	283.2	86400	-	1,288.2
5439000	8/19/2002	1.14	1.14	0.2020	0.26	10628	90.0831%	Fecal		CFU/100 mL	200	283.2	86400	-	1,278.4
5439000	11/12/2003	1.14	1.14	0.2020	0.26	10628	90.0831%	Fecal		CFU/100 mL	200	283.2	86400	-	1,278.4
5439000	10/22/2004	1.14	1.14	0.2020	0.26	10628	90.0831%	Fecal		CFU/100 mL	200	283.2	86400	-	1,278.4
5439000	9/16/2012	1.14	1.14	0.2020	0.26	10628	90.0831%	Fecal		CFU/100 mL	200	283.2	86400	-	1,278.4
5439000	8/29/2006	1.13	1.13	0.2020	0.26	10632	90.1170%	Fecal		CFU/100 mL	200	283.2	86400	-	1,268.5
5439000	8/2/2012	1.13	1.13	0.2020	0.26	10632	90.1170%	Fecal		CFU/100 mL	200	283.2	86400	-	1,268.5
5439000	10/7/2020	1.13	1.13	0.2020	0.26	10632	90.1170%	Fecal		CFU/100 mL	200	283.2	86400	-	1,268.5
5439000	10/13/2006	1.12	1.12	0.2020	0.26	10635	90.1424%	Fecal		CFU/100 mL	200	283.2	86400	-	1,258.6
5439000	9/20/2012	1.12	1.12	0.2020	0.26	10635	90.1424%	Fecal		CFU/100 mL	200	283.2	86400	-	1,258.6
5439000	10/22/2021	1.12	1.12	0.2020	0.26	10635	90.1424%	Fecal		CFU/100 mL	200	283.2	86400	-	1,258.6
5439000	8/12/2002	1.11	1.11	0.2020	0.26	10638	90.1678%	Fecal		CFU/100 mL	200	283.2	86400	-	1,248.7
5439000	11/13/2004	1.11	1.11	0.2020	0.26	10638	90.1678%	Fecal		CFU/100 mL	200	283.2	86400	-	1,248.7
5439000	8/18/2008	1.11	1.11	0.2020	0.26	10638	90.1678%	Fecal		CFU/100 mL	200	283.2	86400	-	1,248.7
5439000	12/19/2010	1.11	1.11	0.2020	0.26	10638	90.1678%	Fecal		CFU/100 mL	200	283.2	86400	-	1,248.7
5439000	9/5/2017	1.11	1.11	0.2020	0.26	10638	90.1678%	Fecal		CFU/100 mL	200	283.2	86400	-	1,248.7
5439000	8/21/1992	1.1	1.1	0.2020	0.25	10643	90.2102%	Fecal		CFU/100 mL	200	283.2	86400	-	1,238.8
5439000	8/31/1995	1.1	1.1	0.2020	0.25	10643	90.2102%	Fecal		CFU/100 mL	200	283.2	86400	-	1,238.8
5439000	9/19/1995	1.1	1.1	0.2020	0.25	10643	90.2102%	Fecal		CFU/100 mL	200	283.2	86400	-	1,238.8
5439000	11/27/1997	1.1	1.1	0.2020	0.25	10643	90.2102%	Fecal		CFU/100 mL	200	283.2	86400	-	1,238.8
5439000	11/28/1997	1.1	1.1	0.2020	0.25	10643	90.2102%	Fecal		CFU/100 mL	200	283.2	86400	-	1,238.8
5439000	12/30/1997	1.1	1.1	0.2020	0.25	10643	90.2102%	Fecal		CFU/100 mL	200	283.2	86400	-	1,238.8
5439000	8/21/1998	1.1	1.1	0.2020	0.25	10643	90.2102%	Fecal		CFU/100 mL	200	283.2	86400	-	1,238.8
5439000	9/6/1998	1.1	1.1	0.2020	0.25	10643	90.2102%	Fecal		CFU/100 mL	200	283.2	86400	-	1,238.8
5439000	8/17/2001	1.1	1.1	0.2020	0.25	10643	90.2102%	Fecal		CFU/100 mL	200	283.2	86400	-	1,238.8
5439000	11/23/2002	1.1	1.1	0.2020	0.25	10643	90.2102%	Fecal		CFU/100 mL	200	283.2	86400	-	1,238.8
5439000	1/22/2004	1.1	1.1	0.2020	0.25	10643	90.2102%	Fecal		CFU/100 mL	200	283.2	86400	-	1,238.8
5439000	1/23/2004	1.1	1.1	0.2020	0.25	10643	90.2102%	Fecal		CFU/100 mL	200	283.2	86400	-	1,238.8
5439000	1/24/2004	1.1	1.1	0.2020	0.25	10643	90.2102%	Fecal		CFU/100 mL	200	283.2	86400	-	1,238.8
5439000	1/25/2004	1.1	1.1	0.2020	0.25	10643	90.2102%	Fecal		CFU/100 mL	200	283.2	86400	-	1,238.8
5439000	2/1/2004	1.1	1.1	0.2020	0.25	10643	90.2102%	Fecal		CFU/100 mL	200	283.2	86400	-	1,238.8
5439000	2/2/2004	1.1	1.1	0.2020	0.25	10643	90.2102%	Fecal		CFU/100 mL	200	283.2	86400	-	1,238.8
5439000	2/3/2004	1.1	1.1	0.2020	0.25	10643	90.2102%	Fecal		CFU/100 mL	200	283.2	86400	-	1,238.8
5439000	2/4/2004	1.1	1.1	0.2020	0.25	10643	90.2102%	Fecal		CFU/100 mL	200	283.2	86400	-	1,238.8
5439000	2/5/2004	1.1	1.1	0.2020	0.25	10643	90.2102%	Fecal		CFU/100 mL	200	283.2	86400	-	1,238.8
5439000	2/6/2004	1.1	1.1	0.2020	0.25	10643	90.2102%	Fecal		CFU/100 mL	200	283.2	86400	-	1,238.8
5439000	2/7/2004	1.1	1.1	0.2020	0.25	10643	90.2102%	Fecal		CFU/100 mL	200	283.2	86400	-	1,238.8
5439000	2/8/2004	1.1	1.1	0.2020	0.25	10643	90.2102%	Fecal		CFU/100 mL	200	283.2	86400	-	1,238.8
5439000	2/9/2004	1.1	1.1	0.2020	0.25	10643	90.2102%	Fecal		CFU/100 mL	200	283.2	86400	-	1,238.8
5439000	2/10/2004	1.1	1.1	0.2020	0.25	10643	90.2102%	Fecal		CFU/100 mL	200	283.2	86400	-	1,238.8
5439000	2/16/2006	1.1	1.1	0.2020	0.25	10643	90.2102%	Fecal		CFU/100 mL	200	283.2	86400	-	1,238.8
5439000	2/17/2006	1.1	1.1	0.2020	0.25	10643	90.2102%	Fecal		CFU/100 mL	200	283.2	86400	-	1,238.8
5439000	2/18/2006	1.1	1.1	0.2020	0.25	10643	90.2102%	Fecal		CFU/100 mL	200	283.2	86400	-	1,238.8
5439000	1/18/2013	1.1	1.1	0.2020	0.25	10643	90.2102%	Fecal		CFU/100 mL	200	283.2	86400	-	1,238.8
5439000	10/6/2020	1.1	1.1	0.2020	0.25	10643	90.2102%	Fecal		CFU/100 mL	200	283.2	86400	-	1,238.8
5439000	9/3/2002	1.09	1.09	0.2020	0.25	10672	90.4560%	Fecal		CFU/100 mL	200	283.2	86400	-	1,228.9
5439000	2/12/2006	1.09	1.09	0.2020	0.25	10672	90.4560%	Fecal		CFU/100 mL	200	283.2	86400	-	1,228.9
5439000	9/26/2014	1.09	1.09	0.2020	0.25	10672	90.4560%	Fecal		CFU/100 mL	200	283.2	86400	-	1,228.9
5439000	10/14/2002	1.08	1.08	0.2020	0.25	10675	90.4814%	Fecal		CFU/100 mL	200	283.2	86400	-	1,219.0
5439000	11/29/2003	1.08	1.08	0.2020	0.25	10675	90.4814%	Fecal		CFU/100 mL	200	283.2	86400	-	1,219.0
5439000	8/23/2008	1.08	1.08	0.2020	0.25	10675	90.4814%	Fecal		CFU/100 mL	200	283.2	86400	-	1,219.0
5439000	8/31/2004	1.07	1.07	0.2020	0.25	10678	90.5069%	Fecal		CFU/100 mL	200	283.2	86400	-	1,209.2
5439000	9/6/2004	1.07	1.07	0.2020	0.25	10678	90.5069%	Fecal		CFU/100 mL	200	283.2	86400	-	1,209.2
5439000	8/23/2005	1.07	1.07	0.2020	0.25	10678	90.5069%	Fecal		CFU/100 mL	200	283.2	86400	-	1,209.2
5439000	9/23/2002	1.06	1.06	0.2020	0.25	10681	90.5323%	Fecal		CFU/100 mL	200	283.2	86400	-	1,199.3
5439000	10/16/2002	1.05	1.05	0.2020	0.24	10682	90.5408%	Fecal		CFU/100 mL	200	283.2	86400	-	1,189.4
5439000	8/14/2013	1.05	1.05	0.2020	0.24	10682	90.5408%	Fecal		CFU/100 mL	200	283.2	86400	-	1,189.4
5439000	7/24/2005	1.04	1.04	0.2020	0.24	10684	90.5577%	Fecal		CFU/100 mL	200	283.2	86400	-	1,179.5
5439000	8/7/2006	1.04	1.04	0.2020	0.24	10684	90.5577%	Fecal		CFU/100 mL	200	283.2	86400	-	1,179.5
5439000	9/15/2010	1.04	1.04	0.2020	0.24	10684	90.5577%	Fecal		CFU/100 mL	200	283.2	86400	-	1,179.5
5439000	9/14/1994	1.03	1.03	0.2020	0.24	10687	90.5831%	Fecal		CFU/100 mL	200	283.2	86400	-	1,169.6
5439000	8/20/2008	1.03	1.03	0.2020	0.24	10687	90.5831%	Fecal		CFU/100 mL	200	283.2	86400	-	1,169.6
5439000	9/6/2011	1.03	1.03	0.2020	0.24	10687	90.5831%	Fecal		CFU/100 mL	200	283.2	86400	-	1,169.6
5439000	9/13/1994	1.02	1.02	0.2020	0.24	10690	90.6086%	Fecal		CFU/100 mL	200	283.2	86400	-	1,159.7
5439000	9/4/2002	1.02	1.02	0.2020	0.24	10690	90.6086%	Fecal		CFU/100 mL	200	283.2	86400	-	1,159.7
5439000	11/12/2004	1.01	1.01	0.2020	0.23	10692	90.6255%	Fecal		CFU/100 mL	200	283.2	86400	-	1,149.8
5439000	2/14/2006	1.01	1.01	0.2020	0.23	10692	90.6255%	Fecal		CFU/100 mL	200	283.2	86400	-	1,149.8
5439000	8/28/2012	1.01	1.01	0.2020	0.23	10692	90.6255%	Fecal		CFU/100 mL	200	283.2	86400	-	1,149.8
5439000	10/22/2015	1.01	1.01	0.2020	0.23	10692	90.6255%	Fecal		CFU/100 mL	200	283.2	86400	-	1,149.8
5439000	9/28/2018	1.01	1.01	0.2020	0.23	10692	90.6255%	Fecal		CFU/100 mL	200	283.2	86400	-	1,149.8
5439000	12/10/1997	1	1	0.2020	0.23	10697	90.6679%	Fecal		CFU/100 mL	200	283.2	86400	-	1,140.0
5439000	12/12/1997	1	1	0.2020	0.23	10697	90.6679%	Fecal		CFU/100 mL	200	283.2	86400	-	1,140.0
5439000	12/28/1997	1	1	0.2020	0.23	10697	90.6679%	Fecal		CFU/100 mL	200	283.2	86400	-	1,140.0
5439000	12/29/1997	1	1	0.2020	0.23	10697	90.6679%	Fecal		CFU/100 mL	200	283.2	86400	-	1,140.0
5439000	9/24/1998	1	1	0.2020	0.23	10697	90.6679%	Fecal		CFU/100 mL	200	283.2	86400	-	1,140.0
5439000	8/30/1999	1	1	0.2020	0.23	10697	90.6679%	Fecal		CFU/100 mL	200	283.2	86400	-	1,140.0
5439000	12/16/2002	1	1	0.2020	0.23	10697	90.6679%	Fecal		CFU/100 mL	200	283.2	86400	-	1,140.0
5439000	2/15/2006	1	1	0.2020	0.23	10697	90.6679%	Fecal		CFU/100 mL	200	283.2	86400	-	1,140.0
5439000	2/19/2006	1	1	0.2020	0.23	10697	90.6679%	Fecal		CFU/100 mL	200	283.2	86400	-	1,140.0
5439000	2/20/2006	1	1	0.2020	0.23	10697	90.6679%	Fecal		CFU/100 mL	200	283.2	86400	-	1,140.0
5439000	2/21/2006	1	1	0.2020	0.23	10697	90.6679%	Fecal		CFU/100 mL	200	283.2	86400	-	1,140.0
5439000	2/22/2006	1	1	0.2020	0.23	10697	90.6679%	Fecal		CFU/100 mL	200	283.2	86400	-	1,140.0
5439000	2/23/2006	1	1	0.2020	0.23	10697	90.6679%	Fecal		CFU/100 mL	200	283.2	86400	-	1,140.0
5439000	9/28/2006	1	1	0.2020	0.23	10697	90.6679%	Fecal		CFU/100 mL	200	283.2	86400	-	1,140.0
5439000	12/17/2010	1	1	0.2020	0.23	10697	90.6679%	Fecal		CFU/100 mL	200	283.2	86400	-	1,140.0
5439000	12/21/2010	1	1	0.2020	0.23	10697	90.6679%	Fecal		CFU/100 mL	200	283.2	86400	-	1,140.0
5439000	1/19/2013	1	1	0.2020	0.23	10697	90.6679%	Fecal		CFU/100 mL	200	283.2	86400	-	1,140.0
5439000	1/25/2013	1	1	0.2020	0.23	10697	90.6679%	Fecal		CFU/100 mL	200	283.2	86400	-	1,140.0
5439000	10/13/2015	1	1	0.2020	0.23	10697	90.6679%	Fecal		CFU/100 mL	200	283.2	86400	-	1,140.0
5439000	9/6/2017	1	1	0.2020	0.23	10697	90.6679%	Fecal		CFU/100 mL	200	283.2	86400	-	1,140.0
5439000	9/7/2017	1	1	0.2020	0.23	10697	90.6679%	Fecal		CFU/100 mL	200	283.2	86400	-	1,140.0
5439000	9/29/2018	1	1	0.2020	0.23	10697	90.6679%	Fecal		CFU/100 mL	200	283.2	86400	-	1,140.0
5439000	10/2/1995	0.99	0.99	0.2020	0.23	10719	90.8544%	Fecal		CFU/100 mL	200	283.2	86400	-	1,130.1
5439000	10/18/1995	0.97	0.97	0.2020	0.23	10720	90.8629%	Fecal		CFU/100 mL	200	283.2	86400	-	1,110.3
5439000	12/31/1997	0.97	0.97	0.2020	0.23	10720	90.8629%	Fecal		CFU/100 mL	200	283.2	86400	-	1,110.3
5439000	10/27/2003	0.97	0.97	0.2020	0.23	10720	90.8629%	Fecal		CFU/100 mL	200	283.2	86400	-	1,110.3
5439000	2/13/2006	0.97	0.97	0.2020	0.23	10720	90.8629%	Fecal		CFU/100 mL	200	283.2	86400	-	1,110.3
5439000	12/5/1997	0.96	0.96	0.2020	0.22	10724	90.8968%	Fecal		CFU/100 mL	200	283.2	86400	-	1,100.4
5439000	12/1/2003	0.96	0.96	0.2020	0.22	10724	90.8968%	Fecal		CFU/100 mL	200	283.2	86400	-	1,100.4
5439000	2/24/2006	0.96	0.96	0.2020	0.22	10724	90.8968%	Fecal		CFU/100 mL	200	283.2	86400	-	1,100.4
5439000	8/25/1991	0.95	0.95	0.2020	0.22	10727	90.9222%	Fecal		CFU/100 mL	200	283.2	86400	-	1,090.5
5439000	9/9/1994	0.95	0.95	0.2020	0.22	10727	90.9222%	Fecal		CFU/100 mL	200	283.2	86400	-	1,090.5
5439000	12/24/1997	0.95	0.95	0.2020	0.22	10727	90.9222%	Fecal		CFU/100 mL	200	283.2	86400	-	1,090.5
5439000	9/25/1998	0.95	0.95	0.2020	0.22	10727	90.9222%	Fecal		CFU/100 mL	200	283.2	86400	-	1,090.5
5439000	10/26/2004	0.95	0.95	0.2020	0.22	10727	90.9222%	Fecal		CFU/100 mL	200	283.2	86400	-	1,090.5
5439000	9/18/2010	0.95	0.95	0.2020	0.22	10727	90.9222%	Fecal		CFU/100 mL	200	283.2	86400	-	1,090.5
5439000	7/13/2012	0.95	0.95	0.2020	0.22	10727	90.9222%	Fecal		CFU/100 mL	200	283.2	86400	-	1,090.5
5439000	8/7/2012	0.95	0.95	0.2020	0.22	10727	90.9222%	Fecal		CFU/100 mL	200	283.2	86400	-	1,090.5
5439000	9/23/2018	0.95	0.95	0.2020	0.22	10727	90.9222%	Fecal		CFU/100 mL	200	283.2	86400	-	1,090.5
5439000	11/16/2002	0.94	0.94	0.2020	0.22	10736	90.9985%	Fecal		CFU/100 mL	200	283.2	86400	-	1,080.6
5439000	12/23/2002	0.94	0.94	0.2020	0.22	10736	90.9985%	Fecal		CFU/100 mL	200	283.2	86400	-	1,080.6
5439000	8/24/1992	0.93	0.93	0.2020	0.22	10738	91.0154%	Fecal		CFU/100 mL	200	283.2	86400	-	1,070.8
5439000	8/15/1999	0.93	0.93	0.2020	0.22	10738	91.0154%	Fecal		CFU/100 mL	200	283.2	86400	-	1,070.8
5439000	7/26/2001	0.93	0.93	0.2020	0.22	10738	91.0154%	Fecal		CFU/100 mL	200	283.2	86400	-	1,070.8
5439000	8/14/2004	0.93	0.93	0.2020	0.22	10738	91.0154%	Fecal		CFU/100 mL	200	283.2	86400	-	1,070.8
5439000	11/14/2004	0.93	0.93	0.2020	0.22	10738	91.0154%	Fecal		CFU/100 mL	200	283.2	86400	-	1,070.8
5439000	10/21/1996	0.92	0.92	0.2020	0.22	10743	91.0578%	Fecal		CFU/100 mL	200	283.2	86400	-	1,060.9
5439000	1/1/1998	0.92	0.92	0.2020	0.22	10743	91.0578%	Fecal		CFU/100 mL	200	283.2	86400	-	1,060.9
5439000	8/25/2001	0.92	0.92	0.2020	0.22	10743	91.0578%	Fecal		CFU/100 mL	200	283.2	86400	-	1,060.9
5439000	8/19/2008	0.92	0.92	0.2020	0.22	10743	91.0578%	Fecal		CFU/100 mL	200	283.2	86400	-	1,060.9
5439000	10/19/2015	0.92	0.92	0.2020	0.22	10743	91.0578%	Fecal		CFU/100 mL	200	283.2	86400	-	1,060.9
5439000	8/21/2002	0.91	0.91	0.2020	0.21	10748	91.1002%	Fecal		CFU/100 mL	200	283.2	86400	-	1,051.0
5439000	11/16/2004	0.91	0.91	0.2020	0.21	10748	91.1002%	Fecal		CFU/100 mL	200	283.2	86400	-	1,051.0
5439000	10/6/2006	0.91	0.91	0.2020	0.21	10748	91.1002%	Fecal		CFU/100 mL	200	283.2	86400	-	1,051.0

Gage ID	Date	Discharge (CFS)	Gage Discharge (less Surrogate NPDES) (CFS)	Watershed Area Ratio	Calculated flow (CFS)	Rank	Flow Exceedance %	Parameter	Results	Units (mg or micro_gram	Limit/Standard	100mL/CF	sec/day	Actual Load (million colonies/day)	Allowable Load (million colonies/day)
5439000	11/10/1997	0.9	0.9	0.2020	0.21	10751	91.1256%	Fecal		CFU/100 mL	200	283.2	86400	-	1,041.1
5439000	11/24/2002	0.9	0.9	0.2020	0.21	10751	91.1256%	Fecal		CFU/100 mL	200	283.2	86400	-	1,041.1
5439000	12/31/2005	0.9	0.9	0.2020	0.21	10751	91.1256%	Fecal		CFU/100 mL	200	283.2	86400	-	1,041.1
5439000	1/7/2006	0.9	0.9	0.2020	0.21	10751	91.1256%	Fecal		CFU/100 mL	200	283.2	86400	-	1,041.1
5439000	2/25/2006	0.9	0.9	0.2020	0.21	10751	91.1256%	Fecal		CFU/100 mL	200	283.2	86400	-	1,041.1
5439000	2/26/2006	0.9	0.9	0.2020	0.21	10751	91.1256%	Fecal		CFU/100 mL	200	283.2	86400	-	1,041.1
5439000	1/20/2013	0.9	0.9	0.2020	0.21	10751	91.1256%	Fecal		CFU/100 mL	200	283.2	86400	-	1,041.1
5439000	10/19/2013	0.9	0.9	0.2020	0.21	10751	91.1256%	Fecal		CFU/100 mL	200	283.2	86400	-	1,041.1
5439000	11/16/1997	0.89	0.89	0.2020	0.21	10759	91.1934%	Fecal		CFU/100 mL	200	283.2	86400	-	1,031.2
5439000	9/6/2002	0.89	0.89	0.2020	0.21	10759	91.1934%	Fecal		CFU/100 mL	200	283.2	86400	-	1,031.2
5439000	10/13/2002	0.89	0.89	0.2020	0.21	10759	91.1934%	Fecal		CFU/100 mL	200	283.2	86400	-	1,031.2
5439000	11/15/2002	0.89	0.89	0.2020	0.21	10759	91.1934%	Fecal		CFU/100 mL	200	283.2	86400	-	1,031.2
5439000	10/28/2003	0.89	0.89	0.2020	0.21	10759	91.1934%	Fecal		CFU/100 mL	200	283.2	86400	-	1,031.2
5439000	10/23/2013	0.89	0.89	0.2020	0.21	10759	91.1934%	Fecal		CFU/100 mL	200	283.2	86400	-	1,031.2
5439000	10/16/1997	0.88	0.88	0.2020	0.21	10765	91.2443%	Fecal		CFU/100 mL	200	283.2	86400	-	1,021.3
5439000	9/12/2003	0.88	0.88	0.2020	0.21	10765	91.2443%	Fecal		CFU/100 mL	200	283.2	86400	-	1,021.3
5439000	2/27/2006	0.88	0.88	0.2020	0.21	10765	91.2443%	Fecal		CFU/100 mL	200	283.2	86400	-	1,021.3
5439000	8/19/2012	0.88	0.88	0.2020	0.21	10765	91.2443%	Fecal		CFU/100 mL	200	283.2	86400	-	1,021.3
5439000	12/26/2012	0.88	0.88	0.2020	0.21	10765	91.2443%	Fecal		CFU/100 mL	200	283.2	86400	-	1,021.3
5439000	9/2/2021	0.88	0.88	0.2020	0.21	10765	91.2443%	Fecal		CFU/100 mL	200	283.2	86400	-	1,021.3
5439000	9/11/1995	0.87	0.87	0.2020	0.21	10771	91.2951%	Fecal		CFU/100 mL	200	283.2	86400	-	1,011.4
5439000	7/27/1997	0.87	0.87	0.2020	0.21	10771	91.2951%	Fecal		CFU/100 mL	200	283.2	86400	-	1,011.4
5439000	10/17/2002	0.87	0.87	0.2020	0.21	10771	91.2951%	Fecal		CFU/100 mL	200	283.2	86400	-	1,011.4
5439000	7/31/2006	0.87	0.87	0.2020	0.21	10771	91.2951%	Fecal		CFU/100 mL	200	283.2	86400	-	1,011.4
5439000	9/27/2014	0.87	0.87	0.2020	0.21	10771	91.2951%	Fecal		CFU/100 mL	200	283.2	86400	-	1,011.4
5439000	12/6/1997	0.86	0.86	0.2020	0.20	10776	91.3375%	Fecal		CFU/100 mL	200	283.2	86400	-	1,001.6
5439000	9/19/1999	0.86	0.86	0.2020	0.20	10776	91.3375%	Fecal		CFU/100 mL	200	283.2	86400	-	1,001.6
5439000	7/27/2001	0.86	0.86	0.2020	0.20	10776	91.3375%	Fecal		CFU/100 mL	200	283.2	86400	-	1,001.6
5439000	8/4/2001	0.86	0.86	0.2020	0.20	10776	91.3375%	Fecal		CFU/100 mL	200	283.2	86400	-	1,001.6
5439000	9/12/2001	0.86	0.86	0.2020	0.20	10776	91.3375%	Fecal		CFU/100 mL	200	283.2	86400	-	1,001.6
5439000	7/24/2002	0.86	0.86	0.2020	0.20	10776	91.3375%	Fecal		CFU/100 mL	200	283.2	86400	-	1,001.6
5439000	8/20/2004	0.86	0.86	0.2020	0.20	10776	91.3375%	Fecal		CFU/100 mL	200	283.2	86400	-	1,001.6
5439000	9/1/2004	0.86	0.86	0.2020	0.20	10776	91.3375%	Fecal		CFU/100 mL	200	283.2	86400	-	1,001.6
5439000	12/23/2010	0.86	0.86	0.2020	0.20	10776	91.3375%	Fecal		CFU/100 mL	200	283.2	86400	-	1,001.6
5439000	8/15/2012	0.86	0.86	0.2020	0.20	10776	91.3375%	Fecal		CFU/100 mL	200	283.2	86400	-	1,001.6
5439000	9/25/2012	0.86	0.86	0.2020	0.20	10776	91.3375%	Fecal		CFU/100 mL	200	283.2	86400	-	1,001.6
5439000	10/14/2015	0.86	0.86	0.2020	0.20	10776	91.3375%	Fecal		CFU/100 mL	200	283.2	86400	-	1,001.6
5439000	10/6/2021	0.86	0.86	0.2020	0.20	10776	91.3375%	Fecal		CFU/100 mL	200	283.2	86400	-	1,001.6
5439000	10/23/2021	0.86	0.86	0.2020	0.20	10776	91.3375%	Fecal		CFU/100 mL	200	283.2	86400	-	1,001.6
5439000	8/11/1999	0.85	0.85	0.2020	0.20	10790	91.4562%	Fecal		CFU/100 mL	200	283.2	86400	-	991.7
5439000	8/22/2001	0.85	0.85	0.2020	0.20	10790	91.4562%	Fecal		CFU/100 mL	200	283.2	86400	-	991.7
5439000	8/8/2002	0.85	0.85	0.2020	0.20	10790	91.4562%	Fecal		CFU/100 mL	200	283.2	86400	-	991.7
5439000	10/12/2002	0.85	0.85	0.2020	0.20	10790	91.4562%	Fecal		CFU/100 mL	200	283.2	86400	-	991.7
5439000	8/2/2006	0.85	0.85	0.2020	0.20	10790	91.4562%	Fecal		CFU/100 mL	200	283.2	86400	-	991.7
5439000	10/16/2006	0.85	0.85	0.2020	0.20	10790	91.4562%	Fecal		CFU/100 mL	200	283.2	86400	-	991.7
5439000	7/15/2012	0.85	0.85	0.2020	0.20	10790	91.4562%	Fecal		CFU/100 mL	200	283.2	86400	-	991.7
5439000	10/11/2012	0.85	0.85	0.2020	0.20	10790	91.4562%	Fecal		CFU/100 mL	200	283.2	86400	-	991.7
5439000	1/21/2013	0.85	0.85	0.2020	0.20	10790	91.4562%	Fecal		CFU/100 mL	200	283.2	86400	-	991.7
5439000	1/24/2013	0.85	0.85	0.2020	0.20	10790	91.4562%	Fecal		CFU/100 mL	200	283.2	86400	-	991.7
5439000	9/1/1995	0.84	0.84	0.2020	0.20	10800	91.5409%	Fecal		CFU/100 mL	200	283.2	86400	-	981.8
5439000	8/13/1997	0.84	0.84	0.2020	0.20	10800	91.5409%	Fecal		CFU/100 mL	200	283.2	86400	-	981.8
5439000	8/20/2001	0.84	0.84	0.2020	0.20	10800	91.5409%	Fecal		CFU/100 mL	200	283.2	86400	-	981.8
5439000	8/26/2001	0.84	0.84	0.2020	0.20	10800	91.5409%	Fecal		CFU/100 mL	200	283.2	86400	-	981.8
5439000	9/3/2001	0.84	0.84	0.2020	0.20	10800	91.5409%	Fecal		CFU/100 mL	200	283.2	86400	-	981.8
5439000	11/17/2004	0.84	0.84	0.2020	0.20	10800	91.5409%	Fecal		CFU/100 mL	200	283.2	86400	-	981.8
5439000	10/14/2006	0.84	0.84	0.2020	0.20	10800	91.5409%	Fecal		CFU/100 mL	200	283.2	86400	-	981.8
5439000	10/8/2020	0.84	0.84	0.2020	0.20	10800	91.5409%	Fecal		CFU/100 mL	200	283.2	86400	-	981.8
5439000	9/13/2003	0.83	0.83	0.2020	0.20	10808	91.6087%	Fecal		CFU/100 mL	200	283.2	86400	-	971.9
5439000	2/28/2006	0.83	0.83	0.2020	0.20	10808	91.6087%	Fecal		CFU/100 mL	200	283.2	86400	-	971.9
5439000	9/16/2010	0.83	0.83	0.2020	0.20	10808	91.6087%	Fecal		CFU/100 mL	200	283.2	86400	-	971.9
5439000	9/20/2013	0.83	0.83	0.2020	0.20	10808	91.6087%	Fecal		CFU/100 mL	200	283.2	86400	-	971.9
5439000	10/24/2013	0.83	0.83	0.2020	0.20	10808	91.6087%	Fecal		CFU/100 mL	200	283.2	86400	-	971.9
5439000	10/1/2002	0.82	0.82	0.2020	0.20	10813	91.6511%	Fecal		CFU/100 mL	200	283.2	86400	-	962.0
5439000	3/11/2003	0.82	0.82	0.2020	0.20	10813	91.6511%	Fecal		CFU/100 mL	200	283.2	86400	-	962.0
5439000	4/29/2003	0.82	0.82	0.2020	0.20	10813	91.6511%	Fecal		CFU/100 mL	200	283.2	86400	-	962.0
5439000	10/29/2003	0.82	0.82	0.2020	0.20	10813	91.6511%	Fecal		CFU/100 mL	200	283.2	86400	-	962.0
5439000	11/14/2012	0.82	0.82	0.2020	0.20	10813	91.6511%	Fecal		CFU/100 mL	200	283.2	86400	-	962.0
5439000	9/11/2002	0.81	0.81	0.2020	0.19	10818	91.6935%	Fecal		CFU/100 mL	200	283.2	86400	-	952.1
5439000	10/11/2002	0.81	0.81	0.2020	0.19	10818	91.6935%	Fecal		CFU/100 mL	200	283.2	86400	-	952.1
5439000	11/1/2003	0.81	0.81	0.2020	0.19	10818	91.6935%	Fecal		CFU/100 mL	200	283.2	86400	-	952.1
5439000	11/17/2005	0.81	0.81	0.2020	0.19	10818	91.6935%	Fecal		CFU/100 mL	200	283.2	86400	-	952.1
5439000	10/17/2010	0.81	0.81	0.2020	0.19	10818	91.6935%	Fecal		CFU/100 mL	200	283.2	86400	-	952.1
5439000	11/29/2013	0.81	0.81	0.2020	0.19	10818	91.6935%	Fecal		CFU/100 mL	200	283.2	86400	-	952.1
5439000	7/31/2001	0.8	0.8	0.2020	0.19	10824	91.7444%	Fecal		CFU/100 mL	200	283.2	86400	-	942.2
5439000	8/5/2001	0.8	0.8	0.2020	0.19	10824	91.7444%	Fecal		CFU/100 mL	200	283.2	86400	-	942.2
5439000	7/23/2002	0.8	0.8	0.2020	0.19	10824	91.7444%	Fecal		CFU/100 mL	200	283.2	86400	-	942.2
5439000	11/15/2004	0.8	0.8	0.2020	0.19	10824	91.7444%	Fecal		CFU/100 mL	200	283.2	86400	-	942.2
5439000	1/22/2013	0.8	0.8	0.2020	0.19	10824	91.7444%	Fecal		CFU/100 mL	200	283.2	86400	-	942.2
5439000	1/23/2013	0.8	0.8	0.2020	0.19	10824	91.7444%	Fecal		CFU/100 mL	200	283.2	86400	-	942.2
5439000	9/26/2003	0.79	0.79	0.2020	0.19	10830	91.7952%	Fecal		CFU/100 mL	200	283.2	86400	-	932.4
5439000	10/30/2003	0.79	0.79	0.2020	0.19	10830	91.7952%	Fecal		CFU/100 mL	200	283.2	86400	-	932.4
5439000	9/9/2004	0.79	0.79	0.2020	0.19	10830	91.7952%	Fecal		CFU/100 mL	200	283.2	86400	-	932.4
5439000	7/29/2005	0.79	0.79	0.2020	0.19	10830	91.7952%	Fecal		CFU/100 mL	200	283.2	86400	-	932.4
5439000	8/15/2005	0.79	0.79	0.2020	0.19	10830	91.7952%	Fecal		CFU/100 mL	200	283.2	86400	-	932.4
5439000	9/26/1995	0.78	0.78	0.2020	0.19	10835	91.8376%	Fecal		CFU/100 mL	200	283.2	86400	-	922.5
5439000	8/31/1999	0.78	0.78	0.2020	0.19	10835	91.8376%	Fecal		CFU/100 mL	200	283.2	86400	-	922.5
5439000	8/8/2003	0.78	0.78	0.2020	0.19	10835	91.8376%	Fecal		CFU/100 mL	200	283.2	86400	-	922.5
5439000	10/17/2003	0.78	0.78	0.2020	0.19	10835	91.8376%	Fecal		CFU/100 mL	200	283.2	86400	-	922.5
5439000	9/14/2010	0.78	0.78	0.2020	0.19	10835	91.8376%	Fecal		CFU/100 mL	200	283.2	86400	-	922.5
5439000	9/28/2014	0.78	0.78	0.2020	0.19	10835	91.8376%	Fecal		CFU/100 mL	200	283.2	86400	-	922.5
5439000	10/21/2020	0.78	0.78	0.2020	0.19	10835	91.8376%	Fecal		CFU/100 mL	200	283.2	86400	-	922.5
5439000	10/4/1997	0.77	0.77	0.2020	0.19	10842	91.8969%	Fecal		CFU/100 mL	200	283.2	86400	-	912.6
5439000	12/25/2002	0.77	0.77	0.2020	0.19	10842	91.8969%	Fecal		CFU/100 mL	200	283.2	86400	-	912.6
5439000	11/27/2005	0.77	0.77	0.2020	0.19	10842	91.8969%	Fecal		CFU/100 mL	200	283.2	86400	-	912.6
5439000	12/22/2010	0.77	0.77	0.2020	0.19	10842	91.8969%	Fecal		CFU/100 mL	200	283.2	86400	-	912.6
5439000	8/23/1992	0.76	0.76	0.2020	0.18	10846	91.9308%	Fecal		CFU/100 mL	200	283.2	86400	-	902.7
5439000	11/25/2002	0.76	0.76	0.2020	0.18	10846	91.9308%	Fecal		CFU/100 mL	200	283.2	86400	-	902.7
5439000	12/24/2002	0.76	0.76	0.2020	0.18	10846	91.9308%	Fecal		CFU/100 mL	200	283.2	86400	-	902.7
5439000	10/31/2003	0.76	0.76	0.2020	0.18	10846	91.9308%	Fecal		CFU/100 mL	200	283.2	86400	-	902.7
5439000	10/25/2013	0.76	0.76	0.2020	0.18	10846	91.9308%	Fecal		CFU/100 mL	200	283.2	86400	-	902.7
5439000	3/1/2006	0.75	0.75	0.2020	0.18	10851	91.9732%	Fecal		CFU/100 mL	200	283.2	86400	-	892.8
5439000	3/2/2006	0.75	0.75	0.2020	0.18	10851	91.9732%	Fecal		CFU/100 mL	200	283.2	86400	-	892.8
5439000	11/30/2013	0.75	0.75	0.2020	0.18	10851	91.9732%	Fecal		CFU/100 mL	200	283.2	86400	-	892.8
5439000	12/2/2013	0.75	0.75	0.2020	0.18	10851	91.9732%	Fecal		CFU/100 mL	200	283.2	86400	-	892.8
5439000	9/15/2004	0.74	0.74	0.2020	0.18	10855	92.0071%	Fecal		CFU/100 mL	200	283.2	86400	-	882.9
5439000	9/21/2006	0.74	0.74	0.2020	0.18	10855	92.0071%	Fecal		CFU/100 mL	200	283.2	86400	-	882.9
5439000	10/15/2006	0.74	0.74	0.2020	0.18	10855	92.0071%	Fecal		CFU/100 mL	200	283.2	86400	-	882.9
5439000	9/13/2012	0.74	0.74	0.2020	0.18	10855	92.0071%	Fecal		CFU/100 mL	200	283.2	86400	-	882.9
5439000	10/1/2012	0.74	0.74	0.2020	0.18	10855	92.0071%	Fecal		CFU/100 mL	200	283.2	86400	-	882.9
5439000	8/23/1991	0.73	0.73	0.2020	0.18	10860	92.0495%	Fecal		CFU/100 mL	200	283.2	86400	-	873.0
5439000	11/26/1997	0.73	0.73	0.2020	0.18	10860	92.0495%	Fecal		CFU/100 mL	200	283.2	86400	-	873.0
5439000	9/7/2004	0.73	0.73	0.2020	0.18	10860	92.0495%	Fecal		CFU/100 mL	200	283.2	86400	-	873.0
5439000	9/17/2004	0.73	0.73	0.2020	0.18	10860	92.0495%	Fecal		CFU/100 mL	200	283.2	86400	-	873.0
5439000	10/4/2012	0.73	0.73	0.2020	0.18	10860	92.0495%	Fecal		CFU/100 mL	200	283.2	86400	-	873.0
5439000	10/22/2013	0.73	0.73	0.2020	0.18	10860	92.0495%	Fecal		CFU/100 mL	200	283.2	86400	-	873.0
5439000	9/5/2001	0.72	0.72	0.2020	0.18	10866	92.1004%	Fecal		CFU/100 mL	200	283.2	86400	-	863.2
5439000	9/24/2002	0.72	0.72	0.2020	0.18	10866	92.1004%	Fecal		CFU/100 mL	200	283.2	86400	-	863.2
5439000	8/16/2004	0.72	0.72	0.2020	0.18	10866	92.1004%	Fecal		CFU/100 mL	200	283.2	86400	-	863.2
5439000	10/30/2012	0.72	0.72	0.2020	0.18	10866	92.1004%	Fecal		CFU/100 mL	200	283.2	86400	-	863.2
5439000	8/22/1992	0.71	0.71	0.2020	0.17	10870	92.1343%	Fecal		CFU/100 mL	200	283.2	86400	-	853.3
5439000	10/13/1995	0.71	0.71	0.2020	0.17	10870	92.1343%	Fecal		CFU/100 mL	200	283.2	86400	-	853.3
5439000	10/15/2015	0.71	0.71	0.2020	0.17	10870	92.1343%	Fecal		CFU/100 mL	200	283.2	86400	-	853.3
5439000	8/23/1997	0.7	0.7	0.2020	0.17	10873	92.1597%	Fecal		CFU/100 mL	200	283.2	86400	-	843.4
5439000	8/24/1997	0.7	0.7	0.2020	0.17	10873	92.1597%	Fecal		CFU/100 mL	200	283.2	86400	-	843.4
5439000	12/23/1997	0.7	0.7	0.2020	0.17	10873	92.1597%	Fecal		CFU/100 mL	200	283.2	86400	-	843.4

Gage ID	Date	Discharge (CFS)	Gage Discharge (less Surrogate NPDES) (CFS)	Watershed Area Ratio	Calculated flow (CFS)	Rank	Flow Exceedance %	Parameter	Results	Units (mg or micro_gram	Limit/Standard	100mL/CF	sec/day	Actual Load (million colonies/day)	Allowable Load (million colonies/day)
5439000	12/26/2002	0.7	0.7	0.2020	0.17	10873	92.1597%	Fecal		CFU/100 mL	200	283.2	86400	-	843.4
5439000	9/28/2010	0.7	0.7	0.2020	0.17	10873	92.1597%	Fecal		CFU/100 mL	200	283.2	86400	-	843.4
5439000	12/8/2012	0.7	0.7	0.2020	0.17	10873	92.1597%	Fecal		CFU/100 mL	200	283.2	86400	-	843.4
5439000	12/1/2013	0.7	0.7	0.2020	0.17	10873	92.1597%	Fecal		CFU/100 mL	200	283.2	86400	-	843.4
5439000	9/13/1998	0.69	0.69	0.2020	0.17	10880	92.2190%	Fecal		CFU/100 mL	200	283.2	86400	-	833.5
5439000	8/16/1999	0.69	0.69	0.2020	0.17	10880	92.2190%	Fecal		CFU/100 mL	200	283.2	86400	-	833.5
5439000	9/3/2004	0.69	0.69	0.2020	0.17	10880	92.2190%	Fecal		CFU/100 mL	200	283.2	86400	-	833.5
5439000	9/9/2006	0.69	0.69	0.2020	0.17	10880	92.2190%	Fecal		CFU/100 mL	200	283.2	86400	-	833.5
5439000	9/18/2011	0.69	0.69	0.2020	0.17	10880	92.2190%	Fecal		CFU/100 mL	200	283.2	86400	-	833.5
5439000	10/9/2020	0.69	0.69	0.2020	0.17	10880	92.2190%	Fecal		CFU/100 mL	200	283.2	86400	-	833.5
5439000	9/2/1995	0.68	0.68	0.2020	0.17	10886	92.2699%	Fecal		CFU/100 mL	200	283.2	86400	-	823.6
5439000	12/13/1997	0.68	0.68	0.2020	0.17	10886	92.2699%	Fecal		CFU/100 mL	200	283.2	86400	-	823.6
5439000	9/20/1999	0.68	0.68	0.2020	0.17	10886	92.2699%	Fecal		CFU/100 mL	200	283.2	86400	-	823.6
5439000	7/28/2001	0.68	0.68	0.2020	0.17	10886	92.2699%	Fecal		CFU/100 mL	200	283.2	86400	-	823.6
5439000	10/1/2006	0.68	0.68	0.2020	0.17	10886	92.2699%	Fecal		CFU/100 mL	200	283.2	86400	-	823.6
5439000	9/11/2012	0.68	0.68	0.2020	0.17	10886	92.2699%	Fecal		CFU/100 mL	200	283.2	86400	-	823.6
5439000	11/22/1997	0.67	0.67	0.2020	0.17	10892	92.3207%	Fecal		CFU/100 mL	200	283.2	86400	-	813.7
5439000	9/12/1999	0.67	0.67	0.2020	0.17	10892	92.3207%	Fecal		CFU/100 mL	200	283.2	86400	-	813.7
5439000	11/7/2005	0.67	0.67	0.2020	0.17	10892	92.3207%	Fecal		CFU/100 mL	200	283.2	86400	-	813.7
5439000	10/7/2006	0.67	0.67	0.2020	0.17	10892	92.3207%	Fecal		CFU/100 mL	200	283.2	86400	-	813.7
5439000	9/17/2010	0.67	0.67	0.2020	0.17	10892	92.3207%	Fecal		CFU/100 mL	200	283.2	86400	-	813.7
5439000	10/2/2012	0.67	0.67	0.2020	0.17	10892	92.3207%	Fecal		CFU/100 mL	200	283.2	86400	-	813.7
5439000	9/24/2018	0.67	0.67	0.2020	0.17	10892	92.3207%	Fecal		CFU/100 mL	200	283.2	86400	-	813.7
5439000	9/3/1999	0.66	0.66	0.2020	0.16	10899	92.3801%	Fecal		CFU/100 mL	200	283.2	86400	-	803.9
5439000	8/11/2003	0.66	0.66	0.2020	0.16	10899	92.3801%	Fecal		CFU/100 mL	200	283.2	86400	-	803.9
5439000	8/21/2004	0.66	0.66	0.2020	0.16	10899	92.3801%	Fecal		CFU/100 mL	200	283.2	86400	-	803.9
5439000	9/2/2004	0.66	0.66	0.2020	0.16	10899	92.3801%	Fecal		CFU/100 mL	200	283.2	86400	-	803.9
5439000	9/25/2005	0.66	0.66	0.2020	0.16	10899	92.3801%	Fecal		CFU/100 mL	200	283.2	86400	-	803.9
5439000	9/23/2021	0.66	0.66	0.2020	0.16	10899	92.3801%	Fecal		CFU/100 mL	200	283.2	86400	-	803.9
5439000	8/21/2001	0.65	0.65	0.2020	0.16	10905	92.4309%	Fecal		CFU/100 mL	200	283.2	86400	-	794.0
5439000	9/14/2003	0.65	0.65	0.2020	0.16	10905	92.4309%	Fecal		CFU/100 mL	200	283.2	86400	-	794.0
5439000	7/11/2005	0.65	0.65	0.2020	0.16	10905	92.4309%	Fecal		CFU/100 mL	200	283.2	86400	-	794.0
5439000	3/3/2006	0.65	0.65	0.2020	0.16	10905	92.4309%	Fecal		CFU/100 mL	200	283.2	86400	-	794.0
5439000	8/8/2006	0.65	0.65	0.2020	0.16	10905	92.4309%	Fecal		CFU/100 mL	200	283.2	86400	-	794.0
5439000	12/27/2012	0.65	0.65	0.2020	0.16	10905	92.4309%	Fecal		CFU/100 mL	200	283.2	86400	-	794.0
5439000	10/12/2020	0.65	0.65	0.2020	0.16	10905	92.4309%	Fecal		CFU/100 mL	200	283.2	86400	-	794.0
5439000	9/3/2021	0.65	0.65	0.2020	0.16	10905	92.4309%	Fecal		CFU/100 mL	200	283.2	86400	-	794.0
5439000	9/15/1994	0.64	0.64	0.2020	0.16	10913	92.4987%	Fecal		CFU/100 mL	200	283.2	86400	-	784.1
5439000	11/17/1997	0.64	0.64	0.2020	0.16	10913	92.4987%	Fecal		CFU/100 mL	200	283.2	86400	-	784.1
5439000	11/26/2002	0.64	0.64	0.2020	0.16	10913	92.4987%	Fecal		CFU/100 mL	200	283.2	86400	-	784.1
5439000	10/24/2003	0.64	0.64	0.2020	0.16	10913	92.4987%	Fecal		CFU/100 mL	200	283.2	86400	-	784.1
5439000	11/14/2005	0.64	0.64	0.2020	0.16	10913	92.4987%	Fecal		CFU/100 mL	200	283.2	86400	-	784.1
5439000	9/27/2010	0.64	0.64	0.2020	0.16	10913	92.4987%	Fecal		CFU/100 mL	200	283.2	86400	-	784.1
5439000	9/8/2017	0.64	0.64	0.2020	0.16	10913	92.4987%	Fecal		CFU/100 mL	200	283.2	86400	-	784.1
5439000	10/13/2020	0.64	0.64	0.2020	0.16	10913	92.4987%	Fecal		CFU/100 mL	200	283.2	86400	-	784.1
5439000	9/20/2021	0.64	0.64	0.2020	0.16	10913	92.4987%	Fecal		CFU/100 mL	200	283.2	86400	-	784.1
5439000	8/1/2006	0.63	0.63	0.2020	0.16	10922	92.5750%	Fecal		CFU/100 mL	200	283.2	86400	-	774.2
5439000	10/16/2015	0.63	0.63	0.2020	0.16	10922	92.5750%	Fecal		CFU/100 mL	200	283.2	86400	-	774.2
5439000	10/3/1995	0.62	0.62	0.2020	0.16	10924	92.5920%	Fecal		CFU/100 mL	200	283.2	86400	-	764.3
5439000	8/11/1997	0.62	0.62	0.2020	0.16	10924	92.5920%	Fecal		CFU/100 mL	200	283.2	86400	-	764.3
5439000	10/25/1997	0.62	0.62	0.2020	0.16	10924	92.5920%	Fecal		CFU/100 mL	200	283.2	86400	-	764.3
5439000	7/25/2002	0.62	0.62	0.2020	0.16	10924	92.5920%	Fecal		CFU/100 mL	200	283.2	86400	-	764.3
5439000	12/15/2002	0.62	0.62	0.2020	0.16	10924	92.5920%	Fecal		CFU/100 mL	200	283.2	86400	-	764.3
5439000	8/22/2004	0.62	0.62	0.2020	0.16	10924	92.5920%	Fecal		CFU/100 mL	200	283.2	86400	-	764.3
5439000	8/24/2005	0.62	0.62	0.2020	0.16	10924	92.5920%	Fecal		CFU/100 mL	200	283.2	86400	-	764.3
5439000	10/8/2006	0.62	0.62	0.2020	0.16	10924	92.5920%	Fecal		CFU/100 mL	200	283.2	86400	-	764.3
5439000	11/2/2012	0.62	0.62	0.2020	0.16	10924	92.5920%	Fecal		CFU/100 mL	200	283.2	86400	-	764.3
5439000	12/18/2012	0.62	0.62	0.2020	0.16	10924	92.5920%	Fecal		CFU/100 mL	200	283.2	86400	-	764.3
5439000	9/3/1995	0.61	0.61	0.2020	0.15	10934	92.6767%	Fecal		CFU/100 mL	200	283.2	86400	-	754.4
5439000	8/23/2001	0.61	0.61	0.2020	0.15	10934	92.6767%	Fecal		CFU/100 mL	200	283.2	86400	-	754.4
5439000	9/13/2001	0.61	0.61	0.2020	0.15	10934	92.6767%	Fecal		CFU/100 mL	200	283.2	86400	-	754.4
5439000	9/29/2006	0.61	0.61	0.2020	0.15	10934	92.6767%	Fecal		CFU/100 mL	200	283.2	86400	-	754.4
5439000	10/26/2013	0.61	0.61	0.2020	0.15	10934	92.6767%	Fecal		CFU/100 mL	200	283.2	86400	-	754.4
5439000	1/4/2014	0.61	0.61	0.2020	0.15	10934	92.6767%	Fecal		CFU/100 mL	200	283.2	86400	-	754.4
5439000	9/13/1995	0.6	0.6	0.2020	0.15	10940	92.7276%	Fecal		CFU/100 mL	200	283.2	86400	-	744.5
5439000	8/14/1997	0.6	0.6	0.2020	0.15	10940	92.7276%	Fecal		CFU/100 mL	200	283.2	86400	-	744.5
5439000	8/25/1997	0.6	0.6	0.2020	0.15	10940	92.7276%	Fecal		CFU/100 mL	200	283.2	86400	-	744.5
5439000	9/7/1997	0.6	0.6	0.2020	0.15	10940	92.7276%	Fecal		CFU/100 mL	200	283.2	86400	-	744.5
5439000	12/7/1997	0.6	0.6	0.2020	0.15	10940	92.7276%	Fecal		CFU/100 mL	200	283.2	86400	-	744.5
5439000	8/15/2004	0.6	0.6	0.2020	0.15	10940	92.7276%	Fecal		CFU/100 mL	200	283.2	86400	-	744.5
5439000	10/14/2013	0.6	0.6	0.2020	0.15	10940	92.7276%	Fecal		CFU/100 mL	200	283.2	86400	-	744.5
5439000	10/20/2013	0.6	0.6	0.2020	0.15	10940	92.7276%	Fecal		CFU/100 mL	200	283.2	86400	-	744.5
5439000	10/11/2020	0.6	0.6	0.2020	0.15	10940	92.7276%	Fecal		CFU/100 mL	200	283.2	86400	-	744.5
5439000	10/1/1997	0.59	0.59	0.2020	0.15	10949	92.8039%	Fecal		CFU/100 mL	200	283.2	86400	-	734.7
5439000	11/23/1997	0.59	0.59	0.2020	0.15	10949	92.8039%	Fecal		CFU/100 mL	200	283.2	86400	-	734.7
5439000	8/7/2001	0.59	0.59	0.2020	0.15	10949	92.8039%	Fecal		CFU/100 mL	200	283.2	86400	-	734.7
5439000	7/26/2002	0.59	0.59	0.2020	0.15	10949	92.8039%	Fecal		CFU/100 mL	200	283.2	86400	-	734.7
5439000	12/8/2010	0.59	0.59	0.2020	0.15	10949	92.8039%	Fecal		CFU/100 mL	200	283.2	86400	-	734.7
5439000	10/3/2012	0.59	0.59	0.2020	0.15	10949	92.8039%	Fecal		CFU/100 mL	200	283.2	86400	-	734.7
5439000	9/18/2013	0.59	0.59	0.2020	0.15	10949	92.8039%	Fecal		CFU/100 mL	200	283.2	86400	-	734.7
5439000	9/7/2002	0.58	0.58	0.2020	0.15	10956	92.8632%	Fecal		CFU/100 mL	200	283.2	86400	-	724.8
5439000	9/10/2002	0.58	0.58	0.2020	0.15	10956	92.8632%	Fecal		CFU/100 mL	200	283.2	86400	-	724.8
5439000	10/10/2002	0.58	0.58	0.2020	0.15	10956	92.8632%	Fecal		CFU/100 mL	200	283.2	86400	-	724.8
5439000	10/18/2003	0.58	0.58	0.2020	0.15	10956	92.8632%	Fecal		CFU/100 mL	200	283.2	86400	-	724.8
5439000	7/30/2005	0.58	0.58	0.2020	0.15	10956	92.8632%	Fecal		CFU/100 mL	200	283.2	86400	-	724.8
5439000	3/5/2006	0.58	0.58	0.2020	0.15	10956	92.8632%	Fecal		CFU/100 mL	200	283.2	86400	-	724.8
5439000	9/29/2014	0.58	0.58	0.2020	0.15	10956	92.8632%	Fecal		CFU/100 mL	200	283.2	86400	-	724.8
5439000	11/21/1997	0.57	0.57	0.2020	0.15	10963	92.9225%	Fecal		CFU/100 mL	200	283.2	86400	-	714.9
5439000	12/14/1997	0.57	0.57	0.2020	0.15	10963	92.9225%	Fecal		CFU/100 mL	200	283.2	86400	-	714.9
5439000	12/27/2002	0.57	0.57	0.2020	0.15	10963	92.9225%	Fecal		CFU/100 mL	200	283.2	86400	-	714.9
5439000	10/19/2003	0.57	0.57	0.2020	0.15	10963	92.9225%	Fecal		CFU/100 mL	200	283.2	86400	-	714.9
5439000	9/26/2005	0.57	0.57	0.2020	0.15	10963	92.9225%	Fecal		CFU/100 mL	200	283.2	86400	-	714.9
5439000	10/9/2006	0.57	0.57	0.2020	0.15	10963	92.9225%	Fecal		CFU/100 mL	200	283.2	86400	-	714.9
5439000	9/21/2011	0.57	0.57	0.2020	0.15	10963	92.9225%	Fecal		CFU/100 mL	200	283.2	86400	-	714.9
5439000	9/17/2013	0.57	0.57	0.2020	0.15	10963	92.9225%	Fecal		CFU/100 mL	200	283.2	86400	-	714.9
5439000	10/17/2015	0.57	0.57	0.2020	0.15	10963	92.9225%	Fecal		CFU/100 mL	200	283.2	86400	-	714.9
5439000	10/14/2020	0.57	0.57	0.2020	0.15	10963	92.9225%	Fecal		CFU/100 mL	200	283.2	86400	-	714.9
5439000	11/24/1997	0.56	0.56	0.2020	0.14	10973	93.0073%	Fecal		CFU/100 mL	200	283.2	86400	-	705.0
5439000	8/24/2001	0.56	0.56	0.2020	0.14	10973	93.0073%	Fecal		CFU/100 mL	200	283.2	86400	-	705.0
5439000	9/14/2002	0.56	0.56	0.2020	0.14	10973	93.0073%	Fecal		CFU/100 mL	200	283.2	86400	-	705.0
5439000	8/9/2003	0.56	0.56	0.2020	0.14	10973	93.0073%	Fecal		CFU/100 mL	200	283.2	86400	-	705.0
5439000	8/22/2003	0.56	0.56	0.2020	0.14	10973	93.0073%	Fecal		CFU/100 mL	200	283.2	86400	-	705.0
5439000	8/23/2004	0.56	0.56	0.2020	0.14	10973	93.0073%	Fecal		CFU/100 mL	200	283.2	86400	-	705.0
5439000	8/16/2005	0.56	0.56	0.2020	0.14	10973	93.0073%	Fecal		CFU/100 mL	200	283.2	86400	-	705.0
5439000	9/7/2011	0.56	0.56	0.2020	0.14	10973	93.0073%	Fecal		CFU/100 mL	200	283.2	86400	-	705.0
5439000	8/15/2013	0.56	0.56	0.2020	0.14	10973	93.0073%	Fecal		CFU/100 mL	200	283.2	86400	-	705.0
5439000	10/21/2013	0.56	0.56	0.2020	0.14	10973	93.0073%	Fecal		CFU/100 mL	200	283.2	86400	-	705.0
5439000	10/18/2015	0.56	0.56	0.2020	0.14	10973	93.0073%	Fecal		CFU/100 mL	200	283.2	86400	-	705.0
5439000	9/4/2021	0.56	0.56	0.2020	0.14	10973	93.0073%	Fecal		CFU/100 mL	200	283.2	86400	-	705.0
5439000	9/27/1995	0.55	0.55	0.2020	0.14	10985	93.1090%	Fecal		CFU/100 mL	200	283.2	86400	-	695.1
5439000	8/12/1997	0.55	0.55	0.2020	0.14	10985	93.1090%	Fecal		CFU/100 mL	200	283.2	86400	-	695.1
5439000	11/18/1997	0.55	0.55	0.2020	0.14	10985	93.1090%	Fecal		CFU/100 mL	200	283.2	86400	-	695.1
5439000	9/11/1998	0.55	0.55	0.2020	0.14	10985	93.1090%	Fecal		CFU/100 mL	200	283.2	86400	-	695.1
5439000	9/25/2002	0.55	0.55	0.2020	0.14	10985	93.1090%	Fecal		CFU/100 mL	200	283.2	86400	-	695.1
5439000	8/20/2012	0.55	0.55	0.2020	0.14	10985	93.1090%	Fecal		CFU/100 mL	200	283.2	86400	-	695.1
5439000	9/30/2012	0.55	0.55	0.2020	0.14	10985	93.1090%	Fecal		CFU/100 mL	200	283.2	86400	-	695.1
5439000	12/25/2013	0.55	0.55	0.2020	0.14	10985	93.1090%	Fecal		CFU/100 mL	200	283.2	86400	-	695.1
5439000	12/22/1997	0.54	0.54	0.2020	0.14	10993	93.1768%	Fecal		CFU/100 mL	200	283.2	86400	-	685.2
5439000	9/8/2002	0.54	0.54	0.2020	0.14	10993	93.1768%	Fecal		CFU/100 mL	200	283.2	86400	-	685.2
5439000	9/12/2002	0.54	0.54	0.2020	0.14	10993	93.1768%	Fecal		CFU/100 mL	200	283.2	86400	-	685.2
5439000	11/27/2002	0.54	0.54	0.2020	0.14	10993	93.1768%	Fecal		CFU/100 mL	200	283.2	86400	-	685.2
5439000	1/8/2006	0.54	0.54	0.2020	0.14	10993	93.1768%	Fecal		CFU/100 mL	200	283.2	86400	-	685.2
5439000	10/2/2010	0.54	0.54	0.2020	0.14	10993	93.1768%	Fecal		CFU/100 mL	200	283.2	86400	-	685.2
5439000	12/28/2012	0.54	0.54	0.2020	0.14	10993	93.1768%	Fecal		CFU/100 mL	200	283.2	86400	-	685.2
5439000	9/16/1994	0.53	0.53	0.2020	0.14	11000	93.2361%	Fecal		CFU/100 mL	200	283.2	86400	-	675.3

Gage ID	Date	Discharge (CFS)	Gage Discharge (less Surrogate NPDES) (CFS)	Watershed Area Ratio	Calculated flow (CFS)	Rank	Flow Exceedance %	Parameter	Results	Units (mg or micro_gram	Limit/Standard	100mL/CF	sec/day	Actual Load (million colonies/day)	Allowable Load (million colonies/day)
5439000	7/28/1997	0.53	0.53	0.2020	0.14	11000	93.2361%	Fecal		CFU/100 mL	200	283.2	86400	-	675.3
5439000	9/1/1999	0.53	0.53	0.2020	0.14	11000	93.2361%	Fecal		CFU/100 mL	200	283.2	86400	-	675.3
5439000	8/27/2001	0.53	0.53	0.2020	0.14	11000	93.2361%	Fecal		CFU/100 mL	200	283.2	86400	-	675.3
5439000	10/27/2004	0.53	0.53	0.2020	0.14	11000	93.2361%	Fecal		CFU/100 mL	200	283.2	86400	-	675.3
5439000	10/3/2010	0.53	0.53	0.2020	0.14	11000	93.2361%	Fecal		CFU/100 mL	200	283.2	86400	-	675.3
5439000	9/21/2013	0.53	0.53	0.2020	0.14	11000	93.2361%	Fecal		CFU/100 mL	200	283.2	86400	-	675.3
5439000	11/19/1997	0.52	0.52	0.2020	0.14	11007	93.2955%	Fecal		CFU/100 mL	200	283.2	86400	-	665.5
5439000	9/14/2001	0.52	0.52	0.2020	0.14	11007	93.2955%	Fecal		CFU/100 mL	200	283.2	86400	-	665.5
5439000	9/16/2001	0.52	0.52	0.2020	0.14	11007	93.2955%	Fecal		CFU/100 mL	200	283.2	86400	-	665.5
5439000	12/14/2002	0.52	0.52	0.2020	0.14	11007	93.2955%	Fecal		CFU/100 mL	200	283.2	86400	-	665.5
5439000	9/4/2004	0.52	0.52	0.2020	0.14	11007	93.2955%	Fecal		CFU/100 mL	200	283.2	86400	-	665.5
5439000	10/14/2004	0.52	0.52	0.2020	0.14	11007	93.2955%	Fecal		CFU/100 mL	200	283.2	86400	-	665.5
5439000	3/4/2006	0.52	0.52	0.2020	0.14	11007	93.2955%	Fecal		CFU/100 mL	200	283.2	86400	-	665.5
5439000	9/30/2006	0.52	0.52	0.2020	0.14	11007	93.2955%	Fecal		CFU/100 mL	200	283.2	86400	-	665.5
5439000	9/30/2014	0.52	0.52	0.2020	0.14	11007	93.2955%	Fecal		CFU/100 mL	200	283.2	86400	-	665.5
5439000	10/10/2020	0.52	0.52	0.2020	0.14	11007	93.2955%	Fecal		CFU/100 mL	200	283.2	86400	-	665.5
5439000	10/18/1997	0.51	0.51	0.2020	0.13	11017	93.3802%	Fecal		CFU/100 mL	200	283.2	86400	-	655.6
5439000	11/9/1997	0.51	0.51	0.2020	0.13	11017	93.3802%	Fecal		CFU/100 mL	200	283.2	86400	-	655.6
5439000	11/20/1997	0.51	0.51	0.2020	0.13	11017	93.3802%	Fecal		CFU/100 mL	200	283.2	86400	-	655.6
5439000	12/9/1997	0.51	0.51	0.2020	0.13	11017	93.3802%	Fecal		CFU/100 mL	200	283.2	86400	-	655.6
5439000	8/10/2003	0.51	0.51	0.2020	0.13	11017	93.3802%	Fecal		CFU/100 mL	200	283.2	86400	-	655.6
5439000	1/27/2006	0.51	0.51	0.2020	0.13	11017	93.3802%	Fecal		CFU/100 mL	200	283.2	86400	-	655.6
5439000	12/29/2012	0.51	0.51	0.2020	0.13	11017	93.3802%	Fecal		CFU/100 mL	200	283.2	86400	-	655.6
5439000	9/16/1995	0.5	0.5	0.2020	0.13	11024	93.4396%	Fecal		CFU/100 mL	200	283.2	86400	-	645.7
5439000	11/25/1997	0.5	0.5	0.2020	0.13	11024	93.4396%	Fecal		CFU/100 mL	200	283.2	86400	-	645.7
5439000	9/2/1999	0.5	0.5	0.2020	0.13	11024	93.4396%	Fecal		CFU/100 mL	200	283.2	86400	-	645.7
5439000	9/15/2001	0.5	0.5	0.2020	0.13	11024	93.4396%	Fecal		CFU/100 mL	200	283.2	86400	-	645.7
5439000	9/26/2002	0.5	0.5	0.2020	0.13	11024	93.4396%	Fecal		CFU/100 mL	200	283.2	86400	-	645.7
5439000	12/28/2002	0.5	0.5	0.2020	0.13	11024	93.4396%	Fecal		CFU/100 mL	200	283.2	86400	-	645.7
5439000	10/20/2003	0.5	0.5	0.2020	0.13	11024	93.4396%	Fecal		CFU/100 mL	200	283.2	86400	-	645.7
5439000	10/10/2006	0.5	0.5	0.2020	0.13	11024	93.4396%	Fecal		CFU/100 mL	200	283.2	86400	-	645.7
5439000	9/6/2013	0.5	0.5	0.2020	0.13	11024	93.4396%	Fecal		CFU/100 mL	200	283.2	86400	-	645.7
5439000	9/9/2017	0.5	0.5	0.2020	0.13	11024	93.4396%	Fecal		CFU/100 mL	200	283.2	86400	-	645.7
5439000	9/12/1995	0.49	0.49	0.2020	0.13	11034	93.5243%	Fecal		CFU/100 mL	200	283.2	86400	-	635.8
5439000	12/20/1997	0.49	0.49	0.2020	0.13	11034	93.5243%	Fecal		CFU/100 mL	200	283.2	86400	-	635.8
5439000	7/29/2001	0.49	0.49	0.2020	0.13	11034	93.5243%	Fecal		CFU/100 mL	200	283.2	86400	-	635.8
5439000	8/20/2002	0.49	0.49	0.2020	0.13	11034	93.5243%	Fecal		CFU/100 mL	200	283.2	86400	-	635.8
5439000	9/8/2004	0.49	0.49	0.2020	0.13	11034	93.5243%	Fecal		CFU/100 mL	200	283.2	86400	-	635.8
5439000	9/24/2005	0.49	0.49	0.2020	0.13	11034	93.5243%	Fecal		CFU/100 mL	200	283.2	86400	-	635.8
5439000	9/27/2005	0.49	0.49	0.2020	0.13	11034	93.5243%	Fecal		CFU/100 mL	200	283.2	86400	-	635.8
5439000	12/11/2012	0.49	0.49	0.2020	0.13	11034	93.5243%	Fecal		CFU/100 mL	200	283.2	86400	-	635.8
5439000	9/11/2017	0.49	0.49	0.2020	0.13	11034	93.5243%	Fecal		CFU/100 mL	200	283.2	86400	-	635.8
5439000	10/20/2020	0.49	0.49	0.2020	0.13	11034	93.5243%	Fecal		CFU/100 mL	200	283.2	86400	-	635.8
5439000	7/29/1997	0.48	0.48	0.2020	0.13	11044	93.6091%	Fecal		CFU/100 mL	200	283.2	86400	-	625.9
5439000	11/15/1997	0.48	0.48	0.2020	0.13	11044	93.6091%	Fecal		CFU/100 mL	200	283.2	86400	-	625.9
5439000	8/9/2002	0.48	0.48	0.2020	0.13	11044	93.6091%	Fecal		CFU/100 mL	200	283.2	86400	-	625.9
5439000	8/12/2003	0.48	0.48	0.2020	0.13	11044	93.6091%	Fecal		CFU/100 mL	200	283.2	86400	-	625.9
5439000	7/12/2005	0.48	0.48	0.2020	0.13	11044	93.6091%	Fecal		CFU/100 mL	200	283.2	86400	-	625.9
5439000	8/19/2006	0.48	0.48	0.2020	0.13	11044	93.6091%	Fecal		CFU/100 mL	200	283.2	86400	-	625.9
5439000	9/8/2011	0.48	0.48	0.2020	0.13	11044	93.6091%	Fecal		CFU/100 mL	200	283.2	86400	-	625.9
5439000	12/6/2013	0.48	0.48	0.2020	0.13	11044	93.6091%	Fecal		CFU/100 mL	200	283.2	86400	-	625.9
5439000	9/5/2021	0.48	0.48	0.2020	0.13	11044	93.6091%	Fecal		CFU/100 mL	200	283.2	86400	-	625.9
5439000	8/18/1992	0.47	0.47	0.2020	0.13	11053	93.6854%	Fecal		CFU/100 mL	200	283.2	86400	-	616.0
5439000	12/8/1997	0.47	0.47	0.2020	0.13	11053	93.6854%	Fecal		CFU/100 mL	200	283.2	86400	-	616.0
5439000	12/21/1997	0.47	0.47	0.2020	0.13	11053	93.6854%	Fecal		CFU/100 mL	200	283.2	86400	-	616.0
5439000	12/13/2002	0.47	0.47	0.2020	0.13	11053	93.6854%	Fecal		CFU/100 mL	200	283.2	86400	-	616.0
5439000	11/18/2005	0.47	0.47	0.2020	0.13	11053	93.6854%	Fecal		CFU/100 mL	200	283.2	86400	-	616.0
5439000	8/28/2013	0.47	0.47	0.2020	0.13	11053	93.6854%	Fecal		CFU/100 mL	200	283.2	86400	-	616.0
5439000	12/26/2013	0.47	0.47	0.2020	0.13	11053	93.6854%	Fecal		CFU/100 mL	200	283.2	86400	-	616.0
5439000	12/16/1997	0.46	0.46	0.2020	0.12	11060	93.7447%	Fecal		CFU/100 mL	200	283.2	86400	-	606.1
5439000	8/19/1999	0.46	0.46	0.2020	0.12	11060	93.7447%	Fecal		CFU/100 mL	200	283.2	86400	-	606.1
5439000	3/10/2003	0.46	0.46	0.2020	0.12	11060	93.7447%	Fecal		CFU/100 mL	200	283.2	86400	-	606.1
5439000	10/23/2003	0.46	0.46	0.2020	0.12	11060	93.7447%	Fecal		CFU/100 mL	200	283.2	86400	-	606.1
5439000	9/18/2004	0.46	0.46	0.2020	0.12	11060	93.7447%	Fecal		CFU/100 mL	200	283.2	86400	-	606.1
5439000	8/11/2005	0.46	0.46	0.2020	0.12	11060	93.7447%	Fecal		CFU/100 mL	200	283.2	86400	-	606.1
5439000	8/11/2006	0.46	0.46	0.2020	0.12	11060	93.7447%	Fecal		CFU/100 mL	200	283.2	86400	-	606.1
5439000	10/4/2010	0.46	0.46	0.2020	0.12	11060	93.7447%	Fecal		CFU/100 mL	200	283.2	86400	-	606.1
5439000	7/16/2012	0.46	0.46	0.2020	0.12	11060	93.7447%	Fecal		CFU/100 mL	200	283.2	86400	-	606.1
5439000	8/16/2013	0.46	0.46	0.2020	0.12	11060	93.7447%	Fecal		CFU/100 mL	200	283.2	86400	-	606.1
5439000	9/10/2017	0.46	0.46	0.2020	0.12	11060	93.7447%	Fecal		CFU/100 mL	200	283.2	86400	-	606.1
5439000	9/17/1995	0.45	0.45	0.2020	0.12	11071	93.8379%	Fecal		CFU/100 mL	200	283.2	86400	-	596.3
5439000	12/15/1997	0.45	0.45	0.2020	0.12	11071	93.8379%	Fecal		CFU/100 mL	200	283.2	86400	-	596.3
5439000	9/14/1999	0.45	0.45	0.2020	0.12	11071	93.8379%	Fecal		CFU/100 mL	200	283.2	86400	-	596.3
5439000	8/10/2001	0.45	0.45	0.2020	0.12	11071	93.8379%	Fecal		CFU/100 mL	200	283.2	86400	-	596.3
5439000	8/2/2002	0.45	0.45	0.2020	0.12	11071	93.8379%	Fecal		CFU/100 mL	200	283.2	86400	-	596.3
5439000	11/28/2002	0.45	0.45	0.2020	0.12	11071	93.8379%	Fecal		CFU/100 mL	200	283.2	86400	-	596.3
5439000	12/3/2005	0.45	0.45	0.2020	0.12	11071	93.8379%	Fecal		CFU/100 mL	200	283.2	86400	-	596.3
5439000	8/10/2006	0.45	0.45	0.2020	0.12	11071	93.8379%	Fecal		CFU/100 mL	200	283.2	86400	-	596.3
5439000	8/24/2008	0.45	0.45	0.2020	0.12	11071	93.8379%	Fecal		CFU/100 mL	200	283.2	86400	-	596.3
5439000	7/30/2012	0.45	0.45	0.2020	0.12	11071	93.8379%	Fecal		CFU/100 mL	200	283.2	86400	-	596.3
5439000	1/3/2013	0.45	0.45	0.2020	0.12	11071	93.8379%	Fecal		CFU/100 mL	200	283.2	86400	-	596.3
5439000	9/29/2013	0.45	0.45	0.2020	0.12	11071	93.8379%	Fecal		CFU/100 mL	200	283.2	86400	-	596.3
5439000	10/3/2005	0.44	0.44	0.2020	0.12	11083	93.9397%	Fecal		CFU/100 mL	200	283.2	86400	-	586.4
5439000	9/10/2011	0.44	0.44	0.2020	0.12	11083	93.9397%	Fecal		CFU/100 mL	200	283.2	86400	-	586.4
5439000	11/15/2012	0.44	0.44	0.2020	0.12	11083	93.9397%	Fecal		CFU/100 mL	200	283.2	86400	-	586.4
5439000	9/18/1995	0.43	0.43	0.2020	0.12	11086	93.9651%	Fecal		CFU/100 mL	200	283.2	86400	-	576.5
5439000	9/28/1995	0.43	0.43	0.2020	0.12	11086	93.9651%	Fecal		CFU/100 mL	200	283.2	86400	-	576.5
5439000	11/11/1997	0.43	0.43	0.2020	0.12	11086	93.9651%	Fecal		CFU/100 mL	200	283.2	86400	-	576.5
5439000	8/20/1999	0.43	0.43	0.2020	0.12	11086	93.9651%	Fecal		CFU/100 mL	200	283.2	86400	-	576.5
5439000	12/10/2010	0.43	0.43	0.2020	0.12	11086	93.9651%	Fecal		CFU/100 mL	200	283.2	86400	-	576.5
5439000	10/27/2013	0.43	0.43	0.2020	0.12	11086	93.9651%	Fecal		CFU/100 mL	200	283.2	86400	-	576.5
5439000	1/5/2014	0.43	0.43	0.2020	0.12	11086	93.9651%	Fecal		CFU/100 mL	200	283.2	86400	-	576.5
5439000	9/12/2017	0.43	0.43	0.2020	0.12	11086	93.9651%	Fecal		CFU/100 mL	200	283.2	86400	-	576.5
5439000	9/6/2021	0.43	0.43	0.2020	0.12	11086	93.9651%	Fecal		CFU/100 mL	200	283.2	86400	-	576.5
5439000	10/12/1995	0.42	0.42	0.2020	0.12	11095	94.0414%	Fecal		CFU/100 mL	200	283.2	86400	-	566.6
5439000	8/9/2001	0.42	0.42	0.2020	0.12	11095	94.0414%	Fecal		CFU/100 mL	200	283.2	86400	-	566.6
5439000	12/12/2002	0.42	0.42	0.2020	0.12	11095	94.0414%	Fecal		CFU/100 mL	200	283.2	86400	-	566.6
5439000	12/29/2002	0.42	0.42	0.2020	0.12	11095	94.0414%	Fecal		CFU/100 mL	200	283.2	86400	-	566.6
5439000	10/21/2003	0.42	0.42	0.2020	0.12	11095	94.0414%	Fecal		CFU/100 mL	200	283.2	86400	-	566.6
5439000	7/13/2005	0.42	0.42	0.2020	0.12	11095	94.0414%	Fecal		CFU/100 mL	200	283.2	86400	-	566.6
5439000	8/3/2012	0.42	0.42	0.2020	0.12	11095	94.0414%	Fecal		CFU/100 mL	200	283.2	86400	-	566.6
5439000	8/21/2012	0.42	0.42	0.2020	0.12	11095	94.0414%	Fecal		CFU/100 mL	200	283.2	86400	-	566.6
5439000	8/18/2013	0.42	0.42	0.2020	0.12	11095	94.0414%	Fecal		CFU/100 mL	200	283.2	86400	-	566.6
5439000	10/1/2014	0.42	0.42	0.2020	0.12	11095	94.0414%	Fecal		CFU/100 mL	200	283.2	86400	-	566.6
5439000	8/16/1991	0.41	0.41	0.2020	0.11	11105	94.1261%	Fecal		CFU/100 mL	200	283.2	86400	-	556.7
5439000	9/4/1995	0.41	0.41	0.2020	0.11	11105	94.1261%	Fecal		CFU/100 mL	200	283.2	86400	-	556.7
5439000	9/15/1995	0.41	0.41	0.2020	0.11	11105	94.1261%	Fecal		CFU/100 mL	200	283.2	86400	-	556.7
5439000	12/17/1997	0.41	0.41	0.2020	0.11	11105	94.1261%	Fecal		CFU/100 mL	200	283.2	86400	-	556.7
5439000	12/18/1997	0.41	0.41	0.2020	0.11	11105	94.1261%	Fecal		CFU/100 mL	200	283.2	86400	-	556.7
5439000	8/8/2001	0.41	0.41	0.2020	0.11	11105	94.1261%	Fecal		CFU/100 mL	200	283.2	86400	-	556.7
5439000	9/9/2002	0.41	0.41	0.2020	0.11	11105	94.1261%	Fecal		CFU/100 mL	200	283.2	86400	-	556.7
5439000	9/27/2002	0.41	0.41	0.2020	0.11	11105	94.1261%	Fecal		CFU/100 mL	200	283.2	86400	-	556.7
5439000	10/8/2004	0.41	0.41	0.2020	0.11	11105	94.1261%	Fecal		CFU/100 mL	200	283.2	86400	-	556.7
5439000	10/8/2013	0.41	0.41	0.2020	0.11	11105	94.1261%	Fecal		CFU/100 mL	200	283.2	86400	-	556.7
5439000	9/5/1995	0.4	0.4	0.2020	0.11	11115	94.2109%	Fecal		CFU/100 mL	200	283.2	86400	-	546.8
5439000	9/18/1997	0.4	0.4	0.2020	0.11	11115	94.2109%	Fecal		CFU/100 mL	200	283.2	86400	-	546.8
5439000	8/28/2001	0.4	0.4	0.2020	0.11	11115	94.2109%	Fecal		CFU/100 mL	200	283.2	86400	-	546.8
5439000	11/13/2005	0.4	0.4	0.2020	0.11	11115	94.2109%	Fecal		CFU/100 mL	200	283.2	86400	-	546.8
5439000	12/30/2005	0.4	0.4	0.2020	0.11	11115	94.2109%	Fecal		CFU/100 mL	200	283.2	86400	-	546.8
5439000	1/9/2006	0.4	0.4	0.2020	0.11	11115	94.2109%	Fecal		CFU/100 mL	200	283.2	86400	-	546.8
5439000	8/19/2013	0.4	0.4	0.2020	0.11	11115	94.2109%	Fecal		CFU/100 mL	200	283.2	86400	-	546.8
5439000	10/29/2013	0.4	0.4	0.2020	0.11	11115	94.2109%	Fecal		CFU/100 mL	200	283.2	86400	-	546.8
5439000	9/17/1994	0.39	0.39	0.2020	0.11	11123	94.2787%	Fecal		CFU/100 mL	200	283.2	86400	-	536.9
5439000	9/6/1995	0.39	0.39	0.2020	0.11	11123	94.2787%	Fecal		CFU/100 mL	200	283.2	86400	-	536.9
5439000	10/8/1997	0.39	0.39	0.2020	0.11	11123	94.2787%	Fecal		CFU/100 mL	200	283.2	86400	-	536.9

Gage ID	Date	Discharge (CFS)	Gage Discharge (less Surrogate NPDES) (CFS)	Watershed Area Ratio	Calculated flow (CFS)	Rank	Flow Exceedance %	Parameter	Results	Units (mg or micro_gram	Limit/Standard	100mL/CF	sec/day	Actual Load (million colonies/day)	Allowable Load (million colonies/day)
5439000	9/13/2002	0.39	0.39	0.2020	0.11	11123	94.2787%	Fecal		CFU/100 mL	200	283.2	86400	-	536.9
5439000	12/11/2002	0.39	0.39	0.2020	0.11	11123	94.2787%	Fecal		CFU/100 mL	200	283.2	86400	-	536.9
5439000	9/20/2005	0.39	0.39	0.2020	0.11	11123	94.2787%	Fecal		CFU/100 mL	200	283.2	86400	-	536.9
5439000	9/29/2010	0.39	0.39	0.2020	0.11	11123	94.2787%	Fecal		CFU/100 mL	200	283.2	86400	-	536.9
5439000	9/26/2012	0.39	0.39	0.2020	0.11	11123	94.2787%	Fecal		CFU/100 mL	200	283.2	86400	-	536.9
5439000	10/28/2013	0.39	0.39	0.2020	0.11	11123	94.2787%	Fecal		CFU/100 mL	200	283.2	86400	-	536.9
5439000	10/15/2020	0.39	0.39	0.2020	0.11	11123	94.2787%	Fecal		CFU/100 mL	200	283.2	86400	-	536.9
5439000	10/4/1995	0.38	0.38	0.2020	0.11	11133	94.3635%	Fecal		CFU/100 mL	200	283.2	86400	-	527.1
5439000	8/6/1997	0.38	0.38	0.2020	0.11	11133	94.3635%	Fecal		CFU/100 mL	200	283.2	86400	-	527.1
5439000	12/19/1997	0.38	0.38	0.2020	0.11	11133	94.3635%	Fecal		CFU/100 mL	200	283.2	86400	-	527.1
5439000	9/12/1998	0.38	0.38	0.2020	0.11	11133	94.3635%	Fecal		CFU/100 mL	200	283.2	86400	-	527.1
5439000	9/4/1999	0.38	0.38	0.2020	0.11	11133	94.3635%	Fecal		CFU/100 mL	200	283.2	86400	-	527.1
5439000	9/29/2002	0.38	0.38	0.2020	0.11	11133	94.3635%	Fecal		CFU/100 mL	200	283.2	86400	-	527.1
5439000	7/31/2005	0.38	0.38	0.2020	0.11	11133	94.3635%	Fecal		CFU/100 mL	200	283.2	86400	-	527.1
5439000	8/17/2005	0.38	0.38	0.2020	0.11	11133	94.3635%	Fecal		CFU/100 mL	200	283.2	86400	-	527.1
5439000	10/4/2005	0.38	0.38	0.2020	0.11	11133	94.3635%	Fecal		CFU/100 mL	200	283.2	86400	-	527.1
5439000	10/19/2020	0.38	0.38	0.2020	0.11	11133	94.3635%	Fecal		CFU/100 mL	200	283.2	86400	-	527.1
5439000	9/18/1994	0.37	0.37	0.2020	0.11	11143	94.4482%	Fecal		CFU/100 mL	200	283.2	86400	-	517.2
5439000	9/14/1995	0.37	0.37	0.2020	0.11	11143	94.4482%	Fecal		CFU/100 mL	200	283.2	86400	-	517.2
5439000	9/23/1997	0.37	0.37	0.2020	0.11	11143	94.4482%	Fecal		CFU/100 mL	200	283.2	86400	-	517.2
5439000	10/2/1997	0.37	0.37	0.2020	0.11	11143	94.4482%	Fecal		CFU/100 mL	200	283.2	86400	-	517.2
5439000	10/21/1997	0.37	0.37	0.2020	0.11	11143	94.4482%	Fecal		CFU/100 mL	200	283.2	86400	-	517.2
5439000	8/11/2001	0.37	0.37	0.2020	0.11	11143	94.4482%	Fecal		CFU/100 mL	200	283.2	86400	-	517.2
5439000	8/31/2001	0.37	0.37	0.2020	0.11	11143	94.4482%	Fecal		CFU/100 mL	200	283.2	86400	-	517.2
5439000	11/29/2002	0.37	0.37	0.2020	0.11	11143	94.4482%	Fecal		CFU/100 mL	200	283.2	86400	-	517.2
5439000	12/30/2002	0.37	0.37	0.2020	0.11	11143	94.4482%	Fecal		CFU/100 mL	200	283.2	86400	-	517.2
5439000	9/19/2004	0.37	0.37	0.2020	0.11	11143	94.4482%	Fecal		CFU/100 mL	200	283.2	86400	-	517.2
5439000	11/19/2005	0.37	0.37	0.2020	0.11	11143	94.4482%	Fecal		CFU/100 mL	200	283.2	86400	-	517.2
5439000	9/7/2013	0.37	0.37	0.2020	0.11	11143	94.4482%	Fecal		CFU/100 mL	200	283.2	86400	-	517.2
5439000	1/3/2014	0.37	0.37	0.2020	0.11	11143	94.4482%	Fecal		CFU/100 mL	200	283.2	86400	-	517.2
5439000	9/24/2021	0.37	0.37	0.2020	0.11	11143	94.4482%	Fecal		CFU/100 mL	200	283.2	86400	-	517.2
5439000	8/27/1997	0.36	0.36	0.2020	0.10	11157	94.5669%	Fecal		CFU/100 mL	200	283.2	86400	-	507.3
5439000	11/12/1997	0.36	0.36	0.2020	0.10	11157	94.5669%	Fecal		CFU/100 mL	200	283.2	86400	-	507.3
5439000	9/28/2002	0.36	0.36	0.2020	0.10	11157	94.5669%	Fecal		CFU/100 mL	200	283.2	86400	-	507.3
5439000	8/9/2006	0.36	0.36	0.2020	0.10	11157	94.5669%	Fecal		CFU/100 mL	200	283.2	86400	-	507.3
5439000	10/31/2012	0.36	0.36	0.2020	0.10	11157	94.5669%	Fecal		CFU/100 mL	200	283.2	86400	-	507.3
5439000	8/17/1999	0.35	0.35	0.2020	0.10	11162	94.6093%	Fecal		CFU/100 mL	200	283.2	86400	-	497.4
5439000	8/12/2001	0.35	0.35	0.2020	0.10	11162	94.6093%	Fecal		CFU/100 mL	200	283.2	86400	-	497.4
5439000	9/30/2002	0.35	0.35	0.2020	0.10	11162	94.6093%	Fecal		CFU/100 mL	200	283.2	86400	-	497.4
5439000	12/10/2002	0.35	0.35	0.2020	0.10	11162	94.6093%	Fecal		CFU/100 mL	200	283.2	86400	-	497.4
5439000	10/22/2003	0.35	0.35	0.2020	0.10	11162	94.6093%	Fecal		CFU/100 mL	200	283.2	86400	-	497.4
5439000	8/30/2006	0.35	0.35	0.2020	0.10	11162	94.6093%	Fecal		CFU/100 mL	200	283.2	86400	-	497.4
5439000	9/28/2012	0.35	0.35	0.2020	0.10	11162	94.6093%	Fecal		CFU/100 mL	200	283.2	86400	-	497.4
5439000	9/29/2012	0.35	0.35	0.2020	0.10	11162	94.6093%	Fecal		CFU/100 mL	200	283.2	86400	-	497.4
5439000	10/16/2013	0.35	0.35	0.2020	0.10	11162	94.6093%	Fecal		CFU/100 mL	200	283.2	86400	-	497.4
5439000	12/10/2013	0.35	0.35	0.2020	0.10	11162	94.6093%	Fecal		CFU/100 mL	200	283.2	86400	-	497.4
5439000	10/16/2020	0.35	0.35	0.2020	0.10	11162	94.6093%	Fecal		CFU/100 mL	200	283.2	86400	-	497.4
5439000	7/30/1997	0.34	0.34	0.2020	0.10	11173	94.7025%	Fecal		CFU/100 mL	200	283.2	86400	-	487.5
5439000	8/10/1997	0.34	0.34	0.2020	0.10	11173	94.7025%	Fecal		CFU/100 mL	200	283.2	86400	-	487.5
5439000	9/5/1999	0.34	0.34	0.2020	0.10	11173	94.7025%	Fecal		CFU/100 mL	200	283.2	86400	-	487.5
5439000	10/1/2004	0.34	0.34	0.2020	0.10	11173	94.7025%	Fecal		CFU/100 mL	200	283.2	86400	-	487.5
5439000	8/28/2008	0.34	0.34	0.2020	0.10	11173	94.7025%	Fecal		CFU/100 mL	200	283.2	86400	-	487.5
5439000	9/22/2013	0.34	0.34	0.2020	0.10	11173	94.7025%	Fecal		CFU/100 mL	200	283.2	86400	-	487.5
5439000	10/18/2020	0.34	0.34	0.2020	0.10	11173	94.7025%	Fecal		CFU/100 mL	200	283.2	86400	-	487.5
5439000	8/30/1997	0.33	0.33	0.2020	0.10	11180	94.7618%	Fecal		CFU/100 mL	200	283.2	86400	-	477.6
5439000	8/31/1997	0.33	0.33	0.2020	0.10	11180	94.7618%	Fecal		CFU/100 mL	200	283.2	86400	-	477.6
5439000	9/2/1997	0.33	0.33	0.2020	0.10	11180	94.7618%	Fecal		CFU/100 mL	200	283.2	86400	-	477.6
5439000	9/24/1997	0.33	0.33	0.2020	0.10	11180	94.7618%	Fecal		CFU/100 mL	200	283.2	86400	-	477.6
5439000	8/10/2002	0.33	0.33	0.2020	0.10	11180	94.7618%	Fecal		CFU/100 mL	200	283.2	86400	-	477.6
5439000	9/20/2004	0.33	0.33	0.2020	0.10	11180	94.7618%	Fecal		CFU/100 mL	200	283.2	86400	-	477.6
5439000	9/11/2011	0.33	0.33	0.2020	0.10	11180	94.7618%	Fecal		CFU/100 mL	200	283.2	86400	-	477.6
5439000	9/27/2012	0.33	0.33	0.2020	0.10	11180	94.7618%	Fecal		CFU/100 mL	200	283.2	86400	-	477.6
5439000	11/3/2012	0.33	0.33	0.2020	0.10	11180	94.7618%	Fecal		CFU/100 mL	200	283.2	86400	-	477.6
5439000	9/7/2021	0.33	0.33	0.2020	0.10	11180	94.7618%	Fecal		CFU/100 mL	200	283.2	86400	-	477.6
5439000	8/7/1997	0.32	0.32	0.2020	0.10	11190	94.8466%	Fecal		CFU/100 mL	200	283.2	86400	-	467.7
5439000	8/26/1997	0.32	0.32	0.2020	0.10	11190	94.8466%	Fecal		CFU/100 mL	200	283.2	86400	-	467.7
5439000	10/5/1997	0.32	0.32	0.2020	0.10	11190	94.8466%	Fecal		CFU/100 mL	200	283.2	86400	-	467.7
5439000	9/21/1999	0.32	0.32	0.2020	0.10	11190	94.8466%	Fecal		CFU/100 mL	200	283.2	86400	-	467.7
5439000	8/11/2002	0.32	0.32	0.2020	0.10	11190	94.8466%	Fecal		CFU/100 mL	200	283.2	86400	-	467.7
5439000	12/31/2002	0.32	0.32	0.2020	0.10	11190	94.8466%	Fecal		CFU/100 mL	200	283.2	86400	-	467.7
5439000	10/28/2004	0.32	0.32	0.2020	0.10	11190	94.8466%	Fecal		CFU/100 mL	200	283.2	86400	-	467.7
5439000	7/16/2005	0.32	0.32	0.2020	0.10	11190	94.8466%	Fecal		CFU/100 mL	200	283.2	86400	-	467.7
5439000	11/8/2005	0.32	0.32	0.2020	0.10	11190	94.8466%	Fecal		CFU/100 mL	200	283.2	86400	-	467.7
5439000	8/29/2008	0.32	0.32	0.2020	0.10	11190	94.8466%	Fecal		CFU/100 mL	200	283.2	86400	-	467.7
5439000	12/19/2012	0.32	0.32	0.2020	0.10	11190	94.8466%	Fecal		CFU/100 mL	200	283.2	86400	-	467.7
5439000	8/17/2013	0.32	0.32	0.2020	0.10	11190	94.8466%	Fecal		CFU/100 mL	200	283.2	86400	-	467.7
5439000	9/8/2013	0.32	0.32	0.2020	0.10	11190	94.8466%	Fecal		CFU/100 mL	200	283.2	86400	-	467.7
5439000	9/9/2013	0.32	0.32	0.2020	0.10	11190	94.8466%	Fecal		CFU/100 mL	200	283.2	86400	-	467.7
5439000	10/17/2020	0.32	0.32	0.2020	0.10	11190	94.8466%	Fecal		CFU/100 mL	200	283.2	86400	-	467.7
5439000	9/8/2021	0.32	0.32	0.2020	0.10	11190	94.8466%	Fecal		CFU/100 mL	200	283.2	86400	-	467.7
5439000	8/20/1992	0.31	0.31	0.2020	0.09	11206	94.9822%	Fecal		CFU/100 mL	200	283.2	86400	-	457.9
5439000	8/28/1997	0.31	0.31	0.2020	0.09	11206	94.9822%	Fecal		CFU/100 mL	200	283.2	86400	-	457.9
5439000	9/4/1997	0.31	0.31	0.2020	0.09	11206	94.9822%	Fecal		CFU/100 mL	200	283.2	86400	-	457.9
5439000	9/15/1997	0.31	0.31	0.2020	0.09	11206	94.9822%	Fecal		CFU/100 mL	200	283.2	86400	-	457.9
5439000	9/30/1997	0.31	0.31	0.2020	0.09	11206	94.9822%	Fecal		CFU/100 mL	200	283.2	86400	-	457.9
5439000	10/3/1997	0.31	0.31	0.2020	0.09	11206	94.9822%	Fecal		CFU/100 mL	200	283.2	86400	-	457.9
5439000	8/15/2001	0.31	0.31	0.2020	0.09	11206	94.9822%	Fecal		CFU/100 mL	200	283.2	86400	-	457.9
5439000	9/12/2004	0.31	0.31	0.2020	0.09	11206	94.9822%	Fecal		CFU/100 mL	200	283.2	86400	-	457.9
5439000	9/25/2021	0.31	0.31	0.2020	0.09	11206	94.9822%	Fecal		CFU/100 mL	200	283.2	86400	-	457.9
5439000	9/19/1994	0.3	0.3	0.2020	0.09	11215	95.0585%	Fecal		CFU/100 mL	200	283.2	86400	-	448.0
5439000	8/29/1997	0.3	0.3	0.2020	0.09	11215	95.0585%	Fecal		CFU/100 mL	200	283.2	86400	-	448.0
5439000	9/29/1997	0.3	0.3	0.2020	0.09	11215	95.0585%	Fecal		CFU/100 mL	200	283.2	86400	-	448.0
5439000	8/29/2001	0.3	0.3	0.2020	0.09	11215	95.0585%	Fecal		CFU/100 mL	200	283.2	86400	-	448.0
5439000	12/9/2002	0.3	0.3	0.2020	0.09	11215	95.0585%	Fecal		CFU/100 mL	200	283.2	86400	-	448.0
5439000	9/2/2003	0.3	0.3	0.2020	0.09	11215	95.0585%	Fecal		CFU/100 mL	200	283.2	86400	-	448.0
5439000	11/20/2005	0.3	0.3	0.2020	0.09	11215	95.0585%	Fecal		CFU/100 mL	200	283.2	86400	-	448.0
5439000	11/1/2012	0.3	0.3	0.2020	0.09	11215	95.0585%	Fecal		CFU/100 mL	200	283.2	86400	-	448.0
5439000	12/12/2013	0.3	0.3	0.2020	0.09	11215	95.0585%	Fecal		CFU/100 mL	200	283.2	86400	-	448.0
5439000	8/9/1997	0.29	0.29	0.2020	0.09	11224	95.1348%	Fecal		CFU/100 mL	200	283.2	86400	-	438.1
5439000	9/5/1997	0.29	0.29	0.2020	0.09	11224	95.1348%	Fecal		CFU/100 mL	200	283.2	86400	-	438.1
5439000	9/27/1997	0.29	0.29	0.2020	0.09	11224	95.1348%	Fecal		CFU/100 mL	200	283.2	86400	-	438.1
5439000	9/28/1997	0.29	0.29	0.2020	0.09	11224	95.1348%	Fecal		CFU/100 mL	200	283.2	86400	-	438.1
5439000	8/13/2001	0.29	0.29	0.2020	0.09	11224	95.1348%	Fecal		CFU/100 mL	200	283.2	86400	-	438.1
5439000	8/30/2001	0.29	0.29	0.2020	0.09	11224	95.1348%	Fecal		CFU/100 mL	200	283.2	86400	-	438.1
5439000	12/8/2002	0.29	0.29	0.2020	0.09	11224	95.1348%	Fecal		CFU/100 mL	200	283.2	86400	-	438.1
5439000	9/15/2003	0.29	0.29	0.2020	0.09	11224	95.1348%	Fecal		CFU/100 mL	200	283.2	86400	-	438.1
5439000	9/28/2003	0.29	0.29	0.2020	0.09	11224	95.1348%	Fecal		CFU/100 mL	200	283.2	86400	-	438.1
5439000	7/14/2005	0.29	0.29	0.2020	0.09	11224	95.1348%	Fecal		CFU/100 mL	200	283.2	86400	-	438.1
5439000	1/10/2006	0.29	0.29	0.2020	0.09	11224	95.1348%	Fecal		CFU/100 mL	200	283.2	86400	-	438.1
5439000	9/9/2011	0.29	0.29	0.2020	0.09	11224	95.1348%	Fecal		CFU/100 mL	200	283.2	86400	-	438.1
5439000	9/12/2012	0.29	0.29	0.2020	0.09	11224	95.1348%	Fecal		CFU/100 mL	200	283.2	86400	-	438.1
5439000	11/16/2012	0.29	0.29	0.2020	0.09	11224	95.1348%	Fecal		CFU/100 mL	200	283.2	86400	-	438.1
5439000	12/30/2012	0.29	0.29	0.2020	0.09	11224	95.1348%	Fecal		CFU/100 mL	200	283.2	86400	-	438.1
5439000	1/9/2013	0.29	0.29	0.2020	0.09	11224	95.1348%	Fecal		CFU/100 mL	200	283.2	86400	-	438.1
5439000	12/27/2013	0.29	0.29	0.2020	0.09	11224	95.1348%	Fecal		CFU/100 mL	200	283.2	86400	-	438.1
5439000	9/3/1997	0.28	0.28	0.2020	0.09	11241	95.2789%	Fecal		CFU/100 mL	200	283.2	86400	-	428.2
5439000	10/22/1997	0.28	0.28	0.2020	0.09	11241	95.2789%	Fecal		CFU/100 mL	200	283.2	86400	-	428.2
5439000	8/21/1999	0.28	0.28	0.2020	0.09	11241	95.2789%	Fecal		CFU/100 mL	200	283.2	86400	-	428.2
5439000	8/14/2001	0.28	0.28	0.2020	0.09	11241	95.2789%	Fecal		CFU/100 mL	200	283.2	86400	-	428.2
5439000	9/1/2001	0.28	0.28	0.2020	0.09	11241	95.2789%	Fecal		CFU/100 mL	200	283.2	86400	-	428.2
5439000	9/15/2002	0.28	0.28	0.2020	0.09	11241	95.2789%	Fecal		CFU/100 mL	200	283.2	86400	-	428.2
5439000	11/30/2002	0.28	0.28	0.2020	0.09	11241	95.2789%	Fecal		CFU/100 mL	200	283.2	86400	-	428.2
5439000	1/1/2003	0.28	0.28	0.2020	0.09	11241	95.2789%	Fecal		CFU/100 mL	200	283.2	86400	-	428.2
5439000	9/10/2004	0.28	0.28	0.2020	0.09	11241	95.2789%	Fecal		CFU/100 mL	200	283.2	86400	-	428.2
5439000	9/19/2005	0.28	0.28	0.2020	0.09	11241	95.2789%	Fecal		CFU/100 mL	200	283.2	86400	-	428.2

Gage ID	Date	Discharge (CFS)	Gage Discharge (less Surrogate NPDES) (CFS)	Watershed Area Ratio	Calculated flow (CFS)	Rank	Flow Exceedance %	Parameter	Results	Units (mg or micro_gram	Limit/Standard	100mL/CF	sec/day	Actual Load (million colonies/day)	Allowable Load (million colonies/day)
5439000	9/12/2011	0.28	0.28	0.2020	0.09	11241	95.2789%	Fecal		CFU/100 mL	200	283.2	86400	-	428.2
5439000	12/28/2013	0.28	0.28	0.2020	0.09	11241	95.2789%	Fecal		CFU/100 mL	200	283.2	86400	-	428.2
5439000	10/2/2014	0.28	0.28	0.2020	0.09	11241	95.2789%	Fecal		CFU/100 mL	200	283.2	86400	-	428.2
5439000	9/6/1997	0.27	0.27	0.2020	0.09	11254	95.3890%	Fecal		CFU/100 mL	200	283.2	86400	-	418.3
5439000	10/10/1997	0.27	0.27	0.2020	0.09	11254	95.3890%	Fecal		CFU/100 mL	200	283.2	86400	-	418.3
5439000	9/6/1999	0.27	0.27	0.2020	0.09	11254	95.3890%	Fecal		CFU/100 mL	200	283.2	86400	-	418.3
5439000	9/2/2001	0.27	0.27	0.2020	0.09	11254	95.3890%	Fecal		CFU/100 mL	200	283.2	86400	-	418.3
5439000	12/7/2002	0.27	0.27	0.2020	0.09	11254	95.3890%	Fecal		CFU/100 mL	200	283.2	86400	-	418.3
5439000	9/21/2004	0.27	0.27	0.2020	0.09	11254	95.3890%	Fecal		CFU/100 mL	200	283.2	86400	-	418.3
5439000	10/9/2004	0.27	0.27	0.2020	0.09	11254	95.3890%	Fecal		CFU/100 mL	200	283.2	86400	-	418.3
5439000	12/4/2005	0.27	0.27	0.2020	0.09	11254	95.3890%	Fecal		CFU/100 mL	200	283.2	86400	-	418.3
5439000	9/13/2017	0.27	0.27	0.2020	0.09	11254	95.3890%	Fecal		CFU/100 mL	200	283.2	86400	-	418.3
5439000	9/17/2017	0.27	0.27	0.2020	0.09	11254	95.3890%	Fecal		CFU/100 mL	200	283.2	86400	-	418.3
5439000	8/18/1999	0.26	0.26	0.2020	0.08	11264	95.4738%	Fecal		CFU/100 mL	200	283.2	86400	-	408.4
5439000	3/9/2003	0.26	0.26	0.2020	0.08	11264	95.4738%	Fecal		CFU/100 mL	200	283.2	86400	-	408.4
5439000	9/1/2003	0.26	0.26	0.2020	0.08	11264	95.4738%	Fecal		CFU/100 mL	200	283.2	86400	-	408.4
5439000	7/15/2005	0.26	0.26	0.2020	0.08	11264	95.4738%	Fecal		CFU/100 mL	200	283.2	86400	-	408.4
5439000	8/12/2006	0.26	0.26	0.2020	0.08	11264	95.4738%	Fecal		CFU/100 mL	200	283.2	86400	-	408.4
5439000	10/8/2010	0.26	0.26	0.2020	0.08	11264	95.4738%	Fecal		CFU/100 mL	200	283.2	86400	-	408.4
5439000	8/9/2012	0.26	0.26	0.2020	0.08	11264	95.4738%	Fecal		CFU/100 mL	200	283.2	86400	-	408.4
5439000	10/5/2012	0.26	0.26	0.2020	0.08	11264	95.4738%	Fecal		CFU/100 mL	200	283.2	86400	-	408.4
5439000	9/23/2013	0.26	0.26	0.2020	0.08	11264	95.4738%	Fecal		CFU/100 mL	200	283.2	86400	-	408.4
5439000	10/9/2013	0.26	0.26	0.2020	0.08	11264	95.4738%	Fecal		CFU/100 mL	200	283.2	86400	-	408.4
5439000	12/29/2013	0.26	0.26	0.2020	0.08	11264	95.4738%	Fecal		CFU/100 mL	200	283.2	86400	-	408.4
5439000	9/9/2021	0.26	0.26	0.2020	0.08	11264	95.4738%	Fecal		CFU/100 mL	200	283.2	86400	-	408.4
5439000	8/5/1997	0.25	0.25	0.2020	0.08	11276	95.5755%	Fecal		CFU/100 mL	200	283.2	86400	-	398.5
5439000	10/23/1997	0.25	0.25	0.2020	0.08	11276	95.5755%	Fecal		CFU/100 mL	200	283.2	86400	-	398.5
5439000	11/13/1997	0.25	0.25	0.2020	0.08	11276	95.5755%	Fecal		CFU/100 mL	200	283.2	86400	-	398.5
5439000	12/1/2002	0.25	0.25	0.2020	0.08	11276	95.5755%	Fecal		CFU/100 mL	200	283.2	86400	-	398.5
5439000	1/2/2003	0.25	0.25	0.2020	0.08	11276	95.5755%	Fecal		CFU/100 mL	200	283.2	86400	-	398.5
5439000	7/17/2005	0.25	0.25	0.2020	0.08	11276	95.5755%	Fecal		CFU/100 mL	200	283.2	86400	-	398.5
5439000	8/25/2005	0.25	0.25	0.2020	0.08	11276	95.5755%	Fecal		CFU/100 mL	200	283.2	86400	-	398.5
5439000	9/28/2005	0.25	0.25	0.2020	0.08	11276	95.5755%	Fecal		CFU/100 mL	200	283.2	86400	-	398.5
5439000	1/11/2006	0.25	0.25	0.2020	0.08	11276	95.5755%	Fecal		CFU/100 mL	200	283.2	86400	-	398.5
5439000	7/17/2012	0.25	0.25	0.2020	0.08	11276	95.5755%	Fecal		CFU/100 mL	200	283.2	86400	-	398.5
5439000	8/8/2012	0.25	0.25	0.2020	0.08	11276	95.5755%	Fecal		CFU/100 mL	200	283.2	86400	-	398.5
5439000	9/30/2013	0.25	0.25	0.2020	0.08	11276	95.5755%	Fecal		CFU/100 mL	200	283.2	86400	-	398.5
5439000	9/10/2021	0.25	0.25	0.2020	0.08	11276	95.5755%	Fecal		CFU/100 mL	200	283.2	86400	-	398.5
5439000	9/8/1997	0.24	0.24	0.2020	0.08	11289	95.6857%	Fecal		CFU/100 mL	200	283.2	86400	-	388.7
5439000	9/8/1999	0.24	0.24	0.2020	0.08	11289	95.6857%	Fecal		CFU/100 mL	200	283.2	86400	-	388.7
5439000	9/16/1999	0.24	0.24	0.2020	0.08	11289	95.6857%	Fecal		CFU/100 mL	200	283.2	86400	-	388.7
5439000	12/6/2002	0.24	0.24	0.2020	0.08	11289	95.6857%	Fecal		CFU/100 mL	200	283.2	86400	-	388.7
5439000	8/13/2003	0.24	0.24	0.2020	0.08	11289	95.6857%	Fecal		CFU/100 mL	200	283.2	86400	-	388.7
5439000	8/23/2003	0.24	0.24	0.2020	0.08	11289	95.6857%	Fecal		CFU/100 mL	200	283.2	86400	-	388.7
5439000	9/11/2004	0.24	0.24	0.2020	0.08	11289	95.6857%	Fecal		CFU/100 mL	200	283.2	86400	-	388.7
5439000	9/13/2004	0.24	0.24	0.2020	0.08	11289	95.6857%	Fecal		CFU/100 mL	200	283.2	86400	-	388.7
5439000	8/1/2005	0.24	0.24	0.2020	0.08	11289	95.6857%	Fecal		CFU/100 mL	200	283.2	86400	-	388.7
5439000	8/26/2005	0.24	0.24	0.2020	0.08	11289	95.6857%	Fecal		CFU/100 mL	200	283.2	86400	-	388.7
5439000	11/21/2005	0.24	0.24	0.2020	0.08	11289	95.6857%	Fecal		CFU/100 mL	200	283.2	86400	-	388.7
5439000	8/20/2006	0.24	0.24	0.2020	0.08	11289	95.6857%	Fecal		CFU/100 mL	200	283.2	86400	-	388.7
5439000	11/4/2012	0.24	0.24	0.2020	0.08	11289	95.6857%	Fecal		CFU/100 mL	200	283.2	86400	-	388.7
5439000	1/8/2013	0.24	0.24	0.2020	0.08	11289	95.6857%	Fecal		CFU/100 mL	200	283.2	86400	-	388.7
5439000	10/15/2013	0.24	0.24	0.2020	0.08	11289	95.6857%	Fecal		CFU/100 mL	200	283.2	86400	-	388.7
5439000	12/7/2013	0.24	0.24	0.2020	0.08	11289	95.6857%	Fecal		CFU/100 mL	200	283.2	86400	-	388.7
5439000	9/14/2017	0.24	0.24	0.2020	0.08	11289	95.6857%	Fecal		CFU/100 mL	200	283.2	86400	-	388.7
5439000	8/8/1997	0.23	0.23	0.2020	0.08	11306	95.8298%	Fecal		CFU/100 mL	200	283.2	86400	-	378.8
5439000	9/10/1997	0.23	0.23	0.2020	0.08	11306	95.8298%	Fecal		CFU/100 mL	200	283.2	86400	-	378.8
5439000	8/22/1999	0.23	0.23	0.2020	0.08	11306	95.8298%	Fecal		CFU/100 mL	200	283.2	86400	-	378.8
5439000	10/16/2004	0.23	0.23	0.2020	0.08	11306	95.8298%	Fecal		CFU/100 mL	200	283.2	86400	-	378.8
5439000	1/12/2006	0.23	0.23	0.2020	0.08	11306	95.8298%	Fecal		CFU/100 mL	200	283.2	86400	-	378.8
5439000	1/26/2006	0.23	0.23	0.2020	0.08	11306	95.8298%	Fecal		CFU/100 mL	200	283.2	86400	-	378.8
5439000	11/7/2012	0.23	0.23	0.2020	0.08	11306	95.8298%	Fecal		CFU/100 mL	200	283.2	86400	-	378.8
5439000	12/31/2012	0.23	0.23	0.2020	0.08	11306	95.8298%	Fecal		CFU/100 mL	200	283.2	86400	-	378.8
5439000	12/30/2013	0.23	0.23	0.2020	0.08	11306	95.8298%	Fecal		CFU/100 mL	200	283.2	86400	-	378.8
5439000	1/2/2014	0.23	0.23	0.2020	0.08	11306	95.8298%	Fecal		CFU/100 mL	200	283.2	86400	-	378.8
5439000	9/9/1997	0.22	0.22	0.2020	0.08	11316	95.9146%	Fecal		CFU/100 mL	200	283.2	86400	-	368.9
5439000	9/26/1997	0.22	0.22	0.2020	0.08	11316	95.9146%	Fecal		CFU/100 mL	200	283.2	86400	-	368.9
5439000	10/6/1997	0.22	0.22	0.2020	0.08	11316	95.9146%	Fecal		CFU/100 mL	200	283.2	86400	-	368.9
5439000	9/15/1999	0.22	0.22	0.2020	0.08	11316	95.9146%	Fecal		CFU/100 mL	200	283.2	86400	-	368.9
5439000	12/2/2002	0.22	0.22	0.2020	0.08	11316	95.9146%	Fecal		CFU/100 mL	200	283.2	86400	-	368.9
5439000	12/5/2002	0.22	0.22	0.2020	0.08	11316	95.9146%	Fecal		CFU/100 mL	200	283.2	86400	-	368.9
5439000	10/5/2005	0.22	0.22	0.2020	0.08	11316	95.9146%	Fecal		CFU/100 mL	200	283.2	86400	-	368.9
5439000	1/13/2006	0.22	0.22	0.2020	0.08	11316	95.9146%	Fecal		CFU/100 mL	200	283.2	86400	-	368.9
5439000	1/25/2006	0.22	0.22	0.2020	0.08	11316	95.9146%	Fecal		CFU/100 mL	200	283.2	86400	-	368.9
5439000	12/9/2010	0.22	0.22	0.2020	0.08	11316	95.9146%	Fecal		CFU/100 mL	200	283.2	86400	-	368.9
5439000	9/11/2021	0.22	0.22	0.2020	0.08	11316	95.9146%	Fecal		CFU/100 mL	200	283.2	86400	-	368.9
5439000	9/11/1997	0.21	0.21	0.2020	0.07	11327	96.0078%	Fecal		CFU/100 mL	200	283.2	86400	-	359.0
5439000	9/14/1997	0.21	0.21	0.2020	0.07	11327	96.0078%	Fecal		CFU/100 mL	200	283.2	86400	-	359.0
5439000	11/14/1997	0.21	0.21	0.2020	0.07	11327	96.0078%	Fecal		CFU/100 mL	200	283.2	86400	-	359.0
5439000	9/7/1999	0.21	0.21	0.2020	0.07	11327	96.0078%	Fecal		CFU/100 mL	200	283.2	86400	-	359.0
5439000	12/3/2002	0.21	0.21	0.2020	0.07	11327	96.0078%	Fecal		CFU/100 mL	200	283.2	86400	-	359.0
5439000	12/4/2002	0.21	0.21	0.2020	0.07	11327	96.0078%	Fecal		CFU/100 mL	200	283.2	86400	-	359.0
5439000	1/3/2003	0.21	0.21	0.2020	0.07	11327	96.0078%	Fecal		CFU/100 mL	200	283.2	86400	-	359.0
5439000	10/12/2003	0.21	0.21	0.2020	0.07	11327	96.0078%	Fecal		CFU/100 mL	200	283.2	86400	-	359.0
5439000	10/2/2004	0.21	0.21	0.2020	0.07	11327	96.0078%	Fecal		CFU/100 mL	200	283.2	86400	-	359.0
5439000	11/10/2005	0.21	0.21	0.2020	0.07	11327	96.0078%	Fecal		CFU/100 mL	200	283.2	86400	-	359.0
5439000	12/5/2005	0.21	0.21	0.2020	0.07	11327	96.0078%	Fecal		CFU/100 mL	200	283.2	86400	-	359.0
5439000	1/14/2006	0.21	0.21	0.2020	0.07	11327	96.0078%	Fecal		CFU/100 mL	200	283.2	86400	-	359.0
5439000	1/15/2006	0.21	0.21	0.2020	0.07	11327	96.0078%	Fecal		CFU/100 mL	200	283.2	86400	-	359.0
5439000	1/16/2006	0.21	0.21	0.2020	0.07	11327	96.0078%	Fecal		CFU/100 mL	200	283.2	86400	-	359.0
5439000	1/23/2006	0.21	0.21	0.2020	0.07	11327	96.0078%	Fecal		CFU/100 mL	200	283.2	86400	-	359.0
5439000	1/24/2006	0.21	0.21	0.2020	0.07	11327	96.0078%	Fecal		CFU/100 mL	200	283.2	86400	-	359.0
5439000	10/8/2012	0.21	0.21	0.2020	0.07	11327	96.0078%	Fecal		CFU/100 mL	200	283.2	86400	-	359.0
5439000	12/12/2012	0.21	0.21	0.2020	0.07	11327	96.0078%	Fecal		CFU/100 mL	200	283.2	86400	-	359.0
5439000	9/12/2021	0.21	0.21	0.2020	0.07	11327	96.0078%	Fecal		CFU/100 mL	200	283.2	86400	-	359.0
5439000	9/26/2021	0.21	0.21	0.2020	0.07	11327	96.0078%	Fecal		CFU/100 mL	200	283.2	86400	-	359.0
5439000	9/1/1997	0.2	0.2	0.2020	0.07	11347	96.1773%	Fecal		CFU/100 mL	200	283.2	86400	-	349.1
5439000	10/7/1997	0.2	0.2	0.2020	0.07	11347	96.1773%	Fecal		CFU/100 mL	200	283.2	86400	-	349.1
5439000	1/17/2006	0.2	0.2	0.2020	0.07	11347	96.1773%	Fecal		CFU/100 mL	200	283.2	86400	-	349.1
5439000	1/18/2006	0.2	0.2	0.2020	0.07	11347	96.1773%	Fecal		CFU/100 mL	200	283.2	86400	-	349.1
5439000	10/7/2012	0.2	0.2	0.2020	0.07	11347	96.1773%	Fecal		CFU/100 mL	200	283.2	86400	-	349.1
5439000	11/17/2012	0.2	0.2	0.2020	0.07	11347	96.1773%	Fecal		CFU/100 mL	200	283.2	86400	-	349.1
5439000	1/1/2013	0.2	0.2	0.2020	0.07	11347	96.1773%	Fecal		CFU/100 mL	200	283.2	86400	-	349.1
5439000	12/13/2013	0.2	0.2	0.2020	0.07	11347	96.1773%	Fecal		CFU/100 mL	200	283.2	86400	-	349.1
5439000	12/31/2013	0.2	0.2	0.2020	0.07	11347	96.1773%	Fecal		CFU/100 mL	200	283.2	86400	-	349.1
5439000	9/18/2017	0.2	0.2	0.2020	0.07	11347	96.1773%	Fecal		CFU/100 mL	200	283.2	86400	-	349.1
5439000	8/4/1997	0.19	0.19	0.2020	0.07	11357	96.2621%	Fecal		CFU/100 mL	200	283.2	86400	-	339.2
5439000	9/12/1997	0.19	0.19	0.2020	0.07	11357	96.2621%	Fecal		CFU/100 mL	200	283.2	86400	-	339.2
5439000	9/19/1997	0.19	0.19	0.2020	0.07	11357	96.2621%	Fecal		CFU/100 mL	200	283.2	86400	-	339.2
5439000	1/4/2003	0.19	0.19	0.2020	0.07	11357	96.2621%	Fecal		CFU/100 mL	200	283.2	86400	-	339.2
5439000	8/16/2003	0.19	0.19	0.2020	0.07	11357	96.2621%	Fecal		CFU/100 mL	200	283.2	86400	-	339.2
5439000	9/22/2003	0.19	0.19	0.2020	0.07	11357	96.2621%	Fecal		CFU/100 mL	200	283.2	86400	-	339.2
5439000	7/18/2005	0.19	0.19	0.2020	0.07	11357	96.2621%	Fecal		CFU/100 mL	200	283.2	86400	-	339.2
5439000	11/26/2005	0.19	0.19	0.2020	0.07	11357	96.2621%	Fecal		CFU/100 mL	200	283.2	86400	-	339.2
5439000	1/19/2006	0.19	0.19	0.2020	0.07	11357	96.2621%	Fecal		CFU/100 mL	200	283.2	86400	-	339.2
5439000	1/20/2006	0.19	0.19	0.2020	0.07	11357	96.2621%	Fecal		CFU/100 mL	200	283.2	86400	-	339.2
5439000	1/21/2006	0.19	0.19	0.2020	0.07	11357	96.2621%	Fecal		CFU/100 mL	200	283.2	86400	-	339.2
5439000	1/22/2006	0.19	0.19	0.2020	0.07	11357	96.2621%	Fecal		CFU/100 mL	200	283.2	86400	-	339.2
5439000	8/18/2006	0.19	0.19	0.2020	0.07	11357	96.2621%	Fecal		CFU/100 mL	200	283.2	86400	-	339.2
5439000	10/6/2012	0.19	0.19	0.2020	0.07	11357	96.2621%	Fecal		CFU/100 mL	200	283.2	86400	-	339.2
5439000	11/8/2012	0.19	0.19	0.2020	0.07	11357	96.2621%	Fecal		CFU/100 mL	200	283.2	86400	-	339.2
5439000	1/1/2014	0.19	0.19	0.2020	0.07	11357	96.2621%	Fecal		CFU/100 mL	200	283.2	86400	-	339.2
5439000	9/13/1997	0.18	0.18	0.2020	0.07	11373	96.3977%	Fecal		CFU/100 mL	200	283.2	86400	-	329.3
5439000	9/17/1999	0.18	0.18	0.2020	0.07	11373	96.3977%	Fecal		CFU/100 mL	200	283.2	86400	-	329.3
5439000	1/5/2003	0.18	0.18	0.2020	0.07	11373	96.3977%	Fecal		CFU/100 mL	200	283.2	86400	-	329.3

Gage ID	Date	Discharge (CFS)	Gage Discharge (less Surrogate NPDES) (CFS)	Watershed Area Ratio	Calculated flow (CFS)	Rank	Flow Exceedance %	Parameter	Results	Units (mg or micro_gram	Limit/Standard	100mL/CF	sec/day	Actual Load (million colonies/day)	Allowable Load (million colonies/day)
5439000	9/29/2003	0.18	0.18	0.2020	0.07	11373	96.3977%	Fecal		CFU/100 mL	200	283.2	86400	-	329.3
5439000	10/17/2004	0.18	0.18	0.2020	0.07	11373	96.3977%	Fecal		CFU/100 mL	200	283.2	86400	-	329.3
5439000	10/2/2005	0.18	0.18	0.2020	0.07	11373	96.3977%	Fecal		CFU/100 mL	200	283.2	86400	-	329.3
5439000	11/12/2005	0.18	0.18	0.2020	0.07	11373	96.3977%	Fecal		CFU/100 mL	200	283.2	86400	-	329.3
5439000	8/13/2006	0.18	0.18	0.2020	0.07	11373	96.3977%	Fecal		CFU/100 mL	200	283.2	86400	-	329.3
5439000	11/9/2012	0.18	0.18	0.2020	0.07	11373	96.3977%	Fecal		CFU/100 mL	200	283.2	86400	-	329.3
5439000	1/7/2013	0.18	0.18	0.2020	0.07	11373	96.3977%	Fecal		CFU/100 mL	200	283.2	86400	-	329.3
5439000	9/24/2013	0.18	0.18	0.2020	0.07	11373	96.3977%	Fecal		CFU/100 mL	200	283.2	86400	-	329.3
5439000	12/9/2013	0.18	0.18	0.2020	0.07	11373	96.3977%	Fecal		CFU/100 mL	200	283.2	86400	-	329.3
5439000	12/11/2013	0.18	0.18	0.2020	0.07	11373	96.3977%	Fecal		CFU/100 mL	200	283.2	86400	-	329.3
5439000	9/27/2021	0.18	0.18	0.2020	0.07	11373	96.3977%	Fecal		CFU/100 mL	200	283.2	86400	-	329.3
5439000	9/28/2021	0.18	0.18	0.2020	0.07	11373	96.3977%	Fecal		CFU/100 mL	200	283.2	86400	-	329.3
5439000	7/31/1997	0.17	0.17	0.2020	0.07	11388	96.5248%	Fecal		CFU/100 mL	200	283.2	86400	-	319.5
5439000	8/3/1997	0.17	0.17	0.2020	0.07	11388	96.5248%	Fecal		CFU/100 mL	200	283.2	86400	-	319.5
5439000	8/3/2002	0.17	0.17	0.2020	0.07	11388	96.5248%	Fecal		CFU/100 mL	200	283.2	86400	-	319.5
5439000	8/15/2003	0.17	0.17	0.2020	0.07	11388	96.5248%	Fecal		CFU/100 mL	200	283.2	86400	-	319.5
5439000	8/17/2003	0.17	0.17	0.2020	0.07	11388	96.5248%	Fecal		CFU/100 mL	200	283.2	86400	-	319.5
5439000	9/14/2004	0.17	0.17	0.2020	0.07	11388	96.5248%	Fecal		CFU/100 mL	200	283.2	86400	-	319.5
5439000	9/22/2004	0.17	0.17	0.2020	0.07	11388	96.5248%	Fecal		CFU/100 mL	200	283.2	86400	-	319.5
5439000	11/22/2005	0.17	0.17	0.2020	0.07	11388	96.5248%	Fecal		CFU/100 mL	200	283.2	86400	-	319.5
5439000	12/6/2005	0.17	0.17	0.2020	0.07	11388	96.5248%	Fecal		CFU/100 mL	200	283.2	86400	-	319.5
5439000	8/30/2008	0.17	0.17	0.2020	0.07	11388	96.5248%	Fecal		CFU/100 mL	200	283.2	86400	-	319.5
5439000	9/30/2010	0.17	0.17	0.2020	0.07	11388	96.5248%	Fecal		CFU/100 mL	200	283.2	86400	-	319.5
5439000	10/19/2010	0.17	0.17	0.2020	0.07	11388	96.5248%	Fecal		CFU/100 mL	200	283.2	86400	-	319.5
5439000	11/6/2012	0.17	0.17	0.2020	0.07	11388	96.5248%	Fecal		CFU/100 mL	200	283.2	86400	-	319.5
5439000	1/6/2014	0.17	0.17	0.2020	0.07	11388	96.5248%	Fecal		CFU/100 mL	200	283.2	86400	-	319.5
5439000	9/16/2017	0.17	0.17	0.2020	0.07	11388	96.5248%	Fecal		CFU/100 mL	200	283.2	86400	-	319.5
5439000	9/13/2021	0.17	0.17	0.2020	0.07	11388	96.5248%	Fecal		CFU/100 mL	200	283.2	86400	-	319.5
5439000	9/22/1997	0.16	0.16	0.2020	0.06	11404	96.6605%	Fecal		CFU/100 mL	200	283.2	86400	-	309.6
5439000	10/11/1997	0.16	0.16	0.2020	0.06	11404	96.6605%	Fecal		CFU/100 mL	200	283.2	86400	-	309.6
5439000	9/18/1999	0.16	0.16	0.2020	0.06	11404	96.6605%	Fecal		CFU/100 mL	200	283.2	86400	-	309.6
5439000	1/6/2003	0.16	0.16	0.2020	0.06	11404	96.6605%	Fecal		CFU/100 mL	200	283.2	86400	-	309.6
5439000	8/14/2003	0.16	0.16	0.2020	0.06	11404	96.6605%	Fecal		CFU/100 mL	200	283.2	86400	-	309.6
5439000	9/16/2005	0.16	0.16	0.2020	0.06	11404	96.6605%	Fecal		CFU/100 mL	200	283.2	86400	-	309.6
5439000	11/25/2005	0.16	0.16	0.2020	0.06	11404	96.6605%	Fecal		CFU/100 mL	200	283.2	86400	-	309.6
5439000	12/10/2005	0.16	0.16	0.2020	0.06	11404	96.6605%	Fecal		CFU/100 mL	200	283.2	86400	-	309.6
5439000	11/18/2012	0.16	0.16	0.2020	0.06	11404	96.6605%	Fecal		CFU/100 mL	200	283.2	86400	-	309.6
5439000	11/22/2012	0.16	0.16	0.2020	0.06	11404	96.6605%	Fecal		CFU/100 mL	200	283.2	86400	-	309.6
5439000	10/10/2013	0.16	0.16	0.2020	0.06	11404	96.6605%	Fecal		CFU/100 mL	200	283.2	86400	-	309.6
5439000	9/15/2017	0.16	0.16	0.2020	0.06	11404	96.6605%	Fecal		CFU/100 mL	200	283.2	86400	-	309.6
5439000	9/14/2021	0.16	0.16	0.2020	0.06	11404	96.6605%	Fecal		CFU/100 mL	200	283.2	86400	-	309.6
5439000	8/1/1997	0.15	0.15	0.2020	0.06	11417	96.7706%	Fecal		CFU/100 mL	200	283.2	86400	-	299.7
5439000	9/21/1997	0.15	0.15	0.2020	0.06	11417	96.7706%	Fecal		CFU/100 mL	200	283.2	86400	-	299.7
5439000	9/25/1997	0.15	0.15	0.2020	0.06	11417	96.7706%	Fecal		CFU/100 mL	200	283.2	86400	-	299.7
5439000	9/28/2004	0.15	0.15	0.2020	0.06	11417	96.7706%	Fecal		CFU/100 mL	200	283.2	86400	-	299.7
5439000	10/15/2004	0.15	0.15	0.2020	0.06	11417	96.7706%	Fecal		CFU/100 mL	200	283.2	86400	-	299.7
5439000	11/5/2005	0.15	0.15	0.2020	0.06	11417	96.7706%	Fecal		CFU/100 mL	200	283.2	86400	-	299.7
5439000	11/23/2005	0.15	0.15	0.2020	0.06	11417	96.7706%	Fecal		CFU/100 mL	200	283.2	86400	-	299.7
5439000	12/7/2005	0.15	0.15	0.2020	0.06	11417	96.7706%	Fecal		CFU/100 mL	200	283.2	86400	-	299.7
5439000	12/11/2005	0.15	0.15	0.2020	0.06	11417	96.7706%	Fecal		CFU/100 mL	200	283.2	86400	-	299.7
5439000	12/12/2005	0.15	0.15	0.2020	0.06	11417	96.7706%	Fecal		CFU/100 mL	200	283.2	86400	-	299.7
5439000	12/13/2005	0.15	0.15	0.2020	0.06	11417	96.7706%	Fecal		CFU/100 mL	200	283.2	86400	-	299.7
5439000	11/5/2012	0.15	0.15	0.2020	0.06	11417	96.7706%	Fecal		CFU/100 mL	200	283.2	86400	-	299.7
5439000	11/10/2012	0.15	0.15	0.2020	0.06	11417	96.7706%	Fecal		CFU/100 mL	200	283.2	86400	-	299.7
5439000	1/6/2013	0.15	0.15	0.2020	0.06	11417	96.7706%	Fecal		CFU/100 mL	200	283.2	86400	-	299.7
5439000	8/29/2013	0.15	0.15	0.2020	0.06	11417	96.7706%	Fecal		CFU/100 mL	200	283.2	86400	-	299.7
5439000	8/2/1997	0.14	0.14	0.2020	0.06	11432	96.8978%	Fecal		CFU/100 mL	200	283.2	86400	-	289.8
5439000	9/20/1997	0.14	0.14	0.2020	0.06	11432	96.8978%	Fecal		CFU/100 mL	200	283.2	86400	-	289.8
5439000	9/22/1999	0.14	0.14	0.2020	0.06	11432	96.8978%	Fecal		CFU/100 mL	200	283.2	86400	-	289.8
5439000	1/7/2003	0.14	0.14	0.2020	0.06	11432	96.8978%	Fecal		CFU/100 mL	200	283.2	86400	-	289.8
5439000	9/3/2003	0.14	0.14	0.2020	0.06	11432	96.8978%	Fecal		CFU/100 mL	200	283.2	86400	-	289.8
5439000	9/30/2003	0.14	0.14	0.2020	0.06	11432	96.8978%	Fecal		CFU/100 mL	200	283.2	86400	-	289.8
5439000	9/21/2005	0.14	0.14	0.2020	0.06	11432	96.8978%	Fecal		CFU/100 mL	200	283.2	86400	-	289.8
5439000	10/23/2005	0.14	0.14	0.2020	0.06	11432	96.8978%	Fecal		CFU/100 mL	200	283.2	86400	-	289.8
5439000	12/8/2005	0.14	0.14	0.2020	0.06	11432	96.8978%	Fecal		CFU/100 mL	200	283.2	86400	-	289.8
5439000	12/9/2005	0.14	0.14	0.2020	0.06	11432	96.8978%	Fecal		CFU/100 mL	200	283.2	86400	-	289.8
5439000	12/14/2005	0.14	0.14	0.2020	0.06	11432	96.8978%	Fecal		CFU/100 mL	200	283.2	86400	-	289.8
5439000	12/15/2005	0.14	0.14	0.2020	0.06	11432	96.8978%	Fecal		CFU/100 mL	200	283.2	86400	-	289.8
5439000	10/14/2010	0.14	0.14	0.2020	0.06	11432	96.8978%	Fecal		CFU/100 mL	200	283.2	86400	-	289.8
5439000	9/19/2017	0.14	0.14	0.2020	0.06	11432	96.8978%	Fecal		CFU/100 mL	200	283.2	86400	-	289.8
5439000	9/29/2021	0.14	0.14	0.2020	0.06	11432	96.8978%	Fecal		CFU/100 mL	200	283.2	86400	-	289.8
5439000	9/30/2021	0.14	0.14	0.2020	0.06	11432	96.8978%	Fecal		CFU/100 mL	200	283.2	86400	-	289.8
5439000	8/19/1992	0.13	0.13	0.2020	0.06	11448	97.0334%	Fecal		CFU/100 mL	200	283.2	86400	-	279.9
5439000	9/9/1999	0.13	0.13	0.2020	0.06	11448	97.0334%	Fecal		CFU/100 mL	200	283.2	86400	-	279.9
5439000	12/16/2005	0.13	0.13	0.2020	0.06	11448	97.0334%	Fecal		CFU/100 mL	200	283.2	86400	-	279.9
5439000	12/29/2005	0.13	0.13	0.2020	0.06	11448	97.0334%	Fecal		CFU/100 mL	200	283.2	86400	-	279.9
5439000	11/19/2012	0.13	0.13	0.2020	0.06	11448	97.0334%	Fecal		CFU/100 mL	200	283.2	86400	-	279.9
5439000	11/23/2012	0.13	0.13	0.2020	0.06	11448	97.0334%	Fecal		CFU/100 mL	200	283.2	86400	-	279.9
5439000	12/8/2013	0.13	0.13	0.2020	0.06	11448	97.0334%	Fecal		CFU/100 mL	200	283.2	86400	-	279.9
5439000	12/14/2013	0.13	0.13	0.2020	0.06	11448	97.0334%	Fecal		CFU/100 mL	200	283.2	86400	-	279.9
5439000	9/20/2017	0.13	0.13	0.2020	0.06	11448	97.0334%	Fecal		CFU/100 mL	200	283.2	86400	-	279.9
5439000	9/21/2017	0.13	0.13	0.2020	0.06	11448	97.0334%	Fecal		CFU/100 mL	200	283.2	86400	-	279.9
5439000	10/1/2021	0.13	0.13	0.2020	0.06	11448	97.0334%	Fecal		CFU/100 mL	200	283.2	86400	-	279.9
5439000	1/8/2003	0.12	0.12	0.2020	0.06	11459	97.1266%	Fecal		CFU/100 mL	200	283.2	86400	-	270.0
5439000	10/4/2004	0.12	0.12	0.2020	0.06	11459	97.1266%	Fecal		CFU/100 mL	200	283.2	86400	-	270.0
5439000	10/18/2004	0.12	0.12	0.2020	0.06	11459	97.1266%	Fecal		CFU/100 mL	200	283.2	86400	-	270.0
5439000	12/17/2005	0.12	0.12	0.2020	0.06	11459	97.1266%	Fecal		CFU/100 mL	200	283.2	86400	-	270.0
5439000	12/18/2005	0.12	0.12	0.2020	0.06	11459	97.1266%	Fecal		CFU/100 mL	200	283.2	86400	-	270.0
5439000	10/1/2010	0.12	0.12	0.2020	0.06	11459	97.1266%	Fecal		CFU/100 mL	200	283.2	86400	-	270.0
5439000	10/11/2010	0.12	0.12	0.2020	0.06	11459	97.1266%	Fecal		CFU/100 mL	200	283.2	86400	-	270.0
5439000	10/18/2010	0.12	0.12	0.2020	0.06	11459	97.1266%	Fecal		CFU/100 mL	200	283.2	86400	-	270.0
5439000	11/24/2012	0.12	0.12	0.2020	0.06	11459	97.1266%	Fecal		CFU/100 mL	200	283.2	86400	-	270.0
5439000	9/10/2013	0.12	0.12	0.2020	0.06	11459	97.1266%	Fecal		CFU/100 mL	200	283.2	86400	-	270.0
5439000	10/11/2013	0.12	0.12	0.2020	0.06	11459	97.1266%	Fecal		CFU/100 mL	200	283.2	86400	-	270.0
5439000	12/15/2013	0.12	0.12	0.2020	0.06	11459	97.1266%	Fecal		CFU/100 mL	200	283.2	86400	-	270.0
5439000	9/22/2017	0.12	0.12	0.2020	0.06	11459	97.1266%	Fecal		CFU/100 mL	200	283.2	86400	-	270.0
5439000	10/12/1997	0.11	0.11	0.2020	0.05	11472	97.2368%	Fecal		CFU/100 mL	200	283.2	86400	-	260.2
5439000	8/21/2003	0.11	0.11	0.2020	0.05	11472	97.2368%	Fecal		CFU/100 mL	200	283.2	86400	-	260.2
5439000	9/16/2003	0.11	0.11	0.2020	0.05	11472	97.2368%	Fecal		CFU/100 mL	200	283.2	86400	-	260.2
5439000	9/23/2004	0.11	0.11	0.2020	0.05	11472	97.2368%	Fecal		CFU/100 mL	200	283.2	86400	-	260.2
5439000	9/29/2004	0.11	0.11	0.2020	0.05	11472	97.2368%	Fecal		CFU/100 mL	200	283.2	86400	-	260.2
5439000	10/3/2004	0.11	0.11	0.2020	0.05	11472	97.2368%	Fecal		CFU/100 mL	200	283.2	86400	-	260.2
5439000	8/2/2005	0.11	0.11	0.2020	0.05	11472	97.2368%	Fecal		CFU/100 mL	200	283.2	86400	-	260.2
5439000	8/27/2005	0.11	0.11	0.2020	0.05	11472	97.2368%	Fecal		CFU/100 mL	200	283.2	86400	-	260.2
5439000	12/19/2005	0.11	0.11	0.2020	0.05	11472	97.2368%	Fecal		CFU/100 mL	200	283.2	86400	-	260.2
5439000	12/20/2005	0.11	0.11	0.2020	0.05	11472	97.2368%	Fecal		CFU/100 mL	200	283.2	86400	-	260.2
5439000	12/21/2005	0.11	0.11	0.2020	0.05	11472	97.2368%	Fecal		CFU/100 mL	200	283.2	86400	-	260.2
5439000	12/22/2005	0.11	0.11	0.2020	0.05	11472	97.2368%	Fecal		CFU/100 mL	200	283.2	86400	-	260.2
5439000	12/23/2005	0.11	0.11	0.2020	0.05	11472	97.2368%	Fecal		CFU/100 mL	200	283.2	86400	-	260.2
5439000	12/24/2005	0.11	0.11	0.2020	0.05	11472	97.2368%	Fecal		CFU/100 mL	200	283.2	86400	-	260.2
5439000	12/25/2005	0.11	0.11	0.2020	0.05	11472	97.2368%	Fecal		CFU/100 mL	200	283.2	86400	-	260.2
5439000	12/26/2005	0.11	0.11	0.2020	0.05	11472	97.2368%	Fecal		CFU/100 mL	200	283.2	86400	-	260.2
5439000	12/27/2005	0.11	0.11	0.2020	0.05	11472	97.2368%	Fecal		CFU/100 mL	200	283.2	86400	-	260.2
5439000	12/28/2005	0.11	0.11	0.2020	0.05	11472	97.2368%	Fecal		CFU/100 mL	200	283.2	86400	-	260.2
5439000	10/5/2010	0.11	0.11	0.2020	0.05	11472	97.2368%	Fecal		CFU/100 mL	200	283.2	86400	-	260.2
5439000	11/20/2012	0.11	0.11	0.2020	0.05	11472	97.2368%	Fecal		CFU/100 mL	200	283.2	86400	-	260.2
5439000	11/25/2012	0.11	0.11	0.2020	0.05	11472	97.2368%	Fecal		CFU/100 mL	200	283.2	86400	-	260.2
5439000	12/13/2012	0.11	0.11	0.2020	0.05	11472	97.2368%	Fecal		CFU/100 mL	200	283.2	86400	-	260.2
5439000	1/2/2013	0.11	0.11	0.2020	0.05	11472	97.2368%	Fecal		CFU/100 mL	200	283.2	86400	-	260.2
5439000	9/27/2013	0.11	0.11	0.2020	0.05	11472	97.2368%	Fecal		CFU/100 mL	200	283.2	86400	-	260.2
5439000	12/16/2013	0.11	0.11	0.2020	0.05	11472	97.2368%	Fecal		CFU/100 mL	200	283.2	86400	-	260.2
5439000	12/19/2013	0.11	0.11	0.2020	0.05	11472	97.2368%	Fecal		CFU/100 mL	200	283.2	86400	-	260.2
5439000	9/29/1995	0.1	0.1	0.2020	0.05	11498	97.4572%	Fecal		CFU/100 mL	200	283.2	86400	-	250.3
5439000	1/9/2003	0.1	0.1	0.2020	0.05	11498	97.4572%	Fecal		CFU/100 mL	200	283.2	86400	-	250.3
5439000	8/24/2003	0.1	0.1	0.2020	0.05	11498	97.4572%	Fecal		CFU/100 mL	200	283.2	86400	-	250.3

Gage ID	Date	Discharge (CFS)	Gage Discharge (less Surrogate NPDES) (CFS)	Watershed Area Ratio	Calculated flow (CFS)	Rank	Flow Exceedance %	Parameter	Results	Units (mg or micro_gram	Limit/Standard	100mL/CF	sec/day	Actual Load (million colonies/day)	Allowable Load (million colonies/day)
5439000	10/3/2003	0.1	0.1	0.2020	0.05	11498	97.4572%	Fecal		CFU/100 mL	200	283.2	86400	-	250.3
5439000	10/13/2003	0.1	0.1	0.2020	0.05	11498	97.4572%	Fecal		CFU/100 mL	200	283.2	86400	-	250.3
5439000	10/5/2004	0.1	0.1	0.2020	0.05	11498	97.4572%	Fecal		CFU/100 mL	200	283.2	86400	-	250.3
5439000	11/24/2005	0.1	0.1	0.2020	0.05	11498	97.4572%	Fecal		CFU/100 mL	200	283.2	86400	-	250.3
5439000	8/31/2006	0.1	0.1	0.2020	0.05	11498	97.4572%	Fecal		CFU/100 mL	200	283.2	86400	-	250.3
5439000	9/22/2011	0.1	0.1	0.2020	0.05	11498	97.4572%	Fecal		CFU/100 mL	200	283.2	86400	-	250.3
5439000	8/10/2012	0.1	0.1	0.2020	0.05	11498	97.4572%	Fecal		CFU/100 mL	200	283.2	86400	-	250.3
5439000	11/21/2012	0.1	0.1	0.2020	0.05	11498	97.4572%	Fecal		CFU/100 mL	200	283.2	86400	-	250.3
5439000	9/12/2013	0.1	0.1	0.2020	0.05	11498	97.4572%	Fecal		CFU/100 mL	200	283.2	86400	-	250.3
5439000	9/25/2013	0.1	0.1	0.2020	0.05	11498	97.4572%	Fecal		CFU/100 mL	200	283.2	86400	-	250.3
5439000	9/26/2013	0.1	0.1	0.2020	0.05	11498	97.4572%	Fecal		CFU/100 mL	200	283.2	86400	-	250.3
5439000	9/15/2021	0.1	0.1	0.2020	0.05	11498	97.4572%	Fecal		CFU/100 mL	200	283.2	86400	-	250.3
5439000	3/8/2003	0.09	0.09	0.2020	0.05	11513	97.5843%	Fecal		CFU/100 mL	200	283.2	86400	-	240.4
5439000	8/18/2003	0.09	0.09	0.2020	0.05	11513	97.5843%	Fecal		CFU/100 mL	200	283.2	86400	-	240.4
5439000	8/20/2003	0.09	0.09	0.2020	0.05	11513	97.5843%	Fecal		CFU/100 mL	200	283.2	86400	-	240.4
5439000	10/1/2003	0.09	0.09	0.2020	0.05	11513	97.5843%	Fecal		CFU/100 mL	200	283.2	86400	-	240.4
5439000	8/31/2008	0.09	0.09	0.2020	0.05	11513	97.5843%	Fecal		CFU/100 mL	200	283.2	86400	-	240.4
5439000	1/4/2013	0.09	0.09	0.2020	0.05	11513	97.5843%	Fecal		CFU/100 mL	200	283.2	86400	-	240.4
5439000	9/28/2013	0.09	0.09	0.2020	0.05	11513	97.5843%	Fecal		CFU/100 mL	200	283.2	86400	-	240.4
5439000	12/17/2013	0.09	0.09	0.2020	0.05	11513	97.5843%	Fecal		CFU/100 mL	200	283.2	86400	-	240.4
5439000	12/18/2013	0.09	0.09	0.2020	0.05	11513	97.5843%	Fecal		CFU/100 mL	200	283.2	86400	-	240.4
5439000	9/23/2017	0.09	0.09	0.2020	0.05	11513	97.5843%	Fecal		CFU/100 mL	200	283.2	86400	-	240.4
5439000	9/16/2021	0.09	0.09	0.2020	0.05	11513	97.5843%	Fecal		CFU/100 mL	200	283.2	86400	-	240.4
5439000	9/17/2021	0.09	0.09	0.2020	0.05	11513	97.5843%	Fecal		CFU/100 mL	200	283.2	86400	-	240.4
5439000	9/20/1994	0.08	0.08	0.2020	0.05	11525	97.6860%	Fecal		CFU/100 mL	200	283.2	86400	-	230.5
5439000	1/10/2003	0.08	0.08	0.2020	0.05	11525	97.6860%	Fecal		CFU/100 mL	200	283.2	86400	-	230.5
5439000	8/19/2003	0.08	0.08	0.2020	0.05	11525	97.6860%	Fecal		CFU/100 mL	200	283.2	86400	-	230.5
5439000	8/31/2003	0.08	0.08	0.2020	0.05	11525	97.6860%	Fecal		CFU/100 mL	200	283.2	86400	-	230.5
5439000	10/4/2003	0.08	0.08	0.2020	0.05	11525	97.6860%	Fecal		CFU/100 mL	200	283.2	86400	-	230.5
5439000	10/19/2004	0.08	0.08	0.2020	0.05	11525	97.6860%	Fecal		CFU/100 mL	200	283.2	86400	-	230.5
5439000	7/19/2005	0.08	0.08	0.2020	0.05	11525	97.6860%	Fecal		CFU/100 mL	200	283.2	86400	-	230.5
5439000	9/29/2005	0.08	0.08	0.2020	0.05	11525	97.6860%	Fecal		CFU/100 mL	200	283.2	86400	-	230.5
5439000	10/9/2010	0.08	0.08	0.2020	0.05	11525	97.6860%	Fecal		CFU/100 mL	200	283.2	86400	-	230.5
5439000	10/16/2010	0.08	0.08	0.2020	0.05	11525	97.6860%	Fecal		CFU/100 mL	200	283.2	86400	-	230.5
5439000	10/22/2010	0.08	0.08	0.2020	0.05	11525	97.6860%	Fecal		CFU/100 mL	200	283.2	86400	-	230.5
5439000	8/22/2012	0.08	0.08	0.2020	0.05	11525	97.6860%	Fecal		CFU/100 mL	200	283.2	86400	-	230.5
5439000	8/29/2012	0.08	0.08	0.2020	0.05	11525	97.6860%	Fecal		CFU/100 mL	200	283.2	86400	-	230.5
5439000	12/4/2012	0.08	0.08	0.2020	0.05	11525	97.6860%	Fecal		CFU/100 mL	200	283.2	86400	-	230.5
5439000	12/14/2012	0.08	0.08	0.2020	0.05	11525	97.6860%	Fecal		CFU/100 mL	200	283.2	86400	-	230.5
5439000	1/5/2013	0.08	0.08	0.2020	0.05	11525	97.6860%	Fecal		CFU/100 mL	200	283.2	86400	-	230.5
5439000	9/18/2021	0.08	0.08	0.2020	0.05	11525	97.6860%	Fecal		CFU/100 mL	200	283.2	86400	-	230.5
5439000	9/10/1999	0.07	0.07	0.2020	0.05	11542	97.8301%	Fecal		CFU/100 mL	200	283.2	86400	-	220.6
5439000	1/11/2003	0.07	0.07	0.2020	0.05	11542	97.8301%	Fecal		CFU/100 mL	200	283.2	86400	-	220.6
5439000	10/5/2003	0.07	0.07	0.2020	0.05	11542	97.8301%	Fecal		CFU/100 mL	200	283.2	86400	-	220.6
5439000	9/27/2004	0.07	0.07	0.2020	0.05	11542	97.8301%	Fecal		CFU/100 mL	200	283.2	86400	-	220.6
5439000	9/3/2006	0.07	0.07	0.2020	0.05	11542	97.8301%	Fecal		CFU/100 mL	200	283.2	86400	-	220.6
5439000	8/27/2008	0.07	0.07	0.2020	0.05	11542	97.8301%	Fecal		CFU/100 mL	200	283.2	86400	-	220.6
5439000	10/6/2010	0.07	0.07	0.2020	0.05	11542	97.8301%	Fecal		CFU/100 mL	200	283.2	86400	-	220.6
5439000	12/3/2012	0.07	0.07	0.2020	0.05	11542	97.8301%	Fecal		CFU/100 mL	200	283.2	86400	-	220.6
5439000	12/7/2012	0.07	0.07	0.2020	0.05	11542	97.8301%	Fecal		CFU/100 mL	200	283.2	86400	-	220.6
5439000	9/11/2013	0.07	0.07	0.2020	0.05	11542	97.8301%	Fecal		CFU/100 mL	200	283.2	86400	-	220.6
5439000	9/13/2013	0.07	0.07	0.2020	0.05	11542	97.8301%	Fecal		CFU/100 mL	200	283.2	86400	-	220.6
5439000	10/1/2013	0.07	0.07	0.2020	0.05	11542	97.8301%	Fecal		CFU/100 mL	200	283.2	86400	-	220.6
5439000	9/19/2021	0.07	0.07	0.2020	0.05	11542	97.8301%	Fecal		CFU/100 mL	200	283.2	86400	-	220.6
5439000	1/12/2003	0.06	0.06	0.2020	0.04	11555	97.9403%	Fecal		CFU/100 mL	200	283.2	86400	-	210.7
5439000	9/24/2003	0.06	0.06	0.2020	0.04	11555	97.9403%	Fecal		CFU/100 mL	200	283.2	86400	-	210.7
5439000	10/6/2003	0.06	0.06	0.2020	0.04	11555	97.9403%	Fecal		CFU/100 mL	200	283.2	86400	-	210.7
5439000	9/24/2004	0.06	0.06	0.2020	0.04	11555	97.9403%	Fecal		CFU/100 mL	200	283.2	86400	-	210.7
5439000	9/30/2004	0.06	0.06	0.2020	0.04	11555	97.9403%	Fecal		CFU/100 mL	200	283.2	86400	-	210.7
5439000	10/6/2004	0.06	0.06	0.2020	0.04	11555	97.9403%	Fecal		CFU/100 mL	200	283.2	86400	-	210.7
5439000	9/17/2005	0.06	0.06	0.2020	0.04	11555	97.9403%	Fecal		CFU/100 mL	200	283.2	86400	-	210.7
5439000	9/30/2005	0.06	0.06	0.2020	0.04	11555	97.9403%	Fecal		CFU/100 mL	200	283.2	86400	-	210.7
5439000	9/15/2011	0.06	0.06	0.2020	0.04	11555	97.9403%	Fecal		CFU/100 mL	200	283.2	86400	-	210.7
5439000	11/26/2012	0.06	0.06	0.2020	0.04	11555	97.9403%	Fecal		CFU/100 mL	200	283.2	86400	-	210.7
5439000	8/20/2013	0.06	0.06	0.2020	0.04	11555	97.9403%	Fecal		CFU/100 mL	200	283.2	86400	-	210.7
5439000	1/7/2014	0.06	0.06	0.2020	0.04	11555	97.9403%	Fecal		CFU/100 mL	200	283.2	86400	-	210.7
5439000	1/9/2014	0.06	0.06	0.2020	0.04	11555	97.9403%	Fecal		CFU/100 mL	200	283.2	86400	-	210.7
5439000	9/24/2017	0.06	0.06	0.2020	0.04	11555	97.9403%	Fecal		CFU/100 mL	200	283.2	86400	-	210.7
5439000	9/16/2002	0.05	0.05	0.2020	0.04	11569	98.0590%	Fecal		CFU/100 mL	200	283.2	86400	-	200.8
5439000	1/13/2003	0.05	0.05	0.2020	0.04	11569	98.0590%	Fecal		CFU/100 mL	200	283.2	86400	-	200.8
5439000	8/28/2003	0.05	0.05	0.2020	0.04	11569	98.0590%	Fecal		CFU/100 mL	200	283.2	86400	-	200.8
5439000	10/11/2003	0.05	0.05	0.2020	0.04	11569	98.0590%	Fecal		CFU/100 mL	200	283.2	86400	-	200.8
5439000	8/3/2005	0.05	0.05	0.2020	0.04	11569	98.0590%	Fecal		CFU/100 mL	200	283.2	86400	-	200.8
5439000	9/15/2005	0.05	0.05	0.2020	0.04	11569	98.0590%	Fecal		CFU/100 mL	200	283.2	86400	-	200.8
5439000	11/11/2005	0.05	0.05	0.2020	0.04	11569	98.0590%	Fecal		CFU/100 mL	200	283.2	86400	-	200.8
5439000	8/21/2006	0.05	0.05	0.2020	0.04	11569	98.0590%	Fecal		CFU/100 mL	200	283.2	86400	-	200.8
5439000	11/27/2012	0.05	0.05	0.2020	0.04	11569	98.0590%	Fecal		CFU/100 mL	200	283.2	86400	-	200.8
5439000	12/2/2012	0.05	0.05	0.2020	0.04	11569	98.0590%	Fecal		CFU/100 mL	200	283.2	86400	-	200.8
5439000	9/14/2013	0.05	0.05	0.2020	0.04	11569	98.0590%	Fecal		CFU/100 mL	200	283.2	86400	-	200.8
5439000	10/2/2013	0.05	0.05	0.2020	0.04	11569	98.0590%	Fecal		CFU/100 mL	200	283.2	86400	-	200.8
5439000	9/21/1994	0.04	0.04	0.2020	0.04	11581	98.1607%	Fecal		CFU/100 mL	200	283.2	86400	-	191.0
5439000	1/14/2003	0.04	0.04	0.2020	0.04	11581	98.1607%	Fecal		CFU/100 mL	200	283.2	86400	-	191.0
5439000	3/7/2003	0.04	0.04	0.2020	0.04	11581	98.1607%	Fecal		CFU/100 mL	200	283.2	86400	-	191.0
5439000	9/4/2003	0.04	0.04	0.2020	0.04	11581	98.1607%	Fecal		CFU/100 mL	200	283.2	86400	-	191.0
5439000	8/10/2005	0.04	0.04	0.2020	0.04	11581	98.1607%	Fecal		CFU/100 mL	200	283.2	86400	-	191.0
5439000	9/22/2005	0.04	0.04	0.2020	0.04	11581	98.1607%	Fecal		CFU/100 mL	200	283.2	86400	-	191.0
5439000	8/14/2006	0.04	0.04	0.2020	0.04	11581	98.1607%	Fecal		CFU/100 mL	200	283.2	86400	-	191.0
5439000	10/7/2010	0.04	0.04	0.2020	0.04	11581	98.1607%	Fecal		CFU/100 mL	200	283.2	86400	-	191.0
5439000	9/13/2011	0.04	0.04	0.2020	0.04	11581	98.1607%	Fecal		CFU/100 mL	200	283.2	86400	-	191.0
5439000	8/30/2012	0.04	0.04	0.2020	0.04	11581	98.1607%	Fecal		CFU/100 mL	200	283.2	86400	-	191.0
5439000	9/3/2012	0.04	0.04	0.2020	0.04	11581	98.1607%	Fecal		CFU/100 mL	200	283.2	86400	-	191.0
5439000	11/28/2012	0.04	0.04	0.2020	0.04	11581	98.1607%	Fecal		CFU/100 mL	200	283.2	86400	-	191.0
5439000	11/29/2012	0.04	0.04	0.2020	0.04	11581	98.1607%	Fecal		CFU/100 mL	200	283.2	86400	-	191.0
5439000	11/30/2012	0.04	0.04	0.2020	0.04	11581	98.1607%	Fecal		CFU/100 mL	200	283.2	86400	-	191.0
5439000	12/1/2012	0.04	0.04	0.2020	0.04	11581	98.1607%	Fecal		CFU/100 mL	200	283.2	86400	-	191.0
5439000	12/5/2012	0.04	0.04	0.2020	0.04	11581	98.1607%	Fecal		CFU/100 mL	200	283.2	86400	-	191.0
5439000	8/21/2013	0.04	0.04	0.2020	0.04	11581	98.1607%	Fecal		CFU/100 mL	200	283.2	86400	-	191.0
5439000	1/8/2014	0.04	0.04	0.2020	0.04	11581	98.1607%	Fecal		CFU/100 mL	200	283.2	86400	-	191.0
5439000	9/25/2017	0.04	0.04	0.2020	0.04	11581	98.1607%	Fecal		CFU/100 mL	200	283.2	86400	-	191.0
5439000	9/23/1999	0.03	0.03	0.2020	0.04	11600	98.3217%	Fecal		CFU/100 mL	200	283.2	86400	-	181.1
5439000	9/26/1999	0.03	0.03	0.2020	0.04	11600	98.3217%	Fecal		CFU/100 mL	200	283.2	86400	-	181.1
5439000	9/17/2002	0.03	0.03	0.2020	0.04	11600	98.3217%	Fecal		CFU/100 mL	200	283.2	86400	-	181.1
5439000	1/15/2003	0.03	0.03	0.2020	0.04	11600	98.3217%	Fecal		CFU/100 mL	200	283.2	86400	-	181.1
5439000	1/16/2003	0.03	0.03	0.2020	0.04	11600	98.3217%	Fecal		CFU/100 mL	200	283.2	86400	-	181.1
5439000	10/2/2003	0.03	0.03	0.2020	0.04	11600	98.3217%	Fecal		CFU/100 mL	200	283.2	86400	-	181.1
5439000	10/10/2004	0.03	0.03	0.2020	0.04	11600	98.3217%	Fecal		CFU/100 mL	200	283.2	86400	-	181.1
5439000	10/20/2004	0.03	0.03	0.2020	0.04	11600	98.3217%	Fecal		CFU/100 mL	200	283.2	86400	-	181.1
5439000	10/21/2004	0.03	0.03	0.2020	0.04	11600	98.3217%	Fecal		CFU/100 mL	200	283.2	86400	-	181.1
5439000	10/1/2005	0.03	0.03	0.2020	0.04	11600	98.3217%	Fecal		CFU/100 mL	200	283.2	86400	-	181.1
5439000	10/13/2010	0.03	0.03	0.2020	0.04	11600	98.3217%	Fecal		CFU/100 mL	200	283.2	86400	-	181.1
5439000	10/21/2010	0.03	0.03	0.2020	0.04	11600	98.3217%	Fecal		CFU/100 mL	200	283.2	86400	-	181.1
5439000	8/31/2012	0.03	0.03	0.2020	0.04	11600	98.3217%	Fecal		CFU/100 mL	200	283.2	86400	-	181.1
5439000	9/2/2012	0.03	0.03	0.2020	0.04	11600	98.3217%	Fecal		CFU/100 mL	200	283.2	86400	-	181.1
5439000	12/6/2012	0.03	0.03	0.2020	0.04	11600	98.3217%	Fecal		CFU/100 mL	200	283.2	86400	-	181.1
5439000	9/26/2017	0.03	0.03	0.2020	0.04	11600	98.3217%	Fecal		CFU/100 mL	200	283.2	86400	-	181.1
5439000	9/27/2017	0.03	0.03	0.2020	0.04	11600	98.3217%	Fecal		CFU/100 mL	200	283.2	86400	-	181.1
5439000	9/28/2017	0.03	0.03	0.2020	0.04	11600	98.3217%	Fecal		CFU/100 mL	200	283.2	86400	-	181.1
5439000	9/29/2017	0.03	0.03	0.2020	0.04	11600	98.3217%	Fecal		CFU/100 mL	200	283.2	86400	-	181.1
5439000	10/10/2017	0.03	0.03	0.2020	0.04	11600	98.3217%	Fecal		CFU/100 mL	200	283.2	86400	-	181.1
5439000	1/17/2003	0.02	0.02	0.2020	0.03	11620	98.4913%	Fecal		CFU/100 mL	200	283.2	86400	-	171.2
5439000	1/18/2003	0.02	0.02	0.2020	0.03	11620	98.4913%	Fecal		CFU/100 mL	200	283.2	86400	-	171.2
5439000	1/19/2003	0.02	0.02	0.2020	0.03	11620	98.4913%	Fecal		CFU/100 mL	200	283.2	86400	-	171.2
5439000	2/3/2003	0.02	0.02	0.2020	0.03	11620	98.4913%	Fecal		CFU/100 mL	200	283.2	86400	-	171.2
5439000	2/4/2003	0.02	0.02	0.2020	0.03	11620	98.4913%	Fecal		CFU/100 mL	200	283.2	86400	-	171.2
5439000	2/25/2003	0.02	0.02	0.2020	0.03	11620	98.4913%	Fecal		CFU/100 mL	200	283.2	86400	-	171.2

Gage ID	Date	Discharge (CFS)	Gage Discharge (less Surrogate NPDES) (CFS)	Watershed Area Ratio	Calculated flow (CFS)	Rank	Flow Exceedance %	Parameter	Results	Units (mg or micro_gram	Limit/Standard	100mL/CF	sec/day	Actual Load (million colonies/day)	Allowable Load (million colonies/day)
5439000	2/26/2003	0.02	0.02	0.2020	0.03	11620	98.4913%	Fecal		CFU/100 mL	200	283.2	86400	-	171.2
5439000	2/27/2003	0.02	0.02	0.2020	0.03	11620	98.4913%	Fecal		CFU/100 mL	200	283.2	86400	-	171.2
5439000	2/28/2003	0.02	0.02	0.2020	0.03	11620	98.4913%	Fecal		CFU/100 mL	200	283.2	86400	-	171.2
5439000	3/1/2003	0.02	0.02	0.2020	0.03	11620	98.4913%	Fecal		CFU/100 mL	200	283.2	86400	-	171.2
5439000	3/2/2003	0.02	0.02	0.2020	0.03	11620	98.4913%	Fecal		CFU/100 mL	200	283.2	86400	-	171.2
5439000	3/3/2003	0.02	0.02	0.2020	0.03	11620	98.4913%	Fecal		CFU/100 mL	200	283.2	86400	-	171.2
5439000	3/4/2003	0.02	0.02	0.2020	0.03	11620	98.4913%	Fecal		CFU/100 mL	200	283.2	86400	-	171.2
5439000	3/5/2003	0.02	0.02	0.2020	0.03	11620	98.4913%	Fecal		CFU/100 mL	200	283.2	86400	-	171.2
5439000	3/6/2003	0.02	0.02	0.2020	0.03	11620	98.4913%	Fecal		CFU/100 mL	200	283.2	86400	-	171.2
5439000	8/29/2003	0.02	0.02	0.2020	0.03	11620	98.4913%	Fecal		CFU/100 mL	200	283.2	86400	-	171.2
5439000	9/17/2003	0.02	0.02	0.2020	0.03	11620	98.4913%	Fecal		CFU/100 mL	200	283.2	86400	-	171.2
5439000	8/4/2005	0.02	0.02	0.2020	0.03	11620	98.4913%	Fecal		CFU/100 mL	200	283.2	86400	-	171.2
5439000	8/5/2005	0.02	0.02	0.2020	0.03	11620	98.4913%	Fecal		CFU/100 mL	200	283.2	86400	-	171.2
5439000	8/6/2005	0.02	0.02	0.2020	0.03	11620	98.4913%	Fecal		CFU/100 mL	200	283.2	86400	-	171.2
5439000	8/7/2005	0.02	0.02	0.2020	0.03	11620	98.4913%	Fecal		CFU/100 mL	200	283.2	86400	-	171.2
5439000	8/8/2005	0.02	0.02	0.2020	0.03	11620	98.4913%	Fecal		CFU/100 mL	200	283.2	86400	-	171.2
5439000	8/9/2005	0.02	0.02	0.2020	0.03	11620	98.4913%	Fecal		CFU/100 mL	200	283.2	86400	-	171.2
5439000	9/14/2005	0.02	0.02	0.2020	0.03	11620	98.4913%	Fecal		CFU/100 mL	200	283.2	86400	-	171.2
5439000	10/6/2005	0.02	0.02	0.2020	0.03	11620	98.4913%	Fecal		CFU/100 mL	200	283.2	86400	-	171.2
5439000	10/10/2010	0.02	0.02	0.2020	0.03	11620	98.4913%	Fecal		CFU/100 mL	200	283.2	86400	-	171.2
5439000	9/14/2011	0.02	0.02	0.2020	0.03	11620	98.4913%	Fecal		CFU/100 mL	200	283.2	86400	-	171.2
5439000	8/11/2012	0.02	0.02	0.2020	0.03	11620	98.4913%	Fecal		CFU/100 mL	200	283.2	86400	-	171.2
5439000	8/12/2012	0.02	0.02	0.2020	0.03	11620	98.4913%	Fecal		CFU/100 mL	200	283.2	86400	-	171.2
5439000	8/23/2012	0.02	0.02	0.2020	0.03	11620	98.4913%	Fecal		CFU/100 mL	200	283.2	86400	-	171.2
5439000	8/24/2012	0.02	0.02	0.2020	0.03	11620	98.4913%	Fecal		CFU/100 mL	200	283.2	86400	-	171.2
5439000	8/25/2012	0.02	0.02	0.2020	0.03	11620	98.4913%	Fecal		CFU/100 mL	200	283.2	86400	-	171.2
5439000	9/1/2012	0.02	0.02	0.2020	0.03	11620	98.4913%	Fecal		CFU/100 mL	200	283.2	86400	-	171.2
5439000	9/30/2017	0.02	0.02	0.2020	0.03	11620	98.4913%	Fecal		CFU/100 mL	200	283.2	86400	-	171.2
5439000	10/1/2017	0.02	0.02	0.2020	0.03	11620	98.4913%	Fecal		CFU/100 mL	200	283.2	86400	-	171.2
5439000	10/2/2017	0.02	0.02	0.2020	0.03	11620	98.4913%	Fecal		CFU/100 mL	200	283.2	86400	-	171.2
5439000	10/3/2017	0.02	0.02	0.2020	0.03	11620	98.4913%	Fecal		CFU/100 mL	200	283.2	86400	-	171.2
5439000	10/4/2017	0.02	0.02	0.2020	0.03	11620	98.4913%	Fecal		CFU/100 mL	200	283.2	86400	-	171.2
5439000	9/25/1999	0.01	0.01	0.2020	0.03	11658	98.8134%	Fecal		CFU/100 mL	200	283.2	86400	-	161.3
5439000	1/20/2003	0.01	0.01	0.2020	0.03	11658	98.8134%	Fecal		CFU/100 mL	200	283.2	86400	-	161.3
5439000	1/21/2003	0.01	0.01	0.2020	0.03	11658	98.8134%	Fecal		CFU/100 mL	200	283.2	86400	-	161.3
5439000	1/22/2003	0.01	0.01	0.2020	0.03	11658	98.8134%	Fecal		CFU/100 mL	200	283.2	86400	-	161.3
5439000	1/23/2003	0.01	0.01	0.2020	0.03	11658	98.8134%	Fecal		CFU/100 mL	200	283.2	86400	-	161.3
5439000	1/24/2003	0.01	0.01	0.2020	0.03	11658	98.8134%	Fecal		CFU/100 mL	200	283.2	86400	-	161.3
5439000	1/25/2003	0.01	0.01	0.2020	0.03	11658	98.8134%	Fecal		CFU/100 mL	200	283.2	86400	-	161.3
5439000	1/26/2003	0.01	0.01	0.2020	0.03	11658	98.8134%	Fecal		CFU/100 mL	200	283.2	86400	-	161.3
5439000	1/28/2003	0.01	0.01	0.2020	0.03	11658	98.8134%	Fecal		CFU/100 mL	200	283.2	86400	-	161.3
5439000	1/29/2003	0.01	0.01	0.2020	0.03	11658	98.8134%	Fecal		CFU/100 mL	200	283.2	86400	-	161.3
5439000	1/30/2003	0.01	0.01	0.2020	0.03	11658	98.8134%	Fecal		CFU/100 mL	200	283.2	86400	-	161.3
5439000	1/31/2003	0.01	0.01	0.2020	0.03	11658	98.8134%	Fecal		CFU/100 mL	200	283.2	86400	-	161.3
5439000	2/1/2003	0.01	0.01	0.2020	0.03	11658	98.8134%	Fecal		CFU/100 mL	200	283.2	86400	-	161.3
5439000	2/2/2003	0.01	0.01	0.2020	0.03	11658	98.8134%	Fecal		CFU/100 mL	200	283.2	86400	-	161.3
5439000	2/5/2003	0.01	0.01	0.2020	0.03	11658	98.8134%	Fecal		CFU/100 mL	200	283.2	86400	-	161.3
5439000	2/6/2003	0.01	0.01	0.2020	0.03	11658	98.8134%	Fecal		CFU/100 mL	200	283.2	86400	-	161.3
5439000	2/7/2003	0.01	0.01	0.2020	0.03	11658	98.8134%	Fecal		CFU/100 mL	200	283.2	86400	-	161.3
5439000	2/8/2003	0.01	0.01	0.2020	0.03	11658	98.8134%	Fecal		CFU/100 mL	200	283.2	86400	-	161.3
5439000	2/9/2003	0.01	0.01	0.2020	0.03	11658	98.8134%	Fecal		CFU/100 mL	200	283.2	86400	-	161.3
5439000	2/13/2003	0.01	0.01	0.2020	0.03	11658	98.8134%	Fecal		CFU/100 mL	200	283.2	86400	-	161.3
5439000	2/14/2003	0.01	0.01	0.2020	0.03	11658	98.8134%	Fecal		CFU/100 mL	200	283.2	86400	-	161.3
5439000	2/15/2003	0.01	0.01	0.2020	0.03	11658	98.8134%	Fecal		CFU/100 mL	200	283.2	86400	-	161.3
5439000	2/16/2003	0.01	0.01	0.2020	0.03	11658	98.8134%	Fecal		CFU/100 mL	200	283.2	86400	-	161.3
5439000	2/17/2003	0.01	0.01	0.2020	0.03	11658	98.8134%	Fecal		CFU/100 mL	200	283.2	86400	-	161.3
5439000	2/18/2003	0.01	0.01	0.2020	0.03	11658	98.8134%	Fecal		CFU/100 mL	200	283.2	86400	-	161.3
5439000	2/19/2003	0.01	0.01	0.2020	0.03	11658	98.8134%	Fecal		CFU/100 mL	200	283.2	86400	-	161.3
5439000	2/20/2003	0.01	0.01	0.2020	0.03	11658	98.8134%	Fecal		CFU/100 mL	200	283.2	86400	-	161.3
5439000	2/21/2003	0.01	0.01	0.2020	0.03	11658	98.8134%	Fecal		CFU/100 mL	200	283.2	86400	-	161.3
5439000	2/22/2003	0.01	0.01	0.2020	0.03	11658	98.8134%	Fecal		CFU/100 mL	200	283.2	86400	-	161.3
5439000	2/23/2003	0.01	0.01	0.2020	0.03	11658	98.8134%	Fecal		CFU/100 mL	200	283.2	86400	-	161.3
5439000	2/24/2003	0.01	0.01	0.2020	0.03	11658	98.8134%	Fecal		CFU/100 mL	200	283.2	86400	-	161.3
5439000	8/25/2003	0.01	0.01	0.2020	0.03	11658	98.8134%	Fecal		CFU/100 mL	200	283.2	86400	-	161.3
5439000	9/21/2003	0.01	0.01	0.2020	0.03	11658	98.8134%	Fecal		CFU/100 mL	200	283.2	86400	-	161.3
5439000	10/7/2003	0.01	0.01	0.2020	0.03	11658	98.8134%	Fecal		CFU/100 mL	200	283.2	86400	-	161.3
5439000	10/7/2004	0.01	0.01	0.2020	0.03	11658	98.8134%	Fecal		CFU/100 mL	200	283.2	86400	-	161.3
5439000	8/26/2008	0.01	0.01	0.2020	0.03	11658	98.8134%	Fecal		CFU/100 mL	200	283.2	86400	-	161.3
5439000	10/15/2010	0.01	0.01	0.2020	0.03	11658	98.8134%	Fecal		CFU/100 mL	200	283.2	86400	-	161.3
5439000	10/20/2010	0.01	0.01	0.2020	0.03	11658	98.8134%	Fecal		CFU/100 mL	200	283.2	86400	-	161.3
5439000	9/16/2011	0.01	0.01	0.2020	0.03	11658	98.8134%	Fecal		CFU/100 mL	200	283.2	86400	-	161.3
5439000	9/23/2011	0.01	0.01	0.2020	0.03	11658	98.8134%	Fecal		CFU/100 mL	200	283.2	86400	-	161.3
5439000	10/5/2017	0.01	0.01	0.2020	0.03	11658	98.8134%	Fecal		CFU/100 mL	200	283.2	86400	-	161.3
5439000	10/6/2017	0.01	0.01	0.2020	0.03	11658	98.8134%	Fecal		CFU/100 mL	200	283.2	86400	-	161.3
5439000	10/7/2017	0.01	0.01	0.2020	0.03	11658	98.8134%	Fecal		CFU/100 mL	200	283.2	86400	-	161.3
5439000	10/8/2017	0.01	0.01	0.2020	0.03	11658	98.8134%	Fecal		CFU/100 mL	200	283.2	86400	-	161.3
5439000	10/9/2017	0.01	0.01	0.2020	0.03	11658	98.8134%	Fecal		CFU/100 mL	200	283.2	86400	-	161.3
5439000	8/24/1991	0	0	0.2020	0.03	11703	99.1948%	Fecal		CFU/100 mL	200	283.2	86400	-	156.3
5439000	9/11/1999	0	0	0.2020	0.03	11703	99.1948%	Fecal		CFU/100 mL	200	283.2	86400	-	156.3
5439000	9/24/1999	0	0	0.2020	0.03	11703	99.1948%	Fecal		CFU/100 mL	200	283.2	86400	-	156.3
5439000	1/27/2003	0	0	0.2020	0.03	11703	99.1948%	Fecal		CFU/100 mL	200	283.2	86400	-	156.3
5439000	2/10/2003	0	0	0.2020	0.03	11703	99.1948%	Fecal		CFU/100 mL	200	283.2	86400	-	156.3
5439000	2/11/2003	0	0	0.2020	0.03	11703	99.1948%	Fecal		CFU/100 mL	200	283.2	86400	-	156.3
5439000	2/12/2003	0	0	0.2020	0.03	11703	99.1948%	Fecal		CFU/100 mL	200	283.2	86400	-	156.3
5439000	8/26/2003	0	0	0.2020	0.03	11703	99.1948%	Fecal		CFU/100 mL	200	283.2	86400	-	156.3
5439000	8/27/2003	0	0	0.2020	0.03	11703	99.1948%	Fecal		CFU/100 mL	200	283.2	86400	-	156.3
5439000	8/30/2003	0	0	0.2020	0.03	11703	99.1948%	Fecal		CFU/100 mL	200	283.2	86400	-	156.3
5439000	9/5/2003	0	0	0.2020	0.03	11703	99.1948%	Fecal		CFU/100 mL	200	283.2	86400	-	156.3
5439000	9/6/2003	0	0	0.2020	0.03	11703	99.1948%	Fecal		CFU/100 mL	200	283.2	86400	-	156.3
5439000	9/7/2003	0	0	0.2020	0.03	11703	99.1948%	Fecal		CFU/100 mL	200	283.2	86400	-	156.3
5439000	9/8/2003	0	0	0.2020	0.03	11703	99.1948%	Fecal		CFU/100 mL	200	283.2	86400	-	156.3
5439000	9/9/2003	0	0	0.2020	0.03	11703	99.1948%	Fecal		CFU/100 mL	200	283.2	86400	-	156.3
5439000	9/10/2003	0	0	0.2020	0.03	11703	99.1948%	Fecal		CFU/100 mL	200	283.2	86400	-	156.3
5439000	9/11/2003	0	0	0.2020	0.03	11703	99.1948%	Fecal		CFU/100 mL	200	283.2	86400	-	156.3
5439000	9/18/2003	0	0	0.2020	0.03	11703	99.1948%	Fecal		CFU/100 mL	200	283.2	86400	-	156.3
5439000	9/19/2003	0	0	0.2020	0.03	11703	99.1948%	Fecal		CFU/100 mL	200	283.2	86400	-	156.3
5439000	9/20/2003	0	0	0.2020	0.03	11703	99.1948%	Fecal		CFU/100 mL	200	283.2	86400	-	156.3
5439000	9/23/2003	0	0	0.2020	0.03	11703	99.1948%	Fecal		CFU/100 mL	200	283.2	86400	-	156.3
5439000	9/25/2003	0	0	0.2020	0.03	11703	99.1948%	Fecal		CFU/100 mL	200	283.2	86400	-	156.3
5439000	10/8/2003	0	0	0.2020	0.03	11703	99.1948%	Fecal		CFU/100 mL	200	283.2	86400	-	156.3
5439000	10/9/2003	0	0	0.2020	0.03	11703	99.1948%	Fecal		CFU/100 mL	200	283.2	86400	-	156.3
5439000	10/10/2003	0	0	0.2020	0.03	11703	99.1948%	Fecal		CFU/100 mL	200	283.2	86400	-	156.3
5439000	9/25/2004	0	0	0.2020	0.03	11703	99.1948%	Fecal		CFU/100 mL	200	283.2	86400	-	156.3
5439000	9/26/2004	0	0	0.2020	0.03	11703	99.1948%	Fecal		CFU/100 mL	200	283.2	86400	-	156.3
5439000	10/11/2004	0	0	0.2020	0.03	11703	99.1948%	Fecal		CFU/100 mL	200	283.2	86400	-	156.3
5439000	10/12/2004	0	0	0.2020	0.03	11703	99.1948%	Fecal		CFU/100 mL	200	283.2	86400	-	156.3
5439000	10/13/2004	0	0	0.2020	0.03	11703	99.1948%	Fecal		CFU/100 mL	200	283.2	86400	-	156.3
5439000	8/28/2005	0	0	0.2020	0.03	11703	99.1948%	Fecal		CFU/100 mL	200	283.2	86400	-	156.3
5439000	8/29/2005	0	0	0.2020	0.03	11703	99.1948%	Fecal		CFU/100 mL	200	283.2	86400	-	156.3
5439000	8/30/2005	0	0	0.2020	0.03	11703	99.1948%	Fecal		CFU/100 mL	200	283.2	86400	-	156.3
5439000	8/31/2005	0	0	0.2020	0.03	11703	99.1948%	Fecal		CFU/100 mL	200	283.2	86400	-	156.3
5439000	9/1/2005	0	0	0.2020	0.03	11703	99.1948%	Fecal		CFU/100 mL	200	283.2	86400	-	156.3
5439000	9/2/2005	0	0	0.2020	0.03	11703	99.1948%	Fecal		CFU/100 mL	200	283.2	86400	-	156.3
5439000	9/3/2005	0	0	0.2020	0.03	11703	99.1948%	Fecal		CFU/100 mL	200	283.2	86400	-	156.3
5439000	9/4/2005	0	0	0.2020	0.03	11703	99.1948%	Fecal		CFU/100 mL	200	283.2	86400	-	156.3
5439000	9/5/2005	0	0	0.2020	0.03	11703	99.1948%	Fecal		CFU/100 mL	200	283.2	86400	-	156.3
5439000	9/6/2005	0	0	0.2020	0.03	11703	99.1948%	Fecal		CFU/100 mL	200	283.2	86400	-	156.3
5439000	9/7/2005	0	0	0.2020	0.03	11703	99.1948%	Fecal		CFU/100 mL	200	283.2	86400	-	156.3
5439000	9/8/2005	0	0	0.2020	0.03	11703	99.1948%	Fecal		CFU/100 mL	200	283.2	86400	-	156.3
5439000	9/9/2005	0	0	0.2020	0.03	11703	99.1948%	Fecal		CFU/100 mL	200	283.2	86400	-	156.3
5439000	9/10/2005	0	0	0.2020	0.03	11703	99.1948%	Fecal		CFU/100 mL	200	283.2	86400	-	156.3
5439000	9/11/2005	0	0	0.2020	0.03	11703	99.1948%	Fecal		CFU/100 mL	200	283.2	86400	-	156.3
5439000	9/12/2005	0	0	0.2020	0.03	11703	99.1948%	Fecal		CFU/100 mL	200	283.2	86400	-	156.3
5439000	9/13/2005	0	0	0.2020	0.03	11703	99.1948%	Fecal		CFU/100 mL	200	283.2	86400	-	156.3
5439000	9/18/2005	0	0	0.2020	0.03	11703	99.1948%	Fecal		CFU/100 mL	200	283.2	86400	-	156.3

Gage ID	Date	Discharge (CFS)	Gage Discharge (less Surrogate NPDES) (CFS)	Watershed Area Ratio	Calculated flow (CFS)	Rank	Flow Exceedance %	Parameter	Results	Units (mg or micro_gram	Limit/Standard	100mL/CF	sec/day	Actual Load (million colonies/day)	Allowable Load (million colonies/day)
5439000	9/23/2005	0	0	0.2020	0.03	11703	99.1948%	Fecal		CFU/100 mL	200	283.2	86400	-	156.3
5439000	10/7/2005	0	0	0.2020	0.03	11703	99.1948%	Fecal		CFU/100 mL	200	283.2	86400	-	156.3
5439000	10/8/2005	0	0	0.2020	0.03	11703	99.1948%	Fecal		CFU/100 mL	200	283.2	86400	-	156.3
5439000	10/9/2005	0	0	0.2020	0.03	11703	99.1948%	Fecal		CFU/100 mL	200	283.2	86400	-	156.3
5439000	10/10/2005	0	0	0.2020	0.03	11703	99.1948%	Fecal		CFU/100 mL	200	283.2	86400	-	156.3
5439000	10/11/2005	0	0	0.2020	0.03	11703	99.1948%	Fecal		CFU/100 mL	200	283.2	86400	-	156.3
5439000	10/12/2005	0	0	0.2020	0.03	11703	99.1948%	Fecal		CFU/100 mL	200	283.2	86400	-	156.3
5439000	10/13/2005	0	0	0.2020	0.03	11703	99.1948%	Fecal		CFU/100 mL	200	283.2	86400	-	156.3
5439000	10/14/2005	0	0	0.2020	0.03	11703	99.1948%	Fecal		CFU/100 mL	200	283.2	86400	-	156.3
5439000	10/15/2005	0	0	0.2020	0.03	11703	99.1948%	Fecal		CFU/100 mL	200	283.2	86400	-	156.3
5439000	10/16/2005	0	0	0.2020	0.03	11703	99.1948%	Fecal		CFU/100 mL	200	283.2	86400	-	156.3
5439000	10/17/2005	0	0	0.2020	0.03	11703	99.1948%	Fecal		CFU/100 mL	200	283.2	86400	-	156.3
5439000	10/18/2005	0	0	0.2020	0.03	11703	99.1948%	Fecal		CFU/100 mL	200	283.2	86400	-	156.3
5439000	10/19/2005	0	0	0.2020	0.03	11703	99.1948%	Fecal		CFU/100 mL	200	283.2	86400	-	156.3
5439000	10/20/2005	0	0	0.2020	0.03	11703	99.1948%	Fecal		CFU/100 mL	200	283.2	86400	-	156.3
5439000	10/21/2005	0	0	0.2020	0.03	11703	99.1948%	Fecal		CFU/100 mL	200	283.2	86400	-	156.3
5439000	10/22/2005	0	0	0.2020	0.03	11703	99.1948%	Fecal		CFU/100 mL	200	283.2	86400	-	156.3
5439000	10/24/2005	0	0	0.2020	0.03	11703	99.1948%	Fecal		CFU/100 mL	200	283.2	86400	-	156.3
5439000	10/25/2005	0	0	0.2020	0.03	11703	99.1948%	Fecal		CFU/100 mL	200	283.2	86400	-	156.3
5439000	10/26/2005	0	0	0.2020	0.03	11703	99.1948%	Fecal		CFU/100 mL	200	283.2	86400	-	156.3
5439000	10/27/2005	0	0	0.2020	0.03	11703	99.1948%	Fecal		CFU/100 mL	200	283.2	86400	-	156.3
5439000	10/28/2005	0	0	0.2020	0.03	11703	99.1948%	Fecal		CFU/100 mL	200	283.2	86400	-	156.3
5439000	10/29/2005	0	0	0.2020	0.03	11703	99.1948%	Fecal		CFU/100 mL	200	283.2	86400	-	156.3
5439000	10/30/2005	0	0	0.2020	0.03	11703	99.1948%	Fecal		CFU/100 mL	200	283.2	86400	-	156.3
5439000	10/31/2005	0	0	0.2020	0.03	11703	99.1948%	Fecal		CFU/100 mL	200	283.2	86400	-	156.3
5439000	11/1/2005	0	0	0.2020	0.03	11703	99.1948%	Fecal		CFU/100 mL	200	283.2	86400	-	156.3
5439000	11/2/2005	0	0	0.2020	0.03	11703	99.1948%	Fecal		CFU/100 mL	200	283.2	86400	-	156.3
5439000	11/3/2005	0	0	0.2020	0.03	11703	99.1948%	Fecal		CFU/100 mL	200	283.2	86400	-	156.3
5439000	11/4/2005	0	0	0.2020	0.03	11703	99.1948%	Fecal		CFU/100 mL	200	283.2	86400	-	156.3
5439000	8/15/2006	0	0	0.2020	0.03	11703	99.1948%	Fecal		CFU/100 mL	200	283.2	86400	-	156.3
5439000	8/16/2006	0	0	0.2020	0.03	11703	99.1948%	Fecal		CFU/100 mL	200	283.2	86400	-	156.3
5439000	8/17/2006	0	0	0.2020	0.03	11703	99.1948%	Fecal		CFU/100 mL	200	283.2	86400	-	156.3
5439000	8/22/2006	0	0	0.2020	0.03	11703	99.1948%	Fecal		CFU/100 mL	200	283.2	86400	-	156.3
5439000	8/23/2006	0	0	0.2020	0.03	11703	99.1948%	Fecal		CFU/100 mL	200	283.2	86400	-	156.3
5439000	8/24/2006	0	0	0.2020	0.03	11703	99.1948%	Fecal		CFU/100 mL	200	283.2	86400	-	156.3
5439000	8/25/2006	0	0	0.2020	0.03	11703	99.1948%	Fecal		CFU/100 mL	200	283.2	86400	-	156.3
5439000	8/26/2006	0	0	0.2020	0.03	11703	99.1948%	Fecal		CFU/100 mL	200	283.2	86400	-	156.3
5439000	8/27/2006	0	0	0.2020	0.03	11703	99.1948%	Fecal		CFU/100 mL	200	283.2	86400	-	156.3
5439000	9/1/2006	0	0	0.2020	0.03	11703	99.1948%	Fecal		CFU/100 mL	200	283.2	86400	-	156.3
5439000	9/2/2006	0	0	0.2020	0.03	11703	99.1948%	Fecal		CFU/100 mL	200	283.2	86400	-	156.3
5439000	8/25/2008	0	0	0.2020	0.03	11703	99.1948%	Fecal		CFU/100 mL	200	283.2	86400	-	156.3
5439000	9/1/2008	0	0	0.2020	0.03	11703	99.1948%	Fecal		CFU/100 mL	200	283.2	86400	-	156.3
5439000	9/2/2008	0	0	0.2020	0.03	11703	99.1948%	Fecal		CFU/100 mL	200	283.2	86400	-	156.3
5439000	9/3/2008	0	0	0.2020	0.03	11703	99.1948%	Fecal		CFU/100 mL	200	283.2	86400	-	156.3
5439000	9/17/2011	0	0	0.2020	0.03	11703	99.1948%	Fecal		CFU/100 mL	200	283.2	86400	-	156.3
5439000	9/24/2011	0	0	0.2020	0.03	11703	99.1948%	Fecal		CFU/100 mL	200	283.2	86400	-	156.3
5439000	9/25/2011	0	0	0.2020	0.03	11703	99.1948%	Fecal		CFU/100 mL	200	283.2	86400	-	156.3

Gage ID	Date	Discharge (CFS)	Gage Discharge (less Surrogate NPDES) (CFS)	Watershed Area Ratio	Calculated flow (CFS)	Rank	Flow Exceedance %	Parameter	Results	Units (mg or micro_gram	Limit/Standard	100mL/CF	sec/day	Actual Load (million colonies/day)	Allowable Load (million colonies/day)
5439000	8/24/2007	2890	2890	0.3915	1131.51	1	0.0085%	Fecal		CFU/100 mL	200	283.2	86400	-	5,537,271.7
5439000	8/25/2007	2440	2440	0.3915	955.35	2	0.0170%	Fecal		CFU/100 mL	200	283.2	86400	-	4,675,191.8
5439000	7/18/1996	1980	1980	0.3915	775.27	3	0.0254%	Fecal		CFU/100 mL	200	283.2	86400	-	3,793,954.5
5439000	9/14/2008	1830	1830	0.3915	716.55	4	0.0339%	Fecal		CFU/100 mL	200	283.2	86400	-	3,506,594.5
5439000	9/15/2008	1820	1820	0.3915	712.64	5	0.0424%	Fecal		CFU/100 mL	200	283.2	86400	-	3,487,437.2
5439000	7/19/1996	1680	1680	0.3915	657.83	6	0.0509%	Fecal		CFU/100 mL	200	283.2	86400	-	3,219,234.6
5439000	8/26/2007	1620	1620	0.3915	634.34	7	0.0593%	Fecal		CFU/100 mL	200	283.2	86400	-	3,104,290.6
5439000	2/21/1997	1580	1580	0.3915	618.69	8	0.0678%	Fecal		CFU/100 mL	200	283.2	86400	-	3,027,661.2
5439000	5/15/2020	1580	1580	0.3915	618.69	8	0.0678%	Fecal		CFU/100 mL	200	283.2	86400	-	3,027,661.2
5439000	5/12/2016	1560	1560	0.3915	610.86	10	0.0848%	Fecal		CFU/100 mL	200	283.2	86400	-	2,989,346.6
5439000	4/18/2013	1550	1550	0.3915	606.94	11	0.0932%	Fecal		CFU/100 mL	200	283.2	86400	-	2,970,189.2
5439000	2/22/1997	1490	1490	0.3915	583.45	12	0.1017%	Fecal		CFU/100 mL	200	283.2	86400	-	2,855,245.3
5439000	4/19/2013	1430	1430	0.3915	559.97	13	0.1102%	Fecal		CFU/100 mL	200	283.2	86400	-	2,740,301.3
5439000	6/16/2015	1310	1310	0.3915	512.99	14	0.1187%	Fecal		CFU/100 mL	200	283.2	86400	-	2,510,413.3
5439000	5/13/2016	1270	1270	0.3915	497.33	15	0.1271%	Fecal		CFU/100 mL	200	283.2	86400	-	2,433,784.0
5439000	9/16/2008	1220	1220	0.3915	477.76	16	0.1356%	Fecal		CFU/100 mL	200	283.2	86400	-	2,337,997.3
5439000	3/24/1993	1210	1210	0.3915	473.84	17	0.1441%	Fecal		CFU/100 mL	200	283.2	86400	-	2,318,840.0
5439000	7/20/1996	1190	1190	0.3915	466.01	18	0.1526%	Fecal		CFU/100 mL	200	283.2	86400	-	2,280,525.3
5439000	2/20/1994	1180	1180	0.3915	462.10	19	0.1610%	Fecal		CFU/100 mL	200	283.2	86400	-	2,261,368.0
5439000	3/9/2009	1170	1170	0.3915	458.18	20	0.1695%	Fecal		CFU/100 mL	200	283.2	86400	-	2,242,210.6
5439000	8/6/1996	1130	1130	0.3915	442.52	21	0.1780%	Fecal		CFU/100 mL	200	283.2	86400	-	2,165,581.3
5439000	5/31/2004	1130	1130	0.3915	442.52	21	0.1780%	Fecal		CFU/100 mL	200	283.2	86400	-	2,165,581.3
5439000	5/26/1991	1120	1120	0.3915	438.61	23	0.1949%	Fecal		CFU/100 mL	200	283.2	86400	-	2,146,424.0
5439000	3/3/2008	1120	1120	0.3915	438.61	23	0.1949%	Fecal		CFU/100 mL	200	283.2	86400	-	2,146,424.0
5439000	5/30/2011	1120	1120	0.3915	438.61	23	0.1949%	Fecal		CFU/100 mL	200	283.2	86400	-	2,146,424.0
5439000	5/16/2020	1110	1110	0.3915	434.70	26	0.2204%	Fecal		CFU/100 mL	200	283.2	86400	-	2,127,266.6
5439000	5/29/1996	1100	1100	0.3915	430.78	27	0.2289%	Fecal		CFU/100 mL	200	283.2	86400	-	2,108,109.3
5439000	6/17/2015	1070	1070	0.3915	419.04	28	0.2373%	Fecal		CFU/100 mL	200	283.2	86400	-	2,050,637.3
5439000	8/23/2007	1050	1050	0.3915	411.21	29	0.2458%	Fecal		CFU/100 mL	200	283.2	86400	-	2,012,322.7
5439000	6/5/2002	1040	1040	0.3915	407.29	30	0.2543%	Fecal		CFU/100 mL	200	283.2	86400	-	1,993,165.3
5439000	3/29/2020	1030	1030	0.3915	403.38	31	0.2628%	Fecal		CFU/100 mL	200	283.2	86400	-	1,974,008.0
5439000	8/27/2007	1010	1010	0.3915	395.55	32	0.2712%	Fecal		CFU/100 mL	200	283.2	86400	-	1,935,693.3
5439000	5/18/2020	999	999	0.3915	391.24	33	0.2797%	Fecal		CFU/100 mL	200	283.2	86400	-	1,914,620.3
5439000	2/25/2001	992	992	0.3915	388.50	34	0.2882%	Fecal		CFU/100 mL	200	283.2	86400	-	1,901,210.1
5439000	2/23/1997	968	968	0.3915	379.11	35	0.2967%	Fecal		CFU/100 mL	200	283.2	86400	-	1,855,232.5
5439000	3/11/2013	956	956	0.3915	374.41	36	0.3051%	Fecal		CFU/100 mL	200	283.2	86400	-	1,832,243.7
5439000	12/28/2008	932	932	0.3915	365.01	37	0.3136%	Fecal		CFU/100 mL	200	283.2	86400	-	1,786,266.1
5439000	9/13/2008	930	930	0.3915	364.23	38	0.3221%	Fecal		CFU/100 mL	200	283.2	86400	-	1,782,434.7
5439000	7/19/1993	921	921	0.3915	360.71	39	0.3306%	Fecal		CFU/100 mL	200	283.2	86400	-	1,765,193.1
5439000	6/1/2004	921	921	0.3915	360.71	39	0.3306%	Fecal		CFU/100 mL	200	283.2	86400	-	1,765,193.1
5439000	3/10/2019	912	912	0.3915	357.18	41	0.3475%	Fecal		CFU/100 mL	200	283.2	86400	-	1,747,951.5
5439000	5/14/2010	901	901	0.3915	352.88	42	0.3560%	Fecal		CFU/100 mL	200	283.2	86400	-	1,726,878.4
5439000	3/8/2009	899	899	0.3915	352.10	43	0.3645%	Fecal		CFU/100 mL	200	283.2	86400	-	1,723,046.9
5439000	3/14/2019	894	894	0.3915	350.14	44	0.3729%	Fecal		CFU/100 mL	200	283.2	86400	-	1,713,468.3
5439000	5/1/2019	888	888	0.3915	347.79	45	0.3814%	Fecal		CFU/100 mL	200	283.2	86400	-	1,701,973.9
5439000	2/21/2018	887	887	0.3915	347.40	46	0.3899%	Fecal		CFU/100 mL	200	283.2	86400	-	1,700,058.1
5439000	6/18/2015	875	875	0.3915	342.70	47	0.3984%	Fecal		CFU/100 mL	200	283.2	86400	-	1,677,069.3
5439000	5/13/2010	873	873	0.3915	341.92	48	0.4068%	Fecal		CFU/100 mL	200	283.2	86400	-	1,673,237.9
5439000	5/1/2017	863	863	0.3915	338.00	49	0.4153%	Fecal		CFU/100 mL	200	283.2	86400	-	1,654,080.5
5439000	5/14/2016	852	852	0.3915	333.70	50	0.4238%	Fecal		CFU/100 mL	200	283.2	86400	-	1,633,007.5
5439000	6/14/1999	849	849	0.3915	332.52	51	0.4323%	Fecal		CFU/100 mL	200	283.2	86400	-	1,627,260.3
5439000	2/20/2018	849	849	0.3915	332.52	51	0.4323%	Fecal		CFU/100 mL	200	283.2	86400	-	1,627,260.3
5439000	4/20/2013	846	846	0.3915	331.35	53	0.4492%	Fecal		CFU/100 mL	200	283.2	86400	-	1,621,513.1
5439000	3/23/1993	845	845	0.3915	330.96	54	0.4577%	Fecal		CFU/100 mL	200	283.2	86400	-	1,619,597.3
5439000	3/12/2013	843	843	0.3915	330.17	55	0.4662%	Fecal		CFU/100 mL	200	283.2	86400	-	1,615,765.9
5439000	9/17/2008	836	836	0.3915	327.43	56	0.4747%	Fecal		CFU/100 mL	200	283.2	86400	-	1,602,355.7
5439000	5/2/2019	826	826	0.3915	323.52	57	0.4831%	Fecal		CFU/100 mL	200	283.2	86400	-	1,583,198.4
5439000	6/25/1994	825	825	0.3915	323.13	58	0.4916%	Fecal		CFU/100 mL	200	283.2	86400	-	1,581,282.7
5439000	3/4/1993	824	824	0.3915	322.73	59	0.5001%	Fecal		CFU/100 mL	200	283.2	86400	-	1,579,367.0
5439000	5/27/1991	820	820	0.3915	321.17	60	0.5086%	Fecal		CFU/100 mL	200	283.2	86400	-	1,571,704.0
5439000	3/10/2009	819	819	0.3915	320.78	61	0.5170%	Fecal		CFU/100 mL	200	283.2	86400	-	1,569,788.3
5439000	4/30/2019	818	818	0.3915	320.39	62	0.5255%	Fecal		CFU/100 mL	200	283.2	86400	-	1,567,872.6
5439000	5/22/2004	811	811	0.3915	317.65	63	0.5340%	Fecal		CFU/100 mL	200	283.2	86400	-	1,554,462.4
5439000	6/9/1993	803	803	0.3915	314.51	64	0.5425%	Fecal		CFU/100 mL	200	283.2	86400	-	1,539,136.6
5439000	5/14/2011	798	798	0.3915	312.56	65	0.5509%	Fecal		CFU/100 mL	200	283.2	86400	-	1,529,557.9
5439000	2/27/2009	791	791	0.3915	309.82	66	0.5594%	Fecal		CFU/100 mL	200	283.2	86400	-	1,516,147.8
5439000	3/12/2014	790	790	0.3915	309.43	67	0.5679%	Fecal		CFU/100 mL	200	283.2	86400	-	1,514,232.0
5439000	4/16/1993	788	788	0.3915	308.64	68	0.5764%	Fecal		CFU/100 mL	200	283.2	86400	-	1,510,400.6
5439000	5/17/2020	777	777	0.3915	304.34	69	0.5848%	Fecal		CFU/100 mL	200	283.2	86400	-	1,489,327.5
5439000	5/3/2019	768	768	0.3915	300.81	70	0.5933%	Fecal		CFU/100 mL	200	283.2	86400	-	1,472,085.9
5439000	2/10/2001	766	766	0.3915	300.03	71	0.6018%	Fecal		CFU/100 mL	200	283.2	86400	-	1,468,254.4
5439000	5/30/1996	760	760	0.3915	297.68	72	0.6103%	Fecal		CFU/100 mL	200	283.2	86400	-	1,456,760.0
5439000	3/11/2014	756	756	0.3915	296.12	73	0.6187%	Fecal		CFU/100 mL	200	283.2	86400	-	1,449,097.1
5439000	12/29/2008	754	754	0.3915	295.33	74	0.6272%	Fecal		CFU/100 mL	200	283.2	86400	-	1,445,265.6
5439000	3/1/1997	753	753	0.3915	294.94	75	0.6357%	Fecal		CFU/100 mL	200	283.2	86400	-	1,443,349.9
5439000	8/7/1996	751	751	0.3915	294.16	76	0.6442%	Fecal		CFU/100 mL	200	283.2	86400	-	1,439,518.4
5439000	2/19/1994	750	750	0.3915	293.77	77	0.6527%	Fecal		CFU/100 mL	200	283.2	86400	-	1,437,602.7
5439000	3/28/2020	747	747	0.3915	292.59	78	0.6611%	Fecal		CFU/100 mL	200	283.2	86400	-	1,431,855.5
5439000	4/23/1999	741	741	0.3915	290.24	79	0.6696%	Fecal		CFU/100 mL	200	283.2	86400	-	1,420,361.1
5439000	2/5/1991	740	740	0.3915	289.85	80	0.6781%	Fecal		CFU/100 mL	200	283.2	86400	-	1,418,445.4
5439000	6/10/2011	739	739	0.3915	289.46	81	0.6866%	Fecal		CFU/100 mL	200	283.2	86400	-	1,416,529.6
5439000	6/13/2000	736	736	0.3915	288.29	82	0.6950%	Fecal		CFU/100 mL	200	283.2	86400	-	1,410,782.4
5439000	6/6/2002	732	732	0.3915	286.72	83	0.7035%	Fecal		CFU/100 mL	200	283.2	86400	-	1,403,119.5
5439000	3/13/2019	728	728	0.3915	285.15	84	0.7120%	Fecal		CFU/100 mL	200	283.2	86400	-	1,395,456.6
5439000	2/21/1994	726	726	0.3915	284.37	85	0.7205%	Fecal		CFU/100 mL	200	283.2	86400	-	1,391,625.1
5439000	4/30/2017	725	725	0.3915	283.98	86	0.7289%	Fecal		CFU/100 mL	200	283.2	86400	-	1,389,709.4
5439000	1/23/1999	721	721	0.3915	282.41	87	0.7374%	Fecal		CFU/100 mL	200	283.2	86400	-	1,382,046.4
5439000	6/15/2015	721	721	0.3915	282.41	87	0.7374%	Fecal		CFU/100 mL	200	283.2	86400	-	1,382,046.4
5439000	5/11/2003	714	714	0.3915	279.67	89	0.7544%	Fecal		CFU/100 mL	200	283.2	86400	-	1,368,636.3
5439000	10/3/2019	714	714	0.3915	279.67	89	0.7544%	Fecal		CFU/100 mL	200	283.2	86400	-	1,368,636.3
5439000	5/8/1998	713	713	0.3915	279.28	91	0.7713%	Fecal		CFU/100 mL	200	283.2	86400	-	1,366,720.6
5439000	5/23/2004	710	710	0.3915	278.11	92	0.7798%	Fecal		CFU/100 mL	200	283.2	86400	-	1,360,973.4
5439000	7/21/1996	705	705	0.3915	276.15	93	0.7883%	Fecal		CFU/100 mL	200	283.2	86400	-	1,351,394.7
5439000	6/13/1999	704	704	0.3915	275.76	94	0.7967%	Fecal		CFU/100 mL	200	283.2	86400	-	1,349,479.0
5439000	3/25/1993	702	702	0.3915	274.98	95	0.8052%	Fecal		CFU/100 mL	200	283.2	86400	-	1,345,647.5
5439000	6/24/1994	701	701	0.3915	274.58	96	0.8137%	Fecal		CFU/100 mL	200	283.2	86400	-	1,343,731.8
5439000	5/31/2011	701	701	0.3915	274.58	96	0.8137%	Fecal		CFU/100 mL	200	283.2	86400	-	1,343,731.8
5439000	6/14/2000	700	700	0.3915	274.19	98	0.8306%	Fecal		CFU/100 mL	200	283.2	86400	-	1,341,816.0
5439000	5/21/2004	698	698	0.3915	273.41	99	0.8391%	Fecal		CFU/100 mL	200	283.2	86400	-	1,337,984.6
5439000	5/30/2019	698	698	0.3915	273.41	99	0.8391%	Fecal		CFU/100 mL	200	283.2	86400	-	1,337,984.6
5439000	5/24/1995	697	697	0.3915	273.02	101	0.8561%	Fecal		CFU/100 mL	200	283.2	86400	-	1,336,068.8
5439000	5/2/2017	694	694	0.3915	271.84	102	0.8646%	Fecal		CFU/100 mL	200	283.2	86400	-	1,330,321.6
5439000	8/7/2007	684	684	0.3915	267.93	103	0.8730%	Fecal		CFU/100 mL	200	283.2	86400	-	1,311,164.3
5439000	4/11/2008	684	684	0.3915	267.93	103	0.8730%	Fecal		CFU/100 mL	200	283.2	86400	-	1,311,164.3
5439000	6/4/2002	683	683	0.3915	267.54	105	0.8900%	Fecal		CFU/100 mL	200	283.2	86400	-	1,309,248.6
5439000	5/28/1996	678	678	0.3915	265.58	106	0.8985%	Fecal		CFU/100 mL	200	283.2	86400	-	1,299,669.9
5439000	9/13/2019	676	676	0.3915	264.80	107	0.9069%	Fecal		CFU/100 mL	200	283.2	86400	-	1,295,838.4
5439000	6/12/2000	669	669	0.3915	262.00	108	0.9154%	Fecal		CFU/100 mL	200	283.2	86400	-	1,282,428.3
5439000	12/26/2009	668	668	0.3915	261.67	109	0.9239%	Fecal		CFU/100 mL	200	283.2	86400	-	1,280,512.6
5439000	3/4/2008	666	666	0.3915	260.88	110	0.9324%	Fecal		CFU/100 mL	200	283.2	86400	-	1,276,681.1
5439000	7/1/2014	666	666	0.3915	260.88	110	0.9324%	Fecal		CFU/100 mL	200	283.2	86400	-	1,276,681.1
5439000	6/11/2018	665	665	0.3915	260.49	112	0.9493%	Fecal		CFU/100 mL	200	283.2	86400	-	1,274,765.4
5439000	10/27/2019	662	662	0.3915	259.32	113	0.9578%	Fecal		CFU/100 mL	200	283.2	86400	-	1,269,018.2
5439000	4/1/1993	657	657	0.3915	257.36	114	0.9663%	Fecal		CFU/100 mL	200	283.2	86400	-	1,259,439.5
5439000	8/8/2007	652	652	0.3915	255.40	115	0.9747%	Fecal		CFU/100 mL	200	283.2	86400	-	1,249,860.8
5439000	12/14/2015	646	646	0.3915	253.05	116	0.9832%	Fecal		CFU/100 mL	200	283.2	86400	-	1,238,366.4
5439000	1/24/1999	643	643	0.3915	251.88	117	0.9917%	Fecal		CFU/100 mL	200	283.2	86400	-	1,232,619.2
5439000	6/10/2018	642	642	0.3915	251.49	118	1.0002%	Fecal		CFU/100 mL	200	283.2	86400	-	1,230,703.5
5439000	12/15/2015	639	639	0.3915	250.31	119	1.0086%	Fecal		CFU/100 mL	200	283.2	86400	-	1,224,956.3
5439000	2/9/2001	636	636	0.3915	249.14	120	1.0171%	Fecal		CFU/100 mL	200	283.2	86400	-	1,219,209.1
5439000	6/8/1993	634	634	0.3915	248.36	121	1.0256%	Fecal		CFU/100 mL	200	283.2	86400	-	1,215,377.6
5439000	1/4/1993	633	633	0.3915	247.96	122	1.0341%	Fecal		CFU/100 mL	200	283.2	86400	-	1,213,461.9
5439000	12/30/2008	626	626	0.3915	245.22	123	1.0425%	Fecal		CFU/100 mL	200	283.2	86400	-	1,200,051.8
5439000	12/25/2009	625	625	0.3915	244.83	124	1.0510%	Fecal		CFU/100 mL	200	283.2	86400	-	1,198,136.0
5439000	7/20/2007	621	621	0.3915	243.27	125	1.0595%	Fecal		CFU/100 mL	200	283.2	86400	-	1,190,473.1
5439000	6/2/1999	620	620	0.3915	242.88	126	1.0680%	Fecal		CFU/100 mL	200	283.2	86400	-	1,188,557.4

Gage ID	Date	Discharge (CFS)	Gage Discharge (less Surrogate NPDES) (CFS)	Watershed Area Ratio	Calculated flow (CFS)	Rank	Flow Exceedance %	Parameter	Results	Units (mg or micro_gram	Limit/Standard	100mL/CF	sec/day	Actual Load (million colonies/day)	Allowable Load (million colonies/day)
5439000	10/31/2009	620	620	0.3915	242.88	126	1.0680%	Fecal		CFU/100 mL	200	283.2	86400	-	1,188,557.4
5439000	5/31/2019	619	619	0.3915	242.48	128	1.0849%	Fecal		CFU/100 mL	200	283.2	86400	-	1,186,641.6
5439000	3/15/2019	618	618	0.3915	242.09	129	1.0934%	Fecal		CFU/100 mL	200	283.2	86400	-	1,184,725.9
5439000	4/29/2019	614	614	0.3915	240.53	130	1.1019%	Fecal		CFU/100 mL	200	283.2	86400	-	1,177,063.0
5439000	3/11/1990	612	612	0.3915	239.74	131	1.1104%	Fecal		CFU/100 mL	200	283.2	86400	-	1,173,231.5
5439000	5/19/2020	610	610	0.3915	238.96	132	1.1188%	Fecal		CFU/100 mL	200	283.2	86400	-	1,169,400.0
5439000	3/30/2020	609	609	0.3915	238.57	133	1.1273%	Fecal		CFU/100 mL	200	283.2	86400	-	1,167,484.3
5439000	5/12/2002	608	608	0.3915	238.18	134	1.1358%	Fecal		CFU/100 mL	200	283.2	86400	-	1,165,568.6
5439000	3/13/2014	605	605	0.3915	237.00	135	1.1443%	Fecal		CFU/100 mL	200	283.2	86400	-	1,159,821.4
5439000	3/31/2017	603	603	0.3915	236.22	136	1.1527%	Fecal		CFU/100 mL	200	283.2	86400	-	1,155,989.9
5439000	6/18/1996	600	600	0.3915	235.05	137	1.1612%	Fecal		CFU/100 mL	200	283.2	86400	-	1,150,242.7
5439000	3/11/2009	598	598	0.3915	234.26	138	1.1697%	Fecal		CFU/100 mL	200	283.2	86400	-	1,146,411.3
5439000	3/12/1990	594	594	0.3915	232.70	139	1.1782%	Fecal		CFU/100 mL	200	283.2	86400	-	1,138,748.3
5439000	2/26/2001	593	593	0.3915	232.31	140	1.1866%	Fecal		CFU/100 mL	200	283.2	86400	-	1,136,832.6
5439000	11/28/1990	592	592	0.3915	231.91	141	1.1951%	Fecal		CFU/100 mL	200	283.2	86400	-	1,134,916.9
5439000	9/14/2019	583	583	0.3915	228.39	142	1.2036%	Fecal		CFU/100 mL	200	283.2	86400	-	1,117,675.3
5439000	8/28/2007	582	582	0.3915	228.00	143	1.2121%	Fecal		CFU/100 mL	200	283.2	86400	-	1,115,759.5
5439000	6/30/2013	580	580	0.3915	227.22	144	1.2205%	Fecal		CFU/100 mL	200	283.2	86400	-	1,111,928.1
5439000	3/15/2014	577	577	0.3915	226.04	145	1.2290%	Fecal		CFU/100 mL	200	283.2	86400	-	1,106,180.9
5439000	5/9/2019	575	575	0.3915	225.26	146	1.2375%	Fecal		CFU/100 mL	200	283.2	86400	-	1,102,349.4
5439000	3/3/1993	574	574	0.3915	224.87	147	1.2460%	Fecal		CFU/100 mL	200	283.2	86400	-	1,100,433.7
5439000	9/29/2019	574	574	0.3915	224.87	147	1.2460%	Fecal		CFU/100 mL	200	283.2	86400	-	1,100,433.7
5439000	12/2/2018	573	573	0.3915	224.48	149	1.2629%	Fecal		CFU/100 mL	200	283.2	86400	-	1,098,517.9
5439000	5/29/2011	571	571	0.3915	223.69	150	1.2714%	Fecal		CFU/100 mL	200	283.2	86400	-	1,094,686.5
5439000	7/19/2007	570	570	0.3915	223.30	151	1.2799%	Fecal		CFU/100 mL	200	283.2	86400	-	1,092,770.7
5439000	6/15/2000	567	567	0.3915	222.13	152	1.2884%	Fecal		CFU/100 mL	200	283.2	86400	-	1,087,023.5
5439000	7/2/2014	566	566	0.3915	221.74	153	1.2968%	Fecal		CFU/100 mL	200	283.2	86400	-	1,085,107.8
5439000	2/24/2019	562	562	0.3915	220.17	154	1.3053%	Fecal		CFU/100 mL	200	283.2	86400	-	1,077,444.9
5439000	3/2/2007	561	561	0.3915	219.78	155	1.3138%	Fecal		CFU/100 mL	200	283.2	86400	-	1,075,529.1
5439000	3/13/2013	561	561	0.3915	219.78	155	1.3138%	Fecal		CFU/100 mL	200	283.2	86400	-	1,075,529.1
5439000	12/27/2008	559	559	0.3915	219.00	157	1.3307%	Fecal		CFU/100 mL	200	283.2	86400	-	1,071,697.7
5439000	6/14/1993	558	558	0.3915	218.60	158	1.3392%	Fecal		CFU/100 mL	200	283.2	86400	-	1,069,781.9
5439000	5/29/2019	557	557	0.3915	218.21	159	1.3477%	Fecal		CFU/100 mL	200	283.2	86400	-	1,067,866.2
5439000	4/17/1993	555	555	0.3915	217.43	160	1.3562%	Fecal		CFU/100 mL	200	283.2	86400	-	1,064,034.7
5439000	5/15/2011	555	555	0.3915	217.43	160	1.3562%	Fecal		CFU/100 mL	200	283.2	86400	-	1,064,034.7
5439000	5/15/2016	555	555	0.3915	217.43	160	1.3562%	Fecal		CFU/100 mL	200	283.2	86400	-	1,064,034.7
5439000	6/11/2011	550	550	0.3915	215.47	163	1.3816%	Fecal		CFU/100 mL	200	283.2	86400	-	1,054,456.1
5439000	4/16/1998	548	548	0.3915	214.69	164	1.3901%	Fecal		CFU/100 mL	200	283.2	86400	-	1,050,624.6
5439000	6/9/2011	547	547	0.3915	214.30	165	1.3985%	Fecal		CFU/100 mL	200	283.2	86400	-	1,048,708.9
5439000	9/23/2019	547	547	0.3915	214.30	165	1.3985%	Fecal	2760	CFU/100 mL	200	283.2	86400	14,472,182	1,048,708.9
5439000	9/26/1993	542	542	0.3915	212.34	167	1.4155%	Fecal		CFU/100 mL	200	283.2	86400	-	1,039,130.2
5439000	5/13/1999	542	542	0.3915	212.34	167	1.4155%	Fecal		CFU/100 mL	200	283.2	86400	-	1,039,130.2
5439000	3/10/2021	540	540	0.3915	211.56	169	1.4324%	Fecal		CFU/100 mL	200	283.2	86400	-	1,035,298.7
5439000	11/6/1994	538	538	0.3915	210.77	170	1.4409%	Fecal		CFU/100 mL	200	283.2	86400	-	1,031,467.3
5439000	6/2/2004	538	538	0.3915	210.77	170	1.4409%	Fecal		CFU/100 mL	200	283.2	86400	-	1,031,467.3
5439000	3/12/2015	537	537	0.3915	210.38	172	1.4579%	Fecal		CFU/100 mL	200	283.2	86400	-	1,029,551.5
5439000	6/20/1993	535	535	0.3915	209.60	173	1.4664%	Fecal		CFU/100 mL	200	283.2	86400	-	1,025,720.1
5439000	5/13/2002	535	535	0.3915	209.60	173	1.4664%	Fecal		CFU/100 mL	200	283.2	86400	-	1,025,720.1
5439000	3/7/1994	534	534	0.3915	209.21	175	1.4833%	Fecal		CFU/100 mL	200	283.2	86400	-	1,023,804.3
5439000	5/28/1995	534	534	0.3915	209.21	175	1.4833%	Fecal		CFU/100 mL	200	283.2	86400	-	1,023,804.3
5439000	3/9/2021	530	530	0.3915	207.64	177	1.5003%	Fecal		CFU/100 mL	200	283.2	86400	-	1,016,141.4
5439000	10/28/2019	526	526	0.3915	206.08	178	1.5087%	Fecal		CFU/100 mL	200	283.2	86400	-	1,008,478.5
5439000	3/16/2014	524	524	0.3915	205.29	179	1.5172%	Fecal		CFU/100 mL	200	283.2	86400	-	1,004,647.0
5439000	6/2/1996	522	522	0.3915	204.51	180	1.5257%	Fecal		CFU/100 mL	200	283.2	86400	-	1,000,815.5
5439000	4/21/2013	520	520	0.3915	203.73	181	1.5342%	Fecal		CFU/100 mL	200	283.2	86400	-	996,984.1
5439000	3/10/1990	515	515	0.3915	201.77	182	1.5426%	Fecal		CFU/100 mL	200	283.2	86400	-	987,405.4
5439000	2/27/1997	513	513	0.3915	200.99	183	1.5511%	Fecal		CFU/100 mL	200	283.2	86400	-	983,573.9
5439000	6/19/2015	513	513	0.3915	200.99	183	1.5511%	Fecal		CFU/100 mL	200	283.2	86400	-	983,573.9
5439000	3/11/2010	511	511	0.3915	200.21	185	1.5681%	Fecal		CFU/100 mL	200	283.2	86400	-	979,742.5
5439000	5/30/2004	510	510	0.3915	199.81	186	1.5765%	Fecal		CFU/100 mL	200	283.2	86400	-	977,826.7
5439000	1/5/1993	509	509	0.3915	199.42	187	1.5850%	Fecal		CFU/100 mL	200	283.2	86400	-	975,911.0
5439000	3/10/2007	509	509	0.3915	199.42	187	1.5850%	Fecal		CFU/100 mL	200	283.2	86400	-	975,911.0
5439000	5/11/2017	509	509	0.3915	199.42	187	1.5850%	Fecal		CFU/100 mL	200	283.2	86400	-	975,911.0
5439000	4/24/1999	507	507	0.3915	198.64	190	1.6104%	Fecal		CFU/100 mL	200	283.2	86400	-	972,079.5
5439000	12/31/2008	504	504	0.3915	197.46	191	1.6189%	Fecal		CFU/100 mL	200	283.2	86400	-	966,332.3
5439000	3/18/1991	502	502	0.3915	196.68	192	1.6274%	Fecal		CFU/100 mL	200	283.2	86400	-	962,500.9
5439000	2/11/2001	500	500	0.3915	195.90	193	1.6359%	Fecal		CFU/100 mL	200	283.2	86400	-	958,669.4
5439000	5/12/2008	499	499	0.3915	195.51	194	1.6443%	Fecal		CFU/100 mL	200	283.2	86400	-	956,753.7
5439000	9/18/2008	499	499	0.3915	195.51	194	1.6443%	Fecal		CFU/100 mL	200	283.2	86400	-	956,753.7
5439000	4/6/2017	499	499	0.3915	195.51	194	1.6443%	Fecal		CFU/100 mL	200	283.2	86400	-	956,753.7
5439000	5/9/1998	498	498	0.3915	195.12	197	1.6698%	Fecal		CFU/100 mL	200	283.2	86400	-	954,837.9
5439000	8/20/2007	495	495	0.3915	193.94	198	1.6783%	Fecal		CFU/100 mL	200	283.2	86400	-	949,090.7
5439000	10/30/2009	491	491	0.3915	192.38	199	1.6867%	Fecal		CFU/100 mL	200	283.2	86400	-	941,427.8
5439000	6/23/2018	491	491	0.3915	192.38	199	1.6867%	Fecal		CFU/100 mL	200	283.2	86400	-	941,427.8
5439000	10/4/2019	491	491	0.3915	192.38	199	1.6867%	Fecal		CFU/100 mL	200	283.2	86400	-	941,427.8
5439000	5/4/2019	490	490	0.3915	191.98	202	1.7122%	Fecal		CFU/100 mL	200	283.2	86400	-	939,512.1
5439000	7/13/2008	488	488	0.3915	191.20	203	1.7206%	Fecal		CFU/100 mL	200	283.2	86400	-	935,680.6
5439000	3/12/2010	488	488	0.3915	191.20	203	1.7206%	Fecal		CFU/100 mL	200	283.2	86400	-	935,680.6
5439000	3/2/1997	486	486	0.3915	190.42	205	1.7376%	Fecal		CFU/100 mL	200	283.2	86400	-	931,849.1
5439000	12/27/2009	486	486	0.3915	190.42	205	1.7376%	Fecal		CFU/100 mL	200	283.2	86400	-	931,849.1
5439000	6/22/2018	486	486	0.3915	190.42	205	1.7376%	Fecal		CFU/100 mL	200	283.2	86400	-	931,849.1
5439000	12/29/2015	485	485	0.3915	190.03	208	1.7630%	Fecal		CFU/100 mL	200	283.2	86400	-	929,933.4
5439000	5/15/2018	483	483	0.3915	189.24	209	1.7715%	Fecal		CFU/100 mL	200	283.2	86400	-	926,101.9
5439000	6/26/1994	482	482	0.3915	188.85	210	1.7800%	Fecal		CFU/100 mL	200	283.2	86400	-	924,186.2
5439000	4/12/2008	482	482	0.3915	188.85	210	1.7800%	Fecal		CFU/100 mL	200	283.2	86400	-	924,186.2
5439000	9/30/2019	482	482	0.3915	188.85	210	1.7800%	Fecal	4610	CFU/100 mL	200	283.2	86400	21,302,492	924,186.2
5439000	6/29/2021	482	482	0.3915	188.85	210	1.7800%	Fecal		CFU/100 mL	200	283.2	86400	-	924,186.2
5439000	11/18/2015	479	479	0.3915	187.68	214	1.8139%	Fecal		CFU/100 mL	200	283.2	86400	-	918,439.0
5439000	12/3/2018	479	479	0.3915	187.68	214	1.8139%	Fecal		CFU/100 mL	200	283.2	86400	-	918,439.0
5439000	4/30/2020	479	479	0.3915	187.68	214	1.8139%	Fecal		CFU/100 mL	200	283.2	86400	-	918,439.0
5439000	3/9/1990	476	476	0.3915	186.50	217	1.8393%	Fecal		CFU/100 mL	200	283.2	86400	-	912,691.8
5439000	6/10/1993	474	474	0.3915	185.72	218	1.8478%	Fecal		CFU/100 mL	200	283.2	86400	-	908,860.3
5439000	5/15/2010	474	474	0.3915	185.72	218	1.8478%	Fecal		CFU/100 mL	200	283.2	86400	-	908,860.3
5439000	6/27/2018	472	472	0.3915	184.94	220	1.8647%	Fecal		CFU/100 mL	200	283.2	86400	-	905,028.9
5439000	1/14/1995	470	470	0.3915	184.15	221	1.8732%	Fecal		CFU/100 mL	200	283.2	86400	-	901,197.4
5439000	4/15/1993	469	469	0.3915	183.76	222	1.8817%	Fecal		CFU/100 mL	200	283.2	86400	-	899,281.7
5439000	6/24/1996	468	468	0.3915	183.37	223	1.8902%	Fecal		CFU/100 mL	200	283.2	86400	-	897,365.9
5439000	5/23/1995	467	467	0.3915	182.98	224	1.8986%	Fecal		CFU/100 mL	200	283.2	86400	-	895,450.2
5439000	7/12/2008	465	465	0.3915	182.20	225	1.9071%	Fecal		CFU/100 mL	200	283.2	86400	-	891,618.7
5439000	9/15/2019	464	464	0.3915	181.81	226	1.9156%	Fecal		CFU/100 mL	200	283.2	86400	-	889,703.0
5439000	3/14/2014	463	463	0.3915	181.41	227	1.9241%	Fecal		CFU/100 mL	200	283.2	86400	-	887,787.3
5439000	2/28/1997	462	462	0.3915	181.02	228	1.9325%	Fecal		CFU/100 mL	200	283.2	86400	-	885,871.5
5439000	2/22/2018	460	460	0.3915	180.24	229	1.9410%	Fecal		CFU/100 mL	200	283.2	86400	-	882,040.1
5439000	6/15/1993	458	458	0.3915	179.46	230	1.9495%	Fecal		CFU/100 mL	200	283.2	86400	-	878,208.6
5439000	5/12/2003	457	457	0.3915	179.07	231	1.9580%	Fecal		CFU/100 mL	200	283.2	86400	-	876,292.9
5439000	4/2/1993	456	456	0.3915	178.67	232	1.9664%	Fecal		CFU/100 mL	200	283.2	86400	-	874,377.1
5439000	5/31/1996	456	456	0.3915	178.67	232	1.9664%	Fecal		CFU/100 mL	200	283.2	86400	-	874,377.1
5439000	12/15/2011	452	452	0.3915	177.11	234	1.9834%	Fecal		CFU/100 mL	200	283.2	86400	-	866,714.2
5439000	2/18/2008	448	448	0.3915	175.54	235	1.9919%	Fecal		CFU/100 mL	200	283.2	86400	-	859,051.3
5439000	4/1/2009	447	447	0.3915	175.15	236	2.0003%	Fecal		CFU/100 mL	200	283.2	86400	-	857,135.5
5439000	1/17/2017	447	447	0.3915	175.15	236	2.0003%	Fecal		CFU/100 mL	200	283.2	86400	-	857,135.5
5439000	12/31/1992	446	446	0.3915	174.76	238	2.0173%	Fecal		CFU/100 mL	200	283.2	86400	-	855,219.8
5439000	5/3/2017	444	444	0.3915	173.98	239	2.0258%	Fecal		CFU/100 mL	200	283.2	86400	-	851,388.3
5439000	9/16/2019	444	444	0.3915	173.98	239	2.0258%	Fecal	496	CFU/100 mL	200	283.2	86400	2,111,443	851,388.3
5439000	3/13/2015	440	440	0.3915	172.41	241	2.0427%	Fecal		CFU/100 mL	200	283.2	86400	-	843,725.4
5439000	5/25/1991	436	436	0.3915	170.84	242	2.0512%	Fecal		CFU/100 mL	200	283.2	86400	-	836,062.5
5439000	3/26/1993	436	436	0.3915	170.84	242	2.0512%	Fecal		CFU/100 mL	200	283.2	86400	-	836,062.5
5439000	3/13/2010	436	436	0.3915	170.84	242	2.0512%	Fecal		CFU/100 mL	200	283.2	86400	-	836,062.5
5439000	6/7/2002	434	434	0.3915	170.06	245	2.0766%	Fecal		CFU/100 mL	200	283.2	86400	-	832,231.0
5439000	6/23/2013	434	434	0.3915	170.06	245	2.0766%	Fecal		CFU/100 mL	200	283.2	86400	-	832,231.0
5439000	7/22/2017	434	434	0.3915	170.06	245	2.0766%	Fecal		CFU/100 mL	200	283.2	86400	-	832,231.0
5439000	3/13/1990	433	433	0.3915	169.67	248	2.1021%	Fecal		CFU/100 mL	200	283.2	86400	-	830,315.3
5439000	2/8/2009	433	433	0.3915	169.67	248	2.1021%	Fecal		CFU/100 mL	200	283.2	86400	-	830,315.3
5439000	5/10/2019	432	432	0.3915	169.28	250	2.1190%	Fecal		CFU/100 mL	200	283.2	86400	-	828,399.5
5439000	6/20/2014	431	431	0.3915	168.89	251	2.1275%	Fecal		CFU/100 mL	200	283.2	86400	-	826,483.8
5439000	5/23/2019	431	431	0.3915	168.89	251	2.1275%	Fecal		CFU/100 mL	200	283.2	86400	-	826,483.8

Gage ID	Date	Discharge (CFS)	Gage Discharge (less Surrogate NPDES) (CFS)	Watershed Area Ratio	Calculated flow (CFS)	Rank	Flow Exceedance %	Parameter	Results	Units (mg or micro_gram	Limit/Standard	100mL/CF	sec/day	Actual Load (million colonies/day)	Allowable Load (million colonies/day)
5439000	5/15/2004	428	428	0.3915	167.71	253	2.1444%	Fecal		CFU/100 mL	200	283.2	86400	-	820,736.6
5439000	4/20/1993	427	427	0.3915	167.32	254	2.1529%	Fecal		CFU/100 mL	200	283.2	86400	-	818,820.9
5439000	8/21/2007	426	426	0.3915	166.93	255	2.1614%	Fecal		CFU/100 mL	200	283.2	86400	-	816,905.1
5439000	3/13/2008	426	426	0.3915	166.93	255	2.1614%	Fecal		CFU/100 mL	200	283.2	86400	-	816,905.1
5439000	5/26/2011	426	426	0.3915	166.93	255	2.1614%	Fecal		CFU/100 mL	200	283.2	86400	-	816,905.1
5439000	11/27/2015	426	426	0.3915	166.93	255	2.1614%	Fecal		CFU/100 mL	200	283.2	86400	-	816,905.1
5439000	1/25/1999	424	424	0.3915	166.15	259	2.1953%	Fecal		CFU/100 mL	200	283.2	86400	-	813,073.7
5439000	1/25/2010	422	422	0.3915	165.36	260	2.2038%	Fecal		CFU/100 mL	200	283.2	86400	-	809,242.2
5439000	5/25/1995	421	421	0.3915	164.97	261	2.2122%	Fecal		CFU/100 mL	200	283.2	86400	-	807,326.5
5439000	4/9/1993	420	420	0.3915	164.58	262	2.2207%	Fecal		CFU/100 mL	200	283.2	86400	-	805,410.7
5439000	5/24/2004	420	420	0.3915	164.58	262	2.2207%	Fecal		CFU/100 mL	200	283.2	86400	-	805,410.7
5439000	6/22/2014	420	420	0.3915	164.58	262	2.2207%	Fecal		CFU/100 mL	200	283.2	86400	-	805,410.7
5439000	3/11/2007	419	419	0.3915	164.19	265	2.2461%	Fecal		CFU/100 mL	200	283.2	86400	-	803,495.0
5439000	3/31/2009	419	419	0.3915	164.19	265	2.2461%	Fecal		CFU/100 mL	200	283.2	86400	-	803,495.0
5439000	6/25/2013	419	419	0.3915	164.19	265	2.2461%	Fecal		CFU/100 mL	200	283.2	86400	-	803,495.0
5439000	3/14/1990	418	418	0.3915	163.80	268	2.2716%	Fecal		CFU/100 mL	200	283.2	86400	-	801,579.3
5439000	5/10/1990	418	418	0.3915	163.80	268	2.2716%	Fecal		CFU/100 mL	200	283.2	86400	-	801,579.3
5439000	7/29/1996	418	418	0.3915	163.80	268	2.2716%	Fecal		CFU/100 mL	200	283.2	86400	-	801,579.3
5439000	6/8/2009	418	418	0.3915	163.80	268	2.2716%	Fecal		CFU/100 mL	200	283.2	86400	-	801,579.3
5439000	10/15/2017	418	418	0.3915	163.80	268	2.2716%	Fecal		CFU/100 mL	200	283.2	86400	-	801,579.3
5439000	3/8/2021	418	418	0.3915	163.80	268	2.2716%	Fecal		CFU/100 mL	200	283.2	86400	-	801,579.3
5439000	6/14/2015	417	417	0.3915	163.41	274	2.3224%	Fecal		CFU/100 mL	200	283.2	86400	-	799,663.5
5439000	5/28/1991	416	416	0.3915	163.02	275	2.3309%	Fecal		CFU/100 mL	200	283.2	86400	-	797,747.8
5439000	8/29/2007	415	415	0.3915	162.62	276	2.3394%	Fecal		CFU/100 mL	200	283.2	86400	-	795,832.1
5439000	6/12/1998	413	413	0.3915	161.84	277	2.3479%	Fecal		CFU/100 mL	200	283.2	86400	-	792,000.6
5439000	4/1/2017	412	412	0.3915	161.45	278	2.3563%	Fecal		CFU/100 mL	200	283.2	86400	-	790,084.9
5439000	11/11/1995	411	411	0.3915	161.06	279	2.3648%	Fecal		CFU/100 mL	200	283.2	86400	-	788,169.1
5439000	10/18/1998	411	411	0.3915	161.06	279	2.3648%	Fecal		CFU/100 mL	200	283.2	86400	-	788,169.1
5439000	5/11/2008	411	411	0.3915	161.06	279	2.3648%	Fecal		CFU/100 mL	200	283.2	86400	-	788,169.1
5439000	3/10/2010	410	410	0.3915	160.67	282	2.3902%	Fecal		CFU/100 mL	200	283.2	86400	-	786,253.4
5439000	3/6/1993	408	408	0.3915	159.88	283	2.3987%	Fecal		CFU/100 mL	200	283.2	86400	-	782,421.9
5439000	3/31/1993	408	408	0.3915	159.88	283	2.3987%	Fecal		CFU/100 mL	200	283.2	86400	-	782,421.9
5439000	6/26/2013	408	408	0.3915	159.88	283	2.3987%	Fecal		CFU/100 mL	200	283.2	86400	-	782,421.9
5439000	3/27/1991	407	407	0.3915	159.49	286	2.4241%	Fecal		CFU/100 mL	200	283.2	86400	-	780,506.2
5439000	11/7/1994	407	407	0.3915	159.49	286	2.4241%	Fecal		CFU/100 mL	200	283.2	86400	-	780,506.2
5439000	5/5/2015	407	407	0.3915	159.49	286	2.4241%	Fecal		CFU/100 mL	200	283.2	86400	-	780,506.2
5439000	6/3/1996	406	406	0.3915	159.10	289	2.4496%	Fecal		CFU/100 mL	200	283.2	86400	-	778,590.5
5439000	6/7/1996	406	406	0.3915	159.10	289	2.4496%	Fecal		CFU/100 mL	200	283.2	86400	-	778,590.5
5439000	7/20/1993	405	405	0.3915	158.71	291	2.4665%	Fecal		CFU/100 mL	200	283.2	86400	-	776,674.7
5439000	6/3/1995	404	404	0.3915	158.32	292	2.4750%	Fecal		CFU/100 mL	200	283.2	86400	-	774,759.0
5439000	7/22/1996	404	404	0.3915	158.32	292	2.4750%	Fecal		CFU/100 mL	200	283.2	86400	-	774,759.0
5439000	4/15/1991	403	403	0.3915	157.93	294	2.4919%	Fecal		CFU/100 mL	200	283.2	86400	-	772,843.3
5439000	3/25/2009	403	403	0.3915	157.93	294	2.4919%	Fecal		CFU/100 mL	200	283.2	86400	-	772,843.3
5439000	12/30/2015	402	402	0.3915	157.53	296	2.5089%	Fecal		CFU/100 mL	200	283.2	86400	-	770,927.5
5439000	12/24/2015	401	401	0.3915	157.14	297	2.5174%	Fecal		CFU/100 mL	200	283.2	86400	-	769,011.8
5439000	7/18/1993	400	400	0.3915	156.75	298	2.5259%	Fecal		CFU/100 mL	200	283.2	86400	-	767,096.1
5439000	2/24/2000	400	400	0.3915	156.75	298	2.5259%	Fecal		CFU/100 mL	200	283.2	86400	-	767,096.1
5439000	4/21/2000	400	400	0.3915	156.75	298	2.5259%	Fecal		CFU/100 mL	200	283.2	86400	-	767,096.1
5439000	1/8/2008	400	400	0.3915	156.75	298	2.5259%	Fecal		CFU/100 mL	200	283.2	86400	-	767,096.1
5439000	2/18/2011	400	400	0.3915	156.75	298	2.5259%	Fecal		CFU/100 mL	200	283.2	86400	-	767,096.1
5439000	6/22/2013	400	400	0.3915	156.75	298	2.5259%	Fecal		CFU/100 mL	200	283.2	86400	-	767,096.1
5439000	2/10/2009	397	397	0.3915	155.58	304	2.5767%	Fecal		CFU/100 mL	200	283.2	86400	-	761,348.9
5439000	12/16/2015	397	397	0.3915	155.58	304	2.5767%	Fecal		CFU/100 mL	200	283.2	86400	-	761,348.9
5439000	3/5/1993	396	396	0.3915	155.19	306	2.5937%	Fecal		CFU/100 mL	200	283.2	86400	-	759,433.1
5439000	4/3/1993	396	396	0.3915	155.19	306	2.5937%	Fecal		CFU/100 mL	200	283.2	86400	-	759,433.1
5439000	7/23/2017	395	395	0.3915	154.79	308	2.6106%	Fecal		CFU/100 mL	200	283.2	86400	-	757,517.4
5439000	3/11/2021	395	395	0.3915	154.79	308	2.6106%	Fecal		CFU/100 mL	200	283.2	86400	-	757,517.4
5439000	4/17/1998	394	394	0.3915	154.40	310	2.6276%	Fecal		CFU/100 mL	200	283.2	86400	-	755,601.7
5439000	3/6/1994	392	392	0.3915	153.62	311	2.6360%	Fecal		CFU/100 mL	200	283.2	86400	-	751,770.2
5439000	7/3/2014	392	392	0.3915	153.62	311	2.6360%	Fecal		CFU/100 mL	200	283.2	86400	-	751,770.2
5439000	12/23/2007	391	391	0.3915	153.23	313	2.6530%	Fecal		CFU/100 mL	200	283.2	86400	-	749,854.5
5439000	5/10/1995	390	390	0.3915	152.84	314	2.6615%	Fecal		CFU/100 mL	200	283.2	86400	-	747,938.7
5439000	5/9/2003	390	390	0.3915	152.84	314	2.6615%	Fecal		CFU/100 mL	200	283.2	86400	-	747,938.7
5439000	3/15/1990	389	389	0.3915	152.45	316	2.6784%	Fecal		CFU/100 mL	200	283.2	86400	-	746,023.0
5439000	1/22/1999	389	389	0.3915	152.45	316	2.6784%	Fecal		CFU/100 mL	200	283.2	86400	-	746,023.0
5439000	11/1/2009	388	388	0.3915	152.05	318	2.6954%	Fecal		CFU/100 mL	200	283.2	86400	-	744,107.3
5439000	3/14/2010	388	388	0.3915	152.05	318	2.6954%	Fecal		CFU/100 mL	200	283.2	86400	-	744,107.3
5439000	2/7/2019	388	388	0.3915	152.05	318	2.6954%	Fecal		CFU/100 mL	200	283.2	86400	-	744,107.3
5439000	2/12/2009	387	387	0.3915	151.66	321	2.7208%	Fecal		CFU/100 mL	200	283.2	86400	-	742,191.5
5439000	9/28/2019	387	387	0.3915	151.66	321	2.7208%	Fecal		CFU/100 mL	200	283.2	86400	-	742,191.5
5439000	4/18/1993	386	386	0.3915	151.27	323	2.7378%	Fecal		CFU/100 mL	200	283.2	86400	-	740,275.8
5439000	5/12/1999	386	386	0.3915	151.27	323	2.7378%	Fecal		CFU/100 mL	200	283.2	86400	-	740,275.8
5439000	3/22/2007	386	386	0.3915	151.27	323	2.7378%	Fecal		CFU/100 mL	200	283.2	86400	-	740,275.8
5439000	4/10/2008	386	386	0.3915	151.27	323	2.7378%	Fecal		CFU/100 mL	200	283.2	86400	-	740,275.8
5439000	5/6/2015	385	385	0.3915	150.88	327	2.7717%	Fecal		CFU/100 mL	200	283.2	86400	-	738,360.1
5439000	6/1/2011	383	383	0.3915	150.10	328	2.7801%	Fecal		CFU/100 mL	200	283.2	86400	-	734,528.6
5439000	6/19/1996	382	382	0.3915	149.71	329	2.7886%	Fecal		CFU/100 mL	200	283.2	86400	-	732,612.9
5439000	6/24/2013	382	382	0.3915	149.71	329	2.7886%	Fecal		CFU/100 mL	200	283.2	86400	-	732,612.9
5439000	3/19/1991	379	379	0.3915	148.53	331	2.8056%	Fecal		CFU/100 mL	200	283.2	86400	-	726,865.7
5439000	8/9/2007	379	379	0.3915	148.53	331	2.8056%	Fecal		CFU/100 mL	200	283.2	86400	-	726,865.7
5439000	2/24/1997	378	378	0.3915	148.14	333	2.8225%	Fecal		CFU/100 mL	200	283.2	86400	-	724,949.9
5439000	1/7/2008	377	377	0.3915	147.75	334	2.8310%	Fecal		CFU/100 mL	200	283.2	86400	-	723,034.2
5439000	1/9/2008	377	377	0.3915	147.75	334	2.8310%	Fecal		CFU/100 mL	200	283.2	86400	-	723,034.2
5439000	6/12/2018	377	377	0.3915	147.75	334	2.8310%	Fecal		CFU/100 mL	200	283.2	86400	-	723,034.2
5439000	9/27/1993	376	376	0.3915	147.36	337	2.8564%	Fecal		CFU/100 mL	200	283.2	86400	-	721,118.5
5439000	6/1/1996	375	375	0.3915	146.97	338	2.8649%	Fecal		CFU/100 mL	200	283.2	86400	-	719,202.7
5439000	11/29/1990	374	374	0.3915	146.57	339	2.8734%	Fecal		CFU/100 mL	200	283.2	86400	-	717,287.0
5439000	5/16/2016	374	374	0.3915	146.57	339	2.8734%	Fecal		CFU/100 mL	200	283.2	86400	-	717,287.0
5439000	3/28/1991	373	373	0.3915	146.18	341	2.8903%	Fecal		CFU/100 mL	200	283.2	86400	-	715,371.3
5439000	12/17/1992	372	372	0.3915	145.79	342	2.8988%	Fecal		CFU/100 mL	200	283.2	86400	-	713,455.5
5439000	2/27/2001	372	372	0.3915	145.79	342	2.8988%	Fecal		CFU/100 mL	200	283.2	86400	-	713,455.5
5439000	4/20/2011	372	372	0.3915	145.79	342	2.8988%	Fecal		CFU/100 mL	200	283.2	86400	-	713,455.5
5439000	6/21/2014	372	372	0.3915	145.79	342	2.8988%	Fecal		CFU/100 mL	200	283.2	86400	-	713,455.5
5439000	5/20/2020	372	372	0.3915	145.79	342	2.8988%	Fecal		CFU/100 mL	200	283.2	86400	-	713,455.5
5439000	4/20/2000	371	371	0.3915	145.40	347	2.9412%	Fecal		CFU/100 mL	200	283.2	86400	-	711,539.8
5439000	7/21/2007	371	371	0.3915	145.40	347	2.9412%	Fecal		CFU/100 mL	200	283.2	86400	-	711,539.8
5439000	2/11/2009	370	370	0.3915	145.01	349	2.9581%	Fecal		CFU/100 mL	200	283.2	86400	-	709,624.1
5439000	5/14/2004	369	369	0.3915	144.62	350	2.9666%	Fecal		CFU/100 mL	200	283.2	86400	-	707,708.4
5439000	4/22/2013	369	369	0.3915	144.62	350	2.9666%	Fecal		CFU/100 mL	200	283.2	86400	-	707,708.4
5439000	6/27/2013	369	369	0.3915	144.62	350	2.9666%	Fecal		CFU/100 mL	200	283.2	86400	-	707,708.4
5439000	3/30/2009	366	366	0.3915	143.44	353	2.9920%	Fecal		CFU/100 mL	200	283.2	86400	-	701,961.2
5439000	5/1/2009	366	366	0.3915	143.44	353	2.9920%	Fecal		CFU/100 mL	200	283.2	86400	-	701,961.2
5439000	11/19/2015	366	366	0.3915	143.44	353	2.9920%	Fecal		CFU/100 mL	200	283.2	86400	-	701,961.2
5439000	6/1/2019	366	366	0.3915	143.44	353	2.9920%	Fecal		CFU/100 mL	200	283.2	86400	-	701,961.2
5439000	4/21/1998	364	364	0.3915	142.66	357	3.0259%	Fecal		CFU/100 mL	200	283.2	86400	-	698,129.7
5439000	6/12/2011	364	364	0.3915	142.66	357	3.0259%	Fecal		CFU/100 mL	200	283.2	86400	-	698,129.7
5439000	9/24/2019	364	364	0.3915	142.66	357	3.0259%	Fecal		CFU/100 mL	200	283.2	86400	-	698,129.7
5439000	4/1/2008	362	362	0.3915	141.88	360	3.0514%	Fecal		CFU/100 mL	200	283.2	86400	-	694,298.2
5439000	2/6/2019	361	361	0.3915	141.48	361	3.0598%	Fecal		CFU/100 mL	200	283.2	86400	-	692,382.5
5439000	9/22/2019	361	361	0.3915	141.48	361	3.0598%	Fecal		CFU/100 mL	200	283.2	86400	-	692,382.5
5439000	8/8/1996	360	360	0.3915	141.09	363	3.0768%	Fecal		CFU/100 mL	200	283.2	86400	-	690,466.8
5439000	5/14/2002	360	360	0.3915	141.09	363	3.0768%	Fecal		CFU/100 mL	200	283.2	86400	-	690,466.8
5439000	9/19/2008	359	359	0.3915	140.70	365	3.0937%	Fecal		CFU/100 mL	200	283.2	86400	-	688,551.0
5439000	7/1/2013	359	359	0.3915	140.70	365	3.0937%	Fecal		CFU/100 mL	200	283.2	86400	-	688,551.0
5439000	6/15/1999	358	358	0.3915	140.31	367	3.1107%	Fecal		CFU/100 mL	200	283.2	86400	-	686,635.3
5439000	4/13/2008	358	358	0.3915	140.31	367	3.1107%	Fecal		CFU/100 mL	200	283.2	86400	-	686,635.3
5439000	3/17/2014	358	358	0.3915	140.31	367	3.1107%	Fecal		CFU/100 mL	200	283.2	86400	-	686,635.3
5439000	2/22/1994	357	357	0.3915	139.92	370	3.1361%	Fecal		CFU/100 mL	200	283.2	86400	-	684,719.6
5439000	3/14/2008	357	357	0.3915	139.92	370	3.1361%	Fecal		CFU/100 mL	200	283.2	86400	-	684,719.6
5439000	3/7/1993	356	356	0.3915	139.53	372	3.1531%	Fecal		CFU/100 mL	200	283.2	86400	-	682,803.8
5439000	1/15/1995	356	356	0.3915	139.53	372	3.1531%	Fecal		CFU/100 mL	200	283.2	86400	-	682,803.8
5439000	5/29/1995	356	356	0.3915	139.53	372	3.1531%	Fecal		CFU/100 mL	200	283.2	86400	-	682,803.8
5439000	3/3/2007	355	355	0.3915	139.14	375	3.1785%	Fecal		CFU/100 mL	200	283.2	86400	-	680,888.1
5439000	4/27/2007	355	355	0.3915	139.14	375	3.1785%	Fecal		CFU/100 mL	200	283.2	86400	-	680,888.1
5439000	1/1/2009	355	355	0.3915	139.14	375	3.1785%	Fecal		CFU/100 mL	200	283.2	86400	-	680,888.1
5439000	3/12/2009	355	355	0.3915	139.14	375	3.1785%	Fecal		CFU/100 mL	200	283.2	86400	-	680,888.1

Gage ID	Date	Discharge (CFS)	Gage Discharge (less Surrogate NPDES) (CFS)	Watershed Area Ratio	Calculated flow (CFS)	Rank	Flow Exceedance %	Parameter	Results	Units (mg or micro_gram	Limit/Standard	100mL/CF	sec/day	Actual Load (million colonies/day)	Allowable Load (million colonies/day)
5439000	12/28/2009	355	355	0.3915	139.14	375	3.1785%	Fecal		CFU/100 mL	200	283.2	86400	-	680,888.1
5439000	2/5/2019	355	355	0.3915	139.14	375	3.1785%	Fecal		CFU/100 mL	200	283.2	86400	-	680,888.1
5439000	11/28/2015	354	354	0.3915	138.74	381	3.2294%	Fecal		CFU/100 mL	200	283.2	86400	-	678,972.4
5439000	5/5/2019	354	354	0.3915	138.74	381	3.2294%	Fecal		CFU/100 mL	200	283.2	86400	-	678,972.4
5439000	10/29/2019	354	354	0.3915	138.74	381	3.2294%	Fecal		CFU/100 mL	200	283.2	86400	-	678,972.4
5439000	6/19/1993	353	353	0.3915	138.35	384	3.2548%	Fecal		CFU/100 mL	200	283.2	86400	-	677,056.6
5439000	7/10/2007	352	352	0.3915	137.96	385	3.2633%	Fecal		CFU/100 mL	200	283.2	86400	-	675,140.9
5439000	2/28/2009	352	352	0.3915	137.96	385	3.2633%	Fecal		CFU/100 mL	200	283.2	86400	-	675,140.9
5439000	6/9/2009	352	352	0.3915	137.96	385	3.2633%	Fecal		CFU/100 mL	200	283.2	86400	-	675,140.9
5439000	3/27/1993	351	351	0.3915	137.57	388	3.2887%	Fecal		CFU/100 mL	200	283.2	86400	-	673,225.2
5439000	4/21/1993	351	351	0.3915	137.57	388	3.2887%	Fecal		CFU/100 mL	200	283.2	86400	-	673,225.2
5439000	5/27/2011	351	351	0.3915	137.57	388	3.2887%	Fecal		CFU/100 mL	200	283.2	86400	-	673,225.2
5439000	3/14/2013	351	351	0.3915	137.57	388	3.2887%	Fecal		CFU/100 mL	200	283.2	86400	-	673,225.2
5439000	6/21/2015	351	351	0.3915	137.57	388	3.2887%	Fecal		CFU/100 mL	200	283.2	86400	-	673,225.2
5439000	3/31/2020	351	351	0.3915	137.57	388	3.2887%	Fecal		CFU/100 mL	200	283.2	86400	-	673,225.2
5439000	5/7/1998	350	350	0.3915	137.18	394	3.3395%	Fecal		CFU/100 mL	200	283.2	86400	-	671,309.4
5439000	2/19/2011	350	350	0.3915	137.18	394	3.3395%	Fecal		CFU/100 mL	200	283.2	86400	-	671,309.4
5439000	3/16/2019	350	350	0.3915	137.18	394	3.3395%	Fecal		CFU/100 mL	200	283.2	86400	-	671,309.4
5439000	3/30/2017	349	349	0.3915	136.79	397	3.3650%	Fecal		CFU/100 mL	200	283.2	86400	-	669,393.7
5439000	3/5/2011	348	348	0.3915	136.40	398	3.3735%	Fecal		CFU/100 mL	200	283.2	86400	-	667,478.0
5439000	4/12/1995	347	347	0.3915	136.00	399	3.3819%	Fecal		CFU/100 mL	200	283.2	86400	-	665,562.2
5439000	2/9/2009	346	346	0.3915	135.61	400	3.3904%	Fecal		CFU/100 mL	200	283.2	86400	-	663,646.5
5439000	2/25/2000	345	345	0.3915	135.22	401	3.3989%	Fecal		CFU/100 mL	200	283.2	86400	-	661,730.8
5439000	6/16/2000	345	345	0.3915	135.22	401	3.3989%	Fecal		CFU/100 mL	200	283.2	86400	-	661,730.8
5439000	5/19/2019	345	345	0.3915	135.22	401	3.3989%	Fecal		CFU/100 mL	200	283.2	86400	-	661,730.8
5439000	4/16/1991	344	344	0.3915	134.83	404	3.4243%	Fecal		CFU/100 mL	200	283.2	86400	-	659,815.0
5439000	11/23/1992	344	344	0.3915	134.83	404	3.4243%	Fecal		CFU/100 mL	200	283.2	86400	-	659,815.0
5439000	3/10/2020	344	344	0.3915	134.83	404	3.4243%	Fecal		CFU/100 mL	200	283.2	86400	-	659,815.0
5439000	4/4/1993	343	343	0.3915	134.44	407	3.4497%	Fecal		CFU/100 mL	200	283.2	86400	-	657,899.3
5439000	7/24/2010	342	342	0.3915	134.05	408	3.4582%	Fecal		CFU/100 mL	200	283.2	86400	-	655,983.6
5439000	6/30/2021	342	342	0.3915	134.05	408	3.4582%	Fecal		CFU/100 mL	200	283.2	86400	-	655,983.6
5439000	4/9/2002	341	341	0.3915	133.66	410	3.4752%	Fecal		CFU/100 mL	200	283.2	86400	-	654,067.8
5439000	8/30/2007	341	341	0.3915	133.66	410	3.4752%	Fecal		CFU/100 mL	200	283.2	86400	-	654,067.8
5439000	5/12/2017	341	341	0.3915	133.66	410	3.4752%	Fecal		CFU/100 mL	200	283.2	86400	-	654,067.8
5439000	4/24/2013	340	340	0.3915	133.26	413	3.5006%	Fecal		CFU/100 mL	200	283.2	86400	-	652,152.1
5439000	6/20/2015	340	340	0.3915	133.26	413	3.5006%	Fecal		CFU/100 mL	200	283.2	86400	-	652,152.1
5439000	10/5/2019	340	340	0.3915	133.26	413	3.5006%	Fecal		CFU/100 mL	200	283.2	86400	-	652,152.1
5439000	6/3/2004	338	338	0.3915	132.48	416	3.5260%	Fecal		CFU/100 mL	200	283.2	86400	-	648,320.6
5439000	4/19/1993	337	337	0.3915	132.09	417	3.5345%	Fecal		CFU/100 mL	200	283.2	86400	-	646,404.9
5439000	3/12/2007	336	336	0.3915	131.70	418	3.5430%	Fecal		CFU/100 mL	200	283.2	86400	-	644,489.2
5439000	2/8/2019	336	336	0.3915	131.70	418	3.5430%	Fecal		CFU/100 mL	200	283.2	86400	-	644,489.2
5439000	5/9/1995	335	335	0.3915	131.31	420	3.5599%	Fecal		CFU/100 mL	200	283.2	86400	-	642,573.4
5439000	5/28/2019	335	335	0.3915	131.31	420	3.5599%	Fecal		CFU/100 mL	200	283.2	86400	-	642,573.4
5439000	3/12/2008	334	334	0.3915	130.91	422	3.5769%	Fecal		CFU/100 mL	200	283.2	86400	-	640,657.7
5439000	4/5/2017	334	334	0.3915	130.91	422	3.5769%	Fecal		CFU/100 mL	200	283.2	86400	-	640,657.7
5439000	5/11/1990	333	333	0.3915	130.52	424	3.5938%	Fecal		CFU/100 mL	200	283.2	86400	-	638,742.0
5439000	5/10/1998	333	333	0.3915	130.52	424	3.5938%	Fecal		CFU/100 mL	200	283.2	86400	-	638,742.0
5439000	5/10/2003	333	333	0.3915	130.52	424	3.5938%	Fecal		CFU/100 mL	200	283.2	86400	-	638,742.0
5439000	10/1/2019	333	333	0.3915	130.52	424	3.5938%	Fecal		CFU/100 mL	200	283.2	86400	-	638,742.0
5439000	2/23/2018	332	332	0.3915	130.13	428	3.6277%	Fecal		CFU/100 mL	200	283.2	86400	-	636,826.2
5439000	4/28/1999	331	331	0.3915	129.74	429	3.6362%	Fecal		CFU/100 mL	200	283.2	86400	-	634,910.5
5439000	3/23/2007	331	331	0.3915	129.74	429	3.6362%	Fecal		CFU/100 mL	200	283.2	86400	-	634,910.5
5439000	11/26/1992	329	329	0.3915	128.96	431	3.6532%	Fecal		CFU/100 mL	200	283.2	86400	-	631,079.0
5439000	3/11/2019	329	329	0.3915	128.96	431	3.6532%	Fecal		CFU/100 mL	200	283.2	86400	-	631,079.0
5439000	4/9/2008	328	328	0.3915	128.57	433	3.6701%	Fecal		CFU/100 mL	200	283.2	86400	-	629,163.3
5439000	1/1/2019	328	328	0.3915	128.57	433	3.6701%	Fecal		CFU/100 mL	200	283.2	86400	-	629,163.3
5439000	8/22/2007	327	327	0.3915	128.17	435	3.6871%	Fecal		CFU/100 mL	200	283.2	86400	-	627,247.6
5439000	4/7/2017	326	326	0.3915	127.78	436	3.6955%	Fecal		CFU/100 mL	200	283.2	86400	-	625,331.8
5439000	1/24/2010	322	322	0.3915	126.22	437	3.7040%	Fecal		CFU/100 mL	200	283.2	86400	-	617,668.9
5439000	4/16/1999	321	321	0.3915	125.83	438	3.7125%	Fecal		CFU/100 mL	200	283.2	86400	-	615,753.2
5439000	5/14/1999	321	321	0.3915	125.83	438	3.7125%	Fecal		CFU/100 mL	200	283.2	86400	-	615,753.2
5439000	3/19/2014	321	321	0.3915	125.83	438	3.7125%	Fecal		CFU/100 mL	200	283.2	86400	-	615,753.2
5439000	5/24/2019	321	321	0.3915	125.83	438	3.7125%	Fecal		CFU/100 mL	200	283.2	86400	-	615,753.2
5439000	12/16/1992	320	320	0.3915	125.43	442	3.7464%	Fecal		CFU/100 mL	200	283.2	86400	-	613,837.4
5439000	2/20/2011	320	320	0.3915	125.43	442	3.7464%	Fecal		CFU/100 mL	200	283.2	86400	-	613,837.4
5439000	5/27/1996	319	319	0.3915	125.04	444	3.7633%	Fecal		CFU/100 mL	200	283.2	86400	-	611,921.7
5439000	3/19/1998	319	319	0.3915	125.04	444	3.7633%	Fecal		CFU/100 mL	200	283.2	86400	-	611,921.7
5439000	4/26/2007	319	319	0.3915	125.04	444	3.7633%	Fecal		CFU/100 mL	200	283.2	86400	-	611,921.7
5439000	3/5/2008	319	319	0.3915	125.04	444	3.7633%	Fecal		CFU/100 mL	200	283.2	86400	-	611,921.7
5439000	5/2/2016	319	319	0.3915	125.04	444	3.7633%	Fecal		CFU/100 mL	200	283.2	86400	-	611,921.7
5439000	6/21/1993	318	318	0.3915	124.65	449	3.8057%	Fecal		CFU/100 mL	200	283.2	86400	-	610,006.0
5439000	4/27/1995	318	318	0.3915	124.65	449	3.8057%	Fecal		CFU/100 mL	200	283.2	86400	-	610,006.0
5439000	3/5/2004	316	316	0.3915	123.87	451	3.8227%	Fecal		CFU/100 mL	200	283.2	86400	-	606,174.5
5439000	6/17/1996	315	315	0.3915	123.48	452	3.8312%	Fecal		CFU/100 mL	200	283.2	86400	-	604,258.8
5439000	4/22/1998	315	315	0.3915	123.48	452	3.8312%	Fecal		CFU/100 mL	200	283.2	86400	-	604,258.8
5439000	4/20/2009	315	315	0.3915	123.48	452	3.8312%	Fecal		CFU/100 mL	200	283.2	86400	-	604,258.8
5439000	12/4/2018	315	315	0.3915	123.48	452	3.8312%	Fecal		CFU/100 mL	200	283.2	86400	-	604,258.8
5439000	6/11/1993	314	314	0.3915	123.09	456	3.8651%	Fecal		CFU/100 mL	200	283.2	86400	-	602,343.0
5439000	5/25/1996	314	314	0.3915	123.09	456	3.8651%	Fecal		CFU/100 mL	200	283.2	86400	-	602,343.0
5439000	3/24/2007	314	314	0.3915	123.09	456	3.8651%	Fecal		CFU/100 mL	200	283.2	86400	-	602,343.0
5439000	5/4/2017	314	314	0.3915	123.09	456	3.8651%	Fecal		CFU/100 mL	200	283.2	86400	-	602,343.0
5439000	4/29/2020	314	314	0.3915	123.09	456	3.8651%	Fecal		CFU/100 mL	200	283.2	86400	-	602,343.0
5439000	4/25/1999	313	313	0.3915	122.69	461	3.9074%	Fecal		CFU/100 mL	200	283.2	86400	-	600,427.3
5439000	6/26/2021	313	313	0.3915	122.69	461	3.9074%	Fecal		CFU/100 mL	200	283.2	86400	-	600,427.3
5439000	5/26/1996	312	312	0.3915	122.30	463	3.9244%	Fecal		CFU/100 mL	200	283.2	86400	-	598,511.6
5439000	6/4/1996	312	312	0.3915	122.30	463	3.9244%	Fecal		CFU/100 mL	200	283.2	86400	-	598,511.6
5439000	4/30/2009	312	312	0.3915	122.30	463	3.9244%	Fecal		CFU/100 mL	200	283.2	86400	-	598,511.6
5439000	2/21/2011	312	312	0.3915	122.30	463	3.9244%	Fecal		CFU/100 mL	200	283.2	86400	-	598,511.6
5439000	7/23/1996	311	311	0.3915	121.91	467	3.9583%	Fecal		CFU/100 mL	200	283.2	86400	-	596,595.8
5439000	2/12/2001	311	311	0.3915	121.91	467	3.9583%	Fecal		CFU/100 mL	200	283.2	86400	-	596,595.8
5439000	3/9/2002	311	311	0.3915	121.91	467	3.9583%	Fecal		CFU/100 mL	200	283.2	86400	-	596,595.8
5439000	6/1/1991	310	310	0.3915	121.52	470	3.9837%	Fecal		CFU/100 mL	200	283.2	86400	-	594,680.1
5439000	5/11/1995	310	310	0.3915	121.52	470	3.9837%	Fecal		CFU/100 mL	200	283.2	86400	-	594,680.1
5439000	4/2/2009	310	310	0.3915	121.52	470	3.9837%	Fecal		CFU/100 mL	200	283.2	86400	-	594,680.1
5439000	4/8/1993	309	309	0.3915	121.13	473	4.0092%	Fecal		CFU/100 mL	200	283.2	86400	-	592,764.4
5439000	4/17/1999	309	309	0.3915	121.13	473	4.0092%	Fecal		CFU/100 mL	200	283.2	86400	-	592,764.4
5439000	6/8/2002	309	309	0.3915	121.13	473	4.0092%	Fecal		CFU/100 mL	200	283.2	86400	-	592,764.4
5439000	5/16/2009	309	309	0.3915	121.13	473	4.0092%	Fecal		CFU/100 mL	200	283.2	86400	-	592,764.4
5439000	5/16/2011	309	309	0.3915	121.13	473	4.0092%	Fecal		CFU/100 mL	200	283.2	86400	-	592,764.4
5439000	4/23/2013	309	309	0.3915	121.13	473	4.0092%	Fecal		CFU/100 mL	200	283.2	86400	-	592,764.4
5439000	4/10/1993	308	308	0.3915	120.74	479	4.0600%	Fecal		CFU/100 mL	200	283.2	86400	-	590,848.6
5439000	6/25/2000	308	308	0.3915	120.74	479	4.0600%	Fecal		CFU/100 mL	200	283.2	86400	-	590,848.6
5439000	6/4/2008	308	308	0.3915	120.74	479	4.0600%	Fecal		CFU/100 mL	200	283.2	86400	-	590,848.6
5439000	6/8/1996	307	307	0.3915	120.35	482	4.0854%	Fecal		CFU/100 mL	200	283.2	86400	-	588,932.9
5439000	6/1/2000	307	307	0.3915	120.35	482	4.0854%	Fecal		CFU/100 mL	200	283.2	86400	-	588,932.9
5439000	5/25/2004	307	307	0.3915	120.35	482	4.0854%	Fecal		CFU/100 mL	200	283.2	86400	-	588,932.9
5439000	11/10/2011	307	307	0.3915	120.35	482	4.0854%	Fecal		CFU/100 mL	200	283.2	86400	-	588,932.9
5439000	3/3/1997	306	306	0.3915	119.95	486	4.1193%	Fecal		CFU/100 mL	200	283.2	86400	-	587,017.2
5439000	10/6/2019	306	306	0.3915	119.95	486	4.1193%	Fecal		CFU/100 mL	200	283.2	86400	-	587,017.2
5439000	3/16/1990	305	305	0.3915	119.56	488	4.1363%	Fecal		CFU/100 mL	200	283.2	86400	-	585,101.4
5439000	3/2/2018	305	305	0.3915	119.56	488	4.1363%	Fecal		CFU/100 mL	200	283.2	86400	-	585,101.4
5439000	3/18/1998	303	303	0.3915	118.78	490	4.1532%	Fecal		CFU/100 mL	200	283.2	86400	-	581,270.0
5439000	5/13/2008	303	303	0.3915	118.78	490	4.1532%	Fecal		CFU/100 mL	200	283.2	86400	-	581,270.0
5439000	6/27/1994	302	302	0.3915	118.39	492	4.1702%	Fecal		CFU/100 mL	200	283.2	86400	-	579,354.2
5439000	3/16/2001	302	302	0.3915	118.39	492	4.1702%	Fecal		CFU/100 mL	200	283.2	86400	-	579,354.2
5439000	5/11/2019	301	301	0.3915	118.00	494	4.1872%	Fecal		CFU/100 mL	200	283.2	86400	-	577,438.5
5439000	11/13/1992	300	300	0.3915	117.60	495	4.1956%	Fecal		CFU/100 mL	200	283.2	86400	-	575,522.8
5439000	12/16/2011	300	300	0.3915	117.60	495	4.1956%	Fecal		CFU/100 mL	200	283.2	86400	-	575,522.8
5439000	6/11/1998	299	299	0.3915	117.21	497	4.2126%	Fecal		CFU/100 mL	200	283.2	86400	-	573,607.0
5439000	4/22/1999	299	299	0.3915	117.21	497	4.2126%	Fecal		CFU/100 mL	200	283.2	86400	-	573,607.0
5439000	11/9/2011	299	299	0.3915	117.21	497	4.2126%	Fecal		CFU/100 mL	200	283.2	86400	-	573,607.0
5439000	6/12/2004	298	298	0.3915	116.82	500	4.2380%	Fecal		CFU/100 mL	200	283.2	86400	-	571,691.3
5439000	3/13/2007	298	298	0.3915	116.82	500	4.2380%	Fecal		CFU/100 mL	200	283.2	86400	-	571,691.3
5439000	3/26/2009	298	298	0.3915	116.82	500	4.2380%	Fecal		CFU/100 mL	200	283.2	86400	-	571,691.3
5439000	11/21/1992	297	297	0.3915	116.43	503	4.2634%	Fecal		CFU/100 mL	200	283.2	86400	-	569,775.6
5439000	5/26/1995	297	297	0.3915	116.43	503	4.2634%	Fecal		CFU/100 mL	200	283.2	86400	-	569,775.6

Gage ID	Date	Discharge (CFS)	Gage Discharge (less Surrogate NPDES) (CFS)	Watershed Area Ratio	Calculated flow (CFS)	Rank	Flow Exceedance %	Parameter	Results	Units (mg or micro_gram	Limit/Standard	100mL/CF	sec/day	Actual Load (million colonies/day)	Allowable Load (million colonies/day)
5439000	6/3/1999	296	296	0.3915	116.04	505	4.2804%	Fecal		CFU/100 mL	200	283.2	86400	-	567,859.8
5439000	2/17/2008	295	295	0.3915	115.65	506	4.2889%	Fecal		CFU/100 mL	200	283.2	86400	-	565,944.1
5439000	3/1/2018	295	295	0.3915	115.65	506	4.2889%	Fecal		CFU/100 mL	200	283.2	86400	-	565,944.1
5439000	11/2/2019	295	295	0.3915	115.65	506	4.2889%	Fecal		CFU/100 mL	200	283.2	86400	-	565,944.1
5439000	1/6/1993	294	294	0.3915	115.26	509	4.3143%	Fecal		CFU/100 mL	200	283.2	86400	-	564,028.4
5439000	3/15/2010	294	294	0.3915	115.26	509	4.3143%	Fecal		CFU/100 mL	200	283.2	86400	-	564,028.4
5439000	5/18/2019	294	294	0.3915	115.26	509	4.3143%	Fecal		CFU/100 mL	200	283.2	86400	-	564,028.4
5439000	3/7/2021	294	294	0.3915	115.26	509	4.3143%	Fecal		CFU/100 mL	200	283.2	86400	-	564,028.4
5439000	5/17/2002	293	293	0.3915	114.86	513	4.3482%	Fecal		CFU/100 mL	200	283.2	86400	-	562,112.6
5439000	10/2/2019	293	293	0.3915	114.86	513	4.3482%	Fecal		CFU/100 mL	200	283.2	86400	-	562,112.6
5439000	12/23/2015	292	292	0.3915	114.47	515	4.3651%	Fecal		CFU/100 mL	200	283.2	86400	-	560,196.9
5439000	3/28/1993	291	291	0.3915	114.08	516	4.3736%	Fecal		CFU/100 mL	200	283.2	86400	-	558,281.2
5439000	6/30/1993	291	291	0.3915	114.08	516	4.3736%	Fecal		CFU/100 mL	200	283.2	86400	-	558,281.2
5439000	2/12/1998	290	290	0.3915	113.69	518	4.3906%	Fecal		CFU/100 mL	200	283.2	86400	-	556,365.4
5439000	12/30/2019	290	290	0.3915	113.69	518	4.3906%	Fecal		CFU/100 mL	200	283.2	86400	-	556,365.4
5439000	11/22/1992	289	289	0.3915	113.30	520	4.4075%	Fecal		CFU/100 mL	200	283.2	86400	-	554,449.7
5439000	5/13/2003	289	289	0.3915	113.30	520	4.4075%	Fecal		CFU/100 mL	200	283.2	86400	-	554,449.7
5439000	4/1/1998	288	288	0.3915	112.91	522	4.4245%	Fecal		CFU/100 mL	200	283.2	86400	-	552,534.0
5439000	5/29/1991	287	287	0.3915	112.52	523	4.4330%	Fecal		CFU/100 mL	200	283.2	86400	-	550,618.2
5439000	4/9/1998	286	286	0.3915	112.12	524	4.4414%	Fecal		CFU/100 mL	200	283.2	86400	-	548,702.5
5439000	1/28/1999	286	286	0.3915	112.12	524	4.4414%	Fecal		CFU/100 mL	200	283.2	86400	-	548,702.5
5439000	5/2/2009	286	286	0.3915	112.12	524	4.4414%	Fecal		CFU/100 mL	200	283.2	86400	-	548,702.5
5439000	5/16/2010	286	286	0.3915	112.12	524	4.4414%	Fecal		CFU/100 mL	200	283.2	86400	-	548,702.5
5439000	4/2/2017	286	286	0.3915	112.12	524	4.4414%	Fecal		CFU/100 mL	200	283.2	86400	-	548,702.5
5439000	7/27/2017	286	286	0.3915	112.12	524	4.4414%	Fecal		CFU/100 mL	200	283.2	86400	-	548,702.5
5439000	4/5/1993	285	285	0.3915	111.73	530	4.4923%	Fecal		CFU/100 mL	200	283.2	86400	-	546,786.8
5439000	9/28/1993	285	285	0.3915	111.73	530	4.4923%	Fecal		CFU/100 mL	200	283.2	86400	-	546,786.8
5439000	6/2/2011	285	285	0.3915	111.73	530	4.4923%	Fecal		CFU/100 mL	200	283.2	86400	-	546,786.8
5439000	6/23/2014	285	285	0.3915	111.73	530	4.4923%	Fecal		CFU/100 mL	200	283.2	86400	-	546,786.8
5439000	5/16/2018	285	285	0.3915	111.73	530	4.4923%	Fecal		CFU/100 mL	200	283.2	86400	-	546,786.8
5439000	1/11/2020	285	285	0.3915	111.73	530	4.4923%	Fecal		CFU/100 mL	200	283.2	86400	-	546,786.8
5439000	6/22/2015	284	284	0.3915	111.34	536	4.5431%	Fecal		CFU/100 mL	200	283.2	86400	-	544,871.0
5439000	6/16/1993	283	283	0.3915	110.95	537	4.5516%	Fecal		CFU/100 mL	200	283.2	86400	-	542,955.3
5439000	9/15/1993	283	283	0.3915	110.95	537	4.5516%	Fecal		CFU/100 mL	200	283.2	86400	-	542,955.3
5439000	11/30/1991	282	282	0.3915	110.56	539	4.5686%	Fecal		CFU/100 mL	200	283.2	86400	-	541,039.6
5439000	11/8/1994	282	282	0.3915	110.56	539	4.5686%	Fecal		CFU/100 mL	200	283.2	86400	-	541,039.6
5439000	12/24/2007	282	282	0.3915	110.56	539	4.5686%	Fecal		CFU/100 mL	200	283.2	86400	-	541,039.6
5439000	6/24/2010	282	282	0.3915	110.56	539	4.5686%	Fecal		CFU/100 mL	200	283.2	86400	-	541,039.6
5439000	3/10/2013	282	282	0.3915	110.56	539	4.5686%	Fecal		CFU/100 mL	200	283.2	86400	-	541,039.6
5439000	5/17/2019	282	282	0.3915	110.56	539	4.5686%	Fecal		CFU/100 mL	200	283.2	86400	-	541,039.6
5439000	5/22/2019	282	282	0.3915	110.56	539	4.5686%	Fecal		CFU/100 mL	200	283.2	86400	-	541,039.6
5439000	9/17/2019	282	282	0.3915	110.56	539	4.5686%	Fecal		CFU/100 mL	200	283.2	86400	-	541,039.6
5439000	4/25/2013	281	281	0.3915	110.17	547	4.6364%	Fecal		CFU/100 mL	200	283.2	86400	-	539,123.8
5439000	6/24/2018	281	281	0.3915	110.17	547	4.6364%	Fecal		CFU/100 mL	200	283.2	86400	-	539,123.8
5439000	6/25/1996	280	280	0.3915	109.78	549	4.6533%	Fecal		CFU/100 mL	200	283.2	86400	-	537,208.1
5439000	2/12/1999	280	280	0.3915	109.78	549	4.6533%	Fecal		CFU/100 mL	200	283.2	86400	-	537,208.1
5439000	8/31/2007	280	280	0.3915	109.78	549	4.6533%	Fecal		CFU/100 mL	200	283.2	86400	-	537,208.1
5439000	7/4/2014	280	280	0.3915	109.78	549	4.6533%	Fecal		CFU/100 mL	200	283.2	86400	-	537,208.1
5439000	4/16/2017	280	280	0.3915	109.78	549	4.6533%	Fecal		CFU/100 mL	200	283.2	86400	-	537,208.1
5439000	5/21/2020	280	280	0.3915	109.78	549	4.6533%	Fecal		CFU/100 mL	200	283.2	86400	-	537,208.1
5439000	5/16/2004	279	279	0.3915	109.38	555	4.7042%	Fecal		CFU/100 mL	200	283.2	86400	-	535,292.4
5439000	11/24/1992	278	278	0.3915	108.99	556	4.7127%	Fecal		CFU/100 mL	200	283.2	86400	-	533,376.6
5439000	6/20/1996	278	278	0.3915	108.99	556	4.7127%	Fecal		CFU/100 mL	200	283.2	86400	-	533,376.6
5439000	9/20/2008	278	278	0.3915	108.99	556	4.7127%	Fecal		CFU/100 mL	200	283.2	86400	-	533,376.6
5439000	12/17/2015	278	278	0.3915	108.99	556	4.7127%	Fecal		CFU/100 mL	200	283.2	86400	-	533,376.6
5439000	2/25/2018	278	278	0.3915	108.99	556	4.7127%	Fecal		CFU/100 mL	200	283.2	86400	-	533,376.6
5439000	2/25/2019	278	278	0.3915	108.99	556	4.7127%	Fecal		CFU/100 mL	200	283.2	86400	-	533,376.6
5439000	4/22/1993	277	277	0.3915	108.60	562	4.7635%	Fecal		CFU/100 mL	200	283.2	86400	-	531,460.9
5439000	3/18/2014	277	277	0.3915	108.60	562	4.7635%	Fecal		CFU/100 mL	200	283.2	86400	-	531,460.9
5439000	3/20/2014	277	277	0.3915	108.60	562	4.7635%	Fecal		CFU/100 mL	200	283.2	86400	-	531,460.9
5439000	5/31/1991	276	276	0.3915	108.21	565	4.7889%	Fecal		CFU/100 mL	200	283.2	86400	-	529,545.2
5439000	5/17/2016	276	276	0.3915	108.21	565	4.7889%	Fecal		CFU/100 mL	200	283.2	86400	-	529,545.2
5439000	10/30/2019	276	276	0.3915	108.21	565	4.7889%	Fecal		CFU/100 mL	200	283.2	86400	-	529,545.2
5439000	5/6/2019	275	275	0.3915	107.82	568	4.8144%	Fecal		CFU/100 mL	200	283.2	86400	-	527,629.4
5439000	4/18/1998	274	274	0.3915	107.43	569	4.8229%	Fecal		CFU/100 mL	200	283.2	86400	-	525,713.7
5439000	5/15/2002	274	274	0.3915	107.43	569	4.8229%	Fecal		CFU/100 mL	200	283.2	86400	-	525,713.7
5439000	1/26/2010	274	274	0.3915	107.43	569	4.8229%	Fecal		CFU/100 mL	200	283.2	86400	-	525,713.7
5439000	4/27/2011	274	274	0.3915	107.43	569	4.8229%	Fecal		CFU/100 mL	200	283.2	86400	-	525,713.7
5439000	3/20/1991	273	273	0.3915	107.04	573	4.8568%	Fecal		CFU/100 mL	200	283.2	86400	-	523,798.0
5439000	6/19/2014	273	273	0.3915	107.04	573	4.8568%	Fecal		CFU/100 mL	200	283.2	86400	-	523,798.0
5439000	5/12/1990	272	272	0.3915	106.64	575	4.8737%	Fecal		CFU/100 mL	200	283.2	86400	-	521,882.2
5439000	11/2/2009	272	272	0.3915	106.64	575	4.8737%	Fecal		CFU/100 mL	200	283.2	86400	-	521,882.2
5439000	12/1/2015	272	272	0.3915	106.64	575	4.8737%	Fecal		CFU/100 mL	200	283.2	86400	-	521,882.2
5439000	1/24/1993	271	271	0.3915	106.25	578	4.8991%	Fecal		CFU/100 mL	200	283.2	86400	-	519,966.5
5439000	3/1/2007	271	271	0.3915	106.25	578	4.8991%	Fecal		CFU/100 mL	200	283.2	86400	-	519,966.5
5439000	1/10/2008	271	271	0.3915	106.25	578	4.8991%	Fecal		CFU/100 mL	200	283.2	86400	-	519,966.5
5439000	5/1/2003	270	270	0.3915	105.86	581	4.9246%	Fecal		CFU/100 mL	200	283.2	86400	-	518,050.8
5439000	12/31/2015	270	270	0.3915	105.86	581	4.9246%	Fecal		CFU/100 mL	200	283.2	86400	-	518,050.8
5439000	3/8/1993	269	269	0.3915	105.47	583	4.9415%	Fecal		CFU/100 mL	200	283.2	86400	-	516,135.0
5439000	6/13/1998	269	269	0.3915	105.47	583	4.9415%	Fecal		CFU/100 mL	200	283.2	86400	-	516,135.0
5439000	7/3/2000	269	269	0.3915	105.47	583	4.9415%	Fecal		CFU/100 mL	200	283.2	86400	-	516,135.0
5439000	3/13/2009	269	269	0.3915	105.47	583	4.9415%	Fecal		CFU/100 mL	200	283.2	86400	-	516,135.0
5439000	3/6/2011	269	269	0.3915	105.47	583	4.9415%	Fecal		CFU/100 mL	200	283.2	86400	-	516,135.0
5439000	10/23/2009	268	268	0.3915	105.08	588	4.9839%	Fecal		CFU/100 mL	200	283.2	86400	-	514,219.3
5439000	6/13/2011	268	268	0.3915	105.08	588	4.9839%	Fecal		CFU/100 mL	200	283.2	86400	-	514,219.3
5439000	5/7/2015	268	268	0.3915	105.08	588	4.9839%	Fecal		CFU/100 mL	200	283.2	86400	-	514,219.3
5439000	11/30/1990	267	267	0.3915	104.69	591	5.0093%	Fecal		CFU/100 mL	200	283.2	86400	-	512,303.6
5439000	3/2/1991	267	267	0.3915	104.69	591	5.0093%	Fecal		CFU/100 mL	200	283.2	86400	-	512,303.6
5439000	5/16/2002	267	267	0.3915	104.69	591	5.0093%	Fecal		CFU/100 mL	200	283.2	86400	-	512,303.6
5439000	5/20/2004	267	267	0.3915	104.69	591	5.0093%	Fecal		CFU/100 mL	200	283.2	86400	-	512,303.6
5439000	4/14/2008	267	267	0.3915	104.69	591	5.0093%	Fecal		CFU/100 mL	200	283.2	86400	-	512,303.6
5439000	2/24/2018	267	267	0.3915	104.69	591	5.0093%	Fecal		CFU/100 mL	200	283.2	86400	-	512,303.6
5439000	5/1/2020	267	267	0.3915	104.69	591	5.0093%	Fecal		CFU/100 mL	200	283.2	86400	-	512,303.6
5439000	5/27/1995	266	266	0.3915	104.29	598	5.0687%	Fecal		CFU/100 mL	200	283.2	86400	-	510,387.8
5439000	12/29/2009	266	266	0.3915	104.29	598	5.0687%	Fecal		CFU/100 mL	200	283.2	86400	-	510,387.8
5439000	6/29/2013	266	266	0.3915	104.29	598	5.0687%	Fecal		CFU/100 mL	200	283.2	86400	-	510,387.8
5439000	12/2/2015	266	266	0.3915	104.29	598	5.0687%	Fecal		CFU/100 mL	200	283.2	86400	-	510,387.8
5439000	5/14/2020	266	266	0.3915	104.29	598	5.0687%	Fecal		CFU/100 mL	200	283.2	86400	-	510,387.8
5439000	2/25/1997	265	265	0.3915	103.90	603	5.1110%	Fecal		CFU/100 mL	200	283.2	86400	-	508,472.1
5439000	3/6/2004	265	265	0.3915	103.90	603	5.1110%	Fecal		CFU/100 mL	200	283.2	86400	-	508,472.1
5439000	4/21/2011	265	265	0.3915	103.90	603	5.1110%	Fecal		CFU/100 mL	200	283.2	86400	-	508,472.1
5439000	1/26/1999	264	264	0.3915	103.51	606	5.1365%	Fecal		CFU/100 mL	200	283.2	86400	-	506,556.4
5439000	6/6/2001	264	264	0.3915	103.51	606	5.1365%	Fecal		CFU/100 mL	200	283.2	86400	-	506,556.4
5439000	4/23/2011	263	263	0.3915	103.12	608	5.1534%	Fecal		CFU/100 mL	200	283.2	86400	-	504,640.6
5439000	6/2/2019	263	263	0.3915	103.12	608	5.1534%	Fecal		CFU/100 mL	200	283.2	86400	-	504,640.6
5439000	11/3/2019	263	263	0.3915	103.12	608	5.1534%	Fecal		CFU/100 mL	200	283.2	86400	-	504,640.6
5439000	3/12/2021	263	263	0.3915	103.12	608	5.1534%	Fecal		CFU/100 mL	200	283.2	86400	-	504,640.6
5439000	3/25/2007	262	262	0.3915	102.73	612	5.1873%	Fecal		CFU/100 mL	200	283.2	86400	-	502,724.9
5439000	3/29/2009	262	262	0.3915	102.73	612	5.1873%	Fecal		CFU/100 mL	200	283.2	86400	-	502,724.9
5439000	5/13/1990	261	261	0.3915	102.34	614	5.2043%	Fecal		CFU/100 mL	200	283.2	86400	-	500,809.2
5439000	7/30/1996	261	261	0.3915	102.34	614	5.2043%	Fecal		CFU/100 mL	200	283.2	86400	-	500,809.2
5439000	3/10/2011	261	261	0.3915	102.34	614	5.2043%	Fecal		CFU/100 mL	200	283.2	86400	-	500,809.2
5439000	4/26/2011	261	261	0.3915	102.34	614	5.2043%	Fecal		CFU/100 mL	200	283.2	86400	-	500,809.2
5439000	5/7/2019	261	261	0.3915	102.34	614	5.2043%	Fecal		CFU/100 mL	200	283.2	86400	-	500,809.2
5439000	6/4/1995	260	260	0.3915	101.95	619	5.2467%	Fecal		CFU/100 mL	200	283.2	86400	-	498,893.4
5439000	6/12/1999	260	260	0.3915	101.95	619	5.2467%	Fecal		CFU/100 mL	200	283.2	86400	-	498,893.4
5439000	6/4/2004	260	260	0.3915	101.95	619	5.2467%	Fecal		CFU/100 mL	200	283.2	86400	-	498,893.4
5439000	6/28/2013	260	260	0.3915	101.95	619	5.2467%	Fecal		CFU/100 mL	200	283.2	86400	-	498,893.4
5439000	6/26/2018	260	260	0.3915	101.95	619	5.2467%	Fecal		CFU/100 mL	200	283.2	86400	-	498,893.4
5439000	6/2/2000	259	259	0.3915	101.55	624	5.2890%	Fecal		CFU/100 mL	200	283.2	86400	-	496,977.7
5439000	4/21/2009	259	259	0.3915	101.55	624	5.2890%	Fecal		CFU/100 mL	200	283.2	86400	-	496,977.7
5439000	12/18/1992	258	258	0.3915	101.16	626	5.3060%	Fecal		CFU/100 mL	200	283.2	86400	-	495,062.0
5439000	4/28/2007	258	258	0.3915	101.16	626	5.3060%	Fecal		CFU/100 mL	200	283.2	86400	-	495,062.0
5439000	5/26/2008	258	258	0.3915	101.16	626	5.3060%	Fecal		CFU/100 mL	200	283.2	86400	-	495,062.0
5439000	4/11/2013	258	258	0.3915	101.16	626	5.3060%	Fecal		CFU/100 mL	200	283.2	86400	-	495,062.0
5439000	10/16/2017	258	258	0.3915	101.16	626	5.3060%	Fecal		CFU/100 mL	200	283.2	86400	-	495,062.0

Gage ID	Date	Discharge (CFS)	Gage Discharge (less Surrogate NPDES) (CFS)	Watershed Area Ratio	Calculated flow (CFS)	Rank	Flow Exceedance %	Parameter	Results	Units (mg or micro_gram	Limit/Standard	100mL/CF	sec/day	Actual Load (million colonies/day)	Allowable Load (million colonies/day)
5439000	7/1/2021	258	258	0.3915	101.16	626	5.3060%	Fecal		CFU/100 mL	200	283.2	86400	-	495,062.0
5439000	11/27/1992	257	257	0.3915	100.77	632	5.3568%	Fecal		CFU/100 mL	200	283.2	86400	-	493,146.2
5439000	7/25/1993	257	257	0.3915	100.77	632	5.3568%	Fecal		CFU/100 mL	200	283.2	86400	-	493,146.2
5439000	3/14/2007	257	257	0.3915	100.77	632	5.3568%	Fecal		CFU/100 mL	200	283.2	86400	-	493,146.2
5439000	8/10/2007	257	257	0.3915	100.77	632	5.3568%	Fecal		CFU/100 mL	200	283.2	86400	-	493,146.2
5439000	5/11/2015	257	257	0.3915	100.77	632	5.3568%	Fecal		CFU/100 mL	200	283.2	86400	-	493,146.2
5439000	6/2/1991	256	256	0.3915	100.38	637	5.3992%	Fecal		CFU/100 mL	200	283.2	86400	-	491,230.5
5439000	3/29/1993	256	256	0.3915	100.38	637	5.3992%	Fecal		CFU/100 mL	200	283.2	86400	-	491,230.5
5439000	7/11/2000	256	256	0.3915	100.38	637	5.3992%	Fecal		CFU/100 mL	200	283.2	86400	-	491,230.5
5439000	10/31/2019	255	255	0.3915	99.99	640	5.4246%	Fecal		CFU/100 mL	200	283.2	86400	-	489,314.8
5439000	4/1/2020	255	255	0.3915	99.99	640	5.4246%	Fecal		CFU/100 mL	200	283.2	86400	-	489,314.8
5439000	4/11/1995	254	254	0.3915	99.60	642	5.4416%	Fecal		CFU/100 mL	200	283.2	86400	-	487,399.0
5439000	5/24/1996	254	254	0.3915	99.60	642	5.4416%	Fecal		CFU/100 mL	200	283.2	86400	-	487,399.0
5439000	2/2/1999	254	254	0.3915	99.60	642	5.4416%	Fecal		CFU/100 mL	200	283.2	86400	-	487,399.0
5439000	4/28/1995	253	253	0.3915	99.21	645	5.4670%	Fecal		CFU/100 mL	200	283.2	86400	-	485,483.3
5439000	7/24/1996	253	253	0.3915	99.21	645	5.4670%	Fecal		CFU/100 mL	200	283.2	86400	-	485,483.3
5439000	4/10/1998	253	253	0.3915	99.21	645	5.4670%	Fecal		CFU/100 mL	200	283.2	86400	-	485,483.3
5439000	6/13/2004	253	253	0.3915	99.21	645	5.4670%	Fecal		CFU/100 mL	200	283.2	86400	-	485,483.3
5439000	3/21/2007	253	253	0.3915	99.21	645	5.4670%	Fecal		CFU/100 mL	200	283.2	86400	-	485,483.3
5439000	5/8/2012	253	253	0.3915	99.21	645	5.4670%	Fecal		CFU/100 mL	200	283.2	86400	-	485,483.3
5439000	4/17/2013	253	253	0.3915	99.21	645	5.4670%	Fecal		CFU/100 mL	200	283.2	86400	-	485,483.3
5439000	3/17/2019	253	253	0.3915	99.21	645	5.4670%	Fecal		CFU/100 mL	200	283.2	86400	-	485,483.3
5439000	5/30/1995	252	252	0.3915	98.81	653	5.5348%	Fecal		CFU/100 mL	200	283.2	86400	-	483,567.6
5439000	2/26/1997	252	252	0.3915	98.81	653	5.5348%	Fecal		CFU/100 mL	200	283.2	86400	-	483,567.6
5439000	5/11/1998	252	252	0.3915	98.81	653	5.5348%	Fecal		CFU/100 mL	200	283.2	86400	-	483,567.6
5439000	4/6/2010	252	252	0.3915	98.81	653	5.5348%	Fecal		CFU/100 mL	200	283.2	86400	-	483,567.6
5439000	10/25/2017	252	252	0.3915	98.81	653	5.5348%	Fecal		CFU/100 mL	200	283.2	86400	-	483,567.6
5439000	3/17/1990	251	251	0.3915	98.42	658	5.5772%	Fecal		CFU/100 mL	200	283.2	86400	-	481,651.8
5439000	4/13/1995	251	251	0.3915	98.42	658	5.5772%	Fecal		CFU/100 mL	200	283.2	86400	-	481,651.8
5439000	11/12/1995	251	251	0.3915	98.42	658	5.5772%	Fecal		CFU/100 mL	200	283.2	86400	-	481,651.8
5439000	6/28/2018	251	251	0.3915	98.42	658	5.5772%	Fecal		CFU/100 mL	200	283.2	86400	-	481,651.8
5439000	11/25/1992	250	250	0.3915	98.03	662	5.6111%	Fecal		CFU/100 mL	200	283.2	86400	-	479,736.1
5439000	8/9/1996	250	250	0.3915	98.03	662	5.6111%	Fecal		CFU/100 mL	200	283.2	86400	-	479,736.1
5439000	5/26/2004	250	250	0.3915	98.03	662	5.6111%	Fecal		CFU/100 mL	200	283.2	86400	-	479,736.1
5439000	6/29/1990	249	249	0.3915	97.64	665	5.6365%	Fecal		CFU/100 mL	200	283.2	86400	-	477,820.4
5439000	3/29/1991	249	249	0.3915	97.64	665	5.6365%	Fecal		CFU/100 mL	200	283.2	86400	-	477,820.4
5439000	5/10/1996	249	249	0.3915	97.64	665	5.6365%	Fecal		CFU/100 mL	200	283.2	86400	-	477,820.4
5439000	7/10/2000	249	249	0.3915	97.64	665	5.6365%	Fecal		CFU/100 mL	200	283.2	86400	-	477,820.4
5439000	6/9/2008	249	249	0.3915	97.64	665	5.6365%	Fecal		CFU/100 mL	200	283.2	86400	-	477,820.4
5439000	3/21/2014	249	249	0.3915	97.64	665	5.6365%	Fecal		CFU/100 mL	200	283.2	86400	-	477,820.4
5439000	3/12/2019	249	249	0.3915	97.64	665	5.6365%	Fecal		CFU/100 mL	200	283.2	86400	-	477,820.4
5439000	6/10/1998	248	248	0.3915	97.25	672	5.6959%	Fecal		CFU/100 mL	200	283.2	86400	-	475,904.6
5439000	3/4/2007	248	248	0.3915	97.25	672	5.6959%	Fecal		CFU/100 mL	200	283.2	86400	-	475,904.6
5439000	5/8/2019	248	248	0.3915	97.25	672	5.6959%	Fecal		CFU/100 mL	200	283.2	86400	-	475,904.6
5439000	5/25/2019	247	247	0.3915	96.86	675	5.7213%	Fecal		CFU/100 mL	200	283.2	86400	-	473,988.9
5439000	11/1/2019	247	247	0.3915	96.86	675	5.7213%	Fecal		CFU/100 mL	200	283.2	86400	-	473,988.9
5439000	11/9/1994	246	246	0.3915	96.47	677	5.7383%	Fecal		CFU/100 mL	200	283.2	86400	-	472,073.2
5439000	4/29/1999	246	246	0.3915	96.47	677	5.7383%	Fecal		CFU/100 mL	200	283.2	86400	-	472,073.2
5439000	4/7/2010	246	246	0.3915	96.47	677	5.7383%	Fecal		CFU/100 mL	200	283.2	86400	-	472,073.2
5439000	5/28/2011	246	246	0.3915	96.47	677	5.7383%	Fecal		CFU/100 mL	200	283.2	86400	-	472,073.2
5439000	9/25/2019	246	246	0.3915	96.47	677	5.7383%	Fecal		CFU/100 mL	200	283.2	86400	-	472,073.2
5439000	6/5/1996	245	245	0.3915	96.07	682	5.7806%	Fecal		CFU/100 mL	200	283.2	86400	-	470,157.4
5439000	2/14/2005	245	245	0.3915	96.07	682	5.7806%	Fecal		CFU/100 mL	200	283.2	86400	-	470,157.4
5439000	12/25/2015	245	245	0.3915	96.07	682	5.7806%	Fecal		CFU/100 mL	200	283.2	86400	-	470,157.4
5439000	5/20/2019	245	245	0.3915	96.07	682	5.7806%	Fecal		CFU/100 mL	200	283.2	86400	-	470,157.4
5439000	8/4/2010	244	244	0.3915	95.68	686	5.8145%	Fecal		CFU/100 mL	200	283.2	86400	-	468,241.7
5439000	6/28/2021	244	244	0.3915	95.68	686	5.8145%	Fecal		CFU/100 mL	200	283.2	86400	-	468,241.7
5439000	4/22/2000	243	243	0.3915	95.29	688	5.8315%	Fecal		CFU/100 mL	200	283.2	86400	-	466,326.0
5439000	3/15/2008	243	243	0.3915	95.29	688	5.8315%	Fecal		CFU/100 mL	200	283.2	86400	-	466,326.0
5439000	6/18/1993	242	242	0.3915	94.90	690	5.8484%	Fecal		CFU/100 mL	200	283.2	86400	-	464,410.2
5439000	7/21/1993	242	242	0.3915	94.90	690	5.8484%	Fecal		CFU/100 mL	200	283.2	86400	-	464,410.2
5439000	3/14/2015	242	242	0.3915	94.90	690	5.8484%	Fecal		CFU/100 mL	200	283.2	86400	-	464,410.2
5439000	1/8/2019	242	242	0.3915	94.90	690	5.8484%	Fecal		CFU/100 mL	200	283.2	86400	-	464,410.2
5439000	4/17/1991	241	241	0.3915	94.51	694	5.8824%	Fecal		CFU/100 mL	200	283.2	86400	-	462,494.5
5439000	6/9/1996	241	241	0.3915	94.51	694	5.8824%	Fecal		CFU/100 mL	200	283.2	86400	-	462,494.5
5439000	10/7/2019	241	241	0.3915	94.51	694	5.8824%	Fecal	199	CFU/100 mL	200	283.2	86400	460,182	462,494.5
5439000	10/19/1998	240	240	0.3915	94.12	697	5.9078%	Fecal		CFU/100 mL	200	283.2	86400	-	460,578.8
5439000	5/12/2010	240	240	0.3915	94.12	697	5.9078%	Fecal		CFU/100 mL	200	283.2	86400	-	460,578.8
5439000	5/12/2019	240	240	0.3915	94.12	697	5.9078%	Fecal		CFU/100 mL	200	283.2	86400	-	460,578.8
5439000	6/2/1995	239	239	0.3915	93.73	700	5.9332%	Fecal		CFU/100 mL	200	283.2	86400	-	458,663.0
5439000	10/24/2009	239	239	0.3915	93.73	700	5.9332%	Fecal		CFU/100 mL	200	283.2	86400	-	458,663.0
5439000	6/27/2021	239	239	0.3915	93.73	700	5.9332%	Fecal		CFU/100 mL	200	283.2	86400	-	458,663.0
5439000	6/17/2000	238	238	0.3915	93.33	703	5.9586%	Fecal		CFU/100 mL	200	283.2	86400	-	456,747.3
5439000	2/28/2001	238	238	0.3915	93.33	703	5.9586%	Fecal		CFU/100 mL	200	283.2	86400	-	456,747.3
5439000	3/9/2007	238	238	0.3915	93.33	703	5.9586%	Fecal		CFU/100 mL	200	283.2	86400	-	456,747.3
5439000	4/3/2009	238	238	0.3915	93.33	703	5.9586%	Fecal		CFU/100 mL	200	283.2	86400	-	456,747.3
5439000	12/14/2011	238	238	0.3915	93.33	703	5.9586%	Fecal		CFU/100 mL	200	283.2	86400	-	456,747.3
5439000	6/30/2014	238	238	0.3915	93.33	703	5.9586%	Fecal		CFU/100 mL	200	283.2	86400	-	456,747.3
5439000	6/12/1993	237	237	0.3915	92.94	709	6.0095%	Fecal		CFU/100 mL	200	283.2	86400	-	454,831.6
5439000	4/23/1998	237	237	0.3915	92.94	709	6.0095%	Fecal		CFU/100 mL	200	283.2	86400	-	454,831.6
5439000	4/10/2002	237	237	0.3915	92.94	709	6.0095%	Fecal		CFU/100 mL	200	283.2	86400	-	454,831.6
5439000	3/16/2010	237	237	0.3915	92.94	709	6.0095%	Fecal		CFU/100 mL	200	283.2	86400	-	454,831.6
5439000	3/16/2013	237	237	0.3915	92.94	709	6.0095%	Fecal		CFU/100 mL	200	283.2	86400	-	454,831.6
5439000	1/22/1993	236	236	0.3915	92.55	714	6.0519%	Fecal		CFU/100 mL	200	283.2	86400	-	452,915.8
5439000	6/9/2002	236	236	0.3915	92.55	714	6.0519%	Fecal		CFU/100 mL	200	283.2	86400	-	452,915.8
5439000	6/14/2009	236	236	0.3915	92.55	714	6.0519%	Fecal		CFU/100 mL	200	283.2	86400	-	452,915.8
5439000	3/9/2010	236	236	0.3915	92.55	714	6.0519%	Fecal		CFU/100 mL	200	283.2	86400	-	452,915.8
5439000	6/23/2015	236	236	0.3915	92.55	714	6.0519%	Fecal		CFU/100 mL	200	283.2	86400	-	452,915.8
5439000	5/3/2016	236	236	0.3915	92.55	714	6.0519%	Fecal		CFU/100 mL	200	283.2	86400	-	452,915.8
5439000	4/3/2017	236	236	0.3915	92.55	714	6.0519%	Fecal		CFU/100 mL	200	283.2	86400	-	452,915.8
5439000	4/8/2017	236	236	0.3915	92.55	714	6.0519%	Fecal		CFU/100 mL	200	283.2	86400	-	452,915.8
5439000	3/21/1991	235	235	0.3915	92.16	722	6.1197%	Fecal		CFU/100 mL	200	283.2	86400	-	451,000.1
5439000	3/26/1991	235	235	0.3915	92.16	722	6.1197%	Fecal		CFU/100 mL	200	283.2	86400	-	451,000.1
5439000	1/1/1993	235	235	0.3915	92.16	722	6.1197%	Fecal		CFU/100 mL	200	283.2	86400	-	451,000.1
5439000	3/6/2008	235	235	0.3915	92.16	722	6.1197%	Fecal		CFU/100 mL	200	283.2	86400	-	451,000.1
5439000	3/31/2008	235	235	0.3915	92.16	722	6.1197%	Fecal		CFU/100 mL	200	283.2	86400	-	451,000.1
5439000	1/2/2009	235	235	0.3915	92.16	722	6.1197%	Fecal		CFU/100 mL	200	283.2	86400	-	451,000.1
5439000	5/5/2017	235	235	0.3915	92.16	722	6.1197%	Fecal		CFU/100 mL	200	283.2	86400	-	451,000.1
5439000	3/6/2021	235	235	0.3915	92.16	722	6.1197%	Fecal		CFU/100 mL	200	283.2	86400	-	451,000.1
5439000	3/20/1998	234	234	0.3915	91.77	730	6.1875%	Fecal		CFU/100 mL	200	283.2	86400	-	449,084.4
5439000	2/3/1999	234	234	0.3915	91.77	730	6.1875%	Fecal		CFU/100 mL	200	283.2	86400	-	449,084.4
5439000	6/23/2009	234	234	0.3915	91.77	730	6.1875%	Fecal		CFU/100 mL	200	283.2	86400	-	449,084.4
5439000	11/12/1992	233	233	0.3915	91.38	733	6.2129%	Fecal		CFU/100 mL	200	283.2	86400	-	447,168.6
5439000	11/10/1994	233	233	0.3915	91.38	733	6.2129%	Fecal		CFU/100 mL	200	283.2	86400	-	447,168.6
5439000	1/11/2008	233	233	0.3915	91.38	733	6.2129%	Fecal		CFU/100 mL	200	283.2	86400	-	447,168.6
5439000	6/13/2009	233	233	0.3915	91.38	733	6.2129%	Fecal		CFU/100 mL	200	283.2	86400	-	447,168.6
5439000	12/9/1991	232	232	0.3915	90.98	737	6.2468%	Fecal		CFU/100 mL	200	283.2	86400	-	445,252.9
5439000	3/23/1994	232	232	0.3915	90.98	737	6.2468%	Fecal		CFU/100 mL	200	283.2	86400	-	445,252.9
5439000	5/12/2015	232	232	0.3915	90.98	737	6.2468%	Fecal		CFU/100 mL	200	283.2	86400	-	445,252.9
5439000	5/12/1995	231	231	0.3915	90.59	740	6.2722%	Fecal		CFU/100 mL	200	283.2	86400	-	443,337.2
5439000	3/4/1997	231	231	0.3915	90.59	740	6.2722%	Fecal		CFU/100 mL	200	283.2	86400	-	443,337.2
5439000	4/27/1999	231	231	0.3915	90.59	740	6.2722%	Fecal		CFU/100 mL	200	283.2	86400	-	443,337.2
5439000	4/2/2008	231	231	0.3915	90.59	740	6.2722%	Fecal		CFU/100 mL	200	283.2	86400	-	443,337.2
5439000	6/25/2021	231	231	0.3915	90.59	740	6.2722%	Fecal		CFU/100 mL	200	283.2	86400	-	443,337.2
5439000	3/30/1993	230	230	0.3915	90.20	745	6.3146%	Fecal		CFU/100 mL	200	283.2	86400	-	441,421.4
5439000	4/6/1993	230	230	0.3915	90.20	745	6.3146%	Fecal		CFU/100 mL	200	283.2	86400	-	441,421.4
5439000	4/23/1993	230	230	0.3915	90.20	745	6.3146%	Fecal		CFU/100 mL	200	283.2	86400	-	441,421.4
5439000	6/6/1996	230	230	0.3915	90.20	745	6.3146%	Fecal		CFU/100 mL	200	283.2	86400	-	441,421.4
5439000	1/7/1998	230	230	0.3915	90.20	745	6.3146%	Fecal		CFU/100 mL	200	283.2	86400	-	441,421.4
5439000	3/15/2013	230	230	0.3915	90.20	745	6.3146%	Fecal		CFU/100 mL	200	283.2	86400	-	441,421.4
5439000	7/2/2013	230	230	0.3915	90.20	745	6.3146%	Fecal		CFU/100 mL	200	283.2	86400	-	441,421.4
5439000	4/17/2017	230	230	0.3915	90.20	745	6.3146%	Fecal		CFU/100 mL	200	283.2	86400	-	441,421.4
5439000	5/13/2017	230	230	0.3915	90.20	745	6.3146%	Fecal		CFU/100 mL	200	283.2	86400	-	441,421.4
5439000	4/11/1993	229	229	0.3915	89.81	754	6.3909%	Fecal		CFU/100 mL	200	283.2	86400	-	439,505.7
5439000	6/16/1999	229	229	0.3915	89.81	754	6.3909%	Fecal		CFU/100 mL	200	283.2	86400	-	439,505.7
5439000	5/5/2003	229	229	0.3915	89.81	754	6.3909%	Fecal		CFU/100 mL	200	283.2	86400	-	439,505.7

Gage ID	Date	Discharge (CFS)	Gage Discharge (less Surrogate NPDES) (CFS)	Watershed Area Ratio	Calculated flow (CFS)	Rank	Flow Exceedance %	Parameter	Results	Units (mg or micro_gram	Limit/Standard	100mL/CF	sec/day	Actual Load (million colonies/day)	Allowable Load (million colonies/day)
5439000	12/22/2006	229	229	0.3915	89.81	754	6.3909%	Fecal		CFU/100 mL	200	283.2	86400	-	439,505.7
5439000	6/30/1990	228	228	0.3915	89.42	758	6.4248%	Fecal		CFU/100 mL	200	283.2	86400	-	437,590.0
5439000	2/6/1993	228	228	0.3915	89.42	758	6.4248%	Fecal		CFU/100 mL	200	283.2	86400	-	437,590.0
5439000	2/19/2008	228	228	0.3915	89.42	758	6.4248%	Fecal		CFU/100 mL	200	283.2	86400	-	437,590.0
5439000	6/19/2010	228	228	0.3915	89.42	758	6.4248%	Fecal		CFU/100 mL	200	283.2	86400	-	437,590.0
5439000	8/5/2010	228	228	0.3915	89.42	758	6.4248%	Fecal		CFU/100 mL	200	283.2	86400	-	437,590.0
5439000	3/9/2011	228	228	0.3915	89.42	758	6.4248%	Fecal		CFU/100 mL	200	283.2	86400	-	437,590.0
5439000	4/28/2011	228	228	0.3915	89.42	758	6.4248%	Fecal		CFU/100 mL	200	283.2	86400	-	437,590.0
5439000	5/17/2011	228	228	0.3915	89.42	758	6.4248%	Fecal		CFU/100 mL	200	283.2	86400	-	437,590.0
5439000	6/3/2011	228	228	0.3915	89.42	758	6.4248%	Fecal		CFU/100 mL	200	283.2	86400	-	437,590.0
5439000	6/17/1993	227	227	0.3915	89.03	767	6.5011%	Fecal		CFU/100 mL	200	283.2	86400	-	435,674.2
5439000	6/22/1993	227	227	0.3915	89.03	767	6.5011%	Fecal		CFU/100 mL	200	283.2	86400	-	435,674.2
5439000	5/11/1996	227	227	0.3915	89.03	767	6.5011%	Fecal		CFU/100 mL	200	283.2	86400	-	435,674.2
5439000	4/26/1999	227	227	0.3915	89.03	767	6.5011%	Fecal		CFU/100 mL	200	283.2	86400	-	435,674.2
5439000	2/13/2001	227	227	0.3915	89.03	767	6.5011%	Fecal		CFU/100 mL	200	283.2	86400	-	435,674.2
5439000	5/18/2002	227	227	0.3915	89.03	767	6.5011%	Fecal		CFU/100 mL	200	283.2	86400	-	435,674.2
5439000	7/14/2008	227	227	0.3915	89.03	767	6.5011%	Fecal		CFU/100 mL	200	283.2	86400	-	435,674.2
5439000	5/7/2012	227	227	0.3915	89.03	767	6.5011%	Fecal		CFU/100 mL	200	283.2	86400	-	435,674.2
5439000	4/2/1998	226	226	0.3915	88.64	775	6.5689%	Fecal		CFU/100 mL	200	283.2	86400	-	433,758.5
5439000	1/27/1999	226	226	0.3915	88.64	775	6.5689%	Fecal		CFU/100 mL	200	283.2	86400	-	433,758.5
5439000	6/13/2018	226	226	0.3915	88.64	775	6.5689%	Fecal		CFU/100 mL	200	283.2	86400	-	433,758.5
5439000	12/7/1998	225	225	0.3915	88.24	778	6.5943%	Fecal		CFU/100 mL	200	283.2	86400	-	431,842.8
5439000	2/14/2001	225	225	0.3915	88.24	778	6.5943%	Fecal		CFU/100 mL	200	283.2	86400	-	431,842.8
5439000	9/1/2007	225	225	0.3915	88.24	778	6.5943%	Fecal		CFU/100 mL	200	283.2	86400	-	431,842.8
5439000	2/13/2009	225	225	0.3915	88.24	778	6.5943%	Fecal		CFU/100 mL	200	283.2	86400	-	431,842.8
5439000	5/27/2009	225	225	0.3915	88.24	778	6.5943%	Fecal		CFU/100 mL	200	283.2	86400	-	431,842.8
5439000	6/10/2009	225	225	0.3915	88.24	778	6.5943%	Fecal		CFU/100 mL	200	283.2	86400	-	431,842.8
5439000	11/20/2015	225	225	0.3915	88.24	778	6.5943%	Fecal		CFU/100 mL	200	283.2	86400	-	431,842.8
5439000	11/29/2015	225	225	0.3915	88.24	778	6.5943%	Fecal		CFU/100 mL	200	283.2	86400	-	431,842.8
5439000	7/25/1996	224	224	0.3915	87.85	786	6.6621%	Fecal		CFU/100 mL	200	283.2	86400	-	429,927.0
5439000	2/26/2000	224	224	0.3915	87.85	786	6.6621%	Fecal		CFU/100 mL	200	283.2	86400	-	429,927.0
5439000	5/14/2003	224	224	0.3915	87.85	786	6.6621%	Fecal		CFU/100 mL	200	283.2	86400	-	429,927.0
5439000	3/15/2007	224	224	0.3915	87.85	786	6.6621%	Fecal		CFU/100 mL	200	283.2	86400	-	429,927.0
5439000	4/22/2011	224	224	0.3915	87.85	786	6.6621%	Fecal		CFU/100 mL	200	283.2	86400	-	429,927.0
5439000	4/26/2013	224	224	0.3915	87.85	786	6.6621%	Fecal		CFU/100 mL	200	283.2	86400	-	429,927.0
5439000	3/11/2020	224	224	0.3915	87.85	786	6.6621%	Fecal		CFU/100 mL	200	283.2	86400	-	429,927.0
5439000	5/30/1991	223	223	0.3915	87.46	793	6.7215%	Fecal		CFU/100 mL	200	283.2	86400	-	428,011.3
5439000	3/9/1998	223	223	0.3915	87.46	793	6.7215%	Fecal		CFU/100 mL	200	283.2	86400	-	428,011.3
5439000	1/1/2011	223	223	0.3915	87.46	793	6.7215%	Fecal		CFU/100 mL	200	283.2	86400	-	428,011.3
5439000	3/9/1993	222	222	0.3915	87.07	796	6.7469%	Fecal		CFU/100 mL	200	283.2	86400	-	426,095.6
5439000	3/17/1999	222	222	0.3915	87.07	796	6.7469%	Fecal		CFU/100 mL	200	283.2	86400	-	426,095.6
5439000	2/15/2001	222	222	0.3915	87.07	796	6.7469%	Fecal		CFU/100 mL	200	283.2	86400	-	426,095.6
5439000	5/17/2009	222	222	0.3915	87.07	796	6.7469%	Fecal		CFU/100 mL	200	283.2	86400	-	426,095.6
5439000	5/22/2020	222	222	0.3915	87.07	796	6.7469%	Fecal		CFU/100 mL	200	283.2	86400	-	426,095.6
5439000	1/23/1993	221	221	0.3915	86.68	801	6.7893%	Fecal		CFU/100 mL	200	283.2	86400	-	424,179.8
5439000	5/5/1993	221	221	0.3915	86.68	801	6.7893%	Fecal		CFU/100 mL	200	283.2	86400	-	424,179.8
5439000	9/14/1993	221	221	0.3915	86.68	801	6.7893%	Fecal		CFU/100 mL	200	283.2	86400	-	424,179.8
5439000	5/15/1999	221	221	0.3915	86.68	801	6.7893%	Fecal		CFU/100 mL	200	283.2	86400	-	424,179.8
5439000	9/21/2008	221	221	0.3915	86.68	801	6.7893%	Fecal		CFU/100 mL	200	283.2	86400	-	424,179.8
5439000	3/27/2009	221	221	0.3915	86.68	801	6.7893%	Fecal		CFU/100 mL	200	283.2	86400	-	424,179.8
5439000	2/18/2022	221	221	0.3915	86.68	801	6.7893%	Fecal		CFU/100 mL	200	283.2	86400	-	424,179.8
5439000	12/30/1992	220	220	0.3915	86.29	808	6.8486%	Fecal		CFU/100 mL	200	283.2	86400	-	422,264.1
5439000	9/29/1993	220	220	0.3915	86.29	808	6.8486%	Fecal		CFU/100 mL	200	283.2	86400	-	422,264.1
5439000	3/18/1999	220	220	0.3915	86.29	808	6.8486%	Fecal		CFU/100 mL	200	283.2	86400	-	422,264.1
5439000	4/27/2009	220	220	0.3915	86.29	808	6.8486%	Fecal		CFU/100 mL	200	283.2	86400	-	422,264.1
5439000	7/24/2017	220	220	0.3915	86.29	808	6.8486%	Fecal		CFU/100 mL	200	283.2	86400	-	422,264.1
5439000	5/11/2010	219	219	0.3915	85.90	813	6.8910%	Fecal		CFU/100 mL	200	283.2	86400	-	420,348.4
5439000	3/22/2014	219	219	0.3915	85.90	813	6.8910%	Fecal		CFU/100 mL	200	283.2	86400	-	420,348.4
5439000	7/1/1993	218	218	0.3915	85.50	815	6.9080%	Fecal		CFU/100 mL	200	283.2	86400	-	418,432.6
5439000	2/24/2001	218	218	0.3915	85.50	815	6.9080%	Fecal		CFU/100 mL	200	283.2	86400	-	418,432.6
5439000	3/19/2001	218	218	0.3915	85.50	815	6.9080%	Fecal		CFU/100 mL	200	283.2	86400	-	418,432.6
5439000	7/13/2014	218	218	0.3915	85.50	815	6.9080%	Fecal		CFU/100 mL	200	283.2	86400	-	418,432.6
5439000	11/26/2015	218	218	0.3915	85.50	815	6.9080%	Fecal		CFU/100 mL	200	283.2	86400	-	418,432.6
5439000	3/25/2016	218	218	0.3915	85.50	815	6.9080%	Fecal		CFU/100 mL	200	283.2	86400	-	418,432.6
5439000	5/22/2018	218	218	0.3915	85.50	815	6.9080%	Fecal		CFU/100 mL	200	283.2	86400	-	418,432.6
5439000	12/5/2018	218	218	0.3915	85.50	815	6.9080%	Fecal		CFU/100 mL	200	283.2	86400	-	418,432.6
5439000	2/6/1991	217	217	0.3915	85.11	823	6.9758%	Fecal		CFU/100 mL	200	283.2	86400	-	416,516.9
5439000	7/26/1993	217	217	0.3915	85.11	823	6.9758%	Fecal		CFU/100 mL	200	283.2	86400	-	416,516.9
5439000	6/11/1996	217	217	0.3915	85.11	823	6.9758%	Fecal		CFU/100 mL	200	283.2	86400	-	416,516.9
5439000	6/5/2004	217	217	0.3915	85.11	823	6.9758%	Fecal		CFU/100 mL	200	283.2	86400	-	416,516.9
5439000	7/11/2007	217	217	0.3915	85.11	823	6.9758%	Fecal		CFU/100 mL	200	283.2	86400	-	416,516.9
5439000	12/29/2019	217	217	0.3915	85.11	823	6.9758%	Fecal		CFU/100 mL	200	283.2	86400	-	416,516.9
5439000	2/23/1994	216	216	0.3915	84.72	829	7.0266%	Fecal		CFU/100 mL	200	283.2	86400	-	414,601.2
5439000	3/20/2001	216	216	0.3915	84.72	829	7.0266%	Fecal		CFU/100 mL	200	283.2	86400	-	414,601.2
5439000	12/23/2006	216	216	0.3915	84.72	829	7.0266%	Fecal		CFU/100 mL	200	283.2	86400	-	414,601.2
5439000	3/26/2007	216	216	0.3915	84.72	829	7.0266%	Fecal		CFU/100 mL	200	283.2	86400	-	414,601.2
5439000	2/26/2018	216	216	0.3915	84.72	829	7.0266%	Fecal		CFU/100 mL	200	283.2	86400	-	414,601.2
5439000	6/28/1993	215	215	0.3915	84.33	834	7.0690%	Fecal		CFU/100 mL	200	283.2	86400	-	412,685.4
5439000	5/18/2016	215	215	0.3915	84.33	834	7.0690%	Fecal		CFU/100 mL	200	283.2	86400	-	412,685.4
5439000	11/29/2016	215	215	0.3915	84.33	834	7.0690%	Fecal		CFU/100 mL	200	283.2	86400	-	412,685.4
5439000	1/21/2017	215	215	0.3915	84.33	834	7.0690%	Fecal		CFU/100 mL	200	283.2	86400	-	412,685.4
5439000	4/4/2017	215	215	0.3915	84.33	834	7.0690%	Fecal		CFU/100 mL	200	283.2	86400	-	412,685.4
5439000	1/12/2020	215	215	0.3915	84.33	834	7.0690%	Fecal		CFU/100 mL	200	283.2	86400	-	412,685.4
5439000	1/16/1995	214	214	0.3915	83.94	840	7.1199%	Fecal		CFU/100 mL	200	283.2	86400	-	410,769.7
5439000	4/19/1998	214	214	0.3915	83.94	840	7.1199%	Fecal		CFU/100 mL	200	283.2	86400	-	410,769.7
5439000	3/10/2002	214	214	0.3915	83.94	840	7.1199%	Fecal		CFU/100 mL	200	283.2	86400	-	410,769.7
5439000	5/17/2004	214	214	0.3915	83.94	840	7.1199%	Fecal		CFU/100 mL	200	283.2	86400	-	410,769.7
5439000	5/27/2004	214	214	0.3915	83.94	840	7.1199%	Fecal		CFU/100 mL	200	283.2	86400	-	410,769.7
5439000	3/14/2009	214	214	0.3915	83.94	840	7.1199%	Fecal		CFU/100 mL	200	283.2	86400	-	410,769.7
5439000	12/30/2009	214	214	0.3915	83.94	840	7.1199%	Fecal		CFU/100 mL	200	283.2	86400	-	410,769.7
5439000	4/24/2011	214	214	0.3915	83.94	840	7.1199%	Fecal		CFU/100 mL	200	283.2	86400	-	410,769.7
5439000	6/15/2016	214	214	0.3915	83.94	840	7.1199%	Fecal		CFU/100 mL	200	283.2	86400	-	410,769.7
5439000	3/19/2021	214	214	0.3915	83.94	840	7.1199%	Fecal		CFU/100 mL	200	283.2	86400	-	410,769.7
5439000	3/17/1991	213	213	0.3915	83.55	850	7.2046%	Fecal		CFU/100 mL	200	283.2	86400	-	408,854.0
5439000	6/21/1996	213	213	0.3915	83.55	850	7.2046%	Fecal		CFU/100 mL	200	283.2	86400	-	408,854.0
5439000	5/6/1999	213	213	0.3915	83.55	850	7.2046%	Fecal		CFU/100 mL	200	283.2	86400	-	408,854.0
5439000	5/7/1999	213	213	0.3915	83.55	850	7.2046%	Fecal		CFU/100 mL	200	283.2	86400	-	408,854.0
5439000	12/13/2006	213	213	0.3915	83.55	850	7.2046%	Fecal		CFU/100 mL	200	283.2	86400	-	408,854.0
5439000	12/10/2008	213	213	0.3915	83.55	850	7.2046%	Fecal		CFU/100 mL	200	283.2	86400	-	408,854.0
5439000	5/13/2011	213	213	0.3915	83.55	850	7.2046%	Fecal		CFU/100 mL	200	283.2	86400	-	408,854.0
5439000	12/22/2015	213	213	0.3915	83.55	850	7.2046%	Fecal		CFU/100 mL	200	283.2	86400	-	408,854.0
5439000	6/5/2019	213	213	0.3915	83.55	850	7.2046%	Fecal		CFU/100 mL	200	283.2	86400	-	408,854.0
5439000	5/4/1993	212	212	0.3915	83.16	859	7.2809%	Fecal		CFU/100 mL	200	283.2	86400	-	406,938.2
5439000	5/3/2018	212	212	0.3915	83.16	859	7.2809%	Fecal		CFU/100 mL	200	283.2	86400	-	406,938.2
5439000	5/14/1990	211	211	0.3915	82.76	861	7.2978%	Fecal		CFU/100 mL	200	283.2	86400	-	405,022.5
5439000	6/28/1994	211	211	0.3915	82.76	861	7.2978%	Fecal		CFU/100 mL	200	283.2	86400	-	405,022.5
5439000	5/13/1995	211	211	0.3915	82.76	861	7.2978%	Fecal		CFU/100 mL	200	283.2	86400	-	405,022.5
5439000	7/9/2007	211	211	0.3915	82.76	861	7.2978%	Fecal		CFU/100 mL	200	283.2	86400	-	405,022.5
5439000	5/17/2010	211	211	0.3915	82.76	861	7.2978%	Fecal		CFU/100 mL	200	283.2	86400	-	405,022.5
5439000	5/8/2015	211	211	0.3915	82.76	861	7.2978%	Fecal		CFU/100 mL	200	283.2	86400	-	405,022.5
5439000	1/2/2019	211	211	0.3915	82.76	861	7.2978%	Fecal		CFU/100 mL	200	283.2	86400	-	405,022.5
5439000	11/14/1992	210	210	0.3915	82.37	868	7.3572%	Fecal		CFU/100 mL	200	283.2	86400	-	403,106.8
5439000	11/28/1992	210	210	0.3915	82.37	868	7.3572%	Fecal		CFU/100 mL	200	283.2	86400	-	403,106.8
5439000	1/2/2011	210	210	0.3915	82.37	868	7.3572%	Fecal		CFU/100 mL	200	283.2	86400	-	403,106.8
5439000	4/12/2013	210	210	0.3915	82.37	868	7.3572%	Fecal		CFU/100 mL	200	283.2	86400	-	403,106.8
5439000	2/22/2011	209	209	0.3915	81.98	872	7.3911%	Fecal		CFU/100 mL	200	283.2	86400	-	401,191.0
5439000	6/14/2011	209	209	0.3915	81.98	872	7.3911%	Fecal		CFU/100 mL	200	283.2	86400	-	401,191.0
5439000	6/25/2015	209	209	0.3915	81.98	872	7.3911%	Fecal		CFU/100 mL	200	283.2	86400	-	401,191.0
5439000	12/27/2016	209	209	0.3915	81.98	872	7.3911%	Fecal		CFU/100 mL	200	283.2	86400	-	401,191.0
5439000	7/22/2007	208	208	0.3915	81.59	876	7.4250%	Fecal		CFU/100 mL	200	283.2	86400	-	399,275.3
5439000	4/28/2009	208	208	0.3915	81.59	876	7.4250%	Fecal		CFU/100 mL	200	283.2	86400	-	399,275.3
5439000	12/17/2011	208	208	0.3915	81.59	876	7.4250%	Fecal		CFU/100 mL	200	283.2	86400	-	399,275.3
5439000	12/1/1990	207	207	0.3915	81.20	879	7.4504%	Fecal		CFU/100 mL	200	283.2	86400	-	397,359.6
5439000	3/20/1994	207	207	0.3915	81.20	879	7.4504%	Fecal		CFU/100 mL	200	283.2	86400	-	397,359.6
5439000	4/20/1998	207	207	0.3915	81.20	879	7.4504%	Fecal		CFU/100 mL	200	283.2	86400	-	397,359.6
5439000	4/15/2008	207	207	0.3915	81.20	879	7.4504%	Fecal		CFU/100 mL	200	283.2	86400	-	397,359.6

Gage ID	Date	Discharge (CFS)	Gage Discharge (less Surrogate NPDES) (CFS)	Watershed Area Ratio	Calculated flow (CFS)	Rank	Flow Exceedance %	Parameter	Results	Units (mg or micro_gram	Limit/Standard	100mL/CF	sec/day	Actual Load (million colonies/day)	Allowable Load (million colonies/day)
5439000	11/3/2009	207	207	0.3915	81.20	879	7.4504%	Fecal		CFU/100 mL	200	283.2	86400	-	397,359.6
5439000	2/11/2013	207	207	0.3915	81.20	879	7.4504%	Fecal		CFU/100 mL	200	283.2	86400	-	397,359.6
5439000	7/5/2014	207	207	0.3915	81.20	879	7.4504%	Fecal		CFU/100 mL	200	283.2	86400	-	397,359.6
5439000	5/9/2015	207	207	0.3915	81.20	879	7.4504%	Fecal		CFU/100 mL	200	283.2	86400	-	397,359.6
5439000	3/18/1990	206	206	0.3915	80.81	887	7.5182%	Fecal		CFU/100 mL	200	283.2	86400	-	395,443.8
5439000	3/7/1992	206	206	0.3915	80.81	887	7.5182%	Fecal		CFU/100 mL	200	283.2	86400	-	395,443.8
5439000	6/10/1996	206	206	0.3915	80.81	887	7.5182%	Fecal		CFU/100 mL	200	283.2	86400	-	395,443.8
5439000	3/3/2018	206	206	0.3915	80.81	887	7.5182%	Fecal		CFU/100 mL	200	283.2	86400	-	395,443.8
5439000	11/4/2019	206	206	0.3915	80.81	887	7.5182%	Fecal		CFU/100 mL	200	283.2	86400	-	395,443.8
5439000	1/7/1993	205	205	0.3915	80.42	892	7.5606%	Fecal		CFU/100 mL	200	283.2	86400	-	393,528.1
5439000	6/26/2000	205	205	0.3915	80.42	892	7.5606%	Fecal		CFU/100 mL	200	283.2	86400	-	393,528.1
5439000	1/6/2008	205	205	0.3915	80.42	892	7.5606%	Fecal		CFU/100 mL	200	283.2	86400	-	393,528.1
5439000	5/14/2008	205	205	0.3915	80.42	892	7.5606%	Fecal		CFU/100 mL	200	283.2	86400	-	393,528.1
5439000	3/11/2015	205	205	0.3915	80.42	892	7.5606%	Fecal		CFU/100 mL	200	283.2	86400	-	393,528.1
5439000	4/26/2015	205	205	0.3915	80.42	892	7.5606%	Fecal		CFU/100 mL	200	283.2	86400	-	393,528.1
5439000	5/8/1997	204	204	0.3915	80.02	898	7.6115%	Fecal		CFU/100 mL	200	283.2	86400	-	391,612.4
5439000	6/13/2013	204	204	0.3915	80.02	898	7.6115%	Fecal		CFU/100 mL	200	283.2	86400	-	391,612.4
5439000	1/18/2017	204	204	0.3915	80.02	898	7.6115%	Fecal		CFU/100 mL	200	283.2	86400	-	391,612.4
5439000	6/4/2019	204	204	0.3915	80.02	898	7.6115%	Fecal		CFU/100 mL	200	283.2	86400	-	391,612.4
5439000	5/12/1998	203	203	0.3915	79.63	902	7.6454%	Fecal		CFU/100 mL	200	283.2	86400	-	389,696.6
5439000	4/22/2009	203	203	0.3915	79.63	902	7.6454%	Fecal		CFU/100 mL	200	283.2	86400	-	389,696.6
5439000	5/15/2009	203	203	0.3915	79.63	902	7.6454%	Fecal		CFU/100 mL	200	283.2	86400	-	389,696.6
5439000	4/24/1993	202	202	0.3915	79.24	905	7.6708%	Fecal		CFU/100 mL	200	283.2	86400	-	387,780.9
5439000	5/18/2004	202	202	0.3915	79.24	905	7.6708%	Fecal		CFU/100 mL	200	283.2	86400	-	387,780.9
5439000	3/11/2011	202	202	0.3915	79.24	905	7.6708%	Fecal		CFU/100 mL	200	283.2	86400	-	387,780.9
5439000	6/24/2014	202	202	0.3915	79.24	905	7.6708%	Fecal		CFU/100 mL	200	283.2	86400	-	387,780.9
5439000	12/18/2015	202	202	0.3915	79.24	905	7.6708%	Fecal		CFU/100 mL	200	283.2	86400	-	387,780.9
5439000	3/17/2001	201	201	0.3915	78.85	910	7.7132%	Fecal		CFU/100 mL	200	283.2	86400	-	385,865.2
5439000	5/27/2019	201	201	0.3915	78.85	910	7.7132%	Fecal		CFU/100 mL	200	283.2	86400	-	385,865.2
5439000	3/22/1991	200	200	0.3915	78.46	912	7.7301%	Fecal		CFU/100 mL	200	283.2	86400	-	383,949.4
5439000	12/19/1992	200	200	0.3915	78.46	912	7.7301%	Fecal		CFU/100 mL	200	283.2	86400	-	383,949.4
5439000	4/7/1993	200	200	0.3915	78.46	912	7.7301%	Fecal		CFU/100 mL	200	283.2	86400	-	383,949.4
5439000	5/31/1995	200	200	0.3915	78.46	912	7.7301%	Fecal		CFU/100 mL	200	283.2	86400	-	383,949.4
5439000	6/5/1995	200	200	0.3915	78.46	912	7.7301%	Fecal		CFU/100 mL	200	283.2	86400	-	383,949.4
5439000	6/14/1998	200	200	0.3915	78.46	912	7.7301%	Fecal		CFU/100 mL	200	283.2	86400	-	383,949.4
5439000	3/21/2001	200	200	0.3915	78.46	912	7.7301%	Fecal		CFU/100 mL	200	283.2	86400	-	383,949.4
5439000	5/3/2009	200	200	0.3915	78.46	912	7.7301%	Fecal		CFU/100 mL	200	283.2	86400	-	383,949.4
5439000	12/3/2015	200	200	0.3915	78.46	912	7.7301%	Fecal		CFU/100 mL	200	283.2	86400	-	383,949.4
5439000	6/3/2019	200	200	0.3915	78.46	912	7.7301%	Fecal		CFU/100 mL	200	283.2	86400	-	383,949.4
5439000	11/27/1990	199	199	0.3915	78.07	922	7.8149%	Fecal		CFU/100 mL	200	283.2	86400	-	382,033.7
5439000	5/14/1995	199	199	0.3915	78.07	922	7.8149%	Fecal		CFU/100 mL	200	283.2	86400	-	382,033.7
5439000	2/13/1998	199	199	0.3915	78.07	922	7.8149%	Fecal		CFU/100 mL	200	283.2	86400	-	382,033.7
5439000	6/4/1999	199	199	0.3915	78.07	922	7.8149%	Fecal		CFU/100 mL	200	283.2	86400	-	382,033.7
5439000	2/15/2005	199	199	0.3915	78.07	922	7.8149%	Fecal		CFU/100 mL	200	283.2	86400	-	382,033.7
5439000	9/2/2007	199	199	0.3915	78.07	922	7.8149%	Fecal		CFU/100 mL	200	283.2	86400	-	382,033.7
5439000	3/3/1991	198	198	0.3915	77.68	928	7.8657%	Fecal		CFU/100 mL	200	283.2	86400	-	380,118.0
5439000	8/24/1993	198	198	0.3915	77.68	928	7.8657%	Fecal		CFU/100 mL	200	283.2	86400	-	380,118.0
5439000	2/24/1994	198	198	0.3915	77.68	928	7.8657%	Fecal		CFU/100 mL	200	283.2	86400	-	380,118.0
5439000	3/17/2010	198	198	0.3915	77.68	928	7.8657%	Fecal		CFU/100 mL	200	283.2	86400	-	380,118.0
5439000	10/17/2017	198	198	0.3915	77.68	928	7.8657%	Fecal		CFU/100 mL	200	283.2	86400	-	380,118.0
5439000	5/13/2019	198	198	0.3915	77.68	928	7.8657%	Fecal		CFU/100 mL	200	283.2	86400	-	380,118.0
5439000	4/2/2020	198	198	0.3915	77.68	928	7.8657%	Fecal		CFU/100 mL	200	283.2	86400	-	380,118.0
5439000	5/23/2020	198	198	0.3915	77.68	928	7.8657%	Fecal		CFU/100 mL	200	283.2	86400	-	380,118.0
5439000	5/4/2016	197	197	0.3915	77.28	936	7.9335%	Fecal		CFU/100 mL	200	283.2	86400	-	378,202.2
5439000	5/26/2019	197	197	0.3915	77.28	936	7.9335%	Fecal		CFU/100 mL	200	283.2	86400	-	378,202.2
5439000	3/5/2021	197	197	0.3915	77.28	936	7.9335%	Fecal		CFU/100 mL	200	283.2	86400	-	378,202.2
5439000	5/6/1993	196	196	0.3915	76.89	939	7.9590%	Fecal		CFU/100 mL	200	283.2	86400	-	376,286.5
5439000	4/25/2007	196	196	0.3915	76.89	939	7.9590%	Fecal		CFU/100 mL	200	283.2	86400	-	376,286.5
5439000	10/26/2009	196	196	0.3915	76.89	939	7.9590%	Fecal		CFU/100 mL	200	283.2	86400	-	376,286.5
5439000	3/7/2011	196	196	0.3915	76.89	939	7.9590%	Fecal		CFU/100 mL	200	283.2	86400	-	376,286.5
5439000	7/28/2017	196	196	0.3915	76.89	939	7.9590%	Fecal		CFU/100 mL	200	283.2	86400	-	376,286.5
5439000	3/10/1993	195	195	0.3915	76.50	944	8.0014%	Fecal		CFU/100 mL	200	283.2	86400	-	374,370.8
5439000	3/29/2004	195	195	0.3915	76.50	944	8.0014%	Fecal		CFU/100 mL	200	283.2	86400	-	374,370.8
5439000	5/10/2015	195	195	0.3915	76.50	944	8.0014%	Fecal		CFU/100 mL	200	283.2	86400	-	374,370.8
5439000	9/18/2019	195	195	0.3915	76.50	944	8.0014%	Fecal		CFU/100 mL	200	283.2	86400	-	374,370.8
5439000	3/13/2021	195	195	0.3915	76.50	944	8.0014%	Fecal		CFU/100 mL	200	283.2	86400	-	374,370.8
5439000	3/1/2009	194	194	0.3915	76.11	949	8.0437%	Fecal		CFU/100 mL	200	283.2	86400	-	372,455.0
5439000	6/27/2010	194	194	0.3915	76.11	949	8.0437%	Fecal		CFU/100 mL	200	283.2	86400	-	372,455.0
5439000	7/13/2015	194	194	0.3915	76.11	949	8.0437%	Fecal		CFU/100 mL	200	283.2	86400	-	372,455.0
5439000	5/10/2017	194	194	0.3915	76.11	949	8.0437%	Fecal		CFU/100 mL	200	283.2	86400	-	372,455.0
5439000	12/31/2019	194	194	0.3915	76.11	949	8.0437%	Fecal		CFU/100 mL	200	283.2	86400	-	372,455.0
5439000	12/1/1991	193	193	0.3915	75.72	954	8.0861%	Fecal		CFU/100 mL	200	283.2	86400	-	370,539.3
5439000	6/13/1993	193	193	0.3915	75.72	954	8.0861%	Fecal		CFU/100 mL	200	283.2	86400	-	370,539.3
5439000	11/11/1994	193	193	0.3915	75.72	954	8.0861%	Fecal		CFU/100 mL	200	283.2	86400	-	370,539.3
5439000	8/10/1996	193	193	0.3915	75.72	954	8.0861%	Fecal		CFU/100 mL	200	283.2	86400	-	370,539.3
5439000	1/13/2005	193	193	0.3915	75.72	954	8.0861%	Fecal		CFU/100 mL	200	283.2	86400	-	370,539.3
5439000	12/14/2006	193	193	0.3915	75.72	954	8.0861%	Fecal		CFU/100 mL	200	283.2	86400	-	370,539.3
5439000	4/29/2009	193	193	0.3915	75.72	954	8.0861%	Fecal		CFU/100 mL	200	283.2	86400	-	370,539.3
5439000	10/27/2009	193	193	0.3915	75.72	954	8.0861%	Fecal		CFU/100 mL	200	283.2	86400	-	370,539.3
5439000	6/28/2010	193	193	0.3915	75.72	954	8.0861%	Fecal		CFU/100 mL	200	283.2	86400	-	370,539.3
5439000	4/27/2013	193	193	0.3915	75.72	954	8.0861%	Fecal		CFU/100 mL	200	283.2	86400	-	370,539.3
5439000	1/1/2016	193	193	0.3915	75.72	954	8.0861%	Fecal		CFU/100 mL	200	283.2	86400	-	370,539.3
5439000	10/8/2019	193	193	0.3915	75.72	954	8.0861%	Fecal		CFU/100 mL	200	283.2	86400	-	370,539.3
5439000	7/31/1996	192	192	0.3915	75.33	966	8.1878%	Fecal		CFU/100 mL	200	283.2	86400	-	368,623.6
5439000	4/18/1999	192	192	0.3915	75.33	966	8.1878%	Fecal		CFU/100 mL	200	283.2	86400	-	368,623.6
5439000	3/15/2001	192	192	0.3915	75.33	966	8.1878%	Fecal		CFU/100 mL	200	283.2	86400	-	368,623.6
5439000	6/10/2002	192	192	0.3915	75.33	966	8.1878%	Fecal		CFU/100 mL	200	283.2	86400	-	368,623.6
5439000	4/29/2007	192	192	0.3915	75.33	966	8.1878%	Fecal		CFU/100 mL	200	283.2	86400	-	368,623.6
5439000	11/11/2011	192	192	0.3915	75.33	966	8.1878%	Fecal		CFU/100 mL	200	283.2	86400	-	368,623.6
5439000	3/15/2015	192	192	0.3915	75.33	966	8.1878%	Fecal		CFU/100 mL	200	283.2	86400	-	368,623.6
5439000	6/24/2015	192	192	0.3915	75.33	966	8.1878%	Fecal		CFU/100 mL	200	283.2	86400	-	368,623.6
5439000	4/9/2017	192	192	0.3915	75.33	966	8.1878%	Fecal		CFU/100 mL	200	283.2	86400	-	368,623.6
5439000	5/21/2019	192	192	0.3915	75.33	966	8.1878%	Fecal		CFU/100 mL	200	283.2	86400	-	368,623.6
5439000	5/5/1990	191	191	0.3915	74.93	976	8.2726%	Fecal		CFU/100 mL	200	283.2	86400	-	366,707.8
5439000	9/16/1993	191	191	0.3915	74.93	976	8.2726%	Fecal		CFU/100 mL	200	283.2	86400	-	366,707.8
5439000	4/14/1995	191	191	0.3915	74.93	976	8.2726%	Fecal		CFU/100 mL	200	283.2	86400	-	366,707.8
5439000	4/24/1998	191	191	0.3915	74.93	976	8.2726%	Fecal		CFU/100 mL	200	283.2	86400	-	366,707.8
5439000	3/18/2019	191	191	0.3915	74.93	976	8.2726%	Fecal		CFU/100 mL	200	283.2	86400	-	366,707.8
5439000	2/5/1993	190	190	0.3915	74.54	981	8.3150%	Fecal		CFU/100 mL	200	283.2	86400	-	364,792.1
5439000	4/11/1998	190	190	0.3915	74.54	981	8.3150%	Fecal		CFU/100 mL	200	283.2	86400	-	364,792.1
5439000	5/19/2002	190	190	0.3915	74.54	981	8.3150%	Fecal		CFU/100 mL	200	283.2	86400	-	364,792.1
5439000	3/28/2009	190	190	0.3915	74.54	981	8.3150%	Fecal		CFU/100 mL	200	283.2	86400	-	364,792.1
5439000	3/20/2021	190	190	0.3915	74.54	981	8.3150%	Fecal		CFU/100 mL	200	283.2	86400	-	364,792.1
5439000	8/21/1990	189	189	0.3915	74.15	986	8.3573%	Fecal		CFU/100 mL	200	283.2	86400	-	362,876.4
5439000	5/7/2009	189	189	0.3915	74.15	986	8.3573%	Fecal		CFU/100 mL	200	283.2	86400	-	362,876.4
5439000	9/30/1993	188	188	0.3915	73.76	988	8.3743%	Fecal		CFU/100 mL	200	283.2	86400	-	360,960.6
5439000	3/15/2009	188	188	0.3915	73.76	988	8.3743%	Fecal		CFU/100 mL	200	283.2	86400	-	360,960.6
5439000	4/4/2009	188	188	0.3915	73.76	988	8.3743%	Fecal		CFU/100 mL	200	283.2	86400	-	360,960.6
5439000	5/28/2009	188	188	0.3915	73.76	988	8.3743%	Fecal		CFU/100 mL	200	283.2	86400	-	360,960.6
5439000	6/14/2013	188	188	0.3915	73.76	988	8.3743%	Fecal		CFU/100 mL	200	283.2	86400	-	360,960.6
5439000	6/12/2014	188	188	0.3915	73.76	988	8.3743%	Fecal		CFU/100 mL	200	283.2	86400	-	360,960.6
5439000	4/18/1991	187	187	0.3915	73.37	994	8.4252%	Fecal		CFU/100 mL	200	283.2	86400	-	359,044.9
5439000	4/29/1995	187	187	0.3915	73.37	994	8.4252%	Fecal		CFU/100 mL	200	283.2	86400	-	359,044.9
5439000	5/21/1996	187	187	0.3915	73.37	994	8.4252%	Fecal		CFU/100 mL	200	283.2	86400	-	359,044.9
5439000	3/18/2001	187	187	0.3915	73.37	994	8.4252%	Fecal		CFU/100 mL	200	283.2	86400	-	359,044.9
5439000	1/12/2008	187	187	0.3915	73.37	994	8.4252%	Fecal		CFU/100 mL	200	283.2	86400	-	359,044.9
5439000	4/8/2010	187	187	0.3915	73.37	994	8.4252%	Fecal		CFU/100 mL	200	283.2	86400	-	359,044.9
5439000	6/23/2016	187	187	0.3915	73.37	994	8.4252%	Fecal		CFU/100 mL	200	283.2	86400	-	359,044.9
5439000	5/6/2017	187	187	0.3915	73.37	994	8.4252%	Fecal		CFU/100 mL	200	283.2	86400	-	359,044.9
5439000	5/27/2017	187	187	0.3915	73.37	994	8.4252%	Fecal		CFU/100 mL	200	283.2	86400	-	359,044.9
5439000	4/28/2019	187	187	0.3915	73.37	994	8.4252%	Fecal		CFU/100 mL	200	283.2	86400	-	359,044.9
5439000	6/3/1991	186	186	0.3915	72.98	1004	8.5099%	Fecal		CFU/100 mL	200	283.2	86400	-	357,129.2
5439000	6/26/1996	186	186	0.3915	72.98	1004	8.5099%	Fecal		CFU/100 mL	200	283.2	86400	-	357,129.2
5439000	3/5/1997	186	186	0.3915	72.98	1004	8.5099%	Fecal		CFU/100 mL	200	283.2	86400	-	357,129.2
5439000	1/29/1999	186	186	0.3915	72.98	1004	8.5099%	Fecal		CFU/100 mL	200	283.2	86400	-	357,129.2
5439000	6/10/2008	186	186	0.3915	72.98	1004	8.5099%	Fecal		CFU/100 mL	200	283.2	86400	-	357,129.2

Gage ID	Date	Discharge (CFS)	Gage Discharge (less Surrogate NPDES) (CFS)	Watershed Area Ratio	Calculated flow (CFS)	Rank	Flow Exceedance %	Parameter	Results	Units (mg or micro_gram	Limit/Standard	100mL/CF	sec/day	Actual Load (million colonies/day)	Allowable Load (million colonies/day)
5439000	3/1/2011	186	186	0.3915	72.98	1004	8.5099%	Fecal		CFU/100 mL	200	283.2	86400	-	357,129.2
5439000	5/2/2020	186	186	0.3915	72.98	1004	8.5099%	Fecal		CFU/100 mL	200	283.2	86400	-	357,129.2
5439000	6/18/2000	185	185	0.3915	72.59	1011	8.5692%	Fecal		CFU/100 mL	200	283.2	86400	-	355,213.4
5439000	6/6/2004	185	185	0.3915	72.59	1011	8.5692%	Fecal		CFU/100 mL	200	283.2	86400	-	355,213.4
5439000	9/22/2008	185	185	0.3915	72.59	1011	8.5692%	Fecal		CFU/100 mL	200	283.2	86400	-	355,213.4
5439000	6/15/2011	185	185	0.3915	72.59	1011	8.5692%	Fecal		CFU/100 mL	200	283.2	86400	-	355,213.4
5439000	4/4/2014	185	185	0.3915	72.59	1011	8.5692%	Fecal		CFU/100 mL	200	283.2	86400	-	355,213.4
5439000	1/20/2017	185	185	0.3915	72.59	1011	8.5692%	Fecal		CFU/100 mL	200	283.2	86400	-	355,213.4
5439000	1/22/2017	185	185	0.3915	72.59	1011	8.5692%	Fecal		CFU/100 mL	200	283.2	86400	-	355,213.4
5439000	5/18/1991	184	184	0.3915	72.19	1018	8.6286%	Fecal		CFU/100 mL	200	283.2	86400	-	353,297.7
5439000	4/12/1993	184	184	0.3915	72.19	1018	8.6286%	Fecal		CFU/100 mL	200	283.2	86400	-	353,297.7
5439000	4/30/1999	184	184	0.3915	72.19	1018	8.6286%	Fecal		CFU/100 mL	200	283.2	86400	-	353,297.7
5439000	5/17/1999	184	184	0.3915	72.19	1018	8.6286%	Fecal		CFU/100 mL	200	283.2	86400	-	353,297.7
5439000	5/15/2003	184	184	0.3915	72.19	1018	8.6286%	Fecal		CFU/100 mL	200	283.2	86400	-	353,297.7
5439000	3/7/2004	184	184	0.3915	72.19	1018	8.6286%	Fecal		CFU/100 mL	200	283.2	86400	-	353,297.7
5439000	1/27/2010	184	184	0.3915	72.19	1018	8.6286%	Fecal		CFU/100 mL	200	283.2	86400	-	353,297.7
5439000	3/8/1994	183	183	0.3915	71.80	1025	8.6879%	Fecal		CFU/100 mL	200	283.2	86400	-	351,382.0
5439000	4/3/1998	183	183	0.3915	71.80	1025	8.6879%	Fecal		CFU/100 mL	200	283.2	86400	-	351,382.0
5439000	5/28/2004	183	183	0.3915	71.80	1025	8.6879%	Fecal		CFU/100 mL	200	283.2	86400	-	351,382.0
5439000	6/14/2004	183	183	0.3915	71.80	1025	8.6879%	Fecal		CFU/100 mL	200	283.2	86400	-	351,382.0
5439000	4/5/2010	183	183	0.3915	71.80	1025	8.6879%	Fecal		CFU/100 mL	200	283.2	86400	-	351,382.0
5439000	6/4/2011	183	183	0.3915	71.80	1025	8.6879%	Fecal		CFU/100 mL	200	283.2	86400	-	351,382.0
5439000	12/26/2015	183	183	0.3915	71.80	1025	8.6879%	Fecal		CFU/100 mL	200	283.2	86400	-	351,382.0
5439000	2/3/2016	183	183	0.3915	71.80	1025	8.6879%	Fecal		CFU/100 mL	200	283.2	86400	-	351,382.0
5439000	3/30/1991	182	182	0.3915	71.41	1033	8.7557%	Fecal		CFU/100 mL	200	283.2	86400	-	349,466.2
5439000	11/29/1992	182	182	0.3915	71.41	1033	8.7557%	Fecal		CFU/100 mL	200	283.2	86400	-	349,466.2
5439000	6/27/1993	182	182	0.3915	71.41	1033	8.7557%	Fecal		CFU/100 mL	200	283.2	86400	-	349,466.2
5439000	3/5/2007	182	182	0.3915	71.41	1033	8.7557%	Fecal		CFU/100 mL	200	283.2	86400	-	349,466.2
5439000	4/29/2011	182	182	0.3915	71.41	1033	8.7557%	Fecal		CFU/100 mL	200	283.2	86400	-	349,466.2
5439000	12/21/2015	182	182	0.3915	71.41	1033	8.7557%	Fecal		CFU/100 mL	200	283.2	86400	-	349,466.2
5439000	7/28/1996	181	181	0.3915	71.02	1039	8.8066%	Fecal		CFU/100 mL	200	283.2	86400	-	347,550.5
5439000	2/4/1999	181	181	0.3915	71.02	1039	8.8066%	Fecal		CFU/100 mL	200	283.2	86400	-	347,550.5
5439000	6/11/2002	181	181	0.3915	71.02	1039	8.8066%	Fecal		CFU/100 mL	200	283.2	86400	-	347,550.5
5439000	12/9/2008	181	181	0.3915	71.02	1039	8.8066%	Fecal		CFU/100 mL	200	283.2	86400	-	347,550.5
5439000	5/18/2011	181	181	0.3915	71.02	1039	8.8066%	Fecal		CFU/100 mL	200	283.2	86400	-	347,550.5
5439000	3/9/2019	181	181	0.3915	71.02	1039	8.8066%	Fecal		CFU/100 mL	200	283.2	86400	-	347,550.5
5439000	6/6/2019	181	181	0.3915	71.02	1039	8.8066%	Fecal		CFU/100 mL	200	283.2	86400	-	347,550.5
5439000	5/20/1990	180	180	0.3915	70.63	1046	8.8659%	Fecal		CFU/100 mL	200	283.2	86400	-	345,634.8
5439000	3/23/1991	180	180	0.3915	70.63	1046	8.8659%	Fecal		CFU/100 mL	200	283.2	86400	-	345,634.8
5439000	4/14/1991	180	180	0.3915	70.63	1046	8.8659%	Fecal		CFU/100 mL	200	283.2	86400	-	345,634.8
5439000	6/23/1993	180	180	0.3915	70.63	1046	8.8659%	Fecal		CFU/100 mL	200	283.2	86400	-	345,634.8
5439000	3/31/1998	180	180	0.3915	70.63	1046	8.8659%	Fecal		CFU/100 mL	200	283.2	86400	-	345,634.8
5439000	5/6/1998	180	180	0.3915	70.63	1046	8.8659%	Fecal		CFU/100 mL	200	283.2	86400	-	345,634.8
5439000	3/16/2007	180	180	0.3915	70.63	1046	8.8659%	Fecal		CFU/100 mL	200	283.2	86400	-	345,634.8
5439000	7/7/2015	180	180	0.3915	70.63	1046	8.8659%	Fecal		CFU/100 mL	200	283.2	86400	-	345,634.8
5439000	12/28/2015	180	180	0.3915	70.63	1046	8.8659%	Fecal		CFU/100 mL	200	283.2	86400	-	345,634.8
5439000	6/19/2018	180	180	0.3915	70.63	1046	8.8659%	Fecal		CFU/100 mL	200	283.2	86400	-	345,634.8
5439000	3/10/1998	179	179	0.3915	70.24	1056	8.9507%	Fecal		CFU/100 mL	200	283.2	86400	-	343,719.0
5439000	4/11/2002	179	179	0.3915	70.24	1056	8.9507%	Fecal		CFU/100 mL	200	283.2	86400	-	343,719.0
5439000	6/25/2010	179	179	0.3915	70.24	1056	8.9507%	Fecal		CFU/100 mL	200	283.2	86400	-	343,719.0
5439000	3/8/1990	178	178	0.3915	69.85	1059	8.9761%	Fecal		CFU/100 mL	200	283.2	86400	-	341,803.3
5439000	3/21/1998	178	178	0.3915	69.85	1059	8.9761%	Fecal		CFU/100 mL	200	283.2	86400	-	341,803.3
5439000	11/10/1998	178	178	0.3915	69.85	1059	8.9761%	Fecal		CFU/100 mL	200	283.2	86400	-	341,803.3
5439000	11/11/1998	178	178	0.3915	69.85	1059	8.9761%	Fecal		CFU/100 mL	200	283.2	86400	-	341,803.3
5439000	6/24/2000	178	178	0.3915	69.85	1059	8.9761%	Fecal		CFU/100 mL	200	283.2	86400	-	341,803.3
5439000	6/5/2001	178	178	0.3915	69.85	1059	8.9761%	Fecal		CFU/100 mL	200	283.2	86400	-	341,803.3
5439000	3/8/2010	178	178	0.3915	69.85	1059	8.9761%	Fecal		CFU/100 mL	200	283.2	86400	-	341,803.3
5439000	5/27/2015	178	178	0.3915	69.85	1059	8.9761%	Fecal		CFU/100 mL	200	283.2	86400	-	341,803.3
5439000	1/8/1998	177	177	0.3915	69.45	1067	9.0439%	Fecal		CFU/100 mL	200	283.2	86400	-	339,887.6
5439000	5/12/2000	177	177	0.3915	69.45	1067	9.0439%	Fecal		CFU/100 mL	200	283.2	86400	-	339,887.6
5439000	4/10/2015	177	177	0.3915	69.45	1067	9.0439%	Fecal		CFU/100 mL	200	283.2	86400	-	339,887.6
5439000	6/25/2018	177	177	0.3915	69.45	1067	9.0439%	Fecal		CFU/100 mL	200	283.2	86400	-	339,887.6
5439000	7/4/2000	176	176	0.3915	69.06	1071	9.0778%	Fecal		CFU/100 mL	200	283.2	86400	-	337,971.8
5439000	3/1/2001	176	176	0.3915	69.06	1071	9.0778%	Fecal		CFU/100 mL	200	283.2	86400	-	337,971.8
5439000	3/30/2004	176	176	0.3915	69.06	1071	9.0778%	Fecal		CFU/100 mL	200	283.2	86400	-	337,971.8
5439000	3/27/2007	176	176	0.3915	69.06	1071	9.0778%	Fecal		CFU/100 mL	200	283.2	86400	-	337,971.8
5439000	9/3/2007	176	176	0.3915	69.06	1071	9.0778%	Fecal		CFU/100 mL	200	283.2	86400	-	337,971.8
5439000	1/3/2009	176	176	0.3915	69.06	1071	9.0778%	Fecal		CFU/100 mL	200	283.2	86400	-	337,971.8
5439000	5/18/2009	176	176	0.3915	69.06	1071	9.0778%	Fecal		CFU/100 mL	200	283.2	86400	-	337,971.8
5439000	6/11/2009	176	176	0.3915	69.06	1071	9.0778%	Fecal		CFU/100 mL	200	283.2	86400	-	337,971.8
5439000	3/17/2013	176	176	0.3915	69.06	1071	9.0778%	Fecal		CFU/100 mL	200	283.2	86400	-	337,971.8
5439000	11/30/2015	176	176	0.3915	69.06	1071	9.0778%	Fecal		CFU/100 mL	200	283.2	86400	-	337,971.8
5439000	5/19/2016	176	176	0.3915	69.06	1071	9.0778%	Fecal		CFU/100 mL	200	283.2	86400	-	337,971.8
5439000	6/16/2016	176	176	0.3915	69.06	1071	9.0778%	Fecal		CFU/100 mL	200	283.2	86400	-	337,971.8
5439000	3/18/2021	176	176	0.3915	69.06	1071	9.0778%	Fecal		CFU/100 mL	200	283.2	86400	-	337,971.8
5439000	5/15/1990	175	175	0.3915	68.67	1084	9.1880%	Fecal		CFU/100 mL	200	283.2	86400	-	336,056.1
5439000	1/25/1993	175	175	0.3915	68.67	1084	9.1880%	Fecal		CFU/100 mL	200	283.2	86400	-	336,056.1
5439000	5/3/1993	175	175	0.3915	68.67	1084	9.1880%	Fecal		CFU/100 mL	200	283.2	86400	-	336,056.1
5439000	5/7/1993	175	175	0.3915	68.67	1084	9.1880%	Fecal		CFU/100 mL	200	283.2	86400	-	336,056.1
5439000	7/22/1993	175	175	0.3915	68.67	1084	9.1880%	Fecal		CFU/100 mL	200	283.2	86400	-	336,056.1
5439000	7/26/1996	175	175	0.3915	68.67	1084	9.1880%	Fecal		CFU/100 mL	200	283.2	86400	-	336,056.1
5439000	2/2/2001	175	175	0.3915	68.67	1084	9.1880%	Fecal		CFU/100 mL	200	283.2	86400	-	336,056.1
5439000	6/5/2008	175	175	0.3915	68.67	1084	9.1880%	Fecal		CFU/100 mL	200	283.2	86400	-	336,056.1
5439000	6/15/2009	175	175	0.3915	68.67	1084	9.1880%	Fecal		CFU/100 mL	200	283.2	86400	-	336,056.1
5439000	7/3/2013	175	175	0.3915	68.67	1084	9.1880%	Fecal		CFU/100 mL	200	283.2	86400	-	336,056.1
5439000	5/14/2017	175	175	0.3915	68.67	1084	9.1880%	Fecal		CFU/100 mL	200	283.2	86400	-	336,056.1
5439000	10/1/1993	174	174	0.3915	68.28	1095	9.2812%	Fecal		CFU/100 mL	200	283.2	86400	-	334,140.4
5439000	6/17/1999	174	174	0.3915	68.28	1095	9.2812%	Fecal		CFU/100 mL	200	283.2	86400	-	334,140.4
5439000	3/22/2001	174	174	0.3915	68.28	1095	9.2812%	Fecal		CFU/100 mL	200	283.2	86400	-	334,140.4
5439000	5/19/2004	174	174	0.3915	68.28	1095	9.2812%	Fecal		CFU/100 mL	200	283.2	86400	-	334,140.4
5439000	4/3/2008	174	174	0.3915	68.28	1095	9.2812%	Fecal		CFU/100 mL	200	283.2	86400	-	334,140.4
5439000	2/27/2018	174	174	0.3915	68.28	1095	9.2812%	Fecal		CFU/100 mL	200	283.2	86400	-	334,140.4
5439000	6/9/2018	174	174	0.3915	68.28	1095	9.2812%	Fecal		CFU/100 mL	200	283.2	86400	-	334,140.4
5439000	3/19/1990	173	173	0.3915	67.89	1102	9.3406%	Fecal		CFU/100 mL	200	283.2	86400	-	332,224.6
5439000	5/13/1998	173	173	0.3915	67.89	1102	9.3406%	Fecal		CFU/100 mL	200	283.2	86400	-	332,224.6
5439000	5/16/1999	173	173	0.3915	67.89	1102	9.3406%	Fecal		CFU/100 mL	200	283.2	86400	-	332,224.6
5439000	6/7/2001	173	173	0.3915	67.89	1102	9.3406%	Fecal		CFU/100 mL	200	283.2	86400	-	332,224.6
5439000	5/6/2003	173	173	0.3915	67.89	1102	9.3406%	Fecal		CFU/100 mL	200	283.2	86400	-	332,224.6
5439000	4/25/2011	173	173	0.3915	67.89	1102	9.3406%	Fecal		CFU/100 mL	200	283.2	86400	-	332,224.6
5439000	2/9/2019	173	173	0.3915	67.89	1102	9.3406%	Fecal		CFU/100 mL	200	283.2	86400	-	332,224.6
5439000	2/11/1998	172	172	0.3915	67.50	1109	9.3999%	Fecal		CFU/100 mL	200	283.2	86400	-	330,308.9
5439000	11/4/2009	172	172	0.3915	67.50	1109	9.3999%	Fecal		CFU/100 mL	200	283.2	86400	-	330,308.9
5439000	12/31/2009	172	172	0.3915	67.50	1109	9.3999%	Fecal		CFU/100 mL	200	283.2	86400	-	330,308.9
5439000	3/1/2012	172	172	0.3915	67.50	1109	9.3999%	Fecal		CFU/100 mL	200	283.2	86400	-	330,308.9
5439000	6/29/2018	172	172	0.3915	67.50	1109	9.3999%	Fecal		CFU/100 mL	200	283.2	86400	-	330,308.9
5439000	9/26/2019	172	172	0.3915	67.50	1109	9.3999%	Fecal		CFU/100 mL	200	283.2	86400	-	330,308.9
5439000	5/24/2020	172	172	0.3915	67.50	1109	9.3999%	Fecal		CFU/100 mL	200	283.2	86400	-	330,308.9
5439000	6/7/1993	171	171	0.3915	67.11	1116	9.4592%	Fecal		CFU/100 mL	200	283.2	86400	-	328,393.2
5439000	11/13/1995	171	171	0.3915	67.11	1116	9.4592%	Fecal		CFU/100 mL	200	283.2	86400	-	328,393.2
5439000	6/12/1996	171	171	0.3915	67.11	1116	9.4592%	Fecal		CFU/100 mL	200	283.2	86400	-	328,393.2
5439000	5/9/1997	171	171	0.3915	67.11	1116	9.4592%	Fecal		CFU/100 mL	200	283.2	86400	-	328,393.2
5439000	2/1/1999	171	171	0.3915	67.11	1116	9.4592%	Fecal		CFU/100 mL	200	283.2	86400	-	328,393.2
5439000	2/16/2001	171	171	0.3915	67.11	1116	9.4592%	Fecal		CFU/100 mL	200	283.2	86400	-	328,393.2
5439000	5/2/2003	171	171	0.3915	67.11	1116	9.4592%	Fecal		CFU/100 mL	200	283.2	86400	-	328,393.2
5439000	8/11/2007	171	171	0.3915	67.11	1116	9.4592%	Fecal		CFU/100 mL	200	283.2	86400	-	328,393.2
5439000	4/26/2009	171	171	0.3915	67.11	1116	9.4592%	Fecal		CFU/100 mL	200	283.2	86400	-	328,393.2
5439000	5/13/2015	171	171	0.3915	67.11	1116	9.4592%	Fecal		CFU/100 mL	200	283.2	86400	-	328,393.2
5439000	5/16/2019	171	171	0.3915	67.11	1116	9.4592%	Fecal		CFU/100 mL	200	283.2	86400	-	328,393.2
5439000	10/12/2019	171	171	0.3915	67.11	1116	9.4592%	Fecal		CFU/100 mL	200	283.2	86400	-	328,393.2
5439000	4/8/1998	170	170	0.3915	66.71	1128	9.5609%	Fecal		CFU/100 mL	200	283.2	86400	-	326,477.4
5439000	3/31/2004	170	170	0.3915	66.71	1128	9.5609%	Fecal		CFU/100 mL	200	283.2	86400	-	326,477.4
5439000	12/15/2006	170	170	0.3915	66.71	1128	9.5609%	Fecal		CFU/100 mL	200	283.2	86400	-	326,477.4
5439000	2/26/2009	170	170	0.3915	66.71	1128	9.5609%	Fecal		CFU/100 mL	200	283.2	86400	-	326,477.4
5439000	7/25/2010	170	170	0.3915	66.71	1128	9.5609%	Fecal		CFU/100 mL	200	283.2	86400	-	326,477.4
5439000	2/29/2012	170	170	0.3915	66.71	1128	9.5609%	Fecal		CFU/100 mL	200	283.2	86400	-	326,477.4
5439000	6/26/2015	170	170	0.3915	66.71	1128	9.5609%	Fecal		CFU/100 mL	200	283.2	86400	-	326,477.4

Gage ID	Date	Discharge (CFS)	Gage Discharge (less Surrogate NPDES) (CFS)	Watershed Area Ratio	Calculated flow (CFS)	Rank	Flow Exceedance %	Parameter	Results	Units (mg or micro_gram	Limit/Standard	100mL/CF	sec/day	Actual Load (million colonies/day)	Allowable Load (million colonies/day)
5439000	5/26/2016	170	170	0.3915	66.71	1128	9.5609%	Fecal		CFU/100 mL	200	283.2	86400	-	326,477.4
5439000	5/17/2018	170	170	0.3915	66.71	1128	9.5609%	Fecal		CFU/100 mL	200	283.2	86400	-	326,477.4
5439000	5/21/2018	170	170	0.3915	66.71	1128	9.5609%	Fecal		CFU/100 mL	200	283.2	86400	-	326,477.4
5439000	10/11/2019	170	170	0.3915	66.71	1128	9.5609%	Fecal		CFU/100 mL	200	283.2	86400	-	326,477.4
5439000	4/30/1993	169	169	0.3915	66.32	1139	9.6542%	Fecal		CFU/100 mL	200	283.2	86400	-	324,561.7
5439000	6/22/1996	169	169	0.3915	66.32	1139	9.6542%	Fecal		CFU/100 mL	200	283.2	86400	-	324,561.7
5439000	1/31/1999	169	169	0.3915	66.32	1139	9.6542%	Fecal		CFU/100 mL	200	283.2	86400	-	324,561.7
5439000	4/23/2000	169	169	0.3915	66.32	1139	9.6542%	Fecal		CFU/100 mL	200	283.2	86400	-	324,561.7
5439000	10/23/2001	169	169	0.3915	66.32	1139	9.6542%	Fecal		CFU/100 mL	200	283.2	86400	-	324,561.7
5439000	7/20/2008	169	169	0.3915	66.32	1139	9.6542%	Fecal		CFU/100 mL	200	283.2	86400	-	324,561.7
5439000	10/25/2008	169	169	0.3915	66.32	1139	9.6542%	Fecal		CFU/100 mL	200	283.2	86400	-	324,561.7
5439000	3/18/2010	169	169	0.3915	66.32	1139	9.6542%	Fecal		CFU/100 mL	200	283.2	86400	-	324,561.7
5439000	5/9/2012	169	169	0.3915	66.32	1139	9.6542%	Fecal		CFU/100 mL	200	283.2	86400	-	324,561.7
5439000	5/4/2018	169	169	0.3915	66.32	1139	9.6542%	Fecal		CFU/100 mL	200	283.2	86400	-	324,561.7
5439000	2/17/2022	169	169	0.3915	66.32	1139	9.6542%	Fecal		CFU/100 mL	200	283.2	86400	-	324,561.7
5439000	11/5/1990	168	168	0.3915	65.93	1150	9.7474%	Fecal		CFU/100 mL	200	283.2	86400	-	322,646.0
5439000	4/28/2013	168	168	0.3915	65.93	1150	9.7474%	Fecal		CFU/100 mL	200	283.2	86400	-	322,646.0
5439000	4/18/2017	168	168	0.3915	65.93	1150	9.7474%	Fecal		CFU/100 mL	200	283.2	86400	-	322,646.0
5439000	4/25/1993	167	167	0.3915	65.54	1153	9.7728%	Fecal		CFU/100 mL	200	283.2	86400	-	320,730.2
5439000	3/22/1994	167	167	0.3915	65.54	1153	9.7728%	Fecal		CFU/100 mL	200	283.2	86400	-	320,730.2
5439000	1/6/1998	167	167	0.3915	65.54	1153	9.7728%	Fecal		CFU/100 mL	200	283.2	86400	-	320,730.2
5439000	4/8/2002	167	167	0.3915	65.54	1153	9.7728%	Fecal		CFU/100 mL	200	283.2	86400	-	320,730.2
5439000	5/4/2009	167	167	0.3915	65.54	1153	9.7728%	Fecal		CFU/100 mL	200	283.2	86400	-	320,730.2
5439000	5/8/2009	167	167	0.3915	65.54	1153	9.7728%	Fecal		CFU/100 mL	200	283.2	86400	-	320,730.2
5439000	3/12/2011	167	167	0.3915	65.54	1153	9.7728%	Fecal		CFU/100 mL	200	283.2	86400	-	320,730.2
5439000	7/17/2015	167	167	0.3915	65.54	1153	9.7728%	Fecal		CFU/100 mL	200	283.2	86400	-	320,730.2
5439000	3/8/1992	166	166	0.3915	65.15	1161	9.8407%	Fecal		CFU/100 mL	200	283.2	86400	-	318,814.5
5439000	7/4/1998	166	166	0.3915	65.15	1161	9.8407%	Fecal		CFU/100 mL	200	283.2	86400	-	318,814.5
5439000	3/8/2002	166	166	0.3915	65.15	1161	9.8407%	Fecal		CFU/100 mL	200	283.2	86400	-	318,814.5
5439000	3/16/2009	166	166	0.3915	65.15	1161	9.8407%	Fecal		CFU/100 mL	200	283.2	86400	-	318,814.5
5439000	3/17/2009	166	166	0.3915	65.15	1161	9.8407%	Fecal		CFU/100 mL	200	283.2	86400	-	318,814.5
5439000	4/23/2009	166	166	0.3915	65.15	1161	9.8407%	Fecal		CFU/100 mL	200	283.2	86400	-	318,814.5
5439000	8/28/2009	166	166	0.3915	65.15	1161	9.8407%	Fecal		CFU/100 mL	200	283.2	86400	-	318,814.5
5439000	10/25/2009	166	166	0.3915	65.15	1161	9.8407%	Fecal		CFU/100 mL	200	283.2	86400	-	318,814.5
5439000	5/1/2016	166	166	0.3915	65.15	1161	9.8407%	Fecal		CFU/100 mL	200	283.2	86400	-	318,814.5
5439000	12/13/1991	165	165	0.3915	64.76	1170	9.9169%	Fecal		CFU/100 mL	200	283.2	86400	-	316,898.8
5439000	7/23/1993	165	165	0.3915	64.76	1170	9.9169%	Fecal		CFU/100 mL	200	283.2	86400	-	316,898.8
5439000	6/6/1995	165	165	0.3915	64.76	1170	9.9169%	Fecal		CFU/100 mL	200	283.2	86400	-	316,898.8
5439000	2/11/1999	165	165	0.3915	64.76	1170	9.9169%	Fecal		CFU/100 mL	200	283.2	86400	-	316,898.8
5439000	3/6/2007	165	165	0.3915	64.76	1170	9.9169%	Fecal		CFU/100 mL	200	283.2	86400	-	316,898.8
5439000	7/6/2014	165	165	0.3915	64.76	1170	9.9169%	Fecal		CFU/100 mL	200	283.2	86400	-	316,898.8
5439000	4/1/2016	165	165	0.3915	64.76	1170	9.9169%	Fecal		CFU/100 mL	200	283.2	86400	-	316,898.8
5439000	10/26/2017	165	165	0.3915	64.76	1170	9.9169%	Fecal		CFU/100 mL	200	283.2	86400	-	316,898.8
5439000	5/14/2019	165	165	0.3915	64.76	1170	9.9169%	Fecal		CFU/100 mL	200	283.2	86400	-	316,898.8
5439000	9/27/2019	165	165	0.3915	64.76	1170	9.9169%	Fecal		CFU/100 mL	200	283.2	86400	-	316,898.8
5439000	6/21/2021	165	165	0.3915	64.76	1170	9.9169%	Fecal		CFU/100 mL	200	283.2	86400	-	316,898.8
5439000	8/20/1990	164	164	0.3915	64.37	1181	10.0102%	Fecal		CFU/100 mL	200	283.2	86400	-	314,983.0
5439000	7/2/1993	164	164	0.3915	64.37	1181	10.0102%	Fecal		CFU/100 mL	200	283.2	86400	-	314,983.0
5439000	7/27/1993	164	164	0.3915	64.37	1181	10.0102%	Fecal		CFU/100 mL	200	283.2	86400	-	314,983.0
5439000	5/15/1995	164	164	0.3915	64.37	1181	10.0102%	Fecal		CFU/100 mL	200	283.2	86400	-	314,983.0
5439000	6/1/1995	164	164	0.3915	64.37	1181	10.0102%	Fecal		CFU/100 mL	200	283.2	86400	-	314,983.0
5439000	4/25/1998	164	164	0.3915	64.37	1181	10.0102%	Fecal		CFU/100 mL	200	283.2	86400	-	314,983.0
5439000	7/7/1998	164	164	0.3915	64.37	1181	10.0102%	Fecal		CFU/100 mL	200	283.2	86400	-	314,983.0
5439000	5/20/2002	164	164	0.3915	64.37	1181	10.0102%	Fecal		CFU/100 mL	200	283.2	86400	-	314,983.0
5439000	4/16/2008	164	164	0.3915	64.37	1181	10.0102%	Fecal		CFU/100 mL	200	283.2	86400	-	314,983.0
5439000	5/18/2010	164	164	0.3915	64.37	1181	10.0102%	Fecal		CFU/100 mL	200	283.2	86400	-	314,983.0
5439000	11/21/2015	164	164	0.3915	64.37	1181	10.0102%	Fecal		CFU/100 mL	200	283.2	86400	-	314,983.0
5439000	2/2/1990	163	163	0.3915	63.97	1192	10.1034%	Fecal		CFU/100 mL	200	283.2	86400	-	313,067.3
5439000	11/6/1990	163	163	0.3915	63.97	1192	10.1034%	Fecal		CFU/100 mL	200	283.2	86400	-	313,067.3
5439000	12/8/1991	163	163	0.3915	63.97	1192	10.1034%	Fecal		CFU/100 mL	200	283.2	86400	-	313,067.3
5439000	2/21/2002	163	163	0.3915	63.97	1192	10.1034%	Fecal		CFU/100 mL	200	283.2	86400	-	313,067.3
5439000	6/24/2009	163	163	0.3915	63.97	1192	10.1034%	Fecal		CFU/100 mL	200	283.2	86400	-	313,067.3
5439000	11/5/2019	163	163	0.3915	63.97	1192	10.1034%	Fecal		CFU/100 mL	200	283.2	86400	-	313,067.3
5439000	4/3/2020	163	163	0.3915	63.97	1192	10.1034%	Fecal		CFU/100 mL	200	283.2	86400	-	313,067.3
5439000	7/2/2021	163	163	0.3915	63.97	1192	10.1034%	Fecal		CFU/100 mL	200	283.2	86400	-	313,067.3
5439000	12/3/1990	162	162	0.3915	63.58	1200	10.1712%	Fecal		CFU/100 mL	200	283.2	86400	-	311,151.6
5439000	4/13/1993	162	162	0.3915	63.58	1200	10.1712%	Fecal		CFU/100 mL	200	283.2	86400	-	311,151.6
5439000	11/12/1994	162	162	0.3915	63.58	1200	10.1712%	Fecal		CFU/100 mL	200	283.2	86400	-	311,151.6
5439000	5/12/1996	162	162	0.3915	63.58	1200	10.1712%	Fecal		CFU/100 mL	200	283.2	86400	-	311,151.6
5439000	2/13/1999	162	162	0.3915	63.58	1200	10.1712%	Fecal		CFU/100 mL	200	283.2	86400	-	311,151.6
5439000	5/11/2000	162	162	0.3915	63.58	1200	10.1712%	Fecal		CFU/100 mL	200	283.2	86400	-	311,151.6
5439000	4/24/2009	162	162	0.3915	63.58	1200	10.1712%	Fecal		CFU/100 mL	200	283.2	86400	-	311,151.6
5439000	12/18/2011	162	162	0.3915	63.58	1200	10.1712%	Fecal		CFU/100 mL	200	283.2	86400	-	311,151.6
5439000	5/17/2015	162	162	0.3915	63.58	1200	10.1712%	Fecal		CFU/100 mL	200	283.2	86400	-	311,151.6
5439000	2/28/2018	162	162	0.3915	63.58	1200	10.1712%	Fecal		CFU/100 mL	200	283.2	86400	-	311,151.6
5439000	12/6/2018	162	162	0.3915	63.58	1200	10.1712%	Fecal		CFU/100 mL	200	283.2	86400	-	311,151.6
5439000	3/12/2020	162	162	0.3915	63.58	1200	10.1712%	Fecal		CFU/100 mL	200	283.2	86400	-	311,151.6
5439000	7/20/1990	161	161	0.3915	63.19	1212	10.2729%	Fecal		CFU/100 mL	200	283.2	86400	-	309,235.8
5439000	4/10/1991	161	161	0.3915	63.19	1212	10.2729%	Fecal		CFU/100 mL	200	283.2	86400	-	309,235.8
5439000	12/10/1991	161	161	0.3915	63.19	1212	10.2729%	Fecal		CFU/100 mL	200	283.2	86400	-	309,235.8
5439000	1/2/1993	161	161	0.3915	63.19	1212	10.2729%	Fecal		CFU/100 mL	200	283.2	86400	-	309,235.8
5439000	4/29/1993	161	161	0.3915	63.19	1212	10.2729%	Fecal		CFU/100 mL	200	283.2	86400	-	309,235.8
5439000	6/29/1993	161	161	0.3915	63.19	1212	10.2729%	Fecal		CFU/100 mL	200	283.2	86400	-	309,235.8
5439000	6/15/1998	161	161	0.3915	63.19	1212	10.2729%	Fecal		CFU/100 mL	200	283.2	86400	-	309,235.8
5439000	5/13/2004	161	161	0.3915	63.19	1212	10.2729%	Fecal		CFU/100 mL	200	283.2	86400	-	309,235.8
5439000	4/5/2009	161	161	0.3915	63.19	1212	10.2729%	Fecal		CFU/100 mL	200	283.2	86400	-	309,235.8
5439000	4/19/2011	161	161	0.3915	63.19	1212	10.2729%	Fecal		CFU/100 mL	200	283.2	86400	-	309,235.8
5439000	5/9/2017	161	161	0.3915	63.19	1212	10.2729%	Fecal		CFU/100 mL	200	283.2	86400	-	309,235.8
5439000	1/23/2018	161	161	0.3915	63.19	1212	10.2729%	Fecal		CFU/100 mL	200	283.2	86400	-	309,235.8
5439000	11/15/1992	160	160	0.3915	62.80	1224	10.3746%	Fecal		CFU/100 mL	200	283.2	86400	-	307,320.1
5439000	8/11/1996	160	160	0.3915	62.80	1224	10.3746%	Fecal		CFU/100 mL	200	283.2	86400	-	307,320.1
5439000	4/12/1998	160	160	0.3915	62.80	1224	10.3746%	Fecal		CFU/100 mL	200	283.2	86400	-	307,320.1
5439000	1/30/1999	160	160	0.3915	62.80	1224	10.3746%	Fecal		CFU/100 mL	200	283.2	86400	-	307,320.1
5439000	6/7/2004	160	160	0.3915	62.80	1224	10.3746%	Fecal		CFU/100 mL	200	283.2	86400	-	307,320.1
5439000	4/30/2007	160	160	0.3915	62.80	1224	10.3746%	Fecal		CFU/100 mL	200	283.2	86400	-	307,320.1
5439000	3/7/2008	160	160	0.3915	62.80	1224	10.3746%	Fecal		CFU/100 mL	200	283.2	86400	-	307,320.1
5439000	3/2/2011	160	160	0.3915	62.80	1224	10.3746%	Fecal		CFU/100 mL	200	283.2	86400	-	307,320.1
5439000	6/16/2011	160	160	0.3915	62.80	1224	10.3746%	Fecal		CFU/100 mL	200	283.2	86400	-	307,320.1
5439000	12/4/2015	160	160	0.3915	62.80	1224	10.3746%	Fecal		CFU/100 mL	200	283.2	86400	-	307,320.1
5439000	3/1/2017	160	160	0.3915	62.80	1224	10.3746%	Fecal		CFU/100 mL	200	283.2	86400	-	307,320.1
5439000	4/29/2017	160	160	0.3915	62.80	1224	10.3746%	Fecal		CFU/100 mL	200	283.2	86400	-	307,320.1
5439000	12/2/1990	159	159	0.3915	62.41	1236	10.4764%	Fecal		CFU/100 mL	200	283.2	86400	-	305,404.4
5439000	3/21/1994	159	159	0.3915	62.41	1236	10.4764%	Fecal		CFU/100 mL	200	283.2	86400	-	305,404.4
5439000	1/17/1995	159	159	0.3915	62.41	1236	10.4764%	Fecal		CFU/100 mL	200	283.2	86400	-	305,404.4
5439000	12/10/2003	159	159	0.3915	62.41	1236	10.4764%	Fecal		CFU/100 mL	200	283.2	86400	-	305,404.4
5439000	3/27/2004	159	159	0.3915	62.41	1236	10.4764%	Fecal		CFU/100 mL	200	283.2	86400	-	305,404.4
5439000	2/14/2009	159	159	0.3915	62.41	1236	10.4764%	Fecal		CFU/100 mL	200	283.2	86400	-	305,404.4
5439000	3/4/2018	159	159	0.3915	62.41	1236	10.4764%	Fecal		CFU/100 mL	200	283.2	86400	-	305,404.4
5439000	10/9/2019	159	159	0.3915	62.41	1236	10.4764%	Fecal		CFU/100 mL	200	283.2	86400	-	305,404.4
5439000	1/3/1993	158	158	0.3915	62.02	1244	10.5442%	Fecal		CFU/100 mL	200	283.2	86400	-	303,488.6
5439000	3/12/1994	158	158	0.3915	62.02	1244	10.5442%	Fecal		CFU/100 mL	200	283.2	86400	-	303,488.6
5439000	6/23/1996	158	158	0.3915	62.02	1244	10.5442%	Fecal		CFU/100 mL	200	283.2	86400	-	303,488.6
5439000	8/1/1996	158	158	0.3915	62.02	1244	10.5442%	Fecal		CFU/100 mL	200	283.2	86400	-	303,488.6
5439000	7/8/1998	158	158	0.3915	62.02	1244	10.5442%	Fecal		CFU/100 mL	200	283.2	86400	-	303,488.6
5439000	2/27/2000	158	158	0.3915	62.02	1244	10.5442%	Fecal		CFU/100 mL	200	283.2	86400	-	303,488.6
5439000	5/29/2004	158	158	0.3915	62.02	1244	10.5442%	Fecal		CFU/100 mL	200	283.2	86400	-	303,488.6
5439000	2/16/2005	158	158	0.3915	62.02	1244	10.5442%	Fecal		CFU/100 mL	200	283.2	86400	-	303,488.6
5439000	12/24/2006	158	158	0.3915	62.02	1244	10.5442%	Fecal		CFU/100 mL	200	283.2	86400	-	303,488.6
5439000	12/25/2007	158	158	0.3915	62.02	1244	10.5442%	Fecal		CFU/100 mL	200	283.2	86400	-	303,488.6
5439000	6/3/2008	158	158	0.3915	62.02	1244	10.5442%	Fecal		CFU/100 mL	200	283.2	86400	-	303,488.6
5439000	12/24/2008	158	158	0.3915	62.02	1244	10.5442%	Fecal		CFU/100 mL	200	283.2	86400	-	303,488.6
5439000	3/18/2009	158	158	0.3915	62.02	1244	10.5442%	Fecal		CFU/100 mL	200	283.2	86400	-	303,488.6
5439000	7/14/2014	158	158	0.3915	62.02	1244	10.5442%	Fecal		CFU/100 mL	200	283.2	86400	-	303,488.6
5439000	3/16/2015	158	158	0.3915	62.02	1244	10.5442%	Fecal		CFU/100 mL	200	283.2	86400	-	303,488.6
5439000	11/30/1992	157	157	0.3915	61.62	1259	10.6713%	Fecal		CFU/100 mL	200	283.2	86400	-	301,572.9
5439000	5/2/1993	157	157	0.3915	61.62	1259	10.6713%	Fecal		CFU/100 mL	200	283.2	86400	-	301,572.9

Gage ID	Date	Discharge (CFS)	Gage Discharge (less Surrogate NPDES) (CFS)	Watershed Area Ratio	Calculated flow (CFS)	Rank	Flow Exceedance %	Parameter	Results	Units (mg or micro_gram	Limit/Standard	100mL/CF	sec/day	Actual Load (million colonies/day)	Allowable Load (million colonies/day)
5439000	4/27/1998	157	157	0.3915	61.62	1259	10.6713%	Fecal		CFU/100 mL	200	283.2	86400	-	301,572.9
5439000	9/28/1999	157	157	0.3915	61.62	1259	10.6713%	Fecal		CFU/100 mL	200	283.2	86400	-	301,572.9
5439000	3/11/2002	157	157	0.3915	61.62	1259	10.6713%	Fecal		CFU/100 mL	200	283.2	86400	-	301,572.9
5439000	9/23/2008	157	157	0.3915	61.62	1259	10.6713%	Fecal		CFU/100 mL	200	283.2	86400	-	301,572.9
5439000	5/14/2009	157	157	0.3915	61.62	1259	10.6713%	Fecal		CFU/100 mL	200	283.2	86400	-	301,572.9
5439000	6/20/2010	157	157	0.3915	61.62	1259	10.6713%	Fecal		CFU/100 mL	200	283.2	86400	-	301,572.9
5439000	7/14/2015	157	157	0.3915	61.62	1259	10.6713%	Fecal		CFU/100 mL	200	283.2	86400	-	301,572.9
5439000	5/6/1990	156	156	0.3915	61.23	1268	10.7476%	Fecal		CFU/100 mL	200	283.2	86400	-	299,657.2
5439000	5/16/1990	156	156	0.3915	61.23	1268	10.7476%	Fecal		CFU/100 mL	200	283.2	86400	-	299,657.2
5439000	6/29/1994	156	156	0.3915	61.23	1268	10.7476%	Fecal		CFU/100 mL	200	283.2	86400	-	299,657.2
5439000	5/23/1996	156	156	0.3915	61.23	1268	10.7476%	Fecal		CFU/100 mL	200	283.2	86400	-	299,657.2
5439000	6/5/1999	156	156	0.3915	61.23	1268	10.7476%	Fecal		CFU/100 mL	200	283.2	86400	-	299,657.2
5439000	2/23/2000	156	156	0.3915	61.23	1268	10.7476%	Fecal		CFU/100 mL	200	283.2	86400	-	299,657.2
5439000	3/23/2001	156	156	0.3915	61.23	1268	10.7476%	Fecal		CFU/100 mL	200	283.2	86400	-	299,657.2
5439000	12/11/2003	156	156	0.3915	61.23	1268	10.7476%	Fecal		CFU/100 mL	200	283.2	86400	-	299,657.2
5439000	3/28/2007	156	156	0.3915	61.23	1268	10.7476%	Fecal		CFU/100 mL	200	283.2	86400	-	299,657.2
5439000	6/19/2009	156	156	0.3915	61.23	1268	10.7476%	Fecal		CFU/100 mL	200	283.2	86400	-	299,657.2
5439000	1/23/2017	156	156	0.3915	61.23	1268	10.7476%	Fecal		CFU/100 mL	200	283.2	86400	-	299,657.2
5439000	12/28/2018	156	156	0.3915	61.23	1268	10.7476%	Fecal		CFU/100 mL	200	283.2	86400	-	299,657.2
5439000	2/4/2020	156	156	0.3915	61.23	1268	10.7476%	Fecal		CFU/100 mL	200	283.2	86400	-	299,657.2
5439000	3/11/1993	155	155	0.3915	60.84	1281	10.8578%	Fecal		CFU/100 mL	200	283.2	86400	-	297,741.4
5439000	4/14/1993	155	155	0.3915	60.84	1281	10.8578%	Fecal		CFU/100 mL	200	283.2	86400	-	297,741.4
5439000	6/24/1993	155	155	0.3915	60.84	1281	10.8578%	Fecal		CFU/100 mL	200	283.2	86400	-	297,741.4
5439000	5/20/1996	155	155	0.3915	60.84	1281	10.8578%	Fecal		CFU/100 mL	200	283.2	86400	-	297,741.4
5439000	7/27/1996	155	155	0.3915	60.84	1281	10.8578%	Fecal		CFU/100 mL	200	283.2	86400	-	297,741.4
5439000	4/26/1998	155	155	0.3915	60.84	1281	10.8578%	Fecal		CFU/100 mL	200	283.2	86400	-	297,741.4
5439000	5/8/1999	155	155	0.3915	60.84	1281	10.8578%	Fecal		CFU/100 mL	200	283.2	86400	-	297,741.4
5439000	5/20/2003	155	155	0.3915	60.84	1281	10.8578%	Fecal		CFU/100 mL	200	283.2	86400	-	297,741.4
5439000	9/4/2007	155	155	0.3915	60.84	1281	10.8578%	Fecal		CFU/100 mL	200	283.2	86400	-	297,741.4
5439000	1/2/2016	155	155	0.3915	60.84	1281	10.8578%	Fecal		CFU/100 mL	200	283.2	86400	-	297,741.4
5439000	1/10/2016	155	155	0.3915	60.84	1281	10.8578%	Fecal		CFU/100 mL	200	283.2	86400	-	297,741.4
5439000	5/11/2016	155	155	0.3915	60.84	1281	10.8578%	Fecal		CFU/100 mL	200	283.2	86400	-	297,741.4
5439000	3/20/2020	155	155	0.3915	60.84	1281	10.8578%	Fecal		CFU/100 mL	200	283.2	86400	-	297,741.4
5439000	3/14/2021	155	155	0.3915	60.84	1281	10.8578%	Fecal		CFU/100 mL	200	283.2	86400	-	297,741.4
5439000	11/1/1994	154	154	0.3915	60.45	1295	10.9764%	Fecal		CFU/100 mL	200	283.2	86400	-	295,825.7
5439000	4/15/1995	154	154	0.3915	60.45	1295	10.9764%	Fecal		CFU/100 mL	200	283.2	86400	-	295,825.7
5439000	5/18/1999	154	154	0.3915	60.45	1295	10.9764%	Fecal		CFU/100 mL	200	283.2	86400	-	295,825.7
5439000	6/2/2001	154	154	0.3915	60.45	1295	10.9764%	Fecal		CFU/100 mL	200	283.2	86400	-	295,825.7
5439000	5/16/2003	154	154	0.3915	60.45	1295	10.9764%	Fecal		CFU/100 mL	200	283.2	86400	-	295,825.7
5439000	4/30/2011	154	154	0.3915	60.45	1295	10.9764%	Fecal		CFU/100 mL	200	283.2	86400	-	295,825.7
5439000	12/27/2015	154	154	0.3915	60.45	1295	10.9764%	Fecal		CFU/100 mL	200	283.2	86400	-	295,825.7
5439000	1/9/2019	154	154	0.3915	60.45	1295	10.9764%	Fecal		CFU/100 mL	200	283.2	86400	-	295,825.7
5439000	4/11/2021	154	154	0.3915	60.45	1295	10.9764%	Fecal		CFU/100 mL	200	283.2	86400	-	295,825.7
5439000	3/20/1990	153	153	0.3915	60.06	1304	11.0527%	Fecal		CFU/100 mL	200	283.2	86400	-	293,910.0
5439000	5/4/1990	153	153	0.3915	60.06	1304	11.0527%	Fecal		CFU/100 mL	200	283.2	86400	-	293,910.0
5439000	3/24/1991	153	153	0.3915	60.06	1304	11.0527%	Fecal		CFU/100 mL	200	283.2	86400	-	293,910.0
5439000	4/9/1991	153	153	0.3915	60.06	1304	11.0527%	Fecal		CFU/100 mL	200	283.2	86400	-	293,910.0
5439000	4/19/1991	153	153	0.3915	60.06	1304	11.0527%	Fecal		CFU/100 mL	200	283.2	86400	-	293,910.0
5439000	12/20/1992	153	153	0.3915	60.06	1304	11.0527%	Fecal		CFU/100 mL	200	283.2	86400	-	293,910.0
5439000	4/4/1998	153	153	0.3915	60.06	1304	11.0527%	Fecal		CFU/100 mL	200	283.2	86400	-	293,910.0
5439000	5/1/1999	153	153	0.3915	60.06	1304	11.0527%	Fecal		CFU/100 mL	200	283.2	86400	-	293,910.0
5439000	6/12/2002	153	153	0.3915	60.06	1304	11.0527%	Fecal		CFU/100 mL	200	283.2	86400	-	293,910.0
5439000	7/23/2007	153	153	0.3915	60.06	1304	11.0527%	Fecal		CFU/100 mL	200	283.2	86400	-	293,910.0
5439000	5/27/2008	153	153	0.3915	60.06	1304	11.0527%	Fecal		CFU/100 mL	200	283.2	86400	-	293,910.0
5439000	8/27/2009	153	153	0.3915	60.06	1304	11.0527%	Fecal		CFU/100 mL	200	283.2	86400	-	293,910.0
5439000	3/8/2011	153	153	0.3915	60.06	1304	11.0527%	Fecal		CFU/100 mL	200	283.2	86400	-	293,910.0
5439000	6/11/2014	153	153	0.3915	60.06	1304	11.0527%	Fecal		CFU/100 mL	200	283.2	86400	-	293,910.0
5439000	3/4/2021	153	153	0.3915	60.06	1304	11.0527%	Fecal		CFU/100 mL	200	283.2	86400	-	293,910.0
5439000	8/22/1990	152	152	0.3915	59.67	1319	11.1799%	Fecal		CFU/100 mL	200	283.2	86400	-	291,994.2
5439000	3/31/1991	152	152	0.3915	59.67	1319	11.1799%	Fecal		CFU/100 mL	200	283.2	86400	-	291,994.2
5439000	9/25/1993	152	152	0.3915	59.67	1319	11.1799%	Fecal		CFU/100 mL	200	283.2	86400	-	291,994.2
5439000	2/26/1994	152	152	0.3915	59.67	1319	11.1799%	Fecal		CFU/100 mL	200	283.2	86400	-	291,994.2
5439000	4/18/1995	152	152	0.3915	59.67	1319	11.1799%	Fecal		CFU/100 mL	200	283.2	86400	-	291,994.2
5439000	4/30/1995	152	152	0.3915	59.67	1319	11.1799%	Fecal		CFU/100 mL	200	283.2	86400	-	291,994.2
5439000	5/11/2004	152	152	0.3915	59.67	1319	11.1799%	Fecal		CFU/100 mL	200	283.2	86400	-	291,994.2
5439000	6/15/2004	152	152	0.3915	59.67	1319	11.1799%	Fecal		CFU/100 mL	200	283.2	86400	-	291,994.2
5439000	4/1/2007	152	152	0.3915	59.67	1319	11.1799%	Fecal		CFU/100 mL	200	283.2	86400	-	291,994.2
5439000	6/25/2014	152	152	0.3915	59.67	1319	11.1799%	Fecal		CFU/100 mL	200	283.2	86400	-	291,994.2
5439000	1/9/2016	152	152	0.3915	59.67	1319	11.1799%	Fecal		CFU/100 mL	200	283.2	86400	-	291,994.2
5439000	5/29/2016	152	152	0.3915	59.67	1319	11.1799%	Fecal		CFU/100 mL	200	283.2	86400	-	291,994.2
5439000	5/19/1991	151	151	0.3915	59.28	1331	11.2816%	Fecal		CFU/100 mL	200	283.2	86400	-	290,078.5
5439000	4/19/1995	151	151	0.3915	59.28	1331	11.2816%	Fecal		CFU/100 mL	200	283.2	86400	-	290,078.5
5439000	2/14/1998	151	151	0.3915	59.28	1331	11.2816%	Fecal		CFU/100 mL	200	283.2	86400	-	290,078.5
5439000	3/8/1998	151	151	0.3915	59.28	1331	11.2816%	Fecal		CFU/100 mL	200	283.2	86400	-	290,078.5
5439000	5/14/1998	151	151	0.3915	59.28	1331	11.2816%	Fecal		CFU/100 mL	200	283.2	86400	-	290,078.5
5439000	6/3/2000	151	151	0.3915	59.28	1331	11.2816%	Fecal		CFU/100 mL	200	283.2	86400	-	290,078.5
5439000	6/19/2000	151	151	0.3915	59.28	1331	11.2816%	Fecal		CFU/100 mL	200	283.2	86400	-	290,078.5
5439000	2/20/2002	151	151	0.3915	59.28	1331	11.2816%	Fecal		CFU/100 mL	200	283.2	86400	-	290,078.5
5439000	5/25/2011	151	151	0.3915	59.28	1331	11.2816%	Fecal		CFU/100 mL	200	283.2	86400	-	290,078.5
5439000	6/5/2011	151	151	0.3915	59.28	1331	11.2816%	Fecal		CFU/100 mL	200	283.2	86400	-	290,078.5
5439000	12/19/2015	151	151	0.3915	59.28	1331	11.2816%	Fecal		CFU/100 mL	200	283.2	86400	-	290,078.5
5439000	3/24/2016	151	151	0.3915	59.28	1331	11.2816%	Fecal		CFU/100 mL	200	283.2	86400	-	290,078.5
5439000	3/26/2016	151	151	0.3915	59.28	1331	11.2816%	Fecal		CFU/100 mL	200	283.2	86400	-	290,078.5
5439000	2/26/2019	151	151	0.3915	59.28	1331	11.2816%	Fecal		CFU/100 mL	200	283.2	86400	-	290,078.5
5439000	3/19/2019	151	151	0.3915	59.28	1331	11.2816%	Fecal		CFU/100 mL	200	283.2	86400	-	290,078.5
5439000	6/7/2019	151	151	0.3915	59.28	1331	11.2816%	Fecal		CFU/100 mL	200	283.2	86400	-	290,078.5
5439000	12/29/1990	150	150	0.3915	58.88	1347	11.4172%	Fecal		CFU/100 mL	200	283.2	86400	-	288,162.8
5439000	10/2/1993	150	150	0.3915	58.88	1347	11.4172%	Fecal		CFU/100 mL	200	283.2	86400	-	288,162.8
5439000	2/20/1997	150	150	0.3915	58.88	1347	11.4172%	Fecal		CFU/100 mL	200	283.2	86400	-	288,162.8
5439000	3/6/1997	150	150	0.3915	58.88	1347	11.4172%	Fecal		CFU/100 mL	200	283.2	86400	-	288,162.8
5439000	4/1/2004	150	150	0.3915	58.88	1347	11.4172%	Fecal		CFU/100 mL	200	283.2	86400	-	288,162.8
5439000	1/14/2005	150	150	0.3915	58.88	1347	11.4172%	Fecal		CFU/100 mL	200	283.2	86400	-	288,162.8
5439000	10/26/2008	150	150	0.3915	58.88	1347	11.4172%	Fecal		CFU/100 mL	200	283.2	86400	-	288,162.8
5439000	4/27/2015	150	150	0.3915	58.88	1347	11.4172%	Fecal		CFU/100 mL	200	283.2	86400	-	288,162.8
5439000	7/16/2020	150	150	0.3915	58.88	1347	11.4172%	Fecal		CFU/100 mL	200	283.2	86400	-	288,162.8
5439000	1/21/1993	149	149	0.3915	58.49	1356	11.4935%	Fecal		CFU/100 mL	200	283.2	86400	-	286,247.0
5439000	5/8/1993	149	149	0.3915	58.49	1356	11.4935%	Fecal		CFU/100 mL	200	283.2	86400	-	286,247.0
5439000	5/16/1995	149	149	0.3915	58.49	1356	11.4935%	Fecal		CFU/100 mL	200	283.2	86400	-	286,247.0
5439000	3/22/1998	149	149	0.3915	58.49	1356	11.4935%	Fecal		CFU/100 mL	200	283.2	86400	-	286,247.0
5439000	4/15/1998	149	149	0.3915	58.49	1356	11.4935%	Fecal		CFU/100 mL	200	283.2	86400	-	286,247.0
5439000	4/12/2001	149	149	0.3915	58.49	1356	11.4935%	Fecal		CFU/100 mL	200	283.2	86400	-	286,247.0
5439000	3/28/2004	149	149	0.3915	58.49	1356	11.4935%	Fecal		CFU/100 mL	200	283.2	86400	-	286,247.0
5439000	3/17/2007	149	149	0.3915	58.49	1356	11.4935%	Fecal		CFU/100 mL	200	283.2	86400	-	286,247.0
5439000	5/9/2009	149	149	0.3915	58.49	1356	11.4935%	Fecal		CFU/100 mL	200	283.2	86400	-	286,247.0
5439000	5/19/2009	149	149	0.3915	58.49	1356	11.4935%	Fecal		CFU/100 mL	200	283.2	86400	-	286,247.0
5439000	10/28/2009	149	149	0.3915	58.49	1356	11.4935%	Fecal		CFU/100 mL	200	283.2	86400	-	286,247.0
5439000	4/9/2010	149	149	0.3915	58.49	1356	11.4935%	Fecal		CFU/100 mL	200	283.2	86400	-	286,247.0
5439000	5/5/2016	149	149	0.3915	58.49	1356	11.4935%	Fecal		CFU/100 mL	200	283.2	86400	-	286,247.0
5439000	5/20/2016	149	149	0.3915	58.49	1356	11.4935%	Fecal		CFU/100 mL	200	283.2	86400	-	286,247.0
5439000	4/10/2017	149	149	0.3915	58.49	1356	11.4935%	Fecal		CFU/100 mL	200	283.2	86400	-	286,247.0
5439000	6/14/2018	149	149	0.3915	58.49	1356	11.4935%	Fecal		CFU/100 mL	200	283.2	86400	-	286,247.0
5439000	3/22/1990	148	148	0.3915	58.10	1372	11.6291%	Fecal		CFU/100 mL	200	283.2	86400	-	284,331.3
5439000	6/4/1991	148	148	0.3915	58.10	1372	11.6291%	Fecal		CFU/100 mL	200	283.2	86400	-	284,331.3
5439000	1/8/1993	148	148	0.3915	58.10	1372	11.6291%	Fecal		CFU/100 mL	200	283.2	86400	-	284,331.3
5439000	9/17/1993	148	148	0.3915	58.10	1372	11.6291%	Fecal		CFU/100 mL	200	283.2	86400	-	284,331.3
5439000	6/27/2000	148	148	0.3915	58.10	1372	11.6291%	Fecal		CFU/100 mL	200	283.2	86400	-	284,331.3
5439000	4/12/2002	148	148	0.3915	58.10	1372	11.6291%	Fecal		CFU/100 mL	200	283.2	86400	-	284,331.3
5439000	4/6/2009	148	148	0.3915	58.10	1372	11.6291%	Fecal		CFU/100 mL	200	283.2	86400	-	284,331.3
5439000	5/6/2009	148	148	0.3915	58.10	1372	11.6291%	Fecal		CFU/100 mL	200	283.2	86400	-	284,331.3
5439000	5/29/2009	148	148	0.3915	58.10	1372	11.6291%	Fecal		CFU/100 mL	200	283.2	86400	-	284,331.3
5439000	3/7/2010	148	148	0.3915	58.10	1372	11.6291%	Fecal		CFU/100 mL	200	283.2	86400	-	284,331.3
5439000	5/19/2011	148	148	0.3915	58.10	1372	11.6291%	Fecal		CFU/100 mL	200	283.2	86400	-	284,331.3
5439000	5/7/2017	148	148	0.3915	58.10	1372	11.6291%	Fecal		CFU/100 mL	200	283.2	86400	-	284,331.3
5439000	3/3/1990	147	147	0.3915	57.71	1384	11.7308%	Fecal		CFU/100 mL	200	283.2	86400	-	282,415.6
5439000	2/25/1992	147	147	0.3915	57.71	1384	11.7308%	Fecal		CFU/100 mL	200	283.2	86400	-	282,415.6
5439000	5/1/1993	147	147	0.3915	57.71	1384	11.7308%	Fecal		CFU/100 mL	200	283.2	86400	-	282,415.6

Gage ID	Date	Discharge (CFS)	Gage Discharge (less Surrogate NPDES) (CFS)	Watershed Area Ratio	Calculated flow (CFS)	Rank	Flow Exceedance %	Parameter	Results	Units (mg or micro_gram	Limit/Standard	100mL/CF	sec/day	Actual Load (million colonies/day)	Allowable Load (million colonies/day)
5439000	8/31/1993	147	147	0.3915	57.71	1384	11.7308%	Fecal		CFU/100 mL	200	283.2	86400	-	282,415.6
5439000	10/24/2001	147	147	0.3915	57.71	1384	11.7308%	Fecal		CFU/100 mL	200	283.2	86400	-	282,415.6
5439000	5/21/2002	147	147	0.3915	57.71	1384	11.7308%	Fecal		CFU/100 mL	200	283.2	86400	-	282,415.6
5439000	6/16/2009	147	147	0.3915	57.71	1384	11.7308%	Fecal		CFU/100 mL	200	283.2	86400	-	282,415.6
5439000	3/22/2010	147	147	0.3915	57.71	1384	11.7308%	Fecal		CFU/100 mL	200	283.2	86400	-	282,415.6
5439000	10/13/2019	147	147	0.3915	57.71	1384	11.7308%	Fecal		CFU/100 mL	200	283.2	86400	-	282,415.6
5439000	11/2/1992	146	146	0.3915	57.32	1393	11.8071%	Fecal		CFU/100 mL	200	283.2	86400	-	280,499.8
5439000	3/14/1994	146	146	0.3915	57.32	1393	11.8071%	Fecal		CFU/100 mL	200	283.2	86400	-	280,499.8
5439000	6/13/1996	146	146	0.3915	57.32	1393	11.8071%	Fecal		CFU/100 mL	200	283.2	86400	-	280,499.8
5439000	4/13/1998	146	146	0.3915	57.32	1393	11.8071%	Fecal		CFU/100 mL	200	283.2	86400	-	280,499.8
5439000	5/11/2002	146	146	0.3915	57.32	1393	11.8071%	Fecal		CFU/100 mL	200	283.2	86400	-	280,499.8
5439000	12/23/2008	146	146	0.3915	57.32	1393	11.8071%	Fecal		CFU/100 mL	200	283.2	86400	-	280,499.8
5439000	4/25/2009	146	146	0.3915	57.32	1393	11.8071%	Fecal		CFU/100 mL	200	283.2	86400	-	280,499.8
5439000	3/18/2013	146	146	0.3915	57.32	1393	11.8071%	Fecal		CFU/100 mL	200	283.2	86400	-	280,499.8
5439000	5/23/2018	146	146	0.3915	57.32	1393	11.8071%	Fecal		CFU/100 mL	200	283.2	86400	-	280,499.8
5439000	6/21/2018	146	146	0.3915	57.32	1393	11.8071%	Fecal		CFU/100 mL	200	283.2	86400	-	280,499.8
5439000	2/4/2019	146	146	0.3915	57.32	1393	11.8071%	Fecal		CFU/100 mL	200	283.2	86400	-	280,499.8
5439000	3/16/2021	146	146	0.3915	57.32	1393	11.8071%	Fecal		CFU/100 mL	200	283.2	86400	-	280,499.8
5439000	3/21/1990	145	145	0.3915	56.93	1405	11.9088%	Fecal		CFU/100 mL	200	283.2	86400	-	278,584.1
5439000	7/1/1990	145	145	0.3915	56.93	1405	11.9088%	Fecal		CFU/100 mL	200	283.2	86400	-	278,584.1
5439000	4/26/1993	145	145	0.3915	56.93	1405	11.9088%	Fecal		CFU/100 mL	200	283.2	86400	-	278,584.1
5439000	5/19/1997	145	145	0.3915	56.93	1405	11.9088%	Fecal		CFU/100 mL	200	283.2	86400	-	278,584.1
5439000	12/8/1998	145	145	0.3915	56.93	1405	11.9088%	Fecal		CFU/100 mL	200	283.2	86400	-	278,584.1
5439000	4/19/1999	145	145	0.3915	56.93	1405	11.9088%	Fecal		CFU/100 mL	200	283.2	86400	-	278,584.1
5439000	12/21/2006	145	145	0.3915	56.93	1405	11.9088%	Fecal		CFU/100 mL	200	283.2	86400	-	278,584.1
5439000	4/13/2007	145	145	0.3915	56.93	1405	11.9088%	Fecal		CFU/100 mL	200	283.2	86400	-	278,584.1
5439000	1/13/2008	145	145	0.3915	56.93	1405	11.9088%	Fecal		CFU/100 mL	200	283.2	86400	-	278,584.1
5439000	3/19/2010	145	145	0.3915	56.93	1405	11.9088%	Fecal		CFU/100 mL	200	283.2	86400	-	278,584.1
5439000	5/28/2015	145	145	0.3915	56.93	1405	11.9088%	Fecal		CFU/100 mL	200	283.2	86400	-	278,584.1
5439000	3/16/2016	145	145	0.3915	56.93	1405	11.9088%	Fecal		CFU/100 mL	200	283.2	86400	-	278,584.1
5439000	8/30/2016	145	145	0.3915	56.93	1405	11.9088%	Fecal		CFU/100 mL	200	283.2	86400	-	278,584.1
5439000	4/16/2019	145	145	0.3915	56.93	1405	11.9088%	Fecal		CFU/100 mL	200	283.2	86400	-	278,584.1
5439000	5/15/2019	145	145	0.3915	56.93	1405	11.9088%	Fecal		CFU/100 mL	200	283.2	86400	-	278,584.1
5439000	9/19/2019	145	145	0.3915	56.93	1405	11.9088%	Fecal		CFU/100 mL	200	283.2	86400	-	278,584.1
5439000	3/25/2021	145	145	0.3915	56.93	1405	11.9088%	Fecal		CFU/100 mL	200	283.2	86400	-	278,584.1
5439000	6/11/1999	144	144	0.3915	56.54	1422	12.0529%	Fecal		CFU/100 mL	200	283.2	86400	-	276,668.4
5439000	7/12/2000	144	144	0.3915	56.54	1422	12.0529%	Fecal		CFU/100 mL	200	283.2	86400	-	276,668.4
5439000	3/2/2001	144	144	0.3915	56.54	1422	12.0529%	Fecal		CFU/100 mL	200	283.2	86400	-	276,668.4
5439000	7/12/2007	144	144	0.3915	56.54	1422	12.0529%	Fecal		CFU/100 mL	200	283.2	86400	-	276,668.4
5439000	4/4/2008	144	144	0.3915	56.54	1422	12.0529%	Fecal		CFU/100 mL	200	283.2	86400	-	276,668.4
5439000	1/4/2009	144	144	0.3915	56.54	1422	12.0529%	Fecal		CFU/100 mL	200	283.2	86400	-	276,668.4
5439000	5/5/2009	144	144	0.3915	56.54	1422	12.0529%	Fecal		CFU/100 mL	200	283.2	86400	-	276,668.4
5439000	11/12/2011	144	144	0.3915	56.54	1422	12.0529%	Fecal		CFU/100 mL	200	283.2	86400	-	276,668.4
5439000	4/29/2013	144	144	0.3915	56.54	1422	12.0529%	Fecal		CFU/100 mL	200	283.2	86400	-	276,668.4
5439000	6/27/2015	144	144	0.3915	56.54	1422	12.0529%	Fecal		CFU/100 mL	200	283.2	86400	-	276,668.4
5439000	1/3/2019	144	144	0.3915	56.54	1422	12.0529%	Fecal		CFU/100 mL	200	283.2	86400	-	276,668.4
5439000	5/21/1990	143	143	0.3915	56.14	1433	12.1461%	Fecal		CFU/100 mL	200	283.2	86400	-	274,752.6
5439000	3/9/1992	143	143	0.3915	56.14	1433	12.1461%	Fecal		CFU/100 mL	200	283.2	86400	-	274,752.6
5439000	2/1/1993	143	143	0.3915	56.14	1433	12.1461%	Fecal		CFU/100 mL	200	283.2	86400	-	274,752.6
5439000	5/22/1996	143	143	0.3915	56.14	1433	12.1461%	Fecal		CFU/100 mL	200	283.2	86400	-	274,752.6
5439000	2/5/1999	143	143	0.3915	56.14	1433	12.1461%	Fecal		CFU/100 mL	200	283.2	86400	-	274,752.6
5439000	3/26/2004	143	143	0.3915	56.14	1433	12.1461%	Fecal		CFU/100 mL	200	283.2	86400	-	274,752.6
5439000	12/11/2008	143	143	0.3915	56.14	1433	12.1461%	Fecal		CFU/100 mL	200	283.2	86400	-	274,752.6
5439000	5/15/2017	143	143	0.3915	56.14	1433	12.1461%	Fecal		CFU/100 mL	200	283.2	86400	-	274,752.6
5439000	5/3/2020	143	143	0.3915	56.14	1433	12.1461%	Fecal		CFU/100 mL	200	283.2	86400	-	274,752.6
5439000	12/4/1990	142	142	0.3915	55.75	1442	12.2224%	Fecal		CFU/100 mL	200	283.2	86400	-	272,836.9
5439000	12/18/1990	142	142	0.3915	55.75	1442	12.2224%	Fecal		CFU/100 mL	200	283.2	86400	-	272,836.9
5439000	7/24/1993	142	142	0.3915	55.75	1442	12.2224%	Fecal		CFU/100 mL	200	283.2	86400	-	272,836.9
5439000	11/14/1994	142	142	0.3915	55.75	1442	12.2224%	Fecal		CFU/100 mL	200	283.2	86400	-	272,836.9
5439000	6/18/1999	142	142	0.3915	55.75	1442	12.2224%	Fecal		CFU/100 mL	200	283.2	86400	-	272,836.9
5439000	5/10/2000	142	142	0.3915	55.75	1442	12.2224%	Fecal		CFU/100 mL	200	283.2	86400	-	272,836.9
5439000	6/20/2000	142	142	0.3915	55.75	1442	12.2224%	Fecal		CFU/100 mL	200	283.2	86400	-	272,836.9
5439000	1/31/2001	142	142	0.3915	55.75	1442	12.2224%	Fecal		CFU/100 mL	200	283.2	86400	-	272,836.9
5439000	3/19/2009	142	142	0.3915	55.75	1442	12.2224%	Fecal		CFU/100 mL	200	283.2	86400	-	272,836.9
5439000	6/12/2009	142	142	0.3915	55.75	1442	12.2224%	Fecal		CFU/100 mL	200	283.2	86400	-	272,836.9
5439000	6/24/2016	142	142	0.3915	55.75	1442	12.2224%	Fecal		CFU/100 mL	200	283.2	86400	-	272,836.9
5439000	6/20/2018	142	142	0.3915	55.75	1442	12.2224%	Fecal		CFU/100 mL	200	283.2	86400	-	272,836.9
5439000	1/7/2019	142	142	0.3915	55.75	1442	12.2224%	Fecal		CFU/100 mL	200	283.2	86400	-	272,836.9
5439000	1/13/2020	142	142	0.3915	55.75	1442	12.2224%	Fecal		CFU/100 mL	200	283.2	86400	-	272,836.9
5439000	2/19/2022	142	142	0.3915	55.75	1442	12.2224%	Fecal		CFU/100 mL	200	283.2	86400	-	272,836.9
5439000	11/28/1994	141	141	0.3915	55.36	1457	12.3496%	Fecal		CFU/100 mL	200	283.2	86400	-	270,921.2
5439000	6/27/1996	141	141	0.3915	55.36	1457	12.3496%	Fecal		CFU/100 mL	200	283.2	86400	-	270,921.2
5439000	4/28/1998	141	141	0.3915	55.36	1457	12.3496%	Fecal		CFU/100 mL	200	283.2	86400	-	270,921.2
5439000	3/3/2001	141	141	0.3915	55.36	1457	12.3496%	Fecal		CFU/100 mL	200	283.2	86400	-	270,921.2
5439000	6/8/2004	141	141	0.3915	55.36	1457	12.3496%	Fecal		CFU/100 mL	200	283.2	86400	-	270,921.2
5439000	4/2/2007	141	141	0.3915	55.36	1457	12.3496%	Fecal		CFU/100 mL	200	283.2	86400	-	270,921.2
5439000	3/7/2009	141	141	0.3915	55.36	1457	12.3496%	Fecal		CFU/100 mL	200	283.2	86400	-	270,921.2
5439000	5/14/2015	141	141	0.3915	55.36	1457	12.3496%	Fecal		CFU/100 mL	200	283.2	86400	-	270,921.2
5439000	1/26/2017	141	141	0.3915	55.36	1457	12.3496%	Fecal		CFU/100 mL	200	283.2	86400	-	270,921.2
5439000	7/25/2017	141	141	0.3915	55.36	1457	12.3496%	Fecal		CFU/100 mL	200	283.2	86400	-	270,921.2
5439000	5/25/2020	141	141	0.3915	55.36	1457	12.3496%	Fecal		CFU/100 mL	200	283.2	86400	-	270,921.2
5439000	7/28/1993	140	140	0.3915	54.97	1468	12.4428%	Fecal		CFU/100 mL	200	283.2	86400	-	269,005.5
5439000	3/9/1994	140	140	0.3915	54.97	1468	12.4428%	Fecal		CFU/100 mL	200	283.2	86400	-	269,005.5
5439000	3/24/1994	140	140	0.3915	54.97	1468	12.4428%	Fecal		CFU/100 mL	200	283.2	86400	-	269,005.5
5439000	3/4/2001	140	140	0.3915	54.97	1468	12.4428%	Fecal		CFU/100 mL	200	283.2	86400	-	269,005.5
5439000	6/3/2007	140	140	0.3915	54.97	1468	12.4428%	Fecal		CFU/100 mL	200	283.2	86400	-	269,005.5
5439000	6/22/2009	140	140	0.3915	54.97	1468	12.4428%	Fecal		CFU/100 mL	200	283.2	86400	-	269,005.5
5439000	3/23/2014	140	140	0.3915	54.97	1468	12.4428%	Fecal		CFU/100 mL	200	283.2	86400	-	269,005.5
5439000	7/21/2017	140	140	0.3915	54.97	1468	12.4428%	Fecal		CFU/100 mL	200	283.2	86400	-	269,005.5
5439000	3/21/2021	140	140	0.3915	54.97	1468	12.4428%	Fecal		CFU/100 mL	200	283.2	86400	-	269,005.5
5439000	12/12/1991	139	139	0.3915	54.58	1477	12.5191%	Fecal		CFU/100 mL	200	283.2	86400	-	267,089.7
5439000	2/19/1992	139	139	0.3915	54.58	1477	12.5191%	Fecal		CFU/100 mL	200	283.2	86400	-	267,089.7
5439000	3/19/1999	139	139	0.3915	54.58	1477	12.5191%	Fecal		CFU/100 mL	200	283.2	86400	-	267,089.7
5439000	2/17/2001	139	139	0.3915	54.58	1477	12.5191%	Fecal		CFU/100 mL	200	283.2	86400	-	267,089.7
5439000	9/5/2007	139	139	0.3915	54.58	1477	12.5191%	Fecal		CFU/100 mL	200	283.2	86400	-	267,089.7
5439000	5/31/2008	139	139	0.3915	54.58	1477	12.5191%	Fecal		CFU/100 mL	200	283.2	86400	-	267,089.7
5439000	6/26/2010	139	139	0.3915	54.58	1477	12.5191%	Fecal		CFU/100 mL	200	283.2	86400	-	267,089.7
5439000	1/3/2011	139	139	0.3915	54.58	1477	12.5191%	Fecal		CFU/100 mL	200	283.2	86400	-	267,089.7
5439000	3/4/2011	139	139	0.3915	54.58	1477	12.5191%	Fecal		CFU/100 mL	200	283.2	86400	-	267,089.7
5439000	7/7/2014	139	139	0.3915	54.58	1477	12.5191%	Fecal		CFU/100 mL	200	283.2	86400	-	267,089.7
5439000	5/26/2015	139	139	0.3915	54.58	1477	12.5191%	Fecal		CFU/100 mL	200	283.2	86400	-	267,089.7
5439000	12/5/2015	139	139	0.3915	54.58	1477	12.5191%	Fecal		CFU/100 mL	200	283.2	86400	-	267,089.7
5439000	1/11/2016	139	139	0.3915	54.58	1477	12.5191%	Fecal		CFU/100 mL	200	283.2	86400	-	267,089.7
5439000	4/19/2017	139	139	0.3915	54.58	1477	12.5191%	Fecal		CFU/100 mL	200	283.2	86400	-	267,089.7
5439000	8/4/1990	138	138	0.3915	54.19	1491	12.6377%	Fecal		CFU/100 mL	200	283.2	86400	-	265,174.0
5439000	4/17/1992	138	138	0.3915	54.19	1491	12.6377%	Fecal		CFU/100 mL	200	283.2	86400	-	265,174.0
5439000	5/8/1995	138	138	0.3915	54.19	1491	12.6377%	Fecal		CFU/100 mL	200	283.2	86400	-	265,174.0
5439000	1/9/1998	138	138	0.3915	54.19	1491	12.6377%	Fecal		CFU/100 mL	200	283.2	86400	-	265,174.0
5439000	5/15/1998	138	138	0.3915	54.19	1491	12.6377%	Fecal		CFU/100 mL	200	283.2	86400	-	265,174.0
5439000	10/20/1998	138	138	0.3915	54.19	1491	12.6377%	Fecal		CFU/100 mL	200	283.2	86400	-	265,174.0
5439000	2/1/2001	138	138	0.3915	54.19	1491	12.6377%	Fecal		CFU/100 mL	200	283.2	86400	-	265,174.0
5439000	3/8/2004	138	138	0.3915	54.19	1491	12.6377%	Fecal		CFU/100 mL	200	283.2	86400	-	265,174.0
5439000	12/16/2006	138	138	0.3915	54.19	1491	12.6377%	Fecal		CFU/100 mL	200	283.2	86400	-	265,174.0
5439000	3/29/2007	138	138	0.3915	54.19	1491	12.6377%	Fecal		CFU/100 mL	200	283.2	86400	-	265,174.0
5439000	4/3/2007	138	138	0.3915	54.19	1491	12.6377%	Fecal		CFU/100 mL	200	283.2	86400	-	265,174.0
5439000	3/16/2008	138	138	0.3915	54.19	1491	12.6377%	Fecal		CFU/100 mL	200	283.2	86400	-	265,174.0
5439000	5/15/2008	138	138	0.3915	54.19	1491	12.6377%	Fecal		CFU/100 mL	200	283.2	86400	-	265,174.0
5439000	4/19/2009	138	138	0.3915	54.19	1491	12.6377%	Fecal		CFU/100 mL	200	283.2	86400	-	265,174.0
5439000	11/5/2009	138	138	0.3915	54.19	1491	12.6377%	Fecal		CFU/100 mL	200	283.2	86400	-	265,174.0
5439000	12/19/2011	138	138	0.3915	54.19	1491	12.6377%	Fecal		CFU/100 mL	200	283.2	86400	-	265,174.0
5439000	5/16/2015	138	138	0.3915	54.19	1491	12.6377%	Fecal		CFU/100 mL	200	283.2	86400	-	265,174.0
5439000	11/30/2016	138	138	0.3915	54.19	1491	12.6377%	Fecal		CFU/100 mL	200	283.2	86400	-	265,174.0
5439000	1/24/2017	138	138	0.3915	54.19	1491	12.6377%	Fecal		CFU/100 mL	200	283.2	86400	-	265,174.0
5439000	1/25/2017	138	138	0.3915	54.19	1491	12.6377%	Fecal		CFU/100 mL	200	283.2	86400	-	265,174.0
5439000	10/10/2019	138	138	0.3915	54.19	1491	12.6377%	Fecal		CFU/100 mL	200	283.2	86400	-	265,174.0
5439000	11/6/2019	138	138	0.3915	54.19	1491	12.6377%	Fecal		CFU/100 mL	200	283.2	86400	-	265,174.0

Gage ID	Date	Discharge (CFS)	Gage Discharge (less Surrogate NPDES) (CFS)	Watershed Area Ratio	Calculated flow (CFS)	Rank	Flow Exceedance %	Parameter	Results	Units (mg or micro_gram	Limit/Standard	100mL/CF	sec/day	Actual Load (million colonies/day)	Allowable Load (million colonies/day)
5439000	9/10/1992	137	137	0.3915	53.80	1513	12.8242%	Fecal		CFU/100 mL	200	283.2	86400	-	263,258.3
5439000	12/1/1992	137	137	0.3915	53.80	1513	12.8242%	Fecal		CFU/100 mL	200	283.2	86400	-	263,258.3
5439000	5/1/2007	137	137	0.3915	53.80	1513	12.8242%	Fecal		CFU/100 mL	200	283.2	86400	-	263,258.3
5439000	9/24/2008	137	137	0.3915	53.80	1513	12.8242%	Fecal		CFU/100 mL	200	283.2	86400	-	263,258.3
5439000	1/1/2010	137	137	0.3915	53.80	1513	12.8242%	Fecal		CFU/100 mL	200	283.2	86400	-	263,258.3
5439000	1/28/2010	137	137	0.3915	53.80	1513	12.8242%	Fecal		CFU/100 mL	200	283.2	86400	-	263,258.3
5439000	7/6/2016	137	137	0.3915	53.80	1513	12.8242%	Fecal		CFU/100 mL	200	283.2	86400	-	263,258.3
5439000	3/2/2017	137	137	0.3915	53.80	1513	12.8242%	Fecal		CFU/100 mL	200	283.2	86400	-	263,258.3
5439000	5/28/2017	137	137	0.3915	53.80	1513	12.8242%	Fecal		CFU/100 mL	200	283.2	86400	-	263,258.3
5439000	3/20/2019	137	137	0.3915	53.80	1513	12.8242%	Fecal		CFU/100 mL	200	283.2	86400	-	263,258.3
5439000	11/13/1994	136	136	0.3915	53.40	1523	12.9090%	Fecal		CFU/100 mL	200	283.2	86400	-	261,342.5
5439000	6/7/1995	136	136	0.3915	53.40	1523	12.9090%	Fecal		CFU/100 mL	200	283.2	86400	-	261,342.5
5439000	11/10/1995	136	136	0.3915	53.40	1523	12.9090%	Fecal		CFU/100 mL	200	283.2	86400	-	261,342.5
5439000	8/12/1996	136	136	0.3915	53.40	1523	12.9090%	Fecal		CFU/100 mL	200	283.2	86400	-	261,342.5
5439000	5/22/2002	136	136	0.3915	53.40	1523	12.9090%	Fecal		CFU/100 mL	200	283.2	86400	-	261,342.5
5439000	7/18/2007	136	136	0.3915	53.40	1523	12.9090%	Fecal		CFU/100 mL	200	283.2	86400	-	261,342.5
5439000	5/1/2011	136	136	0.3915	53.40	1523	12.9090%	Fecal		CFU/100 mL	200	283.2	86400	-	261,342.5
5439000	3/15/2021	136	136	0.3915	53.40	1523	12.9090%	Fecal		CFU/100 mL	200	283.2	86400	-	261,342.5
5439000	11/16/1992	135	135	0.3915	53.01	1531	12.9768%	Fecal		CFU/100 mL	200	283.2	86400	-	259,426.8
5439000	7/3/1993	135	135	0.3915	53.01	1531	12.9768%	Fecal		CFU/100 mL	200	283.2	86400	-	259,426.8
5439000	4/21/1999	135	135	0.3915	53.01	1531	12.9768%	Fecal		CFU/100 mL	200	283.2	86400	-	259,426.8
5439000	2/18/2001	135	135	0.3915	53.01	1531	12.9768%	Fecal		CFU/100 mL	200	283.2	86400	-	259,426.8
5439000	3/24/2001	135	135	0.3915	53.01	1531	12.9768%	Fecal		CFU/100 mL	200	283.2	86400	-	259,426.8
5439000	6/13/2002	135	135	0.3915	53.01	1531	12.9768%	Fecal		CFU/100 mL	200	283.2	86400	-	259,426.8
5439000	3/18/2007	135	135	0.3915	53.01	1531	12.9768%	Fecal		CFU/100 mL	200	283.2	86400	-	259,426.8
5439000	12/25/2008	135	135	0.3915	53.01	1531	12.9768%	Fecal		CFU/100 mL	200	283.2	86400	-	259,426.8
5439000	4/7/2009	135	135	0.3915	53.01	1531	12.9768%	Fecal		CFU/100 mL	200	283.2	86400	-	259,426.8
5439000	6/20/2009	135	135	0.3915	53.01	1531	12.9768%	Fecal		CFU/100 mL	200	283.2	86400	-	259,426.8
5439000	11/26/2009	135	135	0.3915	53.01	1531	12.9768%	Fecal		CFU/100 mL	200	283.2	86400	-	259,426.8
5439000	11/27/2009	135	135	0.3915	53.01	1531	12.9768%	Fecal		CFU/100 mL	200	283.2	86400	-	259,426.8
5439000	3/2/2012	135	135	0.3915	53.01	1531	12.9768%	Fecal		CFU/100 mL	200	283.2	86400	-	259,426.8
5439000	6/30/2018	135	135	0.3915	53.01	1531	12.9768%	Fecal		CFU/100 mL	200	283.2	86400	-	259,426.8
5439000	2/9/1990	134	134	0.3915	52.62	1545	13.0954%	Fecal		CFU/100 mL	200	283.2	86400	-	257,511.1
5439000	7/21/1990	134	134	0.3915	52.62	1545	13.0954%	Fecal		CFU/100 mL	200	283.2	86400	-	257,511.1
5439000	4/11/1991	134	134	0.3915	52.62	1545	13.0954%	Fecal		CFU/100 mL	200	283.2	86400	-	257,511.1
5439000	5/6/1991	134	134	0.3915	52.62	1545	13.0954%	Fecal		CFU/100 mL	200	283.2	86400	-	257,511.1
5439000	12/2/1991	134	134	0.3915	52.62	1545	13.0954%	Fecal		CFU/100 mL	200	283.2	86400	-	257,511.1
5439000	5/9/1993	134	134	0.3915	52.62	1545	13.0954%	Fecal		CFU/100 mL	200	283.2	86400	-	257,511.1
5439000	6/25/1993	134	134	0.3915	52.62	1545	13.0954%	Fecal		CFU/100 mL	200	283.2	86400	-	257,511.1
5439000	12/28/1994	134	134	0.3915	52.62	1545	13.0954%	Fecal		CFU/100 mL	200	283.2	86400	-	257,511.1
5439000	8/2/1996	134	134	0.3915	52.62	1545	13.0954%	Fecal		CFU/100 mL	200	283.2	86400	-	257,511.1
5439000	5/2/1999	134	134	0.3915	52.62	1545	13.0954%	Fecal		CFU/100 mL	200	283.2	86400	-	257,511.1
5439000	3/12/2002	134	134	0.3915	52.62	1545	13.0954%	Fecal		CFU/100 mL	200	283.2	86400	-	257,511.1
5439000	4/12/2007	134	134	0.3915	52.62	1545	13.0954%	Fecal		CFU/100 mL	200	283.2	86400	-	257,511.1
5439000	5/19/2010	134	134	0.3915	52.62	1545	13.0954%	Fecal		CFU/100 mL	200	283.2	86400	-	257,511.1
5439000	2/23/2011	134	134	0.3915	52.62	1545	13.0954%	Fecal		CFU/100 mL	200	283.2	86400	-	257,511.1
5439000	7/4/2013	134	134	0.3915	52.62	1545	13.0954%	Fecal		CFU/100 mL	200	283.2	86400	-	257,511.1
5439000	5/18/2015	134	134	0.3915	52.62	1545	13.0954%	Fecal		CFU/100 mL	200	283.2	86400	-	257,511.1
5439000	3/17/2016	134	134	0.3915	52.62	1545	13.0954%	Fecal		CFU/100 mL	200	283.2	86400	-	257,511.1
5439000	3/31/2016	134	134	0.3915	52.62	1545	13.0954%	Fecal		CFU/100 mL	200	283.2	86400	-	257,511.1
5439000	6/1/2016	134	134	0.3915	52.62	1545	13.0954%	Fecal		CFU/100 mL	200	283.2	86400	-	257,511.1
5439000	1/19/2017	134	134	0.3915	52.62	1545	13.0954%	Fecal		CFU/100 mL	200	283.2	86400	-	257,511.1
5439000	4/4/2020	134	134	0.3915	52.62	1545	13.0954%	Fecal		CFU/100 mL	200	283.2	86400	-	257,511.1
5439000	4/6/2022	358	358	0.1459	52.41	1566	13.2734%	Fecal		CFU/100 mL	200	283.2	86400	-	256,470.7
5439000	5/17/1990	133	133	0.3915	52.23	1567	13.2819%	Fecal		CFU/100 mL	200	283.2	86400	-	255,595.3
5439000	12/14/1991	133	133	0.3915	52.23	1567	13.2819%	Fecal		CFU/100 mL	200	283.2	86400	-	255,595.3
5439000	3/10/1992	133	133	0.3915	52.23	1567	13.2819%	Fecal		CFU/100 mL	200	283.2	86400	-	255,595.3
5439000	4/27/1993	133	133	0.3915	52.23	1567	13.2819%	Fecal		CFU/100 mL	200	283.2	86400	-	255,595.3
5439000	4/29/1998	133	133	0.3915	52.23	1567	13.2819%	Fecal		CFU/100 mL	200	283.2	86400	-	255,595.3
5439000	6/8/2001	133	133	0.3915	52.23	1567	13.2819%	Fecal		CFU/100 mL	200	283.2	86400	-	255,595.3
5439000	12/25/2006	133	133	0.3915	52.23	1567	13.2819%	Fecal		CFU/100 mL	200	283.2	86400	-	255,595.3
5439000	4/14/2007	133	133	0.3915	52.23	1567	13.2819%	Fecal		CFU/100 mL	200	283.2	86400	-	255,595.3
5439000	4/13/2013	133	133	0.3915	52.23	1567	13.2819%	Fecal		CFU/100 mL	200	283.2	86400	-	255,595.3
5439000	1/22/2018	133	133	0.3915	52.23	1567	13.2819%	Fecal		CFU/100 mL	200	283.2	86400	-	255,595.3
5439000	3/21/2019	133	133	0.3915	52.23	1567	13.2819%	Fecal		CFU/100 mL	200	283.2	86400	-	255,595.3
5439000	1/1/2020	133	133	0.3915	52.23	1567	13.2819%	Fecal		CFU/100 mL	200	283.2	86400	-	255,595.3
5439000	2/7/1991	132	132	0.3915	51.84	1579	13.3836%	Fecal		CFU/100 mL	200	283.2	86400	-	253,679.6
5439000	4/5/1998	132	132	0.3915	51.84	1579	13.3836%	Fecal		CFU/100 mL	200	283.2	86400	-	253,679.6
5439000	10/25/2001	132	132	0.3915	51.84	1579	13.3836%	Fecal		CFU/100 mL	200	283.2	86400	-	253,679.6
5439000	5/23/2002	132	132	0.3915	51.84	1579	13.3836%	Fecal		CFU/100 mL	200	283.2	86400	-	253,679.6
5439000	6/16/2004	132	132	0.3915	51.84	1579	13.3836%	Fecal		CFU/100 mL	200	283.2	86400	-	253,679.6
5439000	3/31/2007	132	132	0.3915	51.84	1579	13.3836%	Fecal		CFU/100 mL	200	283.2	86400	-	253,679.6
5439000	8/3/2010	132	132	0.3915	51.84	1579	13.3836%	Fecal		CFU/100 mL	200	283.2	86400	-	253,679.6
5439000	6/17/2011	132	132	0.3915	51.84	1579	13.3836%	Fecal		CFU/100 mL	200	283.2	86400	-	253,679.6
5439000	12/4/2011	132	132	0.3915	51.84	1579	13.3836%	Fecal		CFU/100 mL	200	283.2	86400	-	253,679.6
5439000	5/25/2015	132	132	0.3915	51.84	1579	13.3836%	Fecal		CFU/100 mL	200	283.2	86400	-	253,679.6
5439000	7/20/2017	132	132	0.3915	51.84	1579	13.3836%	Fecal		CFU/100 mL	200	283.2	86400	-	253,679.6
5439000	10/24/2017	132	132	0.3915	51.84	1579	13.3836%	Fecal		CFU/100 mL	200	283.2	86400	-	253,679.6
5439000	10/22/2019	132	132	0.3915	51.84	1579	13.3836%	Fecal		CFU/100 mL	200	283.2	86400	-	253,679.6
5439000	3/17/2021	132	132	0.3915	51.84	1579	13.3836%	Fecal		CFU/100 mL	200	283.2	86400	-	253,679.6
5439000	3/24/2021	132	132	0.3915	51.84	1579	13.3836%	Fecal		CFU/100 mL	200	283.2	86400	-	253,679.6
5439000	5/7/1990	131	131	0.3915	51.45	1594	13.5108%	Fecal		CFU/100 mL	200	283.2	86400	-	251,763.9
5439000	8/30/1993	131	131	0.3915	51.45	1594	13.5108%	Fecal		CFU/100 mL	200	283.2	86400	-	251,763.9
5439000	6/16/1998	131	131	0.3915	51.45	1594	13.5108%	Fecal		CFU/100 mL	200	283.2	86400	-	251,763.9
5439000	11/10/2000	131	131	0.3915	51.45	1594	13.5108%	Fecal		CFU/100 mL	200	283.2	86400	-	251,763.9
5439000	5/17/2003	131	131	0.3915	51.45	1594	13.5108%	Fecal		CFU/100 mL	200	283.2	86400	-	251,763.9
5439000	3/2/2009	131	131	0.3915	51.45	1594	13.5108%	Fecal		CFU/100 mL	200	283.2	86400	-	251,763.9
5439000	3/13/2011	131	131	0.3915	51.45	1594	13.5108%	Fecal		CFU/100 mL	200	283.2	86400	-	251,763.9
5439000	1/30/2013	131	131	0.3915	51.45	1594	13.5108%	Fecal		CFU/100 mL	200	283.2	86400	-	251,763.9
5439000	6/8/2019	131	131	0.3915	51.45	1594	13.5108%	Fecal		CFU/100 mL	200	283.2	86400	-	251,763.9
5439000	10/26/2019	131	131	0.3915	51.45	1594	13.5108%	Fecal		CFU/100 mL	200	283.2	86400	-	251,763.9
5439000	3/25/1991	130	130	0.3915	51.06	1604	13.5955%	Fecal		CFU/100 mL	200	283.2	86400	-	249,848.1
5439000	1/5/1995	130	130	0.3915	51.06	1604	13.5955%	Fecal		CFU/100 mL	200	283.2	86400	-	249,848.1
5439000	2/20/1995	130	130	0.3915	51.06	1604	13.5955%	Fecal		CFU/100 mL	200	283.2	86400	-	249,848.1
5439000	6/19/1998	130	130	0.3915	51.06	1604	13.5955%	Fecal		CFU/100 mL	200	283.2	86400	-	249,848.1
5439000	5/7/2003	130	130	0.3915	51.06	1604	13.5955%	Fecal		CFU/100 mL	200	283.2	86400	-	249,848.1
5439000	4/2/2004	130	130	0.3915	51.06	1604	13.5955%	Fecal		CFU/100 mL	200	283.2	86400	-	249,848.1
5439000	1/15/2005	130	130	0.3915	51.06	1604	13.5955%	Fecal		CFU/100 mL	200	283.2	86400	-	249,848.1
5439000	11/30/2006	130	130	0.3915	51.06	1604	13.5955%	Fecal		CFU/100 mL	200	283.2	86400	-	249,848.1
5439000	3/7/2007	130	130	0.3915	51.06	1604	13.5955%	Fecal		CFU/100 mL	200	283.2	86400	-	249,848.1
5439000	3/19/2007	130	130	0.3915	51.06	1604	13.5955%	Fecal		CFU/100 mL	200	283.2	86400	-	249,848.1
5439000	8/19/2007	130	130	0.3915	51.06	1604	13.5955%	Fecal		CFU/100 mL	200	283.2	86400	-	249,848.1
5439000	6/13/2008	130	130	0.3915	51.06	1604	13.5955%	Fecal		CFU/100 mL	200	283.2	86400	-	249,848.1
5439000	3/23/2011	130	130	0.3915	51.06	1604	13.5955%	Fecal		CFU/100 mL	200	283.2	86400	-	249,848.1
5439000	1/3/2016	130	130	0.3915	51.06	1604	13.5955%	Fecal		CFU/100 mL	200	283.2	86400	-	249,848.1
5439000	6/16/2019	130	130	0.3915	51.06	1604	13.5955%	Fecal		CFU/100 mL	200	283.2	86400	-	249,848.1
5439000	11/22/2019	130	130	0.3915	51.06	1604	13.5955%	Fecal		CFU/100 mL	200	283.2	86400	-	249,848.1
5439000	11/15/1994	129	129	0.3915	50.66	1620	13.7311%	Fecal		CFU/100 mL	200	283.2	86400	-	247,932.4
5439000	5/17/1995	129	129	0.3915	50.66	1620	13.7311%	Fecal		CFU/100 mL	200	283.2	86400	-	247,932.4
5439000	5/10/1997	129	129	0.3915	50.66	1620	13.7311%	Fecal		CFU/100 mL	200	283.2	86400	-	247,932.4
5439000	4/14/1998	129	129	0.3915	50.66	1620	13.7311%	Fecal		CFU/100 mL	200	283.2	86400	-	247,932.4
5439000	5/2/1998	129	129	0.3915	50.66	1620	13.7311%	Fecal		CFU/100 mL	200	283.2	86400	-	247,932.4
5439000	4/24/2000	129	129	0.3915	50.66	1620	13.7311%	Fecal		CFU/100 mL	200	283.2	86400	-	247,932.4
5439000	2/20/2001	129	129	0.3915	50.66	1620	13.7311%	Fecal		CFU/100 mL	200	283.2	86400	-	247,932.4
5439000	2/22/2002	129	129	0.3915	50.66	1620	13.7311%	Fecal		CFU/100 mL	200	283.2	86400	-	247,932.4
5439000	3/30/2007	129	129	0.3915	50.66	1620	13.7311%	Fecal		CFU/100 mL	200	283.2	86400	-	247,932.4
5439000	12/22/2008	129	129	0.3915	50.66	1620	13.7311%	Fecal		CFU/100 mL	200	283.2	86400	-	247,932.4
5439000	5/20/2009	129	129	0.3915	50.66	1620	13.7311%	Fecal		CFU/100 mL	200	283.2	86400	-	247,932.4
5439000	6/6/2011	129	129	0.3915	50.66	1620	13.7311%	Fecal		CFU/100 mL	200	283.2	86400	-	247,932.4
5439000	5/15/2015	129	129	0.3915	50.66	1620	13.7311%	Fecal		CFU/100 mL	200	283.2	86400	-	247,932.4
5439000	6/13/2015	129	129	0.3915	50.66	1620	13.7311%	Fecal		CFU/100 mL	200	283.2	86400	-	247,932.4
5439000	7/29/2017	129	129	0.3915	50.66	1620	13.7311%	Fecal		CFU/100 mL	200	283.2	86400	-	247,932.4
5439000	10/18/2017	129	129	0.3915	50.66	1620	13.7311%	Fecal		CFU/100 mL	200	283.2	86400	-	247,932.4
5439000	3/5/2018	129	129	0.3915	50.66	1620	13.7311%	Fecal		CFU/100 mL	200	283.2	86400	-	247,932.4
5439000	3/26/2021	129	129	0.3915	50.66	1620	13.7311%	Fecal		CFU/100 mL	200	283.2	86400	-	247,932.4
5439000	3/23/1990	128	128	0.3915	50.27	1638	13.8837%	Fecal		CFU/100 mL	200	283.2	86400	-	246,016.7

Gage ID	Date	Discharge (CFS)	Gage Discharge (less Surrogate NPDES) (CFS)	Watershed Area Ratio	Calculated flow (CFS)	Rank	Flow Exceedance %	Parameter	Results	Units (mg or micro_gram	Limit/Standard	100mL/CF	sec/day	Actual Load (million colonies/day)	Allowable Load (million colonies/day)
5439000	6/13/1991	128	128	0.3915	50.27	1638	13.8837%	Fecal		CFU/100 mL	200	283.2	86400	-	246,016.7
5439000	2/18/1992	128	128	0.3915	50.27	1638	13.8837%	Fecal		CFU/100 mL	200	283.2	86400	-	246,016.7
5439000	6/14/1996	128	128	0.3915	50.27	1638	13.8837%	Fecal		CFU/100 mL	200	283.2	86400	-	246,016.7
5439000	3/23/1998	128	128	0.3915	50.27	1638	13.8837%	Fecal		CFU/100 mL	200	283.2	86400	-	246,016.7
5439000	5/19/1998	128	128	0.3915	50.27	1638	13.8837%	Fecal		CFU/100 mL	200	283.2	86400	-	246,016.7
5439000	6/6/1999	128	128	0.3915	50.27	1638	13.8837%	Fecal		CFU/100 mL	200	283.2	86400	-	246,016.7
5439000	3/2/2008	128	128	0.3915	50.27	1638	13.8837%	Fecal		CFU/100 mL	200	283.2	86400	-	246,016.7
5439000	5/30/2009	128	128	0.3915	50.27	1638	13.8837%	Fecal		CFU/100 mL	200	283.2	86400	-	246,016.7
5439000	6/2/2009	128	128	0.3915	50.27	1638	13.8837%	Fecal		CFU/100 mL	200	283.2	86400	-	246,016.7
5439000	3/20/2010	128	128	0.3915	50.27	1638	13.8837%	Fecal		CFU/100 mL	200	283.2	86400	-	246,016.7
5439000	3/3/2011	128	128	0.3915	50.27	1638	13.8837%	Fecal		CFU/100 mL	200	283.2	86400	-	246,016.7
5439000	6/28/2015	128	128	0.3915	50.27	1638	13.8837%	Fecal		CFU/100 mL	200	283.2	86400	-	246,016.7
5439000	12/20/2015	128	128	0.3915	50.27	1638	13.8837%	Fecal		CFU/100 mL	200	283.2	86400	-	246,016.7
5439000	4/2/2016	128	128	0.3915	50.27	1638	13.8837%	Fecal		CFU/100 mL	200	283.2	86400	-	246,016.7
5439000	5/21/2016	128	128	0.3915	50.27	1638	13.8837%	Fecal		CFU/100 mL	200	283.2	86400	-	246,016.7
5439000	5/9/1990	127	127	0.3915	49.88	1654	14.0193%	Fecal		CFU/100 mL	200	283.2	86400	-	244,100.9
5439000	2/26/1992	127	127	0.3915	49.88	1654	14.0193%	Fecal		CFU/100 mL	200	283.2	86400	-	244,100.9
5439000	4/28/1993	127	127	0.3915	49.88	1654	14.0193%	Fecal		CFU/100 mL	200	283.2	86400	-	244,100.9
5439000	5/18/1995	127	127	0.3915	49.88	1654	14.0193%	Fecal		CFU/100 mL	200	283.2	86400	-	244,100.9
5439000	2/15/1998	127	127	0.3915	49.88	1654	14.0193%	Fecal		CFU/100 mL	200	283.2	86400	-	244,100.9
5439000	7/5/2000	127	127	0.3915	49.88	1654	14.0193%	Fecal		CFU/100 mL	200	283.2	86400	-	244,100.9
5439000	5/21/2003	127	127	0.3915	49.88	1654	14.0193%	Fecal		CFU/100 mL	200	283.2	86400	-	244,100.9
5439000	2/17/2005	127	127	0.3915	49.88	1654	14.0193%	Fecal		CFU/100 mL	200	283.2	86400	-	244,100.9
5439000	12/26/2008	127	127	0.3915	49.88	1654	14.0193%	Fecal		CFU/100 mL	200	283.2	86400	-	244,100.9
5439000	6/17/2009	127	127	0.3915	49.88	1654	14.0193%	Fecal		CFU/100 mL	200	283.2	86400	-	244,100.9
5439000	3/24/2011	127	127	0.3915	49.88	1654	14.0193%	Fecal		CFU/100 mL	200	283.2	86400	-	244,100.9
5439000	3/7/2012	127	127	0.3915	49.88	1654	14.0193%	Fecal		CFU/100 mL	200	283.2	86400	-	244,100.9
5439000	5/10/2012	127	127	0.3915	49.88	1654	14.0193%	Fecal		CFU/100 mL	200	283.2	86400	-	244,100.9
5439000	6/15/2013	127	127	0.3915	49.88	1654	14.0193%	Fecal		CFU/100 mL	200	283.2	86400	-	244,100.9
5439000	3/17/2015	127	127	0.3915	49.88	1654	14.0193%	Fecal		CFU/100 mL	200	283.2	86400	-	244,100.9
5439000	3/27/2021	127	127	0.3915	49.88	1654	14.0193%	Fecal		CFU/100 mL	200	283.2	86400	-	244,100.9
5439000	2/8/1990	126	126	0.3915	49.49	1670	14.1549%	Fecal		CFU/100 mL	200	283.2	86400	-	242,185.2
5439000	12/12/1990	126	126	0.3915	49.49	1670	14.1549%	Fecal		CFU/100 mL	200	283.2	86400	-	242,185.2
5439000	4/1/1991	126	126	0.3915	49.49	1670	14.1549%	Fecal		CFU/100 mL	200	283.2	86400	-	242,185.2
5439000	4/20/1991	126	126	0.3915	49.49	1670	14.1549%	Fecal		CFU/100 mL	200	283.2	86400	-	242,185.2
5439000	12/11/1991	126	126	0.3915	49.49	1670	14.1549%	Fecal		CFU/100 mL	200	283.2	86400	-	242,185.2
5439000	12/21/1992	126	126	0.3915	49.49	1670	14.1549%	Fecal		CFU/100 mL	200	283.2	86400	-	242,185.2
5439000	2/27/1998	126	126	0.3915	49.49	1670	14.1549%	Fecal		CFU/100 mL	200	283.2	86400	-	242,185.2
5439000	2/28/1998	126	126	0.3915	49.49	1670	14.1549%	Fecal		CFU/100 mL	200	283.2	86400	-	242,185.2
5439000	5/19/1999	126	126	0.3915	49.49	1670	14.1549%	Fecal		CFU/100 mL	200	283.2	86400	-	242,185.2
5439000	6/1/1999	126	126	0.3915	49.49	1670	14.1549%	Fecal		CFU/100 mL	200	283.2	86400	-	242,185.2
5439000	3/25/2004	126	126	0.3915	49.49	1670	14.1549%	Fecal		CFU/100 mL	200	283.2	86400	-	242,185.2
5439000	6/9/2004	126	126	0.3915	49.49	1670	14.1549%	Fecal		CFU/100 mL	200	283.2	86400	-	242,185.2
5439000	3/8/2007	126	126	0.3915	49.49	1670	14.1549%	Fecal		CFU/100 mL	200	283.2	86400	-	242,185.2
5439000	4/17/2008	126	126	0.3915	49.49	1670	14.1549%	Fecal		CFU/100 mL	200	283.2	86400	-	242,185.2
5439000	2/7/2009	126	126	0.3915	49.49	1670	14.1549%	Fecal		CFU/100 mL	200	283.2	86400	-	242,185.2
5439000	2/15/2009	126	126	0.3915	49.49	1670	14.1549%	Fecal		CFU/100 mL	200	283.2	86400	-	242,185.2
5439000	3/20/2009	126	126	0.3915	49.49	1670	14.1549%	Fecal		CFU/100 mL	200	283.2	86400	-	242,185.2
5439000	5/13/2009	126	126	0.3915	49.49	1670	14.1549%	Fecal		CFU/100 mL	200	283.2	86400	-	242,185.2
5439000	8/6/2010	126	126	0.3915	49.49	1670	14.1549%	Fecal		CFU/100 mL	200	283.2	86400	-	242,185.2
5439000	5/20/2011	126	126	0.3915	49.49	1670	14.1549%	Fecal		CFU/100 mL	200	283.2	86400	-	242,185.2
5439000	5/3/2013	126	126	0.3915	49.49	1670	14.1549%	Fecal		CFU/100 mL	200	283.2	86400	-	242,185.2
5439000	5/29/2015	126	126	0.3915	49.49	1670	14.1549%	Fecal		CFU/100 mL	200	283.2	86400	-	242,185.2
5439000	7/18/2015	126	126	0.3915	49.49	1670	14.1549%	Fecal		CFU/100 mL	200	283.2	86400	-	242,185.2
5439000	5/8/2017	126	126	0.3915	49.49	1670	14.1549%	Fecal		CFU/100 mL	200	283.2	86400	-	242,185.2
5439000	2/23/2022	337	337	0.1459	49.34	1694	14.3584%	Fecal		CFU/100 mL	200	283.2	86400	-	241,473.4
5439000	1/18/1995	125	125	0.3915	49.10	1695	14.3668%	Fecal		CFU/100 mL	200	283.2	86400	-	240,269.5
5439000	4/16/1995	125	125	0.3915	49.10	1695	14.3668%	Fecal		CFU/100 mL	200	283.2	86400	-	240,269.5
5439000	6/16/1996	125	125	0.3915	49.10	1695	14.3668%	Fecal		CFU/100 mL	200	283.2	86400	-	240,269.5
5439000	3/7/1997	125	125	0.3915	49.10	1695	14.3668%	Fecal		CFU/100 mL	200	283.2	86400	-	240,269.5
5439000	5/9/1999	125	125	0.3915	49.10	1695	14.3668%	Fecal		CFU/100 mL	200	283.2	86400	-	240,269.5
5439000	4/13/2002	125	125	0.3915	49.10	1695	14.3668%	Fecal		CFU/100 mL	200	283.2	86400	-	240,269.5
5439000	3/21/2010	125	125	0.3915	49.10	1695	14.3668%	Fecal		CFU/100 mL	200	283.2	86400	-	240,269.5
5439000	6/29/2010	125	125	0.3915	49.10	1695	14.3668%	Fecal		CFU/100 mL	200	283.2	86400	-	240,269.5
5439000	4/30/2013	125	125	0.3915	49.10	1695	14.3668%	Fecal		CFU/100 mL	200	283.2	86400	-	240,269.5
5439000	6/26/2014	125	125	0.3915	49.10	1695	14.3668%	Fecal		CFU/100 mL	200	283.2	86400	-	240,269.5
5439000	11/22/2015	125	125	0.3915	49.10	1695	14.3668%	Fecal		CFU/100 mL	200	283.2	86400	-	240,269.5
5439000	5/6/2016	125	125	0.3915	49.10	1695	14.3668%	Fecal		CFU/100 mL	200	283.2	86400	-	240,269.5
5439000	12/28/2016	125	125	0.3915	49.10	1695	14.3668%	Fecal		CFU/100 mL	200	283.2	86400	-	240,269.5
5439000	1/16/2017	125	125	0.3915	49.10	1695	14.3668%	Fecal		CFU/100 mL	200	283.2	86400	-	240,269.5
5439000	5/16/2017	125	125	0.3915	49.10	1695	14.3668%	Fecal		CFU/100 mL	200	283.2	86400	-	240,269.5
5439000	12/7/2018	125	125	0.3915	49.10	1695	14.3668%	Fecal		CFU/100 mL	200	283.2	86400	-	240,269.5
5439000	11/27/2019	125	125	0.3915	49.10	1695	14.3668%	Fecal		CFU/100 mL	200	283.2	86400	-	240,269.5
5439000	5/10/2021	125	125	0.3915	49.10	1695	14.3668%	Fecal		CFU/100 mL	200	283.2	86400	-	240,269.5
5439000	5/19/1990	124	124	0.3915	48.71	1713	14.5194%	Fecal		CFU/100 mL	200	283.2	86400	-	238,353.7
5439000	4/16/1992	124	124	0.3915	48.71	1713	14.5194%	Fecal		CFU/100 mL	200	283.2	86400	-	238,353.7
5439000	5/1/1995	124	124	0.3915	48.71	1713	14.5194%	Fecal		CFU/100 mL	200	283.2	86400	-	238,353.7
5439000	5/19/1995	124	124	0.3915	48.71	1713	14.5194%	Fecal		CFU/100 mL	200	283.2	86400	-	238,353.7
5439000	3/11/1998	124	124	0.3915	48.71	1713	14.5194%	Fecal		CFU/100 mL	200	283.2	86400	-	238,353.7
5439000	5/16/1998	124	124	0.3915	48.71	1713	14.5194%	Fecal		CFU/100 mL	200	283.2	86400	-	238,353.7
5439000	2/6/1999	124	124	0.3915	48.71	1713	14.5194%	Fecal		CFU/100 mL	200	283.2	86400	-	238,353.7
5439000	6/19/1999	124	124	0.3915	48.71	1713	14.5194%	Fecal		CFU/100 mL	200	283.2	86400	-	238,353.7
5439000	3/19/2008	124	124	0.3915	48.71	1713	14.5194%	Fecal		CFU/100 mL	200	283.2	86400	-	238,353.7
5439000	4/8/2008	124	124	0.3915	48.71	1713	14.5194%	Fecal		CFU/100 mL	200	283.2	86400	-	238,353.7
5439000	6/11/2008	124	124	0.3915	48.71	1713	14.5194%	Fecal		CFU/100 mL	200	283.2	86400	-	238,353.7
5439000	3/23/2010	124	124	0.3915	48.71	1713	14.5194%	Fecal		CFU/100 mL	200	283.2	86400	-	238,353.7
5439000	4/10/2010	124	124	0.3915	48.71	1713	14.5194%	Fecal		CFU/100 mL	200	283.2	86400	-	238,353.7
5439000	7/8/2015	124	124	0.3915	48.71	1713	14.5194%	Fecal		CFU/100 mL	200	283.2	86400	-	238,353.7
5439000	12/6/2015	124	124	0.3915	48.71	1713	14.5194%	Fecal		CFU/100 mL	200	283.2	86400	-	238,353.7
5439000	3/27/2016	124	124	0.3915	48.71	1713	14.5194%	Fecal		CFU/100 mL	200	283.2	86400	-	238,353.7
5439000	12/31/2018	124	124	0.3915	48.71	1713	14.5194%	Fecal		CFU/100 mL	200	283.2	86400	-	238,353.7
5439000	2/10/2019	124	124	0.3915	48.71	1713	14.5194%	Fecal		CFU/100 mL	200	283.2	86400	-	238,353.7
5439000	6/17/2019	124	124	0.3915	48.71	1713	14.5194%	Fecal		CFU/100 mL	200	283.2	86400	-	238,353.7
5439000	9/21/2019	124	124	0.3915	48.71	1713	14.5194%	Fecal		CFU/100 mL	200	283.2	86400	-	238,353.7
5439000	10/14/2019	124	124	0.3915	48.71	1713	14.5194%	Fecal		CFU/100 mL	200	283.2	86400	-	238,353.7
5439000	2/27/1994	123	123	0.3915	48.31	1734	14.6974%	Fecal		CFU/100 mL	200	283.2	86400	-	236,438.0
5439000	11/5/1994	123	123	0.3915	48.31	1734	14.6974%	Fecal		CFU/100 mL	200	283.2	86400	-	236,438.0
5439000	6/14/2002	123	123	0.3915	48.31	1734	14.6974%	Fecal		CFU/100 mL	200	283.2	86400	-	236,438.0
5439000	6/10/2004	123	123	0.3915	48.31	1734	14.6974%	Fecal		CFU/100 mL	200	283.2	86400	-	236,438.0
5439000	12/1/2006	123	123	0.3915	48.31	1734	14.6974%	Fecal		CFU/100 mL	200	283.2	86400	-	236,438.0
5439000	12/17/2006	123	123	0.3915	48.31	1734	14.6974%	Fecal		CFU/100 mL	200	283.2	86400	-	236,438.0
5439000	6/2/2007	123	123	0.3915	48.31	1734	14.6974%	Fecal		CFU/100 mL	200	283.2	86400	-	236,438.0
5439000	9/30/2008	123	123	0.3915	48.31	1734	14.6974%	Fecal		CFU/100 mL	200	283.2	86400	-	236,438.0
5439000	5/10/2009	123	123	0.3915	48.31	1734	14.6974%	Fecal		CFU/100 mL	200	283.2	86400	-	236,438.0
5439000	10/29/2009	123	123	0.3915	48.31	1734	14.6974%	Fecal		CFU/100 mL	200	283.2	86400	-	236,438.0
5439000	11/6/2009	123	123	0.3915	48.31	1734	14.6974%	Fecal		CFU/100 mL	200	283.2	86400	-	236,438.0
5439000	4/11/2015	123	123	0.3915	48.31	1734	14.6974%	Fecal		CFU/100 mL	200	283.2	86400	-	236,438.0
5439000	5/31/2016	123	123	0.3915	48.31	1734	14.6974%	Fecal		CFU/100 mL	200	283.2	86400	-	236,438.0
5439000	5/18/2018	123	123	0.3915	48.31	1734	14.6974%	Fecal		CFU/100 mL	200	283.2	86400	-	236,438.0
5439000	2/23/2019	123	123	0.3915	48.31	1734	14.6974%	Fecal		CFU/100 mL	200	283.2	86400	-	236,438.0
5439000	11/21/2019	123	123	0.3915	48.31	1734	14.6974%	Fecal		CFU/100 mL	200	283.2	86400	-	236,438.0
5439000	3/13/2020	123	123	0.3915	48.31	1734	14.6974%	Fecal		CFU/100 mL	200	283.2	86400	-	236,438.0
5439000	5/26/2020	123	123	0.3915	48.31	1734	14.6974%	Fecal		CFU/100 mL	200	283.2	86400	-	236,438.0
5439000	4/12/1991	122	122	0.3915	47.92	1752	14.8500%	Fecal		CFU/100 mL	200	283.2	86400	-	234,522.3
5439000	6/5/1991	122	122	0.3915	47.92	1752	14.8500%	Fecal		CFU/100 mL	200	283.2	86400	-	234,522.3
5439000	12/2/1992	122	122	0.3915	47.92	1752	14.8500%	Fecal		CFU/100 mL	200	283.2	86400	-	234,522.3
5439000	11/14/1995	122	122	0.3915	47.92	1752	14.8500%	Fecal		CFU/100 mL	200	283.2	86400	-	234,522.3
5439000	5/13/1996	122	122	0.3915	47.92	1752	14.8500%	Fecal		CFU/100 mL	200	283.2	86400	-	234,522.3
5439000	2/14/1999	122	122	0.3915	47.92	1752	14.8500%	Fecal		CFU/100 mL	200	283.2	86400	-	234,522.3
5439000	5/2/2002	122	122	0.3915	47.92	1752	14.8500%	Fecal		CFU/100 mL	200	283.2	86400	-	234,522.3
5439000	4/4/2007	122	122	0.3915	47.92	1752	14.8500%	Fecal		CFU/100 mL	200	283.2	86400	-	234,522.3
5439000	3/23/2008	122	122	0.3915	47.92	1752	14.8500%	Fecal		CFU/100 mL	200	283.2	86400	-	234,522.3
5439000	12/20/2011	122	122	0.3915	47.92	1752	14.8500%	Fecal		CFU/100 mL	200	283.2	86400	-	234,522.3
5439000	1/27/2017	122	122	0.3915	47.92	1752	14.8500%	Fecal		CFU/100 mL	200	283.2	86400	-	234,522.3
5439000	7/26/2017	122	122	0.3915	47.92	1752	14.8500%	Fecal		CFU/100 mL	200	283.2	86400	-	234,522.3
5439000	3/21/2020	122	122	0.3915	47.92	1752	14.8500%	Fecal		CFU/100 mL	200	283.2	86400	-	234,522.3

Gage ID	Date	Discharge (CFS)	Gage Discharge (less Surrogate NPDES) (CFS)	Watershed Area Ratio	Calculated flow (CFS)	Rank	Flow Exceedance %	Parameter	Results	Units (mg or micro_gram	Limit/Standard	100mL/CF	sec/day	Actual Load (million colonies/day)	Allowable Load (million colonies/day)
5439000	5/9/2021	122	122	0.3915	47.92	1752	14.8500%	Fecal		CFU/100 mL	200	283.2	86400	-	234,522.3
5439000	6/22/1990	121	121	0.3915	47.53	1766	14.9686%	Fecal		CFU/100 mL	200	283.2	86400	-	232,606.5
5439000	4/30/1998	121	121	0.3915	47.53	1766	14.9686%	Fecal		CFU/100 mL	200	283.2	86400	-	232,606.5
5439000	10/17/1998	121	121	0.3915	47.53	1766	14.9686%	Fecal		CFU/100 mL	200	283.2	86400	-	232,606.5
5439000	4/20/1999	121	121	0.3915	47.53	1766	14.9686%	Fecal		CFU/100 mL	200	283.2	86400	-	232,606.5
5439000	6/21/2000	121	121	0.3915	47.53	1766	14.9686%	Fecal		CFU/100 mL	200	283.2	86400	-	232,606.5
5439000	5/25/2002	121	121	0.3915	47.53	1766	14.9686%	Fecal		CFU/100 mL	200	283.2	86400	-	232,606.5
5439000	8/14/2007	121	121	0.3915	47.53	1766	14.9686%	Fecal		CFU/100 mL	200	283.2	86400	-	232,606.5
5439000	7/21/2008	121	121	0.3915	47.53	1766	14.9686%	Fecal		CFU/100 mL	200	283.2	86400	-	232,606.5
5439000	4/8/2009	121	121	0.3915	47.53	1766	14.9686%	Fecal		CFU/100 mL	200	283.2	86400	-	232,606.5
5439000	6/1/2009	121	121	0.3915	47.53	1766	14.9686%	Fecal		CFU/100 mL	200	283.2	86400	-	232,606.5
5439000	5/4/2013	121	121	0.3915	47.53	1766	14.9686%	Fecal		CFU/100 mL	200	283.2	86400	-	232,606.5
5439000	4/9/2015	121	121	0.3915	47.53	1766	14.9686%	Fecal		CFU/100 mL	200	283.2	86400	-	232,606.5
5439000	5/30/2015	121	121	0.3915	47.53	1766	14.9686%	Fecal		CFU/100 mL	200	283.2	86400	-	232,606.5
5439000	5/27/2016	121	121	0.3915	47.53	1766	14.9686%	Fecal		CFU/100 mL	200	283.2	86400	-	232,606.5
5439000	4/11/2017	121	121	0.3915	47.53	1766	14.9686%	Fecal		CFU/100 mL	200	283.2	86400	-	232,606.5
5439000	4/20/2017	121	121	0.3915	47.53	1766	14.9686%	Fecal		CFU/100 mL	200	283.2	86400	-	232,606.5
5439000	7/1/2018	121	121	0.3915	47.53	1766	14.9686%	Fecal		CFU/100 mL	200	283.2	86400	-	232,606.5
5439000	11/7/2019	121	121	0.3915	47.53	1766	14.9686%	Fecal		CFU/100 mL	200	283.2	86400	-	232,606.5
5439000	2/5/2020	121	121	0.3915	47.53	1766	14.9686%	Fecal		CFU/100 mL	200	283.2	86400	-	232,606.5
5439000	12/19/1990	120	120	0.3915	47.14	1785	15.1297%	Fecal		CFU/100 mL	200	283.2	86400	-	230,690.8
5439000	7/29/1993	120	120	0.3915	47.14	1785	15.1297%	Fecal		CFU/100 mL	200	283.2	86400	-	230,690.8
5439000	9/18/1993	120	120	0.3915	47.14	1785	15.1297%	Fecal		CFU/100 mL	200	283.2	86400	-	230,690.8
5439000	10/3/1993	120	120	0.3915	47.14	1785	15.1297%	Fecal		CFU/100 mL	200	283.2	86400	-	230,690.8
5439000	3/18/1994	120	120	0.3915	47.14	1785	15.1297%	Fecal		CFU/100 mL	200	283.2	86400	-	230,690.8
5439000	4/20/1995	120	120	0.3915	47.14	1785	15.1297%	Fecal		CFU/100 mL	200	283.2	86400	-	230,690.8
5439000	5/3/1998	120	120	0.3915	47.14	1785	15.1297%	Fecal		CFU/100 mL	200	283.2	86400	-	230,690.8
5439000	5/3/1999	120	120	0.3915	47.14	1785	15.1297%	Fecal		CFU/100 mL	200	283.2	86400	-	230,690.8
5439000	6/28/2000	120	120	0.3915	47.14	1785	15.1297%	Fecal		CFU/100 mL	200	283.2	86400	-	230,690.8
5439000	6/3/2001	120	120	0.3915	47.14	1785	15.1297%	Fecal		CFU/100 mL	200	283.2	86400	-	230,690.8
5439000	8/12/2007	120	120	0.3915	47.14	1785	15.1297%	Fecal		CFU/100 mL	200	283.2	86400	-	230,690.8
5439000	6/15/2008	120	120	0.3915	47.14	1785	15.1297%	Fecal		CFU/100 mL	200	283.2	86400	-	230,690.8
5439000	3/24/2009	120	120	0.3915	47.14	1785	15.1297%	Fecal		CFU/100 mL	200	283.2	86400	-	230,690.8
5439000	2/17/2011	120	120	0.3915	47.14	1785	15.1297%	Fecal		CFU/100 mL	200	283.2	86400	-	230,690.8
5439000	2/3/2020	120	120	0.3915	47.14	1785	15.1297%	Fecal		CFU/100 mL	200	283.2	86400	-	230,690.8
5439000	6/23/1990	119	119	0.3915	46.75	1800	15.2568%	Fecal		CFU/100 mL	200	283.2	86400	-	228,775.1
5439000	4/6/1998	119	119	0.3915	46.75	1800	15.2568%	Fecal		CFU/100 mL	200	283.2	86400	-	228,775.1
5439000	4/7/1998	119	119	0.3915	46.75	1800	15.2568%	Fecal		CFU/100 mL	200	283.2	86400	-	228,775.1
5439000	5/1/1998	119	119	0.3915	46.75	1800	15.2568%	Fecal		CFU/100 mL	200	283.2	86400	-	228,775.1
5439000	2/7/1999	119	119	0.3915	46.75	1800	15.2568%	Fecal		CFU/100 mL	200	283.2	86400	-	228,775.1
5439000	3/20/2007	119	119	0.3915	46.75	1800	15.2568%	Fecal		CFU/100 mL	200	283.2	86400	-	228,775.1
5439000	6/6/2008	119	119	0.3915	46.75	1800	15.2568%	Fecal		CFU/100 mL	200	283.2	86400	-	228,775.1
5439000	9/29/2008	119	119	0.3915	46.75	1800	15.2568%	Fecal		CFU/100 mL	200	283.2	86400	-	228,775.1
5439000	1/5/2009	119	119	0.3915	46.75	1800	15.2568%	Fecal		CFU/100 mL	200	283.2	86400	-	228,775.1
5439000	3/22/2019	119	119	0.3915	46.75	1800	15.2568%	Fecal		CFU/100 mL	200	283.2	86400	-	228,775.1
5439000	7/3/2021	119	119	0.3915	46.75	1800	15.2568%	Fecal		CFU/100 mL	200	283.2	86400	-	228,775.1
5439000	12/5/1990	118	118	0.3915	46.36	1811	15.3501%	Fecal		CFU/100 mL	200	283.2	86400	-	226,859.3
5439000	5/20/1991	118	118	0.3915	46.36	1811	15.3501%	Fecal		CFU/100 mL	200	283.2	86400	-	226,859.3
5439000	10/17/1993	118	118	0.3915	46.36	1811	15.3501%	Fecal		CFU/100 mL	200	283.2	86400	-	226,859.3
5439000	5/5/1998	118	118	0.3915	46.36	1811	15.3501%	Fecal		CFU/100 mL	200	283.2	86400	-	226,859.3
5439000	2/28/2000	118	118	0.3915	46.36	1811	15.3501%	Fecal		CFU/100 mL	200	283.2	86400	-	226,859.3
5439000	5/24/2002	118	118	0.3915	46.36	1811	15.3501%	Fecal		CFU/100 mL	200	283.2	86400	-	226,859.3
5439000	6/11/2004	118	118	0.3915	46.36	1811	15.3501%	Fecal		CFU/100 mL	200	283.2	86400	-	226,859.3
5439000	6/17/2004	118	118	0.3915	46.36	1811	15.3501%	Fecal		CFU/100 mL	200	283.2	86400	-	226,859.3
5439000	2/7/2005	118	118	0.3915	46.36	1811	15.3501%	Fecal		CFU/100 mL	200	283.2	86400	-	226,859.3
5439000	5/2/2007	118	118	0.3915	46.36	1811	15.3501%	Fecal		CFU/100 mL	200	283.2	86400	-	226,859.3
5439000	9/25/2008	118	118	0.3915	46.36	1811	15.3501%	Fecal		CFU/100 mL	200	283.2	86400	-	226,859.3
5439000	4/3/2014	118	118	0.3915	46.36	1811	15.3501%	Fecal		CFU/100 mL	200	283.2	86400	-	226,859.3
5439000	10/27/2017	118	118	0.3915	46.36	1811	15.3501%	Fecal		CFU/100 mL	200	283.2	86400	-	226,859.3
5439000	6/9/2019	118	118	0.3915	46.36	1811	15.3501%	Fecal		CFU/100 mL	200	283.2	86400	-	226,859.3
5439000	2/24/2020	118	118	0.3915	46.36	1811	15.3501%	Fecal		CFU/100 mL	200	283.2	86400	-	226,859.3
5439000	2/15/1990	117	117	0.3915	45.97	1826	15.4772%	Fecal		CFU/100 mL	200	283.2	86400	-	224,943.6
5439000	3/24/1990	117	117	0.3915	45.97	1826	15.4772%	Fecal		CFU/100 mL	200	283.2	86400	-	224,943.6
5439000	11/17/1992	117	117	0.3915	45.97	1826	15.4772%	Fecal		CFU/100 mL	200	283.2	86400	-	224,943.6
5439000	6/26/1993	117	117	0.3915	45.97	1826	15.4772%	Fecal		CFU/100 mL	200	283.2	86400	-	224,943.6
5439000	6/28/1996	117	117	0.3915	45.97	1826	15.4772%	Fecal		CFU/100 mL	200	283.2	86400	-	224,943.6
5439000	3/13/2002	117	117	0.3915	45.97	1826	15.4772%	Fecal		CFU/100 mL	200	283.2	86400	-	224,943.6
5439000	4/15/2007	117	117	0.3915	45.97	1826	15.4772%	Fecal		CFU/100 mL	200	283.2	86400	-	224,943.6
5439000	2/20/2008	117	117	0.3915	45.97	1826	15.4772%	Fecal		CFU/100 mL	200	283.2	86400	-	224,943.6
5439000	6/3/2009	117	117	0.3915	45.97	1826	15.4772%	Fecal		CFU/100 mL	200	283.2	86400	-	224,943.6
5439000	6/23/2010	117	117	0.3915	45.97	1826	15.4772%	Fecal		CFU/100 mL	200	283.2	86400	-	224,943.6
5439000	3/3/2012	117	117	0.3915	45.97	1826	15.4772%	Fecal		CFU/100 mL	200	283.2	86400	-	224,943.6
5439000	6/13/2014	117	117	0.3915	45.97	1826	15.4772%	Fecal		CFU/100 mL	200	283.2	86400	-	224,943.6
5439000	6/29/2015	117	117	0.3915	45.97	1826	15.4772%	Fecal		CFU/100 mL	200	283.2	86400	-	224,943.6
5439000	5/10/2016	117	117	0.3915	45.97	1826	15.4772%	Fecal		CFU/100 mL	200	283.2	86400	-	224,943.6
5439000	5/28/2016	117	117	0.3915	45.97	1826	15.4772%	Fecal		CFU/100 mL	200	283.2	86400	-	224,943.6
5439000	5/4/2020	117	117	0.3915	45.97	1826	15.4772%	Fecal		CFU/100 mL	200	283.2	86400	-	224,943.6
5439000	7/16/2021	117	117	0.3915	45.97	1826	15.4772%	Fecal		CFU/100 mL	200	283.2	86400	-	224,943.6
5439000	11/29/1991	116	116	0.3915	45.57	1843	15.6213%	Fecal		CFU/100 mL	200	283.2	86400	-	223,027.9
5439000	12/26/1993	116	116	0.3915	45.57	1843	15.6213%	Fecal		CFU/100 mL	200	283.2	86400	-	223,027.9
5439000	12/29/1994	116	116	0.3915	45.57	1843	15.6213%	Fecal		CFU/100 mL	200	283.2	86400	-	223,027.9
5439000	3/11/1995	116	116	0.3915	45.57	1843	15.6213%	Fecal		CFU/100 mL	200	283.2	86400	-	223,027.9
5439000	4/10/1995	116	116	0.3915	45.57	1843	15.6213%	Fecal		CFU/100 mL	200	283.2	86400	-	223,027.9
5439000	5/20/1999	116	116	0.3915	45.57	1843	15.6213%	Fecal		CFU/100 mL	200	283.2	86400	-	223,027.9
5439000	5/12/2004	116	116	0.3915	45.57	1843	15.6213%	Fecal		CFU/100 mL	200	283.2	86400	-	223,027.9
5439000	6/4/2007	116	116	0.3915	45.57	1843	15.6213%	Fecal		CFU/100 mL	200	283.2	86400	-	223,027.9
5439000	4/5/2008	116	116	0.3915	45.57	1843	15.6213%	Fecal		CFU/100 mL	200	283.2	86400	-	223,027.9
5439000	7/15/2008	116	116	0.3915	45.57	1843	15.6213%	Fecal		CFU/100 mL	200	283.2	86400	-	223,027.9
5439000	5/21/2009	116	116	0.3915	45.57	1843	15.6213%	Fecal		CFU/100 mL	200	283.2	86400	-	223,027.9
5439000	5/2/2011	116	116	0.3915	45.57	1843	15.6213%	Fecal		CFU/100 mL	200	283.2	86400	-	223,027.9
5439000	4/25/2015	116	116	0.3915	45.57	1843	15.6213%	Fecal		CFU/100 mL	200	283.2	86400	-	223,027.9
5439000	4/28/2015	116	116	0.3915	45.57	1843	15.6213%	Fecal		CFU/100 mL	200	283.2	86400	-	223,027.9
5439000	3/6/2018	116	116	0.3915	45.57	1843	15.6213%	Fecal		CFU/100 mL	200	283.2	86400	-	223,027.9
5439000	9/20/2019	116	116	0.3915	45.57	1843	15.6213%	Fecal		CFU/100 mL	200	283.2	86400	-	223,027.9
5439000	5/22/1990	115	115	0.3915	45.18	1859	15.7569%	Fecal		CFU/100 mL	200	283.2	86400	-	221,112.1
5439000	12/11/1990	115	115	0.3915	45.18	1859	15.7569%	Fecal		CFU/100 mL	200	283.2	86400	-	221,112.1
5439000	4/18/1992	115	115	0.3915	45.18	1859	15.7569%	Fecal		CFU/100 mL	200	283.2	86400	-	221,112.1
5439000	11/3/1992	115	115	0.3915	45.18	1859	15.7569%	Fecal		CFU/100 mL	200	283.2	86400	-	221,112.1
5439000	11/20/1992	115	115	0.3915	45.18	1859	15.7569%	Fecal		CFU/100 mL	200	283.2	86400	-	221,112.1
5439000	2/25/1994	115	115	0.3915	45.18	1859	15.7569%	Fecal		CFU/100 mL	200	283.2	86400	-	221,112.1
5439000	6/30/1994	115	115	0.3915	45.18	1859	15.7569%	Fecal		CFU/100 mL	200	283.2	86400	-	221,112.1
5439000	1/5/1998	115	115	0.3915	45.18	1859	15.7569%	Fecal		CFU/100 mL	200	283.2	86400	-	221,112.1
5439000	6/9/1998	115	115	0.3915	45.18	1859	15.7569%	Fecal		CFU/100 mL	200	283.2	86400	-	221,112.1
5439000	2/10/1999	115	115	0.3915	45.18	1859	15.7569%	Fecal		CFU/100 mL	200	283.2	86400	-	221,112.1
5439000	12/26/2006	115	115	0.3915	45.18	1859	15.7569%	Fecal		CFU/100 mL	200	283.2	86400	-	221,112.1
5439000	12/26/2007	115	115	0.3915	45.18	1859	15.7569%	Fecal		CFU/100 mL	200	283.2	86400	-	221,112.1
5439000	1/14/2008	115	115	0.3915	45.18	1859	15.7569%	Fecal		CFU/100 mL	200	283.2	86400	-	221,112.1
5439000	10/27/2008	115	115	0.3915	45.18	1859	15.7569%	Fecal		CFU/100 mL	200	283.2	86400	-	221,112.1
5439000	3/21/2009	115	115	0.3915	45.18	1859	15.7569%	Fecal		CFU/100 mL	200	283.2	86400	-	221,112.1
5439000	6/18/2009	115	115	0.3915	45.18	1859	15.7569%	Fecal		CFU/100 mL	200	283.2	86400	-	221,112.1
5439000	1/29/2010	115	115	0.3915	45.18	1859	15.7569%	Fecal		CFU/100 mL	200	283.2	86400	-	221,112.1
5439000	6/18/2011	115	115	0.3915	45.18	1859	15.7569%	Fecal		CFU/100 mL	200	283.2	86400	-	221,112.1
5439000	3/8/2012	115	115	0.3915	45.18	1859	15.7569%	Fecal		CFU/100 mL	200	283.2	86400	-	221,112.1
5439000	7/8/2014	115	115	0.3915	45.18	1859	15.7569%	Fecal		CFU/100 mL	200	283.2	86400	-	221,112.1
5439000	4/7/2016	115	115	0.3915	45.18	1859	15.7569%	Fecal		CFU/100 mL	200	283.2	86400	-	221,112.1
5439000	5/7/2016	115	115	0.3915	45.18	1859	15.7569%	Fecal		CFU/100 mL	200	283.2	86400	-	221,112.1
5439000	2/15/2019	115	115	0.3915	45.18	1859	15.7569%	Fecal		CFU/100 mL	200	283.2	86400	-	221,112.1
5439000	4/17/2019	115	115	0.3915	45.18	1859	15.7569%	Fecal		CFU/100 mL	200	283.2	86400	-	221,112.1
5439000	1/17/1990	114	114	0.3915	44.79	1883	15.9603%	Fecal		CFU/100 mL	200	283.2	86400	-	219,196.4
5439000	3/4/1990	114	114	0.3915	44.79	1883	15.9603%	Fecal		CFU/100 mL	200	283.2	86400	-	219,196.4
5439000	4/21/1991	114	114	0.3915	44.79	1883	15.9603%	Fecal		CFU/100 mL	200	283.2	86400	-	219,196.4
5439000	1/16/1992	114	114	0.3915	44.79	1883	15.9603%	Fecal		CFU/100 mL	200	283.2	86400	-	219,196.4
5439000	2/7/1993	114	114	0.3915	44.79	1883	15.9603%	Fecal		CFU/100 mL	200	283.2	86400	-	219,196.4
5439000	3/13/1994	114	114	0.3915	44.79	1883	15.9603%	Fecal		CFU/100 mL	200	283.2	86400	-	219,196.4
5439000	6/14/1994	114	114	0.3915	44.79	1883	15.9603%	Fecal		CFU/100 mL	200	283.2	86400	-	219,196.4
5439000	8/13/1996	114	114	0.3915	44.79	1883	15.9603%	Fecal		CFU/100 mL	200	283.2	86400	-	219,196.4

Gage ID	Date	Discharge (CFS)	Gage Discharge (less Surrogate NPDES) (CFS)	Watershed Area Ratio	Calculated flow (CFS)	Rank	Flow Exceedance %	Parameter	Results	Units (mg or micro_gram	Limit/Standard	100mL/CF	sec/day	Actual Load (million colonies/day)	Allowable Load (million colonies/day)
5439000	5/11/1999	114	114	0.3915	44.79	1883	15.9603%	Fecal		CFU/100 mL	200	283.2	86400	-	219,196.4
5439000	6/7/1999	114	114	0.3915	44.79	1883	15.9603%	Fecal		CFU/100 mL	200	283.2	86400	-	219,196.4
5439000	3/25/2001	114	114	0.3915	44.79	1883	15.9603%	Fecal		CFU/100 mL	200	283.2	86400	-	219,196.4
5439000	4/14/2002	114	114	0.3915	44.79	1883	15.9603%	Fecal		CFU/100 mL	200	283.2	86400	-	219,196.4
5439000	3/18/2008	114	114	0.3915	44.79	1883	15.9603%	Fecal		CFU/100 mL	200	283.2	86400	-	219,196.4
5439000	5/30/2008	114	114	0.3915	44.79	1883	15.9603%	Fecal		CFU/100 mL	200	283.2	86400	-	219,196.4
5439000	10/24/2008	114	114	0.3915	44.79	1883	15.9603%	Fecal		CFU/100 mL	200	283.2	86400	-	219,196.4
5439000	11/7/2009	114	114	0.3915	44.79	1883	15.9603%	Fecal		CFU/100 mL	200	283.2	86400	-	219,196.4
5439000	11/13/2011	114	114	0.3915	44.79	1883	15.9603%	Fecal		CFU/100 mL	200	283.2	86400	-	219,196.4
5439000	6/15/2018	114	114	0.3915	44.79	1883	15.9603%	Fecal		CFU/100 mL	200	283.2	86400	-	219,196.4
5439000	10/15/2019	114	114	0.3915	44.79	1883	15.9603%	Fecal		CFU/100 mL	200	283.2	86400	-	219,196.4
5439000	1/14/2020	114	114	0.3915	44.79	1883	15.9603%	Fecal		CFU/100 mL	200	283.2	86400	-	219,196.4
5439000	4/5/2020	114	114	0.3915	44.79	1883	15.9603%	Fecal		CFU/100 mL	200	283.2	86400	-	219,196.4
5439000	1/9/1993	113	113	0.3915	44.40	1904	16.1383%	Fecal		CFU/100 mL	200	283.2	86400	-	217,280.7
5439000	5/10/1993	113	113	0.3915	44.40	1904	16.1383%	Fecal		CFU/100 mL	200	283.2	86400	-	217,280.7
5439000	7/4/1993	113	113	0.3915	44.40	1904	16.1383%	Fecal		CFU/100 mL	200	283.2	86400	-	217,280.7
5439000	10/18/1993	113	113	0.3915	44.40	1904	16.1383%	Fecal		CFU/100 mL	200	283.2	86400	-	217,280.7
5439000	3/15/1994	113	113	0.3915	44.40	1904	16.1383%	Fecal		CFU/100 mL	200	283.2	86400	-	217,280.7
5439000	8/13/1994	113	113	0.3915	44.40	1904	16.1383%	Fecal		CFU/100 mL	200	283.2	86400	-	217,280.7
5439000	11/16/1994	113	113	0.3915	44.40	1904	16.1383%	Fecal		CFU/100 mL	200	283.2	86400	-	217,280.7
5439000	2/21/1995	113	113	0.3915	44.40	1904	16.1383%	Fecal		CFU/100 mL	200	283.2	86400	-	217,280.7
5439000	6/8/1995	113	113	0.3915	44.40	1904	16.1383%	Fecal		CFU/100 mL	200	283.2	86400	-	217,280.7
5439000	6/15/1996	113	113	0.3915	44.40	1904	16.1383%	Fecal		CFU/100 mL	200	283.2	86400	-	217,280.7
5439000	8/3/1996	113	113	0.3915	44.40	1904	16.1383%	Fecal		CFU/100 mL	200	283.2	86400	-	217,280.7
5439000	3/8/1997	113	113	0.3915	44.40	1904	16.1383%	Fecal		CFU/100 mL	200	283.2	86400	-	217,280.7
5439000	1/11/1998	113	113	0.3915	44.40	1904	16.1383%	Fecal		CFU/100 mL	200	283.2	86400	-	217,280.7
5439000	2/16/1998	113	113	0.3915	44.40	1904	16.1383%	Fecal		CFU/100 mL	200	283.2	86400	-	217,280.7
5439000	11/12/1998	113	113	0.3915	44.40	1904	16.1383%	Fecal		CFU/100 mL	200	283.2	86400	-	217,280.7
5439000	6/5/2000	113	113	0.3915	44.40	1904	16.1383%	Fecal		CFU/100 mL	200	283.2	86400	-	217,280.7
5439000	1/30/2001	113	113	0.3915	44.40	1904	16.1383%	Fecal		CFU/100 mL	200	283.2	86400	-	217,280.7
5439000	5/18/2003	113	113	0.3915	44.40	1904	16.1383%	Fecal		CFU/100 mL	200	283.2	86400	-	217,280.7
5439000	4/3/2004	113	113	0.3915	44.40	1904	16.1383%	Fecal		CFU/100 mL	200	283.2	86400	-	217,280.7
5439000	9/6/2007	113	113	0.3915	44.40	1904	16.1383%	Fecal		CFU/100 mL	200	283.2	86400	-	217,280.7
5439000	4/18/2008	113	113	0.3915	44.40	1904	16.1383%	Fecal		CFU/100 mL	200	283.2	86400	-	217,280.7
5439000	3/14/2011	113	113	0.3915	44.40	1904	16.1383%	Fecal		CFU/100 mL	200	283.2	86400	-	217,280.7
5439000	12/21/2011	113	113	0.3915	44.40	1904	16.1383%	Fecal		CFU/100 mL	200	283.2	86400	-	217,280.7
5439000	5/17/2017	113	113	0.3915	44.40	1904	16.1383%	Fecal		CFU/100 mL	200	283.2	86400	-	217,280.7
5439000	10/12/2017	113	113	0.3915	44.40	1904	16.1383%	Fecal		CFU/100 mL	200	283.2	86400	-	217,280.7
5439000	5/24/2018	113	113	0.3915	44.40	1904	16.1383%	Fecal		CFU/100 mL	200	283.2	86400	-	217,280.7
5439000	4/12/2021	113	113	0.3915	44.40	1904	16.1383%	Fecal		CFU/100 mL	200	283.2	86400	-	217,280.7
5439000	2/10/1990	112	112	0.3915	44.01	1931	16.3672%	Fecal		CFU/100 mL	200	283.2	86400	-	215,364.9
5439000	5/8/1990	112	112	0.3915	44.01	1931	16.3672%	Fecal		CFU/100 mL	200	283.2	86400	-	215,364.9
5439000	3/10/1997	112	112	0.3915	44.01	1931	16.3672%	Fecal		CFU/100 mL	200	283.2	86400	-	215,364.9
5439000	5/11/1997	112	112	0.3915	44.01	1931	16.3672%	Fecal		CFU/100 mL	200	283.2	86400	-	215,364.9
5439000	3/20/1999	112	112	0.3915	44.01	1931	16.3672%	Fecal		CFU/100 mL	200	283.2	86400	-	215,364.9
5439000	5/10/1999	112	112	0.3915	44.01	1931	16.3672%	Fecal		CFU/100 mL	200	283.2	86400	-	215,364.9
5439000	6/4/2000	112	112	0.3915	44.01	1931	16.3672%	Fecal		CFU/100 mL	200	283.2	86400	-	215,364.9
5439000	5/3/2003	112	112	0.3915	44.01	1931	16.3672%	Fecal		CFU/100 mL	200	283.2	86400	-	215,364.9
5439000	7/24/2007	112	112	0.3915	44.01	1931	16.3672%	Fecal		CFU/100 mL	200	283.2	86400	-	215,364.9
5439000	8/15/2007	112	112	0.3915	44.01	1931	16.3672%	Fecal		CFU/100 mL	200	283.2	86400	-	215,364.9
5439000	5/16/2008	112	112	0.3915	44.01	1931	16.3672%	Fecal		CFU/100 mL	200	283.2	86400	-	215,364.9
5439000	5/11/2009	112	112	0.3915	44.01	1931	16.3672%	Fecal		CFU/100 mL	200	283.2	86400	-	215,364.9
5439000	1/2/2010	112	112	0.3915	44.01	1931	16.3672%	Fecal		CFU/100 mL	200	283.2	86400	-	215,364.9
5439000	5/20/2010	112	112	0.3915	44.01	1931	16.3672%	Fecal		CFU/100 mL	200	283.2	86400	-	215,364.9
5439000	6/7/2011	112	112	0.3915	44.01	1931	16.3672%	Fecal		CFU/100 mL	200	283.2	86400	-	215,364.9
5439000	12/5/2011	112	112	0.3915	44.01	1931	16.3672%	Fecal		CFU/100 mL	200	283.2	86400	-	215,364.9
5439000	5/22/2016	112	112	0.3915	44.01	1931	16.3672%	Fecal		CFU/100 mL	200	283.2	86400	-	215,364.9
5439000	6/17/2016	112	112	0.3915	44.01	1931	16.3672%	Fecal		CFU/100 mL	200	283.2	86400	-	215,364.9
5439000	1/4/2019	112	112	0.3915	44.01	1931	16.3672%	Fecal		CFU/100 mL	200	283.2	86400	-	215,364.9
5439000	2/12/2019	112	112	0.3915	44.01	1931	16.3672%	Fecal		CFU/100 mL	200	283.2	86400	-	215,364.9
5439000	3/25/2019	112	112	0.3915	44.01	1931	16.3672%	Fecal		CFU/100 mL	200	283.2	86400	-	215,364.9
5439000	1/2/2020	112	112	0.3915	44.01	1931	16.3672%	Fecal		CFU/100 mL	200	283.2	86400	-	215,364.9
5439000	5/27/2020	112	112	0.3915	44.01	1931	16.3672%	Fecal		CFU/100 mL	200	283.2	86400	-	215,364.9
5439000	5/18/1990	111	111	0.3915	43.62	1954	16.5621%	Fecal		CFU/100 mL	200	283.2	86400	-	213,449.2
5439000	12/22/1992	111	111	0.3915	43.62	1954	16.5621%	Fecal		CFU/100 mL	200	283.2	86400	-	213,449.2
5439000	3/12/1993	111	111	0.3915	43.62	1954	16.5621%	Fecal		CFU/100 mL	200	283.2	86400	-	213,449.2
5439000	12/25/1994	111	111	0.3915	43.62	1954	16.5621%	Fecal		CFU/100 mL	200	283.2	86400	-	213,449.2
5439000	3/12/1995	111	111	0.3915	43.62	1954	16.5621%	Fecal		CFU/100 mL	200	283.2	86400	-	213,449.2
5439000	3/9/1997	111	111	0.3915	43.62	1954	16.5621%	Fecal		CFU/100 mL	200	283.2	86400	-	213,449.2
5439000	1/10/1998	111	111	0.3915	43.62	1954	16.5621%	Fecal		CFU/100 mL	200	283.2	86400	-	213,449.2
5439000	3/24/1998	111	111	0.3915	43.62	1954	16.5621%	Fecal		CFU/100 mL	200	283.2	86400	-	213,449.2
5439000	6/20/1999	111	111	0.3915	43.62	1954	16.5621%	Fecal		CFU/100 mL	200	283.2	86400	-	213,449.2
5439000	5/31/2003	111	111	0.3915	43.62	1954	16.5621%	Fecal		CFU/100 mL	200	283.2	86400	-	213,449.2
5439000	3/17/2008	111	111	0.3915	43.62	1954	16.5621%	Fecal		CFU/100 mL	200	283.2	86400	-	213,449.2
5439000	12/12/2008	111	111	0.3915	43.62	1954	16.5621%	Fecal		CFU/100 mL	200	283.2	86400	-	213,449.2
5439000	5/31/2009	111	111	0.3915	43.62	1954	16.5621%	Fecal		CFU/100 mL	200	283.2	86400	-	213,449.2
5439000	6/21/2009	111	111	0.3915	43.62	1954	16.5621%	Fecal		CFU/100 mL	200	283.2	86400	-	213,449.2
5439000	6/21/2010	111	111	0.3915	43.62	1954	16.5621%	Fecal		CFU/100 mL	200	283.2	86400	-	213,449.2
5439000	5/19/2015	111	111	0.3915	43.62	1954	16.5621%	Fecal		CFU/100 mL	200	283.2	86400	-	213,449.2
5439000	5/30/2016	111	111	0.3915	43.62	1954	16.5621%	Fecal		CFU/100 mL	200	283.2	86400	-	213,449.2
5439000	5/29/2017	111	111	0.3915	43.62	1954	16.5621%	Fecal		CFU/100 mL	200	283.2	86400	-	213,449.2
5439000	1/10/2019	111	111	0.3915	43.62	1954	16.5621%	Fecal		CFU/100 mL	200	283.2	86400	-	213,449.2
5439000	9/4/2019	111	111	0.3915	43.62	1954	16.5621%	Fecal		CFU/100 mL	200	283.2	86400	-	213,449.2
5439000	12/1/2019	111	111	0.3915	43.62	1954	16.5621%	Fecal		CFU/100 mL	200	283.2	86400	-	213,449.2
5439000	5/5/2020	111	111	0.3915	43.62	1954	16.5621%	Fecal		CFU/100 mL	200	283.2	86400	-	213,449.2
5439000	4/7/2022	296	296	0.1459	43.36	1976	16.7486%	Fecal		CFU/100 mL	200	283.2	86400	-	212,193.0
5439000	11/7/1990	110	110	0.3915	43.23	1977	16.7571%	Fecal		CFU/100 mL	200	283.2	86400	-	211,533.5
5439000	2/19/1991	110	110	0.3915	43.23	1977	16.7571%	Fecal		CFU/100 mL	200	283.2	86400	-	211,533.5
5439000	1/4/1995	110	110	0.3915	43.23	1977	16.7571%	Fecal		CFU/100 mL	200	283.2	86400	-	211,533.5
5439000	5/4/1998	110	110	0.3915	43.23	1977	16.7571%	Fecal		CFU/100 mL	200	283.2	86400	-	211,533.5
5439000	5/4/1999	110	110	0.3915	43.23	1977	16.7571%	Fecal		CFU/100 mL	200	283.2	86400	-	211,533.5
5439000	5/13/2000	110	110	0.3915	43.23	1977	16.7571%	Fecal		CFU/100 mL	200	283.2	86400	-	211,533.5
5439000	4/13/2001	110	110	0.3915	43.23	1977	16.7571%	Fecal		CFU/100 mL	200	283.2	86400	-	211,533.5
5439000	6/9/2001	110	110	0.3915	43.23	1977	16.7571%	Fecal		CFU/100 mL	200	283.2	86400	-	211,533.5
5439000	9/19/2001	110	110	0.3915	43.23	1977	16.7571%	Fecal		CFU/100 mL	200	283.2	86400	-	211,533.5
5439000	3/9/2004	110	110	0.3915	43.23	1977	16.7571%	Fecal		CFU/100 mL	200	283.2	86400	-	211,533.5
5439000	2/8/2005	110	110	0.3915	43.23	1977	16.7571%	Fecal		CFU/100 mL	200	283.2	86400	-	211,533.5
5439000	9/7/2007	110	110	0.3915	43.23	1977	16.7571%	Fecal		CFU/100 mL	200	283.2	86400	-	211,533.5
5439000	3/8/2008	110	110	0.3915	43.23	1977	16.7571%	Fecal		CFU/100 mL	200	283.2	86400	-	211,533.5
5439000	8/29/2009	110	110	0.3915	43.23	1977	16.7571%	Fecal		CFU/100 mL	200	283.2	86400	-	211,533.5
5439000	3/6/2010	110	110	0.3915	43.23	1977	16.7571%	Fecal		CFU/100 mL	200	283.2	86400	-	211,533.5
5439000	2/28/2011	110	110	0.3915	43.23	1977	16.7571%	Fecal		CFU/100 mL	200	283.2	86400	-	211,533.5
5439000	5/5/2013	110	110	0.3915	43.23	1977	16.7571%	Fecal		CFU/100 mL	200	283.2	86400	-	211,533.5
5439000	4/12/2017	110	110	0.3915	43.23	1977	16.7571%	Fecal		CFU/100 mL	200	283.2	86400	-	211,533.5
5439000	5/14/2018	110	110	0.3915	43.23	1977	16.7571%	Fecal		CFU/100 mL	200	283.2	86400	-	211,533.5
5439000	2/23/1990	109	109	0.3915	42.83	1996	16.9181%	Fecal		CFU/100 mL	200	283.2	86400	-	209,617.7
5439000	3/25/1990	109	109	0.3915	42.83	1996	16.9181%	Fecal		CFU/100 mL	200	283.2	86400	-	209,617.7
5439000	12/13/1990	109	109	0.3915	42.83	1996	16.9181%	Fecal		CFU/100 mL	200	283.2	86400	-	209,617.7
5439000	3/11/1992	109	109	0.3915	42.83	1996	16.9181%	Fecal		CFU/100 mL	200	283.2	86400	-	209,617.7
5439000	4/19/1992	109	109	0.3915	42.83	1996	16.9181%	Fecal		CFU/100 mL	200	283.2	86400	-	209,617.7
5439000	9/1/1993	109	109	0.3915	42.83	1996	16.9181%	Fecal		CFU/100 mL	200	283.2	86400	-	209,617.7
5439000	5/20/1998	109	109	0.3915	42.83	1996	16.9181%	Fecal		CFU/100 mL	200	283.2	86400	-	209,617.7
5439000	6/17/1998	109	109	0.3915	42.83	1996	16.9181%	Fecal		CFU/100 mL	200	283.2	86400	-	209,617.7
5439000	5/21/1999	109	109	0.3915	42.83	1996	16.9181%	Fecal		CFU/100 mL	200	283.2	86400	-	209,617.7
5439000	2/23/2002	109	109	0.3915	42.83	1996	16.9181%	Fecal		CFU/100 mL	200	283.2	86400	-	209,617.7
5439000	6/15/2002	109	109	0.3915	42.83	1996	16.9181%	Fecal		CFU/100 mL	200	283.2	86400	-	209,617.7
5439000	12/13/2008	109	109	0.3915	42.83	1996	16.9181%	Fecal		CFU/100 mL	200	283.2	86400	-	209,617.7
5439000	4/14/2009	109	109	0.3915	42.83	1996	16.9181%	Fecal		CFU/100 mL	200	283.2	86400	-	209,617.7
5439000	11/28/2009	109	109	0.3915	42.83	1996	16.9181%	Fecal		CFU/100 mL	200	283.2	86400	-	209,617.7
5439000	3/25/2011	109	109	0.3915	42.83	1996	16.9181%	Fecal		CFU/100 mL	200	283.2	86400	-	209,617.7
5439000	5/31/2015	109	109	0.3915	42.83	1996	16.9181%	Fecal		CFU/100 mL	200	283.2	86400	-	209,617.7
5439000	6/30/2015	109	109	0.3915	42.83	1996	16.9181%	Fecal		CFU/100 mL	200	283.2	86400	-	209,617.7
5439000	4/15/2017	109	109	0.3915	42.83	1996	16.9181%	Fecal		CFU/100 mL	200	283.2	86400	-	209,617.7
5439000	4/21/2017	109	109	0.3915	42.83	1996	16.9181%	Fecal		CFU/100 mL	200	283.2	86400	-	209,617.7
5439000	11/19/2017	109	109	0.3915	42.83	1996	16.9181%	Fecal		CFU/100 mL	200	283.2	86400	-	209,617.7
5439000	12/29/2018	109	109	0.3915	42.83	1996	16.9181%	Fecal		CFU/100 mL	200	283.2	86400	-	209,617.7

Gage ID	Date	Discharge (CFS)	Gage Discharge (less Surrogate NPDES) (CFS)	Watershed Area Ratio	Calculated flow (CFS)	Rank	Flow Exceedance %	Parameter	Results	Units (mg or micro_gram	Limit/Standard	100mL/CF	sec/day	Actual Load (million colonies/day)	Allowable Load (million colonies/day)
5439000	7/19/2019	109	109	0.3915	42.83	1996	16.9181%	Fecal		CFU/100 mL	200	283.2	86400	-	209,617.7
5439000	11/23/2019	109	109	0.3915	42.83	1996	16.9181%	Fecal		CFU/100 mL	200	283.2	86400	-	209,617.7
5439000	4/2/1991	108	108	0.3915	42.44	2019	17.1131%	Fecal		CFU/100 mL	200	283.2	86400	-	207,702.0
5439000	5/11/1993	108	108	0.3915	42.44	2019	17.1131%	Fecal		CFU/100 mL	200	283.2	86400	-	207,702.0
5439000	1/19/1995	108	108	0.3915	42.44	2019	17.1131%	Fecal		CFU/100 mL	200	283.2	86400	-	207,702.0
5439000	5/20/1995	108	108	0.3915	42.44	2019	17.1131%	Fecal		CFU/100 mL	200	283.2	86400	-	207,702.0
5439000	5/25/1997	108	108	0.3915	42.44	2019	17.1131%	Fecal		CFU/100 mL	200	283.2	86400	-	207,702.0
5439000	5/17/1998	108	108	0.3915	42.44	2019	17.1131%	Fecal		CFU/100 mL	200	283.2	86400	-	207,702.0
5439000	2/8/1999	108	108	0.3915	42.44	2019	17.1131%	Fecal		CFU/100 mL	200	283.2	86400	-	207,702.0
5439000	2/9/1999	108	108	0.3915	42.44	2019	17.1131%	Fecal		CFU/100 mL	200	283.2	86400	-	207,702.0
5439000	3/11/2008	108	108	0.3915	42.44	2019	17.1131%	Fecal		CFU/100 mL	200	283.2	86400	-	207,702.0
5439000	4/19/2008	108	108	0.3915	42.44	2019	17.1131%	Fecal		CFU/100 mL	200	283.2	86400	-	207,702.0
5439000	6/16/2008	108	108	0.3915	42.44	2019	17.1131%	Fecal		CFU/100 mL	200	283.2	86400	-	207,702.0
5439000	7/11/2008	108	108	0.3915	42.44	2019	17.1131%	Fecal		CFU/100 mL	200	283.2	86400	-	207,702.0
5439000	2/16/2009	108	108	0.3915	42.44	2019	17.1131%	Fecal		CFU/100 mL	200	283.2	86400	-	207,702.0
5439000	5/21/2011	108	108	0.3915	42.44	2019	17.1131%	Fecal		CFU/100 mL	200	283.2	86400	-	207,702.0
5439000	2/12/2013	108	108	0.3915	42.44	2019	17.1131%	Fecal		CFU/100 mL	200	283.2	86400	-	207,702.0
5439000	7/5/2013	108	108	0.3915	42.44	2019	17.1131%	Fecal		CFU/100 mL	200	283.2	86400	-	207,702.0
5439000	8/31/2016	108	108	0.3915	42.44	2019	17.1131%	Fecal		CFU/100 mL	200	283.2	86400	-	207,702.0
5439000	12/1/2018	108	108	0.3915	42.44	2019	17.1131%	Fecal		CFU/100 mL	200	283.2	86400	-	207,702.0
5439000	2/27/2019	108	108	0.3915	42.44	2019	17.1131%	Fecal		CFU/100 mL	200	283.2	86400	-	207,702.0
5439000	11/8/2019	108	108	0.3915	42.44	2019	17.1131%	Fecal		CFU/100 mL	200	283.2	86400	-	207,702.0
5439000	1/3/2020	108	108	0.3915	42.44	2019	17.1131%	Fecal		CFU/100 mL	200	283.2	86400	-	207,702.0
5439000	5/26/1990	107	107	0.3915	42.05	2040	17.2911%	Fecal		CFU/100 mL	200	283.2	86400	-	205,786.3
5439000	8/23/1990	107	107	0.3915	42.05	2040	17.2911%	Fecal		CFU/100 mL	200	283.2	86400	-	205,786.3
5439000	4/13/1991	107	107	0.3915	42.05	2040	17.2911%	Fecal		CFU/100 mL	200	283.2	86400	-	205,786.3
5439000	3/11/1997	107	107	0.3915	42.05	2040	17.2911%	Fecal		CFU/100 mL	200	283.2	86400	-	205,786.3
5439000	2/15/1999	107	107	0.3915	42.05	2040	17.2911%	Fecal		CFU/100 mL	200	283.2	86400	-	205,786.3
5439000	5/5/1999	107	107	0.3915	42.05	2040	17.2911%	Fecal		CFU/100 mL	200	283.2	86400	-	205,786.3
5439000	4/5/2007	107	107	0.3915	42.05	2040	17.2911%	Fecal		CFU/100 mL	200	283.2	86400	-	205,786.3
5439000	3/20/2008	107	107	0.3915	42.05	2040	17.2911%	Fecal		CFU/100 mL	200	283.2	86400	-	205,786.3
5439000	4/9/2009	107	107	0.3915	42.05	2040	17.2911%	Fecal		CFU/100 mL	200	283.2	86400	-	205,786.3
5439000	4/11/2010	107	107	0.3915	42.05	2040	17.2911%	Fecal		CFU/100 mL	200	283.2	86400	-	205,786.3
5439000	4/18/2011	107	107	0.3915	42.05	2040	17.2911%	Fecal		CFU/100 mL	200	283.2	86400	-	205,786.3
5439000	4/5/2014	107	107	0.3915	42.05	2040	17.2911%	Fecal		CFU/100 mL	200	283.2	86400	-	205,786.3
5439000	4/14/2014	107	107	0.3915	42.05	2040	17.2911%	Fecal		CFU/100 mL	200	283.2	86400	-	205,786.3
5439000	7/15/2014	107	107	0.3915	42.05	2040	17.2911%	Fecal		CFU/100 mL	200	283.2	86400	-	205,786.3
5439000	3/18/2016	107	107	0.3915	42.05	2040	17.2911%	Fecal		CFU/100 mL	200	283.2	86400	-	205,786.3
5439000	4/8/2016	107	107	0.3915	42.05	2040	17.2911%	Fecal		CFU/100 mL	200	283.2	86400	-	205,786.3
5439000	5/21/2017	107	107	0.3915	42.05	2040	17.2911%	Fecal		CFU/100 mL	200	283.2	86400	-	205,786.3
5439000	7/18/2019	107	107	0.3915	42.05	2040	17.2911%	Fecal		CFU/100 mL	200	283.2	86400	-	205,786.3
5439000	2/6/2020	107	107	0.3915	42.05	2040	17.2911%	Fecal		CFU/100 mL	200	283.2	86400	-	205,786.3
5439000	6/22/2021	107	107	0.3915	42.05	2040	17.2911%	Fecal		CFU/100 mL	200	283.2	86400	-	205,786.3
5439000	3/2/1990	106	106	0.3915	41.66	2060	17.4606%	Fecal		CFU/100 mL	200	283.2	86400	-	203,870.5
5439000	4/22/1991	106	106	0.3915	41.66	2060	17.4606%	Fecal		CFU/100 mL	200	283.2	86400	-	203,870.5
5439000	8/29/1993	106	106	0.3915	41.66	2060	17.4606%	Fecal		CFU/100 mL	200	283.2	86400	-	203,870.5
5439000	12/26/1994	106	106	0.3915	41.66	2060	17.4606%	Fecal		CFU/100 mL	200	283.2	86400	-	203,870.5
5439000	12/27/1994	106	106	0.3915	41.66	2060	17.4606%	Fecal		CFU/100 mL	200	283.2	86400	-	203,870.5
5439000	4/17/1995	106	106	0.3915	41.66	2060	17.4606%	Fecal		CFU/100 mL	200	283.2	86400	-	203,870.5
5439000	2/19/2001	106	106	0.3915	41.66	2060	17.4606%	Fecal		CFU/100 mL	200	283.2	86400	-	203,870.5
5439000	2/21/2001	106	106	0.3915	41.66	2060	17.4606%	Fecal		CFU/100 mL	200	283.2	86400	-	203,870.5
5439000	5/22/2003	106	106	0.3915	41.66	2060	17.4606%	Fecal		CFU/100 mL	200	283.2	86400	-	203,870.5
5439000	3/24/2010	106	106	0.3915	41.66	2060	17.4606%	Fecal		CFU/100 mL	200	283.2	86400	-	203,870.5
5439000	2/24/2011	106	106	0.3915	41.66	2060	17.4606%	Fecal		CFU/100 mL	200	283.2	86400	-	203,870.5
5439000	6/8/2011	106	106	0.3915	41.66	2060	17.4606%	Fecal		CFU/100 mL	200	283.2	86400	-	203,870.5
5439000	5/11/2012	106	106	0.3915	41.66	2060	17.4606%	Fecal		CFU/100 mL	200	283.2	86400	-	203,870.5
5439000	5/1/2013	106	106	0.3915	41.66	2060	17.4606%	Fecal		CFU/100 mL	200	283.2	86400	-	203,870.5
5439000	12/7/2015	106	106	0.3915	41.66	2060	17.4606%	Fecal		CFU/100 mL	200	283.2	86400	-	203,870.5
5439000	12/13/2015	106	106	0.3915	41.66	2060	17.4606%	Fecal		CFU/100 mL	200	283.2	86400	-	203,870.5
5439000	1/4/2016	106	106	0.3915	41.66	2060	17.4606%	Fecal		CFU/100 mL	200	283.2	86400	-	203,870.5
5439000	3/28/2016	106	106	0.3915	41.66	2060	17.4606%	Fecal		CFU/100 mL	200	283.2	86400	-	203,870.5
5439000	3/7/2018	106	106	0.3915	41.66	2060	17.4606%	Fecal		CFU/100 mL	200	283.2	86400	-	203,870.5
5439000	12/8/2018	106	106	0.3915	41.66	2060	17.4606%	Fecal		CFU/100 mL	200	283.2	86400	-	203,870.5
5439000	11/28/2019	106	106	0.3915	41.66	2060	17.4606%	Fecal		CFU/100 mL	200	283.2	86400	-	203,870.5
5439000	1/15/2020	106	106	0.3915	41.66	2060	17.4606%	Fecal		CFU/100 mL	200	283.2	86400	-	203,870.5
5439000	3/22/2020	106	106	0.3915	41.66	2060	17.4606%	Fecal		CFU/100 mL	200	283.2	86400	-	203,870.5
5439000	5/29/2020	106	106	0.3915	41.66	2060	17.4606%	Fecal		CFU/100 mL	200	283.2	86400	-	203,870.5
5439000	7/2/1990	105	105	0.3915	41.27	2084	17.6640%	Fecal		CFU/100 mL	200	283.2	86400	-	201,954.8
5439000	11/5/1992	105	105	0.3915	41.27	2084	17.6640%	Fecal		CFU/100 mL	200	283.2	86400	-	201,954.8
5439000	12/4/1992	105	105	0.3915	41.27	2084	17.6640%	Fecal		CFU/100 mL	200	283.2	86400	-	201,954.8
5439000	3/27/1994	105	105	0.3915	41.27	2084	17.6640%	Fecal		CFU/100 mL	200	283.2	86400	-	201,954.8
5439000	2/17/1998	105	105	0.3915	41.27	2084	17.6640%	Fecal		CFU/100 mL	200	283.2	86400	-	201,954.8
5439000	6/18/1998	105	105	0.3915	41.27	2084	17.6640%	Fecal		CFU/100 mL	200	283.2	86400	-	201,954.8
5439000	12/9/1998	105	105	0.3915	41.27	2084	17.6640%	Fecal		CFU/100 mL	200	283.2	86400	-	201,954.8
5439000	4/19/2000	105	105	0.3915	41.27	2084	17.6640%	Fecal		CFU/100 mL	200	283.2	86400	-	201,954.8
5439000	6/29/2000	105	105	0.3915	41.27	2084	17.6640%	Fecal		CFU/100 mL	200	283.2	86400	-	201,954.8
5439000	5/8/2003	105	105	0.3915	41.27	2084	17.6640%	Fecal		CFU/100 mL	200	283.2	86400	-	201,954.8
5439000	5/19/2003	105	105	0.3915	41.27	2084	17.6640%	Fecal		CFU/100 mL	200	283.2	86400	-	201,954.8
5439000	3/21/2008	105	105	0.3915	41.27	2084	17.6640%	Fecal		CFU/100 mL	200	283.2	86400	-	201,954.8
5439000	3/15/2011	105	105	0.3915	41.27	2084	17.6640%	Fecal		CFU/100 mL	200	283.2	86400	-	201,954.8
5439000	6/27/2014	105	105	0.3915	41.27	2084	17.6640%	Fecal		CFU/100 mL	200	283.2	86400	-	201,954.8
5439000	11/23/2015	105	105	0.3915	41.27	2084	17.6640%	Fecal		CFU/100 mL	200	283.2	86400	-	201,954.8
5439000	4/3/2016	105	105	0.3915	41.27	2084	17.6640%	Fecal		CFU/100 mL	200	283.2	86400	-	201,954.8
5439000	4/6/2016	105	105	0.3915	41.27	2084	17.6640%	Fecal		CFU/100 mL	200	283.2	86400	-	201,954.8
5439000	7/7/2016	105	105	0.3915	41.27	2084	17.6640%	Fecal		CFU/100 mL	200	283.2	86400	-	201,954.8
5439000	4/13/2017	105	105	0.3915	41.27	2084	17.6640%	Fecal		CFU/100 mL	200	283.2	86400	-	201,954.8
5439000	6/18/2019	105	105	0.3915	41.27	2084	17.6640%	Fecal		CFU/100 mL	200	283.2	86400	-	201,954.8
5439000	10/16/2019	105	105	0.3915	41.27	2084	17.6640%	Fecal		CFU/100 mL	200	283.2	86400	-	201,954.8
5439000	12/3/1991	104	104	0.3915	40.88	2105	17.8420%	Fecal		CFU/100 mL	200	283.2	86400	-	200,039.1
5439000	4/20/1992	104	104	0.3915	40.88	2105	17.8420%	Fecal		CFU/100 mL	200	283.2	86400	-	200,039.1
5439000	1/26/1993	104	104	0.3915	40.88	2105	17.8420%	Fecal		CFU/100 mL	200	283.2	86400	-	200,039.1
5439000	4/21/1995	104	104	0.3915	40.88	2105	17.8420%	Fecal		CFU/100 mL	200	283.2	86400	-	200,039.1
5439000	5/2/1995	104	104	0.3915	40.88	2105	17.8420%	Fecal		CFU/100 mL	200	283.2	86400	-	200,039.1
5439000	3/25/1998	104	104	0.3915	40.88	2105	17.8420%	Fecal		CFU/100 mL	200	283.2	86400	-	200,039.1
5439000	5/22/1999	104	104	0.3915	40.88	2105	17.8420%	Fecal		CFU/100 mL	200	283.2	86400	-	200,039.1
5439000	7/13/2000	104	104	0.3915	40.88	2105	17.8420%	Fecal		CFU/100 mL	200	283.2	86400	-	200,039.1
5439000	3/14/2002	104	104	0.3915	40.88	2105	17.8420%	Fecal		CFU/100 mL	200	283.2	86400	-	200,039.1
5439000	5/3/2002	104	104	0.3915	40.88	2105	17.8420%	Fecal		CFU/100 mL	200	283.2	86400	-	200,039.1
5439000	5/26/2002	104	104	0.3915	40.88	2105	17.8420%	Fecal		CFU/100 mL	200	283.2	86400	-	200,039.1
5439000	2/24/2004	104	104	0.3915	40.88	2105	17.8420%	Fecal		CFU/100 mL	200	283.2	86400	-	200,039.1
5439000	5/3/2007	104	104	0.3915	40.88	2105	17.8420%	Fecal		CFU/100 mL	200	283.2	86400	-	200,039.1
5439000	6/5/2007	104	104	0.3915	40.88	2105	17.8420%	Fecal		CFU/100 mL	200	283.2	86400	-	200,039.1
5439000	7/13/2007	104	104	0.3915	40.88	2105	17.8420%	Fecal		CFU/100 mL	200	283.2	86400	-	200,039.1
5439000	3/24/2008	104	104	0.3915	40.88	2105	17.8420%	Fecal		CFU/100 mL	200	283.2	86400	-	200,039.1
5439000	10/8/2008	104	104	0.3915	40.88	2105	17.8420%	Fecal		CFU/100 mL	200	283.2	86400	-	200,039.1
5439000	6/4/2009	104	104	0.3915	40.88	2105	17.8420%	Fecal		CFU/100 mL	200	283.2	86400	-	200,039.1
5439000	6/18/2014	104	104	0.3915	40.88	2105	17.8420%	Fecal		CFU/100 mL	200	283.2	86400	-	200,039.1
5439000	6/2/2016	104	104	0.3915	40.88	2105	17.8420%	Fecal		CFU/100 mL	200	283.2	86400	-	200,039.1
5439000	3/3/2017	104	104	0.3915	40.88	2105	17.8420%	Fecal		CFU/100 mL	200	283.2	86400	-	200,039.1
5439000	4/14/2017	104	104	0.3915	40.88	2105	17.8420%	Fecal		CFU/100 mL	200	283.2	86400	-	200,039.1
5439000	10/21/2019	104	104	0.3915	40.88	2105	17.8420%	Fecal		CFU/100 mL	200	283.2	86400	-	200,039.1
5439000	4/6/2020	104	104	0.3915	40.88	2105	17.8420%	Fecal		CFU/100 mL	200	283.2	86400	-	200,039.1
5439000	5/28/2020	104	104	0.3915	40.88	2105	17.8420%	Fecal		CFU/100 mL	200	283.2	86400	-	200,039.1
5439000	6/6/1991	103	103	0.3915	40.49	2130	18.0539%	Fecal		CFU/100 mL	200	283.2	86400	-	198,123.3
5439000	12/15/1991	103	103	0.3915	40.49	2130	18.0539%	Fecal		CFU/100 mL	200	283.2	86400	-	198,123.3
5439000	7/5/1993	103	103	0.3915	40.49	2130	18.0539%	Fecal		CFU/100 mL	200	283.2	86400	-	198,123.3
5439000	8/25/1993	103	103	0.3915	40.49	2130	18.0539%	Fecal		CFU/100 mL	200	283.2	86400	-	198,123.3
5439000	8/5/1996	103	103	0.3915	40.49	2130	18.0539%	Fecal		CFU/100 mL	200	283.2	86400	-	198,123.3
5439000	3/1/1998	103	103	0.3915	40.49	2130	18.0539%	Fecal		CFU/100 mL	200	283.2	86400	-	198,123.3
5439000	3/12/1998	103	103	0.3915	40.49	2130	18.0539%	Fecal		CFU/100 mL	200	283.2	86400	-	198,123.3
5439000	5/18/1998	103	103	0.3915	40.49	2130	18.0539%	Fecal		CFU/100 mL	200	283.2	86400	-	198,123.3
5439000	6/20/1998	103	103	0.3915	40.49	2130	18.0539%	Fecal		CFU/100 mL	200	283.2	86400	-	198,123.3
5439000	10/21/1998	103	103	0.3915	40.49	2130	18.0539%	Fecal		CFU/100 mL	200	283.2	86400	-	198,123.3
5439000	4/25/2000	103	103	0.3915	40.49	2130	18.0539%	Fecal		CFU/100 mL	200	283.2	86400	-	198,123.3
5439000	4/15/2002	103	103	0.3915	40.49	2130	18.0539%	Fecal		CFU/100 mL	200	283.2	86400	-	198,123.3
5439000	6/18/2004	103	103	0.3915	40.49	2130	18.0539%	Fecal		CFU/100 mL	200	283.2	86400	-	198,123.3

Gage ID	Date	Discharge (CFS)	Gage Discharge (less Surrogate NPDES) (CFS)	Watershed Area Ratio	Calculated flow (CFS)	Rank	Flow Exceedance %	Parameter	Results	Units (mg or micro_gram	Limit/Standard	100mL/CF	sec/day	Actual Load (million colonies/day)	Allowable Load (million colonies/day)
5439000	2/18/2005	103	103	0.3915	40.49	2130	18.0539%	Fecal		CFU/100 mL	200	283.2	86400	-	198,123.3
5439000	3/22/2008	103	103	0.3915	40.49	2130	18.0539%	Fecal		CFU/100 mL	200	283.2	86400	-	198,123.3
5439000	6/14/2008	103	103	0.3915	40.49	2130	18.0539%	Fecal		CFU/100 mL	200	283.2	86400	-	198,123.3
5439000	9/26/2008	103	103	0.3915	40.49	2130	18.0539%	Fecal		CFU/100 mL	200	283.2	86400	-	198,123.3
5439000	12/18/2008	103	103	0.3915	40.49	2130	18.0539%	Fecal		CFU/100 mL	200	283.2	86400	-	198,123.3
5439000	12/19/2008	103	103	0.3915	40.49	2130	18.0539%	Fecal		CFU/100 mL	200	283.2	86400	-	198,123.3
5439000	3/22/2009	103	103	0.3915	40.49	2130	18.0539%	Fecal		CFU/100 mL	200	283.2	86400	-	198,123.3
5439000	5/12/2009	103	103	0.3915	40.49	2130	18.0539%	Fecal		CFU/100 mL	200	283.2	86400	-	198,123.3
5439000	5/26/2009	103	103	0.3915	40.49	2130	18.0539%	Fecal		CFU/100 mL	200	283.2	86400	-	198,123.3
5439000	5/21/2010	103	103	0.3915	40.49	2130	18.0539%	Fecal		CFU/100 mL	200	283.2	86400	-	198,123.3
5439000	6/19/2011	103	103	0.3915	40.49	2130	18.0539%	Fecal		CFU/100 mL	200	283.2	86400	-	198,123.3
5439000	5/5/2018	103	103	0.3915	40.49	2130	18.0539%	Fecal		CFU/100 mL	200	283.2	86400	-	198,123.3
5439000	6/10/2019	103	103	0.3915	40.49	2130	18.0539%	Fecal		CFU/100 mL	200	283.2	86400	-	198,123.3
5439000	10/23/2019	103	103	0.3915	40.49	2130	18.0539%	Fecal		CFU/100 mL	200	283.2	86400	-	198,123.3
5439000	11/9/2019	103	103	0.3915	40.49	2130	18.0539%	Fecal		CFU/100 mL	200	283.2	86400	-	198,123.3
5439000	2/26/1990	102	102	0.3915	40.09	2158	18.2912%	Fecal		CFU/100 mL	200	283.2	86400	-	196,207.6
5439000	3/5/1990	102	102	0.3915	40.09	2158	18.2912%	Fecal		CFU/100 mL	200	283.2	86400	-	196,207.6
5439000	12/6/1990	102	102	0.3915	40.09	2158	18.2912%	Fecal		CFU/100 mL	200	283.2	86400	-	196,207.6
5439000	12/17/1990	102	102	0.3915	40.09	2158	18.2912%	Fecal		CFU/100 mL	200	283.2	86400	-	196,207.6
5439000	2/27/1992	102	102	0.3915	40.09	2158	18.2912%	Fecal		CFU/100 mL	200	283.2	86400	-	196,207.6
5439000	12/3/1992	102	102	0.3915	40.09	2158	18.2912%	Fecal		CFU/100 mL	200	283.2	86400	-	196,207.6
5439000	10/19/1993	102	102	0.3915	40.09	2158	18.2912%	Fecal		CFU/100 mL	200	283.2	86400	-	196,207.6
5439000	11/17/1994	102	102	0.3915	40.09	2158	18.2912%	Fecal		CFU/100 mL	200	283.2	86400	-	196,207.6
5439000	3/13/1995	102	102	0.3915	40.09	2158	18.2912%	Fecal		CFU/100 mL	200	283.2	86400	-	196,207.6
5439000	11/2/1995	102	102	0.3915	40.09	2158	18.2912%	Fecal		CFU/100 mL	200	283.2	86400	-	196,207.6
5439000	6/29/1996	102	102	0.3915	40.09	2158	18.2912%	Fecal		CFU/100 mL	200	283.2	86400	-	196,207.6
5439000	3/12/1997	102	102	0.3915	40.09	2158	18.2912%	Fecal		CFU/100 mL	200	283.2	86400	-	196,207.6
5439000	6/8/1999	102	102	0.3915	40.09	2158	18.2912%	Fecal		CFU/100 mL	200	283.2	86400	-	196,207.6
5439000	6/22/1999	102	102	0.3915	40.09	2158	18.2912%	Fecal		CFU/100 mL	200	283.2	86400	-	196,207.6
5439000	6/22/2000	102	102	0.3915	40.09	2158	18.2912%	Fecal		CFU/100 mL	200	283.2	86400	-	196,207.6
5439000	4/15/2001	102	102	0.3915	40.09	2158	18.2912%	Fecal		CFU/100 mL	200	283.2	86400	-	196,207.6
5439000	6/12/2008	102	102	0.3915	40.09	2158	18.2912%	Fecal		CFU/100 mL	200	283.2	86400	-	196,207.6
5439000	1/6/2009	102	102	0.3915	40.09	2158	18.2912%	Fecal		CFU/100 mL	200	283.2	86400	-	196,207.6
5439000	4/13/2009	102	102	0.3915	40.09	2158	18.2912%	Fecal		CFU/100 mL	200	283.2	86400	-	196,207.6
5439000	5/23/2009	102	102	0.3915	40.09	2158	18.2912%	Fecal		CFU/100 mL	200	283.2	86400	-	196,207.6
5439000	12/24/2009	102	102	0.3915	40.09	2158	18.2912%	Fecal		CFU/100 mL	200	283.2	86400	-	196,207.6
5439000	5/3/2011	102	102	0.3915	40.09	2158	18.2912%	Fecal		CFU/100 mL	200	283.2	86400	-	196,207.6
5439000	3/4/2012	102	102	0.3915	40.09	2158	18.2912%	Fecal		CFU/100 mL	200	283.2	86400	-	196,207.6
5439000	3/19/2013	102	102	0.3915	40.09	2158	18.2912%	Fecal		CFU/100 mL	200	283.2	86400	-	196,207.6
5439000	1/28/2017	102	102	0.3915	40.09	2158	18.2912%	Fecal		CFU/100 mL	200	283.2	86400	-	196,207.6
5439000	5/18/2017	102	102	0.3915	40.09	2158	18.2912%	Fecal		CFU/100 mL	200	283.2	86400	-	196,207.6
5439000	5/19/2018	102	102	0.3915	40.09	2158	18.2912%	Fecal		CFU/100 mL	200	283.2	86400	-	196,207.6
5439000	3/23/2019	102	102	0.3915	40.09	2158	18.2912%	Fecal		CFU/100 mL	200	283.2	86400	-	196,207.6
5439000	3/26/2019	102	102	0.3915	40.09	2158	18.2912%	Fecal		CFU/100 mL	200	283.2	86400	-	196,207.6
5439000	3/24/2020	102	102	0.3915	40.09	2158	18.2912%	Fecal		CFU/100 mL	200	283.2	86400	-	196,207.6
5439000	5/25/1990	101	101	0.3915	39.70	2188	18.5455%	Fecal		CFU/100 mL	200	283.2	86400	-	194,291.9
5439000	6/18/1990	101	101	0.3915	39.70	2188	18.5455%	Fecal		CFU/100 mL	200	283.2	86400	-	194,291.9
5439000	6/12/1991	101	101	0.3915	39.70	2188	18.5455%	Fecal		CFU/100 mL	200	283.2	86400	-	194,291.9
5439000	5/14/1996	101	101	0.3915	39.70	2188	18.5455%	Fecal		CFU/100 mL	200	283.2	86400	-	194,291.9
5439000	2/29/2000	101	101	0.3915	39.70	2188	18.5455%	Fecal		CFU/100 mL	200	283.2	86400	-	194,291.9
5439000	3/5/2001	101	101	0.3915	39.70	2188	18.5455%	Fecal		CFU/100 mL	200	283.2	86400	-	194,291.9
5439000	4/16/2001	101	101	0.3915	39.70	2188	18.5455%	Fecal		CFU/100 mL	200	283.2	86400	-	194,291.9
5439000	12/18/2006	101	101	0.3915	39.70	2188	18.5455%	Fecal		CFU/100 mL	200	283.2	86400	-	194,291.9
5439000	4/6/2008	101	101	0.3915	39.70	2188	18.5455%	Fecal		CFU/100 mL	200	283.2	86400	-	194,291.9
5439000	1/4/2011	101	101	0.3915	39.70	2188	18.5455%	Fecal		CFU/100 mL	200	283.2	86400	-	194,291.9
5439000	3/6/2012	101	101	0.3915	39.70	2188	18.5455%	Fecal		CFU/100 mL	200	283.2	86400	-	194,291.9
5439000	5/25/2016	101	101	0.3915	39.70	2188	18.5455%	Fecal		CFU/100 mL	200	283.2	86400	-	194,291.9
5439000	3/24/2019	101	101	0.3915	39.70	2188	18.5455%	Fecal		CFU/100 mL	200	283.2	86400	-	194,291.9
5439000	4/28/2020	101	101	0.3915	39.70	2188	18.5455%	Fecal		CFU/100 mL	200	283.2	86400	-	194,291.9
5439000	3/28/2021	101	101	0.3915	39.70	2188	18.5455%	Fecal		CFU/100 mL	200	283.2	86400	-	194,291.9
5439000	5/23/1990	100	100	0.3915	39.31	2203	18.6727%	Fecal		CFU/100 mL	200	283.2	86400	-	192,376.1
5439000	6/14/1990	100	100	0.3915	39.31	2203	18.6727%	Fecal		CFU/100 mL	200	283.2	86400	-	192,376.1
5439000	2/4/1991	100	100	0.3915	39.31	2203	18.6727%	Fecal		CFU/100 mL	200	283.2	86400	-	192,376.1
5439000	5/21/1991	100	100	0.3915	39.31	2203	18.6727%	Fecal		CFU/100 mL	200	283.2	86400	-	192,376.1
5439000	5/12/1993	100	100	0.3915	39.31	2203	18.6727%	Fecal		CFU/100 mL	200	283.2	86400	-	192,376.1
5439000	2/18/1994	100	100	0.3915	39.31	2203	18.6727%	Fecal		CFU/100 mL	200	283.2	86400	-	192,376.1
5439000	12/30/1994	100	100	0.3915	39.31	2203	18.6727%	Fecal		CFU/100 mL	200	283.2	86400	-	192,376.1
5439000	6/21/1999	100	100	0.3915	39.31	2203	18.6727%	Fecal		CFU/100 mL	200	283.2	86400	-	192,376.1
5439000	6/23/1999	100	100	0.3915	39.31	2203	18.6727%	Fecal		CFU/100 mL	200	283.2	86400	-	192,376.1
5439000	6/23/2000	100	100	0.3915	39.31	2203	18.6727%	Fecal		CFU/100 mL	200	283.2	86400	-	192,376.1
5439000	3/13/2001	100	100	0.3915	39.31	2203	18.6727%	Fecal		CFU/100 mL	200	283.2	86400	-	192,376.1
5439000	1/16/2005	100	100	0.3915	39.31	2203	18.6727%	Fecal		CFU/100 mL	200	283.2	86400	-	192,376.1
5439000	6/11/2006	100	100	0.3915	39.31	2203	18.6727%	Fecal		CFU/100 mL	200	283.2	86400	-	192,376.1
5439000	4/6/2007	100	100	0.3915	39.31	2203	18.6727%	Fecal		CFU/100 mL	200	283.2	86400	-	192,376.1
5439000	6/20/2011	100	100	0.3915	39.31	2203	18.6727%	Fecal		CFU/100 mL	200	283.2	86400	-	192,376.1
5439000	5/2/2013	100	100	0.3915	39.31	2203	18.6727%	Fecal		CFU/100 mL	200	283.2	86400	-	192,376.1
5439000	3/24/2014	100	100	0.3915	39.31	2203	18.6727%	Fecal		CFU/100 mL	200	283.2	86400	-	192,376.1
5439000	4/12/2015	100	100	0.3915	39.31	2203	18.6727%	Fecal		CFU/100 mL	200	283.2	86400	-	192,376.1
5439000	4/29/2015	100	100	0.3915	39.31	2203	18.6727%	Fecal		CFU/100 mL	200	283.2	86400	-	192,376.1
5439000	5/26/2017	100	100	0.3915	39.31	2203	18.6727%	Fecal		CFU/100 mL	200	283.2	86400	-	192,376.1
5439000	2/17/2009	99.9	99.9	0.3915	39.27	2223	18.8422%	Fecal		CFU/100 mL	200	283.2	86400	-	192,184.5
5439000	5/22/2009	99.9	99.9	0.3915	39.27	2223	18.8422%	Fecal		CFU/100 mL	200	283.2	86400	-	192,184.5
5439000	5/22/2011	99.9	99.9	0.3915	39.27	2223	18.8422%	Fecal		CFU/100 mL	200	283.2	86400	-	192,184.5
5439000	6/12/2015	99.9	99.9	0.3915	39.27	2223	18.8422%	Fecal		CFU/100 mL	200	283.2	86400	-	192,184.5
5439000	3/23/2020	99.9	99.9	0.3915	39.27	2223	18.8422%	Fecal		CFU/100 mL	200	283.2	86400	-	192,184.5
5439000	7/15/2015	99.8	99.8	0.3915	39.23	2228	18.8846%	Fecal		CFU/100 mL	200	283.2	86400	-	191,993.0
5439000	5/27/2002	99.6	99.6	0.3915	39.15	2229	18.8930%	Fecal		CFU/100 mL	200	283.2	86400	-	191,609.8
5439000	5/23/2016	99.6	99.6	0.3915	39.15	2229	18.8930%	Fecal		CFU/100 mL	200	283.2	86400	-	191,609.8
5439000	3/14/2020	99.6	99.6	0.3915	39.15	2229	18.8930%	Fecal		CFU/100 mL	200	283.2	86400	-	191,609.8
5439000	12/27/2006	99.5	99.5	0.3915	39.12	2232	18.9185%	Fecal		CFU/100 mL	200	283.2	86400	-	191,418.3
5439000	3/19/1994	99.4	99.4	0.3915	39.08	2233	18.9269%	Fecal		CFU/100 mL	200	283.2	86400	-	191,226.7
5439000	5/17/2008	99.4	99.4	0.3915	39.08	2233	18.9269%	Fecal		CFU/100 mL	200	283.2	86400	-	191,226.7
5439000	5/8/2016	99.4	99.4	0.3915	39.08	2233	18.9269%	Fecal		CFU/100 mL	200	283.2	86400	-	191,226.7
5439000	6/8/2008	99.3	99.3	0.3915	39.04	2236	18.9524%	Fecal		CFU/100 mL	200	283.2	86400	-	191,035.1
5439000	5/6/2013	99.3	99.3	0.3915	39.04	2236	18.9524%	Fecal		CFU/100 mL	200	283.2	86400	-	191,035.1
5439000	1/12/2016	99.3	99.3	0.3915	39.04	2236	18.9524%	Fecal		CFU/100 mL	200	283.2	86400	-	191,035.1
5439000	6/16/2013	99.2	99.2	0.3915	39.00	2239	18.9778%	Fecal		CFU/100 mL	200	283.2	86400	-	190,843.5
5439000	3/5/1994	99.1	99.1	0.3915	38.96	2240	18.9863%	Fecal		CFU/100 mL	200	283.2	86400	-	190,652.0
5439000	3/10/1994	99.1	99.1	0.3915	38.96	2240	18.9863%	Fecal		CFU/100 mL	200	283.2	86400	-	190,652.0
5439000	5/7/2010	99.1	99.1	0.3915	38.96	2240	18.9863%	Fecal		CFU/100 mL	200	283.2	86400	-	190,652.0
5439000	2/1/1990	99	99	0.3915	38.92	2243	19.0117%	Fecal		CFU/100 mL	200	283.2	86400	-	190,460.4
5439000	2/3/1990	99	99	0.3915	38.92	2243	19.0117%	Fecal		CFU/100 mL	200	283.2	86400	-	190,460.4
5439000	5/27/1990	99	99	0.3915	38.92	2243	19.0117%	Fecal		CFU/100 mL	200	283.2	86400	-	190,460.4
5439000	12/15/1990	99	99	0.3915	38.92	2243	19.0117%	Fecal		CFU/100 mL	200	283.2	86400	-	190,460.4
5439000	3/4/1991	99	99	0.3915	38.92	2243	19.0117%	Fecal		CFU/100 mL	200	283.2	86400	-	190,460.4
5439000	4/21/1992	99	99	0.3915	38.92	2243	19.0117%	Fecal		CFU/100 mL	200	283.2	86400	-	190,460.4
5439000	11/11/1992	99	99	0.3915	38.92	2243	19.0117%	Fecal		CFU/100 mL	200	283.2	86400	-	190,460.4
5439000	6/9/1995	99	99	0.3915	38.92	2243	19.0117%	Fecal		CFU/100 mL	200	283.2	86400	-	190,460.4
5439000	3/26/1998	99	99	0.3915	38.92	2243	19.0117%	Fecal		CFU/100 mL	200	283.2	86400	-	190,460.4
5439000	5/28/2008	99	99	0.3915	38.92	2243	19.0117%	Fecal		CFU/100 mL	200	283.2	86400	-	190,460.4
5439000	6/25/2009	99	99	0.3915	38.92	2243	19.0117%	Fecal		CFU/100 mL	200	283.2	86400	-	190,460.4
5439000	7/2/2018	98.9	98.9	0.3915	38.88	2254	19.1049%	Fecal		CFU/100 mL	200	283.2	86400	-	190,268.8
5439000	4/15/2012	98.8	98.8	0.3915	38.84	2255	19.1134%	Fecal		CFU/100 mL	200	283.2	86400	-	190,077.2
5439000	3/25/2008	98.6	98.6	0.3915	38.76	2256	19.1219%	Fecal		CFU/100 mL	200	283.2	86400	-	189,694.1
5439000	6/7/2008	98.6	98.6	0.3915	38.76	2256	19.1219%	Fecal		CFU/100 mL	200	283.2	86400	-	189,694.1
5439000	4/14/2013	98.5	98.5	0.3915	38.72	2258	19.1388%	Fecal		CFU/100 mL	200	283.2	86400	-	189,502.5
5439000	5/9/2016	98.5	98.5	0.3915	38.72	2258	19.1388%	Fecal		CFU/100 mL	200	283.2	86400	-	189,502.5
5439000	1/13/2016	98.4	98.4	0.3915	38.68	2260	19.1558%	Fecal		CFU/100 mL	200	283.2	86400	-	189,310.9
5439000	6/29/2014	98.3	98.3	0.3915	38.65	2261	19.1643%	Fecal		CFU/100 mL	200	283.2	86400	-	189,119.4
5439000	5/6/2020	98.3	98.3	0.3915	38.65	2261	19.1643%	Fecal		CFU/100 mL	200	283.2	86400	-	189,119.4
5439000	5/23/2011	98.2	98.2	0.3915	38.61	2263	19.1812%	Fecal		CFU/100 mL	200	283.2	86400	-	188,927.8
5439000	2/11/2019	98.2	98.2	0.3915	38.61	2263	19.1812%	Fecal		CFU/100 mL	200	283.2	86400	-	188,927.8
5439000	1/13/1993	98	98	0.3915	38.53	2265	19.1982%	Fecal		CFU/100 mL	200	283.2	86400	-	188,544.7
5439000	2/4/1993	98	98	0.3915	38.53	2265	19.1982%	Fecal		CFU/100 mL	200	283.2	86400	-	188,544.7
5439000	11/15/1995	98	98	0.3915	38.53	2265	19.1982%	Fecal		CFU/100 mL	200	283.2	86400	-	188,544.7
5439000	5/21/1998	98	98	0.3915	38.53	2265	19.1982%	Fecal		CFU/100 mL	200	283.2	86400	-	188,544.7

Gage ID	Date	Discharge (CFS)	Gage Discharge (less Surrogate NPDES) (CFS)	Watershed Area Ratio	Calculated flow (CFS)	Rank	Flow Exceedance %	Parameter	Results	Units (mg or micro_gram	Limit/Standard	100mL/CF	sec/day	Actual Load (million colonies/day)	Allowable Load (million colonies/day)
5439000	7/9/1998	98	98	0.3915	38.53	2265	19.1982%	Fecal		CFU/100 mL	200	283.2	86400	-	188,544.7
5439000	2/16/1999	98	98	0.3915	38.53	2265	19.1982%	Fecal		CFU/100 mL	200	283.2	86400	-	188,544.7
5439000	3/21/1999	98	98	0.3915	38.53	2265	19.1982%	Fecal		CFU/100 mL	200	283.2	86400	-	188,544.7
5439000	7/6/2000	98	98	0.3915	38.53	2265	19.1982%	Fecal		CFU/100 mL	200	283.2	86400	-	188,544.7
5439000	3/26/2001	98	98	0.3915	38.53	2265	19.1982%	Fecal		CFU/100 mL	200	283.2	86400	-	188,544.7
5439000	6/5/2009	98	98	0.3915	38.53	2265	19.1982%	Fecal		CFU/100 mL	200	283.2	86400	-	188,544.7
5439000	6/1/2015	97.9	97.9	0.3915	38.49	2275	19.2829%	Fecal		CFU/100 mL	200	283.2	86400	-	188,353.1
5439000	5/20/2015	97.8	97.8	0.3915	38.45	2276	19.2914%	Fecal		CFU/100 mL	200	283.2	86400	-	188,161.5
5439000	4/27/2017	97.8	97.8	0.3915	38.45	2276	19.2914%	Fecal		CFU/100 mL	200	283.2	86400	-	188,161.5
5439000	4/28/2002	97.7	97.7	0.3915	38.41	2278	19.3084%	Fecal		CFU/100 mL	200	283.2	86400	-	187,969.9
5439000	6/16/2002	97.7	97.7	0.3915	38.41	2278	19.3084%	Fecal		CFU/100 mL	200	283.2	86400	-	187,969.9
5439000	2/4/2016	97.6	97.6	0.3915	38.37	2280	19.3253%	Fecal		CFU/100 mL	200	283.2	86400	-	187,778.4
5439000	6/19/2019	97.6	97.6	0.3915	38.37	2280	19.3253%	Fecal		CFU/100 mL	200	283.2	86400	-	187,778.4
5439000	4/16/2007	97.5	97.5	0.3915	38.33	2282	19.3423%	Fecal		CFU/100 mL	200	283.2	86400	-	187,586.8
5439000	1/15/2008	97.5	97.5	0.3915	38.33	2282	19.3423%	Fecal		CFU/100 mL	200	283.2	86400	-	187,586.8
5439000	12/2/2019	97.5	97.5	0.3915	38.33	2282	19.3423%	Fecal		CFU/100 mL	200	283.2	86400	-	187,586.8
5439000	7/6/2015	97.3	97.3	0.3915	38.25	2285	19.3677%	Fecal		CFU/100 mL	200	283.2	86400	-	187,203.6
5439000	4/15/2009	97.2	97.2	0.3915	38.21	2286	19.3762%	Fecal		CFU/100 mL	200	283.2	86400	-	187,012.1
5439000	7/26/2010	97.2	97.2	0.3915	38.21	2286	19.3762%	Fecal		CFU/100 mL	200	283.2	86400	-	187,012.1
5439000	2/7/1990	97	97	0.3915	38.14	2288	19.3931%	Fecal		CFU/100 mL	200	283.2	86400	-	186,628.9
5439000	3/26/1990	97	97	0.3915	38.14	2288	19.3931%	Fecal		CFU/100 mL	200	283.2	86400	-	186,628.9
5439000	4/14/1990	97	97	0.3915	38.14	2288	19.3931%	Fecal		CFU/100 mL	200	283.2	86400	-	186,628.9
5439000	12/10/1990	97	97	0.3915	38.14	2288	19.3931%	Fecal		CFU/100 mL	200	283.2	86400	-	186,628.9
5439000	4/23/1991	97	97	0.3915	38.14	2288	19.3931%	Fecal		CFU/100 mL	200	283.2	86400	-	186,628.9
5439000	2/2/1993	97	97	0.3915	38.14	2288	19.3931%	Fecal		CFU/100 mL	200	283.2	86400	-	186,628.9
5439000	3/17/1993	97	97	0.3915	38.14	2288	19.3931%	Fecal		CFU/100 mL	200	283.2	86400	-	186,628.9
5439000	9/19/1993	97	97	0.3915	38.14	2288	19.3931%	Fecal		CFU/100 mL	200	283.2	86400	-	186,628.9
5439000	11/29/1994	97	97	0.3915	38.14	2288	19.3931%	Fecal		CFU/100 mL	200	283.2	86400	-	186,628.9
5439000	5/26/1997	97	97	0.3915	38.14	2288	19.3931%	Fecal		CFU/100 mL	200	283.2	86400	-	186,628.9
5439000	2/18/1998	97	97	0.3915	38.14	2288	19.3931%	Fecal		CFU/100 mL	200	283.2	86400	-	186,628.9
5439000	3/13/1998	97	97	0.3915	38.14	2288	19.3931%	Fecal		CFU/100 mL	200	283.2	86400	-	186,628.9
5439000	5/25/2006	97	97	0.3915	38.14	2288	19.3931%	Fecal		CFU/100 mL	200	283.2	86400	-	186,628.9
5439000	10/28/2008	96.9	96.9	0.3915	38.10	2301	19.5033%	Fecal		CFU/100 mL	200	283.2	86400	-	186,437.3
5439000	12/8/2015	96.9	96.9	0.3915	38.10	2301	19.5033%	Fecal		CFU/100 mL	200	283.2	86400	-	186,437.3
5439000	12/1/2016	96.9	96.9	0.3915	38.10	2301	19.5033%	Fecal		CFU/100 mL	200	283.2	86400	-	186,437.3
5439000	5/4/2007	96.7	96.7	0.3915	38.02	2304	19.5287%	Fecal		CFU/100 mL	200	283.2	86400	-	186,054.2
5439000	10/1/2008	96.7	96.7	0.3915	38.02	2304	19.5287%	Fecal		CFU/100 mL	200	283.2	86400	-	186,054.2
5439000	11/14/2008	96.7	96.7	0.3915	38.02	2304	19.5287%	Fecal		CFU/100 mL	200	283.2	86400	-	186,054.2
5439000	6/25/2016	96.7	96.7	0.3915	38.02	2304	19.5287%	Fecal		CFU/100 mL	200	283.2	86400	-	186,054.2
5439000	11/30/2019	96.7	96.7	0.3915	38.02	2304	19.5287%	Fecal		CFU/100 mL	200	283.2	86400	-	186,054.2
5439000	5/24/2017	96.6	96.6	0.3915	37.98	2309	19.5711%	Fecal		CFU/100 mL	200	283.2	86400	-	185,862.6
5439000	3/3/2009	96.3	96.3	0.3915	37.86	2310	19.5796%	Fecal		CFU/100 mL	200	283.2	86400	-	185,287.9
5439000	5/8/2010	96.3	96.3	0.3915	37.86	2310	19.5796%	Fecal		CFU/100 mL	200	283.2	86400	-	185,287.9
5439000	1/8/2016	96.3	96.3	0.3915	37.86	2310	19.5796%	Fecal		CFU/100 mL	200	283.2	86400	-	185,287.9
5439000	11/24/2019	96.3	96.3	0.3915	37.86	2310	19.5796%	Fecal		CFU/100 mL	200	283.2	86400	-	185,287.9
5439000	12/14/2008	96.2	96.2	0.3915	37.82	2314	19.6135%	Fecal		CFU/100 mL	200	283.2	86400	-	185,096.3
5439000	2/1/2012	96.2	96.2	0.3915	37.82	2314	19.6135%	Fecal		CFU/100 mL	200	283.2	86400	-	185,096.3
5439000	10/19/2017	96.2	96.2	0.3915	37.82	2314	19.6135%	Fecal		CFU/100 mL	200	283.2	86400	-	185,096.3
5439000	5/28/2002	96.1	96.1	0.3915	37.78	2317	19.6389%	Fecal		CFU/100 mL	200	283.2	86400	-	184,904.8
5439000	4/4/2004	96.1	96.1	0.3915	37.78	2317	19.6389%	Fecal		CFU/100 mL	200	283.2	86400	-	184,904.8
5439000	11/15/2008	96.1	96.1	0.3915	37.78	2317	19.6389%	Fecal		CFU/100 mL	200	283.2	86400	-	184,904.8
5439000	12/22/2011	96.1	96.1	0.3915	37.78	2317	19.6389%	Fecal		CFU/100 mL	200	283.2	86400	-	184,904.8
5439000	5/7/1991	96	96	0.3915	37.75	2321	19.6728%	Fecal		CFU/100 mL	200	283.2	86400	-	184,713.2
5439000	3/12/1992	96	96	0.3915	37.75	2321	19.6728%	Fecal		CFU/100 mL	200	283.2	86400	-	184,713.2
5439000	3/13/1993	96	96	0.3915	37.75	2321	19.6728%	Fecal		CFU/100 mL	200	283.2	86400	-	184,713.2
5439000	8/4/1996	96	96	0.3915	37.75	2321	19.6728%	Fecal		CFU/100 mL	200	283.2	86400	-	184,713.2
5439000	8/14/1996	96	96	0.3915	37.75	2321	19.6728%	Fecal		CFU/100 mL	200	283.2	86400	-	184,713.2
5439000	3/13/1997	96	96	0.3915	37.75	2321	19.6728%	Fecal		CFU/100 mL	200	283.2	86400	-	184,713.2
5439000	3/14/1997	96	96	0.3915	37.75	2321	19.6728%	Fecal		CFU/100 mL	200	283.2	86400	-	184,713.2
5439000	5/12/1997	96	96	0.3915	37.75	2321	19.6728%	Fecal		CFU/100 mL	200	283.2	86400	-	184,713.2
5439000	3/17/1998	96	96	0.3915	37.75	2321	19.6728%	Fecal		CFU/100 mL	200	283.2	86400	-	184,713.2
5439000	6/9/1999	96	96	0.3915	37.75	2321	19.6728%	Fecal		CFU/100 mL	200	283.2	86400	-	184,713.2
5439000	4/14/2001	96	96	0.3915	37.75	2321	19.6728%	Fecal		CFU/100 mL	200	283.2	86400	-	184,713.2
5439000	6/1/2001	96	96	0.3915	37.75	2321	19.6728%	Fecal		CFU/100 mL	200	283.2	86400	-	184,713.2
5439000	2/18/2009	96	96	0.3915	37.75	2321	19.6728%	Fecal		CFU/100 mL	200	283.2	86400	-	184,713.2
5439000	2/21/2014	95.9	95.9	0.3915	37.71	2334	19.7830%	Fecal		CFU/100 mL	200	283.2	86400	-	184,521.6
5439000	7/4/2021	95.9	95.9	0.3915	37.71	2334	19.7830%	Fecal		CFU/100 mL	200	283.2	86400	-	184,521.6
5439000	7/9/2015	95.8	95.8	0.3915	37.67	2336	19.8000%	Fecal		CFU/100 mL	200	283.2	86400	-	184,330.0
5439000	4/12/2010	95.7	95.7	0.3915	37.63	2337	19.8084%	Fecal		CFU/100 mL	200	283.2	86400	-	184,138.5
5439000	6/21/2011	95.7	95.7	0.3915	37.63	2337	19.8084%	Fecal		CFU/100 mL	200	283.2	86400	-	184,138.5
5439000	7/30/2017	95.7	95.7	0.3915	37.63	2337	19.8084%	Fecal		CFU/100 mL	200	283.2	86400	-	184,138.5
5439000	3/25/2020	95.7	95.7	0.3915	37.63	2337	19.8084%	Fecal		CFU/100 mL	200	283.2	86400	-	184,138.5
5439000	2/24/2002	95.6	95.6	0.3915	37.59	2341	19.8423%	Fecal		CFU/100 mL	200	283.2	86400	-	183,946.9
5439000	3/15/2002	95.6	95.6	0.3915	37.59	2341	19.8423%	Fecal		CFU/100 mL	200	283.2	86400	-	183,946.9
5439000	11/25/2009	95.4	95.4	0.3915	37.51	2343	19.8593%	Fecal		CFU/100 mL	200	283.2	86400	-	183,563.7
5439000	4/15/2014	95.4	95.4	0.3915	37.51	2343	19.8593%	Fecal		CFU/100 mL	200	283.2	86400	-	183,563.7
5439000	10/20/1993	95.3	95.3	0.3915	37.47	2345	19.8763%	Fecal		CFU/100 mL	200	283.2	86400	-	183,372.2
5439000	5/25/2018	95.3	95.3	0.3915	37.47	2345	19.8763%	Fecal		CFU/100 mL	200	283.2	86400	-	183,372.2
5439000	5/30/2017	95.2	95.2	0.3915	37.43	2347	19.8932%	Fecal		CFU/100 mL	200	283.2	86400	-	183,180.6
5439000	3/23/2009	95.1	95.1	0.3915	37.39	2348	19.9017%	Fecal		CFU/100 mL	200	283.2	86400	-	182,989.0
5439000	4/15/1990	95	95	0.3915	37.35	2349	19.9102%	Fecal		CFU/100 mL	200	283.2	86400	-	182,797.5
5439000	6/15/1990	95	95	0.3915	37.35	2349	19.9102%	Fecal		CFU/100 mL	200	283.2	86400	-	182,797.5
5439000	12/16/1990	95	95	0.3915	37.35	2349	19.9102%	Fecal		CFU/100 mL	200	283.2	86400	-	182,797.5
5439000	12/20/1990	95	95	0.3915	37.35	2349	19.9102%	Fecal		CFU/100 mL	200	283.2	86400	-	182,797.5
5439000	5/22/1991	95	95	0.3915	37.35	2349	19.9102%	Fecal		CFU/100 mL	200	283.2	86400	-	182,797.5
5439000	3/25/1992	95	95	0.3915	37.35	2349	19.9102%	Fecal		CFU/100 mL	200	283.2	86400	-	182,797.5
5439000	3/14/1995	95	95	0.3915	37.35	2349	19.9102%	Fecal		CFU/100 mL	200	283.2	86400	-	182,797.5
5439000	5/23/1999	95	95	0.3915	37.35	2349	19.9102%	Fecal		CFU/100 mL	200	283.2	86400	-	182,797.5
5439000	6/10/2001	95	95	0.3915	37.35	2349	19.9102%	Fecal		CFU/100 mL	200	283.2	86400	-	182,797.5
5439000	6/10/2006	95	95	0.3915	37.35	2349	19.9102%	Fecal		CFU/100 mL	200	283.2	86400	-	182,797.5
5439000	3/26/2011	95	95	0.3915	37.35	2349	19.9102%	Fecal		CFU/100 mL	200	283.2	86400	-	182,797.5
5439000	4/4/2016	95	95	0.3915	37.35	2349	19.9102%	Fecal		CFU/100 mL	200	283.2	86400	-	182,797.5
5439000	11/29/2019	95	95	0.3915	37.35	2349	19.9102%	Fecal		CFU/100 mL	200	283.2	86400	-	182,797.5
5439000	3/25/2010	94.9	94.9	0.3915	37.31	2362	20.0203%	Fecal		CFU/100 mL	200	283.2	86400	-	182,605.9
5439000	12/9/2018	94.9	94.9	0.3915	37.31	2362	20.0203%	Fecal		CFU/100 mL	200	283.2	86400	-	182,605.9
5439000	11/8/2009	94.7	94.7	0.3915	37.24	2364	20.0373%	Fecal		CFU/100 mL	200	283.2	86400	-	182,222.7
5439000	8/21/2014	94.7	94.7	0.3915	37.24	2364	20.0373%	Fecal		CFU/100 mL	200	283.2	86400	-	182,222.7
5439000	7/16/2015	94.6	94.6	0.3915	37.20	2366	20.0542%	Fecal		CFU/100 mL	200	283.2	86400	-	182,031.2
5439000	1/4/2020	94.6	94.6	0.3915	37.20	2366	20.0542%	Fecal		CFU/100 mL	200	283.2	86400	-	182,031.2
5439000	3/16/2011	94.5	94.5	0.3915	37.16	2368	20.0712%	Fecal		CFU/100 mL	200	283.2	86400	-	181,839.6
5439000	3/19/2020	94.5	94.5	0.3915	37.16	2368	20.0712%	Fecal		CFU/100 mL	200	283.2	86400	-	181,839.6
5439000	4/20/2008	94.4	94.4	0.3915	37.12	2370	20.0882%	Fecal		CFU/100 mL	200	283.2	86400	-	181,648.0
5439000	1/5/2016	94.4	94.4	0.3915	37.12	2370	20.0882%	Fecal		CFU/100 mL	200	283.2	86400	-	181,648.0
5439000	1/18/2016	94.4	94.4	0.3915	37.12	2370	20.0882%	Fecal		CFU/100 mL	200	283.2	86400	-	181,648.0
5439000	3/30/2016	94.4	94.4	0.3915	37.12	2370	20.0882%	Fecal		CFU/100 mL	200	283.2	86400	-	181,648.0
5439000	4/7/2020	94.4	94.4	0.3915	37.12	2370	20.0882%	Fecal		CFU/100 mL	200	283.2	86400	-	181,648.0
5439000	7/11/2021	94.4	94.4	0.3915	37.12	2370	20.0882%	Fecal		CFU/100 mL	200	283.2	86400	-	181,648.0
5439000	7/1/2015	94.3	94.3	0.3915	37.08	2376	20.1390%	Fecal		CFU/100 mL	200	283.2	86400	-	181,456.4
5439000	5/4/2003	94.1	94.1	0.3915	37.00	2377	20.1475%	Fecal		CFU/100 mL	200	283.2	86400	-	181,073.3
5439000	4/18/2019	94.1	94.1	0.3915	37.00	2377	20.1475%	Fecal		CFU/100 mL	200	283.2	86400	-	181,073.3
5439000	1/20/2020	94.1	94.1	0.3915	37.00	2377	20.1475%	Fecal		CFU/100 mL	200	283.2	86400	-	181,073.3
5439000	6/17/1990	94	94	0.3915	36.96	2380	20.1729%	Fecal		CFU/100 mL	200	283.2	86400	-	180,881.7
5439000	2/8/1991	94	94	0.3915	36.96	2380	20.1729%	Fecal		CFU/100 mL	200	283.2	86400	-	180,881.7
5439000	4/3/1991	94	94	0.3915	36.96	2380	20.1729%	Fecal		CFU/100 mL	200	283.2	86400	-	180,881.7
5439000	11/18/1992	94	94	0.3915	36.96	2380	20.1729%	Fecal		CFU/100 mL	200	283.2	86400	-	180,881.7
5439000	7/30/1993	94	94	0.3915	36.96	2380	20.1729%	Fecal		CFU/100 mL	200	283.2	86400	-	180,881.7
5439000	6/4/2001	94	94	0.3915	36.96	2380	20.1729%	Fecal		CFU/100 mL	200	283.2	86400	-	180,881.7
5439000	5/24/2009	94	94	0.3915	36.96	2380	20.1729%	Fecal		CFU/100 mL	200	283.2	86400	-	180,881.7
5439000	5/22/2017	93.9	93.9	0.3915	36.92	2387	20.2322%	Fecal		CFU/100 mL	200	283.2	86400	-	180,690.2
5439000	6/11/2019	93.9	93.9	0.3915	36.92	2387	20.2322%	Fecal		CFU/100 mL	200	283.2	86400	-	180,690.2
5439000	10/17/2019	93.9	93.9	0.3915	36.92	2387	20.2322%	Fecal		CFU/100 mL	200	283.2	86400	-	180,690.2
5439000	11/10/2019	93.9	93.9	0.3915	36.92	2387	20.2322%	Fecal		CFU/100 mL	200	283.2	86400	-	180,690.2
5439000	12/3/2019	93.9	93.9	0.3915	36.92	2387	20.2322%	Fecal		CFU/100 mL	200	283.2	86400	-	180,690.2
5439000	12/12/2003	93.8	93.8	0.3915	36.88	2392	20.2746%	Fecal		CFU/100 mL	200	283.2	86400	-	180,498.6
5439000	5/29/2002	93.6	93.6	0.3915	36.81	2393	20.2831%	Fecal		CFU/100 mL	200	283.2	86400	-	180,115.4
5439000	5/23/2003	93.6	93.6	0.3915	36.81	2393	20.2831%	Fecal		CFU/100 mL	200	283.2	86400	-	180,115.4

Gage ID	Date	Discharge (CFS)	Gage Discharge (less Surrogate NPDES) (CFS)	Watershed Area Ratio	Calculated flow (CFS)	Rank	Flow Exceedance %	Parameter	Results	Units (mg or micro_gram	Limit/Standard	100mL/CF	sec/day	Actual Load (million colonies/day)	Allowable Load (million colonies/day)
5439000	5/23/2017	93.5	93.5	0.3915	36.77	2395	20.3001%	Fecal		CFU/100 mL	200	283.2	86400	-	179,923.9
5439000	10/21/1993	93.4	93.4	0.3915	36.73	2396	20.3085%	Fecal		CFU/100 mL	200	283.2	86400	-	179,732.3
5439000	6/1/2008	93.4	93.4	0.3915	36.73	2396	20.3085%	Fecal		CFU/100 mL	200	283.2	86400	-	179,732.3
5439000	6/30/2010	93.4	93.4	0.3915	36.73	2396	20.3085%	Fecal		CFU/100 mL	200	283.2	86400	-	179,732.3
5439000	7/12/2014	93.4	93.4	0.3915	36.73	2396	20.3085%	Fecal		CFU/100 mL	200	283.2	86400	-	179,732.3
5439000	1/5/2019	93.4	93.4	0.3915	36.73	2396	20.3085%	Fecal		CFU/100 mL	200	283.2	86400	-	179,732.3
5439000	1/18/2020	93.4	93.4	0.3915	36.73	2396	20.3085%	Fecal		CFU/100 mL	200	283.2	86400	-	179,732.3
5439000	5/30/2020	93.4	93.4	0.3915	36.73	2396	20.3085%	Fecal		CFU/100 mL	200	283.2	86400	-	179,732.3
5439000	4/25/2004	93.3	93.3	0.3915	36.69	2403	20.3679%	Fecal		CFU/100 mL	200	283.2	86400	-	179,540.7
5439000	11/20/2017	93.3	93.3	0.3915	36.69	2403	20.3679%	Fecal		CFU/100 mL	200	283.2	86400	-	179,540.7
5439000	3/8/2018	93.3	93.3	0.3915	36.69	2403	20.3679%	Fecal		CFU/100 mL	200	283.2	86400	-	179,540.7
5439000	1/14/2016	93.2	93.2	0.3915	36.65	2406	20.3933%	Fecal		CFU/100 mL	200	283.2	86400	-	179,349.1
5439000	8/22/2002	93.1	93.1	0.3915	36.61	2407	20.4018%	Fecal		CFU/100 mL	200	283.2	86400	-	179,157.6
5439000	6/21/2004	93.1	93.1	0.3915	36.61	2407	20.4018%	Fecal		CFU/100 mL	200	283.2	86400	-	179,157.6
5439000	5/5/1991	93	93	0.3915	36.57	2409	20.4187%	Fecal		CFU/100 mL	200	283.2	86400	-	178,966.0
5439000	2/28/1992	93	93	0.3915	36.57	2409	20.4187%	Fecal		CFU/100 mL	200	283.2	86400	-	178,966.0
5439000	12/6/1992	93	93	0.3915	36.57	2409	20.4187%	Fecal		CFU/100 mL	200	283.2	86400	-	178,966.0
5439000	1/10/1993	93	93	0.3915	36.57	2409	20.4187%	Fecal		CFU/100 mL	200	283.2	86400	-	178,966.0
5439000	11/27/1994	93	93	0.3915	36.57	2409	20.4187%	Fecal		CFU/100 mL	200	283.2	86400	-	178,966.0
5439000	5/20/1997	93	93	0.3915	36.57	2409	20.4187%	Fecal		CFU/100 mL	200	283.2	86400	-	178,966.0
5439000	3/28/1998	93	93	0.3915	36.57	2409	20.4187%	Fecal		CFU/100 mL	200	283.2	86400	-	178,966.0
5439000	11/13/1998	93	93	0.3915	36.57	2409	20.4187%	Fecal		CFU/100 mL	200	283.2	86400	-	178,966.0
5439000	6/6/2000	93	93	0.3915	36.57	2409	20.4187%	Fecal		CFU/100 mL	200	283.2	86400	-	178,966.0
5439000	2/23/2004	93	93	0.3915	36.57	2409	20.4187%	Fecal		CFU/100 mL	200	283.2	86400	-	178,966.0
5439000	4/11/2007	93	93	0.3915	36.57	2409	20.4187%	Fecal		CFU/100 mL	200	283.2	86400	-	178,966.0
5439000	12/17/2008	93	93	0.3915	36.57	2409	20.4187%	Fecal		CFU/100 mL	200	283.2	86400	-	178,966.0
5439000	12/20/2008	93	93	0.3915	36.57	2409	20.4187%	Fecal		CFU/100 mL	200	283.2	86400	-	178,966.0
5439000	6/6/2009	93	93	0.3915	36.57	2409	20.4187%	Fecal		CFU/100 mL	200	283.2	86400	-	178,966.0
5439000	1/30/2010	92.9	92.9	0.3915	36.53	2423	20.5374%	Fecal		CFU/100 mL	200	283.2	86400	-	178,774.4
5439000	5/4/2011	92.9	92.9	0.3915	36.53	2423	20.5374%	Fecal		CFU/100 mL	200	283.2	86400	-	178,774.4
5439000	3/12/2012	92.8	92.8	0.3915	36.49	2425	20.5543%	Fecal		CFU/100 mL	200	283.2	86400	-	178,582.8
5439000	4/22/2017	92.8	92.8	0.3915	36.49	2425	20.5543%	Fecal		CFU/100 mL	200	283.2	86400	-	178,582.8
5439000	6/12/2019	92.8	92.8	0.3915	36.49	2425	20.5543%	Fecal		CFU/100 mL	200	283.2	86400	-	178,582.8
5439000	2/14/2019	92.7	92.7	0.3915	36.45	2428	20.5798%	Fecal		CFU/100 mL	200	283.2	86400	-	178,391.3
5439000	4/21/2004	92.6	92.6	0.3915	36.41	2429	20.5882%	Fecal		CFU/100 mL	200	283.2	86400	-	178,199.7
5439000	7/9/2014	92.6	92.6	0.3915	36.41	2429	20.5882%	Fecal		CFU/100 mL	200	283.2	86400	-	178,199.7
5439000	3/27/2019	92.6	92.6	0.3915	36.41	2429	20.5882%	Fecal		CFU/100 mL	200	283.2	86400	-	178,199.7
5439000	4/10/2009	92.5	92.5	0.3915	36.37	2432	20.6137%	Fecal		CFU/100 mL	200	283.2	86400	-	178,008.1
5439000	4/13/2015	92.5	92.5	0.3915	36.37	2432	20.6137%	Fecal		CFU/100 mL	200	283.2	86400	-	178,008.1
5439000	7/19/2015	92.5	92.5	0.3915	36.37	2432	20.6137%	Fecal		CFU/100 mL	200	283.2	86400	-	178,008.1
5439000	5/30/2002	92.4	92.4	0.3915	36.34	2435	20.6391%	Fecal		CFU/100 mL	200	283.2	86400	-	177,816.6
5439000	4/16/2002	92.3	92.3	0.3915	36.30	2436	20.6476%	Fecal		CFU/100 mL	200	283.2	86400	-	177,625.0
5439000	4/9/2016	92.3	92.3	0.3915	36.30	2436	20.6476%	Fecal		CFU/100 mL	200	283.2	86400	-	177,625.0
5439000	3/9/2020	92.3	92.3	0.3915	36.30	2436	20.6476%	Fecal		CFU/100 mL	200	283.2	86400	-	177,625.0
5439000	5/1/2006	92.2	92.2	0.3915	36.26	2439	20.6730%	Fecal		CFU/100 mL	200	283.2	86400	-	177,433.4
5439000	11/29/2009	92.2	92.2	0.3915	36.26	2439	20.6730%	Fecal		CFU/100 mL	200	283.2	86400	-	177,433.4
5439000	2/3/2019	92.2	92.2	0.3915	36.26	2439	20.6730%	Fecal		CFU/100 mL	200	283.2	86400	-	177,433.4
5439000	6/20/2019	92.2	92.2	0.3915	36.26	2439	20.6730%	Fecal		CFU/100 mL	200	283.2	86400	-	177,433.4
5439000	2/25/2020	92.2	92.2	0.3915	36.26	2439	20.6730%	Fecal		CFU/100 mL	200	283.2	86400	-	177,433.4
5439000	10/26/2001	92.1	92.1	0.3915	36.22	2444	20.7154%	Fecal		CFU/100 mL	200	283.2	86400	-	177,241.8
5439000	2/6/1990	92	92	0.3915	36.18	2445	20.7239%	Fecal		CFU/100 mL	200	283.2	86400	-	177,050.3
5439000	5/16/1991	92	92	0.3915	36.18	2445	20.7239%	Fecal		CFU/100 mL	200	283.2	86400	-	177,050.3
5439000	5/17/1991	92	92	0.3915	36.18	2445	20.7239%	Fecal		CFU/100 mL	200	283.2	86400	-	177,050.3
5439000	1/17/1992	92	92	0.3915	36.18	2445	20.7239%	Fecal		CFU/100 mL	200	283.2	86400	-	177,050.3
5439000	12/23/1992	92	92	0.3915	36.18	2445	20.7239%	Fecal		CFU/100 mL	200	283.2	86400	-	177,050.3
5439000	7/6/1993	92	92	0.3915	36.18	2445	20.7239%	Fecal		CFU/100 mL	200	283.2	86400	-	177,050.3
5439000	11/2/1994	92	92	0.3915	36.18	2445	20.7239%	Fecal		CFU/100 mL	200	283.2	86400	-	177,050.3
5439000	5/21/1995	92	92	0.3915	36.18	2445	20.7239%	Fecal		CFU/100 mL	200	283.2	86400	-	177,050.3
5439000	5/9/1996	92	92	0.3915	36.18	2445	20.7239%	Fecal		CFU/100 mL	200	283.2	86400	-	177,050.3
5439000	1/4/1998	92	92	0.3915	36.18	2445	20.7239%	Fecal		CFU/100 mL	200	283.2	86400	-	177,050.3
5439000	5/22/1998	92	92	0.3915	36.18	2445	20.7239%	Fecal		CFU/100 mL	200	283.2	86400	-	177,050.3
5439000	6/10/1999	92	92	0.3915	36.18	2445	20.7239%	Fecal		CFU/100 mL	200	283.2	86400	-	177,050.3
5439000	9/8/2007	92	92	0.3915	36.18	2445	20.7239%	Fecal		CFU/100 mL	200	283.2	86400	-	177,050.3
5439000	5/4/2002	91.9	91.9	0.3915	36.14	2458	20.8340%	Fecal		CFU/100 mL	200	283.2	86400	-	176,858.7
5439000	3/24/2013	91.9	91.9	0.3915	36.14	2458	20.8340%	Fecal		CFU/100 mL	200	283.2	86400	-	176,858.7
5439000	5/24/2016	91.9	91.9	0.3915	36.14	2458	20.8340%	Fecal		CFU/100 mL	200	283.2	86400	-	176,858.7
5439000	4/7/2007	91.8	91.8	0.3915	36.10	2461	20.8595%	Fecal		CFU/100 mL	200	283.2	86400	-	176,667.1
5439000	10/29/2008	91.7	91.7	0.3915	36.06	2462	20.8679%	Fecal		CFU/100 mL	200	283.2	86400	-	176,475.5
5439000	2/21/2008	91.6	91.6	0.3915	36.02	2463	20.8764%	Fecal		CFU/100 mL	200	283.2	86400	-	176,284.0
5439000	10/9/2008	91.6	91.6	0.3915	36.02	2463	20.8764%	Fecal		CFU/100 mL	200	283.2	86400	-	176,284.0
5439000	3/15/2016	91.6	91.6	0.3915	36.02	2463	20.8764%	Fecal		CFU/100 mL	200	283.2	86400	-	176,284.0
5439000	2/25/2011	91.5	91.5	0.3915	35.98	2466	20.9018%	Fecal		CFU/100 mL	200	283.2	86400	-	176,092.4
5439000	12/9/2015	91.5	91.5	0.3915	35.98	2466	20.9018%	Fecal		CFU/100 mL	200	283.2	86400	-	176,092.4
5439000	12/12/2006	91.4	91.4	0.3915	35.94	2468	20.9188%	Fecal		CFU/100 mL	200	283.2	86400	-	175,900.8
5439000	6/1/2013	91.4	91.4	0.3915	35.94	2468	20.9188%	Fecal		CFU/100 mL	200	283.2	86400	-	175,900.8
5439000	1/11/2019	91.3	91.3	0.3915	35.91	2470	20.9358%	Fecal		CFU/100 mL	200	283.2	86400	-	175,709.2
5439000	5/20/2017	91.2	91.2	0.3915	35.87	2471	20.9442%	Fecal		CFU/100 mL	200	283.2	86400	-	175,517.7
5439000	2/11/1990	91	91	0.3915	35.79	2472	20.9527%	Fecal		CFU/100 mL	200	283.2	86400	-	175,134.5
5439000	5/28/1990	91	91	0.3915	35.79	2472	20.9527%	Fecal		CFU/100 mL	200	283.2	86400	-	175,134.5
5439000	12/5/1992	91	91	0.3915	35.79	2472	20.9527%	Fecal		CFU/100 mL	200	283.2	86400	-	175,134.5
5439000	5/13/1993	91	91	0.3915	35.79	2472	20.9527%	Fecal		CFU/100 mL	200	283.2	86400	-	175,134.5
5439000	6/10/1995	91	91	0.3915	35.79	2472	20.9527%	Fecal		CFU/100 mL	200	283.2	86400	-	175,134.5
5439000	1/5/1997	91	91	0.3915	35.79	2472	20.9527%	Fecal		CFU/100 mL	200	283.2	86400	-	175,134.5
5439000	5/3/1997	91	91	0.3915	35.79	2472	20.9527%	Fecal		CFU/100 mL	200	283.2	86400	-	175,134.5
5439000	3/27/1998	91	91	0.3915	35.79	2472	20.9527%	Fecal		CFU/100 mL	200	283.2	86400	-	175,134.5
5439000	7/5/1998	91	91	0.3915	35.79	2472	20.9527%	Fecal		CFU/100 mL	200	283.2	86400	-	175,134.5
5439000	3/19/2016	91	91	0.3915	35.79	2472	20.9527%	Fecal		CFU/100 mL	200	283.2	86400	-	175,134.5
5439000	5/19/2017	91	91	0.3915	35.79	2472	20.9527%	Fecal		CFU/100 mL	200	283.2	86400	-	175,134.5
5439000	6/15/2019	91	91	0.3915	35.79	2472	20.9527%	Fecal		CFU/100 mL	200	283.2	86400	-	175,134.5
5439000	3/9/2012	90.9	90.9	0.3915	35.75	2484	21.0544%	Fecal		CFU/100 mL	200	283.2	86400	-	174,943.0
5439000	7/1/1994	90.8	90.8	0.3915	35.71	2485	21.0629%	Fecal		CFU/100 mL	200	283.2	86400	-	174,751.4
5439000	3/29/2016	90.8	90.8	0.3915	35.71	2485	21.0629%	Fecal		CFU/100 mL	200	283.2	86400	-	174,751.4
5439000	5/31/2018	90.8	90.8	0.3915	35.71	2485	21.0629%	Fecal		CFU/100 mL	200	283.2	86400	-	174,751.4
5439000	4/30/2015	90.7	90.7	0.3915	35.67	2488	21.0883%	Fecal		CFU/100 mL	200	283.2	86400	-	174,559.8
5439000	6/17/2002	90.6	90.6	0.3915	35.63	2489	21.0968%	Fecal		CFU/100 mL	200	283.2	86400	-	174,368.2
5439000	12/6/2011	90.6	90.6	0.3915	35.63	2489	21.0968%	Fecal		CFU/100 mL	200	283.2	86400	-	174,368.2
5439000	6/3/2016	90.6	90.6	0.3915	35.63	2489	21.0968%	Fecal		CFU/100 mL	200	283.2	86400	-	174,368.2
5439000	10/24/2019	90.6	90.6	0.3915	35.63	2489	21.0968%	Fecal		CFU/100 mL	200	283.2	86400	-	174,368.2
5439000	5/12/2012	90.4	90.4	0.3915	35.55	2493	21.1307%	Fecal		CFU/100 mL	200	283.2	86400	-	173,985.1
5439000	1/3/2010	90.3	90.3	0.3915	35.51	2494	21.1392%	Fecal		CFU/100 mL	200	283.2	86400	-	173,793.5
5439000	3/18/2015	90.3	90.3	0.3915	35.51	2494	21.1392%	Fecal		CFU/100 mL	200	283.2	86400	-	173,793.5
5439000	4/15/2013	90.1	90.1	0.3915	35.44	2496	21.1561%	Fecal		CFU/100 mL	200	283.2	86400	-	173,410.4
5439000	5/7/2020	90.1	90.1	0.3915	35.44	2496	21.1561%	Fecal		CFU/100 mL	200	283.2	86400	-	173,410.4
5439000	2/25/1990	90	90	0.3915	35.40	2498	21.1731%	Fecal		CFU/100 mL	200	283.2	86400	-	173,218.8
5439000	8/12/1990	90	90	0.3915	35.40	2498	21.1731%	Fecal		CFU/100 mL	200	283.2	86400	-	173,218.8
5439000	12/7/1990	90	90	0.3915	35.40	2498	21.1731%	Fecal		CFU/100 mL	200	283.2	86400	-	173,218.8
5439000	4/4/1991	90	90	0.3915	35.40	2498	21.1731%	Fecal		CFU/100 mL	200	283.2	86400	-	173,218.8
5439000	6/7/1991	90	90	0.3915	35.40	2498	21.1731%	Fecal		CFU/100 mL	200	283.2	86400	-	173,218.8
5439000	11/6/1992	90	90	0.3915	35.40	2498	21.1731%	Fecal		CFU/100 mL	200	283.2	86400	-	173,218.8
5439000	12/24/1992	90	90	0.3915	35.40	2498	21.1731%	Fecal		CFU/100 mL	200	283.2	86400	-	173,218.8
5439000	3/14/1993	90	90	0.3915	35.40	2498	21.1731%	Fecal		CFU/100 mL	200	283.2	86400	-	173,218.8
5439000	10/4/1993	90	90	0.3915	35.40	2498	21.1731%	Fecal		CFU/100 mL	200	283.2	86400	-	173,218.8
5439000	10/10/1993	90	90	0.3915	35.40	2498	21.1731%	Fecal		CFU/100 mL	200	283.2	86400	-	173,218.8
5439000	3/16/1994	90	90	0.3915	35.40	2498	21.1731%	Fecal		CFU/100 mL	200	283.2	86400	-	173,218.8
5439000	11/18/1994	90	90	0.3915	35.40	2498	21.1731%	Fecal		CFU/100 mL	200	283.2	86400	-	173,218.8
5439000	12/24/1994	90	90	0.3915	35.40	2498	21.1731%	Fecal		CFU/100 mL	200	283.2	86400	-	173,218.8
5439000	1/6/1995	90	90	0.3915	35.40	2498	21.1731%	Fecal		CFU/100 mL	200	283.2	86400	-	173,218.8
5439000	3/15/1995	90	90	0.3915	35.40	2498	21.1731%	Fecal		CFU/100 mL	200	283.2	86400	-	173,218.8
5439000	4/9/1995	90	90	0.3915	35.40	2498	21.1731%	Fecal		CFU/100 mL	200	283.2	86400	-	173,218.8
5439000	4/26/1995	90	90	0.3915	35.40	2498	21.1731%	Fecal		CFU/100 mL	200	283.2	86400	-	173,218.8
5439000	5/4/1997	90	90	0.3915	35.40	2498	21.1731%	Fecal		CFU/100 mL	200	283.2	86400	-	173,218.8
5439000	3/2/1998	90	90	0.3915	35.40	2498	21.1731%	Fecal		CFU/100 mL	200	283.2	86400	-	173,218.8
5439000	6/24/1999	90	90	0.3915	35.40	2498	21.1731%	Fecal		CFU/100 mL	200	283.2	86400	-	173,218.8
5439000	6/30/2000	90	90	0.3915	35.40	2498	21.1731%	Fecal		CFU/100 mL	200	283.2	86400	-	173,218.8
5439000	2/19/2009	90	90	0.3915	35.40	2498	21.1731%	Fecal		CFU/100 mL	200	283.2	86400	-	173,218.8
5439000	5/25/2009	90	90	0.3915	35.40	2498	21.1731%	Fecal		CFU/100 mL	200	283.2	86400	-	173,218.8

Gage ID	Date	Discharge (CFS)	Gage Discharge (less Surrogate NPDES) (CFS)	Watershed Area Ratio	Calculated flow (CFS)	Rank	Flow Exceedance %	Parameter	Results	Units (mg or micro_gram	Limit/Standard	100mL/CF	sec/day	Actual Load (million colonies/day)	Allowable Load (million colonies/day)
5439000	4/8/2011	90	90	0.3915	35.40	2498	21.1731%	Fecal		CFU/100 mL	200	283.2	86400	-	173,218.8
5439000	3/5/2012	90	90	0.3915	35.40	2498	21.1731%	Fecal		CFU/100 mL	200	283.2	86400	-	173,218.8
5439000	2/28/1994	89.9	89.9	0.3915	35.36	2523	21.3850%	Fecal		CFU/100 mL	200	283.2	86400	-	173,027.2
5439000	7/6/2013	89.9	89.9	0.3915	35.36	2523	21.3850%	Fecal		CFU/100 mL	200	283.2	86400	-	173,027.2
5439000	1/19/2020	89.9	89.9	0.3915	35.36	2523	21.3850%	Fecal		CFU/100 mL	200	283.2	86400	-	173,027.2
5439000	12/15/2008	89.8	89.8	0.3915	35.32	2526	21.4104%	Fecal		CFU/100 mL	200	283.2	86400	-	172,835.6
5439000	6/27/2006	89.7	89.7	0.3915	35.28	2527	21.4189%	Fecal		CFU/100 mL	200	283.2	86400	-	172,644.1
5439000	10/18/2019	89.7	89.7	0.3915	35.28	2527	21.4189%	Fecal		CFU/100 mL	200	283.2	86400	-	172,644.1
5439000	2/7/2020	89.7	89.7	0.3915	35.28	2527	21.4189%	Fecal		CFU/100 mL	200	283.2	86400	-	172,644.1
5439000	3/17/2011	89.6	89.6	0.3915	35.24	2530	21.4443%	Fecal		CFU/100 mL	200	283.2	86400	-	172,452.5
5439000	6/16/2018	89.6	89.6	0.3915	35.24	2530	21.4443%	Fecal		CFU/100 mL	200	283.2	86400	-	172,452.5
5439000	5/31/2002	89.5	89.5	0.3915	35.20	2532	21.4613%	Fecal		CFU/100 mL	200	283.2	86400	-	172,260.9
5439000	6/2/2015	89.5	89.5	0.3915	35.20	2532	21.4613%	Fecal		CFU/100 mL	200	283.2	86400	-	172,260.9
5439000	9/27/2008	89.4	89.4	0.3915	35.16	2534	21.4782%	Fecal		CFU/100 mL	200	283.2	86400	-	172,069.4
5439000	2/2/2016	89.4	89.4	0.3915	35.16	2534	21.4782%	Fecal		CFU/100 mL	200	283.2	86400	-	172,069.4
5439000	12/4/2019	89.4	89.4	0.3915	35.16	2534	21.4782%	Fecal		CFU/100 mL	200	283.2	86400	-	172,069.4
5439000	4/29/2002	89.3	89.3	0.3915	35.12	2537	21.5036%	Fecal		CFU/100 mL	200	283.2	86400	-	171,877.8
5439000	6/19/2004	89.3	89.3	0.3915	35.12	2537	21.5036%	Fecal		CFU/100 mL	200	283.2	86400	-	171,877.8
5439000	5/5/2011	89.3	89.3	0.3915	35.12	2537	21.5036%	Fecal		CFU/100 mL	200	283.2	86400	-	171,877.8
5439000	5/6/2011	89.3	89.3	0.3915	35.12	2537	21.5036%	Fecal		CFU/100 mL	200	283.2	86400	-	171,877.8
5439000	5/4/2015	89.3	89.3	0.3915	35.12	2537	21.5036%	Fecal		CFU/100 mL	200	283.2	86400	-	171,877.8
5439000	4/9/2011	89.2	89.2	0.3915	35.08	2542	21.5460%	Fecal		CFU/100 mL	200	283.2	86400	-	171,686.2
5439000	11/14/2011	89.2	89.2	0.3915	35.08	2542	21.5460%	Fecal		CFU/100 mL	200	283.2	86400	-	171,686.2
5439000	5/21/2015	89.2	89.2	0.3915	35.08	2542	21.5460%	Fecal		CFU/100 mL	200	283.2	86400	-	171,686.2
5439000	1/6/2016	89.2	89.2	0.3915	35.08	2542	21.5460%	Fecal		CFU/100 mL	200	283.2	86400	-	171,686.2
5439000	5/24/1990	89	89	0.3915	35.00	2546	21.5799%	Fecal		CFU/100 mL	200	283.2	86400	-	171,303.1
5439000	12/14/1990	89	89	0.3915	35.00	2546	21.5799%	Fecal		CFU/100 mL	200	283.2	86400	-	171,303.1
5439000	2/22/1991	89	89	0.3915	35.00	2546	21.5799%	Fecal		CFU/100 mL	200	283.2	86400	-	171,303.1
5439000	12/16/1991	89	89	0.3915	35.00	2546	21.5799%	Fecal		CFU/100 mL	200	283.2	86400	-	171,303.1
5439000	11/4/1992	89	89	0.3915	35.00	2546	21.5799%	Fecal		CFU/100 mL	200	283.2	86400	-	171,303.1
5439000	11/19/1992	89	89	0.3915	35.00	2546	21.5799%	Fecal		CFU/100 mL	200	283.2	86400	-	171,303.1
5439000	1/31/1993	89	89	0.3915	35.00	2546	21.5799%	Fecal		CFU/100 mL	200	283.2	86400	-	171,303.1
5439000	9/20/1993	89	89	0.3915	35.00	2546	21.5799%	Fecal		CFU/100 mL	200	283.2	86400	-	171,303.1
5439000	3/15/1997	89	89	0.3915	35.00	2546	21.5799%	Fecal		CFU/100 mL	200	283.2	86400	-	171,303.1
5439000	2/17/1999	89	89	0.3915	35.00	2546	21.5799%	Fecal		CFU/100 mL	200	283.2	86400	-	171,303.1
5439000	5/24/1999	89	89	0.3915	35.00	2546	21.5799%	Fecal		CFU/100 mL	200	283.2	86400	-	171,303.1
5439000	4/17/2001	89	89	0.3915	35.00	2546	21.5799%	Fecal		CFU/100 mL	200	283.2	86400	-	171,303.1
5439000	2/19/2005	89	89	0.3915	35.00	2546	21.5799%	Fecal		CFU/100 mL	200	283.2	86400	-	171,303.1
5439000	4/7/2008	89	89	0.3915	35.00	2546	21.5799%	Fecal		CFU/100 mL	200	283.2	86400	-	171,303.1
5439000	7/17/2021	88.9	88.9	0.3915	34.97	2560	21.6986%	Fecal		CFU/100 mL	200	283.2	86400	-	171,111.5
5439000	10/8/2018	88.8	88.8	0.3915	34.93	2561	21.7071%	Fecal		CFU/100 mL	200	283.2	86400	-	170,919.9
5439000	3/28/2019	88.7	88.7	0.3915	34.89	2562	21.7155%	Fecal		CFU/100 mL	200	283.2	86400	-	170,728.3
5439000	3/26/2020	88.7	88.7	0.3915	34.89	2562	21.7155%	Fecal		CFU/100 mL	200	283.2	86400	-	170,728.3
5439000	4/13/2010	88.6	88.6	0.3915	34.85	2564	21.7325%	Fecal		CFU/100 mL	200	283.2	86400	-	170,536.8
5439000	3/10/2008	88.5	88.5	0.3915	34.81	2565	21.7410%	Fecal		CFU/100 mL	200	283.2	86400	-	170,345.2
5439000	4/10/2016	88.5	88.5	0.3915	34.81	2565	21.7410%	Fecal		CFU/100 mL	200	283.2	86400	-	170,345.2
5439000	5/25/2017	88.4	88.4	0.3915	34.77	2567	21.7579%	Fecal		CFU/100 mL	200	283.2	86400	-	170,153.6
5439000	3/15/2020	88.4	88.4	0.3915	34.77	2567	21.7579%	Fecal		CFU/100 mL	200	283.2	86400	-	170,153.6
5439000	12/21/2008	88.3	88.3	0.3915	34.73	2569	21.7749%	Fecal		CFU/100 mL	200	283.2	86400	-	169,962.0
5439000	4/17/2007	88.2	88.2	0.3915	34.69	2570	21.7834%	Fecal		CFU/100 mL	200	283.2	86400	-	169,770.5
5439000	2/20/2005	88.1	88.1	0.3915	34.65	2571	21.7918%	Fecal		CFU/100 mL	200	283.2	86400	-	169,578.9
5439000	2/28/1990	88	88	0.3915	34.61	2572	21.8003%	Fecal		CFU/100 mL	200	283.2	86400	-	169,387.3
5439000	2/9/1991	88	88	0.3915	34.61	2572	21.8003%	Fecal		CFU/100 mL	200	283.2	86400	-	169,387.3
5439000	11/10/1992	88	88	0.3915	34.61	2572	21.8003%	Fecal		CFU/100 mL	200	283.2	86400	-	169,387.3
5439000	3/16/1993	88	88	0.3915	34.61	2572	21.8003%	Fecal		CFU/100 mL	200	283.2	86400	-	169,387.3
5439000	12/31/1994	88	88	0.3915	34.61	2572	21.8003%	Fecal		CFU/100 mL	200	283.2	86400	-	169,387.3
5439000	1/3/1995	88	88	0.3915	34.61	2572	21.8003%	Fecal		CFU/100 mL	200	283.2	86400	-	169,387.3
5439000	5/3/1995	88	88	0.3915	34.61	2572	21.8003%	Fecal		CFU/100 mL	200	283.2	86400	-	169,387.3
5439000	8/15/1996	88	88	0.3915	34.61	2572	21.8003%	Fecal		CFU/100 mL	200	283.2	86400	-	169,387.3
5439000	3/16/1999	88	88	0.3915	34.61	2572	21.8003%	Fecal		CFU/100 mL	200	283.2	86400	-	169,387.3
5439000	9/29/1999	88	88	0.3915	34.61	2572	21.8003%	Fecal		CFU/100 mL	200	283.2	86400	-	169,387.3
5439000	4/26/2000	88	88	0.3915	34.61	2572	21.8003%	Fecal		CFU/100 mL	200	283.2	86400	-	169,387.3
5439000	2/22/2001	88	88	0.3915	34.61	2572	21.8003%	Fecal		CFU/100 mL	200	283.2	86400	-	169,387.3
5439000	5/5/2007	88	88	0.3915	34.61	2572	21.8003%	Fecal		CFU/100 mL	200	283.2	86400	-	169,387.3
5439000	6/7/2009	88	88	0.3915	34.61	2572	21.8003%	Fecal		CFU/100 mL	200	283.2	86400	-	169,387.3
5439000	6/4/2016	88	88	0.3915	34.61	2572	21.8003%	Fecal		CFU/100 mL	200	283.2	86400	-	169,387.3
5439000	12/28/2006	87.9	87.9	0.3915	34.57	2587	21.9274%	Fecal		CFU/100 mL	200	283.2	86400	-	169,195.8
5439000	6/28/2014	87.9	87.9	0.3915	34.57	2587	21.9274%	Fecal		CFU/100 mL	200	283.2	86400	-	169,195.8
5439000	10/28/2017	87.9	87.9	0.3915	34.57	2587	21.9274%	Fecal		CFU/100 mL	200	283.2	86400	-	169,195.8
5439000	11/25/2019	87.9	87.9	0.3915	34.57	2587	21.9274%	Fecal		CFU/100 mL	200	283.2	86400	-	169,195.8
5439000	3/4/2017	87.7	87.7	0.3915	34.50	2591	21.9613%	Fecal		CFU/100 mL	200	283.2	86400	-	168,812.6
5439000	5/22/2010	87.6	87.6	0.3915	34.46	2592	21.9698%	Fecal		CFU/100 mL	200	283.2	86400	-	168,621.0
5439000	7/27/2007	87.5	87.5	0.3915	34.42	2593	21.9783%	Fecal		CFU/100 mL	200	283.2	86400	-	168,429.5
5439000	3/13/2012	87.5	87.5	0.3915	34.42	2593	21.9783%	Fecal		CFU/100 mL	200	283.2	86400	-	168,429.5
5439000	10/19/2019	87.5	87.5	0.3915	34.42	2593	21.9783%	Fecal		CFU/100 mL	200	283.2	86400	-	168,429.5
5439000	3/10/2004	87.4	87.4	0.3915	34.38	2596	22.0037%	Fecal		CFU/100 mL	200	283.2	86400	-	168,237.9
5439000	3/22/2011	87.4	87.4	0.3915	34.38	2596	22.0037%	Fecal		CFU/100 mL	200	283.2	86400	-	168,237.9
5439000	11/24/2015	87.4	87.4	0.3915	34.38	2596	22.0037%	Fecal		CFU/100 mL	200	283.2	86400	-	168,237.9
5439000	6/18/2016	87.4	87.4	0.3915	34.38	2596	22.0037%	Fecal		CFU/100 mL	200	283.2	86400	-	168,237.9
5439000	5/26/2010	87.1	87.1	0.3915	34.26	2600	22.0376%	Fecal		CFU/100 mL	200	283.2	86400	-	167,663.2
5439000	6/13/2010	87.1	87.1	0.3915	34.26	2600	22.0376%	Fecal		CFU/100 mL	200	283.2	86400	-	167,663.2
5439000	10/9/2018	87.1	87.1	0.3915	34.26	2600	22.0376%	Fecal		CFU/100 mL	200	283.2	86400	-	167,663.2
5439000	3/27/1990	87	87	0.3915	34.22	2603	22.0631%	Fecal		CFU/100 mL	200	283.2	86400	-	167,471.6
5439000	6/24/1990	87	87	0.3915	34.22	2603	22.0631%	Fecal		CFU/100 mL	200	283.2	86400	-	167,471.6
5439000	4/22/1992	87	87	0.3915	34.22	2603	22.0631%	Fecal		CFU/100 mL	200	283.2	86400	-	167,471.6
5439000	1/20/1995	87	87	0.3915	34.22	2603	22.0631%	Fecal		CFU/100 mL	200	283.2	86400	-	167,471.6
5439000	5/15/1996	87	87	0.3915	34.22	2603	22.0631%	Fecal		CFU/100 mL	200	283.2	86400	-	167,471.6
5439000	6/30/1996	87	87	0.3915	34.22	2603	22.0631%	Fecal		CFU/100 mL	200	283.2	86400	-	167,471.6
5439000	6/21/1998	87	87	0.3915	34.22	2603	22.0631%	Fecal		CFU/100 mL	200	283.2	86400	-	167,471.6
5439000	12/10/1998	87	87	0.3915	34.22	2603	22.0631%	Fecal		CFU/100 mL	200	283.2	86400	-	167,471.6
5439000	6/11/2000	87	87	0.3915	34.22	2603	22.0631%	Fecal		CFU/100 mL	200	283.2	86400	-	167,471.6
5439000	3/27/2001	87	87	0.3915	34.22	2603	22.0631%	Fecal		CFU/100 mL	200	283.2	86400	-	167,471.6
5439000	6/26/2009	87	87	0.3915	34.22	2603	22.0631%	Fecal		CFU/100 mL	200	283.2	86400	-	167,471.6
5439000	5/31/2013	87	87	0.3915	34.22	2603	22.0631%	Fecal		CFU/100 mL	200	283.2	86400	-	167,471.6
5439000	1/16/2020	87	87	0.3915	34.22	2603	22.0631%	Fecal		CFU/100 mL	200	283.2	86400	-	167,471.6
5439000	6/12/2021	87	87	0.3915	34.22	2603	22.0631%	Fecal		CFU/100 mL	200	283.2	86400	-	167,471.6
5439000	5/3/2015	86.9	86.9	0.3915	34.18	2617	22.1817%	Fecal		CFU/100 mL	200	283.2	86400	-	167,280.0
5439000	5/5/2002	86.7	86.7	0.3915	34.10	2618	22.1902%	Fecal		CFU/100 mL	200	283.2	86400	-	166,896.9
5439000	1/16/2008	86.7	86.7	0.3915	34.10	2618	22.1902%	Fecal		CFU/100 mL	200	283.2	86400	-	166,896.9
5439000	5/1/2002	86.6	86.6	0.3915	34.07	2620	22.2072%	Fecal		CFU/100 mL	200	283.2	86400	-	166,705.3
5439000	5/18/2008	86.5	86.5	0.3915	34.03	2621	22.2156%	Fecal		CFU/100 mL	200	283.2	86400	-	166,513.7
5439000	6/22/2011	86.5	86.5	0.3915	34.03	2621	22.2156%	Fecal		CFU/100 mL	200	283.2	86400	-	166,513.7
5439000	4/13/2021	86.5	86.5	0.3915	34.03	2621	22.2156%	Fecal		CFU/100 mL	200	283.2	86400	-	166,513.7
5439000	10/25/2021	86.4	86.4	0.3915	33.99	2624	22.2411%	Fecal		CFU/100 mL	200	283.2	86400	-	166,322.2
5439000	1/15/2016	86.3	86.3	0.3915	33.95	2625	22.2495%	Fecal		CFU/100 mL	200	283.2	86400	-	166,130.6
5439000	7/17/2020	86.3	86.3	0.3915	33.95	2625	22.2495%	Fecal		CFU/100 mL	200	283.2	86400	-	166,130.6
5439000	12/19/2006	86.2	86.2	0.3915	33.91	2627	22.2665%	Fecal		CFU/100 mL	200	283.2	86400	-	165,939.0
5439000	2/20/2022	86.2	86.2	0.3915	33.91	2627	22.2665%	Fecal		CFU/100 mL	200	283.2	86400	-	165,939.0
5439000	3/6/1990	86	86	0.3915	33.83	2629	22.2834%	Fecal		CFU/100 mL	200	283.2	86400	-	165,555.9
5439000	9/11/1992	86	86	0.3915	33.83	2629	22.2834%	Fecal		CFU/100 mL	200	283.2	86400	-	165,555.9
5439000	9/2/1993	86	86	0.3915	33.83	2629	22.2834%	Fecal		CFU/100 mL	200	283.2	86400	-	165,555.9
5439000	3/16/1995	86	86	0.3915	33.83	2629	22.2834%	Fecal		CFU/100 mL	200	283.2	86400	-	165,555.9
5439000	2/19/1998	86	86	0.3915	33.83	2629	22.2834%	Fecal		CFU/100 mL	200	283.2	86400	-	165,555.9
5439000	3/14/1998	86	86	0.3915	33.83	2629	22.2834%	Fecal		CFU/100 mL	200	283.2	86400	-	165,555.9
5439000	3/1/2000	86	86	0.3915	33.83	2629	22.2834%	Fecal		CFU/100 mL	200	283.2	86400	-	165,555.9
5439000	1/23/2012	86	86	0.3915	33.83	2629	22.2834%	Fecal		CFU/100 mL	200	283.2	86400	-	165,555.9
5439000	5/7/2013	86	86	0.3915	33.83	2629	22.2834%	Fecal		CFU/100 mL	200	283.2	86400	-	165,555.9
5439000	4/28/2017	86	86	0.3915	33.83	2629	22.2834%	Fecal		CFU/100 mL	200	283.2	86400	-	165,555.9
5439000	4/8/2020	86	86	0.3915	33.83	2629	22.2834%	Fecal		CFU/100 mL	200	283.2	86400	-	165,555.9
5439000	3/30/2019	85.9	85.9	0.3915	33.79	2640	22.3767%	Fecal		CFU/100 mL	200	283.2	86400	-	165,364.3
5439000	11/11/2019	85.9	85.9	0.3915	33.79	2640	22.3767%	Fecal		CFU/100 mL	200	283.2	86400	-	165,364.3
5439000	7/24/2016	85.8	85.8	0.3915	33.75	2642	22.3936%	Fecal		CFU/100 mL	200	283.2	86400	-	165,172.7
5439000	1/29/2017	85.8	85.8	0.3915	33.75	2642	22.3936%	Fecal		CFU/100 mL	200	283.2	86400	-	165,172.7
5439000	6/13/2019	85.8	85.8	0.3915	33.75	2642	22.3936%	Fecal		CFU/100 mL	200	283.2	86400	-	165,172.7
5439000	2/26/2011	85.7	85.7	0.3915	33.71	2645	22.4191%	Fecal		CFU/100 mL	200	283.2	86400	-	164,981.1
5439000	12/30/2018	85.7	85.7	0.3915	33.71	2645	22.4191%	Fecal		CFU/100 mL	200	283.2	86400	-	164,981.1

Gage ID	Date	Discharge (CFS)	Gage Discharge (less Surrogate NPDES) (CFS)	Watershed Area Ratio	Calculated flow (CFS)	Rank	Flow Exceedance %	Parameter	Results	Units (mg or micro_gram	Limit/Standard	100mL/CF	sec/day	Actual Load (million colonies/day)	Allowable Load (million colonies/day)
5439000	4/26/2004	85.6	85.6	0.3915	33.67	2647	22.4360%	Fecal		CFU/100 mL	200	283.2	86400	-	164,789.6
5439000	1/7/2009	85.6	85.6	0.3915	33.67	2647	22.4360%	Fecal		CFU/100 mL	200	283.2	86400	-	164,789.6
5439000	6/22/2010	85.6	85.6	0.3915	33.67	2647	22.4360%	Fecal		CFU/100 mL	200	283.2	86400	-	164,789.6
5439000	5/6/2002	85.5	85.5	0.3915	33.63	2650	22.4614%	Fecal		CFU/100 mL	200	283.2	86400	-	164,598.0
5439000	7/16/2014	85.5	85.5	0.3915	33.63	2650	22.4614%	Fecal		CFU/100 mL	200	283.2	86400	-	164,598.0
5439000	4/23/2017	85.5	85.5	0.3915	33.63	2650	22.4614%	Fecal		CFU/100 mL	200	283.2	86400	-	164,598.0
5439000	12/2/2006	85.4	85.4	0.3915	33.60	2653	22.4869%	Fecal		CFU/100 mL	200	283.2	86400	-	164,406.4
5439000	3/9/2008	85.4	85.4	0.3915	33.60	2653	22.4869%	Fecal		CFU/100 mL	200	283.2	86400	-	164,406.4
5439000	11/8/2011	85.4	85.4	0.3915	33.60	2653	22.4869%	Fecal		CFU/100 mL	200	283.2	86400	-	164,406.4
5439000	5/31/2017	85.4	85.4	0.3915	33.60	2653	22.4869%	Fecal		CFU/100 mL	200	283.2	86400	-	164,406.4
5439000	12/27/1993	85.3	85.3	0.3915	33.56	2657	22.5208%	Fecal		CFU/100 mL	200	283.2	86400	-	164,214.8
5439000	8/7/2010	85.2	85.2	0.3915	33.52	2658	22.5292%	Fecal		CFU/100 mL	200	283.2	86400	-	164,023.3
5439000	11/17/2015	85.1	85.1	0.3915	33.48	2659	22.5377%	Fecal		CFU/100 mL	200	283.2	86400	-	163,831.7
5439000	7/3/1990	85	85	0.3915	33.44	2660	22.5462%	Fecal		CFU/100 mL	200	283.2	86400	-	163,640.1
5439000	2/20/1991	85	85	0.3915	33.44	2660	22.5462%	Fecal		CFU/100 mL	200	283.2	86400	-	163,640.1
5439000	12/17/1991	85	85	0.3915	33.44	2660	22.5462%	Fecal		CFU/100 mL	200	283.2	86400	-	163,640.1
5439000	12/25/1992	85	85	0.3915	33.44	2660	22.5462%	Fecal		CFU/100 mL	200	283.2	86400	-	163,640.1
5439000	2/11/1993	85	85	0.3915	33.44	2660	22.5462%	Fecal		CFU/100 mL	200	283.2	86400	-	163,640.1
5439000	1/21/1995	85	85	0.3915	33.44	2660	22.5462%	Fecal		CFU/100 mL	200	283.2	86400	-	163,640.1
5439000	5/5/1997	85	85	0.3915	33.44	2660	22.5462%	Fecal		CFU/100 mL	200	283.2	86400	-	163,640.1
5439000	6/25/1997	85	85	0.3915	33.44	2660	22.5462%	Fecal		CFU/100 mL	200	283.2	86400	-	163,640.1
5439000	5/23/1998	85	85	0.3915	33.44	2660	22.5462%	Fecal		CFU/100 mL	200	283.2	86400	-	163,640.1
5439000	7/21/1999	85	85	0.3915	33.44	2660	22.5462%	Fecal		CFU/100 mL	200	283.2	86400	-	163,640.1
5439000	4/11/2001	85	85	0.3915	33.44	2660	22.5462%	Fecal		CFU/100 mL	200	283.2	86400	-	163,640.1
5439000	5/22/2015	85	85	0.3915	33.44	2660	22.5462%	Fecal		CFU/100 mL	200	283.2	86400	-	163,640.1
5439000	5/20/2018	85	85	0.3915	33.44	2660	22.5462%	Fecal		CFU/100 mL	200	283.2	86400	-	163,640.1
5439000	4/26/2020	85	85	0.3915	33.44	2660	22.5462%	Fecal		CFU/100 mL	200	283.2	86400	-	163,640.1
5439000	5/2/2006	84.9	84.9	0.3915	33.40	2674	22.6649%	Fecal		CFU/100 mL	200	283.2	86400	-	163,448.6
5439000	7/8/2013	84.9	84.9	0.3915	33.40	2674	22.6649%	Fecal		CFU/100 mL	200	283.2	86400	-	163,448.6
5439000	7/3/2018	84.7	84.7	0.3915	33.32	2676	22.6818%	Fecal		CFU/100 mL	200	283.2	86400	-	163,065.4
5439000	7/25/2007	84.6	84.6	0.3915	33.28	2677	22.6903%	Fecal		CFU/100 mL	200	283.2	86400	-	162,873.8
5439000	3/10/2012	84.6	84.6	0.3915	33.28	2677	22.6903%	Fecal		CFU/100 mL	200	283.2	86400	-	162,873.8
5439000	3/7/2017	84.6	84.6	0.3915	33.28	2677	22.6903%	Fecal		CFU/100 mL	200	283.2	86400	-	162,873.8
5439000	11/16/2008	84.5	84.5	0.3915	33.24	2680	22.7157%	Fecal		CFU/100 mL	200	283.2	86400	-	162,682.3
5439000	3/6/2009	84.5	84.5	0.3915	33.24	2680	22.7157%	Fecal		CFU/100 mL	200	283.2	86400	-	162,682.3
5439000	12/23/2011	84.5	84.5	0.3915	33.24	2680	22.7157%	Fecal		CFU/100 mL	200	283.2	86400	-	162,682.3
5439000	1/19/2016	84.5	84.5	0.3915	33.24	2680	22.7157%	Fecal		CFU/100 mL	200	283.2	86400	-	162,682.3
5439000	11/9/2009	84.4	84.4	0.3915	33.20	2684	22.7496%	Fecal		CFU/100 mL	200	283.2	86400	-	162,490.7
5439000	3/26/2010	84.4	84.4	0.3915	33.20	2684	22.7496%	Fecal		CFU/100 mL	200	283.2	86400	-	162,490.7
5439000	3/16/2020	84.4	84.4	0.3915	33.20	2684	22.7496%	Fecal		CFU/100 mL	200	283.2	86400	-	162,490.7
5439000	3/17/1994	84.3	84.3	0.3915	33.16	2687	22.7750%	Fecal		CFU/100 mL	200	283.2	86400	-	162,299.1
5439000	9/9/2007	84.3	84.3	0.3915	33.16	2687	22.7750%	Fecal		CFU/100 mL	200	283.2	86400	-	162,299.1
5439000	1/5/2020	84.3	84.3	0.3915	33.16	2687	22.7750%	Fecal		CFU/100 mL	200	283.2	86400	-	162,299.1
5439000	12/10/2018	84.2	84.2	0.3915	33.13	2690	22.8005%	Fecal		CFU/100 mL	200	283.2	86400	-	162,107.5
5439000	5/31/2020	84.2	84.2	0.3915	33.13	2690	22.8005%	Fecal		CFU/100 mL	200	283.2	86400	-	162,107.5
5439000	1/1/2007	84.1	84.1	0.3915	33.09	2692	22.8174%	Fecal		CFU/100 mL	200	283.2	86400	-	161,916.0
5439000	4/21/2008	84.1	84.1	0.3915	33.09	2692	22.8174%	Fecal		CFU/100 mL	200	283.2	86400	-	161,916.0
5439000	6/21/2013	84.1	84.1	0.3915	33.09	2692	22.8174%	Fecal		CFU/100 mL	200	283.2	86400	-	161,916.0
5439000	5/24/2015	84.1	84.1	0.3915	33.09	2692	22.8174%	Fecal		CFU/100 mL	200	283.2	86400	-	161,916.0
5439000	11/25/2015	84.1	84.1	0.3915	33.09	2692	22.8174%	Fecal		CFU/100 mL	200	283.2	86400	-	161,916.0
5439000	3/5/2019	84.1	84.1	0.3915	33.09	2692	22.8174%	Fecal		CFU/100 mL	200	283.2	86400	-	161,916.0
5439000	7/22/1990	84	84	0.3915	33.05	2698	22.8683%	Fecal		CFU/100 mL	200	283.2	86400	-	161,724.4
5439000	11/8/1990	84	84	0.3915	33.05	2698	22.8683%	Fecal		CFU/100 mL	200	283.2	86400	-	161,724.4
5439000	4/5/1991	84	84	0.3915	33.05	2698	22.8683%	Fecal		CFU/100 mL	200	283.2	86400	-	161,724.4
5439000	12/4/1991	84	84	0.3915	33.05	2698	22.8683%	Fecal		CFU/100 mL	200	283.2	86400	-	161,724.4
5439000	3/6/1992	84	84	0.3915	33.05	2698	22.8683%	Fecal		CFU/100 mL	200	283.2	86400	-	161,724.4
5439000	1/27/1993	84	84	0.3915	33.05	2698	22.8683%	Fecal		CFU/100 mL	200	283.2	86400	-	161,724.4
5439000	4/22/1995	84	84	0.3915	33.05	2698	22.8683%	Fecal		CFU/100 mL	200	283.2	86400	-	161,724.4
5439000	5/13/1997	84	84	0.3915	33.05	2698	22.8683%	Fecal		CFU/100 mL	200	283.2	86400	-	161,724.4
5439000	3/3/1998	84	84	0.3915	33.05	2698	22.8683%	Fecal		CFU/100 mL	200	283.2	86400	-	161,724.4
5439000	3/29/1998	84	84	0.3915	33.05	2698	22.8683%	Fecal		CFU/100 mL	200	283.2	86400	-	161,724.4
5439000	7/2/2000	84	84	0.3915	33.05	2698	22.8683%	Fecal		CFU/100 mL	200	283.2	86400	-	161,724.4
5439000	4/6/2001	84	84	0.3915	33.05	2698	22.8683%	Fecal		CFU/100 mL	200	283.2	86400	-	161,724.4
5439000	6/11/2001	84	84	0.3915	33.05	2698	22.8683%	Fecal		CFU/100 mL	200	283.2	86400	-	161,724.4
5439000	6/3/2002	84	84	0.3915	33.05	2698	22.8683%	Fecal		CFU/100 mL	200	283.2	86400	-	161,724.4
5439000	10/25/2019	83.9	83.9	0.3915	33.01	2712	22.9869%	Fecal		CFU/100 mL	200	283.2	86400	-	161,532.8
5439000	7/2/2015	83.7	83.7	0.3915	32.93	2713	22.9954%	Fecal		CFU/100 mL	200	283.2	86400	-	161,149.7
5439000	1/7/2016	83.7	83.7	0.3915	32.93	2713	22.9954%	Fecal		CFU/100 mL	200	283.2	86400	-	161,149.7
5439000	3/27/2011	83.6	83.6	0.3915	32.89	2715	23.0124%	Fecal		CFU/100 mL	200	283.2	86400	-	160,958.1
5439000	3/20/2013	83.6	83.6	0.3915	32.89	2715	23.0124%	Fecal		CFU/100 mL	200	283.2	86400	-	160,958.1
5439000	5/8/2020	83.6	83.6	0.3915	32.89	2715	23.0124%	Fecal		CFU/100 mL	200	283.2	86400	-	160,958.1
5439000	3/26/2008	83.5	83.5	0.3915	32.85	2718	23.0378%	Fecal		CFU/100 mL	200	283.2	86400	-	160,766.5
5439000	12/16/2008	83.5	83.5	0.3915	32.85	2718	23.0378%	Fecal		CFU/100 mL	200	283.2	86400	-	160,766.5
5439000	5/26/2018	83.5	83.5	0.3915	32.85	2718	23.0378%	Fecal		CFU/100 mL	200	283.2	86400	-	160,766.5
5439000	4/16/2014	83.4	83.4	0.3915	32.81	2721	23.0632%	Fecal		CFU/100 mL	200	283.2	86400	-	160,575.0
5439000	11/28/2016	83.4	83.4	0.3915	32.81	2721	23.0632%	Fecal		CFU/100 mL	200	283.2	86400	-	160,575.0
5439000	1/24/2018	83.4	83.4	0.3915	32.81	2721	23.0632%	Fecal		CFU/100 mL	200	283.2	86400	-	160,575.0
5439000	6/1/2002	83.2	83.2	0.3915	32.73	2724	23.0887%	Fecal		CFU/100 mL	200	283.2	86400	-	160,191.8
5439000	5/24/2011	83.2	83.2	0.3915	32.73	2724	23.0887%	Fecal		CFU/100 mL	200	283.2	86400	-	160,191.8
5439000	4/11/2016	83.2	83.2	0.3915	32.73	2724	23.0887%	Fecal		CFU/100 mL	200	283.2	86400	-	160,191.8
5439000	5/11/2021	83.2	83.2	0.3915	32.73	2724	23.0887%	Fecal		CFU/100 mL	200	283.2	86400	-	160,191.8
5439000	4/16/2009	83.1	83.1	0.3915	32.70	2728	23.1226%	Fecal		CFU/100 mL	200	283.2	86400	-	160,000.2
5439000	6/3/2015	83.1	83.1	0.3915	32.70	2728	23.1226%	Fecal		CFU/100 mL	200	283.2	86400	-	160,000.2
5439000	3/3/2021	83.1	83.1	0.3915	32.70	2728	23.1226%	Fecal		CFU/100 mL	200	283.2	86400	-	160,000.2
5439000	2/27/1990	83	83	0.3915	32.66	2731	23.1480%	Fecal		CFU/100 mL	200	283.2	86400	-	159,808.7
5439000	3/1/1990	83	83	0.3915	32.66	2731	23.1480%	Fecal		CFU/100 mL	200	283.2	86400	-	159,808.7
5439000	3/28/1990	83	83	0.3915	32.66	2731	23.1480%	Fecal		CFU/100 mL	200	283.2	86400	-	159,808.7
5439000	2/10/1991	83	83	0.3915	32.66	2731	23.1480%	Fecal		CFU/100 mL	200	283.2	86400	-	159,808.7
5439000	5/23/1991	83	83	0.3915	32.66	2731	23.1480%	Fecal		CFU/100 mL	200	283.2	86400	-	159,808.7
5439000	2/20/1992	83	83	0.3915	32.66	2731	23.1480%	Fecal		CFU/100 mL	200	283.2	86400	-	159,808.7
5439000	3/13/1992	83	83	0.3915	32.66	2731	23.1480%	Fecal		CFU/100 mL	200	283.2	86400	-	159,808.7
5439000	3/22/1993	83	83	0.3915	32.66	2731	23.1480%	Fecal		CFU/100 mL	200	283.2	86400	-	159,808.7
5439000	7/17/1996	83	83	0.3915	32.66	2731	23.1480%	Fecal		CFU/100 mL	200	283.2	86400	-	159,808.7
5439000	4/14/1997	83	83	0.3915	32.66	2731	23.1480%	Fecal		CFU/100 mL	200	283.2	86400	-	159,808.7
5439000	5/24/1998	83	83	0.3915	32.66	2731	23.1480%	Fecal		CFU/100 mL	200	283.2	86400	-	159,808.7
5439000	5/31/2000	83	83	0.3915	32.66	2731	23.1480%	Fecal		CFU/100 mL	200	283.2	86400	-	159,808.7
5439000	7/14/2000	83	83	0.3915	32.66	2731	23.1480%	Fecal		CFU/100 mL	200	283.2	86400	-	159,808.7
5439000	3/14/2001	83	83	0.3915	32.66	2731	23.1480%	Fecal		CFU/100 mL	200	283.2	86400	-	159,808.7
5439000	2/25/2002	83	83	0.3915	32.66	2731	23.1480%	Fecal		CFU/100 mL	200	283.2	86400	-	159,808.7
5439000	6/22/2004	83	83	0.3915	32.66	2731	23.1480%	Fecal		CFU/100 mL	200	283.2	86400	-	159,808.7
5439000	3/27/2008	83	83	0.3915	32.66	2731	23.1480%	Fecal		CFU/100 mL	200	283.2	86400	-	159,808.7
5439000	3/29/2019	83	83	0.3915	32.66	2731	23.1480%	Fecal		CFU/100 mL	200	283.2	86400	-	159,808.7
5439000	4/8/2007	82.9	82.9	0.3915	32.62	2749	23.3006%	Fecal		CFU/100 mL	200	283.2	86400	-	159,617.1
5439000	5/29/2008	82.9	82.9	0.3915	32.62	2749	23.3006%	Fecal		CFU/100 mL	200	283.2	86400	-	159,617.1
5439000	6/15/1994	82.8	82.8	0.3915	32.58	2751	23.3175%	Fecal		CFU/100 mL	200	283.2	86400	-	159,425.5
5439000	3/28/2008	82.8	82.8	0.3915	32.58	2751	23.3175%	Fecal		CFU/100 mL	200	283.2	86400	-	159,425.5
5439000	5/7/2011	82.8	82.8	0.3915	32.58	2751	23.3175%	Fecal		CFU/100 mL	200	283.2	86400	-	159,425.5
5439000	4/24/2017	82.8	82.8	0.3915	32.58	2751	23.3175%	Fecal		CFU/100 mL	200	283.2	86400	-	159,425.5
5439000	3/29/2021	82.8	82.8	0.3915	32.58	2751	23.3175%	Fecal		CFU/100 mL	200	283.2	86400	-	159,425.5
5439000	8/13/2007	82.7	82.7	0.3915	32.54	2756	23.3599%	Fecal		CFU/100 mL	200	283.2	86400	-	159,233.9
5439000	3/22/2021	82.6	82.6	0.3915	32.50	2757	23.3684%	Fecal		CFU/100 mL	200	283.2	86400	-	159,042.4
5439000	4/5/2004	82.5	82.5	0.3915	32.46	2758	23.3768%	Fecal		CFU/100 mL	200	283.2	86400	-	158,850.8
5439000	3/27/2020	82.5	82.5	0.3915	32.46	2758	23.3768%	Fecal		CFU/100 mL	200	283.2	86400	-	158,850.8
5439000	6/17/2008	82.3	82.3	0.3915	32.38	2760	23.3938%	Fecal		CFU/100 mL	200	283.2	86400	-	158,467.6
5439000	6/14/2014	82.3	82.3	0.3915	32.38	2760	23.3938%	Fecal		CFU/100 mL	200	283.2	86400	-	158,467.6
5439000	5/24/2003	82.2	82.2	0.3915	32.34	2762	23.4107%	Fecal		CFU/100 mL	200	283.2	86400	-	158,276.1
5439000	2/2/2012	82.2	82.2	0.3915	32.34	2762	23.4107%	Fecal		CFU/100 mL	200	283.2	86400	-	158,276.1
5439000	4/17/2002	82.1	82.1	0.3915	32.30	2764	23.4277%	Fecal		CFU/100 mL	200	283.2	86400	-	158,084.5
5439000	2/9/2005	82.1	82.1	0.3915	32.30	2764	23.4277%	Fecal		CFU/100 mL	200	283.2	86400	-	158,084.5
5439000	3/29/1990	82	82	0.3915	32.26	2766	23.4447%	Fecal		CFU/100 mL	200	283.2	86400	-	157,892.9
5439000	6/20/1990	82	82	0.3915	32.26	2766	23.4447%	Fecal		CFU/100 mL	200	283.2	86400	-	157,892.9
5439000	12/21/1990	82	82	0.3915	32.26	2766	23.4447%	Fecal		CFU/100 mL	200	283.2	86400	-	157,892.9
5439000	4/24/1991	82	82	0.3915	32.26	2766	23.4447%	Fecal		CFU/100 mL	200	283.2	86400	-	157,892.9
5439000	4/23/1992	82	82	0.3915	32.26	2766	23.4447%	Fecal		CFU/100 mL	200	283.2	86400	-	157,892.9
5439000	5/22/1995	82	82	0.3915	32.26	2766	23.4447%	Fecal		CFU/100 mL	200	283.2	86400	-	157,892.9
5439000	11/16/1995	82	82	0.3915	32.26	2766	23.4447%	Fecal		CFU/100 mL	200	283.2	86400	-	157,892.9

Gage ID	Date	Discharge (CFS)	Gage Discharge (less Surrogate NPDES) (CFS)	Watershed Area Ratio	Calculated flow (CFS)	Rank	Flow Exceedance %	Parameter	Results	Units (mg or micro_gram	Limit/Standard	100mL/CF	sec/day	Actual Load (million colonies/day)	Allowable Load (million colonies/day)
5439000	3/16/1997	82	82	0.3915	32.26	2766	23.4447%	Fecal		CFU/100 mL	200	283.2	86400	-	157,892.9
5439000	5/7/1997	82	82	0.3915	32.26	2766	23.4447%	Fecal		CFU/100 mL	200	283.2	86400	-	157,892.9
5439000	3/30/1998	82	82	0.3915	32.26	2766	23.4447%	Fecal		CFU/100 mL	200	283.2	86400	-	157,892.9
5439000	3/22/1999	82	82	0.3915	32.26	2766	23.4447%	Fecal		CFU/100 mL	200	283.2	86400	-	157,892.9
5439000	5/14/2000	82	82	0.3915	32.26	2766	23.4447%	Fecal		CFU/100 mL	200	283.2	86400	-	157,892.9
5439000	3/6/2001	82	82	0.3915	32.26	2766	23.4447%	Fecal		CFU/100 mL	200	283.2	86400	-	157,892.9
5439000	4/7/2001	82	82	0.3915	32.26	2766	23.4447%	Fecal		CFU/100 mL	200	283.2	86400	-	157,892.9
5439000	3/5/2010	82	82	0.3915	32.26	2766	23.4447%	Fecal		CFU/100 mL	200	283.2	86400	-	157,892.9
5439000	4/10/2011	82	82	0.3915	32.26	2766	23.4447%	Fecal		CFU/100 mL	200	283.2	86400	-	157,892.9
5439000	3/24/2004	81.8	81.8	0.3915	32.19	2782	23.5803%	Fecal		CFU/100 mL	200	283.2	86400	-	157,509.8
5439000	4/17/2006	81.7	81.7	0.3915	32.15	2783	23.5887%	Fecal		CFU/100 mL	200	283.2	86400	-	157,318.2
5439000	2/5/2012	81.7	81.7	0.3915	32.15	2783	23.5887%	Fecal		CFU/100 mL	200	283.2	86400	-	157,318.2
5439000	12/10/2015	81.7	81.7	0.3915	32.15	2783	23.5887%	Fecal		CFU/100 mL	200	283.2	86400	-	157,318.2
5439000	3/9/2018	81.6	81.6	0.3915	32.11	2786	23.6142%	Fecal		CFU/100 mL	200	283.2	86400	-	157,126.6
5439000	1/26/2019	81.6	81.6	0.3915	32.11	2786	23.6142%	Fecal		CFU/100 mL	200	283.2	86400	-	157,126.6
5439000	4/30/2002	81.5	81.5	0.3915	32.07	2788	23.6311%	Fecal		CFU/100 mL	200	283.2	86400	-	156,935.1
5439000	5/9/2002	81.4	81.4	0.3915	32.03	2789	23.6396%	Fecal		CFU/100 mL	200	283.2	86400	-	156,743.5
5439000	6/23/2011	81.4	81.4	0.3915	32.03	2789	23.6396%	Fecal		CFU/100 mL	200	283.2	86400	-	156,743.5
5439000	1/24/2012	81.4	81.4	0.3915	32.03	2789	23.6396%	Fecal		CFU/100 mL	200	283.2	86400	-	156,743.5
5439000	12/31/2006	81.3	81.3	0.3915	31.99	2792	23.6650%	Fecal		CFU/100 mL	200	283.2	86400	-	156,551.9
5439000	10/2/2008	81.3	81.3	0.3915	31.99	2792	23.6650%	Fecal		CFU/100 mL	200	283.2	86400	-	156,551.9
5439000	6/17/2013	81.3	81.3	0.3915	31.99	2792	23.6650%	Fecal		CFU/100 mL	200	283.2	86400	-	156,551.9
5439000	6/20/2004	81.2	81.2	0.3915	31.95	2795	23.6905%	Fecal		CFU/100 mL	200	283.2	86400	-	156,360.3
5439000	3/25/2014	81.2	81.2	0.3915	31.95	2795	23.6905%	Fecal		CFU/100 mL	200	283.2	86400	-	156,360.3
5439000	3/14/2016	81.2	81.2	0.3915	31.95	2795	23.6905%	Fecal		CFU/100 mL	200	283.2	86400	-	156,360.3
5439000	1/4/2010	81.1	81.1	0.3915	31.91	2798	23.7159%	Fecal		CFU/100 mL	200	283.2	86400	-	156,168.8
5439000	4/16/2013	81.1	81.1	0.3915	31.91	2798	23.7159%	Fecal		CFU/100 mL	200	283.2	86400	-	156,168.8
5439000	11/21/2017	81.1	81.1	0.3915	31.91	2798	23.7159%	Fecal		CFU/100 mL	200	283.2	86400	-	156,168.8
5439000	7/20/2019	81.1	81.1	0.3915	31.91	2798	23.7159%	Fecal		CFU/100 mL	200	283.2	86400	-	156,168.8
5439000	3/7/1990	81	81	0.3915	31.87	2802	23.7498%	Fecal		CFU/100 mL	200	283.2	86400	-	155,977.2
5439000	4/16/1990	81	81	0.3915	31.87	2802	23.7498%	Fecal		CFU/100 mL	200	283.2	86400	-	155,977.2
5439000	5/29/1990	81	81	0.3915	31.87	2802	23.7498%	Fecal		CFU/100 mL	200	283.2	86400	-	155,977.2
5439000	12/8/1990	81	81	0.3915	31.87	2802	23.7498%	Fecal		CFU/100 mL	200	283.2	86400	-	155,977.2
5439000	6/14/1991	81	81	0.3915	31.87	2802	23.7498%	Fecal		CFU/100 mL	200	283.2	86400	-	155,977.2
5439000	3/26/1992	81	81	0.3915	31.87	2802	23.7498%	Fecal		CFU/100 mL	200	283.2	86400	-	155,977.2
5439000	5/14/1993	81	81	0.3915	31.87	2802	23.7498%	Fecal		CFU/100 mL	200	283.2	86400	-	155,977.2
5439000	7/31/1993	81	81	0.3915	31.87	2802	23.7498%	Fecal		CFU/100 mL	200	283.2	86400	-	155,977.2
5439000	6/11/1995	81	81	0.3915	31.87	2802	23.7498%	Fecal		CFU/100 mL	200	283.2	86400	-	155,977.2
5439000	2/20/1998	81	81	0.3915	31.87	2802	23.7498%	Fecal		CFU/100 mL	200	283.2	86400	-	155,977.2
5439000	11/14/1998	81	81	0.3915	31.87	2802	23.7498%	Fecal		CFU/100 mL	200	283.2	86400	-	155,977.2
5439000	5/25/1999	81	81	0.3915	31.87	2802	23.7498%	Fecal		CFU/100 mL	200	283.2	86400	-	155,977.2
5439000	8/7/2000	81	81	0.3915	31.87	2802	23.7498%	Fecal		CFU/100 mL	200	283.2	86400	-	155,977.2
5439000	4/11/2009	80.9	80.9	0.3915	31.83	2815	23.8600%	Fecal		CFU/100 mL	200	283.2	86400	-	155,785.6
5439000	3/20/2016	80.9	80.9	0.3915	31.83	2815	23.8600%	Fecal		CFU/100 mL	200	283.2	86400	-	155,785.6
5439000	6/5/2016	80.9	80.9	0.3915	31.83	2815	23.8600%	Fecal		CFU/100 mL	200	283.2	86400	-	155,785.6
5439000	2/28/2019	80.8	80.8	0.3915	31.79	2818	23.8854%	Fecal		CFU/100 mL	200	283.2	86400	-	155,594.0
5439000	6/14/2010	80.7	80.7	0.3915	31.76	2819	23.8939%	Fecal		CFU/100 mL	200	283.2	86400	-	155,402.5
5439000	10/20/2019	80.7	80.7	0.3915	31.76	2819	23.8939%	Fecal		CFU/100 mL	200	283.2	86400	-	155,402.5
5439000	6/18/2002	80.6	80.6	0.3915	31.72	2821	23.9108%	Fecal		CFU/100 mL	200	283.2	86400	-	155,210.9
5439000	1/6/2019	80.6	80.6	0.3915	31.72	2821	23.9108%	Fecal		CFU/100 mL	200	283.2	86400	-	155,210.9
5439000	6/21/2019	80.6	80.6	0.3915	31.72	2821	23.9108%	Fecal		CFU/100 mL	200	283.2	86400	-	155,210.9
5439000	4/25/2017	80.5	80.5	0.3915	31.68	2824	23.9363%	Fecal		CFU/100 mL	200	283.2	86400	-	155,019.3
5439000	6/2/2002	80.2	80.2	0.3915	31.56	2825	23.9447%	Fecal		CFU/100 mL	200	283.2	86400	-	154,444.6
5439000	6/6/2007	80.2	80.2	0.3915	31.56	2825	23.9447%	Fecal		CFU/100 mL	200	283.2	86400	-	154,444.6
5439000	12/29/2016	80.2	80.2	0.3915	31.56	2825	23.9447%	Fecal		CFU/100 mL	200	283.2	86400	-	154,444.6
5439000	4/26/2017	80.2	80.2	0.3915	31.56	2825	23.9447%	Fecal		CFU/100 mL	200	283.2	86400	-	154,444.6
5439000	2/22/2022	215	215	0.1459	31.54	2829	23.9786%	Fecal		CFU/100 mL	200	283.2	86400	-	154,346.4
5439000	3/18/2011	80.1	80.1	0.3915	31.52	2830	23.9871%	Fecal		CFU/100 mL	200	283.2	86400	-	154,253.0
5439000	1/12/2019	80.1	80.1	0.3915	31.52	2830	23.9871%	Fecal		CFU/100 mL	200	283.2	86400	-	154,253.0
5439000	7/5/2021	80.1	80.1	0.3915	31.52	2830	23.9871%	Fecal		CFU/100 mL	200	283.2	86400	-	154,253.0
5439000	2/12/1990	80	80	0.3915	31.48	2833	24.0125%	Fecal		CFU/100 mL	200	283.2	86400	-	154,061.5
5439000	6/19/1990	80	80	0.3915	31.48	2833	24.0125%	Fecal		CFU/100 mL	200	283.2	86400	-	154,061.5
5439000	12/30/1990	80	80	0.3915	31.48	2833	24.0125%	Fecal		CFU/100 mL	200	283.2	86400	-	154,061.5
5439000	12/7/1992	80	80	0.3915	31.48	2833	24.0125%	Fecal		CFU/100 mL	200	283.2	86400	-	154,061.5
5439000	12/26/1992	80	80	0.3915	31.48	2833	24.0125%	Fecal		CFU/100 mL	200	283.2	86400	-	154,061.5
5439000	1/12/1993	80	80	0.3915	31.48	2833	24.0125%	Fecal		CFU/100 mL	200	283.2	86400	-	154,061.5
5439000	3/15/1993	80	80	0.3915	31.48	2833	24.0125%	Fecal		CFU/100 mL	200	283.2	86400	-	154,061.5
5439000	8/23/1993	80	80	0.3915	31.48	2833	24.0125%	Fecal		CFU/100 mL	200	283.2	86400	-	154,061.5
5439000	11/30/1994	80	80	0.3915	31.48	2833	24.0125%	Fecal		CFU/100 mL	200	283.2	86400	-	154,061.5
5439000	1/23/1995	80	80	0.3915	31.48	2833	24.0125%	Fecal		CFU/100 mL	200	283.2	86400	-	154,061.5
5439000	2/18/1999	80	80	0.3915	31.48	2833	24.0125%	Fecal		CFU/100 mL	200	283.2	86400	-	154,061.5
5439000	2/3/2001	80	80	0.3915	31.48	2833	24.0125%	Fecal		CFU/100 mL	200	283.2	86400	-	154,061.5
5439000	3/2/2004	80	80	0.3915	31.48	2833	24.0125%	Fecal		CFU/100 mL	200	283.2	86400	-	154,061.5
5439000	12/27/2007	80	80	0.3915	31.48	2833	24.0125%	Fecal		CFU/100 mL	200	283.2	86400	-	154,061.5
5439000	2/19/2013	80	80	0.3915	31.48	2833	24.0125%	Fecal		CFU/100 mL	200	283.2	86400	-	154,061.5
5439000	4/14/2010	79.9	79.9	0.3915	31.44	2848	24.1397%	Fecal		CFU/100 mL	200	283.2	86400	-	153,869.9
5439000	4/5/2016	79.9	79.9	0.3915	31.44	2848	24.1397%	Fecal		CFU/100 mL	200	283.2	86400	-	153,869.9
5439000	6/1/2020	79.9	79.9	0.3915	31.44	2848	24.1397%	Fecal		CFU/100 mL	200	283.2	86400	-	153,869.9
5439000	7/16/2008	79.8	79.8	0.3915	31.40	2851	24.1651%	Fecal		CFU/100 mL	200	283.2	86400	-	153,678.3
5439000	1/31/2010	79.8	79.8	0.3915	31.40	2851	24.1651%	Fecal		CFU/100 mL	200	283.2	86400	-	153,678.3
5439000	3/24/2022	214	214	0.1459	31.39	2853	24.1821%	Fecal		CFU/100 mL	200	283.2	86400	-	153,632.2
5439000	11/26/2019	79.7	79.7	0.3915	31.36	2854	24.1905%	Fecal		CFU/100 mL	200	283.2	86400	-	153,486.7
5439000	2/27/2011	79.6	79.6	0.3915	31.33	2855	24.1990%	Fecal		CFU/100 mL	200	283.2	86400	-	153,295.2
5439000	3/11/2012	79.6	79.6	0.3915	31.33	2855	24.1990%	Fecal		CFU/100 mL	200	283.2	86400	-	153,295.2
5439000	4/27/2019	79.6	79.6	0.3915	31.33	2855	24.1990%	Fecal		CFU/100 mL	200	283.2	86400	-	153,295.2
5439000	6/1/2003	79.5	79.5	0.3915	31.29	2858	24.2244%	Fecal		CFU/100 mL	200	283.2	86400	-	153,103.6
5439000	12/20/2006	79.4	79.4	0.3915	31.25	2859	24.2329%	Fecal		CFU/100 mL	200	283.2	86400	-	152,912.0
5439000	10/30/2008	79.4	79.4	0.3915	31.25	2859	24.2329%	Fecal		CFU/100 mL	200	283.2	86400	-	152,912.0
5439000	3/5/2017	79.4	79.4	0.3915	31.25	2859	24.2329%	Fecal		CFU/100 mL	200	283.2	86400	-	152,912.0
5439000	7/4/2019	79.4	79.4	0.3915	31.25	2859	24.2329%	Fecal		CFU/100 mL	200	283.2	86400	-	152,912.0
5439000	2/21/2005	79.3	79.3	0.3915	31.21	2863	24.2668%	Fecal		CFU/100 mL	200	283.2	86400	-	152,720.4
5439000	4/17/2009	79.3	79.3	0.3915	31.21	2863	24.2668%	Fecal		CFU/100 mL	200	283.2	86400	-	152,720.4
5439000	12/19/1993	79.2	79.2	0.3915	31.17	2865	24.2838%	Fecal		CFU/100 mL	200	283.2	86400	-	152,528.9
5439000	2/2/2019	79.2	79.2	0.3915	31.17	2865	24.2838%	Fecal		CFU/100 mL	200	283.2	86400	-	152,528.9
5439000	4/9/2020	79.2	79.2	0.3915	31.17	2865	24.2838%	Fecal		CFU/100 mL	200	283.2	86400	-	152,528.9
5439000	6/2/2013	79.1	79.1	0.3915	31.13	2868	24.3092%	Fecal		CFU/100 mL	200	283.2	86400	-	152,337.3
5439000	5/6/2018	79.1	79.1	0.3915	31.13	2868	24.3092%	Fecal		CFU/100 mL	200	283.2	86400	-	152,337.3
5439000	12/5/2019	79.1	79.1	0.3915	31.13	2868	24.3092%	Fecal		CFU/100 mL	200	283.2	86400	-	152,337.3
5439000	6/8/1991	79	79	0.3915	31.09	2871	24.3346%	Fecal		CFU/100 mL	200	283.2	86400	-	152,145.7
5439000	9/3/1993	79	79	0.3915	31.09	2871	24.3346%	Fecal		CFU/100 mL	200	283.2	86400	-	152,145.7
5439000	1/1/1995	79	79	0.3915	31.09	2871	24.3346%	Fecal		CFU/100 mL	200	283.2	86400	-	152,145.7
5439000	3/17/1995	79	79	0.3915	31.09	2871	24.3346%	Fecal		CFU/100 mL	200	283.2	86400	-	152,145.7
5439000	12/12/1996	79	79	0.3915	31.09	2871	24.3346%	Fecal		CFU/100 mL	200	283.2	86400	-	152,145.7
5439000	1/12/1998	79	79	0.3915	31.09	2871	24.3346%	Fecal		CFU/100 mL	200	283.2	86400	-	152,145.7
5439000	10/22/1998	79	79	0.3915	31.09	2871	24.3346%	Fecal		CFU/100 mL	200	283.2	86400	-	152,145.7
5439000	7/7/2000	79	79	0.3915	31.09	2871	24.3346%	Fecal		CFU/100 mL	200	283.2	86400	-	152,145.7
5439000	4/18/2001	79	79	0.3915	31.09	2871	24.3346%	Fecal		CFU/100 mL	200	283.2	86400	-	152,145.7
5439000	7/14/2007	79	79	0.3915	31.09	2871	24.3346%	Fecal		CFU/100 mL	200	283.2	86400	-	152,145.7
5439000	5/8/2013	79	79	0.3915	31.09	2871	24.3346%	Fecal		CFU/100 mL	200	283.2	86400	-	152,145.7
5439000	3/17/2020	79	79	0.3915	31.09	2871	24.3346%	Fecal		CFU/100 mL	200	283.2	86400	-	152,145.7
5439000	4/6/2014	78.9	78.9	0.3915	31.05	2883	24.4363%	Fecal		CFU/100 mL	200	283.2	86400	-	151,954.2
5439000	5/30/2018	78.9	78.9	0.3915	31.05	2883	24.4363%	Fecal		CFU/100 mL	200	283.2	86400	-	151,954.2
5439000	3/4/2009	78.8	78.8	0.3915	31.01	2885	24.4533%	Fecal		CFU/100 mL	200	283.2	86400	-	151,762.6
5439000	5/21/2014	78.8	78.8	0.3915	31.01	2885	24.4533%	Fecal		CFU/100 mL	200	283.2	86400	-	151,762.6
5439000	9/10/2014	78.8	78.8	0.3915	31.01	2885	24.4533%	Fecal		CFU/100 mL	200	283.2	86400	-	151,762.6
5439000	2/6/2005	78.7	78.7	0.3915	30.97	2888	24.4787%	Fecal		CFU/100 mL	200	283.2	86400	-	151,571.0
5439000	1/20/2016	78.7	78.7	0.3915	30.97	2888	24.4787%	Fecal		CFU/100 mL	200	283.2	86400	-	151,571.0
5439000	2/13/2019	78.7	78.7	0.3915	30.97	2888	24.4787%	Fecal		CFU/100 mL	200	283.2	86400	-	151,571.0
5439000	7/22/2008	78.6	78.6	0.3915	30.93	2891	24.5042%	Fecal		CFU/100 mL	200	283.2	86400	-	151,379.4
5439000	12/7/2011	78.6	78.6	0.3915	30.93	2891	24.5042%	Fecal		CFU/100 mL	200	283.2	86400	-	151,379.4
5439000	7/10/2015	78.6	78.6	0.3915	30.93	2891	24.5042%	Fecal		CFU/100 mL	200	283.2	86400	-	151,379.4
5439000	1/21/2016	78.5	78.5	0.3915	30.89	2894	24.5296%	Fecal		CFU/100 mL	200	283.2	86400	-	151,187.9
5439000	4/21/2002	78.4	78.4	0.3915	30.86	2895	24.5381%	Fecal		CFU/100 mL	200	283.2	86400	-	150,996.3
5439000	3/5/2009	78.4	78.4	0.3915	30.86	2895	24.5381%	Fecal		CFU/100 mL	200	283.2	86400	-	150,996.3
5439000	11/27/2011	78.4	78.4	0.3915	30.86	2895	24.5381%	Fecal		CFU/100 mL	200	283.2	86400	-	150,996.3
5439000	3/14/2012	78.4	78.4	0.3915	30.86	2895	24.5381%	Fecal		CFU/100 mL	200	283.2	86400	-	150,996.3

Gage ID	Date	Discharge (CFS)	Gage Discharge (less Surrogate NPDES) (CFS)	Watershed Area Ratio	Calculated flow (CFS)	Rank	Flow Exceedance %	Parameter	Results	Units (mg or micro_gram	Limit/Standard	100mL/CF	sec/day	Actual Load (million colonies/day)	Allowable Load (million colonies/day)
5439000	7/10/2014	78.4	78.4	0.3915	30.86	2895	24.5381%	Fecal		CFU/100 mL	200	283.2	86400	-	150,996.3
5439000	5/7/2002	78.3	78.3	0.3915	30.82	2900	24.5804%	Fecal		CFU/100 mL	200	283.2	86400	-	150,804.7
5439000	4/18/2007	78.3	78.3	0.3915	30.82	2900	24.5804%	Fecal		CFU/100 mL	200	283.2	86400	-	150,804.7
5439000	12/24/2011	78.3	78.3	0.3915	30.82	2900	24.5804%	Fecal		CFU/100 mL	200	283.2	86400	-	150,804.7
5439000	7/3/2019	78.3	78.3	0.3915	30.82	2900	24.5804%	Fecal		CFU/100 mL	200	283.2	86400	-	150,804.7
5439000	6/1/2017	78.2	78.2	0.3915	30.78	2904	24.6143%	Fecal		CFU/100 mL	200	283.2	86400	-	150,613.1
5439000	3/27/2010	78.1	78.1	0.3915	30.74	2905	24.6228%	Fecal		CFU/100 mL	200	283.2	86400	-	150,421.6
5439000	3/31/2019	78.1	78.1	0.3915	30.74	2905	24.6228%	Fecal		CFU/100 mL	200	283.2	86400	-	150,421.6
5439000	9/3/2019	78.1	78.1	0.3915	30.74	2905	24.6228%	Fecal		CFU/100 mL	200	283.2	86400	-	150,421.6
5439000	2/5/1990	78	78	0.3915	30.70	2908	24.6482%	Fecal		CFU/100 mL	200	283.2	86400	-	150,230.0
5439000	5/8/1991	78	78	0.3915	30.70	2908	24.6482%	Fecal		CFU/100 mL	200	283.2	86400	-	150,230.0
5439000	4/24/1992	78	78	0.3915	30.70	2908	24.6482%	Fecal		CFU/100 mL	200	283.2	86400	-	150,230.0
5439000	1/11/1993	78	78	0.3915	30.70	2908	24.6482%	Fecal		CFU/100 mL	200	283.2	86400	-	150,230.0
5439000	5/4/1995	78	78	0.3915	30.70	2908	24.6482%	Fecal		CFU/100 mL	200	283.2	86400	-	150,230.0
5439000	12/13/1996	78	78	0.3915	30.70	2908	24.6482%	Fecal		CFU/100 mL	200	283.2	86400	-	150,230.0
5439000	1/6/1997	78	78	0.3915	30.70	2908	24.6482%	Fecal		CFU/100 mL	200	283.2	86400	-	150,230.0
5439000	4/15/1997	78	78	0.3915	30.70	2908	24.6482%	Fecal		CFU/100 mL	200	283.2	86400	-	150,230.0
5439000	4/27/2000	78	78	0.3915	30.70	2908	24.6482%	Fecal		CFU/100 mL	200	283.2	86400	-	150,230.0
5439000	6/7/2000	78	78	0.3915	30.70	2908	24.6482%	Fecal		CFU/100 mL	200	283.2	86400	-	150,230.0
5439000	7/1/2000	78	78	0.3915	30.70	2908	24.6482%	Fecal		CFU/100 mL	200	283.2	86400	-	150,230.0
5439000	3/12/2001	78	78	0.3915	30.70	2908	24.6482%	Fecal		CFU/100 mL	200	283.2	86400	-	150,230.0
5439000	3/28/2001	78	78	0.3915	30.70	2908	24.6482%	Fecal		CFU/100 mL	200	283.2	86400	-	150,230.0
5439000	4/21/2001	78	78	0.3915	30.70	2908	24.6482%	Fecal		CFU/100 mL	200	283.2	86400	-	150,230.0
5439000	7/19/2008	78	78	0.3915	30.70	2908	24.6482%	Fecal		CFU/100 mL	200	283.2	86400	-	150,230.0
5439000	6/18/2018	78	78	0.3915	30.70	2908	24.6482%	Fecal		CFU/100 mL	200	283.2	86400	-	150,230.0
5439000	11/12/2019	78	78	0.3915	30.70	2908	24.6482%	Fecal		CFU/100 mL	200	283.2	86400	-	150,230.0
5439000	3/16/2002	77.9	77.9	0.3915	30.66	2925	24.7923%	Fecal		CFU/100 mL	200	283.2	86400	-	150,038.4
5439000	7/7/2013	77.9	77.9	0.3915	30.66	2925	24.7923%	Fecal		CFU/100 mL	200	283.2	86400	-	150,038.4
5439000	6/14/2019	77.9	77.9	0.3915	30.66	2925	24.7923%	Fecal		CFU/100 mL	200	283.2	86400	-	150,038.4
5439000	4/22/2004	77.8	77.8	0.3915	30.62	2928	24.8178%	Fecal		CFU/100 mL	200	283.2	86400	-	149,846.8
5439000	8/16/2007	77.8	77.8	0.3915	30.62	2928	24.8178%	Fecal		CFU/100 mL	200	283.2	86400	-	149,846.8
5439000	1/3/2012	77.8	77.8	0.3915	30.62	2928	24.8178%	Fecal		CFU/100 mL	200	283.2	86400	-	149,846.8
5439000	5/13/2012	77.8	77.8	0.3915	30.62	2928	24.8178%	Fecal		CFU/100 mL	200	283.2	86400	-	149,846.8
5439000	5/10/2013	77.8	77.8	0.3915	30.62	2928	24.8178%	Fecal		CFU/100 mL	200	283.2	86400	-	149,846.8
5439000	2/26/2020	77.8	77.8	0.3915	30.62	2928	24.8178%	Fecal		CFU/100 mL	200	283.2	86400	-	149,846.8
5439000	7/31/2017	77.7	77.7	0.3915	30.58	2934	24.8686%	Fecal		CFU/100 mL	200	283.2	86400	-	149,655.3
5439000	6/23/2019	77.7	77.7	0.3915	30.58	2934	24.8686%	Fecal		CFU/100 mL	200	283.2	86400	-	149,655.3
5439000	2/13/2005	77.6	77.6	0.3915	30.54	2936	24.8856%	Fecal		CFU/100 mL	200	283.2	86400	-	149,463.7
5439000	3/29/2008	77.6	77.6	0.3915	30.54	2936	24.8856%	Fecal		CFU/100 mL	200	283.2	86400	-	149,463.7
5439000	4/22/2008	77.6	77.6	0.3915	30.54	2936	24.8856%	Fecal		CFU/100 mL	200	283.2	86400	-	149,463.7
5439000	4/16/2012	77.6	77.6	0.3915	30.54	2936	24.8856%	Fecal		CFU/100 mL	200	283.2	86400	-	149,463.7
5439000	5/10/2020	77.6	77.6	0.3915	30.54	2936	24.8856%	Fecal		CFU/100 mL	200	283.2	86400	-	149,463.7
5439000	4/18/2002	77.4	77.4	0.3915	30.46	2941	24.9280%	Fecal		CFU/100 mL	200	283.2	86400	-	149,080.6
5439000	4/25/2010	77.4	77.4	0.3915	30.46	2941	24.9280%	Fecal		CFU/100 mL	200	283.2	86400	-	149,080.6
5439000	1/17/2016	77.4	77.4	0.3915	30.46	2941	24.9280%	Fecal		CFU/100 mL	200	283.2	86400	-	149,080.6
5439000	2/16/2019	77.4	77.4	0.3915	30.46	2941	24.9280%	Fecal		CFU/100 mL	200	283.2	86400	-	149,080.6
5439000	1/5/2007	77.3	77.3	0.3915	30.42	2945	24.9619%	Fecal		CFU/100 mL	200	283.2	86400	-	148,889.0
5439000	3/30/2008	77.3	77.3	0.3915	30.42	2945	24.9619%	Fecal		CFU/100 mL	200	283.2	86400	-	148,889.0
5439000	2/27/2012	77.3	77.3	0.3915	30.42	2945	24.9619%	Fecal		CFU/100 mL	200	283.2	86400	-	148,889.0
5439000	6/4/2015	77.3	77.3	0.3915	30.42	2945	24.9619%	Fecal		CFU/100 mL	200	283.2	86400	-	148,889.0
5439000	7/17/2007	77.2	77.2	0.3915	30.39	2949	24.9958%	Fecal		CFU/100 mL	200	283.2	86400	-	148,697.4
5439000	3/18/2020	77.2	77.2	0.3915	30.39	2949	24.9958%	Fecal		CFU/100 mL	200	283.2	86400	-	148,697.4
5439000	6/2/2020	77.2	77.2	0.3915	30.39	2949	24.9958%	Fecal		CFU/100 mL	200	283.2	86400	-	148,697.4
5439000	2/13/1990	77	77	0.3915	30.31	2952	25.0212%	Fecal		CFU/100 mL	200	283.2	86400	-	148,314.3
5439000	12/9/1990	77	77	0.3915	30.31	2952	25.0212%	Fecal		CFU/100 mL	200	283.2	86400	-	148,314.3
5439000	4/6/1991	77	77	0.3915	30.31	2952	25.0212%	Fecal		CFU/100 mL	200	283.2	86400	-	148,314.3
5439000	2/24/1992	77	77	0.3915	30.31	2952	25.0212%	Fecal		CFU/100 mL	200	283.2	86400	-	148,314.3
5439000	3/14/1992	77	77	0.3915	30.31	2952	25.0212%	Fecal		CFU/100 mL	200	283.2	86400	-	148,314.3
5439000	1/14/1993	77	77	0.3915	30.31	2952	25.0212%	Fecal		CFU/100 mL	200	283.2	86400	-	148,314.3
5439000	7/7/1993	77	77	0.3915	30.31	2952	25.0212%	Fecal		CFU/100 mL	200	283.2	86400	-	148,314.3
5439000	6/12/2001	77	77	0.3915	30.31	2952	25.0212%	Fecal		CFU/100 mL	200	283.2	86400	-	148,314.3
5439000	6/27/2009	77	77	0.3915	30.31	2952	25.0212%	Fecal		CFU/100 mL	200	283.2	86400	-	148,314.3
5439000	3/2/2019	77	77	0.3915	30.31	2952	25.0212%	Fecal		CFU/100 mL	200	283.2	86400	-	148,314.3
5439000	4/6/2004	76.9	76.9	0.3915	30.27	2962	25.1060%	Fecal		CFU/100 mL	200	283.2	86400	-	148,122.7
5439000	5/1/2015	76.9	76.9	0.3915	30.27	2962	25.1060%	Fecal		CFU/100 mL	200	283.2	86400	-	148,122.7
5439000	1/17/2020	76.9	76.9	0.3915	30.27	2962	25.1060%	Fecal		CFU/100 mL	200	283.2	86400	-	148,122.7
5439000	5/9/2020	76.9	76.9	0.3915	30.27	2962	25.1060%	Fecal		CFU/100 mL	200	283.2	86400	-	148,122.7
5439000	7/2/1994	76.8	76.8	0.3915	30.23	2966	25.1399%	Fecal		CFU/100 mL	200	283.2	86400	-	147,931.1
5439000	1/5/2010	76.8	76.8	0.3915	30.23	2966	25.1399%	Fecal		CFU/100 mL	200	283.2	86400	-	147,931.1
5439000	9/28/2008	76.6	76.6	0.3915	30.15	2968	25.1568%	Fecal		CFU/100 mL	200	283.2	86400	-	147,548.0
5439000	4/18/2009	76.6	76.6	0.3915	30.15	2968	25.1568%	Fecal		CFU/100 mL	200	283.2	86400	-	147,548.0
5439000	7/4/2018	76.6	76.6	0.3915	30.15	2968	25.1568%	Fecal		CFU/100 mL	200	283.2	86400	-	147,548.0
5439000	3/8/2005	76.5	76.5	0.3915	30.11	2971	25.1822%	Fecal		CFU/100 mL	200	283.2	86400	-	147,356.4
5439000	5/26/2006	76.5	76.5	0.3915	30.11	2971	25.1822%	Fecal		CFU/100 mL	200	283.2	86400	-	147,356.4
5439000	7/20/2015	76.5	76.5	0.3915	30.11	2971	25.1822%	Fecal		CFU/100 mL	200	283.2	86400	-	147,356.4
5439000	12/26/2016	76.5	76.5	0.3915	30.11	2971	25.1822%	Fecal		CFU/100 mL	200	283.2	86400	-	147,356.4
5439000	10/29/2017	76.5	76.5	0.3915	30.11	2971	25.1822%	Fecal		CFU/100 mL	200	283.2	86400	-	147,356.4
5439000	4/19/2019	76.5	76.5	0.3915	30.11	2971	25.1822%	Fecal		CFU/100 mL	200	283.2	86400	-	147,356.4
5439000	11/13/2019	76.5	76.5	0.3915	30.11	2971	25.1822%	Fecal		CFU/100 mL	200	283.2	86400	-	147,356.4
5439000	1/20/2007	76.4	76.4	0.3915	30.07	2978	25.2416%	Fecal		CFU/100 mL	200	283.2	86400	-	147,164.8
5439000	4/12/2009	76.4	76.4	0.3915	30.07	2978	25.2416%	Fecal		CFU/100 mL	200	283.2	86400	-	147,164.8
5439000	1/6/2020	76.4	76.4	0.3915	30.07	2978	25.2416%	Fecal		CFU/100 mL	200	283.2	86400	-	147,164.8
5439000	5/9/2013	76.3	76.3	0.3915	30.03	2981	25.2670%	Fecal		CFU/100 mL	200	283.2	86400	-	146,973.2
5439000	4/19/2002	76.2	76.2	0.3915	29.99	2982	25.2755%	Fecal		CFU/100 mL	200	283.2	86400	-	146,781.7
5439000	9/27/2011	76.2	76.2	0.3915	29.99	2982	25.2755%	Fecal		CFU/100 mL	200	283.2	86400	-	146,781.7
5439000	2/4/2012	76.2	76.2	0.3915	29.99	2982	25.2755%	Fecal		CFU/100 mL	200	283.2	86400	-	146,781.7
5439000	10/22/1993	76.1	76.1	0.3915	29.95	2985	25.3009%	Fecal		CFU/100 mL	200	283.2	86400	-	146,590.1
5439000	9/10/2007	76.1	76.1	0.3915	29.95	2985	25.3009%	Fecal		CFU/100 mL	200	283.2	86400	-	146,590.1
5439000	5/23/2010	76.1	76.1	0.3915	29.95	2985	25.3009%	Fecal		CFU/100 mL	200	283.2	86400	-	146,590.1
5439000	1/21/2020	76.1	76.1	0.3915	29.95	2985	25.3009%	Fecal		CFU/100 mL	200	283.2	86400	-	146,590.1
5439000	2/24/2022	204	204	0.1459	29.93	2989	25.3348%	Fecal		CFU/100 mL	200	283.2	86400	-	146,490.6
5439000	1/18/1990	76	76	0.3915	29.92	2990	25.3433%	Fecal		CFU/100 mL	200	283.2	86400	-	146,398.5
5439000	2/4/1990	76	76	0.3915	29.92	2990	25.3433%	Fecal		CFU/100 mL	200	283.2	86400	-	146,398.5
5439000	3/5/1991	76	76	0.3915	29.92	2990	25.3433%	Fecal		CFU/100 mL	200	283.2	86400	-	146,398.5
5439000	5/24/1991	76	76	0.3915	29.92	2990	25.3433%	Fecal		CFU/100 mL	200	283.2	86400	-	146,398.5
5439000	6/11/1991	76	76	0.3915	29.92	2990	25.3433%	Fecal		CFU/100 mL	200	283.2	86400	-	146,398.5
5439000	2/29/1992	76	76	0.3915	29.92	2990	25.3433%	Fecal		CFU/100 mL	200	283.2	86400	-	146,398.5
5439000	2/27/1995	76	76	0.3915	29.92	2990	25.3433%	Fecal		CFU/100 mL	200	283.2	86400	-	146,398.5
5439000	4/23/1995	76	76	0.3915	29.92	2990	25.3433%	Fecal		CFU/100 mL	200	283.2	86400	-	146,398.5
5439000	2/10/1996	76	76	0.3915	29.92	2990	25.3433%	Fecal		CFU/100 mL	200	283.2	86400	-	146,398.5
5439000	7/2/1996	76	76	0.3915	29.92	2990	25.3433%	Fecal		CFU/100 mL	200	283.2	86400	-	146,398.5
5439000	8/16/1996	76	76	0.3915	29.92	2990	25.3433%	Fecal		CFU/100 mL	200	283.2	86400	-	146,398.5
5439000	4/13/1997	76	76	0.3915	29.92	2990	25.3433%	Fecal		CFU/100 mL	200	283.2	86400	-	146,398.5
5439000	5/14/1997	76	76	0.3915	29.92	2990	25.3433%	Fecal		CFU/100 mL	200	283.2	86400	-	146,398.5
5439000	1/13/1998	76	76	0.3915	29.92	2990	25.3433%	Fecal		CFU/100 mL	200	283.2	86400	-	146,398.5
5439000	3/4/1998	76	76	0.3915	29.92	2990	25.3433%	Fecal		CFU/100 mL	200	283.2	86400	-	146,398.5
5439000	3/15/1998	76	76	0.3915	29.92	2990	25.3433%	Fecal		CFU/100 mL	200	283.2	86400	-	146,398.5
5439000	5/25/1998	76	76	0.3915	29.92	2990	25.3433%	Fecal		CFU/100 mL	200	283.2	86400	-	146,398.5
5439000	6/22/1998	76	76	0.3915	29.92	2990	25.3433%	Fecal		CFU/100 mL	200	283.2	86400	-	146,398.5
5439000	6/25/1999	76	76	0.3915	29.92	2990	25.3433%	Fecal		CFU/100 mL	200	283.2	86400	-	146,398.5
5439000	4/9/2001	76	76	0.3915	29.92	2990	25.3433%	Fecal		CFU/100 mL	200	283.2	86400	-	146,398.5
5439000	4/19/2001	76	76	0.3915	29.92	2990	25.3433%	Fecal		CFU/100 mL	200	283.2	86400	-	146,398.5
5439000	3/20/2011	76	76	0.3915	29.92	2990	25.3433%	Fecal		CFU/100 mL	200	283.2	86400	-	146,398.5
5439000	3/21/2011	76	76	0.3915	29.92	2990	25.3433%	Fecal		CFU/100 mL	200	283.2	86400	-	146,398.5
5439000	5/8/2002	75.9	75.9	0.3915	29.88	3013	25.5382%	Fecal		CFU/100 mL	200	283.2	86400	-	146,207.0
5439000	11/30/2009	75.9	75.9	0.3915	29.88	3013	25.5382%	Fecal		CFU/100 mL	200	283.2	86400	-	146,207.0
5439000	6/26/2016	75.9	75.9	0.3915	29.88	3013	25.5382%	Fecal		CFU/100 mL	200	283.2	86400	-	146,207.0
5439000	6/22/2019	75.8	75.8	0.3915	29.84	3016	25.5637%	Fecal		CFU/100 mL	200	283.2	86400	-	146,015.4
5439000	6/24/2019	75.8	75.8	0.3915	29.84	3016	25.5637%	Fecal		CFU/100 mL	200	283.2	86400	-	146,015.4
5439000	8/11/1994	75.7	75.7	0.3915	29.80	3018	25.5806%	Fecal		CFU/100 mL	200	283.2	86400	-	145,823.8
5439000	3/17/2002	75.7	75.7	0.3915	29.80	3018	25.5806%	Fecal		CFU/100 mL	200	283.2	86400	-	145,823.8
5439000	10/31/2008	75.7	75.7	0.3915	29.80	3018	25.5806%	Fecal		CFU/100 mL	200	283.2	86400	-	145,823.8
5439000	5/20/2014	75.7	75.7	0.3915	29.80	3018	25.5806%	Fecal		CFU/100 mL	200	283.2	86400	-	145,823.8
5439000	12/2/2016	75.7	75.7	0.3915	29.80	3018	25.5806%	Fecal		CFU/100 mL	200	283.2	86400	-	145,823.8
5439000	6/2/2008	75.6	75.6	0.3915	29.76	3023	25.6230%	Fecal		CFU/100 mL	200	283.2	86400	-	145,632.2
5439000	12/29/2006	75.5	75.5	0.3915	29.72	3024	25.6315%	Fecal		CFU/100 mL	200	283.2	86400	-	145,440.7

Gage ID	Date	Discharge (CFS)	Gage Discharge (less Surrogate NPDES) (CFS)	Watershed Area Ratio	Calculated flow (CFS)	Rank	Flow Exceedance %	Parameter	Results	Units (mg or micro_gram	Limit/Standard	100mL/CF	sec/day	Actual Load (million colonies/day)	Allowable Load (million colonies/day)
5439000	4/15/2010	75.4	75.4	0.3915	29.68	3025	25.6399%	Fecal		CFU/100 mL	200	283.2	86400	-	145,249.1
5439000	7/3/2015	75.4	75.4	0.3915	29.68	3025	25.6399%	Fecal		CFU/100 mL	200	283.2	86400	-	145,249.1
5439000	2/7/2017	75.4	75.4	0.3915	29.68	3025	25.6399%	Fecal		CFU/100 mL	200	283.2	86400	-	145,249.1
5439000	12/20/1993	75.3	75.3	0.3915	29.64	3028	25.6654%	Fecal		CFU/100 mL	200	283.2	86400	-	145,057.5
5439000	6/18/2010	75.3	75.3	0.3915	29.64	3028	25.6654%	Fecal		CFU/100 mL	200	283.2	86400	-	145,057.5
5439000	2/8/2020	75.3	75.3	0.3915	29.64	3028	25.6654%	Fecal		CFU/100 mL	200	283.2	86400	-	145,057.5
5439000	11/10/2009	75.2	75.2	0.3915	29.60	3031	25.6908%	Fecal		CFU/100 mL	200	283.2	86400	-	144,865.9
5439000	5/23/2015	75.2	75.2	0.3915	29.60	3031	25.6908%	Fecal		CFU/100 mL	200	283.2	86400	-	144,865.9
5439000	6/17/2018	75.1	75.1	0.3915	29.56	3033	25.7077%	Fecal		CFU/100 mL	200	283.2	86400	-	144,674.4
5439000	3/30/1990	75	75	0.3915	29.52	3034	25.7162%	Fecal		CFU/100 mL	200	283.2	86400	-	144,482.8
5439000	2/12/1991	75	75	0.3915	29.52	3034	25.7162%	Fecal		CFU/100 mL	200	283.2	86400	-	144,482.8
5439000	4/25/1991	75	75	0.3915	29.52	3034	25.7162%	Fecal		CFU/100 mL	200	283.2	86400	-	144,482.8
5439000	12/5/1991	75	75	0.3915	29.52	3034	25.7162%	Fecal		CFU/100 mL	200	283.2	86400	-	144,482.8
5439000	1/28/1993	75	75	0.3915	29.52	3034	25.7162%	Fecal		CFU/100 mL	200	283.2	86400	-	144,482.8
5439000	10/11/1993	75	75	0.3915	29.52	3034	25.7162%	Fecal		CFU/100 mL	200	283.2	86400	-	144,482.8
5439000	1/24/1995	75	75	0.3915	29.52	3034	25.7162%	Fecal		CFU/100 mL	200	283.2	86400	-	144,482.8
5439000	11/20/1995	75	75	0.3915	29.52	3034	25.7162%	Fecal		CFU/100 mL	200	283.2	86400	-	144,482.8
5439000	5/16/1996	75	75	0.3915	29.52	3034	25.7162%	Fecal		CFU/100 mL	200	283.2	86400	-	144,482.8
5439000	7/1/1996	75	75	0.3915	29.52	3034	25.7162%	Fecal		CFU/100 mL	200	283.2	86400	-	144,482.8
5439000	12/11/1998	75	75	0.3915	29.52	3034	25.7162%	Fecal		CFU/100 mL	200	283.2	86400	-	144,482.8
5439000	11/11/2000	75	75	0.3915	29.52	3034	25.7162%	Fecal		CFU/100 mL	200	283.2	86400	-	144,482.8
5439000	3/7/2001	75	75	0.3915	29.52	3034	25.7162%	Fecal		CFU/100 mL	200	283.2	86400	-	144,482.8
5439000	3/28/2010	75	75	0.3915	29.52	3034	25.7162%	Fecal		CFU/100 mL	200	283.2	86400	-	144,482.8
5439000	4/25/2008	74.8	74.8	0.3915	29.45	3048	25.8349%	Fecal		CFU/100 mL	200	283.2	86400	-	144,099.6
5439000	4/11/2011	74.7	74.7	0.3915	29.41	3049	25.8434%	Fecal		CFU/100 mL	200	283.2	86400	-	143,908.1
5439000	3/23/2013	74.7	74.7	0.3915	29.41	3049	25.8434%	Fecal		CFU/100 mL	200	283.2	86400	-	143,908.1
5439000	12/11/2018	74.7	74.7	0.3915	29.41	3049	25.8434%	Fecal		CFU/100 mL	200	283.2	86400	-	143,908.1
5439000	4/1/2019	74.6	74.6	0.3915	29.37	3052	25.8688%	Fecal		CFU/100 mL	200	283.2	86400	-	143,716.5
5439000	6/3/2020	74.6	74.6	0.3915	29.37	3052	25.8688%	Fecal		CFU/100 mL	200	283.2	86400	-	143,716.5
5439000	8/6/2007	74.5	74.5	0.3915	29.33	3054	25.8857%	Fecal		CFU/100 mL	200	283.2	86400	-	143,524.9
5439000	6/24/2011	74.5	74.5	0.3915	29.33	3054	25.8857%	Fecal		CFU/100 mL	200	283.2	86400	-	143,524.9
5439000	4/14/2021	74.5	74.5	0.3915	29.33	3054	25.8857%	Fecal		CFU/100 mL	200	283.2	86400	-	143,524.9
5439000	10/10/2008	74.4	74.4	0.3915	29.29	3057	25.9112%	Fecal		CFU/100 mL	200	283.2	86400	-	143,333.4
5439000	1/25/2019	74.4	74.4	0.3915	29.29	3057	25.9112%	Fecal		CFU/100 mL	200	283.2	86400	-	143,333.4
5439000	3/11/2004	74.3	74.3	0.3915	29.25	3059	25.9281%	Fecal		CFU/100 mL	200	283.2	86400	-	143,141.8
5439000	4/18/2006	74.3	74.3	0.3915	29.25	3059	25.9281%	Fecal		CFU/100 mL	200	283.2	86400	-	143,141.8
5439000	3/11/1994	74.2	74.2	0.3915	29.21	3061	25.9451%	Fecal		CFU/100 mL	200	283.2	86400	-	142,950.2
5439000	1/16/2016	74.2	74.2	0.3915	29.21	3061	25.9451%	Fecal		CFU/100 mL	200	283.2	86400	-	142,950.2
5439000	11/14/2019	74.2	74.2	0.3915	29.21	3061	25.9451%	Fecal		CFU/100 mL	200	283.2	86400	-	142,950.2
5439000	5/18/2006	74.1	74.1	0.3915	29.17	3064	25.9705%	Fecal		CFU/100 mL	200	283.2	86400	-	142,758.6
5439000	7/1/2010	74.1	74.1	0.3915	29.17	3064	25.9705%	Fecal		CFU/100 mL	200	283.2	86400	-	142,758.6
5439000	12/25/2011	74.1	74.1	0.3915	29.17	3064	25.9705%	Fecal		CFU/100 mL	200	283.2	86400	-	142,758.6
5439000	12/11/2015	74.1	74.1	0.3915	29.17	3064	25.9705%	Fecal		CFU/100 mL	200	283.2	86400	-	142,758.6
5439000	6/19/2016	74.1	74.1	0.3915	29.17	3064	25.9705%	Fecal		CFU/100 mL	200	283.2	86400	-	142,758.6
5439000	2/16/1990	74	74	0.3915	29.13	3069	26.0129%	Fecal		CFU/100 mL	200	283.2	86400	-	142,567.1
5439000	5/30/1990	74	74	0.3915	29.13	3069	26.0129%	Fecal		CFU/100 mL	200	283.2	86400	-	142,567.1
5439000	6/16/1990	74	74	0.3915	29.13	3069	26.0129%	Fecal		CFU/100 mL	200	283.2	86400	-	142,567.1
5439000	8/24/1990	74	74	0.3915	29.13	3069	26.0129%	Fecal		CFU/100 mL	200	283.2	86400	-	142,567.1
5439000	12/22/1990	74	74	0.3915	29.13	3069	26.0129%	Fecal		CFU/100 mL	200	283.2	86400	-	142,567.1
5439000	2/11/1991	74	74	0.3915	29.13	3069	26.0129%	Fecal		CFU/100 mL	200	283.2	86400	-	142,567.1
5439000	4/27/1991	74	74	0.3915	29.13	3069	26.0129%	Fecal		CFU/100 mL	200	283.2	86400	-	142,567.1
5439000	3/1/1992	74	74	0.3915	29.13	3069	26.0129%	Fecal		CFU/100 mL	200	283.2	86400	-	142,567.1
5439000	5/15/1993	74	74	0.3915	29.13	3069	26.0129%	Fecal		CFU/100 mL	200	283.2	86400	-	142,567.1
5439000	11/19/1994	74	74	0.3915	29.13	3069	26.0129%	Fecal		CFU/100 mL	200	283.2	86400	-	142,567.1
5439000	11/21/1994	74	74	0.3915	29.13	3069	26.0129%	Fecal		CFU/100 mL	200	283.2	86400	-	142,567.1
5439000	6/12/1995	74	74	0.3915	29.13	3069	26.0129%	Fecal		CFU/100 mL	200	283.2	86400	-	142,567.1
5439000	7/5/1995	74	74	0.3915	29.13	3069	26.0129%	Fecal		CFU/100 mL	200	283.2	86400	-	142,567.1
5439000	5/21/1997	74	74	0.3915	29.13	3069	26.0129%	Fecal		CFU/100 mL	200	283.2	86400	-	142,567.1
5439000	5/27/1997	74	74	0.3915	29.13	3069	26.0129%	Fecal		CFU/100 mL	200	283.2	86400	-	142,567.1
5439000	3/23/1999	74	74	0.3915	29.13	3069	26.0129%	Fecal		CFU/100 mL	200	283.2	86400	-	142,567.1
5439000	4/9/2007	74	74	0.3915	29.13	3069	26.0129%	Fecal		CFU/100 mL	200	283.2	86400	-	142,567.1
5439000	11/19/2019	74	74	0.3915	29.13	3069	26.0129%	Fecal		CFU/100 mL	200	283.2	86400	-	142,567.1
5439000	3/13/2006	73.9	73.9	0.3915	29.09	3087	26.1655%	Fecal		CFU/100 mL	200	283.2	86400	-	142,375.5
5439000	3/21/2016	73.9	73.9	0.3915	29.09	3087	26.1655%	Fecal		CFU/100 mL	200	283.2	86400	-	142,375.5
5439000	1/30/2017	73.9	73.9	0.3915	29.09	3087	26.1655%	Fecal		CFU/100 mL	200	283.2	86400	-	142,375.5
5439000	10/20/2017	73.9	73.9	0.3915	29.09	3087	26.1655%	Fecal		CFU/100 mL	200	283.2	86400	-	142,375.5
5439000	10/7/2018	73.9	73.9	0.3915	29.09	3087	26.1655%	Fecal		CFU/100 mL	200	283.2	86400	-	142,375.5
5439000	3/28/2011	73.8	73.8	0.3915	29.05	3092	26.2078%	Fecal		CFU/100 mL	200	283.2	86400	-	142,183.9
5439000	12/6/2019	73.8	73.8	0.3915	29.05	3092	26.2078%	Fecal		CFU/100 mL	200	283.2	86400	-	142,183.9
5439000	4/14/2015	73.7	73.7	0.3915	29.02	3094	26.2248%	Fecal		CFU/100 mL	200	283.2	86400	-	141,992.3
5439000	6/7/2015	73.7	73.7	0.3915	29.02	3094	26.2248%	Fecal		CFU/100 mL	200	283.2	86400	-	141,992.3
5439000	6/6/2016	73.7	73.7	0.3915	29.02	3094	26.2248%	Fecal		CFU/100 mL	200	283.2	86400	-	141,992.3
5439000	4/2/2019	73.7	73.7	0.3915	29.02	3094	26.2248%	Fecal		CFU/100 mL	200	283.2	86400	-	141,992.3
5439000	2/23/2020	73.7	73.7	0.3915	29.02	3094	26.2248%	Fecal		CFU/100 mL	200	283.2	86400	-	141,992.3
5439000	2/1/2019	73.6	73.6	0.3915	28.98	3099	26.2672%	Fecal		CFU/100 mL	200	283.2	86400	-	141,800.8
5439000	5/3/2006	73.5	73.5	0.3915	28.94	3100	26.2756%	Fecal		CFU/100 mL	200	283.2	86400	-	141,609.2
5439000	5/28/2006	73.5	73.5	0.3915	28.94	3100	26.2756%	Fecal		CFU/100 mL	200	283.2	86400	-	141,609.2
5439000	2/6/2012	73.4	73.4	0.3915	28.90	3102	26.2926%	Fecal		CFU/100 mL	200	283.2	86400	-	141,417.6
5439000	10/16/2014	73.4	73.4	0.3915	28.90	3102	26.2926%	Fecal		CFU/100 mL	200	283.2	86400	-	141,417.6
5439000	10/10/2018	73.4	73.4	0.3915	28.90	3102	26.2926%	Fecal		CFU/100 mL	200	283.2	86400	-	141,417.6
5439000	3/7/2005	73.3	73.3	0.3915	28.86	3105	26.3180%	Fecal		CFU/100 mL	200	283.2	86400	-	141,226.0
5439000	4/17/2014	73.2	73.2	0.3915	28.82	3106	26.3265%	Fecal		CFU/100 mL	200	283.2	86400	-	141,034.5
5439000	3/6/2019	73.2	73.2	0.3915	28.82	3106	26.3265%	Fecal		CFU/100 mL	200	283.2	86400	-	141,034.5
5439000	6/12/2006	73.1	73.1	0.3915	28.78	3108	26.3434%	Fecal		CFU/100 mL	200	283.2	86400	-	140,842.9
5439000	3/15/2012	73.1	73.1	0.3915	28.78	3108	26.3434%	Fecal		CFU/100 mL	200	283.2	86400	-	140,842.9
5439000	3/6/2017	73.1	73.1	0.3915	28.78	3108	26.3434%	Fecal		CFU/100 mL	200	283.2	86400	-	140,842.9
5439000	4/27/2020	73.1	73.1	0.3915	28.78	3108	26.3434%	Fecal		CFU/100 mL	200	283.2	86400	-	140,842.9
5439000	11/9/1990	73	73	0.3915	28.74	3112	26.3774%	Fecal		CFU/100 mL	200	283.2	86400	-	140,651.3
5439000	3/6/1991	73	73	0.3915	28.74	3112	26.3774%	Fecal		CFU/100 mL	200	283.2	86400	-	140,651.3
5439000	4/7/1991	73	73	0.3915	28.74	3112	26.3774%	Fecal		CFU/100 mL	200	283.2	86400	-	140,651.3
5439000	11/7/1992	73	73	0.3915	28.74	3112	26.3774%	Fecal		CFU/100 mL	200	283.2	86400	-	140,651.3
5439000	12/29/1992	73	73	0.3915	28.74	3112	26.3774%	Fecal		CFU/100 mL	200	283.2	86400	-	140,651.3
5439000	12/1/1994	73	73	0.3915	28.74	3112	26.3774%	Fecal		CFU/100 mL	200	283.2	86400	-	140,651.3
5439000	1/2/1995	73	73	0.3915	28.74	3112	26.3774%	Fecal		CFU/100 mL	200	283.2	86400	-	140,651.3
5439000	2/21/1998	73	73	0.3915	28.74	3112	26.3774%	Fecal		CFU/100 mL	200	283.2	86400	-	140,651.3
5439000	3/16/1998	73	73	0.3915	28.74	3112	26.3774%	Fecal		CFU/100 mL	200	283.2	86400	-	140,651.3
5439000	2/19/1999	73	73	0.3915	28.74	3112	26.3774%	Fecal		CFU/100 mL	200	283.2	86400	-	140,651.3
5439000	5/26/1999	73	73	0.3915	28.74	3112	26.3774%	Fecal		CFU/100 mL	200	283.2	86400	-	140,651.3
5439000	3/8/2001	73	73	0.3915	28.74	3112	26.3774%	Fecal		CFU/100 mL	200	283.2	86400	-	140,651.3
5439000	4/20/2001	73	73	0.3915	28.74	3112	26.3774%	Fecal		CFU/100 mL	200	283.2	86400	-	140,651.3
5439000	6/19/2002	73	73	0.3915	28.74	3112	26.3774%	Fecal		CFU/100 mL	200	283.2	86400	-	140,651.3
5439000	1/4/2007	73	73	0.3915	28.74	3112	26.3774%	Fecal		CFU/100 mL	200	283.2	86400	-	140,651.3
5439000	11/17/2008	73	73	0.3915	28.74	3112	26.3774%	Fecal		CFU/100 mL	200	283.2	86400	-	140,651.3
5439000	3/21/2013	73	73	0.3915	28.74	3112	26.3774%	Fecal		CFU/100 mL	200	283.2	86400	-	140,651.3
5439000	3/19/2015	73	73	0.3915	28.74	3112	26.3774%	Fecal		CFU/100 mL	200	283.2	86400	-	140,651.3
5439000	5/27/2007	72.9	72.9	0.3915	28.70	3130	26.5299%	Fecal		CFU/100 mL	200	283.2	86400	-	140,459.8
5439000	5/25/2003	72.8	72.8	0.3915	28.66	3131	26.5384%	Fecal		CFU/100 mL	200	283.2	86400	-	140,268.2
5439000	11/15/2011	72.8	72.8	0.3915	28.66	3131	26.5384%	Fecal		CFU/100 mL	200	283.2	86400	-	140,268.2
5439000	1/22/2016	72.8	72.8	0.3915	28.66	3131	26.5384%	Fecal		CFU/100 mL	200	283.2	86400	-	140,268.2
5439000	12/2/1993	72.7	72.7	0.3915	28.62	3134	26.5638%	Fecal		CFU/100 mL	200	283.2	86400	-	140,076.6
5439000	4/27/2004	72.7	72.7	0.3915	28.62	3134	26.5638%	Fecal		CFU/100 mL	200	283.2	86400	-	140,076.6
5439000	9/11/2007	72.7	72.7	0.3915	28.62	3134	26.5638%	Fecal		CFU/100 mL	200	283.2	86400	-	140,076.6
5439000	3/4/2019	72.7	72.7	0.3915	28.62	3134	26.5638%	Fecal		CFU/100 mL	200	283.2	86400	-	140,076.6
5439000	7/21/2019	72.6	72.6	0.3915	28.58	3138	26.5977%	Fecal		CFU/100 mL	200	283.2	86400	-	139,885.0
5439000	11/20/2019	72.6	72.6	0.3915	28.58	3138	26.5977%	Fecal		CFU/100 mL	200	283.2	86400	-	139,885.0
5439000	2/26/2002	72.5	72.5	0.3915	28.55	3140	26.6147%	Fecal		CFU/100 mL	200	283.2	86400	-	139,693.5
5439000	5/19/2008	72.5	72.5	0.3915	28.55	3140	26.6147%	Fecal		CFU/100 mL	200	283.2	86400	-	139,693.5
5439000	2/28/2005	72.4	72.4	0.3915	28.51	3142	26.6316%	Fecal		CFU/100 mL	200	283.2	86400	-	139,501.9
5439000	4/22/2002	72.3	72.3	0.3915	28.47	3143	26.6401%	Fecal		CFU/100 mL	200	283.2	86400	-	139,310.3
5439000	6/2/2017	72.3	72.3	0.3915	28.47	3143	26.6401%	Fecal		CFU/100 mL	200	283.2	86400	-	139,310.3
5439000	5/27/2018	72.3	72.3	0.3915	28.47	3143	26.6401%	Fecal		CFU/100 mL	200	283.2	86400	-	139,310.3
5439000	1/13/2019	72.3	72.3	0.3915	28.47	3143	26.6401%	Fecal		CFU/100 mL	200	283.2	86400	-	139,310.3
5439000	3/2/2020	72.3	72.3	0.3915	28.47	3143	26.6401%	Fecal		CFU/100 mL	200	283.2	86400	-	139,310.3
5439000	5/12/2011	72.2	72.2	0.3915	28.43	3148	26.6825%	Fecal		CFU/100 mL	200	283.2	86400	-	139,118.7
5439000	2/3/2012	72.1	72.1	0.3915	28.39	3149	26.6910%	Fecal		CFU/100 mL	200	283.2	86400	-	138,927.2
5439000	2/10/2013	72.1	72.1	0.3915	28.39	3149	26.6910%	Fecal		CFU/100 mL	200	283.2	86400	-	138,927.2

Gage ID	Date	Discharge (CFS)	Gage Discharge (less Surrogate NPDES) (CFS)	Watershed Area Ratio	Calculated flow (CFS)	Rank	Flow Exceedance %	Parameter	Results	Units (mg or micro_gram	Limit/Standard	100mL/CF	sec/day	Actual Load (million colonies/day)	Allowable Load (million colonies/day)
5439000	6/25/1990	72	72	0.3915	28.35	3151	26.7079%	Fecal		CFU/100 mL	200	283.2	86400	-	138,735.6
5439000	5/9/1991	72	72	0.3915	28.35	3151	26.7079%	Fecal		CFU/100 mL	200	283.2	86400	-	138,735.6
5439000	4/25/1992	72	72	0.3915	28.35	3151	26.7079%	Fecal		CFU/100 mL	200	283.2	86400	-	138,735.6
5439000	9/9/1992	72	72	0.3915	28.35	3151	26.7079%	Fecal		CFU/100 mL	200	283.2	86400	-	138,735.6
5439000	12/8/1992	72	72	0.3915	28.35	3151	26.7079%	Fecal		CFU/100 mL	200	283.2	86400	-	138,735.6
5439000	8/1/1993	72	72	0.3915	28.35	3151	26.7079%	Fecal		CFU/100 mL	200	283.2	86400	-	138,735.6
5439000	9/21/1993	72	72	0.3915	28.35	3151	26.7079%	Fecal		CFU/100 mL	200	283.2	86400	-	138,735.6
5439000	3/18/1995	72	72	0.3915	28.35	3151	26.7079%	Fecal		CFU/100 mL	200	283.2	86400	-	138,735.6
5439000	3/28/1995	72	72	0.3915	28.35	3151	26.7079%	Fecal		CFU/100 mL	200	283.2	86400	-	138,735.6
5439000	3/29/1995	72	72	0.3915	28.35	3151	26.7079%	Fecal		CFU/100 mL	200	283.2	86400	-	138,735.6
5439000	3/30/1995	72	72	0.3915	28.35	3151	26.7079%	Fecal		CFU/100 mL	200	283.2	86400	-	138,735.6
5439000	11/17/1995	72	72	0.3915	28.35	3151	26.7079%	Fecal		CFU/100 mL	200	283.2	86400	-	138,735.6
5439000	5/6/1997	72	72	0.3915	28.35	3151	26.7079%	Fecal		CFU/100 mL	200	283.2	86400	-	138,735.6
5439000	5/26/1998	72	72	0.3915	28.35	3151	26.7079%	Fecal		CFU/100 mL	200	283.2	86400	-	138,735.6
5439000	3/29/2001	72	72	0.3915	28.35	3151	26.7079%	Fecal		CFU/100 mL	200	283.2	86400	-	138,735.6
5439000	4/8/2001	72	72	0.3915	28.35	3151	26.7079%	Fecal		CFU/100 mL	200	283.2	86400	-	138,735.6
5439000	1/6/2007	72	72	0.3915	28.35	3151	26.7079%	Fecal		CFU/100 mL	200	283.2	86400	-	138,735.6
5439000	6/28/2009	72	72	0.3915	28.35	3151	26.7079%	Fecal		CFU/100 mL	200	283.2	86400	-	138,735.6
5439000	7/17/2014	72	72	0.3915	28.35	3151	26.7079%	Fecal		CFU/100 mL	200	283.2	86400	-	138,735.6
5439000	10/23/1993	71.9	71.9	0.3915	28.31	3170	26.8690%	Fecal		CFU/100 mL	200	283.2	86400	-	138,544.0
5439000	3/10/2018	71.9	71.9	0.3915	28.31	3170	26.8690%	Fecal		CFU/100 mL	200	283.2	86400	-	138,544.0
5439000	6/19/2007	71.8	71.8	0.3915	28.27	3172	26.8859%	Fecal		CFU/100 mL	200	283.2	86400	-	138,352.4
5439000	1/6/2010	71.8	71.8	0.3915	28.27	3172	26.8859%	Fecal		CFU/100 mL	200	283.2	86400	-	138,352.4
5439000	5/8/2011	71.8	71.8	0.3915	28.27	3172	26.8859%	Fecal		CFU/100 mL	200	283.2	86400	-	138,352.4
5439000	7/9/2013	71.6	71.6	0.3915	28.19	3175	26.9113%	Fecal		CFU/100 mL	200	283.2	86400	-	137,969.3
5439000	6/8/2015	71.6	71.6	0.3915	28.19	3175	26.9113%	Fecal		CFU/100 mL	200	283.2	86400	-	137,969.3
5439000	4/16/2010	71.5	71.5	0.3915	28.15	3177	26.9283%	Fecal		CFU/100 mL	200	283.2	86400	-	137,777.7
5439000	5/2/2015	71.5	71.5	0.3915	28.15	3177	26.9283%	Fecal		CFU/100 mL	200	283.2	86400	-	137,777.7
5439000	2/5/2016	71.5	71.5	0.3915	28.15	3177	26.9283%	Fecal		CFU/100 mL	200	283.2	86400	-	137,777.7
5439000	3/22/2016	71.5	71.5	0.3915	28.15	3177	26.9283%	Fecal		CFU/100 mL	200	283.2	86400	-	137,777.7
5439000	11/5/2017	71.5	71.5	0.3915	28.15	3177	26.9283%	Fecal		CFU/100 mL	200	283.2	86400	-	137,777.7
5439000	1/7/2020	71.5	71.5	0.3915	28.15	3177	26.9283%	Fecal		CFU/100 mL	200	283.2	86400	-	137,777.7
5439000	3/18/2002	71.4	71.4	0.3915	28.11	3183	26.9791%	Fecal		CFU/100 mL	200	283.2	86400	-	137,586.2
5439000	11/18/2017	71.3	71.3	0.3915	28.08	3184	26.9876%	Fecal		CFU/100 mL	200	283.2	86400	-	137,394.6
5439000	11/18/2019	71.3	71.3	0.3915	28.08	3184	26.9876%	Fecal		CFU/100 mL	200	283.2	86400	-	137,394.6
5439000	5/17/2006	71.2	71.2	0.3915	28.04	3186	27.0046%	Fecal		CFU/100 mL	200	283.2	86400	-	137,203.0
5439000	12/30/2006	71.2	71.2	0.3915	28.04	3186	27.0046%	Fecal		CFU/100 mL	200	283.2	86400	-	137,203.0
5439000	2/22/1990	71	71	0.3915	27.96	3188	27.0215%	Fecal		CFU/100 mL	200	283.2	86400	-	136,819.9
5439000	7/4/1990	71	71	0.3915	27.96	3188	27.0215%	Fecal		CFU/100 mL	200	283.2	86400	-	136,819.9
5439000	4/26/1991	71	71	0.3915	27.96	3188	27.0215%	Fecal		CFU/100 mL	200	283.2	86400	-	136,819.9
5439000	6/9/1991	71	71	0.3915	27.96	3188	27.0215%	Fecal		CFU/100 mL	200	283.2	86400	-	136,819.9
5439000	11/20/1994	71	71	0.3915	27.96	3188	27.0215%	Fecal		CFU/100 mL	200	283.2	86400	-	136,819.9
5439000	4/24/1995	71	71	0.3915	27.96	3188	27.0215%	Fecal		CFU/100 mL	200	283.2	86400	-	136,819.9
5439000	7/4/1995	71	71	0.3915	27.96	3188	27.0215%	Fecal		CFU/100 mL	200	283.2	86400	-	136,819.9
5439000	12/16/1996	71	71	0.3915	27.96	3188	27.0215%	Fecal		CFU/100 mL	200	283.2	86400	-	136,819.9
5439000	2/23/2001	71	71	0.3915	27.96	3188	27.0215%	Fecal		CFU/100 mL	200	283.2	86400	-	136,819.9
5439000	5/16/2006	71	71	0.3915	27.96	3188	27.0215%	Fecal		CFU/100 mL	200	283.2	86400	-	136,819.9
5439000	11/11/2009	70.9	70.9	0.3915	27.92	3198	27.1063%	Fecal		CFU/100 mL	200	283.2	86400	-	136,628.3
5439000	4/8/2022	190	190	0.1459	27.89	3199	27.1148%	Fecal		CFU/100 mL	200	283.2	86400	-	136,492.5
5439000	5/25/2010	70.8	70.8	0.3915	27.88	3200	27.1232%	Fecal		CFU/100 mL	200	283.2	86400	-	136,436.7
5439000	3/2/2021	70.8	70.8	0.3915	27.88	3200	27.1232%	Fecal		CFU/100 mL	200	283.2	86400	-	136,436.7
5439000	12/1/2009	70.7	70.7	0.3915	27.84	3202	27.1402%	Fecal		CFU/100 mL	200	283.2	86400	-	136,245.1
5439000	6/4/2020	70.6	70.6	0.3915	27.80	3203	27.1487%	Fecal		CFU/100 mL	200	283.2	86400	-	136,053.6
5439000	6/23/2021	70.6	70.6	0.3915	27.80	3203	27.1487%	Fecal		CFU/100 mL	200	283.2	86400	-	136,053.6
5439000	5/11/2020	70.5	70.5	0.3915	27.76	3205	27.1656%	Fecal		CFU/100 mL	200	283.2	86400	-	135,862.0
5439000	2/20/2009	70.4	70.4	0.3915	27.72	3206	27.1741%	Fecal		CFU/100 mL	200	283.2	86400	-	135,670.4
5439000	1/22/2012	70.4	70.4	0.3915	27.72	3206	27.1741%	Fecal		CFU/100 mL	200	283.2	86400	-	135,670.4
5439000	1/31/2017	70.4	70.4	0.3915	27.72	3206	27.1741%	Fecal		CFU/100 mL	200	283.2	86400	-	135,670.4
5439000	6/10/2020	70.4	70.4	0.3915	27.72	3206	27.1741%	Fecal		CFU/100 mL	200	283.2	86400	-	135,670.4
5439000	7/11/2015	70.2	70.2	0.3915	27.65	3210	27.2080%	Fecal		CFU/100 mL	200	283.2	86400	-	135,287.3
5439000	2/8/2017	70.2	70.2	0.3915	27.65	3210	27.2080%	Fecal		CFU/100 mL	200	283.2	86400	-	135,287.3
5439000	4/13/2020	70.2	70.2	0.3915	27.65	3210	27.2080%	Fecal		CFU/100 mL	200	283.2	86400	-	135,287.3
5439000	4/20/2002	70.1	70.1	0.3915	27.61	3213	27.2334%	Fecal		CFU/100 mL	200	283.2	86400	-	135,095.7
5439000	3/1/2019	70.1	70.1	0.3915	27.61	3213	27.2334%	Fecal		CFU/100 mL	200	283.2	86400	-	135,095.7
5439000	4/10/2020	70.1	70.1	0.3915	27.61	3213	27.2334%	Fecal		CFU/100 mL	200	283.2	86400	-	135,095.7
5439000	3/31/1990	70	70	0.3915	27.57	3216	27.2589%	Fecal		CFU/100 mL	200	283.2	86400	-	134,904.1
5439000	4/1/1990	70	70	0.3915	27.57	3216	27.2589%	Fecal		CFU/100 mL	200	283.2	86400	-	134,904.1
5439000	4/17/1990	70	70	0.3915	27.57	3216	27.2589%	Fecal		CFU/100 mL	200	283.2	86400	-	134,904.1
5439000	5/31/1990	70	70	0.3915	27.57	3216	27.2589%	Fecal		CFU/100 mL	200	283.2	86400	-	134,904.1
5439000	8/19/1990	70	70	0.3915	27.57	3216	27.2589%	Fecal		CFU/100 mL	200	283.2	86400	-	134,904.1
5439000	2/21/1991	70	70	0.3915	27.57	3216	27.2589%	Fecal		CFU/100 mL	200	283.2	86400	-	134,904.1
5439000	12/7/1991	70	70	0.3915	27.57	3216	27.2589%	Fecal		CFU/100 mL	200	283.2	86400	-	134,904.1
5439000	1/18/1992	70	70	0.3915	27.57	3216	27.2589%	Fecal		CFU/100 mL	200	283.2	86400	-	134,904.1
5439000	11/9/1992	70	70	0.3915	27.57	3216	27.2589%	Fecal		CFU/100 mL	200	283.2	86400	-	134,904.1
5439000	12/27/1992	70	70	0.3915	27.57	3216	27.2589%	Fecal		CFU/100 mL	200	283.2	86400	-	134,904.1
5439000	1/15/1993	70	70	0.3915	27.57	3216	27.2589%	Fecal		CFU/100 mL	200	283.2	86400	-	134,904.1
5439000	10/5/1993	70	70	0.3915	27.57	3216	27.2589%	Fecal		CFU/100 mL	200	283.2	86400	-	134,904.1
5439000	10/9/1993	70	70	0.3915	27.57	3216	27.2589%	Fecal		CFU/100 mL	200	283.2	86400	-	134,904.1
5439000	3/25/1994	70	70	0.3915	27.57	3216	27.2589%	Fecal		CFU/100 mL	200	283.2	86400	-	134,904.1
5439000	1/7/1995	70	70	0.3915	27.57	3216	27.2589%	Fecal		CFU/100 mL	200	283.2	86400	-	134,904.1
5439000	1/25/1995	70	70	0.3915	27.57	3216	27.2589%	Fecal		CFU/100 mL	200	283.2	86400	-	134,904.1
5439000	2/19/1995	70	70	0.3915	27.57	3216	27.2589%	Fecal		CFU/100 mL	200	283.2	86400	-	134,904.1
5439000	5/5/1995	70	70	0.3915	27.57	3216	27.2589%	Fecal		CFU/100 mL	200	283.2	86400	-	134,904.1
5439000	3/25/1997	70	70	0.3915	27.57	3216	27.2589%	Fecal		CFU/100 mL	200	283.2	86400	-	134,904.1
5439000	3/29/1997	70	70	0.3915	27.57	3216	27.2589%	Fecal		CFU/100 mL	200	283.2	86400	-	134,904.1
5439000	4/16/1997	70	70	0.3915	27.57	3216	27.2589%	Fecal		CFU/100 mL	200	283.2	86400	-	134,904.1
5439000	5/2/1997	70	70	0.3915	27.57	3216	27.2589%	Fecal		CFU/100 mL	200	283.2	86400	-	134,904.1
5439000	7/10/1998	70	70	0.3915	27.57	3216	27.2589%	Fecal		CFU/100 mL	200	283.2	86400	-	134,904.1
5439000	5/31/1999	70	70	0.3915	27.57	3216	27.2589%	Fecal		CFU/100 mL	200	283.2	86400	-	134,904.1
5439000	3/11/2001	70	70	0.3915	27.57	3216	27.2589%	Fecal		CFU/100 mL	200	283.2	86400	-	134,904.1
5439000	5/6/2007	70	70	0.3915	27.57	3216	27.2589%	Fecal		CFU/100 mL	200	283.2	86400	-	134,904.1
5439000	4/24/2002	69.9	69.9	0.3915	27.53	3242	27.4792%	Fecal		CFU/100 mL	200	283.2	86400	-	134,712.6
5439000	7/11/2014	69.9	69.9	0.3915	27.53	3242	27.4792%	Fecal		CFU/100 mL	200	283.2	86400	-	134,712.6
5439000	4/30/2016	69.9	69.9	0.3915	27.53	3242	27.4792%	Fecal		CFU/100 mL	200	283.2	86400	-	134,712.6
5439000	12/12/2018	69.9	69.9	0.3915	27.53	3242	27.4792%	Fecal		CFU/100 mL	200	283.2	86400	-	134,712.6
5439000	10/3/2008	69.7	69.7	0.3915	27.45	3246	27.5131%	Fecal		CFU/100 mL	200	283.2	86400	-	134,329.4
5439000	4/12/2016	69.7	69.7	0.3915	27.45	3246	27.5131%	Fecal		CFU/100 mL	200	283.2	86400	-	134,329.4
5439000	2/9/2020	69.7	69.7	0.3915	27.45	3246	27.5131%	Fecal		CFU/100 mL	200	283.2	86400	-	134,329.4
5439000	2/5/2005	69.6	69.6	0.3915	27.41	3249	27.5386%	Fecal		CFU/100 mL	200	283.2	86400	-	134,137.8
5439000	6/18/2008	69.6	69.6	0.3915	27.41	3249	27.5386%	Fecal		CFU/100 mL	200	283.2	86400	-	134,137.8
5439000	12/27/2011	69.5	69.5	0.3915	27.37	3251	27.5555%	Fecal		CFU/100 mL	200	283.2	86400	-	133,946.3
5439000	5/14/2012	69.5	69.5	0.3915	27.37	3251	27.5555%	Fecal		CFU/100 mL	200	283.2	86400	-	133,946.3
5439000	3/8/2017	69.5	69.5	0.3915	27.37	3251	27.5555%	Fecal		CFU/100 mL	200	283.2	86400	-	133,946.3
5439000	12/9/2019	69.5	69.5	0.3915	27.37	3251	27.5555%	Fecal		CFU/100 mL	200	283.2	86400	-	133,946.3
5439000	7/4/2015	69.4	69.4	0.3915	27.33	3255	27.5894%	Fecal		CFU/100 mL	200	283.2	86400	-	133,754.7
5439000	12/8/2019	69.4	69.4	0.3915	27.33	3255	27.5894%	Fecal		CFU/100 mL	200	283.2	86400	-	133,754.7
5439000	10/24/1993	69.3	69.3	0.3915	27.29	3257	27.6064%	Fecal		CFU/100 mL	200	283.2	86400	-	133,563.1
5439000	1/3/2007	69.3	69.3	0.3915	27.29	3257	27.6064%	Fecal		CFU/100 mL	200	283.2	86400	-	133,563.1
5439000	7/28/2007	69.3	69.3	0.3915	27.29	3257	27.6064%	Fecal		CFU/100 mL	200	283.2	86400	-	133,563.1
5439000	4/7/2004	69.2	69.2	0.3915	27.25	3260	27.6318%	Fecal		CFU/100 mL	200	283.2	86400	-	133,371.5
5439000	1/8/2009	69.2	69.2	0.3915	27.25	3260	27.6318%	Fecal		CFU/100 mL	200	283.2	86400	-	133,371.5
5439000	7/12/2010	69.2	69.2	0.3915	27.25	3260	27.6318%	Fecal		CFU/100 mL	200	283.2	86400	-	133,371.5
5439000	7/5/2018	69.2	69.2	0.3915	27.25	3260	27.6318%	Fecal		CFU/100 mL	200	283.2	86400	-	133,371.5
5439000	11/15/2019	69.2	69.2	0.3915	27.25	3260	27.6318%	Fecal		CFU/100 mL	200	283.2	86400	-	133,371.5
5439000	11/17/2019	69.2	69.2	0.3915	27.25	3260	27.6318%	Fecal		CFU/100 mL	200	283.2	86400	-	133,371.5
5439000	4/18/2020	69.2	69.2	0.3915	27.25	3260	27.6318%	Fecal		CFU/100 mL	200	283.2	86400	-	133,371.5
5439000	1/2/2007	69.1	69.1	0.3915	27.21	3267	27.6911%	Fecal		CFU/100 mL	200	283.2	86400	-	133,180.0
5439000	6/25/2019	69.1	69.1	0.3915	27.21	3267	27.6911%	Fecal		CFU/100 mL	200	283.2	86400	-	133,180.0
5439000	7/6/2021	69.1	69.1	0.3915	27.21	3267	27.6911%	Fecal		CFU/100 mL	200	283.2	86400	-	133,180.0
5439000	6/21/1990	69	69	0.3915	27.18	3270	27.7166%	Fecal		CFU/100 mL	200	283.2	86400	-	132,988.4
5439000	8/5/1990	69	69	0.3915	27.18	3270	27.7166%	Fecal		CFU/100 mL	200	283.2	86400	-	132,988.4
5439000	4/8/1991	69	69	0.3915	27.18	3270	27.7166%	Fecal		CFU/100 mL	200	283.2	86400	-	132,988.4
5439000	12/15/1996	69	69	0.3915	27.18	3270	27.7166%	Fecal		CFU/100 mL	200	283.2	86400	-	132,988.4
5439000	6/26/1997	69	69	0.3915	27.18	3270	27.7166%	Fecal		CFU/100 mL	200	283.2	86400	-	132,988.4
5439000	2/22/1998	69	69	0.3915	27.18	3270	27.7166%	Fecal		CFU/100 mL	200	283.2	86400	-	132,988.4
5439000	2/26/1998	69	69	0.3915	27.18	3270	27.7166%	Fecal		CFU/100 mL	200	283.2	86400	-	132,988.4

Gage ID	Date	Discharge (CFS)	Gage Discharge (less Surrogate NPDES) (CFS)	Watershed Area Ratio	Calculated flow (CFS)	Rank	Flow Exceedance %	Parameter	Results	Units (mg or micro_gram	Limit/Standard	100mL/CF	sec/day	Actual Load (million colonies/day)	Allowable Load (million colonies/day)
5439000	5/27/1998	69	69	0.3915	27.18	3270	27.7166%	Fecal		CFU/100 mL	200	283.2	86400	-	132,988.4
5439000	6/23/1998	69	69	0.3915	27.18	3270	27.7166%	Fecal		CFU/100 mL	200	283.2	86400	-	132,988.4
5439000	3/24/1999	69	69	0.3915	27.18	3270	27.7166%	Fecal		CFU/100 mL	200	283.2	86400	-	132,988.4
5439000	5/27/1999	69	69	0.3915	27.18	3270	27.7166%	Fecal		CFU/100 mL	200	283.2	86400	-	132,988.4
5439000	5/28/1999	69	69	0.3915	27.18	3270	27.7166%	Fecal		CFU/100 mL	200	283.2	86400	-	132,988.4
5439000	4/10/2001	69	69	0.3915	27.18	3270	27.7166%	Fecal		CFU/100 mL	200	283.2	86400	-	132,988.4
5439000	3/4/2004	69	69	0.3915	27.18	3270	27.7166%	Fecal		CFU/100 mL	200	283.2	86400	-	132,988.4
5439000	7/27/2010	69	69	0.3915	27.18	3270	27.7166%	Fecal		CFU/100 mL	200	283.2	86400	-	132,988.4
5439000	6/5/2015	69	69	0.3915	27.18	3270	27.7166%	Fecal		CFU/100 mL	200	283.2	86400	-	132,988.4
5439000	6/18/2013	68.9	68.9	0.3915	27.14	3286	27.8522%	Fecal		CFU/100 mL	200	283.2	86400	-	132,796.8
5439000	6/22/2016	68.9	68.9	0.3915	27.14	3286	27.8522%	Fecal		CFU/100 mL	200	283.2	86400	-	132,796.8
5439000	6/7/2007	68.8	68.8	0.3915	27.10	3288	27.8691%	Fecal		CFU/100 mL	200	283.2	86400	-	132,605.2
5439000	7/10/2013	68.8	68.8	0.3915	27.10	3288	27.8691%	Fecal		CFU/100 mL	200	283.2	86400	-	132,605.2
5439000	6/3/2017	68.8	68.8	0.3915	27.10	3288	27.8691%	Fecal		CFU/100 mL	200	283.2	86400	-	132,605.2
5439000	5/7/2007	68.7	68.7	0.3915	27.06	3291	27.8946%	Fecal		CFU/100 mL	200	283.2	86400	-	132,413.7
5439000	10/15/2014	68.7	68.7	0.3915	27.06	3291	27.8946%	Fecal		CFU/100 mL	200	283.2	86400	-	132,413.7
5439000	4/20/2019	68.7	68.7	0.3915	27.06	3291	27.8946%	Fecal		CFU/100 mL	200	283.2	86400	-	132,413.7
5439000	6/28/2006	68.6	68.6	0.3915	27.02	3294	27.9200%	Fecal		CFU/100 mL	200	283.2	86400	-	132,222.1
5439000	5/27/2010	68.4	68.4	0.3915	26.94	3295	27.9285%	Fecal		CFU/100 mL	200	283.2	86400	-	131,839.0
5439000	3/10/2016	68.4	68.4	0.3915	26.94	3295	27.9285%	Fecal		CFU/100 mL	200	283.2	86400	-	131,839.0
5439000	12/18/1993	68.2	68.2	0.3915	26.86	3297	27.9454%	Fecal		CFU/100 mL	200	283.2	86400	-	131,455.8
5439000	4/4/2010	68.2	68.2	0.3915	26.86	3297	27.9454%	Fecal		CFU/100 mL	200	283.2	86400	-	131,455.8
5439000	4/16/2011	68.2	68.2	0.3915	26.86	3297	27.9454%	Fecal		CFU/100 mL	200	283.2	86400	-	131,455.8
5439000	4/7/2014	68.2	68.2	0.3915	26.86	3297	27.9454%	Fecal		CFU/100 mL	200	283.2	86400	-	131,455.8
5439000	6/23/2004	68.1	68.1	0.3915	26.82	3301	27.9793%	Fecal		CFU/100 mL	200	283.2	86400	-	131,264.2
5439000	1/7/2010	68.1	68.1	0.3915	26.82	3301	27.9793%	Fecal		CFU/100 mL	200	283.2	86400	-	131,264.2
5439000	10/6/2018	68.1	68.1	0.3915	26.82	3301	27.9793%	Fecal		CFU/100 mL	200	283.2	86400	-	131,264.2
5439000	4/12/2020	68.1	68.1	0.3915	26.82	3301	27.9793%	Fecal		CFU/100 mL	200	283.2	86400	-	131,264.2
5439000	4/20/1990	68	68	0.3915	26.78	3305	28.0132%	Fecal		CFU/100 mL	200	283.2	86400	-	131,072.7
5439000	4/21/1990	68	68	0.3915	26.78	3305	28.0132%	Fecal		CFU/100 mL	200	283.2	86400	-	131,072.7
5439000	6/1/1990	68	68	0.3915	26.78	3305	28.0132%	Fecal		CFU/100 mL	200	283.2	86400	-	131,072.7
5439000	12/18/1991	68	68	0.3915	26.78	3305	28.0132%	Fecal		CFU/100 mL	200	283.2	86400	-	131,072.7
5439000	2/21/1992	68	68	0.3915	26.78	3305	28.0132%	Fecal		CFU/100 mL	200	283.2	86400	-	131,072.7
5439000	2/3/1993	68	68	0.3915	26.78	3305	28.0132%	Fecal		CFU/100 mL	200	283.2	86400	-	131,072.7
5439000	2/8/1993	68	68	0.3915	26.78	3305	28.0132%	Fecal		CFU/100 mL	200	283.2	86400	-	131,072.7
5439000	3/19/1995	68	68	0.3915	26.78	3305	28.0132%	Fecal		CFU/100 mL	200	283.2	86400	-	131,072.7
5439000	6/13/1995	68	68	0.3915	26.78	3305	28.0132%	Fecal		CFU/100 mL	200	283.2	86400	-	131,072.7
5439000	3/17/1997	68	68	0.3915	26.78	3305	28.0132%	Fecal		CFU/100 mL	200	283.2	86400	-	131,072.7
5439000	3/26/1997	68	68	0.3915	26.78	3305	28.0132%	Fecal		CFU/100 mL	200	283.2	86400	-	131,072.7
5439000	3/27/1997	68	68	0.3915	26.78	3305	28.0132%	Fecal		CFU/100 mL	200	283.2	86400	-	131,072.7
5439000	3/28/1997	68	68	0.3915	26.78	3305	28.0132%	Fecal		CFU/100 mL	200	283.2	86400	-	131,072.7
5439000	4/17/1997	68	68	0.3915	26.78	3305	28.0132%	Fecal		CFU/100 mL	200	283.2	86400	-	131,072.7
5439000	5/18/1997	68	68	0.3915	26.78	3305	28.0132%	Fecal		CFU/100 mL	200	283.2	86400	-	131,072.7
5439000	6/12/1997	68	68	0.3915	26.78	3305	28.0132%	Fecal		CFU/100 mL	200	283.2	86400	-	131,072.7
5439000	1/14/1998	68	68	0.3915	26.78	3305	28.0132%	Fecal		CFU/100 mL	200	283.2	86400	-	131,072.7
5439000	12/12/1998	68	68	0.3915	26.78	3305	28.0132%	Fecal		CFU/100 mL	200	283.2	86400	-	131,072.7
5439000	6/26/1999	68	68	0.3915	26.78	3305	28.0132%	Fecal		CFU/100 mL	200	283.2	86400	-	131,072.7
5439000	3/2/2000	68	68	0.3915	26.78	3305	28.0132%	Fecal		CFU/100 mL	200	283.2	86400	-	131,072.7
5439000	5/15/2000	68	68	0.3915	26.78	3305	28.0132%	Fecal		CFU/100 mL	200	283.2	86400	-	131,072.7
5439000	6/8/2000	68	68	0.3915	26.78	3305	28.0132%	Fecal		CFU/100 mL	200	283.2	86400	-	131,072.7
5439000	7/8/2000	68	68	0.3915	26.78	3305	28.0132%	Fecal		CFU/100 mL	200	283.2	86400	-	131,072.7
5439000	11/9/2000	68	68	0.3915	26.78	3305	28.0132%	Fecal		CFU/100 mL	200	283.2	86400	-	131,072.7
5439000	6/13/2001	68	68	0.3915	26.78	3305	28.0132%	Fecal		CFU/100 mL	200	283.2	86400	-	131,072.7
5439000	12/4/2006	68	68	0.3915	26.78	3305	28.0132%	Fecal		CFU/100 mL	200	283.2	86400	-	131,072.7
5439000	7/18/2020	68	68	0.3915	26.78	3305	28.0132%	Fecal		CFU/100 mL	200	283.2	86400	-	131,072.7
5439000	12/7/2019	67.9	67.9	0.3915	26.74	3332	28.2421%	Fecal		CFU/100 mL	200	283.2	86400	-	130,881.1
5439000	5/28/2007	67.8	67.8	0.3915	26.71	3333	28.2506%	Fecal		CFU/100 mL	200	283.2	86400	-	130,689.5
5439000	10/30/2017	67.8	67.8	0.3915	26.71	3333	28.2506%	Fecal		CFU/100 mL	200	283.2	86400	-	130,689.5
5439000	4/28/2004	67.7	67.7	0.3915	26.67	3335	28.2675%	Fecal		CFU/100 mL	200	283.2	86400	-	130,497.9
5439000	4/19/2007	67.7	67.7	0.3915	26.67	3335	28.2675%	Fecal		CFU/100 mL	200	283.2	86400	-	130,497.9
5439000	12/12/2015	67.7	67.7	0.3915	26.67	3335	28.2675%	Fecal		CFU/100 mL	200	283.2	86400	-	130,497.9
5439000	5/9/2018	67.7	67.7	0.3915	26.67	3335	28.2675%	Fecal		CFU/100 mL	200	283.2	86400	-	130,497.9
5439000	4/1/2021	67.7	67.7	0.3915	26.67	3335	28.2675%	Fecal		CFU/100 mL	200	283.2	86400	-	130,497.9
5439000	2/10/2020	67.6	67.6	0.3915	26.63	3340	28.3099%	Fecal		CFU/100 mL	200	283.2	86400	-	130,306.4
5439000	3/3/2020	67.6	67.6	0.3915	26.63	3340	28.3099%	Fecal		CFU/100 mL	200	283.2	86400	-	130,306.4
5439000	4/11/2020	67.6	67.6	0.3915	26.63	3340	28.3099%	Fecal		CFU/100 mL	200	283.2	86400	-	130,306.4
5439000	5/12/2021	67.6	67.6	0.3915	26.63	3340	28.3099%	Fecal		CFU/100 mL	200	283.2	86400	-	130,306.4
5439000	4/23/2008	67.5	67.5	0.3915	26.59	3344	28.3438%	Fecal		CFU/100 mL	200	283.2	86400	-	130,114.8
5439000	5/9/2011	67.5	67.5	0.3915	26.59	3344	28.3438%	Fecal		CFU/100 mL	200	283.2	86400	-	130,114.8
5439000	6/20/2016	67.5	67.5	0.3915	26.59	3344	28.3438%	Fecal		CFU/100 mL	200	283.2	86400	-	130,114.8
5439000	11/13/2008	67.4	67.4	0.3915	26.55	3347	28.3692%	Fecal		CFU/100 mL	200	283.2	86400	-	129,923.2
5439000	5/11/2013	67.4	67.4	0.3915	26.55	3347	28.3692%	Fecal		CFU/100 mL	200	283.2	86400	-	129,923.2
5439000	3/1/2004	67.3	67.3	0.3915	26.51	3349	28.3862%	Fecal		CFU/100 mL	200	283.2	86400	-	129,731.6
5439000	4/24/2008	67.3	67.3	0.3915	26.51	3349	28.3862%	Fecal		CFU/100 mL	200	283.2	86400	-	129,731.6
5439000	11/12/2009	67.3	67.3	0.3915	26.51	3349	28.3862%	Fecal		CFU/100 mL	200	283.2	86400	-	129,731.6
5439000	11/16/2019	67.3	67.3	0.3915	26.51	3349	28.3862%	Fecal		CFU/100 mL	200	283.2	86400	-	129,731.6
5439000	4/15/2021	67.3	67.3	0.3915	26.51	3349	28.3862%	Fecal		CFU/100 mL	200	283.2	86400	-	129,731.6
5439000	12/21/1993	67.2	67.2	0.3915	26.47	3354	28.4285%	Fecal		CFU/100 mL	200	283.2	86400	-	129,540.1
5439000	3/2/1994	67.2	67.2	0.3915	26.47	3354	28.4285%	Fecal		CFU/100 mL	200	283.2	86400	-	129,540.1
5439000	3/19/2011	67.2	67.2	0.3915	26.47	3354	28.4285%	Fecal		CFU/100 mL	200	283.2	86400	-	129,540.1
5439000	4/10/2007	67.1	67.1	0.3915	26.43	3357	28.4540%	Fecal		CFU/100 mL	200	283.2	86400	-	129,348.5
5439000	4/26/2008	67.1	67.1	0.3915	26.43	3357	28.4540%	Fecal		CFU/100 mL	200	283.2	86400	-	129,348.5
5439000	1/9/2009	67.1	67.1	0.3915	26.43	3357	28.4540%	Fecal		CFU/100 mL	200	283.2	86400	-	129,348.5
5439000	2/1/2010	67.1	67.1	0.3915	26.43	3357	28.4540%	Fecal		CFU/100 mL	200	283.2	86400	-	129,348.5
5439000	3/16/2012	67.1	67.1	0.3915	26.43	3357	28.4540%	Fecal		CFU/100 mL	200	283.2	86400	-	129,348.5
5439000	7/5/2019	67.1	67.1	0.3915	26.43	3357	28.4540%	Fecal		CFU/100 mL	200	283.2	86400	-	129,348.5
5439000	6/2/1990	67	67	0.3915	26.39	3363	28.5048%	Fecal		CFU/100 mL	200	283.2	86400	-	129,156.9
5439000	6/26/1990	67	67	0.3915	26.39	3363	28.5048%	Fecal		CFU/100 mL	200	283.2	86400	-	129,156.9
5439000	4/29/1991	67	67	0.3915	26.39	3363	28.5048%	Fecal		CFU/100 mL	200	283.2	86400	-	129,156.9
5439000	5/10/1991	67	67	0.3915	26.39	3363	28.5048%	Fecal		CFU/100 mL	200	283.2	86400	-	129,156.9
5439000	6/10/1991	67	67	0.3915	26.39	3363	28.5048%	Fecal		CFU/100 mL	200	283.2	86400	-	129,156.9
5439000	1/20/1993	67	67	0.3915	26.39	3363	28.5048%	Fecal		CFU/100 mL	200	283.2	86400	-	129,156.9
5439000	12/2/1994	67	67	0.3915	26.39	3363	28.5048%	Fecal		CFU/100 mL	200	283.2	86400	-	129,156.9
5439000	3/20/1995	67	67	0.3915	26.39	3363	28.5048%	Fecal		CFU/100 mL	200	283.2	86400	-	129,156.9
5439000	3/31/1995	67	67	0.3915	26.39	3363	28.5048%	Fecal		CFU/100 mL	200	283.2	86400	-	129,156.9
5439000	6/16/1995	67	67	0.3915	26.39	3363	28.5048%	Fecal		CFU/100 mL	200	283.2	86400	-	129,156.9
5439000	8/15/1995	67	67	0.3915	26.39	3363	28.5048%	Fecal		CFU/100 mL	200	283.2	86400	-	129,156.9
5439000	5/15/1997	67	67	0.3915	26.39	3363	28.5048%	Fecal		CFU/100 mL	200	283.2	86400	-	129,156.9
5439000	2/24/1998	67	67	0.3915	26.39	3363	28.5048%	Fecal		CFU/100 mL	200	283.2	86400	-	129,156.9
5439000	3/5/1998	67	67	0.3915	26.39	3363	28.5048%	Fecal		CFU/100 mL	200	283.2	86400	-	129,156.9
5439000	7/6/1998	67	67	0.3915	26.39	3363	28.5048%	Fecal		CFU/100 mL	200	283.2	86400	-	129,156.9
5439000	11/15/1998	67	67	0.3915	26.39	3363	28.5048%	Fecal		CFU/100 mL	200	283.2	86400	-	129,156.9
5439000	4/28/2000	67	67	0.3915	26.39	3363	28.5048%	Fecal		CFU/100 mL	200	283.2	86400	-	129,156.9
5439000	4/22/2001	67	67	0.3915	26.39	3363	28.5048%	Fecal		CFU/100 mL	200	283.2	86400	-	129,156.9
5439000	6/29/2009	67	67	0.3915	26.39	3363	28.5048%	Fecal		CFU/100 mL	200	283.2	86400	-	129,156.9
5439000	3/9/2005	66.9	66.9	0.3915	26.35	3382	28.6659%	Fecal		CFU/100 mL	200	283.2	86400	-	128,965.4
5439000	2/28/2012	66.9	66.9	0.3915	26.35	3382	28.6659%	Fecal		CFU/100 mL	200	283.2	86400	-	128,965.4
5439000	4/20/2015	66.9	66.9	0.3915	26.35	3382	28.6659%	Fecal		CFU/100 mL	200	283.2	86400	-	128,965.4
5439000	6/7/2016	66.9	66.9	0.3915	26.35	3382	28.6659%	Fecal		CFU/100 mL	200	283.2	86400	-	128,965.4
5439000	1/8/2007	66.8	66.8	0.3915	26.31	3386	28.6998%	Fecal		CFU/100 mL	200	283.2	86400	-	128,773.8
5439000	7/24/2011	66.8	66.8	0.3915	26.31	3386	28.6998%	Fecal		CFU/100 mL	200	283.2	86400	-	128,773.8
5439000	4/15/2015	66.8	66.8	0.3915	26.31	3386	28.6998%	Fecal		CFU/100 mL	200	283.2	86400	-	128,773.8
5439000	3/7/2019	66.8	66.8	0.3915	26.31	3386	28.6998%	Fecal		CFU/100 mL	200	283.2	86400	-	128,773.8
5439000	12/26/2011	66.7	66.7	0.3915	26.28	3390	28.7337%	Fecal		CFU/100 mL	200	283.2	86400	-	128,582.2
5439000	6/18/2017	66.7	66.7	0.3915	26.28	3390	28.7337%	Fecal		CFU/100 mL	200	283.2	86400	-	128,582.2
5439000	1/27/2019	66.7	66.7	0.3915	26.28	3390	28.7337%	Fecal		CFU/100 mL	200	283.2	86400	-	128,582.2
5439000	12/5/2006	66.5	66.5	0.3915	26.20	3393	28.7591%	Fecal		CFU/100 mL	200	283.2	86400	-	128,199.1
5439000	12/8/2011	66.5	66.5	0.3915	26.20	3393	28.7591%	Fecal		CFU/100 mL	200	283.2	86400	-	128,199.1
5439000	6/15/2014	66.5	66.5	0.3915	26.20	3393	28.7591%	Fecal		CFU/100 mL	200	283.2	86400	-	128,199.1
5439000	6/5/2020	66.5	66.5	0.3915	26.20	3393	28.7591%	Fecal		CFU/100 mL	200	283.2	86400	-	128,199.1
5439000	5/24/2010	66.4	66.4	0.3915	26.16	3397	28.7930%	Fecal		CFU/100 mL	200	283.2	86400	-	128,007.5
5439000	2/13/2013	66.4	66.4	0.3915	26.16	3397	28.7930%	Fecal		CFU/100 mL	200	283.2	86400	-	128,007.5
5439000	1/10/2020	66.4	66.4	0.3915	26.16	3397	28.7930%	Fecal		CFU/100 mL	200	283.2	86400	-	128,007.5
5439000	5/30/2003	66.3	66.3	0.3915	26.12	3400	28.8184%	Fecal		CFU/100 mL	200	283.2	86400	-	127,815.9
5439000	7/26/2007	66.3	66.3	0.3915	26.12	3400	28.8184%	Fecal		CFU/100 mL	200	283.2	86400	-	127,815.9
5439000	4/13/2016	66.3	66.3	0.3915	26.12	3400	28.8184%	Fecal		CFU/100 mL	200	283.2	86400	-	127,815.9

Gage ID	Date	Discharge (CFS)	Gage Discharge (less Surrogate NPDES) (CFS)	Watershed Area Ratio	Calculated flow (CFS)	Rank	Flow Exceedance %	Parameter	Results	Units (mg or micro_gram	Limit/Standard	100mL/CF	sec/day	Actual Load (million colonies/day)	Allowable Load (million colonies/day)
5439000	2/15/2020	66.3	66.3	0.3915	26.12	3400	28.8184%	Fecal		CFU/100 mL	200	283.2	86400	-	127,815.9
5439000	5/12/2020	66.3	66.3	0.3915	26.12	3400	28.8184%	Fecal		CFU/100 mL	200	283.2	86400	-	127,815.9
5439000	2/22/2005	66.2	66.2	0.3915	26.08	3405	28.8608%	Fecal		CFU/100 mL	200	283.2	86400	-	127,624.3
5439000	3/29/2011	66.2	66.2	0.3915	26.08	3405	28.8608%	Fecal		CFU/100 mL	200	283.2	86400	-	127,624.3
5439000	5/10/2011	66.2	66.2	0.3915	26.08	3405	28.8608%	Fecal		CFU/100 mL	200	283.2	86400	-	127,624.3
5439000	7/6/2019	66.2	66.2	0.3915	26.08	3405	28.8608%	Fecal		CFU/100 mL	200	283.2	86400	-	127,624.3
5439000	5/9/2010	66.1	66.1	0.3915	26.04	3409	28.8947%	Fecal		CFU/100 mL	200	283.2	86400	-	127,432.8
5439000	7/21/2015	66.1	66.1	0.3915	26.04	3409	28.8947%	Fecal		CFU/100 mL	200	283.2	86400	-	127,432.8
5439000	4/2/1990	66	66	0.3915	26.00	3411	28.9117%	Fecal		CFU/100 mL	200	283.2	86400	-	127,241.2
5439000	4/22/1990	66	66	0.3915	26.00	3411	28.9117%	Fecal		CFU/100 mL	200	283.2	86400	-	127,241.2
5439000	12/23/1990	66	66	0.3915	26.00	3411	28.9117%	Fecal		CFU/100 mL	200	283.2	86400	-	127,241.2
5439000	12/6/1991	66	66	0.3915	26.00	3411	28.9117%	Fecal		CFU/100 mL	200	283.2	86400	-	127,241.2
5439000	3/15/1992	66	66	0.3915	26.00	3411	28.9117%	Fecal		CFU/100 mL	200	283.2	86400	-	127,241.2
5439000	4/11/1992	66	66	0.3915	26.00	3411	28.9117%	Fecal		CFU/100 mL	200	283.2	86400	-	127,241.2
5439000	4/26/1992	66	66	0.3915	26.00	3411	28.9117%	Fecal		CFU/100 mL	200	283.2	86400	-	127,241.2
5439000	5/16/1993	66	66	0.3915	26.00	3411	28.9117%	Fecal		CFU/100 mL	200	283.2	86400	-	127,241.2
5439000	5/17/1993	66	66	0.3915	26.00	3411	28.9117%	Fecal		CFU/100 mL	200	283.2	86400	-	127,241.2
5439000	6/15/1995	66	66	0.3915	26.00	3411	28.9117%	Fecal		CFU/100 mL	200	283.2	86400	-	127,241.2
5439000	11/18/1995	66	66	0.3915	26.00	3411	28.9117%	Fecal		CFU/100 mL	200	283.2	86400	-	127,241.2
5439000	11/19/1995	66	66	0.3915	26.00	3411	28.9117%	Fecal		CFU/100 mL	200	283.2	86400	-	127,241.2
5439000	5/17/1996	66	66	0.3915	26.00	3411	28.9117%	Fecal		CFU/100 mL	200	283.2	86400	-	127,241.2
5439000	8/18/1996	66	66	0.3915	26.00	3411	28.9117%	Fecal		CFU/100 mL	200	283.2	86400	-	127,241.2
5439000	4/19/1997	66	66	0.3915	26.00	3411	28.9117%	Fecal		CFU/100 mL	200	283.2	86400	-	127,241.2
5439000	5/22/1997	66	66	0.3915	26.00	3411	28.9117%	Fecal		CFU/100 mL	200	283.2	86400	-	127,241.2
5439000	2/23/1998	66	66	0.3915	26.00	3411	28.9117%	Fecal		CFU/100 mL	200	283.2	86400	-	127,241.2
5439000	5/29/1998	66	66	0.3915	26.00	3411	28.9117%	Fecal		CFU/100 mL	200	283.2	86400	-	127,241.2
5439000	12/6/1998	66	66	0.3915	26.00	3411	28.9117%	Fecal		CFU/100 mL	200	283.2	86400	-	127,241.2
5439000	3/3/1999	66	66	0.3915	26.00	3411	28.9117%	Fecal		CFU/100 mL	200	283.2	86400	-	127,241.2
5439000	7/22/1999	66	66	0.3915	26.00	3411	28.9117%	Fecal		CFU/100 mL	200	283.2	86400	-	127,241.2
5439000	7/15/2000	66	66	0.3915	26.00	3411	28.9117%	Fecal		CFU/100 mL	200	283.2	86400	-	127,241.2
5439000	3/30/2001	66	66	0.3915	26.00	3411	28.9117%	Fecal		CFU/100 mL	200	283.2	86400	-	127,241.2
5439000	3/31/2001	66	66	0.3915	26.00	3411	28.9117%	Fecal		CFU/100 mL	200	283.2	86400	-	127,241.2
5439000	4/5/2001	66	66	0.3915	26.00	3411	28.9117%	Fecal		CFU/100 mL	200	283.2	86400	-	127,241.2
5439000	4/23/2001	66	66	0.3915	26.00	3411	28.9117%	Fecal		CFU/100 mL	200	283.2	86400	-	127,241.2
5439000	1/17/2005	66	66	0.3915	26.00	3411	28.9117%	Fecal		CFU/100 mL	200	283.2	86400	-	127,241.2
5439000	12/3/2006	66	66	0.3915	26.00	3411	28.9117%	Fecal		CFU/100 mL	200	283.2	86400	-	127,241.2
5439000	6/4/2017	66	66	0.3915	26.00	3411	28.9117%	Fecal		CFU/100 mL	200	283.2	86400	-	127,241.2
5439000	4/27/2002	65.9	65.9	0.3915	25.96	3440	29.1575%	Fecal		CFU/100 mL	200	283.2	86400	-	127,049.6
5439000	11/3/2016	65.8	65.8	0.3915	25.92	3441	29.1660%	Fecal		CFU/100 mL	200	283.2	86400	-	126,858.0
5439000	1/22/2020	65.8	65.8	0.3915	25.92	3441	29.1660%	Fecal		CFU/100 mL	200	283.2	86400	-	126,858.0
5439000	4/25/2020	65.8	65.8	0.3915	25.92	3441	29.1660%	Fecal		CFU/100 mL	200	283.2	86400	-	126,858.0
5439000	11/28/2011	65.7	65.7	0.3915	25.88	3444	29.1914%	Fecal		CFU/100 mL	200	283.2	86400	-	126,666.5
5439000	2/27/2020	65.7	65.7	0.3915	25.88	3444	29.1914%	Fecal		CFU/100 mL	200	283.2	86400	-	126,666.5
5439000	6/20/2002	65.6	65.6	0.3915	25.84	3446	29.2083%	Fecal		CFU/100 mL	200	283.2	86400	-	126,474.9
5439000	6/27/2020	65.6	65.6	0.3915	25.84	3446	29.2083%	Fecal		CFU/100 mL	200	283.2	86400	-	126,474.9
5439000	1/7/2007	65.5	65.5	0.3915	25.81	3448	29.2253%	Fecal		CFU/100 mL	200	283.2	86400	-	126,283.3
5439000	3/26/2015	65.5	65.5	0.3915	25.81	3448	29.2253%	Fecal		CFU/100 mL	200	283.2	86400	-	126,283.3
5439000	11/22/2017	65.5	65.5	0.3915	25.81	3448	29.2253%	Fecal		CFU/100 mL	200	283.2	86400	-	126,283.3
5439000	8/14/1994	65.4	65.4	0.3915	25.77	3451	29.2507%	Fecal		CFU/100 mL	200	283.2	86400	-	126,091.8
5439000	3/19/2002	65.4	65.4	0.3915	25.77	3451	29.2507%	Fecal		CFU/100 mL	200	283.2	86400	-	126,091.8
5439000	12/30/2011	65.3	65.3	0.3915	25.73	3453	29.2677%	Fecal		CFU/100 mL	200	283.2	86400	-	125,900.2
5439000	4/3/2019	65.3	65.3	0.3915	25.73	3453	29.2677%	Fecal		CFU/100 mL	200	283.2	86400	-	125,900.2
5439000	6/9/2020	65.3	65.3	0.3915	25.73	3453	29.2677%	Fecal		CFU/100 mL	200	283.2	86400	-	125,900.2
5439000	2/22/2008	65.2	65.2	0.3915	25.69	3456	29.2931%	Fecal		CFU/100 mL	200	283.2	86400	-	125,708.6
5439000	8/23/2011	65.2	65.2	0.3915	25.69	3456	29.2931%	Fecal		CFU/100 mL	200	283.2	86400	-	125,708.6
5439000	12/2/2009	65.1	65.1	0.3915	25.65	3458	29.3101%	Fecal		CFU/100 mL	200	283.2	86400	-	125,517.0
5439000	8/1/2017	65.1	65.1	0.3915	25.65	3458	29.3101%	Fecal		CFU/100 mL	200	283.2	86400	-	125,517.0
5439000	12/31/1990	65	65	0.3915	25.61	3460	29.3270%	Fecal		CFU/100 mL	200	283.2	86400	-	125,325.5
5439000	2/23/1992	65	65	0.3915	25.61	3460	29.3270%	Fecal		CFU/100 mL	200	283.2	86400	-	125,325.5
5439000	3/2/1992	65	65	0.3915	25.61	3460	29.3270%	Fecal		CFU/100 mL	200	283.2	86400	-	125,325.5
5439000	3/29/1992	65	65	0.3915	25.61	3460	29.3270%	Fecal		CFU/100 mL	200	283.2	86400	-	125,325.5
5439000	4/15/1992	65	65	0.3915	25.61	3460	29.3270%	Fecal		CFU/100 mL	200	283.2	86400	-	125,325.5
5439000	12/10/1992	65	65	0.3915	25.61	3460	29.3270%	Fecal		CFU/100 mL	200	283.2	86400	-	125,325.5
5439000	1/16/1993	65	65	0.3915	25.61	3460	29.3270%	Fecal		CFU/100 mL	200	283.2	86400	-	125,325.5
5439000	1/26/1995	65	65	0.3915	25.61	3460	29.3270%	Fecal		CFU/100 mL	200	283.2	86400	-	125,325.5
5439000	11/21/1995	65	65	0.3915	25.61	3460	29.3270%	Fecal		CFU/100 mL	200	283.2	86400	-	125,325.5
5439000	12/14/1996	65	65	0.3915	25.61	3460	29.3270%	Fecal		CFU/100 mL	200	283.2	86400	-	125,325.5
5439000	5/23/1997	65	65	0.3915	25.61	3460	29.3270%	Fecal		CFU/100 mL	200	283.2	86400	-	125,325.5
5439000	5/28/1997	65	65	0.3915	25.61	3460	29.3270%	Fecal		CFU/100 mL	200	283.2	86400	-	125,325.5
5439000	2/8/1998	65	65	0.3915	25.61	3460	29.3270%	Fecal		CFU/100 mL	200	283.2	86400	-	125,325.5
5439000	5/28/1998	65	65	0.3915	25.61	3460	29.3270%	Fecal		CFU/100 mL	200	283.2	86400	-	125,325.5
5439000	6/24/1998	65	65	0.3915	25.61	3460	29.3270%	Fecal		CFU/100 mL	200	283.2	86400	-	125,325.5
5439000	10/23/1998	65	65	0.3915	25.61	3460	29.3270%	Fecal		CFU/100 mL	200	283.2	86400	-	125,325.5
5439000	2/20/1999	65	65	0.3915	25.61	3460	29.3270%	Fecal		CFU/100 mL	200	283.2	86400	-	125,325.5
5439000	2/28/1999	65	65	0.3915	25.61	3460	29.3270%	Fecal		CFU/100 mL	200	283.2	86400	-	125,325.5
5439000	3/29/2010	65	65	0.3915	25.61	3460	29.3270%	Fecal		CFU/100 mL	200	283.2	86400	-	125,325.5
5439000	1/31/2013	65	65	0.3915	25.61	3460	29.3270%	Fecal		CFU/100 mL	200	283.2	86400	-	125,325.5
5439000	3/22/2013	65	65	0.3915	25.61	3460	29.3270%	Fecal		CFU/100 mL	200	283.2	86400	-	125,325.5
5439000	2/19/2018	65	65	0.3915	25.61	3460	29.3270%	Fecal		CFU/100 mL	200	283.2	86400	-	125,325.5
5439000	1/20/2019	65	65	0.3915	25.61	3460	29.3270%	Fecal		CFU/100 mL	200	283.2	86400	-	125,325.5
5439000	6/28/2019	65	65	0.3915	25.61	3460	29.3270%	Fecal		CFU/100 mL	200	283.2	86400	-	125,325.5
5439000	6/25/2011	64.9	64.9	0.3915	25.57	3484	29.5304%	Fecal		CFU/100 mL	200	283.2	86400	-	125,133.9
5439000	3/31/2021	64.9	64.9	0.3915	25.57	3484	29.5304%	Fecal		CFU/100 mL	200	283.2	86400	-	125,133.9
5439000	5/13/2018	64.8	64.8	0.3915	25.53	3486	29.5474%	Fecal		CFU/100 mL	200	283.2	86400	-	124,942.3
5439000	3/1/1994	64.7	64.7	0.3915	25.49	3487	29.5559%	Fecal		CFU/100 mL	200	283.2	86400	-	124,750.7
5439000	3/10/2005	64.7	64.7	0.3915	25.49	3487	29.5559%	Fecal		CFU/100 mL	200	283.2	86400	-	124,750.7
5439000	10/11/2008	64.7	64.7	0.3915	25.49	3487	29.5559%	Fecal		CFU/100 mL	200	283.2	86400	-	124,750.7
5439000	1/1/2012	64.7	64.7	0.3915	25.49	3487	29.5559%	Fecal		CFU/100 mL	200	283.2	86400	-	124,750.7
5439000	4/23/2002	64.6	64.6	0.3915	25.45	3491	29.5898%	Fecal		CFU/100 mL	200	283.2	86400	-	124,559.2
5439000	5/29/2003	64.6	64.6	0.3915	25.45	3491	29.5898%	Fecal		CFU/100 mL	200	283.2	86400	-	124,559.2
5439000	4/12/2011	64.6	64.6	0.3915	25.45	3491	29.5898%	Fecal		CFU/100 mL	200	283.2	86400	-	124,559.2
5439000	7/2/2019	64.6	64.6	0.3915	25.45	3491	29.5898%	Fecal		CFU/100 mL	200	283.2	86400	-	124,559.2
5439000	4/8/2004	64.5	64.5	0.3915	25.41	3495	29.6237%	Fecal		CFU/100 mL	200	283.2	86400	-	124,367.6
5439000	5/20/2008	64.5	64.5	0.3915	25.41	3495	29.6237%	Fecal		CFU/100 mL	200	283.2	86400	-	124,367.6
5439000	6/9/2015	64.5	64.5	0.3915	25.41	3495	29.6237%	Fecal		CFU/100 mL	200	283.2	86400	-	124,367.6
5439000	7/8/2016	64.5	64.5	0.3915	25.41	3495	29.6237%	Fecal		CFU/100 mL	200	283.2	86400	-	124,367.6
5439000	3/11/2018	64.5	64.5	0.3915	25.41	3495	29.6237%	Fecal		CFU/100 mL	200	283.2	86400	-	124,367.6
5439000	3/20/2002	64.4	64.4	0.3915	25.37	3500	29.6660%	Fecal		CFU/100 mL	200	283.2	86400	-	124,176.0
5439000	9/12/2007	64.4	64.4	0.3915	25.37	3500	29.6660%	Fecal		CFU/100 mL	200	283.2	86400	-	124,176.0
5439000	4/17/2010	64.4	64.4	0.3915	25.37	3500	29.6660%	Fecal		CFU/100 mL	200	283.2	86400	-	124,176.0
5439000	5/11/2011	64.4	64.4	0.3915	25.37	3500	29.6660%	Fecal		CFU/100 mL	200	283.2	86400	-	124,176.0
5439000	3/31/2013	64.4	64.4	0.3915	25.37	3500	29.6660%	Fecal		CFU/100 mL	200	283.2	86400	-	124,176.0
5439000	3/1/2005	64.3	64.3	0.3915	25.34	3505	29.7084%	Fecal		CFU/100 mL	200	283.2	86400	-	123,984.4
5439000	1/4/2012	64.3	64.3	0.3915	25.34	3505	29.7084%	Fecal		CFU/100 mL	200	283.2	86400	-	123,984.4
5439000	2/7/2012	64.3	64.3	0.3915	25.34	3505	29.7084%	Fecal		CFU/100 mL	200	283.2	86400	-	123,984.4
5439000	4/15/2019	64.3	64.3	0.3915	25.34	3505	29.7084%	Fecal		CFU/100 mL	200	283.2	86400	-	123,984.4
5439000	2/27/2002	64.1	64.1	0.3915	25.26	3509	29.7423%	Fecal		CFU/100 mL	200	283.2	86400	-	123,601.3
5439000	5/19/2006	64.1	64.1	0.3915	25.26	3509	29.7423%	Fecal		CFU/100 mL	200	283.2	86400	-	123,601.3
5439000	11/1/2008	64.1	64.1	0.3915	25.26	3509	29.7423%	Fecal		CFU/100 mL	200	283.2	86400	-	123,601.3
5439000	7/25/2016	64.1	64.1	0.3915	25.26	3509	29.7423%	Fecal		CFU/100 mL	200	283.2	86400	-	123,601.3
5439000	2/17/2019	64.1	64.1	0.3915	25.26	3509	29.7423%	Fecal		CFU/100 mL	200	283.2	86400	-	123,601.3
5439000	4/23/2019	64.1	64.1	0.3915	25.26	3509	29.7423%	Fecal		CFU/100 mL	200	283.2	86400	-	123,601.3
5439000	4/23/1990	64	64	0.3915	25.22	3515	29.7932%	Fecal		CFU/100 mL	200	283.2	86400	-	123,409.7
5439000	2/13/1991	64	64	0.3915	25.22	3515	29.7932%	Fecal		CFU/100 mL	200	283.2	86400	-	123,409.7
5439000	4/28/1991	64	64	0.3915	25.22	3515	29.7932%	Fecal		CFU/100 mL	200	283.2	86400	-	123,409.7
5439000	1/19/1992	64	64	0.3915	25.22	3515	29.7932%	Fecal		CFU/100 mL	200	283.2	86400	-	123,409.7
5439000	3/24/1992	64	64	0.3915	25.22	3515	29.7932%	Fecal		CFU/100 mL	200	283.2	86400	-	123,409.7
5439000	8/26/1993	64	64	0.3915	25.22	3515	29.7932%	Fecal		CFU/100 mL	200	283.2	86400	-	123,409.7
5439000	7/3/1994	64	64	0.3915	25.22	3515	29.7932%	Fecal		CFU/100 mL	200	283.2	86400	-	123,409.7
5439000	11/3/1994	64	64	0.3915	25.22	3515	29.7932%	Fecal		CFU/100 mL	200	283.2	86400	-	123,409.7
5439000	3/6/1998	64	64	0.3915	25.22	3515	29.7932%	Fecal		CFU/100 mL	200	283.2	86400	-	123,409.7
5439000	3/10/1999	64	64	0.3915	25.22	3515	29.7932%	Fecal		CFU/100 mL	200	283.2	86400	-	123,409.7
5439000	5/29/1999	64	64	0.3915	25.22	3515	29.7932%	Fecal		CFU/100 mL	200	283.2	86400	-	123,409.7
5439000	1/17/2008	64	64	0.3915	25.22	3515	29.7932%	Fecal		CFU/100 mL	200	283.2	86400	-	123,409.7
5439000	5/7/2018	64	64	0.3915	25.22	3515	29.7932%	Fecal		CFU/100 mL	200	283.2	86400	-	123,409.7
5439000	7/6/2018	64	64	0.3915	25.22	3515	29.7932%	Fecal		CFU/100 mL	200	283.2	86400	-	123,409.7

Gage ID	Date	Discharge (CFS)	Gage Discharge (less Surrogate NPDES) (CFS)	Watershed Area Ratio	Calculated flow (CFS)	Rank	Flow Exceedance %	Parameter	Results	Units (mg or micro_gram	Limit/Standard	100mL/CF	sec/day	Actual Load (million colonies/day)	Allowable Load (million colonies/day)
5439000	1/24/2019	64	64	0.3915	25.22	3515	29.7932%	Fecal		CFU/100 mL	200	283.2	86400	-	123,409.7
5439000	4/19/2020	64	64	0.3915	25.22	3515	29.7932%	Fecal		CFU/100 mL	200	283.2	86400	-	123,409.7
5439000	3/28/2014	63.9	63.9	0.3915	25.18	3531	29.9288%	Fecal		CFU/100 mL	200	283.2	86400	-	123,218.2
5439000	7/12/2015	63.9	63.9	0.3915	25.18	3531	29.9288%	Fecal		CFU/100 mL	200	283.2	86400	-	123,218.2
5439000	5/28/2018	63.9	63.9	0.3915	25.18	3531	29.9288%	Fecal		CFU/100 mL	200	283.2	86400	-	123,218.2
5439000	11/13/2009	63.8	63.8	0.3915	25.14	3534	29.9542%	Fecal		CFU/100 mL	200	283.2	86400	-	123,026.6
5439000	6/3/2013	63.8	63.8	0.3915	25.14	3534	29.9542%	Fecal		CFU/100 mL	200	283.2	86400	-	123,026.6
5439000	3/23/2016	63.7	63.7	0.3915	25.10	3536	29.9712%	Fecal		CFU/100 mL	200	283.2	86400	-	122,835.0
5439000	1/8/2020	63.7	63.7	0.3915	25.10	3536	29.9712%	Fecal		CFU/100 mL	200	283.2	86400	-	122,835.0
5439000	1/8/2010	63.6	63.6	0.3915	25.06	3538	29.9881%	Fecal		CFU/100 mL	200	283.2	86400	-	122,643.4
5439000	12/31/2011	63.6	63.6	0.3915	25.06	3538	29.9881%	Fecal		CFU/100 mL	200	283.2	86400	-	122,643.4
5439000	4/8/2019	63.6	63.6	0.3915	25.06	3538	29.9881%	Fecal		CFU/100 mL	200	283.2	86400	-	122,643.4
5439000	5/13/2020	63.6	63.6	0.3915	25.06	3538	29.9881%	Fecal		CFU/100 mL	200	283.2	86400	-	122,643.4
5439000	3/30/2021	63.6	63.6	0.3915	25.06	3538	29.9881%	Fecal		CFU/100 mL	200	283.2	86400	-	122,643.4
5439000	4/30/2006	63.5	63.5	0.3915	25.02	3543	30.0305%	Fecal		CFU/100 mL	200	283.2	86400	-	122,451.9
5439000	8/30/2009	63.5	63.5	0.3915	25.02	3543	30.0305%	Fecal		CFU/100 mL	200	283.2	86400	-	122,451.9
5439000	6/26/2019	63.5	63.5	0.3915	25.02	3543	30.0305%	Fecal		CFU/100 mL	200	283.2	86400	-	122,451.9
5439000	2/25/2004	63.4	63.4	0.3915	24.98	3546	30.0559%	Fecal		CFU/100 mL	200	283.2	86400	-	122,260.3
5439000	2/10/2005	63.4	63.4	0.3915	24.98	3546	30.0559%	Fecal		CFU/100 mL	200	283.2	86400	-	122,260.3
5439000	5/17/2014	63.4	63.4	0.3915	24.98	3546	30.0559%	Fecal		CFU/100 mL	200	283.2	86400	-	122,260.3
5439000	6/1/2018	63.4	63.4	0.3915	24.98	3546	30.0559%	Fecal		CFU/100 mL	200	283.2	86400	-	122,260.3
5439000	5/26/2003	63.3	63.3	0.3915	24.94	3550	30.0898%	Fecal		CFU/100 mL	200	283.2	86400	-	122,068.7
5439000	6/24/2004	63.3	63.3	0.3915	24.94	3550	30.0898%	Fecal		CFU/100 mL	200	283.2	86400	-	122,068.7
5439000	7/18/2014	63.3	63.3	0.3915	24.94	3550	30.0898%	Fecal		CFU/100 mL	200	283.2	86400	-	122,068.7
5439000	4/14/2016	63.3	63.3	0.3915	24.94	3550	30.0898%	Fecal		CFU/100 mL	200	283.2	86400	-	122,068.7
5439000	7/18/2021	63.3	63.3	0.3915	24.94	3550	30.0898%	Fecal		CFU/100 mL	200	283.2	86400	-	122,068.7
5439000	5/13/2006	63.2	63.2	0.3915	24.90	3555	30.1322%	Fecal		CFU/100 mL	200	283.2	86400	-	121,877.1
5439000	2/2/2010	63.2	63.2	0.3915	24.90	3555	30.1322%	Fecal		CFU/100 mL	200	283.2	86400	-	121,877.1
5439000	12/3/2011	63.2	63.2	0.3915	24.90	3555	30.1322%	Fecal		CFU/100 mL	200	283.2	86400	-	121,877.1
5439000	5/15/2012	63.2	63.2	0.3915	24.90	3555	30.1322%	Fecal		CFU/100 mL	200	283.2	86400	-	121,877.1
5439000	4/16/2015	63.2	63.2	0.3915	24.90	3555	30.1322%	Fecal		CFU/100 mL	200	283.2	86400	-	121,877.1
5439000	6/27/2016	63.2	63.2	0.3915	24.90	3555	30.1322%	Fecal		CFU/100 mL	200	283.2	86400	-	121,877.1
5439000	4/23/2004	63.1	63.1	0.3915	24.87	3561	30.1831%	Fecal		CFU/100 mL	200	283.2	86400	-	121,685.6
5439000	1/26/2007	63.1	63.1	0.3915	24.87	3561	30.1831%	Fecal		CFU/100 mL	200	283.2	86400	-	121,685.6
5439000	11/19/2008	63.1	63.1	0.3915	24.87	3561	30.1831%	Fecal		CFU/100 mL	200	283.2	86400	-	121,685.6
5439000	3/29/2014	63.1	63.1	0.3915	24.87	3561	30.1831%	Fecal		CFU/100 mL	200	283.2	86400	-	121,685.6
5439000	6/9/2016	63.1	63.1	0.3915	24.87	3561	30.1831%	Fecal		CFU/100 mL	200	283.2	86400	-	121,685.6
5439000	12/3/2016	63.1	63.1	0.3915	24.87	3561	30.1831%	Fecal		CFU/100 mL	200	283.2	86400	-	121,685.6
5439000	6/17/2017	63.1	63.1	0.3915	24.87	3561	30.1831%	Fecal		CFU/100 mL	200	283.2	86400	-	121,685.6
5439000	1/31/2019	63.1	63.1	0.3915	24.87	3561	30.1831%	Fecal		CFU/100 mL	200	283.2	86400	-	121,685.6
5439000	4/17/2020	63.1	63.1	0.3915	24.87	3561	30.1831%	Fecal		CFU/100 mL	200	283.2	86400	-	121,685.6
5439000	2/24/1990	63	63	0.3915	24.83	3570	30.2594%	Fecal		CFU/100 mL	200	283.2	86400	-	121,494.0
5439000	4/4/1990	63	63	0.3915	24.83	3570	30.2594%	Fecal		CFU/100 mL	200	283.2	86400	-	121,494.0
5439000	5/11/1991	63	63	0.3915	24.83	3570	30.2594%	Fecal		CFU/100 mL	200	283.2	86400	-	121,494.0
5439000	6/15/1991	63	63	0.3915	24.83	3570	30.2594%	Fecal		CFU/100 mL	200	283.2	86400	-	121,494.0
5439000	1/10/1992	63	63	0.3915	24.83	3570	30.2594%	Fecal		CFU/100 mL	200	283.2	86400	-	121,494.0
5439000	3/16/1992	63	63	0.3915	24.83	3570	30.2594%	Fecal		CFU/100 mL	200	283.2	86400	-	121,494.0
5439000	3/17/1992	63	63	0.3915	24.83	3570	30.2594%	Fecal		CFU/100 mL	200	283.2	86400	-	121,494.0
5439000	3/27/1992	63	63	0.3915	24.83	3570	30.2594%	Fecal		CFU/100 mL	200	283.2	86400	-	121,494.0
5439000	11/8/1992	63	63	0.3915	24.83	3570	30.2594%	Fecal		CFU/100 mL	200	283.2	86400	-	121,494.0
5439000	7/8/1993	63	63	0.3915	24.83	3570	30.2594%	Fecal		CFU/100 mL	200	283.2	86400	-	121,494.0
5439000	3/28/1994	63	63	0.3915	24.83	3570	30.2594%	Fecal		CFU/100 mL	200	283.2	86400	-	121,494.0
5439000	3/27/1995	63	63	0.3915	24.83	3570	30.2594%	Fecal		CFU/100 mL	200	283.2	86400	-	121,494.0
5439000	4/25/1995	63	63	0.3915	24.83	3570	30.2594%	Fecal		CFU/100 mL	200	283.2	86400	-	121,494.0
5439000	5/6/1995	63	63	0.3915	24.83	3570	30.2594%	Fecal		CFU/100 mL	200	283.2	86400	-	121,494.0
5439000	6/14/1995	63	63	0.3915	24.83	3570	30.2594%	Fecal		CFU/100 mL	200	283.2	86400	-	121,494.0
5439000	6/17/1995	63	63	0.3915	24.83	3570	30.2594%	Fecal		CFU/100 mL	200	283.2	86400	-	121,494.0
5439000	11/3/1995	63	63	0.3915	24.83	3570	30.2594%	Fecal		CFU/100 mL	200	283.2	86400	-	121,494.0
5439000	12/17/1996	63	63	0.3915	24.83	3570	30.2594%	Fecal		CFU/100 mL	200	283.2	86400	-	121,494.0
5439000	5/1/1997	63	63	0.3915	24.83	3570	30.2594%	Fecal		CFU/100 mL	200	283.2	86400	-	121,494.0
5439000	2/9/1998	63	63	0.3915	24.83	3570	30.2594%	Fecal		CFU/100 mL	200	283.2	86400	-	121,494.0
5439000	11/16/1998	63	63	0.3915	24.83	3570	30.2594%	Fecal		CFU/100 mL	200	283.2	86400	-	121,494.0
5439000	3/2/1999	63	63	0.3915	24.83	3570	30.2594%	Fecal		CFU/100 mL	200	283.2	86400	-	121,494.0
5439000	6/27/1999	63	63	0.3915	24.83	3570	30.2594%	Fecal		CFU/100 mL	200	283.2	86400	-	121,494.0
5439000	3/3/2000	63	63	0.3915	24.83	3570	30.2594%	Fecal		CFU/100 mL	200	283.2	86400	-	121,494.0
5439000	5/16/2000	63	63	0.3915	24.83	3570	30.2594%	Fecal		CFU/100 mL	200	283.2	86400	-	121,494.0
5439000	4/1/2001	63	63	0.3915	24.83	3570	30.2594%	Fecal		CFU/100 mL	200	283.2	86400	-	121,494.0
5439000	6/15/2001	63	63	0.3915	24.83	3570	30.2594%	Fecal		CFU/100 mL	200	283.2	86400	-	121,494.0
5439000	5/15/2006	63	63	0.3915	24.83	3570	30.2594%	Fecal		CFU/100 mL	200	283.2	86400	-	121,494.0
5439000	3/9/2017	63	63	0.3915	24.83	3570	30.2594%	Fecal		CFU/100 mL	200	283.2	86400	-	121,494.0
5439000	5/8/2007	62.9	62.9	0.3915	24.79	3599	30.5052%	Fecal		CFU/100 mL	200	283.2	86400	-	121,302.4
5439000	8/20/2011	62.9	62.9	0.3915	24.79	3599	30.5052%	Fecal		CFU/100 mL	200	283.2	86400	-	121,302.4
5439000	1/25/2012	62.9	62.9	0.3915	24.79	3599	30.5052%	Fecal		CFU/100 mL	200	283.2	86400	-	121,302.4
5439000	1/31/2012	62.9	62.9	0.3915	24.79	3599	30.5052%	Fecal		CFU/100 mL	200	283.2	86400	-	121,302.4
5439000	3/17/2012	62.9	62.9	0.3915	24.79	3599	30.5052%	Fecal		CFU/100 mL	200	283.2	86400	-	121,302.4
5439000	1/14/2019	62.9	62.9	0.3915	24.79	3599	30.5052%	Fecal		CFU/100 mL	200	283.2	86400	-	121,302.4
5439000	3/3/2019	62.9	62.9	0.3915	24.79	3599	30.5052%	Fecal		CFU/100 mL	200	283.2	86400	-	121,302.4
5439000	6/27/2019	62.9	62.9	0.3915	24.79	3599	30.5052%	Fecal		CFU/100 mL	200	283.2	86400	-	121,302.4
5439000	6/6/2015	62.8	62.8	0.3915	24.75	3607	30.5730%	Fecal		CFU/100 mL	200	283.2	86400	-	121,110.8
5439000	6/5/2017	62.8	62.8	0.3915	24.75	3607	30.5730%	Fecal		CFU/100 mL	200	283.2	86400	-	121,110.8
5439000	2/7/2016	62.7	62.7	0.3915	24.71	3609	30.5899%	Fecal		CFU/100 mL	200	283.2	86400	-	120,919.3
5439000	3/13/2016	62.7	62.7	0.3915	24.71	3609	30.5899%	Fecal		CFU/100 mL	200	283.2	86400	-	120,919.3
5439000	1/29/2019	62.7	62.7	0.3915	24.71	3609	30.5899%	Fecal		CFU/100 mL	200	283.2	86400	-	120,919.3
5439000	4/28/2008	62.6	62.6	0.3915	24.67	3612	30.6154%	Fecal		CFU/100 mL	200	283.2	86400	-	120,727.7
5439000	6/11/2015	62.6	62.6	0.3915	24.67	3612	30.6154%	Fecal		CFU/100 mL	200	283.2	86400	-	120,727.7
5439000	4/21/2019	62.6	62.6	0.3915	24.67	3612	30.6154%	Fecal		CFU/100 mL	200	283.2	86400	-	120,727.7
5439000	7/22/2019	62.6	62.6	0.3915	24.67	3612	30.6154%	Fecal		CFU/100 mL	200	283.2	86400	-	120,727.7
5439000	12/28/1993	62.5	62.5	0.3915	24.63	3616	30.6493%	Fecal		CFU/100 mL	200	283.2	86400	-	120,536.1
5439000	5/10/2002	62.5	62.5	0.3915	24.63	3616	30.6493%	Fecal		CFU/100 mL	200	283.2	86400	-	120,536.1
5439000	12/27/2018	62.5	62.5	0.3915	24.63	3616	30.6493%	Fecal		CFU/100 mL	200	283.2	86400	-	120,536.1
5439000	4/2/2021	62.5	62.5	0.3915	24.63	3616	30.6493%	Fecal		CFU/100 mL	200	283.2	86400	-	120,536.1
5439000	12/3/1993	62.4	62.4	0.3915	24.59	3620	30.6832%	Fecal		CFU/100 mL	200	283.2	86400	-	120,344.6
5439000	11/6/2008	62.4	62.4	0.3915	24.59	3620	30.6832%	Fecal		CFU/100 mL	200	283.2	86400	-	120,344.6
5439000	9/8/2020	62.4	62.4	0.3915	24.59	3620	30.6832%	Fecal		CFU/100 mL	200	283.2	86400	-	120,344.6
5439000	3/20/2015	62.3	62.3	0.3915	24.55	3623	30.7086%	Fecal		CFU/100 mL	200	283.2	86400	-	120,153.0
5439000	6/6/2020	62.3	62.3	0.3915	24.55	3623	30.7086%	Fecal		CFU/100 mL	200	283.2	86400	-	120,153.0
5439000	3/30/2011	62.2	62.2	0.3915	24.51	3625	30.7255%	Fecal		CFU/100 mL	200	283.2	86400	-	119,961.4
5439000	4/15/2016	62.2	62.2	0.3915	24.51	3625	30.7255%	Fecal		CFU/100 mL	200	283.2	86400	-	119,961.4
5439000	9/1/2016	62.2	62.2	0.3915	24.51	3625	30.7255%	Fecal		CFU/100 mL	200	283.2	86400	-	119,961.4
5439000	3/4/2020	62.2	62.2	0.3915	24.51	3625	30.7255%	Fecal		CFU/100 mL	200	283.2	86400	-	119,961.4
5439000	3/4/1994	62.1	62.1	0.3915	24.47	3629	30.7595%	Fecal		CFU/100 mL	200	283.2	86400	-	119,769.8
5439000	5/4/2006	62.1	62.1	0.3915	24.47	3629	30.7595%	Fecal		CFU/100 mL	200	283.2	86400	-	119,769.8
5439000	6/21/2016	62.1	62.1	0.3915	24.47	3629	30.7595%	Fecal		CFU/100 mL	200	283.2	86400	-	119,769.8
5439000	11/23/2017	62.1	62.1	0.3915	24.47	3629	30.7595%	Fecal		CFU/100 mL	200	283.2	86400	-	119,769.8
5439000	11/24/2017	62.1	62.1	0.3915	24.47	3629	30.7595%	Fecal		CFU/100 mL	200	283.2	86400	-	119,769.8
5439000	1/21/2019	62.1	62.1	0.3915	24.47	3629	30.7595%	Fecal		CFU/100 mL	200	283.2	86400	-	119,769.8
5439000	2/11/2020	62.1	62.1	0.3915	24.47	3629	30.7595%	Fecal		CFU/100 mL	200	283.2	86400	-	119,769.8
5439000	2/18/1990	62	62	0.3915	24.44	3636	30.8188%	Fecal		CFU/100 mL	200	283.2	86400	-	119,578.3
5439000	7/23/1990	62	62	0.3915	24.44	3636	30.8188%	Fecal		CFU/100 mL	200	283.2	86400	-	119,578.3
5439000	11/10/1990	62	62	0.3915	24.44	3636	30.8188%	Fecal		CFU/100 mL	200	283.2	86400	-	119,578.3
5439000	12/24/1990	62	62	0.3915	24.44	3636	30.8188%	Fecal		CFU/100 mL	200	283.2	86400	-	119,578.3
5439000	3/16/1991	62	62	0.3915	24.44	3636	30.8188%	Fecal		CFU/100 mL	200	283.2	86400	-	119,578.3
5439000	4/30/1991	62	62	0.3915	24.44	3636	30.8188%	Fecal		CFU/100 mL	200	283.2	86400	-	119,578.3
5439000	12/19/1991	62	62	0.3915	24.44	3636	30.8188%	Fecal		CFU/100 mL	200	283.2	86400	-	119,578.3
5439000	4/27/1992	62	62	0.3915	24.44	3636	30.8188%	Fecal		CFU/100 mL	200	283.2	86400	-	119,578.3
5439000	12/9/1992	62	62	0.3915	24.44	3636	30.8188%	Fecal		CFU/100 mL	200	283.2	86400	-	119,578.3
5439000	5/18/1993	62	62	0.3915	24.44	3636	30.8188%	Fecal		CFU/100 mL	200	283.2	86400	-	119,578.3
5439000	8/2/1993	62	62	0.3915	24.44	3636	30.8188%	Fecal		CFU/100 mL	200	283.2	86400	-	119,578.3
5439000	3/21/1995	62	62	0.3915	24.44	3636	30.8188%	Fecal		CFU/100 mL	200	283.2	86400	-	119,578.3
5439000	4/1/1995	62	62	0.3915	24.44	3636	30.8188%	Fecal		CFU/100 mL	200	283.2	86400	-	119,578.3
5439000	8/17/1996	62	62	0.3915	24.44	3636	30.8188%	Fecal		CFU/100 mL	200	283.2	86400	-	119,578.3
5439000	3/18/1997	62	62	0.3915	24.44	3636	30.8188%	Fecal		CFU/100 mL	200	283.2	86400	-	119,578.3
5439000	12/13/1998	62	62	0.3915	24.44	3636	30.8188%	Fecal		CFU/100 mL	200	283.2	86400	-	119,578.3
5439000	5/30/1999	62	62	0.3915	24.44	3636	30.8188%	Fecal		CFU/100 mL	200	283.2	86400	-	119,578.3
5439000	7/9/2000	62	62	0.3915	24.44	3636	30.8188%	Fecal		CFU/100 mL	200	283.2	86400	-	119,578.3
5439000	6/14/2001	62	62	0.3915	24.44	3636	30.8188%	Fecal		CFU/100 mL	200	283.2	86400	-	119,578.3

Gage ID	Date	Discharge (CFS)	Gage Discharge (less Surrogate NPDES) (CFS)	Watershed Area Ratio	Calculated flow (CFS)	Rank	Flow Exceedance %	Parameter	Results	Units (mg or micro_gram	Limit/Standard	100mL/CF	sec/day	Actual Load (million colonies/day)	Allowable Load (million colonies/day)
5439000	12/28/2007	62	62	0.3915	24.44	3636	30.8188%	Fecal		CFU/100 mL	200	283.2	86400	-	119,578.3
5439000	8/8/2010	62	62	0.3915	24.44	3636	30.8188%	Fecal		CFU/100 mL	200	283.2	86400	-	119,578.3
5439000	3/27/2015	62	62	0.3915	24.44	3636	30.8188%	Fecal		CFU/100 mL	200	283.2	86400	-	119,578.3
5439000	1/23/2016	62	62	0.3915	24.44	3636	30.8188%	Fecal		CFU/100 mL	200	283.2	86400	-	119,578.3
5439000	2/6/2016	62	62	0.3915	24.44	3636	30.8188%	Fecal		CFU/100 mL	200	283.2	86400	-	119,578.3
5439000	6/8/2016	62	62	0.3915	24.44	3636	30.8188%	Fecal		CFU/100 mL	200	283.2	86400	-	119,578.3
5439000	10/21/2017	62	62	0.3915	24.44	3636	30.8188%	Fecal		CFU/100 mL	200	283.2	86400	-	119,578.3
5439000	11/28/2018	62	62	0.3915	24.44	3636	30.8188%	Fecal		CFU/100 mL	200	283.2	86400	-	119,578.3
5439000	3/3/1994	61.9	61.9	0.3915	24.40	3663	31.0476%	Fecal		CFU/100 mL	200	283.2	86400	-	119,386.7
5439000	1/17/2007	61.9	61.9	0.3915	24.40	3663	31.0476%	Fecal		CFU/100 mL	200	283.2	86400	-	119,386.7
5439000	4/7/2019	61.9	61.9	0.3915	24.40	3663	31.0476%	Fecal		CFU/100 mL	200	283.2	86400	-	119,386.7
5439000	4/5/2021	61.9	61.9	0.3915	24.40	3663	31.0476%	Fecal		CFU/100 mL	200	283.2	86400	-	119,386.7
5439000	6/26/2011	61.8	61.8	0.3915	24.36	3667	31.0815%	Fecal		CFU/100 mL	200	283.2	86400	-	119,195.1
5439000	4/18/2014	61.8	61.8	0.3915	24.36	3667	31.0815%	Fecal		CFU/100 mL	200	283.2	86400	-	119,195.1
5439000	7/5/2015	61.8	61.8	0.3915	24.36	3667	31.0815%	Fecal		CFU/100 mL	200	283.2	86400	-	119,195.1
5439000	4/5/2019	61.8	61.8	0.3915	24.36	3667	31.0815%	Fecal		CFU/100 mL	200	283.2	86400	-	119,195.1
5439000	1/25/2020	61.8	61.8	0.3915	24.36	3667	31.0815%	Fecal		CFU/100 mL	200	283.2	86400	-	119,195.1
5439000	6/13/2021	61.8	61.8	0.3915	24.36	3667	31.0815%	Fecal		CFU/100 mL	200	283.2	86400	-	119,195.1
5439000	3/29/1994	61.7	61.7	0.3915	24.32	3673	31.1324%	Fecal		CFU/100 mL	200	283.2	86400	-	119,003.5
5439000	10/27/2001	61.7	61.7	0.3915	24.32	3673	31.1324%	Fecal		CFU/100 mL	200	283.2	86400	-	119,003.5
5439000	4/25/2002	61.7	61.7	0.3915	24.32	3673	31.1324%	Fecal		CFU/100 mL	200	283.2	86400	-	119,003.5
5439000	4/4/2011	61.7	61.7	0.3915	24.32	3673	31.1324%	Fecal		CFU/100 mL	200	283.2	86400	-	119,003.5
5439000	4/8/2014	61.7	61.7	0.3915	24.32	3673	31.1324%	Fecal		CFU/100 mL	200	283.2	86400	-	119,003.5
5439000	8/29/2018	61.7	61.7	0.3915	24.32	3673	31.1324%	Fecal		CFU/100 mL	200	283.2	86400	-	119,003.5
5439000	6/27/2011	61.6	61.6	0.3915	24.28	3679	31.1833%	Fecal		CFU/100 mL	200	283.2	86400	-	118,812.0
5439000	8/6/2014	61.6	61.6	0.3915	24.28	3679	31.1833%	Fecal		CFU/100 mL	200	283.2	86400	-	118,812.0
5439000	6/29/2019	61.6	61.6	0.3915	24.28	3679	31.1833%	Fecal		CFU/100 mL	200	283.2	86400	-	118,812.0
5439000	6/10/2015	61.5	61.5	0.3915	24.24	3682	31.2087%	Fecal		CFU/100 mL	200	283.2	86400	-	118,620.4
5439000	1/9/2020	61.5	61.5	0.3915	24.24	3682	31.2087%	Fecal		CFU/100 mL	200	283.2	86400	-	118,620.4
5439000	12/22/1993	61.4	61.4	0.3915	24.20	3684	31.2256%	Fecal		CFU/100 mL	200	283.2	86400	-	118,428.8
5439000	4/24/2004	61.4	61.4	0.3915	24.20	3684	31.2256%	Fecal		CFU/100 mL	200	283.2	86400	-	118,428.8
5439000	3/30/2010	61.4	61.4	0.3915	24.20	3684	31.2256%	Fecal		CFU/100 mL	200	283.2	86400	-	118,428.8
5439000	2/24/2005	61.3	61.3	0.3915	24.16	3687	31.2511%	Fecal		CFU/100 mL	200	283.2	86400	-	118,237.2
5439000	11/2/2008	61.2	61.2	0.3915	24.12	3688	31.2595%	Fecal		CFU/100 mL	200	283.2	86400	-	118,045.7
5439000	3/21/2015	61.2	61.2	0.3915	24.12	3688	31.2595%	Fecal		CFU/100 mL	200	283.2	86400	-	118,045.7
5439000	2/8/2016	61.2	61.2	0.3915	24.12	3688	31.2595%	Fecal		CFU/100 mL	200	283.2	86400	-	118,045.7
5439000	7/7/2019	61.2	61.2	0.3915	24.12	3688	31.2595%	Fecal		CFU/100 mL	200	283.2	86400	-	118,045.7
5439000	12/10/2019	61.2	61.2	0.3915	24.12	3688	31.2595%	Fecal		CFU/100 mL	200	283.2	86400	-	118,045.7
5439000	7/7/2021	61.2	61.2	0.3915	24.12	3688	31.2595%	Fecal		CFU/100 mL	200	283.2	86400	-	118,045.7
5439000	7/10/2003	61.1	61.1	0.3915	24.08	3694	31.3104%	Fecal		CFU/100 mL	200	283.2	86400	-	117,854.1
5439000	1/9/2010	61.1	61.1	0.3915	24.08	3694	31.3104%	Fecal		CFU/100 mL	200	283.2	86400	-	117,854.1
5439000	11/6/2017	61.1	61.1	0.3915	24.08	3694	31.3104%	Fecal		CFU/100 mL	200	283.2	86400	-	117,854.1
5439000	4/4/2019	61.1	61.1	0.3915	24.08	3694	31.3104%	Fecal		CFU/100 mL	200	283.2	86400	-	117,854.1
5439000	6/3/1990	61	61	0.3915	24.04	3698	31.3443%	Fecal		CFU/100 mL	200	283.2	86400	-	117,662.5
5439000	7/5/1990	61	61	0.3915	24.04	3698	31.3443%	Fecal		CFU/100 mL	200	283.2	86400	-	117,662.5
5439000	3/3/1992	61	61	0.3915	24.04	3698	31.3443%	Fecal		CFU/100 mL	200	283.2	86400	-	117,662.5
5439000	3/30/1992	61	61	0.3915	24.04	3698	31.3443%	Fecal		CFU/100 mL	200	283.2	86400	-	117,662.5
5439000	4/29/1992	61	61	0.3915	24.04	3698	31.3443%	Fecal		CFU/100 mL	200	283.2	86400	-	117,662.5
5439000	12/11/1992	61	61	0.3915	24.04	3698	31.3443%	Fecal		CFU/100 mL	200	283.2	86400	-	117,662.5
5439000	12/28/1992	61	61	0.3915	24.04	3698	31.3443%	Fecal		CFU/100 mL	200	283.2	86400	-	117,662.5
5439000	3/18/1993	61	61	0.3915	24.04	3698	31.3443%	Fecal		CFU/100 mL	200	283.2	86400	-	117,662.5
5439000	5/23/1993	61	61	0.3915	24.04	3698	31.3443%	Fecal		CFU/100 mL	200	283.2	86400	-	117,662.5
5439000	12/25/1993	61	61	0.3915	24.04	3698	31.3443%	Fecal		CFU/100 mL	200	283.2	86400	-	117,662.5
5439000	12/3/1994	61	61	0.3915	24.04	3698	31.3443%	Fecal		CFU/100 mL	200	283.2	86400	-	117,662.5
5439000	1/22/1995	61	61	0.3915	24.04	3698	31.3443%	Fecal		CFU/100 mL	200	283.2	86400	-	117,662.5
5439000	5/29/1997	61	61	0.3915	24.04	3698	31.3443%	Fecal		CFU/100 mL	200	283.2	86400	-	117,662.5
5439000	2/25/1998	61	61	0.3915	24.04	3698	31.3443%	Fecal		CFU/100 mL	200	283.2	86400	-	117,662.5
5439000	3/4/1999	61	61	0.3915	24.04	3698	31.3443%	Fecal		CFU/100 mL	200	283.2	86400	-	117,662.5
5439000	5/31/2012	61	61	0.3915	24.04	3698	31.3443%	Fecal		CFU/100 mL	200	283.2	86400	-	117,662.5
5439000	2/16/2020	61	61	0.3915	24.04	3698	31.3443%	Fecal		CFU/100 mL	200	283.2	86400	-	117,662.5
5439000	5/13/2021	61	61	0.3915	24.04	3698	31.3443%	Fecal		CFU/100 mL	200	283.2	86400	-	117,662.5
5439000	4/7/2002	60.9	60.9	0.3915	24.00	3716	31.4969%	Fecal		CFU/100 mL	200	283.2	86400	-	117,471.0
5439000	11/18/2008	60.9	60.9	0.3915	24.00	3716	31.4969%	Fecal		CFU/100 mL	200	283.2	86400	-	117,471.0
5439000	7/2/2010	60.9	60.9	0.3915	24.00	3716	31.4969%	Fecal		CFU/100 mL	200	283.2	86400	-	117,471.0
5439000	2/3/2017	60.9	60.9	0.3915	24.00	3716	31.4969%	Fecal		CFU/100 mL	200	283.2	86400	-	117,471.0
5439000	4/16/2021	60.9	60.9	0.3915	24.00	3716	31.4969%	Fecal		CFU/100 mL	200	283.2	86400	-	117,471.0
5439000	11/12/2008	60.8	60.8	0.3915	23.97	3721	31.5392%	Fecal		CFU/100 mL	200	283.2	86400	-	117,279.4
5439000	3/12/2018	60.8	60.8	0.3915	23.97	3721	31.5392%	Fecal		CFU/100 mL	200	283.2	86400	-	117,279.4
5439000	7/12/2021	60.8	60.8	0.3915	23.97	3721	31.5392%	Fecal		CFU/100 mL	200	283.2	86400	-	117,279.4
5439000	11/16/2011	60.7	60.7	0.3915	23.93	3724	31.5647%	Fecal		CFU/100 mL	200	283.2	86400	-	117,087.8
5439000	4/10/2013	60.6	60.6	0.3915	23.89	3725	31.5731%	Fecal		CFU/100 mL	200	283.2	86400	-	116,896.2
5439000	4/17/2015	60.6	60.6	0.3915	23.89	3725	31.5731%	Fecal		CFU/100 mL	200	283.2	86400	-	116,896.2
5439000	12/13/2018	60.6	60.6	0.3915	23.89	3725	31.5731%	Fecal		CFU/100 mL	200	283.2	86400	-	116,896.2
5439000	3/29/2002	60.5	60.5	0.3915	23.85	3728	31.5986%	Fecal		CFU/100 mL	200	283.2	86400	-	116,704.7
5439000	3/1/2021	60.5	60.5	0.3915	23.85	3728	31.5986%	Fecal		CFU/100 mL	200	283.2	86400	-	116,704.7
5439000	2/13/2008	60.3	60.3	0.3915	23.77	3730	31.6155%	Fecal		CFU/100 mL	200	283.2	86400	-	116,321.5
5439000	2/14/2013	60.3	60.3	0.3915	23.77	3730	31.6155%	Fecal		CFU/100 mL	200	283.2	86400	-	116,321.5
5439000	3/23/2021	60.3	60.3	0.3915	23.77	3730	31.6155%	Fecal		CFU/100 mL	200	283.2	86400	-	116,321.5
5439000	2/23/2005	60.2	60.2	0.3915	23.73	3733	31.6410%	Fecal		CFU/100 mL	200	283.2	86400	-	116,129.9
5439000	4/19/2006	60.2	60.2	0.3915	23.73	3733	31.6410%	Fecal		CFU/100 mL	200	283.2	86400	-	116,129.9
5439000	12/29/2011	60.2	60.2	0.3915	23.73	3733	31.6410%	Fecal		CFU/100 mL	200	283.2	86400	-	116,129.9
5439000	3/18/2012	60.2	60.2	0.3915	23.73	3733	31.6410%	Fecal		CFU/100 mL	200	283.2	86400	-	116,129.9
5439000	1/29/2013	60.2	60.2	0.3915	23.73	3733	31.6410%	Fecal		CFU/100 mL	200	283.2	86400	-	116,129.9
5439000	3/11/2016	60.2	60.2	0.3915	23.73	3733	31.6410%	Fecal		CFU/100 mL	200	283.2	86400	-	116,129.9
5439000	12/13/2003	60.1	60.1	0.3915	23.69	3739	31.6918%	Fecal		CFU/100 mL	200	283.2	86400	-	115,938.4
5439000	6/27/1990	60	60	0.3915	23.65	3740	31.7003%	Fecal		CFU/100 mL	200	283.2	86400	-	115,746.8
5439000	8/13/1990	60	60	0.3915	23.65	3740	31.7003%	Fecal		CFU/100 mL	200	283.2	86400	-	115,746.8
5439000	1/9/1992	60	60	0.3915	23.65	3740	31.7003%	Fecal		CFU/100 mL	200	283.2	86400	-	115,746.8
5439000	2/22/1992	60	60	0.3915	23.65	3740	31.7003%	Fecal		CFU/100 mL	200	283.2	86400	-	115,746.8
5439000	7/16/1992	60	60	0.3915	23.65	3740	31.7003%	Fecal		CFU/100 mL	200	283.2	86400	-	115,746.8
5439000	1/29/1993	60	60	0.3915	23.65	3740	31.7003%	Fecal		CFU/100 mL	200	283.2	86400	-	115,746.8
5439000	2/12/1993	60	60	0.3915	23.65	3740	31.7003%	Fecal		CFU/100 mL	200	283.2	86400	-	115,746.8
5439000	10/12/1993	60	60	0.3915	23.65	3740	31.7003%	Fecal		CFU/100 mL	200	283.2	86400	-	115,746.8
5439000	12/29/1993	60	60	0.3915	23.65	3740	31.7003%	Fecal		CFU/100 mL	200	283.2	86400	-	115,746.8
5439000	12/23/1994	60	60	0.3915	23.65	3740	31.7003%	Fecal		CFU/100 mL	200	283.2	86400	-	115,746.8
5439000	1/8/1995	60	60	0.3915	23.65	3740	31.7003%	Fecal		CFU/100 mL	200	283.2	86400	-	115,746.8
5439000	6/18/1995	60	60	0.3915	23.65	3740	31.7003%	Fecal		CFU/100 mL	200	283.2	86400	-	115,746.8
5439000	5/18/1996	60	60	0.3915	23.65	3740	31.7003%	Fecal		CFU/100 mL	200	283.2	86400	-	115,746.8
5439000	8/19/1996	60	60	0.3915	23.65	3740	31.7003%	Fecal		CFU/100 mL	200	283.2	86400	-	115,746.8
5439000	4/18/1997	60	60	0.3915	23.65	3740	31.7003%	Fecal		CFU/100 mL	200	283.2	86400	-	115,746.8
5439000	4/20/1997	60	60	0.3915	23.65	3740	31.7003%	Fecal		CFU/100 mL	200	283.2	86400	-	115,746.8
5439000	5/24/1997	60	60	0.3915	23.65	3740	31.7003%	Fecal		CFU/100 mL	200	283.2	86400	-	115,746.8
5439000	1/15/1998	60	60	0.3915	23.65	3740	31.7003%	Fecal		CFU/100 mL	200	283.2	86400	-	115,746.8
5439000	3/7/1998	60	60	0.3915	23.65	3740	31.7003%	Fecal		CFU/100 mL	200	283.2	86400	-	115,746.8
5439000	5/30/1998	60	60	0.3915	23.65	3740	31.7003%	Fecal		CFU/100 mL	200	283.2	86400	-	115,746.8
5439000	5/31/1998	60	60	0.3915	23.65	3740	31.7003%	Fecal		CFU/100 mL	200	283.2	86400	-	115,746.8
5439000	2/27/1999	60	60	0.3915	23.65	3740	31.7003%	Fecal		CFU/100 mL	200	283.2	86400	-	115,746.8
5439000	3/1/1999	60	60	0.3915	23.65	3740	31.7003%	Fecal		CFU/100 mL	200	283.2	86400	-	115,746.8
5439000	3/5/1999	60	60	0.3915	23.65	3740	31.7003%	Fecal		CFU/100 mL	200	283.2	86400	-	115,746.8
5439000	3/25/1999	60	60	0.3915	23.65	3740	31.7003%	Fecal		CFU/100 mL	200	283.2	86400	-	115,746.8
5439000	4/9/1999	60	60	0.3915	23.65	3740	31.7003%	Fecal		CFU/100 mL	200	283.2	86400	-	115,746.8
5439000	4/4/2001	60	60	0.3915	23.65	3740	31.7003%	Fecal		CFU/100 mL	200	283.2	86400	-	115,746.8
5439000	12/8/2006	60	60	0.3915	23.65	3740	31.7003%	Fecal		CFU/100 mL	200	283.2	86400	-	115,746.8
5439000	1/18/2008	60	60	0.3915	23.65	3740	31.7003%	Fecal		CFU/100 mL	200	283.2	86400	-	115,746.8
5439000	3/31/2010	60	60	0.3915	23.65	3740	31.7003%	Fecal		CFU/100 mL	200	283.2	86400	-	115,746.8
5439000	1/5/2011	60	60	0.3915	23.65	3740	31.7003%	Fecal		CFU/100 mL	200	283.2	86400	-	115,746.8
5439000	3/31/2011	60	60	0.3915	23.65	3740	31.7003%	Fecal		CFU/100 mL	200	283.2	86400	-	115,746.8
5439000	12/28/2011	60	60	0.3915	23.65	3740	31.7003%	Fecal		CFU/100 mL	200	283.2	86400	-	115,746.8
5439000	1/21/2012	60	60	0.3915	23.65	3740	31.7003%	Fecal		CFU/100 mL	200	283.2	86400	-	115,746.8
5439000	3/19/2012	60	60	0.3915	23.65	3740	31.7003%	Fecal		CFU/100 mL	200	283.2	86400	-	115,746.8
5439000	4/18/2010	59.9	59.9	0.3915	23.61	3775	31.9969%	Fecal		CFU/100 mL	200	283.2	86400	-	115,555.2
5439000	6/19/2013	59.9	59.9	0.3915	23.61	3775	31.9969%	Fecal		CFU/100 mL	200	283.2	86400	-	115,555.2
5439000	4/28/2016	59.9	59.9	0.3915	23.61	3775	31.9969%	Fecal		CFU/100 mL	200	283.2	86400	-	115,555.2
5439000	3/26/1994	59.8	59.8	0.3915	23.57	3778	32.0224%	Fecal		CFU/100 mL	200	283.2	86400	-	115,363.6
5439000	5/12/2013	59.8	59.8	0.3915	23.57	3778	32.0224%	Fecal		CFU/100 mL	200	283.2	86400	-	115,363.6
5439000	4/21/2016	59.8	59.8	0.3915	23.57	3778	32.0224%	Fecal		CFU/100 mL	200	283.2	86400	-	115,363.6

Gage ID	Date	Discharge (CFS)	Gage Discharge (less Surrogate NPDES) (CFS)	Watershed Area Ratio	Calculated flow (CFS)	Rank	Flow Exceedance %	Parameter	Results	Units (mg or micro_gram	Limit/Standard	100mL/CF	sec/day	Actual Load (million colonies/day)	Allowable Load (million colonies/day)
5439000	1/15/2019	59.8	59.8	0.3915	23.57	3778	32.0224%	Fecal		CFU/100 mL	200	283.2	86400	-	115,363.6
5439000	5/28/2021	59.8	59.8	0.3915	23.57	3778	32.0224%	Fecal		CFU/100 mL	200	283.2	86400	-	115,363.6
5439000	6/2/2003	59.7	59.7	0.3915	23.53	3783	32.0648%	Fecal		CFU/100 mL	200	283.2	86400	-	115,172.1
5439000	6/30/2019	59.7	59.7	0.3915	23.53	3783	32.0648%	Fecal		CFU/100 mL	200	283.2	86400	-	115,172.1
5439000	7/15/2021	59.7	59.7	0.3915	23.53	3783	32.0648%	Fecal		CFU/100 mL	200	283.2	86400	-	115,172.1
5439000	6/19/2008	59.6	59.6	0.3915	23.50	3786	32.0902%	Fecal		CFU/100 mL	200	283.2	86400	-	114,980.5
5439000	12/9/2011	59.6	59.6	0.3915	23.50	3786	32.0902%	Fecal		CFU/100 mL	200	283.2	86400	-	114,980.5
5439000	5/16/2012	59.6	59.6	0.3915	23.50	3786	32.0902%	Fecal		CFU/100 mL	200	283.2	86400	-	114,980.5
5439000	2/1/2017	59.6	59.6	0.3915	23.50	3786	32.0902%	Fecal		CFU/100 mL	200	283.2	86400	-	114,980.5
5439000	6/7/2020	59.6	59.6	0.3915	23.50	3786	32.0902%	Fecal		CFU/100 mL	200	283.2	86400	-	114,980.5
5439000	9/26/2011	59.5	59.5	0.3915	23.46	3791	32.1326%	Fecal		CFU/100 mL	200	283.2	86400	-	114,788.9
5439000	7/1/2019	59.5	59.5	0.3915	23.46	3791	32.1326%	Fecal		CFU/100 mL	200	283.2	86400	-	114,788.9
5439000	6/21/2002	59.4	59.4	0.3915	23.42	3793	32.1495%	Fecal		CFU/100 mL	200	283.2	86400	-	114,597.4
5439000	3/11/2005	59.4	59.4	0.3915	23.42	3793	32.1495%	Fecal		CFU/100 mL	200	283.2	86400	-	114,597.4
5439000	3/14/2006	59.4	59.4	0.3915	23.42	3793	32.1495%	Fecal		CFU/100 mL	200	283.2	86400	-	114,597.4
5439000	5/14/2006	59.4	59.4	0.3915	23.42	3793	32.1495%	Fecal		CFU/100 mL	200	283.2	86400	-	114,597.4
5439000	1/15/2007	59.4	59.4	0.3915	23.42	3793	32.1495%	Fecal		CFU/100 mL	200	283.2	86400	-	114,597.4
5439000	3/26/2014	59.4	59.4	0.3915	23.42	3793	32.1495%	Fecal		CFU/100 mL	200	283.2	86400	-	114,597.4
5439000	12/4/2016	59.4	59.4	0.3915	23.42	3793	32.1495%	Fecal		CFU/100 mL	200	283.2	86400	-	114,597.4
5439000	4/14/2020	59.4	59.4	0.3915	23.42	3793	32.1495%	Fecal		CFU/100 mL	200	283.2	86400	-	114,597.4
5439000	5/27/2006	59.3	59.3	0.3915	23.38	3801	32.2173%	Fecal		CFU/100 mL	200	283.2	86400	-	114,405.8
5439000	6/15/2010	59.3	59.3	0.3915	23.38	3801	32.2173%	Fecal		CFU/100 mL	200	283.2	86400	-	114,405.8
5439000	10/11/2018	59.3	59.3	0.3915	23.38	3801	32.2173%	Fecal		CFU/100 mL	200	283.2	86400	-	114,405.8
5439000	3/5/2020	59.3	59.3	0.3915	23.38	3801	32.2173%	Fecal		CFU/100 mL	200	283.2	86400	-	114,405.8
5439000	4/15/2020	59.3	59.3	0.3915	23.38	3801	32.2173%	Fecal		CFU/100 mL	200	283.2	86400	-	114,405.8
5439000	11/14/2009	59.2	59.2	0.3915	23.34	3806	32.2597%	Fecal		CFU/100 mL	200	283.2	86400	-	114,214.2
5439000	5/14/2013	59.2	59.2	0.3915	23.34	3806	32.2597%	Fecal		CFU/100 mL	200	283.2	86400	-	114,214.2
5439000	6/19/2017	59.2	59.2	0.3915	23.34	3806	32.2597%	Fecal		CFU/100 mL	200	283.2	86400	-	114,214.2
5439000	4/20/2020	59.2	59.2	0.3915	23.34	3806	32.2597%	Fecal		CFU/100 mL	200	283.2	86400	-	114,214.2
5439000	6/11/2020	59.2	59.2	0.3915	23.34	3806	32.2597%	Fecal		CFU/100 mL	200	283.2	86400	-	114,214.2
5439000	1/5/2008	59.1	59.1	0.3915	23.30	3811	32.3021%	Fecal		CFU/100 mL	200	283.2	86400	-	114,022.6
5439000	3/30/2013	59.1	59.1	0.3915	23.30	3811	32.3021%	Fecal		CFU/100 mL	200	283.2	86400	-	114,022.6
5439000	4/24/2019	59.1	59.1	0.3915	23.30	3811	32.3021%	Fecal		CFU/100 mL	200	283.2	86400	-	114,022.6
5439000	4/26/2019	59.1	59.1	0.3915	23.30	3811	32.3021%	Fecal		CFU/100 mL	200	283.2	86400	-	114,022.6
5439000	4/3/1990	59	59	0.3915	23.26	3815	32.3360%	Fecal		CFU/100 mL	200	283.2	86400	-	113,831.1
5439000	4/18/1990	59	59	0.3915	23.26	3815	32.3360%	Fecal		CFU/100 mL	200	283.2	86400	-	113,831.1
5439000	4/24/1990	59	59	0.3915	23.26	3815	32.3360%	Fecal		CFU/100 mL	200	283.2	86400	-	113,831.1
5439000	8/28/1990	59	59	0.3915	23.26	3815	32.3360%	Fecal		CFU/100 mL	200	283.2	86400	-	113,831.1
5439000	2/23/1991	59	59	0.3915	23.26	3815	32.3360%	Fecal		CFU/100 mL	200	283.2	86400	-	113,831.1
5439000	4/28/1992	59	59	0.3915	23.26	3815	32.3360%	Fecal		CFU/100 mL	200	283.2	86400	-	113,831.1
5439000	6/5/1993	59	59	0.3915	23.26	3815	32.3360%	Fecal		CFU/100 mL	200	283.2	86400	-	113,831.1
5439000	5/7/1995	59	59	0.3915	23.26	3815	32.3360%	Fecal		CFU/100 mL	200	283.2	86400	-	113,831.1
5439000	3/30/1997	59	59	0.3915	23.26	3815	32.3360%	Fecal		CFU/100 mL	200	283.2	86400	-	113,831.1
5439000	4/21/1997	59	59	0.3915	23.26	3815	32.3360%	Fecal		CFU/100 mL	200	283.2	86400	-	113,831.1
5439000	5/16/1997	59	59	0.3915	23.26	3815	32.3360%	Fecal		CFU/100 mL	200	283.2	86400	-	113,831.1
5439000	2/10/1998	59	59	0.3915	23.26	3815	32.3360%	Fecal		CFU/100 mL	200	283.2	86400	-	113,831.1
5439000	7/3/1998	59	59	0.3915	23.26	3815	32.3360%	Fecal		CFU/100 mL	200	283.2	86400	-	113,831.1
5439000	2/21/1999	59	59	0.3915	23.26	3815	32.3360%	Fecal		CFU/100 mL	200	283.2	86400	-	113,831.1
5439000	3/4/2000	59	59	0.3915	23.26	3815	32.3360%	Fecal		CFU/100 mL	200	283.2	86400	-	113,831.1
5439000	4/29/2000	59	59	0.3915	23.26	3815	32.3360%	Fecal		CFU/100 mL	200	283.2	86400	-	113,831.1
5439000	6/9/2000	59	59	0.3915	23.26	3815	32.3360%	Fecal		CFU/100 mL	200	283.2	86400	-	113,831.1
5439000	3/9/2001	59	59	0.3915	23.26	3815	32.3360%	Fecal		CFU/100 mL	200	283.2	86400	-	113,831.1
5439000	4/2/2001	59	59	0.3915	23.26	3815	32.3360%	Fecal		CFU/100 mL	200	283.2	86400	-	113,831.1
5439000	5/20/2005	59	59	0.3915	23.26	3815	32.3360%	Fecal		CFU/100 mL	200	283.2	86400	-	113,831.1
5439000	6/13/2006	59	59	0.3915	23.26	3815	32.3360%	Fecal		CFU/100 mL	200	283.2	86400	-	113,831.1
5439000	1/4/2008	59	59	0.3915	23.26	3815	32.3360%	Fecal		CFU/100 mL	200	283.2	86400	-	113,831.1
5439000	6/30/2009	59	59	0.3915	23.26	3815	32.3360%	Fecal		CFU/100 mL	200	283.2	86400	-	113,831.1
5439000	12/31/2010	59	59	0.3915	23.26	3815	32.3360%	Fecal		CFU/100 mL	200	283.2	86400	-	113,831.1
5439000	7/28/2011	59	59	0.3915	23.26	3815	32.3360%	Fecal		CFU/100 mL	200	283.2	86400	-	113,831.1
5439000	7/11/2013	59	59	0.3915	23.26	3815	32.3360%	Fecal		CFU/100 mL	200	283.2	86400	-	113,831.1
5439000	4/16/2016	59	59	0.3915	23.26	3815	32.3360%	Fecal		CFU/100 mL	200	283.2	86400	-	113,831.1
5439000	10/22/2020	59	59	0.3915	23.26	3815	32.3360%	Fecal		CFU/100 mL	200	283.2	86400	-	113,831.1
5439000	4/13/2011	58.9	58.9	0.3915	23.22	3843	32.5733%	Fecal		CFU/100 mL	200	283.2	86400	-	113,639.5
5439000	6/10/2016	58.9	58.9	0.3915	23.22	3843	32.5733%	Fecal		CFU/100 mL	200	283.2	86400	-	113,639.5
5439000	1/24/2020	58.9	58.9	0.3915	23.22	3843	32.5733%	Fecal		CFU/100 mL	200	283.2	86400	-	113,639.5
5439000	2/28/2020	58.9	58.9	0.3915	23.22	3843	32.5733%	Fecal		CFU/100 mL	200	283.2	86400	-	113,639.5
5439000	1/28/2013	58.8	58.8	0.3915	23.18	3847	32.6072%	Fecal		CFU/100 mL	200	283.2	86400	-	113,447.9
5439000	3/10/2017	58.8	58.8	0.3915	23.18	3847	32.6072%	Fecal		CFU/100 mL	200	283.2	86400	-	113,447.9
5439000	1/23/2019	58.8	58.8	0.3915	23.18	3847	32.6072%	Fecal		CFU/100 mL	200	283.2	86400	-	113,447.9
5439000	1/28/2019	58.8	58.8	0.3915	23.18	3847	32.6072%	Fecal		CFU/100 mL	200	283.2	86400	-	113,447.9
5439000	3/21/2002	58.7	58.7	0.3915	23.14	3851	32.6411%	Fecal		CFU/100 mL	200	283.2	86400	-	113,256.3
5439000	1/26/2012	58.7	58.7	0.3915	23.14	3851	32.6411%	Fecal		CFU/100 mL	200	283.2	86400	-	113,256.3
5439000	4/6/2019	58.7	58.7	0.3915	23.14	3851	32.6411%	Fecal		CFU/100 mL	200	283.2	86400	-	113,256.3
5439000	11/26/2020	58.7	58.7	0.3915	23.14	3851	32.6411%	Fecal		CFU/100 mL	200	283.2	86400	-	113,256.3
5439000	5/10/2007	58.6	58.6	0.3915	23.10	3855	32.6750%	Fecal		CFU/100 mL	200	283.2	86400	-	113,064.8
5439000	1/2/2012	58.6	58.6	0.3915	23.10	3855	32.6750%	Fecal		CFU/100 mL	200	283.2	86400	-	113,064.8
5439000	2/4/2017	58.6	58.6	0.3915	23.10	3855	32.6750%	Fecal		CFU/100 mL	200	283.2	86400	-	113,064.8
5439000	4/22/2019	58.6	58.6	0.3915	23.10	3855	32.6750%	Fecal		CFU/100 mL	200	283.2	86400	-	113,064.8
5439000	2/12/2020	58.6	58.6	0.3915	23.10	3855	32.6750%	Fecal		CFU/100 mL	200	283.2	86400	-	113,064.8
5439000	5/14/2021	58.6	58.6	0.3915	23.10	3855	32.6750%	Fecal		CFU/100 mL	200	283.2	86400	-	113,064.8
5439000	12/3/2009	58.5	58.5	0.3915	23.07	3861	32.7259%	Fecal		CFU/100 mL	200	283.2	86400	-	112,873.2
5439000	7/7/2018	58.5	58.5	0.3915	23.07	3861	32.7259%	Fecal		CFU/100 mL	200	283.2	86400	-	112,873.2
5439000	1/30/2019	58.5	58.5	0.3915	23.07	3861	32.7259%	Fecal		CFU/100 mL	200	283.2	86400	-	112,873.2
5439000	7/15/2007	58.4	58.4	0.3915	23.03	3864	32.7513%	Fecal		CFU/100 mL	200	283.2	86400	-	112,681.6
5439000	2/10/2017	58.4	58.4	0.3915	23.03	3864	32.7513%	Fecal		CFU/100 mL	200	283.2	86400	-	112,681.6
5439000	3/5/2002	58.3	58.3	0.3915	22.99	3866	32.7683%	Fecal		CFU/100 mL	200	283.2	86400	-	112,490.0
5439000	6/23/2017	58.3	58.3	0.3915	22.99	3866	32.7683%	Fecal		CFU/100 mL	200	283.2	86400	-	112,490.0
5439000	8/2/2017	58.3	58.3	0.3915	22.99	3866	32.7683%	Fecal		CFU/100 mL	200	283.2	86400	-	112,490.0
5439000	11/3/2008	58.2	58.2	0.3915	22.95	3869	32.7937%	Fecal		CFU/100 mL	200	283.2	86400	-	112,298.5
5439000	11/7/2008	58.2	58.2	0.3915	22.95	3869	32.7937%	Fecal		CFU/100 mL	200	283.2	86400	-	112,298.5
5439000	2/20/2016	58.2	58.2	0.3915	22.95	3869	32.7937%	Fecal		CFU/100 mL	200	283.2	86400	-	112,298.5
5439000	4/25/2019	58.2	58.2	0.3915	22.95	3869	32.7937%	Fecal		CFU/100 mL	200	283.2	86400	-	112,298.5
5439000	1/9/2007	58.1	58.1	0.3915	22.91	3873	32.8276%	Fecal		CFU/100 mL	200	283.2	86400	-	112,106.9
5439000	5/31/2007	58.1	58.1	0.3915	22.91	3873	32.8276%	Fecal		CFU/100 mL	200	283.2	86400	-	112,106.9
5439000	1/10/2009	58.1	58.1	0.3915	22.91	3873	32.8276%	Fecal		CFU/100 mL	200	283.2	86400	-	112,106.9
5439000	5/28/2010	58.1	58.1	0.3915	22.91	3873	32.8276%	Fecal		CFU/100 mL	200	283.2	86400	-	112,106.9
5439000	2/14/1990	58	58	0.3915	22.87	3877	32.8615%	Fecal		CFU/100 mL	200	283.2	86400	-	111,915.3
5439000	2/14/1991	58	58	0.3915	22.87	3877	32.8615%	Fecal		CFU/100 mL	200	283.2	86400	-	111,915.3
5439000	3/28/1992	58	58	0.3915	22.87	3877	32.8615%	Fecal		CFU/100 mL	200	283.2	86400	-	111,915.3
5439000	9/22/1993	58	58	0.3915	22.87	3877	32.8615%	Fecal		CFU/100 mL	200	283.2	86400	-	111,915.3
5439000	11/4/1994	58	58	0.3915	22.87	3877	32.8615%	Fecal		CFU/100 mL	200	283.2	86400	-	111,915.3
5439000	12/12/1994	58	58	0.3915	22.87	3877	32.8615%	Fecal		CFU/100 mL	200	283.2	86400	-	111,915.3
5439000	2/22/1995	58	58	0.3915	22.87	3877	32.8615%	Fecal		CFU/100 mL	200	283.2	86400	-	111,915.3
5439000	7/3/1996	58	58	0.3915	22.87	3877	32.8615%	Fecal		CFU/100 mL	200	283.2	86400	-	111,915.3
5439000	4/6/1997	58	58	0.3915	22.87	3877	32.8615%	Fecal		CFU/100 mL	200	283.2	86400	-	111,915.3
5439000	6/25/1998	58	58	0.3915	22.87	3877	32.8615%	Fecal		CFU/100 mL	200	283.2	86400	-	111,915.3
5439000	6/28/1999	58	58	0.3915	22.87	3877	32.8615%	Fecal		CFU/100 mL	200	283.2	86400	-	111,915.3
5439000	3/10/2001	58	58	0.3915	22.87	3877	32.8615%	Fecal		CFU/100 mL	200	283.2	86400	-	111,915.3
5439000	5/27/2003	58	58	0.3915	22.87	3877	32.8615%	Fecal		CFU/100 mL	200	283.2	86400	-	111,915.3
5439000	12/29/2007	58	58	0.3915	22.87	3877	32.8615%	Fecal		CFU/100 mL	200	283.2	86400	-	111,915.3
5439000	1/25/2018	58	58	0.3915	22.87	3877	32.8615%	Fecal		CFU/100 mL	200	283.2	86400	-	111,915.3
5439000	4/3/2021	58	58	0.3915	22.87	3877	32.8615%	Fecal		CFU/100 mL	200	283.2	86400	-	111,915.3
5439000	4/20/2007	57.9	57.9	0.3915	22.83	3893	32.9971%	Fecal		CFU/100 mL	200	283.2	86400	-	111,723.8
5439000	1/10/2010	57.9	57.9	0.3915	22.83	3893	32.9971%	Fecal		CFU/100 mL	200	283.2	86400	-	111,723.8
5439000	4/21/2020	57.9	57.9	0.3915	22.83	3893	32.9971%	Fecal		CFU/100 mL	200	283.2	86400	-	111,723.8
5439000	6/8/2020	57.9	57.9	0.3915	22.83	3893	32.9971%	Fecal		CFU/100 mL	200	283.2	86400	-	111,723.8
5439000	3/3/2004	57.8	57.8	0.3915	22.79	3897	33.0310%	Fecal		CFU/100 mL	200	283.2	86400	-	111,532.2
5439000	5/9/2007	57.8	57.8	0.3915	22.79	3897	33.0310%	Fecal		CFU/100 mL	200	283.2	86400	-	111,532.2
5439000	6/6/2013	57.8	57.8	0.3915	22.79	3897	33.0310%	Fecal		CFU/100 mL	200	283.2	86400	-	111,532.2
5439000	5/8/2018	57.8	57.8	0.3915	22.79	3897	33.0310%	Fecal		CFU/100 mL	200	283.2	86400	-	111,532.2
5439000	1/16/2019	57.8	57.8	0.3915	22.79	3897	33.0310%	Fecal		CFU/100 mL	200	283.2	86400	-	111,532.2
5439000	9/5/2019	57.8	57.8	0.3915	22.79	3897	33.0310%	Fecal		CFU/100 mL	200	283.2	86400	-	111,532.2
5439000	5/12/2006	57.7	57.7	0.3915	22.75	3903	33.0819%	Fecal		CFU/100 mL	200	283.2	86400	-	111,340.6
5439000	4/1/2011	57.7	57.7	0.3915	22.75	3903	33.0819%	Fecal		CFU/100 mL	200	283.2	86400	-	111,340.6
5439000	4/1/2013	57.7	57.7	0.3915	22.75	3903	33.0819%	Fecal		CFU/100 mL	200	283.2	86400	-	111,340.6
5439000	11/25/2017	57.7	57.7	0.3915	22.75	3903	33.0819%	Fecal		CFU/100 mL	200	283.2	86400	-	111,340.6

Gage ID	Date	Discharge (CFS)	Gage Discharge (less Surrogate NPDES) (CFS)	Watershed Area Ratio	Calculated flow (CFS)	Rank	Flow Exceedance %	Parameter	Results	Units (mg or micro_gram	Limit/Standard	100mL/CF	sec/day	Actual Load (million colonies/day)	Allowable Load (million colonies/day)
5439000	5/29/2018	57.7	57.7	0.3915	22.75	3903	33.0819%	Fecal		CFU/100 mL	200	283.2	86400	-	111,340.6
5439000	6/24/2021	57.7	57.7	0.3915	22.75	3903	33.0819%	Fecal		CFU/100 mL	200	283.2	86400	-	111,340.6
5439000	3/12/2004	57.6	57.6	0.3915	22.71	3909	33.1327%	Fecal		CFU/100 mL	200	283.2	86400	-	111,149.0
5439000	4/29/2004	57.6	57.6	0.3915	22.71	3909	33.1327%	Fecal		CFU/100 mL	200	283.2	86400	-	111,149.0
5439000	7/22/2015	57.6	57.6	0.3915	22.71	3909	33.1327%	Fecal		CFU/100 mL	200	283.2	86400	-	111,149.0
5439000	6/6/2017	57.6	57.6	0.3915	22.71	3909	33.1327%	Fecal		CFU/100 mL	200	283.2	86400	-	111,149.0
5439000	6/16/2017	57.6	57.6	0.3915	22.71	3909	33.1327%	Fecal		CFU/100 mL	200	283.2	86400	-	111,149.0
5439000	10/22/2017	57.6	57.6	0.3915	22.71	3909	33.1327%	Fecal		CFU/100 mL	200	283.2	86400	-	111,149.0
5439000	12/14/2018	57.5	57.5	0.3915	22.67	3915	33.1836%	Fecal		CFU/100 mL	200	283.2	86400	-	110,957.5
5439000	10/15/2008	57.4	57.4	0.3915	22.63	3916	33.1921%	Fecal		CFU/100 mL	200	283.2	86400	-	110,765.9
5439000	3/9/2016	57.4	57.4	0.3915	22.63	3916	33.1921%	Fecal		CFU/100 mL	200	283.2	86400	-	110,765.9
5439000	11/4/2016	57.4	57.4	0.3915	22.63	3916	33.1921%	Fecal		CFU/100 mL	200	283.2	86400	-	110,765.9
5439000	7/23/2019	57.4	57.4	0.3915	22.63	3916	33.1921%	Fecal		CFU/100 mL	200	283.2	86400	-	110,765.9
5439000	12/6/1993	57.3	57.3	0.3915	22.60	3920	33.2260%	Fecal		CFU/100 mL	200	283.2	86400	-	110,574.3
5439000	3/12/2016	57.3	57.3	0.3915	22.60	3920	33.2260%	Fecal		CFU/100 mL	200	283.2	86400	-	110,574.3
5439000	7/17/2008	57.2	57.2	0.3915	22.56	3922	33.2429%	Fecal		CFU/100 mL	200	283.2	86400	-	110,382.7
5439000	4/11/2019	57.2	57.2	0.3915	22.56	3922	33.2429%	Fecal		CFU/100 mL	200	283.2	86400	-	110,382.7
5439000	10/17/2014	57.1	57.1	0.3915	22.52	3924	33.2599%	Fecal		CFU/100 mL	200	283.2	86400	-	110,191.2
5439000	1/22/2019	57.1	57.1	0.3915	22.52	3924	33.2599%	Fecal		CFU/100 mL	200	283.2	86400	-	110,191.2
5439000	4/9/2019	57.1	57.1	0.3915	22.52	3924	33.2599%	Fecal		CFU/100 mL	200	283.2	86400	-	110,191.2
5439000	3/25/2022	153	153	0.1459	22.49	3927	33.2853%	Fecal		CFU/100 mL	200	283.2	86400	-	110,068.7
5439000	4/5/1990	57	57	0.3915	22.48	3928	33.2938%	Fecal		CFU/100 mL	200	283.2	86400	-	109,999.6
5439000	4/10/1990	57	57	0.3915	22.48	3928	33.2938%	Fecal		CFU/100 mL	200	283.2	86400	-	109,999.6
5439000	4/19/1990	57	57	0.3915	22.48	3928	33.2938%	Fecal		CFU/100 mL	200	283.2	86400	-	109,999.6
5439000	1/11/1992	57	57	0.3915	22.48	3928	33.2938%	Fecal		CFU/100 mL	200	283.2	86400	-	109,999.6
5439000	3/19/1993	57	57	0.3915	22.48	3928	33.2938%	Fecal		CFU/100 mL	200	283.2	86400	-	109,999.6
5439000	5/19/1993	57	57	0.3915	22.48	3928	33.2938%	Fecal		CFU/100 mL	200	283.2	86400	-	109,999.6
5439000	5/20/1993	57	57	0.3915	22.48	3928	33.2938%	Fecal		CFU/100 mL	200	283.2	86400	-	109,999.6
5439000	7/9/1993	57	57	0.3915	22.48	3928	33.2938%	Fecal		CFU/100 mL	200	283.2	86400	-	109,999.6
5439000	1/27/1995	57	57	0.3915	22.48	3928	33.2938%	Fecal		CFU/100 mL	200	283.2	86400	-	109,999.6
5439000	6/19/1995	57	57	0.3915	22.48	3928	33.2938%	Fecal		CFU/100 mL	200	283.2	86400	-	109,999.6
5439000	8/23/1996	57	57	0.3915	22.48	3928	33.2938%	Fecal		CFU/100 mL	200	283.2	86400	-	109,999.6
5439000	4/12/1997	57	57	0.3915	22.48	3928	33.2938%	Fecal		CFU/100 mL	200	283.2	86400	-	109,999.6
5439000	5/17/1997	57	57	0.3915	22.48	3928	33.2938%	Fecal		CFU/100 mL	200	283.2	86400	-	109,999.6
5439000	3/26/1999	57	57	0.3915	22.48	3928	33.2938%	Fecal		CFU/100 mL	200	283.2	86400	-	109,999.6
5439000	4/3/2001	57	57	0.3915	22.48	3928	33.2938%	Fecal		CFU/100 mL	200	283.2	86400	-	109,999.6
5439000	4/24/2001	57	57	0.3915	22.48	3928	33.2938%	Fecal		CFU/100 mL	200	283.2	86400	-	109,999.6
5439000	5/26/2007	57	57	0.3915	22.48	3928	33.2938%	Fecal		CFU/100 mL	200	283.2	86400	-	109,999.6
5439000	6/1/2007	57	57	0.3915	22.48	3928	33.2938%	Fecal		CFU/100 mL	200	283.2	86400	-	109,999.6
5439000	12/30/2016	57	57	0.3915	22.48	3928	33.2938%	Fecal		CFU/100 mL	200	283.2	86400	-	109,999.6
5439000	12/9/2009	56.9	56.9	0.3915	22.44	3947	33.4548%	Fecal		CFU/100 mL	200	283.2	86400	-	109,808.0
5439000	6/4/2013	56.9	56.9	0.3915	22.44	3947	33.4548%	Fecal		CFU/100 mL	200	283.2	86400	-	109,808.0
5439000	2/25/2005	56.8	56.8	0.3915	22.40	3949	33.4718%	Fecal		CFU/100 mL	200	283.2	86400	-	109,616.4
5439000	2/8/2012	56.8	56.8	0.3915	22.40	3949	33.4718%	Fecal		CFU/100 mL	200	283.2	86400	-	109,616.4
5439000	5/15/2021	56.8	56.8	0.3915	22.40	3949	33.4718%	Fecal		CFU/100 mL	200	283.2	86400	-	109,616.4
5439000	4/15/2011	56.7	56.7	0.3915	22.36	3952	33.4972%	Fecal		CFU/100 mL	200	283.2	86400	-	109,424.9
5439000	5/13/2013	56.7	56.7	0.3915	22.36	3952	33.4972%	Fecal		CFU/100 mL	200	283.2	86400	-	109,424.9
5439000	2/14/2020	56.7	56.7	0.3915	22.36	3952	33.4972%	Fecal		CFU/100 mL	200	283.2	86400	-	109,424.9
5439000	2/28/2002	56.6	56.6	0.3915	22.32	3955	33.5226%	Fecal		CFU/100 mL	200	283.2	86400	-	109,233.3
5439000	2/26/2004	56.6	56.6	0.3915	22.32	3955	33.5226%	Fecal		CFU/100 mL	200	283.2	86400	-	109,233.3
5439000	5/21/2008	56.6	56.6	0.3915	22.32	3955	33.5226%	Fecal		CFU/100 mL	200	283.2	86400	-	109,233.3
5439000	3/4/2010	56.6	56.6	0.3915	22.32	3955	33.5226%	Fecal		CFU/100 mL	200	283.2	86400	-	109,233.3
5439000	4/19/2010	56.6	56.6	0.3915	22.32	3955	33.5226%	Fecal		CFU/100 mL	200	283.2	86400	-	109,233.3
5439000	5/10/2010	56.6	56.6	0.3915	22.32	3955	33.5226%	Fecal		CFU/100 mL	200	283.2	86400	-	109,233.3
5439000	11/29/2011	56.6	56.6	0.3915	22.32	3955	33.5226%	Fecal		CFU/100 mL	200	283.2	86400	-	109,233.3
5439000	3/20/2012	56.6	56.6	0.3915	22.32	3955	33.5226%	Fecal		CFU/100 mL	200	283.2	86400	-	109,233.3
5439000	12/5/2016	56.6	56.6	0.3915	22.32	3955	33.5226%	Fecal		CFU/100 mL	200	283.2	86400	-	109,233.3
5439000	3/13/2018	56.6	56.6	0.3915	22.32	3955	33.5226%	Fecal		CFU/100 mL	200	283.2	86400	-	109,233.3
5439000	4/17/2021	56.6	56.6	0.3915	22.32	3955	33.5226%	Fecal		CFU/100 mL	200	283.2	86400	-	109,233.3
5439000	12/13/2019	56.5	56.5	0.3915	22.28	3966	33.6159%	Fecal		CFU/100 mL	200	283.2	86400	-	109,041.7
5439000	1/24/2016	56.4	56.4	0.3915	22.24	3967	33.6243%	Fecal		CFU/100 mL	200	283.2	86400	-	108,850.2
5439000	5/29/2021	56.4	56.4	0.3915	22.24	3967	33.6243%	Fecal		CFU/100 mL	200	283.2	86400	-	108,850.2
5439000	10/12/2008	56.3	56.3	0.3915	22.20	3969	33.6413%	Fecal		CFU/100 mL	200	283.2	86400	-	108,658.6
5439000	3/27/2014	56.3	56.3	0.3915	22.20	3969	33.6413%	Fecal		CFU/100 mL	200	283.2	86400	-	108,658.6
5439000	6/16/2014	56.3	56.3	0.3915	22.20	3969	33.6413%	Fecal		CFU/100 mL	200	283.2	86400	-	108,658.6
5439000	1/23/2020	56.3	56.3	0.3915	22.20	3969	33.6413%	Fecal		CFU/100 mL	200	283.2	86400	-	108,658.6
5439000	11/20/2008	56.2	56.2	0.3915	22.16	3973	33.6752%	Fecal		CFU/100 mL	200	283.2	86400	-	108,467.0
5439000	2/28/2017	56.2	56.2	0.3915	22.16	3973	33.6752%	Fecal		CFU/100 mL	200	283.2	86400	-	108,467.0
5439000	12/11/2019	56.2	56.2	0.3915	22.16	3973	33.6752%	Fecal		CFU/100 mL	200	283.2	86400	-	108,467.0
5439000	6/25/2004	56.1	56.1	0.3915	22.13	3976	33.7006%	Fecal		CFU/100 mL	200	283.2	86400	-	108,275.4
5439000	3/2/2005	56.1	56.1	0.3915	22.13	3976	33.7006%	Fecal		CFU/100 mL	200	283.2	86400	-	108,275.4
5439000	7/8/2021	56.1	56.1	0.3915	22.13	3976	33.7006%	Fecal		CFU/100 mL	200	283.2	86400	-	108,275.4
5439000	5/12/1991	56	56	0.3915	22.09	3979	33.7261%	Fecal		CFU/100 mL	200	283.2	86400	-	108,083.9
5439000	12/20/1991	56	56	0.3915	22.09	3979	33.7261%	Fecal		CFU/100 mL	200	283.2	86400	-	108,083.9
5439000	1/12/1992	56	56	0.3915	22.09	3979	33.7261%	Fecal		CFU/100 mL	200	283.2	86400	-	108,083.9
5439000	1/20/1992	56	56	0.3915	22.09	3979	33.7261%	Fecal		CFU/100 mL	200	283.2	86400	-	108,083.9
5439000	3/4/1992	56	56	0.3915	22.09	3979	33.7261%	Fecal		CFU/100 mL	200	283.2	86400	-	108,083.9
5439000	1/19/1993	56	56	0.3915	22.09	3979	33.7261%	Fecal		CFU/100 mL	200	283.2	86400	-	108,083.9
5439000	1/30/1993	56	56	0.3915	22.09	3979	33.7261%	Fecal		CFU/100 mL	200	283.2	86400	-	108,083.9
5439000	5/24/1993	56	56	0.3915	22.09	3979	33.7261%	Fecal		CFU/100 mL	200	283.2	86400	-	108,083.9
5439000	10/16/1993	56	56	0.3915	22.09	3979	33.7261%	Fecal		CFU/100 mL	200	283.2	86400	-	108,083.9
5439000	12/4/1993	56	56	0.3915	22.09	3979	33.7261%	Fecal		CFU/100 mL	200	283.2	86400	-	108,083.9
5439000	12/31/1993	56	56	0.3915	22.09	3979	33.7261%	Fecal		CFU/100 mL	200	283.2	86400	-	108,083.9
5439000	11/22/1994	56	56	0.3915	22.09	3979	33.7261%	Fecal		CFU/100 mL	200	283.2	86400	-	108,083.9
5439000	1/28/1995	56	56	0.3915	22.09	3979	33.7261%	Fecal		CFU/100 mL	200	283.2	86400	-	108,083.9
5439000	3/22/1995	56	56	0.3915	22.09	3979	33.7261%	Fecal		CFU/100 mL	200	283.2	86400	-	108,083.9
5439000	4/2/1995	56	56	0.3915	22.09	3979	33.7261%	Fecal		CFU/100 mL	200	283.2	86400	-	108,083.9
5439000	2/11/1996	56	56	0.3915	22.09	3979	33.7261%	Fecal		CFU/100 mL	200	283.2	86400	-	108,083.9
5439000	4/5/1997	56	56	0.3915	22.09	3979	33.7261%	Fecal		CFU/100 mL	200	283.2	86400	-	108,083.9
5439000	2/22/1999	56	56	0.3915	22.09	3979	33.7261%	Fecal		CFU/100 mL	200	283.2	86400	-	108,083.9
5439000	3/7/1999	56	56	0.3915	22.09	3979	33.7261%	Fecal		CFU/100 mL	200	283.2	86400	-	108,083.9
5439000	5/9/2000	56	56	0.3915	22.09	3979	33.7261%	Fecal		CFU/100 mL	200	283.2	86400	-	108,083.9
5439000	11/12/2000	56	56	0.3915	22.09	3979	33.7261%	Fecal		CFU/100 mL	200	283.2	86400	-	108,083.9
5439000	2/4/2001	56	56	0.3915	22.09	3979	33.7261%	Fecal		CFU/100 mL	200	283.2	86400	-	108,083.9
5439000	6/22/2002	56	56	0.3915	22.09	3979	33.7261%	Fecal		CFU/100 mL	200	283.2	86400	-	108,083.9
5439000	7/9/2003	56	56	0.3915	22.09	3979	33.7261%	Fecal		CFU/100 mL	200	283.2	86400	-	108,083.9
5439000	4/1/2010	56	56	0.3915	22.09	3979	33.7261%	Fecal		CFU/100 mL	200	283.2	86400	-	108,083.9
5439000	4/17/2016	56	56	0.3915	22.09	3979	33.7261%	Fecal		CFU/100 mL	200	283.2	86400	-	108,083.9
5439000	11/2/2016	56	56	0.3915	22.09	3979	33.7261%	Fecal		CFU/100 mL	200	283.2	86400	-	108,083.9
5439000	5/10/2018	56	56	0.3915	22.09	3979	33.7261%	Fecal		CFU/100 mL	200	283.2	86400	-	108,083.9
5439000	5/29/2007	55.9	55.9	0.3915	22.05	4007	33.9634%	Fecal		CFU/100 mL	200	283.2	86400	-	107,892.3
5439000	4/27/2008	55.9	55.9	0.3915	22.05	4007	33.9634%	Fecal		CFU/100 mL	200	283.2	86400	-	107,892.3
5439000	3/10/2014	55.9	55.9	0.3915	22.05	4007	33.9634%	Fecal		CFU/100 mL	200	283.2	86400	-	107,892.3
5439000	2/13/2020	55.8	55.8	0.3915	22.01	4010	33.9888%	Fecal		CFU/100 mL	200	283.2	86400	-	107,700.7
5439000	4/21/2007	55.7	55.7	0.3915	21.97	4011	33.9973%	Fecal		CFU/100 mL	200	283.2	86400	-	107,509.1
5439000	5/28/2003	55.6	55.6	0.3915	21.93	4012	34.0058%	Fecal		CFU/100 mL	200	283.2	86400	-	107,317.6
5439000	5/20/2006	55.6	55.6	0.3915	21.93	4012	34.0058%	Fecal		CFU/100 mL	200	283.2	86400	-	107,317.6
5439000	1/11/2010	55.6	55.6	0.3915	21.93	4012	34.0058%	Fecal		CFU/100 mL	200	283.2	86400	-	107,317.6
5439000	4/3/2010	55.6	55.6	0.3915	21.93	4012	34.0058%	Fecal		CFU/100 mL	200	283.2	86400	-	107,317.6
5439000	4/10/2021	55.6	55.6	0.3915	21.93	4012	34.0058%	Fecal		CFU/100 mL	200	283.2	86400	-	107,317.6
5439000	9/13/2007	55.5	55.5	0.3915	21.89	4017	34.0481%	Fecal		CFU/100 mL	200	283.2	86400	-	107,126.0
5439000	10/7/2008	55.5	55.5	0.3915	21.89	4017	34.0481%	Fecal		CFU/100 mL	200	283.2	86400	-	107,126.0
5439000	12/15/2018	55.5	55.5	0.3915	21.89	4017	34.0481%	Fecal		CFU/100 mL	200	283.2	86400	-	107,126.0
5439000	6/11/2016	55.4	55.4	0.3915	21.85	4020	34.0736%	Fecal		CFU/100 mL	200	283.2	86400	-	106,934.4
5439000	7/22/2016	55.4	55.4	0.3915	21.85	4020	34.0736%	Fecal		CFU/100 mL	200	283.2	86400	-	106,934.4
5439000	3/6/2020	55.4	55.4	0.3915	21.85	4020	34.0736%	Fecal		CFU/100 mL	200	283.2	86400	-	106,934.4
5439000	6/7/2017	55.3	55.3	0.3915	21.81	4023	34.0990%	Fecal		CFU/100 mL	200	283.2	86400	-	106,742.8
5439000	7/19/2014	55.2	55.2	0.3915	21.77	4024	34.1075%	Fecal		CFU/100 mL	200	283.2	86400	-	106,551.3
5439000	4/16/2020	55.2	55.2	0.3915	21.77	4024	34.1075%	Fecal		CFU/100 mL	200	283.2	86400	-	106,551.3
5439000	4/30/2004	55.1	55.1	0.3915	21.73	4026	34.1244%	Fecal		CFU/100 mL	200	283.2	86400	-	106,359.7
5439000	2/17/1990	55	55	0.3915	21.69	4027	34.1329%	Fecal		CFU/100 mL	200	283.2	86400	-	106,168.1
5439000	4/25/1990	55	55	0.3915	21.69	4027	34.1329%	Fecal		CFU/100 mL	200	283.2	86400	-	106,168.1
5439000	6/28/1990	55	55	0.3915	21.69	4027	34.1329%	Fecal		CFU/100 mL	200	283.2	86400	-	106,168.1
5439000	3/5/1992	55	55	0.3915	21.69	4027	34.1329%	Fecal		CFU/100 mL	200	283.2	86400	-	106,168.1
5439000	10/6/1993	55	55	0.3915	21.69	4027	34.1329%	Fecal		CFU/100 mL	200	283.2	86400	-	106,168.1
5439000	10/13/1993	55	55	0.3915	21.69	4027	34.1329%	Fecal		CFU/100 mL	200	283.2	86400	-	106,168.1

Gage ID	Date	Discharge (CFS)	Gage Discharge (less Surrogate NPDES) (CFS)	Watershed Area Ratio	Calculated flow (CFS)	Rank	Flow Exceedance %	Parameter	Results	Units (mg or micro_gram	Limit/Standard	100mL/CF	sec/day	Actual Load (million colonies/day)	Allowable Load (million colonies/day)
5439000	2/17/1994	55	55	0.3915	21.69	4027	34.1329%	Fecal		CFU/100 mL	200	283.2	86400	-	106,168.1
5439000	12/4/1994	55	55	0.3915	21.69	4027	34.1329%	Fecal		CFU/100 mL	200	283.2	86400	-	106,168.1
5439000	12/5/1994	55	55	0.3915	21.69	4027	34.1329%	Fecal		CFU/100 mL	200	283.2	86400	-	106,168.1
5439000	12/7/1994	55	55	0.3915	21.69	4027	34.1329%	Fecal		CFU/100 mL	200	283.2	86400	-	106,168.1
5439000	12/18/1994	55	55	0.3915	21.69	4027	34.1329%	Fecal		CFU/100 mL	200	283.2	86400	-	106,168.1
5439000	12/19/1994	55	55	0.3915	21.69	4027	34.1329%	Fecal		CFU/100 mL	200	283.2	86400	-	106,168.1
5439000	12/20/1994	55	55	0.3915	21.69	4027	34.1329%	Fecal		CFU/100 mL	200	283.2	86400	-	106,168.1
5439000	1/9/1995	55	55	0.3915	21.69	4027	34.1329%	Fecal		CFU/100 mL	200	283.2	86400	-	106,168.1
5439000	1/29/1995	55	55	0.3915	21.69	4027	34.1329%	Fecal		CFU/100 mL	200	283.2	86400	-	106,168.1
5439000	6/20/1995	55	55	0.3915	21.69	4027	34.1329%	Fecal		CFU/100 mL	200	283.2	86400	-	106,168.1
5439000	7/6/1995	55	55	0.3915	21.69	4027	34.1329%	Fecal		CFU/100 mL	200	283.2	86400	-	106,168.1
5439000	11/22/1995	55	55	0.3915	21.69	4027	34.1329%	Fecal		CFU/100 mL	200	283.2	86400	-	106,168.1
5439000	3/19/1997	55	55	0.3915	21.69	4027	34.1329%	Fecal		CFU/100 mL	200	283.2	86400	-	106,168.1
5439000	5/30/1997	55	55	0.3915	21.69	4027	34.1329%	Fecal		CFU/100 mL	200	283.2	86400	-	106,168.1
5439000	2/4/1998	55	55	0.3915	21.69	4027	34.1329%	Fecal		CFU/100 mL	200	283.2	86400	-	106,168.1
5439000	12/14/1998	55	55	0.3915	21.69	4027	34.1329%	Fecal		CFU/100 mL	200	283.2	86400	-	106,168.1
5439000	2/23/1999	55	55	0.3915	21.69	4027	34.1329%	Fecal		CFU/100 mL	200	283.2	86400	-	106,168.1
5439000	3/27/1999	55	55	0.3915	21.69	4027	34.1329%	Fecal		CFU/100 mL	200	283.2	86400	-	106,168.1
5439000	5/17/2000	55	55	0.3915	21.69	4027	34.1329%	Fecal		CFU/100 mL	200	283.2	86400	-	106,168.1
5439000	7/16/2000	55	55	0.3915	21.69	4027	34.1329%	Fecal		CFU/100 mL	200	283.2	86400	-	106,168.1
5439000	2/20/2013	55	55	0.3915	21.69	4027	34.1329%	Fecal		CFU/100 mL	200	283.2	86400	-	106,168.1
5439000	4/18/2016	55	55	0.3915	21.69	4027	34.1329%	Fecal		CFU/100 mL	200	283.2	86400	-	106,168.1
5439000	6/28/2016	55	55	0.3915	21.69	4027	34.1329%	Fecal		CFU/100 mL	200	283.2	86400	-	106,168.1
5439000	6/2/2018	55	55	0.3915	21.69	4027	34.1329%	Fecal		CFU/100 mL	200	283.2	86400	-	106,168.1
5439000	4/14/2011	54.9	54.9	0.3915	21.66	4057	34.3872%	Fecal		CFU/100 mL	200	283.2	86400	-	105,976.6
5439000	4/18/2015	54.9	54.9	0.3915	21.66	4057	34.3872%	Fecal		CFU/100 mL	200	283.2	86400	-	105,976.6
5439000	11/29/2018	54.9	54.9	0.3915	21.66	4057	34.3872%	Fecal		CFU/100 mL	200	283.2	86400	-	105,976.6
5439000	3/1/2020	54.9	54.9	0.3915	21.66	4057	34.3872%	Fecal		CFU/100 mL	200	283.2	86400	-	105,976.6
5439000	10/4/2008	54.8	54.8	0.3915	21.62	4061	34.4211%	Fecal		CFU/100 mL	200	283.2	86400	-	105,785.0
5439000	12/10/2011	54.8	54.8	0.3915	21.62	4061	34.4211%	Fecal		CFU/100 mL	200	283.2	86400	-	105,785.0
5439000	12/14/2019	54.8	54.8	0.3915	21.62	4061	34.4211%	Fecal		CFU/100 mL	200	283.2	86400	-	105,785.0
5439000	4/20/2010	54.7	54.7	0.3915	21.58	4064	34.4465%	Fecal		CFU/100 mL	200	283.2	86400	-	105,593.4
5439000	2/5/2017	54.7	54.7	0.3915	21.58	4064	34.4465%	Fecal		CFU/100 mL	200	283.2	86400	-	105,593.4
5439000	4/22/2020	54.7	54.7	0.3915	21.58	4064	34.4465%	Fecal		CFU/100 mL	200	283.2	86400	-	105,593.4
5439000	7/4/1994	54.6	54.6	0.3915	21.54	4067	34.4719%	Fecal		CFU/100 mL	200	283.2	86400	-	105,401.8
5439000	5/29/2006	54.6	54.6	0.3915	21.54	4067	34.4719%	Fecal		CFU/100 mL	200	283.2	86400	-	105,401.8
5439000	6/28/2011	54.6	54.6	0.3915	21.54	4067	34.4719%	Fecal		CFU/100 mL	200	283.2	86400	-	105,401.8
5439000	4/19/2015	54.6	54.6	0.3915	21.54	4067	34.4719%	Fecal		CFU/100 mL	200	283.2	86400	-	105,401.8
5439000	7/14/2018	54.6	54.6	0.3915	21.54	4067	34.4719%	Fecal		CFU/100 mL	200	283.2	86400	-	105,401.8
5439000	12/12/2019	54.6	54.6	0.3915	21.54	4067	34.4719%	Fecal		CFU/100 mL	200	283.2	86400	-	105,401.8
5439000	2/2/2020	54.6	54.6	0.3915	21.54	4067	34.4719%	Fecal		CFU/100 mL	200	283.2	86400	-	105,401.8
5439000	3/30/1994	54.5	54.5	0.3915	21.50	4074	34.5313%	Fecal		CFU/100 mL	200	283.2	86400	-	105,210.3
5439000	2/19/2002	54.5	54.5	0.3915	21.50	4074	34.5313%	Fecal		CFU/100 mL	200	283.2	86400	-	105,210.3
5439000	3/4/2005	54.5	54.5	0.3915	21.50	4074	34.5313%	Fecal		CFU/100 mL	200	283.2	86400	-	105,210.3
5439000	4/10/2019	54.5	54.5	0.3915	21.50	4074	34.5313%	Fecal		CFU/100 mL	200	283.2	86400	-	105,210.3
5439000	7/8/2019	54.5	54.5	0.3915	21.50	4074	34.5313%	Fecal		CFU/100 mL	200	283.2	86400	-	105,210.3
5439000	4/23/2020	54.5	54.5	0.3915	21.50	4074	34.5313%	Fecal		CFU/100 mL	200	283.2	86400	-	105,210.3
5439000	4/6/2021	54.5	54.5	0.3915	21.50	4074	34.5313%	Fecal		CFU/100 mL	200	283.2	86400	-	105,210.3
5439000	1/19/2007	54.4	54.4	0.3915	21.46	4081	34.5906%	Fecal		CFU/100 mL	200	283.2	86400	-	105,018.7
5439000	4/19/2016	54.4	54.4	0.3915	21.46	4081	34.5906%	Fecal		CFU/100 mL	200	283.2	86400	-	105,018.7
5439000	10/31/2017	54.4	54.4	0.3915	21.46	4081	34.5906%	Fecal		CFU/100 mL	200	283.2	86400	-	105,018.7
5439000	2/18/2019	54.4	54.4	0.3915	21.46	4081	34.5906%	Fecal		CFU/100 mL	200	283.2	86400	-	105,018.7
5439000	7/3/2010	54.3	54.3	0.3915	21.42	4085	34.6245%	Fecal		CFU/100 mL	200	283.2	86400	-	104,827.1
5439000	11/7/2017	54.3	54.3	0.3915	21.42	4085	34.6245%	Fecal		CFU/100 mL	200	283.2	86400	-	104,827.1
5439000	6/20/2013	54.2	54.2	0.3915	21.38	4087	34.6415%	Fecal		CFU/100 mL	200	283.2	86400	-	104,635.5
5439000	4/1/2014	54.2	54.2	0.3915	21.38	4087	34.6415%	Fecal		CFU/100 mL	200	283.2	86400	-	104,635.5
5439000	5/18/2014	54.2	54.2	0.3915	21.38	4087	34.6415%	Fecal		CFU/100 mL	200	283.2	86400	-	104,635.5
5439000	4/12/2019	54.2	54.2	0.3915	21.38	4087	34.6415%	Fecal		CFU/100 mL	200	283.2	86400	-	104,635.5
5439000	7/23/2008	54.1	54.1	0.3915	21.34	4091	34.6754%	Fecal		CFU/100 mL	200	283.2	86400	-	104,444.0
5439000	1/18/2012	54.1	54.1	0.3915	21.34	4091	34.6754%	Fecal		CFU/100 mL	200	283.2	86400	-	104,444.0
5439000	3/30/2014	54.1	54.1	0.3915	21.34	4091	34.6754%	Fecal		CFU/100 mL	200	283.2	86400	-	104,444.0
5439000	3/14/2018	54.1	54.1	0.3915	21.34	4091	34.6754%	Fecal		CFU/100 mL	200	283.2	86400	-	104,444.0
5439000	4/28/1990	54	54	0.3915	21.30	4095	34.7093%	Fecal		CFU/100 mL	200	283.2	86400	-	104,252.4
5439000	6/4/1990	54	54	0.3915	21.30	4095	34.7093%	Fecal		CFU/100 mL	200	283.2	86400	-	104,252.4
5439000	6/5/1990	54	54	0.3915	21.30	4095	34.7093%	Fecal		CFU/100 mL	200	283.2	86400	-	104,252.4
5439000	6/8/1990	54	54	0.3915	21.30	4095	34.7093%	Fecal		CFU/100 mL	200	283.2	86400	-	104,252.4
5439000	8/25/1990	54	54	0.3915	21.30	4095	34.7093%	Fecal		CFU/100 mL	200	283.2	86400	-	104,252.4
5439000	12/25/1990	54	54	0.3915	21.30	4095	34.7093%	Fecal		CFU/100 mL	200	283.2	86400	-	104,252.4
5439000	1/1/1991	54	54	0.3915	21.30	4095	34.7093%	Fecal		CFU/100 mL	200	283.2	86400	-	104,252.4
5439000	2/15/1991	54	54	0.3915	21.30	4095	34.7093%	Fecal		CFU/100 mL	200	283.2	86400	-	104,252.4
5439000	3/7/1991	54	54	0.3915	21.30	4095	34.7093%	Fecal		CFU/100 mL	200	283.2	86400	-	104,252.4
5439000	5/1/1991	54	54	0.3915	21.30	4095	34.7093%	Fecal		CFU/100 mL	200	283.2	86400	-	104,252.4
5439000	1/13/1992	54	54	0.3915	21.30	4095	34.7093%	Fecal		CFU/100 mL	200	283.2	86400	-	104,252.4
5439000	3/18/1992	54	54	0.3915	21.30	4095	34.7093%	Fecal		CFU/100 mL	200	283.2	86400	-	104,252.4
5439000	5/1/1992	54	54	0.3915	21.30	4095	34.7093%	Fecal		CFU/100 mL	200	283.2	86400	-	104,252.4
5439000	12/12/1992	54	54	0.3915	21.30	4095	34.7093%	Fecal		CFU/100 mL	200	283.2	86400	-	104,252.4
5439000	1/17/1993	54	54	0.3915	21.30	4095	34.7093%	Fecal		CFU/100 mL	200	283.2	86400	-	104,252.4
5439000	5/21/1993	54	54	0.3915	21.30	4095	34.7093%	Fecal		CFU/100 mL	200	283.2	86400	-	104,252.4
5439000	5/22/1993	54	54	0.3915	21.30	4095	34.7093%	Fecal		CFU/100 mL	200	283.2	86400	-	104,252.4
5439000	1/30/1995	54	54	0.3915	21.30	4095	34.7093%	Fecal		CFU/100 mL	200	283.2	86400	-	104,252.4
5439000	2/28/1995	54	54	0.3915	21.30	4095	34.7093%	Fecal		CFU/100 mL	200	283.2	86400	-	104,252.4
5439000	6/28/1995	54	54	0.3915	21.30	4095	34.7093%	Fecal		CFU/100 mL	200	283.2	86400	-	104,252.4
5439000	3/31/1997	54	54	0.3915	21.30	4095	34.7093%	Fecal		CFU/100 mL	200	283.2	86400	-	104,252.4
5439000	2/5/1998	54	54	0.3915	21.30	4095	34.7093%	Fecal		CFU/100 mL	200	283.2	86400	-	104,252.4
5439000	6/28/1998	54	54	0.3915	21.30	4095	34.7093%	Fecal		CFU/100 mL	200	283.2	86400	-	104,252.4
5439000	7/11/1998	54	54	0.3915	21.30	4095	34.7093%	Fecal		CFU/100 mL	200	283.2	86400	-	104,252.4
5439000	10/24/1998	54	54	0.3915	21.30	4095	34.7093%	Fecal		CFU/100 mL	200	283.2	86400	-	104,252.4
5439000	3/15/1999	54	54	0.3915	21.30	4095	34.7093%	Fecal		CFU/100 mL	200	283.2	86400	-	104,252.4
5439000	3/28/1999	54	54	0.3915	21.30	4095	34.7093%	Fecal		CFU/100 mL	200	283.2	86400	-	104,252.4
5439000	8/8/2000	54	54	0.3915	21.30	4095	34.7093%	Fecal		CFU/100 mL	200	283.2	86400	-	104,252.4
5439000	4/25/2001	54	54	0.3915	21.30	4095	34.7093%	Fecal		CFU/100 mL	200	283.2	86400	-	104,252.4
5439000	6/22/2001	54	54	0.3915	21.30	4095	34.7093%	Fecal		CFU/100 mL	200	283.2	86400	-	104,252.4
5439000	3/22/2002	54	54	0.3915	21.30	4095	34.7093%	Fecal		CFU/100 mL	200	283.2	86400	-	104,252.4
5439000	1/18/2005	54	54	0.3915	21.30	4095	34.7093%	Fecal		CFU/100 mL	200	283.2	86400	-	104,252.4
5439000	4/4/2006	54	54	0.3915	21.30	4095	34.7093%	Fecal		CFU/100 mL	200	283.2	86400	-	104,252.4
5439000	1/19/2008	54	54	0.3915	21.30	4095	34.7093%	Fecal		CFU/100 mL	200	283.2	86400	-	104,252.4
5439000	7/1/2009	54	54	0.3915	21.30	4095	34.7093%	Fecal		CFU/100 mL	200	283.2	86400	-	104,252.4
5439000	12/16/2009	54	54	0.3915	21.30	4095	34.7093%	Fecal		CFU/100 mL	200	283.2	86400	-	104,252.4
5439000	1/17/2012	54	54	0.3915	21.30	4095	34.7093%	Fecal		CFU/100 mL	200	283.2	86400	-	104,252.4
5439000	6/5/2013	54	54	0.3915	21.30	4095	34.7093%	Fecal		CFU/100 mL	200	283.2	86400	-	104,252.4
5439000	4/19/2014	54	54	0.3915	21.30	4095	34.7093%	Fecal		CFU/100 mL	200	283.2	86400	-	104,252.4
5439000	12/24/1993	53.9	53.9	0.3915	21.26	4134	35.0398%	Fecal		CFU/100 mL	200	283.2	86400	-	104,060.8
5439000	1/5/2012	53.9	53.9	0.3915	21.26	4134	35.0398%	Fecal		CFU/100 mL	200	283.2	86400	-	104,060.8
5439000	6/20/2017	53.9	53.9	0.3915	21.26	4134	35.0398%	Fecal		CFU/100 mL	200	283.2	86400	-	104,060.8
5439000	10/25/1993	53.8	53.8	0.3915	21.23	4137	35.0653%	Fecal		CFU/100 mL	200	283.2	86400	-	103,869.2
5439000	5/5/2006	53.8	53.8	0.3915	21.23	4137	35.0653%	Fecal		CFU/100 mL	200	283.2	86400	-	103,869.2
5439000	6/29/2006	53.8	53.8	0.3915	21.23	4137	35.0653%	Fecal		CFU/100 mL	200	283.2	86400	-	103,869.2
5439000	8/17/2007	53.8	53.8	0.3915	21.23	4137	35.0653%	Fecal		CFU/100 mL	200	283.2	86400	-	103,869.2
5439000	3/11/2017	53.8	53.8	0.3915	21.23	4137	35.0653%	Fecal		CFU/100 mL	200	283.2	86400	-	103,869.2
5439000	1/17/2019	53.8	53.8	0.3915	21.23	4137	35.0653%	Fecal		CFU/100 mL	200	283.2	86400	-	103,869.2
5439000	1/26/2020	53.8	53.8	0.3915	21.23	4137	35.0653%	Fecal		CFU/100 mL	200	283.2	86400	-	103,869.2
5439000	4/8/2021	53.8	53.8	0.3915	21.23	4137	35.0653%	Fecal		CFU/100 mL	200	283.2	86400	-	103,869.2
5439000	1/11/2009	53.7	53.7	0.3915	21.19	4145	35.1331%	Fecal		CFU/100 mL	200	283.2	86400	-	103,677.7
5439000	2/9/2012	53.7	53.7	0.3915	21.19	4145	35.1331%	Fecal		CFU/100 mL	200	283.2	86400	-	103,677.7
5439000	3/27/2013	53.7	53.7	0.3915	21.19	4145	35.1331%	Fecal		CFU/100 mL	200	283.2	86400	-	103,677.7
5439000	4/2/2015	53.7	53.7	0.3915	21.19	4145	35.1331%	Fecal		CFU/100 mL	200	283.2	86400	-	103,677.7
5439000	4/20/2016	53.7	53.7	0.3915	21.19	4145	35.1331%	Fecal		CFU/100 mL	200	283.2	86400	-	103,677.7
5439000	4/27/2016	53.7	53.7	0.3915	21.19	4145	35.1331%	Fecal		CFU/100 mL	200	283.2	86400	-	103,677.7
5439000	11/8/2008	53.6	53.6	0.3915	21.15	4151	35.1839%	Fecal		CFU/100 mL	200	283.2	86400	-	103,486.1
5439000	2/10/2012	53.6	53.6	0.3915	21.15	4151	35.1839%	Fecal		CFU/100 mL	200	283.2	86400	-	103,486.1
5439000	6/8/2017	53.6	53.6	0.3915	21.15	4151	35.1839%	Fecal		CFU/100 mL	200	283.2	86400	-	103,486.1
5439000	6/11/2021	53.6	53.6	0.3915	21.15	4151	35.1839%	Fecal		CFU/100 mL	200	283.2	86400	-	103,486.1
5439000	6/23/1994	53.5	53.5	0.3915	21.11	4155	35.2178%	Fecal		CFU/100 mL	200	283.2	86400	-	103,294.5
5439000	4/26/2002	53.5	53.5	0.3915	21.11	4155	35.2178%	Fecal		CFU/100 mL	200	283.2	86400	-	103,294.5
5439000	6/16/2010	53.5	53.5	0.3915	21.11	4155	35.2178%	Fecal		CFU/100 mL	200	283.2	86400	-	103,294.5
5439000	12/5/1993	53.4	53.4	0.3915	21.07	4158	35.2433%	Fecal		CFU/100 mL	200	283.2	86400	-	103,103.0

Gage ID	Date	Discharge (CFS)	Gage Discharge (less Surrogate NPDES) (CFS)	Watershed Area Ratio	Calculated flow (CFS)	Rank	Flow Exceedance %	Parameter	Results	Units (mg or micro_gram	Limit/Standard	100mL/CF	sec/day	Actual Load (million colonies/day)	Allowable Load (million colonies/day)
5439000	2/21/2009	53.4	53.4	0.3915	21.07	4158	35.2433%	Fecal		CFU/100 mL	200	283.2	86400	-	103,103.0
5439000	5/17/2012	53.4	53.4	0.3915	21.07	4158	35.2433%	Fecal		CFU/100 mL	200	283.2	86400	-	103,103.0
5439000	5/15/2013	53.4	53.4	0.3915	21.07	4158	35.2433%	Fecal		CFU/100 mL	200	283.2	86400	-	103,103.0
5439000	4/4/2021	53.4	53.4	0.3915	21.07	4158	35.2433%	Fecal		CFU/100 mL	200	283.2	86400	-	103,103.0
5439000	2/3/2010	53.3	53.3	0.3915	21.03	4163	35.2856%	Fecal		CFU/100 mL	200	283.2	86400	-	102,911.4
5439000	4/2/2010	53.3	53.3	0.3915	21.03	4163	35.2856%	Fecal		CFU/100 mL	200	283.2	86400	-	102,911.4
5439000	1/6/2012	53.3	53.3	0.3915	21.03	4163	35.2856%	Fecal		CFU/100 mL	200	283.2	86400	-	102,911.4
5439000	2/24/2012	53.3	53.3	0.3915	21.03	4163	35.2856%	Fecal		CFU/100 mL	200	283.2	86400	-	102,911.4
5439000	3/29/2013	53.3	53.3	0.3915	21.03	4163	35.2856%	Fecal		CFU/100 mL	200	283.2	86400	-	102,911.4
5439000	2/9/2017	53.3	53.3	0.3915	21.03	4163	35.2856%	Fecal		CFU/100 mL	200	283.2	86400	-	102,911.4
5439000	4/9/2021	53.3	53.3	0.3915	21.03	4163	35.2856%	Fecal		CFU/100 mL	200	283.2	86400	-	102,911.4
5439000	12/23/1993	53.2	53.2	0.3915	20.99	4170	35.3450%	Fecal		CFU/100 mL	200	283.2	86400	-	102,719.8
5439000	4/22/2007	53.2	53.2	0.3915	20.99	4170	35.3450%	Fecal		CFU/100 mL	200	283.2	86400	-	102,719.8
5439000	6/1/2012	53.2	53.2	0.3915	20.99	4170	35.3450%	Fecal		CFU/100 mL	200	283.2	86400	-	102,719.8
5439000	3/31/2014	53.2	53.2	0.3915	20.99	4170	35.3450%	Fecal		CFU/100 mL	200	283.2	86400	-	102,719.8
5439000	7/15/2020	53.2	53.2	0.3915	20.99	4170	35.3450%	Fecal		CFU/100 mL	200	283.2	86400	-	102,719.8
5439000	2/11/2005	53.1	53.1	0.3915	20.95	4175	35.3874%	Fecal		CFU/100 mL	200	283.2	86400	-	102,528.2
5439000	6/14/2006	53.1	53.1	0.3915	20.95	4175	35.3874%	Fecal		CFU/100 mL	200	283.2	86400	-	102,528.2
5439000	4/9/2014	53.1	53.1	0.3915	20.95	4175	35.3874%	Fecal		CFU/100 mL	200	283.2	86400	-	102,528.2
5439000	12/21/1991	53	53	0.3915	20.91	4178	35.4128%	Fecal		CFU/100 mL	200	283.2	86400	-	102,336.7
5439000	3/19/1992	53	53	0.3915	20.91	4178	35.4128%	Fecal		CFU/100 mL	200	283.2	86400	-	102,336.7
5439000	4/30/1992	53	53	0.3915	20.91	4178	35.4128%	Fecal		CFU/100 mL	200	283.2	86400	-	102,336.7
5439000	8/15/1993	53	53	0.3915	20.91	4178	35.4128%	Fecal		CFU/100 mL	200	283.2	86400	-	102,336.7
5439000	11/23/1994	53	53	0.3915	20.91	4178	35.4128%	Fecal		CFU/100 mL	200	283.2	86400	-	102,336.7
5439000	11/24/1994	53	53	0.3915	20.91	4178	35.4128%	Fecal		CFU/100 mL	200	283.2	86400	-	102,336.7
5439000	1/31/1995	53	53	0.3915	20.91	4178	35.4128%	Fecal		CFU/100 mL	200	283.2	86400	-	102,336.7
5439000	3/23/1995	53	53	0.3915	20.91	4178	35.4128%	Fecal		CFU/100 mL	200	283.2	86400	-	102,336.7
5439000	4/3/1995	53	53	0.3915	20.91	4178	35.4128%	Fecal		CFU/100 mL	200	283.2	86400	-	102,336.7
5439000	5/19/1996	53	53	0.3915	20.91	4178	35.4128%	Fecal		CFU/100 mL	200	283.2	86400	-	102,336.7
5439000	3/20/1997	53	53	0.3915	20.91	4178	35.4128%	Fecal		CFU/100 mL	200	283.2	86400	-	102,336.7
5439000	3/21/1997	53	53	0.3915	20.91	4178	35.4128%	Fecal		CFU/100 mL	200	283.2	86400	-	102,336.7
5439000	6/2/1998	53	53	0.3915	20.91	4178	35.4128%	Fecal		CFU/100 mL	200	283.2	86400	-	102,336.7
5439000	3/11/1999	53	53	0.3915	20.91	4178	35.4128%	Fecal		CFU/100 mL	200	283.2	86400	-	102,336.7
5439000	5/18/2000	53	53	0.3915	20.91	4178	35.4128%	Fecal		CFU/100 mL	200	283.2	86400	-	102,336.7
5439000	6/10/2000	53	53	0.3915	20.91	4178	35.4128%	Fecal		CFU/100 mL	200	283.2	86400	-	102,336.7
5439000	4/26/2001	53	53	0.3915	20.91	4178	35.4128%	Fecal		CFU/100 mL	200	283.2	86400	-	102,336.7
5439000	6/16/2001	53	53	0.3915	20.91	4178	35.4128%	Fecal		CFU/100 mL	200	283.2	86400	-	102,336.7
5439000	6/23/2002	53	53	0.3915	20.91	4178	35.4128%	Fecal		CFU/100 mL	200	283.2	86400	-	102,336.7
5439000	3/12/2005	53	53	0.3915	20.91	4178	35.4128%	Fecal		CFU/100 mL	200	283.2	86400	-	102,336.7
5439000	2/2/2017	53	53	0.3915	20.91	4178	35.4128%	Fecal		CFU/100 mL	200	283.2	86400	-	102,336.7
5439000	4/9/2022	142	142	0.1459	20.89	4199	35.5908%	Fecal		CFU/100 mL	200	283.2	86400	-	102,213.0
5439000	4/21/2010	52.9	52.9	0.3915	20.87	4200	35.5993%	Fecal		CFU/100 mL	200	283.2	86400	-	102,145.1
5439000	4/17/2011	52.9	52.9	0.3915	20.87	4200	35.5993%	Fecal		CFU/100 mL	200	283.2	86400	-	102,145.1
5439000	8/5/2014	52.9	52.9	0.3915	20.87	4200	35.5993%	Fecal		CFU/100 mL	200	283.2	86400	-	102,145.1
5439000	2/17/2020	52.9	52.9	0.3915	20.87	4200	35.5993%	Fecal		CFU/100 mL	200	283.2	86400	-	102,145.1
5439000	4/29/2008	52.8	52.8	0.3915	20.83	4204	35.6332%	Fecal		CFU/100 mL	200	283.2	86400	-	101,953.5
5439000	3/15/2018	52.8	52.8	0.3915	20.83	4204	35.6332%	Fecal		CFU/100 mL	200	283.2	86400	-	101,953.5
5439000	7/8/2018	52.8	52.8	0.3915	20.83	4204	35.6332%	Fecal		CFU/100 mL	200	283.2	86400	-	101,953.5
5439000	7/24/2019	52.8	52.8	0.3915	20.83	4204	35.6332%	Fecal		CFU/100 mL	200	283.2	86400	-	101,953.5
5439000	4/18/2021	52.8	52.8	0.3915	20.83	4204	35.6332%	Fecal		CFU/100 mL	200	283.2	86400	-	101,953.5
5439000	3/30/2002	52.7	52.7	0.3915	20.79	4209	35.6755%	Fecal		CFU/100 mL	200	283.2	86400	-	101,761.9
5439000	6/8/2007	52.7	52.7	0.3915	20.79	4209	35.6755%	Fecal		CFU/100 mL	200	283.2	86400	-	101,761.9
5439000	4/21/2015	52.7	52.7	0.3915	20.79	4209	35.6755%	Fecal		CFU/100 mL	200	283.2	86400	-	101,761.9
5439000	6/9/2017	52.7	52.7	0.3915	20.79	4209	35.6755%	Fecal		CFU/100 mL	200	283.2	86400	-	101,761.9
5439000	4/14/2019	52.7	52.7	0.3915	20.79	4209	35.6755%	Fecal		CFU/100 mL	200	283.2	86400	-	101,761.9
5439000	3/3/2005	52.6	52.6	0.3915	20.76	4214	35.7179%	Fecal		CFU/100 mL	200	283.2	86400	-	101,570.4
5439000	11/4/2008	52.6	52.6	0.3915	20.76	4214	35.7179%	Fecal		CFU/100 mL	200	283.2	86400	-	101,570.4
5439000	5/29/2010	52.6	52.6	0.3915	20.76	4214	35.7179%	Fecal		CFU/100 mL	200	283.2	86400	-	101,570.4
5439000	12/6/2016	52.6	52.6	0.3915	20.76	4214	35.7179%	Fecal		CFU/100 mL	200	283.2	86400	-	101,570.4
5439000	4/14/2022	141	141	0.1459	20.74	4218	35.7518%	Fecal		CFU/100 mL	200	283.2	86400	-	101,498.8
5439000	10/5/2008	52.5	52.5	0.3915	20.72	4219	35.7603%	Fecal		CFU/100 mL	200	283.2	86400	-	101,378.8
5439000	8/3/2017	52.5	52.5	0.3915	20.72	4219	35.7603%	Fecal		CFU/100 mL	200	283.2	86400	-	101,378.8
5439000	12/16/2018	52.5	52.5	0.3915	20.72	4219	35.7603%	Fecal		CFU/100 mL	200	283.2	86400	-	101,378.8
5439000	5/16/2021	52.5	52.5	0.3915	20.72	4219	35.7603%	Fecal		CFU/100 mL	200	283.2	86400	-	101,378.8
5439000	6/3/2003	52.4	52.4	0.3915	20.68	4223	35.7942%	Fecal		CFU/100 mL	200	283.2	86400	-	101,187.2
5439000	5/24/2006	52.4	52.4	0.3915	20.68	4223	35.7942%	Fecal		CFU/100 mL	200	283.2	86400	-	101,187.2
5439000	4/2/2011	52.4	52.4	0.3915	20.68	4223	35.7942%	Fecal		CFU/100 mL	200	283.2	86400	-	101,187.2
5439000	11/17/2011	52.4	52.4	0.3915	20.68	4223	35.7942%	Fecal		CFU/100 mL	200	283.2	86400	-	101,187.2
5439000	3/25/2015	52.4	52.4	0.3915	20.68	4223	35.7942%	Fecal		CFU/100 mL	200	283.2	86400	-	101,187.2
5439000	8/29/2015	52.4	52.4	0.3915	20.68	4223	35.7942%	Fecal		CFU/100 mL	200	283.2	86400	-	101,187.2
5439000	5/11/2007	52.3	52.3	0.3915	20.64	4229	35.8451%	Fecal		CFU/100 mL	200	283.2	86400	-	100,995.6
5439000	7/29/2007	52.3	52.3	0.3915	20.64	4229	35.8451%	Fecal		CFU/100 mL	200	283.2	86400	-	100,995.6
5439000	10/13/2008	52.3	52.3	0.3915	20.64	4229	35.8451%	Fecal		CFU/100 mL	200	283.2	86400	-	100,995.6
5439000	2/1/2016	52.3	52.3	0.3915	20.64	4229	35.8451%	Fecal		CFU/100 mL	200	283.2	86400	-	100,995.6
5439000	4/29/2016	52.3	52.3	0.3915	20.64	4229	35.8451%	Fecal		CFU/100 mL	200	283.2	86400	-	100,995.6
5439000	3/13/2017	52.3	52.3	0.3915	20.64	4229	35.8451%	Fecal		CFU/100 mL	200	283.2	86400	-	100,995.6
5439000	2/20/2019	52.3	52.3	0.3915	20.64	4229	35.8451%	Fecal		CFU/100 mL	200	283.2	86400	-	100,995.6
5439000	6/12/2020	52.3	52.3	0.3915	20.64	4229	35.8451%	Fecal		CFU/100 mL	200	283.2	86400	-	100,995.6
5439000	6/28/2020	52.3	52.3	0.3915	20.64	4229	35.8451%	Fecal		CFU/100 mL	200	283.2	86400	-	100,995.6
5439000	2/18/2020	52.2	52.2	0.3915	20.60	4238	35.9213%	Fecal		CFU/100 mL	200	283.2	86400	-	100,804.1
5439000	7/19/2020	52.2	52.2	0.3915	20.60	4238	35.9213%	Fecal		CFU/100 mL	200	283.2	86400	-	100,804.1
5439000	4/17/2012	52.1	52.1	0.3915	20.56	4240	35.9383%	Fecal		CFU/100 mL	200	283.2	86400	-	100,612.5
5439000	3/22/2015	52.1	52.1	0.3915	20.56	4240	35.9383%	Fecal		CFU/100 mL	200	283.2	86400	-	100,612.5
5439000	11/30/2018	52.1	52.1	0.3915	20.56	4240	35.9383%	Fecal		CFU/100 mL	200	283.2	86400	-	100,612.5
5439000	7/19/2021	52.1	52.1	0.3915	20.56	4240	35.9383%	Fecal		CFU/100 mL	200	283.2	86400	-	100,612.5
5439000	4/26/1990	52	52	0.3915	20.52	4244	35.9722%	Fecal		CFU/100 mL	200	283.2	86400	-	100,420.9
5439000	6/6/1990	52	52	0.3915	20.52	4244	35.9722%	Fecal		CFU/100 mL	200	283.2	86400	-	100,420.9
5439000	7/6/1990	52	52	0.3915	20.52	4244	35.9722%	Fecal		CFU/100 mL	200	283.2	86400	-	100,420.9
5439000	11/11/1990	52	52	0.3915	20.52	4244	35.9722%	Fecal		CFU/100 mL	200	283.2	86400	-	100,420.9
5439000	12/28/1990	52	52	0.3915	20.52	4244	35.9722%	Fecal		CFU/100 mL	200	283.2	86400	-	100,420.9
5439000	2/18/1991	52	52	0.3915	20.52	4244	35.9722%	Fecal		CFU/100 mL	200	283.2	86400	-	100,420.9
5439000	5/13/1991	52	52	0.3915	20.52	4244	35.9722%	Fecal		CFU/100 mL	200	283.2	86400	-	100,420.9
5439000	5/14/1991	52	52	0.3915	20.52	4244	35.9722%	Fecal		CFU/100 mL	200	283.2	86400	-	100,420.9
5439000	6/16/1991	52	52	0.3915	20.52	4244	35.9722%	Fecal		CFU/100 mL	200	283.2	86400	-	100,420.9
5439000	3/22/1992	52	52	0.3915	20.52	4244	35.9722%	Fecal		CFU/100 mL	200	283.2	86400	-	100,420.9
5439000	2/9/1993	52	52	0.3915	20.52	4244	35.9722%	Fecal		CFU/100 mL	200	283.2	86400	-	100,420.9
5439000	7/10/1993	52	52	0.3915	20.52	4244	35.9722%	Fecal		CFU/100 mL	200	283.2	86400	-	100,420.9
5439000	9/23/1993	52	52	0.3915	20.52	4244	35.9722%	Fecal		CFU/100 mL	200	283.2	86400	-	100,420.9
5439000	12/30/1993	52	52	0.3915	20.52	4244	35.9722%	Fecal		CFU/100 mL	200	283.2	86400	-	100,420.9
5439000	12/21/1994	52	52	0.3915	20.52	4244	35.9722%	Fecal		CFU/100 mL	200	283.2	86400	-	100,420.9
5439000	12/22/1994	52	52	0.3915	20.52	4244	35.9722%	Fecal		CFU/100 mL	200	283.2	86400	-	100,420.9
5439000	6/21/1995	52	52	0.3915	20.52	4244	35.9722%	Fecal		CFU/100 mL	200	283.2	86400	-	100,420.9
5439000	7/4/1996	52	52	0.3915	20.52	4244	35.9722%	Fecal		CFU/100 mL	200	283.2	86400	-	100,420.9
5439000	8/20/1996	52	52	0.3915	20.52	4244	35.9722%	Fecal		CFU/100 mL	200	283.2	86400	-	100,420.9
5439000	3/22/1997	52	52	0.3915	20.52	4244	35.9722%	Fecal		CFU/100 mL	200	283.2	86400	-	100,420.9
5439000	2/7/1998	52	52	0.3915	20.52	4244	35.9722%	Fecal		CFU/100 mL	200	283.2	86400	-	100,420.9
5439000	6/1/1998	52	52	0.3915	20.52	4244	35.9722%	Fecal		CFU/100 mL	200	283.2	86400	-	100,420.9
5439000	10/28/1998	52	52	0.3915	20.52	4244	35.9722%	Fecal		CFU/100 mL	200	283.2	86400	-	100,420.9
5439000	12/15/1998	52	52	0.3915	20.52	4244	35.9722%	Fecal		CFU/100 mL	200	283.2	86400	-	100,420.9
5439000	3/5/2000	52	52	0.3915	20.52	4244	35.9722%	Fecal		CFU/100 mL	200	283.2	86400	-	100,420.9
5439000	5/1/2000	52	52	0.3915	20.52	4244	35.9722%	Fecal		CFU/100 mL	200	283.2	86400	-	100,420.9
5439000	6/21/2001	52	52	0.3915	20.52	4244	35.9722%	Fecal		CFU/100 mL	200	283.2	86400	-	100,420.9
5439000	12/12/2007	52	52	0.3915	20.52	4244	35.9722%	Fecal		CFU/100 mL	200	283.2	86400	-	100,420.9
5439000	7/23/2015	52	52	0.3915	20.52	4244	35.9722%	Fecal		CFU/100 mL	200	283.2	86400	-	100,420.9
5439000	3/4/2002	51.9	51.9	0.3915	20.48	4273	36.2180%	Fecal		CFU/100 mL	200	283.2	86400	-	100,229.4
5439000	12/4/2009	51.9	51.9	0.3915	20.48	4273	36.2180%	Fecal		CFU/100 mL	200	283.2	86400	-	100,229.4
5439000	7/28/2010	51.9	51.9	0.3915	20.48	4273	36.2180%	Fecal		CFU/100 mL	200	283.2	86400	-	100,229.4
5439000	12/11/2011	51.8	51.8	0.3915	20.44	4276	36.2434%	Fecal		CFU/100 mL	200	283.2	86400	-	100,037.8
5439000	2/19/2020	51.8	51.8	0.3915	20.44	4276	36.2434%	Fecal		CFU/100 mL	200	283.2	86400	-	100,037.8
5439000	1/11/2007	51.7	51.7	0.3915	20.40	4278	36.2604%	Fecal		CFU/100 mL	200	283.2	86400	-	99,846.2
5439000	6/20/2008	51.7	51.7	0.3915	20.40	4278	36.2604%	Fecal		CFU/100 mL	200	283.2	86400	-	99,846.2
5439000	10/14/2008	51.7	51.7	0.3915	20.40	4278	36.2604%	Fecal		CFU/100 mL	200	283.2	86400	-	99,846.2
5439000	4/26/2010	51.7	51.7	0.3915	20.40	4278	36.2604%	Fecal		CFU/100 mL	200	283.2	86400	-	99,846.2
5439000	7/23/2016	51.7	51.7	0.3915	20.40	4278	36.2604%	Fecal		CFU/100 mL	200	283.2	86400	-	99,846.2
5439000	7/9/2019	51.7	51.7	0.3915	20.40	4278	36.2604%	Fecal		CFU/100 mL	200	283.2	86400	-	99,846.2
5439000	7/12/2020	51.7	51.7	0.3915	20.40	4278	36.2604%	Fecal		CFU/100 mL	200	283.2	86400	-	99,846.2

Gage ID	Date	Discharge (CFS)	Gage Discharge (less Surrogate NPDES) (CFS)	Watershed Area Ratio	Calculated flow (CFS)	Rank	Flow Exceedance %	Parameter	Results	Units (mg or micro_gram	Limit/Standard	100mL/CF	sec/day	Actual Load (million colonies/day)	Allowable Load (million colonies/day)
5439000	3/31/1994	51.6	51.6	0.3915	20.36	4285	36.3197%	Fecal		CFU/100 mL	200	283.2	86400	-	99,654.6
5439000	3/5/2005	51.6	51.6	0.3915	20.36	4285	36.3197%	Fecal		CFU/100 mL	200	283.2	86400	-	99,654.6
5439000	5/2/2008	51.6	51.6	0.3915	20.36	4285	36.3197%	Fecal		CFU/100 mL	200	283.2	86400	-	99,654.6
5439000	7/12/2013	51.6	51.6	0.3915	20.36	4285	36.3197%	Fecal		CFU/100 mL	200	283.2	86400	-	99,654.6
5439000	5/22/2014	51.6	51.6	0.3915	20.36	4285	36.3197%	Fecal		CFU/100 mL	200	283.2	86400	-	99,654.6
5439000	7/9/2021	51.6	51.6	0.3915	20.36	4285	36.3197%	Fecal		CFU/100 mL	200	283.2	86400	-	99,654.6
5439000	4/24/2010	51.5	51.5	0.3915	20.32	4291	36.3706%	Fecal		CFU/100 mL	200	283.2	86400	-	99,463.1
5439000	3/25/2013	51.5	51.5	0.3915	20.32	4291	36.3706%	Fecal		CFU/100 mL	200	283.2	86400	-	99,463.1
5439000	3/12/2017	51.5	51.5	0.3915	20.32	4291	36.3706%	Fecal		CFU/100 mL	200	283.2	86400	-	99,463.1
5439000	10/11/2017	51.5	51.5	0.3915	20.32	4291	36.3706%	Fecal		CFU/100 mL	200	283.2	86400	-	99,463.1
5439000	7/10/2021	51.5	51.5	0.3915	20.32	4291	36.3706%	Fecal		CFU/100 mL	200	283.2	86400	-	99,463.1
5439000	6/12/2016	51.4	51.4	0.3915	20.29	4296	36.4130%	Fecal		CFU/100 mL	200	283.2	86400	-	99,271.5
5439000	4/23/2007	51.3	51.3	0.3915	20.25	4297	36.4214%	Fecal		CFU/100 mL	200	283.2	86400	-	99,079.9
5439000	1/12/2010	51.3	51.3	0.3915	20.25	4297	36.4214%	Fecal		CFU/100 mL	200	283.2	86400	-	99,079.9
5439000	2/21/2016	51.3	51.3	0.3915	20.25	4297	36.4214%	Fecal		CFU/100 mL	200	283.2	86400	-	99,079.9
5439000	5/10/2004	51.2	51.2	0.3915	20.21	4300	36.4469%	Fecal		CFU/100 mL	200	283.2	86400	-	98,888.3
5439000	2/27/2005	51.2	51.2	0.3915	20.21	4300	36.4469%	Fecal		CFU/100 mL	200	283.2	86400	-	98,888.3
5439000	1/18/2019	51.2	51.2	0.3915	20.21	4300	36.4469%	Fecal		CFU/100 mL	200	283.2	86400	-	98,888.3
5439000	4/30/2003	51.1	51.1	0.3915	20.17	4303	36.4723%	Fecal		CFU/100 mL	200	283.2	86400	-	98,696.8
5439000	3/21/2012	51.1	51.1	0.3915	20.17	4303	36.4723%	Fecal		CFU/100 mL	200	283.2	86400	-	98,696.8
5439000	4/22/2016	51.1	51.1	0.3915	20.17	4303	36.4723%	Fecal		CFU/100 mL	200	283.2	86400	-	98,696.8
5439000	2/19/1990	51	51	0.3915	20.13	4306	36.4977%	Fecal		CFU/100 mL	200	283.2	86400	-	98,505.2
5439000	4/27/1990	51	51	0.3915	20.13	4306	36.4977%	Fecal		CFU/100 mL	200	283.2	86400	-	98,505.2
5439000	11/19/1991	51	51	0.3915	20.13	4306	36.4977%	Fecal		CFU/100 mL	200	283.2	86400	-	98,505.2
5439000	3/31/1992	51	51	0.3915	20.13	4306	36.4977%	Fecal		CFU/100 mL	200	283.2	86400	-	98,505.2
5439000	1/18/1993	51	51	0.3915	20.13	4306	36.4977%	Fecal		CFU/100 mL	200	283.2	86400	-	98,505.2
5439000	3/2/1993	51	51	0.3915	20.13	4306	36.4977%	Fecal		CFU/100 mL	200	283.2	86400	-	98,505.2
5439000	12/9/1994	51	51	0.3915	20.13	4306	36.4977%	Fecal		CFU/100 mL	200	283.2	86400	-	98,505.2
5439000	12/10/1994	51	51	0.3915	20.13	4306	36.4977%	Fecal		CFU/100 mL	200	283.2	86400	-	98,505.2
5439000	12/17/1994	51	51	0.3915	20.13	4306	36.4977%	Fecal		CFU/100 mL	200	283.2	86400	-	98,505.2
5439000	6/29/1995	51	51	0.3915	20.13	4306	36.4977%	Fecal		CFU/100 mL	200	283.2	86400	-	98,505.2
5439000	3/24/1997	51	51	0.3915	20.13	4306	36.4977%	Fecal		CFU/100 mL	200	283.2	86400	-	98,505.2
5439000	4/7/1997	51	51	0.3915	20.13	4306	36.4977%	Fecal		CFU/100 mL	200	283.2	86400	-	98,505.2
5439000	1/16/1998	51	51	0.3915	20.13	4306	36.4977%	Fecal		CFU/100 mL	200	283.2	86400	-	98,505.2
5439000	6/26/1998	51	51	0.3915	20.13	4306	36.4977%	Fecal		CFU/100 mL	200	283.2	86400	-	98,505.2
5439000	10/29/1998	51	51	0.3915	20.13	4306	36.4977%	Fecal		CFU/100 mL	200	283.2	86400	-	98,505.2
5439000	11/17/1998	51	51	0.3915	20.13	4306	36.4977%	Fecal		CFU/100 mL	200	283.2	86400	-	98,505.2
5439000	2/24/1999	51	51	0.3915	20.13	4306	36.4977%	Fecal		CFU/100 mL	200	283.2	86400	-	98,505.2
5439000	6/29/1999	51	51	0.3915	20.13	4306	36.4977%	Fecal		CFU/100 mL	200	283.2	86400	-	98,505.2
5439000	4/30/2000	51	51	0.3915	20.13	4306	36.4977%	Fecal		CFU/100 mL	200	283.2	86400	-	98,505.2
5439000	5/19/2000	51	51	0.3915	20.13	4306	36.4977%	Fecal		CFU/100 mL	200	283.2	86400	-	98,505.2
5439000	8/1/2000	51	51	0.3915	20.13	4306	36.4977%	Fecal		CFU/100 mL	200	283.2	86400	-	98,505.2
5439000	2/8/2001	51	51	0.3915	20.13	4306	36.4977%	Fecal		CFU/100 mL	200	283.2	86400	-	98,505.2
5439000	3/23/2002	51	51	0.3915	20.13	4306	36.4977%	Fecal		CFU/100 mL	200	283.2	86400	-	98,505.2
5439000	2/12/2005	51	51	0.3915	20.13	4306	36.4977%	Fecal		CFU/100 mL	200	283.2	86400	-	98,505.2
5439000	2/26/2005	51	51	0.3915	20.13	4306	36.4977%	Fecal		CFU/100 mL	200	283.2	86400	-	98,505.2
5439000	2/22/2009	51	51	0.3915	20.13	4306	36.4977%	Fecal		CFU/100 mL	200	283.2	86400	-	98,505.2
5439000	10/23/2017	51	51	0.3915	20.13	4306	36.4977%	Fecal		CFU/100 mL	200	283.2	86400	-	98,505.2
5439000	4/2/2002	50.9	50.9	0.3915	20.09	4333	36.7266%	Fecal		CFU/100 mL	200	283.2	86400	-	98,313.6
5439000	12/8/2004	50.9	50.9	0.3915	20.09	4333	36.7266%	Fecal		CFU/100 mL	200	283.2	86400	-	98,313.6
5439000	4/19/2021	50.9	50.9	0.3915	20.09	4333	36.7266%	Fecal		CFU/100 mL	200	283.2	86400	-	98,313.6
5439000	6/14/2021	50.9	50.9	0.3915	20.09	4333	36.7266%	Fecal		CFU/100 mL	200	283.2	86400	-	98,313.6
5439000	1/16/2007	50.8	50.8	0.3915	20.05	4337	36.7605%	Fecal		CFU/100 mL	200	283.2	86400	-	98,122.0
5439000	11/15/2009	50.8	50.8	0.3915	20.05	4337	36.7605%	Fecal		CFU/100 mL	200	283.2	86400	-	98,122.0
5439000	4/3/2011	50.8	50.8	0.3915	20.05	4337	36.7605%	Fecal		CFU/100 mL	200	283.2	86400	-	98,122.0
5439000	11/4/2017	50.8	50.8	0.3915	20.05	4337	36.7605%	Fecal		CFU/100 mL	200	283.2	86400	-	98,122.0
5439000	5/11/2018	50.8	50.8	0.3915	20.05	4337	36.7605%	Fecal		CFU/100 mL	200	283.2	86400	-	98,122.0
5439000	4/24/2020	50.8	50.8	0.3915	20.05	4337	36.7605%	Fecal		CFU/100 mL	200	283.2	86400	-	98,122.0
5439000	5/1/2004	50.7	50.7	0.3915	20.01	4343	36.8113%	Fecal		CFU/100 mL	200	283.2	86400	-	97,930.5
5439000	3/6/2005	50.7	50.7	0.3915	20.01	4343	36.8113%	Fecal		CFU/100 mL	200	283.2	86400	-	97,930.5
5439000	8/9/2010	50.7	50.7	0.3915	20.01	4343	36.8113%	Fecal		CFU/100 mL	200	283.2	86400	-	97,930.5
5439000	3/8/2019	50.7	50.7	0.3915	20.01	4343	36.8113%	Fecal		CFU/100 mL	200	283.2	86400	-	97,930.5
5439000	6/13/2020	50.7	50.7	0.3915	20.01	4343	36.8113%	Fecal		CFU/100 mL	200	283.2	86400	-	97,930.5
5439000	7/13/2021	50.7	50.7	0.3915	20.01	4343	36.8113%	Fecal		CFU/100 mL	200	283.2	86400	-	97,930.5
5439000	10/12/2018	50.6	50.6	0.3915	19.97	4349	36.8622%	Fecal		CFU/100 mL	200	283.2	86400	-	97,738.9
5439000	6/26/2004	50.5	50.5	0.3915	19.93	4350	36.8707%	Fecal		CFU/100 mL	200	283.2	86400	-	97,547.3
5439000	4/10/2014	50.5	50.5	0.3915	19.93	4350	36.8707%	Fecal		CFU/100 mL	200	283.2	86400	-	97,547.3
5439000	3/25/2017	50.5	50.5	0.3915	19.93	4350	36.8707%	Fecal		CFU/100 mL	200	283.2	86400	-	97,547.3
5439000	3/3/2010	50.4	50.4	0.3915	19.89	4353	36.8961%	Fecal		CFU/100 mL	200	283.2	86400	-	97,355.8
5439000	6/3/2018	50.4	50.4	0.3915	19.89	4353	36.8961%	Fecal		CFU/100 mL	200	283.2	86400	-	97,355.8
5439000	1/19/2012	50.3	50.3	0.3915	19.85	4355	36.9130%	Fecal		CFU/100 mL	200	283.2	86400	-	97,164.2
5439000	3/23/2015	50.3	50.3	0.3915	19.85	4355	36.9130%	Fecal		CFU/100 mL	200	283.2	86400	-	97,164.2
5439000	2/29/2020	50.3	50.3	0.3915	19.85	4355	36.9130%	Fecal		CFU/100 mL	200	283.2	86400	-	97,164.2
5439000	4/7/2021	50.3	50.3	0.3915	19.85	4355	36.9130%	Fecal		CFU/100 mL	200	283.2	86400	-	97,164.2
5439000	11/5/2008	50.2	50.2	0.3915	19.82	4359	36.9469%	Fecal		CFU/100 mL	200	283.2	86400	-	96,972.6
5439000	7/20/2014	50.2	50.2	0.3915	19.82	4359	36.9469%	Fecal		CFU/100 mL	200	283.2	86400	-	96,972.6
5439000	2/9/2016	50.2	50.2	0.3915	19.82	4359	36.9469%	Fecal		CFU/100 mL	200	283.2	86400	-	96,972.6
5439000	3/26/2017	50.2	50.2	0.3915	19.82	4359	36.9469%	Fecal		CFU/100 mL	200	283.2	86400	-	96,972.6
5439000	5/12/2018	50.2	50.2	0.3915	19.82	4359	36.9469%	Fecal		CFU/100 mL	200	283.2	86400	-	96,972.6
5439000	3/1/2002	50.1	50.1	0.3915	19.78	4364	36.9893%	Fecal		CFU/100 mL	200	283.2	86400	-	96,781.0
5439000	3/14/2004	50.1	50.1	0.3915	19.78	4364	36.9893%	Fecal		CFU/100 mL	200	283.2	86400	-	96,781.0
5439000	10/16/2008	50.1	50.1	0.3915	19.78	4364	36.9893%	Fecal		CFU/100 mL	200	283.2	86400	-	96,781.0
5439000	3/8/2020	50.1	50.1	0.3915	19.78	4364	36.9893%	Fecal		CFU/100 mL	200	283.2	86400	-	96,781.0
5439000	6/7/1990	50	50	0.3915	19.74	4368	37.0232%	Fecal		CFU/100 mL	200	283.2	86400	-	96,589.5
5439000	12/26/1990	50	50	0.3915	19.74	4368	37.0232%	Fecal		CFU/100 mL	200	283.2	86400	-	96,589.5
5439000	2/17/1991	50	50	0.3915	19.74	4368	37.0232%	Fecal		CFU/100 mL	200	283.2	86400	-	96,589.5
5439000	5/2/1991	50	50	0.3915	19.74	4368	37.0232%	Fecal		CFU/100 mL	200	283.2	86400	-	96,589.5
5439000	12/22/1991	50	50	0.3915	19.74	4368	37.0232%	Fecal		CFU/100 mL	200	283.2	86400	-	96,589.5
5439000	1/21/1992	50	50	0.3915	19.74	4368	37.0232%	Fecal		CFU/100 mL	200	283.2	86400	-	96,589.5
5439000	5/2/1992	50	50	0.3915	19.74	4368	37.0232%	Fecal		CFU/100 mL	200	283.2	86400	-	96,589.5
5439000	12/13/1992	50	50	0.3915	19.74	4368	37.0232%	Fecal		CFU/100 mL	200	283.2	86400	-	96,589.5
5439000	3/20/1993	50	50	0.3915	19.74	4368	37.0232%	Fecal		CFU/100 mL	200	283.2	86400	-	96,589.5
5439000	8/3/1993	50	50	0.3915	19.74	4368	37.0232%	Fecal		CFU/100 mL	200	283.2	86400	-	96,589.5
5439000	9/4/1993	50	50	0.3915	19.74	4368	37.0232%	Fecal		CFU/100 mL	200	283.2	86400	-	96,589.5
5439000	10/7/1993	50	50	0.3915	19.74	4368	37.0232%	Fecal		CFU/100 mL	200	283.2	86400	-	96,589.5
5439000	10/14/1993	50	50	0.3915	19.74	4368	37.0232%	Fecal		CFU/100 mL	200	283.2	86400	-	96,589.5
5439000	11/25/1994	50	50	0.3915	19.74	4368	37.0232%	Fecal		CFU/100 mL	200	283.2	86400	-	96,589.5
5439000	12/6/1994	50	50	0.3915	19.74	4368	37.0232%	Fecal		CFU/100 mL	200	283.2	86400	-	96,589.5
5439000	1/10/1995	50	50	0.3915	19.74	4368	37.0232%	Fecal		CFU/100 mL	200	283.2	86400	-	96,589.5
5439000	1/11/1995	50	50	0.3915	19.74	4368	37.0232%	Fecal		CFU/100 mL	200	283.2	86400	-	96,589.5
5439000	2/1/1995	50	50	0.3915	19.74	4368	37.0232%	Fecal		CFU/100 mL	200	283.2	86400	-	96,589.5
5439000	2/6/1995	50	50	0.3915	19.74	4368	37.0232%	Fecal		CFU/100 mL	200	283.2	86400	-	96,589.5
5439000	11/23/1995	50	50	0.3915	19.74	4368	37.0232%	Fecal		CFU/100 mL	200	283.2	86400	-	96,589.5
5439000	1/4/1997	50	50	0.3915	19.74	4368	37.0232%	Fecal		CFU/100 mL	200	283.2	86400	-	96,589.5
5439000	1/7/1997	50	50	0.3915	19.74	4368	37.0232%	Fecal		CFU/100 mL	200	283.2	86400	-	96,589.5
5439000	3/23/1997	50	50	0.3915	19.74	4368	37.0232%	Fecal		CFU/100 mL	200	283.2	86400	-	96,589.5
5439000	4/1/1997	50	50	0.3915	19.74	4368	37.0232%	Fecal		CFU/100 mL	200	283.2	86400	-	96,589.5
5439000	5/31/1997	50	50	0.3915	19.74	4368	37.0232%	Fecal		CFU/100 mL	200	283.2	86400	-	96,589.5
5439000	12/16/1998	50	50	0.3915	19.74	4368	37.0232%	Fecal		CFU/100 mL	200	283.2	86400	-	96,589.5
5439000	2/25/1999	50	50	0.3915	19.74	4368	37.0232%	Fecal		CFU/100 mL	200	283.2	86400	-	96,589.5
5439000	3/8/1999	50	50	0.3915	19.74	4368	37.0232%	Fecal		CFU/100 mL	200	283.2	86400	-	96,589.5
5439000	4/27/2001	50	50	0.3915	19.74	4368	37.0232%	Fecal		CFU/100 mL	200	283.2	86400	-	96,589.5
5439000	1/18/2007	50	50	0.3915	19.74	4368	37.0232%	Fecal		CFU/100 mL	200	283.2	86400	-	96,589.5
5439000	1/20/2008	50	50	0.3915	19.74	4368	37.0232%	Fecal		CFU/100 mL	200	283.2	86400	-	96,589.5
5439000	1/19/2009	50	50	0.3915	19.74	4368	37.0232%	Fecal		CFU/100 mL	200	283.2	86400	-	96,589.5
5439000	1/20/2012	50	50	0.3915	19.74	4368	37.0232%	Fecal		CFU/100 mL	200	283.2	86400	-	96,589.5
5439000	2/11/2012	50	50	0.3915	19.74	4368	37.0232%	Fecal		CFU/100 mL	200	283.2	86400	-	96,589.5
5439000	2/12/2012	50	50	0.3915	19.74	4368	37.0232%	Fecal		CFU/100 mL	200	283.2	86400	-	96,589.5
5439000	5/18/2012	50	50	0.3915	19.74	4368	37.0232%	Fecal		CFU/100 mL	200	283.2	86400	-	96,589.5
5439000	6/7/2013	50	50	0.3915	19.74	4368	37.0232%	Fecal		CFU/100 mL	200	283.2	86400	-	96,589.5
5439000	8/30/2013	50	50	0.3915	19.74	4368	37.0232%	Fecal		CFU/100 mL	200	283.2	86400	-	96,589.5
5439000	6/17/2014	50	50	0.3915	19.74	4368	37.0232%	Fecal		CFU/100 mL	200	283.2	86400	-	96,589.5
5439000	11/5/2016	50	50	0.3915	19.74	4368	37.0232%	Fecal		CFU/100 mL	200	283.2	86400	-	96,589.5
5439000	3/14/2017	50	50	0.3915	19.74	4368	37.0232%	Fecal		CFU/100 mL	200	283.2	86400	-	96,589.5
5439000	3/23/2012	49.9	49.9	0.3915	19.70	4409	37.3707%	Fecal		CFU/100 mL	200	283.2	86400	-	96,397.9
5439000	3/24/2012	49.9	49.9	0.3915	19.70	4409	37.3707%	Fecal		CFU/100 mL	200	283.2	86400	-	96,397.9

Gage ID	Date	Discharge (CFS)	Gage Discharge (less Surrogate NPDES) (CFS)	Watershed Area Ratio	Calculated flow (CFS)	Rank	Flow Exceedance %	Parameter	Results	Units (mg or micro_gram	Limit/Standard	100mL/CF	sec/day	Actual Load (million colonies/day)	Allowable Load (million colonies/day)
5439000	10/14/2017	49.9	49.9	0.3915	19.70	4409	37.3707%	Fecal		CFU/100 mL	200	283.2	86400	-	96,397.9
5439000	11/1/2017	49.9	49.9	0.3915	19.70	4409	37.3707%	Fecal		CFU/100 mL	200	283.2	86400	-	96,397.9
5439000	12/13/2020	49.9	49.9	0.3915	19.70	4409	37.3707%	Fecal		CFU/100 mL	200	283.2	86400	-	96,397.9
5439000	5/30/2021	49.9	49.9	0.3915	19.70	4409	37.3707%	Fecal		CFU/100 mL	200	283.2	86400	-	96,397.9
5439000	1/11/2013	49.8	49.8	0.3915	19.66	4415	37.4216%	Fecal		CFU/100 mL	200	283.2	86400	-	96,206.3
5439000	9/11/2014	49.8	49.8	0.3915	19.66	4415	37.4216%	Fecal		CFU/100 mL	200	283.2	86400	-	96,206.3
5439000	9/14/2007	49.7	49.7	0.3915	19.62	4417	37.4385%	Fecal		CFU/100 mL	200	283.2	86400	-	96,014.7
5439000	3/22/2012	49.7	49.7	0.3915	19.62	4417	37.4385%	Fecal		CFU/100 mL	200	283.2	86400	-	96,014.7
5439000	12/15/2019	49.7	49.7	0.3915	19.62	4417	37.4385%	Fecal		CFU/100 mL	200	283.2	86400	-	96,014.7
5439000	6/26/2020	49.7	49.7	0.3915	19.62	4417	37.4385%	Fecal		CFU/100 mL	200	283.2	86400	-	96,014.7
5439000	1/12/2007	49.6	49.6	0.3915	19.58	4421	37.4725%	Fecal		CFU/100 mL	200	283.2	86400	-	95,823.2
5439000	6/14/2016	49.6	49.6	0.3915	19.58	4421	37.4725%	Fecal		CFU/100 mL	200	283.2	86400	-	95,823.2
5439000	3/17/2018	49.6	49.6	0.3915	19.58	4421	37.4725%	Fecal		CFU/100 mL	200	283.2	86400	-	95,823.2
5439000	11/25/2001	49.5	49.5	0.3915	19.54	4424	37.4979%	Fecal		CFU/100 mL	200	283.2	86400	-	95,631.6
5439000	2/6/2009	49.5	49.5	0.3915	19.54	4424	37.4979%	Fecal		CFU/100 mL	200	283.2	86400	-	95,631.6
5439000	11/2/2017	49.5	49.5	0.3915	19.54	4424	37.4979%	Fecal		CFU/100 mL	200	283.2	86400	-	95,631.6
5439000	2/21/2019	49.5	49.5	0.3915	19.54	4424	37.4979%	Fecal		CFU/100 mL	200	283.2	86400	-	95,631.6
5439000	5/17/2021	49.5	49.5	0.3915	19.54	4424	37.4979%	Fecal		CFU/100 mL	200	283.2	86400	-	95,631.6
5439000	6/24/2002	49.4	49.4	0.3915	19.50	4429	37.5403%	Fecal		CFU/100 mL	200	283.2	86400	-	95,440.0
5439000	5/30/2007	49.4	49.4	0.3915	19.50	4429	37.5403%	Fecal		CFU/100 mL	200	283.2	86400	-	95,440.0
5439000	12/12/2011	49.4	49.4	0.3915	19.50	4429	37.5403%	Fecal		CFU/100 mL	200	283.2	86400	-	95,440.0
5439000	3/7/2020	49.4	49.4	0.3915	19.50	4429	37.5403%	Fecal		CFU/100 mL	200	283.2	86400	-	95,440.0
5439000	4/1/1994	49.3	49.3	0.3915	19.46	4433	37.5742%	Fecal		CFU/100 mL	200	283.2	86400	-	95,248.4
5439000	4/20/2006	49.3	49.3	0.3915	19.46	4433	37.5742%	Fecal		CFU/100 mL	200	283.2	86400	-	95,248.4
5439000	2/11/2017	49.3	49.3	0.3915	19.46	4433	37.5742%	Fecal		CFU/100 mL	200	283.2	86400	-	95,248.4
5439000	6/10/2017	49.3	49.3	0.3915	19.46	4433	37.5742%	Fecal		CFU/100 mL	200	283.2	86400	-	95,248.4
5439000	1/27/2020	49.3	49.3	0.3915	19.46	4433	37.5742%	Fecal		CFU/100 mL	200	283.2	86400	-	95,248.4
5439000	5/21/2006	49.2	49.2	0.3915	19.42	4438	37.6165%	Fecal		CFU/100 mL	200	283.2	86400	-	95,056.9
5439000	12/17/2009	49.2	49.2	0.3915	19.42	4438	37.6165%	Fecal		CFU/100 mL	200	283.2	86400	-	95,056.9
5439000	4/22/2010	49.2	49.2	0.3915	19.42	4438	37.6165%	Fecal		CFU/100 mL	200	283.2	86400	-	95,056.9
5439000	11/6/2013	49.2	49.2	0.3915	19.42	4438	37.6165%	Fecal		CFU/100 mL	200	283.2	86400	-	95,056.9
5439000	2/24/2017	49.2	49.2	0.3915	19.42	4438	37.6165%	Fecal		CFU/100 mL	200	283.2	86400	-	95,056.9
5439000	6/12/2010	49.1	49.1	0.3915	19.39	4443	37.6589%	Fecal		CFU/100 mL	200	283.2	86400	-	94,865.3
5439000	4/20/2014	49.1	49.1	0.3915	19.39	4443	37.6589%	Fecal		CFU/100 mL	200	283.2	86400	-	94,865.3
5439000	10/3/2014	49.1	49.1	0.3915	19.39	4443	37.6589%	Fecal		CFU/100 mL	200	283.2	86400	-	94,865.3
5439000	6/29/2016	49.1	49.1	0.3915	19.39	4443	37.6589%	Fecal		CFU/100 mL	200	283.2	86400	-	94,865.3
5439000	11/25/2020	49.1	49.1	0.3915	19.39	4443	37.6589%	Fecal		CFU/100 mL	200	283.2	86400	-	94,865.3
5439000	4/6/1990	49	49	0.3915	19.35	4448	37.7013%	Fecal		CFU/100 mL	200	283.2	86400	-	94,673.7
5439000	7/19/1990	49	49	0.3915	19.35	4448	37.7013%	Fecal		CFU/100 mL	200	283.2	86400	-	94,673.7
5439000	1/26/1992	49	49	0.3915	19.35	4448	37.7013%	Fecal		CFU/100 mL	200	283.2	86400	-	94,673.7
5439000	4/3/1992	49	49	0.3915	19.35	4448	37.7013%	Fecal		CFU/100 mL	200	283.2	86400	-	94,673.7
5439000	7/17/1992	49	49	0.3915	19.35	4448	37.7013%	Fecal		CFU/100 mL	200	283.2	86400	-	94,673.7
5439000	9/12/1992	49	49	0.3915	19.35	4448	37.7013%	Fecal		CFU/100 mL	200	283.2	86400	-	94,673.7
5439000	6/6/1993	49	49	0.3915	19.35	4448	37.7013%	Fecal		CFU/100 mL	200	283.2	86400	-	94,673.7
5439000	8/16/1993	49	49	0.3915	19.35	4448	37.7013%	Fecal		CFU/100 mL	200	283.2	86400	-	94,673.7
5439000	10/31/1994	49	49	0.3915	19.35	4448	37.7013%	Fecal		CFU/100 mL	200	283.2	86400	-	94,673.7
5439000	12/11/1994	49	49	0.3915	19.35	4448	37.7013%	Fecal		CFU/100 mL	200	283.2	86400	-	94,673.7
5439000	2/23/1995	49	49	0.3915	19.35	4448	37.7013%	Fecal		CFU/100 mL	200	283.2	86400	-	94,673.7
5439000	4/22/1997	49	49	0.3915	19.35	4448	37.7013%	Fecal		CFU/100 mL	200	283.2	86400	-	94,673.7
5439000	2/3/1998	49	49	0.3915	19.35	4448	37.7013%	Fecal		CFU/100 mL	200	283.2	86400	-	94,673.7
5439000	2/6/1998	49	49	0.3915	19.35	4448	37.7013%	Fecal		CFU/100 mL	200	283.2	86400	-	94,673.7
5439000	3/6/1999	49	49	0.3915	19.35	4448	37.7013%	Fecal		CFU/100 mL	200	283.2	86400	-	94,673.7
5439000	3/29/1999	49	49	0.3915	19.35	4448	37.7013%	Fecal		CFU/100 mL	200	283.2	86400	-	94,673.7
5439000	4/15/1999	49	49	0.3915	19.35	4448	37.7013%	Fecal		CFU/100 mL	200	283.2	86400	-	94,673.7
5439000	7/1/1999	49	49	0.3915	19.35	4448	37.7013%	Fecal		CFU/100 mL	200	283.2	86400	-	94,673.7
5439000	6/17/2001	49	49	0.3915	19.35	4448	37.7013%	Fecal		CFU/100 mL	200	283.2	86400	-	94,673.7
5439000	6/18/2001	49	49	0.3915	19.35	4448	37.7013%	Fecal		CFU/100 mL	200	283.2	86400	-	94,673.7
5439000	3/24/2002	49	49	0.3915	19.35	4448	37.7013%	Fecal		CFU/100 mL	200	283.2	86400	-	94,673.7
5439000	12/30/2007	49	49	0.3915	19.35	4448	37.7013%	Fecal		CFU/100 mL	200	283.2	86400	-	94,673.7
5439000	7/2/2009	49	49	0.3915	19.35	4448	37.7013%	Fecal		CFU/100 mL	200	283.2	86400	-	94,673.7
5439000	1/28/2012	49	49	0.3915	19.35	4448	37.7013%	Fecal		CFU/100 mL	200	283.2	86400	-	94,673.7
5439000	3/28/2015	49	49	0.3915	19.35	4448	37.7013%	Fecal		CFU/100 mL	200	283.2	86400	-	94,673.7
5439000	7/9/2018	49	49	0.3915	19.35	4448	37.7013%	Fecal		CFU/100 mL	200	283.2	86400	-	94,673.7
5439000	5/22/2008	48.9	48.9	0.3915	19.31	4474	37.9217%	Fecal		CFU/100 mL	200	283.2	86400	-	94,482.2
5439000	4/3/2015	48.9	48.9	0.3915	19.31	4474	37.9217%	Fecal		CFU/100 mL	200	283.2	86400	-	94,482.2
5439000	6/11/2017	48.9	48.9	0.3915	19.31	4474	37.9217%	Fecal		CFU/100 mL	200	283.2	86400	-	94,482.2
5439000	7/9/2016	48.8	48.8	0.3915	19.27	4477	37.9471%	Fecal		CFU/100 mL	200	283.2	86400	-	94,290.6
5439000	11/28/2017	48.8	48.8	0.3915	19.27	4477	37.9471%	Fecal		CFU/100 mL	200	283.2	86400	-	94,290.6
5439000	8/26/2009	48.7	48.7	0.3915	19.23	4479	37.9641%	Fecal		CFU/100 mL	200	283.2	86400	-	94,099.0
5439000	8/24/2011	48.7	48.7	0.3915	19.23	4479	37.9641%	Fecal		CFU/100 mL	200	283.2	86400	-	94,099.0
5439000	3/28/2013	48.7	48.7	0.3915	19.23	4479	37.9641%	Fecal		CFU/100 mL	200	283.2	86400	-	94,099.0
5439000	8/31/2013	48.7	48.7	0.3915	19.23	4479	37.9641%	Fecal		CFU/100 mL	200	283.2	86400	-	94,099.0
5439000	4/29/2014	48.7	48.7	0.3915	19.23	4479	37.9641%	Fecal		CFU/100 mL	200	283.2	86400	-	94,099.0
5439000	6/13/2016	48.7	48.7	0.3915	19.23	4479	37.9641%	Fecal		CFU/100 mL	200	283.2	86400	-	94,099.0
5439000	12/7/2016	48.7	48.7	0.3915	19.23	4479	37.9641%	Fecal		CFU/100 mL	200	283.2	86400	-	94,099.0
5439000	5/19/2021	48.7	48.7	0.3915	19.23	4479	37.9641%	Fecal		CFU/100 mL	200	283.2	86400	-	94,099.0
5439000	2/27/2004	48.6	48.6	0.3915	19.19	4487	38.0319%	Fecal		CFU/100 mL	200	283.2	86400	-	93,907.4
5439000	2/25/2009	48.6	48.6	0.3915	19.19	4487	38.0319%	Fecal		CFU/100 mL	200	283.2	86400	-	93,907.4
5439000	1/27/2012	48.6	48.6	0.3915	19.19	4487	38.0319%	Fecal		CFU/100 mL	200	283.2	86400	-	93,907.4
5439000	6/12/2017	48.6	48.6	0.3915	19.19	4487	38.0319%	Fecal		CFU/100 mL	200	283.2	86400	-	93,907.4
5439000	4/30/2008	48.5	48.5	0.3915	19.15	4491	38.0658%	Fecal		CFU/100 mL	200	283.2	86400	-	93,715.9
5439000	7/10/2017	48.5	48.5	0.3915	19.15	4491	38.0658%	Fecal		CFU/100 mL	200	283.2	86400	-	93,715.9
5439000	1/19/2018	48.5	48.5	0.3915	19.15	4491	38.0658%	Fecal		CFU/100 mL	200	283.2	86400	-	93,715.9
5439000	7/25/2019	48.5	48.5	0.3915	19.15	4491	38.0658%	Fecal		CFU/100 mL	200	283.2	86400	-	93,715.9
5439000	6/14/2020	48.5	48.5	0.3915	19.15	4491	38.0658%	Fecal		CFU/100 mL	200	283.2	86400	-	93,715.9
5439000	9/28/2011	48.4	48.4	0.3915	19.11	4496	38.1082%	Fecal		CFU/100 mL	200	283.2	86400	-	93,524.3
5439000	1/31/2016	48.4	48.4	0.3915	19.11	4496	38.1082%	Fecal		CFU/100 mL	200	283.2	86400	-	93,524.3
5439000	6/21/2017	48.4	48.4	0.3915	19.11	4496	38.1082%	Fecal		CFU/100 mL	200	283.2	86400	-	93,524.3
5439000	5/1/2008	48.3	48.3	0.3915	19.07	4499	38.1336%	Fecal		CFU/100 mL	200	283.2	86400	-	93,332.7
5439000	11/30/2011	48.3	48.3	0.3915	19.07	4499	38.1336%	Fecal		CFU/100 mL	200	283.2	86400	-	93,332.7
5439000	11/26/2017	48.3	48.3	0.3915	19.07	4499	38.1336%	Fecal		CFU/100 mL	200	283.2	86400	-	93,332.7
5439000	11/27/2018	48.3	48.3	0.3915	19.07	4499	38.1336%	Fecal		CFU/100 mL	200	283.2	86400	-	93,332.7
5439000	7/10/2019	48.3	48.3	0.3915	19.07	4499	38.1336%	Fecal		CFU/100 mL	200	283.2	86400	-	93,332.7
5439000	4/9/2004	48.2	48.2	0.3915	19.03	4504	38.1760%	Fecal		CFU/100 mL	200	283.2	86400	-	93,141.1
5439000	1/10/2007	48.2	48.2	0.3915	19.03	4504	38.1760%	Fecal		CFU/100 mL	200	283.2	86400	-	93,141.1
5439000	10/6/2008	48.2	48.2	0.3915	19.03	4504	38.1760%	Fecal		CFU/100 mL	200	283.2	86400	-	93,141.1
5439000	6/2/2010	48.2	48.2	0.3915	19.03	4504	38.1760%	Fecal		CFU/100 mL	200	283.2	86400	-	93,141.1
5439000	12/17/2018	48.2	48.2	0.3915	19.03	4504	38.1760%	Fecal		CFU/100 mL	200	283.2	86400	-	93,141.1
5439000	6/29/2011	48.1	48.1	0.3915	18.99	4509	38.2183%	Fecal		CFU/100 mL	200	283.2	86400	-	92,949.6
5439000	6/13/2017	48.1	48.1	0.3915	18.99	4509	38.2183%	Fecal		CFU/100 mL	200	283.2	86400	-	92,949.6
5439000	11/8/2017	48.1	48.1	0.3915	18.99	4509	38.2183%	Fecal		CFU/100 mL	200	283.2	86400	-	92,949.6
5439000	3/27/2018	48.1	48.1	0.3915	18.99	4509	38.2183%	Fecal		CFU/100 mL	200	283.2	86400	-	92,949.6
5439000	1/28/1990	48	48	0.3915	18.95	4513	38.2522%	Fecal		CFU/100 mL	200	283.2	86400	-	92,758.0
5439000	4/9/1990	48	48	0.3915	18.95	4513	38.2522%	Fecal		CFU/100 mL	200	283.2	86400	-	92,758.0
5439000	7/24/1990	48	48	0.3915	18.95	4513	38.2522%	Fecal		CFU/100 mL	200	283.2	86400	-	92,758.0
5439000	2/16/1991	48	48	0.3915	18.95	4513	38.2522%	Fecal		CFU/100 mL	200	283.2	86400	-	92,758.0
5439000	5/15/1991	48	48	0.3915	18.95	4513	38.2522%	Fecal		CFU/100 mL	200	283.2	86400	-	92,758.0
5439000	11/18/1991	48	48	0.3915	18.95	4513	38.2522%	Fecal		CFU/100 mL	200	283.2	86400	-	92,758.0
5439000	1/25/1992	48	48	0.3915	18.95	4513	38.2522%	Fecal		CFU/100 mL	200	283.2	86400	-	92,758.0
5439000	1/27/1992	48	48	0.3915	18.95	4513	38.2522%	Fecal		CFU/100 mL	200	283.2	86400	-	92,758.0
5439000	5/4/1992	48	48	0.3915	18.95	4513	38.2522%	Fecal		CFU/100 mL	200	283.2	86400	-	92,758.0
5439000	12/14/1992	48	48	0.3915	18.95	4513	38.2522%	Fecal		CFU/100 mL	200	283.2	86400	-	92,758.0
5439000	12/8/1994	48	48	0.3915	18.95	4513	38.2522%	Fecal		CFU/100 mL	200	283.2	86400	-	92,758.0
5439000	6/22/1995	48	48	0.3915	18.95	4513	38.2522%	Fecal		CFU/100 mL	200	283.2	86400	-	92,758.0
5439000	8/22/1996	48	48	0.3915	18.95	4513	38.2522%	Fecal		CFU/100 mL	200	283.2	86400	-	92,758.0
5439000	7/17/2000	48	48	0.3915	18.95	4513	38.2522%	Fecal		CFU/100 mL	200	283.2	86400	-	92,758.0
5439000	11/13/2000	48	48	0.3915	18.95	4513	38.2522%	Fecal		CFU/100 mL	200	283.2	86400	-	92,758.0
5439000	3/28/2005	48	48	0.3915	18.95	4513	38.2522%	Fecal		CFU/100 mL	200	283.2	86400	-	92,758.0
5439000	7/4/2009	48	48	0.3915	18.95	4513	38.2522%	Fecal		CFU/100 mL	200	283.2	86400	-	92,758.0
5439000	7/11/2009	48	48	0.3915	18.95	4513	38.2522%	Fecal		CFU/100 mL	200	283.2	86400	-	92,758.0
5439000	7/4/2010	48	48	0.3915	18.95	4513	38.2522%	Fecal		CFU/100 mL	200	283.2	86400	-	92,758.0
5439000	11/27/2017	48	48	0.3915	18.95	4513	38.2522%	Fecal		CFU/100 mL	200	283.2	86400	-	92,758.0
5439000	4/28/2014	47.9	47.9	0.3915	18.92	4533	38.4218%	Fecal		CFU/100 mL	200	283.2	86400	-	92,566.4
5439000	5/18/2021	47.9	47.9	0.3915	18.92	4533	38.4218%	Fecal		CFU/100 mL	200	283.2	86400	-	92,566.4
5439000	5/30/2010	47.8	47.8	0.3915	18.88	4535	38.4387%	Fecal		CFU/100 mL	200	283.2	86400	-	92,374.9
5439000	4/13/2014	47.8	47.8	0.3915	18.88	4535	38.4387%	Fecal		CFU/100 mL	200	283.2	86400	-	92,374.9

Gage ID	Date	Discharge (CFS)	Gage Discharge (less Surrogate NPDES) (CFS)	Watershed Area Ratio	Calculated flow (CFS)	Rank	Flow Exceedance %	Parameter	Results	Units (mg or micro_gram	Limit/Standard	100mL/CF	sec/day	Actual Load (million colonies/day)	Allowable Load (million colonies/day)
5439000	2/19/2016	47.8	47.8	0.3915	18.88	4535	38.4387%	Fecal		CFU/100 mL	200	283.2	86400	-	92,374.9
5439000	4/24/2016	47.8	47.8	0.3915	18.88	4535	38.4387%	Fecal		CFU/100 mL	200	283.2	86400	-	92,374.9
5439000	4/5/2022	128	128	0.1459	18.84	4539	38.4726%	Fecal		CFU/100 mL	200	283.2	86400	-	92,214.8
5439000	1/7/2012	47.7	47.7	0.3915	18.84	4540	38.4811%	Fecal		CFU/100 mL	200	283.2	86400	-	92,183.3
5439000	8/4/2017	47.7	47.7	0.3915	18.84	4540	38.4811%	Fecal		CFU/100 mL	200	283.2	86400	-	92,183.3
5439000	3/28/2012	47.6	47.6	0.3915	18.80	4542	38.4981%	Fecal		CFU/100 mL	200	283.2	86400	-	91,991.7
5439000	4/21/2014	47.6	47.6	0.3915	18.80	4542	38.4981%	Fecal		CFU/100 mL	200	283.2	86400	-	91,991.7
5439000	3/24/2015	47.6	47.6	0.3915	18.80	4542	38.4981%	Fecal		CFU/100 mL	200	283.2	86400	-	91,991.7
5439000	7/24/2015	47.6	47.6	0.3915	18.80	4542	38.4981%	Fecal		CFU/100 mL	200	283.2	86400	-	91,991.7
5439000	5/6/2006	47.5	47.5	0.3915	18.76	4546	38.5320%	Fecal		CFU/100 mL	200	283.2	86400	-	91,800.1
5439000	11/18/2011	47.5	47.5	0.3915	18.76	4546	38.5320%	Fecal		CFU/100 mL	200	283.2	86400	-	91,800.1
5439000	7/13/2013	47.5	47.5	0.3915	18.76	4546	38.5320%	Fecal		CFU/100 mL	200	283.2	86400	-	91,800.1
5439000	3/17/2017	47.5	47.5	0.3915	18.76	4546	38.5320%	Fecal		CFU/100 mL	200	283.2	86400	-	91,800.1
5439000	3/6/2002	47.4	47.4	0.3915	18.72	4550	38.5659%	Fecal		CFU/100 mL	200	283.2	86400	-	91,608.6
5439000	3/25/2002	47.4	47.4	0.3915	18.72	4550	38.5659%	Fecal		CFU/100 mL	200	283.2	86400	-	91,608.6
5439000	4/22/2015	47.4	47.4	0.3915	18.72	4550	38.5659%	Fecal		CFU/100 mL	200	283.2	86400	-	91,608.6
5439000	1/25/2016	47.4	47.4	0.3915	18.72	4550	38.5659%	Fecal		CFU/100 mL	200	283.2	86400	-	91,608.6
5439000	12/7/2004	47.3	47.3	0.3915	18.68	4554	38.5998%	Fecal		CFU/100 mL	200	283.2	86400	-	91,417.0
5439000	1/13/2010	47.3	47.3	0.3915	18.68	4554	38.5998%	Fecal		CFU/100 mL	200	283.2	86400	-	91,417.0
5439000	5/16/2013	47.3	47.3	0.3915	18.68	4554	38.5998%	Fecal		CFU/100 mL	200	283.2	86400	-	91,417.0
5439000	10/31/2016	47.3	47.3	0.3915	18.68	4554	38.5998%	Fecal		CFU/100 mL	200	283.2	86400	-	91,417.0
5439000	3/13/2004	47.2	47.2	0.3915	18.64	4558	38.6337%	Fecal		CFU/100 mL	200	283.2	86400	-	91,225.4
5439000	5/11/2006	47.2	47.2	0.3915	18.64	4558	38.6337%	Fecal		CFU/100 mL	200	283.2	86400	-	91,225.4
5439000	1/10/2012	47.2	47.2	0.3915	18.64	4558	38.6337%	Fecal		CFU/100 mL	200	283.2	86400	-	91,225.4
5439000	3/15/2017	47.2	47.2	0.3915	18.64	4558	38.6337%	Fecal		CFU/100 mL	200	283.2	86400	-	91,225.4
5439000	3/27/2017	47.2	47.2	0.3915	18.64	4558	38.6337%	Fecal		CFU/100 mL	200	283.2	86400	-	91,225.4
5439000	1/20/2018	47.2	47.2	0.3915	18.64	4558	38.6337%	Fecal		CFU/100 mL	200	283.2	86400	-	91,225.4
5439000	3/26/2002	47.1	47.1	0.3915	18.60	4564	38.6845%	Fecal		CFU/100 mL	200	283.2	86400	-	91,033.8
5439000	3/27/2002	47.1	47.1	0.3915	18.60	4564	38.6845%	Fecal		CFU/100 mL	200	283.2	86400	-	91,033.8
5439000	4/1/2002	47.1	47.1	0.3915	18.60	4564	38.6845%	Fecal		CFU/100 mL	200	283.2	86400	-	91,033.8
5439000	1/20/2009	47.1	47.1	0.3915	18.60	4564	38.6845%	Fecal		CFU/100 mL	200	283.2	86400	-	91,033.8
5439000	2/26/2012	47.1	47.1	0.3915	18.60	4564	38.6845%	Fecal		CFU/100 mL	200	283.2	86400	-	91,033.8
5439000	5/19/2014	47.1	47.1	0.3915	18.60	4564	38.6845%	Fecal		CFU/100 mL	200	283.2	86400	-	91,033.8
5439000	12/16/2019	47.1	47.1	0.3915	18.60	4564	38.6845%	Fecal		CFU/100 mL	200	283.2	86400	-	91,033.8
5439000	1/4/1990	47	47	0.3915	18.56	4571	38.7439%	Fecal		CFU/100 mL	200	283.2	86400	-	90,842.3
5439000	2/21/1990	47	47	0.3915	18.56	4571	38.7439%	Fecal		CFU/100 mL	200	283.2	86400	-	90,842.3
5439000	4/13/1990	47	47	0.3915	18.56	4571	38.7439%	Fecal		CFU/100 mL	200	283.2	86400	-	90,842.3
5439000	7/7/1990	47	47	0.3915	18.56	4571	38.7439%	Fecal		CFU/100 mL	200	283.2	86400	-	90,842.3
5439000	6/17/1991	47	47	0.3915	18.56	4571	38.7439%	Fecal		CFU/100 mL	200	283.2	86400	-	90,842.3
5439000	11/20/1991	47	47	0.3915	18.56	4571	38.7439%	Fecal		CFU/100 mL	200	283.2	86400	-	90,842.3
5439000	12/23/1991	47	47	0.3915	18.56	4571	38.7439%	Fecal		CFU/100 mL	200	283.2	86400	-	90,842.3
5439000	1/14/1992	47	47	0.3915	18.56	4571	38.7439%	Fecal		CFU/100 mL	200	283.2	86400	-	90,842.3
5439000	1/15/1992	47	47	0.3915	18.56	4571	38.7439%	Fecal		CFU/100 mL	200	283.2	86400	-	90,842.3
5439000	1/22/1992	47	47	0.3915	18.56	4571	38.7439%	Fecal		CFU/100 mL	200	283.2	86400	-	90,842.3
5439000	2/15/1992	47	47	0.3915	18.56	4571	38.7439%	Fecal		CFU/100 mL	200	283.2	86400	-	90,842.3
5439000	3/20/1992	47	47	0.3915	18.56	4571	38.7439%	Fecal		CFU/100 mL	200	283.2	86400	-	90,842.3
5439000	3/21/1992	47	47	0.3915	18.56	4571	38.7439%	Fecal		CFU/100 mL	200	283.2	86400	-	90,842.3
5439000	3/23/1992	47	47	0.3915	18.56	4571	38.7439%	Fecal		CFU/100 mL	200	283.2	86400	-	90,842.3
5439000	12/15/1992	47	47	0.3915	18.56	4571	38.7439%	Fecal		CFU/100 mL	200	283.2	86400	-	90,842.3
5439000	2/10/1993	47	47	0.3915	18.56	4571	38.7439%	Fecal		CFU/100 mL	200	283.2	86400	-	90,842.3
5439000	3/2/1995	47	47	0.3915	18.56	4571	38.7439%	Fecal		CFU/100 mL	200	283.2	86400	-	90,842.3
5439000	4/4/1995	47	47	0.3915	18.56	4571	38.7439%	Fecal		CFU/100 mL	200	283.2	86400	-	90,842.3
5439000	6/23/1995	47	47	0.3915	18.56	4571	38.7439%	Fecal		CFU/100 mL	200	283.2	86400	-	90,842.3
5439000	2/12/1996	47	47	0.3915	18.56	4571	38.7439%	Fecal		CFU/100 mL	200	283.2	86400	-	90,842.3
5439000	4/2/1997	47	47	0.3915	18.56	4571	38.7439%	Fecal		CFU/100 mL	200	283.2	86400	-	90,842.3
5439000	6/1/1997	47	47	0.3915	18.56	4571	38.7439%	Fecal		CFU/100 mL	200	283.2	86400	-	90,842.3
5439000	6/3/1998	47	47	0.3915	18.56	4571	38.7439%	Fecal		CFU/100 mL	200	283.2	86400	-	90,842.3
5439000	6/27/1998	47	47	0.3915	18.56	4571	38.7439%	Fecal		CFU/100 mL	200	283.2	86400	-	90,842.3
5439000	10/25/1998	47	47	0.3915	18.56	4571	38.7439%	Fecal		CFU/100 mL	200	283.2	86400	-	90,842.3
5439000	11/18/1998	47	47	0.3915	18.56	4571	38.7439%	Fecal		CFU/100 mL	200	283.2	86400	-	90,842.3
5439000	11/19/1998	47	47	0.3915	18.56	4571	38.7439%	Fecal		CFU/100 mL	200	283.2	86400	-	90,842.3
5439000	12/17/1998	47	47	0.3915	18.56	4571	38.7439%	Fecal		CFU/100 mL	200	283.2	86400	-	90,842.3
5439000	3/9/1999	47	47	0.3915	18.56	4571	38.7439%	Fecal		CFU/100 mL	200	283.2	86400	-	90,842.3
5439000	4/28/2001	47	47	0.3915	18.56	4571	38.7439%	Fecal		CFU/100 mL	200	283.2	86400	-	90,842.3
5439000	3/2/2002	47	47	0.3915	18.56	4571	38.7439%	Fecal		CFU/100 mL	200	283.2	86400	-	90,842.3
5439000	3/28/2002	47	47	0.3915	18.56	4571	38.7439%	Fecal		CFU/100 mL	200	283.2	86400	-	90,842.3
5439000	7/12/2003	47	47	0.3915	18.56	4571	38.7439%	Fecal		CFU/100 mL	200	283.2	86400	-	90,842.3
5439000	2/13/2012	47	47	0.3915	18.56	4571	38.7439%	Fecal		CFU/100 mL	200	283.2	86400	-	90,842.3
5439000	10/26/2021	47	47	0.3915	18.56	4571	38.7439%	Fecal		CFU/100 mL	200	283.2	86400	-	90,842.3
5439000	6/15/2017	46.9	46.9	0.3915	18.52	4606	39.0405%	Fecal		CFU/100 mL	200	283.2	86400	-	90,650.7
5439000	12/13/2009	46.8	46.8	0.3915	18.48	4607	39.0490%	Fecal		CFU/100 mL	200	283.2	86400	-	90,459.1
5439000	2/22/2014	46.8	46.8	0.3915	18.48	4607	39.0490%	Fecal		CFU/100 mL	200	283.2	86400	-	90,459.1
5439000	6/24/2017	46.8	46.8	0.3915	18.48	4607	39.0490%	Fecal		CFU/100 mL	200	283.2	86400	-	90,459.1
5439000	3/16/2018	46.8	46.8	0.3915	18.48	4607	39.0490%	Fecal		CFU/100 mL	200	283.2	86400	-	90,459.1
5439000	6/15/2006	46.7	46.7	0.3915	18.45	4611	39.0829%	Fecal		CFU/100 mL	200	283.2	86400	-	90,267.5
5439000	7/8/2010	46.7	46.7	0.3915	18.45	4611	39.0829%	Fecal		CFU/100 mL	200	283.2	86400	-	90,267.5
5439000	10/18/2012	46.7	46.7	0.3915	18.45	4611	39.0829%	Fecal		CFU/100 mL	200	283.2	86400	-	90,267.5
5439000	5/1/2014	46.7	46.7	0.3915	18.45	4611	39.0829%	Fecal		CFU/100 mL	200	283.2	86400	-	90,267.5
5439000	1/26/2016	46.7	46.7	0.3915	18.45	4611	39.0829%	Fecal		CFU/100 mL	200	283.2	86400	-	90,267.5
5439000	1/21/2018	46.7	46.7	0.3915	18.45	4611	39.0829%	Fecal		CFU/100 mL	200	283.2	86400	-	90,267.5
5439000	12/12/2020	46.7	46.7	0.3915	18.45	4611	39.0829%	Fecal		CFU/100 mL	200	283.2	86400	-	90,267.5
5439000	12/5/2009	46.6	46.6	0.3915	18.41	4618	39.1422%	Fecal		CFU/100 mL	200	283.2	86400	-	90,076.0
5439000	6/30/2011	46.6	46.6	0.3915	18.41	4618	39.1422%	Fecal		CFU/100 mL	200	283.2	86400	-	90,076.0
5439000	11/19/2011	46.6	46.6	0.3915	18.41	4618	39.1422%	Fecal		CFU/100 mL	200	283.2	86400	-	90,076.0
5439000	12/13/2011	46.6	46.6	0.3915	18.41	4618	39.1422%	Fecal		CFU/100 mL	200	283.2	86400	-	90,076.0
5439000	5/19/2012	46.6	46.6	0.3915	18.41	4618	39.1422%	Fecal		CFU/100 mL	200	283.2	86400	-	90,076.0
5439000	2/4/2010	46.5	46.5	0.3915	18.37	4623	39.1846%	Fecal		CFU/100 mL	200	283.2	86400	-	89,884.4
5439000	4/25/2016	46.5	46.5	0.3915	18.37	4623	39.1846%	Fecal		CFU/100 mL	200	283.2	86400	-	89,884.4
5439000	6/15/2020	46.5	46.5	0.3915	18.37	4623	39.1846%	Fecal		CFU/100 mL	200	283.2	86400	-	89,884.4
5439000	6/27/2004	46.4	46.4	0.3915	18.33	4626	39.2100%	Fecal		CFU/100 mL	200	283.2	86400	-	89,692.8
5439000	4/8/2013	46.4	46.4	0.3915	18.33	4626	39.2100%	Fecal		CFU/100 mL	200	283.2	86400	-	89,692.8
5439000	10/26/1993	46.3	46.3	0.3915	18.29	4628	39.2270%	Fecal		CFU/100 mL	200	283.2	86400	-	89,501.3
5439000	6/25/2002	46.3	46.3	0.3915	18.29	4628	39.2270%	Fecal		CFU/100 mL	200	283.2	86400	-	89,501.3
5439000	11/24/2014	46.3	46.3	0.3915	18.29	4628	39.2270%	Fecal		CFU/100 mL	200	283.2	86400	-	89,501.3
5439000	2/19/2019	46.3	46.3	0.3915	18.29	4628	39.2270%	Fecal		CFU/100 mL	200	283.2	86400	-	89,501.3
5439000	2/22/2020	46.3	46.3	0.3915	18.29	4628	39.2270%	Fecal		CFU/100 mL	200	283.2	86400	-	89,501.3
5439000	5/31/2021	46.3	46.3	0.3915	18.29	4628	39.2270%	Fecal		CFU/100 mL	200	283.2	86400	-	89,501.3
5439000	5/30/2006	46.2	46.2	0.3915	18.25	4634	39.2778%	Fecal		CFU/100 mL	200	283.2	86400	-	89,309.7
5439000	12/7/1993	46.1	46.1	0.3915	18.21	4635	39.2863%	Fecal		CFU/100 mL	200	283.2	86400	-	89,118.1
5439000	11/16/2009	46.1	46.1	0.3915	18.21	4635	39.2863%	Fecal		CFU/100 mL	200	283.2	86400	-	89,118.1
5439000	12/14/2009	46.1	46.1	0.3915	18.21	4635	39.2863%	Fecal		CFU/100 mL	200	283.2	86400	-	89,118.1
5439000	3/16/2017	46.1	46.1	0.3915	18.21	4635	39.2863%	Fecal		CFU/100 mL	200	283.2	86400	-	89,118.1
5439000	11/9/2017	46.1	46.1	0.3915	18.21	4635	39.2863%	Fecal		CFU/100 mL	200	283.2	86400	-	89,118.1
5439000	12/17/2019	46.1	46.1	0.3915	18.21	4635	39.2863%	Fecal		CFU/100 mL	200	283.2	86400	-	89,118.1
5439000	4/7/1990	46	46	0.3915	18.17	4641	39.3372%	Fecal		CFU/100 mL	200	283.2	86400	-	88,926.5
5439000	4/11/1990	46	46	0.3915	18.17	4641	39.3372%	Fecal		CFU/100 mL	200	283.2	86400	-	88,926.5
5439000	4/29/1990	46	46	0.3915	18.17	4641	39.3372%	Fecal		CFU/100 mL	200	283.2	86400	-	88,926.5
5439000	6/9/1990	46	46	0.3915	18.17	4641	39.3372%	Fecal		CFU/100 mL	200	283.2	86400	-	88,926.5
5439000	11/12/1990	46	46	0.3915	18.17	4641	39.3372%	Fecal		CFU/100 mL	200	283.2	86400	-	88,926.5
5439000	12/24/1991	46	46	0.3915	18.17	4641	39.3372%	Fecal		CFU/100 mL	200	283.2	86400	-	88,926.5
5439000	1/24/1992	46	46	0.3915	18.17	4641	39.3372%	Fecal		CFU/100 mL	200	283.2	86400	-	88,926.5
5439000	1/28/1992	46	46	0.3915	18.17	4641	39.3372%	Fecal		CFU/100 mL	200	283.2	86400	-	88,926.5
5439000	4/1/1992	46	46	0.3915	18.17	4641	39.3372%	Fecal		CFU/100 mL	200	283.2	86400	-	88,926.5
5439000	5/5/1992	46	46	0.3915	18.17	4641	39.3372%	Fecal		CFU/100 mL	200	283.2	86400	-	88,926.5
5439000	5/25/1993	46	46	0.3915	18.17	4641	39.3372%	Fecal		CFU/100 mL	200	283.2	86400	-	88,926.5
5439000	5/28/1993	46	46	0.3915	18.17	4641	39.3372%	Fecal		CFU/100 mL	200	283.2	86400	-	88,926.5
5439000	7/11/1993	46	46	0.3915	18.17	4641	39.3372%	Fecal		CFU/100 mL	200	283.2	86400	-	88,926.5
5439000	8/6/1993	46	46	0.3915	18.17	4641	39.3372%	Fecal		CFU/100 mL	200	283.2	86400	-	88,926.5
5439000	12/13/1994	46	46	0.3915	18.17	4641	39.3372%	Fecal		CFU/100 mL	200	283.2	86400	-	88,926.5
5439000	3/24/1995	46	46	0.3915	18.17	4641	39.3372%	Fecal		CFU/100 mL	200	283.2	86400	-	88,926.5
5439000	6/26/1995	46	46	0.3915	18.17	4641	39.3372%	Fecal		CFU/100 mL	200	283.2	86400	-	88,926.5
5439000	11/1/1995	46	46	0.3915	18.17	4641	39.3372%	Fecal		CFU/100 mL	200	283.2	86400	-	88,926.5
5439000	7/5/1996	46	46	0.3915	18.17	4641	39.3372%	Fecal		CFU/100 mL	200	283.2	86400	-	88,926.5
5439000	8/21/1996	46	46	0.3915	18.17	4641	39.3372%	Fecal		CFU/100 mL	200	283.2	86400	-	88,926.5
5439000	1/9/1997	46	46	0.3915	18.17	4641	39.3372%	Fecal		CFU/100 mL	200	283.2	86400	-	88,926.5
5439000	4/3/1997	46	46	0.3915	18.17	4641	39.3372%	Fecal		CFU/100 mL	200	283.2	86400	-	88,926.5

Gage ID	Date	Discharge (CFS)	Gage Discharge (less Surrogate NPDES) (CFS)	Watershed Area Ratio	Calculated flow (CFS)	Rank	Flow Exceedance %	Parameter	Results	Units (mg or micro_gram	Limit/Standard	100mL/CF	sec/day	Actual Load (million colonies/day)	Allowable Load (million colonies/day)
5439000	4/23/1997	46	46	0.3915	18.17	4641	39.3372%	Fecal		CFU/100 mL	200	283.2	86400	-	88,926.5
5439000	2/26/1999	46	46	0.3915	18.17	4641	39.3372%	Fecal		CFU/100 mL	200	283.2	86400	-	88,926.5
5439000	3/12/1999	46	46	0.3915	18.17	4641	39.3372%	Fecal		CFU/100 mL	200	283.2	86400	-	88,926.5
5439000	3/14/1999	46	46	0.3915	18.17	4641	39.3372%	Fecal		CFU/100 mL	200	283.2	86400	-	88,926.5
5439000	3/30/1999	46	46	0.3915	18.17	4641	39.3372%	Fecal		CFU/100 mL	200	283.2	86400	-	88,926.5
5439000	3/31/1999	46	46	0.3915	18.17	4641	39.3372%	Fecal		CFU/100 mL	200	283.2	86400	-	88,926.5
5439000	6/30/1999	46	46	0.3915	18.17	4641	39.3372%	Fecal		CFU/100 mL	200	283.2	86400	-	88,926.5
5439000	3/6/2000	46	46	0.3915	18.17	4641	39.3372%	Fecal		CFU/100 mL	200	283.2	86400	-	88,926.5
5439000	10/5/2000	46	46	0.3915	18.17	4641	39.3372%	Fecal		CFU/100 mL	200	283.2	86400	-	88,926.5
5439000	5/11/2001	46	46	0.3915	18.17	4641	39.3372%	Fecal		CFU/100 mL	200	283.2	86400	-	88,926.5
5439000	5/27/2001	46	46	0.3915	18.17	4641	39.3372%	Fecal		CFU/100 mL	200	283.2	86400	-	88,926.5
5439000	3/7/2002	46	46	0.3915	18.17	4641	39.3372%	Fecal		CFU/100 mL	200	283.2	86400	-	88,926.5
5439000	6/26/2002	46	46	0.3915	18.17	4641	39.3372%	Fecal		CFU/100 mL	200	283.2	86400	-	88,926.5
5439000	1/19/2005	46	46	0.3915	18.17	4641	39.3372%	Fecal		CFU/100 mL	200	283.2	86400	-	88,926.5
5439000	4/24/2007	46	46	0.3915	18.17	4641	39.3372%	Fecal		CFU/100 mL	200	283.2	86400	-	88,926.5
5439000	7/3/2009	46	46	0.3915	18.17	4641	39.3372%	Fecal		CFU/100 mL	200	283.2	86400	-	88,926.5
5439000	7/5/2009	46	46	0.3915	18.17	4641	39.3372%	Fecal		CFU/100 mL	200	283.2	86400	-	88,926.5
5439000	11/17/2009	46	46	0.3915	18.17	4641	39.3372%	Fecal		CFU/100 mL	200	283.2	86400	-	88,926.5
5439000	4/23/2010	46	46	0.3915	18.17	4641	39.3372%	Fecal		CFU/100 mL	200	283.2	86400	-	88,926.5
5439000	2/6/2017	46	46	0.3915	18.17	4641	39.3372%	Fecal		CFU/100 mL	200	283.2	86400	-	88,926.5
5439000	1/28/2020	46	46	0.3915	18.17	4641	39.3372%	Fecal		CFU/100 mL	200	283.2	86400	-	88,926.5
5439000	7/5/1994	45.9	45.9	0.3915	18.13	4684	39.7016%	Fecal		CFU/100 mL	200	283.2	86400	-	88,735.0
5439000	3/31/2002	45.9	45.9	0.3915	18.13	4684	39.7016%	Fecal		CFU/100 mL	200	283.2	86400	-	88,735.0
5439000	6/21/2008	45.9	45.9	0.3915	18.13	4684	39.7016%	Fecal		CFU/100 mL	200	283.2	86400	-	88,735.0
5439000	2/25/2012	45.9	45.9	0.3915	18.13	4684	39.7016%	Fecal		CFU/100 mL	200	283.2	86400	-	88,735.0
5439000	4/18/2012	45.9	45.9	0.3915	18.13	4684	39.7016%	Fecal		CFU/100 mL	200	283.2	86400	-	88,735.0
5439000	12/5/2017	45.9	45.9	0.3915	18.13	4684	39.7016%	Fecal		CFU/100 mL	200	283.2	86400	-	88,735.0
5439000	7/17/2019	45.9	45.9	0.3915	18.13	4684	39.7016%	Fecal		CFU/100 mL	200	283.2	86400	-	88,735.0
5439000	1/12/2009	45.8	45.8	0.3915	18.09	4691	39.7610%	Fecal		CFU/100 mL	200	283.2	86400	-	88,543.4
5439000	2/5/2010	45.8	45.8	0.3915	18.09	4691	39.7610%	Fecal		CFU/100 mL	200	283.2	86400	-	88,543.4
5439000	2/16/2012	45.8	45.8	0.3915	18.09	4691	39.7610%	Fecal		CFU/100 mL	200	283.2	86400	-	88,543.4
5439000	6/2/2012	45.8	45.8	0.3915	18.09	4691	39.7610%	Fecal		CFU/100 mL	200	283.2	86400	-	88,543.4
5439000	4/30/2014	45.8	45.8	0.3915	18.09	4691	39.7610%	Fecal		CFU/100 mL	200	283.2	86400	-	88,543.4
5439000	5/28/2014	45.8	45.8	0.3915	18.09	4691	39.7610%	Fecal		CFU/100 mL	200	283.2	86400	-	88,543.4
5439000	4/24/2015	45.8	45.8	0.3915	18.09	4691	39.7610%	Fecal		CFU/100 mL	200	283.2	86400	-	88,543.4
5439000	6/14/2017	45.8	45.8	0.3915	18.09	4691	39.7610%	Fecal		CFU/100 mL	200	283.2	86400	-	88,543.4
5439000	7/14/2021	45.8	45.8	0.3915	18.09	4691	39.7610%	Fecal		CFU/100 mL	200	283.2	86400	-	88,543.4
5439000	10/28/1993	45.7	45.7	0.3915	18.05	4700	39.8373%	Fecal		CFU/100 mL	200	283.2	86400	-	88,351.8
5439000	4/2/1994	45.7	45.7	0.3915	18.05	4700	39.8373%	Fecal		CFU/100 mL	200	283.2	86400	-	88,351.8
5439000	7/6/1994	45.7	45.7	0.3915	18.05	4700	39.8373%	Fecal		CFU/100 mL	200	283.2	86400	-	88,351.8
5439000	5/7/2008	45.7	45.7	0.3915	18.05	4700	39.8373%	Fecal		CFU/100 mL	200	283.2	86400	-	88,351.8
5439000	6/12/2013	45.7	45.7	0.3915	18.05	4700	39.8373%	Fecal		CFU/100 mL	200	283.2	86400	-	88,351.8
5439000	4/23/2016	45.7	45.7	0.3915	18.05	4700	39.8373%	Fecal		CFU/100 mL	200	283.2	86400	-	88,351.8
5439000	1/18/2018	45.7	45.7	0.3915	18.05	4700	39.8373%	Fecal		CFU/100 mL	200	283.2	86400	-	88,351.8
5439000	4/20/2021	45.7	45.7	0.3915	18.05	4700	39.8373%	Fecal		CFU/100 mL	200	283.2	86400	-	88,351.8
5439000	10/28/2001	45.6	45.6	0.3915	18.02	4708	39.9051%	Fecal		CFU/100 mL	200	283.2	86400	-	88,160.2
5439000	7/8/2003	45.6	45.6	0.3915	18.02	4708	39.9051%	Fecal		CFU/100 mL	200	283.2	86400	-	88,160.2
5439000	7/16/2007	45.6	45.6	0.3915	18.02	4708	39.9051%	Fecal		CFU/100 mL	200	283.2	86400	-	88,160.2
5439000	11/24/2008	45.6	45.6	0.3915	18.02	4708	39.9051%	Fecal		CFU/100 mL	200	283.2	86400	-	88,160.2
5439000	4/13/2019	45.6	45.6	0.3915	18.02	4708	39.9051%	Fecal		CFU/100 mL	200	283.2	86400	-	88,160.2
5439000	7/4/2004	45.5	45.5	0.3915	17.98	4713	39.9474%	Fecal		CFU/100 mL	200	283.2	86400	-	87,968.7
5439000	8/18/2007	45.5	45.5	0.3915	17.98	4713	39.9474%	Fecal		CFU/100 mL	200	283.2	86400	-	87,968.7
5439000	7/20/2021	45.5	45.5	0.3915	17.98	4713	39.9474%	Fecal		CFU/100 mL	200	283.2	86400	-	87,968.7
5439000	7/7/1994	45.4	45.4	0.3915	17.94	4716	39.9729%	Fecal		CFU/100 mL	200	283.2	86400	-	87,777.1
5439000	2/15/2013	45.4	45.4	0.3915	17.94	4716	39.9729%	Fecal		CFU/100 mL	200	283.2	86400	-	87,777.1
5439000	4/26/2016	45.4	45.4	0.3915	17.94	4716	39.9729%	Fecal		CFU/100 mL	200	283.2	86400	-	87,777.1
5439000	6/22/2017	45.4	45.4	0.3915	17.94	4716	39.9729%	Fecal		CFU/100 mL	200	283.2	86400	-	87,777.1
5439000	3/20/2017	45.3	45.3	0.3915	17.90	4720	40.0068%	Fecal		CFU/100 mL	200	283.2	86400	-	87,585.5
5439000	1/26/2018	45.3	45.3	0.3915	17.90	4720	40.0068%	Fecal		CFU/100 mL	200	283.2	86400	-	87,585.5
5439000	3/18/2017	45.2	45.2	0.3915	17.86	4722	40.0237%	Fecal		CFU/100 mL	200	283.2	86400	-	87,393.9
5439000	7/10/2018	45.2	45.2	0.3915	17.86	4722	40.0237%	Fecal		CFU/100 mL	200	283.2	86400	-	87,393.9
5439000	12/21/2018	45.2	45.2	0.3915	17.86	4722	40.0237%	Fecal		CFU/100 mL	200	283.2	86400	-	87,393.9
5439000	2/28/2004	45.1	45.1	0.3915	17.82	4725	40.0492%	Fecal		CFU/100 mL	200	283.2	86400	-	87,202.4
5439000	6/26/2006	45.1	45.1	0.3915	17.82	4725	40.0492%	Fecal		CFU/100 mL	200	283.2	86400	-	87,202.4
5439000	12/7/2006	45.1	45.1	0.3915	17.82	4725	40.0492%	Fecal		CFU/100 mL	200	283.2	86400	-	87,202.4
5439000	11/21/2008	45.1	45.1	0.3915	17.82	4725	40.0492%	Fecal		CFU/100 mL	200	283.2	86400	-	87,202.4
5439000	2/14/2012	45.1	45.1	0.3915	17.82	4725	40.0492%	Fecal		CFU/100 mL	200	283.2	86400	-	87,202.4
5439000	2/25/2017	45.1	45.1	0.3915	17.82	4725	40.0492%	Fecal		CFU/100 mL	200	283.2	86400	-	87,202.4
5439000	1/29/1990	45	45	0.3915	17.78	4731	40.1000%	Fecal		CFU/100 mL	200	283.2	86400	-	87,010.8
5439000	4/8/1990	45	45	0.3915	17.78	4731	40.1000%	Fecal		CFU/100 mL	200	283.2	86400	-	87,010.8
5439000	8/18/1990	45	45	0.3915	17.78	4731	40.1000%	Fecal		CFU/100 mL	200	283.2	86400	-	87,010.8
5439000	10/18/1990	45	45	0.3915	17.78	4731	40.1000%	Fecal		CFU/100 mL	200	283.2	86400	-	87,010.8
5439000	12/27/1990	45	45	0.3915	17.78	4731	40.1000%	Fecal		CFU/100 mL	200	283.2	86400	-	87,010.8
5439000	2/3/1991	45	45	0.3915	17.78	4731	40.1000%	Fecal		CFU/100 mL	200	283.2	86400	-	87,010.8
5439000	5/3/1991	45	45	0.3915	17.78	4731	40.1000%	Fecal		CFU/100 mL	200	283.2	86400	-	87,010.8
5439000	1/23/1992	45	45	0.3915	17.78	4731	40.1000%	Fecal		CFU/100 mL	200	283.2	86400	-	87,010.8
5439000	1/30/1992	45	45	0.3915	17.78	4731	40.1000%	Fecal		CFU/100 mL	200	283.2	86400	-	87,010.8
5439000	4/2/1992	45	45	0.3915	17.78	4731	40.1000%	Fecal		CFU/100 mL	200	283.2	86400	-	87,010.8
5439000	4/12/1992	45	45	0.3915	17.78	4731	40.1000%	Fecal		CFU/100 mL	200	283.2	86400	-	87,010.8
5439000	5/3/1992	45	45	0.3915	17.78	4731	40.1000%	Fecal		CFU/100 mL	200	283.2	86400	-	87,010.8
5439000	2/13/1993	45	45	0.3915	17.78	4731	40.1000%	Fecal		CFU/100 mL	200	283.2	86400	-	87,010.8
5439000	3/21/1993	45	45	0.3915	17.78	4731	40.1000%	Fecal		CFU/100 mL	200	283.2	86400	-	87,010.8
5439000	10/8/1993	45	45	0.3915	17.78	4731	40.1000%	Fecal		CFU/100 mL	200	283.2	86400	-	87,010.8
5439000	10/15/1993	45	45	0.3915	17.78	4731	40.1000%	Fecal		CFU/100 mL	200	283.2	86400	-	87,010.8
5439000	1/1/1994	45	45	0.3915	17.78	4731	40.1000%	Fecal		CFU/100 mL	200	283.2	86400	-	87,010.8
5439000	11/26/1994	45	45	0.3915	17.78	4731	40.1000%	Fecal		CFU/100 mL	200	283.2	86400	-	87,010.8
5439000	1/12/1995	45	45	0.3915	17.78	4731	40.1000%	Fecal		CFU/100 mL	200	283.2	86400	-	87,010.8
5439000	2/2/1995	45	45	0.3915	17.78	4731	40.1000%	Fecal		CFU/100 mL	200	283.2	86400	-	87,010.8
5439000	2/7/1995	45	45	0.3915	17.78	4731	40.1000%	Fecal		CFU/100 mL	200	283.2	86400	-	87,010.8
5439000	6/24/1995	45	45	0.3915	17.78	4731	40.1000%	Fecal		CFU/100 mL	200	283.2	86400	-	87,010.8
5439000	6/27/1995	45	45	0.3915	17.78	4731	40.1000%	Fecal		CFU/100 mL	200	283.2	86400	-	87,010.8
5439000	4/4/1997	45	45	0.3915	17.78	4731	40.1000%	Fecal		CFU/100 mL	200	283.2	86400	-	87,010.8
5439000	4/8/1997	45	45	0.3915	17.78	4731	40.1000%	Fecal		CFU/100 mL	200	283.2	86400	-	87,010.8
5439000	6/13/1997	45	45	0.3915	17.78	4731	40.1000%	Fecal		CFU/100 mL	200	283.2	86400	-	87,010.8
5439000	6/27/1997	45	45	0.3915	17.78	4731	40.1000%	Fecal		CFU/100 mL	200	283.2	86400	-	87,010.8
5439000	8/17/1997	45	45	0.3915	17.78	4731	40.1000%	Fecal		CFU/100 mL	200	283.2	86400	-	87,010.8
5439000	1/17/1998	45	45	0.3915	17.78	4731	40.1000%	Fecal		CFU/100 mL	200	283.2	86400	-	87,010.8
5439000	6/4/1998	45	45	0.3915	17.78	4731	40.1000%	Fecal		CFU/100 mL	200	283.2	86400	-	87,010.8
5439000	6/5/1998	45	45	0.3915	17.78	4731	40.1000%	Fecal		CFU/100 mL	200	283.2	86400	-	87,010.8
5439000	7/12/1998	45	45	0.3915	17.78	4731	40.1000%	Fecal		CFU/100 mL	200	283.2	86400	-	87,010.8
5439000	10/30/1998	45	45	0.3915	17.78	4731	40.1000%	Fecal		CFU/100 mL	200	283.2	86400	-	87,010.8
5439000	12/18/1998	45	45	0.3915	17.78	4731	40.1000%	Fecal		CFU/100 mL	200	283.2	86400	-	87,010.8
5439000	3/13/1999	45	45	0.3915	17.78	4731	40.1000%	Fecal		CFU/100 mL	200	283.2	86400	-	87,010.8
5439000	4/1/1999	45	45	0.3915	17.78	4731	40.1000%	Fecal		CFU/100 mL	200	283.2	86400	-	87,010.8
5439000	5/2/2000	45	45	0.3915	17.78	4731	40.1000%	Fecal		CFU/100 mL	200	283.2	86400	-	87,010.8
5439000	2/5/2001	45	45	0.3915	17.78	4731	40.1000%	Fecal		CFU/100 mL	200	283.2	86400	-	87,010.8
5439000	4/29/2001	45	45	0.3915	17.78	4731	40.1000%	Fecal		CFU/100 mL	200	283.2	86400	-	87,010.8
5439000	5/7/2001	45	45	0.3915	17.78	4731	40.1000%	Fecal		CFU/100 mL	200	283.2	86400	-	87,010.8
5439000	3/29/2005	45	45	0.3915	17.78	4731	40.1000%	Fecal		CFU/100 mL	200	283.2	86400	-	87,010.8
5439000	1/21/2008	45	45	0.3915	17.78	4731	40.1000%	Fecal		CFU/100 mL	200	283.2	86400	-	87,010.8
5439000	2/16/2011	45	45	0.3915	17.78	4731	40.1000%	Fecal		CFU/100 mL	200	283.2	86400	-	87,010.8
5439000	6/30/2016	45	45	0.3915	17.78	4731	40.1000%	Fecal		CFU/100 mL	200	283.2	86400	-	87,010.8
5439000	4/5/2011	44.9	44.9	0.3915	17.74	4775	40.4730%	Fecal		CFU/100 mL	200	283.2	86400	-	86,819.2
5439000	11/30/2017	44.9	44.9	0.3915	17.74	4775	40.4730%	Fecal		CFU/100 mL	200	283.2	86400	-	86,819.2
5439000	11/18/2009	44.8	44.8	0.3915	17.70	4777	40.4899%	Fecal		CFU/100 mL	200	283.2	86400	-	86,627.7
5439000	5/31/2010	44.8	44.8	0.3915	17.70	4777	40.4899%	Fecal		CFU/100 mL	200	283.2	86400	-	86,627.7
5439000	3/29/2015	44.8	44.8	0.3915	17.70	4777	40.4899%	Fecal		CFU/100 mL	200	283.2	86400	-	86,627.7
5439000	2/23/2017	44.8	44.8	0.3915	17.70	4777	40.4899%	Fecal		CFU/100 mL	200	283.2	86400	-	86,627.7
5439000	6/16/2020	44.8	44.8	0.3915	17.70	4777	40.4899%	Fecal		CFU/100 mL	200	283.2	86400	-	86,627.7
5439000	7/13/2010	44.7	44.7	0.3915	17.66	4782	40.5323%	Fecal		CFU/100 mL	200	283.2	86400	-	86,436.1
5439000	3/27/2005	44.6	44.6	0.3915	17.62	4783	40.5408%	Fecal		CFU/100 mL	200	283.2	86400	-	86,244.5
5439000	12/11/2009	44.6	44.6	0.3915	17.62	4783	40.5408%	Fecal		CFU/100 mL	200	283.2	86400	-	86,244.5
5439000	7/29/2010	44.6	44.6	0.3915	17.62	4783	40.5408%	Fecal		CFU/100 mL	200	283.2	86400	-	86,244.5
5439000	8/10/2010	44.6	44.6	0.3915	17.62	4783	40.5408%	Fecal		CFU/100 mL	200	283.2	86400	-	86,244.5
5439000	10/18/2014	44.6	44.6	0.3915	17.62	4783	40.5408%	Fecal		CFU/100 mL	200	283.2	86400	-	86,244.5
5439000	11/6/2016	44.6	44.6	0.3915	17.62	4783	40.5408%	Fecal		CFU/100 mL	200	283.2	86400	-	86,244.5

Gage ID	Date	Discharge (CFS)	Gage Discharge (less Surrogate NPDES) (CFS)	Watershed Area Ratio	Calculated flow (CFS)	Rank	Flow Exceedance %	Parameter	Results	Units (mg or micro_gram	Limit/Standard	100mL/CF	sec/day	Actual Load (million colonies/day)	Allowable Load (million colonies/day)
5439000	3/3/2002	44.5	44.5	0.3915	17.58	4789	40.5916%	Fecal		CFU/100 mL	200	283.2	86400	-	86,052.9
5439000	4/3/2002	44.5	44.5	0.3915	17.58	4789	40.5916%	Fecal		CFU/100 mL	200	283.2	86400	-	86,052.9
5439000	4/5/2006	44.5	44.5	0.3915	17.58	4789	40.5916%	Fecal		CFU/100 mL	200	283.2	86400	-	86,052.9
5439000	5/12/2007	44.5	44.5	0.3915	17.58	4789	40.5916%	Fecal		CFU/100 mL	200	283.2	86400	-	86,052.9
5439000	5/3/2008	44.5	44.5	0.3915	17.58	4789	40.5916%	Fecal		CFU/100 mL	200	283.2	86400	-	86,052.9
5439000	1/16/2012	44.5	44.5	0.3915	17.58	4789	40.5916%	Fecal		CFU/100 mL	200	283.2	86400	-	86,052.9
5439000	6/8/2013	44.5	44.5	0.3915	17.58	4789	40.5916%	Fecal		CFU/100 mL	200	283.2	86400	-	86,052.9
5439000	7/21/2014	44.5	44.5	0.3915	17.58	4789	40.5916%	Fecal		CFU/100 mL	200	283.2	86400	-	86,052.9
5439000	12/20/2018	44.5	44.5	0.3915	17.58	4789	40.5916%	Fecal		CFU/100 mL	200	283.2	86400	-	86,052.9
5439000	11/26/2011	44.4	44.4	0.3915	17.55	4798	40.6679%	Fecal		CFU/100 mL	200	283.2	86400	-	85,861.4
5439000	4/30/2012	44.4	44.4	0.3915	17.55	4798	40.6679%	Fecal		CFU/100 mL	200	283.2	86400	-	85,861.4
5439000	5/4/2012	44.4	44.4	0.3915	17.55	4798	40.6679%	Fecal		CFU/100 mL	200	283.2	86400	-	85,861.4
5439000	6/4/2018	44.4	44.4	0.3915	17.55	4798	40.6679%	Fecal		CFU/100 mL	200	283.2	86400	-	85,861.4
5439000	5/20/2021	44.4	44.4	0.3915	17.55	4798	40.6679%	Fecal		CFU/100 mL	200	283.2	86400	-	85,861.4
5439000	12/9/2004	44.3	44.3	0.3915	17.51	4803	40.7103%	Fecal		CFU/100 mL	200	283.2	86400	-	85,669.8
5439000	3/25/2012	44.3	44.3	0.3915	17.51	4803	40.7103%	Fecal		CFU/100 mL	200	283.2	86400	-	85,669.8
5439000	4/2/2013	44.3	44.3	0.3915	17.51	4803	40.7103%	Fecal		CFU/100 mL	200	283.2	86400	-	85,669.8
5439000	12/18/2009	44.2	44.2	0.3915	17.47	4806	40.7357%	Fecal		CFU/100 mL	200	283.2	86400	-	85,478.2
5439000	1/14/2010	44.2	44.2	0.3915	17.47	4806	40.7357%	Fecal		CFU/100 mL	200	283.2	86400	-	85,478.2
5439000	3/30/2012	44.2	44.2	0.3915	17.47	4806	40.7357%	Fecal		CFU/100 mL	200	283.2	86400	-	85,478.2
5439000	4/19/2012	44.2	44.2	0.3915	17.47	4806	40.7357%	Fecal		CFU/100 mL	200	283.2	86400	-	85,478.2
5439000	5/22/2013	44.2	44.2	0.3915	17.47	4806	40.7357%	Fecal		CFU/100 mL	200	283.2	86400	-	85,478.2
5439000	1/28/2016	44.2	44.2	0.3915	17.47	4806	40.7357%	Fecal		CFU/100 mL	200	283.2	86400	-	85,478.2
5439000	11/17/2017	44.2	44.2	0.3915	17.47	4806	40.7357%	Fecal		CFU/100 mL	200	283.2	86400	-	85,478.2
5439000	4/10/2004	44.1	44.1	0.3915	17.43	4813	40.7951%	Fecal		CFU/100 mL	200	283.2	86400	-	85,286.6
5439000	5/2/2004	44.1	44.1	0.3915	17.43	4813	40.7951%	Fecal		CFU/100 mL	200	283.2	86400	-	85,286.6
5439000	2/28/2007	44.1	44.1	0.3915	17.43	4813	40.7951%	Fecal		CFU/100 mL	200	283.2	86400	-	85,286.6
5439000	11/9/2008	44.1	44.1	0.3915	17.43	4813	40.7951%	Fecal		CFU/100 mL	200	283.2	86400	-	85,286.6
5439000	4/27/2010	44.1	44.1	0.3915	17.43	4813	40.7951%	Fecal		CFU/100 mL	200	283.2	86400	-	85,286.6
5439000	4/9/2013	44.1	44.1	0.3915	17.43	4813	40.7951%	Fecal		CFU/100 mL	200	283.2	86400	-	85,286.6
5439000	2/12/2017	44.1	44.1	0.3915	17.43	4813	40.7951%	Fecal		CFU/100 mL	200	283.2	86400	-	85,286.6
5439000	3/28/2017	44.1	44.1	0.3915	17.43	4813	40.7951%	Fecal		CFU/100 mL	200	283.2	86400	-	85,286.6
5439000	11/16/2017	44.1	44.1	0.3915	17.43	4813	40.7951%	Fecal		CFU/100 mL	200	283.2	86400	-	85,286.6
5439000	1/26/1990	44	44	0.3915	17.39	4822	40.8713%	Fecal		CFU/100 mL	200	283.2	86400	-	85,095.1
5439000	1/27/1990	44	44	0.3915	17.39	4822	40.8713%	Fecal		CFU/100 mL	200	283.2	86400	-	85,095.1
5439000	1/31/1990	44	44	0.3915	17.39	4822	40.8713%	Fecal		CFU/100 mL	200	283.2	86400	-	85,095.1
5439000	2/20/1990	44	44	0.3915	17.39	4822	40.8713%	Fecal		CFU/100 mL	200	283.2	86400	-	85,095.1
5439000	8/3/1990	44	44	0.3915	17.39	4822	40.8713%	Fecal		CFU/100 mL	200	283.2	86400	-	85,095.1
5439000	8/6/1990	44	44	0.3915	17.39	4822	40.8713%	Fecal		CFU/100 mL	200	283.2	86400	-	85,095.1
5439000	8/26/1990	44	44	0.3915	17.39	4822	40.8713%	Fecal		CFU/100 mL	200	283.2	86400	-	85,095.1
5439000	1/29/1992	44	44	0.3915	17.39	4822	40.8713%	Fecal		CFU/100 mL	200	283.2	86400	-	85,095.1
5439000	6/4/1993	44	44	0.3915	17.39	4822	40.8713%	Fecal		CFU/100 mL	200	283.2	86400	-	85,095.1
5439000	1/13/1995	44	44	0.3915	17.39	4822	40.8713%	Fecal		CFU/100 mL	200	283.2	86400	-	85,095.1
5439000	3/3/1995	44	44	0.3915	17.39	4822	40.8713%	Fecal		CFU/100 mL	200	283.2	86400	-	85,095.1
5439000	7/6/1996	44	44	0.3915	17.39	4822	40.8713%	Fecal		CFU/100 mL	200	283.2	86400	-	85,095.1
5439000	2/19/1997	44	44	0.3915	17.39	4822	40.8713%	Fecal		CFU/100 mL	200	283.2	86400	-	85,095.1
5439000	6/2/1997	44	44	0.3915	17.39	4822	40.8713%	Fecal		CFU/100 mL	200	283.2	86400	-	85,095.1
5439000	1/21/1999	44	44	0.3915	17.39	4822	40.8713%	Fecal		CFU/100 mL	200	283.2	86400	-	85,095.1
5439000	4/4/1999	44	44	0.3915	17.39	4822	40.8713%	Fecal		CFU/100 mL	200	283.2	86400	-	85,095.1
5439000	4/11/1999	44	44	0.3915	17.39	4822	40.8713%	Fecal		CFU/100 mL	200	283.2	86400	-	85,095.1
5439000	9/30/1999	44	44	0.3915	17.39	4822	40.8713%	Fecal		CFU/100 mL	200	283.2	86400	-	85,095.1
5439000	10/4/2000	44	44	0.3915	17.39	4822	40.8713%	Fecal		CFU/100 mL	200	283.2	86400	-	85,095.1
5439000	5/1/2001	44	44	0.3915	17.39	4822	40.8713%	Fecal		CFU/100 mL	200	283.2	86400	-	85,095.1
5439000	5/13/2007	44	44	0.3915	17.39	4822	40.8713%	Fecal		CFU/100 mL	200	283.2	86400	-	85,095.1
5439000	12/6/2009	44	44	0.3915	17.39	4822	40.8713%	Fecal		CFU/100 mL	200	283.2	86400	-	85,095.1
5439000	1/11/2012	44	44	0.3915	17.39	4822	40.8713%	Fecal		CFU/100 mL	200	283.2	86400	-	85,095.1
5439000	2/24/2016	44	44	0.3915	17.39	4822	40.8713%	Fecal		CFU/100 mL	200	283.2	86400	-	85,095.1
5439000	2/22/2017	44	44	0.3915	17.39	4822	40.8713%	Fecal		CFU/100 mL	200	283.2	86400	-	85,095.1
5439000	11/29/2017	44	44	0.3915	17.39	4822	40.8713%	Fecal		CFU/100 mL	200	283.2	86400	-	85,095.1
5439000	3/18/2018	44	44	0.3915	17.39	4822	40.8713%	Fecal		CFU/100 mL	200	283.2	86400	-	85,095.1
5439000	2/1/2020	44	44	0.3915	17.39	4822	40.8713%	Fecal		CFU/100 mL	200	283.2	86400	-	85,095.1
5439000	2/25/2022	118	118	0.1459	17.38	4850	41.1087%	Fecal		CFU/100 mL	200	283.2	86400	-	85,073.2
5439000	3/30/2005	43.9	43.9	0.3915	17.35	4851	41.1171%	Fecal		CFU/100 mL	200	283.2	86400	-	84,903.5
5439000	2/23/2008	43.9	43.9	0.3915	17.35	4851	41.1171%	Fecal		CFU/100 mL	200	283.2	86400	-	84,903.5
5439000	6/17/2010	43.9	43.9	0.3915	17.35	4851	41.1171%	Fecal		CFU/100 mL	200	283.2	86400	-	84,903.5
5439000	12/8/2016	43.9	43.9	0.3915	17.35	4851	41.1171%	Fecal		CFU/100 mL	200	283.2	86400	-	84,903.5
5439000	11/15/2017	43.9	43.9	0.3915	17.35	4851	41.1171%	Fecal		CFU/100 mL	200	283.2	86400	-	84,903.5
5439000	4/21/2021	43.9	43.9	0.3915	17.35	4851	41.1171%	Fecal		CFU/100 mL	200	283.2	86400	-	84,903.5
5439000	8/20/1994	43.8	43.8	0.3915	17.31	4857	41.1680%	Fecal		CFU/100 mL	200	283.2	86400	-	84,711.9
5439000	5/7/2006	43.8	43.8	0.3915	17.31	4857	41.1680%	Fecal		CFU/100 mL	200	283.2	86400	-	84,711.9
5439000	1/14/2007	43.8	43.8	0.3915	17.31	4857	41.1680%	Fecal		CFU/100 mL	200	283.2	86400	-	84,711.9
5439000	6/20/2007	43.8	43.8	0.3915	17.31	4857	41.1680%	Fecal		CFU/100 mL	200	283.2	86400	-	84,711.9
5439000	1/29/2012	43.8	43.8	0.3915	17.31	4857	41.1680%	Fecal		CFU/100 mL	200	283.2	86400	-	84,711.9
5439000	3/27/2012	43.8	43.8	0.3915	17.31	4857	41.1680%	Fecal		CFU/100 mL	200	283.2	86400	-	84,711.9
5439000	10/13/2018	43.8	43.8	0.3915	17.31	4857	41.1680%	Fecal		CFU/100 mL	200	283.2	86400	-	84,711.9
5439000	7/11/2019	43.8	43.8	0.3915	17.31	4857	41.1680%	Fecal		CFU/100 mL	200	283.2	86400	-	84,711.9
5439000	7/1/2011	43.7	43.7	0.3915	17.27	4865	41.2358%	Fecal		CFU/100 mL	200	283.2	86400	-	84,520.3
5439000	4/1/2022	117	117	0.1459	17.24	4866	41.2443%	Fecal		CFU/100 mL	200	283.2	86400	-	84,359.1
5439000	2/15/2012	43.6	43.6	0.3915	17.23	4867	41.2528%	Fecal		CFU/100 mL	200	283.2	86400	-	84,328.8
5439000	6/11/2013	43.6	43.6	0.3915	17.23	4867	41.2528%	Fecal		CFU/100 mL	200	283.2	86400	-	84,328.8
5439000	2/22/2016	43.6	43.6	0.3915	17.23	4867	41.2528%	Fecal		CFU/100 mL	200	283.2	86400	-	84,328.8
5439000	6/29/2020	43.6	43.6	0.3915	17.23	4867	41.2528%	Fecal		CFU/100 mL	200	283.2	86400	-	84,328.8
5439000	5/23/2008	43.5	43.5	0.3915	17.19	4871	41.2867%	Fecal		CFU/100 mL	200	283.2	86400	-	84,137.2
5439000	7/18/2008	43.5	43.5	0.3915	17.19	4871	41.2867%	Fecal		CFU/100 mL	200	283.2	86400	-	84,137.2
5439000	1/29/2020	43.5	43.5	0.3915	17.19	4871	41.2867%	Fecal		CFU/100 mL	200	283.2	86400	-	84,137.2
5439000	10/17/2008	43.4	43.4	0.3915	17.15	4874	41.3121%	Fecal		CFU/100 mL	200	283.2	86400	-	83,945.6
5439000	5/21/2012	43.4	43.4	0.3915	17.15	4874	41.3121%	Fecal		CFU/100 mL	200	283.2	86400	-	83,945.6
5439000	5/27/2021	43.4	43.4	0.3915	17.15	4874	41.3121%	Fecal		CFU/100 mL	200	283.2	86400	-	83,945.6
5439000	10/29/1993	43.3	43.3	0.3915	17.11	4877	41.3375%	Fecal		CFU/100 mL	200	283.2	86400	-	83,754.1
5439000	4/2/2014	43.3	43.3	0.3915	17.11	4877	41.3375%	Fecal		CFU/100 mL	200	283.2	86400	-	83,754.1
5439000	2/23/2016	43.3	43.3	0.3915	17.11	4877	41.3375%	Fecal		CFU/100 mL	200	283.2	86400	-	83,754.1
5439000	5/17/2013	43.2	43.2	0.3915	17.08	4880	41.3629%	Fecal		CFU/100 mL	200	283.2	86400	-	83,562.5
5439000	4/23/2015	43.2	43.2	0.3915	17.08	4880	41.3629%	Fecal		CFU/100 mL	200	283.2	86400	-	83,562.5
5439000	12/19/2018	43.2	43.2	0.3915	17.08	4880	41.3629%	Fecal		CFU/100 mL	200	283.2	86400	-	83,562.5
5439000	6/17/2020	43.2	43.2	0.3915	17.08	4880	41.3629%	Fecal		CFU/100 mL	200	283.2	86400	-	83,562.5
5439000	5/26/2021	43.2	43.2	0.3915	17.08	4880	41.3629%	Fecal		CFU/100 mL	200	283.2	86400	-	83,562.5
5439000	3/31/2005	43.1	43.1	0.3915	17.04	4885	41.4053%	Fecal		CFU/100 mL	200	283.2	86400	-	83,370.9
5439000	5/22/2006	43.1	43.1	0.3915	17.04	4885	41.4053%	Fecal		CFU/100 mL	200	283.2	86400	-	83,370.9
5439000	7/25/2015	43.1	43.1	0.3915	17.04	4885	41.4053%	Fecal		CFU/100 mL	200	283.2	86400	-	83,370.9
5439000	3/19/2018	43.1	43.1	0.3915	17.04	4885	41.4053%	Fecal		CFU/100 mL	200	283.2	86400	-	83,370.9
5439000	6/15/2021	43.1	43.1	0.3915	17.04	4885	41.4053%	Fecal		CFU/100 mL	200	283.2	86400	-	83,370.9
5439000	4/12/1990	43	43	0.3915	17.00	4890	41.4477%	Fecal		CFU/100 mL	200	283.2	86400	-	83,179.3
5439000	4/30/1990	43	43	0.3915	17.00	4890	41.4477%	Fecal		CFU/100 mL	200	283.2	86400	-	83,179.3
5439000	7/8/1990	43	43	0.3915	17.00	4890	41.4477%	Fecal		CFU/100 mL	200	283.2	86400	-	83,179.3
5439000	11/13/1990	43	43	0.3915	17.00	4890	41.4477%	Fecal		CFU/100 mL	200	283.2	86400	-	83,179.3
5439000	1/2/1991	43	43	0.3915	17.00	4890	41.4477%	Fecal		CFU/100 mL	200	283.2	86400	-	83,179.3
5439000	2/24/1991	43	43	0.3915	17.00	4890	41.4477%	Fecal		CFU/100 mL	200	283.2	86400	-	83,179.3
5439000	3/8/1991	43	43	0.3915	17.00	4890	41.4477%	Fecal		CFU/100 mL	200	283.2	86400	-	83,179.3
5439000	5/4/1991	43	43	0.3915	17.00	4890	41.4477%	Fecal		CFU/100 mL	200	283.2	86400	-	83,179.3
5439000	4/4/1992	43	43	0.3915	17.00	4890	41.4477%	Fecal		CFU/100 mL	200	283.2	86400	-	83,179.3
5439000	5/9/1992	43	43	0.3915	17.00	4890	41.4477%	Fecal		CFU/100 mL	200	283.2	86400	-	83,179.3
5439000	5/26/1993	43	43	0.3915	17.00	4890	41.4477%	Fecal		CFU/100 mL	200	283.2	86400	-	83,179.3
5439000	5/27/1993	43	43	0.3915	17.00	4890	41.4477%	Fecal		CFU/100 mL	200	283.2	86400	-	83,179.3
5439000	5/30/1993	43	43	0.3915	17.00	4890	41.4477%	Fecal		CFU/100 mL	200	283.2	86400	-	83,179.3
5439000	7/12/1993	43	43	0.3915	17.00	4890	41.4477%	Fecal		CFU/100 mL	200	283.2	86400	-	83,179.3
5439000	12/14/1994	43	43	0.3915	17.00	4890	41.4477%	Fecal		CFU/100 mL	200	283.2	86400	-	83,179.3
5439000	12/16/1994	43	43	0.3915	17.00	4890	41.4477%	Fecal		CFU/100 mL	200	283.2	86400	-	83,179.3
5439000	2/24/1995	43	43	0.3915	17.00	4890	41.4477%	Fecal		CFU/100 mL	200	283.2	86400	-	83,179.3
5439000	3/26/1995	43	43	0.3915	17.00	4890	41.4477%	Fecal		CFU/100 mL	200	283.2	86400	-	83,179.3
5439000	4/6/1995	43	43	0.3915	17.00	4890	41.4477%	Fecal		CFU/100 mL	200	283.2	86400	-	83,179.3
5439000	6/25/1995	43	43	0.3915	17.00	4890	41.4477%	Fecal		CFU/100 mL	200	283.2	86400	-	83,179.3
5439000	8/17/1995	43	43	0.3915	17.00	4890	41.4477%	Fecal		CFU/100 mL	200	283.2	86400	-	83,179.3
5439000	11/24/1995	43	43	0.3915	17.00	4890	41.4477%	Fecal		CFU/100 mL	200	283.2	86400	-	83,179.3
5439000	11/25/1995	43	43	0.3915	17.00	4890	41.4477%	Fecal		CFU/100 mL	200	283.2	86400	-	83,179.3
5439000	11/27/1995	43	43	0.3915	17.00	4890	41.4477%	Fecal		CFU/100 mL	200	283.2	86400	-	83,179.3
5439000	8/24/1996	43	43	0.3915	17.00	4890	41.4477%	Fecal		CFU/100 mL	200	283.2	86400	-	83,179.3

Gage ID	Date	Discharge (CFS)	Gage Discharge (less Surrogate NPDES) (CFS)	Watershed Area Ratio	Calculated flow (CFS)	Rank	Flow Exceedance %	Parameter	Results	Units (mg or micro_gram	Limit/Standard	100mL/CF	sec/day	Actual Load (million colonies/day)	Allowable Load (million colonies/day)
5439000	1/8/1997	43	43	0.3915	17.00	4890	41.4477%	Fecal		CFU/100 mL	200	283.2	86400	-	83,179.3
5439000	4/24/1997	43	43	0.3915	17.00	4890	41.4477%	Fecal		CFU/100 mL	200	283.2	86400	-	83,179.3
5439000	2/2/1998	43	43	0.3915	17.00	4890	41.4477%	Fecal		CFU/100 mL	200	283.2	86400	-	83,179.3
5439000	6/6/1998	43	43	0.3915	17.00	4890	41.4477%	Fecal		CFU/100 mL	200	283.2	86400	-	83,179.3
5439000	6/29/1998	43	43	0.3915	17.00	4890	41.4477%	Fecal		CFU/100 mL	200	283.2	86400	-	83,179.3
5439000	4/10/1999	43	43	0.3915	17.00	4890	41.4477%	Fecal		CFU/100 mL	200	283.2	86400	-	83,179.3
5439000	3/7/2000	43	43	0.3915	17.00	4890	41.4477%	Fecal		CFU/100 mL	200	283.2	86400	-	83,179.3
5439000	5/20/2000	43	43	0.3915	17.00	4890	41.4477%	Fecal		CFU/100 mL	200	283.2	86400	-	83,179.3
5439000	5/22/2000	43	43	0.3915	17.00	4890	41.4477%	Fecal		CFU/100 mL	200	283.2	86400	-	83,179.3
5439000	8/6/2000	43	43	0.3915	17.00	4890	41.4477%	Fecal		CFU/100 mL	200	283.2	86400	-	83,179.3
5439000	4/30/2001	43	43	0.3915	17.00	4890	41.4477%	Fecal		CFU/100 mL	200	283.2	86400	-	83,179.3
5439000	7/3/2004	43	43	0.3915	17.00	4890	41.4477%	Fecal		CFU/100 mL	200	283.2	86400	-	83,179.3
5439000	3/29/2017	43	43	0.3915	17.00	4890	41.4477%	Fecal		CFU/100 mL	200	283.2	86400	-	83,179.3
5439000	6/4/2003	42.9	42.9	0.3915	16.96	4928	41.7698%	Fecal		CFU/100 mL	200	283.2	86400	-	82,987.8
5439000	6/16/2006	42.9	42.9	0.3915	16.96	4928	41.7698%	Fecal		CFU/100 mL	200	283.2	86400	-	82,987.8
5439000	6/30/2006	42.9	42.9	0.3915	16.96	4928	41.7698%	Fecal		CFU/100 mL	200	283.2	86400	-	82,987.8
5439000	5/20/2012	42.9	42.9	0.3915	16.96	4928	41.7698%	Fecal		CFU/100 mL	200	283.2	86400	-	82,987.8
5439000	11/7/2018	42.9	42.9	0.3915	16.96	4928	41.7698%	Fecal		CFU/100 mL	200	283.2	86400	-	82,987.8
5439000	12/18/2018	42.9	42.9	0.3915	16.96	4928	41.7698%	Fecal		CFU/100 mL	200	283.2	86400	-	82,987.8
5439000	6/1/2021	42.9	42.9	0.3915	16.96	4928	41.7698%	Fecal		CFU/100 mL	200	283.2	86400	-	82,987.8
5439000	4/10/2022	115	115	0.1459	16.95	4935	41.8291%	Fecal		CFU/100 mL	200	283.2	86400	-	82,930.7
5439000	10/27/1993	42.8	42.8	0.3915	16.92	4936	41.8376%	Fecal		CFU/100 mL	200	283.2	86400	-	82,796.2
5439000	6/28/2004	42.8	42.8	0.3915	16.92	4936	41.8376%	Fecal		CFU/100 mL	200	283.2	86400	-	82,796.2
5439000	1/19/2019	42.8	42.8	0.3915	16.92	4936	41.8376%	Fecal		CFU/100 mL	200	283.2	86400	-	82,796.2
5439000	4/21/2006	42.7	42.7	0.3915	16.88	4939	41.8630%	Fecal		CFU/100 mL	200	283.2	86400	-	82,604.6
5439000	3/31/2015	42.7	42.7	0.3915	16.88	4939	41.8630%	Fecal		CFU/100 mL	200	283.2	86400	-	82,604.6
5439000	4/4/2015	42.7	42.7	0.3915	16.88	4939	41.8630%	Fecal		CFU/100 mL	200	283.2	86400	-	82,604.6
5439000	5/31/2006	42.6	42.6	0.3915	16.84	4942	41.8885%	Fecal		CFU/100 mL	200	283.2	86400	-	82,413.0
5439000	12/1/2011	42.6	42.6	0.3915	16.84	4942	41.8885%	Fecal		CFU/100 mL	200	283.2	86400	-	82,413.0
5439000	1/9/2012	42.6	42.6	0.3915	16.84	4942	41.8885%	Fecal		CFU/100 mL	200	283.2	86400	-	82,413.0
5439000	3/13/2005	42.5	42.5	0.3915	16.80	4945	41.9139%	Fecal		CFU/100 mL	200	283.2	86400	-	82,221.5
5439000	2/16/2008	42.5	42.5	0.3915	16.80	4945	41.9139%	Fecal		CFU/100 mL	200	283.2	86400	-	82,221.5
5439000	10/20/2008	42.5	42.5	0.3915	16.80	4945	41.9139%	Fecal		CFU/100 mL	200	283.2	86400	-	82,221.5
5439000	7/5/2010	42.5	42.5	0.3915	16.80	4945	41.9139%	Fecal		CFU/100 mL	200	283.2	86400	-	82,221.5
5439000	4/3/2018	42.5	42.5	0.3915	16.80	4945	41.9139%	Fecal		CFU/100 mL	200	283.2	86400	-	82,221.5
5439000	3/26/2022	114	114	0.1459	16.80	4950	41.9563%	Fecal		CFU/100 mL	200	283.2	86400	-	82,216.6
5439000	4/15/2022	114	114	0.1459	16.80	4950	41.9563%	Fecal		CFU/100 mL	200	283.2	86400	-	82,216.6
5439000	12/8/1993	42.4	42.4	0.3915	16.76	4952	41.9732%	Fecal		CFU/100 mL	200	283.2	86400	-	82,029.9
5439000	8/5/2017	42.4	42.4	0.3915	16.76	4952	41.9732%	Fecal		CFU/100 mL	200	283.2	86400	-	82,029.9
5439000	11/27/2020	42.4	42.4	0.3915	16.76	4952	41.9732%	Fecal		CFU/100 mL	200	283.2	86400	-	82,029.9
5439000	1/13/2009	42.3	42.3	0.3915	16.72	4955	41.9986%	Fecal		CFU/100 mL	200	283.2	86400	-	81,838.3
5439000	11/24/2009	42.3	42.3	0.3915	16.72	4955	41.9986%	Fecal		CFU/100 mL	200	283.2	86400	-	81,838.3
5439000	12/12/2009	42.3	42.3	0.3915	16.72	4955	41.9986%	Fecal		CFU/100 mL	200	283.2	86400	-	81,838.3
5439000	4/1/2012	42.3	42.3	0.3915	16.72	4955	41.9986%	Fecal		CFU/100 mL	200	283.2	86400	-	81,838.3
5439000	2/21/2017	42.3	42.3	0.3915	16.72	4955	41.9986%	Fecal		CFU/100 mL	200	283.2	86400	-	81,838.3
5439000	1/15/2018	42.3	42.3	0.3915	16.72	4955	41.9986%	Fecal		CFU/100 mL	200	283.2	86400	-	81,838.3
5439000	11/26/1993	42.2	42.2	0.3915	16.68	4961	42.0495%	Fecal		CFU/100 mL	200	283.2	86400	-	81,646.7
5439000	5/4/2004	42.2	42.2	0.3915	16.68	4961	42.0495%	Fecal		CFU/100 mL	200	283.2	86400	-	81,646.7
5439000	11/23/2008	42.2	42.2	0.3915	16.68	4961	42.0495%	Fecal		CFU/100 mL	200	283.2	86400	-	81,646.7
5439000	5/21/2013	42.2	42.2	0.3915	16.68	4961	42.0495%	Fecal		CFU/100 mL	200	283.2	86400	-	81,646.7
5439000	7/14/2013	42.2	42.2	0.3915	16.68	4961	42.0495%	Fecal		CFU/100 mL	200	283.2	86400	-	81,646.7
5439000	5/2/2014	42.2	42.2	0.3915	16.68	4961	42.0495%	Fecal		CFU/100 mL	200	283.2	86400	-	81,646.7
5439000	6/2/2021	42.2	42.2	0.3915	16.68	4961	42.0495%	Fecal		CFU/100 mL	200	283.2	86400	-	81,646.7
5439000	4/8/2015	42.1	42.1	0.3915	16.64	4968	42.1088%	Fecal		CFU/100 mL	200	283.2	86400	-	81,455.2
5439000	12/1/2017	42.1	42.1	0.3915	16.64	4968	42.1088%	Fecal		CFU/100 mL	200	283.2	86400	-	81,455.2
5439000	12/4/2017	42.1	42.1	0.3915	16.64	4968	42.1088%	Fecal		CFU/100 mL	200	283.2	86400	-	81,455.2
5439000	4/22/2021	42.1	42.1	0.3915	16.64	4968	42.1088%	Fecal		CFU/100 mL	200	283.2	86400	-	81,455.2
5439000	6/10/1990	42	42	0.3915	16.61	4972	42.1427%	Fecal		CFU/100 mL	200	283.2	86400	-	81,263.6
5439000	8/14/1990	42	42	0.3915	16.61	4972	42.1427%	Fecal		CFU/100 mL	200	283.2	86400	-	81,263.6
5439000	11/21/1991	42	42	0.3915	16.61	4972	42.1427%	Fecal		CFU/100 mL	200	283.2	86400	-	81,263.6
5439000	5/8/1992	42	42	0.3915	16.61	4972	42.1427%	Fecal		CFU/100 mL	200	283.2	86400	-	81,263.6
5439000	12/15/1994	42	42	0.3915	16.61	4972	42.1427%	Fecal		CFU/100 mL	200	283.2	86400	-	81,263.6
5439000	2/8/1995	42	42	0.3915	16.61	4972	42.1427%	Fecal		CFU/100 mL	200	283.2	86400	-	81,263.6
5439000	3/25/1995	42	42	0.3915	16.61	4972	42.1427%	Fecal		CFU/100 mL	200	283.2	86400	-	81,263.6
5439000	4/5/1995	42	42	0.3915	16.61	4972	42.1427%	Fecal		CFU/100 mL	200	283.2	86400	-	81,263.6
5439000	6/30/1995	42	42	0.3915	16.61	4972	42.1427%	Fecal		CFU/100 mL	200	283.2	86400	-	81,263.6
5439000	7/7/1995	42	42	0.3915	16.61	4972	42.1427%	Fecal		CFU/100 mL	200	283.2	86400	-	81,263.6
5439000	1/24/1997	42	42	0.3915	16.61	4972	42.1427%	Fecal		CFU/100 mL	200	283.2	86400	-	81,263.6
5439000	4/11/1997	42	42	0.3915	16.61	4972	42.1427%	Fecal		CFU/100 mL	200	283.2	86400	-	81,263.6
5439000	4/30/1997	42	42	0.3915	16.61	4972	42.1427%	Fecal		CFU/100 mL	200	283.2	86400	-	81,263.6
5439000	1/18/1998	42	42	0.3915	16.61	4972	42.1427%	Fecal		CFU/100 mL	200	283.2	86400	-	81,263.6
5439000	10/26/1998	42	42	0.3915	16.61	4972	42.1427%	Fecal		CFU/100 mL	200	283.2	86400	-	81,263.6
5439000	10/27/1998	42	42	0.3915	16.61	4972	42.1427%	Fecal		CFU/100 mL	200	283.2	86400	-	81,263.6
5439000	4/2/1999	42	42	0.3915	16.61	4972	42.1427%	Fecal		CFU/100 mL	200	283.2	86400	-	81,263.6
5439000	3/8/2000	42	42	0.3915	16.61	4972	42.1427%	Fecal		CFU/100 mL	200	283.2	86400	-	81,263.6
5439000	3/9/2000	42	42	0.3915	16.61	4972	42.1427%	Fecal		CFU/100 mL	200	283.2	86400	-	81,263.6
5439000	6/19/2001	42	42	0.3915	16.61	4972	42.1427%	Fecal		CFU/100 mL	200	283.2	86400	-	81,263.6
5439000	7/8/2009	42	42	0.3915	16.61	4972	42.1427%	Fecal		CFU/100 mL	200	283.2	86400	-	81,263.6
5439000	12/15/2009	42	42	0.3915	16.61	4972	42.1427%	Fecal		CFU/100 mL	200	283.2	86400	-	81,263.6
5439000	7/31/2010	42	42	0.3915	16.61	4972	42.1427%	Fecal		CFU/100 mL	200	283.2	86400	-	81,263.6
5439000	7/25/2011	42	42	0.3915	16.61	4972	42.1427%	Fecal		CFU/100 mL	200	283.2	86400	-	81,263.6
5439000	1/12/2012	42	42	0.3915	16.61	4972	42.1427%	Fecal		CFU/100 mL	200	283.2	86400	-	81,263.6
5439000	1/15/2012	42	42	0.3915	16.61	4972	42.1427%	Fecal		CFU/100 mL	200	283.2	86400	-	81,263.6
5439000	4/20/2012	42	42	0.3915	16.61	4972	42.1427%	Fecal		CFU/100 mL	200	283.2	86400	-	81,263.6
5439000	3/26/2013	42	42	0.3915	16.61	4972	42.1427%	Fecal		CFU/100 mL	200	283.2	86400	-	81,263.6
5439000	4/5/2015	42	42	0.3915	16.61	4972	42.1427%	Fecal		CFU/100 mL	200	283.2	86400	-	81,263.6
5439000	2/10/2016	42	42	0.3915	16.61	4972	42.1427%	Fecal		CFU/100 mL	200	283.2	86400	-	81,263.6
5439000	6/18/2020	42	42	0.3915	16.61	4972	42.1427%	Fecal		CFU/100 mL	200	283.2	86400	-	81,263.6
5439000	7/11/2003	41.9	41.9	0.3915	16.57	5003	42.4055%	Fecal		CFU/100 mL	200	283.2	86400	-	81,072.0
5439000	12/7/2009	41.9	41.9	0.3915	16.57	5003	42.4055%	Fecal		CFU/100 mL	200	283.2	86400	-	81,072.0
5439000	1/15/2010	41.9	41.9	0.3915	16.57	5003	42.4055%	Fecal		CFU/100 mL	200	283.2	86400	-	81,072.0
5439000	2/6/2010	41.9	41.9	0.3915	16.57	5003	42.4055%	Fecal		CFU/100 mL	200	283.2	86400	-	81,072.0
5439000	1/8/2012	41.9	41.9	0.3915	16.57	5003	42.4055%	Fecal		CFU/100 mL	200	283.2	86400	-	81,072.0
5439000	1/30/2020	41.9	41.9	0.3915	16.57	5003	42.4055%	Fecal		CFU/100 mL	200	283.2	86400	-	81,072.0
5439000	1/13/2007	41.8	41.8	0.3915	16.53	5009	42.4563%	Fecal		CFU/100 mL	200	283.2	86400	-	80,880.5
5439000	1/16/2018	41.8	41.8	0.3915	16.53	5009	42.4563%	Fecal		CFU/100 mL	200	283.2	86400	-	80,880.5
5439000	3/28/2018	41.8	41.8	0.3915	16.53	5009	42.4563%	Fecal		CFU/100 mL	200	283.2	86400	-	80,880.5
5439000	11/6/2018	41.8	41.8	0.3915	16.53	5009	42.4563%	Fecal		CFU/100 mL	200	283.2	86400	-	80,880.5
5439000	2/14/2017	41.7	41.7	0.3915	16.49	5013	42.4903%	Fecal		CFU/100 mL	200	283.2	86400	-	80,688.9
5439000	4/15/2018	41.7	41.7	0.3915	16.49	5013	42.4903%	Fecal		CFU/100 mL	200	283.2	86400	-	80,688.9
5439000	12/19/2019	41.7	41.7	0.3915	16.49	5013	42.4903%	Fecal		CFU/100 mL	200	283.2	86400	-	80,688.9
5439000	9/15/2007	41.6	41.6	0.3915	16.45	5016	42.5157%	Fecal		CFU/100 mL	200	283.2	86400	-	80,497.3
5439000	11/22/2008	41.6	41.6	0.3915	16.45	5016	42.5157%	Fecal		CFU/100 mL	200	283.2	86400	-	80,497.3
5439000	5/1/2010	41.6	41.6	0.3915	16.45	5016	42.5157%	Fecal		CFU/100 mL	200	283.2	86400	-	80,497.3
5439000	4/6/2011	41.6	41.6	0.3915	16.45	5016	42.5157%	Fecal		CFU/100 mL	200	283.2	86400	-	80,497.3
5439000	1/30/2016	41.6	41.6	0.3915	16.45	5016	42.5157%	Fecal		CFU/100 mL	200	283.2	86400	-	80,497.3
5439000	7/26/2019	41.6	41.6	0.3915	16.45	5016	42.5157%	Fecal		CFU/100 mL	200	283.2	86400	-	80,497.3
5439000	5/21/2021	41.6	41.6	0.3915	16.45	5016	42.5157%	Fecal		CFU/100 mL	200	283.2	86400	-	80,497.3
5439000	6/22/2008	41.5	41.5	0.3915	16.41	5023	42.5750%	Fecal		CFU/100 mL	200	283.2	86400	-	80,305.7
5439000	4/30/2010	41.5	41.5	0.3915	16.41	5023	42.5750%	Fecal		CFU/100 mL	200	283.2	86400	-	80,305.7
5439000	1/30/2012	41.5	41.5	0.3915	16.41	5023	42.5750%	Fecal		CFU/100 mL	200	283.2	86400	-	80,305.7
5439000	3/26/2012	41.5	41.5	0.3915	16.41	5023	42.5750%	Fecal		CFU/100 mL	200	283.2	86400	-	80,305.7
5439000	3/21/2017	41.5	41.5	0.3915	16.41	5023	42.5750%	Fecal		CFU/100 mL	200	283.2	86400	-	80,305.7
5439000	3/29/2018	41.5	41.5	0.3915	16.41	5023	42.5750%	Fecal		CFU/100 mL	200	283.2	86400	-	80,305.7
5439000	1/31/2020	41.5	41.5	0.3915	16.41	5023	42.5750%	Fecal		CFU/100 mL	200	283.2	86400	-	80,305.7
5439000	12/15/1993	41.4	41.4	0.3915	16.37	5030	42.6343%	Fecal		CFU/100 mL	200	283.2	86400	-	80,114.2
5439000	4/5/2002	41.4	41.4	0.3915	16.37	5030	42.6343%	Fecal		CFU/100 mL	200	283.2	86400	-	80,114.2
5439000	4/20/2004	41.4	41.4	0.3915	16.37	5030	42.6343%	Fecal		CFU/100 mL	200	283.2	86400	-	80,114.2
5439000	7/7/2010	41.4	41.4	0.3915	16.37	5030	42.6343%	Fecal		CFU/100 mL	200	283.2	86400	-	80,114.2
5439000	5/22/2012	41.4	41.4	0.3915	16.37	5030	42.6343%	Fecal		CFU/100 mL	200	283.2	86400	-	80,114.2
5439000	5/23/2014	41.4	41.4	0.3915	16.37	5030	42.6343%	Fecal		CFU/100 mL	200	283.2	86400	-	80,114.2
5439000	2/22/2019	41.4	41.4	0.3915	16.37	5030	42.6343%	Fecal		CFU/100 mL	200	283.2	86400	-	80,114.2
5439000	2/16/2002	41.3	41.3	0.3915	16.33	5037	42.6937%	Fecal		CFU/100 mL	200	283.2	86400	-	79,922.6
5439000	3/26/2005	41.3	41.3	0.3915	16.33	5037	42.6937%	Fecal		CFU/100 mL	200	283.2	86400	-	79,922.6
5439000	3/2/2010	41.3	41.3	0.3915	16.33	5037	42.6937%	Fecal		CFU/100 mL	200	283.2	86400	-	79,922.6
5439000	7/2/2011	41.3	41.3	0.3915	16.33	5037	42.6937%	Fecal		CFU/100 mL	200	283.2	86400	-	79,922.6

Gage ID	Date	Discharge (CFS)	Gage Discharge (less Surrogate NPDES) (CFS)	Watershed Area Ratio	Calculated flow (CFS)	Rank	Flow Exceedance %	Parameter	Results	Units (mg or micro_gram	Limit/Standard	100mL/CF	sec/day	Actual Load (million colonies/day)	Allowable Load (million colonies/day)
5439000	3/30/2015	41.3	41.3	0.3915	16.33	5037	42.6937%	Fecal		CFU/100 mL	200	283.2	86400	-	79,922.6
5439000	9/2/2016	41.3	41.3	0.3915	16.33	5037	42.6937%	Fecal		CFU/100 mL	200	283.2	86400	-	79,922.6
5439000	2/14/2008	41.2	41.2	0.3915	16.29	5043	42.7445%	Fecal		CFU/100 mL	200	283.2	86400	-	79,731.0
5439000	12/8/2009	41.2	41.2	0.3915	16.29	5043	42.7445%	Fecal		CFU/100 mL	200	283.2	86400	-	79,731.0
5439000	5/23/2013	41.2	41.2	0.3915	16.29	5043	42.7445%	Fecal		CFU/100 mL	200	283.2	86400	-	79,731.0
5439000	3/19/2017	41.2	41.2	0.3915	16.29	5043	42.7445%	Fecal		CFU/100 mL	200	283.2	86400	-	79,731.0
5439000	7/21/2021	41.2	41.2	0.3915	16.29	5043	42.7445%	Fecal		CFU/100 mL	200	283.2	86400	-	79,731.0
5439000	6/27/2002	41.1	41.1	0.3915	16.25	5048	42.7869%	Fecal		CFU/100 mL	200	283.2	86400	-	79,539.4
5439000	7/24/2008	41.1	41.1	0.3915	16.25	5048	42.7869%	Fecal		CFU/100 mL	200	283.2	86400	-	79,539.4
5439000	11/19/2009	41.1	41.1	0.3915	16.25	5048	42.7869%	Fecal		CFU/100 mL	200	283.2	86400	-	79,539.4
5439000	4/3/2022	110	110	0.1459	16.22	5051	42.8123%	Fecal		CFU/100 mL	200	283.2	86400	-	79,360.0
5439000	1/19/1990	41	41	0.3915	16.21	5052	42.8208%	Fecal		CFU/100 mL	200	283.2	86400	-	79,347.9
5439000	7/25/1990	41	41	0.3915	16.21	5052	42.8208%	Fecal		CFU/100 mL	200	283.2	86400	-	79,347.9
5439000	7/29/1990	41	41	0.3915	16.21	5052	42.8208%	Fecal		CFU/100 mL	200	283.2	86400	-	79,347.9
5439000	8/11/1990	41	41	0.3915	16.21	5052	42.8208%	Fecal		CFU/100 mL	200	283.2	86400	-	79,347.9
5439000	11/14/1990	41	41	0.3915	16.21	5052	42.8208%	Fecal		CFU/100 mL	200	283.2	86400	-	79,347.9
5439000	11/15/1990	41	41	0.3915	16.21	5052	42.8208%	Fecal		CFU/100 mL	200	283.2	86400	-	79,347.9
5439000	3/1/1991	41	41	0.3915	16.21	5052	42.8208%	Fecal		CFU/100 mL	200	283.2	86400	-	79,347.9
5439000	12/25/1991	41	41	0.3915	16.21	5052	42.8208%	Fecal		CFU/100 mL	200	283.2	86400	-	79,347.9
5439000	1/31/1992	41	41	0.3915	16.21	5052	42.8208%	Fecal		CFU/100 mL	200	283.2	86400	-	79,347.9
5439000	2/1/1992	41	41	0.3915	16.21	5052	42.8208%	Fecal		CFU/100 mL	200	283.2	86400	-	79,347.9
5439000	5/6/1992	41	41	0.3915	16.21	5052	42.8208%	Fecal		CFU/100 mL	200	283.2	86400	-	79,347.9
5439000	7/13/1993	41	41	0.3915	16.21	5052	42.8208%	Fecal		CFU/100 mL	200	283.2	86400	-	79,347.9
5439000	8/27/1993	41	41	0.3915	16.21	5052	42.8208%	Fecal		CFU/100 mL	200	283.2	86400	-	79,347.9
5439000	9/24/1993	41	41	0.3915	16.21	5052	42.8208%	Fecal		CFU/100 mL	200	283.2	86400	-	79,347.9
5439000	11/26/1995	41	41	0.3915	16.21	5052	42.8208%	Fecal		CFU/100 mL	200	283.2	86400	-	79,347.9
5439000	7/7/1996	41	41	0.3915	16.21	5052	42.8208%	Fecal		CFU/100 mL	200	283.2	86400	-	79,347.9
5439000	6/3/1997	41	41	0.3915	16.21	5052	42.8208%	Fecal		CFU/100 mL	200	283.2	86400	-	79,347.9
5439000	6/30/1998	41	41	0.3915	16.21	5052	42.8208%	Fecal		CFU/100 mL	200	283.2	86400	-	79,347.9
5439000	11/20/1998	41	41	0.3915	16.21	5052	42.8208%	Fecal		CFU/100 mL	200	283.2	86400	-	79,347.9
5439000	4/3/1999	41	41	0.3915	16.21	5052	42.8208%	Fecal		CFU/100 mL	200	283.2	86400	-	79,347.9
5439000	5/2/2001	41	41	0.3915	16.21	5052	42.8208%	Fecal		CFU/100 mL	200	283.2	86400	-	79,347.9
5439000	5/4/2001	41	41	0.3915	16.21	5052	42.8208%	Fecal		CFU/100 mL	200	283.2	86400	-	79,347.9
5439000	8/23/2002	41	41	0.3915	16.21	5052	42.8208%	Fecal		CFU/100 mL	200	283.2	86400	-	79,347.9
5439000	7/4/2007	41	41	0.3915	16.21	5052	42.8208%	Fecal		CFU/100 mL	200	283.2	86400	-	79,347.9
5439000	11/20/2011	41	41	0.3915	16.21	5052	42.8208%	Fecal		CFU/100 mL	200	283.2	86400	-	79,347.9
5439000	1/13/2012	41	41	0.3915	16.21	5052	42.8208%	Fecal		CFU/100 mL	200	283.2	86400	-	79,347.9
5439000	2/26/2017	41	41	0.3915	16.21	5052	42.8208%	Fecal		CFU/100 mL	200	283.2	86400	-	79,347.9
5439000	3/20/2018	41	41	0.3915	16.21	5052	42.8208%	Fecal		CFU/100 mL	200	283.2	86400	-	79,347.9
5439000	4/6/2002	40.9	40.9	0.3915	16.18	5080	43.0581%	Fecal		CFU/100 mL	200	283.2	86400	-	79,156.3
5439000	7/15/2018	40.9	40.9	0.3915	16.18	5080	43.0581%	Fecal		CFU/100 mL	200	283.2	86400	-	79,156.3
5439000	10/31/2013	40.8	40.8	0.3915	16.14	5082	43.0751%	Fecal		CFU/100 mL	200	283.2	86400	-	78,964.7
5439000	11/1/2016	40.8	40.8	0.3915	16.14	5082	43.0751%	Fecal		CFU/100 mL	200	283.2	86400	-	78,964.7
5439000	11/3/2017	40.8	40.8	0.3915	16.14	5082	43.0751%	Fecal		CFU/100 mL	200	283.2	86400	-	78,964.7
5439000	12/18/2019	40.8	40.8	0.3915	16.14	5082	43.0751%	Fecal		CFU/100 mL	200	283.2	86400	-	78,964.7
5439000	3/15/2006	40.7	40.7	0.3915	16.10	5086	43.1090%	Fecal		CFU/100 mL	200	283.2	86400	-	78,773.1
5439000	6/9/2007	40.7	40.7	0.3915	16.10	5086	43.1090%	Fecal		CFU/100 mL	200	283.2	86400	-	78,773.1
5439000	2/23/2012	40.7	40.7	0.3915	16.10	5086	43.1090%	Fecal		CFU/100 mL	200	283.2	86400	-	78,773.1
5439000	4/13/2022	109	109	0.1459	16.07	5089	43.1344%	Fecal		CFU/100 mL	200	283.2	86400	-	78,645.8
5439000	4/11/2004	40.6	40.6	0.3915	16.06	5090	43.1429%	Fecal		CFU/100 mL	200	283.2	86400	-	78,581.6
5439000	6/1/2010	40.6	40.6	0.3915	16.06	5090	43.1429%	Fecal		CFU/100 mL	200	283.2	86400	-	78,581.6
5439000	12/9/2016	40.6	40.6	0.3915	16.06	5090	43.1429%	Fecal		CFU/100 mL	200	283.2	86400	-	78,581.6
5439000	12/2/2017	40.6	40.6	0.3915	16.06	5090	43.1429%	Fecal		CFU/100 mL	200	283.2	86400	-	78,581.6
5439000	1/27/2018	40.6	40.6	0.3915	16.06	5090	43.1429%	Fecal		CFU/100 mL	200	283.2	86400	-	78,581.6
5439000	3/31/2018	40.6	40.6	0.3915	16.06	5090	43.1429%	Fecal		CFU/100 mL	200	283.2	86400	-	78,581.6
5439000	6/5/2018	40.6	40.6	0.3915	16.06	5090	43.1429%	Fecal		CFU/100 mL	200	283.2	86400	-	78,581.6
5439000	6/19/2020	40.6	40.6	0.3915	16.06	5090	43.1429%	Fecal		CFU/100 mL	200	283.2	86400	-	78,581.6
5439000	7/1/2020	40.6	40.6	0.3915	16.06	5090	43.1429%	Fecal		CFU/100 mL	200	283.2	86400	-	78,581.6
5439000	12/17/1993	40.5	40.5	0.3915	16.02	5099	43.2192%	Fecal		CFU/100 mL	200	283.2	86400	-	78,390.0
5439000	4/4/2002	40.5	40.5	0.3915	16.02	5099	43.2192%	Fecal		CFU/100 mL	200	283.2	86400	-	78,390.0
5439000	5/25/2008	40.5	40.5	0.3915	16.02	5099	43.2192%	Fecal		CFU/100 mL	200	283.2	86400	-	78,390.0
5439000	6/9/2013	40.5	40.5	0.3915	16.02	5099	43.2192%	Fecal		CFU/100 mL	200	283.2	86400	-	78,390.0
5439000	7/1/2016	40.5	40.5	0.3915	16.02	5099	43.2192%	Fecal		CFU/100 mL	200	283.2	86400	-	78,390.0
5439000	8/31/2009	40.4	40.4	0.3915	15.98	5104	43.2616%	Fecal		CFU/100 mL	200	283.2	86400	-	78,198.4
5439000	4/29/2010	40.4	40.4	0.3915	15.98	5104	43.2616%	Fecal		CFU/100 mL	200	283.2	86400	-	78,198.4
5439000	4/23/2021	40.4	40.4	0.3915	15.98	5104	43.2616%	Fecal		CFU/100 mL	200	283.2	86400	-	78,198.4
5439000	5/8/2006	40.3	40.3	0.3915	15.94	5107	43.2870%	Fecal		CFU/100 mL	200	283.2	86400	-	78,006.9
5439000	5/23/2006	40.3	40.3	0.3915	15.94	5107	43.2870%	Fecal		CFU/100 mL	200	283.2	86400	-	78,006.9
5439000	2/12/2008	40.3	40.3	0.3915	15.94	5107	43.2870%	Fecal		CFU/100 mL	200	283.2	86400	-	78,006.9
5439000	11/11/2008	40.3	40.3	0.3915	15.94	5107	43.2870%	Fecal		CFU/100 mL	200	283.2	86400	-	78,006.9
5439000	12/31/2016	40.3	40.3	0.3915	15.94	5107	43.2870%	Fecal		CFU/100 mL	200	283.2	86400	-	78,006.9
5439000	12/3/2017	40.3	40.3	0.3915	15.94	5107	43.2870%	Fecal		CFU/100 mL	200	283.2	86400	-	78,006.9
5439000	12/16/1993	40.2	40.2	0.3915	15.90	5113	43.3379%	Fecal		CFU/100 mL	200	283.2	86400	-	77,815.3
5439000	4/3/1994	40.2	40.2	0.3915	15.90	5113	43.3379%	Fecal		CFU/100 mL	200	283.2	86400	-	77,815.3
5439000	5/19/2005	40.2	40.2	0.3915	15.90	5113	43.3379%	Fecal		CFU/100 mL	200	283.2	86400	-	77,815.3
5439000	1/29/2016	40.2	40.2	0.3915	15.90	5113	43.3379%	Fecal		CFU/100 mL	200	283.2	86400	-	77,815.3
5439000	1/17/2018	40.2	40.2	0.3915	15.90	5113	43.3379%	Fecal		CFU/100 mL	200	283.2	86400	-	77,815.3
5439000	7/12/2019	40.2	40.2	0.3915	15.90	5113	43.3379%	Fecal		CFU/100 mL	200	283.2	86400	-	77,815.3
5439000	4/28/2010	40.1	40.1	0.3915	15.86	5119	43.3887%	Fecal		CFU/100 mL	200	283.2	86400	-	77,623.7
5439000	5/24/2012	40.1	40.1	0.3915	15.86	5119	43.3887%	Fecal		CFU/100 mL	200	283.2	86400	-	77,623.7
5439000	6/10/2013	40.1	40.1	0.3915	15.86	5119	43.3887%	Fecal		CFU/100 mL	200	283.2	86400	-	77,623.7
5439000	4/22/2014	40.1	40.1	0.3915	15.86	5119	43.3887%	Fecal		CFU/100 mL	200	283.2	86400	-	77,623.7
5439000	11/7/2016	40.1	40.1	0.3915	15.86	5119	43.3887%	Fecal		CFU/100 mL	200	283.2	86400	-	77,623.7
5439000	6/12/1990	40	40	0.3915	15.82	5124	43.4311%	Fecal		CFU/100 mL	200	283.2	86400	-	77,432.1
5439000	7/9/1990	40	40	0.3915	15.82	5124	43.4311%	Fecal		CFU/100 mL	200	283.2	86400	-	77,432.1
5439000	5/12/1992	40	40	0.3915	15.82	5124	43.4311%	Fecal		CFU/100 mL	200	283.2	86400	-	77,432.1
5439000	5/31/1993	40	40	0.3915	15.82	5124	43.4311%	Fecal		CFU/100 mL	200	283.2	86400	-	77,432.1
5439000	1/2/1994	40	40	0.3915	15.82	5124	43.4311%	Fecal		CFU/100 mL	200	283.2	86400	-	77,432.1
5439000	1/3/1995	40	40	0.3915	15.82	5124	43.4311%	Fecal		CFU/100 mL	200	283.2	86400	-	77,432.1
5439000	2/9/1995	40	40	0.3915	15.82	5124	43.4311%	Fecal		CFU/100 mL	200	283.2	86400	-	77,432.1
5439000	2/26/1995	40	40	0.3915	15.82	5124	43.4311%	Fecal		CFU/100 mL	200	283.2	86400	-	77,432.1
5439000	3/1/1995	40	40	0.3915	15.82	5124	43.4311%	Fecal		CFU/100 mL	200	283.2	86400	-	77,432.1
5439000	4/15/1996	40	40	0.3915	15.82	5124	43.4311%	Fecal		CFU/100 mL	200	283.2	86400	-	77,432.1
5439000	4/25/1997	40	40	0.3915	15.82	5124	43.4311%	Fecal		CFU/100 mL	200	283.2	86400	-	77,432.1
5439000	6/16/1997	40	40	0.3915	15.82	5124	43.4311%	Fecal		CFU/100 mL	200	283.2	86400	-	77,432.1
5439000	6/7/1998	40	40	0.3915	15.82	5124	43.4311%	Fecal		CFU/100 mL	200	283.2	86400	-	77,432.1
5439000	12/19/1998	40	40	0.3915	15.82	5124	43.4311%	Fecal		CFU/100 mL	200	283.2	86400	-	77,432.1
5439000	4/6/1999	40	40	0.3915	15.82	5124	43.4311%	Fecal		CFU/100 mL	200	283.2	86400	-	77,432.1
5439000	7/2/1999	40	40	0.3915	15.82	5124	43.4311%	Fecal		CFU/100 mL	200	283.2	86400	-	77,432.1
5439000	5/3/2000	40	40	0.3915	15.82	5124	43.4311%	Fecal		CFU/100 mL	200	283.2	86400	-	77,432.1
5439000	5/28/2001	40	40	0.3915	15.82	5124	43.4311%	Fecal		CFU/100 mL	200	283.2	86400	-	77,432.1
5439000	6/23/2007	40	40	0.3915	15.82	5124	43.4311%	Fecal		CFU/100 mL	200	283.2	86400	-	77,432.1
5439000	12/31/2007	40	40	0.3915	15.82	5124	43.4311%	Fecal		CFU/100 mL	200	283.2	86400	-	77,432.1
5439000	1/3/2008	40	40	0.3915	15.82	5124	43.4311%	Fecal		CFU/100 mL	200	283.2	86400	-	77,432.1
5439000	1/22/2008	40	40	0.3915	15.82	5124	43.4311%	Fecal		CFU/100 mL	200	283.2	86400	-	77,432.1
5439000	1/14/2012	40	40	0.3915	15.82	5124	43.4311%	Fecal		CFU/100 mL	200	283.2	86400	-	77,432.1
5439000	2/15/2017	40	40	0.3915	15.82	5124	43.4311%	Fecal		CFU/100 mL	200	283.2	86400	-	77,432.1
5439000	6/29/2017	40	40	0.3915	15.82	5124	43.4311%	Fecal		CFU/100 mL	200	283.2	86400	-	77,432.1
5439000	4/24/2021	40	40	0.3915	15.82	5124	43.4311%	Fecal		CFU/100 mL	200	283.2	86400	-	77,432.1
5439000	6/3/2021	40	40	0.3915	15.82	5124	43.4311%	Fecal		CFU/100 mL	200	283.2	86400	-	77,432.1
5439000	4/12/1994	39.9	39.9	0.3915	15.78	5151	43.6599%	Fecal		CFU/100 mL	200	283.2	86400	-	77,240.6
5439000	6/17/2006	39.9	39.9	0.3915	15.78	5151	43.6599%	Fecal		CFU/100 mL	200	283.2	86400	-	77,240.6
5439000	5/23/2012	39.9	39.9	0.3915	15.78	5151	43.6599%	Fecal		CFU/100 mL	200	283.2	86400	-	77,240.6
5439000	9/21/2016	39.9	39.9	0.3915	15.78	5151	43.6599%	Fecal		CFU/100 mL	200	283.2	86400	-	77,240.6
5439000	4/16/2018	39.9	39.9	0.3915	15.78	5151	43.6599%	Fecal		CFU/100 mL	200	283.2	86400	-	77,240.6
5439000	4/12/2005	39.8	39.8	0.3915	15.74	5156	43.7023%	Fecal		CFU/100 mL	200	283.2	86400	-	77,049.0
5439000	5/2/2010	39.8	39.8	0.3915	15.74	5156	43.7023%	Fecal		CFU/100 mL	200	283.2	86400	-	77,049.0
5439000	7/11/2018	39.8	39.8	0.3915	15.74	5156	43.7023%	Fecal		CFU/100 mL	200	283.2	86400	-	77,049.0
5439000	11/26/2001	39.7	39.7	0.3915	15.71	5159	43.7278%	Fecal		CFU/100 mL	200	283.2	86400	-	76,857.4
5439000	10/18/2008	39.7	39.7	0.3915	15.71	5159	43.7278%	Fecal		CFU/100 mL	200	283.2	86400	-	76,857.4
5439000	5/20/2013	39.7	39.7	0.3915	15.71	5159	43.7278%	Fecal		CFU/100 mL	200	283.2	86400	-	76,857.4
5439000	8/22/2014	39.7	39.7	0.3915	15.71	5159	43.7278%	Fecal		CFU/100 mL	200	283.2	86400	-	76,857.4
5439000	2/27/2017	39.7	39.7	0.3915	15.71	5159	43.7278%	Fecal		CFU/100 mL	200	283.2	86400	-	76,857.4
5439000	4/3/2006	39.6	39.6	0.3915	15.67	5164	43.7701%	Fecal		CFU/100 mL	200	283.2	86400	-	76,665.8
5439000	7/30/2007	39.6	39.6	0.3915	15.67	5164	43.7701%	Fecal		CFU/100 mL	200	283.2	86400	-	76,665.8
5439000	5/24/2008	39.6	39.6	0.3915	15.67	5164	43.7701%	Fecal		CFU/100 mL	200	283.2	86400	-	76,665.8

Gage ID	Date	Discharge (CFS)	Gage Discharge (less Surrogate NPDES) (CFS)	Watershed Area Ratio	Calculated flow (CFS)	Rank	Flow Exceedance %	Parameter	Results	Units (mg or micro_gram	Limit/Standard	100mL/CF	sec/day	Actual Load (million colonies/day)	Allowable Load (million colonies/day)
5439000	12/22/2018	39.6	39.6	0.3915	15.67	5164	43.7701%	Fecal		CFU/100 mL	200	283.2	86400	-	76,665.8
5439000	6/21/2020	39.6	39.6	0.3915	15.67	5164	43.7701%	Fecal		CFU/100 mL	200	283.2	86400	-	76,665.8
5439000	3/31/2022	106	106	0.1459	15.63	5169	43.8125%	Fecal		CFU/100 mL	200	283.2	86400	-	76,503.3
5439000	4/2/2022	106	106	0.1459	15.63	5169	43.8125%	Fecal		CFU/100 mL	200	283.2	86400	-	76,503.3
5439000	5/3/2004	39.5	39.5	0.3915	15.63	5171	43.8295%	Fecal		CFU/100 mL	200	283.2	86400	-	76,474.3
5439000	6/29/2004	39.5	39.5	0.3915	15.63	5171	43.8295%	Fecal		CFU/100 mL	200	283.2	86400	-	76,474.3
5439000	4/29/2012	39.5	39.5	0.3915	15.63	5171	43.8295%	Fecal		CFU/100 mL	200	283.2	86400	-	76,474.3
5439000	7/10/2016	39.5	39.5	0.3915	15.63	5171	43.8295%	Fecal		CFU/100 mL	200	283.2	86400	-	76,474.3
5439000	6/22/2020	39.5	39.5	0.3915	15.63	5171	43.8295%	Fecal		CFU/100 mL	200	283.2	86400	-	76,474.3
5439000	3/20/2004	39.3	39.3	0.3915	15.55	5176	43.8718%	Fecal		CFU/100 mL	200	283.2	86400	-	76,091.1
5439000	6/25/2017	39.3	39.3	0.3915	15.55	5176	43.8718%	Fecal		CFU/100 mL	200	283.2	86400	-	76,091.1
5439000	10/14/2018	39.3	39.3	0.3915	15.55	5176	43.8718%	Fecal		CFU/100 mL	200	283.2	86400	-	76,091.1
5439000	2/11/2008	39.2	39.2	0.3915	15.51	5179	43.8973%	Fecal		CFU/100 mL	200	283.2	86400	-	75,899.5
5439000	7/6/2010	39.2	39.2	0.3915	15.51	5179	43.8973%	Fecal		CFU/100 mL	200	283.2	86400	-	75,899.5
5439000	4/11/2014	39.2	39.2	0.3915	15.51	5179	43.8973%	Fecal		CFU/100 mL	200	283.2	86400	-	75,899.5
5439000	7/22/2014	39.2	39.2	0.3915	15.51	5179	43.8973%	Fecal		CFU/100 mL	200	283.2	86400	-	75,899.5
5439000	7/16/2019	39.2	39.2	0.3915	15.51	5179	43.8973%	Fecal		CFU/100 mL	200	283.2	86400	-	75,899.5
5439000	6/16/1994	39.1	39.1	0.3915	15.47	5184	43.9397%	Fecal		CFU/100 mL	200	283.2	86400	-	75,708.0
5439000	6/18/2006	39.1	39.1	0.3915	15.47	5184	43.9397%	Fecal		CFU/100 mL	200	283.2	86400	-	75,708.0
5439000	10/23/2008	39.1	39.1	0.3915	15.47	5184	43.9397%	Fecal		CFU/100 mL	200	283.2	86400	-	75,708.0
5439000	5/18/2013	39.1	39.1	0.3915	15.47	5184	43.9397%	Fecal		CFU/100 mL	200	283.2	86400	-	75,708.0
5439000	1/27/2016	39.1	39.1	0.3915	15.47	5184	43.9397%	Fecal		CFU/100 mL	200	283.2	86400	-	75,708.0
5439000	10/13/2017	39.1	39.1	0.3915	15.47	5184	43.9397%	Fecal		CFU/100 mL	200	283.2	86400	-	75,708.0
5439000	5/1/1990	39	39	0.3915	15.43	5190	43.9905%	Fecal		CFU/100 mL	200	283.2	86400	-	75,516.4
5439000	6/11/1990	39	39	0.3915	15.43	5190	43.9905%	Fecal		CFU/100 mL	200	283.2	86400	-	75,516.4
5439000	6/13/1990	39	39	0.3915	15.43	5190	43.9905%	Fecal		CFU/100 mL	200	283.2	86400	-	75,516.4
5439000	8/27/1990	39	39	0.3915	15.43	5190	43.9905%	Fecal		CFU/100 mL	200	283.2	86400	-	75,516.4
5439000	11/16/1990	39	39	0.3915	15.43	5190	43.9905%	Fecal		CFU/100 mL	200	283.2	86400	-	75,516.4
5439000	3/9/1991	39	39	0.3915	15.43	5190	43.9905%	Fecal		CFU/100 mL	200	283.2	86400	-	75,516.4
5439000	6/18/1991	39	39	0.3915	15.43	5190	43.9905%	Fecal		CFU/100 mL	200	283.2	86400	-	75,516.4
5439000	12/26/1991	39	39	0.3915	15.43	5190	43.9905%	Fecal		CFU/100 mL	200	283.2	86400	-	75,516.4
5439000	1/8/1992	39	39	0.3915	15.43	5190	43.9905%	Fecal		CFU/100 mL	200	283.2	86400	-	75,516.4
5439000	2/9/1992	39	39	0.3915	15.43	5190	43.9905%	Fecal		CFU/100 mL	200	283.2	86400	-	75,516.4
5439000	4/5/1992	39	39	0.3915	15.43	5190	43.9905%	Fecal		CFU/100 mL	200	283.2	86400	-	75,516.4
5439000	4/10/1992	39	39	0.3915	15.43	5190	43.9905%	Fecal		CFU/100 mL	200	283.2	86400	-	75,516.4
5439000	5/7/1992	39	39	0.3915	15.43	5190	43.9905%	Fecal		CFU/100 mL	200	283.2	86400	-	75,516.4
5439000	7/31/1992	39	39	0.3915	15.43	5190	43.9905%	Fecal		CFU/100 mL	200	283.2	86400	-	75,516.4
5439000	2/19/1993	39	39	0.3915	15.43	5190	43.9905%	Fecal		CFU/100 mL	200	283.2	86400	-	75,516.4
5439000	8/4/1993	39	39	0.3915	15.43	5190	43.9905%	Fecal		CFU/100 mL	200	283.2	86400	-	75,516.4
5439000	11/4/1995	39	39	0.3915	15.43	5190	43.9905%	Fecal		CFU/100 mL	200	283.2	86400	-	75,516.4
5439000	2/13/1996	39	39	0.3915	15.43	5190	43.9905%	Fecal		CFU/100 mL	200	283.2	86400	-	75,516.4
5439000	8/25/1996	39	39	0.3915	15.43	5190	43.9905%	Fecal		CFU/100 mL	200	283.2	86400	-	75,516.4
5439000	4/10/1997	39	39	0.3915	15.43	5190	43.9905%	Fecal		CFU/100 mL	200	283.2	86400	-	75,516.4
5439000	1/3/1998	39	39	0.3915	15.43	5190	43.9905%	Fecal		CFU/100 mL	200	283.2	86400	-	75,516.4
5439000	7/13/1998	39	39	0.3915	15.43	5190	43.9905%	Fecal		CFU/100 mL	200	283.2	86400	-	75,516.4
5439000	4/8/1999	39	39	0.3915	15.43	5190	43.9905%	Fecal		CFU/100 mL	200	283.2	86400	-	75,516.4
5439000	5/21/2000	39	39	0.3915	15.43	5190	43.9905%	Fecal		CFU/100 mL	200	283.2	86400	-	75,516.4
5439000	7/18/2000	39	39	0.3915	15.43	5190	43.9905%	Fecal		CFU/100 mL	200	283.2	86400	-	75,516.4
5439000	11/14/2000	39	39	0.3915	15.43	5190	43.9905%	Fecal		CFU/100 mL	200	283.2	86400	-	75,516.4
5439000	2/6/2001	39	39	0.3915	15.43	5190	43.9905%	Fecal		CFU/100 mL	200	283.2	86400	-	75,516.4
5439000	5/31/2001	39	39	0.3915	15.43	5190	43.9905%	Fecal		CFU/100 mL	200	283.2	86400	-	75,516.4
5439000	6/23/2001	39	39	0.3915	15.43	5190	43.9905%	Fecal		CFU/100 mL	200	283.2	86400	-	75,516.4
5439000	7/6/2009	39	39	0.3915	15.43	5190	43.9905%	Fecal		CFU/100 mL	200	283.2	86400	-	75,516.4
5439000	2/17/2012	39	39	0.3915	15.43	5190	43.9905%	Fecal		CFU/100 mL	200	283.2	86400	-	75,516.4
5439000	2/13/2017	39	39	0.3915	15.43	5190	43.9905%	Fecal		CFU/100 mL	200	283.2	86400	-	75,516.4
5439000	6/20/2020	39	39	0.3915	15.43	5190	43.9905%	Fecal		CFU/100 mL	200	283.2	86400	-	75,516.4
5439000	4/7/2011	38.9	38.9	0.3915	15.39	5223	44.2702%	Fecal		CFU/100 mL	200	283.2	86400	-	75,324.8
5439000	3/29/2012	38.9	38.9	0.3915	15.39	5223	44.2702%	Fecal		CFU/100 mL	200	283.2	86400	-	75,324.8
5439000	3/31/2012	38.9	38.9	0.3915	15.39	5223	44.2702%	Fecal		CFU/100 mL	200	283.2	86400	-	75,324.8
5439000	3/24/2017	38.9	38.9	0.3915	15.39	5223	44.2702%	Fecal		CFU/100 mL	200	283.2	86400	-	75,324.8
5439000	6/23/2020	38.9	38.9	0.3915	15.39	5223	44.2702%	Fecal		CFU/100 mL	200	283.2	86400	-	75,324.8
5439000	11/13/1993	38.8	38.8	0.3915	15.35	5228	44.3126%	Fecal		CFU/100 mL	200	283.2	86400	-	75,133.3
5439000	3/25/2005	38.8	38.8	0.3915	15.35	5228	44.3126%	Fecal		CFU/100 mL	200	283.2	86400	-	75,133.3
5439000	4/22/2006	38.8	38.8	0.3915	15.35	5228	44.3126%	Fecal		CFU/100 mL	200	283.2	86400	-	75,133.3
5439000	5/23/2021	38.8	38.8	0.3915	15.35	5228	44.3126%	Fecal		CFU/100 mL	200	283.2	86400	-	75,133.3
5439000	3/14/2005	38.7	38.7	0.3915	15.31	5232	44.3465%	Fecal		CFU/100 mL	200	283.2	86400	-	74,941.7
5439000	12/2/2011	38.7	38.7	0.3915	15.31	5232	44.3465%	Fecal		CFU/100 mL	200	283.2	86400	-	74,941.7
5439000	5/14/2007	38.6	38.6	0.3915	15.27	5234	44.3635%	Fecal		CFU/100 mL	200	283.2	86400	-	74,750.1
5439000	11/25/2008	38.6	38.6	0.3915	15.27	5234	44.3635%	Fecal		CFU/100 mL	200	283.2	86400	-	74,750.1
5439000	11/12/2017	38.6	38.6	0.3915	15.27	5234	44.3635%	Fecal		CFU/100 mL	200	283.2	86400	-	74,750.1
5439000	12/22/2007	38.5	38.5	0.3915	15.24	5237	44.3889%	Fecal		CFU/100 mL	200	283.2	86400	-	74,558.5
5439000	2/24/2008	38.5	38.5	0.3915	15.24	5237	44.3889%	Fecal		CFU/100 mL	200	283.2	86400	-	74,558.5
5439000	6/3/2010	38.5	38.5	0.3915	15.24	5237	44.3889%	Fecal		CFU/100 mL	200	283.2	86400	-	74,558.5
5439000	11/22/2011	38.5	38.5	0.3915	15.24	5237	44.3889%	Fecal		CFU/100 mL	200	283.2	86400	-	74,558.5
5439000	11/23/2011	38.5	38.5	0.3915	15.24	5237	44.3889%	Fecal		CFU/100 mL	200	283.2	86400	-	74,558.5
5439000	4/28/2012	38.5	38.5	0.3915	15.24	5237	44.3889%	Fecal		CFU/100 mL	200	283.2	86400	-	74,558.5
5439000	8/26/2019	38.5	38.5	0.3915	15.24	5237	44.3889%	Fecal		CFU/100 mL	200	283.2	86400	-	74,558.5
5439000	4/2/2005	38.4	38.4	0.3915	15.20	5244	44.4482%	Fecal		CFU/100 mL	200	283.2	86400	-	74,367.0
5439000	6/27/2007	38.4	38.4	0.3915	15.20	5244	44.4482%	Fecal		CFU/100 mL	200	283.2	86400	-	74,367.0
5439000	5/19/2013	38.4	38.4	0.3915	15.20	5244	44.4482%	Fecal		CFU/100 mL	200	283.2	86400	-	74,367.0
5439000	12/14/2020	38.4	38.4	0.3915	15.20	5244	44.4482%	Fecal		CFU/100 mL	200	283.2	86400	-	74,367.0
5439000	5/22/2021	38.4	38.4	0.3915	15.20	5244	44.4482%	Fecal		CFU/100 mL	200	283.2	86400	-	74,367.0
5439000	11/18/2003	38.3	38.3	0.3915	15.16	5249	44.4906%	Fecal		CFU/100 mL	200	283.2	86400	-	74,175.4
5439000	2/29/2004	38.3	38.3	0.3915	15.16	5249	44.4906%	Fecal		CFU/100 mL	200	283.2	86400	-	74,175.4
5439000	1/17/2009	38.3	38.3	0.3915	15.16	5249	44.4906%	Fecal		CFU/100 mL	200	283.2	86400	-	74,175.4
5439000	7/10/2020	38.3	38.3	0.3915	15.16	5249	44.4906%	Fecal		CFU/100 mL	200	283.2	86400	-	74,175.4
5439000	12/10/1993	38.2	38.2	0.3915	15.12	5253	44.5245%	Fecal		CFU/100 mL	200	283.2	86400	-	73,983.8
5439000	2/15/2002	38.2	38.2	0.3915	15.12	5253	44.5245%	Fecal		CFU/100 mL	200	283.2	86400	-	73,983.8
5439000	4/6/2006	38.2	38.2	0.3915	15.12	5253	44.5245%	Fecal		CFU/100 mL	200	283.2	86400	-	73,983.8
5439000	7/26/2015	38.2	38.2	0.3915	15.12	5253	44.5245%	Fecal		CFU/100 mL	200	283.2	86400	-	73,983.8
5439000	4/4/2018	38.2	38.2	0.3915	15.12	5253	44.5245%	Fecal		CFU/100 mL	200	283.2	86400	-	73,983.8
5439000	7/20/2020	38.2	38.2	0.3915	15.12	5253	44.5245%	Fecal		CFU/100 mL	200	283.2	86400	-	73,983.8
5439000	4/4/1994	38.1	38.1	0.3915	15.08	5259	44.5754%	Fecal		CFU/100 mL	200	283.2	86400	-	73,792.2
5439000	1/16/2010	38.1	38.1	0.3915	15.08	5259	44.5754%	Fecal		CFU/100 mL	200	283.2	86400	-	73,792.2
5439000	2/25/2016	38.1	38.1	0.3915	15.08	5259	44.5754%	Fecal		CFU/100 mL	200	283.2	86400	-	73,792.2
5439000	6/20/2021	38.1	38.1	0.3915	15.08	5259	44.5754%	Fecal		CFU/100 mL	200	283.2	86400	-	73,792.2
5439000	7/11/1990	38	38	0.3915	15.04	5263	44.6093%	Fecal		CFU/100 mL	200	283.2	86400	-	73,600.7
5439000	11/1/1991	38	38	0.3915	15.04	5263	44.6093%	Fecal		CFU/100 mL	200	283.2	86400	-	73,600.7
5439000	12/29/1991	38	38	0.3915	15.04	5263	44.6093%	Fecal		CFU/100 mL	200	283.2	86400	-	73,600.7
5439000	4/6/1992	38	38	0.3915	15.04	5263	44.6093%	Fecal		CFU/100 mL	200	283.2	86400	-	73,600.7
5439000	4/14/1992	38	38	0.3915	15.04	5263	44.6093%	Fecal		CFU/100 mL	200	283.2	86400	-	73,600.7
5439000	9/22/1992	38	38	0.3915	15.04	5263	44.6093%	Fecal		CFU/100 mL	200	283.2	86400	-	73,600.7
5439000	7/14/1993	38	38	0.3915	15.04	5263	44.6093%	Fecal		CFU/100 mL	200	283.2	86400	-	73,600.7
5439000	9/5/1993	38	38	0.3915	15.04	5263	44.6093%	Fecal		CFU/100 mL	200	283.2	86400	-	73,600.7
5439000	10/30/1993	38	38	0.3915	15.04	5263	44.6093%	Fecal		CFU/100 mL	200	283.2	86400	-	73,600.7
5439000	12/14/1993	38	38	0.3915	15.04	5263	44.6093%	Fecal		CFU/100 mL	200	283.2	86400	-	73,600.7
5439000	2/4/1995	38	38	0.3915	15.04	5263	44.6093%	Fecal		CFU/100 mL	200	283.2	86400	-	73,600.7
5439000	3/10/1995	38	38	0.3915	15.04	5263	44.6093%	Fecal		CFU/100 mL	200	283.2	86400	-	73,600.7
5439000	4/7/1995	38	38	0.3915	15.04	5263	44.6093%	Fecal		CFU/100 mL	200	283.2	86400	-	73,600.7
5439000	4/9/1997	38	38	0.3915	15.04	5263	44.6093%	Fecal		CFU/100 mL	200	283.2	86400	-	73,600.7
5439000	4/26/1997	38	38	0.3915	15.04	5263	44.6093%	Fecal		CFU/100 mL	200	283.2	86400	-	73,600.7
5439000	4/27/1997	38	38	0.3915	15.04	5263	44.6093%	Fecal		CFU/100 mL	200	283.2	86400	-	73,600.7
5439000	4/28/1997	38	38	0.3915	15.04	5263	44.6093%	Fecal		CFU/100 mL	200	283.2	86400	-	73,600.7
5439000	6/4/1997	38	38	0.3915	15.04	5263	44.6093%	Fecal		CFU/100 mL	200	283.2	86400	-	73,600.7
5439000	6/8/1998	38	38	0.3915	15.04	5263	44.6093%	Fecal		CFU/100 mL	200	283.2	86400	-	73,600.7
5439000	10/31/1998	38	38	0.3915	15.04	5263	44.6093%	Fecal		CFU/100 mL	200	283.2	86400	-	73,600.7
5439000	5/4/2000	38	38	0.3915	15.04	5263	44.6093%	Fecal		CFU/100 mL	200	283.2	86400	-	73,600.7
5439000	5/3/2001	38	38	0.3915	15.04	5263	44.6093%	Fecal		CFU/100 mL	200	283.2	86400	-	73,600.7
5439000	6/20/2001	38	38	0.3915	15.04	5263	44.6093%	Fecal		CFU/100 mL	200	283.2	86400	-	73,600.7
5439000	12/14/2001	38	38	0.3915	15.04	5263	44.6093%	Fecal		CFU/100 mL	200	283.2	86400	-	73,600.7
5439000	3/15/2004	38	38	0.3915	15.04	5263	44.6093%	Fecal		CFU/100 mL	200	283.2	86400	-	73,600.7
5439000	1/12/2005	38	38	0.3915	15.04	5263	44.6093%	Fecal		CFU/100 mL	200	283.2	86400	-	73,600.7
5439000	5/21/2005	38	38	0.3915	15.04	5263	44.6093%	Fecal		CFU/100 mL	200	283.2	86400	-	73,600.7
5439000	6/24/2007	38	38	0.3915	15.04	5263	44.6093%	Fecal		CFU/100 mL	200	283.2	86400	-	73,600.7
5439000	1/2/2008	38	38	0.3915	15.04	5263	44.6093%	Fecal		CFU/100 mL	200	283.2	86400	-	73,600.7
5439000	7/10/2009	38	38	0.3915	15.04	5263	44.6093%	Fecal		CFU/100 mL	200	283.2	86400	-	73,600.7

Gage ID	Date	Discharge (CFS)	Gage Discharge (less Surrogate NPDES) (CFS)	Watershed Area Ratio	Calculated flow (CFS)	Rank	Flow Exceedance %	Parameter	Results	Units (mg or micro_gram	Limit/Standard	100mL/CF	sec/day	Actual Load (million colonies/day)	Allowable Load (million colonies/day)
5439000	7/29/2011	38	38	0.3915	15.04	5263	44.6093%	Fecal		CFU/100 mL	200	283.2	86400	-	73,600.7
5439000	1/15/2017	38	38	0.3915	15.04	5263	44.6093%	Fecal		CFU/100 mL	200	283.2	86400	-	73,600.7
5439000	6/28/2017	38	38	0.3915	15.04	5263	44.6093%	Fecal		CFU/100 mL	200	283.2	86400	-	73,600.7
5439000	10/13/2001	37.9	37.9	0.3915	15.00	5296	44.8890%	Fecal		CFU/100 mL	200	283.2	86400	-	73,409.1
5439000	2/17/2002	37.9	37.9	0.3915	15.00	5296	44.8890%	Fecal		CFU/100 mL	200	283.2	86400	-	73,409.1
5439000	1/29/2006	37.9	37.9	0.3915	15.00	5296	44.8890%	Fecal		CFU/100 mL	200	283.2	86400	-	73,409.1
5439000	6/5/2010	37.9	37.9	0.3915	15.00	5296	44.8890%	Fecal		CFU/100 mL	200	283.2	86400	-	73,409.1
5439000	4/2/2012	37.9	37.9	0.3915	15.00	5296	44.8890%	Fecal		CFU/100 mL	200	283.2	86400	-	73,409.1
5439000	11/10/2017	37.9	37.9	0.3915	15.00	5296	44.8890%	Fecal		CFU/100 mL	200	283.2	86400	-	73,409.1
5439000	2/12/2002	37.8	37.8	0.3915	14.96	5302	44.9398%	Fecal		CFU/100 mL	200	283.2	86400	-	73,217.5
5439000	5/5/2004	37.8	37.8	0.3915	14.96	5302	44.9398%	Fecal		CFU/100 mL	200	283.2	86400	-	73,217.5
5439000	5/9/2006	37.8	37.8	0.3915	14.96	5302	44.9398%	Fecal		CFU/100 mL	200	283.2	86400	-	73,217.5
5439000	6/1/2006	37.8	37.8	0.3915	14.96	5302	44.9398%	Fecal		CFU/100 mL	200	283.2	86400	-	73,217.5
5439000	7/3/2006	37.8	37.8	0.3915	14.96	5302	44.9398%	Fecal		CFU/100 mL	200	283.2	86400	-	73,217.5
5439000	8/7/2014	37.8	37.8	0.3915	14.96	5302	44.9398%	Fecal		CFU/100 mL	200	283.2	86400	-	73,217.5
5439000	7/26/2016	37.8	37.8	0.3915	14.96	5302	44.9398%	Fecal		CFU/100 mL	200	283.2	86400	-	73,217.5
5439000	10/30/2016	37.7	37.7	0.3915	14.92	5309	44.9992%	Fecal		CFU/100 mL	200	283.2	86400	-	73,025.9
5439000	12/9/1993	37.6	37.6	0.3915	14.88	5310	45.0076%	Fecal		CFU/100 mL	200	283.2	86400	-	72,834.4
5439000	11/20/2009	37.6	37.6	0.3915	14.88	5310	45.0076%	Fecal		CFU/100 mL	200	283.2	86400	-	72,834.4
5439000	12/19/2009	37.6	37.6	0.3915	14.88	5310	45.0076%	Fecal		CFU/100 mL	200	283.2	86400	-	72,834.4
5439000	7/3/2011	37.6	37.6	0.3915	14.88	5310	45.0076%	Fecal		CFU/100 mL	200	283.2	86400	-	72,834.4
5439000	6/3/2012	37.5	37.5	0.3915	14.84	5314	45.0415%	Fecal		CFU/100 mL	200	283.2	86400	-	72,642.8
5439000	12/10/2016	37.5	37.5	0.3915	14.84	5314	45.0415%	Fecal		CFU/100 mL	200	283.2	86400	-	72,642.8
5439000	10/14/2001	37.4	37.4	0.3915	14.81	5316	45.0585%	Fecal		CFU/100 mL	200	283.2	86400	-	72,451.2
5439000	1/21/2007	37.4	37.4	0.3915	14.81	5316	45.0585%	Fecal		CFU/100 mL	200	283.2	86400	-	72,451.2
5439000	9/16/2007	37.4	37.4	0.3915	14.81	5316	45.0585%	Fecal		CFU/100 mL	200	283.2	86400	-	72,451.2
5439000	2/21/2013	37.4	37.4	0.3915	14.81	5316	45.0585%	Fecal		CFU/100 mL	200	283.2	86400	-	72,451.2
5439000	11/27/2001	37.3	37.3	0.3915	14.77	5320	45.0924%	Fecal		CFU/100 mL	200	283.2	86400	-	72,259.7
5439000	11/10/2008	37.3	37.3	0.3915	14.77	5320	45.0924%	Fecal		CFU/100 mL	200	283.2	86400	-	72,259.7
5439000	2/18/2012	37.3	37.3	0.3915	14.77	5320	45.0924%	Fecal		CFU/100 mL	200	283.2	86400	-	72,259.7
5439000	5/6/2012	37.3	37.3	0.3915	14.77	5320	45.0924%	Fecal		CFU/100 mL	200	283.2	86400	-	72,259.7
5439000	12/11/2016	37.3	37.3	0.3915	14.77	5320	45.0924%	Fecal		CFU/100 mL	200	283.2	86400	-	72,259.7
5439000	11/11/2017	37.3	37.3	0.3915	14.77	5320	45.0924%	Fecal		CFU/100 mL	200	283.2	86400	-	72,259.7
5439000	9/12/2020	37.3	37.3	0.3915	14.77	5320	45.0924%	Fecal		CFU/100 mL	200	283.2	86400	-	72,259.7
5439000	7/10/2008	37.2	37.2	0.3915	14.73	5327	45.1517%	Fecal		CFU/100 mL	200	283.2	86400	-	72,068.1
5439000	4/6/2015	37.2	37.2	0.3915	14.73	5327	45.1517%	Fecal		CFU/100 mL	200	283.2	86400	-	72,068.1
5439000	1/14/2017	37.2	37.2	0.3915	14.73	5327	45.1517%	Fecal		CFU/100 mL	200	283.2	86400	-	72,068.1
5439000	4/13/1994	37.1	37.1	0.3915	14.69	5330	45.1771%	Fecal		CFU/100 mL	200	283.2	86400	-	71,876.5
5439000	3/16/2004	37.1	37.1	0.3915	14.69	5330	45.1771%	Fecal		CFU/100 mL	200	283.2	86400	-	71,876.5
5439000	7/1/2006	37.1	37.1	0.3915	14.69	5330	45.1771%	Fecal		CFU/100 mL	200	283.2	86400	-	71,876.5
5439000	6/10/2007	37.1	37.1	0.3915	14.69	5330	45.1771%	Fecal		CFU/100 mL	200	283.2	86400	-	71,876.5
5439000	8/11/2010	37.1	37.1	0.3915	14.69	5330	45.1771%	Fecal		CFU/100 mL	200	283.2	86400	-	71,876.5
5439000	6/16/2021	37.1	37.1	0.3915	14.69	5330	45.1771%	Fecal		CFU/100 mL	200	283.2	86400	-	71,876.5
5439000	4/11/2022	99.3	99.3	0.1459	14.66	5336	45.2280%	Fecal		CFU/100 mL	200	283.2	86400	-	71,718.5
5439000	5/2/1990	37	37	0.3915	14.65	5337	45.2365%	Fecal		CFU/100 mL	200	283.2	86400	-	71,684.9
5439000	5/3/1990	37	37	0.3915	14.65	5337	45.2365%	Fecal		CFU/100 mL	200	283.2	86400	-	71,684.9
5439000	8/17/1990	37	37	0.3915	14.65	5337	45.2365%	Fecal		CFU/100 mL	200	283.2	86400	-	71,684.9
5439000	10/19/1990	37	37	0.3915	14.65	5337	45.2365%	Fecal		CFU/100 mL	200	283.2	86400	-	71,684.9
5439000	1/3/1991	37	37	0.3915	14.65	5337	45.2365%	Fecal		CFU/100 mL	200	283.2	86400	-	71,684.9
5439000	1/5/1991	37	37	0.3915	14.65	5337	45.2365%	Fecal		CFU/100 mL	200	283.2	86400	-	71,684.9
5439000	2/16/1992	37	37	0.3915	14.65	5337	45.2365%	Fecal		CFU/100 mL	200	283.2	86400	-	71,684.9
5439000	4/13/1992	37	37	0.3915	14.65	5337	45.2365%	Fecal		CFU/100 mL	200	283.2	86400	-	71,684.9
5439000	2/14/1993	37	37	0.3915	14.65	5337	45.2365%	Fecal		CFU/100 mL	200	283.2	86400	-	71,684.9
5439000	5/29/1993	37	37	0.3915	14.65	5337	45.2365%	Fecal		CFU/100 mL	200	283.2	86400	-	71,684.9
5439000	6/20/1994	37	37	0.3915	14.65	5337	45.2365%	Fecal		CFU/100 mL	200	283.2	86400	-	71,684.9
5439000	2/10/1995	37	37	0.3915	14.65	5337	45.2365%	Fecal		CFU/100 mL	200	283.2	86400	-	71,684.9
5439000	2/25/1995	37	37	0.3915	14.65	5337	45.2365%	Fecal		CFU/100 mL	200	283.2	86400	-	71,684.9
5439000	4/8/1995	37	37	0.3915	14.65	5337	45.2365%	Fecal		CFU/100 mL	200	283.2	86400	-	71,684.9
5439000	7/8/1995	37	37	0.3915	14.65	5337	45.2365%	Fecal		CFU/100 mL	200	283.2	86400	-	71,684.9
5439000	11/28/1995	37	37	0.3915	14.65	5337	45.2365%	Fecal		CFU/100 mL	200	283.2	86400	-	71,684.9
5439000	1/19/1996	37	37	0.3915	14.65	5337	45.2365%	Fecal		CFU/100 mL	200	283.2	86400	-	71,684.9
5439000	7/8/1996	37	37	0.3915	14.65	5337	45.2365%	Fecal		CFU/100 mL	200	283.2	86400	-	71,684.9
5439000	8/26/1996	37	37	0.3915	14.65	5337	45.2365%	Fecal		CFU/100 mL	200	283.2	86400	-	71,684.9
5439000	6/28/1997	37	37	0.3915	14.65	5337	45.2365%	Fecal		CFU/100 mL	200	283.2	86400	-	71,684.9
5439000	11/21/1998	37	37	0.3915	14.65	5337	45.2365%	Fecal		CFU/100 mL	200	283.2	86400	-	71,684.9
5439000	11/22/1998	37	37	0.3915	14.65	5337	45.2365%	Fecal		CFU/100 mL	200	283.2	86400	-	71,684.9
5439000	7/3/1999	37	37	0.3915	14.65	5337	45.2365%	Fecal		CFU/100 mL	200	283.2	86400	-	71,684.9
5439000	5/23/2000	37	37	0.3915	14.65	5337	45.2365%	Fecal		CFU/100 mL	200	283.2	86400	-	71,684.9
5439000	5/8/2001	37	37	0.3915	14.65	5337	45.2365%	Fecal		CFU/100 mL	200	283.2	86400	-	71,684.9
5439000	12/13/2001	37	37	0.3915	14.65	5337	45.2365%	Fecal		CFU/100 mL	200	283.2	86400	-	71,684.9
5439000	7/12/2009	37	37	0.3915	14.65	5337	45.2365%	Fecal		CFU/100 mL	200	283.2	86400	-	71,684.9
5439000	2/21/2012	37	37	0.3915	14.65	5337	45.2365%	Fecal		CFU/100 mL	200	283.2	86400	-	71,684.9
5439000	9/19/2015	37	37	0.3915	14.65	5337	45.2365%	Fecal		CFU/100 mL	200	283.2	86400	-	71,684.9
5439000	7/13/2019	37	37	0.3915	14.65	5337	45.2365%	Fecal		CFU/100 mL	200	283.2	86400	-	71,684.9
5439000	2/14/2002	36.9	36.9	0.3915	14.61	5367	45.4908%	Fecal		CFU/100 mL	200	283.2	86400	-	71,493.4
5439000	5/15/2007	36.9	36.9	0.3915	14.61	5367	45.4908%	Fecal		CFU/100 mL	200	283.2	86400	-	71,493.4
5439000	6/23/2008	36.9	36.9	0.3915	14.61	5367	45.4908%	Fecal		CFU/100 mL	200	283.2	86400	-	71,493.4
5439000	11/21/2011	36.9	36.9	0.3915	14.61	5367	45.4908%	Fecal		CFU/100 mL	200	283.2	86400	-	71,493.4
5439000	9/12/2014	36.9	36.9	0.3915	14.61	5367	45.4908%	Fecal		CFU/100 mL	200	283.2	86400	-	71,493.4
5439000	12/6/2017	36.9	36.9	0.3915	14.61	5367	45.4908%	Fecal		CFU/100 mL	200	283.2	86400	-	71,493.4
5439000	7/15/2013	36.8	36.8	0.3915	14.57	5373	45.5416%	Fecal		CFU/100 mL	200	283.2	86400	-	71,301.8
5439000	10/2/2018	36.8	36.8	0.3915	14.57	5373	45.5416%	Fecal		CFU/100 mL	200	283.2	86400	-	71,301.8
5439000	3/23/2022	98.6	98.6	0.1459	14.55	5375	45.5586%	Fecal		CFU/100 mL	200	283.2	86400	-	71,218.6
5439000	10/31/1993	36.7	36.7	0.3915	14.53	5376	45.5670%	Fecal		CFU/100 mL	200	283.2	86400	-	71,110.2
5439000	4/5/1994	36.7	36.7	0.3915	14.53	5376	45.5670%	Fecal		CFU/100 mL	200	283.2	86400	-	71,110.2
5439000	2/11/2002	36.7	36.7	0.3915	14.53	5376	45.5670%	Fecal		CFU/100 mL	200	283.2	86400	-	71,110.2
5439000	3/17/2004	36.7	36.7	0.3915	14.53	5376	45.5670%	Fecal		CFU/100 mL	200	283.2	86400	-	71,110.2
5439000	2/7/2010	36.7	36.7	0.3915	14.53	5376	45.5670%	Fecal		CFU/100 mL	200	283.2	86400	-	71,110.2
5439000	12/14/2003	36.6	36.6	0.3915	14.49	5381	45.6094%	Fecal		CFU/100 mL	200	283.2	86400	-	70,918.6
5439000	4/3/2005	36.6	36.6	0.3915	14.49	5381	45.6094%	Fecal		CFU/100 mL	200	283.2	86400	-	70,918.6
5439000	5/24/2021	36.6	36.6	0.3915	14.49	5381	45.6094%	Fecal		CFU/100 mL	200	283.2	86400	-	70,918.6
5439000	4/1/2005	36.5	36.5	0.3915	14.45	5384	45.6349%	Fecal		CFU/100 mL	200	283.2	86400	-	70,727.1
5439000	4/16/2006	36.5	36.5	0.3915	14.45	5384	45.6349%	Fecal		CFU/100 mL	200	283.2	86400	-	70,727.1
5439000	4/1/2018	36.5	36.5	0.3915	14.45	5384	45.6349%	Fecal		CFU/100 mL	200	283.2	86400	-	70,727.1
5439000	10/15/2018	36.5	36.5	0.3915	14.45	5384	45.6349%	Fecal		CFU/100 mL	200	283.2	86400	-	70,727.1
5439000	6/30/2004	36.4	36.4	0.3915	14.41	5388	45.6688%	Fecal		CFU/100 mL	200	283.2	86400	-	70,535.5
5439000	1/22/2007	36.4	36.4	0.3915	14.41	5388	45.6688%	Fecal		CFU/100 mL	200	283.2	86400	-	70,535.5
5439000	6/6/2010	36.4	36.4	0.3915	14.41	5388	45.6688%	Fecal		CFU/100 mL	200	283.2	86400	-	70,535.5
5439000	5/1/2012	36.4	36.4	0.3915	14.41	5388	45.6688%	Fecal		CFU/100 mL	200	283.2	86400	-	70,535.5
5439000	4/12/2004	36.3	36.3	0.3915	14.37	5392	45.7027%	Fecal		CFU/100 mL	200	283.2	86400	-	70,343.9
5439000	8/20/2016	36.3	36.3	0.3915	14.37	5392	45.7027%	Fecal		CFU/100 mL	200	283.2	86400	-	70,343.9
5439000	2/17/2017	36.3	36.3	0.3915	14.37	5392	45.7027%	Fecal		CFU/100 mL	200	283.2	86400	-	70,343.9
5439000	5/25/2021	36.3	36.3	0.3915	14.37	5392	45.7027%	Fecal		CFU/100 mL	200	283.2	86400	-	70,343.9
5439000	10/29/2001	36.2	36.2	0.3915	14.34	5396	45.7366%	Fecal		CFU/100 mL	200	283.2	86400	-	70,152.3
5439000	3/18/2004	36.2	36.2	0.3915	14.34	5396	45.7366%	Fecal		CFU/100 mL	200	283.2	86400	-	70,152.3
5439000	3/21/2018	36.2	36.2	0.3915	14.34	5396	45.7366%	Fecal		CFU/100 mL	200	283.2	86400	-	70,152.3
5439000	9/6/2019	36.2	36.2	0.3915	14.34	5396	45.7366%	Fecal		CFU/100 mL	200	283.2	86400	-	70,152.3
5439000	2/13/2002	36.1	36.1	0.3915	14.30	5400	45.7705%	Fecal		CFU/100 mL	200	283.2	86400	-	69,960.8
5439000	6/5/2003	36.1	36.1	0.3915	14.30	5400	45.7705%	Fecal		CFU/100 mL	200	283.2	86400	-	69,960.8
5439000	12/20/2012	36.1	36.1	0.3915	14.30	5400	45.7705%	Fecal		CFU/100 mL	200	283.2	86400	-	69,960.8
5439000	2/11/2016	36.1	36.1	0.3915	14.30	5400	45.7705%	Fecal		CFU/100 mL	200	283.2	86400	-	69,960.8
5439000	1/16/1990	36	36	0.3915	14.26	5404	45.8044%	Fecal		CFU/100 mL	200	283.2	86400	-	69,769.2
5439000	1/30/1990	36	36	0.3915	14.26	5404	45.8044%	Fecal		CFU/100 mL	200	283.2	86400	-	69,769.2
5439000	7/10/1990	36	36	0.3915	14.26	5404	45.8044%	Fecal		CFU/100 mL	200	283.2	86400	-	69,769.2
5439000	7/14/1990	36	36	0.3915	14.26	5404	45.8044%	Fecal		CFU/100 mL	200	283.2	86400	-	69,769.2
5439000	8/29/1990	36	36	0.3915	14.26	5404	45.8044%	Fecal		CFU/100 mL	200	283.2	86400	-	69,769.2
5439000	11/21/1990	36	36	0.3915	14.26	5404	45.8044%	Fecal		CFU/100 mL	200	283.2	86400	-	69,769.2
5439000	3/15/1991	36	36	0.3915	14.26	5404	45.8044%	Fecal		CFU/100 mL	200	283.2	86400	-	69,769.2
5439000	12/28/1991	36	36	0.3915	14.26	5404	45.8044%	Fecal		CFU/100 mL	200	283.2	86400	-	69,769.2
5439000	1/3/1992	36	36	0.3915	14.26	5404	45.8044%	Fecal		CFU/100 mL	200	283.2	86400	-	69,769.2
5439000	1/6/1992	36	36	0.3915	14.26	5404	45.8044%	Fecal		CFU/100 mL	200	283.2	86400	-	69,769.2
5439000	5/10/1992	36	36	0.3915	14.26	5404	45.8044%	Fecal		CFU/100 mL	200	283.2	86400	-	69,769.2
5439000	6/2/1993	36	36	0.3915	14.26	5404	45.8044%	Fecal		CFU/100 mL	200	283.2	86400	-	69,769.2
5439000	6/3/1993	36	36	0.3915	14.26	5404	45.8044%	Fecal		CFU/100 mL	200	283.2	86400	-	69,769.2
5439000	7/15/1993	36	36	0.3915	14.26	5404	45.8044%	Fecal		CFU/100 mL	200	283.2	86400	-	69,769.2
5439000	8/12/1993	36	36	0.3915	14.26	5404	45.8044%	Fecal		CFU/100 mL	200	283.2	86400	-	69,769.2

Gage ID	Date	Discharge (CFS)	Gage Discharge (less Surrogate NPDES) (CFS)	Watershed Area Ratio	Calculated flow (CFS)	Rank	Flow Exceedance %	Parameter	Results	Units (mg or micro_gram	Limit/Standard	100mL/CF	sec/day	Actual Load (million colonies/day)	Allowable Load (million colonies/day)
5439000	2/5/1995	36	36	0.3915	14.26	5404	45.8044%	Fecal		CFU/100 mL	200	283.2	86400	-	69,769.2
5439000	7/1/1995	36	36	0.3915	14.26	5404	45.8044%	Fecal		CFU/100 mL	200	283.2	86400	-	69,769.2
5439000	7/9/1995	36	36	0.3915	14.26	5404	45.8044%	Fecal		CFU/100 mL	200	283.2	86400	-	69,769.2
5439000	3/25/1996	36	36	0.3915	14.26	5404	45.8044%	Fecal		CFU/100 mL	200	283.2	86400	-	69,769.2
5439000	4/30/1996	36	36	0.3915	14.26	5404	45.8044%	Fecal		CFU/100 mL	200	283.2	86400	-	69,769.2
5439000	1/19/1998	36	36	0.3915	14.26	5404	45.8044%	Fecal		CFU/100 mL	200	283.2	86400	-	69,769.2
5439000	7/1/1998	36	36	0.3915	14.26	5404	45.8044%	Fecal		CFU/100 mL	200	283.2	86400	-	69,769.2
5439000	8/25/1998	36	36	0.3915	14.26	5404	45.8044%	Fecal		CFU/100 mL	200	283.2	86400	-	69,769.2
5439000	11/1/1998	36	36	0.3915	14.26	5404	45.8044%	Fecal		CFU/100 mL	200	283.2	86400	-	69,769.2
5439000	11/2/1998	36	36	0.3915	14.26	5404	45.8044%	Fecal		CFU/100 mL	200	283.2	86400	-	69,769.2
5439000	11/23/1998	36	36	0.3915	14.26	5404	45.8044%	Fecal		CFU/100 mL	200	283.2	86400	-	69,769.2
5439000	4/5/1999	36	36	0.3915	14.26	5404	45.8044%	Fecal		CFU/100 mL	200	283.2	86400	-	69,769.2
5439000	4/14/1999	36	36	0.3915	14.26	5404	45.8044%	Fecal		CFU/100 mL	200	283.2	86400	-	69,769.2
5439000	5/8/2000	36	36	0.3915	14.26	5404	45.8044%	Fecal		CFU/100 mL	200	283.2	86400	-	69,769.2
5439000	5/5/2001	36	36	0.3915	14.26	5404	45.8044%	Fecal		CFU/100 mL	200	283.2	86400	-	69,769.2
5439000	5/6/2001	36	36	0.3915	14.26	5404	45.8044%	Fecal		CFU/100 mL	200	283.2	86400	-	69,769.2
5439000	5/10/2001	36	36	0.3915	14.26	5404	45.8044%	Fecal		CFU/100 mL	200	283.2	86400	-	69,769.2
5439000	5/21/2001	36	36	0.3915	14.26	5404	45.8044%	Fecal		CFU/100 mL	200	283.2	86400	-	69,769.2
5439000	7/5/2004	36	36	0.3915	14.26	5404	45.8044%	Fecal		CFU/100 mL	200	283.2	86400	-	69,769.2
5439000	5/10/2006	36	36	0.3915	14.26	5404	45.8044%	Fecal		CFU/100 mL	200	283.2	86400	-	69,769.2
5439000	1/23/2008	36	36	0.3915	14.26	5404	45.8044%	Fecal		CFU/100 mL	200	283.2	86400	-	69,769.2
5439000	6/25/2008	36	36	0.3915	14.26	5404	45.8044%	Fecal		CFU/100 mL	200	283.2	86400	-	69,769.2
5439000	7/7/2009	36	36	0.3915	14.26	5404	45.8044%	Fecal		CFU/100 mL	200	283.2	86400	-	69,769.2
5439000	7/9/2009	36	36	0.3915	14.26	5404	45.8044%	Fecal		CFU/100 mL	200	283.2	86400	-	69,769.2
5439000	2/22/2012	36	36	0.3915	14.26	5404	45.8044%	Fecal		CFU/100 mL	200	283.2	86400	-	69,769.2
5439000	4/21/2012	36	36	0.3915	14.26	5404	45.8044%	Fecal		CFU/100 mL	200	283.2	86400	-	69,769.2
5439000	6/6/2018	36	36	0.3915	14.26	5404	45.8044%	Fecal		CFU/100 mL	200	283.2	86400	-	69,769.2
5439000	11/26/2018	36	36	0.3915	14.26	5404	45.8044%	Fecal		CFU/100 mL	200	283.2	86400	-	69,769.2
5439000	7/15/2019	36	36	0.3915	14.26	5404	45.8044%	Fecal		CFU/100 mL	200	283.2	86400	-	69,769.2
5439000	6/4/2021	36	36	0.3915	14.26	5404	45.8044%	Fecal		CFU/100 mL	200	283.2	86400	-	69,769.2
5439000	12/12/1993	35.9	35.9	0.3915	14.22	5449	46.1858%	Fecal		CFU/100 mL	200	283.2	86400	-	69,577.6
5439000	4/7/2006	35.9	35.9	0.3915	14.22	5449	46.1858%	Fecal		CFU/100 mL	200	283.2	86400	-	69,577.6
5439000	12/6/2006	35.9	35.9	0.3915	14.22	5449	46.1858%	Fecal		CFU/100 mL	200	283.2	86400	-	69,577.6
5439000	10/19/2008	35.9	35.9	0.3915	14.22	5449	46.1858%	Fecal		CFU/100 mL	200	283.2	86400	-	69,577.6
5439000	11/21/2009	35.9	35.9	0.3915	14.22	5449	46.1858%	Fecal		CFU/100 mL	200	283.2	86400	-	69,577.6
5439000	2/22/2004	35.8	35.8	0.3915	14.18	5454	46.2282%	Fecal		CFU/100 mL	200	283.2	86400	-	69,386.1
5439000	9/17/2007	35.8	35.8	0.3915	14.18	5454	46.2282%	Fecal		CFU/100 mL	200	283.2	86400	-	69,386.1
5439000	10/21/2008	35.8	35.8	0.3915	14.18	5454	46.2282%	Fecal		CFU/100 mL	200	283.2	86400	-	69,386.1
5439000	5/3/2010	35.8	35.8	0.3915	14.18	5454	46.2282%	Fecal		CFU/100 mL	200	283.2	86400	-	69,386.1
5439000	3/30/2018	35.8	35.8	0.3915	14.18	5454	46.2282%	Fecal		CFU/100 mL	200	283.2	86400	-	69,386.1
5439000	11/5/1993	35.7	35.7	0.3915	14.14	5459	46.2706%	Fecal		CFU/100 mL	200	283.2	86400	-	69,194.5
5439000	6/8/2003	35.7	35.7	0.3915	14.14	5459	46.2706%	Fecal		CFU/100 mL	200	283.2	86400	-	69,194.5
5439000	5/11/2005	35.7	35.7	0.3915	14.14	5459	46.2706%	Fecal		CFU/100 mL	200	283.2	86400	-	69,194.5
5439000	12/13/2007	35.7	35.7	0.3915	14.14	5459	46.2706%	Fecal		CFU/100 mL	200	283.2	86400	-	69,194.5
5439000	8/5/2008	35.7	35.7	0.3915	14.14	5459	46.2706%	Fecal		CFU/100 mL	200	283.2	86400	-	69,194.5
5439000	4/12/2014	35.7	35.7	0.3915	14.14	5459	46.2706%	Fecal		CFU/100 mL	200	283.2	86400	-	69,194.5
5439000	8/6/2017	35.7	35.7	0.3915	14.14	5459	46.2706%	Fecal		CFU/100 mL	200	283.2	86400	-	69,194.5
5439000	5/8/2008	35.6	35.6	0.3915	14.10	5466	46.3299%	Fecal		CFU/100 mL	200	283.2	86400	-	69,002.9
5439000	1/23/2010	35.6	35.6	0.3915	14.10	5466	46.3299%	Fecal		CFU/100 mL	200	283.2	86400	-	69,002.9
5439000	6/4/2010	35.6	35.6	0.3915	14.10	5466	46.3299%	Fecal		CFU/100 mL	200	283.2	86400	-	69,002.9
5439000	8/17/2017	35.6	35.6	0.3915	14.10	5466	46.3299%	Fecal		CFU/100 mL	200	283.2	86400	-	69,002.9
5439000	4/25/2021	35.6	35.6	0.3915	14.10	5466	46.3299%	Fecal		CFU/100 mL	200	283.2	86400	-	69,002.9
5439000	7/30/2010	35.5	35.5	0.3915	14.06	5471	46.3723%	Fecal		CFU/100 mL	200	283.2	86400	-	68,811.3
5439000	5/3/2014	35.5	35.5	0.3915	14.06	5471	46.3723%	Fecal		CFU/100 mL	200	283.2	86400	-	68,811.3
5439000	2/20/2017	35.5	35.5	0.3915	14.06	5471	46.3723%	Fecal		CFU/100 mL	200	283.2	86400	-	68,811.3
5439000	3/22/2017	35.5	35.5	0.3915	14.06	5471	46.3723%	Fecal		CFU/100 mL	200	283.2	86400	-	68,811.3
5439000	6/28/2002	35.4	35.4	0.3915	14.02	5475	46.4062%	Fecal		CFU/100 mL	200	283.2	86400	-	68,619.8
5439000	8/13/2002	35.4	35.4	0.3915	14.02	5475	46.4062%	Fecal		CFU/100 mL	200	283.2	86400	-	68,619.8
5439000	4/4/2005	35.4	35.4	0.3915	14.02	5475	46.4062%	Fecal		CFU/100 mL	200	283.2	86400	-	68,619.8
5439000	1/21/2009	35.4	35.4	0.3915	14.02	5475	46.4062%	Fecal		CFU/100 mL	200	283.2	86400	-	68,619.8
5439000	1/22/2009	35.4	35.4	0.3915	14.02	5475	46.4062%	Fecal		CFU/100 mL	200	283.2	86400	-	68,619.8
5439000	8/28/2016	35.4	35.4	0.3915	14.02	5475	46.4062%	Fecal		CFU/100 mL	200	283.2	86400	-	68,619.8
5439000	11/8/2016	35.4	35.4	0.3915	14.02	5475	46.4062%	Fecal		CFU/100 mL	200	283.2	86400	-	68,619.8
5439000	3/19/2004	35.3	35.3	0.3915	13.98	5482	46.4655%	Fecal		CFU/100 mL	200	283.2	86400	-	68,428.2
5439000	4/15/1994	35.2	35.2	0.3915	13.94	5483	46.4740%	Fecal		CFU/100 mL	200	283.2	86400	-	68,236.6
5439000	10/23/2004	35.2	35.2	0.3915	13.94	5483	46.4740%	Fecal		CFU/100 mL	200	283.2	86400	-	68,236.6
5439000	3/15/2005	35.2	35.2	0.3915	13.94	5483	46.4740%	Fecal		CFU/100 mL	200	283.2	86400	-	68,236.6
5439000	6/2/2006	35.2	35.2	0.3915	13.94	5483	46.4740%	Fecal		CFU/100 mL	200	283.2	86400	-	68,236.6
5439000	5/28/2013	35.2	35.2	0.3915	13.94	5483	46.4740%	Fecal		CFU/100 mL	200	283.2	86400	-	68,236.6
5439000	4/1/2015	35.2	35.2	0.3915	13.94	5483	46.4740%	Fecal		CFU/100 mL	200	283.2	86400	-	68,236.6
5439000	1/28/2018	35.2	35.2	0.3915	13.94	5483	46.4740%	Fecal		CFU/100 mL	200	283.2	86400	-	68,236.6
5439000	5/4/2008	35.1	35.1	0.3915	13.90	5490	46.5333%	Fecal		CFU/100 mL	200	283.2	86400	-	68,045.0
5439000	2/16/2017	35.1	35.1	0.3915	13.90	5490	46.5333%	Fecal		CFU/100 mL	200	283.2	86400	-	68,045.0
5439000	3/23/2017	35.1	35.1	0.3915	13.90	5490	46.5333%	Fecal		CFU/100 mL	200	283.2	86400	-	68,045.0
5439000	1/5/1990	35	35	0.3915	13.87	5493	46.5587%	Fecal		CFU/100 mL	200	283.2	86400	-	67,853.5
5439000	8/7/1990	35	35	0.3915	13.87	5493	46.5587%	Fecal		CFU/100 mL	200	283.2	86400	-	67,853.5
5439000	11/17/1990	35	35	0.3915	13.87	5493	46.5587%	Fecal		CFU/100 mL	200	283.2	86400	-	67,853.5
5439000	6/19/1991	35	35	0.3915	13.87	5493	46.5587%	Fecal		CFU/100 mL	200	283.2	86400	-	67,853.5
5439000	11/2/1991	35	35	0.3915	13.87	5493	46.5587%	Fecal		CFU/100 mL	200	283.2	86400	-	67,853.5
5439000	11/16/1991	35	35	0.3915	13.87	5493	46.5587%	Fecal		CFU/100 mL	200	283.2	86400	-	67,853.5
5439000	2/4/1992	35	35	0.3915	13.87	5493	46.5587%	Fecal		CFU/100 mL	200	283.2	86400	-	67,853.5
5439000	5/11/1992	35	35	0.3915	13.87	5493	46.5587%	Fecal		CFU/100 mL	200	283.2	86400	-	67,853.5
5439000	5/13/1992	35	35	0.3915	13.87	5493	46.5587%	Fecal		CFU/100 mL	200	283.2	86400	-	67,853.5
5439000	9/14/1992	35	35	0.3915	13.87	5493	46.5587%	Fecal		CFU/100 mL	200	283.2	86400	-	67,853.5
5439000	2/20/1993	35	35	0.3915	13.87	5493	46.5587%	Fecal		CFU/100 mL	200	283.2	86400	-	67,853.5
5439000	6/1/1993	35	35	0.3915	13.87	5493	46.5587%	Fecal		CFU/100 mL	200	283.2	86400	-	67,853.5
5439000	1/3/1994	35	35	0.3915	13.87	5493	46.5587%	Fecal		CFU/100 mL	200	283.2	86400	-	67,853.5
5439000	7/8/1994	35	35	0.3915	13.87	5493	46.5587%	Fecal		CFU/100 mL	200	283.2	86400	-	67,853.5
5439000	2/11/1995	35	35	0.3915	13.87	5493	46.5587%	Fecal		CFU/100 mL	200	283.2	86400	-	67,853.5
5439000	2/12/1995	35	35	0.3915	13.87	5493	46.5587%	Fecal		CFU/100 mL	200	283.2	86400	-	67,853.5
5439000	4/29/1997	35	35	0.3915	13.87	5493	46.5587%	Fecal		CFU/100 mL	200	283.2	86400	-	67,853.5
5439000	4/12/1999	35	35	0.3915	13.87	5493	46.5587%	Fecal		CFU/100 mL	200	283.2	86400	-	67,853.5
5439000	4/13/1999	35	35	0.3915	13.87	5493	46.5587%	Fecal		CFU/100 mL	200	283.2	86400	-	67,853.5
5439000	5/5/2000	35	35	0.3915	13.87	5493	46.5587%	Fecal		CFU/100 mL	200	283.2	86400	-	67,853.5
5439000	7/19/2000	35	35	0.3915	13.87	5493	46.5587%	Fecal		CFU/100 mL	200	283.2	86400	-	67,853.5
5439000	5/29/2001	35	35	0.3915	13.87	5493	46.5587%	Fecal		CFU/100 mL	200	283.2	86400	-	67,853.5
5439000	9/23/2001	35	35	0.3915	13.87	5493	46.5587%	Fecal		CFU/100 mL	200	283.2	86400	-	67,853.5
5439000	1/20/2005	35	35	0.3915	13.87	5493	46.5587%	Fecal		CFU/100 mL	200	283.2	86400	-	67,853.5
5439000	1/1/2008	35	35	0.3915	13.87	5493	46.5587%	Fecal		CFU/100 mL	200	283.2	86400	-	67,853.5
5439000	1/24/2008	35	35	0.3915	13.87	5493	46.5587%	Fecal		CFU/100 mL	200	283.2	86400	-	67,853.5
5439000	1/26/2008	35	35	0.3915	13.87	5493	46.5587%	Fecal		CFU/100 mL	200	283.2	86400	-	67,853.5
5439000	8/19/2009	35	35	0.3915	13.87	5493	46.5587%	Fecal		CFU/100 mL	200	283.2	86400	-	67,853.5
5439000	2/15/2011	35	35	0.3915	13.87	5493	46.5587%	Fecal		CFU/100 mL	200	283.2	86400	-	67,853.5
5439000	5/25/2012	35	35	0.3915	13.87	5493	46.5587%	Fecal		CFU/100 mL	200	283.2	86400	-	67,853.5
5439000	2/1/2013	35	35	0.3915	13.87	5493	46.5587%	Fecal		CFU/100 mL	200	283.2	86400	-	67,853.5
5439000	10/26/2016	35	35	0.3915	13.87	5493	46.5587%	Fecal		CFU/100 mL	200	283.2	86400	-	67,853.5
5439000	2/20/2020	35	35	0.3915	13.87	5493	46.5587%	Fecal		CFU/100 mL	200	283.2	86400	-	67,853.5
5439000	2/21/2020	35	35	0.3915	13.87	5493	46.5587%	Fecal		CFU/100 mL	200	283.2	86400	-	67,853.5
5439000	6/30/2020	35	35	0.3915	13.87	5493	46.5587%	Fecal		CFU/100 mL	200	283.2	86400	-	67,853.5
5439000	12/10/2004	34.9	34.9	0.3915	13.83	5528	46.8554%	Fecal		CFU/100 mL	200	283.2	86400	-	67,661.9
5439000	4/5/2005	34.9	34.9	0.3915	13.83	5528	46.8554%	Fecal		CFU/100 mL	200	283.2	86400	-	67,661.9
5439000	6/28/2007	34.9	34.9	0.3915	13.83	5528	46.8554%	Fecal		CFU/100 mL	200	283.2	86400	-	67,661.9
5439000	4/22/2012	34.9	34.9	0.3915	13.83	5528	46.8554%	Fecal		CFU/100 mL	200	283.2	86400	-	67,661.9
5439000	4/27/2021	34.9	34.9	0.3915	13.83	5528	46.8554%	Fecal		CFU/100 mL	200	283.2	86400	-	67,661.9
5439000	3/2/2022	93.4	93.4	0.1459	13.79	5533	46.8978%	Fecal		CFU/100 mL	200	283.2	86400	-	67,505.0
5439000	4/16/2022	93.4	93.4	0.1459	13.79	5533	46.8978%	Fecal		CFU/100 mL	200	283.2	86400	-	67,505.0
5439000	11/27/1993	34.8	34.8	0.3915	13.79	5535	46.9147%	Fecal		CFU/100 mL	200	283.2	86400	-	67,470.3
5439000	3/19/2005	34.8	34.8	0.3915	13.79	5535	46.9147%	Fecal		CFU/100 mL	200	283.2	86400	-	67,470.3
5439000	6/21/2007	34.8	34.8	0.3915	13.79	5535	46.9147%	Fecal		CFU/100 mL	200	283.2	86400	-	67,470.3
5439000	5/5/2012	34.8	34.8	0.3915	13.79	5535	46.9147%	Fecal		CFU/100 mL	200	283.2	86400	-	67,470.3
5439000	6/4/2012	34.8	34.8	0.3915	13.79	5535	46.9147%	Fecal		CFU/100 mL	200	283.2	86400	-	67,470.3
5439000	5/16/2014	34.8	34.8	0.3915	13.79	5535	46.9147%	Fecal		CFU/100 mL	200	283.2	86400	-	67,470.3
5439000	10/14/2014	34.8	34.8	0.3915	13.79	5535	46.9147%	Fecal		CFU/100 mL	200	283.2	86400	-	67,470.3
5439000	12/20/2019	34.8	34.8	0.3915	13.79	5535	46.9147%	Fecal		CFU/100 mL	200	283.2	86400	-	67,470.3
5439000	3/17/2005	34.7	34.7	0.3915	13.75	5543	46.9825%	Fecal		CFU/100 mL	200	283.2	86400	-	67,278.7
5439000	5/12/2005	34.7	34.7	0.3915	13.75	5543	46.9825%	Fecal		CFU/100 mL	200	283.2	86400	-	67,278.7

Gage ID	Date	Discharge (CFS)	Gage Discharge (less Surrogate NPDES) (CFS)	Watershed Area Ratio	Calculated flow (CFS)	Rank	Flow Exceedance %	Parameter	Results	Units (mg or micro_gram	Limit/Standard	100mL/CF	sec/day	Actual Load (million colonies/day)	Allowable Load (million colonies/day)
5439000	4/23/2006	34.7	34.7	0.3915	13.75	5543	46.9825%	Fecal		CFU/100 mL	200	283.2	86400	-	67,278.7
5439000	6/19/2006	34.7	34.7	0.3915	13.75	5543	46.9825%	Fecal		CFU/100 mL	200	283.2	86400	-	67,278.7
5439000	5/16/2007	34.7	34.7	0.3915	13.75	5543	46.9825%	Fecal		CFU/100 mL	200	283.2	86400	-	67,278.7
5439000	2/18/2017	34.7	34.7	0.3915	13.75	5543	46.9825%	Fecal		CFU/100 mL	200	283.2	86400	-	67,278.7
5439000	6/26/2017	34.7	34.7	0.3915	13.75	5543	46.9825%	Fecal		CFU/100 mL	200	283.2	86400	-	67,278.7
5439000	2/28/2021	34.7	34.7	0.3915	13.75	5543	46.9825%	Fecal		CFU/100 mL	200	283.2	86400	-	67,278.7
5439000	4/13/2004	34.6	34.6	0.3915	13.71	5551	47.0503%	Fecal		CFU/100 mL	200	283.2	86400	-	67,087.2
5439000	5/6/2004	34.6	34.6	0.3915	13.71	5551	47.0503%	Fecal		CFU/100 mL	200	283.2	86400	-	67,087.2
5439000	7/4/2011	34.6	34.6	0.3915	13.71	5551	47.0503%	Fecal		CFU/100 mL	200	283.2	86400	-	67,087.2
5439000	5/2/2012	34.6	34.6	0.3915	13.71	5551	47.0503%	Fecal		CFU/100 mL	200	283.2	86400	-	67,087.2
5439000	4/3/2013	34.6	34.6	0.3915	13.71	5551	47.0503%	Fecal		CFU/100 mL	200	283.2	86400	-	67,087.2
5439000	4/17/2018	34.6	34.6	0.3915	13.71	5551	47.0503%	Fecal		CFU/100 mL	200	283.2	86400	-	67,087.2
5439000	2/18/2002	34.5	34.5	0.3915	13.67	5557	47.1012%	Fecal		CFU/100 mL	200	283.2	86400	-	66,895.6
5439000	3/16/2005	34.5	34.5	0.3915	13.67	5557	47.1012%	Fecal		CFU/100 mL	200	283.2	86400	-	66,895.6
5439000	7/19/2012	34.5	34.5	0.3915	13.67	5557	47.1012%	Fecal		CFU/100 mL	200	283.2	86400	-	66,895.6
5439000	5/24/2014	34.5	34.5	0.3915	13.67	5557	47.1012%	Fecal		CFU/100 mL	200	283.2	86400	-	66,895.6
5439000	1/13/2017	34.5	34.5	0.3915	13.67	5557	47.1012%	Fecal		CFU/100 mL	200	283.2	86400	-	66,895.6
5439000	11/4/1993	34.4	34.4	0.3915	13.63	5562	47.1436%	Fecal		CFU/100 mL	200	283.2	86400	-	66,704.0
5439000	2/9/2010	34.4	34.4	0.3915	13.63	5562	47.1436%	Fecal		CFU/100 mL	200	283.2	86400	-	66,704.0
5439000	6/8/2010	34.4	34.4	0.3915	13.63	5562	47.1436%	Fecal		CFU/100 mL	200	283.2	86400	-	66,704.0
5439000	10/27/2016	34.4	34.4	0.3915	13.63	5562	47.1436%	Fecal		CFU/100 mL	200	283.2	86400	-	66,704.0
5439000	7/16/2018	34.4	34.4	0.3915	13.63	5562	47.1436%	Fecal		CFU/100 mL	200	283.2	86400	-	66,704.0
5439000	6/6/2003	34.3	34.3	0.3915	13.59	5567	47.1860%	Fecal		CFU/100 mL	200	283.2	86400	-	66,512.5
5439000	7/1/2004	34.3	34.3	0.3915	13.59	5567	47.1860%	Fecal		CFU/100 mL	200	283.2	86400	-	66,512.5
5439000	2/19/2012	34.3	34.3	0.3915	13.59	5567	47.1860%	Fecal		CFU/100 mL	200	283.2	86400	-	66,512.5
5439000	11/3/1993	34.2	34.2	0.3915	13.55	5570	47.2114%	Fecal		CFU/100 mL	200	283.2	86400	-	66,320.9
5439000	11/22/2009	34.2	34.2	0.3915	13.55	5570	47.2114%	Fecal		CFU/100 mL	200	283.2	86400	-	66,320.9
5439000	1/17/2010	34.2	34.2	0.3915	13.55	5570	47.2114%	Fecal		CFU/100 mL	200	283.2	86400	-	66,320.9
5439000	2/8/2010	34.2	34.2	0.3915	13.55	5570	47.2114%	Fecal		CFU/100 mL	200	283.2	86400	-	66,320.9
5439000	7/13/2020	34.2	34.2	0.3915	13.55	5570	47.2114%	Fecal		CFU/100 mL	200	283.2	86400	-	66,320.9
5439000	6/22/2006	34.1	34.1	0.3915	13.51	5575	47.2538%	Fecal		CFU/100 mL	200	283.2	86400	-	66,129.3
5439000	4/25/2014	34.1	34.1	0.3915	13.51	5575	47.2538%	Fecal		CFU/100 mL	200	283.2	86400	-	66,129.3
5439000	4/2/2018	34.1	34.1	0.3915	13.51	5575	47.2538%	Fecal		CFU/100 mL	200	283.2	86400	-	66,129.3
5439000	7/22/2021	34.1	34.1	0.3915	13.51	5575	47.2538%	Fecal		CFU/100 mL	200	283.2	86400	-	66,129.3
5439000	1/20/1990	34	34	0.3915	13.47	5579	47.2877%	Fecal		CFU/100 mL	200	283.2	86400	-	65,937.7
5439000	7/12/1990	34	34	0.3915	13.47	5579	47.2877%	Fecal		CFU/100 mL	200	283.2	86400	-	65,937.7
5439000	7/26/1990	34	34	0.3915	13.47	5579	47.2877%	Fecal		CFU/100 mL	200	283.2	86400	-	65,937.7
5439000	11/18/1990	34	34	0.3915	13.47	5579	47.2877%	Fecal		CFU/100 mL	200	283.2	86400	-	65,937.7
5439000	11/19/1990	34	34	0.3915	13.47	5579	47.2877%	Fecal		CFU/100 mL	200	283.2	86400	-	65,937.7
5439000	1/4/1991	34	34	0.3915	13.47	5579	47.2877%	Fecal		CFU/100 mL	200	283.2	86400	-	65,937.7
5439000	2/26/1991	34	34	0.3915	13.47	5579	47.2877%	Fecal		CFU/100 mL	200	283.2	86400	-	65,937.7
5439000	11/22/1991	34	34	0.3915	13.47	5579	47.2877%	Fecal		CFU/100 mL	200	283.2	86400	-	65,937.7
5439000	12/27/1991	34	34	0.3915	13.47	5579	47.2877%	Fecal		CFU/100 mL	200	283.2	86400	-	65,937.7
5439000	1/2/1992	34	34	0.3915	13.47	5579	47.2877%	Fecal		CFU/100 mL	200	283.2	86400	-	65,937.7
5439000	2/2/1992	34	34	0.3915	13.47	5579	47.2877%	Fecal		CFU/100 mL	200	283.2	86400	-	65,937.7
5439000	2/12/1992	34	34	0.3915	13.47	5579	47.2877%	Fecal		CFU/100 mL	200	283.2	86400	-	65,937.7
5439000	4/7/1992	34	34	0.3915	13.47	5579	47.2877%	Fecal		CFU/100 mL	200	283.2	86400	-	65,937.7
5439000	7/18/1992	34	34	0.3915	13.47	5579	47.2877%	Fecal		CFU/100 mL	200	283.2	86400	-	65,937.7
5439000	9/15/1992	34	34	0.3915	13.47	5579	47.2877%	Fecal		CFU/100 mL	200	283.2	86400	-	65,937.7
5439000	11/1/1992	34	34	0.3915	13.47	5579	47.2877%	Fecal		CFU/100 mL	200	283.2	86400	-	65,937.7
5439000	2/18/1993	34	34	0.3915	13.47	5579	47.2877%	Fecal		CFU/100 mL	200	283.2	86400	-	65,937.7
5439000	2/21/1993	34	34	0.3915	13.47	5579	47.2877%	Fecal		CFU/100 mL	200	283.2	86400	-	65,937.7
5439000	8/7/1993	34	34	0.3915	13.47	5579	47.2877%	Fecal		CFU/100 mL	200	283.2	86400	-	65,937.7
5439000	12/7/1995	34	34	0.3915	13.47	5579	47.2877%	Fecal		CFU/100 mL	200	283.2	86400	-	65,937.7
5439000	5/1/1996	34	34	0.3915	13.47	5579	47.2877%	Fecal		CFU/100 mL	200	283.2	86400	-	65,937.7
5439000	8/27/1996	34	34	0.3915	13.47	5579	47.2877%	Fecal		CFU/100 mL	200	283.2	86400	-	65,937.7
5439000	6/14/1997	34	34	0.3915	13.47	5579	47.2877%	Fecal		CFU/100 mL	200	283.2	86400	-	65,937.7
5439000	7/14/1998	34	34	0.3915	13.47	5579	47.2877%	Fecal		CFU/100 mL	200	283.2	86400	-	65,937.7
5439000	7/19/1998	34	34	0.3915	13.47	5579	47.2877%	Fecal		CFU/100 mL	200	283.2	86400	-	65,937.7
5439000	12/20/1998	34	34	0.3915	13.47	5579	47.2877%	Fecal		CFU/100 mL	200	283.2	86400	-	65,937.7
5439000	3/10/2000	34	34	0.3915	13.47	5579	47.2877%	Fecal		CFU/100 mL	200	283.2	86400	-	65,937.7
5439000	5/6/2000	34	34	0.3915	13.47	5579	47.2877%	Fecal		CFU/100 mL	200	283.2	86400	-	65,937.7
5439000	5/7/2000	34	34	0.3915	13.47	5579	47.2877%	Fecal		CFU/100 mL	200	283.2	86400	-	65,937.7
5439000	11/15/2000	34	34	0.3915	13.47	5579	47.2877%	Fecal		CFU/100 mL	200	283.2	86400	-	65,937.7
5439000	2/7/2001	34	34	0.3915	13.47	5579	47.2877%	Fecal		CFU/100 mL	200	283.2	86400	-	65,937.7
5439000	5/12/2001	34	34	0.3915	13.47	5579	47.2877%	Fecal		CFU/100 mL	200	283.2	86400	-	65,937.7
5439000	6/24/2001	34	34	0.3915	13.47	5579	47.2877%	Fecal		CFU/100 mL	200	283.2	86400	-	65,937.7
5439000	1/25/2008	34	34	0.3915	13.47	5579	47.2877%	Fecal		CFU/100 mL	200	283.2	86400	-	65,937.7
5439000	1/27/2008	34	34	0.3915	13.47	5579	47.2877%	Fecal		CFU/100 mL	200	283.2	86400	-	65,937.7
5439000	6/24/2020	34	34	0.3915	13.47	5579	47.2877%	Fecal		CFU/100 mL	200	283.2	86400	-	65,937.7
5439000	11/1/1993	33.9	33.9	0.3915	13.43	5615	47.5928%	Fecal		CFU/100 mL	200	283.2	86400	-	65,746.2
5439000	2/15/2008	33.9	33.9	0.3915	13.43	5615	47.5928%	Fecal		CFU/100 mL	200	283.2	86400	-	65,746.2
5439000	4/7/2015	33.9	33.9	0.3915	13.43	5615	47.5928%	Fecal		CFU/100 mL	200	283.2	86400	-	65,746.2
5439000	11/8/2018	33.9	33.9	0.3915	13.43	5615	47.5928%	Fecal		CFU/100 mL	200	283.2	86400	-	65,746.2
5439000	6/7/2003	33.8	33.8	0.3915	13.40	5619	47.6267%	Fecal		CFU/100 mL	200	283.2	86400	-	65,554.6
5439000	7/11/2010	33.8	33.8	0.3915	13.40	5619	47.6267%	Fecal		CFU/100 mL	200	283.2	86400	-	65,554.6
5439000	12/12/2016	33.8	33.8	0.3915	13.40	5619	47.6267%	Fecal		CFU/100 mL	200	283.2	86400	-	65,554.6
5439000	7/12/2017	33.8	33.8	0.3915	13.40	5619	47.6267%	Fecal		CFU/100 mL	200	283.2	86400	-	65,554.6
5439000	1/30/2018	33.8	33.8	0.3915	13.40	5619	47.6267%	Fecal		CFU/100 mL	200	283.2	86400	-	65,554.6
5439000	7/27/2015	33.7	33.7	0.3915	13.36	5624	47.6691%	Fecal		CFU/100 mL	200	283.2	86400	-	65,363.0
5439000	7/2/2016	33.7	33.7	0.3915	13.36	5624	47.6691%	Fecal		CFU/100 mL	200	283.2	86400	-	65,363.0
5439000	4/26/2021	33.7	33.7	0.3915	13.36	5624	47.6691%	Fecal		CFU/100 mL	200	283.2	86400	-	65,363.0
5439000	11/6/1993	33.6	33.6	0.3915	13.32	5627	47.6945%	Fecal		CFU/100 mL	200	283.2	86400	-	65,171.4
5439000	5/5/2008	33.6	33.6	0.3915	13.32	5627	47.6945%	Fecal		CFU/100 mL	200	283.2	86400	-	65,171.4
5439000	6/9/2010	33.6	33.6	0.3915	13.32	5627	47.6945%	Fecal		CFU/100 mL	200	283.2	86400	-	65,171.4
5439000	8/14/2010	33.6	33.6	0.3915	13.32	5627	47.6945%	Fecal		CFU/100 mL	200	283.2	86400	-	65,171.4
5439000	3/18/2005	33.5	33.5	0.3915	13.28	5631	47.7284%	Fecal		CFU/100 mL	200	283.2	86400	-	64,979.9
5439000	9/18/2007	33.5	33.5	0.3915	13.28	5631	47.7284%	Fecal		CFU/100 mL	200	283.2	86400	-	64,979.9
5439000	2/19/2017	33.5	33.5	0.3915	13.28	5631	47.7284%	Fecal		CFU/100 mL	200	283.2	86400	-	64,979.9
5439000	11/30/2001	33.4	33.4	0.3915	13.24	5634	47.7539%	Fecal		CFU/100 mL	200	283.2	86400	-	64,788.3
5439000	5/4/2010	33.4	33.4	0.3915	13.24	5634	47.7539%	Fecal		CFU/100 mL	200	283.2	86400	-	64,788.3
5439000	7/9/2010	33.4	33.4	0.3915	13.24	5634	47.7539%	Fecal		CFU/100 mL	200	283.2	86400	-	64,788.3
5439000	8/19/2016	33.4	33.4	0.3915	13.24	5634	47.7539%	Fecal		CFU/100 mL	200	283.2	86400	-	64,788.3
5439000	11/25/2018	33.4	33.4	0.3915	13.24	5634	47.7539%	Fecal		CFU/100 mL	200	283.2	86400	-	64,788.3
5439000	11/12/1993	33.3	33.3	0.3915	13.20	5639	47.7962%	Fecal		CFU/100 mL	200	283.2	86400	-	64,596.7
5439000	8/20/2005	33.3	33.3	0.3915	13.20	5639	47.7962%	Fecal		CFU/100 mL	200	283.2	86400	-	64,596.7
5439000	11/26/2008	33.3	33.3	0.3915	13.20	5639	47.7962%	Fecal		CFU/100 mL	200	283.2	86400	-	64,596.7
5439000	1/18/2010	33.3	33.3	0.3915	13.20	5639	47.7962%	Fecal		CFU/100 mL	200	283.2	86400	-	64,596.7
5439000	5/29/2012	33.3	33.3	0.3915	13.20	5639	47.7962%	Fecal		CFU/100 mL	200	283.2	86400	-	64,596.7
5439000	4/24/2012	33.2	33.2	0.3915	13.16	5644	47.8386%	Fecal		CFU/100 mL	200	283.2	86400	-	64,405.1
5439000	12/9/2017	33.2	33.2	0.3915	13.16	5644	47.8386%	Fecal		CFU/100 mL	200	283.2	86400	-	64,405.1
5439000	11/26/2014	33.1	33.1	0.3915	13.12	5646	47.8556%	Fecal		CFU/100 mL	200	283.2	86400	-	64,213.6
5439000	7/20/2018	33.1	33.1	0.3915	13.12	5646	47.8556%	Fecal		CFU/100 mL	200	283.2	86400	-	64,213.6
5439000	2/26/2022	88.6	88.6	0.1459	13.09	5648	47.8725%	Fecal		CFU/100 mL	200	283.2	86400	-	64,077.0
5439000	8/15/1990	33	33	0.3915	13.08	5649	47.8810%	Fecal		CFU/100 mL	200	283.2	86400	-	64,022.0
5439000	1/6/1991	33	33	0.3915	13.08	5649	47.8810%	Fecal		CFU/100 mL	200	283.2	86400	-	64,022.0
5439000	2/25/1991	33	33	0.3915	13.08	5649	47.8810%	Fecal		CFU/100 mL	200	283.2	86400	-	64,022.0
5439000	3/10/1991	33	33	0.3915	13.08	5649	47.8810%	Fecal		CFU/100 mL	200	283.2	86400	-	64,022.0
5439000	3/12/1991	33	33	0.3915	13.08	5649	47.8810%	Fecal		CFU/100 mL	200	283.2	86400	-	64,022.0
5439000	6/20/1991	33	33	0.3915	13.08	5649	47.8810%	Fecal		CFU/100 mL	200	283.2	86400	-	64,022.0
5439000	11/15/1991	33	33	0.3915	13.08	5649	47.8810%	Fecal		CFU/100 mL	200	283.2	86400	-	64,022.0
5439000	1/4/1992	33	33	0.3915	13.08	5649	47.8810%	Fecal		CFU/100 mL	200	283.2	86400	-	64,022.0
5439000	1/7/1992	33	33	0.3915	13.08	5649	47.8810%	Fecal		CFU/100 mL	200	283.2	86400	-	64,022.0
5439000	2/6/1992	33	33	0.3915	13.08	5649	47.8810%	Fecal		CFU/100 mL	200	283.2	86400	-	64,022.0
5439000	2/22/1993	33	33	0.3915	13.08	5649	47.8810%	Fecal		CFU/100 mL	200	283.2	86400	-	64,022.0
5439000	7/16/1993	33	33	0.3915	13.08	5649	47.8810%	Fecal		CFU/100 mL	200	283.2	86400	-	64,022.0
5439000	11/2/1993	33	33	0.3915	13.08	5649	47.8810%	Fecal		CFU/100 mL	200	283.2	86400	-	64,022.0
5439000	11/28/1993	33	33	0.3915	13.08	5649	47.8810%	Fecal		CFU/100 mL	200	283.2	86400	-	64,022.0
5439000	2/13/1995	33	33	0.3915	13.08	5649	47.8810%	Fecal		CFU/100 mL	200	283.2	86400	-	64,022.0
5439000	4/29/1996	33	33	0.3915	13.08	5649	47.8810%	Fecal		CFU/100 mL	200	283.2	86400	-	64,022.0
5439000	6/7/1997	33	33	0.3915	13.08	5649	47.8810%	Fecal		CFU/100 mL	200	283.2	86400	-	64,022.0
5439000	11/3/1998	33	33	0.3915	13.08	5649	47.8810%	Fecal		CFU/100 mL	200	283.2	86400	-	64,022.0
5439000	11/25/1998	33	33	0.3915	13.08	5649	47.8810%	Fecal		CFU/100 mL	200	283.2	86400	-	64,022.0
5439000	11/30/1998	33	33	0.3915	13.08	5649	47.8810%	Fecal		CFU/100 mL	200	283.2	86400	-	64,022.0
5439000	4/7/1999	33	33	0.3915	13.08	5649	47.8810%	Fecal		CFU/100 mL	200	283.2	86400	-	64,022.0
5439000	7/4/1999	33	33	0.3915	13.08	5649	47.8810%	Fecal		CFU/100 mL	200	283.2	86400	-	64,022.0

Gage ID	Date	Discharge (CFS)	Gage Discharge (less Surrogate NPDES) (CFS)	Watershed Area Ratio	Calculated flow (CFS)	Rank	Flow Exceedance %	Parameter	Results	Units (mg or micro_gram	Limit/Standard	100mL/CF	sec/day	Actual Load (million colonies/day)	Allowable Load (million colonies/day)
5439000	3/11/2000	33	33	0.3915	13.08	5649	47.8810%	Fecal		CFU/100 mL	200	283.2	86400	-	64,022.0
5439000	3/20/2000	33	33	0.3915	13.08	5649	47.8810%	Fecal		CFU/100 mL	200	283.2	86400	-	64,022.0
5439000	5/24/2000	33	33	0.3915	13.08	5649	47.8810%	Fecal		CFU/100 mL	200	283.2	86400	-	64,022.0
5439000	10/6/2000	33	33	0.3915	13.08	5649	47.8810%	Fecal		CFU/100 mL	200	283.2	86400	-	64,022.0
5439000	11/16/2000	33	33	0.3915	13.08	5649	47.8810%	Fecal		CFU/100 mL	200	283.2	86400	-	64,022.0
5439000	5/9/2001	33	33	0.3915	13.08	5649	47.8810%	Fecal		CFU/100 mL	200	283.2	86400	-	64,022.0
5439000	5/15/2001	33	33	0.3915	13.08	5649	47.8810%	Fecal		CFU/100 mL	200	283.2	86400	-	64,022.0
5439000	5/26/2001	33	33	0.3915	13.08	5649	47.8810%	Fecal		CFU/100 mL	200	283.2	86400	-	64,022.0
5439000	12/15/2001	33	33	0.3915	13.08	5649	47.8810%	Fecal		CFU/100 mL	200	283.2	86400	-	64,022.0
5439000	9/5/2006	33	33	0.3915	13.08	5649	47.8810%	Fecal		CFU/100 mL	200	283.2	86400	-	64,022.0
5439000	1/28/2008	33	33	0.3915	13.08	5649	47.8810%	Fecal		CFU/100 mL	200	283.2	86400	-	64,022.0
5439000	1/29/2008	33	33	0.3915	13.08	5649	47.8810%	Fecal		CFU/100 mL	200	283.2	86400	-	64,022.0
5439000	2/2/2008	33	33	0.3915	13.08	5649	47.8810%	Fecal		CFU/100 mL	200	283.2	86400	-	64,022.0
5439000	2/20/2012	33	33	0.3915	13.08	5649	47.8810%	Fecal		CFU/100 mL	200	283.2	86400	-	64,022.0
5439000	12/7/2017	33	33	0.3915	13.08	5649	47.8810%	Fecal		CFU/100 mL	200	283.2	86400	-	64,022.0
5439000	9/9/2020	33	33	0.3915	13.08	5649	47.8810%	Fecal		CFU/100 mL	200	283.2	86400	-	64,022.0
5439000	10/23/2020	33	33	0.3915	13.08	5649	47.8810%	Fecal		CFU/100 mL	200	283.2	86400	-	64,022.0
5439000	4/13/2005	32.9	32.9	0.3915	13.04	5688	48.2116%	Fecal		CFU/100 mL	200	283.2	86400	-	63,830.4
5439000	6/21/2006	32.9	32.9	0.3915	13.04	5688	48.2116%	Fecal		CFU/100 mL	200	283.2	86400	-	63,830.4
5439000	1/25/2007	32.9	32.9	0.3915	13.04	5688	48.2116%	Fecal		CFU/100 mL	200	283.2	86400	-	63,830.4
5439000	7/25/2008	32.9	32.9	0.3915	13.04	5688	48.2116%	Fecal		CFU/100 mL	200	283.2	86400	-	63,830.4
5439000	11/23/2009	32.9	32.9	0.3915	13.04	5688	48.2116%	Fecal		CFU/100 mL	200	283.2	86400	-	63,830.4
5439000	3/3/2022	88.1	88.1	0.1459	13.02	5693	48.2539%	Fecal		CFU/100 mL	200	283.2	86400	-	63,720.0
5439000	6/28/2008	32.8	32.8	0.3915	13.00	5694	48.2624%	Fecal		CFU/100 mL	200	283.2	86400	-	63,638.9
5439000	5/28/2012	32.8	32.8	0.3915	13.00	5694	48.2624%	Fecal		CFU/100 mL	200	283.2	86400	-	63,638.9
5439000	12/23/2018	32.8	32.8	0.3915	13.00	5694	48.2624%	Fecal		CFU/100 mL	200	283.2	86400	-	63,638.9
5439000	7/2/2020	32.8	32.8	0.3915	13.00	5694	48.2624%	Fecal		CFU/100 mL	200	283.2	86400	-	63,638.9
5439000	6/17/2021	32.8	32.8	0.3915	13.00	5694	48.2624%	Fecal		CFU/100 mL	200	283.2	86400	-	63,638.9
5439000	3/21/2004	32.7	32.7	0.3915	12.97	5699	48.3048%	Fecal		CFU/100 mL	200	283.2	86400	-	63,447.3
5439000	4/14/2004	32.7	32.7	0.3915	12.97	5699	48.3048%	Fecal		CFU/100 mL	200	283.2	86400	-	63,447.3
5439000	10/22/2009	32.7	32.7	0.3915	12.97	5699	48.3048%	Fecal		CFU/100 mL	200	283.2	86400	-	63,447.3
5439000	4/26/2012	32.7	32.7	0.3915	12.97	5699	48.3048%	Fecal		CFU/100 mL	200	283.2	86400	-	63,447.3
5439000	4/18/2018	32.7	32.7	0.3915	12.97	5699	48.3048%	Fecal		CFU/100 mL	200	283.2	86400	-	63,447.3
5439000	2/18/2018	32.6	32.6	0.3915	12.93	5704	48.3472%	Fecal		CFU/100 mL	200	283.2	86400	-	63,255.7
5439000	2/16/2022	32.6	32.6	0.3915	12.93	5704	48.3472%	Fecal		CFU/100 mL	200	283.2	86400	-	63,255.7
5439000	11/15/1993	32.5	32.5	0.3915	12.89	5706	48.3641%	Fecal		CFU/100 mL	200	283.2	86400	-	63,064.1
5439000	6/25/2007	32.5	32.5	0.3915	12.89	5706	48.3641%	Fecal		CFU/100 mL	200	283.2	86400	-	63,064.1
5439000	1/14/2009	32.5	32.5	0.3915	12.89	5706	48.3641%	Fecal		CFU/100 mL	200	283.2	86400	-	63,064.1
5439000	1/15/2009	32.5	32.5	0.3915	12.89	5706	48.3641%	Fecal		CFU/100 mL	200	283.2	86400	-	63,064.1
5439000	1/18/2009	32.5	32.5	0.3915	12.89	5706	48.3641%	Fecal		CFU/100 mL	200	283.2	86400	-	63,064.1
5439000	1/12/2017	32.5	32.5	0.3915	12.89	5706	48.3641%	Fecal		CFU/100 mL	200	283.2	86400	-	63,064.1
5439000	11/13/2017	32.5	32.5	0.3915	12.89	5706	48.3641%	Fecal		CFU/100 mL	200	283.2	86400	-	63,064.1
5439000	7/14/2019	32.5	32.5	0.3915	12.89	5706	48.3641%	Fecal		CFU/100 mL	200	283.2	86400	-	63,064.1
5439000	5/7/2004	32.4	32.4	0.3915	12.85	5714	48.4319%	Fecal		CFU/100 mL	200	283.2	86400	-	62,872.6
5439000	6/3/2006	32.4	32.4	0.3915	12.85	5714	48.4319%	Fecal		CFU/100 mL	200	283.2	86400	-	62,872.6
5439000	6/8/2021	32.4	32.4	0.3915	12.85	5714	48.4319%	Fecal		CFU/100 mL	200	283.2	86400	-	62,872.6
5439000	6/9/2021	32.4	32.4	0.3915	12.85	5714	48.4319%	Fecal		CFU/100 mL	200	283.2	86400	-	62,872.6
5439000	5/6/2008	32.3	32.3	0.3915	12.81	5718	48.4658%	Fecal		CFU/100 mL	200	283.2	86400	-	62,681.0
5439000	11/27/2008	32.3	32.3	0.3915	12.81	5718	48.4658%	Fecal		CFU/100 mL	200	283.2	86400	-	62,681.0
5439000	5/5/2010	32.3	32.3	0.3915	12.81	5718	48.4658%	Fecal		CFU/100 mL	200	283.2	86400	-	62,681.0
5439000	8/1/2010	32.3	32.3	0.3915	12.81	5718	48.4658%	Fecal		CFU/100 mL	200	283.2	86400	-	62,681.0
5439000	4/14/1994	32.2	32.2	0.3915	12.77	5722	48.4997%	Fecal		CFU/100 mL	200	283.2	86400	-	62,489.4
5439000	6/5/2021	32.1	32.1	0.3915	12.73	5723	48.5082%	Fecal		CFU/100 mL	200	283.2	86400	-	62,297.8
5439000	1/9/1990	32	32	0.3915	12.69	5724	48.5167%	Fecal		CFU/100 mL	200	283.2	86400	-	62,106.3
5439000	1/10/1990	32	32	0.3915	12.69	5724	48.5167%	Fecal		CFU/100 mL	200	283.2	86400	-	62,106.3
5439000	7/16/1990	32	32	0.3915	12.69	5724	48.5167%	Fecal		CFU/100 mL	200	283.2	86400	-	62,106.3
5439000	7/27/1990	32	32	0.3915	12.69	5724	48.5167%	Fecal		CFU/100 mL	200	283.2	86400	-	62,106.3
5439000	7/30/1990	32	32	0.3915	12.69	5724	48.5167%	Fecal		CFU/100 mL	200	283.2	86400	-	62,106.3
5439000	10/20/1990	32	32	0.3915	12.69	5724	48.5167%	Fecal		CFU/100 mL	200	283.2	86400	-	62,106.3
5439000	11/22/1990	32	32	0.3915	12.69	5724	48.5167%	Fecal		CFU/100 mL	200	283.2	86400	-	62,106.3
5439000	1/8/1991	32	32	0.3915	12.69	5724	48.5167%	Fecal		CFU/100 mL	200	283.2	86400	-	62,106.3
5439000	3/11/1991	32	32	0.3915	12.69	5724	48.5167%	Fecal		CFU/100 mL	200	283.2	86400	-	62,106.3
5439000	12/30/1991	32	32	0.3915	12.69	5724	48.5167%	Fecal		CFU/100 mL	200	283.2	86400	-	62,106.3
5439000	1/5/1992	32	32	0.3915	12.69	5724	48.5167%	Fecal		CFU/100 mL	200	283.2	86400	-	62,106.3
5439000	2/5/1992	32	32	0.3915	12.69	5724	48.5167%	Fecal		CFU/100 mL	200	283.2	86400	-	62,106.3
5439000	4/9/1992	32	32	0.3915	12.69	5724	48.5167%	Fecal		CFU/100 mL	200	283.2	86400	-	62,106.3
5439000	9/16/1992	32	32	0.3915	12.69	5724	48.5167%	Fecal		CFU/100 mL	200	283.2	86400	-	62,106.3
5439000	2/15/1993	32	32	0.3915	12.69	5724	48.5167%	Fecal		CFU/100 mL	200	283.2	86400	-	62,106.3
5439000	2/17/1993	32	32	0.3915	12.69	5724	48.5167%	Fecal		CFU/100 mL	200	283.2	86400	-	62,106.3
5439000	2/24/1993	32	32	0.3915	12.69	5724	48.5167%	Fecal		CFU/100 mL	200	283.2	86400	-	62,106.3
5439000	9/6/1993	32	32	0.3915	12.69	5724	48.5167%	Fecal		CFU/100 mL	200	283.2	86400	-	62,106.3
5439000	11/14/1993	32	32	0.3915	12.69	5724	48.5167%	Fecal		CFU/100 mL	200	283.2	86400	-	62,106.3
5439000	2/14/1995	32	32	0.3915	12.69	5724	48.5167%	Fecal		CFU/100 mL	200	283.2	86400	-	62,106.3
5439000	2/15/1995	32	32	0.3915	12.69	5724	48.5167%	Fecal		CFU/100 mL	200	283.2	86400	-	62,106.3
5439000	3/4/1995	32	32	0.3915	12.69	5724	48.5167%	Fecal		CFU/100 mL	200	283.2	86400	-	62,106.3
5439000	3/5/1995	32	32	0.3915	12.69	5724	48.5167%	Fecal		CFU/100 mL	200	283.2	86400	-	62,106.3
5439000	7/2/1995	32	32	0.3915	12.69	5724	48.5167%	Fecal		CFU/100 mL	200	283.2	86400	-	62,106.3
5439000	11/29/1995	32	32	0.3915	12.69	5724	48.5167%	Fecal		CFU/100 mL	200	283.2	86400	-	62,106.3
5439000	4/19/1996	32	32	0.3915	12.69	5724	48.5167%	Fecal		CFU/100 mL	200	283.2	86400	-	62,106.3
5439000	7/9/1996	32	32	0.3915	12.69	5724	48.5167%	Fecal		CFU/100 mL	200	283.2	86400	-	62,106.3
5439000	12/18/1996	32	32	0.3915	12.69	5724	48.5167%	Fecal		CFU/100 mL	200	283.2	86400	-	62,106.3
5439000	1/3/1997	32	32	0.3915	12.69	5724	48.5167%	Fecal		CFU/100 mL	200	283.2	86400	-	62,106.3
5439000	6/29/1997	32	32	0.3915	12.69	5724	48.5167%	Fecal		CFU/100 mL	200	283.2	86400	-	62,106.3
5439000	7/2/1998	32	32	0.3915	12.69	5724	48.5167%	Fecal		CFU/100 mL	200	283.2	86400	-	62,106.3
5439000	8/4/1998	32	32	0.3915	12.69	5724	48.5167%	Fecal		CFU/100 mL	200	283.2	86400	-	62,106.3
5439000	3/12/2000	32	32	0.3915	12.69	5724	48.5167%	Fecal		CFU/100 mL	200	283.2	86400	-	62,106.3
5439000	8/9/2000	32	32	0.3915	12.69	5724	48.5167%	Fecal		CFU/100 mL	200	283.2	86400	-	62,106.3
5439000	5/14/2001	32	32	0.3915	12.69	5724	48.5167%	Fecal		CFU/100 mL	200	283.2	86400	-	62,106.3
5439000	5/30/2001	32	32	0.3915	12.69	5724	48.5167%	Fecal		CFU/100 mL	200	283.2	86400	-	62,106.3
5439000	4/6/2005	32	32	0.3915	12.69	5724	48.5167%	Fecal		CFU/100 mL	200	283.2	86400	-	62,106.3
5439000	1/30/2008	32	32	0.3915	12.69	5724	48.5167%	Fecal		CFU/100 mL	200	283.2	86400	-	62,106.3
5439000	2/1/2008	32	32	0.3915	12.69	5724	48.5167%	Fecal		CFU/100 mL	200	283.2	86400	-	62,106.3
5439000	2/3/2008	32	32	0.3915	12.69	5724	48.5167%	Fecal		CFU/100 mL	200	283.2	86400	-	62,106.3
5439000	11/30/2008	32	32	0.3915	12.69	5724	48.5167%	Fecal		CFU/100 mL	200	283.2	86400	-	62,106.3
5439000	1/19/2010	32	32	0.3915	12.69	5724	48.5167%	Fecal		CFU/100 mL	200	283.2	86400	-	62,106.3
5439000	4/3/2012	32	32	0.3915	12.69	5724	48.5167%	Fecal		CFU/100 mL	200	283.2	86400	-	62,106.3
5439000	2/12/2016	32	32	0.3915	12.69	5724	48.5167%	Fecal		CFU/100 mL	200	283.2	86400	-	62,106.3
5439000	4/6/2018	32	32	0.3915	12.69	5724	48.5167%	Fecal		CFU/100 mL	200	283.2	86400	-	62,106.3
5439000	3/27/2022	85.7	85.7	0.1459	12.67	5769	48.8981%	Fecal		CFU/100 mL	200	283.2	86400	-	62,006.0
5439000	4/6/1994	31.9	31.9	0.3915	12.65	5770	48.9066%	Fecal		CFU/100 mL	200	283.2	86400	-	61,914.7
5439000	10/22/2008	31.9	31.9	0.3915	12.65	5770	48.9066%	Fecal		CFU/100 mL	200	283.2	86400	-	61,914.7
5439000	7/5/2011	31.9	31.9	0.3915	12.65	5770	48.9066%	Fecal		CFU/100 mL	200	283.2	86400	-	61,914.7
5439000	7/23/2014	31.9	31.9	0.3915	12.65	5770	48.9066%	Fecal		CFU/100 mL	200	283.2	86400	-	61,914.7
5439000	11/2/2015	31.9	31.9	0.3915	12.65	5770	48.9066%	Fecal		CFU/100 mL	200	283.2	86400	-	61,914.7
5439000	6/18/2021	31.9	31.9	0.3915	12.65	5770	48.9066%	Fecal		CFU/100 mL	200	283.2	86400	-	61,914.7
5439000	11/24/2001	31.8	31.8	0.3915	12.61	5776	48.9575%	Fecal		CFU/100 mL	200	283.2	86400	-	61,723.1
5439000	12/1/2008	31.8	31.8	0.3915	12.61	5776	48.9575%	Fecal		CFU/100 mL	200	283.2	86400	-	61,723.1
5439000	4/25/2012	31.8	31.8	0.3915	12.61	5776	48.9575%	Fecal		CFU/100 mL	200	283.2	86400	-	61,723.1
5439000	3/8/2016	31.8	31.8	0.3915	12.61	5776	48.9575%	Fecal		CFU/100 mL	200	283.2	86400	-	61,723.1
5439000	10/30/2001	31.7	31.7	0.3915	12.57	5780	48.9914%	Fecal		CFU/100 mL	200	283.2	86400	-	61,531.5
5439000	12/17/2001	31.7	31.7	0.3915	12.57	5780	48.9914%	Fecal		CFU/100 mL	200	283.2	86400	-	61,531.5
5439000	11/27/2004	31.7	31.7	0.3915	12.57	5780	48.9914%	Fecal		CFU/100 mL	200	283.2	86400	-	61,531.5
5439000	1/23/2007	31.7	31.7	0.3915	12.57	5780	48.9914%	Fecal		CFU/100 mL	200	283.2	86400	-	61,531.5
5439000	6/11/2007	31.7	31.7	0.3915	12.57	5780	48.9914%	Fecal		CFU/100 mL	200	283.2	86400	-	61,531.5
5439000	7/16/2013	31.7	31.7	0.3915	12.57	5780	48.9914%	Fecal		CFU/100 mL	200	283.2	86400	-	61,531.5
5439000	10/19/2014	31.7	31.7	0.3915	12.57	5780	48.9914%	Fecal		CFU/100 mL	200	283.2	86400	-	61,531.5
5439000	4/19/2018	31.7	31.7	0.3915	12.57	5780	48.9914%	Fecal		CFU/100 mL	200	283.2	86400	-	61,531.5
5439000	6/7/2018	31.7	31.7	0.3915	12.57	5780	48.9914%	Fecal		CFU/100 mL	200	283.2	86400	-	61,531.5
5439000	6/29/2002	31.6	31.6	0.3915	12.53	5789	49.0676%	Fecal		CFU/100 mL	200	283.2	86400	-	61,340.0
5439000	5/30/2013	31.6	31.6	0.3915	12.53	5789	49.0676%	Fecal		CFU/100 mL	200	283.2	86400	-	61,340.0
5439000	12/13/1993	31.5	31.5	0.3915	12.50	5791	49.0846%	Fecal		CFU/100 mL	200	283.2	86400	-	61,148.4
5439000	7/13/2003	31.5	31.5	0.3915	12.50	5791	49.0846%	Fecal		CFU/100 mL	200	283.2	86400	-	61,148.4
5439000	6/20/2006	31.5	31.5	0.3915	12.50	5791	49.0846%	Fecal		CFU/100 mL	200	283.2	86400	-	61,148.4
5439000	5/17/2007	31.5	31.5	0.3915	12.50	5791	49.0846%	Fecal		CFU/100 mL	200	283.2	86400	-	61,148.4
5439000	1/20/2010	31.5	31.5	0.3915	12.50	5791	49.0846%	Fecal		CFU/100 mL	200	283.2	86400	-	61,148.4
5439000	11/24/2011	31.5	31.5	0.3915	12.50	5791	49.0846%	Fecal		CFU/100 mL	200	283.2	86400	-	61,148.4

Gage ID	Date	Discharge (CFS)	Gage Discharge (less Surrogate NPDES) (CFS)	Watershed Area Ratio	Calculated flow (CFS)	Rank	Flow Exceedance %	Parameter	Results	Units (mg or micro_gram	Limit/Standard	100mL/CF	sec/day	Actual Load (million colonies/day)	Allowable Load (million colonies/day)
5439000	5/3/2012	31.5	31.5	0.3915	12.50	5791	49.0846%	Fecal		CFU/100 mL	200	283.2	86400	-	61,148.4
5439000	11/17/2013	31.5	31.5	0.3915	12.50	5791	49.0846%	Fecal		CFU/100 mL	200	283.2	86400	-	61,148.4
5439000	11/1/2015	31.5	31.5	0.3915	12.50	5791	49.0846%	Fecal		CFU/100 mL	200	283.2	86400	-	61,148.4
5439000	6/24/2008	31.4	31.4	0.3915	12.46	5800	49.1609%	Fecal		CFU/100 mL	200	283.2	86400	-	60,956.8
5439000	6/26/2008	31.4	31.4	0.3915	12.46	5800	49.1609%	Fecal		CFU/100 mL	200	283.2	86400	-	60,956.8
5439000	2/22/2010	31.4	31.4	0.3915	12.46	5800	49.1609%	Fecal		CFU/100 mL	200	283.2	86400	-	60,956.8
5439000	8/24/2016	31.4	31.4	0.3915	12.46	5800	49.1609%	Fecal		CFU/100 mL	200	283.2	86400	-	60,956.8
5439000	3/23/2005	31.3	31.3	0.3915	12.42	5804	49.1948%	Fecal		CFU/100 mL	200	283.2	86400	-	60,765.3
5439000	3/16/2006	31.3	31.3	0.3915	12.42	5804	49.1948%	Fecal		CFU/100 mL	200	283.2	86400	-	60,765.3
5439000	4/24/2006	31.3	31.3	0.3915	12.42	5804	49.1948%	Fecal		CFU/100 mL	200	283.2	86400	-	60,765.3
5439000	6/29/2008	31.3	31.3	0.3915	12.42	5804	49.1948%	Fecal		CFU/100 mL	200	283.2	86400	-	60,765.3
5439000	12/23/2009	31.3	31.3	0.3915	12.42	5804	49.1948%	Fecal		CFU/100 mL	200	283.2	86400	-	60,765.3
5439000	5/29/2013	31.3	31.3	0.3915	12.42	5804	49.1948%	Fecal		CFU/100 mL	200	283.2	86400	-	60,765.3
5439000	6/30/2017	31.3	31.3	0.3915	12.42	5804	49.1948%	Fecal		CFU/100 mL	200	283.2	86400	-	60,765.3
5439000	7/15/2003	31.2	31.2	0.3915	12.38	5811	49.2541%	Fecal		CFU/100 mL	200	283.2	86400	-	60,573.7
5439000	7/2/2004	31.2	31.2	0.3915	12.38	5811	49.2541%	Fecal		CFU/100 mL	200	283.2	86400	-	60,573.7
5439000	4/23/2012	31.2	31.2	0.3915	12.38	5811	49.2541%	Fecal		CFU/100 mL	200	283.2	86400	-	60,573.7
5439000	7/28/2015	31.2	31.2	0.3915	12.38	5811	49.2541%	Fecal		CFU/100 mL	200	283.2	86400	-	60,573.7
5439000	4/12/2022	83.6	83.6	0.1459	12.36	5815	49.2880%	Fecal		CFU/100 mL	200	283.2	86400	-	60,506.2
5439000	6/22/2007	31.1	31.1	0.3915	12.34	5816	49.2965%	Fecal		CFU/100 mL	200	283.2	86400	-	60,382.1
5439000	1/21/2010	31.1	31.1	0.3915	12.34	5816	49.2965%	Fecal		CFU/100 mL	200	283.2	86400	-	60,382.1
5439000	7/14/2010	31.1	31.1	0.3915	12.34	5816	49.2965%	Fecal		CFU/100 mL	200	283.2	86400	-	60,382.1
5439000	5/30/2012	31.1	31.1	0.3915	12.34	5816	49.2965%	Fecal		CFU/100 mL	200	283.2	86400	-	60,382.1
5439000	1/25/1990	31	31	0.3915	12.30	5820	49.3304%	Fecal		CFU/100 mL	200	283.2	86400	-	60,190.5
5439000	7/15/1990	31	31	0.3915	12.30	5820	49.3304%	Fecal		CFU/100 mL	200	283.2	86400	-	60,190.5
5439000	11/20/1990	31	31	0.3915	12.30	5820	49.3304%	Fecal		CFU/100 mL	200	283.2	86400	-	60,190.5
5439000	1/11/1991	31	31	0.3915	12.30	5820	49.3304%	Fecal		CFU/100 mL	200	283.2	86400	-	60,190.5
5439000	2/27/1991	31	31	0.3915	12.30	5820	49.3304%	Fecal		CFU/100 mL	200	283.2	86400	-	60,190.5
5439000	6/21/1991	31	31	0.3915	12.30	5820	49.3304%	Fecal		CFU/100 mL	200	283.2	86400	-	60,190.5
5439000	6/22/1991	31	31	0.3915	12.30	5820	49.3304%	Fecal		CFU/100 mL	200	283.2	86400	-	60,190.5
5439000	11/23/1991	31	31	0.3915	12.30	5820	49.3304%	Fecal		CFU/100 mL	200	283.2	86400	-	60,190.5
5439000	5/14/1992	31	31	0.3915	12.30	5820	49.3304%	Fecal		CFU/100 mL	200	283.2	86400	-	60,190.5
5439000	9/13/1992	31	31	0.3915	12.30	5820	49.3304%	Fecal		CFU/100 mL	200	283.2	86400	-	60,190.5
5439000	2/23/1993	31	31	0.3915	12.30	5820	49.3304%	Fecal		CFU/100 mL	200	283.2	86400	-	60,190.5
5439000	2/25/1993	31	31	0.3915	12.30	5820	49.3304%	Fecal		CFU/100 mL	200	283.2	86400	-	60,190.5
5439000	2/26/1993	31	31	0.3915	12.30	5820	49.3304%	Fecal		CFU/100 mL	200	283.2	86400	-	60,190.5
5439000	7/17/1993	31	31	0.3915	12.30	5820	49.3304%	Fecal		CFU/100 mL	200	283.2	86400	-	60,190.5
5439000	8/9/1993	31	31	0.3915	12.30	5820	49.3304%	Fecal		CFU/100 mL	200	283.2	86400	-	60,190.5
5439000	8/10/1993	31	31	0.3915	12.30	5820	49.3304%	Fecal		CFU/100 mL	200	283.2	86400	-	60,190.5
5439000	7/10/1995	31	31	0.3915	12.30	5820	49.3304%	Fecal		CFU/100 mL	200	283.2	86400	-	60,190.5
5439000	6/8/1997	31	31	0.3915	12.30	5820	49.3304%	Fecal		CFU/100 mL	200	283.2	86400	-	60,190.5
5439000	6/11/1997	31	31	0.3915	12.30	5820	49.3304%	Fecal		CFU/100 mL	200	283.2	86400	-	60,190.5
5439000	6/17/1997	31	31	0.3915	12.30	5820	49.3304%	Fecal		CFU/100 mL	200	283.2	86400	-	60,190.5
5439000	8/15/1997	31	31	0.3915	12.30	5820	49.3304%	Fecal		CFU/100 mL	200	283.2	86400	-	60,190.5
5439000	1/20/1998	31	31	0.3915	12.30	5820	49.3304%	Fecal		CFU/100 mL	200	283.2	86400	-	60,190.5
5439000	11/24/1998	31	31	0.3915	12.30	5820	49.3304%	Fecal		CFU/100 mL	200	283.2	86400	-	60,190.5
5439000	9/27/1999	31	31	0.3915	12.30	5820	49.3304%	Fecal		CFU/100 mL	200	283.2	86400	-	60,190.5
5439000	3/13/2000	31	31	0.3915	12.30	5820	49.3304%	Fecal		CFU/100 mL	200	283.2	86400	-	60,190.5
5439000	7/20/2000	31	31	0.3915	12.30	5820	49.3304%	Fecal		CFU/100 mL	200	283.2	86400	-	60,190.5
5439000	7/31/2000	31	31	0.3915	12.30	5820	49.3304%	Fecal		CFU/100 mL	200	283.2	86400	-	60,190.5
5439000	8/2/2000	31	31	0.3915	12.30	5820	49.3304%	Fecal		CFU/100 mL	200	283.2	86400	-	60,190.5
5439000	5/13/2001	31	31	0.3915	12.30	5820	49.3304%	Fecal		CFU/100 mL	200	283.2	86400	-	60,190.5
5439000	5/16/2001	31	31	0.3915	12.30	5820	49.3304%	Fecal		CFU/100 mL	200	283.2	86400	-	60,190.5
5439000	1/31/2008	31	31	0.3915	12.30	5820	49.3304%	Fecal		CFU/100 mL	200	283.2	86400	-	60,190.5
5439000	12/20/2009	31	31	0.3915	12.30	5820	49.3304%	Fecal		CFU/100 mL	200	283.2	86400	-	60,190.5
5439000	2/28/2016	31	31	0.3915	12.30	5820	49.3304%	Fecal		CFU/100 mL	200	283.2	86400	-	60,190.5
5439000	5/8/2004	30.9	30.9	0.3915	12.26	5853	49.6101%	Fecal		CFU/100 mL	200	283.2	86400	-	59,999.0
5439000	1/27/2007	30.9	30.9	0.3915	12.26	5853	49.6101%	Fecal		CFU/100 mL	200	283.2	86400	-	59,999.0
5439000	7/11/2011	30.9	30.9	0.3915	12.26	5853	49.6101%	Fecal		CFU/100 mL	200	283.2	86400	-	59,999.0
5439000	11/25/2011	30.9	30.9	0.3915	12.26	5853	49.6101%	Fecal		CFU/100 mL	200	283.2	86400	-	59,999.0
5439000	2/18/2016	30.9	30.9	0.3915	12.26	5853	49.6101%	Fecal		CFU/100 mL	200	283.2	86400	-	59,999.0
5439000	6/27/2017	30.9	30.9	0.3915	12.26	5853	49.6101%	Fecal		CFU/100 mL	200	283.2	86400	-	59,999.0
5439000	11/7/1993	30.8	30.8	0.3915	12.22	5859	49.6610%	Fecal		CFU/100 mL	200	283.2	86400	-	59,807.4
5439000	4/7/2005	30.8	30.8	0.3915	12.22	5859	49.6610%	Fecal		CFU/100 mL	200	283.2	86400	-	59,807.4
5439000	5/27/2013	30.8	30.8	0.3915	12.22	5859	49.6610%	Fecal		CFU/100 mL	200	283.2	86400	-	59,807.4
5439000	7/2/2006	30.7	30.7	0.3915	12.18	5862	49.6864%	Fecal		CFU/100 mL	200	283.2	86400	-	59,615.8
5439000	1/22/2010	30.7	30.7	0.3915	12.18	5862	49.6864%	Fecal		CFU/100 mL	200	283.2	86400	-	59,615.8
5439000	4/4/2013	30.7	30.7	0.3915	12.18	5862	49.6864%	Fecal		CFU/100 mL	200	283.2	86400	-	59,615.8
5439000	8/7/2017	30.7	30.7	0.3915	12.18	5862	49.6864%	Fecal		CFU/100 mL	200	283.2	86400	-	59,615.8
5439000	12/21/2019	30.7	30.7	0.3915	12.18	5862	49.6864%	Fecal		CFU/100 mL	200	283.2	86400	-	59,615.8
5439000	4/28/2021	30.7	30.7	0.3915	12.18	5862	49.6864%	Fecal		CFU/100 mL	200	283.2	86400	-	59,615.8
5439000	5/9/2004	30.6	30.6	0.3915	12.14	5868	49.7372%	Fecal		CFU/100 mL	200	283.2	86400	-	59,424.2
5439000	4/22/2005	30.6	30.6	0.3915	12.14	5868	49.7372%	Fecal		CFU/100 mL	200	283.2	86400	-	59,424.2
5439000	11/19/1993	30.5	30.5	0.3915	12.10	5870	49.7542%	Fecal		CFU/100 mL	200	283.2	86400	-	59,232.7
5439000	6/7/2010	30.5	30.5	0.3915	12.10	5870	49.7542%	Fecal		CFU/100 mL	200	283.2	86400	-	59,232.7
5439000	7/28/2016	30.5	30.5	0.3915	12.10	5870	49.7542%	Fecal		CFU/100 mL	200	283.2	86400	-	59,232.7
5439000	12/16/2001	30.4	30.4	0.3915	12.06	5873	49.7796%	Fecal		CFU/100 mL	200	283.2	86400	-	59,041.1
5439000	7/6/2004	30.4	30.4	0.3915	12.06	5873	49.7796%	Fecal		CFU/100 mL	200	283.2	86400	-	59,041.1
5439000	11/8/1993	30.3	30.3	0.3915	12.03	5875	49.7966%	Fecal		CFU/100 mL	200	283.2	86400	-	58,849.5
5439000	12/19/2001	30.3	30.3	0.3915	12.03	5875	49.7966%	Fecal		CFU/100 mL	200	283.2	86400	-	58,849.5
5439000	7/31/2007	30.3	30.3	0.3915	12.03	5875	49.7966%	Fecal		CFU/100 mL	200	283.2	86400	-	58,849.5
5439000	4/7/2013	30.3	30.3	0.3915	12.03	5875	49.7966%	Fecal		CFU/100 mL	200	283.2	86400	-	58,849.5
5439000	7/13/2018	30.3	30.3	0.3915	12.03	5875	49.7966%	Fecal		CFU/100 mL	200	283.2	86400	-	58,849.5
5439000	12/22/2019	30.3	30.3	0.3915	12.03	5875	49.7966%	Fecal		CFU/100 mL	200	283.2	86400	-	58,849.5
5439000	7/11/2020	30.3	30.3	0.3915	12.03	5875	49.7966%	Fecal		CFU/100 mL	200	283.2	86400	-	58,849.5
5439000	12/18/2001	30.2	30.2	0.3915	11.99	5882	49.8559%	Fecal		CFU/100 mL	200	283.2	86400	-	58,657.9
5439000	5/26/2012	30.2	30.2	0.3915	11.99	5882	49.8559%	Fecal		CFU/100 mL	200	283.2	86400	-	58,657.9
5439000	6/5/2012	30.2	30.2	0.3915	11.99	5882	49.8559%	Fecal		CFU/100 mL	200	283.2	86400	-	58,657.9
5439000	4/24/2014	30.2	30.2	0.3915	11.99	5882	49.8559%	Fecal		CFU/100 mL	200	283.2	86400	-	58,657.9
5439000	12/8/2017	30.2	30.2	0.3915	11.99	5882	49.8559%	Fecal		CFU/100 mL	200	283.2	86400	-	58,657.9
5439000	7/12/2018	30.2	30.2	0.3915	11.99	5882	49.8559%	Fecal		CFU/100 mL	200	283.2	86400	-	58,657.9
5439000	11/28/2001	30.1	30.1	0.3915	11.95	5888	49.9068%	Fecal		CFU/100 mL	200	283.2	86400	-	58,466.4
5439000	6/30/2002	30.1	30.1	0.3915	11.95	5888	49.9068%	Fecal		CFU/100 mL	200	283.2	86400	-	58,466.4
5439000	4/25/2006	30.1	30.1	0.3915	11.95	5888	49.9068%	Fecal		CFU/100 mL	200	283.2	86400	-	58,466.4
5439000	6/18/2007	30.1	30.1	0.3915	11.95	5888	49.9068%	Fecal		CFU/100 mL	200	283.2	86400	-	58,466.4
5439000	12/13/2016	30.1	30.1	0.3915	11.95	5888	49.9068%	Fecal		CFU/100 mL	200	283.2	86400	-	58,466.4
5439000	7/13/1990	30	30	0.3915	11.91	5893	49.9491%	Fecal		CFU/100 mL	200	283.2	86400	-	58,274.8
5439000	8/8/1990	30	30	0.3915	11.91	5893	49.9491%	Fecal		CFU/100 mL	200	283.2	86400	-	58,274.8
5439000	11/23/1990	30	30	0.3915	11.91	5893	49.9491%	Fecal		CFU/100 mL	200	283.2	86400	-	58,274.8
5439000	11/24/1990	30	30	0.3915	11.91	5893	49.9491%	Fecal		CFU/100 mL	200	283.2	86400	-	58,274.8
5439000	1/13/1991	30	30	0.3915	11.91	5893	49.9491%	Fecal		CFU/100 mL	200	283.2	86400	-	58,274.8
5439000	2/2/1991	30	30	0.3915	11.91	5893	49.9491%	Fecal		CFU/100 mL	200	283.2	86400	-	58,274.8
5439000	12/31/1991	30	30	0.3915	11.91	5893	49.9491%	Fecal		CFU/100 mL	200	283.2	86400	-	58,274.8
5439000	1/1/1992	30	30	0.3915	11.91	5893	49.9491%	Fecal		CFU/100 mL	200	283.2	86400	-	58,274.8
5439000	2/3/1992	30	30	0.3915	11.91	5893	49.9491%	Fecal		CFU/100 mL	200	283.2	86400	-	58,274.8
5439000	2/7/1992	30	30	0.3915	11.91	5893	49.9491%	Fecal		CFU/100 mL	200	283.2	86400	-	58,274.8
5439000	2/8/1992	30	30	0.3915	11.91	5893	49.9491%	Fecal		CFU/100 mL	200	283.2	86400	-	58,274.8
5439000	4/8/1992	30	30	0.3915	11.91	5893	49.9491%	Fecal		CFU/100 mL	200	283.2	86400	-	58,274.8
5439000	5/15/1992	30	30	0.3915	11.91	5893	49.9491%	Fecal		CFU/100 mL	200	283.2	86400	-	58,274.8
5439000	9/27/1992	30	30	0.3915	11.91	5893	49.9491%	Fecal		CFU/100 mL	200	283.2	86400	-	58,274.8
5439000	2/16/1993	30	30	0.3915	11.91	5893	49.9491%	Fecal		CFU/100 mL	200	283.2	86400	-	58,274.8
5439000	2/27/1993	30	30	0.3915	11.91	5893	49.9491%	Fecal		CFU/100 mL	200	283.2	86400	-	58,274.8
5439000	8/5/1993	30	30	0.3915	11.91	5893	49.9491%	Fecal		CFU/100 mL	200	283.2	86400	-	58,274.8
5439000	12/11/1993	30	30	0.3915	11.91	5893	49.9491%	Fecal		CFU/100 mL	200	283.2	86400	-	58,274.8
5439000	1/4/1994	30	30	0.3915	11.91	5893	49.9491%	Fecal		CFU/100 mL	200	283.2	86400	-	58,274.8
5439000	2/16/1995	30	30	0.3915	11.91	5893	49.9491%	Fecal		CFU/100 mL	200	283.2	86400	-	58,274.8
5439000	7/3/1995	30	30	0.3915	11.91	5893	49.9491%	Fecal		CFU/100 mL	200	283.2	86400	-	58,274.8
5439000	8/16/1995	30	30	0.3915	11.91	5893	49.9491%	Fecal		CFU/100 mL	200	283.2	86400	-	58,274.8
5439000	12/1/1995	30	30	0.3915	11.91	5893	49.9491%	Fecal		CFU/100 mL	200	283.2	86400	-	58,274.8
5439000	12/3/1995	30	30	0.3915	11.91	5893	49.9491%	Fecal		CFU/100 mL	200	283.2	86400	-	58,274.8
5439000	2/14/1996	30	30	0.3915	11.91	5893	49.9491%	Fecal		CFU/100 mL	200	283.2	86400	-	58,274.8
5439000	4/16/1996	30	30	0.3915	11.91	5893	49.9491%	Fecal		CFU/100 mL	200	283.2	86400	-	58,274.8
5439000	4/20/1996	30	30	0.3915	11.91	5893	49.9491%	Fecal		CFU/100 mL	200	283.2	86400	-	58,274.8
5439000	5/2/1996	30	30	0.3915	11.91	5893	49.9491%	Fecal		CFU/100 mL	200	283.2	86400	-	58,274.8
5439000	5/3/1996	30	30	0.3915	11.91	5893	49.9491%	Fecal		CFU/100 mL	200	283.2	86400	-	58,274.8
5439000	8/28/1996	30	30	0.3915	11.91	5893	49.9491%	Fecal		CFU/100 mL	200	283.2	86400	-	58,274.8

Gage ID	Date	Discharge (CFS)	Gage Discharge (less Surrogate NPDES) (CFS)	Watershed Area Ratio	Calculated flow (CFS)	Rank	Flow Exceedance %	Parameter	Results	Units (mg or micro_gram	Limit/Standard	100mL/CF	sec/day	Actual Load (million colonies/day)	Allowable Load (million colonies/day)
5439000	9/26/1996	30	30	0.3915	11.91	5893	49.9491%	Fecal		CFU/100 mL	200	283.2	86400	-	58,274.8
5439000	1/10/1997	30	30	0.3915	11.91	5893	49.9491%	Fecal		CFU/100 mL	200	283.2	86400	-	58,274.8
5439000	6/5/1997	30	30	0.3915	11.91	5893	49.9491%	Fecal		CFU/100 mL	200	283.2	86400	-	58,274.8
5439000	6/6/1997	30	30	0.3915	11.91	5893	49.9491%	Fecal		CFU/100 mL	200	283.2	86400	-	58,274.8
5439000	6/15/1997	30	30	0.3915	11.91	5893	49.9491%	Fecal		CFU/100 mL	200	283.2	86400	-	58,274.8
5439000	2/1/1998	30	30	0.3915	11.91	5893	49.9491%	Fecal		CFU/100 mL	200	283.2	86400	-	58,274.8
5439000	7/15/1998	30	30	0.3915	11.91	5893	49.9491%	Fecal		CFU/100 mL	200	283.2	86400	-	58,274.8
5439000	11/4/1998	30	30	0.3915	11.91	5893	49.9491%	Fecal		CFU/100 mL	200	283.2	86400	-	58,274.8
5439000	11/26/1998	30	30	0.3915	11.91	5893	49.9491%	Fecal		CFU/100 mL	200	283.2	86400	-	58,274.8
5439000	8/24/1999	30	30	0.3915	11.91	5893	49.9491%	Fecal		CFU/100 mL	200	283.2	86400	-	58,274.8
5439000	12/5/1999	30	30	0.3915	11.91	5893	49.9491%	Fecal		CFU/100 mL	200	283.2	86400	-	58,274.8
5439000	3/14/2000	30	30	0.3915	11.91	5893	49.9491%	Fecal		CFU/100 mL	200	283.2	86400	-	58,274.8
5439000	3/15/2000	30	30	0.3915	11.91	5893	49.9491%	Fecal		CFU/100 mL	200	283.2	86400	-	58,274.8
5439000	8/5/2000	30	30	0.3915	11.91	5893	49.9491%	Fecal		CFU/100 mL	200	283.2	86400	-	58,274.8
5439000	9/22/2000	30	30	0.3915	11.91	5893	49.9491%	Fecal		CFU/100 mL	200	283.2	86400	-	58,274.8
5439000	6/25/2001	30	30	0.3915	11.91	5893	49.9491%	Fecal		CFU/100 mL	200	283.2	86400	-	58,274.8
5439000	9/21/2001	30	30	0.3915	11.91	5893	49.9491%	Fecal		CFU/100 mL	200	283.2	86400	-	58,274.8
5439000	6/9/2003	30	30	0.3915	11.91	5893	49.9491%	Fecal		CFU/100 mL	200	283.2	86400	-	58,274.8
5439000	1/21/2005	30	30	0.3915	11.91	5893	49.9491%	Fecal		CFU/100 mL	200	283.2	86400	-	58,274.8
5439000	2/4/2008	30	30	0.3915	11.91	5893	49.9491%	Fecal		CFU/100 mL	200	283.2	86400	-	58,274.8
5439000	2/7/2008	30	30	0.3915	11.91	5893	49.9491%	Fecal		CFU/100 mL	200	283.2	86400	-	58,274.8
5439000	2/25/2008	30	30	0.3915	11.91	5893	49.9491%	Fecal		CFU/100 mL	200	283.2	86400	-	58,274.8
5439000	3/1/2008	30	30	0.3915	11.91	5893	49.9491%	Fecal		CFU/100 mL	200	283.2	86400	-	58,274.8
5439000	5/9/2008	30	30	0.3915	11.91	5893	49.9491%	Fecal		CFU/100 mL	200	283.2	86400	-	58,274.8
5439000	1/6/2011	30	30	0.3915	11.91	5893	49.9491%	Fecal		CFU/100 mL	200	283.2	86400	-	58,274.8
5439000	2/14/2011	30	30	0.3915	11.91	5893	49.9491%	Fecal		CFU/100 mL	200	283.2	86400	-	58,274.8
5439000	7/6/2011	30	30	0.3915	11.91	5893	49.9491%	Fecal		CFU/100 mL	200	283.2	86400	-	58,274.8
5439000	5/27/2012	30	30	0.3915	11.91	5893	49.9491%	Fecal		CFU/100 mL	200	283.2	86400	-	58,274.8
5439000	4/23/2014	30	30	0.3915	11.91	5893	49.9491%	Fecal		CFU/100 mL	200	283.2	86400	-	58,274.8
5439000	1/11/2017	30	30	0.3915	11.91	5893	49.9491%	Fecal		CFU/100 mL	200	283.2	86400	-	58,274.8
5439000	2/17/2018	30	30	0.3915	11.91	5893	49.9491%	Fecal		CFU/100 mL	200	283.2	86400	-	58,274.8
5439000	3/22/2018	30	30	0.3915	11.91	5893	49.9491%	Fecal		CFU/100 mL	200	283.2	86400	-	58,274.8
5439000	12/1/2001	29.9	29.9	0.3915	11.87	5955	50.4747%	Fecal		CFU/100 mL	200	283.2	86400	-	58,083.2
5439000	3/23/2004	29.9	29.9	0.3915	11.87	5955	50.4747%	Fecal		CFU/100 mL	200	283.2	86400	-	58,083.2
5439000	12/25/2016	29.9	29.9	0.3915	11.87	5955	50.4747%	Fecal		CFU/100 mL	200	283.2	86400	-	58,083.2
5439000	12/23/2019	29.9	29.9	0.3915	11.87	5955	50.4747%	Fecal		CFU/100 mL	200	283.2	86400	-	58,083.2
5439000	6/25/2020	29.9	29.9	0.3915	11.87	5955	50.4747%	Fecal		CFU/100 mL	200	283.2	86400	-	58,083.2
5439000	4/26/1994	29.8	29.8	0.3915	11.83	5960	50.5170%	Fecal		CFU/100 mL	200	283.2	86400	-	57,891.7
5439000	11/28/2008	29.8	29.8	0.3915	11.83	5960	50.5170%	Fecal		CFU/100 mL	200	283.2	86400	-	57,891.7
5439000	9/20/2015	29.8	29.8	0.3915	11.83	5960	50.5170%	Fecal		CFU/100 mL	200	283.2	86400	-	57,891.7
5439000	3/24/2018	29.8	29.8	0.3915	11.83	5960	50.5170%	Fecal		CFU/100 mL	200	283.2	86400	-	57,891.7
5439000	11/9/2018	29.8	29.8	0.3915	11.83	5960	50.5170%	Fecal		CFU/100 mL	200	283.2	86400	-	57,891.7
5439000	5/3/2021	29.8	29.8	0.3915	11.83	5960	50.5170%	Fecal		CFU/100 mL	200	283.2	86400	-	57,891.7
5439000	6/6/2021	29.8	29.8	0.3915	11.83	5960	50.5170%	Fecal		CFU/100 mL	200	283.2	86400	-	57,891.7
5439000	4/17/2022	79.8	79.8	0.1459	11.81	5967	50.5764%	Fecal		CFU/100 mL	200	283.2	86400	-	57,792.5
5439000	12/17/2016	29.7	29.7	0.3915	11.79	5968	50.5848%	Fecal		CFU/100 mL	200	283.2	86400	-	57,700.1
5439000	3/20/2005	29.6	29.6	0.3915	11.75	5969	50.5933%	Fecal		CFU/100 mL	200	283.2	86400	-	57,508.5
5439000	2/29/2008	29.6	29.6	0.3915	11.75	5969	50.5933%	Fecal		CFU/100 mL	200	283.2	86400	-	57,508.5
5439000	1/16/2009	29.6	29.6	0.3915	11.75	5969	50.5933%	Fecal		CFU/100 mL	200	283.2	86400	-	57,508.5
5439000	2/23/2009	29.6	29.6	0.3915	11.75	5969	50.5933%	Fecal		CFU/100 mL	200	283.2	86400	-	57,508.5
5439000	7/29/2015	29.6	29.6	0.3915	11.75	5969	50.5933%	Fecal		CFU/100 mL	200	283.2	86400	-	57,508.5
5439000	2/16/2016	29.6	29.6	0.3915	11.75	5969	50.5933%	Fecal		CFU/100 mL	200	283.2	86400	-	57,508.5
5439000	7/29/2016	29.6	29.6	0.3915	11.75	5969	50.5933%	Fecal		CFU/100 mL	200	283.2	86400	-	57,508.5
5439000	4/29/2021	29.6	29.6	0.3915	11.75	5969	50.5933%	Fecal		CFU/100 mL	200	283.2	86400	-	57,508.5
5439000	11/29/2001	29.5	29.5	0.3915	11.71	5977	50.6611%	Fecal		CFU/100 mL	200	283.2	86400	-	57,316.9
5439000	2/4/2005	29.5	29.5	0.3915	11.71	5977	50.6611%	Fecal		CFU/100 mL	200	283.2	86400	-	57,316.9
5439000	2/23/2010	29.5	29.5	0.3915	11.71	5977	50.6611%	Fecal		CFU/100 mL	200	283.2	86400	-	57,316.9
5439000	3/1/2010	29.5	29.5	0.3915	11.71	5977	50.6611%	Fecal		CFU/100 mL	200	283.2	86400	-	57,316.9
5439000	5/6/2010	29.5	29.5	0.3915	11.71	5977	50.6611%	Fecal		CFU/100 mL	200	283.2	86400	-	57,316.9
5439000	11/14/2017	29.5	29.5	0.3915	11.71	5977	50.6611%	Fecal		CFU/100 mL	200	283.2	86400	-	57,316.9
5439000	12/25/2001	29.4	29.4	0.3915	11.67	5983	50.7120%	Fecal		CFU/100 mL	200	283.2	86400	-	57,125.4
5439000	3/22/2004	29.4	29.4	0.3915	11.67	5983	50.7120%	Fecal		CFU/100 mL	200	283.2	86400	-	57,125.4
5439000	11/9/2016	29.4	29.4	0.3915	11.67	5983	50.7120%	Fecal		CFU/100 mL	200	283.2	86400	-	57,125.4
5439000	12/23/2001	29.3	29.3	0.3915	11.63	5986	50.7374%	Fecal		CFU/100 mL	200	283.2	86400	-	56,933.8
5439000	4/4/2012	29.3	29.3	0.3915	11.63	5986	50.7374%	Fecal		CFU/100 mL	200	283.2	86400	-	56,933.8
5439000	5/29/2014	29.3	29.3	0.3915	11.63	5986	50.7374%	Fecal		CFU/100 mL	200	283.2	86400	-	56,933.8
5439000	5/2/2018	29.3	29.3	0.3915	11.63	5986	50.7374%	Fecal		CFU/100 mL	200	283.2	86400	-	56,933.8
5439000	11/28/2020	29.3	29.3	0.3915	11.63	5986	50.7374%	Fecal		CFU/100 mL	200	283.2	86400	-	56,933.8
5439000	7/9/1994	29.2	29.2	0.3915	11.59	5991	50.7798%	Fecal		CFU/100 mL	200	283.2	86400	-	56,742.2
5439000	12/21/2009	29.2	29.2	0.3915	11.59	5991	50.7798%	Fecal		CFU/100 mL	200	283.2	86400	-	56,742.2
5439000	12/22/2009	29.2	29.2	0.3915	11.59	5991	50.7798%	Fecal		CFU/100 mL	200	283.2	86400	-	56,742.2
5439000	8/13/2010	29.2	29.2	0.3915	11.59	5991	50.7798%	Fecal		CFU/100 mL	200	283.2	86400	-	56,742.2
5439000	5/25/2014	29.2	29.2	0.3915	11.59	5991	50.7798%	Fecal		CFU/100 mL	200	283.2	86400	-	56,742.2
5439000	7/23/2021	29.2	29.2	0.3915	11.59	5991	50.7798%	Fecal		CFU/100 mL	200	283.2	86400	-	56,742.2
5439000	4/18/2022	78.2	78.2	0.1459	11.58	5997	50.8306%	Fecal		CFU/100 mL	200	283.2	86400	-	56,649.8
5439000	9/8/2015	29.1	29.1	0.3915	11.56	5998	50.8391%	Fecal		CFU/100 mL	200	283.2	86400	-	56,550.6
5439000	12/14/2016	29.1	29.1	0.3915	11.56	5998	50.8391%	Fecal		CFU/100 mL	200	283.2	86400	-	56,550.6
5439000	1/29/2018	29.1	29.1	0.3915	11.56	5998	50.8391%	Fecal		CFU/100 mL	200	283.2	86400	-	56,550.6
5439000	6/8/2018	29.1	29.1	0.3915	11.56	5998	50.8391%	Fecal		CFU/100 mL	200	283.2	86400	-	56,550.6
5439000	1/21/1990	29	29	0.3915	11.52	6002	50.8730%	Fecal		CFU/100 mL	200	283.2	86400	-	56,359.1
5439000	7/28/1990	29	29	0.3915	11.52	6002	50.8730%	Fecal		CFU/100 mL	200	283.2	86400	-	56,359.1
5439000	11/25/1990	29	29	0.3915	11.52	6002	50.8730%	Fecal		CFU/100 mL	200	283.2	86400	-	56,359.1
5439000	1/7/1991	29	29	0.3915	11.52	6002	50.8730%	Fecal		CFU/100 mL	200	283.2	86400	-	56,359.1
5439000	1/9/1991	29	29	0.3915	11.52	6002	50.8730%	Fecal		CFU/100 mL	200	283.2	86400	-	56,359.1
5439000	2/10/1992	29	29	0.3915	11.52	6002	50.8730%	Fecal		CFU/100 mL	200	283.2	86400	-	56,359.1
5439000	5/16/1992	29	29	0.3915	11.52	6002	50.8730%	Fecal		CFU/100 mL	200	283.2	86400	-	56,359.1
5439000	9/26/1992	29	29	0.3915	11.52	6002	50.8730%	Fecal		CFU/100 mL	200	283.2	86400	-	56,359.1
5439000	9/28/1992	29	29	0.3915	11.52	6002	50.8730%	Fecal		CFU/100 mL	200	283.2	86400	-	56,359.1
5439000	2/28/1993	29	29	0.3915	11.52	6002	50.8730%	Fecal		CFU/100 mL	200	283.2	86400	-	56,359.1
5439000	3/1/1993	29	29	0.3915	11.52	6002	50.8730%	Fecal		CFU/100 mL	200	283.2	86400	-	56,359.1
5439000	11/29/1993	29	29	0.3915	11.52	6002	50.8730%	Fecal		CFU/100 mL	200	283.2	86400	-	56,359.1
5439000	4/7/1994	29	29	0.3915	11.52	6002	50.8730%	Fecal		CFU/100 mL	200	283.2	86400	-	56,359.1
5439000	3/6/1995	29	29	0.3915	11.52	6002	50.8730%	Fecal		CFU/100 mL	200	283.2	86400	-	56,359.1
5439000	11/5/1995	29	29	0.3915	11.52	6002	50.8730%	Fecal		CFU/100 mL	200	283.2	86400	-	56,359.1
5439000	7/10/1996	29	29	0.3915	11.52	6002	50.8730%	Fecal		CFU/100 mL	200	283.2	86400	-	56,359.1
5439000	6/9/1997	29	29	0.3915	11.52	6002	50.8730%	Fecal		CFU/100 mL	200	283.2	86400	-	56,359.1
5439000	6/30/1997	29	29	0.3915	11.52	6002	50.8730%	Fecal		CFU/100 mL	200	283.2	86400	-	56,359.1
5439000	7/5/1999	29	29	0.3915	11.52	6002	50.8730%	Fecal		CFU/100 mL	200	283.2	86400	-	56,359.1
5439000	5/27/2000	29	29	0.3915	11.52	6002	50.8730%	Fecal		CFU/100 mL	200	283.2	86400	-	56,359.1
5439000	5/28/2000	29	29	0.3915	11.52	6002	50.8730%	Fecal		CFU/100 mL	200	283.2	86400	-	56,359.1
5439000	4/15/2004	29	29	0.3915	11.52	6002	50.8730%	Fecal		CFU/100 mL	200	283.2	86400	-	56,359.1
5439000	3/24/2005	29	29	0.3915	11.52	6002	50.8730%	Fecal		CFU/100 mL	200	283.2	86400	-	56,359.1
5439000	2/8/2008	29	29	0.3915	11.52	6002	50.8730%	Fecal		CFU/100 mL	200	283.2	86400	-	56,359.1
5439000	2/26/2008	29	29	0.3915	11.52	6002	50.8730%	Fecal		CFU/100 mL	200	283.2	86400	-	56,359.1
5439000	8/12/2010	29	29	0.3915	11.52	6002	50.8730%	Fecal		CFU/100 mL	200	283.2	86400	-	56,359.1
5439000	10/31/2015	29	29	0.3915	11.52	6002	50.8730%	Fecal		CFU/100 mL	200	283.2	86400	-	56,359.1
5439000	12/15/2020	29	29	0.3915	11.52	6002	50.8730%	Fecal		CFU/100 mL	200	283.2	86400	-	56,359.1
5439000	7/9/2004	28.9	28.9	0.3915	11.48	6030	51.1104%	Fecal		CFU/100 mL	200	283.2	86400	-	56,167.5
5439000	2/13/2016	28.9	28.9	0.3915	11.48	6030	51.1104%	Fecal		CFU/100 mL	200	283.2	86400	-	56,167.5
5439000	7/11/2017	28.9	28.9	0.3915	11.48	6030	51.1104%	Fecal		CFU/100 mL	200	283.2	86400	-	56,167.5
5439000	6/4/2006	28.8	28.8	0.3915	11.44	6033	51.1358%	Fecal		CFU/100 mL	200	283.2	86400	-	55,975.9
5439000	2/26/2010	28.8	28.8	0.3915	11.44	6033	51.1358%	Fecal		CFU/100 mL	200	283.2	86400	-	55,975.9
5439000	11/25/2014	28.8	28.8	0.3915	11.44	6033	51.1358%	Fecal		CFU/100 mL	200	283.2	86400	-	55,975.9
5439000	12/1/2014	28.8	28.8	0.3915	11.44	6033	51.1358%	Fecal		CFU/100 mL	200	283.2	86400	-	55,975.9
5439000	11/9/1993	28.7	28.7	0.3915	11.40	6037	51.1697%	Fecal		CFU/100 mL	200	283.2	86400	-	55,784.3
5439000	4/23/2005	28.7	28.7	0.3915	11.40	6037	51.1697%	Fecal		CFU/100 mL	200	283.2	86400	-	55,784.3
5439000	5/24/2013	28.7	28.7	0.3915	11.40	6037	51.1697%	Fecal		CFU/100 mL	200	283.2	86400	-	55,784.3
5439000	12/2/2014	28.7	28.7	0.3915	11.40	6037	51.1697%	Fecal		CFU/100 mL	200	283.2	86400	-	55,784.3
5439000	7/3/2016	28.7	28.7	0.3915	11.40	6037	51.1697%	Fecal		CFU/100 mL	200	283.2	86400	-	55,784.3
5439000	12/18/2016	28.7	28.7	0.3915	11.40	6037	51.1697%	Fecal		CFU/100 mL	200	283.2	86400	-	55,784.3
5439000	3/23/2018	28.7	28.7	0.3915	11.40	6037	51.1697%	Fecal		CFU/100 mL	200	283.2	86400	-	55,784.3
5439000	4/27/2012	28.6	28.6	0.3915	11.36	6044	51.2290%	Fecal		CFU/100 mL	200	283.2	86400	-	55,592.8
5439000	8/22/2013	28.6	28.6	0.3915	11.36	6044	51.2290%	Fecal		CFU/100 mL	200	283.2	86400	-	55,592.8
5439000	6/7/2021	28.6	28.6	0.3915	11.36	6044	51.2290%	Fecal		CFU/100 mL	200	283.2	86400	-	55,592.8
5439000	11/11/1993	28.5	28.5	0.3915	11.32	6047	51.2544%	Fecal		CFU/100 mL	200	283.2	86400	-	55,401.2
5439000	4/16/1994	28.5	28.5	0.3915	11.32	6047	51.2544%	Fecal		CFU/100 mL	200	283.2	86400	-	55,401.2

Gage ID	Date	Discharge (CFS)	Gage Discharge (less Surrogate NPDES) (CFS)	Watershed Area Ratio	Calculated flow (CFS)	Rank	Flow Exceedance %	Parameter	Results	Units (mg or micro_gram	Limit/Standard	100mL/CF	sec/day	Actual Load (million colonies/day)	Allowable Load (million colonies/day)
5439000	10/31/2001	28.5	28.5	0.3915	11.32	6047	51.2544%	Fecal		CFU/100 mL	200	283.2	86400	-	55,401.2
5439000	7/10/2004	28.5	28.5	0.3915	11.32	6047	51.2544%	Fecal		CFU/100 mL	200	283.2	86400	-	55,401.2
5439000	6/6/2012	28.5	28.5	0.3915	11.32	6047	51.2544%	Fecal		CFU/100 mL	200	283.2	86400	-	55,401.2
5439000	4/5/2013	28.5	28.5	0.3915	11.32	6047	51.2544%	Fecal		CFU/100 mL	200	283.2	86400	-	55,401.2
5439000	2/17/2016	28.5	28.5	0.3915	11.32	6047	51.2544%	Fecal		CFU/100 mL	200	283.2	86400	-	55,401.2
5439000	5/22/2005	28.4	28.4	0.3915	11.28	6054	51.3138%	Fecal		CFU/100 mL	200	283.2	86400	-	55,209.6
5439000	9/1/2009	28.4	28.4	0.3915	11.28	6054	51.3138%	Fecal		CFU/100 mL	200	283.2	86400	-	55,209.6
5439000	12/24/2016	28.4	28.4	0.3915	11.28	6054	51.3138%	Fecal		CFU/100 mL	200	283.2	86400	-	55,209.6
5439000	3/20/2022	76	76	0.1459	11.26	6057	51.3392%	Fecal		CFU/100 mL	200	283.2	86400	-	55,078.7
5439000	3/22/2005	28.3	28.3	0.3915	11.24	6058	51.3477%	Fecal		CFU/100 mL	200	283.2	86400	-	55,018.1
5439000	1/24/2007	28.3	28.3	0.3915	11.24	6058	51.3477%	Fecal		CFU/100 mL	200	283.2	86400	-	55,018.1
5439000	7/5/2007	28.3	28.3	0.3915	11.24	6058	51.3477%	Fecal		CFU/100 mL	200	283.2	86400	-	55,018.1
5439000	8/18/2009	28.3	28.3	0.3915	11.24	6058	51.3477%	Fecal		CFU/100 mL	200	283.2	86400	-	55,018.1
5439000	10/16/2018	28.3	28.3	0.3915	11.24	6058	51.3477%	Fecal		CFU/100 mL	200	283.2	86400	-	55,018.1
5439000	2/29/2016	28.2	28.2	0.3915	11.20	6063	51.3901%	Fecal		CFU/100 mL	200	283.2	86400	-	54,826.5
5439000	7/11/2016	28.2	28.2	0.3915	11.20	6063	51.3901%	Fecal		CFU/100 mL	200	283.2	86400	-	54,826.5
5439000	4/16/2004	28.1	28.1	0.3915	11.16	6065	51.4070%	Fecal		CFU/100 mL	200	283.2	86400	-	54,634.9
5439000	6/29/2007	28.1	28.1	0.3915	11.16	6065	51.4070%	Fecal		CFU/100 mL	200	283.2	86400	-	54,634.9
5439000	6/27/2008	28.1	28.1	0.3915	11.16	6065	51.4070%	Fecal		CFU/100 mL	200	283.2	86400	-	54,634.9
5439000	12/10/2009	28.1	28.1	0.3915	11.16	6065	51.4070%	Fecal		CFU/100 mL	200	283.2	86400	-	54,634.9
5439000	4/5/2012	28.1	28.1	0.3915	11.16	6065	51.4070%	Fecal		CFU/100 mL	200	283.2	86400	-	54,634.9
5439000	12/24/2018	28.1	28.1	0.3915	11.16	6065	51.4070%	Fecal		CFU/100 mL	200	283.2	86400	-	54,634.9
5439000	1/6/1990	28	28	0.3915	11.13	6071	51.4579%	Fecal		CFU/100 mL	200	283.2	86400	-	54,443.3
5439000	7/17/1990	28	28	0.3915	11.13	6071	51.4579%	Fecal		CFU/100 mL	200	283.2	86400	-	54,443.3
5439000	8/16/1990	28	28	0.3915	11.13	6071	51.4579%	Fecal		CFU/100 mL	200	283.2	86400	-	54,443.3
5439000	10/21/1990	28	28	0.3915	11.13	6071	51.4579%	Fecal		CFU/100 mL	200	283.2	86400	-	54,443.3
5439000	1/12/1991	28	28	0.3915	11.13	6071	51.4579%	Fecal		CFU/100 mL	200	283.2	86400	-	54,443.3
5439000	1/15/1991	28	28	0.3915	11.13	6071	51.4579%	Fecal		CFU/100 mL	200	283.2	86400	-	54,443.3
5439000	6/30/1991	28	28	0.3915	11.13	6071	51.4579%	Fecal		CFU/100 mL	200	283.2	86400	-	54,443.3
5439000	2/11/1992	28	28	0.3915	11.13	6071	51.4579%	Fecal		CFU/100 mL	200	283.2	86400	-	54,443.3
5439000	2/17/1992	28	28	0.3915	11.13	6071	51.4579%	Fecal		CFU/100 mL	200	283.2	86400	-	54,443.3
5439000	5/17/1992	28	28	0.3915	11.13	6071	51.4579%	Fecal		CFU/100 mL	200	283.2	86400	-	54,443.3
5439000	3/7/1995	28	28	0.3915	11.13	6071	51.4579%	Fecal		CFU/100 mL	200	283.2	86400	-	54,443.3
5439000	7/11/1995	28	28	0.3915	11.13	6071	51.4579%	Fecal		CFU/100 mL	200	283.2	86400	-	54,443.3
5439000	9/7/1995	28	28	0.3915	11.13	6071	51.4579%	Fecal		CFU/100 mL	200	283.2	86400	-	54,443.3
5439000	11/30/1995	28	28	0.3915	11.13	6071	51.4579%	Fecal		CFU/100 mL	200	283.2	86400	-	54,443.3
5439000	12/8/1995	28	28	0.3915	11.13	6071	51.4579%	Fecal		CFU/100 mL	200	283.2	86400	-	54,443.3
5439000	2/9/1996	28	28	0.3915	11.13	6071	51.4579%	Fecal		CFU/100 mL	200	283.2	86400	-	54,443.3
5439000	4/22/1996	28	28	0.3915	11.13	6071	51.4579%	Fecal		CFU/100 mL	200	283.2	86400	-	54,443.3
5439000	5/4/1996	28	28	0.3915	11.13	6071	51.4579%	Fecal		CFU/100 mL	200	283.2	86400	-	54,443.3
5439000	7/13/1996	28	28	0.3915	11.13	6071	51.4579%	Fecal		CFU/100 mL	200	283.2	86400	-	54,443.3
5439000	12/11/1996	28	28	0.3915	11.13	6071	51.4579%	Fecal		CFU/100 mL	200	283.2	86400	-	54,443.3
5439000	7/1/1997	28	28	0.3915	11.13	6071	51.4579%	Fecal		CFU/100 mL	200	283.2	86400	-	54,443.3
5439000	1/21/1998	28	28	0.3915	11.13	6071	51.4579%	Fecal		CFU/100 mL	200	283.2	86400	-	54,443.3
5439000	11/5/1998	28	28	0.3915	11.13	6071	51.4579%	Fecal		CFU/100 mL	200	283.2	86400	-	54,443.3
5439000	11/29/1998	28	28	0.3915	11.13	6071	51.4579%	Fecal		CFU/100 mL	200	283.2	86400	-	54,443.3
5439000	3/19/2000	28	28	0.3915	11.13	6071	51.4579%	Fecal		CFU/100 mL	200	283.2	86400	-	54,443.3
5439000	5/25/2000	28	28	0.3915	11.13	6071	51.4579%	Fecal		CFU/100 mL	200	283.2	86400	-	54,443.3
5439000	11/17/2000	28	28	0.3915	11.13	6071	51.4579%	Fecal		CFU/100 mL	200	283.2	86400	-	54,443.3
5439000	1/29/2001	28	28	0.3915	11.13	6071	51.4579%	Fecal		CFU/100 mL	200	283.2	86400	-	54,443.3
5439000	5/17/2001	28	28	0.3915	11.13	6071	51.4579%	Fecal		CFU/100 mL	200	283.2	86400	-	54,443.3
5439000	5/18/2001	28	28	0.3915	11.13	6071	51.4579%	Fecal		CFU/100 mL	200	283.2	86400	-	54,443.3
5439000	5/22/2001	28	28	0.3915	11.13	6071	51.4579%	Fecal		CFU/100 mL	200	283.2	86400	-	54,443.3
5439000	6/13/2007	28	28	0.3915	11.13	6071	51.4579%	Fecal		CFU/100 mL	200	283.2	86400	-	54,443.3
5439000	2/5/2008	28	28	0.3915	11.13	6071	51.4579%	Fecal		CFU/100 mL	200	283.2	86400	-	54,443.3
5439000	2/6/2008	28	28	0.3915	11.13	6071	51.4579%	Fecal		CFU/100 mL	200	283.2	86400	-	54,443.3
5439000	2/27/2008	28	28	0.3915	11.13	6071	51.4579%	Fecal		CFU/100 mL	200	283.2	86400	-	54,443.3
5439000	7/13/2009	28	28	0.3915	11.13	6071	51.4579%	Fecal		CFU/100 mL	200	283.2	86400	-	54,443.3
5439000	12/15/2016	28	28	0.3915	11.13	6071	51.4579%	Fecal		CFU/100 mL	200	283.2	86400	-	54,443.3
5439000	12/1/1993	27.9	27.9	0.3915	11.09	6108	51.7715%	Fecal		CFU/100 mL	200	283.2	86400	-	54,251.8
5439000	6/10/2010	27.9	27.9	0.3915	11.09	6108	51.7715%	Fecal		CFU/100 mL	200	283.2	86400	-	54,251.8
5439000	9/29/2011	27.9	27.9	0.3915	11.09	6108	51.7715%	Fecal		CFU/100 mL	200	283.2	86400	-	54,251.8
5439000	7/17/2013	27.9	27.9	0.3915	11.09	6108	51.7715%	Fecal		CFU/100 mL	200	283.2	86400	-	54,251.8
5439000	12/10/2017	27.9	27.9	0.3915	11.09	6108	51.7715%	Fecal		CFU/100 mL	200	283.2	86400	-	54,251.8
5439000	5/2/2021	27.9	27.9	0.3915	11.09	6108	51.7715%	Fecal		CFU/100 mL	200	283.2	86400	-	54,251.8
5439000	6/10/2021	27.9	27.9	0.3915	11.09	6108	51.7715%	Fecal		CFU/100 mL	200	283.2	86400	-	54,251.8
5439000	12/14/2007	27.8	27.8	0.3915	11.05	6115	51.8308%	Fecal		CFU/100 mL	200	283.2	86400	-	54,060.2
5439000	5/26/2013	27.8	27.8	0.3915	11.05	6115	51.8308%	Fecal		CFU/100 mL	200	283.2	86400	-	54,060.2
5439000	12/16/2016	27.8	27.8	0.3915	11.05	6115	51.8308%	Fecal		CFU/100 mL	200	283.2	86400	-	54,060.2
5439000	4/8/1994	27.7	27.7	0.3915	11.01	6118	51.8562%	Fecal		CFU/100 mL	200	283.2	86400	-	53,868.6
5439000	4/8/2006	27.7	27.7	0.3915	11.01	6118	51.8562%	Fecal		CFU/100 mL	200	283.2	86400	-	53,868.6
5439000	10/3/2006	27.7	27.7	0.3915	11.01	6118	51.8562%	Fecal		CFU/100 mL	200	283.2	86400	-	53,868.6
5439000	2/27/2010	27.7	27.7	0.3915	11.01	6118	51.8562%	Fecal		CFU/100 mL	200	283.2	86400	-	53,868.6
5439000	10/17/2012	27.7	27.7	0.3915	11.01	6118	51.8562%	Fecal		CFU/100 mL	200	283.2	86400	-	53,868.6
5439000	5/27/2014	27.7	27.7	0.3915	11.01	6118	51.8562%	Fecal		CFU/100 mL	200	283.2	86400	-	53,868.6
5439000	12/25/2019	27.7	27.7	0.3915	11.01	6118	51.8562%	Fecal		CFU/100 mL	200	283.2	86400	-	53,868.6
5439000	11/10/1993	27.6	27.6	0.3915	10.97	6125	51.9156%	Fecal		CFU/100 mL	200	283.2	86400	-	53,677.0
5439000	12/11/2004	27.6	27.6	0.3915	10.97	6125	51.9156%	Fecal		CFU/100 mL	200	283.2	86400	-	53,677.0
5439000	6/14/2007	27.6	27.6	0.3915	10.97	6125	51.9156%	Fecal		CFU/100 mL	200	283.2	86400	-	53,677.0
5439000	12/24/2019	27.6	27.6	0.3915	10.97	6125	51.9156%	Fecal		CFU/100 mL	200	283.2	86400	-	53,677.0
5439000	2/15/2016	27.5	27.5	0.3915	10.93	6129	51.9495%	Fecal		CFU/100 mL	200	283.2	86400	-	53,485.5
5439000	11/10/2016	27.5	27.5	0.3915	10.93	6129	51.9495%	Fecal		CFU/100 mL	200	283.2	86400	-	53,485.5
5439000	1/10/2017	27.5	27.5	0.3915	10.93	6129	51.9495%	Fecal		CFU/100 mL	200	283.2	86400	-	53,485.5
5439000	9/19/2007	27.4	27.4	0.3915	10.89	6132	51.9749%	Fecal		CFU/100 mL	200	283.2	86400	-	53,293.9
5439000	7/7/2008	27.4	27.4	0.3915	10.89	6132	51.9749%	Fecal		CFU/100 mL	200	283.2	86400	-	53,293.9
5439000	2/26/2016	27.4	27.4	0.3915	10.89	6132	51.9749%	Fecal		CFU/100 mL	200	283.2	86400	-	53,293.9
5439000	2/27/2016	27.4	27.4	0.3915	10.89	6132	51.9749%	Fecal		CFU/100 mL	200	283.2	86400	-	53,293.9
5439000	7/30/2016	27.4	27.4	0.3915	10.89	6132	51.9749%	Fecal		CFU/100 mL	200	283.2	86400	-	53,293.9
5439000	5/4/2021	27.4	27.4	0.3915	10.89	6132	51.9749%	Fecal		CFU/100 mL	200	283.2	86400	-	53,293.9
5439000	2/10/2010	27.3	27.3	0.3915	10.85	6138	52.0258%	Fecal		CFU/100 mL	200	283.2	86400	-	53,102.3
5439000	7/10/2010	27.3	27.3	0.3915	10.85	6138	52.0258%	Fecal		CFU/100 mL	200	283.2	86400	-	53,102.3
5439000	4/9/1994	27.2	27.2	0.3915	10.81	6140	52.0427%	Fecal		CFU/100 mL	200	283.2	86400	-	52,910.7
5439000	7/7/2004	27.2	27.2	0.3915	10.81	6140	52.0427%	Fecal		CFU/100 mL	200	283.2	86400	-	52,910.7
5439000	3/21/2005	27.2	27.2	0.3915	10.81	6140	52.0427%	Fecal		CFU/100 mL	200	283.2	86400	-	52,910.7
5439000	6/23/2006	27.2	27.2	0.3915	10.81	6140	52.0427%	Fecal		CFU/100 mL	200	283.2	86400	-	52,910.7
5439000	6/7/2012	27.2	27.2	0.3915	10.81	6140	52.0427%	Fecal		CFU/100 mL	200	283.2	86400	-	52,910.7
5439000	12/19/2016	27.2	27.2	0.3915	10.81	6140	52.0427%	Fecal		CFU/100 mL	200	283.2	86400	-	52,910.7
5439000	12/23/2016	27.2	27.2	0.3915	10.81	6140	52.0427%	Fecal		CFU/100 mL	200	283.2	86400	-	52,910.7
5439000	7/17/2018	27.2	27.2	0.3915	10.81	6140	52.0427%	Fecal		CFU/100 mL	200	283.2	86400	-	52,910.7
5439000	7/21/2020	27.2	27.2	0.3915	10.81	6140	52.0427%	Fecal		CFU/100 mL	200	283.2	86400	-	52,910.7
5439000	11/17/1993	27.1	27.1	0.3915	10.77	6149	52.1190%	Fecal		CFU/100 mL	200	283.2	86400	-	52,719.2
5439000	5/10/2008	27.1	27.1	0.3915	10.77	6149	52.1190%	Fecal		CFU/100 mL	200	283.2	86400	-	52,719.2
5439000	12/20/2016	27.1	27.1	0.3915	10.77	6149	52.1190%	Fecal		CFU/100 mL	200	283.2	86400	-	52,719.2
5439000	12/21/2016	27.1	27.1	0.3915	10.77	6149	52.1190%	Fecal		CFU/100 mL	200	283.2	86400	-	52,719.2
5439000	12/22/2016	27.1	27.1	0.3915	10.77	6149	52.1190%	Fecal		CFU/100 mL	200	283.2	86400	-	52,719.2
5439000	3/26/2018	27.1	27.1	0.3915	10.77	6149	52.1190%	Fecal		CFU/100 mL	200	283.2	86400	-	52,719.2
5439000	7/18/1990	27	27	0.3915	10.73	6155	52.1699%	Fecal		CFU/100 mL	200	283.2	86400	-	52,527.6
5439000	8/30/1990	27	27	0.3915	10.73	6155	52.1699%	Fecal		CFU/100 mL	200	283.2	86400	-	52,527.6
5439000	1/10/1991	27	27	0.3915	10.73	6155	52.1699%	Fecal		CFU/100 mL	200	283.2	86400	-	52,527.6
5439000	1/14/1991	27	27	0.3915	10.73	6155	52.1699%	Fecal		CFU/100 mL	200	283.2	86400	-	52,527.6
5439000	6/23/1991	27	27	0.3915	10.73	6155	52.1699%	Fecal		CFU/100 mL	200	283.2	86400	-	52,527.6
5439000	11/25/1991	27	27	0.3915	10.73	6155	52.1699%	Fecal		CFU/100 mL	200	283.2	86400	-	52,527.6
5439000	2/13/1992	27	27	0.3915	10.73	6155	52.1699%	Fecal		CFU/100 mL	200	283.2	86400	-	52,527.6
5439000	5/23/1992	27	27	0.3915	10.73	6155	52.1699%	Fecal		CFU/100 mL	200	283.2	86400	-	52,527.6
5439000	8/1/1992	27	27	0.3915	10.73	6155	52.1699%	Fecal		CFU/100 mL	200	283.2	86400	-	52,527.6
5439000	8/3/1992	27	27	0.3915	10.73	6155	52.1699%	Fecal		CFU/100 mL	200	283.2	86400	-	52,527.6
5439000	9/17/1992	27	27	0.3915	10.73	6155	52.1699%	Fecal		CFU/100 mL	200	283.2	86400	-	52,527.6
5439000	9/23/1992	27	27	0.3915	10.73	6155	52.1699%	Fecal		CFU/100 mL	200	283.2	86400	-	52,527.6
5439000	1/5/1994	27	27	0.3915	10.73	6155	52.1699%	Fecal		CFU/100 mL	200	283.2	86400	-	52,527.6
5439000	2/17/1995	27	27	0.3915	10.73	6155	52.1699%	Fecal		CFU/100 mL	200	283.2	86400	-	52,527.6
5439000	2/18/1995	27	27	0.3915	10.73	6155	52.1699%	Fecal		CFU/100 mL	200	283.2	86400	-	52,527.6
5439000	12/2/1995	27	27	0.3915	10.73	6155	52.1699%	Fecal		CFU/100 mL	200	283.2	86400	-	52,527.6
5439000	12/5/1995	27	27	0.3915	10.73	6155	52.1699%	Fecal		CFU/100 mL	200	283.2	86400	-	52,527.6
5439000	1/18/1996	27	27	0.3915	10.73	6155	52.1699%	Fecal		CFU/100 mL	200	283.2	86400	-	52,527.6
5439000	2/29/1996	27	27	0.3915	10.73	6155	52.1699%	Fecal		CFU/100 mL	200	283.2	86400	-	52,527.6
5439000	7/12/1996	27	27	0.3915	10.73	6155	52.1699%	Fecal		CFU/100 mL	200	283.2	86400	-	52,527.6

Gage ID	Date	Discharge (CFS)	Gage Discharge (less Surrogate NPDES) (CFS)	Watershed Area Ratio	Calculated flow (CFS)	Rank	Flow Exceedance %	Parameter	Results	Units (mg or micro_gram	Limit/Standard	100mL/CF	sec/day	Actual Load (million colonies/day)	Allowable Load (million colonies/day)
5439000	7/15/1996	27	27	0.3915	10.73	6155	52.1699%	Fecal		CFU/100 mL	200	283.2	86400	-	52,527.6
5439000	6/10/1997	27	27	0.3915	10.73	6155	52.1699%	Fecal		CFU/100 mL	200	283.2	86400	-	52,527.6
5439000	6/18/1997	27	27	0.3915	10.73	6155	52.1699%	Fecal		CFU/100 mL	200	283.2	86400	-	52,527.6
5439000	7/16/1998	27	27	0.3915	10.73	6155	52.1699%	Fecal		CFU/100 mL	200	283.2	86400	-	52,527.6
5439000	11/27/1998	27	27	0.3915	10.73	6155	52.1699%	Fecal		CFU/100 mL	200	283.2	86400	-	52,527.6
5439000	11/28/1998	27	27	0.3915	10.73	6155	52.1699%	Fecal		CFU/100 mL	200	283.2	86400	-	52,527.6
5439000	12/21/1998	27	27	0.3915	10.73	6155	52.1699%	Fecal		CFU/100 mL	200	283.2	86400	-	52,527.6
5439000	7/6/1999	27	27	0.3915	10.73	6155	52.1699%	Fecal		CFU/100 mL	200	283.2	86400	-	52,527.6
5439000	3/16/2000	27	27	0.3915	10.73	6155	52.1699%	Fecal		CFU/100 mL	200	283.2	86400	-	52,527.6
5439000	7/21/2000	27	27	0.3915	10.73	6155	52.1699%	Fecal		CFU/100 mL	200	283.2	86400	-	52,527.6
5439000	9/12/2000	27	27	0.3915	10.73	6155	52.1699%	Fecal		CFU/100 mL	200	283.2	86400	-	52,527.6
5439000	5/24/2001	27	27	0.3915	10.73	6155	52.1699%	Fecal		CFU/100 mL	200	283.2	86400	-	52,527.6
5439000	6/26/2001	27	27	0.3915	10.73	6155	52.1699%	Fecal		CFU/100 mL	200	283.2	86400	-	52,527.6
5439000	12/3/2001	27	27	0.3915	10.73	6155	52.1699%	Fecal		CFU/100 mL	200	283.2	86400	-	52,527.6
5439000	2/11/2010	27	27	0.3915	10.73	6155	52.1699%	Fecal		CFU/100 mL	200	283.2	86400	-	52,527.6
5439000	7/7/2011	27	27	0.3915	10.73	6155	52.1699%	Fecal		CFU/100 mL	200	283.2	86400	-	52,527.6
5439000	11/16/1993	26.9	26.9	0.3915	10.69	6191	52.4750%	Fecal		CFU/100 mL	200	283.2	86400	-	52,336.0
5439000	12/20/2001	26.9	26.9	0.3915	10.69	6191	52.4750%	Fecal		CFU/100 mL	200	283.2	86400	-	52,336.0
5439000	10/16/2007	26.9	26.9	0.3915	10.69	6191	52.4750%	Fecal		CFU/100 mL	200	283.2	86400	-	52,336.0
5439000	2/10/2008	26.9	26.9	0.3915	10.69	6191	52.4750%	Fecal		CFU/100 mL	200	283.2	86400	-	52,336.0
5439000	4/6/2013	26.9	26.9	0.3915	10.69	6191	52.4750%	Fecal		CFU/100 mL	200	283.2	86400	-	52,336.0
5439000	8/24/2002	26.8	26.8	0.3915	10.66	6196	52.5174%	Fecal		CFU/100 mL	200	283.2	86400	-	52,144.5
5439000	9/11/2006	26.8	26.8	0.3915	10.66	6196	52.5174%	Fecal		CFU/100 mL	200	283.2	86400	-	52,144.5
5439000	2/12/2010	26.8	26.8	0.3915	10.66	6196	52.5174%	Fecal		CFU/100 mL	200	283.2	86400	-	52,144.5
5439000	2/14/2016	26.8	26.8	0.3915	10.66	6196	52.5174%	Fecal		CFU/100 mL	200	283.2	86400	-	52,144.5
5439000	11/11/2016	26.8	26.8	0.3915	10.66	6196	52.5174%	Fecal		CFU/100 mL	200	283.2	86400	-	52,144.5
5439000	12/15/2003	26.7	26.7	0.3915	10.62	6201	52.5598%	Fecal		CFU/100 mL	200	283.2	86400	-	51,952.9
5439000	4/8/2005	26.7	26.7	0.3915	10.62	6201	52.5598%	Fecal		CFU/100 mL	200	283.2	86400	-	51,952.9
5439000	1/24/2009	26.7	26.7	0.3915	10.62	6201	52.5598%	Fecal		CFU/100 mL	200	283.2	86400	-	51,952.9
5439000	12/12/2017	26.7	26.7	0.3915	10.62	6201	52.5598%	Fecal		CFU/100 mL	200	283.2	86400	-	51,952.9
5439000	3/6/2022	71.4	71.4	0.1459	10.58	6205	52.5937%	Fecal		CFU/100 mL	200	283.2	86400	-	51,793.5
5439000	3/28/2022	71.4	71.4	0.1459	10.58	6205	52.5937%	Fecal		CFU/100 mL	200	283.2	86400	-	51,793.5
5439000	6/12/2007	26.6	26.6	0.3915	10.58	6207	52.6106%	Fecal		CFU/100 mL	200	283.2	86400	-	51,761.3
5439000	2/13/2010	26.6	26.6	0.3915	10.58	6207	52.6106%	Fecal		CFU/100 mL	200	283.2	86400	-	51,761.3
5439000	2/16/2010	26.6	26.6	0.3915	10.58	6207	52.6106%	Fecal		CFU/100 mL	200	283.2	86400	-	51,761.3
5439000	2/21/2010	26.6	26.6	0.3915	10.58	6207	52.6106%	Fecal		CFU/100 mL	200	283.2	86400	-	51,761.3
5439000	5/25/2013	26.6	26.6	0.3915	10.58	6207	52.6106%	Fecal		CFU/100 mL	200	283.2	86400	-	51,761.3
5439000	11/24/2018	26.6	26.6	0.3915	10.58	6207	52.6106%	Fecal		CFU/100 mL	200	283.2	86400	-	51,761.3
5439000	11/18/1993	26.5	26.5	0.3915	10.54	6213	52.6615%	Fecal		CFU/100 mL	200	283.2	86400	-	51,569.7
5439000	2/14/2010	26.5	26.5	0.3915	10.54	6213	52.6615%	Fecal		CFU/100 mL	200	283.2	86400	-	51,569.7
5439000	6/11/2010	26.5	26.5	0.3915	10.54	6213	52.6615%	Fecal		CFU/100 mL	200	283.2	86400	-	51,569.7
5439000	2/20/2014	26.5	26.5	0.3915	10.54	6213	52.6615%	Fecal		CFU/100 mL	200	283.2	86400	-	51,569.7
5439000	10/20/2014	26.5	26.5	0.3915	10.54	6213	52.6615%	Fecal		CFU/100 mL	200	283.2	86400	-	51,569.7
5439000	4/5/2018	26.5	26.5	0.3915	10.54	6213	52.6615%	Fecal		CFU/100 mL	200	283.2	86400	-	51,569.7
5439000	12/26/2019	26.5	26.5	0.3915	10.54	6213	52.6615%	Fecal		CFU/100 mL	200	283.2	86400	-	51,569.7
5439000	6/19/2021	26.5	26.5	0.3915	10.54	6213	52.6615%	Fecal		CFU/100 mL	200	283.2	86400	-	51,569.7
5439000	4/20/2022	71	71	0.1459	10.53	6221	52.7293%	Fecal		CFU/100 mL	200	283.2	86400	-	51,507.9
5439000	12/22/2001	26.4	26.4	0.3915	10.50	6222	52.7378%	Fecal		CFU/100 mL	200	283.2	86400	-	51,378.2
5439000	6/26/2007	26.4	26.4	0.3915	10.50	6222	52.7378%	Fecal		CFU/100 mL	200	283.2	86400	-	51,378.2
5439000	2/17/2010	26.4	26.4	0.3915	10.50	6222	52.7378%	Fecal		CFU/100 mL	200	283.2	86400	-	51,378.2
5439000	4/9/2012	26.4	26.4	0.3915	10.50	6222	52.7378%	Fecal		CFU/100 mL	200	283.2	86400	-	51,378.2
5439000	4/14/2012	26.4	26.4	0.3915	10.50	6222	52.7378%	Fecal		CFU/100 mL	200	283.2	86400	-	51,378.2
5439000	11/10/2018	26.4	26.4	0.3915	10.50	6222	52.7378%	Fecal		CFU/100 mL	200	283.2	86400	-	51,378.2
5439000	11/25/1993	26.3	26.3	0.3915	10.46	6228	52.7886%	Fecal		CFU/100 mL	200	283.2	86400	-	51,186.6
5439000	7/8/2011	26.3	26.3	0.3915	10.46	6228	52.7886%	Fecal		CFU/100 mL	200	283.2	86400	-	51,186.6
5439000	4/6/2012	26.3	26.3	0.3915	10.46	6228	52.7886%	Fecal		CFU/100 mL	200	283.2	86400	-	51,186.6
5439000	3/1/2016	26.3	26.3	0.3915	10.46	6228	52.7886%	Fecal		CFU/100 mL	200	283.2	86400	-	51,186.6
5439000	3/2/2016	26.3	26.3	0.3915	10.46	6228	52.7886%	Fecal		CFU/100 mL	200	283.2	86400	-	51,186.6
5439000	7/5/2017	26.3	26.3	0.3915	10.46	6228	52.7886%	Fecal		CFU/100 mL	200	283.2	86400	-	51,186.6
5439000	7/26/2008	26.2	26.2	0.3915	10.42	6234	52.8395%	Fecal		CFU/100 mL	200	283.2	86400	-	50,995.0
5439000	11/29/2008	26.2	26.2	0.3915	10.42	6234	52.8395%	Fecal		CFU/100 mL	200	283.2	86400	-	50,995.0
5439000	2/15/2010	26.2	26.2	0.3915	10.42	6234	52.8395%	Fecal		CFU/100 mL	200	283.2	86400	-	50,995.0
5439000	7/6/2017	26.2	26.2	0.3915	10.42	6234	52.8395%	Fecal		CFU/100 mL	200	283.2	86400	-	50,995.0
5439000	3/1/2022	70.1	70.1	0.1459	10.39	6238	52.8734%	Fecal		CFU/100 mL	200	283.2	86400	-	50,865.1
5439000	12/2/2001	26.1	26.1	0.3915	10.38	6239	52.8818%	Fecal		CFU/100 mL	200	283.2	86400	-	50,803.4
5439000	12/5/2001	26.1	26.1	0.3915	10.38	6239	52.8818%	Fecal		CFU/100 mL	200	283.2	86400	-	50,803.4
5439000	5/18/2007	26.1	26.1	0.3915	10.38	6239	52.8818%	Fecal		CFU/100 mL	200	283.2	86400	-	50,803.4
5439000	2/24/2010	26.1	26.1	0.3915	10.38	6239	52.8818%	Fecal		CFU/100 mL	200	283.2	86400	-	50,803.4
5439000	4/8/2012	26.1	26.1	0.3915	10.38	6239	52.8818%	Fecal		CFU/100 mL	200	283.2	86400	-	50,803.4
5439000	5/26/2014	26.1	26.1	0.3915	10.38	6239	52.8818%	Fecal		CFU/100 mL	200	283.2	86400	-	50,803.4
5439000	7/4/2016	26.1	26.1	0.3915	10.38	6239	52.8818%	Fecal		CFU/100 mL	200	283.2	86400	-	50,803.4
5439000	12/25/2018	26.1	26.1	0.3915	10.38	6239	52.8818%	Fecal		CFU/100 mL	200	283.2	86400	-	50,803.4
5439000	8/12/2019	26.1	26.1	0.3915	10.38	6239	52.8818%	Fecal		CFU/100 mL	200	283.2	86400	-	50,803.4
5439000	4/19/2022	69.9	69.9	0.1459	10.36	6248	52.9581%	Fecal		CFU/100 mL	200	283.2	86400	-	50,722.3
5439000	8/9/1990	26	26	0.3915	10.34	6249	52.9666%	Fecal		CFU/100 mL	200	283.2	86400	-	50,611.9
5439000	10/11/1990	26	26	0.3915	10.34	6249	52.9666%	Fecal		CFU/100 mL	200	283.2	86400	-	50,611.9
5439000	1/16/1991	26	26	0.3915	10.34	6249	52.9666%	Fecal		CFU/100 mL	200	283.2	86400	-	50,611.9
5439000	1/18/1991	26	26	0.3915	10.34	6249	52.9666%	Fecal		CFU/100 mL	200	283.2	86400	-	50,611.9
5439000	1/19/1991	26	26	0.3915	10.34	6249	52.9666%	Fecal		CFU/100 mL	200	283.2	86400	-	50,611.9
5439000	1/23/1991	26	26	0.3915	10.34	6249	52.9666%	Fecal		CFU/100 mL	200	283.2	86400	-	50,611.9
5439000	2/28/1991	26	26	0.3915	10.34	6249	52.9666%	Fecal		CFU/100 mL	200	283.2	86400	-	50,611.9
5439000	5/18/1992	26	26	0.3915	10.34	6249	52.9666%	Fecal		CFU/100 mL	200	283.2	86400	-	50,611.9
5439000	7/19/1992	26	26	0.3915	10.34	6249	52.9666%	Fecal		CFU/100 mL	200	283.2	86400	-	50,611.9
5439000	7/24/1992	26	26	0.3915	10.34	6249	52.9666%	Fecal		CFU/100 mL	200	283.2	86400	-	50,611.9
5439000	9/21/1992	26	26	0.3915	10.34	6249	52.9666%	Fecal		CFU/100 mL	200	283.2	86400	-	50,611.9
5439000	8/17/1993	26	26	0.3915	10.34	6249	52.9666%	Fecal		CFU/100 mL	200	283.2	86400	-	50,611.9
5439000	8/28/1993	26	26	0.3915	10.34	6249	52.9666%	Fecal		CFU/100 mL	200	283.2	86400	-	50,611.9
5439000	7/15/1994	26	26	0.3915	10.34	6249	52.9666%	Fecal		CFU/100 mL	200	283.2	86400	-	50,611.9
5439000	7/12/1995	26	26	0.3915	10.34	6249	52.9666%	Fecal		CFU/100 mL	200	283.2	86400	-	50,611.9
5439000	7/13/1995	26	26	0.3915	10.34	6249	52.9666%	Fecal		CFU/100 mL	200	283.2	86400	-	50,611.9
5439000	12/9/1995	26	26	0.3915	10.34	6249	52.9666%	Fecal		CFU/100 mL	200	283.2	86400	-	50,611.9
5439000	4/18/1996	26	26	0.3915	10.34	6249	52.9666%	Fecal		CFU/100 mL	200	283.2	86400	-	50,611.9
5439000	4/21/1996	26	26	0.3915	10.34	6249	52.9666%	Fecal		CFU/100 mL	200	283.2	86400	-	50,611.9
5439000	7/11/1996	26	26	0.3915	10.34	6249	52.9666%	Fecal		CFU/100 mL	200	283.2	86400	-	50,611.9
5439000	8/29/1996	26	26	0.3915	10.34	6249	52.9666%	Fecal		CFU/100 mL	200	283.2	86400	-	50,611.9
5439000	2/6/1997	26	26	0.3915	10.34	6249	52.9666%	Fecal		CFU/100 mL	200	283.2	86400	-	50,611.9
5439000	6/19/1997	26	26	0.3915	10.34	6249	52.9666%	Fecal		CFU/100 mL	200	283.2	86400	-	50,611.9
5439000	11/6/1998	26	26	0.3915	10.34	6249	52.9666%	Fecal		CFU/100 mL	200	283.2	86400	-	50,611.9
5439000	12/1/1998	26	26	0.3915	10.34	6249	52.9666%	Fecal		CFU/100 mL	200	283.2	86400	-	50,611.9
5439000	7/9/1999	26	26	0.3915	10.34	6249	52.9666%	Fecal		CFU/100 mL	200	283.2	86400	-	50,611.9
5439000	5/26/2000	26	26	0.3915	10.34	6249	52.9666%	Fecal		CFU/100 mL	200	283.2	86400	-	50,611.9
5439000	11/1/2001	26	26	0.3915	10.34	6249	52.9666%	Fecal		CFU/100 mL	200	283.2	86400	-	50,611.9
5439000	12/4/2001	26	26	0.3915	10.34	6249	52.9666%	Fecal		CFU/100 mL	200	283.2	86400	-	50,611.9
5439000	2/21/2004	26	26	0.3915	10.34	6249	52.9666%	Fecal		CFU/100 mL	200	283.2	86400	-	50,611.9
5439000	1/22/2005	26	26	0.3915	10.34	6249	52.9666%	Fecal		CFU/100 mL	200	283.2	86400	-	50,611.9
5439000	5/13/2005	26	26	0.3915	10.34	6249	52.9666%	Fecal		CFU/100 mL	200	283.2	86400	-	50,611.9
5439000	2/25/2010	26	26	0.3915	10.34	6249	52.9666%	Fecal		CFU/100 mL	200	283.2	86400	-	50,611.9
5439000	10/28/2016	26	26	0.3915	10.34	6249	52.9666%	Fecal		CFU/100 mL	200	283.2	86400	-	50,611.9
5439000	1/1/2017	26	26	0.3915	10.34	6249	52.9666%	Fecal		CFU/100 mL	200	283.2	86400	-	50,611.9
5439000	1/9/2017	26	26	0.3915	10.34	6249	52.9666%	Fecal		CFU/100 mL	200	283.2	86400	-	50,611.9
5439000	7/1/2017	26	26	0.3915	10.34	6249	52.9666%	Fecal		CFU/100 mL	200	283.2	86400	-	50,611.9
5439000	3/25/2018	26	26	0.3915	10.34	6249	52.9666%	Fecal		CFU/100 mL	200	283.2	86400	-	50,611.9
5439000	11/20/1993	25.9	25.9	0.3915	10.30	6287	53.2887%	Fecal		CFU/100 mL	200	283.2	86400	-	50,420.3
5439000	7/1/2002	25.9	25.9	0.3915	10.30	6287	53.2887%	Fecal		CFU/100 mL	200	283.2	86400	-	50,420.3
5439000	4/17/2004	25.9	25.9	0.3915	10.30	6287	53.2887%	Fecal		CFU/100 mL	200	283.2	86400	-	50,420.3
5439000	4/14/2005	25.9	25.9	0.3915	10.30	6287	53.2887%	Fecal		CFU/100 mL	200	283.2	86400	-	50,420.3
5439000	5/20/2007	25.9	25.9	0.3915	10.30	6287	53.2887%	Fecal		CFU/100 mL	200	283.2	86400	-	50,420.3
5439000	5/4/2014	25.9	25.9	0.3915	10.30	6287	53.2887%	Fecal		CFU/100 mL	200	283.2	86400	-	50,420.3
5439000	5/13/2014	25.9	25.9	0.3915	10.30	6287	53.2887%	Fecal		CFU/100 mL	200	283.2	86400	-	50,420.3
5439000	9/3/2016	25.9	25.9	0.3915	10.30	6287	53.2887%	Fecal		CFU/100 mL	200	283.2	86400	-	50,420.3
5439000	12/11/2017	25.9	25.9	0.3915	10.30	6287	53.2887%	Fecal		CFU/100 mL	200	283.2	86400	-	50,420.3
5439000	7/3/2020	25.9	25.9	0.3915	10.30	6287	53.2887%	Fecal		CFU/100 mL	200	283.2	86400	-	50,420.3
5439000	12/11/2021	25.9	25.9	0.3915	10.30	6287	53.2887%	Fecal		CFU/100 mL	200	283.2	86400	-	50,420.3
5439000	3/19/2022	69.3	69.3	0.1459	10.28	6298	53.3819%	Fecal		CFU/100 mL	200	283.2	86400	-	50,293.8
5439000	7/16/1994	25.8	25.8	0.3915	10.26	6299	53.3904%	Fecal		CFU/100 mL	200	283.2	86400	-	50,228.7
5439000	7/17/1994	25.8	25.8	0.3915	10.26	6299	53.3904%	Fecal		CFU/100 mL	200	283.2	86400	-	50,228.7

Gage ID	Date	Discharge (CFS)	Gage Discharge (less Surrogate NPDES) (CFS)	Watershed Area Ratio	Calculated flow (CFS)	Rank	Flow Exceedance %	Parameter	Results	Units (mg or micro_gram	Limit/Standard	100mL/CF	sec/day	Actual Load (million colonies/day)	Allowable Load (million colonies/day)
5439000	6/10/2003	25.8	25.8	0.3915	10.26	6299	53.3904%	Fecal		CFU/100 mL	200	283.2	86400	-	50,228.7
5439000	12/11/2007	25.8	25.8	0.3915	10.26	6299	53.3904%	Fecal		CFU/100 mL	200	283.2	86400	-	50,228.7
5439000	2/20/2010	25.8	25.8	0.3915	10.26	6299	53.3904%	Fecal		CFU/100 mL	200	283.2	86400	-	50,228.7
5439000	5/9/2014	25.8	25.8	0.3915	10.26	6299	53.3904%	Fecal		CFU/100 mL	200	283.2	86400	-	50,228.7
5439000	4/30/2021	25.8	25.8	0.3915	10.26	6299	53.3904%	Fecal		CFU/100 mL	200	283.2	86400	-	50,228.7
5439000	9/4/2008	25.7	25.7	0.3915	10.22	6306	53.4497%	Fecal		CFU/100 mL	200	283.2	86400	-	50,037.1
5439000	7/15/2010	25.7	25.7	0.3915	10.22	6306	53.4497%	Fecal		CFU/100 mL	200	283.2	86400	-	50,037.1
5439000	4/10/2012	25.7	25.7	0.3915	10.22	6306	53.4497%	Fecal		CFU/100 mL	200	283.2	86400	-	50,037.1
5439000	1/14/2018	25.7	25.7	0.3915	10.22	6306	53.4497%	Fecal		CFU/100 mL	200	283.2	86400	-	50,037.1
5439000	6/25/2006	25.6	25.6	0.3915	10.19	6310	53.4836%	Fecal		CFU/100 mL	200	283.2	86400	-	49,845.6
5439000	6/8/2012	25.6	25.6	0.3915	10.19	6310	53.4836%	Fecal		CFU/100 mL	200	283.2	86400	-	49,845.6
5439000	2/23/2014	25.6	25.6	0.3915	10.19	6310	53.4836%	Fecal		CFU/100 mL	200	283.2	86400	-	49,845.6
5439000	7/24/2014	25.6	25.6	0.3915	10.19	6310	53.4836%	Fecal		CFU/100 mL	200	283.2	86400	-	49,845.6
5439000	11/30/2014	25.6	25.6	0.3915	10.19	6310	53.4836%	Fecal		CFU/100 mL	200	283.2	86400	-	49,845.6
5439000	3/7/2016	25.6	25.6	0.3915	10.19	6310	53.4836%	Fecal		CFU/100 mL	200	283.2	86400	-	49,845.6
5439000	1/31/2018	25.6	25.6	0.3915	10.19	6310	53.4836%	Fecal		CFU/100 mL	200	283.2	86400	-	49,845.6
5439000	12/28/2019	25.6	25.6	0.3915	10.19	6310	53.4836%	Fecal		CFU/100 mL	200	283.2	86400	-	49,845.6
5439000	10/27/2021	25.6	25.6	0.3915	10.19	6310	53.4836%	Fecal		CFU/100 mL	200	283.2	86400	-	49,845.6
5439000	4/18/1994	25.5	25.5	0.3915	10.15	6319	53.5599%	Fecal		CFU/100 mL	200	283.2	86400	-	49,654.0
5439000	4/26/2006	25.5	25.5	0.3915	10.15	6319	53.5599%	Fecal		CFU/100 mL	200	283.2	86400	-	49,654.0
5439000	5/19/2007	25.5	25.5	0.3915	10.15	6319	53.5599%	Fecal		CFU/100 mL	200	283.2	86400	-	49,654.0
5439000	4/17/1994	25.4	25.4	0.3915	10.11	6322	53.5854%	Fecal		CFU/100 mL	200	283.2	86400	-	49,462.4
5439000	6/5/2006	25.4	25.4	0.3915	10.11	6322	53.5854%	Fecal		CFU/100 mL	200	283.2	86400	-	49,462.4
5439000	7/30/2015	25.4	25.4	0.3915	10.11	6322	53.5854%	Fecal		CFU/100 mL	200	283.2	86400	-	49,462.4
5439000	10/17/2018	25.4	25.4	0.3915	10.11	6322	53.5854%	Fecal		CFU/100 mL	200	283.2	86400	-	49,462.4
5439000	8/15/1994	25.3	25.3	0.3915	10.07	6326	53.6193%	Fecal		CFU/100 mL	200	283.2	86400	-	49,270.9
5439000	4/9/2005	25.3	25.3	0.3915	10.07	6326	53.6193%	Fecal		CFU/100 mL	200	283.2	86400	-	49,270.9
5439000	5/1/2021	25.3	25.3	0.3915	10.07	6326	53.6193%	Fecal		CFU/100 mL	200	283.2	86400	-	49,270.9
5439000	7/14/1994	25.2	25.2	0.3915	10.03	6329	53.6447%	Fecal		CFU/100 mL	200	283.2	86400	-	49,079.3
5439000	8/19/1994	25.2	25.2	0.3915	10.03	6329	53.6447%	Fecal		CFU/100 mL	200	283.2	86400	-	49,079.3
5439000	1/7/2011	25.2	25.2	0.3915	10.03	6329	53.6447%	Fecal		CFU/100 mL	200	283.2	86400	-	49,079.3
5439000	8/8/2017	25.2	25.2	0.3915	10.03	6329	53.6447%	Fecal		CFU/100 mL	200	283.2	86400	-	49,079.3
5439000	7/10/1994	25.1	25.1	0.3915	9.99	6333	53.6786%	Fecal		CFU/100 mL	200	283.2	86400	-	48,887.7
5439000	4/25/2005	25.1	25.1	0.3915	9.99	6333	53.6786%	Fecal		CFU/100 mL	200	283.2	86400	-	48,887.7
5439000	6/9/2012	25.1	25.1	0.3915	9.99	6333	53.6786%	Fecal		CFU/100 mL	200	283.2	86400	-	48,887.7
5439000	1/11/1990	25	25	0.3915	9.95	6336	53.7040%	Fecal		CFU/100 mL	200	283.2	86400	-	48,696.1
5439000	7/31/1990	25	25	0.3915	9.95	6336	53.7040%	Fecal		CFU/100 mL	200	283.2	86400	-	48,696.1
5439000	11/26/1990	25	25	0.3915	9.95	6336	53.7040%	Fecal		CFU/100 mL	200	283.2	86400	-	48,696.1
5439000	1/17/1991	25	25	0.3915	9.95	6336	53.7040%	Fecal		CFU/100 mL	200	283.2	86400	-	48,696.1
5439000	1/20/1991	25	25	0.3915	9.95	6336	53.7040%	Fecal		CFU/100 mL	200	283.2	86400	-	48,696.1
5439000	1/21/1991	25	25	0.3915	9.95	6336	53.7040%	Fecal		CFU/100 mL	200	283.2	86400	-	48,696.1
5439000	1/22/1991	25	25	0.3915	9.95	6336	53.7040%	Fecal		CFU/100 mL	200	283.2	86400	-	48,696.1
5439000	1/24/1991	25	25	0.3915	9.95	6336	53.7040%	Fecal		CFU/100 mL	200	283.2	86400	-	48,696.1
5439000	1/25/1991	25	25	0.3915	9.95	6336	53.7040%	Fecal		CFU/100 mL	200	283.2	86400	-	48,696.1
5439000	1/26/1991	25	25	0.3915	9.95	6336	53.7040%	Fecal		CFU/100 mL	200	283.2	86400	-	48,696.1
5439000	1/27/1991	25	25	0.3915	9.95	6336	53.7040%	Fecal		CFU/100 mL	200	283.2	86400	-	48,696.1
5439000	1/28/1991	25	25	0.3915	9.95	6336	53.7040%	Fecal		CFU/100 mL	200	283.2	86400	-	48,696.1
5439000	2/1/1991	25	25	0.3915	9.95	6336	53.7040%	Fecal		CFU/100 mL	200	283.2	86400	-	48,696.1
5439000	8/8/1991	25	25	0.3915	9.95	6336	53.7040%	Fecal		CFU/100 mL	200	283.2	86400	-	48,696.1
5439000	11/24/1991	25	25	0.3915	9.95	6336	53.7040%	Fecal		CFU/100 mL	200	283.2	86400	-	48,696.1
5439000	11/26/1991	25	25	0.3915	9.95	6336	53.7040%	Fecal		CFU/100 mL	200	283.2	86400	-	48,696.1
5439000	11/28/1991	25	25	0.3915	9.95	6336	53.7040%	Fecal		CFU/100 mL	200	283.2	86400	-	48,696.1
5439000	2/14/1992	25	25	0.3915	9.95	6336	53.7040%	Fecal		CFU/100 mL	200	283.2	86400	-	48,696.1
5439000	5/19/1992	25	25	0.3915	9.95	6336	53.7040%	Fecal		CFU/100 mL	200	283.2	86400	-	48,696.1
5439000	5/22/1992	25	25	0.3915	9.95	6336	53.7040%	Fecal		CFU/100 mL	200	283.2	86400	-	48,696.1
5439000	1/24/1994	25	25	0.3915	9.95	6336	53.7040%	Fecal		CFU/100 mL	200	283.2	86400	-	48,696.1
5439000	2/16/1994	25	25	0.3915	9.95	6336	53.7040%	Fecal		CFU/100 mL	200	283.2	86400	-	48,696.1
5439000	10/6/1995	25	25	0.3915	9.95	6336	53.7040%	Fecal		CFU/100 mL	200	283.2	86400	-	48,696.1
5439000	11/6/1995	25	25	0.3915	9.95	6336	53.7040%	Fecal		CFU/100 mL	200	283.2	86400	-	48,696.1
5439000	12/4/1995	25	25	0.3915	9.95	6336	53.7040%	Fecal		CFU/100 mL	200	283.2	86400	-	48,696.1
5439000	12/10/1995	25	25	0.3915	9.95	6336	53.7040%	Fecal		CFU/100 mL	200	283.2	86400	-	48,696.1
5439000	1/20/1996	25	25	0.3915	9.95	6336	53.7040%	Fecal		CFU/100 mL	200	283.2	86400	-	48,696.1
5439000	2/28/1996	25	25	0.3915	9.95	6336	53.7040%	Fecal		CFU/100 mL	200	283.2	86400	-	48,696.1
5439000	3/26/1996	25	25	0.3915	9.95	6336	53.7040%	Fecal		CFU/100 mL	200	283.2	86400	-	48,696.1
5439000	7/14/1996	25	25	0.3915	9.95	6336	53.7040%	Fecal		CFU/100 mL	200	283.2	86400	-	48,696.1
5439000	9/27/1996	25	25	0.3915	9.95	6336	53.7040%	Fecal		CFU/100 mL	200	283.2	86400	-	48,696.1
5439000	12/20/1996	25	25	0.3915	9.95	6336	53.7040%	Fecal		CFU/100 mL	200	283.2	86400	-	48,696.1
5439000	12/21/1996	25	25	0.3915	9.95	6336	53.7040%	Fecal		CFU/100 mL	200	283.2	86400	-	48,696.1
5439000	12/28/1996	25	25	0.3915	9.95	6336	53.7040%	Fecal		CFU/100 mL	200	283.2	86400	-	48,696.1
5439000	1/11/1997	25	25	0.3915	9.95	6336	53.7040%	Fecal		CFU/100 mL	200	283.2	86400	-	48,696.1
5439000	1/25/1997	25	25	0.3915	9.95	6336	53.7040%	Fecal		CFU/100 mL	200	283.2	86400	-	48,696.1
5439000	2/5/1997	25	25	0.3915	9.95	6336	53.7040%	Fecal		CFU/100 mL	200	283.2	86400	-	48,696.1
5439000	2/18/1997	25	25	0.3915	9.95	6336	53.7040%	Fecal		CFU/100 mL	200	283.2	86400	-	48,696.1
5439000	6/20/1997	25	25	0.3915	9.95	6336	53.7040%	Fecal		CFU/100 mL	200	283.2	86400	-	48,696.1
5439000	6/21/1997	25	25	0.3915	9.95	6336	53.7040%	Fecal		CFU/100 mL	200	283.2	86400	-	48,696.1
5439000	7/2/1997	25	25	0.3915	9.95	6336	53.7040%	Fecal		CFU/100 mL	200	283.2	86400	-	48,696.1
5439000	11/9/1998	25	25	0.3915	9.95	6336	53.7040%	Fecal		CFU/100 mL	200	283.2	86400	-	48,696.1
5439000	12/22/1998	25	25	0.3915	9.95	6336	53.7040%	Fecal		CFU/100 mL	200	283.2	86400	-	48,696.1
5439000	7/23/1999	25	25	0.3915	9.95	6336	53.7040%	Fecal		CFU/100 mL	200	283.2	86400	-	48,696.1
5439000	10/1/1999	25	25	0.3915	9.95	6336	53.7040%	Fecal		CFU/100 mL	200	283.2	86400	-	48,696.1
5439000	3/24/2000	25	25	0.3915	9.95	6336	53.7040%	Fecal		CFU/100 mL	200	283.2	86400	-	48,696.1
5439000	4/17/2000	25	25	0.3915	9.95	6336	53.7040%	Fecal		CFU/100 mL	200	283.2	86400	-	48,696.1
5439000	5/30/2000	25	25	0.3915	9.95	6336	53.7040%	Fecal		CFU/100 mL	200	283.2	86400	-	48,696.1
5439000	5/23/2001	25	25	0.3915	9.95	6336	53.7040%	Fecal		CFU/100 mL	200	283.2	86400	-	48,696.1
5439000	6/27/2001	25	25	0.3915	9.95	6336	53.7040%	Fecal		CFU/100 mL	200	283.2	86400	-	48,696.1
5439000	12/6/2001	25	25	0.3915	9.95	6336	53.7040%	Fecal		CFU/100 mL	200	283.2	86400	-	48,696.1
5439000	4/18/2004	25	25	0.3915	9.95	6336	53.7040%	Fecal		CFU/100 mL	200	283.2	86400	-	48,696.1
5439000	4/15/2005	25	25	0.3915	9.95	6336	53.7040%	Fecal		CFU/100 mL	200	283.2	86400	-	48,696.1
5439000	2/9/2008	25	25	0.3915	9.95	6336	53.7040%	Fecal		CFU/100 mL	200	283.2	86400	-	48,696.1
5439000	2/19/2010	25	25	0.3915	9.95	6336	53.7040%	Fecal		CFU/100 mL	200	283.2	86400	-	48,696.1
5439000	2/16/2013	25	25	0.3915	9.95	6336	53.7040%	Fecal		CFU/100 mL	200	283.2	86400	-	48,696.1
5439000	2/18/2013	25	25	0.3915	9.95	6336	53.7040%	Fecal		CFU/100 mL	200	283.2	86400	-	48,696.1
5439000	1/2/2017	25	25	0.3915	9.95	6336	53.7040%	Fecal		CFU/100 mL	200	283.2	86400	-	48,696.1
5439000	2/10/2002	24.9	24.9	0.3915	9.91	6394	54.1956%	Fecal		CFU/100 mL	200	283.2	86400	-	48,504.6
5439000	11/28/2004	24.9	24.9	0.3915	9.91	6394	54.1956%	Fecal		CFU/100 mL	200	283.2	86400	-	48,504.6
5439000	4/18/2005	24.9	24.9	0.3915	9.91	6394	54.1956%	Fecal		CFU/100 mL	200	283.2	86400	-	48,504.6
5439000	7/4/2006	24.9	24.9	0.3915	9.91	6394	54.1956%	Fecal		CFU/100 mL	200	283.2	86400	-	48,504.6
5439000	8/3/2006	24.9	24.9	0.3915	9.91	6394	54.1956%	Fecal		CFU/100 mL	200	283.2	86400	-	48,504.6
5439000	7/15/2009	24.9	24.9	0.3915	9.91	6394	54.1956%	Fecal		CFU/100 mL	200	283.2	86400	-	48,504.6
5439000	2/18/2010	24.9	24.9	0.3915	9.91	6394	54.1956%	Fecal		CFU/100 mL	200	283.2	86400	-	48,504.6
5439000	12/24/2001	24.8	24.8	0.3915	9.87	6401	54.2550%	Fecal		CFU/100 mL	200	283.2	86400	-	48,313.0
5439000	6/11/2003	24.8	24.8	0.3915	9.87	6401	54.2550%	Fecal		CFU/100 mL	200	283.2	86400	-	48,313.0
5439000	2/28/2010	24.8	24.8	0.3915	9.87	6401	54.2550%	Fecal		CFU/100 mL	200	283.2	86400	-	48,313.0
5439000	6/2/2014	24.8	24.8	0.3915	9.87	6401	54.2550%	Fecal		CFU/100 mL	200	283.2	86400	-	48,313.0
5439000	1/4/2017	24.8	24.8	0.3915	9.87	6401	54.2550%	Fecal		CFU/100 mL	200	283.2	86400	-	48,313.0
5439000	1/8/2017	24.8	24.8	0.3915	9.87	6401	54.2550%	Fecal		CFU/100 mL	200	283.2	86400	-	48,313.0
5439000	4/14/2018	24.8	24.8	0.3915	9.87	6401	54.2550%	Fecal		CFU/100 mL	200	283.2	86400	-	48,313.0
5439000	3/30/2022	66.3	66.3	0.1459	9.84	6408	54.3143%	Fecal		CFU/100 mL	200	283.2	86400	-	48,151.3
5439000	11/30/1993	24.7	24.7	0.3915	9.83	6409	54.3228%	Fecal		CFU/100 mL	200	283.2	86400	-	48,121.4
5439000	4/10/1994	24.7	24.7	0.3915	9.83	6409	54.3228%	Fecal		CFU/100 mL	200	283.2	86400	-	48,121.4
5439000	8/14/2002	24.7	24.7	0.3915	9.83	6409	54.3228%	Fecal		CFU/100 mL	200	283.2	86400	-	48,121.4
5439000	4/17/2005	24.7	24.7	0.3915	9.83	6409	54.3228%	Fecal		CFU/100 mL	200	283.2	86400	-	48,121.4
5439000	12/7/2008	24.7	24.7	0.3915	9.83	6409	54.3228%	Fecal		CFU/100 mL	200	283.2	86400	-	48,121.4
5439000	1/3/2017	24.7	24.7	0.3915	9.83	6409	54.3228%	Fecal		CFU/100 mL	200	283.2	86400	-	48,121.4
5439000	7/13/2017	24.7	24.7	0.3915	9.83	6409	54.3228%	Fecal		CFU/100 mL	200	283.2	86400	-	48,121.4
5439000	7/2/2002	24.6	24.6	0.3915	9.79	6416	54.3821%	Fecal		CFU/100 mL	200	283.2	86400	-	47,929.8
5439000	7/8/2004	24.6	24.6	0.3915	9.79	6416	54.3821%	Fecal		CFU/100 mL	200	283.2	86400	-	47,929.8
5439000	2/7/2013	24.6	24.6	0.3915	9.79	6416	54.3821%	Fecal		CFU/100 mL	200	283.2	86400	-	47,929.8
5439000	4/19/2004	24.5	24.5	0.3915	9.76	6419	54.4075%	Fecal		CFU/100 mL	200	283.2	86400	-	47,738.3
5439000	4/26/2005	24.5	24.5	0.3915	9.76	6419	54.4075%	Fecal		CFU/100 mL	200	283.2	86400	-	47,738.3
5439000	5/23/2005	24.5	24.5	0.3915	9.76	6419	54.4075%	Fecal		CFU/100 mL	200	283.2	86400	-	47,738.3
5439000	6/6/2006	24.5	24.5	0.3915	9.76	6419	54.4075%	Fecal		CFU/100 mL	200	283.2	86400	-	47,738.3
5439000	8/2/2010	24.5	24.5	0.3915	9.76	6419	54.4075%	Fecal		CFU/100 mL	200	283.2	86400	-	47,738.3
5439000	11/12/2015	24.5	24.5	0.3915	9.76	6419	54.4075%	Fecal		CFU/100 mL	200	283.2	86400	-	47,738.3
5439000	4/19/1994	24.4	24.4	0.3915	9.72	6425	54.4584%	Fecal		CFU/100 mL	200	283.2	86400	-	47,546.7
5439000	5/14/2005	24.4	24.4	0.3915	9.72	6425	54.4584%	Fecal		CFU/100 mL	200	283.2	86400	-	47,546.7

Gage ID	Date	Discharge (CFS)	Gage Discharge (less Surrogate NPDES) (CFS)	Watershed Area Ratio	Calculated flow (CFS)	Rank	Flow Exceedance %	Parameter	Results	Units (mg or micro_gram	Limit/Standard	100mL/CF	sec/day	Actual Load (million colonies/day)	Allowable Load (million colonies/day)
5439000	7/18/2013	24.4	24.4	0.3915	9.72	6425	54.4584%	Fecal		CFU/100 mL	200	283.2	86400	-	47,546.7
5439000	9/5/2014	24.4	24.4	0.3915	9.72	6425	54.4584%	Fecal		CFU/100 mL	200	283.2	86400	-	47,546.7
5439000	1/5/2017	24.4	24.4	0.3915	9.72	6425	54.4584%	Fecal		CFU/100 mL	200	283.2	86400	-	47,546.7
5439000	1/6/2017	24.4	24.4	0.3915	9.72	6425	54.4584%	Fecal		CFU/100 mL	200	283.2	86400	-	47,546.7
5439000	1/7/2017	24.4	24.4	0.3915	9.72	6425	54.4584%	Fecal		CFU/100 mL	200	283.2	86400	-	47,546.7
5439000	4/21/2018	24.4	24.4	0.3915	9.72	6425	54.4584%	Fecal		CFU/100 mL	200	283.2	86400	-	47,546.7
5439000	12/21/2001	24.3	24.3	0.3915	9.68	6433	54.5262%	Fecal		CFU/100 mL	200	283.2	86400	-	47,355.1
5439000	11/3/2003	24.3	24.3	0.3915	9.68	6433	54.5262%	Fecal		CFU/100 mL	200	283.2	86400	-	47,355.1
5439000	4/19/2005	24.3	24.3	0.3915	9.68	6433	54.5262%	Fecal		CFU/100 mL	200	283.2	86400	-	47,355.1
5439000	8/21/2009	24.3	24.3	0.3915	9.68	6433	54.5262%	Fecal		CFU/100 mL	200	283.2	86400	-	47,355.1
5439000	11/28/2014	24.3	24.3	0.3915	9.68	6433	54.5262%	Fecal		CFU/100 mL	200	283.2	86400	-	47,355.1
5439000	12/26/2018	24.3	24.3	0.3915	9.68	6433	54.5262%	Fecal		CFU/100 mL	200	283.2	86400	-	47,355.1
5439000	4/7/2012	24.2	24.2	0.3915	9.64	6439	54.5770%	Fecal		CFU/100 mL	200	283.2	86400	-	47,163.5
5439000	4/7/2018	24.2	24.2	0.3915	9.64	6439	54.5770%	Fecal		CFU/100 mL	200	283.2	86400	-	47,163.5
5439000	12/16/2020	24.2	24.2	0.3915	9.64	6439	54.5770%	Fecal		CFU/100 mL	200	283.2	86400	-	47,163.5
5439000	4/11/2012	24.1	24.1	0.3915	9.60	6442	54.6025%	Fecal		CFU/100 mL	200	283.2	86400	-	46,972.0
5439000	9/6/2020	24.1	24.1	0.3915	9.60	6442	54.6025%	Fecal		CFU/100 mL	200	283.2	86400	-	46,972.0
5439000	1/22/1990	24	24	0.3915	9.56	6444	54.6194%	Fecal		CFU/100 mL	200	283.2	86400	-	46,780.4
5439000	1/24/1990	24	24	0.3915	9.56	6444	54.6194%	Fecal		CFU/100 mL	200	283.2	86400	-	46,780.4
5439000	8/31/1990	24	24	0.3915	9.56	6444	54.6194%	Fecal		CFU/100 mL	200	283.2	86400	-	46,780.4
5439000	10/17/1990	24	24	0.3915	9.56	6444	54.6194%	Fecal		CFU/100 mL	200	283.2	86400	-	46,780.4
5439000	10/22/1990	24	24	0.3915	9.56	6444	54.6194%	Fecal		CFU/100 mL	200	283.2	86400	-	46,780.4
5439000	1/29/1991	24	24	0.3915	9.56	6444	54.6194%	Fecal		CFU/100 mL	200	283.2	86400	-	46,780.4
5439000	7/3/1991	24	24	0.3915	9.56	6444	54.6194%	Fecal		CFU/100 mL	200	283.2	86400	-	46,780.4
5439000	5/20/1992	24	24	0.3915	9.56	6444	54.6194%	Fecal		CFU/100 mL	200	283.2	86400	-	46,780.4
5439000	5/21/1992	24	24	0.3915	9.56	6444	54.6194%	Fecal		CFU/100 mL	200	283.2	86400	-	46,780.4
5439000	7/2/1992	24	24	0.3915	9.56	6444	54.6194%	Fecal		CFU/100 mL	200	283.2	86400	-	46,780.4
5439000	7/23/1992	24	24	0.3915	9.56	6444	54.6194%	Fecal		CFU/100 mL	200	283.2	86400	-	46,780.4
5439000	7/30/1992	24	24	0.3915	9.56	6444	54.6194%	Fecal		CFU/100 mL	200	283.2	86400	-	46,780.4
5439000	9/29/1992	24	24	0.3915	9.56	6444	54.6194%	Fecal		CFU/100 mL	200	283.2	86400	-	46,780.4
5439000	8/11/1993	24	24	0.3915	9.56	6444	54.6194%	Fecal		CFU/100 mL	200	283.2	86400	-	46,780.4
5439000	8/18/1993	24	24	0.3915	9.56	6444	54.6194%	Fecal		CFU/100 mL	200	283.2	86400	-	46,780.4
5439000	1/6/1994	24	24	0.3915	9.56	6444	54.6194%	Fecal		CFU/100 mL	200	283.2	86400	-	46,780.4
5439000	1/23/1994	24	24	0.3915	9.56	6444	54.6194%	Fecal		CFU/100 mL	200	283.2	86400	-	46,780.4
5439000	7/14/1995	24	24	0.3915	9.56	6444	54.6194%	Fecal		CFU/100 mL	200	283.2	86400	-	46,780.4
5439000	7/20/1995	24	24	0.3915	9.56	6444	54.6194%	Fecal		CFU/100 mL	200	283.2	86400	-	46,780.4
5439000	4/23/1996	24	24	0.3915	9.56	6444	54.6194%	Fecal		CFU/100 mL	200	283.2	86400	-	46,780.4
5439000	5/5/1996	24	24	0.3915	9.56	6444	54.6194%	Fecal		CFU/100 mL	200	283.2	86400	-	46,780.4
5439000	5/6/1996	24	24	0.3915	9.56	6444	54.6194%	Fecal		CFU/100 mL	200	283.2	86400	-	46,780.4
5439000	12/22/1996	24	24	0.3915	9.56	6444	54.6194%	Fecal		CFU/100 mL	200	283.2	86400	-	46,780.4
5439000	12/24/1996	24	24	0.3915	9.56	6444	54.6194%	Fecal		CFU/100 mL	200	283.2	86400	-	46,780.4
5439000	1/23/1997	24	24	0.3915	9.56	6444	54.6194%	Fecal		CFU/100 mL	200	283.2	86400	-	46,780.4
5439000	2/7/1997	24	24	0.3915	9.56	6444	54.6194%	Fecal		CFU/100 mL	200	283.2	86400	-	46,780.4
5439000	11/7/1998	24	24	0.3915	9.56	6444	54.6194%	Fecal		CFU/100 mL	200	283.2	86400	-	46,780.4
5439000	12/2/1998	24	24	0.3915	9.56	6444	54.6194%	Fecal		CFU/100 mL	200	283.2	86400	-	46,780.4
5439000	12/3/1998	24	24	0.3915	9.56	6444	54.6194%	Fecal		CFU/100 mL	200	283.2	86400	-	46,780.4
5439000	10/4/1999	24	24	0.3915	9.56	6444	54.6194%	Fecal		CFU/100 mL	200	283.2	86400	-	46,780.4
5439000	3/21/2000	24	24	0.3915	9.56	6444	54.6194%	Fecal		CFU/100 mL	200	283.2	86400	-	46,780.4
5439000	3/25/2000	24	24	0.3915	9.56	6444	54.6194%	Fecal		CFU/100 mL	200	283.2	86400	-	46,780.4
5439000	3/27/2000	24	24	0.3915	9.56	6444	54.6194%	Fecal		CFU/100 mL	200	283.2	86400	-	46,780.4
5439000	5/29/2000	24	24	0.3915	9.56	6444	54.6194%	Fecal		CFU/100 mL	200	283.2	86400	-	46,780.4
5439000	10/7/2000	24	24	0.3915	9.56	6444	54.6194%	Fecal		CFU/100 mL	200	283.2	86400	-	46,780.4
5439000	11/7/2000	24	24	0.3915	9.56	6444	54.6194%	Fecal		CFU/100 mL	200	283.2	86400	-	46,780.4
5439000	11/18/2000	24	24	0.3915	9.56	6444	54.6194%	Fecal		CFU/100 mL	200	283.2	86400	-	46,780.4
5439000	11/19/2000	24	24	0.3915	9.56	6444	54.6194%	Fecal		CFU/100 mL	200	283.2	86400	-	46,780.4
5439000	5/19/2001	24	24	0.3915	9.56	6444	54.6194%	Fecal		CFU/100 mL	200	283.2	86400	-	46,780.4
5439000	5/20/2001	24	24	0.3915	9.56	6444	54.6194%	Fecal		CFU/100 mL	200	283.2	86400	-	46,780.4
5439000	5/25/2001	24	24	0.3915	9.56	6444	54.6194%	Fecal		CFU/100 mL	200	283.2	86400	-	46,780.4
5439000	6/28/2001	24	24	0.3915	9.56	6444	54.6194%	Fecal		CFU/100 mL	200	283.2	86400	-	46,780.4
5439000	4/24/2005	24	24	0.3915	9.56	6444	54.6194%	Fecal		CFU/100 mL	200	283.2	86400	-	46,780.4
5439000	3/17/2006	24	24	0.3915	9.56	6444	54.6194%	Fecal		CFU/100 mL	200	283.2	86400	-	46,780.4
5439000	12/3/2008	24	24	0.3915	9.56	6444	54.6194%	Fecal		CFU/100 mL	200	283.2	86400	-	46,780.4
5439000	3/3/2016	24	24	0.3915	9.56	6444	54.6194%	Fecal		CFU/100 mL	200	283.2	86400	-	46,780.4
5439000	7/27/2016	24	24	0.3915	9.56	6444	54.6194%	Fecal		CFU/100 mL	200	283.2	86400	-	46,780.4
5439000	4/22/2018	24	24	0.3915	9.56	6444	54.6194%	Fecal		CFU/100 mL	200	283.2	86400	-	46,780.4
5439000	7/24/2021	24	24	0.3915	9.56	6444	54.6194%	Fecal		CFU/100 mL	200	283.2	86400	-	46,780.4
5439000	11/21/1993	23.9	23.9	0.3915	9.52	6493	55.0348%	Fecal		CFU/100 mL	200	283.2	86400	-	46,588.8
5439000	2/21/2022	64	64	0.1459	9.50	6494	55.0432%	Fecal		CFU/100 mL	200	283.2	86400	-	46,508.8
5439000	4/25/1994	23.8	23.8	0.3915	9.48	6495	55.0517%	Fecal		CFU/100 mL	200	283.2	86400	-	46,397.3
5439000	4/30/1994	23.8	23.8	0.3915	9.48	6495	55.0517%	Fecal		CFU/100 mL	200	283.2	86400	-	46,397.3
5439000	4/16/2005	23.8	23.8	0.3915	9.48	6495	55.0517%	Fecal		CFU/100 mL	200	283.2	86400	-	46,397.3
5439000	4/20/2005	23.8	23.8	0.3915	9.48	6495	55.0517%	Fecal		CFU/100 mL	200	283.2	86400	-	46,397.3
5439000	3/29/2022	63.8	63.8	0.1459	9.47	6499	55.0856%	Fecal		CFU/100 mL	200	283.2	86400	-	46,366.0
5439000	4/11/1994	23.7	23.7	0.3915	9.44	6500	55.0941%	Fecal		CFU/100 mL	200	283.2	86400	-	46,205.7
5439000	4/10/2005	23.7	23.7	0.3915	9.44	6500	55.0941%	Fecal		CFU/100 mL	200	283.2	86400	-	46,205.7
5439000	5/21/2007	23.7	23.7	0.3915	9.44	6500	55.0941%	Fecal		CFU/100 mL	200	283.2	86400	-	46,205.7
5439000	6/17/2007	23.7	23.7	0.3915	9.44	6500	55.0941%	Fecal		CFU/100 mL	200	283.2	86400	-	46,205.7
5439000	8/1/2007	23.7	23.7	0.3915	9.44	6500	55.0941%	Fecal		CFU/100 mL	200	283.2	86400	-	46,205.7
5439000	1/25/2009	23.7	23.7	0.3915	9.44	6500	55.0941%	Fecal		CFU/100 mL	200	283.2	86400	-	46,205.7
5439000	1/26/2009	23.7	23.7	0.3915	9.44	6500	55.0941%	Fecal		CFU/100 mL	200	283.2	86400	-	46,205.7
5439000	7/12/2011	23.7	23.7	0.3915	9.44	6500	55.0941%	Fecal		CFU/100 mL	200	283.2	86400	-	46,205.7
5439000	4/13/2012	23.7	23.7	0.3915	9.44	6500	55.0941%	Fecal		CFU/100 mL	200	283.2	86400	-	46,205.7
5439000	4/27/2006	23.6	23.6	0.3915	9.40	6509	55.1704%	Fecal		CFU/100 mL	200	283.2	86400	-	46,014.1
5439000	6/30/2007	23.6	23.6	0.3915	9.40	6509	55.1704%	Fecal		CFU/100 mL	200	283.2	86400	-	46,014.1
5439000	7/9/2011	23.6	23.6	0.3915	9.40	6509	55.1704%	Fecal		CFU/100 mL	200	283.2	86400	-	46,014.1
5439000	4/12/2012	23.6	23.6	0.3915	9.40	6509	55.1704%	Fecal		CFU/100 mL	200	283.2	86400	-	46,014.1
5439000	12/15/2017	23.6	23.6	0.3915	9.40	6509	55.1704%	Fecal		CFU/100 mL	200	283.2	86400	-	46,014.1
5439000	11/22/1993	23.5	23.5	0.3915	9.36	6514	55.2127%	Fecal		CFU/100 mL	200	283.2	86400	-	45,822.5
5439000	7/14/2009	23.5	23.5	0.3915	9.36	6514	55.2127%	Fecal		CFU/100 mL	200	283.2	86400	-	45,822.5
5439000	7/22/2011	23.5	23.5	0.3915	9.36	6514	55.2127%	Fecal		CFU/100 mL	200	283.2	86400	-	45,822.5
5439000	4/20/2018	23.5	23.5	0.3915	9.36	6514	55.2127%	Fecal		CFU/100 mL	200	283.2	86400	-	45,822.5
5439000	9/11/2020	23.5	23.5	0.3915	9.36	6514	55.2127%	Fecal		CFU/100 mL	200	283.2	86400	-	45,822.5
5439000	5/8/2021	23.5	23.5	0.3915	9.36	6514	55.2127%	Fecal		CFU/100 mL	200	283.2	86400	-	45,822.5
5439000	3/7/2022	63	63	0.1459	9.36	6520	55.2636%	Fecal		CFU/100 mL	200	283.2	86400	-	45,794.6
5439000	3/21/2022	63	63	0.1459	9.36	6520	55.2636%	Fecal		CFU/100 mL	200	283.2	86400	-	45,794.6
5439000	8/21/1994	23.4	23.4	0.3915	9.32	6522	55.2806%	Fecal		CFU/100 mL	200	283.2	86400	-	45,631.0
5439000	7/11/2004	23.4	23.4	0.3915	9.32	6522	55.2806%	Fecal		CFU/100 mL	200	283.2	86400	-	45,631.0
5439000	6/10/2012	23.4	23.4	0.3915	9.32	6522	55.2806%	Fecal		CFU/100 mL	200	283.2	86400	-	45,631.0
5439000	11/27/2014	23.4	23.4	0.3915	9.32	6522	55.2806%	Fecal		CFU/100 mL	200	283.2	86400	-	45,631.0
5439000	12/6/2008	23.3	23.3	0.3915	9.29	6526	55.3145%	Fecal		CFU/100 mL	200	283.2	86400	-	45,439.4
5439000	7/22/2020	23.3	23.3	0.3915	9.29	6526	55.3145%	Fecal		CFU/100 mL	200	283.2	86400	-	45,439.4
5439000	11/24/1993	23.2	23.2	0.3915	9.25	6528	55.3314%	Fecal		CFU/100 mL	200	283.2	86400	-	45,247.8
5439000	5/1/1994	23.2	23.2	0.3915	9.25	6528	55.3314%	Fecal		CFU/100 mL	200	283.2	86400	-	45,247.8
5439000	8/15/2010	23.2	23.2	0.3915	9.25	6528	55.3314%	Fecal		CFU/100 mL	200	283.2	86400	-	45,247.8
5439000	7/11/1994	23.1	23.1	0.3915	9.21	6531	55.3568%	Fecal		CFU/100 mL	200	283.2	86400	-	45,056.2
5439000	10/15/2001	23.1	23.1	0.3915	9.21	6531	55.3568%	Fecal		CFU/100 mL	200	283.2	86400	-	45,056.2
5439000	9/4/2006	23.1	23.1	0.3915	9.21	6531	55.3568%	Fecal		CFU/100 mL	200	283.2	86400	-	45,056.2
5439000	12/2/2008	23.1	23.1	0.3915	9.21	6531	55.3568%	Fecal		CFU/100 mL	200	283.2	86400	-	45,056.2
5439000	9/3/2018	23.1	23.1	0.3915	9.21	6531	55.3568%	Fecal		CFU/100 mL	200	283.2	86400	-	45,056.2
5439000	1/7/1990	23	23	0.3915	9.17	6536	55.3992%	Fecal		CFU/100 mL	200	283.2	86400	-	44,864.7
5439000	1/23/1990	23	23	0.3915	9.17	6536	55.3992%	Fecal		CFU/100 mL	200	283.2	86400	-	44,864.7
5439000	1/30/1991	23	23	0.3915	9.17	6536	55.3992%	Fecal		CFU/100 mL	200	283.2	86400	-	44,864.7
5439000	6/24/1991	23	23	0.3915	9.17	6536	55.3992%	Fecal		CFU/100 mL	200	283.2	86400	-	44,864.7
5439000	9/13/1993	23	23	0.3915	9.17	6536	55.3992%	Fecal		CFU/100 mL	200	283.2	86400	-	44,864.7
5439000	1/22/1994	23	23	0.3915	9.17	6536	55.3992%	Fecal		CFU/100 mL	200	283.2	86400	-	44,864.7
5439000	1/25/1994	23	23	0.3915	9.17	6536	55.3992%	Fecal		CFU/100 mL	200	283.2	86400	-	44,864.7
5439000	7/12/1994	23	23	0.3915	9.17	6536	55.3992%	Fecal		CFU/100 mL	200	283.2	86400	-	44,864.7
5439000	3/8/1995	23	23	0.3915	9.17	6536	55.3992%	Fecal		CFU/100 mL	200	283.2	86400	-	44,864.7
5439000	3/9/1995	23	23	0.3915	9.17	6536	55.3992%	Fecal		CFU/100 mL	200	283.2	86400	-	44,864.7
5439000	7/15/1995	23	23	0.3915	9.17	6536	55.3992%	Fecal		CFU/100 mL	200	283.2	86400	-	44,864.7
5439000	12/11/1995	23	23	0.3915	9.17	6536	55.3992%	Fecal		CFU/100 mL	200	283.2	86400	-	44,864.7
5439000	3/1/1996	23	23	0.3915	9.17	6536	55.3992%	Fecal		CFU/100 mL	200	283.2	86400	-	44,864.7
5439000	4/17/1996	23	23	0.3915	9.17	6536	55.3992%	Fecal		CFU/100 mL	200	283.2	86400	-	44,864.7
5439000	4/25/1996	23	23	0.3915	9.17	6536	55.3992%	Fecal		CFU/100 mL	200	283.2	86400	-	44,864.7
5439000	5/7/1996	23	23	0.3915	9.17	6536	55.3992%	Fecal		CFU/100 mL	200	283.2	86400	-	44,864.7
5439000	5/8/1996	23	23	0.3915	9.17	6536	55.3992%	Fecal		CFU/100 mL	200	283.2	86400	-	44,864.7

Gage ID	Date	Discharge (CFS)	Gage Discharge (less Surrogate NPDES) (CFS)	Watershed Area Ratio	Calculated flow (CFS)	Rank	Flow Exceedance %	Parameter	Results	Units (mg or micro_gram	Limit/Standard	100mL/CF	sec/day	Actual Load (million colonies/day)	Allowable Load (million colonies/day)
5439000	8/30/1996	23	23	0.3915	9.17	6536	55.3992%	Fecal		CFU/100 mL	200	283.2	86400	-	44,864.7
5439000	10/30/1996	23	23	0.3915	9.17	6536	55.3992%	Fecal		CFU/100 mL	200	283.2	86400	-	44,864.7
5439000	12/23/1996	23	23	0.3915	9.17	6536	55.3992%	Fecal		CFU/100 mL	200	283.2	86400	-	44,864.7
5439000	12/25/1996	23	23	0.3915	9.17	6536	55.3992%	Fecal		CFU/100 mL	200	283.2	86400	-	44,864.7
5439000	2/8/1997	23	23	0.3915	9.17	6536	55.3992%	Fecal		CFU/100 mL	200	283.2	86400	-	44,864.7
5439000	1/22/1998	23	23	0.3915	9.17	6536	55.3992%	Fecal		CFU/100 mL	200	283.2	86400	-	44,864.7
5439000	11/8/1998	23	23	0.3915	9.17	6536	55.3992%	Fecal		CFU/100 mL	200	283.2	86400	-	44,864.7
5439000	12/4/1998	23	23	0.3915	9.17	6536	55.3992%	Fecal		CFU/100 mL	200	283.2	86400	-	44,864.7
5439000	12/23/1998	23	23	0.3915	9.17	6536	55.3992%	Fecal		CFU/100 mL	200	283.2	86400	-	44,864.7
5439000	3/17/2000	23	23	0.3915	9.17	6536	55.3992%	Fecal		CFU/100 mL	200	283.2	86400	-	44,864.7
5439000	3/18/2000	23	23	0.3915	9.17	6536	55.3992%	Fecal		CFU/100 mL	200	283.2	86400	-	44,864.7
5439000	7/22/2000	23	23	0.3915	9.17	6536	55.3992%	Fecal		CFU/100 mL	200	283.2	86400	-	44,864.7
5439000	11/20/2000	23	23	0.3915	9.17	6536	55.3992%	Fecal		CFU/100 mL	200	283.2	86400	-	44,864.7
5439000	1/10/2011	23	23	0.3915	9.17	6536	55.3992%	Fecal		CFU/100 mL	200	283.2	86400	-	44,864.7
5439000	4/24/2018	23	23	0.3915	9.17	6536	55.3992%	Fecal		CFU/100 mL	200	283.2	86400	-	44,864.7
5439000	12/12/2004	22.9	22.9	0.3915	9.13	6568	55.6705%	Fecal		CFU/100 mL	200	283.2	86400	-	44,673.1
5439000	10/18/2007	22.9	22.9	0.3915	9.13	6568	55.6705%	Fecal		CFU/100 mL	200	283.2	86400	-	44,673.1
5439000	10/21/2014	22.9	22.9	0.3915	9.13	6568	55.6705%	Fecal		CFU/100 mL	200	283.2	86400	-	44,673.1
5439000	12/7/2001	22.8	22.8	0.3915	9.09	6571	55.6959%	Fecal		CFU/100 mL	200	283.2	86400	-	44,481.5
5439000	7/5/2006	22.8	22.8	0.3915	9.09	6571	55.6959%	Fecal		CFU/100 mL	200	283.2	86400	-	44,481.5
5439000	8/21/2011	22.8	22.8	0.3915	9.09	6571	55.6959%	Fecal		CFU/100 mL	200	283.2	86400	-	44,481.5
5439000	5/5/2014	22.8	22.8	0.3915	9.09	6571	55.6959%	Fecal		CFU/100 mL	200	283.2	86400	-	44,481.5
5439000	9/22/2016	22.8	22.8	0.3915	9.09	6571	55.6959%	Fecal		CFU/100 mL	200	283.2	86400	-	44,481.5
5439000	12/27/2001	22.7	22.7	0.3915	9.05	6576	55.7383%	Fecal		CFU/100 mL	200	283.2	86400	-	44,289.9
5439000	11/1/2004	22.7	22.7	0.3915	9.05	6576	55.7383%	Fecal		CFU/100 mL	200	283.2	86400	-	44,289.9
5439000	9/20/2007	22.6	22.6	0.3915	9.01	6578	55.7552%	Fecal		CFU/100 mL	200	283.2	86400	-	44,098.4
5439000	8/8/2014	22.6	22.6	0.3915	9.01	6578	55.7552%	Fecal		CFU/100 mL	200	283.2	86400	-	44,098.4
5439000	8/11/2014	22.6	22.6	0.3915	9.01	6578	55.7552%	Fecal		CFU/100 mL	200	283.2	86400	-	44,098.4
5439000	12/3/2014	22.6	22.6	0.3915	9.01	6578	55.7552%	Fecal		CFU/100 mL	200	283.2	86400	-	44,098.4
5439000	7/21/2016	22.6	22.6	0.3915	9.01	6578	55.7552%	Fecal		CFU/100 mL	200	283.2	86400	-	44,098.4
5439000	4/8/2018	22.6	22.6	0.3915	9.01	6578	55.7552%	Fecal		CFU/100 mL	200	283.2	86400	-	44,098.4
5439000	10/20/2018	22.6	22.6	0.3915	9.01	6578	55.7552%	Fecal		CFU/100 mL	200	283.2	86400	-	44,098.4
5439000	7/4/2020	22.6	22.6	0.3915	9.01	6578	55.7552%	Fecal		CFU/100 mL	200	283.2	86400	-	44,098.4
5439000	11/29/2020	22.6	22.6	0.3915	9.01	6578	55.7552%	Fecal		CFU/100 mL	200	283.2	86400	-	44,098.4
5439000	12/4/2008	22.5	22.5	0.3915	8.97	6587	55.8315%	Fecal		CFU/100 mL	200	283.2	86400	-	43,906.8
5439000	5/30/2014	22.5	22.5	0.3915	8.97	6587	55.8315%	Fecal		CFU/100 mL	200	283.2	86400	-	43,906.8
5439000	7/25/2014	22.5	22.5	0.3915	8.97	6587	55.8315%	Fecal		CFU/100 mL	200	283.2	86400	-	43,906.8
5439000	3/5/2016	22.5	22.5	0.3915	8.97	6587	55.8315%	Fecal		CFU/100 mL	200	283.2	86400	-	43,906.8
5439000	7/5/2016	22.5	22.5	0.3915	8.97	6587	55.8315%	Fecal		CFU/100 mL	200	283.2	86400	-	43,906.8
5439000	11/2/2001	22.4	22.4	0.3915	8.93	6592	55.8739%	Fecal		CFU/100 mL	200	283.2	86400	-	43,715.2
5439000	12/28/2001	22.4	22.4	0.3915	8.93	6592	55.8739%	Fecal		CFU/100 mL	200	283.2	86400	-	43,715.2
5439000	6/12/2003	22.4	22.4	0.3915	8.93	6592	55.8739%	Fecal		CFU/100 mL	200	283.2	86400	-	43,715.2
5439000	12/6/2004	22.4	22.4	0.3915	8.93	6592	55.8739%	Fecal		CFU/100 mL	200	283.2	86400	-	43,715.2
5439000	6/24/2006	22.4	22.4	0.3915	8.93	6592	55.8739%	Fecal		CFU/100 mL	200	283.2	86400	-	43,715.2
5439000	8/25/2011	22.4	22.4	0.3915	8.93	6592	55.8739%	Fecal		CFU/100 mL	200	283.2	86400	-	43,715.2
5439000	5/6/2014	22.4	22.4	0.3915	8.93	6592	55.8739%	Fecal		CFU/100 mL	200	283.2	86400	-	43,715.2
5439000	7/12/2016	22.4	22.4	0.3915	8.93	6592	55.8739%	Fecal		CFU/100 mL	200	283.2	86400	-	43,715.2
5439000	12/27/2019	22.4	22.4	0.3915	8.93	6592	55.8739%	Fecal		CFU/100 mL	200	283.2	86400	-	43,715.2
5439000	7/31/2015	22.3	22.3	0.3915	8.89	6601	55.9502%	Fecal		CFU/100 mL	200	283.2	86400	-	43,523.7
5439000	7/29/2021	22.3	22.3	0.3915	8.89	6601	55.9502%	Fecal		CFU/100 mL	200	283.2	86400	-	43,523.7
5439000	12/26/2001	22.2	22.2	0.3915	8.85	6603	55.9671%	Fecal		CFU/100 mL	200	283.2	86400	-	43,332.1
5439000	6/11/2012	22.2	22.2	0.3915	8.85	6603	55.9671%	Fecal		CFU/100 mL	200	283.2	86400	-	43,332.1
5439000	10/13/2014	22.2	22.2	0.3915	8.85	6603	55.9671%	Fecal		CFU/100 mL	200	283.2	86400	-	43,332.1
5439000	12/16/2003	22.1	22.1	0.3915	8.82	6606	55.9925%	Fecal		CFU/100 mL	200	283.2	86400	-	43,140.5
5439000	2/20/2004	22.1	22.1	0.3915	8.82	6606	55.9925%	Fecal		CFU/100 mL	200	283.2	86400	-	43,140.5
5439000	7/2/2017	22.1	22.1	0.3915	8.82	6606	55.9925%	Fecal		CFU/100 mL	200	283.2	86400	-	43,140.5
5439000	1/8/1990	22	22	0.3915	8.78	6609	56.0180%	Fecal		CFU/100 mL	200	283.2	86400	-	42,948.9
5439000	1/12/1990	22	22	0.3915	8.78	6609	56.0180%	Fecal		CFU/100 mL	200	283.2	86400	-	42,948.9
5439000	8/1/1990	22	22	0.3915	8.78	6609	56.0180%	Fecal		CFU/100 mL	200	283.2	86400	-	42,948.9
5439000	8/10/1990	22	22	0.3915	8.78	6609	56.0180%	Fecal		CFU/100 mL	200	283.2	86400	-	42,948.9
5439000	9/7/1990	22	22	0.3915	8.78	6609	56.0180%	Fecal		CFU/100 mL	200	283.2	86400	-	42,948.9
5439000	10/23/1990	22	22	0.3915	8.78	6609	56.0180%	Fecal		CFU/100 mL	200	283.2	86400	-	42,948.9
5439000	1/31/1991	22	22	0.3915	8.78	6609	56.0180%	Fecal		CFU/100 mL	200	283.2	86400	-	42,948.9
5439000	6/25/1991	22	22	0.3915	8.78	6609	56.0180%	Fecal		CFU/100 mL	200	283.2	86400	-	42,948.9
5439000	9/13/1991	22	22	0.3915	8.78	6609	56.0180%	Fecal		CFU/100 mL	200	283.2	86400	-	42,948.9
5439000	11/17/1991	22	22	0.3915	8.78	6609	56.0180%	Fecal		CFU/100 mL	200	283.2	86400	-	42,948.9
5439000	5/24/1992	22	22	0.3915	8.78	6609	56.0180%	Fecal		CFU/100 mL	200	283.2	86400	-	42,948.9
5439000	7/20/1992	22	22	0.3915	8.78	6609	56.0180%	Fecal		CFU/100 mL	200	283.2	86400	-	42,948.9
5439000	9/30/1992	22	22	0.3915	8.78	6609	56.0180%	Fecal		CFU/100 mL	200	283.2	86400	-	42,948.9
5439000	8/13/1993	22	22	0.3915	8.78	6609	56.0180%	Fecal		CFU/100 mL	200	283.2	86400	-	42,948.9
5439000	1/7/1994	22	22	0.3915	8.78	6609	56.0180%	Fecal		CFU/100 mL	200	283.2	86400	-	42,948.9
5439000	1/11/1994	22	22	0.3915	8.78	6609	56.0180%	Fecal		CFU/100 mL	200	283.2	86400	-	42,948.9
5439000	11/7/1995	22	22	0.3915	8.78	6609	56.0180%	Fecal		CFU/100 mL	200	283.2	86400	-	42,948.9
5439000	12/6/1995	22	22	0.3915	8.78	6609	56.0180%	Fecal		CFU/100 mL	200	283.2	86400	-	42,948.9
5439000	12/12/1995	22	22	0.3915	8.78	6609	56.0180%	Fecal		CFU/100 mL	200	283.2	86400	-	42,948.9
5439000	3/27/1996	22	22	0.3915	8.78	6609	56.0180%	Fecal		CFU/100 mL	200	283.2	86400	-	42,948.9
5439000	8/31/1996	22	22	0.3915	8.78	6609	56.0180%	Fecal		CFU/100 mL	200	283.2	86400	-	42,948.9
5439000	12/19/1996	22	22	0.3915	8.78	6609	56.0180%	Fecal		CFU/100 mL	200	283.2	86400	-	42,948.9
5439000	1/2/1997	22	22	0.3915	8.78	6609	56.0180%	Fecal		CFU/100 mL	200	283.2	86400	-	42,948.9
5439000	2/9/1997	22	22	0.3915	8.78	6609	56.0180%	Fecal		CFU/100 mL	200	283.2	86400	-	42,948.9
5439000	6/22/1997	22	22	0.3915	8.78	6609	56.0180%	Fecal		CFU/100 mL	200	283.2	86400	-	42,948.9
5439000	1/23/1998	22	22	0.3915	8.78	6609	56.0180%	Fecal		CFU/100 mL	200	283.2	86400	-	42,948.9
5439000	7/17/1998	22	22	0.3915	8.78	6609	56.0180%	Fecal		CFU/100 mL	200	283.2	86400	-	42,948.9
5439000	8/5/1998	22	22	0.3915	8.78	6609	56.0180%	Fecal		CFU/100 mL	200	283.2	86400	-	42,948.9
5439000	12/5/1998	22	22	0.3915	8.78	6609	56.0180%	Fecal		CFU/100 mL	200	283.2	86400	-	42,948.9
5439000	7/7/1999	22	22	0.3915	8.78	6609	56.0180%	Fecal		CFU/100 mL	200	283.2	86400	-	42,948.9
5439000	3/22/2000	22	22	0.3915	8.78	6609	56.0180%	Fecal		CFU/100 mL	200	283.2	86400	-	42,948.9
5439000	3/28/2000	22	22	0.3915	8.78	6609	56.0180%	Fecal		CFU/100 mL	200	283.2	86400	-	42,948.9
5439000	4/10/2000	22	22	0.3915	8.78	6609	56.0180%	Fecal		CFU/100 mL	200	283.2	86400	-	42,948.9
5439000	9/23/2000	22	22	0.3915	8.78	6609	56.0180%	Fecal		CFU/100 mL	200	283.2	86400	-	42,948.9
5439000	11/26/2000	22	22	0.3915	8.78	6609	56.0180%	Fecal		CFU/100 mL	200	283.2	86400	-	42,948.9
5439000	6/29/2001	22	22	0.3915	8.78	6609	56.0180%	Fecal		CFU/100 mL	200	283.2	86400	-	42,948.9
5439000	12/8/2001	22	22	0.3915	8.78	6609	56.0180%	Fecal		CFU/100 mL	200	283.2	86400	-	42,948.9
5439000	7/21/2004	22	22	0.3915	8.78	6609	56.0180%	Fecal		CFU/100 mL	200	283.2	86400	-	42,948.9
5439000	1/23/2005	22	22	0.3915	8.78	6609	56.0180%	Fecal		CFU/100 mL	200	283.2	86400	-	42,948.9
5439000	6/7/2006	22	22	0.3915	8.78	6609	56.0180%	Fecal		CFU/100 mL	200	283.2	86400	-	42,948.9
5439000	11/29/2006	22	22	0.3915	8.78	6609	56.0180%	Fecal		CFU/100 mL	200	283.2	86400	-	42,948.9
5439000	2/28/2008	22	22	0.3915	8.78	6609	56.0180%	Fecal		CFU/100 mL	200	283.2	86400	-	42,948.9
5439000	9/2/2009	22	22	0.3915	8.78	6609	56.0180%	Fecal		CFU/100 mL	200	283.2	86400	-	42,948.9
5439000	11/14/2016	22	22	0.3915	8.78	6609	56.0180%	Fecal		CFU/100 mL	200	283.2	86400	-	42,948.9
5439000	7/21/2018	22	22	0.3915	8.78	6609	56.0180%	Fecal		CFU/100 mL	200	283.2	86400	-	42,948.9
5439000	3/12/2006	21.9	21.9	0.3915	8.74	6654	56.3994%	Fecal		CFU/100 mL	200	283.2	86400	-	42,757.4
5439000	9/21/2007	21.9	21.9	0.3915	8.74	6654	56.3994%	Fecal		CFU/100 mL	200	283.2	86400	-	42,757.4
5439000	4/12/2018	21.9	21.9	0.3915	8.74	6654	56.3994%	Fecal		CFU/100 mL	200	283.2	86400	-	42,757.4
5439000	11/23/1993	21.8	21.8	0.3915	8.70	6657	56.4248%	Fecal		CFU/100 mL	200	283.2	86400	-	42,565.8
5439000	4/27/2005	21.8	21.8	0.3915	8.70	6657	56.4248%	Fecal		CFU/100 mL	200	283.2	86400	-	42,565.8
5439000	12/11/2006	21.8	21.8	0.3915	8.70	6657	56.4248%	Fecal		CFU/100 mL	200	283.2	86400	-	42,565.8
5439000	6/30/2008	21.8	21.8	0.3915	8.70	6657	56.4248%	Fecal		CFU/100 mL	200	283.2	86400	-	42,565.8
5439000	2/27/2022	58.4	58.4	0.1459	8.69	6661	56.4587%	Fecal		CFU/100 mL	200	283.2	86400	-	42,509.5
5439000	7/6/2007	21.7	21.7	0.3915	8.66	6662	56.4672%	Fecal		CFU/100 mL	200	283.2	86400	-	42,374.2
5439000	7/8/2008	21.6	21.6	0.3915	8.62	6663	56.4757%	Fecal		CFU/100 mL	200	283.2	86400	-	42,182.6
5439000	7/30/2008	21.6	21.6	0.3915	8.62	6663	56.4757%	Fecal		CFU/100 mL	200	283.2	86400	-	42,182.6
5439000	7/16/2010	21.6	21.6	0.3915	8.62	6663	56.4757%	Fecal		CFU/100 mL	200	283.2	86400	-	42,182.6
5439000	7/10/2011	21.6	21.6	0.3915	8.62	6663	56.4757%	Fecal		CFU/100 mL	200	283.2	86400	-	42,182.6
5439000	8/30/2015	21.6	21.6	0.3915	8.62	6663	56.4757%	Fecal		CFU/100 mL	200	283.2	86400	-	42,182.6
5439000	7/19/2017	21.6	21.6	0.3915	8.62	6663	56.4757%	Fecal		CFU/100 mL	200	283.2	86400	-	42,182.6
5439000	7/18/2018	21.6	21.6	0.3915	8.62	6663	56.4757%	Fecal		CFU/100 mL	200	283.2	86400	-	42,182.6
5439000	10/18/2018	21.6	21.6	0.3915	8.62	6663	56.4757%	Fecal		CFU/100 mL	200	283.2	86400	-	42,182.6
5439000	4/11/2005	21.5	21.5	0.3915	8.58	6671	56.5435%	Fecal		CFU/100 mL	200	283.2	86400	-	41,991.1
5439000	4/21/2005	21.5	21.5	0.3915	8.58	6671	56.5435%	Fecal		CFU/100 mL	200	283.2	86400	-	41,991.1
5439000	10/19/2012	21.5	21.5	0.3915	8.58	6671	56.5435%	Fecal		CFU/100 mL	200	283.2	86400	-	41,991.1
5439000	3/4/2016	21.5	21.5	0.3915	8.58	6671	56.5435%	Fecal		CFU/100 mL	200	283.2	86400	-	41,991.1
5439000	5/5/2021	21.5	21.5	0.3915	8.58	6671	56.5435%	Fecal		CFU/100 mL	200	283.2	86400	-	41,991.1
5439000	4/20/1994	21.4	21.4	0.3915	8.54	6676	56.5859%	Fecal		CFU/100 mL	200	283.2	86400	-	41,799.5
5439000	6/13/2003	21.4	21.4	0.3915	8.54	6676	56.5859%	Fecal		CFU/100 mL	200	283.2	86400	-	41,799.5
5439000	12/10/2006	21.4	21.4	0.3915	8.54	6676	56.5859%	Fecal		CFU/100 mL	200	283.2	86400	-	41,799.5

Gage ID	Date	Discharge (CFS)	Gage Discharge (less Surrogate NPDES) (CFS)	Watershed Area Ratio	Calculated flow (CFS)	Rank	Flow Exceedance %	Parameter	Results	Units (mg or micro_gram	Limit/Standard	100mL/CF	sec/day	Actual Load (million colonies/day)	Allowable Load (million colonies/day)
5439000	11/3/2015	21.4	21.4	0.3915	8.54	6676	56.5859%	Fecal		CFU/100 mL	200	283.2	86400	-	41,799.5
5439000	3/22/2022	57.4	57.4	0.1459	8.54	6680	56.6198%	Fecal		CFU/100 mL	200	283.2	86400	-	41,795.4
5439000	7/14/2003	21.3	21.3	0.3915	8.50	6681	56.6282%	Fecal		CFU/100 mL	200	283.2	86400	-	41,607.9
5439000	7/12/2004	21.3	21.3	0.3915	8.50	6681	56.6282%	Fecal		CFU/100 mL	200	283.2	86400	-	41,607.9
5439000	12/9/2006	21.3	21.3	0.3915	8.50	6681	56.6282%	Fecal		CFU/100 mL	200	283.2	86400	-	41,607.9
5439000	9/22/2007	21.3	21.3	0.3915	8.50	6681	56.6282%	Fecal		CFU/100 mL	200	283.2	86400	-	41,607.9
5439000	2/22/2013	21.3	21.3	0.3915	8.50	6681	56.6282%	Fecal		CFU/100 mL	200	283.2	86400	-	41,607.9
5439000	11/11/2018	21.3	21.3	0.3915	8.50	6681	56.6282%	Fecal		CFU/100 mL	200	283.2	86400	-	41,607.9
5439000	7/16/2009	21.2	21.2	0.3915	8.46	6687	56.6791%	Fecal		CFU/100 mL	200	283.2	86400	-	41,416.3
5439000	7/23/2011	21.2	21.2	0.3915	8.46	6687	56.6791%	Fecal		CFU/100 mL	200	283.2	86400	-	41,416.3
5439000	4/13/2018	21.2	21.2	0.3915	8.46	6687	56.6791%	Fecal		CFU/100 mL	200	283.2	86400	-	41,416.3
5439000	4/9/2006	21.1	21.1	0.3915	8.42	6690	56.7045%	Fecal		CFU/100 mL	200	283.2	86400	-	41,224.8
5439000	7/24/2009	21.1	21.1	0.3915	8.42	6690	56.7045%	Fecal		CFU/100 mL	200	283.2	86400	-	41,224.8
5439000	6/12/2012	21.1	21.1	0.3915	8.42	6690	56.7045%	Fecal		CFU/100 mL	200	283.2	86400	-	41,224.8
5439000	8/9/2017	21.1	21.1	0.3915	8.42	6690	56.7045%	Fecal		CFU/100 mL	200	283.2	86400	-	41,224.8
5439000	8/16/2017	21.1	21.1	0.3915	8.42	6690	56.7045%	Fecal		CFU/100 mL	200	283.2	86400	-	41,224.8
5439000	2/16/2018	21.1	21.1	0.3915	8.42	6690	56.7045%	Fecal		CFU/100 mL	200	283.2	86400	-	41,224.8
5439000	9/13/2020	21.1	21.1	0.3915	8.42	6690	56.7045%	Fecal		CFU/100 mL	200	283.2	86400	-	41,224.8
5439000	9/1/1990	21	21	0.3915	8.38	6697	56.7639%	Fecal		CFU/100 mL	200	283.2	86400	-	41,033.2
5439000	10/10/1990	21	21	0.3915	8.38	6697	56.7639%	Fecal		CFU/100 mL	200	283.2	86400	-	41,033.2
5439000	10/24/1990	21	21	0.3915	8.38	6697	56.7639%	Fecal		CFU/100 mL	200	283.2	86400	-	41,033.2
5439000	6/26/1991	21	21	0.3915	8.38	6697	56.7639%	Fecal		CFU/100 mL	200	283.2	86400	-	41,033.2
5439000	7/4/1991	21	21	0.3915	8.38	6697	56.7639%	Fecal		CFU/100 mL	200	283.2	86400	-	41,033.2
5439000	5/25/1992	21	21	0.3915	8.38	6697	56.7639%	Fecal		CFU/100 mL	200	283.2	86400	-	41,033.2
5439000	5/26/1992	21	21	0.3915	8.38	6697	56.7639%	Fecal		CFU/100 mL	200	283.2	86400	-	41,033.2
5439000	9/24/1992	21	21	0.3915	8.38	6697	56.7639%	Fecal		CFU/100 mL	200	283.2	86400	-	41,033.2
5439000	8/19/1993	21	21	0.3915	8.38	6697	56.7639%	Fecal		CFU/100 mL	200	283.2	86400	-	41,033.2
5439000	9/7/1993	21	21	0.3915	8.38	6697	56.7639%	Fecal		CFU/100 mL	200	283.2	86400	-	41,033.2
5439000	1/12/1994	21	21	0.3915	8.38	6697	56.7639%	Fecal		CFU/100 mL	200	283.2	86400	-	41,033.2
5439000	1/26/1994	21	21	0.3915	8.38	6697	56.7639%	Fecal		CFU/100 mL	200	283.2	86400	-	41,033.2
5439000	2/15/1994	21	21	0.3915	8.38	6697	56.7639%	Fecal		CFU/100 mL	200	283.2	86400	-	41,033.2
5439000	6/17/1994	21	21	0.3915	8.38	6697	56.7639%	Fecal		CFU/100 mL	200	283.2	86400	-	41,033.2
5439000	12/13/1995	21	21	0.3915	8.38	6697	56.7639%	Fecal		CFU/100 mL	200	283.2	86400	-	41,033.2
5439000	1/17/1996	21	21	0.3915	8.38	6697	56.7639%	Fecal		CFU/100 mL	200	283.2	86400	-	41,033.2
5439000	4/26/1996	21	21	0.3915	8.38	6697	56.7639%	Fecal		CFU/100 mL	200	283.2	86400	-	41,033.2
5439000	7/16/1996	21	21	0.3915	8.38	6697	56.7639%	Fecal		CFU/100 mL	200	283.2	86400	-	41,033.2
5439000	12/26/1996	21	21	0.3915	8.38	6697	56.7639%	Fecal		CFU/100 mL	200	283.2	86400	-	41,033.2
5439000	12/29/1996	21	21	0.3915	8.38	6697	56.7639%	Fecal		CFU/100 mL	200	283.2	86400	-	41,033.2
5439000	1/14/1997	21	21	0.3915	8.38	6697	56.7639%	Fecal		CFU/100 mL	200	283.2	86400	-	41,033.2
5439000	1/22/1997	21	21	0.3915	8.38	6697	56.7639%	Fecal		CFU/100 mL	200	283.2	86400	-	41,033.2
5439000	1/26/1997	21	21	0.3915	8.38	6697	56.7639%	Fecal		CFU/100 mL	200	283.2	86400	-	41,033.2
5439000	2/4/1997	21	21	0.3915	8.38	6697	56.7639%	Fecal		CFU/100 mL	200	283.2	86400	-	41,033.2
5439000	2/10/1997	21	21	0.3915	8.38	6697	56.7639%	Fecal		CFU/100 mL	200	283.2	86400	-	41,033.2
5439000	2/17/1997	21	21	0.3915	8.38	6697	56.7639%	Fecal		CFU/100 mL	200	283.2	86400	-	41,033.2
5439000	6/23/1997	21	21	0.3915	8.38	6697	56.7639%	Fecal		CFU/100 mL	200	283.2	86400	-	41,033.2
5439000	7/3/1997	21	21	0.3915	8.38	6697	56.7639%	Fecal		CFU/100 mL	200	283.2	86400	-	41,033.2
5439000	1/24/1998	21	21	0.3915	8.38	6697	56.7639%	Fecal		CFU/100 mL	200	283.2	86400	-	41,033.2
5439000	1/25/1998	21	21	0.3915	8.38	6697	56.7639%	Fecal		CFU/100 mL	200	283.2	86400	-	41,033.2
5439000	7/20/1998	21	21	0.3915	8.38	6697	56.7639%	Fecal		CFU/100 mL	200	283.2	86400	-	41,033.2
5439000	7/10/1999	21	21	0.3915	8.38	6697	56.7639%	Fecal		CFU/100 mL	200	283.2	86400	-	41,033.2
5439000	2/22/2000	21	21	0.3915	8.38	6697	56.7639%	Fecal		CFU/100 mL	200	283.2	86400	-	41,033.2
5439000	3/23/2000	21	21	0.3915	8.38	6697	56.7639%	Fecal		CFU/100 mL	200	283.2	86400	-	41,033.2
5439000	3/26/2000	21	21	0.3915	8.38	6697	56.7639%	Fecal		CFU/100 mL	200	283.2	86400	-	41,033.2
5439000	4/9/2000	21	21	0.3915	8.38	6697	56.7639%	Fecal		CFU/100 mL	200	283.2	86400	-	41,033.2
5439000	8/10/2000	21	21	0.3915	8.38	6697	56.7639%	Fecal		CFU/100 mL	200	283.2	86400	-	41,033.2
5439000	10/8/2000	21	21	0.3915	8.38	6697	56.7639%	Fecal		CFU/100 mL	200	283.2	86400	-	41,033.2
5439000	11/21/2000	21	21	0.3915	8.38	6697	56.7639%	Fecal		CFU/100 mL	200	283.2	86400	-	41,033.2
5439000	11/22/2000	21	21	0.3915	8.38	6697	56.7639%	Fecal		CFU/100 mL	200	283.2	86400	-	41,033.2
5439000	7/3/2001	21	21	0.3915	8.38	6697	56.7639%	Fecal		CFU/100 mL	200	283.2	86400	-	41,033.2
5439000	11/3/2001	21	21	0.3915	8.38	6697	56.7639%	Fecal		CFU/100 mL	200	283.2	86400	-	41,033.2
5439000	1/11/2011	21	21	0.3915	8.38	6697	56.7639%	Fecal		CFU/100 mL	200	283.2	86400	-	41,033.2
5439000	4/9/2018	21	21	0.3915	8.38	6697	56.7639%	Fecal		CFU/100 mL	200	283.2	86400	-	41,033.2
5439000	8/4/2008	20.9	20.9	0.3915	8.35	6741	57.1368%	Fecal		CFU/100 mL	200	283.2	86400	-	40,841.6
5439000	12/8/2008	20.9	20.9	0.3915	8.35	6741	57.1368%	Fecal		CFU/100 mL	200	283.2	86400	-	40,841.6
5439000	5/7/2014	20.9	20.9	0.3915	8.35	6741	57.1368%	Fecal		CFU/100 mL	200	283.2	86400	-	40,841.6
5439000	3/10/2015	20.9	20.9	0.3915	8.35	6741	57.1368%	Fecal		CFU/100 mL	200	283.2	86400	-	40,841.6
5439000	8/10/2015	20.9	20.9	0.3915	8.35	6741	57.1368%	Fecal		CFU/100 mL	200	283.2	86400	-	40,841.6
5439000	2/3/2005	20.8	20.8	0.3915	8.31	6746	57.1792%	Fecal		CFU/100 mL	200	283.2	86400	-	40,650.1
5439000	1/23/2009	20.8	20.8	0.3915	8.31	6746	57.1792%	Fecal		CFU/100 mL	200	283.2	86400	-	40,650.1
5439000	1/27/2009	20.8	20.8	0.3915	8.31	6746	57.1792%	Fecal		CFU/100 mL	200	283.2	86400	-	40,650.1
5439000	7/17/2009	20.8	20.8	0.3915	8.31	6746	57.1792%	Fecal		CFU/100 mL	200	283.2	86400	-	40,650.1
5439000	8/3/2015	20.8	20.8	0.3915	8.31	6746	57.1792%	Fecal		CFU/100 mL	200	283.2	86400	-	40,650.1
5439000	10/5/2018	20.8	20.8	0.3915	8.31	6746	57.1792%	Fecal		CFU/100 mL	200	283.2	86400	-	40,650.1
5439000	9/7/2019	20.8	20.8	0.3915	8.31	6746	57.1792%	Fecal		CFU/100 mL	200	283.2	86400	-	40,650.1
5439000	12/17/2020	20.8	20.8	0.3915	8.31	6746	57.1792%	Fecal		CFU/100 mL	200	283.2	86400	-	40,650.1
5439000	4/24/1994	20.7	20.7	0.3915	8.27	6754	57.2470%	Fecal		CFU/100 mL	200	283.2	86400	-	40,458.5
5439000	7/13/1994	20.7	20.7	0.3915	8.27	6754	57.2470%	Fecal		CFU/100 mL	200	283.2	86400	-	40,458.5
5439000	5/22/2007	20.7	20.7	0.3915	8.27	6754	57.2470%	Fecal		CFU/100 mL	200	283.2	86400	-	40,458.5
5439000	7/19/2013	20.7	20.7	0.3915	8.27	6754	57.2470%	Fecal		CFU/100 mL	200	283.2	86400	-	40,458.5
5439000	9/4/2014	20.7	20.7	0.3915	8.27	6754	57.2470%	Fecal		CFU/100 mL	200	283.2	86400	-	40,458.5
5439000	8/2/2015	20.7	20.7	0.3915	8.27	6754	57.2470%	Fecal		CFU/100 mL	200	283.2	86400	-	40,458.5
5439000	11/12/2016	20.7	20.7	0.3915	8.27	6754	57.2470%	Fecal		CFU/100 mL	200	283.2	86400	-	40,458.5
5439000	4/25/2018	20.7	20.7	0.3915	8.27	6754	57.2470%	Fecal		CFU/100 mL	200	283.2	86400	-	40,458.5
5439000	4/29/1994	20.6	20.6	0.3915	8.23	6762	57.3148%	Fecal		CFU/100 mL	200	283.2	86400	-	40,266.9
5439000	7/29/2008	20.6	20.6	0.3915	8.23	6762	57.3148%	Fecal		CFU/100 mL	200	283.2	86400	-	40,266.9
5439000	7/26/2011	20.6	20.6	0.3915	8.23	6762	57.3148%	Fecal		CFU/100 mL	200	283.2	86400	-	40,266.9
5439000	7/3/2017	20.6	20.6	0.3915	8.23	6762	57.3148%	Fecal		CFU/100 mL	200	283.2	86400	-	40,266.9
5439000	8/28/2018	20.6	20.6	0.3915	8.23	6762	57.3148%	Fecal		CFU/100 mL	200	283.2	86400	-	40,266.9
5439000	7/18/1994	20.5	20.5	0.3915	8.19	6767	57.3572%	Fecal		CFU/100 mL	200	283.2	86400	-	40,075.3
5439000	4/27/2014	20.5	20.5	0.3915	8.19	6767	57.3572%	Fecal		CFU/100 mL	200	283.2	86400	-	40,075.3
5439000	7/26/2014	20.5	20.5	0.3915	8.19	6767	57.3572%	Fecal		CFU/100 mL	200	283.2	86400	-	40,075.3
5439000	12/16/2017	20.5	20.5	0.3915	8.19	6767	57.3572%	Fecal		CFU/100 mL	200	283.2	86400	-	40,075.3
5439000	4/23/2018	20.5	20.5	0.3915	8.19	6767	57.3572%	Fecal		CFU/100 mL	200	283.2	86400	-	40,075.3
5439000	10/19/2018	20.5	20.5	0.3915	8.19	6767	57.3572%	Fecal		CFU/100 mL	200	283.2	86400	-	40,075.3
5439000	9/12/2019	20.5	20.5	0.3915	8.19	6767	57.3572%	Fecal		CFU/100 mL	200	283.2	86400	-	40,075.3
5439000	4/28/1994	20.4	20.4	0.3915	8.15	6774	57.4165%	Fecal		CFU/100 mL	200	283.2	86400	-	39,883.8
5439000	7/1/2007	20.4	20.4	0.3915	8.15	6774	57.4165%	Fecal		CFU/100 mL	200	283.2	86400	-	39,883.8
5439000	3/6/2016	20.4	20.4	0.3915	8.15	6774	57.4165%	Fecal		CFU/100 mL	200	283.2	86400	-	39,883.8
5439000	11/15/2016	20.4	20.4	0.3915	8.15	6774	57.4165%	Fecal		CFU/100 mL	200	283.2	86400	-	39,883.8
5439000	4/21/1994	20.3	20.3	0.3915	8.11	6778	57.4504%	Fecal		CFU/100 mL	200	283.2	86400	-	39,692.2
5439000	12/12/2001	20.3	20.3	0.3915	8.11	6778	57.4504%	Fecal		CFU/100 mL	200	283.2	86400	-	39,692.2
5439000	6/19/2003	20.3	20.3	0.3915	8.11	6778	57.4504%	Fecal		CFU/100 mL	200	283.2	86400	-	39,692.2
5439000	6/5/2005	20.3	20.3	0.3915	8.11	6778	57.4504%	Fecal		CFU/100 mL	200	283.2	86400	-	39,692.2
5439000	4/29/2006	20.3	20.3	0.3915	8.11	6778	57.4504%	Fecal		CFU/100 mL	200	283.2	86400	-	39,692.2
5439000	7/14/2020	20.3	20.3	0.3915	8.11	6778	57.4504%	Fecal		CFU/100 mL	200	283.2	86400	-	39,692.2
5439000	5/24/2005	20.2	20.2	0.3915	8.07	6784	57.5013%	Fecal		CFU/100 mL	200	283.2	86400	-	39,500.6
5439000	4/28/2006	20.2	20.2	0.3915	8.07	6784	57.5013%	Fecal		CFU/100 mL	200	283.2	86400	-	39,500.6
5439000	7/5/2020	20.2	20.2	0.3915	8.07	6784	57.5013%	Fecal		CFU/100 mL	200	283.2	86400	-	39,500.6
5439000	5/2/1994	20.1	20.1	0.3915	8.03	6787	57.5267%	Fecal		CFU/100 mL	200	283.2	86400	-	39,309.0
5439000	5/15/2005	20.1	20.1	0.3915	8.03	6787	57.5267%	Fecal		CFU/100 mL	200	283.2	86400	-	39,309.0
5439000	7/25/2009	20.1	20.1	0.3915	8.03	6787	57.5267%	Fecal		CFU/100 mL	200	283.2	86400	-	39,309.0
5439000	5/6/2021	20.1	20.1	0.3915	8.03	6787	57.5267%	Fecal		CFU/100 mL	200	283.2	86400	-	39,309.0
5439000	8/2/1990	20	20	0.3915	7.99	6791	57.5606%	Fecal		CFU/100 mL	200	283.2	86400	-	39,117.5
5439000	10/12/1990	20	20	0.3915	7.99	6791	57.5606%	Fecal		CFU/100 mL	200	283.2	86400	-	39,117.5
5439000	10/15/1990	20	20	0.3915	7.99	6791	57.5606%	Fecal		CFU/100 mL	200	283.2	86400	-	39,117.5
5439000	6/27/1991	20	20	0.3915	7.99	6791	57.5606%	Fecal		CFU/100 mL	200	283.2	86400	-	39,117.5
5439000	7/1/1991	20	20	0.3915	7.99	6791	57.5606%	Fecal		CFU/100 mL	200	283.2	86400	-	39,117.5
5439000	11/27/1991	20	20	0.3915	7.99	6791	57.5606%	Fecal		CFU/100 mL	200	283.2	86400	-	39,117.5
5439000	5/27/1992	20	20	0.3915	7.99	6791	57.5606%	Fecal		CFU/100 mL	200	283.2	86400	-	39,117.5
5439000	6/17/1992	20	20	0.3915	7.99	6791	57.5606%	Fecal		CFU/100 mL	200	283.2	86400	-	39,117.5
5439000	8/26/1992	20	20	0.3915	7.99	6791	57.5606%	Fecal		CFU/100 mL	200	283.2	86400	-	39,117.5
5439000	9/18/1992	20	20	0.3915	7.99	6791	57.5606%	Fecal		CFU/100 mL	200	283.2	86400	-	39,117.5
5439000	9/20/1992	20	20	0.3915	7.99	6791	57.5606%	Fecal		CFU/100 mL	200	283.2	86400	-	39,117.5
5439000	9/25/1992	20	20	0.3915	7.99	6791	57.5606%	Fecal		CFU/100 mL	200	283.2	86400	-	39,117.5
5439000	8/14/1993	20	20	0.3915	7.99	6791	57.5606%	Fecal		CFU/100 mL	200	283.2	86400	-	39,117.5
5439000	9/11/1993	20	20	0.3915	7.99	6791	57.5606%	Fecal		CFU/100 mL	200	283.2	86400	-	39,117.5

Gage ID	Date	Discharge (CFS)	Gage Discharge (less Surrogate NPDES) (CFS)	Watershed Area Ratio	Calculated flow (CFS)	Rank	Flow Exceedance %	Parameter	Results	Units (mg or micro_gram	Limit/Standard	100mL/CF	sec/day	Actual Load (million colonies/day)	Allowable Load (million colonies/day)
5439000	1/8/1994	20	20	0.3915	7.99	6791	57.5606%	Fecal		CFU/100 mL	200	283.2	86400	-	39,117.5
5439000	1/9/1994	20	20	0.3915	7.99	6791	57.5606%	Fecal		CFU/100 mL	200	283.2	86400	-	39,117.5
5439000	1/10/1994	20	20	0.3915	7.99	6791	57.5606%	Fecal		CFU/100 mL	200	283.2	86400	-	39,117.5
5439000	1/13/1994	20	20	0.3915	7.99	6791	57.5606%	Fecal		CFU/100 mL	200	283.2	86400	-	39,117.5
5439000	1/21/1994	20	20	0.3915	7.99	6791	57.5606%	Fecal		CFU/100 mL	200	283.2	86400	-	39,117.5
5439000	1/27/1994	20	20	0.3915	7.99	6791	57.5606%	Fecal		CFU/100 mL	200	283.2	86400	-	39,117.5
5439000	1/31/1994	20	20	0.3915	7.99	6791	57.5606%	Fecal		CFU/100 mL	200	283.2	86400	-	39,117.5
5439000	2/1/1994	20	20	0.3915	7.99	6791	57.5606%	Fecal		CFU/100 mL	200	283.2	86400	-	39,117.5
5439000	2/2/1994	20	20	0.3915	7.99	6791	57.5606%	Fecal		CFU/100 mL	200	283.2	86400	-	39,117.5
5439000	2/3/1994	20	20	0.3915	7.99	6791	57.5606%	Fecal		CFU/100 mL	200	283.2	86400	-	39,117.5
5439000	2/4/1994	20	20	0.3915	7.99	6791	57.5606%	Fecal		CFU/100 mL	200	283.2	86400	-	39,117.5
5439000	2/14/1994	20	20	0.3915	7.99	6791	57.5606%	Fecal		CFU/100 mL	200	283.2	86400	-	39,117.5
5439000	8/18/1995	20	20	0.3915	7.99	6791	57.5606%	Fecal		CFU/100 mL	200	283.2	86400	-	39,117.5
5439000	12/14/1995	20	20	0.3915	7.99	6791	57.5606%	Fecal		CFU/100 mL	200	283.2	86400	-	39,117.5
5439000	12/15/1995	20	20	0.3915	7.99	6791	57.5606%	Fecal		CFU/100 mL	200	283.2	86400	-	39,117.5
5439000	4/24/1996	20	20	0.3915	7.99	6791	57.5606%	Fecal		CFU/100 mL	200	283.2	86400	-	39,117.5
5439000	12/27/1996	20	20	0.3915	7.99	6791	57.5606%	Fecal		CFU/100 mL	200	283.2	86400	-	39,117.5
5439000	1/12/1997	20	20	0.3915	7.99	6791	57.5606%	Fecal		CFU/100 mL	200	283.2	86400	-	39,117.5
5439000	1/13/1997	20	20	0.3915	7.99	6791	57.5606%	Fecal		CFU/100 mL	200	283.2	86400	-	39,117.5
5439000	1/21/1997	20	20	0.3915	7.99	6791	57.5606%	Fecal		CFU/100 mL	200	283.2	86400	-	39,117.5
5439000	1/27/1997	20	20	0.3915	7.99	6791	57.5606%	Fecal		CFU/100 mL	200	283.2	86400	-	39,117.5
5439000	2/11/1997	20	20	0.3915	7.99	6791	57.5606%	Fecal		CFU/100 mL	200	283.2	86400	-	39,117.5
5439000	1/26/1998	20	20	0.3915	7.99	6791	57.5606%	Fecal		CFU/100 mL	200	283.2	86400	-	39,117.5
5439000	7/18/1998	20	20	0.3915	7.99	6791	57.5606%	Fecal		CFU/100 mL	200	283.2	86400	-	39,117.5
5439000	12/24/1998	20	20	0.3915	7.99	6791	57.5606%	Fecal		CFU/100 mL	200	283.2	86400	-	39,117.5
5439000	7/8/1999	20	20	0.3915	7.99	6791	57.5606%	Fecal		CFU/100 mL	200	283.2	86400	-	39,117.5
5439000	4/18/2000	20	20	0.3915	7.99	6791	57.5606%	Fecal		CFU/100 mL	200	283.2	86400	-	39,117.5
5439000	9/24/2000	20	20	0.3915	7.99	6791	57.5606%	Fecal		CFU/100 mL	200	283.2	86400	-	39,117.5
5439000	6/30/2001	20	20	0.3915	7.99	6791	57.5606%	Fecal		CFU/100 mL	200	283.2	86400	-	39,117.5
5439000	9/20/2001	20	20	0.3915	7.99	6791	57.5606%	Fecal		CFU/100 mL	200	283.2	86400	-	39,117.5
5439000	8/4/2002	20	20	0.3915	7.99	6791	57.5606%	Fecal		CFU/100 mL	200	283.2	86400	-	39,117.5
5439000	4/10/2006	20	20	0.3915	7.99	6791	57.5606%	Fecal		CFU/100 mL	200	283.2	86400	-	39,117.5
5439000	6/16/2007	20	20	0.3915	7.99	6791	57.5606%	Fecal		CFU/100 mL	200	283.2	86400	-	39,117.5
5439000	12/15/2007	20	20	0.3915	7.99	6791	57.5606%	Fecal		CFU/100 mL	200	283.2	86400	-	39,117.5
5439000	7/27/2008	20	20	0.3915	7.99	6791	57.5606%	Fecal		CFU/100 mL	200	283.2	86400	-	39,117.5
5439000	12/5/2008	20	20	0.3915	7.99	6791	57.5606%	Fecal		CFU/100 mL	200	283.2	86400	-	39,117.5
5439000	8/17/2009	20	20	0.3915	7.99	6791	57.5606%	Fecal		CFU/100 mL	200	283.2	86400	-	39,117.5
5439000	8/20/2009	20	20	0.3915	7.99	6791	57.5606%	Fecal		CFU/100 mL	200	283.2	86400	-	39,117.5
5439000	1/8/2011	20	20	0.3915	7.99	6791	57.5606%	Fecal		CFU/100 mL	200	283.2	86400	-	39,117.5
5439000	1/9/2011	20	20	0.3915	7.99	6791	57.5606%	Fecal		CFU/100 mL	200	283.2	86400	-	39,117.5
5439000	1/18/2011	20	20	0.3915	7.99	6791	57.5606%	Fecal		CFU/100 mL	200	283.2	86400	-	39,117.5
5439000	6/13/2012	20	20	0.3915	7.99	6791	57.5606%	Fecal		CFU/100 mL	200	283.2	86400	-	39,117.5
5439000	2/2/2013	20	20	0.3915	7.99	6791	57.5606%	Fecal		CFU/100 mL	200	283.2	86400	-	39,117.5
5439000	2/17/2013	20	20	0.3915	7.99	6791	57.5606%	Fecal		CFU/100 mL	200	283.2	86400	-	39,117.5
5439000	10/29/2016	20	20	0.3915	7.99	6791	57.5606%	Fecal		CFU/100 mL	200	283.2	86400	-	39,117.5
5439000	11/13/2016	20	20	0.3915	7.99	6791	57.5606%	Fecal		CFU/100 mL	200	283.2	86400	-	39,117.5
5439000	3/4/2022	53.5	53.5	0.1459	7.97	6851	58.0692%	Fecal		CFU/100 mL	200	283.2	86400	-	39,010.2
5439000	12/9/2001	19.9	19.9	0.3915	7.95	6852	58.0776%	Fecal		CFU/100 mL	200	283.2	86400	-	38,925.9
5439000	7/3/2002	19.9	19.9	0.3915	7.95	6852	58.0776%	Fecal		CFU/100 mL	200	283.2	86400	-	38,925.9
5439000	4/26/2014	19.9	19.9	0.3915	7.95	6852	58.0776%	Fecal		CFU/100 mL	200	283.2	86400	-	38,925.9
5439000	5/7/2021	19.9	19.9	0.3915	7.95	6852	58.0776%	Fecal		CFU/100 mL	200	283.2	86400	-	38,925.9
5439000	7/25/2021	19.9	19.9	0.3915	7.95	6852	58.0776%	Fecal		CFU/100 mL	200	283.2	86400	-	38,925.9
5439000	10/24/2021	19.9	19.9	0.3915	7.95	6852	58.0776%	Fecal		CFU/100 mL	200	283.2	86400	-	38,925.9
5439000	4/27/1994	19.8	19.8	0.3915	7.92	6858	58.1285%	Fecal		CFU/100 mL	200	283.2	86400	-	38,734.3
5439000	10/14/2012	19.8	19.8	0.3915	7.92	6858	58.1285%	Fecal		CFU/100 mL	200	283.2	86400	-	38,734.3
5439000	12/13/2017	19.8	19.8	0.3915	7.92	6858	58.1285%	Fecal		CFU/100 mL	200	283.2	86400	-	38,734.3
5439000	5/7/1994	19.7	19.7	0.3915	7.88	6861	58.1539%	Fecal		CFU/100 mL	200	283.2	86400	-	38,542.7
5439000	11/4/2001	19.7	19.7	0.3915	7.88	6861	58.1539%	Fecal		CFU/100 mL	200	283.2	86400	-	38,542.7
5439000	6/14/2003	19.7	19.7	0.3915	7.88	6861	58.1539%	Fecal		CFU/100 mL	200	283.2	86400	-	38,542.7
5439000	5/8/2014	19.7	19.7	0.3915	7.88	6861	58.1539%	Fecal		CFU/100 mL	200	283.2	86400	-	38,542.7
5439000	9/10/2015	19.7	19.7	0.3915	7.88	6861	58.1539%	Fecal		CFU/100 mL	200	283.2	86400	-	38,542.7
5439000	4/22/1994	19.6	19.6	0.3915	7.84	6866	58.1963%	Fecal		CFU/100 mL	200	283.2	86400	-	38,351.2
5439000	4/12/2006	19.6	19.6	0.3915	7.84	6866	58.1963%	Fecal		CFU/100 mL	200	283.2	86400	-	38,351.2
5439000	5/10/2014	19.6	19.6	0.3915	7.84	6866	58.1963%	Fecal		CFU/100 mL	200	283.2	86400	-	38,351.2
5439000	8/12/2014	19.6	19.6	0.3915	7.84	6866	58.1963%	Fecal		CFU/100 mL	200	283.2	86400	-	38,351.2
5439000	8/1/2015	19.6	19.6	0.3915	7.84	6866	58.1963%	Fecal		CFU/100 mL	200	283.2	86400	-	38,351.2
5439000	7/27/2019	19.6	19.6	0.3915	7.84	6866	58.1963%	Fecal		CFU/100 mL	200	283.2	86400	-	38,351.2
5439000	7/13/2004	19.5	19.5	0.3915	7.80	6872	58.2472%	Fecal		CFU/100 mL	200	283.2	86400	-	38,159.6
5439000	4/11/2006	19.5	19.5	0.3915	7.80	6872	58.2472%	Fecal		CFU/100 mL	200	283.2	86400	-	38,159.6
5439000	12/21/2007	19.5	19.5	0.3915	7.80	6872	58.2472%	Fecal		CFU/100 mL	200	283.2	86400	-	38,159.6
5439000	7/17/2010	19.5	19.5	0.3915	7.80	6872	58.2472%	Fecal		CFU/100 mL	200	283.2	86400	-	38,159.6
5439000	11/3/2011	19.5	19.5	0.3915	7.80	6872	58.2472%	Fecal		CFU/100 mL	200	283.2	86400	-	38,159.6
5439000	4/23/1994	19.4	19.4	0.3915	7.76	6877	58.2895%	Fecal		CFU/100 mL	200	283.2	86400	-	37,968.0
5439000	12/29/2001	19.4	19.4	0.3915	7.76	6877	58.2895%	Fecal		CFU/100 mL	200	283.2	86400	-	37,968.0
5439000	6/15/2007	19.4	19.4	0.3915	7.76	6877	58.2895%	Fecal		CFU/100 mL	200	283.2	86400	-	37,968.0
5439000	9/13/2014	19.4	19.4	0.3915	7.76	6877	58.2895%	Fecal		CFU/100 mL	200	283.2	86400	-	37,968.0
5439000	11/5/2018	19.4	19.4	0.3915	7.76	6877	58.2895%	Fecal		CFU/100 mL	200	283.2	86400	-	37,968.0
5439000	7/4/2002	19.3	19.3	0.3915	7.72	6882	58.3319%	Fecal		CFU/100 mL	200	283.2	86400	-	37,776.5
5439000	6/8/2006	19.3	19.3	0.3915	7.72	6882	58.3319%	Fecal		CFU/100 mL	200	283.2	86400	-	37,776.5
5439000	6/14/2012	19.3	19.3	0.3915	7.72	6882	58.3319%	Fecal		CFU/100 mL	200	283.2	86400	-	37,776.5
5439000	3/17/2003	19.2	19.2	0.3915	7.68	6885	58.3573%	Fecal		CFU/100 mL	200	283.2	86400	-	37,584.9
5439000	11/23/2016	19.2	19.2	0.3915	7.68	6885	58.3573%	Fecal		CFU/100 mL	200	283.2	86400	-	37,584.9
5439000	7/3/2007	19.1	19.1	0.3915	7.64	6887	58.3743%	Fecal		CFU/100 mL	200	283.2	86400	-	37,393.3
5439000	1/13/1990	19	19	0.3915	7.60	6888	58.3828%	Fecal		CFU/100 mL	200	283.2	86400	-	37,201.7
5439000	10/16/1990	19	19	0.3915	7.60	6888	58.3828%	Fecal		CFU/100 mL	200	283.2	86400	-	37,201.7
5439000	3/13/1991	19	19	0.3915	7.60	6888	58.3828%	Fecal		CFU/100 mL	200	283.2	86400	-	37,201.7
5439000	3/14/1991	19	19	0.3915	7.60	6888	58.3828%	Fecal		CFU/100 mL	200	283.2	86400	-	37,201.7
5439000	6/28/1991	19	19	0.3915	7.60	6888	58.3828%	Fecal		CFU/100 mL	200	283.2	86400	-	37,201.7
5439000	10/30/1991	19	19	0.3915	7.60	6888	58.3828%	Fecal		CFU/100 mL	200	283.2	86400	-	37,201.7
5439000	6/5/1992	19	19	0.3915	7.60	6888	58.3828%	Fecal		CFU/100 mL	200	283.2	86400	-	37,201.7
5439000	7/25/1992	19	19	0.3915	7.60	6888	58.3828%	Fecal		CFU/100 mL	200	283.2	86400	-	37,201.7
5439000	10/1/1992	19	19	0.3915	7.60	6888	58.3828%	Fecal		CFU/100 mL	200	283.2	86400	-	37,201.7
5439000	8/8/1993	19	19	0.3915	7.60	6888	58.3828%	Fecal		CFU/100 mL	200	283.2	86400	-	37,201.7
5439000	8/20/1993	19	19	0.3915	7.60	6888	58.3828%	Fecal		CFU/100 mL	200	283.2	86400	-	37,201.7
5439000	9/8/1993	19	19	0.3915	7.60	6888	58.3828%	Fecal		CFU/100 mL	200	283.2	86400	-	37,201.7
5439000	1/14/1994	19	19	0.3915	7.60	6888	58.3828%	Fecal		CFU/100 mL	200	283.2	86400	-	37,201.7
5439000	1/15/1994	19	19	0.3915	7.60	6888	58.3828%	Fecal		CFU/100 mL	200	283.2	86400	-	37,201.7
5439000	1/28/1994	19	19	0.3915	7.60	6888	58.3828%	Fecal		CFU/100 mL	200	283.2	86400	-	37,201.7
5439000	1/29/1994	19	19	0.3915	7.60	6888	58.3828%	Fecal		CFU/100 mL	200	283.2	86400	-	37,201.7
5439000	1/30/1994	19	19	0.3915	7.60	6888	58.3828%	Fecal		CFU/100 mL	200	283.2	86400	-	37,201.7
5439000	2/5/1994	19	19	0.3915	7.60	6888	58.3828%	Fecal		CFU/100 mL	200	283.2	86400	-	37,201.7
5439000	2/6/1994	19	19	0.3915	7.60	6888	58.3828%	Fecal		CFU/100 mL	200	283.2	86400	-	37,201.7
5439000	8/10/1994	19	19	0.3915	7.60	6888	58.3828%	Fecal		CFU/100 mL	200	283.2	86400	-	37,201.7
5439000	7/16/1995	19	19	0.3915	7.60	6888	58.3828%	Fecal		CFU/100 mL	200	283.2	86400	-	37,201.7
5439000	3/28/1996	19	19	0.3915	7.60	6888	58.3828%	Fecal		CFU/100 mL	200	283.2	86400	-	37,201.7
5439000	9/1/1996	19	19	0.3915	7.60	6888	58.3828%	Fecal		CFU/100 mL	200	283.2	86400	-	37,201.7
5439000	1/1/1997	19	19	0.3915	7.60	6888	58.3828%	Fecal		CFU/100 mL	200	283.2	86400	-	37,201.7
5439000	1/15/1997	19	19	0.3915	7.60	6888	58.3828%	Fecal		CFU/100 mL	200	283.2	86400	-	37,201.7
5439000	1/16/1997	19	19	0.3915	7.60	6888	58.3828%	Fecal		CFU/100 mL	200	283.2	86400	-	37,201.7
5439000	1/17/1997	19	19	0.3915	7.60	6888	58.3828%	Fecal		CFU/100 mL	200	283.2	86400	-	37,201.7
5439000	1/19/1997	19	19	0.3915	7.60	6888	58.3828%	Fecal		CFU/100 mL	200	283.2	86400	-	37,201.7
5439000	1/20/1997	19	19	0.3915	7.60	6888	58.3828%	Fecal		CFU/100 mL	200	283.2	86400	-	37,201.7
5439000	2/2/1997	19	19	0.3915	7.60	6888	58.3828%	Fecal		CFU/100 mL	200	283.2	86400	-	37,201.7
5439000	2/3/1997	19	19	0.3915	7.60	6888	58.3828%	Fecal		CFU/100 mL	200	283.2	86400	-	37,201.7
5439000	2/12/1997	19	19	0.3915	7.60	6888	58.3828%	Fecal		CFU/100 mL	200	283.2	86400	-	37,201.7
5439000	2/16/1997	19	19	0.3915	7.60	6888	58.3828%	Fecal		CFU/100 mL	200	283.2	86400	-	37,201.7
5439000	6/24/1997	19	19	0.3915	7.60	6888	58.3828%	Fecal		CFU/100 mL	200	283.2	86400	-	37,201.7
5439000	1/27/1998	19	19	0.3915	7.60	6888	58.3828%	Fecal		CFU/100 mL	200	283.2	86400	-	37,201.7
5439000	1/28/1998	19	19	0.3915	7.60	6888	58.3828%	Fecal		CFU/100 mL	200	283.2	86400	-	37,201.7
5439000	1/31/1998	19	19	0.3915	7.60	6888	58.3828%	Fecal		CFU/100 mL	200	283.2	86400	-	37,201.7
5439000	7/22/1998	19	19	0.3915	7.60	6888	58.3828%	Fecal		CFU/100 mL	200	283.2	86400	-	37,201.7
5439000	7/24/1999	19	19	0.3915	7.60	6888	58.3828%	Fecal		CFU/100 mL	200	283.2	86400	-	37,201.7
5439000	10/3/1999	19	19	0.3915	7.60	6888	58.3828%	Fecal		CFU/100 mL	200	283.2	86400	-	37,201.7
5439000	10/5/1999	19	19	0.3915	7.60	6888	58.3828%	Fecal		CFU/100 mL	200	283.2	86400	-	37,201.7
5439000	4/8/2000	19	19	0.3915	7.60	6888	58.3828%	Fecal		CFU/100 mL	200	283.2	86400	-	37,201.7
5439000	4/11/2000	19	19	0.3915	7.60	6888	58.3828%	Fecal		CFU/100 mL	200	283.2	86400	-	37,201.7

Gage ID	Date	Discharge (CFS)	Gage Discharge (less Surrogate NPDES) (CFS)	Watershed Area Ratio	Calculated flow (CFS)	Rank	Flow Exceedance %	Parameter	Results	Units (mg or micro_gram	Limit/Standard	100mL/CF	sec/day	Actual Load (million colonies/day)	Allowable Load (million colonies/day)
5439000	4/16/2000	19	19	0.3915	7.60	6888	58.3828%	Fecal		CFU/100 mL	200	283.2	86400	-	37,201.7
5439000	7/23/2000	19	19	0.3915	7.60	6888	58.3828%	Fecal		CFU/100 mL	200	283.2	86400	-	37,201.7
5439000	11/27/2000	19	19	0.3915	7.60	6888	58.3828%	Fecal		CFU/100 mL	200	283.2	86400	-	37,201.7
5439000	12/4/2000	19	19	0.3915	7.60	6888	58.3828%	Fecal		CFU/100 mL	200	283.2	86400	-	37,201.7
5439000	12/7/2000	19	19	0.3915	7.60	6888	58.3828%	Fecal		CFU/100 mL	200	283.2	86400	-	37,201.7
5439000	12/8/2000	19	19	0.3915	7.60	6888	58.3828%	Fecal		CFU/100 mL	200	283.2	86400	-	37,201.7
5439000	7/1/2001	19	19	0.3915	7.60	6888	58.3828%	Fecal		CFU/100 mL	200	283.2	86400	-	37,201.7
5439000	10/22/2001	19	19	0.3915	7.60	6888	58.3828%	Fecal		CFU/100 mL	200	283.2	86400	-	37,201.7
5439000	12/10/2001	19	19	0.3915	7.60	6888	58.3828%	Fecal		CFU/100 mL	200	283.2	86400	-	37,201.7
5439000	10/4/2002	19	19	0.3915	7.60	6888	58.3828%	Fecal		CFU/100 mL	200	283.2	86400	-	37,201.7
5439000	1/24/2005	19	19	0.3915	7.60	6888	58.3828%	Fecal		CFU/100 mL	200	283.2	86400	-	37,201.7
5439000	1/19/2011	19	19	0.3915	7.60	6888	58.3828%	Fecal		CFU/100 mL	200	283.2	86400	-	37,201.7
5439000	2/13/2011	19	19	0.3915	7.60	6888	58.3828%	Fecal		CFU/100 mL	200	283.2	86400	-	37,201.7
5439000	7/13/2011	19	19	0.3915	7.60	6888	58.3828%	Fecal		CFU/100 mL	200	283.2	86400	-	37,201.7
5439000	6/17/2012	19	19	0.3915	7.60	6888	58.3828%	Fecal		CFU/100 mL	200	283.2	86400	-	37,201.7
5439000	8/23/2014	19	19	0.3915	7.60	6888	58.3828%	Fecal		CFU/100 mL	200	283.2	86400	-	37,201.7
5439000	12/16/2014	19	19	0.3915	7.60	6888	58.3828%	Fecal		CFU/100 mL	200	283.2	86400	-	37,201.7
5439000	5/3/1994	18.9	18.9	0.3915	7.56	6948	58.8913%	Fecal		CFU/100 mL	200	283.2	86400	-	37,010.2
5439000	6/20/2003	18.9	18.9	0.3915	7.56	6948	58.8913%	Fecal		CFU/100 mL	200	283.2	86400	-	37,010.2
5439000	7/8/2020	18.9	18.9	0.3915	7.56	6948	58.8913%	Fecal		CFU/100 mL	200	283.2	86400	-	37,010.2
5439000	5/5/1994	18.8	18.8	0.3915	7.52	6951	58.9168%	Fecal		CFU/100 mL	200	283.2	86400	-	36,818.6
5439000	6/19/1994	18.8	18.8	0.3915	7.52	6951	58.9168%	Fecal		CFU/100 mL	200	283.2	86400	-	36,818.6
5439000	11/5/2003	18.8	18.8	0.3915	7.52	6951	58.9168%	Fecal		CFU/100 mL	200	283.2	86400	-	36,818.6
5439000	6/15/2012	18.8	18.8	0.3915	7.52	6951	58.9168%	Fecal		CFU/100 mL	200	283.2	86400	-	36,818.6
5439000	2/8/2013	18.8	18.8	0.3915	7.52	6951	58.9168%	Fecal		CFU/100 mL	200	283.2	86400	-	36,818.6
5439000	4/11/2018	18.8	18.8	0.3915	7.52	6951	58.9168%	Fecal		CFU/100 mL	200	283.2	86400	-	36,818.6
5439000	6/16/2012	18.7	18.7	0.3915	7.48	6957	58.9676%	Fecal		CFU/100 mL	200	283.2	86400	-	36,627.0
5439000	8/2/2014	18.7	18.7	0.3915	7.48	6957	58.9676%	Fecal		CFU/100 mL	200	283.2	86400	-	36,627.0
5439000	7/13/2016	18.7	18.7	0.3915	7.48	6957	58.9676%	Fecal		CFU/100 mL	200	283.2	86400	-	36,627.0
5439000	11/16/2016	18.7	18.7	0.3915	7.48	6957	58.9676%	Fecal		CFU/100 mL	200	283.2	86400	-	36,627.0
5439000	10/21/2018	18.7	18.7	0.3915	7.48	6957	58.9676%	Fecal		CFU/100 mL	200	283.2	86400	-	36,627.0
5439000	5/23/2007	18.6	18.6	0.3915	7.45	6962	59.0100%	Fecal		CFU/100 mL	200	283.2	86400	-	36,435.4
5439000	8/2/2007	18.6	18.6	0.3915	7.45	6962	59.0100%	Fecal		CFU/100 mL	200	283.2	86400	-	36,435.4
5439000	6/1/2014	18.6	18.6	0.3915	7.45	6962	59.0100%	Fecal		CFU/100 mL	200	283.2	86400	-	36,435.4
5439000	7/4/2017	18.6	18.6	0.3915	7.45	6962	59.0100%	Fecal		CFU/100 mL	200	283.2	86400	-	36,435.4
5439000	8/11/2019	18.6	18.6	0.3915	7.45	6962	59.0100%	Fecal		CFU/100 mL	200	283.2	86400	-	36,435.4
5439000	5/4/1994	18.5	18.5	0.3915	7.41	6967	59.0524%	Fecal		CFU/100 mL	200	283.2	86400	-	36,243.9
5439000	11/29/2014	18.5	18.5	0.3915	7.41	6967	59.0524%	Fecal		CFU/100 mL	200	283.2	86400	-	36,243.9
5439000	2/15/2018	18.5	18.5	0.3915	7.41	6967	59.0524%	Fecal		CFU/100 mL	200	283.2	86400	-	36,243.9
5439000	7/19/2018	18.5	18.5	0.3915	7.41	6967	59.0524%	Fecal		CFU/100 mL	200	283.2	86400	-	36,243.9
5439000	11/29/2004	18.4	18.4	0.3915	7.37	6971	59.0863%	Fecal		CFU/100 mL	200	283.2	86400	-	36,052.3
5439000	7/22/2018	18.4	18.4	0.3915	7.37	6971	59.0863%	Fecal		CFU/100 mL	200	283.2	86400	-	36,052.3
5439000	11/30/2020	18.4	18.4	0.3915	7.37	6971	59.0863%	Fecal		CFU/100 mL	200	283.2	86400	-	36,052.3
5439000	5/6/1994	18.3	18.3	0.3915	7.33	6974	59.1117%	Fecal		CFU/100 mL	200	283.2	86400	-	35,860.7
5439000	7/5/2002	18.3	18.3	0.3915	7.33	6974	59.1117%	Fecal		CFU/100 mL	200	283.2	86400	-	35,860.7
5439000	6/9/2006	18.3	18.3	0.3915	7.33	6974	59.1117%	Fecal		CFU/100 mL	200	283.2	86400	-	35,860.7
5439000	7/1/2008	18.3	18.3	0.3915	7.33	6974	59.1117%	Fecal		CFU/100 mL	200	283.2	86400	-	35,860.7
5439000	7/2/2008	18.3	18.3	0.3915	7.33	6974	59.1117%	Fecal		CFU/100 mL	200	283.2	86400	-	35,860.7
5439000	8/6/2008	18.3	18.3	0.3915	7.33	6974	59.1117%	Fecal		CFU/100 mL	200	283.2	86400	-	35,860.7
5439000	7/18/2009	18.3	18.3	0.3915	7.33	6974	59.1117%	Fecal		CFU/100 mL	200	283.2	86400	-	35,860.7
5439000	5/8/1994	18.2	18.2	0.3915	7.29	6981	59.1710%	Fecal		CFU/100 mL	200	283.2	86400	-	35,669.1
5439000	3/16/2003	18.2	18.2	0.3915	7.29	6981	59.1710%	Fecal		CFU/100 mL	200	283.2	86400	-	35,669.1
5439000	12/20/2003	18.2	18.2	0.3915	7.29	6981	59.1710%	Fecal		CFU/100 mL	200	283.2	86400	-	35,669.1
5439000	11/23/2014	18.2	18.2	0.3915	7.29	6981	59.1710%	Fecal		CFU/100 mL	200	283.2	86400	-	35,669.1
5439000	7/23/2020	18.2	18.2	0.3915	7.29	6981	59.1710%	Fecal		CFU/100 mL	200	283.2	86400	-	35,669.1
5439000	12/11/2001	18.1	18.1	0.3915	7.25	6986	59.2134%	Fecal		CFU/100 mL	200	283.2	86400	-	35,477.6
5439000	8/1/2003	18.1	18.1	0.3915	7.25	6986	59.2134%	Fecal		CFU/100 mL	200	283.2	86400	-	35,477.6
5439000	11/4/2003	18.1	18.1	0.3915	7.25	6986	59.2134%	Fecal		CFU/100 mL	200	283.2	86400	-	35,477.6
5439000	7/6/2006	18.1	18.1	0.3915	7.25	6986	59.2134%	Fecal		CFU/100 mL	200	283.2	86400	-	35,477.6
5439000	2/26/2007	18.1	18.1	0.3915	7.25	6986	59.2134%	Fecal		CFU/100 mL	200	283.2	86400	-	35,477.6
5439000	2/27/2007	18.1	18.1	0.3915	7.25	6986	59.2134%	Fecal		CFU/100 mL	200	283.2	86400	-	35,477.6
5439000	7/14/2017	18.1	18.1	0.3915	7.25	6986	59.2134%	Fecal		CFU/100 mL	200	283.2	86400	-	35,477.6
5439000	8/10/2017	18.1	18.1	0.3915	7.25	6986	59.2134%	Fecal		CFU/100 mL	200	283.2	86400	-	35,477.6
5439000	9/2/1990	18	18	0.3915	7.21	6994	59.2812%	Fecal		CFU/100 mL	200	283.2	86400	-	35,286.0
5439000	10/14/1990	18	18	0.3915	7.21	6994	59.2812%	Fecal		CFU/100 mL	200	283.2	86400	-	35,286.0
5439000	10/25/1990	18	18	0.3915	7.21	6994	59.2812%	Fecal		CFU/100 mL	200	283.2	86400	-	35,286.0
5439000	10/27/1990	18	18	0.3915	7.21	6994	59.2812%	Fecal		CFU/100 mL	200	283.2	86400	-	35,286.0
5439000	11/4/1990	18	18	0.3915	7.21	6994	59.2812%	Fecal		CFU/100 mL	200	283.2	86400	-	35,286.0
5439000	11/3/1991	18	18	0.3915	7.21	6994	59.2812%	Fecal		CFU/100 mL	200	283.2	86400	-	35,286.0
5439000	5/28/1992	18	18	0.3915	7.21	6994	59.2812%	Fecal		CFU/100 mL	200	283.2	86400	-	35,286.0
5439000	5/29/1992	18	18	0.3915	7.21	6994	59.2812%	Fecal		CFU/100 mL	200	283.2	86400	-	35,286.0
5439000	5/30/1992	18	18	0.3915	7.21	6994	59.2812%	Fecal		CFU/100 mL	200	283.2	86400	-	35,286.0
5439000	5/31/1992	18	18	0.3915	7.21	6994	59.2812%	Fecal		CFU/100 mL	200	283.2	86400	-	35,286.0
5439000	6/3/1992	18	18	0.3915	7.21	6994	59.2812%	Fecal		CFU/100 mL	200	283.2	86400	-	35,286.0
5439000	6/4/1992	18	18	0.3915	7.21	6994	59.2812%	Fecal		CFU/100 mL	200	283.2	86400	-	35,286.0
5439000	8/2/1992	18	18	0.3915	7.21	6994	59.2812%	Fecal		CFU/100 mL	200	283.2	86400	-	35,286.0
5439000	8/21/1993	18	18	0.3915	7.21	6994	59.2812%	Fecal		CFU/100 mL	200	283.2	86400	-	35,286.0
5439000	8/22/1993	18	18	0.3915	7.21	6994	59.2812%	Fecal		CFU/100 mL	200	283.2	86400	-	35,286.0
5439000	9/9/1993	18	18	0.3915	7.21	6994	59.2812%	Fecal		CFU/100 mL	200	283.2	86400	-	35,286.0
5439000	1/16/1994	18	18	0.3915	7.21	6994	59.2812%	Fecal		CFU/100 mL	200	283.2	86400	-	35,286.0
5439000	1/17/1994	18	18	0.3915	7.21	6994	59.2812%	Fecal		CFU/100 mL	200	283.2	86400	-	35,286.0
5439000	2/7/1994	18	18	0.3915	7.21	6994	59.2812%	Fecal		CFU/100 mL	200	283.2	86400	-	35,286.0
5439000	2/8/1994	18	18	0.3915	7.21	6994	59.2812%	Fecal		CFU/100 mL	200	283.2	86400	-	35,286.0
5439000	2/9/1994	18	18	0.3915	7.21	6994	59.2812%	Fecal		CFU/100 mL	200	283.2	86400	-	35,286.0
5439000	2/10/1994	18	18	0.3915	7.21	6994	59.2812%	Fecal		CFU/100 mL	200	283.2	86400	-	35,286.0
5439000	2/11/1994	18	18	0.3915	7.21	6994	59.2812%	Fecal		CFU/100 mL	200	283.2	86400	-	35,286.0
5439000	2/12/1994	18	18	0.3915	7.21	6994	59.2812%	Fecal		CFU/100 mL	200	283.2	86400	-	35,286.0
5439000	2/13/1994	18	18	0.3915	7.21	6994	59.2812%	Fecal		CFU/100 mL	200	283.2	86400	-	35,286.0
5439000	10/8/1994	18	18	0.3915	7.21	6994	59.2812%	Fecal		CFU/100 mL	200	283.2	86400	-	35,286.0
5439000	10/9/1994	18	18	0.3915	7.21	6994	59.2812%	Fecal		CFU/100 mL	200	283.2	86400	-	35,286.0
5439000	12/16/1995	18	18	0.3915	7.21	6994	59.2812%	Fecal		CFU/100 mL	200	283.2	86400	-	35,286.0
5439000	2/15/1996	18	18	0.3915	7.21	6994	59.2812%	Fecal		CFU/100 mL	200	283.2	86400	-	35,286.0
5439000	3/2/1996	18	18	0.3915	7.21	6994	59.2812%	Fecal		CFU/100 mL	200	283.2	86400	-	35,286.0
5439000	4/27/1996	18	18	0.3915	7.21	6994	59.2812%	Fecal		CFU/100 mL	200	283.2	86400	-	35,286.0
5439000	12/30/1996	18	18	0.3915	7.21	6994	59.2812%	Fecal		CFU/100 mL	200	283.2	86400	-	35,286.0
5439000	12/31/1996	18	18	0.3915	7.21	6994	59.2812%	Fecal		CFU/100 mL	200	283.2	86400	-	35,286.0
5439000	1/18/1997	18	18	0.3915	7.21	6994	59.2812%	Fecal		CFU/100 mL	200	283.2	86400	-	35,286.0
5439000	1/28/1997	18	18	0.3915	7.21	6994	59.2812%	Fecal		CFU/100 mL	200	283.2	86400	-	35,286.0
5439000	1/29/1997	18	18	0.3915	7.21	6994	59.2812%	Fecal		CFU/100 mL	200	283.2	86400	-	35,286.0
5439000	1/31/1997	18	18	0.3915	7.21	6994	59.2812%	Fecal		CFU/100 mL	200	283.2	86400	-	35,286.0
5439000	2/1/1997	18	18	0.3915	7.21	6994	59.2812%	Fecal		CFU/100 mL	200	283.2	86400	-	35,286.0
5439000	2/13/1997	18	18	0.3915	7.21	6994	59.2812%	Fecal		CFU/100 mL	200	283.2	86400	-	35,286.0
5439000	2/15/1997	18	18	0.3915	7.21	6994	59.2812%	Fecal		CFU/100 mL	200	283.2	86400	-	35,286.0
5439000	7/4/1997	18	18	0.3915	7.21	6994	59.2812%	Fecal		CFU/100 mL	200	283.2	86400	-	35,286.0
5439000	7/8/1997	18	18	0.3915	7.21	6994	59.2812%	Fecal		CFU/100 mL	200	283.2	86400	-	35,286.0
5439000	1/29/1998	18	18	0.3915	7.21	6994	59.2812%	Fecal		CFU/100 mL	200	283.2	86400	-	35,286.0
5439000	1/30/1998	18	18	0.3915	7.21	6994	59.2812%	Fecal		CFU/100 mL	200	283.2	86400	-	35,286.0
5439000	7/21/1998	18	18	0.3915	7.21	6994	59.2812%	Fecal		CFU/100 mL	200	283.2	86400	-	35,286.0
5439000	8/7/1998	18	18	0.3915	7.21	6994	59.2812%	Fecal		CFU/100 mL	200	283.2	86400	-	35,286.0
5439000	10/5/1998	18	18	0.3915	7.21	6994	59.2812%	Fecal		CFU/100 mL	200	283.2	86400	-	35,286.0
5439000	3/29/2000	18	18	0.3915	7.21	6994	59.2812%	Fecal		CFU/100 mL	200	283.2	86400	-	35,286.0
5439000	8/3/2000	18	18	0.3915	7.21	6994	59.2812%	Fecal		CFU/100 mL	200	283.2	86400	-	35,286.0
5439000	9/11/2000	18	18	0.3915	7.21	6994	59.2812%	Fecal		CFU/100 mL	200	283.2	86400	-	35,286.0
5439000	10/9/2000	18	18	0.3915	7.21	6994	59.2812%	Fecal		CFU/100 mL	200	283.2	86400	-	35,286.0
5439000	11/8/2000	18	18	0.3915	7.21	6994	59.2812%	Fecal		CFU/100 mL	200	283.2	86400	-	35,286.0
5439000	11/23/2000	18	18	0.3915	7.21	6994	59.2812%	Fecal		CFU/100 mL	200	283.2	86400	-	35,286.0
5439000	11/25/2000	18	18	0.3915	7.21	6994	59.2812%	Fecal		CFU/100 mL	200	283.2	86400	-	35,286.0
5439000	11/29/2000	18	18	0.3915	7.21	6994	59.2812%	Fecal		CFU/100 mL	200	283.2	86400	-	35,286.0
5439000	12/1/2000	18	18	0.3915	7.21	6994	59.2812%	Fecal		CFU/100 mL	200	283.2	86400	-	35,286.0
5439000	12/2/2000	18	18	0.3915	7.21	6994	59.2812%	Fecal		CFU/100 mL	200	283.2	86400	-	35,286.0
5439000	12/5/2000	18	18	0.3915	7.21	6994	59.2812%	Fecal		CFU/100 mL	200	283.2	86400	-	35,286.0
5439000	12/6/2000	18	18	0.3915	7.21	6994	59.2812%	Fecal		CFU/100 mL	200	283.2	86400	-	35,286.0
5439000	9/24/2001	18	18	0.3915	7.21	6994	59.2812%	Fecal		CFU/100 mL	200	283.2	86400	-	35,286.0
5439000	3/15/2003	18	18	0.3915	7.21	6994	59.2812%	Fecal		CFU/100 mL	200	283.2	86400	-	35,286.0
5439000	1/30/2005	18	18	0.3915	7.21	6994	59.2812%	Fecal		CFU/100 mL	200	283.2	86400	-	35,286.0
5439000	1/15/2011	18	18	0.3915	7.21	6994	59.2812%	Fecal		CFU/100 mL	200	283.2	86400	-	35,286.0

Gage ID	Date	Discharge (CFS)	Gage Discharge (less Surrogate NPDES) (CFS)	Watershed Area Ratio	Calculated flow (CFS)	Rank	Flow Exceedance %	Parameter	Results	Units (mg or micro_gram	Limit/Standard	100mL/CF	sec/day	Actual Load (million colonies/day)	Allowable Load (million colonies/day)
5439000	1/20/2011	18	18	0.3915	7.21	6994	59.2812%	Fecal		CFU/100 mL	200	283.2	86400	-	35,286.0
5439000	1/30/2011	18	18	0.3915	7.21	6994	59.2812%	Fecal		CFU/100 mL	200	283.2	86400	-	35,286.0
5439000	8/6/2011	18	18	0.3915	7.21	6994	59.2812%	Fecal		CFU/100 mL	200	283.2	86400	-	35,286.0
5439000	9/30/2011	18	18	0.3915	7.21	6994	59.2812%	Fecal		CFU/100 mL	200	283.2	86400	-	35,286.0
5439000	7/27/2014	18	18	0.3915	7.21	6994	59.2812%	Fecal		CFU/100 mL	200	283.2	86400	-	35,286.0
5439000	11/12/2018	18	18	0.3915	7.21	6994	59.2812%	Fecal		CFU/100 mL	200	283.2	86400	-	35,286.0
5439000	7/9/2020	18	18	0.3915	7.21	6994	59.2812%	Fecal		CFU/100 mL	200	283.2	86400	-	35,286.0
5439000	11/5/2001	17.9	17.9	0.3915	7.17	7064	59.8746%	Fecal		CFU/100 mL	200	283.2	86400	-	35,094.4
5439000	7/6/2002	17.9	17.9	0.3915	7.17	7064	59.8746%	Fecal		CFU/100 mL	200	283.2	86400	-	35,094.4
5439000	7/20/2006	17.9	17.9	0.3915	7.17	7064	59.8746%	Fecal		CFU/100 mL	200	283.2	86400	-	35,094.4
5439000	1/30/2009	17.9	17.9	0.3915	7.17	7064	59.8746%	Fecal		CFU/100 mL	200	283.2	86400	-	35,094.4
5439000	2/1/2009	17.9	17.9	0.3915	7.17	7064	59.8746%	Fecal		CFU/100 mL	200	283.2	86400	-	35,094.4
5439000	8/9/2011	17.9	17.9	0.3915	7.17	7064	59.8746%	Fecal		CFU/100 mL	200	283.2	86400	-	35,094.4
5439000	12/4/2014	17.9	17.9	0.3915	7.17	7064	59.8746%	Fecal		CFU/100 mL	200	283.2	86400	-	35,094.4
5439000	4/10/2018	17.9	17.9	0.3915	7.17	7064	59.8746%	Fecal		CFU/100 mL	200	283.2	86400	-	35,094.4
5439000	10/24/2020	17.9	17.9	0.3915	7.17	7064	59.8746%	Fecal		CFU/100 mL	200	283.2	86400	-	35,094.4
5439000	1/12/2011	17.8	17.8	0.3915	7.13	7073	59.9508%	Fecal		CFU/100 mL	200	283.2	86400	-	34,902.9
5439000	5/31/2014	17.8	17.8	0.3915	7.13	7073	59.9508%	Fecal		CFU/100 mL	200	283.2	86400	-	34,902.9
5439000	4/27/2018	17.8	17.8	0.3915	7.13	7073	59.9508%	Fecal		CFU/100 mL	200	283.2	86400	-	34,902.9
5439000	11/17/2016	17.7	17.7	0.3915	7.09	7076	59.9763%	Fecal		CFU/100 mL	200	283.2	86400	-	34,711.3
5439000	4/26/2018	17.7	17.7	0.3915	7.09	7076	59.9763%	Fecal		CFU/100 mL	200	283.2	86400	-	34,711.3
5439000	12/13/2004	17.6	17.6	0.3915	7.05	7078	59.9932%	Fecal		CFU/100 mL	200	283.2	86400	-	34,519.7
5439000	9/23/2007	17.6	17.6	0.3915	7.05	7078	59.9932%	Fecal		CFU/100 mL	200	283.2	86400	-	34,519.7
5439000	10/2/2009	17.6	17.6	0.3915	7.05	7078	59.9932%	Fecal		CFU/100 mL	200	283.2	86400	-	34,519.7
5439000	12/17/2014	17.6	17.6	0.3915	7.05	7078	59.9932%	Fecal		CFU/100 mL	200	283.2	86400	-	34,519.7
5439000	12/17/2017	17.6	17.6	0.3915	7.05	7078	59.9932%	Fecal		CFU/100 mL	200	283.2	86400	-	34,519.7
5439000	7/7/2020	17.6	17.6	0.3915	7.05	7078	59.9932%	Fecal		CFU/100 mL	200	283.2	86400	-	34,519.7
5439000	3/14/2003	17.5	17.5	0.3915	7.01	7084	60.0441%	Fecal		CFU/100 mL	200	283.2	86400	-	34,328.1
5439000	1/2/2005	17.5	17.5	0.3915	7.01	7084	60.0441%	Fecal		CFU/100 mL	200	283.2	86400	-	34,328.1
5439000	5/25/2005	17.5	17.5	0.3915	7.01	7084	60.0441%	Fecal		CFU/100 mL	200	283.2	86400	-	34,328.1
5439000	1/30/2006	17.5	17.5	0.3915	7.01	7084	60.0441%	Fecal		CFU/100 mL	200	283.2	86400	-	34,328.1
5439000	8/5/2007	17.5	17.5	0.3915	7.01	7084	60.0441%	Fecal		CFU/100 mL	200	283.2	86400	-	34,328.1
5439000	8/16/2010	17.5	17.5	0.3915	7.01	7084	60.0441%	Fecal		CFU/100 mL	200	283.2	86400	-	34,328.1
5439000	8/27/2016	17.5	17.5	0.3915	7.01	7084	60.0441%	Fecal		CFU/100 mL	200	283.2	86400	-	34,328.1
5439000	11/16/2018	17.5	17.5	0.3915	7.01	7084	60.0441%	Fecal		CFU/100 mL	200	283.2	86400	-	34,328.1
5439000	7/6/2020	17.5	17.5	0.3915	7.01	7084	60.0441%	Fecal		CFU/100 mL	200	283.2	86400	-	34,328.1
5439000	3/18/2006	17.4	17.4	0.3915	6.98	7093	60.1204%	Fecal		CFU/100 mL	200	283.2	86400	-	34,136.6
5439000	5/24/2007	17.4	17.4	0.3915	6.98	7093	60.1204%	Fecal		CFU/100 mL	200	283.2	86400	-	34,136.6
5439000	12/20/2007	17.4	17.4	0.3915	6.98	7093	60.1204%	Fecal		CFU/100 mL	200	283.2	86400	-	34,136.6
5439000	7/20/2013	17.4	17.4	0.3915	6.98	7093	60.1204%	Fecal		CFU/100 mL	200	283.2	86400	-	34,136.6
5439000	12/30/2020	17.4	17.4	0.3915	6.98	7093	60.1204%	Fecal		CFU/100 mL	200	283.2	86400	-	34,136.6
5439000	9/24/1994	17.3	17.3	0.3915	6.94	7098	60.1627%	Fecal		CFU/100 mL	200	283.2	86400	-	33,945.0
5439000	4/28/2005	17.3	17.3	0.3915	6.94	7098	60.1627%	Fecal		CFU/100 mL	200	283.2	86400	-	33,945.0
5439000	4/15/2006	17.3	17.3	0.3915	6.94	7098	60.1627%	Fecal		CFU/100 mL	200	283.2	86400	-	33,945.0
5439000	7/30/2011	17.3	17.3	0.3915	6.94	7098	60.1627%	Fecal		CFU/100 mL	200	283.2	86400	-	33,945.0
5439000	7/31/2016	17.3	17.3	0.3915	6.94	7098	60.1627%	Fecal		CFU/100 mL	200	283.2	86400	-	33,945.0
5439000	7/14/2004	17.2	17.2	0.3915	6.90	7103	60.2051%	Fecal		CFU/100 mL	200	283.2	86400	-	33,753.4
5439000	1/31/2005	17.2	17.2	0.3915	6.90	7103	60.2051%	Fecal		CFU/100 mL	200	283.2	86400	-	33,753.4
5439000	7/2/2007	17.2	17.2	0.3915	6.90	7103	60.2051%	Fecal		CFU/100 mL	200	283.2	86400	-	33,753.4
5439000	9/3/2009	17.2	17.2	0.3915	6.90	7103	60.2051%	Fecal		CFU/100 mL	200	283.2	86400	-	33,753.4
5439000	5/12/2014	17.2	17.2	0.3915	6.90	7103	60.2051%	Fecal		CFU/100 mL	200	283.2	86400	-	33,753.4
5439000	8/5/2016	17.2	17.2	0.3915	6.90	7103	60.2051%	Fecal		CFU/100 mL	200	283.2	86400	-	33,753.4
5439000	7/7/2017	17.2	17.2	0.3915	6.90	7103	60.2051%	Fecal		CFU/100 mL	200	283.2	86400	-	33,753.4
5439000	1/29/2005	17.1	17.1	0.3915	6.86	7110	60.2645%	Fecal		CFU/100 mL	200	283.2	86400	-	33,561.8
5439000	5/16/2005	17.1	17.1	0.3915	6.86	7110	60.2645%	Fecal		CFU/100 mL	200	283.2	86400	-	33,561.8
5439000	3/10/2006	17.1	17.1	0.3915	6.86	7110	60.2645%	Fecal		CFU/100 mL	200	283.2	86400	-	33,561.8
5439000	8/7/2009	17.1	17.1	0.3915	6.86	7110	60.2645%	Fecal		CFU/100 mL	200	283.2	86400	-	33,561.8
5439000	6/18/2012	17.1	17.1	0.3915	6.86	7110	60.2645%	Fecal		CFU/100 mL	200	283.2	86400	-	33,561.8
5439000	10/22/2014	17.1	17.1	0.3915	6.86	7110	60.2645%	Fecal		CFU/100 mL	200	283.2	86400	-	33,561.8
5439000	12/14/2017	17.1	17.1	0.3915	6.86	7110	60.2645%	Fecal		CFU/100 mL	200	283.2	86400	-	33,561.8
5439000	10/26/1990	17	17	0.3915	6.82	7117	60.3238%	Fecal		CFU/100 mL	200	283.2	86400	-	33,370.3
5439000	6/29/1991	17	17	0.3915	6.82	7117	60.3238%	Fecal		CFU/100 mL	200	283.2	86400	-	33,370.3
5439000	7/5/1991	17	17	0.3915	6.82	7117	60.3238%	Fecal		CFU/100 mL	200	283.2	86400	-	33,370.3
5439000	9/4/1991	17	17	0.3915	6.82	7117	60.3238%	Fecal		CFU/100 mL	200	283.2	86400	-	33,370.3
5439000	6/1/1992	17	17	0.3915	6.82	7117	60.3238%	Fecal		CFU/100 mL	200	283.2	86400	-	33,370.3
5439000	6/2/1992	17	17	0.3915	6.82	7117	60.3238%	Fecal		CFU/100 mL	200	283.2	86400	-	33,370.3
5439000	10/15/1992	17	17	0.3915	6.82	7117	60.3238%	Fecal		CFU/100 mL	200	283.2	86400	-	33,370.3
5439000	1/18/1994	17	17	0.3915	6.82	7117	60.3238%	Fecal		CFU/100 mL	200	283.2	86400	-	33,370.3
5439000	1/19/1994	17	17	0.3915	6.82	7117	60.3238%	Fecal		CFU/100 mL	200	283.2	86400	-	33,370.3
5439000	1/20/1994	17	17	0.3915	6.82	7117	60.3238%	Fecal		CFU/100 mL	200	283.2	86400	-	33,370.3
5439000	7/17/1995	17	17	0.3915	6.82	7117	60.3238%	Fecal		CFU/100 mL	200	283.2	86400	-	33,370.3
5439000	11/8/1995	17	17	0.3915	6.82	7117	60.3238%	Fecal		CFU/100 mL	200	283.2	86400	-	33,370.3
5439000	1/21/1996	17	17	0.3915	6.82	7117	60.3238%	Fecal		CFU/100 mL	200	283.2	86400	-	33,370.3
5439000	4/28/1996	17	17	0.3915	6.82	7117	60.3238%	Fecal		CFU/100 mL	200	283.2	86400	-	33,370.3
5439000	9/8/1996	17	17	0.3915	6.82	7117	60.3238%	Fecal		CFU/100 mL	200	283.2	86400	-	33,370.3
5439000	10/29/1996	17	17	0.3915	6.82	7117	60.3238%	Fecal		CFU/100 mL	200	283.2	86400	-	33,370.3
5439000	1/30/1997	17	17	0.3915	6.82	7117	60.3238%	Fecal		CFU/100 mL	200	283.2	86400	-	33,370.3
5439000	2/14/1997	17	17	0.3915	6.82	7117	60.3238%	Fecal		CFU/100 mL	200	283.2	86400	-	33,370.3
5439000	7/5/1997	17	17	0.3915	6.82	7117	60.3238%	Fecal		CFU/100 mL	200	283.2	86400	-	33,370.3
5439000	8/6/1998	17	17	0.3915	6.82	7117	60.3238%	Fecal		CFU/100 mL	200	283.2	86400	-	33,370.3
5439000	8/28/1998	17	17	0.3915	6.82	7117	60.3238%	Fecal		CFU/100 mL	200	283.2	86400	-	33,370.3
5439000	9/14/1998	17	17	0.3915	6.82	7117	60.3238%	Fecal		CFU/100 mL	200	283.2	86400	-	33,370.3
5439000	10/2/1999	17	17	0.3915	6.82	7117	60.3238%	Fecal		CFU/100 mL	200	283.2	86400	-	33,370.3
5439000	4/1/2000	17	17	0.3915	6.82	7117	60.3238%	Fecal		CFU/100 mL	200	283.2	86400	-	33,370.3
5439000	4/2/2000	17	17	0.3915	6.82	7117	60.3238%	Fecal		CFU/100 mL	200	283.2	86400	-	33,370.3
5439000	4/3/2000	17	17	0.3915	6.82	7117	60.3238%	Fecal		CFU/100 mL	200	283.2	86400	-	33,370.3
5439000	4/7/2000	17	17	0.3915	6.82	7117	60.3238%	Fecal		CFU/100 mL	200	283.2	86400	-	33,370.3
5439000	7/24/2000	17	17	0.3915	6.82	7117	60.3238%	Fecal		CFU/100 mL	200	283.2	86400	-	33,370.3
5439000	8/17/2000	17	17	0.3915	6.82	7117	60.3238%	Fecal		CFU/100 mL	200	283.2	86400	-	33,370.3
5439000	10/10/2000	17	17	0.3915	6.82	7117	60.3238%	Fecal		CFU/100 mL	200	283.2	86400	-	33,370.3
5439000	11/24/2000	17	17	0.3915	6.82	7117	60.3238%	Fecal		CFU/100 mL	200	283.2	86400	-	33,370.3
5439000	11/28/2000	17	17	0.3915	6.82	7117	60.3238%	Fecal		CFU/100 mL	200	283.2	86400	-	33,370.3
5439000	11/30/2000	17	17	0.3915	6.82	7117	60.3238%	Fecal		CFU/100 mL	200	283.2	86400	-	33,370.3
5439000	12/3/2000	17	17	0.3915	6.82	7117	60.3238%	Fecal		CFU/100 mL	200	283.2	86400	-	33,370.3
5439000	12/10/2000	17	17	0.3915	6.82	7117	60.3238%	Fecal		CFU/100 mL	200	283.2	86400	-	33,370.3
5439000	7/2/2001	17	17	0.3915	6.82	7117	60.3238%	Fecal		CFU/100 mL	200	283.2	86400	-	33,370.3
5439000	7/4/2001	17	17	0.3915	6.82	7117	60.3238%	Fecal		CFU/100 mL	200	283.2	86400	-	33,370.3
5439000	8/4/2004	17	17	0.3915	6.82	7117	60.3238%	Fecal		CFU/100 mL	200	283.2	86400	-	33,370.3
5439000	1/25/2005	17	17	0.3915	6.82	7117	60.3238%	Fecal		CFU/100 mL	200	283.2	86400	-	33,370.3
5439000	12/16/2007	17	17	0.3915	6.82	7117	60.3238%	Fecal		CFU/100 mL	200	283.2	86400	-	33,370.3
5439000	1/14/2011	17	17	0.3915	6.82	7117	60.3238%	Fecal		CFU/100 mL	200	283.2	86400	-	33,370.3
5439000	1/16/2011	17	17	0.3915	6.82	7117	60.3238%	Fecal		CFU/100 mL	200	283.2	86400	-	33,370.3
5439000	1/21/2011	17	17	0.3915	6.82	7117	60.3238%	Fecal		CFU/100 mL	200	283.2	86400	-	33,370.3
5439000	1/24/2011	17	17	0.3915	6.82	7117	60.3238%	Fecal		CFU/100 mL	200	283.2	86400	-	33,370.3
5439000	1/25/2011	17	17	0.3915	6.82	7117	60.3238%	Fecal		CFU/100 mL	200	283.2	86400	-	33,370.3
5439000	1/29/2011	17	17	0.3915	6.82	7117	60.3238%	Fecal		CFU/100 mL	200	283.2	86400	-	33,370.3
5439000	11/6/2001	16.9	16.9	0.3915	6.78	7163	60.7137%	Fecal		CFU/100 mL	200	283.2	86400	-	33,178.7
5439000	11/21/2007	16.9	16.9	0.3915	6.78	7163	60.7137%	Fecal		CFU/100 mL	200	283.2	86400	-	33,178.7
5439000	9/18/2015	16.9	16.9	0.3915	6.78	7163	60.7137%	Fecal		CFU/100 mL	200	283.2	86400	-	33,178.7
5439000	9/4/2016	16.9	16.9	0.3915	6.78	7163	60.7137%	Fecal		CFU/100 mL	200	283.2	86400	-	33,178.7
5439000	11/14/2018	16.9	16.9	0.3915	6.78	7163	60.7137%	Fecal		CFU/100 mL	200	283.2	86400	-	33,178.7
5439000	9/10/2020	16.9	16.9	0.3915	6.78	7163	60.7137%	Fecal		CFU/100 mL	200	283.2	86400	-	33,178.7
5439000	6/15/2003	16.8	16.8	0.3915	6.74	7169	60.7645%	Fecal		CFU/100 mL	200	283.2	86400	-	32,987.1
5439000	5/26/2005	16.8	16.8	0.3915	6.74	7169	60.7645%	Fecal		CFU/100 mL	200	283.2	86400	-	32,987.1
5439000	9/24/2007	16.8	16.8	0.3915	6.74	7169	60.7645%	Fecal		CFU/100 mL	200	283.2	86400	-	32,987.1
5439000	9/26/2007	16.8	16.8	0.3915	6.74	7169	60.7645%	Fecal		CFU/100 mL	200	283.2	86400	-	32,987.1
5439000	7/3/2008	16.8	16.8	0.3915	6.74	7169	60.7645%	Fecal		CFU/100 mL	200	283.2	86400	-	32,987.1
5439000	7/14/2011	16.8	16.8	0.3915	6.74	7169	60.7645%	Fecal		CFU/100 mL	200	283.2	86400	-	32,987.1
5439000	7/27/2011	16.8	16.8	0.3915	6.74	7169	60.7645%	Fecal		CFU/100 mL	200	283.2	86400	-	32,987.1
5439000	6/3/2014	16.8	16.8	0.3915	6.74	7169	60.7645%	Fecal		CFU/100 mL	200	283.2	86400	-	32,987.1
5439000	8/1/2014	16.8	16.8	0.3915	6.74	7169	60.7645%	Fecal		CFU/100 mL	200	283.2	86400	-	32,987.1
5439000	12/9/2014	16.8	16.8	0.3915	6.74	7169	60.7645%	Fecal		CFU/100 mL	200	283.2	86400	-	32,987.1
5439000	4/14/2006	16.7	16.7	0.3915	6.70	7179	60.8493%	Fecal		CFU/100 mL	200	283.2	86400	-	32,795.5
5439000	9/25/2007	16.7	16.7	0.3915	6.70	7179	60.8493%	Fecal		CFU/100 mL	200	283.2	86400	-	32,795.5
5439000	1/17/2011	16.7	16.7	0.3915	6.70	7179	60.8493%	Fecal		CFU/100 mL	200	283.2	86400	-	32,795.5
5439000	11/6/2015	16.7	16.7	0.3915	6.70	7179	60.8493%	Fecal		CFU/100 mL	200	283.2	86400	-	32,795.5

Gage ID	Date	Discharge (CFS)	Gage Discharge (less Surrogate NPDES) (CFS)	Watershed Area Ratio	Calculated flow (CFS)	Rank	Flow Exceedance %	Parameter	Results	Units (mg or micro_gram	Limit/Standard	100mL/CF	sec/day	Actual Load (million colonies/day)	Allowable Load (million colonies/day)
5439000	8/29/2016	16.7	16.7	0.3915	6.70	7179	60.8493%	Fecal		CFU/100 mL	200	283.2	86400	-	32,795.5
5439000	12/18/2017	16.7	16.7	0.3915	6.70	7179	60.8493%	Fecal		CFU/100 mL	200	283.2	86400	-	32,795.5
5439000	3/8/2022	44.6	44.6	0.1459	6.67	7185	60.9002%	Fecal		CFU/100 mL	200	283.2	86400	-	32,654.2
5439000	7/21/1994	16.6	16.6	0.3915	6.66	7186	60.9086%	Fecal		CFU/100 mL	200	283.2	86400	-	32,604.0
5439000	10/19/2007	16.6	16.6	0.3915	6.66	7186	60.9086%	Fecal		CFU/100 mL	200	283.2	86400	-	32,604.0
5439000	12/2/2007	16.6	16.6	0.3915	6.66	7186	60.9086%	Fecal		CFU/100 mL	200	283.2	86400	-	32,604.0
5439000	7/19/2009	16.6	16.6	0.3915	6.66	7186	60.9086%	Fecal		CFU/100 mL	200	283.2	86400	-	32,604.0
5439000	7/18/2010	16.6	16.6	0.3915	6.66	7186	60.9086%	Fecal		CFU/100 mL	200	283.2	86400	-	32,604.0
5439000	11/1/2013	16.6	16.6	0.3915	6.66	7186	60.9086%	Fecal		CFU/100 mL	200	283.2	86400	-	32,604.0
5439000	8/19/2015	16.6	16.6	0.3915	6.66	7186	60.9086%	Fecal		CFU/100 mL	200	283.2	86400	-	32,604.0
5439000	8/11/2017	16.6	16.6	0.3915	6.66	7186	60.9086%	Fecal		CFU/100 mL	200	283.2	86400	-	32,604.0
5439000	2/28/2022	44.3	44.3	0.1459	6.63	7194	60.9764%	Fecal		CFU/100 mL	200	283.2	86400	-	32,439.9
5439000	11/14/2001	16.5	16.5	0.3915	6.62	7195	60.9849%	Fecal		CFU/100 mL	200	283.2	86400	-	32,412.4
5439000	12/30/2001	16.5	16.5	0.3915	6.62	7195	60.9849%	Fecal		CFU/100 mL	200	283.2	86400	-	32,412.4
5439000	8/5/2002	16.5	16.5	0.3915	6.62	7195	60.9849%	Fecal		CFU/100 mL	200	283.2	86400	-	32,412.4
5439000	7/22/2003	16.5	16.5	0.3915	6.62	7195	60.9849%	Fecal		CFU/100 mL	200	283.2	86400	-	32,412.4
5439000	4/30/2005	16.5	16.5	0.3915	6.62	7195	60.9849%	Fecal		CFU/100 mL	200	283.2	86400	-	32,412.4
5439000	4/13/2006	16.5	16.5	0.3915	6.62	7195	60.9849%	Fecal		CFU/100 mL	200	283.2	86400	-	32,412.4
5439000	7/23/2009	16.5	16.5	0.3915	6.62	7195	60.9849%	Fecal		CFU/100 mL	200	283.2	86400	-	32,412.4
5439000	7/23/2010	16.5	16.5	0.3915	6.62	7195	60.9849%	Fecal		CFU/100 mL	200	283.2	86400	-	32,412.4
5439000	6/4/2014	16.5	16.5	0.3915	6.62	7195	60.9849%	Fecal		CFU/100 mL	200	283.2	86400	-	32,412.4
5439000	11/18/2016	16.5	16.5	0.3915	6.62	7195	60.9849%	Fecal		CFU/100 mL	200	283.2	86400	-	32,412.4
5439000	2/14/2018	16.5	16.5	0.3915	6.62	7195	60.9849%	Fecal		CFU/100 mL	200	283.2	86400	-	32,412.4
5439000	10/16/2001	16.4	16.4	0.3915	6.58	7206	61.0781%	Fecal		CFU/100 mL	200	283.2	86400	-	32,220.8
5439000	4/29/2005	16.4	16.4	0.3915	6.58	7206	61.0781%	Fecal		CFU/100 mL	200	283.2	86400	-	32,220.8
5439000	5/9/1994	16.3	16.3	0.3915	6.55	7208	61.0951%	Fecal		CFU/100 mL	200	283.2	86400	-	32,029.3
5439000	7/28/2008	16.3	16.3	0.3915	6.55	7208	61.0951%	Fecal		CFU/100 mL	200	283.2	86400	-	32,029.3
5439000	9/2/2010	16.3	16.3	0.3915	6.55	7208	61.0951%	Fecal		CFU/100 mL	200	283.2	86400	-	32,029.3
5439000	1/26/2011	16.3	16.3	0.3915	6.55	7208	61.0951%	Fecal		CFU/100 mL	200	283.2	86400	-	32,029.3
5439000	12/19/2017	16.3	16.3	0.3915	6.55	7208	61.0951%	Fecal		CFU/100 mL	200	283.2	86400	-	32,029.3
5439000	11/17/2018	16.3	16.3	0.3915	6.55	7208	61.0951%	Fecal		CFU/100 mL	200	283.2	86400	-	32,029.3
5439000	8/4/2015	16.2	16.2	0.3915	6.51	7214	61.1460%	Fecal		CFU/100 mL	200	283.2	86400	-	31,837.7
5439000	7/26/2021	16.2	16.2	0.3915	6.51	7214	61.1460%	Fecal		CFU/100 mL	200	283.2	86400	-	31,837.7
5439000	3/18/2022	43.3	43.3	0.1459	6.48	7216	61.1629%	Fecal		CFU/100 mL	200	283.2	86400	-	31,725.8
5439000	8/12/1994	16.1	16.1	0.3915	6.47	7217	61.1714%	Fecal		CFU/100 mL	200	283.2	86400	-	31,646.1
5439000	11/2/2004	16.1	16.1	0.3915	6.47	7217	61.1714%	Fecal		CFU/100 mL	200	283.2	86400	-	31,646.1
5439000	2/1/2005	16.1	16.1	0.3915	6.47	7217	61.1714%	Fecal		CFU/100 mL	200	283.2	86400	-	31,646.1
5439000	1/22/2011	16.1	16.1	0.3915	6.47	7217	61.1714%	Fecal		CFU/100 mL	200	283.2	86400	-	31,646.1
5439000	1/23/2011	16.1	16.1	0.3915	6.47	7217	61.1714%	Fecal		CFU/100 mL	200	283.2	86400	-	31,646.1
5439000	7/16/2011	16.1	16.1	0.3915	6.47	7217	61.1714%	Fecal		CFU/100 mL	200	283.2	86400	-	31,646.1
5439000	5/15/2014	16.1	16.1	0.3915	6.47	7217	61.1714%	Fecal		CFU/100 mL	200	283.2	86400	-	31,646.1
5439000	12/22/2017	16.1	16.1	0.3915	6.47	7217	61.1714%	Fecal		CFU/100 mL	200	283.2	86400	-	31,646.1
5439000	12/19/2020	16.1	16.1	0.3915	6.47	7217	61.1714%	Fecal		CFU/100 mL	200	283.2	86400	-	31,646.1
5439000	9/21/1990	16	16	0.3915	6.43	7226	61.2477%	Fecal		CFU/100 mL	200	283.2	86400	-	31,454.5
5439000	10/13/1990	16	16	0.3915	6.43	7226	61.2477%	Fecal		CFU/100 mL	200	283.2	86400	-	31,454.5
5439000	7/2/1991	16	16	0.3915	6.43	7226	61.2477%	Fecal		CFU/100 mL	200	283.2	86400	-	31,454.5
5439000	10/31/1991	16	16	0.3915	6.43	7226	61.2477%	Fecal		CFU/100 mL	200	283.2	86400	-	31,454.5
5439000	6/6/1992	16	16	0.3915	6.43	7226	61.2477%	Fecal		CFU/100 mL	200	283.2	86400	-	31,454.5
5439000	7/21/1992	16	16	0.3915	6.43	7226	61.2477%	Fecal		CFU/100 mL	200	283.2	86400	-	31,454.5
5439000	7/26/1992	16	16	0.3915	6.43	7226	61.2477%	Fecal		CFU/100 mL	200	283.2	86400	-	31,454.5
5439000	9/19/1992	16	16	0.3915	6.43	7226	61.2477%	Fecal		CFU/100 mL	200	283.2	86400	-	31,454.5
5439000	10/2/1992	16	16	0.3915	6.43	7226	61.2477%	Fecal		CFU/100 mL	200	283.2	86400	-	31,454.5
5439000	10/3/1992	16	16	0.3915	6.43	7226	61.2477%	Fecal		CFU/100 mL	200	283.2	86400	-	31,454.5
5439000	9/12/1993	16	16	0.3915	6.43	7226	61.2477%	Fecal		CFU/100 mL	200	283.2	86400	-	31,454.5
5439000	10/10/1994	16	16	0.3915	6.43	7226	61.2477%	Fecal		CFU/100 mL	200	283.2	86400	-	31,454.5
5439000	12/17/1995	16	16	0.3915	6.43	7226	61.2477%	Fecal		CFU/100 mL	200	283.2	86400	-	31,454.5
5439000	2/27/1996	16	16	0.3915	6.43	7226	61.2477%	Fecal		CFU/100 mL	200	283.2	86400	-	31,454.5
5439000	3/24/1996	16	16	0.3915	6.43	7226	61.2477%	Fecal		CFU/100 mL	200	283.2	86400	-	31,454.5
5439000	3/29/1996	16	16	0.3915	6.43	7226	61.2477%	Fecal		CFU/100 mL	200	283.2	86400	-	31,454.5
5439000	9/2/1996	16	16	0.3915	6.43	7226	61.2477%	Fecal		CFU/100 mL	200	283.2	86400	-	31,454.5
5439000	9/3/1996	16	16	0.3915	6.43	7226	61.2477%	Fecal		CFU/100 mL	200	283.2	86400	-	31,454.5
5439000	7/23/1998	16	16	0.3915	6.43	7226	61.2477%	Fecal		CFU/100 mL	200	283.2	86400	-	31,454.5
5439000	12/25/1998	16	16	0.3915	6.43	7226	61.2477%	Fecal		CFU/100 mL	200	283.2	86400	-	31,454.5
5439000	7/11/1999	16	16	0.3915	6.43	7226	61.2477%	Fecal		CFU/100 mL	200	283.2	86400	-	31,454.5
5439000	10/6/1999	16	16	0.3915	6.43	7226	61.2477%	Fecal		CFU/100 mL	200	283.2	86400	-	31,454.5
5439000	3/30/2000	16	16	0.3915	6.43	7226	61.2477%	Fecal		CFU/100 mL	200	283.2	86400	-	31,454.5
5439000	4/4/2000	16	16	0.3915	6.43	7226	61.2477%	Fecal		CFU/100 mL	200	283.2	86400	-	31,454.5
5439000	4/6/2000	16	16	0.3915	6.43	7226	61.2477%	Fecal		CFU/100 mL	200	283.2	86400	-	31,454.5
5439000	4/12/2000	16	16	0.3915	6.43	7226	61.2477%	Fecal		CFU/100 mL	200	283.2	86400	-	31,454.5
5439000	4/15/2000	16	16	0.3915	6.43	7226	61.2477%	Fecal		CFU/100 mL	200	283.2	86400	-	31,454.5
5439000	9/25/2000	16	16	0.3915	6.43	7226	61.2477%	Fecal		CFU/100 mL	200	283.2	86400	-	31,454.5
5439000	1/15/2001	16	16	0.3915	6.43	7226	61.2477%	Fecal		CFU/100 mL	200	283.2	86400	-	31,454.5
5439000	1/26/2005	16	16	0.3915	6.43	7226	61.2477%	Fecal		CFU/100 mL	200	283.2	86400	-	31,454.5
5439000	1/28/2005	16	16	0.3915	6.43	7226	61.2477%	Fecal		CFU/100 mL	200	283.2	86400	-	31,454.5
5439000	3/9/2006	16	16	0.3915	6.43	7226	61.2477%	Fecal		CFU/100 mL	200	283.2	86400	-	31,454.5
5439000	12/17/2007	16	16	0.3915	6.43	7226	61.2477%	Fecal		CFU/100 mL	200	283.2	86400	-	31,454.5
5439000	7/22/2009	16	16	0.3915	6.43	7226	61.2477%	Fecal		CFU/100 mL	200	283.2	86400	-	31,454.5
5439000	7/26/2009	16	16	0.3915	6.43	7226	61.2477%	Fecal		CFU/100 mL	200	283.2	86400	-	31,454.5
5439000	1/13/2011	16	16	0.3915	6.43	7226	61.2477%	Fecal		CFU/100 mL	200	283.2	86400	-	31,454.5
5439000	1/27/2011	16	16	0.3915	6.43	7226	61.2477%	Fecal		CFU/100 mL	200	283.2	86400	-	31,454.5
5439000	1/28/2011	16	16	0.3915	6.43	7226	61.2477%	Fecal		CFU/100 mL	200	283.2	86400	-	31,454.5
5439000	1/31/2011	16	16	0.3915	6.43	7226	61.2477%	Fecal		CFU/100 mL	200	283.2	86400	-	31,454.5
5439000	12/22/2014	16	16	0.3915	6.43	7226	61.2477%	Fecal		CFU/100 mL	200	283.2	86400	-	31,454.5
5439000	9/21/2015	16	16	0.3915	6.43	7226	61.2477%	Fecal		CFU/100 mL	200	283.2	86400	-	31,454.5
5439000	11/13/2018	16	16	0.3915	6.43	7226	61.2477%	Fecal		CFU/100 mL	200	283.2	86400	-	31,454.5
5439000	12/31/2020	16	16	0.3915	6.43	7226	61.2477%	Fecal		CFU/100 mL	200	283.2	86400	-	31,454.5
5439000	11/30/2004	15.9	15.9	0.3915	6.39	7269	61.6121%	Fecal		CFU/100 mL	200	283.2	86400	-	31,263.0
5439000	5/17/2005	15.9	15.9	0.3915	6.39	7269	61.6121%	Fecal		CFU/100 mL	200	283.2	86400	-	31,263.0
5439000	5/27/2005	15.9	15.9	0.3915	6.39	7269	61.6121%	Fecal		CFU/100 mL	200	283.2	86400	-	31,263.0
5439000	10/24/2014	15.9	15.9	0.3915	6.39	7269	61.6121%	Fecal		CFU/100 mL	200	283.2	86400	-	31,263.0
5439000	2/27/2021	15.9	15.9	0.3915	6.39	7269	61.6121%	Fecal		CFU/100 mL	200	283.2	86400	-	31,263.0
5439000	6/21/1994	15.8	15.8	0.3915	6.35	7274	61.6545%	Fecal		CFU/100 mL	200	283.2	86400	-	31,071.4
5439000	11/11/2006	15.8	15.8	0.3915	6.35	7274	61.6545%	Fecal		CFU/100 mL	200	283.2	86400	-	31,071.4
5439000	5/25/2007	15.8	15.8	0.3915	6.35	7274	61.6545%	Fecal		CFU/100 mL	200	283.2	86400	-	31,071.4
5439000	6/8/2014	15.8	15.8	0.3915	6.35	7274	61.6545%	Fecal		CFU/100 mL	200	283.2	86400	-	31,071.4
5439000	12/5/2014	15.8	15.8	0.3915	6.35	7274	61.6545%	Fecal		CFU/100 mL	200	283.2	86400	-	31,071.4
5439000	11/15/2018	15.8	15.8	0.3915	6.35	7274	61.6545%	Fecal		CFU/100 mL	200	283.2	86400	-	31,071.4
5439000	10/29/2021	15.8	15.8	0.3915	6.35	7274	61.6545%	Fecal		CFU/100 mL	200	283.2	86400	-	31,071.4
5439000	7/20/1994	15.7	15.7	0.3915	6.31	7281	61.7138%	Fecal		CFU/100 mL	200	283.2	86400	-	30,879.8
5439000	11/7/2001	15.7	15.7	0.3915	6.31	7281	61.7138%	Fecal		CFU/100 mL	200	283.2	86400	-	30,879.8
5439000	5/1/2005	15.7	15.7	0.3915	6.31	7281	61.7138%	Fecal		CFU/100 mL	200	283.2	86400	-	30,879.8
5439000	8/8/2009	15.7	15.7	0.3915	6.31	7281	61.7138%	Fecal		CFU/100 mL	200	283.2	86400	-	30,879.8
5439000	7/15/2011	15.7	15.7	0.3915	6.31	7281	61.7138%	Fecal		CFU/100 mL	200	283.2	86400	-	30,879.8
5439000	10/25/2014	15.7	15.7	0.3915	6.31	7281	61.7138%	Fecal		CFU/100 mL	200	283.2	86400	-	30,879.8
5439000	12/19/2014	15.7	15.7	0.3915	6.31	7281	61.7138%	Fecal		CFU/100 mL	200	283.2	86400	-	30,879.8
5439000	11/4/2018	15.7	15.7	0.3915	6.31	7281	61.7138%	Fecal		CFU/100 mL	200	283.2	86400	-	30,879.8
5439000	6/18/1994	15.6	15.6	0.3915	6.27	7289	61.7817%	Fecal		CFU/100 mL	200	283.2	86400	-	30,688.2
5439000	12/18/2014	15.6	15.6	0.3915	6.27	7289	61.7817%	Fecal		CFU/100 mL	200	283.2	86400	-	30,688.2
5439000	7/19/1994	15.5	15.5	0.3915	6.23	7291	61.7986%	Fecal		CFU/100 mL	200	283.2	86400	-	30,496.7
5439000	11/8/2001	15.5	15.5	0.3915	6.23	7291	61.7986%	Fecal		CFU/100 mL	200	283.2	86400	-	30,496.7
5439000	12/1/2004	15.5	15.5	0.3915	6.23	7291	61.7986%	Fecal		CFU/100 mL	200	283.2	86400	-	30,496.7
5439000	12/14/2004	15.5	15.5	0.3915	6.23	7291	61.7986%	Fecal		CFU/100 mL	200	283.2	86400	-	30,496.7
5439000	5/28/2005	15.5	15.5	0.3915	6.23	7291	61.7986%	Fecal		CFU/100 mL	200	283.2	86400	-	30,496.7
5439000	10/3/2007	15.5	15.5	0.3915	6.23	7291	61.7986%	Fecal		CFU/100 mL	200	283.2	86400	-	30,496.7
5439000	8/3/2011	15.5	15.5	0.3915	6.23	7291	61.7986%	Fecal		CFU/100 mL	200	283.2	86400	-	30,496.7
5439000	8/18/2017	15.5	15.5	0.3915	6.23	7291	61.7986%	Fecal		CFU/100 mL	200	283.2	86400	-	30,496.7
5439000	12/23/2017	15.5	15.5	0.3915	6.23	7291	61.7986%	Fecal		CFU/100 mL	200	283.2	86400	-	30,496.7
5439000	4/28/2018	15.5	15.5	0.3915	6.23	7291	61.7986%	Fecal		CFU/100 mL	200	283.2	86400	-	30,496.7
5439000	7/19/2010	15.4	15.4	0.3915	6.19	7301	61.8834%	Fecal		CFU/100 mL	200	283.2	86400	-	30,305.1
5439000	12/8/2014	15.4	15.4	0.3915	6.19	7301	61.8834%	Fecal		CFU/100 mL	200	283.2	86400	-	30,305.1
5439000	7/14/2016	15.4	15.4	0.3915	6.19	7301	61.8834%	Fecal		CFU/100 mL	200	283.2	86400	-	30,305.1
5439000	12/28/2017	15.4	15.4	0.3915	6.19	7301	61.8834%	Fecal		CFU/100 mL	200	283.2	86400	-	30,305.1
5439000	2/13/2018	15.4	15.4	0.3915	6.19	7301	61.8834%	Fecal		CFU/100 mL	200	283.2	86400	-	30,305.1
5439000	11/10/2020	15.4	15.4	0.3915	6.19	7301	61.8834%	Fecal		CFU/100 mL	200	283.2	86400	-	30,305.1
5439000	7/7/2002	15.3	15.3	0.3915	6.15	7307	61.9342%	Fecal		CFU/100 mL	200	283.2	86400	-	30,113.5
5439000	9/5/2008	15.3	15.3	0.3915	6.15	7307	61.9342%	Fecal		CFU/100 mL	200	283.2	86400	-	30,113.5

Gage ID	Date	Discharge (CFS)	Gage Discharge (less Surrogate NPDES) (CFS)	Watershed Area Ratio	Calculated flow (CFS)	Rank	Flow Exceedance %	Parameter	Results	Units (mg or micro_gram	Limit/Standard	100mL/CF	sec/day	Actual Load (million colonies/day)	Allowable Load (million colonies/day)
5439000	2/24/2009	15.3	15.3	0.3915	6.15	7307	61.9342%	Fecal		CFU/100 mL	200	283.2	86400	-	30,113.5
5439000	9/8/2019	15.3	15.3	0.3915	6.15	7307	61.9342%	Fecal		CFU/100 mL	200	283.2	86400	-	30,113.5
5439000	1/1/2021	15.3	15.3	0.3915	6.15	7307	61.9342%	Fecal		CFU/100 mL	200	283.2	86400	-	30,113.5
5439000	5/10/1994	15.2	15.2	0.3915	6.11	7312	61.9766%	Fecal		CFU/100 mL	200	283.2	86400	-	29,921.9
5439000	3/20/2003	15.2	15.2	0.3915	6.11	7312	61.9766%	Fecal		CFU/100 mL	200	283.2	86400	-	29,921.9
5439000	9/27/2007	15.2	15.2	0.3915	6.11	7312	61.9766%	Fecal		CFU/100 mL	200	283.2	86400	-	29,921.9
5439000	10/1/2007	15.2	15.2	0.3915	6.11	7312	61.9766%	Fecal		CFU/100 mL	200	283.2	86400	-	29,921.9
5439000	6/16/2003	15.1	15.1	0.3915	6.08	7316	62.0105%	Fecal		CFU/100 mL	200	283.2	86400	-	29,730.4
5439000	8/2/2011	15.1	15.1	0.3915	6.08	7316	62.0105%	Fecal		CFU/100 mL	200	283.2	86400	-	29,730.4
5439000	12/1/2020	15.1	15.1	0.3915	6.08	7316	62.0105%	Fecal		CFU/100 mL	200	283.2	86400	-	29,730.4
5439000	9/3/1990	15	15	0.3915	6.04	7319	62.0359%	Fecal		CFU/100 mL	200	283.2	86400	-	29,538.8
5439000	11/2/1990	15	15	0.3915	6.04	7319	62.0359%	Fecal		CFU/100 mL	200	283.2	86400	-	29,538.8
5439000	7/6/1991	15	15	0.3915	6.04	7319	62.0359%	Fecal		CFU/100 mL	200	283.2	86400	-	29,538.8
5439000	10/5/1991	15	15	0.3915	6.04	7319	62.0359%	Fecal		CFU/100 mL	200	283.2	86400	-	29,538.8
5439000	11/4/1991	15	15	0.3915	6.04	7319	62.0359%	Fecal		CFU/100 mL	200	283.2	86400	-	29,538.8
5439000	6/7/1992	15	15	0.3915	6.04	7319	62.0359%	Fecal		CFU/100 mL	200	283.2	86400	-	29,538.8
5439000	10/8/1992	15	15	0.3915	6.04	7319	62.0359%	Fecal		CFU/100 mL	200	283.2	86400	-	29,538.8
5439000	10/9/1992	15	15	0.3915	6.04	7319	62.0359%	Fecal		CFU/100 mL	200	283.2	86400	-	29,538.8
5439000	10/16/1992	15	15	0.3915	6.04	7319	62.0359%	Fecal		CFU/100 mL	200	283.2	86400	-	29,538.8
5439000	9/10/1993	15	15	0.3915	6.04	7319	62.0359%	Fecal		CFU/100 mL	200	283.2	86400	-	29,538.8
5439000	7/18/1995	15	15	0.3915	6.04	7319	62.0359%	Fecal		CFU/100 mL	200	283.2	86400	-	29,538.8
5439000	7/21/1995	15	15	0.3915	6.04	7319	62.0359%	Fecal		CFU/100 mL	200	283.2	86400	-	29,538.8
5439000	11/9/1995	15	15	0.3915	6.04	7319	62.0359%	Fecal		CFU/100 mL	200	283.2	86400	-	29,538.8
5439000	1/22/1996	15	15	0.3915	6.04	7319	62.0359%	Fecal		CFU/100 mL	200	283.2	86400	-	29,538.8
5439000	3/3/1996	15	15	0.3915	6.04	7319	62.0359%	Fecal		CFU/100 mL	200	283.2	86400	-	29,538.8
5439000	9/4/1996	15	15	0.3915	6.04	7319	62.0359%	Fecal		CFU/100 mL	200	283.2	86400	-	29,538.8
5439000	7/24/1998	15	15	0.3915	6.04	7319	62.0359%	Fecal		CFU/100 mL	200	283.2	86400	-	29,538.8
5439000	9/15/1998	15	15	0.3915	6.04	7319	62.0359%	Fecal		CFU/100 mL	200	283.2	86400	-	29,538.8
5439000	12/26/1998	15	15	0.3915	6.04	7319	62.0359%	Fecal		CFU/100 mL	200	283.2	86400	-	29,538.8
5439000	12/6/1999	15	15	0.3915	6.04	7319	62.0359%	Fecal		CFU/100 mL	200	283.2	86400	-	29,538.8
5439000	3/31/2000	15	15	0.3915	6.04	7319	62.0359%	Fecal		CFU/100 mL	200	283.2	86400	-	29,538.8
5439000	4/5/2000	15	15	0.3915	6.04	7319	62.0359%	Fecal		CFU/100 mL	200	283.2	86400	-	29,538.8
5439000	4/13/2000	15	15	0.3915	6.04	7319	62.0359%	Fecal		CFU/100 mL	200	283.2	86400	-	29,538.8
5439000	4/14/2000	15	15	0.3915	6.04	7319	62.0359%	Fecal		CFU/100 mL	200	283.2	86400	-	29,538.8
5439000	7/25/2000	15	15	0.3915	6.04	7319	62.0359%	Fecal		CFU/100 mL	200	283.2	86400	-	29,538.8
5439000	8/11/2000	15	15	0.3915	6.04	7319	62.0359%	Fecal		CFU/100 mL	200	283.2	86400	-	29,538.8
5439000	10/11/2000	15	15	0.3915	6.04	7319	62.0359%	Fecal		CFU/100 mL	200	283.2	86400	-	29,538.8
5439000	12/9/2000	15	15	0.3915	6.04	7319	62.0359%	Fecal		CFU/100 mL	200	283.2	86400	-	29,538.8
5439000	1/16/2001	15	15	0.3915	6.04	7319	62.0359%	Fecal		CFU/100 mL	200	283.2	86400	-	29,538.8
5439000	1/5/2002	15	15	0.3915	6.04	7319	62.0359%	Fecal		CFU/100 mL	200	283.2	86400	-	29,538.8
5439000	1/6/2002	15	15	0.3915	6.04	7319	62.0359%	Fecal		CFU/100 mL	200	283.2	86400	-	29,538.8
5439000	1/27/2005	15	15	0.3915	6.04	7319	62.0359%	Fecal		CFU/100 mL	200	283.2	86400	-	29,538.8
5439000	6/4/2005	15	15	0.3915	6.04	7319	62.0359%	Fecal		CFU/100 mL	200	283.2	86400	-	29,538.8
5439000	12/18/2007	15	15	0.3915	6.04	7319	62.0359%	Fecal		CFU/100 mL	200	283.2	86400	-	29,538.8
5439000	2/4/2009	15	15	0.3915	6.04	7319	62.0359%	Fecal		CFU/100 mL	200	283.2	86400	-	29,538.8
5439000	7/20/2009	15	15	0.3915	6.04	7319	62.0359%	Fecal		CFU/100 mL	200	283.2	86400	-	29,538.8
5439000	2/23/2013	15	15	0.3915	6.04	7319	62.0359%	Fecal		CFU/100 mL	200	283.2	86400	-	29,538.8
5439000	7/28/2014	15	15	0.3915	6.04	7319	62.0359%	Fecal		CFU/100 mL	200	283.2	86400	-	29,538.8
5439000	8/4/2014	15	15	0.3915	6.04	7319	62.0359%	Fecal		CFU/100 mL	200	283.2	86400	-	29,538.8
5439000	12/18/2020	15	15	0.3915	6.04	7319	62.0359%	Fecal		CFU/100 mL	200	283.2	86400	-	29,538.8
5439000	10/28/2021	15	15	0.3915	6.04	7319	62.0359%	Fecal		CFU/100 mL	200	283.2	86400	-	29,538.8
5439000	5/11/1994	14.9	14.9	0.3915	6.00	7360	62.3835%	Fecal		CFU/100 mL	200	283.2	86400	-	29,347.2
5439000	8/16/1994	14.9	14.9	0.3915	6.00	7360	62.3835%	Fecal		CFU/100 mL	200	283.2	86400	-	29,347.2
5439000	1/9/2002	14.9	14.9	0.3915	6.00	7360	62.3835%	Fecal		CFU/100 mL	200	283.2	86400	-	29,347.2
5439000	5/2/2005	14.9	14.9	0.3915	6.00	7360	62.3835%	Fecal		CFU/100 mL	200	283.2	86400	-	29,347.2
5439000	5/18/2005	14.9	14.9	0.3915	6.00	7360	62.3835%	Fecal		CFU/100 mL	200	283.2	86400	-	29,347.2
5439000	9/4/2009	14.9	14.9	0.3915	6.00	7360	62.3835%	Fecal		CFU/100 mL	200	283.2	86400	-	29,347.2
5439000	7/21/2013	14.9	14.9	0.3915	6.00	7360	62.3835%	Fecal		CFU/100 mL	200	283.2	86400	-	29,347.2
5439000	11/11/2015	14.9	14.9	0.3915	6.00	7360	62.3835%	Fecal		CFU/100 mL	200	283.2	86400	-	29,347.2
5439000	7/23/2018	14.9	14.9	0.3915	6.00	7360	62.3835%	Fecal		CFU/100 mL	200	283.2	86400	-	29,347.2
5439000	3/17/2022	39.9	39.9	0.1459	5.99	7369	62.4597%	Fecal		CFU/100 mL	200	283.2	86400	-	29,297.6
5439000	3/11/2006	14.8	14.8	0.3915	5.96	7370	62.4682%	Fecal		CFU/100 mL	200	283.2	86400	-	29,155.7
5439000	5/14/2014	14.8	14.8	0.3915	5.96	7370	62.4682%	Fecal		CFU/100 mL	200	283.2	86400	-	29,155.7
5439000	11/4/2015	14.8	14.8	0.3915	5.96	7370	62.4682%	Fecal		CFU/100 mL	200	283.2	86400	-	29,155.7
5439000	12/21/2017	14.8	14.8	0.3915	5.96	7370	62.4682%	Fecal		CFU/100 mL	200	283.2	86400	-	29,155.7
5439000	10/22/2018	14.8	14.8	0.3915	5.96	7370	62.4682%	Fecal		CFU/100 mL	200	283.2	86400	-	29,155.7
5439000	5/12/1994	14.7	14.7	0.3915	5.92	7375	62.5106%	Fecal		CFU/100 mL	200	283.2	86400	-	28,964.1
5439000	7/22/1994	14.7	14.7	0.3915	5.92	7375	62.5106%	Fecal		CFU/100 mL	200	283.2	86400	-	28,964.1
5439000	12/18/2003	14.7	14.7	0.3915	5.92	7375	62.5106%	Fecal		CFU/100 mL	200	283.2	86400	-	28,964.1
5439000	12/20/2014	14.7	14.7	0.3915	5.92	7375	62.5106%	Fecal		CFU/100 mL	200	283.2	86400	-	28,964.1
5439000	10/28/2015	14.7	14.7	0.3915	5.92	7375	62.5106%	Fecal		CFU/100 mL	200	283.2	86400	-	28,964.1
5439000	12/20/2020	14.7	14.7	0.3915	5.92	7375	62.5106%	Fecal		CFU/100 mL	200	283.2	86400	-	28,964.1
5439000	10/13/2021	14.7	14.7	0.3915	5.92	7375	62.5106%	Fecal		CFU/100 mL	200	283.2	86400	-	28,964.1
5439000	11/9/2001	14.6	14.6	0.3915	5.88	7382	62.5699%	Fecal		CFU/100 mL	200	283.2	86400	-	28,772.5
5439000	7/7/2003	14.6	14.6	0.3915	5.88	7382	62.5699%	Fecal		CFU/100 mL	200	283.2	86400	-	28,772.5
5439000	2/2/2005	14.6	14.6	0.3915	5.88	7382	62.5699%	Fecal		CFU/100 mL	200	283.2	86400	-	28,772.5
5439000	8/17/2010	14.6	14.6	0.3915	5.88	7382	62.5699%	Fecal		CFU/100 mL	200	283.2	86400	-	28,772.5
5439000	6/19/2012	14.6	14.6	0.3915	5.88	7382	62.5699%	Fecal		CFU/100 mL	200	283.2	86400	-	28,772.5
5439000	7/7/2012	14.6	14.6	0.3915	5.88	7382	62.5699%	Fecal		CFU/100 mL	200	283.2	86400	-	28,772.5
5439000	10/23/2014	14.6	14.6	0.3915	5.88	7382	62.5699%	Fecal		CFU/100 mL	200	283.2	86400	-	28,772.5
5439000	11/24/2016	14.6	14.6	0.3915	5.88	7382	62.5699%	Fecal		CFU/100 mL	200	283.2	86400	-	28,772.5
5439000	8/12/2017	14.6	14.6	0.3915	5.88	7382	62.5699%	Fecal		CFU/100 mL	200	283.2	86400	-	28,772.5
5439000	6/18/2003	14.5	14.5	0.3915	5.84	7391	62.6462%	Fecal		CFU/100 mL	200	283.2	86400	-	28,580.9
5439000	7/15/2004	14.5	14.5	0.3915	5.84	7391	62.6462%	Fecal		CFU/100 mL	200	283.2	86400	-	28,580.9
5439000	2/24/2007	14.5	14.5	0.3915	5.84	7391	62.6462%	Fecal		CFU/100 mL	200	283.2	86400	-	28,580.9
5439000	2/25/2007	14.5	14.5	0.3915	5.84	7391	62.6462%	Fecal		CFU/100 mL	200	283.2	86400	-	28,580.9
5439000	11/18/2013	14.5	14.5	0.3915	5.84	7391	62.6462%	Fecal		CFU/100 mL	200	283.2	86400	-	28,580.9
5439000	8/18/2016	14.5	14.5	0.3915	5.84	7391	62.6462%	Fecal		CFU/100 mL	200	283.2	86400	-	28,580.9
5439000	9/23/2016	14.5	14.5	0.3915	5.84	7391	62.6462%	Fecal		CFU/100 mL	200	283.2	86400	-	28,580.9
5439000	12/20/2017	14.5	14.5	0.3915	5.84	7391	62.6462%	Fecal		CFU/100 mL	200	283.2	86400	-	28,580.9
5439000	5/15/1994	14.4	14.4	0.3915	5.80	7399	62.7140%	Fecal		CFU/100 mL	200	283.2	86400	-	28,389.4
5439000	1/4/2002	14.4	14.4	0.3915	5.80	7399	62.7140%	Fecal		CFU/100 mL	200	283.2	86400	-	28,389.4
5439000	7/17/2011	14.4	14.4	0.3915	5.80	7399	62.7140%	Fecal		CFU/100 mL	200	283.2	86400	-	28,389.4
5439000	12/21/2012	14.4	14.4	0.3915	5.80	7399	62.7140%	Fecal		CFU/100 mL	200	283.2	86400	-	28,389.4
5439000	10/4/2014	14.4	14.4	0.3915	5.80	7399	62.7140%	Fecal		CFU/100 mL	200	283.2	86400	-	28,389.4
5439000	3/19/2006	14.3	14.3	0.3915	5.76	7404	62.7564%	Fecal		CFU/100 mL	200	283.2	86400	-	28,197.8
5439000	10/27/2006	14.3	14.3	0.3915	5.76	7404	62.7564%	Fecal		CFU/100 mL	200	283.2	86400	-	28,197.8
5439000	7/7/2007	14.3	14.3	0.3915	5.76	7404	62.7564%	Fecal		CFU/100 mL	200	283.2	86400	-	28,197.8
5439000	7/21/2009	14.3	14.3	0.3915	5.76	7404	62.7564%	Fecal		CFU/100 mL	200	283.2	86400	-	28,197.8
5439000	10/3/2009	14.3	14.3	0.3915	5.76	7404	62.7564%	Fecal		CFU/100 mL	200	283.2	86400	-	28,197.8
5439000	10/26/2014	14.3	14.3	0.3915	5.76	7404	62.7564%	Fecal		CFU/100 mL	200	283.2	86400	-	28,197.8
5439000	7/24/2020	14.3	14.3	0.3915	5.76	7404	62.7564%	Fecal		CFU/100 mL	200	283.2	86400	-	28,197.8
5439000	12/2/2020	14.3	14.3	0.3915	5.76	7404	62.7564%	Fecal		CFU/100 mL	200	283.2	86400	-	28,197.8
5439000	1/10/2002	14.2	14.2	0.3915	5.72	7412	62.8242%	Fecal		CFU/100 mL	200	283.2	86400	-	28,006.2
5439000	9/28/2007	14.2	14.2	0.3915	5.72	7412	62.8242%	Fecal		CFU/100 mL	200	283.2	86400	-	28,006.2
5439000	7/20/2010	14.2	14.2	0.3915	5.72	7412	62.8242%	Fecal		CFU/100 mL	200	283.2	86400	-	28,006.2
5439000	8/10/2011	14.2	14.2	0.3915	5.72	7412	62.8242%	Fecal		CFU/100 mL	200	283.2	86400	-	28,006.2
5439000	12/6/2014	14.2	14.2	0.3915	5.72	7412	62.8242%	Fecal		CFU/100 mL	200	283.2	86400	-	28,006.2
5439000	1/2/2021	14.2	14.2	0.3915	5.72	7412	62.8242%	Fecal		CFU/100 mL	200	283.2	86400	-	28,006.2
5439000	8/25/2002	14.1	14.1	0.3915	5.68	7418	62.8751%	Fecal		CFU/100 mL	200	283.2	86400	-	27,814.6
5439000	12/17/2003	14.1	14.1	0.3915	5.68	7418	62.8751%	Fecal		CFU/100 mL	200	283.2	86400	-	27,814.6
5439000	8/22/2009	14.1	14.1	0.3915	5.68	7418	62.8751%	Fecal		CFU/100 mL	200	283.2	86400	-	27,814.6
5439000	8/24/2014	14.1	14.1	0.3915	5.68	7418	62.8751%	Fecal		CFU/100 mL	200	283.2	86400	-	27,814.6
5439000	9/4/1990	14	14	0.3915	5.64	7422	62.9090%	Fecal		CFU/100 mL	200	283.2	86400	-	27,623.1
5439000	10/28/1990	14	14	0.3915	5.64	7422	62.9090%	Fecal		CFU/100 mL	200	283.2	86400	-	27,623.1
5439000	7/7/1991	14	14	0.3915	5.64	7422	62.9090%	Fecal		CFU/100 mL	200	283.2	86400	-	27,623.1
5439000	9/14/1991	14	14	0.3915	5.64	7422	62.9090%	Fecal		CFU/100 mL	200	283.2	86400	-	27,623.1
5439000	10/29/1991	14	14	0.3915	5.64	7422	62.9090%	Fecal		CFU/100 mL	200	283.2	86400	-	27,623.1
5439000	6/15/1992	14	14	0.3915	5.64	7422	62.9090%	Fecal		CFU/100 mL	200	283.2	86400	-	27,623.1
5439000	6/18/1992	14	14	0.3915	5.64	7422	62.9090%	Fecal		CFU/100 mL	200	283.2	86400	-	27,623.1
5439000	7/22/1992	14	14	0.3915	5.64	7422	62.9090%	Fecal		CFU/100 mL	200	283.2	86400	-	27,623.1
5439000	8/4/1992	14	14	0.3915	5.64	7422	62.9090%	Fecal		CFU/100 mL	200	283.2	86400	-	27,623.1
5439000	10/4/1992	14	14	0.3915	5.64	7422	62.9090%	Fecal		CFU/100 mL	200	283.2	86400	-	27,623.1
5439000	10/5/1992	14	14	0.3915	5.64	7422	62.9090%	Fecal		CFU/100 mL	200	283.2	86400	-	27,623.1
5439000	10/6/1992	14	14	0.3915	5.64	7422	62.9090%	Fecal		CFU/100 mL	200	283.2	86400	-	27,623.1
5439000	10/10/1992	14	14	0.3915	5.64	7422	62.9090%	Fecal		CFU/100 mL	200	283.2	86400	-	27,623.1

Gage ID	Date	Discharge (CFS)	Gage Discharge (less Surrogate NPDES) (CFS)	Watershed Area Ratio	Calculated flow (CFS)	Rank	Flow Exceedance %	Parameter	Results	Units (mg or micro_gram	Limit/Standard	100mL/CF	sec/day	Actual Load (million colonies/day)	Allowable Load (million colonies/day)
5439000	7/26/1995	14	14	0.3915	5.64	7422	62.9090%	Fecal		CFU/100 mL	200	283.2	86400	-	27,623.1
5439000	1/23/1996	14	14	0.3915	5.64	7422	62.9090%	Fecal		CFU/100 mL	200	283.2	86400	-	27,623.1
5439000	1/24/1996	14	14	0.3915	5.64	7422	62.9090%	Fecal		CFU/100 mL	200	283.2	86400	-	27,623.1
5439000	1/25/1996	14	14	0.3915	5.64	7422	62.9090%	Fecal		CFU/100 mL	200	283.2	86400	-	27,623.1
5439000	3/30/1996	14	14	0.3915	5.64	7422	62.9090%	Fecal		CFU/100 mL	200	283.2	86400	-	27,623.1
5439000	3/31/1996	14	14	0.3915	5.64	7422	62.9090%	Fecal		CFU/100 mL	200	283.2	86400	-	27,623.1
5439000	4/1/1996	14	14	0.3915	5.64	7422	62.9090%	Fecal		CFU/100 mL	200	283.2	86400	-	27,623.1
5439000	4/2/1996	14	14	0.3915	5.64	7422	62.9090%	Fecal		CFU/100 mL	200	283.2	86400	-	27,623.1
5439000	9/28/1996	14	14	0.3915	5.64	7422	62.9090%	Fecal		CFU/100 mL	200	283.2	86400	-	27,623.1
5439000	7/6/1997	14	14	0.3915	5.64	7422	62.9090%	Fecal		CFU/100 mL	200	283.2	86400	-	27,623.1
5439000	7/7/1997	14	14	0.3915	5.64	7422	62.9090%	Fecal		CFU/100 mL	200	283.2	86400	-	27,623.1
5439000	7/9/1997	14	14	0.3915	5.64	7422	62.9090%	Fecal		CFU/100 mL	200	283.2	86400	-	27,623.1
5439000	8/18/1997	14	14	0.3915	5.64	7422	62.9090%	Fecal		CFU/100 mL	200	283.2	86400	-	27,623.1
5439000	7/12/1999	14	14	0.3915	5.64	7422	62.9090%	Fecal		CFU/100 mL	200	283.2	86400	-	27,623.1
5439000	7/26/1999	14	14	0.3915	5.64	7422	62.9090%	Fecal		CFU/100 mL	200	283.2	86400	-	27,623.1
5439000	10/12/2000	14	14	0.3915	5.64	7422	62.9090%	Fecal		CFU/100 mL	200	283.2	86400	-	27,623.1
5439000	10/14/2000	14	14	0.3915	5.64	7422	62.9090%	Fecal		CFU/100 mL	200	283.2	86400	-	27,623.1
5439000	7/5/2001	14	14	0.3915	5.64	7422	62.9090%	Fecal		CFU/100 mL	200	283.2	86400	-	27,623.1
5439000	12/31/2001	14	14	0.3915	5.64	7422	62.9090%	Fecal		CFU/100 mL	200	283.2	86400	-	27,623.1
5439000	1/3/2005	14	14	0.3915	5.64	7422	62.9090%	Fecal		CFU/100 mL	200	283.2	86400	-	27,623.1
5439000	12/19/2007	14	14	0.3915	5.64	7422	62.9090%	Fecal		CFU/100 mL	200	283.2	86400	-	27,623.1
5439000	8/18/2010	14	14	0.3915	5.64	7422	62.9090%	Fecal		CFU/100 mL	200	283.2	86400	-	27,623.1
5439000	8/8/2011	14	14	0.3915	5.64	7422	62.9090%	Fecal		CFU/100 mL	200	283.2	86400	-	27,623.1
5439000	11/7/2013	14	14	0.3915	5.64	7422	62.9090%	Fecal		CFU/100 mL	200	283.2	86400	-	27,623.1
5439000	8/11/2015	14	14	0.3915	5.64	7422	62.9090%	Fecal		CFU/100 mL	200	283.2	86400	-	27,623.1
5439000	3/5/2022	37.4	37.4	0.1459	5.62	7460	63.2311%	Fecal		CFU/100 mL	200	283.2	86400	-	27,512.2
5439000	5/14/1994	13.9	13.9	0.3915	5.61	7461	63.2395%	Fecal		CFU/100 mL	200	283.2	86400	-	27,431.5
5439000	6/21/2003	13.9	13.9	0.3915	5.61	7461	63.2395%	Fecal		CFU/100 mL	200	283.2	86400	-	27,431.5
5439000	12/15/2004	13.9	13.9	0.3915	5.61	7461	63.2395%	Fecal		CFU/100 mL	200	283.2	86400	-	27,431.5
5439000	5/29/2005	13.9	13.9	0.3915	5.61	7461	63.2395%	Fecal		CFU/100 mL	200	283.2	86400	-	27,431.5
5439000	10/2/2007	13.9	13.9	0.3915	5.61	7461	63.2395%	Fecal		CFU/100 mL	200	283.2	86400	-	27,431.5
5439000	10/15/2009	13.9	13.9	0.3915	5.61	7461	63.2395%	Fecal		CFU/100 mL	200	283.2	86400	-	27,431.5
5439000	7/29/2014	13.9	13.9	0.3915	5.61	7461	63.2395%	Fecal		CFU/100 mL	200	283.2	86400	-	27,431.5
5439000	8/9/2014	13.9	13.9	0.3915	5.61	7461	63.2395%	Fecal		CFU/100 mL	200	283.2	86400	-	27,431.5
5439000	7/15/2017	13.9	13.9	0.3915	5.61	7461	63.2395%	Fecal		CFU/100 mL	200	283.2	86400	-	27,431.5
5439000	5/24/1994	13.8	13.8	0.3915	5.57	7470	63.3158%	Fecal		CFU/100 mL	200	283.2	86400	-	27,239.9
5439000	6/17/2003	13.8	13.8	0.3915	5.57	7470	63.3158%	Fecal		CFU/100 mL	200	283.2	86400	-	27,239.9
5439000	12/21/2014	13.8	13.8	0.3915	5.57	7470	63.3158%	Fecal		CFU/100 mL	200	283.2	86400	-	27,239.9
5439000	7/8/2017	13.8	13.8	0.3915	5.57	7470	63.3158%	Fecal		CFU/100 mL	200	283.2	86400	-	27,239.9
5439000	10/23/2018	13.8	13.8	0.3915	5.57	7470	63.3158%	Fecal		CFU/100 mL	200	283.2	86400	-	27,239.9
5439000	8/27/2019	13.8	13.8	0.3915	5.57	7470	63.3158%	Fecal		CFU/100 mL	200	283.2	86400	-	27,239.9
5439000	7/28/2021	13.8	13.8	0.3915	5.57	7470	63.3158%	Fecal		CFU/100 mL	200	283.2	86400	-	27,239.9
5439000	8/22/1994	13.7	13.7	0.3915	5.53	7477	63.3751%	Fecal		CFU/100 mL	200	283.2	86400	-	27,048.3
5439000	11/10/2001	13.7	13.7	0.3915	5.53	7477	63.3751%	Fecal		CFU/100 mL	200	283.2	86400	-	27,048.3
5439000	5/3/2005	13.7	13.7	0.3915	5.53	7477	63.3751%	Fecal		CFU/100 mL	200	283.2	86400	-	27,048.3
5439000	7/4/2008	13.7	13.7	0.3915	5.53	7477	63.3751%	Fecal		CFU/100 mL	200	283.2	86400	-	27,048.3
5439000	7/28/2009	13.7	13.7	0.3915	5.53	7477	63.3751%	Fecal		CFU/100 mL	200	283.2	86400	-	27,048.3
5439000	8/26/2011	13.7	13.7	0.3915	5.53	7477	63.3751%	Fecal		CFU/100 mL	200	283.2	86400	-	27,048.3
5439000	12/21/2020	13.7	13.7	0.3915	5.53	7477	63.3751%	Fecal		CFU/100 mL	200	283.2	86400	-	27,048.3
5439000	3/9/2022	36.6	36.6	0.1459	5.51	7484	63.4345%	Fecal		CFU/100 mL	200	283.2	86400	-	26,940.9
5439000	11/15/2001	13.6	13.6	0.3915	5.49	7485	63.4430%	Fecal		CFU/100 mL	200	283.2	86400	-	26,856.8
5439000	10/22/2006	13.6	13.6	0.3915	5.49	7485	63.4430%	Fecal		CFU/100 mL	200	283.2	86400	-	26,856.8
5439000	8/5/2015	13.6	13.6	0.3915	5.49	7485	63.4430%	Fecal		CFU/100 mL	200	283.2	86400	-	26,856.8
5439000	10/31/2018	13.6	13.6	0.3915	5.49	7485	63.4430%	Fecal		CFU/100 mL	200	283.2	86400	-	26,856.8
5439000	11/18/2018	13.6	13.6	0.3915	5.49	7485	63.4430%	Fecal		CFU/100 mL	200	283.2	86400	-	26,856.8
5439000	11/16/2001	13.5	13.5	0.3915	5.45	7490	63.4853%	Fecal		CFU/100 mL	200	283.2	86400	-	26,665.2
5439000	1/7/2002	13.5	13.5	0.3915	5.45	7490	63.4853%	Fecal		CFU/100 mL	200	283.2	86400	-	26,665.2
5439000	10/26/2006	13.5	13.5	0.3915	5.45	7490	63.4853%	Fecal		CFU/100 mL	200	283.2	86400	-	26,665.2
5439000	10/17/2007	13.5	13.5	0.3915	5.45	7490	63.4853%	Fecal		CFU/100 mL	200	283.2	86400	-	26,665.2
5439000	1/12/2013	13.5	13.5	0.3915	5.45	7490	63.4853%	Fecal		CFU/100 mL	200	283.2	86400	-	26,665.2
5439000	5/1/2018	13.5	13.5	0.3915	5.45	7490	63.4853%	Fecal		CFU/100 mL	200	283.2	86400	-	26,665.2
5439000	5/13/1994	13.4	13.4	0.3915	5.41	7496	63.5362%	Fecal		CFU/100 mL	200	283.2	86400	-	26,473.6
5439000	11/11/2001	13.4	13.4	0.3915	5.41	7496	63.5362%	Fecal		CFU/100 mL	200	283.2	86400	-	26,473.6
5439000	7/8/2002	13.4	13.4	0.3915	5.41	7496	63.5362%	Fecal		CFU/100 mL	200	283.2	86400	-	26,473.6
5439000	7/31/2011	13.4	13.4	0.3915	5.41	7496	63.5362%	Fecal		CFU/100 mL	200	283.2	86400	-	26,473.6
5439000	10/28/2014	13.4	13.4	0.3915	5.41	7496	63.5362%	Fecal		CFU/100 mL	200	283.2	86400	-	26,473.6
5439000	12/15/2014	13.4	13.4	0.3915	5.41	7496	63.5362%	Fecal		CFU/100 mL	200	283.2	86400	-	26,473.6
5439000	7/27/2021	13.4	13.4	0.3915	5.41	7496	63.5362%	Fecal		CFU/100 mL	200	283.2	86400	-	26,473.6
5439000	8/15/2002	13.3	13.3	0.3915	5.37	7503	63.5955%	Fecal		CFU/100 mL	200	283.2	86400	-	26,282.1
5439000	3/18/2003	13.3	13.3	0.3915	5.37	7503	63.5955%	Fecal		CFU/100 mL	200	283.2	86400	-	26,282.1
5439000	10/1/2011	13.3	13.3	0.3915	5.37	7503	63.5955%	Fecal		CFU/100 mL	200	283.2	86400	-	26,282.1
5439000	10/20/2012	13.3	13.3	0.3915	5.37	7503	63.5955%	Fecal		CFU/100 mL	200	283.2	86400	-	26,282.1
5439000	7/22/2013	13.3	13.3	0.3915	5.37	7503	63.5955%	Fecal		CFU/100 mL	200	283.2	86400	-	26,282.1
5439000	5/11/2014	13.3	13.3	0.3915	5.37	7503	63.5955%	Fecal		CFU/100 mL	200	283.2	86400	-	26,282.1
5439000	8/29/2014	13.3	13.3	0.3915	5.37	7503	63.5955%	Fecal		CFU/100 mL	200	283.2	86400	-	26,282.1
5439000	2/1/2018	13.3	13.3	0.3915	5.37	7503	63.5955%	Fecal		CFU/100 mL	200	283.2	86400	-	26,282.1
5439000	7/30/2021	13.3	13.3	0.3915	5.37	7503	63.5955%	Fecal		CFU/100 mL	200	283.2	86400	-	26,282.1
5439000	7/27/2009	13.2	13.2	0.3915	5.33	7512	63.6718%	Fecal		CFU/100 mL	200	283.2	86400	-	26,090.5
5439000	1/13/2002	13.1	13.1	0.3915	5.29	7513	63.6803%	Fecal		CFU/100 mL	200	283.2	86400	-	25,898.9
5439000	3/13/2003	13.1	13.1	0.3915	5.29	7513	63.6803%	Fecal		CFU/100 mL	200	283.2	86400	-	25,898.9
5439000	7/7/2006	13.1	13.1	0.3915	5.29	7513	63.6803%	Fecal		CFU/100 mL	200	283.2	86400	-	25,898.9
5439000	9/5/2009	13.1	13.1	0.3915	5.29	7513	63.6803%	Fecal		CFU/100 mL	200	283.2	86400	-	25,898.9
5439000	7/18/2011	13.1	13.1	0.3915	5.29	7513	63.6803%	Fecal		CFU/100 mL	200	283.2	86400	-	25,898.9
5439000	7/23/2013	13.1	13.1	0.3915	5.29	7513	63.6803%	Fecal		CFU/100 mL	200	283.2	86400	-	25,898.9
5439000	7/29/2019	13.1	13.1	0.3915	5.29	7513	63.6803%	Fecal		CFU/100 mL	200	283.2	86400	-	25,898.9
5439000	1/3/1990	13	13	0.3915	5.25	7520	63.7396%	Fecal		CFU/100 mL	200	283.2	86400	-	25,707.3
5439000	1/14/1990	13	13	0.3915	5.25	7520	63.7396%	Fecal		CFU/100 mL	200	283.2	86400	-	25,707.3
5439000	1/15/1990	13	13	0.3915	5.25	7520	63.7396%	Fecal		CFU/100 mL	200	283.2	86400	-	25,707.3
5439000	9/5/1990	13	13	0.3915	5.25	7520	63.7396%	Fecal		CFU/100 mL	200	283.2	86400	-	25,707.3
5439000	9/8/1990	13	13	0.3915	5.25	7520	63.7396%	Fecal		CFU/100 mL	200	283.2	86400	-	25,707.3
5439000	10/31/1990	13	13	0.3915	5.25	7520	63.7396%	Fecal		CFU/100 mL	200	283.2	86400	-	25,707.3
5439000	11/1/1990	13	13	0.3915	5.25	7520	63.7396%	Fecal		CFU/100 mL	200	283.2	86400	-	25,707.3
5439000	10/6/1991	13	13	0.3915	5.25	7520	63.7396%	Fecal		CFU/100 mL	200	283.2	86400	-	25,707.3
5439000	6/8/1992	13	13	0.3915	5.25	7520	63.7396%	Fecal		CFU/100 mL	200	283.2	86400	-	25,707.3
5439000	6/9/1992	13	13	0.3915	5.25	7520	63.7396%	Fecal		CFU/100 mL	200	283.2	86400	-	25,707.3
5439000	6/14/1992	13	13	0.3915	5.25	7520	63.7396%	Fecal		CFU/100 mL	200	283.2	86400	-	25,707.3
5439000	6/16/1992	13	13	0.3915	5.25	7520	63.7396%	Fecal		CFU/100 mL	200	283.2	86400	-	25,707.3
5439000	7/3/1992	13	13	0.3915	5.25	7520	63.7396%	Fecal		CFU/100 mL	200	283.2	86400	-	25,707.3
5439000	7/27/1992	13	13	0.3915	5.25	7520	63.7396%	Fecal		CFU/100 mL	200	283.2	86400	-	25,707.3
5439000	7/28/1992	13	13	0.3915	5.25	7520	63.7396%	Fecal		CFU/100 mL	200	283.2	86400	-	25,707.3
5439000	10/7/1992	13	13	0.3915	5.25	7520	63.7396%	Fecal		CFU/100 mL	200	283.2	86400	-	25,707.3
5439000	10/11/1994	13	13	0.3915	5.25	7520	63.7396%	Fecal		CFU/100 mL	200	283.2	86400	-	25,707.3
5439000	7/19/1995	13	13	0.3915	5.25	7520	63.7396%	Fecal		CFU/100 mL	200	283.2	86400	-	25,707.3
5439000	7/22/1995	13	13	0.3915	5.25	7520	63.7396%	Fecal		CFU/100 mL	200	283.2	86400	-	25,707.3
5439000	7/23/1995	13	13	0.3915	5.25	7520	63.7396%	Fecal		CFU/100 mL	200	283.2	86400	-	25,707.3
5439000	7/24/1995	13	13	0.3915	5.25	7520	63.7396%	Fecal		CFU/100 mL	200	283.2	86400	-	25,707.3
5439000	12/18/1995	13	13	0.3915	5.25	7520	63.7396%	Fecal		CFU/100 mL	200	283.2	86400	-	25,707.3
5439000	1/16/1996	13	13	0.3915	5.25	7520	63.7396%	Fecal		CFU/100 mL	200	283.2	86400	-	25,707.3
5439000	2/8/1996	13	13	0.3915	5.25	7520	63.7396%	Fecal		CFU/100 mL	200	283.2	86400	-	25,707.3
5439000	3/4/1996	13	13	0.3915	5.25	7520	63.7396%	Fecal		CFU/100 mL	200	283.2	86400	-	25,707.3
5439000	4/3/1996	13	13	0.3915	5.25	7520	63.7396%	Fecal		CFU/100 mL	200	283.2	86400	-	25,707.3
5439000	9/5/1996	13	13	0.3915	5.25	7520	63.7396%	Fecal		CFU/100 mL	200	283.2	86400	-	25,707.3
5439000	10/31/1996	13	13	0.3915	5.25	7520	63.7396%	Fecal		CFU/100 mL	200	283.2	86400	-	25,707.3
5439000	9/17/1997	13	13	0.3915	5.25	7520	63.7396%	Fecal		CFU/100 mL	200	283.2	86400	-	25,707.3
5439000	12/27/1998	13	13	0.3915	5.25	7520	63.7396%	Fecal		CFU/100 mL	200	283.2	86400	-	25,707.3
5439000	7/25/1999	13	13	0.3915	5.25	7520	63.7396%	Fecal		CFU/100 mL	200	283.2	86400	-	25,707.3
5439000	7/26/2000	13	13	0.3915	5.25	7520	63.7396%	Fecal		CFU/100 mL	200	283.2	86400	-	25,707.3
5439000	10/13/2000	13	13	0.3915	5.25	7520	63.7396%	Fecal		CFU/100 mL	200	283.2	86400	-	25,707.3
5439000	10/15/2000	13	13	0.3915	5.25	7520	63.7396%	Fecal		CFU/100 mL	200	283.2	86400	-	25,707.3
5439000	10/16/2000	13	13	0.3915	5.25	7520	63.7396%	Fecal		CFU/100 mL	200	283.2	86400	-	25,707.3
5439000	11/6/2000	13	13	0.3915	5.25	7520	63.7396%	Fecal		CFU/100 mL	200	283.2	86400	-	25,707.3
5439000	1/17/2001	13	13	0.3915	5.25	7520	63.7396%	Fecal		CFU/100 mL	200	283.2	86400	-	25,707.3
5439000	1/18/2001	13	13	0.3915	5.25	7520	63.7396%	Fecal		CFU/100 mL	200	283.2	86400	-	25,707.3
5439000	1/19/2001	13	13	0.3915	5.25	7520	63.7396%	Fecal		CFU/100 mL	200	283.2	86400	-	25,707.3
5439000	9/7/2001	13	13	0.3915	5.25	7520	63.7396%	Fecal		CFU/100 mL	200	283.2	86400	-	25,707.3
5439000	1/1/2002	13	13	0.3915	5.25	7520	63.7396%	Fecal		CFU/100 mL	200	283.2	86400	-	25,707.3

Gage ID	Date	Discharge (CFS)	Gage Discharge (less Surrogate NPDES) (CFS)	Watershed Area Ratio	Calculated flow (CFS)	Rank	Flow Exceedance %	Parameter	Results	Units (mg or micro_gram	Limit/Standard	100mL/CF	sec/day	Actual Load (million colonies/day)	Allowable Load (million colonies/day)
5439000	1/3/2002	13	13	0.3915	5.25	7520	63.7396%	Fecal		CFU/100 mL	200	283.2	86400	-	25,707.3
5439000	7/16/2004	13	13	0.3915	5.25	7520	63.7396%	Fecal		CFU/100 mL	200	283.2	86400	-	25,707.3
5439000	1/29/2007	13	13	0.3915	5.25	7520	63.7396%	Fecal		CFU/100 mL	200	283.2	86400	-	25,707.3
5439000	4/30/2018	13	13	0.3915	5.25	7520	63.7396%	Fecal		CFU/100 mL	200	283.2	86400	-	25,707.3
5439000	2/15/2022	13	13	0.3915	5.25	7520	63.7396%	Fecal		CFU/100 mL	200	283.2	86400	-	25,707.3
5439000	5/30/2005	12.9	12.9	0.3915	5.21	7566	64.1295%	Fecal		CFU/100 mL	200	283.2	86400	-	25,515.8
5439000	6/6/2005	12.9	12.9	0.3915	5.21	7566	64.1295%	Fecal		CFU/100 mL	200	283.2	86400	-	25,515.8
5439000	7/21/2010	12.9	12.9	0.3915	5.21	7566	64.1295%	Fecal		CFU/100 mL	200	283.2	86400	-	25,515.8
5439000	8/22/2011	12.9	12.9	0.3915	5.21	7566	64.1295%	Fecal		CFU/100 mL	200	283.2	86400	-	25,515.8
5439000	7/15/2016	12.9	12.9	0.3915	5.21	7566	64.1295%	Fecal		CFU/100 mL	200	283.2	86400	-	25,515.8
5439000	6/22/2003	12.8	12.8	0.3915	5.17	7571	64.1719%	Fecal		CFU/100 mL	200	283.2	86400	-	25,324.2
5439000	6/26/2003	12.8	12.8	0.3915	5.17	7571	64.1719%	Fecal		CFU/100 mL	200	283.2	86400	-	25,324.2
5439000	11/22/2007	12.8	12.8	0.3915	5.17	7571	64.1719%	Fecal		CFU/100 mL	200	283.2	86400	-	25,324.2
5439000	10/27/2014	12.8	12.8	0.3915	5.17	7571	64.1719%	Fecal		CFU/100 mL	200	283.2	86400	-	25,324.2
5439000	11/1/2018	12.8	12.8	0.3915	5.17	7571	64.1719%	Fecal		CFU/100 mL	200	283.2	86400	-	25,324.2
5439000	4/2/2006	12.7	12.7	0.3915	5.14	7576	64.2143%	Fecal		CFU/100 mL	200	283.2	86400	-	25,132.6
5439000	1/28/2007	12.7	12.7	0.3915	5.14	7576	64.2143%	Fecal		CFU/100 mL	200	283.2	86400	-	25,132.6
5439000	2/9/2007	12.7	12.7	0.3915	5.14	7576	64.2143%	Fecal		CFU/100 mL	200	283.2	86400	-	25,132.6
5439000	2/20/2007	12.7	12.7	0.3915	5.14	7576	64.2143%	Fecal		CFU/100 mL	200	283.2	86400	-	25,132.6
5439000	7/31/2008	12.7	12.7	0.3915	5.14	7576	64.2143%	Fecal		CFU/100 mL	200	283.2	86400	-	25,132.6
5439000	8/19/2010	12.7	12.7	0.3915	5.14	7576	64.2143%	Fecal		CFU/100 mL	200	283.2	86400	-	25,132.6
5439000	1/13/2014	12.7	12.7	0.3915	5.14	7576	64.2143%	Fecal		CFU/100 mL	200	283.2	86400	-	25,132.6
5439000	12/10/2014	12.7	12.7	0.3915	5.14	7576	64.2143%	Fecal		CFU/100 mL	200	283.2	86400	-	25,132.6
5439000	7/16/2017	12.7	12.7	0.3915	5.14	7576	64.2143%	Fecal		CFU/100 mL	200	283.2	86400	-	25,132.6
5439000	11/19/2018	12.7	12.7	0.3915	5.14	7576	64.2143%	Fecal		CFU/100 mL	200	283.2	86400	-	25,132.6
5439000	12/3/2020	12.7	12.7	0.3915	5.14	7576	64.2143%	Fecal		CFU/100 mL	200	283.2	86400	-	25,132.6
5439000	1/8/2002	12.6	12.6	0.3915	5.10	7587	64.3075%	Fecal		CFU/100 mL	200	283.2	86400	-	24,941.0
5439000	9/30/2007	12.6	12.6	0.3915	5.10	7587	64.3075%	Fecal		CFU/100 mL	200	283.2	86400	-	24,941.0
5439000	10/4/2007	12.6	12.6	0.3915	5.10	7587	64.3075%	Fecal		CFU/100 mL	200	283.2	86400	-	24,941.0
5439000	7/5/2008	12.6	12.6	0.3915	5.10	7587	64.3075%	Fecal		CFU/100 mL	200	283.2	86400	-	24,941.0
5439000	10/16/2009	12.6	12.6	0.3915	5.10	7587	64.3075%	Fecal		CFU/100 mL	200	283.2	86400	-	24,941.0
5439000	2/24/2014	12.6	12.6	0.3915	5.10	7587	64.3075%	Fecal		CFU/100 mL	200	283.2	86400	-	24,941.0
5439000	11/5/2015	12.6	12.6	0.3915	5.10	7587	64.3075%	Fecal		CFU/100 mL	200	283.2	86400	-	24,941.0
5439000	8/30/2018	12.6	12.6	0.3915	5.10	7587	64.3075%	Fecal		CFU/100 mL	200	283.2	86400	-	24,941.0
5439000	11/20/2018	12.6	12.6	0.3915	5.10	7587	64.3075%	Fecal		CFU/100 mL	200	283.2	86400	-	24,941.0
5439000	7/16/2003	12.5	12.5	0.3915	5.06	7596	64.3838%	Fecal		CFU/100 mL	200	283.2	86400	-	24,749.5
5439000	9/29/2007	12.5	12.5	0.3915	5.06	7596	64.3838%	Fecal		CFU/100 mL	200	283.2	86400	-	24,749.5
5439000	6/20/2012	12.5	12.5	0.3915	5.06	7596	64.3838%	Fecal		CFU/100 mL	200	283.2	86400	-	24,749.5
5439000	10/15/2012	12.5	12.5	0.3915	5.06	7596	64.3838%	Fecal		CFU/100 mL	200	283.2	86400	-	24,749.5
5439000	10/24/2018	12.5	12.5	0.3915	5.06	7596	64.3838%	Fecal		CFU/100 mL	200	283.2	86400	-	24,749.5
5439000	12/11/2020	12.5	12.5	0.3915	5.06	7596	64.3838%	Fecal		CFU/100 mL	200	283.2	86400	-	24,749.5
5439000	7/9/2002	12.4	12.4	0.3915	5.02	7602	64.4346%	Fecal		CFU/100 mL	200	283.2	86400	-	24,557.9
5439000	7/17/2004	12.4	12.4	0.3915	5.02	7602	64.4346%	Fecal		CFU/100 mL	200	283.2	86400	-	24,557.9
5439000	5/4/2005	12.4	12.4	0.3915	5.02	7602	64.4346%	Fecal		CFU/100 mL	200	283.2	86400	-	24,557.9
5439000	3/20/2006	12.4	12.4	0.3915	5.02	7602	64.4346%	Fecal		CFU/100 mL	200	283.2	86400	-	24,557.9
5439000	10/29/2006	12.4	12.4	0.3915	5.02	7602	64.4346%	Fecal		CFU/100 mL	200	283.2	86400	-	24,557.9
5439000	8/3/2007	12.4	12.4	0.3915	5.02	7602	64.4346%	Fecal		CFU/100 mL	200	283.2	86400	-	24,557.9
5439000	12/3/2007	12.4	12.4	0.3915	5.02	7602	64.4346%	Fecal		CFU/100 mL	200	283.2	86400	-	24,557.9
5439000	9/6/2009	12.4	12.4	0.3915	5.02	7602	64.4346%	Fecal		CFU/100 mL	200	283.2	86400	-	24,557.9
5439000	11/30/2010	12.4	12.4	0.3915	5.02	7602	64.4346%	Fecal		CFU/100 mL	200	283.2	86400	-	24,557.9
5439000	11/4/2011	12.4	12.4	0.3915	5.02	7602	64.4346%	Fecal		CFU/100 mL	200	283.2	86400	-	24,557.9
5439000	11/15/2020	12.4	12.4	0.3915	5.02	7602	64.4346%	Fecal		CFU/100 mL	200	283.2	86400	-	24,557.9
5439000	2/14/2022	12.4	12.4	0.3915	5.02	7602	64.4346%	Fecal		CFU/100 mL	200	283.2	86400	-	24,557.9
5439000	10/17/2001	12.3	12.3	0.3915	4.98	7614	64.5364%	Fecal		CFU/100 mL	200	283.2	86400	-	24,366.3
5439000	1/11/2002	12.3	12.3	0.3915	4.98	7614	64.5364%	Fecal		CFU/100 mL	200	283.2	86400	-	24,366.3
5439000	7/29/2009	12.3	12.3	0.3915	4.98	7614	64.5364%	Fecal		CFU/100 mL	200	283.2	86400	-	24,366.3
5439000	7/19/2011	12.3	12.3	0.3915	4.98	7614	64.5364%	Fecal		CFU/100 mL	200	283.2	86400	-	24,366.3
5439000	12/22/2020	12.3	12.3	0.3915	4.98	7614	64.5364%	Fecal		CFU/100 mL	200	283.2	86400	-	24,366.3
5439000	2/1/2002	12.2	12.2	0.3915	4.94	7619	64.5787%	Fecal		CFU/100 mL	200	283.2	86400	-	24,174.7
5439000	11/10/2006	12.2	12.2	0.3915	4.94	7619	64.5787%	Fecal		CFU/100 mL	200	283.2	86400	-	24,174.7
5439000	10/4/2009	12.2	12.2	0.3915	4.94	7619	64.5787%	Fecal		CFU/100 mL	200	283.2	86400	-	24,174.7
5439000	10/21/2009	12.2	12.2	0.3915	4.94	7619	64.5787%	Fecal		CFU/100 mL	200	283.2	86400	-	24,174.7
5439000	9/3/2010	12.2	12.2	0.3915	4.94	7619	64.5787%	Fecal		CFU/100 mL	200	283.2	86400	-	24,174.7
5439000	6/5/2014	12.2	12.2	0.3915	4.94	7619	64.5787%	Fecal		CFU/100 mL	200	283.2	86400	-	24,174.7
5439000	9/6/2014	12.2	12.2	0.3915	4.94	7619	64.5787%	Fecal		CFU/100 mL	200	283.2	86400	-	24,174.7
5439000	5/23/1994	12.1	12.1	0.3915	4.90	7626	64.6381%	Fecal		CFU/100 mL	200	283.2	86400	-	23,983.2
5439000	1/2/2006	12.1	12.1	0.3915	4.90	7626	64.6381%	Fecal		CFU/100 mL	200	283.2	86400	-	23,983.2
5439000	10/15/2007	12.1	12.1	0.3915	4.90	7626	64.6381%	Fecal		CFU/100 mL	200	283.2	86400	-	23,983.2
5439000	1/28/2009	12.1	12.1	0.3915	4.90	7626	64.6381%	Fecal		CFU/100 mL	200	283.2	86400	-	23,983.2
5439000	1/31/2009	12.1	12.1	0.3915	4.90	7626	64.6381%	Fecal		CFU/100 mL	200	283.2	86400	-	23,983.2
5439000	8/9/2009	12.1	12.1	0.3915	4.90	7626	64.6381%	Fecal		CFU/100 mL	200	283.2	86400	-	23,983.2
5439000	10/13/2011	12.1	12.1	0.3915	4.90	7626	64.6381%	Fecal		CFU/100 mL	200	283.2	86400	-	23,983.2
5439000	2/9/2013	12.1	12.1	0.3915	4.90	7626	64.6381%	Fecal		CFU/100 mL	200	283.2	86400	-	23,983.2
5439000	8/15/2015	12.1	12.1	0.3915	4.90	7626	64.6381%	Fecal		CFU/100 mL	200	283.2	86400	-	23,983.2
5439000	7/24/2018	12.1	12.1	0.3915	4.90	7626	64.6381%	Fecal		CFU/100 mL	200	283.2	86400	-	23,983.2
5439000	12/4/2020	12.1	12.1	0.3915	4.90	7626	64.6381%	Fecal		CFU/100 mL	200	283.2	86400	-	23,983.2
5439000	12/10/2021	12.1	12.1	0.3915	4.90	7626	64.6381%	Fecal		CFU/100 mL	200	283.2	86400	-	23,983.2
5439000	9/6/1990	12	12	0.3915	4.86	7638	64.7398%	Fecal		CFU/100 mL	200	283.2	86400	-	23,791.6
5439000	10/9/1990	12	12	0.3915	4.86	7638	64.7398%	Fecal		CFU/100 mL	200	283.2	86400	-	23,791.6
5439000	10/29/1990	12	12	0.3915	4.86	7638	64.7398%	Fecal		CFU/100 mL	200	283.2	86400	-	23,791.6
5439000	10/30/1990	12	12	0.3915	4.86	7638	64.7398%	Fecal		CFU/100 mL	200	283.2	86400	-	23,791.6
5439000	11/3/1990	12	12	0.3915	4.86	7638	64.7398%	Fecal		CFU/100 mL	200	283.2	86400	-	23,791.6
5439000	6/10/1992	12	12	0.3915	4.86	7638	64.7398%	Fecal		CFU/100 mL	200	283.2	86400	-	23,791.6
5439000	6/11/1992	12	12	0.3915	4.86	7638	64.7398%	Fecal		CFU/100 mL	200	283.2	86400	-	23,791.6
5439000	6/12/1992	12	12	0.3915	4.86	7638	64.7398%	Fecal		CFU/100 mL	200	283.2	86400	-	23,791.6
5439000	6/13/1992	12	12	0.3915	4.86	7638	64.7398%	Fecal		CFU/100 mL	200	283.2	86400	-	23,791.6
5439000	7/5/1992	12	12	0.3915	4.86	7638	64.7398%	Fecal		CFU/100 mL	200	283.2	86400	-	23,791.6
5439000	10/11/1992	12	12	0.3915	4.86	7638	64.7398%	Fecal		CFU/100 mL	200	283.2	86400	-	23,791.6
5439000	10/12/1992	12	12	0.3915	4.86	7638	64.7398%	Fecal		CFU/100 mL	200	283.2	86400	-	23,791.6
5439000	10/17/1992	12	12	0.3915	4.86	7638	64.7398%	Fecal		CFU/100 mL	200	283.2	86400	-	23,791.6
5439000	10/12/1994	12	12	0.3915	4.86	7638	64.7398%	Fecal		CFU/100 mL	200	283.2	86400	-	23,791.6
5439000	7/28/1995	12	12	0.3915	4.86	7638	64.7398%	Fecal		CFU/100 mL	200	283.2	86400	-	23,791.6
5439000	10/27/1995	12	12	0.3915	4.86	7638	64.7398%	Fecal		CFU/100 mL	200	283.2	86400	-	23,791.6
5439000	12/19/1995	12	12	0.3915	4.86	7638	64.7398%	Fecal		CFU/100 mL	200	283.2	86400	-	23,791.6
5439000	3/12/1996	12	12	0.3915	4.86	7638	64.7398%	Fecal		CFU/100 mL	200	283.2	86400	-	23,791.6
5439000	9/6/1996	12	12	0.3915	4.86	7638	64.7398%	Fecal		CFU/100 mL	200	283.2	86400	-	23,791.6
5439000	9/9/1996	12	12	0.3915	4.86	7638	64.7398%	Fecal		CFU/100 mL	200	283.2	86400	-	23,791.6
5439000	11/30/1996	12	12	0.3915	4.86	7638	64.7398%	Fecal		CFU/100 mL	200	283.2	86400	-	23,791.6
5439000	7/25/1998	12	12	0.3915	4.86	7638	64.7398%	Fecal		CFU/100 mL	200	283.2	86400	-	23,791.6
5439000	12/28/1998	12	12	0.3915	4.86	7638	64.7398%	Fecal		CFU/100 mL	200	283.2	86400	-	23,791.6
5439000	7/13/1999	12	12	0.3915	4.86	7638	64.7398%	Fecal		CFU/100 mL	200	283.2	86400	-	23,791.6
5439000	10/7/1999	12	12	0.3915	4.86	7638	64.7398%	Fecal		CFU/100 mL	200	283.2	86400	-	23,791.6
5439000	7/27/2000	12	12	0.3915	4.86	7638	64.7398%	Fecal		CFU/100 mL	200	283.2	86400	-	23,791.6
5439000	8/4/2000	12	12	0.3915	4.86	7638	64.7398%	Fecal		CFU/100 mL	200	283.2	86400	-	23,791.6
5439000	9/14/2000	12	12	0.3915	4.86	7638	64.7398%	Fecal		CFU/100 mL	200	283.2	86400	-	23,791.6
5439000	9/26/2000	12	12	0.3915	4.86	7638	64.7398%	Fecal		CFU/100 mL	200	283.2	86400	-	23,791.6
5439000	10/17/2000	12	12	0.3915	4.86	7638	64.7398%	Fecal		CFU/100 mL	200	283.2	86400	-	23,791.6
5439000	10/18/2000	12	12	0.3915	4.86	7638	64.7398%	Fecal		CFU/100 mL	200	283.2	86400	-	23,791.6
5439000	10/19/2000	12	12	0.3915	4.86	7638	64.7398%	Fecal		CFU/100 mL	200	283.2	86400	-	23,791.6
5439000	10/20/2000	12	12	0.3915	4.86	7638	64.7398%	Fecal		CFU/100 mL	200	283.2	86400	-	23,791.6
5439000	10/26/2000	12	12	0.3915	4.86	7638	64.7398%	Fecal		CFU/100 mL	200	283.2	86400	-	23,791.6
5439000	10/27/2000	12	12	0.3915	4.86	7638	64.7398%	Fecal		CFU/100 mL	200	283.2	86400	-	23,791.6
5439000	11/3/2000	12	12	0.3915	4.86	7638	64.7398%	Fecal		CFU/100 mL	200	283.2	86400	-	23,791.6
5439000	11/4/2000	12	12	0.3915	4.86	7638	64.7398%	Fecal		CFU/100 mL	200	283.2	86400	-	23,791.6
5439000	12/11/2000	12	12	0.3915	4.86	7638	64.7398%	Fecal		CFU/100 mL	200	283.2	86400	-	23,791.6
5439000	1/14/2001	12	12	0.3915	4.86	7638	64.7398%	Fecal		CFU/100 mL	200	283.2	86400	-	23,791.6
5439000	1/20/2001	12	12	0.3915	4.86	7638	64.7398%	Fecal		CFU/100 mL	200	283.2	86400	-	23,791.6
5439000	7/6/2001	12	12	0.3915	4.86	7638	64.7398%	Fecal		CFU/100 mL	200	283.2	86400	-	23,791.6
5439000	7/7/2001	12	12	0.3915	4.86	7638	64.7398%	Fecal		CFU/100 mL	200	283.2	86400	-	23,791.6
5439000	1/2/2002	12	12	0.3915	4.86	7638	64.7398%	Fecal		CFU/100 mL	200	283.2	86400	-	23,791.6
5439000	6/23/2003	12	12	0.3915	4.86	7638	64.7398%	Fecal		CFU/100 mL	200	283.2	86400	-	23,791.6
5439000	2/1/2011	12	12	0.3915	4.86	7638	64.7398%	Fecal		CFU/100 mL	200	283.2	86400	-	23,791.6
5439000	2/12/2011	12	12	0.3915	4.86	7638	64.7398%	Fecal		CFU/100 mL	200	283.2	86400	-	23,791.6
5439000	2/3/2013	12	12	0.3915	4.86	7638	64.7398%	Fecal		CFU/100 mL	200	283.2	86400	-	23,791.6
5439000	2/24/2013	12	12	0.3915	4.86	7638	64.7398%	Fecal		CFU/100 mL	200	283.2	86400	-	23,791.6
5439000	1/14/2014	12	12	0.3915	4.86	7638	64.7398%	Fecal		CFU/100 mL	200	283.2	86400	-	23,791.6

Gage ID	Date	Discharge (CFS)	Gage Discharge (less Surrogate NPDES) (CFS)	Watershed Area Ratio	Calculated flow (CFS)	Rank	Flow Exceedance %	Parameter	Results	Units (mg or micro_gram	Limit/Standard	100mL/CF	sec/day	Actual Load (million colonies/day)	Allowable Load (million colonies/day)
5439000	11/19/2016	12	12	0.3915	4.86	7638	64.7398%	Fecal		CFU/100 mL	200	283.2	86400	-	23,791.6
5439000	7/25/2020	12	12	0.3915	4.86	7638	64.7398%	Fecal		CFU/100 mL	200	283.2	86400	-	23,791.6
5439000	1/15/2021	12	12	0.3915	4.86	7638	64.7398%	Fecal		CFU/100 mL	200	283.2	86400	-	23,791.6
5439000	10/30/2021	12	12	0.3915	4.86	7638	64.7398%	Fecal		CFU/100 mL	200	283.2	86400	-	23,791.6
5439000	5/7/2005	11.9	11.9	0.3915	4.82	7691	65.1890%	Fecal		CFU/100 mL	200	283.2	86400	-	23,600.0
5439000	9/23/2006	11.9	11.9	0.3915	4.82	7691	65.1890%	Fecal		CFU/100 mL	200	283.2	86400	-	23,600.0
5439000	10/17/2006	11.9	11.9	0.3915	4.82	7691	65.1890%	Fecal		CFU/100 mL	200	283.2	86400	-	23,600.0
5439000	10/20/2007	11.9	11.9	0.3915	4.82	7691	65.1890%	Fecal		CFU/100 mL	200	283.2	86400	-	23,600.0
5439000	10/17/2009	11.9	11.9	0.3915	4.82	7691	65.1890%	Fecal		CFU/100 mL	200	283.2	86400	-	23,600.0
5439000	12/7/2014	11.9	11.9	0.3915	4.82	7691	65.1890%	Fecal		CFU/100 mL	200	283.2	86400	-	23,600.0
5439000	12/23/2014	11.9	11.9	0.3915	4.82	7691	65.1890%	Fecal		CFU/100 mL	200	283.2	86400	-	23,600.0
5439000	8/18/2015	11.9	11.9	0.3915	4.82	7691	65.1890%	Fecal		CFU/100 mL	200	283.2	86400	-	23,600.0
5439000	9/5/2016	11.9	11.9	0.3915	4.82	7691	65.1890%	Fecal		CFU/100 mL	200	283.2	86400	-	23,600.0
5439000	8/13/2017	11.9	11.9	0.3915	4.82	7691	65.1890%	Fecal		CFU/100 mL	200	283.2	86400	-	23,600.0
5439000	2/2/2018	11.9	11.9	0.3915	4.82	7691	65.1890%	Fecal		CFU/100 mL	200	283.2	86400	-	23,600.0
5439000	11/11/2020	11.9	11.9	0.3915	4.82	7691	65.1890%	Fecal		CFU/100 mL	200	283.2	86400	-	23,600.0
5439000	7/23/1994	11.8	11.8	0.3915	4.78	7703	65.2907%	Fecal		CFU/100 mL	200	283.2	86400	-	23,408.5
5439000	10/12/2001	11.8	11.8	0.3915	4.78	7703	65.2907%	Fecal		CFU/100 mL	200	283.2	86400	-	23,408.5
5439000	11/13/2001	11.8	11.8	0.3915	4.78	7703	65.2907%	Fecal		CFU/100 mL	200	283.2	86400	-	23,408.5
5439000	1/14/2002	11.8	11.8	0.3915	4.78	7703	65.2907%	Fecal		CFU/100 mL	200	283.2	86400	-	23,408.5
5439000	5/6/2005	11.8	11.8	0.3915	4.78	7703	65.2907%	Fecal		CFU/100 mL	200	283.2	86400	-	23,408.5
5439000	7/30/2014	11.8	11.8	0.3915	4.78	7703	65.2907%	Fecal		CFU/100 mL	200	283.2	86400	-	23,408.5
5439000	11/7/2015	11.8	11.8	0.3915	4.78	7703	65.2907%	Fecal		CFU/100 mL	200	283.2	86400	-	23,408.5
5439000	1/16/2021	11.8	11.8	0.3915	4.78	7703	65.2907%	Fecal		CFU/100 mL	200	283.2	86400	-	23,408.5
5439000	5/16/1994	11.7	11.7	0.3915	4.74	7711	65.3585%	Fecal		CFU/100 mL	200	283.2	86400	-	23,216.9
5439000	1/12/2002	11.7	11.7	0.3915	4.74	7711	65.3585%	Fecal		CFU/100 mL	200	283.2	86400	-	23,216.9
5439000	12/2/2004	11.7	11.7	0.3915	4.74	7711	65.3585%	Fecal		CFU/100 mL	200	283.2	86400	-	23,216.9
5439000	7/9/2008	11.7	11.7	0.3915	4.74	7711	65.3585%	Fecal		CFU/100 mL	200	283.2	86400	-	23,216.9
5439000	12/11/2014	11.7	11.7	0.3915	4.74	7711	65.3585%	Fecal		CFU/100 mL	200	283.2	86400	-	23,216.9
5439000	8/6/2015	11.7	11.7	0.3915	4.74	7711	65.3585%	Fecal		CFU/100 mL	200	283.2	86400	-	23,216.9
5439000	2/12/2018	11.7	11.7	0.3915	4.74	7711	65.3585%	Fecal		CFU/100 mL	200	283.2	86400	-	23,216.9
5439000	4/29/2018	11.7	11.7	0.3915	4.74	7711	65.3585%	Fecal		CFU/100 mL	200	283.2	86400	-	23,216.9
5439000	7/27/2020	11.7	11.7	0.3915	4.74	7711	65.3585%	Fecal		CFU/100 mL	200	283.2	86400	-	23,216.9
5439000	1/3/2021	11.7	11.7	0.3915	4.74	7711	65.3585%	Fecal		CFU/100 mL	200	283.2	86400	-	23,216.9
5439000	9/25/1994	11.6	11.6	0.3915	4.71	7721	65.4433%	Fecal		CFU/100 mL	200	283.2	86400	-	23,025.3
5439000	10/14/2007	11.6	11.6	0.3915	4.71	7721	65.4433%	Fecal		CFU/100 mL	200	283.2	86400	-	23,025.3
5439000	9/6/2018	11.6	11.6	0.3915	4.71	7721	65.4433%	Fecal		CFU/100 mL	200	283.2	86400	-	23,025.3
5439000	2/13/2022	11.6	11.6	0.3915	4.71	7721	65.4433%	Fecal		CFU/100 mL	200	283.2	86400	-	23,025.3
5439000	7/10/2002	11.5	11.5	0.3915	4.67	7725	65.4772%	Fecal		CFU/100 mL	200	283.2	86400	-	22,833.7
5439000	6/29/2003	11.5	11.5	0.3915	4.67	7725	65.4772%	Fecal		CFU/100 mL	200	283.2	86400	-	22,833.7
5439000	7/18/2004	11.5	11.5	0.3915	4.67	7725	65.4772%	Fecal		CFU/100 mL	200	283.2	86400	-	22,833.7
5439000	5/5/2005	11.5	11.5	0.3915	4.67	7725	65.4772%	Fecal		CFU/100 mL	200	283.2	86400	-	22,833.7
5439000	5/9/2005	11.5	11.5	0.3915	4.67	7725	65.4772%	Fecal		CFU/100 mL	200	283.2	86400	-	22,833.7
5439000	5/31/2005	11.5	11.5	0.3915	4.67	7725	65.4772%	Fecal		CFU/100 mL	200	283.2	86400	-	22,833.7
5439000	3/21/2006	11.5	11.5	0.3915	4.67	7725	65.4772%	Fecal		CFU/100 mL	200	283.2	86400	-	22,833.7
5439000	8/20/2010	11.5	11.5	0.3915	4.67	7725	65.4772%	Fecal		CFU/100 mL	200	283.2	86400	-	22,833.7
5439000	8/13/2011	11.5	11.5	0.3915	4.67	7725	65.4772%	Fecal		CFU/100 mL	200	283.2	86400	-	22,833.7
5439000	8/1/2016	11.5	11.5	0.3915	4.67	7725	65.4772%	Fecal		CFU/100 mL	200	283.2	86400	-	22,833.7
5439000	8/25/2016	11.5	11.5	0.3915	4.67	7725	65.4772%	Fecal		CFU/100 mL	200	283.2	86400	-	22,833.7
5439000	12/27/2017	11.5	11.5	0.3915	4.67	7725	65.4772%	Fecal		CFU/100 mL	200	283.2	86400	-	22,833.7
5439000	10/29/2018	11.5	11.5	0.3915	4.67	7725	65.4772%	Fecal		CFU/100 mL	200	283.2	86400	-	22,833.7
5439000	11/21/2018	11.5	11.5	0.3915	4.67	7725	65.4772%	Fecal		CFU/100 mL	200	283.2	86400	-	22,833.7
5439000	3/16/2022	30.6	30.6	0.1459	4.63	7739	65.5959%	Fecal		CFU/100 mL	200	283.2	86400	-	22,656.0
5439000	6/28/2003	11.4	11.4	0.3915	4.63	7740	65.6043%	Fecal		CFU/100 mL	200	283.2	86400	-	22,642.2
5439000	1/4/2005	11.4	11.4	0.3915	4.63	7740	65.6043%	Fecal		CFU/100 mL	200	283.2	86400	-	22,642.2
5439000	8/23/2013	11.4	11.4	0.3915	4.63	7740	65.6043%	Fecal		CFU/100 mL	200	283.2	86400	-	22,642.2
5439000	12/24/2014	11.4	11.4	0.3915	4.63	7740	65.6043%	Fecal		CFU/100 mL	200	283.2	86400	-	22,642.2
5439000	10/28/2018	11.4	11.4	0.3915	4.63	7740	65.6043%	Fecal		CFU/100 mL	200	283.2	86400	-	22,642.2
5439000	11/2/2018	11.4	11.4	0.3915	4.63	7740	65.6043%	Fecal		CFU/100 mL	200	283.2	86400	-	22,642.2
5439000	11/12/2001	11.3	11.3	0.3915	4.59	7746	65.6552%	Fecal		CFU/100 mL	200	283.2	86400	-	22,450.6
5439000	7/22/2004	11.3	11.3	0.3915	4.59	7746	65.6552%	Fecal		CFU/100 mL	200	283.2	86400	-	22,450.6
5439000	5/8/2005	11.3	11.3	0.3915	4.59	7746	65.6552%	Fecal		CFU/100 mL	200	283.2	86400	-	22,450.6
5439000	7/11/2006	11.3	11.3	0.3915	4.59	7746	65.6552%	Fecal		CFU/100 mL	200	283.2	86400	-	22,450.6
5439000	10/5/2007	11.3	11.3	0.3915	4.59	7746	65.6552%	Fecal		CFU/100 mL	200	283.2	86400	-	22,450.6
5439000	8/1/2011	11.3	11.3	0.3915	4.59	7746	65.6552%	Fecal		CFU/100 mL	200	283.2	86400	-	22,450.6
5439000	10/24/2011	11.3	11.3	0.3915	4.59	7746	65.6552%	Fecal		CFU/100 mL	200	283.2	86400	-	22,450.6
5439000	12/25/2014	11.3	11.3	0.3915	4.59	7746	65.6552%	Fecal		CFU/100 mL	200	283.2	86400	-	22,450.6
5439000	2/8/2018	11.3	11.3	0.3915	4.59	7746	65.6552%	Fecal		CFU/100 mL	200	283.2	86400	-	22,450.6
5439000	2/9/2018	11.3	11.3	0.3915	4.59	7746	65.6552%	Fecal		CFU/100 mL	200	283.2	86400	-	22,450.6
5439000	2/10/2018	11.3	11.3	0.3915	4.59	7746	65.6552%	Fecal		CFU/100 mL	200	283.2	86400	-	22,450.6
5439000	2/11/2018	11.3	11.3	0.3915	4.59	7746	65.6552%	Fecal		CFU/100 mL	200	283.2	86400	-	22,450.6
5439000	10/27/2018	11.3	11.3	0.3915	4.59	7746	65.6552%	Fecal		CFU/100 mL	200	283.2	86400	-	22,450.6
5439000	10/25/2020	11.3	11.3	0.3915	4.59	7746	65.6552%	Fecal		CFU/100 mL	200	283.2	86400	-	22,450.6
5439000	6/22/1994	11.2	11.2	0.3915	4.55	7760	65.7739%	Fecal		CFU/100 mL	200	283.2	86400	-	22,259.0
5439000	11/17/2001	11.2	11.2	0.3915	4.55	7760	65.7739%	Fecal		CFU/100 mL	200	283.2	86400	-	22,259.0
5439000	1/23/2002	11.2	11.2	0.3915	4.55	7760	65.7739%	Fecal		CFU/100 mL	200	283.2	86400	-	22,259.0
5439000	2/9/2002	11.2	11.2	0.3915	4.55	7760	65.7739%	Fecal		CFU/100 mL	200	283.2	86400	-	22,259.0
5439000	7/5/2003	11.2	11.2	0.3915	4.55	7760	65.7739%	Fecal		CFU/100 mL	200	283.2	86400	-	22,259.0
5439000	10/6/2007	11.2	11.2	0.3915	4.55	7760	65.7739%	Fecal		CFU/100 mL	200	283.2	86400	-	22,259.0
5439000	10/19/2009	11.2	11.2	0.3915	4.55	7760	65.7739%	Fecal		CFU/100 mL	200	283.2	86400	-	22,259.0
5439000	10/20/2009	11.2	11.2	0.3915	4.55	7760	65.7739%	Fecal		CFU/100 mL	200	283.2	86400	-	22,259.0
5439000	7/20/2011	11.2	11.2	0.3915	4.55	7760	65.7739%	Fecal		CFU/100 mL	200	283.2	86400	-	22,259.0
5439000	10/2/2011	11.2	11.2	0.3915	4.55	7760	65.7739%	Fecal		CFU/100 mL	200	283.2	86400	-	22,259.0
5439000	9/4/2018	11.2	11.2	0.3915	4.55	7760	65.7739%	Fecal		CFU/100 mL	200	283.2	86400	-	22,259.0
5439000	10/26/2018	11.2	11.2	0.3915	4.55	7760	65.7739%	Fecal		CFU/100 mL	200	283.2	86400	-	22,259.0
5439000	8/13/2019	11.2	11.2	0.3915	4.55	7760	65.7739%	Fecal		CFU/100 mL	200	283.2	86400	-	22,259.0
5439000	5/25/1994	11.1	11.1	0.3915	4.51	7773	65.8840%	Fecal		CFU/100 mL	200	283.2	86400	-	22,067.4
5439000	11/19/2001	11.1	11.1	0.3915	4.51	7773	65.8840%	Fecal		CFU/100 mL	200	283.2	86400	-	22,067.4
5439000	1/24/2002	11.1	11.1	0.3915	4.51	7773	65.8840%	Fecal		CFU/100 mL	200	283.2	86400	-	22,067.4
5439000	10/9/2007	11.1	11.1	0.3915	4.51	7773	65.8840%	Fecal		CFU/100 mL	200	283.2	86400	-	22,067.4
5439000	6/21/2012	11.1	11.1	0.3915	4.51	7773	65.8840%	Fecal		CFU/100 mL	200	283.2	86400	-	22,067.4
5439000	2/28/2013	11.1	11.1	0.3915	4.51	7773	65.8840%	Fecal		CFU/100 mL	200	283.2	86400	-	22,067.4
5439000	7/24/2013	11.1	11.1	0.3915	4.51	7773	65.8840%	Fecal		CFU/100 mL	200	283.2	86400	-	22,067.4
5439000	12/12/2014	11.1	11.1	0.3915	4.51	7773	65.8840%	Fecal		CFU/100 mL	200	283.2	86400	-	22,067.4
5439000	12/26/2014	11.1	11.1	0.3915	4.51	7773	65.8840%	Fecal		CFU/100 mL	200	283.2	86400	-	22,067.4
5439000	11/23/2018	11.1	11.1	0.3915	4.51	7773	65.8840%	Fecal		CFU/100 mL	200	283.2	86400	-	22,067.4
5439000	9/9/2019	11.1	11.1	0.3915	4.51	7773	65.8840%	Fecal	465	CFU/100 mL	200	283.2	86400	51,307	22,067.4
5439000	9/9/1990	11	11	0.3915	4.47	7784	65.9773%	Fecal		CFU/100 mL	200	283.2	86400	-	21,875.9
5439000	7/22/1991	11	11	0.3915	4.47	7784	65.9773%	Fecal		CFU/100 mL	200	283.2	86400	-	21,875.9
5439000	9/5/1991	11	11	0.3915	4.47	7784	65.9773%	Fecal		CFU/100 mL	200	283.2	86400	-	21,875.9
5439000	6/19/1992	11	11	0.3915	4.47	7784	65.9773%	Fecal		CFU/100 mL	200	283.2	86400	-	21,875.9
5439000	8/5/1992	11	11	0.3915	4.47	7784	65.9773%	Fecal		CFU/100 mL	200	283.2	86400	-	21,875.9
5439000	10/21/1992	11	11	0.3915	4.47	7784	65.9773%	Fecal		CFU/100 mL	200	283.2	86400	-	21,875.9
5439000	10/13/1994	11	11	0.3915	4.47	7784	65.9773%	Fecal		CFU/100 mL	200	283.2	86400	-	21,875.9
5439000	7/25/1995	11	11	0.3915	4.47	7784	65.9773%	Fecal		CFU/100 mL	200	283.2	86400	-	21,875.9
5439000	8/19/1995	11	11	0.3915	4.47	7784	65.9773%	Fecal		CFU/100 mL	200	283.2	86400	-	21,875.9
5439000	10/7/1995	11	11	0.3915	4.47	7784	65.9773%	Fecal		CFU/100 mL	200	283.2	86400	-	21,875.9
5439000	12/20/1995	11	11	0.3915	4.47	7784	65.9773%	Fecal		CFU/100 mL	200	283.2	86400	-	21,875.9
5439000	12/21/1995	11	11	0.3915	4.47	7784	65.9773%	Fecal		CFU/100 mL	200	283.2	86400	-	21,875.9
5439000	1/15/1996	11	11	0.3915	4.47	7784	65.9773%	Fecal		CFU/100 mL	200	283.2	86400	-	21,875.9
5439000	3/5/1996	11	11	0.3915	4.47	7784	65.9773%	Fecal		CFU/100 mL	200	283.2	86400	-	21,875.9
5439000	3/6/1996	11	11	0.3915	4.47	7784	65.9773%	Fecal		CFU/100 mL	200	283.2	86400	-	21,875.9
5439000	3/13/1996	11	11	0.3915	4.47	7784	65.9773%	Fecal		CFU/100 mL	200	283.2	86400	-	21,875.9
5439000	9/7/1996	11	11	0.3915	4.47	7784	65.9773%	Fecal		CFU/100 mL	200	283.2	86400	-	21,875.9
5439000	7/10/1997	11	11	0.3915	4.47	7784	65.9773%	Fecal		CFU/100 mL	200	283.2	86400	-	21,875.9
5439000	8/16/1997	11	11	0.3915	4.47	7784	65.9773%	Fecal		CFU/100 mL	200	283.2	86400	-	21,875.9
5439000	8/8/1998	11	11	0.3915	4.47	7784	65.9773%	Fecal		CFU/100 mL	200	283.2	86400	-	21,875.9
5439000	12/29/1998	11	11	0.3915	4.47	7784	65.9773%	Fecal		CFU/100 mL	200	283.2	86400	-	21,875.9
5439000	1/20/1999	11	11	0.3915	4.47	7784	65.9773%	Fecal		CFU/100 mL	200	283.2	86400	-	21,875.9
5439000	7/14/1999	11	11	0.3915	4.47	7784	65.9773%	Fecal		CFU/100 mL	200	283.2	86400	-	21,875.9
5439000	10/8/1999	11	11	0.3915	4.47	7784	65.9773%	Fecal		CFU/100 mL	200	283.2	86400	-	21,875.9
5439000	8/12/2000	11	11	0.3915	4.47	7784	65.9773%	Fecal		CFU/100 mL	200	283.2	86400	-	21,875.9
5439000	10/21/2000	11	11	0.3915	4.47	7784	65.9773%	Fecal		CFU/100 mL	200	283.2	86400	-	21,875.9
5439000	10/22/2000	11	11	0.3915	4.47	7784	65.9773%	Fecal		CFU/100 mL	200	283.2	86400	-	21,875.9
5439000	10/24/2000	11	11	0.3915	4.47	7784	65.9773%	Fecal		CFU/100 mL	200	283.2	86400	-	21,875.9
5439000	10/25/2000	11	11	0.3915	4.47	7784	65.9773%	Fecal		CFU/100 mL	200	283.2	86400	-	21,875.9

Gage ID	Date	Discharge (CFS)	Gage Discharge (less Surrogate NPDES) (CFS)	Watershed Area Ratio	Calculated flow (CFS)	Rank	Flow Exceedance %	Parameter	Results	Units (mg or micro_gram	Limit/Standard	100mL/CF	sec/day	Actual Load (million colonies/day)	Allowable Load (million colonies/day)
5439000	10/28/2000	11	11	0.3915	4.47	7784	65.9773%	Fecal		CFU/100 mL	200	283.2	86400	-	21,875.9
5439000	12/17/2000	11	11	0.3915	4.47	7784	65.9773%	Fecal		CFU/100 mL	200	283.2	86400	-	21,875.9
5439000	1/21/2001	11	11	0.3915	4.47	7784	65.9773%	Fecal		CFU/100 mL	200	283.2	86400	-	21,875.9
5439000	7/8/2001	11	11	0.3915	4.47	7784	65.9773%	Fecal		CFU/100 mL	200	283.2	86400	-	21,875.9
5439000	12/16/2004	11	11	0.3915	4.47	7784	65.9773%	Fecal		CFU/100 mL	200	283.2	86400	-	21,875.9
5439000	12/31/2004	11	11	0.3915	4.47	7784	65.9773%	Fecal		CFU/100 mL	200	283.2	86400	-	21,875.9
5439000	10/28/2006	11	11	0.3915	4.47	7784	65.9773%	Fecal		CFU/100 mL	200	283.2	86400	-	21,875.9
5439000	2/5/2009	11	11	0.3915	4.47	7784	65.9773%	Fecal		CFU/100 mL	200	283.2	86400	-	21,875.9
5439000	10/18/2009	11	11	0.3915	4.47	7784	65.9773%	Fecal		CFU/100 mL	200	283.2	86400	-	21,875.9
5439000	7/22/2010	11	11	0.3915	4.47	7784	65.9773%	Fecal		CFU/100 mL	200	283.2	86400	-	21,875.9
5439000	6/7/2014	11	11	0.3915	4.47	7784	65.9773%	Fecal		CFU/100 mL	200	283.2	86400	-	21,875.9
5439000	7/9/2017	11	11	0.3915	4.47	7784	65.9773%	Fecal		CFU/100 mL	200	283.2	86400	-	21,875.9
5439000	10/3/2018	11	11	0.3915	4.47	7784	65.9773%	Fecal		CFU/100 mL	200	283.2	86400	-	21,875.9
5439000	7/28/2019	11	11	0.3915	4.47	7784	65.9773%	Fecal		CFU/100 mL	200	283.2	86400	-	21,875.9
5439000	12/23/2020	11	11	0.3915	4.47	7784	65.9773%	Fecal		CFU/100 mL	200	283.2	86400	-	21,875.9
5439000	3/19/2003	10.9	10.9	0.3915	4.43	7828	66.3502%	Fecal		CFU/100 mL	200	283.2	86400	-	21,684.3
5439000	5/10/2005	10.9	10.9	0.3915	4.43	7828	66.3502%	Fecal		CFU/100 mL	200	283.2	86400	-	21,684.3
5439000	1/30/2007	10.9	10.9	0.3915	4.43	7828	66.3502%	Fecal		CFU/100 mL	200	283.2	86400	-	21,684.3
5439000	2/6/2007	10.9	10.9	0.3915	4.43	7828	66.3502%	Fecal		CFU/100 mL	200	283.2	86400	-	21,684.3
5439000	2/8/2007	10.9	10.9	0.3915	4.43	7828	66.3502%	Fecal		CFU/100 mL	200	283.2	86400	-	21,684.3
5439000	2/10/2007	10.9	10.9	0.3915	4.43	7828	66.3502%	Fecal		CFU/100 mL	200	283.2	86400	-	21,684.3
5439000	2/11/2007	10.9	10.9	0.3915	4.43	7828	66.3502%	Fecal		CFU/100 mL	200	283.2	86400	-	21,684.3
5439000	2/18/2007	10.9	10.9	0.3915	4.43	7828	66.3502%	Fecal		CFU/100 mL	200	283.2	86400	-	21,684.3
5439000	2/19/2007	10.9	10.9	0.3915	4.43	7828	66.3502%	Fecal		CFU/100 mL	200	283.2	86400	-	21,684.3
5439000	2/21/2007	10.9	10.9	0.3915	4.43	7828	66.3502%	Fecal		CFU/100 mL	200	283.2	86400	-	21,684.3
5439000	2/22/2007	10.9	10.9	0.3915	4.43	7828	66.3502%	Fecal		CFU/100 mL	200	283.2	86400	-	21,684.3
5439000	2/23/2007	10.9	10.9	0.3915	4.43	7828	66.3502%	Fecal		CFU/100 mL	200	283.2	86400	-	21,684.3
5439000	10/8/2007	10.9	10.9	0.3915	4.43	7828	66.3502%	Fecal		CFU/100 mL	200	283.2	86400	-	21,684.3
5439000	9/7/2009	10.9	10.9	0.3915	4.43	7828	66.3502%	Fecal		CFU/100 mL	200	283.2	86400	-	21,684.3
5439000	9/14/2014	10.9	10.9	0.3915	4.43	7828	66.3502%	Fecal		CFU/100 mL	200	283.2	86400	-	21,684.3
5439000	10/29/2014	10.9	10.9	0.3915	4.43	7828	66.3502%	Fecal		CFU/100 mL	200	283.2	86400	-	21,684.3
5439000	12/29/2017	10.9	10.9	0.3915	4.43	7828	66.3502%	Fecal		CFU/100 mL	200	283.2	86400	-	21,684.3
5439000	10/30/2018	10.9	10.9	0.3915	4.43	7828	66.3502%	Fecal		CFU/100 mL	200	283.2	86400	-	21,684.3
5439000	7/26/2020	10.9	10.9	0.3915	4.43	7828	66.3502%	Fecal		CFU/100 mL	200	283.2	86400	-	21,684.3
5439000	1/17/2021	10.9	10.9	0.3915	4.43	7828	66.3502%	Fecal		CFU/100 mL	200	283.2	86400	-	21,684.3
5439000	10/18/2001	10.8	10.8	0.3915	4.39	7848	66.5197%	Fecal		CFU/100 mL	200	283.2	86400	-	21,492.7
5439000	1/15/2002	10.8	10.8	0.3915	4.39	7848	66.5197%	Fecal		CFU/100 mL	200	283.2	86400	-	21,492.7
5439000	7/11/2002	10.8	10.8	0.3915	4.39	7848	66.5197%	Fecal		CFU/100 mL	200	283.2	86400	-	21,492.7
5439000	6/24/2003	10.8	10.8	0.3915	4.39	7848	66.5197%	Fecal		CFU/100 mL	200	283.2	86400	-	21,492.7
5439000	6/1/2005	10.8	10.8	0.3915	4.39	7848	66.5197%	Fecal		CFU/100 mL	200	283.2	86400	-	21,492.7
5439000	7/30/2009	10.8	10.8	0.3915	4.39	7848	66.5197%	Fecal		CFU/100 mL	200	283.2	86400	-	21,492.7
5439000	12/27/2014	10.8	10.8	0.3915	4.39	7848	66.5197%	Fecal		CFU/100 mL	200	283.2	86400	-	21,492.7
5439000	11/13/2015	10.8	10.8	0.3915	4.39	7848	66.5197%	Fecal		CFU/100 mL	200	283.2	86400	-	21,492.7
5439000	8/1/1994	10.7	10.7	0.3915	4.35	7856	66.5876%	Fecal		CFU/100 mL	200	283.2	86400	-	21,301.1
5439000	8/26/1994	10.7	10.7	0.3915	4.35	7856	66.5876%	Fecal		CFU/100 mL	200	283.2	86400	-	21,301.1
5439000	6/25/2003	10.7	10.7	0.3915	4.35	7856	66.5876%	Fecal		CFU/100 mL	200	283.2	86400	-	21,301.1
5439000	6/27/2003	10.7	10.7	0.3915	4.35	7856	66.5876%	Fecal		CFU/100 mL	200	283.2	86400	-	21,301.1
5439000	12/19/2003	10.7	10.7	0.3915	4.35	7856	66.5876%	Fecal		CFU/100 mL	200	283.2	86400	-	21,301.1
5439000	10/30/2004	10.7	10.7	0.3915	4.35	7856	66.5876%	Fecal		CFU/100 mL	200	283.2	86400	-	21,301.1
5439000	10/7/2007	10.7	10.7	0.3915	4.35	7856	66.5876%	Fecal		CFU/100 mL	200	283.2	86400	-	21,301.1
5439000	7/6/2008	10.7	10.7	0.3915	4.35	7856	66.5876%	Fecal		CFU/100 mL	200	283.2	86400	-	21,301.1
5439000	2/27/2013	10.7	10.7	0.3915	4.35	7856	66.5876%	Fecal		CFU/100 mL	200	283.2	86400	-	21,301.1
5439000	10/25/2018	10.7	10.7	0.3915	4.35	7856	66.5876%	Fecal		CFU/100 mL	200	283.2	86400	-	21,301.1
5439000	11/22/2018	10.7	10.7	0.3915	4.35	7856	66.5876%	Fecal		CFU/100 mL	200	283.2	86400	-	21,301.1
5439000	12/5/2020	10.7	10.7	0.3915	4.35	7856	66.5876%	Fecal		CFU/100 mL	200	283.2	86400	-	21,301.1
5439000	8/17/1994	10.6	10.6	0.3915	4.31	7868	66.6893%	Fecal		CFU/100 mL	200	283.2	86400	-	21,109.6
5439000	8/18/1994	10.6	10.6	0.3915	4.31	7868	66.6893%	Fecal		CFU/100 mL	200	283.2	86400	-	21,109.6
5439000	11/18/2001	10.6	10.6	0.3915	4.31	7868	66.6893%	Fecal		CFU/100 mL	200	283.2	86400	-	21,109.6
5439000	3/12/2003	10.6	10.6	0.3915	4.31	7868	66.6893%	Fecal		CFU/100 mL	200	283.2	86400	-	21,109.6
5439000	6/7/2005	10.6	10.6	0.3915	4.31	7868	66.6893%	Fecal		CFU/100 mL	200	283.2	86400	-	21,109.6
5439000	3/31/2006	10.6	10.6	0.3915	4.31	7868	66.6893%	Fecal		CFU/100 mL	200	283.2	86400	-	21,109.6
5439000	8/21/2010	10.6	10.6	0.3915	4.31	7868	66.6893%	Fecal		CFU/100 mL	200	283.2	86400	-	21,109.6
5439000	8/10/2014	10.6	10.6	0.3915	4.31	7868	66.6893%	Fecal		CFU/100 mL	200	283.2	86400	-	21,109.6
5439000	12/28/2014	10.6	10.6	0.3915	4.31	7868	66.6893%	Fecal		CFU/100 mL	200	283.2	86400	-	21,109.6
5439000	9/11/2015	10.6	10.6	0.3915	4.31	7868	66.6893%	Fecal		CFU/100 mL	200	283.2	86400	-	21,109.6
5439000	9/1/2018	10.6	10.6	0.3915	4.31	7868	66.6893%	Fecal		CFU/100 mL	200	283.2	86400	-	21,109.6
5439000	10/5/2001	10.5	10.5	0.3915	4.27	7879	66.7825%	Fecal		CFU/100 mL	200	283.2	86400	-	20,918.0
5439000	11/20/2001	10.5	10.5	0.3915	4.27	7879	66.7825%	Fecal		CFU/100 mL	200	283.2	86400	-	20,918.0
5439000	10/12/2007	10.5	10.5	0.3915	4.27	7879	66.7825%	Fecal		CFU/100 mL	200	283.2	86400	-	20,918.0
5439000	10/9/2009	10.5	10.5	0.3915	4.27	7879	66.7825%	Fecal		CFU/100 mL	200	283.2	86400	-	20,918.0
5439000	11/5/2011	10.5	10.5	0.3915	4.27	7879	66.7825%	Fecal		CFU/100 mL	200	283.2	86400	-	20,918.0
5439000	6/22/2012	10.5	10.5	0.3915	4.27	7879	66.7825%	Fecal		CFU/100 mL	200	283.2	86400	-	20,918.0
5439000	3/9/2013	10.5	10.5	0.3915	4.27	7879	66.7825%	Fecal		CFU/100 mL	200	283.2	86400	-	20,918.0
5439000	8/24/2013	10.5	10.5	0.3915	4.27	7879	66.7825%	Fecal		CFU/100 mL	200	283.2	86400	-	20,918.0
5439000	7/17/2016	10.5	10.5	0.3915	4.27	7879	66.7825%	Fecal		CFU/100 mL	200	283.2	86400	-	20,918.0
5439000	7/31/2021	10.5	10.5	0.3915	4.27	7879	66.7825%	Fecal		CFU/100 mL	200	283.2	86400	-	20,918.0
5439000	1/31/2006	10.4	10.4	0.3915	4.24	7889	66.8673%	Fecal		CFU/100 mL	200	283.2	86400	-	20,726.4
5439000	2/5/2013	10.4	10.4	0.3915	4.24	7889	66.8673%	Fecal		CFU/100 mL	200	283.2	86400	-	20,726.4
5439000	8/31/2015	10.4	10.4	0.3915	4.24	7889	66.8673%	Fecal		CFU/100 mL	200	283.2	86400	-	20,726.4
5439000	8/14/2017	10.4	10.4	0.3915	4.24	7889	66.8673%	Fecal		CFU/100 mL	200	283.2	86400	-	20,726.4
5439000	8/19/2017	10.4	10.4	0.3915	4.24	7889	66.8673%	Fecal		CFU/100 mL	200	283.2	86400	-	20,726.4
5439000	2/5/2021	10.4	10.4	0.3915	4.24	7889	66.8673%	Fecal		CFU/100 mL	200	283.2	86400	-	20,726.4
5439000	1/25/2022	10.4	10.4	0.3915	4.24	7889	66.8673%	Fecal		CFU/100 mL	200	283.2	86400	-	20,726.4
5439000	1/26/2022	10.4	10.4	0.3915	4.24	7889	66.8673%	Fecal		CFU/100 mL	200	283.2	86400	-	20,726.4
5439000	3/10/2022	27.8	27.8	0.1459	4.22	7897	66.9351%	Fecal		CFU/100 mL	200	283.2	86400	-	20,656.3
5439000	5/17/1994	10.3	10.3	0.3915	4.20	7898	66.9435%	Fecal		CFU/100 mL	200	283.2	86400	-	20,534.9
5439000	5/26/1994	10.3	10.3	0.3915	4.20	7898	66.9435%	Fecal		CFU/100 mL	200	283.2	86400	-	20,534.9
5439000	6/8/2005	10.3	10.3	0.3915	4.20	7898	66.9435%	Fecal		CFU/100 mL	200	283.2	86400	-	20,534.9
5439000	11/28/2006	10.3	10.3	0.3915	4.20	7898	66.9435%	Fecal		CFU/100 mL	200	283.2	86400	-	20,534.9
5439000	9/8/2009	10.3	10.3	0.3915	4.20	7898	66.9435%	Fecal		CFU/100 mL	200	283.2	86400	-	20,534.9
5439000	10/14/2011	10.3	10.3	0.3915	4.20	7898	66.9435%	Fecal		CFU/100 mL	200	283.2	86400	-	20,534.9
5439000	12/29/2014	10.3	10.3	0.3915	4.20	7898	66.9435%	Fecal		CFU/100 mL	200	283.2	86400	-	20,534.9
5439000	8/7/2015	10.3	10.3	0.3915	4.20	7898	66.9435%	Fecal		CFU/100 mL	200	283.2	86400	-	20,534.9
5439000	11/20/2016	10.3	10.3	0.3915	4.20	7898	66.9435%	Fecal		CFU/100 mL	200	283.2	86400	-	20,534.9
5439000	10/1/2018	10.3	10.3	0.3915	4.20	7898	66.9435%	Fecal		CFU/100 mL	200	283.2	86400	-	20,534.9
5439000	7/30/2019	10.3	10.3	0.3915	4.20	7898	66.9435%	Fecal		CFU/100 mL	200	283.2	86400	-	20,534.9
5439000	1/24/2022	10.3	10.3	0.3915	4.20	7898	66.9435%	Fecal		CFU/100 mL	200	283.2	86400	-	20,534.9
5439000	1/25/2002	10.2	10.2	0.3915	4.16	7910	67.0453%	Fecal		CFU/100 mL	200	283.2	86400	-	20,343.3
5439000	6/2/2005	10.2	10.2	0.3915	4.16	7910	67.0453%	Fecal		CFU/100 mL	200	283.2	86400	-	20,343.3
5439000	7/8/2006	10.2	10.2	0.3915	4.16	7910	67.0453%	Fecal		CFU/100 mL	200	283.2	86400	-	20,343.3
5439000	12/4/2007	10.2	10.2	0.3915	4.16	7910	67.0453%	Fecal		CFU/100 mL	200	283.2	86400	-	20,343.3
5439000	7/31/2009	10.2	10.2	0.3915	4.16	7910	67.0453%	Fecal		CFU/100 mL	200	283.2	86400	-	20,343.3
5439000	9/17/2012	10.2	10.2	0.3915	4.16	7910	67.0453%	Fecal		CFU/100 mL	200	283.2	86400	-	20,343.3
5439000	7/31/2014	10.2	10.2	0.3915	4.16	7910	67.0453%	Fecal		CFU/100 mL	200	283.2	86400	-	20,343.3
5439000	7/16/2016	10.2	10.2	0.3915	4.16	7910	67.0453%	Fecal		CFU/100 mL	200	283.2	86400	-	20,343.3
5439000	8/21/2016	10.2	10.2	0.3915	4.16	7910	67.0453%	Fecal		CFU/100 mL	200	283.2	86400	-	20,343.3
5439000	7/25/2018	10.2	10.2	0.3915	4.16	7910	67.0453%	Fecal		CFU/100 mL	200	283.2	86400	-	20,343.3
5439000	11/3/2018	10.2	10.2	0.3915	4.16	7910	67.0453%	Fecal		CFU/100 mL	200	283.2	86400	-	20,343.3
5439000	8/6/2019	10.2	10.2	0.3915	4.16	7910	67.0453%	Fecal		CFU/100 mL	200	283.2	86400	-	20,343.3
5439000	2/26/2021	10.2	10.2	0.3915	4.16	7910	67.0453%	Fecal		CFU/100 mL	200	283.2	86400	-	20,343.3
5439000	10/12/2021	10.2	10.2	0.3915	4.16	7910	67.0453%	Fecal		CFU/100 mL	200	283.2	86400	-	20,343.3
5439000	8/23/1994	10.1	10.1	0.3915	4.12	7924	67.1639%	Fecal		CFU/100 mL	200	283.2	86400	-	20,151.7
5439000	11/23/2001	10.1	10.1	0.3915	4.12	7924	67.1639%	Fecal		CFU/100 mL	200	283.2	86400	-	20,151.7
5439000	2/2/2002	10.1	10.1	0.3915	4.12	7924	67.1639%	Fecal		CFU/100 mL	200	283.2	86400	-	20,151.7
5439000	2/8/2002	10.1	10.1	0.3915	4.12	7924	67.1639%	Fecal		CFU/100 mL	200	283.2	86400	-	20,151.7
5439000	10/10/2009	10.1	10.1	0.3915	4.12	7924	67.1639%	Fecal		CFU/100 mL	200	283.2	86400	-	20,151.7
5439000	11/7/2011	10.1	10.1	0.3915	4.12	7924	67.1639%	Fecal		CFU/100 mL	200	283.2	86400	-	20,151.7
5439000	6/6/2014	10.1	10.1	0.3915	4.12	7924	67.1639%	Fecal		CFU/100 mL	200	283.2	86400	-	20,151.7
5439000	8/7/2018	10.1	10.1	0.3915	4.12	7924	67.1639%	Fecal		CFU/100 mL	200	283.2	86400	-	20,151.7
5439000	2/12/2022	10.1	10.1	0.3915	4.12	7924	67.1639%	Fecal		CFU/100 mL	200	283.2	86400	-	20,151.7
5439000	7/8/1991	10	10	0.3915	4.08	7933	67.2402%	Fecal		CFU/100 mL	200	283.2	86400	-	19,960.1
5439000	7/12/1992	10	10	0.3915	4.08	7933	67.2402%	Fecal		CFU/100 mL	200	283.2	86400	-	19,960.1
5439000	7/15/1992	10	10	0.3915	4.08	7933	67.2402%	Fecal		CFU/100 mL	200	283.2	86400	-	19,960.1
5439000	10/22/1992	10	10	0.3915	4.08	7933	67.2402%	Fecal		CFU/100 mL	200	283.2	86400	-	19,960.1
5439000	7/27/1995	10	10	0.3915	4.08	7933	67.2402%	Fecal		CFU/100 mL	200	283.2	86400	-	19,960.1
5439000	12/22/1995	10	10	0.3915	4.08	7933	67.2402%	Fecal		CFU/100 mL	200	283.2	86400	-	19,960.1

Gage ID	Date	Discharge (CFS)	Gage Discharge (less Surrogate NPDES) (CFS)	Watershed Area Ratio	Calculated flow (CFS)	Rank	Flow Exceedance %	Parameter	Results	Units (mg or micro_gram	Limit/Standard	100mL/CF	sec/day	Actual Load (million colonies/day)	Allowable Load (million colonies/day)
5439000	1/12/1996	10	10	0.3915	4.08	7933	67.2402%	Fecal		CFU/100 mL	200	283.2	86400	-	19,960.1
5439000	1/13/1996	10	10	0.3915	4.08	7933	67.2402%	Fecal		CFU/100 mL	200	283.2	86400	-	19,960.1
5439000	3/7/1996	10	10	0.3915	4.08	7933	67.2402%	Fecal		CFU/100 mL	200	283.2	86400	-	19,960.1
5439000	10/6/1998	10	10	0.3915	4.08	7933	67.2402%	Fecal		CFU/100 mL	200	283.2	86400	-	19,960.1
5439000	12/30/1998	10	10	0.3915	4.08	7933	67.2402%	Fecal		CFU/100 mL	200	283.2	86400	-	19,960.1
5439000	12/7/1999	10	10	0.3915	4.08	7933	67.2402%	Fecal		CFU/100 mL	200	283.2	86400	-	19,960.1
5439000	7/28/2000	10	10	0.3915	4.08	7933	67.2402%	Fecal		CFU/100 mL	200	283.2	86400	-	19,960.1
5439000	8/13/2000	10	10	0.3915	4.08	7933	67.2402%	Fecal		CFU/100 mL	200	283.2	86400	-	19,960.1
5439000	8/18/2000	10	10	0.3915	4.08	7933	67.2402%	Fecal		CFU/100 mL	200	283.2	86400	-	19,960.1
5439000	9/27/2000	10	10	0.3915	4.08	7933	67.2402%	Fecal		CFU/100 mL	200	283.2	86400	-	19,960.1
5439000	10/23/2000	10	10	0.3915	4.08	7933	67.2402%	Fecal		CFU/100 mL	200	283.2	86400	-	19,960.1
5439000	11/2/2000	10	10	0.3915	4.08	7933	67.2402%	Fecal		CFU/100 mL	200	283.2	86400	-	19,960.1
5439000	12/12/2000	10	10	0.3915	4.08	7933	67.2402%	Fecal		CFU/100 mL	200	283.2	86400	-	19,960.1
5439000	12/16/2000	10	10	0.3915	4.08	7933	67.2402%	Fecal		CFU/100 mL	200	283.2	86400	-	19,960.1
5439000	1/11/2001	10	10	0.3915	4.08	7933	67.2402%	Fecal		CFU/100 mL	200	283.2	86400	-	19,960.1
5439000	1/12/2001	10	10	0.3915	4.08	7933	67.2402%	Fecal		CFU/100 mL	200	283.2	86400	-	19,960.1
5439000	1/13/2001	10	10	0.3915	4.08	7933	67.2402%	Fecal		CFU/100 mL	200	283.2	86400	-	19,960.1
5439000	7/9/2001	10	10	0.3915	4.08	7933	67.2402%	Fecal		CFU/100 mL	200	283.2	86400	-	19,960.1
5439000	12/17/2004	10	10	0.3915	4.08	7933	67.2402%	Fecal		CFU/100 mL	200	283.2	86400	-	19,960.1
5439000	6/3/2005	10	10	0.3915	4.08	7933	67.2402%	Fecal		CFU/100 mL	200	283.2	86400	-	19,960.1
5439000	3/22/2006	10	10	0.3915	4.08	7933	67.2402%	Fecal		CFU/100 mL	200	283.2	86400	-	19,960.1
5439000	10/13/2007	10	10	0.3915	4.08	7933	67.2402%	Fecal		CFU/100 mL	200	283.2	86400	-	19,960.1
5439000	2/2/2011	10	10	0.3915	4.08	7933	67.2402%	Fecal		CFU/100 mL	200	283.2	86400	-	19,960.1
5439000	2/11/2011	10	10	0.3915	4.08	7933	67.2402%	Fecal		CFU/100 mL	200	283.2	86400	-	19,960.1
5439000	8/14/2011	10	10	0.3915	4.08	7933	67.2402%	Fecal		CFU/100 mL	200	283.2	86400	-	19,960.1
5439000	8/27/2011	10	10	0.3915	4.08	7933	67.2402%	Fecal		CFU/100 mL	200	283.2	86400	-	19,960.1
5439000	11/6/2011	10	10	0.3915	4.08	7933	67.2402%	Fecal		CFU/100 mL	200	283.2	86400	-	19,960.1
5439000	11/24/2020	10	10	0.3915	4.08	7933	67.2402%	Fecal		CFU/100 mL	200	283.2	86400	-	19,960.1
5439000	12/12/2021	10	10	0.3915	4.08	7933	67.2402%	Fecal		CFU/100 mL	200	283.2	86400	-	19,960.1
5439000	3/28/2006	9.99	9.99	0.3915	4.07	7968	67.5369%	Fecal		CFU/100 mL	200	283.2	86400	-	19,941.0
5439000	10/10/2007	9.99	9.99	0.3915	4.07	7968	67.5369%	Fecal		CFU/100 mL	200	283.2	86400	-	19,941.0
5439000	8/4/2011	9.99	9.99	0.3915	4.07	7968	67.5369%	Fecal		CFU/100 mL	200	283.2	86400	-	19,941.0
5439000	8/11/2011	9.98	9.98	0.3915	4.07	7971	67.5623%	Fecal		CFU/100 mL	200	283.2	86400	-	19,921.8
5439000	1/12/2014	9.98	9.98	0.3915	4.07	7971	67.5623%	Fecal		CFU/100 mL	200	283.2	86400	-	19,921.8
5439000	8/10/2020	9.98	9.98	0.3915	4.07	7971	67.5623%	Fecal		CFU/100 mL	200	283.2	86400	-	19,921.8
5439000	10/23/2012	9.97	9.97	0.3915	4.07	7974	67.5877%	Fecal		CFU/100 mL	200	283.2	86400	-	19,902.7
5439000	12/30/2014	9.96	9.96	0.3915	4.06	7975	67.5962%	Fecal		CFU/100 mL	200	283.2	86400	-	19,883.5
5439000	11/21/2001	9.95	9.95	0.3915	4.06	7976	67.6047%	Fecal		CFU/100 mL	200	283.2	86400	-	19,864.3
5439000	10/11/2007	9.95	9.95	0.3915	4.06	7976	67.6047%	Fecal		CFU/100 mL	200	283.2	86400	-	19,864.3
5439000	6/9/2005	9.92	9.92	0.3915	4.05	7978	67.6216%	Fecal		CFU/100 mL	200	283.2	86400	-	19,806.9
5439000	12/6/2020	9.91	9.91	0.3915	4.04	7979	67.6301%	Fecal		CFU/100 mL	200	283.2	86400	-	19,787.7
5439000	7/6/1992	9.9	9.9	0.3915	4.04	7980	67.6386%	Fecal		CFU/100 mL	200	283.2	86400	-	19,768.6
5439000	7/11/1997	9.9	9.9	0.3915	4.04	7980	67.6386%	Fecal		CFU/100 mL	200	283.2	86400	-	19,768.6
5439000	12/31/1998	9.9	9.9	0.3915	4.04	7980	67.6386%	Fecal		CFU/100 mL	200	283.2	86400	-	19,768.6
5439000	10/29/2000	9.9	9.9	0.3915	4.04	7980	67.6386%	Fecal		CFU/100 mL	200	283.2	86400	-	19,768.6
5439000	1/22/2001	9.9	9.9	0.3915	4.04	7980	67.6386%	Fecal		CFU/100 mL	200	283.2	86400	-	19,768.6
5439000	9/25/2001	9.9	9.9	0.3915	4.04	7980	67.6386%	Fecal		CFU/100 mL	200	283.2	86400	-	19,768.6
5439000	9/5/2012	9.9	9.9	0.3915	4.04	7980	67.6386%	Fecal		CFU/100 mL	200	283.2	86400	-	19,768.6
5439000	11/19/2004	9.87	9.87	0.3915	4.03	7987	67.6979%	Fecal		CFU/100 mL	200	283.2	86400	-	19,711.1
5439000	11/8/2015	9.87	9.87	0.3915	4.03	7987	67.6979%	Fecal		CFU/100 mL	200	283.2	86400	-	19,711.1
5439000	1/4/2021	9.87	9.87	0.3915	4.03	7987	67.6979%	Fecal		CFU/100 mL	200	283.2	86400	-	19,711.1
5439000	1/23/2022	9.87	9.87	0.3915	4.03	7987	67.6979%	Fecal		CFU/100 mL	200	283.2	86400	-	19,711.1
5439000	10/26/2010	9.84	9.84	0.3915	4.02	7991	67.7318%	Fecal		CFU/100 mL	200	283.2	86400	-	19,653.6
5439000	11/25/2016	9.84	9.84	0.3915	4.02	7991	67.7318%	Fecal		CFU/100 mL	200	283.2	86400	-	19,653.6
5439000	8/15/2017	9.82	9.82	0.3915	4.01	7993	67.7488%	Fecal		CFU/100 mL	200	283.2	86400	-	19,615.3
5439000	10/13/1992	9.8	9.8	0.3915	4.00	7994	67.7572%	Fecal		CFU/100 mL	200	283.2	86400	-	19,577.0
5439000	10/18/1992	9.8	9.8	0.3915	4.00	7994	67.7572%	Fecal		CFU/100 mL	200	283.2	86400	-	19,577.0
5439000	10/14/1994	9.8	9.8	0.3915	4.00	7994	67.7572%	Fecal		CFU/100 mL	200	283.2	86400	-	19,577.0
5439000	10/15/1994	9.8	9.8	0.3915	4.00	7994	67.7572%	Fecal		CFU/100 mL	200	283.2	86400	-	19,577.0
5439000	1/11/1996	9.8	9.8	0.3915	4.00	7994	67.7572%	Fecal		CFU/100 mL	200	283.2	86400	-	19,577.0
5439000	1/14/1996	9.8	9.8	0.3915	4.00	7994	67.7572%	Fecal		CFU/100 mL	200	283.2	86400	-	19,577.0
5439000	7/29/2000	9.8	9.8	0.3915	4.00	7994	67.7572%	Fecal		CFU/100 mL	200	283.2	86400	-	19,577.0
5439000	7/30/2000	9.8	9.8	0.3915	4.00	7994	67.7572%	Fecal		CFU/100 mL	200	283.2	86400	-	19,577.0
5439000	12/15/2000	9.8	9.8	0.3915	4.00	7994	67.7572%	Fecal		CFU/100 mL	200	283.2	86400	-	19,577.0
5439000	7/19/2004	9.8	9.8	0.3915	4.00	7994	67.7572%	Fecal		CFU/100 mL	200	283.2	86400	-	19,577.0
5439000	8/7/2011	9.76	9.76	0.3915	3.98	8004	67.8420%	Fecal		CFU/100 mL	200	283.2	86400	-	19,500.4
5439000	10/5/2014	9.76	9.76	0.3915	3.98	8004	67.8420%	Fecal		CFU/100 mL	200	283.2	86400	-	19,500.4
5439000	4/4/2003	9.75	9.75	0.3915	3.98	8006	67.8590%	Fecal		CFU/100 mL	200	283.2	86400	-	19,481.2
5439000	10/3/2011	9.73	9.73	0.3915	3.97	8007	67.8674%	Fecal		CFU/100 mL	200	283.2	86400	-	19,442.9
5439000	7/26/2013	9.73	9.73	0.3915	3.97	8007	67.8674%	Fecal		CFU/100 mL	200	283.2	86400	-	19,442.9
5439000	12/14/2014	9.73	9.73	0.3915	3.97	8007	67.8674%	Fecal		CFU/100 mL	200	283.2	86400	-	19,442.9
5439000	5/21/1994	9.72	9.72	0.3915	3.97	8010	67.8929%	Fecal		CFU/100 mL	200	283.2	86400	-	19,423.7
5439000	5/18/1994	9.71	9.71	0.3915	3.97	8011	67.9013%	Fecal		CFU/100 mL	200	283.2	86400	-	19,404.6
5439000	12/5/2004	9.71	9.71	0.3915	3.97	8011	67.9013%	Fecal		CFU/100 mL	200	283.2	86400	-	19,404.6
5439000	11/5/1991	9.7	9.7	0.3915	3.96	8013	67.9183%	Fecal		CFU/100 mL	200	283.2	86400	-	19,385.4
5439000	10/5/2009	9.7	9.7	0.3915	3.96	8013	67.9183%	Fecal		CFU/100 mL	200	283.2	86400	-	19,385.4
5439000	8/30/2014	9.7	9.7	0.3915	3.96	8013	67.9183%	Fecal		CFU/100 mL	200	283.2	86400	-	19,385.4
5439000	7/21/2011	9.69	9.69	0.3915	3.96	8016	67.9437%	Fecal		CFU/100 mL	200	283.2	86400	-	19,366.3
5439000	2/25/2021	9.68	9.68	0.3915	3.95	8017	67.9522%	Fecal		CFU/100 mL	200	283.2	86400	-	19,347.1
5439000	12/3/2004	9.67	9.67	0.3915	3.95	8018	67.9607%	Fecal		CFU/100 mL	200	283.2	86400	-	19,327.9
5439000	11/13/2006	9.67	9.67	0.3915	3.95	8018	67.9607%	Fecal		CFU/100 mL	200	283.2	86400	-	19,327.9
5439000	7/8/2012	9.67	9.67	0.3915	3.95	8018	67.9607%	Fecal		CFU/100 mL	200	283.2	86400	-	19,327.9
5439000	12/31/2014	9.67	9.67	0.3915	3.95	8018	67.9607%	Fecal		CFU/100 mL	200	283.2	86400	-	19,327.9
5439000	10/27/2007	9.66	9.66	0.3915	3.95	8022	67.9946%	Fecal		CFU/100 mL	200	283.2	86400	-	19,308.8
5439000	7/24/1994	9.65	9.65	0.3915	3.94	8023	68.0031%	Fecal		CFU/100 mL	200	283.2	86400	-	19,289.6
5439000	7/8/2007	9.65	9.65	0.3915	3.94	8023	68.0031%	Fecal		CFU/100 mL	200	283.2	86400	-	19,289.6
5439000	10/21/2007	9.64	9.64	0.3915	3.94	8025	68.0200%	Fecal		CFU/100 mL	200	283.2	86400	-	19,270.5
5439000	6/23/2012	9.64	9.64	0.3915	3.94	8025	68.0200%	Fecal		CFU/100 mL	200	283.2	86400	-	19,270.5
5439000	8/25/2014	9.64	9.64	0.3915	3.94	8025	68.0200%	Fecal		CFU/100 mL	200	283.2	86400	-	19,270.5
5439000	9/24/2016	9.63	9.63	0.3915	3.93	8028	68.0454%	Fecal		CFU/100 mL	200	283.2	86400	-	19,251.3
5439000	1/26/2002	9.61	9.61	0.3915	3.93	8029	68.0539%	Fecal		CFU/100 mL	200	283.2	86400	-	19,213.0
5439000	1/22/2022	9.61	9.61	0.3915	3.93	8029	68.0539%	Fecal		CFU/100 mL	200	283.2	86400	-	19,213.0
5439000	10/19/1992	9.6	9.6	0.3915	3.92	8031	68.0709%	Fecal		CFU/100 mL	200	283.2	86400	-	19,193.8
5439000	3/14/1996	9.6	9.6	0.3915	3.92	8031	68.0709%	Fecal		CFU/100 mL	200	283.2	86400	-	19,193.8
5439000	9/10/1996	9.6	9.6	0.3915	3.92	8031	68.0709%	Fecal		CFU/100 mL	200	283.2	86400	-	19,193.8
5439000	1/16/1999	9.6	9.6	0.3915	3.92	8031	68.0709%	Fecal		CFU/100 mL	200	283.2	86400	-	19,193.8
5439000	1/17/1999	9.6	9.6	0.3915	3.92	8031	68.0709%	Fecal		CFU/100 mL	200	283.2	86400	-	19,193.8
5439000	1/18/1999	9.6	9.6	0.3915	3.92	8031	68.0709%	Fecal		CFU/100 mL	200	283.2	86400	-	19,193.8
5439000	1/19/1999	9.6	9.6	0.3915	3.92	8031	68.0709%	Fecal		CFU/100 mL	200	283.2	86400	-	19,193.8
5439000	10/31/2000	9.6	9.6	0.3915	3.92	8031	68.0709%	Fecal		CFU/100 mL	200	283.2	86400	-	19,193.8
5439000	12/14/2000	9.6	9.6	0.3915	3.92	8031	68.0709%	Fecal		CFU/100 mL	200	283.2	86400	-	19,193.8
5439000	12/18/2000	9.6	9.6	0.3915	3.92	8031	68.0709%	Fecal		CFU/100 mL	200	283.2	86400	-	19,193.8
5439000	1/23/2001	9.6	9.6	0.3915	3.92	8031	68.0709%	Fecal		CFU/100 mL	200	283.2	86400	-	19,193.8
5439000	1/24/2001	9.6	9.6	0.3915	3.92	8031	68.0709%	Fecal		CFU/100 mL	200	283.2	86400	-	19,193.8
5439000	2/3/2002	9.6	9.6	0.3915	3.92	8031	68.0709%	Fecal		CFU/100 mL	200	283.2	86400	-	19,193.8
5439000	1/21/2002	9.58	9.58	0.3915	3.91	8044	68.1810%	Fecal		CFU/100 mL	200	283.2	86400	-	19,155.5
5439000	12/28/2003	9.58	9.58	0.3915	3.91	8044	68.1810%	Fecal		CFU/100 mL	200	283.2	86400	-	19,155.5
5439000	9/9/2009	9.58	9.58	0.3915	3.91	8044	68.1810%	Fecal		CFU/100 mL	200	283.2	86400	-	19,155.5
5439000	9/18/2006	9.57	9.57	0.3915	3.91	8047	68.2065%	Fecal		CFU/100 mL	200	283.2	86400	-	19,136.4
5439000	9/22/2015	9.56	9.56	0.3915	3.91	8048	68.2150%	Fecal		CFU/100 mL	200	283.2	86400	-	19,117.2
5439000	1/27/2022	9.56	9.56	0.3915	3.91	8048	68.2150%	Fecal		CFU/100 mL	200	283.2	86400	-	19,117.2
5439000	5/22/1994	9.52	9.52	0.3915	3.89	8050	68.2319%	Fecal		CFU/100 mL	200	283.2	86400	-	19,040.6
5439000	1/31/2002	9.52	9.52	0.3915	3.89	8050	68.2319%	Fecal		CFU/100 mL	200	283.2	86400	-	19,040.6
5439000	11/22/2001	9.51	9.51	0.3915	3.89	8052	68.2489%	Fecal		CFU/100 mL	200	283.2	86400	-	19,021.4
5439000	11/7/2020	9.51	9.51	0.3915	3.89	8052	68.2489%	Fecal		CFU/100 mL	200	283.2	86400	-	19,021.4
5439000	9/15/1991	9.5	9.5	0.3915	3.88	8054	68.2658%	Fecal		CFU/100 mL	200	283.2	86400	-	19,002.3
5439000	10/20/1992	9.5	9.5	0.3915	3.88	8054	68.2658%	Fecal		CFU/100 mL	200	283.2	86400	-	19,002.3
5439000	1/1/1996	9.5	9.5	0.3915	3.88	8054	68.2658%	Fecal		CFU/100 mL	200	283.2	86400	-	19,002.3
5439000	2/20/1996	9.5	9.5	0.3915	3.88	8054	68.2658%	Fecal		CFU/100 mL	200	283.2	86400	-	19,002.3
5439000	3/8/1996	9.5	9.5	0.3915	3.88	8054	68.2658%	Fecal		CFU/100 mL	200	283.2	86400	-	19,002.3
5439000	4/12/1996	9.5	9.5	0.3915	3.88	8054	68.2658%	Fecal		CFU/100 mL	200	283.2	86400	-	19,002.3
5439000	1/1/1999	9.5	9.5	0.3915	3.88	8054	68.2658%	Fecal		CFU/100 mL	200	283.2	86400	-	19,002.3
5439000	1/8/1999	9.5	9.5	0.3915	3.88	8054	68.2658%	Fecal		CFU/100 mL	200	283.2	86400	-	19,002.3
5439000	1/9/1999	9.5	9.5	0.3915	3.88	8054	68.2658%	Fecal		CFU/100 mL	200	283.2	86400	-	19,002.3
5439000	1/10/1999	9.5	9.5	0.3915	3.88	8054	68.2658%	Fecal		CFU/100 mL	200	283.2	86400	-	19,002.3
5439000	1/11/1999	9.5	9.5	0.3915	3.88	8054	68.2658%	Fecal		CFU/100 mL	200	283.2	86400	-	19,002.3

Gage ID	Date	Discharge (CFS)	Gage Discharge (less Surrogate NPDES) (CFS)	Watershed Area Ratio	Calculated flow (CFS)	Rank	Flow Exceedance %	Parameter	Results	Units (mg or micro_gram	Limit/Standard	100mL/CF	sec/day	Actual Load (million colonies/day)	Allowable Load (million colonies/day)
5439000	1/12/1999	9.5	9.5	0.3915	3.88	8054	68.2658%	Fecal		CFU/100 mL	200	283.2	86400	-	19,002.3
5439000	1/13/1999	9.5	9.5	0.3915	3.88	8054	68.2658%	Fecal		CFU/100 mL	200	283.2	86400	-	19,002.3
5439000	1/14/1999	9.5	9.5	0.3915	3.88	8054	68.2658%	Fecal		CFU/100 mL	200	283.2	86400	-	19,002.3
5439000	1/15/1999	9.5	9.5	0.3915	3.88	8054	68.2658%	Fecal		CFU/100 mL	200	283.2	86400	-	19,002.3
5439000	7/15/1999	9.5	9.5	0.3915	3.88	8054	68.2658%	Fecal		CFU/100 mL	200	283.2	86400	-	19,002.3
5439000	7/17/1999	9.5	9.5	0.3915	3.88	8054	68.2658%	Fecal		CFU/100 mL	200	283.2	86400	-	19,002.3
5439000	10/30/2000	9.5	9.5	0.3915	3.88	8054	68.2658%	Fecal		CFU/100 mL	200	283.2	86400	-	19,002.3
5439000	12/13/2000	9.5	9.5	0.3915	3.88	8054	68.2658%	Fecal		CFU/100 mL	200	283.2	86400	-	19,002.3
5439000	1/8/2001	9.5	9.5	0.3915	3.88	8054	68.2658%	Fecal		CFU/100 mL	200	283.2	86400	-	19,002.3
5439000	2/6/2011	9.5	9.5	0.3915	3.88	8054	68.2658%	Fecal		CFU/100 mL	200	283.2	86400	-	19,002.3
5439000	11/12/2006	9.49	9.49	0.3915	3.88	8075	68.4438%	Fecal		CFU/100 mL	200	283.2	86400	-	18,983.1
5439000	8/22/2010	9.49	9.49	0.3915	3.88	8075	68.4438%	Fecal		CFU/100 mL	200	283.2	86400	-	18,983.1
5439000	1/22/2002	9.48	9.48	0.3915	3.88	8077	68.4608%	Fecal		CFU/100 mL	200	283.2	86400	-	18,964.0
5439000	5/20/1994	9.47	9.47	0.3915	3.87	8078	68.4692%	Fecal		CFU/100 mL	200	283.2	86400	-	18,944.8
5439000	8/1/2008	9.47	9.47	0.3915	3.87	8078	68.4692%	Fecal		CFU/100 mL	200	283.2	86400	-	18,944.8
5439000	8/13/2014	9.47	9.47	0.3915	3.87	8078	68.4692%	Fecal		CFU/100 mL	200	283.2	86400	-	18,944.8
5439000	10/30/2006	9.46	9.46	0.3915	3.87	8081	68.4947%	Fecal		CFU/100 mL	200	283.2	86400	-	18,925.6
5439000	8/23/2009	9.46	9.46	0.3915	3.87	8081	68.4947%	Fecal		CFU/100 mL	200	283.2	86400	-	18,925.6
5439000	11/6/2020	9.46	9.46	0.3915	3.87	8081	68.4947%	Fecal		CFU/100 mL	200	283.2	86400	-	18,925.6
5439000	1/1/2015	9.45	9.45	0.3915	3.86	8084	68.5201%	Fecal		CFU/100 mL	200	283.2	86400	-	18,906.5
5439000	12/30/2017	9.45	9.45	0.3915	3.86	8084	68.5201%	Fecal		CFU/100 mL	200	283.2	86400	-	18,906.5
5439000	10/31/2021	9.45	9.45	0.3915	3.86	8084	68.5201%	Fecal		CFU/100 mL	200	283.2	86400	-	18,906.5
5439000	9/10/1990	9.4	9.4	0.3915	3.84	8087	68.5455%	Fecal		CFU/100 mL	200	283.2	86400	-	18,810.7
5439000	10/14/1992	9.4	9.4	0.3915	3.84	8087	68.5455%	Fecal		CFU/100 mL	200	283.2	86400	-	18,810.7
5439000	10/16/1994	9.4	9.4	0.3915	3.84	8087	68.5455%	Fecal		CFU/100 mL	200	283.2	86400	-	18,810.7
5439000	12/31/1995	9.4	9.4	0.3915	3.84	8087	68.5455%	Fecal		CFU/100 mL	200	283.2	86400	-	18,810.7
5439000	4/13/1996	9.4	9.4	0.3915	3.84	8087	68.5455%	Fecal		CFU/100 mL	200	283.2	86400	-	18,810.7
5439000	4/14/1996	9.4	9.4	0.3915	3.84	8087	68.5455%	Fecal		CFU/100 mL	200	283.2	86400	-	18,810.7
5439000	11/1/2000	9.4	9.4	0.3915	3.84	8087	68.5455%	Fecal		CFU/100 mL	200	283.2	86400	-	18,810.7
5439000	1/7/2001	9.4	9.4	0.3915	3.84	8087	68.5455%	Fecal		CFU/100 mL	200	283.2	86400	-	18,810.7
5439000	1/13/2018	9.4	9.4	0.3915	3.84	8087	68.5455%	Fecal		CFU/100 mL	200	283.2	86400	-	18,810.7
5439000	7/25/2013	9.38	9.38	0.3915	3.84	8096	68.6218%	Fecal		CFU/100 mL	200	283.2	86400	-	18,772.4
5439000	11/8/2013	9.37	9.37	0.3915	3.83	8097	68.6303%	Fecal		CFU/100 mL	200	283.2	86400	-	18,753.2
5439000	11/21/2016	9.36	9.36	0.3915	3.83	8098	68.6388%	Fecal		CFU/100 mL	200	283.2	86400	-	18,734.1
5439000	7/20/2012	9.35	9.35	0.3915	3.82	8099	68.6472%	Fecal		CFU/100 mL	200	283.2	86400	-	18,714.9
5439000	8/1/2009	9.33	9.33	0.3915	3.82	8100	68.6557%	Fecal		CFU/100 mL	200	283.2	86400	-	18,676.6
5439000	6/20/1992	9.3	9.3	0.3915	3.80	8101	68.6642%	Fecal		CFU/100 mL	200	283.2	86400	-	18,619.1
5439000	10/24/1992	9.3	9.3	0.3915	3.80	8101	68.6642%	Fecal		CFU/100 mL	200	283.2	86400	-	18,619.1
5439000	10/24/1995	9.3	9.3	0.3915	3.80	8101	68.6642%	Fecal		CFU/100 mL	200	283.2	86400	-	18,619.1
5439000	12/23/1995	9.3	9.3	0.3915	3.80	8101	68.6642%	Fecal		CFU/100 mL	200	283.2	86400	-	18,619.1
5439000	7/26/1998	9.3	9.3	0.3915	3.80	8101	68.6642%	Fecal		CFU/100 mL	200	283.2	86400	-	18,619.1
5439000	1/9/2001	9.3	9.3	0.3915	3.80	8101	68.6642%	Fecal		CFU/100 mL	200	283.2	86400	-	18,619.1
5439000	10/11/2009	9.3	9.3	0.3915	3.80	8101	68.6642%	Fecal		CFU/100 mL	200	283.2	86400	-	18,619.1
5439000	8/10/2009	9.27	9.27	0.3915	3.79	8108	68.7235%	Fecal		CFU/100 mL	200	283.2	86400	-	18,561.7
5439000	10/14/2021	9.27	9.27	0.3915	3.79	8108	68.7235%	Fecal		CFU/100 mL	200	283.2	86400	-	18,561.7
5439000	3/1/2013	9.26	9.26	0.3915	3.79	8110	68.7405%	Fecal		CFU/100 mL	200	283.2	86400	-	18,542.5
5439000	8/11/2021	9.26	9.26	0.3915	3.79	8110	68.7405%	Fecal		CFU/100 mL	200	283.2	86400	-	18,542.5
5439000	8/2/1994	9.25	9.25	0.3915	3.79	8112	68.7574%	Fecal		CFU/100 mL	200	283.2	86400	-	18,523.3
5439000	8/7/2008	9.25	9.25	0.3915	3.79	8112	68.7574%	Fecal		CFU/100 mL	200	283.2	86400	-	18,523.3
5439000	11/5/2014	9.25	9.25	0.3915	3.79	8112	68.7574%	Fecal		CFU/100 mL	200	283.2	86400	-	18,523.3
5439000	4/5/2003	9.24	9.24	0.3915	3.78	8115	68.7828%	Fecal		CFU/100 mL	200	283.2	86400	-	18,504.2
5439000	12/13/2014	9.24	9.24	0.3915	3.78	8115	68.7828%	Fecal		CFU/100 mL	200	283.2	86400	-	18,504.2
5439000	9/7/2016	9.24	9.24	0.3915	3.78	8115	68.7828%	Fecal		CFU/100 mL	200	283.2	86400	-	18,504.2
5439000	11/27/2016	9.24	9.24	0.3915	3.78	8115	68.7828%	Fecal		CFU/100 mL	200	283.2	86400	-	18,504.2
5439000	8/2/2009	9.23	9.23	0.3915	3.78	8119	68.8167%	Fecal		CFU/100 mL	200	283.2	86400	-	18,485.0
5439000	9/1/2013	9.22	9.22	0.3915	3.77	8120	68.8252%	Fecal		CFU/100 mL	200	283.2	86400	-	18,465.9
5439000	8/3/2014	9.21	9.21	0.3915	3.77	8121	68.8337%	Fecal		CFU/100 mL	200	283.2	86400	-	18,446.7
5439000	10/7/1991	9.2	9.2	0.3915	3.77	8122	68.8422%	Fecal		CFU/100 mL	200	283.2	86400	-	18,427.5
5439000	7/13/1992	9.2	9.2	0.3915	3.77	8122	68.8422%	Fecal		CFU/100 mL	200	283.2	86400	-	18,427.5
5439000	7/29/1992	9.2	9.2	0.3915	3.77	8122	68.8422%	Fecal		CFU/100 mL	200	283.2	86400	-	18,427.5
5439000	2/21/1996	9.2	9.2	0.3915	3.77	8122	68.8422%	Fecal		CFU/100 mL	200	283.2	86400	-	18,427.5
5439000	4/4/1996	9.2	9.2	0.3915	3.77	8122	68.8422%	Fecal		CFU/100 mL	200	283.2	86400	-	18,427.5
5439000	7/19/1999	9.2	9.2	0.3915	3.77	8122	68.8422%	Fecal		CFU/100 mL	200	283.2	86400	-	18,427.5
5439000	12/31/2017	9.2	9.2	0.3915	3.77	8122	68.8422%	Fecal		CFU/100 mL	200	283.2	86400	-	18,427.5
5439000	6/10/2005	9.19	9.19	0.3915	3.76	8129	68.9015%	Fecal		CFU/100 mL	200	283.2	86400	-	18,408.4
5439000	1/27/2002	9.18	9.18	0.3915	3.76	8130	68.9100%	Fecal		CFU/100 mL	200	283.2	86400	-	18,389.2
5439000	1/29/2009	9.18	9.18	0.3915	3.76	8130	68.9100%	Fecal		CFU/100 mL	200	283.2	86400	-	18,389.2
5439000	2/3/2009	9.18	9.18	0.3915	3.76	8130	68.9100%	Fecal		CFU/100 mL	200	283.2	86400	-	18,389.2
5439000	10/6/2009	9.18	9.18	0.3915	3.76	8130	68.9100%	Fecal		CFU/100 mL	200	283.2	86400	-	18,389.2
5439000	7/17/2017	9.18	9.18	0.3915	3.76	8130	68.9100%	Fecal		CFU/100 mL	200	283.2	86400	-	18,389.2
5439000	1/2/2015	9.16	9.16	0.3915	3.75	8135	68.9524%	Fecal		CFU/100 mL	200	283.2	86400	-	18,350.9
5439000	1/1/2018	9.16	9.16	0.3915	3.75	8135	68.9524%	Fecal		CFU/100 mL	200	283.2	86400	-	18,350.9
5439000	2/3/2018	9.16	9.16	0.3915	3.75	8135	68.9524%	Fecal		CFU/100 mL	200	283.2	86400	-	18,350.9
5439000	8/14/2015	9.15	9.15	0.3915	3.75	8138	68.9778%	Fecal		CFU/100 mL	200	283.2	86400	-	18,331.8
5439000	8/20/2015	9.15	9.15	0.3915	3.75	8138	68.9778%	Fecal		CFU/100 mL	200	283.2	86400	-	18,331.8
5439000	2/7/2018	9.14	9.14	0.3915	3.74	8140	68.9947%	Fecal		CFU/100 mL	200	283.2	86400	-	18,312.6
5439000	1/28/2002	9.13	9.13	0.3915	3.74	8141	69.0032%	Fecal		CFU/100 mL	200	283.2	86400	-	18,293.4
5439000	9/4/2010	9.13	9.13	0.3915	3.74	8141	69.0032%	Fecal		CFU/100 mL	200	283.2	86400	-	18,293.4
5439000	1/21/2022	9.13	9.13	0.3915	3.74	8141	69.0032%	Fecal		CFU/100 mL	200	283.2	86400	-	18,293.4
5439000	12/4/2004	9.11	9.11	0.3915	3.73	8144	69.0286%	Fecal		CFU/100 mL	200	283.2	86400	-	18,255.1
5439000	10/16/2011	9.11	9.11	0.3915	3.73	8144	69.0286%	Fecal		CFU/100 mL	200	283.2	86400	-	18,255.1
5439000	10/26/2020	9.11	9.11	0.3915	3.73	8144	69.0286%	Fecal		CFU/100 mL	200	283.2	86400	-	18,255.1
5439000	10/25/1992	9.1	9.1	0.3915	3.73	8147	69.0541%	Fecal		CFU/100 mL	200	283.2	86400	-	18,236.0
5439000	12/27/1995	9.1	9.1	0.3915	3.73	8147	69.0541%	Fecal		CFU/100 mL	200	283.2	86400	-	18,236.0
5439000	12/30/1995	9.1	9.1	0.3915	3.73	8147	69.0541%	Fecal		CFU/100 mL	200	283.2	86400	-	18,236.0
5439000	12/1/1996	9.1	9.1	0.3915	3.73	8147	69.0541%	Fecal		CFU/100 mL	200	283.2	86400	-	18,236.0
5439000	1/7/1999	9.1	9.1	0.3915	3.73	8147	69.0541%	Fecal		CFU/100 mL	200	283.2	86400	-	18,236.0
5439000	8/14/2000	9.1	9.1	0.3915	3.73	8147	69.0541%	Fecal		CFU/100 mL	200	283.2	86400	-	18,236.0
5439000	1/10/2001	9.1	9.1	0.3915	3.73	8147	69.0541%	Fecal		CFU/100 mL	200	283.2	86400	-	18,236.0
5439000	1/25/2001	9.1	9.1	0.3915	3.73	8147	69.0541%	Fecal		CFU/100 mL	200	283.2	86400	-	18,236.0
5439000	9/6/2016	9.1	9.1	0.3915	3.73	8147	69.0541%	Fecal		CFU/100 mL	200	283.2	86400	-	18,236.0
5439000	5/19/1994	9.09	9.09	0.3915	3.72	8156	69.1304%	Fecal		CFU/100 mL	200	283.2	86400	-	18,216.8
5439000	7/21/2003	9.09	9.09	0.3915	3.72	8156	69.1304%	Fecal		CFU/100 mL	200	283.2	86400	-	18,216.8
5439000	10/15/2011	9.09	9.09	0.3915	3.72	8156	69.1304%	Fecal		CFU/100 mL	200	283.2	86400	-	18,216.8
5439000	9/14/2020	9.09	9.09	0.3915	3.72	8156	69.1304%	Fecal		CFU/100 mL	200	283.2	86400	-	18,216.8
5439000	1/31/2007	9.07	9.07	0.3915	3.71	8160	69.1643%	Fecal		CFU/100 mL	200	283.2	86400	-	18,178.5
5439000	2/1/2007	9.07	9.07	0.3915	3.71	8160	69.1643%	Fecal		CFU/100 mL	200	283.2	86400	-	18,178.5
5439000	2/2/2007	9.07	9.07	0.3915	3.71	8160	69.1643%	Fecal		CFU/100 mL	200	283.2	86400	-	18,178.5
5439000	2/12/2007	9.07	9.07	0.3915	3.71	8160	69.1643%	Fecal		CFU/100 mL	200	283.2	86400	-	18,178.5
5439000	2/14/2007	9.07	9.07	0.3915	3.71	8160	69.1643%	Fecal		CFU/100 mL	200	283.2	86400	-	18,178.5
5439000	2/16/2007	9.07	9.07	0.3915	3.71	8160	69.1643%	Fecal		CFU/100 mL	200	283.2	86400	-	18,178.5
5439000	2/17/2007	9.07	9.07	0.3915	3.71	8160	69.1643%	Fecal		CFU/100 mL	200	283.2	86400	-	18,178.5
5439000	1/15/2014	9.07	9.07	0.3915	3.71	8160	69.1643%	Fecal		CFU/100 mL	200	283.2	86400	-	18,178.5
5439000	6/10/2014	9.05	9.05	0.3915	3.71	8168	69.2321%	Fecal		CFU/100 mL	200	283.2	86400	-	18,140.2
5439000	1/16/2002	9.03	9.03	0.3915	3.70	8169	69.2405%	Fecal		CFU/100 mL	200	283.2	86400	-	18,101.9
5439000	11/11/2014	9.03	9.03	0.3915	3.70	8169	69.2405%	Fecal		CFU/100 mL	200	283.2	86400	-	18,101.9
5439000	2/4/2018	9.02	9.02	0.3915	3.70	8171	69.2575%	Fecal		CFU/100 mL	200	283.2	86400	-	18,082.7
5439000	2/5/2018	9.02	9.02	0.3915	3.70	8171	69.2575%	Fecal		CFU/100 mL	200	283.2	86400	-	18,082.7
5439000	2/6/2018	9.02	9.02	0.3915	3.70	8171	69.2575%	Fecal		CFU/100 mL	200	283.2	86400	-	18,082.7
5439000	11/9/2015	9.01	9.01	0.3915	3.69	8174	69.2829%	Fecal		CFU/100 mL	200	283.2	86400	-	18,063.6
5439000	11/7/1991	9	9	0.3915	3.69	8175	69.2914%	Fecal		CFU/100 mL	200	283.2	86400	-	18,044.4
5439000	7/4/1992	9	9	0.3915	3.69	8175	69.2914%	Fecal		CFU/100 mL	200	283.2	86400	-	18,044.4
5439000	12/28/1995	9	9	0.3915	3.69	8175	69.2914%	Fecal		CFU/100 mL	200	283.2	86400	-	18,044.4
5439000	12/29/1995	9	9	0.3915	3.69	8175	69.2914%	Fecal		CFU/100 mL	200	283.2	86400	-	18,044.4
5439000	1/10/1996	9	9	0.3915	3.69	8175	69.2914%	Fecal		CFU/100 mL	200	283.2	86400	-	18,044.4
5439000	1/27/1996	9	9	0.3915	3.69	8175	69.2914%	Fecal		CFU/100 mL	200	283.2	86400	-	18,044.4
5439000	1/2/1999	9	9	0.3915	3.69	8175	69.2914%	Fecal		CFU/100 mL	200	283.2	86400	-	18,044.4
5439000	7/27/1999	9	9	0.3915	3.69	8175	69.2914%	Fecal		CFU/100 mL	200	283.2	86400	-	18,044.4
5439000	12/19/2000	9	9	0.3915	3.69	8175	69.2914%	Fecal		CFU/100 mL	200	283.2	86400	-	18,044.4
5439000	12/20/2000	9	9	0.3915	3.69	8175	69.2914%	Fecal		CFU/100 mL	200	283.2	86400	-	18,044.4
5439000	1/4/2001	9	9	0.3915	3.69	8175	69.2914%	Fecal		CFU/100 mL	200	283.2	86400	-	18,044.4
5439000	1/5/2001	9	9	0.3915	3.69	8175	69.2914%	Fecal		CFU/100 mL	200	283.2	86400	-	18,044.4
5439000	1/6/2001	9	9	0.3915	3.69	8175	69.2914%	Fecal		CFU/100 mL	200	283.2	86400	-	18,044.4
5439000	1/27/2001	9	9	0.3915	3.69	8175	69.2914%	Fecal		CFU/100 mL	200	283.2	86400	-	18,044.4
5439000	2/4/2002	9	9	0.3915	3.69	8175	69.2914%	Fecal		CFU/100 mL	200	283.2	86400	-	18,044.4
5439000	9/6/2006	9	9	0.3915	3.69	8175	69.2914%	Fecal		CFU/100 mL	200	283.2	86400	-	18,044.4

Gage ID	Date	Discharge (CFS)	Gage Discharge (less Surrogate NPDES) (CFS)	Watershed Area Ratio	Calculated flow (CFS)	Rank	Flow Exceedance %	Parameter	Results	Units (mg or micro_gram	Limit/Standard	100mL/CF	sec/day	Actual Load (million colonies/day)	Allowable Load (million colonies/day)
5439000	2/5/2011	9	9	0.3915	3.69	8175	69.2914%	Fecal		CFU/100 mL	200	283.2	86400	-	18,044.4
5439000	2/7/2011	9	9	0.3915	3.69	8175	69.2914%	Fecal		CFU/100 mL	200	283.2	86400	-	18,044.4
5439000	2/25/2013	9	9	0.3915	3.69	8175	69.2914%	Fecal		CFU/100 mL	200	283.2	86400	-	18,044.4
5439000	2/26/2013	9	9	0.3915	3.69	8175	69.2914%	Fecal		CFU/100 mL	200	283.2	86400	-	18,044.4
5439000	8/12/2015	9	9	0.3915	3.69	8175	69.2914%	Fecal		CFU/100 mL	200	283.2	86400	-	18,044.4
5439000	9/9/2015	9	9	0.3915	3.69	8175	69.2914%	Fecal		CFU/100 mL	200	283.2	86400	-	18,044.4
5439000	6/9/2014	8.99	8.99	0.3915	3.68	8197	69.4779%	Fecal		CFU/100 mL	200	283.2	86400	-	18,025.2
5439000	10/6/2016	8.99	8.99	0.3915	3.68	8197	69.4779%	Fecal		CFU/100 mL	200	283.2	86400	-	18,025.2
5439000	1/3/2015	8.97	8.97	0.3915	3.68	8199	69.4948%	Fecal		CFU/100 mL	200	283.2	86400	-	17,986.9
5439000	7/28/2020	8.97	8.97	0.3915	3.68	8199	69.4948%	Fecal		CFU/100 mL	200	283.2	86400	-	17,986.9
5439000	1/18/2021	8.97	8.97	0.3915	3.68	8199	69.4948%	Fecal		CFU/100 mL	200	283.2	86400	-	17,986.9
5439000	6/30/2003	8.95	8.95	0.3915	3.67	8202	69.5203%	Fecal		CFU/100 mL	200	283.2	86400	-	17,948.6
5439000	7/20/2004	8.95	8.95	0.3915	3.67	8202	69.5203%	Fecal		CFU/100 mL	200	283.2	86400	-	17,948.6
5439000	2/7/2002	8.94	8.94	0.3915	3.66	8204	69.5372%	Fecal		CFU/100 mL	200	283.2	86400	-	17,929.5
5439000	7/12/2002	8.94	8.94	0.3915	3.66	8204	69.5372%	Fecal		CFU/100 mL	200	283.2	86400	-	17,929.5
5439000	10/30/2014	8.94	8.94	0.3915	3.66	8204	69.5372%	Fecal		CFU/100 mL	200	283.2	86400	-	17,929.5
5439000	1/28/2022	8.94	8.94	0.3915	3.66	8204	69.5372%	Fecal		CFU/100 mL	200	283.2	86400	-	17,929.5
5439000	10/22/2007	8.91	8.91	0.3915	3.65	8208	69.5711%	Fecal		CFU/100 mL	200	283.2	86400	-	17,872.0
5439000	10/23/1992	8.9	8.9	0.3915	3.65	8209	69.5796%	Fecal		CFU/100 mL	200	283.2	86400	-	17,852.8
5439000	10/17/1994	8.9	8.9	0.3915	3.65	8209	69.5796%	Fecal		CFU/100 mL	200	283.2	86400	-	17,852.8
5439000	1/2/1996	8.9	8.9	0.3915	3.65	8209	69.5796%	Fecal		CFU/100 mL	200	283.2	86400	-	17,852.8
5439000	1/28/1996	8.9	8.9	0.3915	3.65	8209	69.5796%	Fecal		CFU/100 mL	200	283.2	86400	-	17,852.8
5439000	2/19/1996	8.9	8.9	0.3915	3.65	8209	69.5796%	Fecal		CFU/100 mL	200	283.2	86400	-	17,852.8
5439000	10/14/1999	8.9	8.9	0.3915	3.65	8209	69.5796%	Fecal		CFU/100 mL	200	283.2	86400	-	17,852.8
5439000	12/21/2000	8.9	8.9	0.3915	3.65	8209	69.5796%	Fecal		CFU/100 mL	200	283.2	86400	-	17,852.8
5439000	7/10/2001	8.9	8.9	0.3915	3.65	8209	69.5796%	Fecal		CFU/100 mL	200	283.2	86400	-	17,852.8
5439000	9/9/2001	8.9	8.9	0.3915	3.65	8209	69.5796%	Fecal		CFU/100 mL	200	283.2	86400	-	17,852.8
5439000	1/5/2021	8.88	8.88	0.3915	3.64	8218	69.6559%	Fecal		CFU/100 mL	200	283.2	86400	-	17,814.5
5439000	8/12/2021	8.88	8.88	0.3915	3.64	8218	69.6559%	Fecal		CFU/100 mL	200	283.2	86400	-	17,814.5
5439000	11/4/2014	8.87	8.87	0.3915	3.64	8220	69.6728%	Fecal		CFU/100 mL	200	283.2	86400	-	17,795.4
5439000	5/27/1994	8.86	8.86	0.3915	3.63	8221	69.6813%	Fecal		CFU/100 mL	200	283.2	86400	-	17,776.2
5439000	4/17/2003	8.85	8.85	0.3915	3.63	8222	69.6898%	Fecal		CFU/100 mL	200	283.2	86400	-	17,757.0
5439000	1/4/2015	8.85	8.85	0.3915	3.63	8222	69.6898%	Fecal		CFU/100 mL	200	283.2	86400	-	17,757.0
5439000	1/29/2002	8.83	8.83	0.3915	3.62	8224	69.7067%	Fecal		CFU/100 mL	200	283.2	86400	-	17,718.7
5439000	1/29/2022	8.83	8.83	0.3915	3.62	8224	69.7067%	Fecal		CFU/100 mL	200	283.2	86400	-	17,718.7
5439000	10/23/2007	8.82	8.82	0.3915	3.62	8226	69.7237%	Fecal		CFU/100 mL	200	283.2	86400	-	17,699.6
5439000	2/24/2021	8.82	8.82	0.3915	3.62	8226	69.7237%	Fecal		CFU/100 mL	200	283.2	86400	-	17,699.6
5439000	9/11/1990	8.8	8.8	0.3915	3.61	8228	69.7406%	Fecal		CFU/100 mL	200	283.2	86400	-	17,661.3
5439000	2/7/1996	8.8	8.8	0.3915	3.61	8228	69.7406%	Fecal		CFU/100 mL	200	283.2	86400	-	17,661.3
5439000	3/9/1996	8.8	8.8	0.3915	3.61	8228	69.7406%	Fecal		CFU/100 mL	200	283.2	86400	-	17,661.3
5439000	10/27/1997	8.8	8.8	0.3915	3.61	8228	69.7406%	Fecal		CFU/100 mL	200	283.2	86400	-	17,661.3
5439000	12/22/2000	8.8	8.8	0.3915	3.61	8228	69.7406%	Fecal		CFU/100 mL	200	283.2	86400	-	17,661.3
5439000	12/23/2000	8.8	8.8	0.3915	3.61	8228	69.7406%	Fecal		CFU/100 mL	200	283.2	86400	-	17,661.3
5439000	5/28/1994	8.78	8.78	0.3915	3.60	8234	69.7915%	Fecal		CFU/100 mL	200	283.2	86400	-	17,622.9
5439000	1/5/2015	8.78	8.78	0.3915	3.60	8234	69.7915%	Fecal		CFU/100 mL	200	283.2	86400	-	17,622.9
5439000	1/20/2002	8.76	8.76	0.3915	3.59	8236	69.8084%	Fecal		CFU/100 mL	200	283.2	86400	-	17,584.6
5439000	1/30/2002	8.76	8.76	0.3915	3.59	8236	69.8084%	Fecal		CFU/100 mL	200	283.2	86400	-	17,584.6
5439000	11/23/2007	8.76	8.76	0.3915	3.59	8236	69.8084%	Fecal		CFU/100 mL	200	283.2	86400	-	17,584.6
5439000	10/12/2009	8.75	8.75	0.3915	3.59	8239	69.8339%	Fecal		CFU/100 mL	200	283.2	86400	-	17,565.5
5439000	8/4/2016	8.73	8.73	0.3915	3.58	8240	69.8423%	Fecal		CFU/100 mL	200	283.2	86400	-	17,527.2
5439000	12/29/2020	8.73	8.73	0.3915	3.58	8240	69.8423%	Fecal		CFU/100 mL	200	283.2	86400	-	17,527.2
5439000	1/6/2015	8.71	8.71	0.3915	3.57	8242	69.8593%	Fecal		CFU/100 mL	200	283.2	86400	-	17,488.8
5439000	7/7/1992	8.7	8.7	0.3915	3.57	8243	69.8678%	Fecal		CFU/100 mL	200	283.2	86400	-	17,469.7
5439000	1/26/1996	8.7	8.7	0.3915	3.57	8243	69.8678%	Fecal		CFU/100 mL	200	283.2	86400	-	17,469.7
5439000	2/22/1996	8.7	8.7	0.3915	3.57	8243	69.8678%	Fecal		CFU/100 mL	200	283.2	86400	-	17,469.7
5439000	12/24/2000	8.7	8.7	0.3915	3.57	8243	69.8678%	Fecal		CFU/100 mL	200	283.2	86400	-	17,469.7
5439000	1/3/2001	8.7	8.7	0.3915	3.57	8243	69.8678%	Fecal		CFU/100 mL	200	283.2	86400	-	17,469.7
5439000	1/28/2001	8.7	8.7	0.3915	3.57	8243	69.8678%	Fecal		CFU/100 mL	200	283.2	86400	-	17,469.7
5439000	2/8/2011	8.7	8.7	0.3915	3.57	8243	69.8678%	Fecal		CFU/100 mL	200	283.2	86400	-	17,469.7
5439000	3/11/2022	23.3	23.3	0.1459	3.56	8250	69.9271%	Fecal		CFU/100 mL	200	283.2	86400	-	17,442.6
5439000	12/8/2020	8.68	8.68	0.3915	3.56	8251	69.9356%	Fecal		CFU/100 mL	200	283.2	86400	-	17,431.4
5439000	1/20/2021	8.67	8.67	0.3915	3.56	8252	69.9441%	Fecal		CFU/100 mL	200	283.2	86400	-	17,412.2
5439000	9/10/2009	8.66	8.66	0.3915	3.55	8253	69.9525%	Fecal		CFU/100 mL	200	283.2	86400	-	17,393.1
5439000	2/23/2021	8.66	8.66	0.3915	3.55	8253	69.9525%	Fecal		CFU/100 mL	200	283.2	86400	-	17,393.1
5439000	10/4/2011	8.65	8.65	0.3915	3.55	8255	69.9695%	Fecal		CFU/100 mL	200	283.2	86400	-	17,373.9
5439000	7/18/2016	8.65	8.65	0.3915	3.55	8255	69.9695%	Fecal		CFU/100 mL	200	283.2	86400	-	17,373.9
5439000	2/11/2022	8.65	8.65	0.3915	3.55	8255	69.9695%	Fecal		CFU/100 mL	200	283.2	86400	-	17,373.9
5439000	10/22/2012	8.64	8.64	0.3915	3.55	8258	69.9949%	Fecal		CFU/100 mL	200	283.2	86400	-	17,354.7
5439000	8/8/2015	8.63	8.63	0.3915	3.54	8259	70.0034%	Fecal		CFU/100 mL	200	283.2	86400	-	17,335.6
5439000	1/30/2022	8.63	8.63	0.3915	3.54	8259	70.0034%	Fecal		CFU/100 mL	200	283.2	86400	-	17,335.6
5439000	10/26/2007	8.62	8.62	0.3915	3.54	8261	70.0203%	Fecal		CFU/100 mL	200	283.2	86400	-	17,316.4
5439000	6/24/2012	8.61	8.61	0.3915	3.53	8262	70.0288%	Fecal		CFU/100 mL	200	283.2	86400	-	17,297.3
5439000	11/22/2016	8.61	8.61	0.3915	3.53	8262	70.0288%	Fecal		CFU/100 mL	200	283.2	86400	-	17,297.3
5439000	8/6/1992	8.6	8.6	0.3915	3.53	8264	70.0458%	Fecal		CFU/100 mL	200	283.2	86400	-	17,278.1
5439000	10/21/1994	8.6	8.6	0.3915	3.53	8264	70.0458%	Fecal		CFU/100 mL	200	283.2	86400	-	17,278.1
5439000	1/29/1996	8.6	8.6	0.3915	3.53	8264	70.0458%	Fecal		CFU/100 mL	200	283.2	86400	-	17,278.1
5439000	11/26/1996	8.6	8.6	0.3915	3.53	8264	70.0458%	Fecal		CFU/100 mL	200	283.2	86400	-	17,278.1
5439000	10/9/1999	8.6	8.6	0.3915	3.53	8264	70.0458%	Fecal		CFU/100 mL	200	283.2	86400	-	17,278.1
5439000	12/28/2000	8.6	8.6	0.3915	3.53	8264	70.0458%	Fecal		CFU/100 mL	200	283.2	86400	-	17,278.1
5439000	12/29/2000	8.6	8.6	0.3915	3.53	8264	70.0458%	Fecal		CFU/100 mL	200	283.2	86400	-	17,278.1
5439000	12/30/2000	8.6	8.6	0.3915	3.53	8264	70.0458%	Fecal		CFU/100 mL	200	283.2	86400	-	17,278.1
5439000	12/31/2000	8.6	8.6	0.3915	3.53	8264	70.0458%	Fecal		CFU/100 mL	200	283.2	86400	-	17,278.1
5439000	1/1/2001	8.6	8.6	0.3915	3.53	8264	70.0458%	Fecal		CFU/100 mL	200	283.2	86400	-	17,278.1
5439000	1/2/2001	8.6	8.6	0.3915	3.53	8264	70.0458%	Fecal		CFU/100 mL	200	283.2	86400	-	17,278.1
5439000	1/17/2002	8.6	8.6	0.3915	3.53	8264	70.0458%	Fecal		CFU/100 mL	200	283.2	86400	-	17,278.1
5439000	12/22/2003	8.6	8.6	0.3915	3.53	8264	70.0458%	Fecal		CFU/100 mL	200	283.2	86400	-	17,278.1
5439000	3/24/2006	8.6	8.6	0.3915	3.53	8264	70.0458%	Fecal		CFU/100 mL	200	283.2	86400	-	17,278.1
5439000	8/1/2021	8.6	8.6	0.3915	3.53	8264	70.0458%	Fecal		CFU/100 mL	200	283.2	86400	-	17,278.1
5439000	11/10/2015	8.59	8.59	0.3915	3.53	8279	70.1729%	Fecal		CFU/100 mL	200	283.2	86400	-	17,259.0
5439000	7/1/2012	8.58	8.58	0.3915	3.52	8280	70.1814%	Fecal		CFU/100 mL	200	283.2	86400	-	17,239.8
5439000	1/1/2005	8.56	8.56	0.3915	3.52	8281	70.1899%	Fecal		CFU/100 mL	200	283.2	86400	-	17,201.5
5439000	10/11/2021	8.54	8.54	0.3915	3.51	8282	70.1983%	Fecal		CFU/100 mL	200	283.2	86400	-	17,163.2
5439000	12/9/2020	8.53	8.53	0.3915	3.50	8283	70.2068%	Fecal		CFU/100 mL	200	283.2	86400	-	17,144.0
5439000	1/7/2015	8.52	8.52	0.3915	3.50	8284	70.2153%	Fecal		CFU/100 mL	200	283.2	86400	-	17,124.9
5439000	2/21/2021	8.52	8.52	0.3915	3.50	8284	70.2153%	Fecal		CFU/100 mL	200	283.2	86400	-	17,124.9
5439000	9/22/1990	8.5	8.5	0.3915	3.49	8286	70.2322%	Fecal		CFU/100 mL	200	283.2	86400	-	17,086.5
5439000	10/22/1994	8.5	8.5	0.3915	3.49	8286	70.2322%	Fecal		CFU/100 mL	200	283.2	86400	-	17,086.5
5439000	10/23/1994	8.5	8.5	0.3915	3.49	8286	70.2322%	Fecal		CFU/100 mL	200	283.2	86400	-	17,086.5
5439000	12/8/1999	8.5	8.5	0.3915	3.49	8286	70.2322%	Fecal		CFU/100 mL	200	283.2	86400	-	17,086.5
5439000	1/26/2001	8.5	8.5	0.3915	3.49	8286	70.2322%	Fecal		CFU/100 mL	200	283.2	86400	-	17,086.5
5439000	2/3/2011	8.5	8.5	0.3915	3.49	8286	70.2322%	Fecal		CFU/100 mL	200	283.2	86400	-	17,086.5
5439000	2/4/2011	8.5	8.5	0.3915	3.49	8286	70.2322%	Fecal		CFU/100 mL	200	283.2	86400	-	17,086.5
5439000	2/9/2011	8.5	8.5	0.3915	3.49	8286	70.2322%	Fecal		CFU/100 mL	200	283.2	86400	-	17,086.5
5439000	2/10/2011	8.5	8.5	0.3915	3.49	8286	70.2322%	Fecal		CFU/100 mL	200	283.2	86400	-	17,086.5
5439000	12/24/2020	8.5	8.5	0.3915	3.49	8286	70.2322%	Fecal		CFU/100 mL	200	283.2	86400	-	17,086.5
5439000	11/26/2016	8.49	8.49	0.3915	3.49	8296	70.3170%	Fecal		CFU/100 mL	200	283.2	86400	-	17,067.4
5439000	7/9/2006	8.48	8.48	0.3915	3.48	8297	70.3255%	Fecal		CFU/100 mL	200	283.2	86400	-	17,048.2
5439000	8/4/2007	8.48	8.48	0.3915	3.48	8297	70.3255%	Fecal		CFU/100 mL	200	283.2	86400	-	17,048.2
5439000	2/20/2021	8.47	8.47	0.3915	3.48	8299	70.3424%	Fecal		CFU/100 mL	200	283.2	86400	-	17,029.1
5439000	10/14/2003	8.46	8.46	0.3915	3.48	8300	70.3509%	Fecal		CFU/100 mL	200	283.2	86400	-	17,009.9
5439000	5/29/1994	8.45	8.45	0.3915	3.47	8301	70.3594%	Fecal		CFU/100 mL	200	283.2	86400	-	16,990.7
5439000	7/29/2020	8.45	8.45	0.3915	3.47	8301	70.3594%	Fecal		CFU/100 mL	200	283.2	86400	-	16,990.7
5439000	1/11/2005	8.44	8.44	0.3915	3.47	8303	70.3763%	Fecal		CFU/100 mL	200	283.2	86400	-	16,971.6
5439000	4/7/2003	8.43	8.43	0.3915	3.46	8304	70.3848%	Fecal		CFU/100 mL	200	283.2	86400	-	16,952.4
5439000	8/3/2009	8.43	8.43	0.3915	3.46	8304	70.3848%	Fecal		CFU/100 mL	200	283.2	86400	-	16,952.4
5439000	2/18/2021	8.43	8.43	0.3915	3.46	8304	70.3848%	Fecal		CFU/100 mL	200	283.2	86400	-	16,952.4
5439000	2/22/2021	8.43	8.43	0.3915	3.46	8304	70.3848%	Fecal		CFU/100 mL	200	283.2	86400	-	16,952.4
5439000	8/16/2002	8.42	8.42	0.3915	3.46	8308	70.4187%	Fecal		CFU/100 mL	200	283.2	86400	-	16,933.3
5439000	7/31/2019	8.42	8.42	0.3915	3.46	8308	70.4187%	Fecal		CFU/100 mL	200	283.2	86400	-	16,933.3
5439000	12/26/2020	8.41	8.41	0.3915	3.46	8310	70.4357%	Fecal		CFU/100 mL	200	283.2	86400	-	16,914.1
5439000	2/19/2021	8.41	8.41	0.3915	3.46	8310	70.4357%	Fecal		CFU/100 mL	200	283.2	86400	-	16,914.1
5439000	11/6/1991	8.4	8.4	0.3915	3.45	8312	70.4526%	Fecal		CFU/100 mL	200	283.2	86400	-	16,895.0
5439000	10/26/1992	8.4	8.4	0.3915	3.45	8312	70.4526%	Fecal		CFU/100 mL	200	283.2	86400	-	16,895.0
5439000	10/27/1992	8.4	8.4	0.3915	3.45	8312	70.4526%	Fecal		CFU/100 mL	200	283.2	86400	-	16,895.0
5439000	10/18/1994	8.4	8.4	0.3915	3.45	8312	70.4526%	Fecal		CFU/100 mL	200	283.2	86400	-	16,895.0
5439000	12/24/1995	8.4	8.4	0.3915	3.45	8312	70.4526%	Fecal		CFU/100 mL	200	283.2	86400	-	16,895.0

Gage ID	Date	Discharge (CFS)	Gage Discharge (less Surrogate NPDES) (CFS)	Watershed Area Ratio	Calculated flow (CFS)	Rank	Flow Exceedance %	Parameter	Results	Units (mg or micro_gram	Limit/Standard	100mL/CF	sec/day	Actual Load (million colonies/day)	Allowable Load (million colonies/day)
5439000	1/3/1996	8.4	8.4	0.3915	3.45	8312	70.4526%	Fecal		CFU/100 mL	200	283.2	86400	-	16,895.0
5439000	1/9/1996	8.4	8.4	0.3915	3.45	8312	70.4526%	Fecal		CFU/100 mL	200	283.2	86400	-	16,895.0
5439000	9/11/1996	8.4	8.4	0.3915	3.45	8312	70.4526%	Fecal		CFU/100 mL	200	283.2	86400	-	16,895.0
5439000	10/3/1998	8.4	8.4	0.3915	3.45	8312	70.4526%	Fecal		CFU/100 mL	200	283.2	86400	-	16,895.0
5439000	9/28/2000	8.4	8.4	0.3915	3.45	8312	70.4526%	Fecal		CFU/100 mL	200	283.2	86400	-	16,895.0
5439000	2/5/2002	8.4	8.4	0.3915	3.45	8312	70.4526%	Fecal		CFU/100 mL	200	283.2	86400	-	16,895.0
5439000	12/25/2020	8.4	8.4	0.3915	3.45	8312	70.4526%	Fecal		CFU/100 mL	200	283.2	86400	-	16,895.0
5439000	1/31/2022	8.38	8.38	0.3915	3.44	8324	70.5543%	Fecal		CFU/100 mL	200	283.2	86400	-	16,856.6
5439000	10/6/2011	8.37	8.37	0.3915	3.44	8325	70.5628%	Fecal		CFU/100 mL	200	283.2	86400	-	16,837.5
5439000	12/27/2020	8.37	8.37	0.3915	3.44	8325	70.5628%	Fecal		CFU/100 mL	200	283.2	86400	-	16,837.5
5439000	12/28/2020	8.36	8.36	0.3915	3.44	8327	70.5798%	Fecal		CFU/100 mL	200	283.2	86400	-	16,818.3
5439000	3/2/2013	8.35	8.35	0.3915	3.43	8328	70.5882%	Fecal		CFU/100 mL	200	283.2	86400	-	16,799.2
5439000	11/19/2013	8.34	8.34	0.3915	3.43	8329	70.5967%	Fecal		CFU/100 mL	200	283.2	86400	-	16,780.0
5439000	12/7/2020	8.32	8.32	0.3915	3.42	8330	70.6052%	Fecal		CFU/100 mL	200	283.2	86400	-	16,741.7
5439000	1/14/2021	8.32	8.32	0.3915	3.42	8330	70.6052%	Fecal		CFU/100 mL	200	283.2	86400	-	16,741.7
5439000	3/23/2006	8.31	8.31	0.3915	3.42	8332	70.6221%	Fecal		CFU/100 mL	200	283.2	86400	-	16,722.5
5439000	1/2/1990	8.3	8.3	0.3915	3.41	8333	70.6306%	Fecal		CFU/100 mL	200	283.2	86400	-	16,703.4
5439000	9/26/1994	8.3	8.3	0.3915	3.41	8333	70.6306%	Fecal		CFU/100 mL	200	283.2	86400	-	16,703.4
5439000	10/20/1994	8.3	8.3	0.3915	3.41	8333	70.6306%	Fecal		CFU/100 mL	200	283.2	86400	-	16,703.4
5439000	12/26/1995	8.3	8.3	0.3915	3.41	8333	70.6306%	Fecal		CFU/100 mL	200	283.2	86400	-	16,703.4
5439000	4/5/1996	8.3	8.3	0.3915	3.41	8333	70.6306%	Fecal		CFU/100 mL	200	283.2	86400	-	16,703.4
5439000	10/23/1996	8.3	8.3	0.3915	3.41	8333	70.6306%	Fecal		CFU/100 mL	200	283.2	86400	-	16,703.4
5439000	7/27/1998	8.3	8.3	0.3915	3.41	8333	70.6306%	Fecal		CFU/100 mL	200	283.2	86400	-	16,703.4
5439000	1/3/1999	8.3	8.3	0.3915	3.41	8333	70.6306%	Fecal		CFU/100 mL	200	283.2	86400	-	16,703.4
5439000	10/15/1999	8.3	8.3	0.3915	3.41	8333	70.6306%	Fecal		CFU/100 mL	200	283.2	86400	-	16,703.4
5439000	12/25/2000	8.3	8.3	0.3915	3.41	8333	70.6306%	Fecal		CFU/100 mL	200	283.2	86400	-	16,703.4
5439000	12/27/2000	8.3	8.3	0.3915	3.41	8333	70.6306%	Fecal		CFU/100 mL	200	283.2	86400	-	16,703.4
5439000	10/1/2009	8.27	8.27	0.3915	3.40	8344	70.7239%	Fecal		CFU/100 mL	200	283.2	86400	-	16,645.9
5439000	7/26/2018	8.27	8.27	0.3915	3.40	8344	70.7239%	Fecal		CFU/100 mL	200	283.2	86400	-	16,645.9
5439000	11/16/2020	8.26	8.26	0.3915	3.40	8346	70.7408%	Fecal		CFU/100 mL	200	283.2	86400	-	16,626.8
5439000	9/22/2009	8.25	8.25	0.3915	3.39	8347	70.7493%	Fecal		CFU/100 mL	200	283.2	86400	-	16,607.6
5439000	10/13/2009	8.24	8.24	0.3915	3.39	8348	70.7578%	Fecal		CFU/100 mL	200	283.2	86400	-	16,588.4
5439000	2/17/2021	8.24	8.24	0.3915	3.39	8348	70.7578%	Fecal		CFU/100 mL	200	283.2	86400	-	16,588.4
5439000	1/20/2022	8.24	8.24	0.3915	3.39	8348	70.7578%	Fecal		CFU/100 mL	200	283.2	86400	-	16,588.4
5439000	11/4/2004	8.22	8.22	0.3915	3.38	8351	70.7832%	Fecal		CFU/100 mL	200	283.2	86400	-	16,550.1
5439000	1/8/2015	8.22	8.22	0.3915	3.38	8351	70.7832%	Fecal		CFU/100 mL	200	283.2	86400	-	16,550.1
5439000	12/24/2017	8.22	8.22	0.3915	3.38	8351	70.7832%	Fecal		CFU/100 mL	200	283.2	86400	-	16,550.1
5439000	3/15/2022	22	22	0.1459	3.37	8354	70.8086%	Fecal		CFU/100 mL	200	283.2	86400	-	16,514.2
5439000	6/24/1992	8.2	8.2	0.3915	3.37	8355	70.8171%	Fecal		CFU/100 mL	200	283.2	86400	-	16,511.8
5439000	10/28/1992	8.2	8.2	0.3915	3.37	8355	70.8171%	Fecal		CFU/100 mL	200	283.2	86400	-	16,511.8
5439000	10/19/1994	8.2	8.2	0.3915	3.37	8355	70.8171%	Fecal		CFU/100 mL	200	283.2	86400	-	16,511.8
5439000	7/16/1999	8.2	8.2	0.3915	3.37	8355	70.8171%	Fecal		CFU/100 mL	200	283.2	86400	-	16,511.8
5439000	8/25/1999	8.2	8.2	0.3915	3.37	8355	70.8171%	Fecal		CFU/100 mL	200	283.2	86400	-	16,511.8
5439000	1/18/2002	8.2	8.2	0.3915	3.37	8355	70.8171%	Fecal		CFU/100 mL	200	283.2	86400	-	16,511.8
5439000	12/23/2003	8.19	8.19	0.3915	3.37	8361	70.8679%	Fecal		CFU/100 mL	200	283.2	86400	-	16,492.7
5439000	4/1/2006	8.19	8.19	0.3915	3.37	8361	70.8679%	Fecal		CFU/100 mL	200	283.2	86400	-	16,492.7
5439000	3/3/2013	8.19	8.19	0.3915	3.37	8361	70.8679%	Fecal		CFU/100 mL	200	283.2	86400	-	16,492.7
5439000	7/6/2003	8.17	8.17	0.3915	3.36	8364	70.8934%	Fecal		CFU/100 mL	200	283.2	86400	-	16,454.3
5439000	10/21/2001	8.16	8.16	0.3915	3.36	8365	70.9018%	Fecal		CFU/100 mL	200	283.2	86400	-	16,435.2
5439000	6/11/2005	8.15	8.15	0.3915	3.35	8366	70.9103%	Fecal		CFU/100 mL	200	283.2	86400	-	16,416.0
5439000	2/6/2002	8.14	8.14	0.3915	3.35	8367	70.9188%	Fecal		CFU/100 mL	200	283.2	86400	-	16,396.9
5439000	2/1/2022	8.13	8.13	0.3915	3.35	8368	70.9273%	Fecal		CFU/100 mL	200	283.2	86400	-	16,377.7
5439000	10/19/2001	8.12	8.12	0.3915	3.34	8369	70.9358%	Fecal		CFU/100 mL	200	283.2	86400	-	16,358.6
5439000	9/8/2008	8.12	8.12	0.3915	3.34	8369	70.9358%	Fecal		CFU/100 mL	200	283.2	86400	-	16,358.6
5439000	9/18/2012	8.12	8.12	0.3915	3.34	8369	70.9358%	Fecal		CFU/100 mL	200	283.2	86400	-	16,358.6
5439000	6/25/1992	8.1	8.1	0.3915	3.33	8372	70.9612%	Fecal		CFU/100 mL	200	283.2	86400	-	16,320.2
5439000	10/29/1992	8.1	8.1	0.3915	3.33	8372	70.9612%	Fecal		CFU/100 mL	200	283.2	86400	-	16,320.2
5439000	10/24/1994	8.1	8.1	0.3915	3.33	8372	70.9612%	Fecal		CFU/100 mL	200	283.2	86400	-	16,320.2
5439000	10/29/1994	8.1	8.1	0.3915	3.33	8372	70.9612%	Fecal		CFU/100 mL	200	283.2	86400	-	16,320.2
5439000	2/23/1996	8.1	8.1	0.3915	3.33	8372	70.9612%	Fecal		CFU/100 mL	200	283.2	86400	-	16,320.2
5439000	4/11/1996	8.1	8.1	0.3915	3.33	8372	70.9612%	Fecal		CFU/100 mL	200	283.2	86400	-	16,320.2
5439000	12/26/2000	8.1	8.1	0.3915	3.33	8372	70.9612%	Fecal		CFU/100 mL	200	283.2	86400	-	16,320.2
5439000	9/22/2001	8.1	8.1	0.3915	3.33	8372	70.9612%	Fecal		CFU/100 mL	200	283.2	86400	-	16,320.2
5439000	1/4/2018	8.09	8.09	0.3915	3.33	8380	71.0290%	Fecal		CFU/100 mL	200	283.2	86400	-	16,301.1
5439000	9/10/2019	8.09	8.09	0.3915	3.33	8380	71.0290%	Fecal		CFU/100 mL	200	283.2	86400	-	16,301.1
5439000	3/13/2022	21.7	21.7	0.1459	3.33	8382	71.0459%	Fecal		CFU/100 mL	200	283.2	86400	-	16,300.0
5439000	12/18/2002	8.07	8.07	0.3915	3.32	8383	71.0544%	Fecal		CFU/100 mL	200	283.2	86400	-	16,262.8
5439000	1/19/2002	8.06	8.06	0.3915	3.32	8384	71.0629%	Fecal		CFU/100 mL	200	283.2	86400	-	16,243.6
5439000	11/28/2005	8.05	8.05	0.3915	3.32	8385	71.0714%	Fecal		CFU/100 mL	200	283.2	86400	-	16,224.5
5439000	10/31/2014	8.05	8.05	0.3915	3.32	8385	71.0714%	Fecal		CFU/100 mL	200	283.2	86400	-	16,224.5
5439000	5/30/1994	8.04	8.04	0.3915	3.31	8387	71.0883%	Fecal		CFU/100 mL	200	283.2	86400	-	16,205.3
5439000	7/23/2003	8.04	8.04	0.3915	3.31	8387	71.0883%	Fecal		CFU/100 mL	200	283.2	86400	-	16,205.3
5439000	11/6/2014	8.03	8.03	0.3915	3.31	8389	71.1053%	Fecal		CFU/100 mL	200	283.2	86400	-	16,186.1
5439000	7/18/2017	8.03	8.03	0.3915	3.31	8389	71.1053%	Fecal		CFU/100 mL	200	283.2	86400	-	16,186.1
5439000	12/10/2020	8.02	8.02	0.3915	3.30	8391	71.1222%	Fecal		CFU/100 mL	200	283.2	86400	-	16,167.0
5439000	4/8/2003	8.01	8.01	0.3915	3.30	8392	71.1307%	Fecal		CFU/100 mL	200	283.2	86400	-	16,147.8
5439000	1/2/2018	8.01	8.01	0.3915	3.30	8392	71.1307%	Fecal		CFU/100 mL	200	283.2	86400	-	16,147.8
5439000	10/4/1991	8	8	0.3915	3.30	8394	71.1477%	Fecal		CFU/100 mL	200	283.2	86400	-	16,128.7
5439000	7/14/1992	8	8	0.3915	3.30	8394	71.1477%	Fecal		CFU/100 mL	200	283.2	86400	-	16,128.7
5439000	10/31/1992	8	8	0.3915	3.30	8394	71.1477%	Fecal		CFU/100 mL	200	283.2	86400	-	16,128.7
5439000	7/29/1995	8	8	0.3915	3.30	8394	71.1477%	Fecal		CFU/100 mL	200	283.2	86400	-	16,128.7
5439000	12/25/1995	8	8	0.3915	3.30	8394	71.1477%	Fecal		CFU/100 mL	200	283.2	86400	-	16,128.7
5439000	1/4/1996	8	8	0.3915	3.30	8394	71.1477%	Fecal		CFU/100 mL	200	283.2	86400	-	16,128.7
5439000	1/8/1996	8	8	0.3915	3.30	8394	71.1477%	Fecal		CFU/100 mL	200	283.2	86400	-	16,128.7
5439000	7/18/1997	8	8	0.3915	3.30	8394	71.1477%	Fecal		CFU/100 mL	200	283.2	86400	-	16,128.7
5439000	7/28/1998	8	8	0.3915	3.30	8394	71.1477%	Fecal		CFU/100 mL	200	283.2	86400	-	16,128.7
5439000	10/7/1998	8	8	0.3915	3.30	8394	71.1477%	Fecal		CFU/100 mL	200	283.2	86400	-	16,128.7
5439000	1/6/1999	8	8	0.3915	3.30	8394	71.1477%	Fecal		CFU/100 mL	200	283.2	86400	-	16,128.7
5439000	11/11/1999	8	8	0.3915	3.30	8394	71.1477%	Fecal		CFU/100 mL	200	283.2	86400	-	16,128.7
5439000	12/18/2004	8	8	0.3915	3.30	8394	71.1477%	Fecal		CFU/100 mL	200	283.2	86400	-	16,128.7
5439000	2/4/2013	8	8	0.3915	3.30	8394	71.1477%	Fecal		CFU/100 mL	200	283.2	86400	-	16,128.7
5439000	11/1/2014	7.99	7.99	0.3915	3.29	8408	71.2663%	Fecal		CFU/100 mL	200	283.2	86400	-	16,109.5
5439000	10/23/2010	7.98	7.98	0.3915	3.29	8409	71.2748%	Fecal		CFU/100 mL	200	283.2	86400	-	16,090.4
5439000	10/7/2009	7.97	7.97	0.3915	3.28	8410	71.2833%	Fecal		CFU/100 mL	200	283.2	86400	-	16,071.2
5439000	10/30/2015	7.96	7.96	0.3915	3.28	8411	71.2917%	Fecal		CFU/100 mL	200	283.2	86400	-	16,052.0
5439000	7/25/1994	7.95	7.95	0.3915	3.28	8412	71.3002%	Fecal		CFU/100 mL	200	283.2	86400	-	16,032.9
5439000	1/28/2006	7.94	7.94	0.3915	3.27	8413	71.3087%	Fecal		CFU/100 mL	200	283.2	86400	-	16,013.7
5439000	7/10/2006	7.94	7.94	0.3915	3.27	8413	71.3087%	Fecal		CFU/100 mL	200	283.2	86400	-	16,013.7
5439000	10/2/2006	7.94	7.94	0.3915	3.27	8413	71.3087%	Fecal		CFU/100 mL	200	283.2	86400	-	16,013.7
5439000	11/8/1991	7.9	7.9	0.3915	3.26	8416	71.3341%	Fecal		CFU/100 mL	200	283.2	86400	-	15,937.1
5439000	6/21/1992	7.9	7.9	0.3915	3.26	8416	71.3341%	Fecal		CFU/100 mL	200	283.2	86400	-	15,937.1
5439000	9/12/1996	7.9	7.9	0.3915	3.26	8416	71.3341%	Fecal		CFU/100 mL	200	283.2	86400	-	15,937.1
5439000	7/12/1997	7.9	7.9	0.3915	3.26	8416	71.3341%	Fecal		CFU/100 mL	200	283.2	86400	-	15,937.1
5439000	10/24/2007	7.9	7.9	0.3915	3.26	8416	71.3341%	Fecal		CFU/100 mL	200	283.2	86400	-	15,937.1
5439000	1/31/2021	7.9	7.9	0.3915	3.26	8416	71.3341%	Fecal		CFU/100 mL	200	283.2	86400	-	15,937.1
5439000	2/2/2022	7.89	7.89	0.3915	3.25	8422	71.3850%	Fecal		CFU/100 mL	200	283.2	86400	-	15,917.9
5439000	1/7/2005	7.88	7.88	0.3915	3.25	8423	71.3935%	Fecal		CFU/100 mL	200	283.2	86400	-	15,898.8
5439000	10/4/2018	7.88	7.88	0.3915	3.25	8423	71.3935%	Fecal		CFU/100 mL	200	283.2	86400	-	15,898.8
5439000	7/17/2003	7.87	7.87	0.3915	3.24	8425	71.4104%	Fecal		CFU/100 mL	200	283.2	86400	-	15,879.6
5439000	9/25/2016	7.87	7.87	0.3915	3.24	8425	71.4104%	Fecal		CFU/100 mL	200	283.2	86400	-	15,879.6
5439000	12/30/2010	7.86	7.86	0.3915	3.24	8427	71.4274%	Fecal		CFU/100 mL	200	283.2	86400	-	15,860.5
5439000	7/12/2006	7.85	7.85	0.3915	3.24	8428	71.4358%	Fecal		CFU/100 mL	200	283.2	86400	-	15,841.3
5439000	3/8/2013	7.84	7.84	0.3915	3.23	8429	71.4443%	Fecal		CFU/100 mL	200	283.2	86400	-	15,822.2
5439000	12/13/2021	7.84	7.84	0.3915	3.23	8429	71.4443%	Fecal		CFU/100 mL	200	283.2	86400	-	15,822.2
5439000	9/7/2014	7.83	7.83	0.3915	3.23	8431	71.4613%	Fecal		CFU/100 mL	200	283.2	86400	-	15,803.0
5439000	11/14/2006	7.82	7.82	0.3915	3.23	8432	71.4697%	Fecal		CFU/100 mL	200	283.2	86400	-	15,783.8
5439000	6/23/1992	7.8	7.8	0.3915	3.22	8433	71.4782%	Fecal		CFU/100 mL	200	283.2	86400	-	15,745.5
5439000	8/8/1992	7.8	7.8	0.3915	3.22	8433	71.4782%	Fecal		CFU/100 mL	200	283.2	86400	-	15,745.5
5439000	3/10/1996	7.8	7.8	0.3915	3.22	8433	71.4782%	Fecal		CFU/100 mL	200	283.2	86400	-	15,745.5
5439000	3/11/1996	7.8	7.8	0.3915	3.22	8433	71.4782%	Fecal		CFU/100 mL	200	283.2	86400	-	15,745.5
5439000	11/6/1997	7.8	7.8	0.3915	3.22	8433	71.4782%	Fecal		CFU/100 mL	200	283.2	86400	-	15,745.5
5439000	10/14/2009	7.8	7.8	0.3915	3.22	8433	71.4782%	Fecal		CFU/100 mL	200	283.2	86400	-	15,745.5
5439000	8/26/2014	7.79	7.79	0.3915	3.21	8439	71.5291%	Fecal		CFU/100 mL	200	283.2	86400	-	15,726.4
5439000	1/9/2022	7.78	7.78	0.3915	3.21	8440	71.5375%	Fecal		CFU/100 mL	200	283.2	86400	-	15,707.2
5439000	1/10/2022	7.78	7.78	0.3915	3.21	8440	71.5375%	Fecal		CFU/100 mL	200	283.2	86400	-	15,707.2
5439000	11/7/2014	7.77	7.77	0.3915	3.21	8442	71.5545%	Fecal		CFU/100 mL	200	283.2	86400	-	15,688.1

Gage ID	Date	Discharge (CFS)	Gage Discharge (less Surrogate NPDES) (CFS)	Watershed Area Ratio	Calculated flow (CFS)	Rank	Flow Exceedance %	Parameter	Results	Units (mg or micro_gram	Limit/Standard	100mL/CF	sec/day	Actual Load (million colonies/day)	Allowable Load (million colonies/day)
5439000	1/9/2015	7.77	7.77	0.3915	3.21	8442	71.5545%	Fecal		CFU/100 mL	200	283.2	86400	-	15,688.1
5439000	3/25/2006	7.76	7.76	0.3915	3.20	8444	71.5715%	Fecal		CFU/100 mL	200	283.2	86400	-	15,668.9
5439000	11/29/2007	7.76	7.76	0.3915	3.20	8444	71.5715%	Fecal		CFU/100 mL	200	283.2	86400	-	15,668.9
5439000	11/19/2003	7.75	7.75	0.3915	3.20	8446	71.5884%	Fecal		CFU/100 mL	200	283.2	86400	-	15,649.7
5439000	8/11/2009	7.73	7.73	0.3915	3.19	8447	71.5969%	Fecal		CFU/100 mL	200	283.2	86400	-	15,611.4
5439000	11/9/2014	7.73	7.73	0.3915	3.19	8447	71.5969%	Fecal		CFU/100 mL	200	283.2	86400	-	15,611.4
5439000	8/2/2016	7.73	7.73	0.3915	3.19	8447	71.5969%	Fecal		CFU/100 mL	200	283.2	86400	-	15,611.4
5439000	11/1/2021	7.73	7.73	0.3915	3.19	8447	71.5969%	Fecal		CFU/100 mL	200	283.2	86400	-	15,611.4
5439000	7/23/2004	7.72	7.72	0.3915	3.19	8451	71.6308%	Fecal		CFU/100 mL	200	283.2	86400	-	15,592.3
5439000	10/27/2020	7.71	7.71	0.3915	3.18	8452	71.6393%	Fecal		CFU/100 mL	200	283.2	86400	-	15,573.1
5439000	9/12/1990	7.7	7.7	0.3915	3.18	8453	71.6477%	Fecal		CFU/100 mL	200	283.2	86400	-	15,553.9
5439000	10/26/1994	7.7	7.7	0.3915	3.18	8453	71.6477%	Fecal		CFU/100 mL	200	283.2	86400	-	15,553.9
5439000	1/5/1996	7.7	7.7	0.3915	3.18	8453	71.6477%	Fecal		CFU/100 mL	200	283.2	86400	-	15,553.9
5439000	1/6/1996	7.7	7.7	0.3915	3.18	8453	71.6477%	Fecal		CFU/100 mL	200	283.2	86400	-	15,553.9
5439000	1/7/1996	7.7	7.7	0.3915	3.18	8453	71.6477%	Fecal		CFU/100 mL	200	283.2	86400	-	15,553.9
5439000	10/10/1999	7.7	7.7	0.3915	3.18	8453	71.6477%	Fecal		CFU/100 mL	200	283.2	86400	-	15,553.9
5439000	12/9/1999	7.7	7.7	0.3915	3.18	8453	71.6477%	Fecal		CFU/100 mL	200	283.2	86400	-	15,553.9
5439000	12/15/1999	7.7	7.7	0.3915	3.18	8453	71.6477%	Fecal		CFU/100 mL	200	283.2	86400	-	15,553.9
5439000	6/12/2005	7.7	7.7	0.3915	3.18	8453	71.6477%	Fecal		CFU/100 mL	200	283.2	86400	-	15,553.9
5439000	8/20/2017	7.7	7.7	0.3915	3.18	8453	71.6477%	Fecal		CFU/100 mL	200	283.2	86400	-	15,553.9
5439000	3/25/2003	7.69	7.69	0.3915	3.17	8463	71.7325%	Fecal		CFU/100 mL	200	283.2	86400	-	15,534.8
5439000	2/3/2022	7.69	7.69	0.3915	3.17	8463	71.7325%	Fecal		CFU/100 mL	200	283.2	86400	-	15,534.8
5439000	2/16/2021	7.68	7.68	0.3915	3.17	8465	71.7494%	Fecal		CFU/100 mL	200	283.2	86400	-	15,515.6
5439000	10/17/2011	7.67	7.67	0.3915	3.17	8466	71.7579%	Fecal		CFU/100 mL	200	283.2	86400	-	15,496.5
5439000	12/29/2003	7.66	7.66	0.3915	3.16	8467	71.7664%	Fecal		CFU/100 mL	200	283.2	86400	-	15,477.3
5439000	9/11/2009	7.65	7.65	0.3915	3.16	8468	71.7749%	Fecal		CFU/100 mL	200	283.2	86400	-	15,458.2
5439000	10/20/2011	7.63	7.63	0.3915	3.15	8469	71.7834%	Fecal		CFU/100 mL	200	283.2	86400	-	15,419.8
5439000	8/9/2021	7.62	7.62	0.3915	3.15	8470	71.7918%	Fecal		CFU/100 mL	200	283.2	86400	-	15,400.7
5439000	10/30/1994	7.6	7.6	0.3915	3.14	8471	71.8003%	Fecal		CFU/100 mL	200	283.2	86400	-	15,362.4
5439000	2/26/1996	7.6	7.6	0.3915	3.14	8471	71.8003%	Fecal		CFU/100 mL	200	283.2	86400	-	15,362.4
5439000	9/13/1996	7.6	7.6	0.3915	3.14	8471	71.8003%	Fecal		CFU/100 mL	200	283.2	86400	-	15,362.4
5439000	12/2/1996	7.6	7.6	0.3915	3.14	8471	71.8003%	Fecal		CFU/100 mL	200	283.2	86400	-	15,362.4
5439000	12/10/2007	7.6	7.6	0.3915	3.14	8471	71.8003%	Fecal		CFU/100 mL	200	283.2	86400	-	15,362.4
5439000	7/13/2002	7.59	7.59	0.3915	3.14	8476	71.8427%	Fecal		CFU/100 mL	200	283.2	86400	-	15,343.2
5439000	8/14/2014	7.59	7.59	0.3915	3.14	8476	71.8427%	Fecal		CFU/100 mL	200	283.2	86400	-	15,343.2
5439000	1/3/2018	7.59	7.59	0.3915	3.14	8476	71.8427%	Fecal		CFU/100 mL	200	283.2	86400	-	15,343.2
5439000	8/24/1994	7.57	7.57	0.3915	3.13	8479	71.8681%	Fecal		CFU/100 mL	200	283.2	86400	-	15,304.9
5439000	8/2/2021	7.57	7.57	0.3915	3.13	8479	71.8681%	Fecal		CFU/100 mL	200	283.2	86400	-	15,304.9
5439000	10/5/2011	7.56	7.56	0.3915	3.12	8481	71.8851%	Fecal		CFU/100 mL	200	283.2	86400	-	15,285.7
5439000	11/3/2014	7.56	7.56	0.3915	3.12	8481	71.8851%	Fecal		CFU/100 mL	200	283.2	86400	-	15,285.7
5439000	6/8/1994	7.54	7.54	0.3915	3.12	8483	71.9020%	Fecal		CFU/100 mL	200	283.2	86400	-	15,247.4
5439000	8/28/2011	7.54	7.54	0.3915	3.12	8483	71.9020%	Fecal		CFU/100 mL	200	283.2	86400	-	15,247.4
5439000	1/13/2013	7.54	7.54	0.3915	3.12	8483	71.9020%	Fecal		CFU/100 mL	200	283.2	86400	-	15,247.4
5439000	7/27/2013	7.53	7.53	0.3915	3.11	8486	71.9274%	Fecal		CFU/100 mL	200	283.2	86400	-	15,228.3
5439000	1/11/2014	7.53	7.53	0.3915	3.11	8486	71.9274%	Fecal		CFU/100 mL	200	283.2	86400	-	15,228.3
5439000	10/29/2015	7.53	7.53	0.3915	3.11	8486	71.9274%	Fecal		CFU/100 mL	200	283.2	86400	-	15,228.3
5439000	1/6/2021	7.52	7.52	0.3915	3.11	8489	71.9529%	Fecal		CFU/100 mL	200	283.2	86400	-	15,209.1
5439000	12/21/2003	7.51	7.51	0.3915	3.10	8490	71.9613%	Fecal		CFU/100 mL	200	283.2	86400	-	15,190.0
5439000	7/8/1992	7.5	7.5	0.3915	3.10	8491	71.9698%	Fecal		CFU/100 mL	200	283.2	86400	-	15,170.8
5439000	10/30/1992	7.5	7.5	0.3915	3.10	8491	71.9698%	Fecal		CFU/100 mL	200	283.2	86400	-	15,170.8
5439000	2/16/1996	7.5	7.5	0.3915	3.10	8491	71.9698%	Fecal		CFU/100 mL	200	283.2	86400	-	15,170.8
5439000	2/18/1996	7.5	7.5	0.3915	3.10	8491	71.9698%	Fecal		CFU/100 mL	200	283.2	86400	-	15,170.8
5439000	9/29/1996	7.5	7.5	0.3915	3.10	8491	71.9698%	Fecal		CFU/100 mL	200	283.2	86400	-	15,170.8
5439000	9/16/1998	7.5	7.5	0.3915	3.10	8491	71.9698%	Fecal		CFU/100 mL	200	283.2	86400	-	15,170.8
5439000	1/4/1999	7.5	7.5	0.3915	3.10	8491	71.9698%	Fecal		CFU/100 mL	200	283.2	86400	-	15,170.8
5439000	8/19/2000	7.5	7.5	0.3915	3.10	8491	71.9698%	Fecal		CFU/100 mL	200	283.2	86400	-	15,170.8
5439000	9/13/2000	7.5	7.5	0.3915	3.10	8491	71.9698%	Fecal		CFU/100 mL	200	283.2	86400	-	15,170.8
5439000	2/4/2021	7.5	7.5	0.3915	3.10	8491	71.9698%	Fecal		CFU/100 mL	200	283.2	86400	-	15,170.8
5439000	1/5/2005	7.48	7.48	0.3915	3.09	8501	72.0546%	Fecal		CFU/100 mL	200	283.2	86400	-	15,132.5
5439000	6/13/2005	7.48	7.48	0.3915	3.09	8501	72.0546%	Fecal		CFU/100 mL	200	283.2	86400	-	15,132.5
5439000	8/24/2009	7.48	7.48	0.3915	3.09	8501	72.0546%	Fecal		CFU/100 mL	200	283.2	86400	-	15,132.5
5439000	8/5/2011	7.48	7.48	0.3915	3.09	8501	72.0546%	Fecal		CFU/100 mL	200	283.2	86400	-	15,132.5
5439000	8/4/2009	7.47	7.47	0.3915	3.09	8505	72.0885%	Fecal		CFU/100 mL	200	283.2	86400	-	15,113.3
5439000	8/20/2019	7.47	7.47	0.3915	3.09	8505	72.0885%	Fecal		CFU/100 mL	200	283.2	86400	-	15,113.3
5439000	11/24/2007	7.46	7.46	0.3915	3.08	8507	72.1054%	Fecal		CFU/100 mL	200	283.2	86400	-	15,094.2
5439000	1/19/2022	7.46	7.46	0.3915	3.08	8507	72.1054%	Fecal		CFU/100 mL	200	283.2	86400	-	15,094.2
5439000	12/1/2007	7.45	7.45	0.3915	3.08	8509	72.1224%	Fecal		CFU/100 mL	200	283.2	86400	-	15,075.0
5439000	2/10/2022	7.45	7.45	0.3915	3.08	8509	72.1224%	Fecal		CFU/100 mL	200	283.2	86400	-	15,075.0
5439000	8/12/2005	7.44	7.44	0.3915	3.08	8511	72.1393%	Fecal		CFU/100 mL	200	283.2	86400	-	15,055.9
5439000	7/27/2018	7.44	7.44	0.3915	3.08	8511	72.1393%	Fecal		CFU/100 mL	200	283.2	86400	-	15,055.9
5439000	6/13/1994	7.43	7.43	0.3915	3.07	8513	72.1563%	Fecal		CFU/100 mL	200	283.2	86400	-	15,036.7
5439000	8/13/2015	7.43	7.43	0.3915	3.07	8513	72.1563%	Fecal		CFU/100 mL	200	283.2	86400	-	15,036.7
5439000	11/14/2015	7.43	7.43	0.3915	3.07	8513	72.1563%	Fecal		CFU/100 mL	200	283.2	86400	-	15,036.7
5439000	8/23/2010	7.42	7.42	0.3915	3.07	8516	72.1817%	Fecal		CFU/100 mL	200	283.2	86400	-	15,017.5
5439000	8/12/2011	7.42	7.42	0.3915	3.07	8516	72.1817%	Fecal		CFU/100 mL	200	283.2	86400	-	15,017.5
5439000	3/21/2003	7.41	7.41	0.3915	3.06	8518	72.1987%	Fecal		CFU/100 mL	200	283.2	86400	-	14,998.4
5439000	11/12/2014	7.41	7.41	0.3915	3.06	8518	72.1987%	Fecal		CFU/100 mL	200	283.2	86400	-	14,998.4
5439000	7/23/1991	7.4	7.4	0.3915	3.06	8520	72.2156%	Fecal		CFU/100 mL	200	283.2	86400	-	14,979.2
5439000	8/12/1991	7.4	7.4	0.3915	3.06	8520	72.2156%	Fecal		CFU/100 mL	200	283.2	86400	-	14,979.2
5439000	10/8/1991	7.4	7.4	0.3915	3.06	8520	72.2156%	Fecal		CFU/100 mL	200	283.2	86400	-	14,979.2
5439000	7/18/1999	7.4	7.4	0.3915	3.06	8520	72.2156%	Fecal		CFU/100 mL	200	283.2	86400	-	14,979.2
5439000	10/11/1999	7.4	7.4	0.3915	3.06	8520	72.2156%	Fecal		CFU/100 mL	200	283.2	86400	-	14,979.2
5439000	10/16/1999	7.4	7.4	0.3915	3.06	8520	72.2156%	Fecal		CFU/100 mL	200	283.2	86400	-	14,979.2
5439000	12/10/1999	7.4	7.4	0.3915	3.06	8520	72.2156%	Fecal		CFU/100 mL	200	283.2	86400	-	14,979.2
5439000	7/11/2001	7.4	7.4	0.3915	3.06	8520	72.2156%	Fecal		CFU/100 mL	200	283.2	86400	-	14,979.2
5439000	11/25/2007	7.38	7.38	0.3915	3.05	8528	72.2834%	Fecal		CFU/100 mL	200	283.2	86400	-	14,940.9
5439000	11/26/2007	7.38	7.38	0.3915	3.05	8528	72.2834%	Fecal		CFU/100 mL	200	283.2	86400	-	14,940.9
5439000	9/8/2014	7.37	7.37	0.3915	3.05	8530	72.3004%	Fecal		CFU/100 mL	200	283.2	86400	-	14,921.8
5439000	1/10/2015	7.37	7.37	0.3915	3.05	8530	72.3004%	Fecal		CFU/100 mL	200	283.2	86400	-	14,921.8
5439000	6/9/1994	7.36	7.36	0.3915	3.05	8532	72.3173%	Fecal		CFU/100 mL	200	283.2	86400	-	14,902.6
5439000	8/9/2015	7.35	7.35	0.3915	3.04	8533	72.3258%	Fecal		CFU/100 mL	200	283.2	86400	-	14,883.4
5439000	3/12/2022	19.7	19.7	0.1459	3.04	8534	72.3343%	Fecal		CFU/100 mL	200	283.2	86400	-	14,871.7
5439000	3/29/2006	7.33	7.33	0.3915	3.03	8535	72.3428%	Fecal		CFU/100 mL	200	283.2	86400	-	14,845.1
5439000	8/2/2008	7.33	7.33	0.3915	3.03	8535	72.3428%	Fecal		CFU/100 mL	200	283.2	86400	-	14,845.1
5439000	9/5/2018	7.33	7.33	0.3915	3.03	8535	72.3428%	Fecal		CFU/100 mL	200	283.2	86400	-	14,845.1
5439000	4/9/2003	7.32	7.32	0.3915	3.03	8538	72.3682%	Fecal		CFU/100 mL	200	283.2	86400	-	14,826.0
5439000	1/6/2005	7.32	7.32	0.3915	3.03	8538	72.3682%	Fecal		CFU/100 mL	200	283.2	86400	-	14,826.0
5439000	11/17/2014	7.32	7.32	0.3915	3.03	8538	72.3682%	Fecal		CFU/100 mL	200	283.2	86400	-	14,826.0
5439000	10/25/2007	7.31	7.31	0.3915	3.03	8541	72.3936%	Fecal		CFU/100 mL	200	283.2	86400	-	14,806.8
5439000	7/9/1991	7.3	7.3	0.3915	3.02	8542	72.4021%	Fecal		CFU/100 mL	200	283.2	86400	-	14,787.7
5439000	10/25/1994	7.3	7.3	0.3915	3.02	8542	72.4021%	Fecal		CFU/100 mL	200	283.2	86400	-	14,787.7
5439000	2/24/1996	7.3	7.3	0.3915	3.02	8542	72.4021%	Fecal		CFU/100 mL	200	283.2	86400	-	14,787.7
5439000	3/15/1996	7.3	7.3	0.3915	3.02	8542	72.4021%	Fecal		CFU/100 mL	200	283.2	86400	-	14,787.7
5439000	4/6/1996	7.3	7.3	0.3915	3.02	8542	72.4021%	Fecal		CFU/100 mL	200	283.2	86400	-	14,787.7
5439000	11/7/1996	7.3	7.3	0.3915	3.02	8542	72.4021%	Fecal		CFU/100 mL	200	283.2	86400	-	14,787.7
5439000	8/9/1998	7.3	7.3	0.3915	3.02	8542	72.4021%	Fecal		CFU/100 mL	200	283.2	86400	-	14,787.7
5439000	8/15/2000	7.3	7.3	0.3915	3.02	8542	72.4021%	Fecal		CFU/100 mL	200	283.2	86400	-	14,787.7
5439000	10/25/2011	7.3	7.3	0.3915	3.02	8542	72.4021%	Fecal		CFU/100 mL	200	283.2	86400	-	14,787.7
5439000	5/31/1994	7.29	7.29	0.3915	3.02	8551	72.4784%	Fecal		CFU/100 mL	200	283.2	86400	-	14,768.5
5439000	7/1/2003	7.29	7.29	0.3915	3.02	8551	72.4784%	Fecal		CFU/100 mL	200	283.2	86400	-	14,768.5
5439000	10/27/2010	7.28	7.28	0.3915	3.01	8553	72.4953%	Fecal		CFU/100 mL	200	283.2	86400	-	14,749.3
5439000	10/20/2001	7.26	7.26	0.3915	3.01	8554	72.5038%	Fecal		CFU/100 mL	200	283.2	86400	-	14,711.0
5439000	2/3/2007	7.26	7.26	0.3915	3.01	8554	72.5038%	Fecal		CFU/100 mL	200	283.2	86400	-	14,711.0
5439000	2/4/2007	7.26	7.26	0.3915	3.01	8554	72.5038%	Fecal		CFU/100 mL	200	283.2	86400	-	14,711.0
5439000	2/7/2007	7.26	7.26	0.3915	3.01	8554	72.5038%	Fecal		CFU/100 mL	200	283.2	86400	-	14,711.0
5439000	2/13/2007	7.26	7.26	0.3915	3.01	8554	72.5038%	Fecal		CFU/100 mL	200	283.2	86400	-	14,711.0
5439000	2/15/2007	7.26	7.26	0.3915	3.01	8554	72.5038%	Fecal		CFU/100 mL	200	283.2	86400	-	14,711.0
5439000	12/9/2003	7.25	7.25	0.3915	3.00	8560	72.5547%	Fecal		CFU/100 mL	200	283.2	86400	-	14,691.9
5439000	8/2/2003	7.24	7.24	0.3915	3.00	8561	72.5631%	Fecal		CFU/100 mL	200	283.2	86400	-	14,672.7
5439000	11/27/2007	7.23	7.23	0.3915	2.99	8562	72.5716%	Fecal		CFU/100 mL	200	283.2	86400	-	14,653.6
5439000	11/9/2013	7.22	7.22	0.3915	2.99	8563	72.5801%	Fecal		CFU/100 mL	200	283.2	86400	-	14,634.4
5439000	1/5/2018	7.21	7.21	0.3915	2.99	8564	72.5886%	Fecal		CFU/100 mL	200	283.2	86400	-	14,615.2
5439000	10/3/2000	7.2	7.2	0.3915	2.98	8565	72.5971%	Fecal		CFU/100 mL	200	283.2	86400	-	14,596.1
5439000	1/22/2021	7.2	7.2	0.3915	2.98	8565	72.5971%	Fecal		CFU/100 mL	200	283.2	86400	-	14,596.1
5439000	9/1/2015	7.19	7.19	0.3915	2.98	8567	72.6140%	Fecal		CFU/100 mL	200	283.2	86400	-	14,576.9
5439000	8/31/2018	7.19	7.19	0.3915	2.98	8567	72.6140%	Fecal		CFU/100 mL	200	283.2	86400	-	14,576.9

Gage ID	Date	Discharge (CFS)	Gage Discharge (less Surrogate NPDES) (CFS)	Watershed Area Ratio	Calculated flow (CFS)	Rank	Flow Exceedance %	Parameter	Results	Units (mg or micro_gram	Limit/Standard	100mL/CF	sec/day	Actual Load (million colonies/day)	Allowable Load (million colonies/day)
5439000	2/4/2022	7.19	7.19	0.3915	2.98	8567	72.6140%	Fecal		CFU/100 mL	200	283.2	86400	-	14,576.9
5439000	6/14/2005	7.18	7.18	0.3915	2.97	8570	72.6394%	Fecal		CFU/100 mL	200	283.2	86400	-	14,557.8
5439000	10/31/2006	7.17	7.17	0.3915	2.97	8571	72.6479%	Fecal		CFU/100 mL	200	283.2	86400	-	14,538.6
5439000	9/22/2006	7.16	7.16	0.3915	2.97	8572	72.6564%	Fecal		CFU/100 mL	200	283.2	86400	-	14,519.5
5439000	8/4/1994	7.13	7.13	0.3915	2.96	8573	72.6649%	Fecal		CFU/100 mL	200	283.2	86400	-	14,462.0
5439000	10/21/2011	7.13	7.13	0.3915	2.96	8573	72.6649%	Fecal		CFU/100 mL	200	283.2	86400	-	14,462.0
5439000	9/12/2006	7.11	7.11	0.3915	2.95	8575	72.6818%	Fecal		CFU/100 mL	200	283.2	86400	-	14,423.7
5439000	11/8/2014	7.11	7.11	0.3915	2.95	8575	72.6818%	Fecal		CFU/100 mL	200	283.2	86400	-	14,423.7
5439000	8/11/1991	7.1	7.1	0.3915	2.94	8577	72.6988%	Fecal		CFU/100 mL	200	283.2	86400	-	14,404.5
5439000	8/13/1991	7.1	7.1	0.3915	2.94	8577	72.6988%	Fecal		CFU/100 mL	200	283.2	86400	-	14,404.5
5439000	6/26/1992	7.1	7.1	0.3915	2.94	8577	72.6988%	Fecal		CFU/100 mL	200	283.2	86400	-	14,404.5
5439000	8/7/1992	7.1	7.1	0.3915	2.94	8577	72.6988%	Fecal		CFU/100 mL	200	283.2	86400	-	14,404.5
5439000	4/7/1996	7.1	7.1	0.3915	2.94	8577	72.6988%	Fecal		CFU/100 mL	200	283.2	86400	-	14,404.5
5439000	4/8/1996	7.1	7.1	0.3915	2.94	8577	72.6988%	Fecal		CFU/100 mL	200	283.2	86400	-	14,404.5
5439000	9/14/1996	7.1	7.1	0.3915	2.94	8577	72.6988%	Fecal		CFU/100 mL	200	283.2	86400	-	14,404.5
5439000	12/4/1996	7.1	7.1	0.3915	2.94	8577	72.6988%	Fecal		CFU/100 mL	200	283.2	86400	-	14,404.5
5439000	10/1/2000	7.1	7.1	0.3915	2.94	8577	72.6988%	Fecal		CFU/100 mL	200	283.2	86400	-	14,404.5
5439000	7/28/2013	7.1	7.1	0.3915	2.94	8577	72.6988%	Fecal		CFU/100 mL	200	283.2	86400	-	14,404.5
5439000	1/11/2015	7.1	7.1	0.3915	2.94	8577	72.6988%	Fecal		CFU/100 mL	200	283.2	86400	-	14,404.5
5439000	9/8/2016	7.1	7.1	0.3915	2.94	8577	72.6988%	Fecal		CFU/100 mL	200	283.2	86400	-	14,404.5
5439000	10/21/2012	7.09	7.09	0.3915	2.94	8589	72.8005%	Fecal		CFU/100 mL	200	283.2	86400	-	14,385.4
5439000	11/17/2020	7.09	7.09	0.3915	2.94	8589	72.8005%	Fecal		CFU/100 mL	200	283.2	86400	-	14,385.4
5439000	11/2/2014	7.08	7.08	0.3915	2.94	8591	72.8174%	Fecal		CFU/100 mL	200	283.2	86400	-	14,366.2
5439000	11/22/2014	7.08	7.08	0.3915	2.94	8591	72.8174%	Fecal		CFU/100 mL	200	283.2	86400	-	14,366.2
5439000	8/10/2021	7.08	7.08	0.3915	2.94	8591	72.8174%	Fecal		CFU/100 mL	200	283.2	86400	-	14,366.2
5439000	9/23/2015	7.06	7.06	0.3915	2.93	8594	72.8429%	Fecal		CFU/100 mL	200	283.2	86400	-	14,327.9
5439000	1/13/2021	7.06	7.06	0.3915	2.93	8594	72.8429%	Fecal		CFU/100 mL	200	283.2	86400	-	14,327.9
5439000	1/11/2022	7.06	7.06	0.3915	2.93	8594	72.8429%	Fecal		CFU/100 mL	200	283.2	86400	-	14,327.9
5439000	11/30/2007	7.05	7.05	0.3915	2.92	8597	72.8683%	Fecal		CFU/100 mL	200	283.2	86400	-	14,308.7
5439000	8/21/2017	7.05	7.05	0.3915	2.92	8597	72.8683%	Fecal		CFU/100 mL	200	283.2	86400	-	14,308.7
5439000	7/4/2003	7.03	7.03	0.3915	2.92	8599	72.8852%	Fecal		CFU/100 mL	200	283.2	86400	-	14,270.4
5439000	8/20/1995	7	7	0.3915	2.90	8600	72.8937%	Fecal		CFU/100 mL	200	283.2	86400	-	14,212.9
5439000	4/9/1996	7	7	0.3915	2.90	8600	72.8937%	Fecal		CFU/100 mL	200	283.2	86400	-	14,212.9
5439000	11/1/1996	7	7	0.3915	2.90	8600	72.8937%	Fecal		CFU/100 mL	200	283.2	86400	-	14,212.9
5439000	7/28/1999	7	7	0.3915	2.90	8600	72.8937%	Fecal		CFU/100 mL	200	283.2	86400	-	14,212.9
5439000	12/5/2007	7	7	0.3915	2.90	8600	72.8937%	Fecal		CFU/100 mL	200	283.2	86400	-	14,212.9
5439000	1/12/2015	7	7	0.3915	2.90	8600	72.8937%	Fecal		CFU/100 mL	200	283.2	86400	-	14,212.9
5439000	9/7/2018	7	7	0.3915	2.90	8600	72.8937%	Fecal		CFU/100 mL	200	283.2	86400	-	14,212.9
5439000	9/5/2010	6.99	6.99	0.3915	2.90	8607	72.9530%	Fecal		CFU/100 mL	200	283.2	86400	-	14,193.8
5439000	10/28/2007	6.98	6.98	0.3915	2.90	8608	72.9615%	Fecal		CFU/100 mL	200	283.2	86400	-	14,174.6
5439000	9/15/2014	6.98	6.98	0.3915	2.90	8608	72.9615%	Fecal		CFU/100 mL	200	283.2	86400	-	14,174.6
5439000	8/1/2019	6.98	6.98	0.3915	2.90	8608	72.9615%	Fecal		CFU/100 mL	200	283.2	86400	-	14,174.6
5439000	2/25/2014	6.97	6.97	0.3915	2.89	8611	72.9869%	Fecal		CFU/100 mL	200	283.2	86400	-	14,155.5
5439000	1/8/2022	6.96	6.96	0.3915	2.89	8612	72.9954%	Fecal		CFU/100 mL	200	283.2	86400	-	14,136.3
5439000	10/8/2009	6.95	6.95	0.3915	2.88	8613	73.0039%	Fecal		CFU/100 mL	200	283.2	86400	-	14,117.1
5439000	7/13/2006	6.94	6.94	0.3915	2.88	8614	73.0124%	Fecal		CFU/100 mL	200	283.2	86400	-	14,098.0
5439000	10/12/2011	6.93	6.93	0.3915	2.88	8615	73.0209%	Fecal		CFU/100 mL	200	283.2	86400	-	14,078.8
5439000	6/25/2012	6.91	6.91	0.3915	2.87	8616	73.0293%	Fecal		CFU/100 mL	200	283.2	86400	-	14,040.5
5439000	1/18/2022	6.91	6.91	0.3915	2.87	8616	73.0293%	Fecal		CFU/100 mL	200	283.2	86400	-	14,040.5
5439000	2/5/2022	6.91	6.91	0.3915	2.87	8616	73.0293%	Fecal		CFU/100 mL	200	283.2	86400	-	14,040.5
5439000	10/27/1994	6.9	6.9	0.3915	2.87	8619	73.0548%	Fecal		CFU/100 mL	200	283.2	86400	-	14,021.4
5439000	10/31/1995	6.9	6.9	0.3915	2.87	8619	73.0548%	Fecal		CFU/100 mL	200	283.2	86400	-	14,021.4
5439000	12/3/1996	6.9	6.9	0.3915	2.87	8619	73.0548%	Fecal		CFU/100 mL	200	283.2	86400	-	14,021.4
5439000	7/29/1998	6.9	6.9	0.3915	2.87	8619	73.0548%	Fecal		CFU/100 mL	200	283.2	86400	-	14,021.4
5439000	12/16/1999	6.9	6.9	0.3915	2.87	8619	73.0548%	Fecal		CFU/100 mL	200	283.2	86400	-	14,021.4
5439000	8/6/2002	6.9	6.9	0.3915	2.87	8619	73.0548%	Fecal		CFU/100 mL	200	283.2	86400	-	14,021.4
5439000	8/26/2002	6.89	6.89	0.3915	2.86	8625	73.1056%	Fecal		CFU/100 mL	200	283.2	86400	-	14,002.2
5439000	4/10/2003	6.89	6.89	0.3915	2.86	8625	73.1056%	Fecal		CFU/100 mL	200	283.2	86400	-	14,002.2
5439000	1/13/2015	6.88	6.88	0.3915	2.86	8627	73.1226%	Fecal		CFU/100 mL	200	283.2	86400	-	13,983.0
5439000	1/14/2015	6.88	6.88	0.3915	2.86	8627	73.1226%	Fecal		CFU/100 mL	200	283.2	86400	-	13,983.0
5439000	1/15/2015	6.88	6.88	0.3915	2.86	8627	73.1226%	Fecal		CFU/100 mL	200	283.2	86400	-	13,983.0
5439000	7/26/1994	6.87	6.87	0.3915	2.85	8630	73.1480%	Fecal		CFU/100 mL	200	283.2	86400	-	13,963.9
5439000	7/3/2003	6.87	6.87	0.3915	2.85	8630	73.1480%	Fecal		CFU/100 mL	200	283.2	86400	-	13,963.9
5439000	1/16/2014	6.87	6.87	0.3915	2.85	8630	73.1480%	Fecal		CFU/100 mL	200	283.2	86400	-	13,963.9
5439000	9/11/2019	6.87	6.87	0.3915	2.85	8630	73.1480%	Fecal		CFU/100 mL	200	283.2	86400	-	13,963.9
5439000	7/30/2020	6.87	6.87	0.3915	2.85	8630	73.1480%	Fecal		CFU/100 mL	200	283.2	86400	-	13,963.9
5439000	8/21/2015	6.85	6.85	0.3915	2.85	8635	73.1904%	Fecal		CFU/100 mL	200	283.2	86400	-	13,925.6
5439000	1/19/2021	6.85	6.85	0.3915	2.85	8635	73.1904%	Fecal		CFU/100 mL	200	283.2	86400	-	13,925.6
5439000	8/14/2019	6.84	6.84	0.3915	2.84	8637	73.2073%	Fecal		CFU/100 mL	200	283.2	86400	-	13,906.4
5439000	6/1/1994	6.81	6.81	0.3915	2.83	8638	73.2158%	Fecal		CFU/100 mL	200	283.2	86400	-	13,848.9
5439000	10/3/1990	6.8	6.8	0.3915	2.83	8639	73.2243%	Fecal		CFU/100 mL	200	283.2	86400	-	13,829.8
5439000	11/17/1996	6.8	6.8	0.3915	2.83	8639	73.2243%	Fecal		CFU/100 mL	200	283.2	86400	-	13,829.8
5439000	7/2/2003	6.8	6.8	0.3915	2.83	8639	73.2243%	Fecal		CFU/100 mL	200	283.2	86400	-	13,829.8
5439000	1/21/2021	6.8	6.8	0.3915	2.83	8639	73.2243%	Fecal		CFU/100 mL	200	283.2	86400	-	13,829.8
5439000	2/6/2021	6.8	6.8	0.3915	2.83	8639	73.2243%	Fecal		CFU/100 mL	200	283.2	86400	-	13,829.8
5439000	7/14/2006	6.79	6.79	0.3915	2.82	8644	73.2667%	Fecal		CFU/100 mL	200	283.2	86400	-	13,810.6
5439000	8/15/2011	6.79	6.79	0.3915	2.82	8644	73.2667%	Fecal		CFU/100 mL	200	283.2	86400	-	13,810.6
5439000	10/18/2011	6.79	6.79	0.3915	2.82	8644	73.2667%	Fecal		CFU/100 mL	200	283.2	86400	-	13,810.6
5439000	7/4/2005	6.78	6.78	0.3915	2.82	8647	73.2921%	Fecal		CFU/100 mL	200	283.2	86400	-	13,791.5
5439000	6/7/1994	6.77	6.77	0.3915	2.81	8648	73.3006%	Fecal		CFU/100 mL	200	283.2	86400	-	13,772.3
5439000	7/19/2016	6.76	6.76	0.3915	2.81	8649	73.3090%	Fecal		CFU/100 mL	200	283.2	86400	-	13,753.2
5439000	2/15/2021	6.76	6.76	0.3915	2.81	8649	73.3090%	Fecal		CFU/100 mL	200	283.2	86400	-	13,753.2
5439000	10/2/2002	6.75	6.75	0.3915	2.81	8651	73.3260%	Fecal		CFU/100 mL	200	283.2	86400	-	13,734.0
5439000	1/27/2013	6.75	6.75	0.3915	2.81	8651	73.3260%	Fecal		CFU/100 mL	200	283.2	86400	-	13,734.0
5439000	7/30/2013	6.75	6.75	0.3915	2.81	8651	73.3260%	Fecal		CFU/100 mL	200	283.2	86400	-	13,734.0
5439000	9/12/2009	6.74	6.74	0.3915	2.80	8654	73.3514%	Fecal		CFU/100 mL	200	283.2	86400	-	13,714.8
5439000	10/24/2015	6.73	6.73	0.3915	2.80	8655	73.3599%	Fecal		CFU/100 mL	200	283.2	86400	-	13,695.7
5439000	11/10/2014	6.72	6.72	0.3915	2.79	8656	73.3684%	Fecal		CFU/100 mL	200	283.2	86400	-	13,676.5
5439000	7/9/1992	6.7	6.7	0.3915	2.79	8657	73.3768%	Fecal		CFU/100 mL	200	283.2	86400	-	13,638.2
5439000	8/29/1998	6.7	6.7	0.3915	2.79	8657	73.3768%	Fecal		CFU/100 mL	200	283.2	86400	-	13,638.2
5439000	10/12/1999	6.7	6.7	0.3915	2.79	8657	73.3768%	Fecal		CFU/100 mL	200	283.2	86400	-	13,638.2
5439000	9/29/2000	6.7	6.7	0.3915	2.79	8657	73.3768%	Fecal		CFU/100 mL	200	283.2	86400	-	13,638.2
5439000	7/18/2012	6.7	6.7	0.3915	2.79	8657	73.3768%	Fecal		CFU/100 mL	200	283.2	86400	-	13,638.2
5439000	11/6/2007	6.69	6.69	0.3915	2.78	8662	73.4192%	Fecal		CFU/100 mL	200	283.2	86400	-	13,619.1
5439000	1/7/2021	6.68	6.68	0.3915	2.78	8663	73.4277%	Fecal		CFU/100 mL	200	283.2	86400	-	13,599.9
5439000	9/27/1994	6.67	6.67	0.3915	2.78	8664	73.4362%	Fecal		CFU/100 mL	200	283.2	86400	-	13,580.7
5439000	11/11/2007	6.67	6.67	0.3915	2.78	8664	73.4362%	Fecal		CFU/100 mL	200	283.2	86400	-	13,580.7
5439000	6/15/2005	6.65	6.65	0.3915	2.77	8666	73.4531%	Fecal		CFU/100 mL	200	283.2	86400	-	13,542.4
5439000	10/24/2010	6.65	6.65	0.3915	2.77	8666	73.4531%	Fecal		CFU/100 mL	200	283.2	86400	-	13,542.4
5439000	7/31/2012	6.65	6.65	0.3915	2.77	8666	73.4531%	Fecal		CFU/100 mL	200	283.2	86400	-	13,542.4
5439000	10/31/2007	6.64	6.64	0.3915	2.76	8669	73.4786%	Fecal		CFU/100 mL	200	283.2	86400	-	13,523.3
5439000	11/15/2007	6.64	6.64	0.3915	2.76	8669	73.4786%	Fecal		CFU/100 mL	200	283.2	86400	-	13,523.3
5439000	1/16/2015	6.64	6.64	0.3915	2.76	8669	73.4786%	Fecal		CFU/100 mL	200	283.2	86400	-	13,523.3
5439000	2/6/2022	6.64	6.64	0.3915	2.76	8669	73.4786%	Fecal		CFU/100 mL	200	283.2	86400	-	13,523.3
5439000	6/2/1994	6.63	6.63	0.3915	2.76	8673	73.5125%	Fecal		CFU/100 mL	200	283.2	86400	-	13,504.1
5439000	6/12/1994	6.63	6.63	0.3915	2.76	8673	73.5125%	Fecal		CFU/100 mL	200	283.2	86400	-	13,504.1
5439000	11/2/2013	6.63	6.63	0.3915	2.76	8673	73.5125%	Fecal		CFU/100 mL	200	283.2	86400	-	13,504.1
5439000	8/5/2012	6.62	6.62	0.3915	2.76	8676	73.5379%	Fecal		CFU/100 mL	200	283.2	86400	-	13,485.0
5439000	1/28/2021	6.62	6.62	0.3915	2.76	8676	73.5379%	Fecal		CFU/100 mL	200	283.2	86400	-	13,485.0
5439000	11/9/2007	6.61	6.61	0.3915	2.75	8678	73.5548%	Fecal		CFU/100 mL	200	283.2	86400	-	13,465.8
5439000	11/12/2012	6.61	6.61	0.3915	2.75	8678	73.5548%	Fecal		CFU/100 mL	200	283.2	86400	-	13,465.8
5439000	3/7/2013	6.61	6.61	0.3915	2.75	8678	73.5548%	Fecal		CFU/100 mL	200	283.2	86400	-	13,465.8
5439000	9/13/1990	6.6	6.6	0.3915	2.75	8681	73.5803%	Fecal		CFU/100 mL	200	283.2	86400	-	13,446.6
5439000	6/22/1992	6.6	6.6	0.3915	2.75	8681	73.5803%	Fecal		CFU/100 mL	200	283.2	86400	-	13,446.6
5439000	2/25/1996	6.6	6.6	0.3915	2.75	8681	73.5803%	Fecal		CFU/100 mL	200	283.2	86400	-	13,446.6
5439000	3/22/1996	6.6	6.6	0.3915	2.75	8681	73.5803%	Fecal		CFU/100 mL	200	283.2	86400	-	13,446.6
5439000	4/10/1996	6.6	6.6	0.3915	2.75	8681	73.5803%	Fecal		CFU/100 mL	200	283.2	86400	-	13,446.6
5439000	7/13/1997	6.6	6.6	0.3915	2.75	8681	73.5803%	Fecal		CFU/100 mL	200	283.2	86400	-	13,446.6
5439000	7/14/1997	6.6	6.6	0.3915	2.75	8681	73.5803%	Fecal		CFU/100 mL	200	283.2	86400	-	13,446.6
5439000	7/15/1997	6.6	6.6	0.3915	2.75	8681	73.5803%	Fecal		CFU/100 mL	200	283.2	86400	-	13,446.6
5439000	8/26/1998	6.6	6.6	0.3915	2.75	8681	73.5803%	Fecal		CFU/100 mL	200	283.2	86400	-	13,446.6
5439000	1/5/1999	6.6	6.6	0.3915	2.75	8681	73.5803%	Fecal		CFU/100 mL	200	283.2	86400	-	13,446.6
5439000	12/12/1999	6.6	6.6	0.3915	2.75	8681	73.5803%	Fecal		CFU/100 mL	200	283.2	86400	-	13,446.6
5439000	8/2/2001	6.6	6.6	0.3915	2.75	8681	73.5803%	Fecal		CFU/100 mL	200	283.2	86400	-	13,446.6
5439000	12/19/2004	6.6	6.6	0.3915	2.75	8681	73.5803%	Fecal		CFU/100 mL	200	283.2	86400	-	13,446.6
5439000	8/22/2017	6.59	6.59	0.3915	2.74	8694	73.6905%	Fecal		CFU/100 mL	200	283.2	86400	-	13,427.5

Gage ID	Date	Discharge (CFS)	Gage Discharge (less Surrogate NPDES) (CFS)	Watershed Area Ratio	Calculated flow (CFS)	Rank	Flow Exceedance %	Parameter	Results	Units (mg or micro_gram	Limit/Standard	100mL/CF	sec/day	Actual Load (million colonies/day)	Allowable Load (million colonies/day)
5439000	8/5/2009	6.58	6.58	0.3915	2.74	8695	73.6989%	Fecal		CFU/100 mL	200	283.2	86400	-	13,408.3
5439000	7/24/2012	6.58	6.58	0.3915	2.74	8695	73.6989%	Fecal		CFU/100 mL	200	283.2	86400	-	13,408.3
5439000	11/28/2007	6.57	6.57	0.3915	2.74	8697	73.7159%	Fecal		CFU/100 mL	200	283.2	86400	-	13,389.2
5439000	4/16/2003	6.56	6.56	0.3915	2.73	8698	73.7244%	Fecal		CFU/100 mL	200	283.2	86400	-	13,370.0
5439000	8/16/2015	6.56	6.56	0.3915	2.73	8698	73.7244%	Fecal		CFU/100 mL	200	283.2	86400	-	13,370.0
5439000	10/8/2011	6.55	6.55	0.3915	2.73	8700	73.7413%	Fecal		CFU/100 mL	200	283.2	86400	-	13,350.9
5439000	11/20/2007	6.54	6.54	0.3915	2.72	8701	73.7498%	Fecal		CFU/100 mL	200	283.2	86400	-	13,331.7
5439000	8/24/2010	6.54	6.54	0.3915	2.72	8701	73.7498%	Fecal		CFU/100 mL	200	283.2	86400	-	13,331.7
5439000	10/19/2011	6.54	6.54	0.3915	2.72	8701	73.7498%	Fecal		CFU/100 mL	200	283.2	86400	-	13,331.7
5439000	9/23/1994	6.53	6.53	0.3915	2.72	8704	73.7752%	Fecal		CFU/100 mL	200	283.2	86400	-	13,312.5
5439000	3/26/2006	6.53	6.53	0.3915	2.72	8704	73.7752%	Fecal		CFU/100 mL	200	283.2	86400	-	13,312.5
5439000	11/1/2007	6.52	6.52	0.3915	2.72	8706	73.7922%	Fecal		CFU/100 mL	200	283.2	86400	-	13,293.4
5439000	10/28/2020	6.52	6.52	0.3915	2.72	8706	73.7922%	Fecal		CFU/100 mL	200	283.2	86400	-	13,293.4
5439000	9/9/2008	6.51	6.51	0.3915	2.71	8708	73.8091%	Fecal		CFU/100 mL	200	283.2	86400	-	13,274.2
5439000	3/4/2013	6.51	6.51	0.3915	2.71	8708	73.8091%	Fecal		CFU/100 mL	200	283.2	86400	-	13,274.2
5439000	2/3/2021	6.51	6.51	0.3915	2.71	8708	73.8091%	Fecal		CFU/100 mL	200	283.2	86400	-	13,274.2
5439000	10/20/1995	6.5	6.5	0.3915	2.71	8711	73.8345%	Fecal		CFU/100 mL	200	283.2	86400	-	13,255.1
5439000	2/17/1996	6.5	6.5	0.3915	2.71	8711	73.8345%	Fecal		CFU/100 mL	200	283.2	86400	-	13,255.1
5439000	7/20/1999	6.5	6.5	0.3915	2.71	8711	73.8345%	Fecal		CFU/100 mL	200	283.2	86400	-	13,255.1
5439000	12/11/1999	6.5	6.5	0.3915	2.71	8711	73.8345%	Fecal		CFU/100 mL	200	283.2	86400	-	13,255.1
5439000	12/12/2010	6.5	6.5	0.3915	2.71	8711	73.8345%	Fecal		CFU/100 mL	200	283.2	86400	-	13,255.1
5439000	9/11/2016	6.5	6.5	0.3915	2.71	8711	73.8345%	Fecal		CFU/100 mL	200	283.2	86400	-	13,255.1
5439000	3/28/2003	6.49	6.49	0.3915	2.70	8717	73.8854%	Fecal		CFU/100 mL	200	283.2	86400	-	13,235.9
5439000	11/12/2020	6.49	6.49	0.3915	2.70	8717	73.8854%	Fecal		CFU/100 mL	200	283.2	86400	-	13,235.9
5439000	6/3/1994	6.48	6.48	0.3915	2.70	8719	73.9024%	Fecal		CFU/100 mL	200	283.2	86400	-	13,216.8
5439000	6/5/1994	6.48	6.48	0.3915	2.70	8719	73.9024%	Fecal		CFU/100 mL	200	283.2	86400	-	13,216.8
5439000	9/1/2019	6.48	6.48	0.3915	2.70	8719	73.9024%	Fecal		CFU/100 mL	200	283.2	86400	-	13,216.8
5439000	3/6/2013	6.47	6.47	0.3915	2.70	8722	73.9278%	Fecal		CFU/100 mL	200	283.2	86400	-	13,197.6
5439000	12/27/2010	6.46	6.46	0.3915	2.69	8723	73.9363%	Fecal		CFU/100 mL	200	283.2	86400	-	13,178.4
5439000	2/14/2021	6.46	6.46	0.3915	2.69	8723	73.9363%	Fecal		CFU/100 mL	200	283.2	86400	-	13,178.4
5439000	6/4/1994	6.45	6.45	0.3915	2.69	8725	73.9532%	Fecal		CFU/100 mL	200	283.2	86400	-	13,159.3
5439000	11/5/2007	6.45	6.45	0.3915	2.69	8725	73.9532%	Fecal		CFU/100 mL	200	283.2	86400	-	13,159.3
5439000	2/7/2021	6.45	6.45	0.3915	2.69	8725	73.9532%	Fecal		CFU/100 mL	200	283.2	86400	-	13,159.3
5439000	3/14/2022	17.3	17.3	0.1459	2.69	8728	73.9786%	Fecal		CFU/100 mL	200	283.2	86400	-	13,157.7
5439000	12/24/2003	6.44	6.44	0.3915	2.69	8729	73.9871%	Fecal		CFU/100 mL	200	283.2	86400	-	13,140.1
5439000	10/7/2016	6.44	6.44	0.3915	2.69	8729	73.9871%	Fecal		CFU/100 mL	200	283.2	86400	-	13,140.1
5439000	1/9/2021	6.44	6.44	0.3915	2.69	8729	73.9871%	Fecal		CFU/100 mL	200	283.2	86400	-	13,140.1
5439000	2/13/2021	6.44	6.44	0.3915	2.69	8729	73.9871%	Fecal		CFU/100 mL	200	283.2	86400	-	13,140.1
5439000	2/12/2021	6.43	6.43	0.3915	2.68	8733	74.0210%	Fecal		CFU/100 mL	200	283.2	86400	-	13,121.0
5439000	8/3/2021	6.43	6.43	0.3915	2.68	8733	74.0210%	Fecal		CFU/100 mL	200	283.2	86400	-	13,121.0
5439000	1/17/2022	6.42	6.42	0.3915	2.68	8735	74.0380%	Fecal		CFU/100 mL	200	283.2	86400	-	13,101.8
5439000	1/17/2015	6.41	6.41	0.3915	2.67	8736	74.0464%	Fecal		CFU/100 mL	200	283.2	86400	-	13,082.7
5439000	9/26/2016	6.41	6.41	0.3915	2.67	8736	74.0464%	Fecal		CFU/100 mL	200	283.2	86400	-	13,082.7
5439000	2/10/2021	6.41	6.41	0.3915	2.67	8736	74.0464%	Fecal		CFU/100 mL	200	283.2	86400	-	13,082.7
5439000	11/2/2021	6.41	6.41	0.3915	2.67	8736	74.0464%	Fecal		CFU/100 mL	200	283.2	86400	-	13,082.7
5439000	2/9/2022	6.41	6.41	0.3915	2.67	8736	74.0464%	Fecal		CFU/100 mL	200	283.2	86400	-	13,082.7
5439000	9/15/1990	6.4	6.4	0.3915	2.67	8741	74.0888%	Fecal		CFU/100 mL	200	283.2	86400	-	13,063.5
5439000	9/15/1996	6.4	6.4	0.3915	2.67	8741	74.0888%	Fecal		CFU/100 mL	200	283.2	86400	-	13,063.5
5439000	12/6/2007	6.4	6.4	0.3915	2.67	8741	74.0888%	Fecal		CFU/100 mL	200	283.2	86400	-	13,063.5
5439000	2/9/2021	6.4	6.4	0.3915	2.67	8741	74.0888%	Fecal		CFU/100 mL	200	283.2	86400	-	13,063.5
5439000	2/11/2021	6.4	6.4	0.3915	2.67	8741	74.0888%	Fecal		CFU/100 mL	200	283.2	86400	-	13,063.5
5439000	9/15/2020	6.39	6.39	0.3915	2.67	8746	74.1312%	Fecal		CFU/100 mL	200	283.2	86400	-	13,044.3
5439000	2/8/2021	6.39	6.39	0.3915	2.67	8746	74.1312%	Fecal		CFU/100 mL	200	283.2	86400	-	13,044.3
5439000	9/28/1994	6.38	6.38	0.3915	2.66	8748	74.1482%	Fecal		CFU/100 mL	200	283.2	86400	-	13,025.2
5439000	6/6/1994	6.37	6.37	0.3915	2.66	8749	74.1566%	Fecal		CFU/100 mL	200	283.2	86400	-	13,006.0
5439000	11/2/2011	6.37	6.37	0.3915	2.66	8749	74.1566%	Fecal		CFU/100 mL	200	283.2	86400	-	13,006.0
5439000	11/15/2006	6.36	6.36	0.3915	2.65	8751	74.1736%	Fecal		CFU/100 mL	200	283.2	86400	-	12,986.9
5439000	8/28/2019	6.36	6.36	0.3915	2.65	8751	74.1736%	Fecal		CFU/100 mL	200	283.2	86400	-	12,986.9
5439000	2/1/2006	6.35	6.35	0.3915	2.65	8753	74.1905%	Fecal		CFU/100 mL	200	283.2	86400	-	12,967.7
5439000	1/8/2021	6.35	6.35	0.3915	2.65	8753	74.1905%	Fecal		CFU/100 mL	200	283.2	86400	-	12,967.7
5439000	4/6/2003	6.34	6.34	0.3915	2.65	8755	74.2075%	Fecal		CFU/100 mL	200	283.2	86400	-	12,948.6
5439000	9/13/2006	6.34	6.34	0.3915	2.65	8755	74.2075%	Fecal		CFU/100 mL	200	283.2	86400	-	12,948.6
5439000	7/28/2018	6.34	6.34	0.3915	2.65	8755	74.2075%	Fecal		CFU/100 mL	200	283.2	86400	-	12,948.6
5439000	1/12/2022	6.34	6.34	0.3915	2.65	8755	74.2075%	Fecal		CFU/100 mL	200	283.2	86400	-	12,948.6
5439000	7/14/2002	6.32	6.32	0.3915	2.64	8759	74.2414%	Fecal		CFU/100 mL	200	283.2	86400	-	12,910.2
5439000	8/6/2016	6.32	6.32	0.3915	2.64	8759	74.2414%	Fecal		CFU/100 mL	200	283.2	86400	-	12,910.2
5439000	11/23/2010	6.31	6.31	0.3915	2.63	8761	74.2583%	Fecal		CFU/100 mL	200	283.2	86400	-	12,891.1
5439000	8/29/2017	6.31	6.31	0.3915	2.63	8761	74.2583%	Fecal		CFU/100 mL	200	283.2	86400	-	12,891.1
5439000	2/7/2022	6.31	6.31	0.3915	2.63	8761	74.2583%	Fecal		CFU/100 mL	200	283.2	86400	-	12,891.1
5439000	1/1/1990	6.3	6.3	0.3915	2.63	8764	74.2838%	Fecal		CFU/100 mL	200	283.2	86400	-	12,871.9
5439000	9/23/1990	6.3	6.3	0.3915	2.63	8764	74.2838%	Fecal		CFU/100 mL	200	283.2	86400	-	12,871.9
5439000	10/25/1991	6.3	6.3	0.3915	2.63	8764	74.2838%	Fecal		CFU/100 mL	200	283.2	86400	-	12,871.9
5439000	6/27/1992	6.3	6.3	0.3915	2.63	8764	74.2838%	Fecal		CFU/100 mL	200	283.2	86400	-	12,871.9
5439000	10/28/1994	6.3	6.3	0.3915	2.63	8764	74.2838%	Fecal		CFU/100 mL	200	283.2	86400	-	12,871.9
5439000	8/3/1995	6.3	6.3	0.3915	2.63	8764	74.2838%	Fecal		CFU/100 mL	200	283.2	86400	-	12,871.9
5439000	3/16/1996	6.3	6.3	0.3915	2.63	8764	74.2838%	Fecal		CFU/100 mL	200	283.2	86400	-	12,871.9
5439000	9/30/1996	6.3	6.3	0.3915	2.63	8764	74.2838%	Fecal		CFU/100 mL	200	283.2	86400	-	12,871.9
5439000	7/21/1997	6.3	6.3	0.3915	2.63	8764	74.2838%	Fecal		CFU/100 mL	200	283.2	86400	-	12,871.9
5439000	10/13/1999	6.3	6.3	0.3915	2.63	8764	74.2838%	Fecal		CFU/100 mL	200	283.2	86400	-	12,871.9
5439000	12/14/1999	6.3	6.3	0.3915	2.63	8764	74.2838%	Fecal		CFU/100 mL	200	283.2	86400	-	12,871.9
5439000	9/16/2000	6.3	6.3	0.3915	2.63	8764	74.2838%	Fecal		CFU/100 mL	200	283.2	86400	-	12,871.9
5439000	7/12/2001	6.3	6.3	0.3915	2.63	8764	74.2838%	Fecal		CFU/100 mL	200	283.2	86400	-	12,871.9
5439000	1/8/2005	6.3	6.3	0.3915	2.63	8764	74.2838%	Fecal		CFU/100 mL	200	283.2	86400	-	12,871.9
5439000	3/30/2006	6.3	6.3	0.3915	2.63	8764	74.2838%	Fecal		CFU/100 mL	200	283.2	86400	-	12,871.9
5439000	1/18/2015	6.3	6.3	0.3915	2.63	8764	74.2838%	Fecal		CFU/100 mL	200	283.2	86400	-	12,871.9
5439000	8/3/2016	6.3	6.3	0.3915	2.63	8764	74.2838%	Fecal		CFU/100 mL	200	283.2	86400	-	12,871.9
5439000	11/18/2020	6.3	6.3	0.3915	2.63	8764	74.2838%	Fecal		CFU/100 mL	200	283.2	86400	-	12,871.9
5439000	11/26/2021	6.3	6.3	0.3915	2.63	8764	74.2838%	Fecal		CFU/100 mL	200	283.2	86400	-	12,871.9
5439000	11/12/2007	6.29	6.29	0.3915	2.63	8783	74.4448%	Fecal		CFU/100 mL	200	283.2	86400	-	12,852.8
5439000	10/16/2016	6.29	6.29	0.3915	2.63	8783	74.4448%	Fecal		CFU/100 mL	200	283.2	86400	-	12,852.8
5439000	2/8/2022	6.29	6.29	0.3915	2.63	8783	74.4448%	Fecal		CFU/100 mL	200	283.2	86400	-	12,852.8
5439000	1/10/2005	6.28	6.28	0.3915	2.62	8786	74.4702%	Fecal		CFU/100 mL	200	283.2	86400	-	12,833.6
5439000	8/8/2008	6.28	6.28	0.3915	2.62	8786	74.4702%	Fecal		CFU/100 mL	200	283.2	86400	-	12,833.6
5439000	11/27/2021	6.28	6.28	0.3915	2.62	8786	74.4702%	Fecal		CFU/100 mL	200	283.2	86400	-	12,833.6
5439000	10/26/2011	6.27	6.27	0.3915	2.62	8789	74.4957%	Fecal		CFU/100 mL	200	283.2	86400	-	12,814.5
5439000	8/15/2014	6.27	6.27	0.3915	2.62	8789	74.4957%	Fecal		CFU/100 mL	200	283.2	86400	-	12,814.5
5439000	7/18/2003	6.26	6.26	0.3915	2.61	8791	74.5126%	Fecal		CFU/100 mL	200	283.2	86400	-	12,795.3
5439000	2/2/2009	6.26	6.26	0.3915	2.61	8791	74.5126%	Fecal		CFU/100 mL	200	283.2	86400	-	12,795.3
5439000	6/29/2012	6.26	6.26	0.3915	2.61	8791	74.5126%	Fecal		CFU/100 mL	200	283.2	86400	-	12,795.3
5439000	3/5/2013	6.25	6.25	0.3915	2.61	8794	74.5381%	Fecal		CFU/100 mL	200	283.2	86400	-	12,776.1
5439000	10/30/2007	6.23	6.23	0.3915	2.60	8795	74.5465%	Fecal		CFU/100 mL	200	283.2	86400	-	12,737.8
5439000	9/2/2018	6.23	6.23	0.3915	2.60	8795	74.5465%	Fecal		CFU/100 mL	200	283.2	86400	-	12,737.8
5439000	1/19/2015	6.22	6.22	0.3915	2.60	8797	74.5635%	Fecal		CFU/100 mL	200	283.2	86400	-	12,718.7
5439000	9/14/1990	6.2	6.2	0.3915	2.59	8798	74.5720%	Fecal		CFU/100 mL	200	283.2	86400	-	12,680.3
5439000	9/16/1990	6.2	6.2	0.3915	2.59	8798	74.5720%	Fecal		CFU/100 mL	200	283.2	86400	-	12,680.3
5439000	9/16/1991	6.2	6.2	0.3915	2.59	8798	74.5720%	Fecal		CFU/100 mL	200	283.2	86400	-	12,680.3
5439000	1/30/1996	6.2	6.2	0.3915	2.59	8798	74.5720%	Fecal		CFU/100 mL	200	283.2	86400	-	12,680.3
5439000	7/25/1997	6.2	6.2	0.3915	2.59	8798	74.5720%	Fecal		CFU/100 mL	200	283.2	86400	-	12,680.3
5439000	11/2/2003	6.2	6.2	0.3915	2.59	8798	74.5720%	Fecal		CFU/100 mL	200	283.2	86400	-	12,680.3
5439000	7/21/2006	6.19	6.19	0.3915	2.59	8804	74.6228%	Fecal		CFU/100 mL	200	283.2	86400	-	12,661.2
5439000	12/1/2010	6.19	6.19	0.3915	2.59	8804	74.6228%	Fecal		CFU/100 mL	200	283.2	86400	-	12,661.2
5439000	8/13/2021	6.19	6.19	0.3915	2.59	8804	74.6228%	Fecal		CFU/100 mL	200	283.2	86400	-	12,661.2
5439000	11/22/2010	6.16	6.16	0.3915	2.58	8807	74.6482%	Fecal		CFU/100 mL	200	283.2	86400	-	12,603.7
5439000	7/29/2013	6.16	6.16	0.3915	2.58	8807	74.6482%	Fecal		CFU/100 mL	200	283.2	86400	-	12,603.7
5439000	8/27/2014	6.16	6.16	0.3915	2.58	8807	74.6482%	Fecal		CFU/100 mL	200	283.2	86400	-	12,603.7
5439000	1/10/2021	6.16	6.16	0.3915	2.58	8807	74.6482%	Fecal		CFU/100 mL	200	283.2	86400	-	12,603.7
5439000	1/7/2022	6.16	6.16	0.3915	2.58	8807	74.6482%	Fecal		CFU/100 mL	200	283.2	86400	-	12,603.7
5439000	4/15/2003	6.15	6.15	0.3915	2.57	8812	74.6906%	Fecal		CFU/100 mL	200	283.2	86400	-	12,584.6
5439000	6/26/2012	6.15	6.15	0.3915	2.57	8812	74.6906%	Fecal		CFU/100 mL	200	283.2	86400	-	12,584.6
5439000	7/31/2020	6.15	6.15	0.3915	2.57	8812	74.6906%	Fecal		CFU/100 mL	200	283.2	86400	-	12,584.6
5439000	11/13/2021	6.15	6.15	0.3915	2.57	8812	74.6906%	Fecal		CFU/100 mL	200	283.2	86400	-	12,584.6
5439000	11/4/2007	6.14	6.14	0.3915	2.57	8816	74.7245%	Fecal		CFU/100 mL	200	283.2	86400	-	12,565.4
5439000	11/20/2013	6.11	6.11	0.3915	2.56	8817	74.7330%	Fecal		CFU/100 mL	200	283.2	86400	-	12,507.9
5439000	10/8/2016	6.11	6.11	0.3915	2.56	8817	74.7330%	Fecal		CFU/100 mL	200	283.2	86400	-	12,507.9
5439000	1/23/2021	6.11	6.11	0.3915	2.56	8817	74.7330%	Fecal		CFU/100 mL	200	283.2	86400	-	12,507.9
5439000	7/10/1991	6.1	6.1	0.3915	2.55	8820	74.7584%	Fecal		CFU/100 mL	200	283.2	86400	-	12,488.8

Gage ID	Date	Discharge (CFS)	Gage Discharge (less Surrogate NPDES) (CFS)	Watershed Area Ratio	Calculated flow (CFS)	Rank	Flow Exceedance %	Parameter	Results	Units (mg or micro_gram	Limit/Standard	100mL/CF	sec/day	Actual Load (million colonies/day)	Allowable Load (million colonies/day)
5439000	11/14/1991	6.1	6.1	0.3915	2.55	8820	74.7584%	Fecal		CFU/100 mL	200	283.2	86400	-	12,488.8
5439000	8/9/1992	6.1	6.1	0.3915	2.55	8820	74.7584%	Fecal		CFU/100 mL	200	283.2	86400	-	12,488.8
5439000	10/28/1995	6.1	6.1	0.3915	2.55	8820	74.7584%	Fecal		CFU/100 mL	200	283.2	86400	-	12,488.8
5439000	10/17/1996	6.1	6.1	0.3915	2.55	8820	74.7584%	Fecal		CFU/100 mL	200	283.2	86400	-	12,488.8
5439000	10/23/1999	6.1	6.1	0.3915	2.55	8820	74.7584%	Fecal		CFU/100 mL	200	283.2	86400	-	12,488.8
5439000	9/26/2001	6.1	6.1	0.3915	2.55	8820	74.7584%	Fecal		CFU/100 mL	200	283.2	86400	-	12,488.8
5439000	7/30/2018	6.1	6.1	0.3915	2.55	8820	74.7584%	Fecal		CFU/100 mL	200	283.2	86400	-	12,488.8
5439000	8/2/2019	6.1	6.1	0.3915	2.55	8820	74.7584%	Fecal		CFU/100 mL	200	283.2	86400	-	12,488.8
5439000	9/21/2009	6.09	6.09	0.3915	2.55	8829	74.8347%	Fecal		CFU/100 mL	200	283.2	86400	-	12,469.6
5439000	11/15/2015	6.09	6.09	0.3915	2.55	8829	74.8347%	Fecal		CFU/100 mL	200	283.2	86400	-	12,469.6
5439000	8/18/2005	6.08	6.08	0.3915	2.54	8831	74.8517%	Fecal		CFU/100 mL	200	283.2	86400	-	12,450.5
5439000	3/27/2006	6.08	6.08	0.3915	2.54	8831	74.8517%	Fecal		CFU/100 mL	200	283.2	86400	-	12,450.5
5439000	8/12/2009	6.08	6.08	0.3915	2.54	8831	74.8517%	Fecal		CFU/100 mL	200	283.2	86400	-	12,450.5
5439000	10/29/2020	6.06	6.06	0.3915	2.54	8834	74.8771%	Fecal		CFU/100 mL	200	283.2	86400	-	12,412.1
5439000	12/14/2021	6.06	6.06	0.3915	2.54	8834	74.8771%	Fecal		CFU/100 mL	200	283.2	86400	-	12,412.1
5439000	10/6/2014	6.05	6.05	0.3915	2.53	8836	74.8940%	Fecal		CFU/100 mL	200	283.2	86400	-	12,393.0
5439000	8/25/2009	6.04	6.04	0.3915	2.53	8837	74.9025%	Fecal		CFU/100 mL	200	283.2	86400	-	12,373.8
5439000	12/30/2003	6.03	6.03	0.3915	2.52	8838	74.9110%	Fecal		CFU/100 mL	200	283.2	86400	-	12,354.7
5439000	11/13/2020	6.03	6.03	0.3915	2.52	8838	74.9110%	Fecal		CFU/100 mL	200	283.2	86400	-	12,354.7
5439000	9/6/2010	6.01	6.01	0.3915	2.52	8840	74.9280%	Fecal		CFU/100 mL	200	283.2	86400	-	12,316.4
5439000	9/12/1991	6	6	0.3915	2.51	8841	74.9364%	Fecal		CFU/100 mL	200	283.2	86400	-	12,297.2
5439000	10/3/1991	6	6	0.3915	2.51	8841	74.9364%	Fecal		CFU/100 mL	200	283.2	86400	-	12,297.2
5439000	6/10/1994	6	6	0.3915	2.51	8841	74.9364%	Fecal		CFU/100 mL	200	283.2	86400	-	12,297.2
5439000	10/7/1994	6	6	0.3915	2.51	8841	74.9364%	Fecal		CFU/100 mL	200	283.2	86400	-	12,297.2
5439000	3/17/1996	6	6	0.3915	2.51	8841	74.9364%	Fecal		CFU/100 mL	200	283.2	86400	-	12,297.2
5439000	3/23/1996	6	6	0.3915	2.51	8841	74.9364%	Fecal		CFU/100 mL	200	283.2	86400	-	12,297.2
5439000	9/16/1996	6	6	0.3915	2.51	8841	74.9364%	Fecal		CFU/100 mL	200	283.2	86400	-	12,297.2
5439000	9/17/1996	6	6	0.3915	2.51	8841	74.9364%	Fecal		CFU/100 mL	200	283.2	86400	-	12,297.2
5439000	9/20/1996	6	6	0.3915	2.51	8841	74.9364%	Fecal		CFU/100 mL	200	283.2	86400	-	12,297.2
5439000	11/5/1996	6	6	0.3915	2.51	8841	74.9364%	Fecal		CFU/100 mL	200	283.2	86400	-	12,297.2
5439000	11/6/1996	6	6	0.3915	2.51	8841	74.9364%	Fecal		CFU/100 mL	200	283.2	86400	-	12,297.2
5439000	10/26/1997	6	6	0.3915	2.51	8841	74.9364%	Fecal		CFU/100 mL	200	283.2	86400	-	12,297.2
5439000	10/2/1998	6	6	0.3915	2.51	8841	74.9364%	Fecal		CFU/100 mL	200	283.2	86400	-	12,297.2
5439000	10/19/1999	6	6	0.3915	2.51	8841	74.9364%	Fecal		CFU/100 mL	200	283.2	86400	-	12,297.2
5439000	12/13/1999	6	6	0.3915	2.51	8841	74.9364%	Fecal		CFU/100 mL	200	283.2	86400	-	12,297.2
5439000	1/10/2000	6	6	0.3915	2.51	8841	74.9364%	Fecal		CFU/100 mL	200	283.2	86400	-	12,297.2
5439000	2/21/2000	6	6	0.3915	2.51	8841	74.9364%	Fecal		CFU/100 mL	200	283.2	86400	-	12,297.2
5439000	9/30/2000	6	6	0.3915	2.51	8841	74.9364%	Fecal		CFU/100 mL	200	283.2	86400	-	12,297.2
5439000	7/13/2001	6	6	0.3915	2.51	8841	74.9364%	Fecal		CFU/100 mL	200	283.2	86400	-	12,297.2
5439000	12/7/2007	6	6	0.3915	2.51	8841	74.9364%	Fecal		CFU/100 mL	200	283.2	86400	-	12,297.2
5439000	11/14/2020	6	6	0.3915	2.51	8841	74.9364%	Fecal		CFU/100 mL	200	283.2	86400	-	12,297.2
5439000	11/2/2007	5.99	5.99	0.3915	2.51	8862	75.1144%	Fecal		CFU/100 mL	200	283.2	86400	-	12,278.0
5439000	7/31/2013	5.99	5.99	0.3915	2.51	8862	75.1144%	Fecal		CFU/100 mL	200	283.2	86400	-	12,278.0
5439000	1/20/2015	5.98	5.98	0.3915	2.51	8864	75.1314%	Fecal		CFU/100 mL	200	283.2	86400	-	12,258.9
5439000	8/27/1994	5.97	5.97	0.3915	2.50	8865	75.1399%	Fecal		CFU/100 mL	200	283.2	86400	-	12,239.7
5439000	7/27/1994	5.96	5.96	0.3915	2.50	8866	75.1483%	Fecal		CFU/100 mL	200	283.2	86400	-	12,220.6
5439000	11/10/2007	5.96	5.96	0.3915	2.50	8866	75.1483%	Fecal		CFU/100 mL	200	283.2	86400	-	12,220.6
5439000	7/2/2012	5.96	5.96	0.3915	2.50	8866	75.1483%	Fecal		CFU/100 mL	200	283.2	86400	-	12,220.6
5439000	1/27/2021	5.96	5.96	0.3915	2.50	8866	75.1483%	Fecal		CFU/100 mL	200	283.2	86400	-	12,220.6
5439000	6/11/1994	5.95	5.95	0.3915	2.49	8870	75.1822%	Fecal		CFU/100 mL	200	283.2	86400	-	12,201.4
5439000	11/13/2007	5.95	5.95	0.3915	2.49	8870	75.1822%	Fecal		CFU/100 mL	200	283.2	86400	-	12,201.4
5439000	8/12/2016	5.94	5.94	0.3915	2.49	8872	75.1992%	Fecal		CFU/100 mL	200	283.2	86400	-	12,182.3
5439000	1/16/2022	5.94	5.94	0.3915	2.49	8872	75.1992%	Fecal		CFU/100 mL	200	283.2	86400	-	12,182.3
5439000	8/1/2020	5.93	5.93	0.3915	2.49	8874	75.2161%	Fecal		CFU/100 mL	200	283.2	86400	-	12,163.1
5439000	10/24/2012	5.92	5.92	0.3915	2.48	8875	75.2246%	Fecal		CFU/100 mL	200	283.2	86400	-	12,143.9
5439000	10/30/2020	5.92	5.92	0.3915	2.48	8875	75.2246%	Fecal		CFU/100 mL	200	283.2	86400	-	12,143.9
5439000	11/16/2015	5.91	5.91	0.3915	2.48	8877	75.2416%	Fecal		CFU/100 mL	200	283.2	86400	-	12,124.8
5439000	9/19/1990	5.9	5.9	0.3915	2.47	8878	75.2500%	Fecal		CFU/100 mL	200	283.2	86400	-	12,105.6
5439000	10/4/1990	5.9	5.9	0.3915	2.47	8878	75.2500%	Fecal		CFU/100 mL	200	283.2	86400	-	12,105.6
5439000	10/8/1990	5.9	5.9	0.3915	2.47	8878	75.2500%	Fecal		CFU/100 mL	200	283.2	86400	-	12,105.6
5439000	6/30/1992	5.9	5.9	0.3915	2.47	8878	75.2500%	Fecal		CFU/100 mL	200	283.2	86400	-	12,105.6
5439000	10/29/1995	5.9	5.9	0.3915	2.47	8878	75.2500%	Fecal		CFU/100 mL	200	283.2	86400	-	12,105.6
5439000	10/8/1998	5.9	5.9	0.3915	2.47	8878	75.2500%	Fecal		CFU/100 mL	200	283.2	86400	-	12,105.6
5439000	1/9/2005	5.9	5.9	0.3915	2.47	8878	75.2500%	Fecal		CFU/100 mL	200	283.2	86400	-	12,105.6
5439000	11/1/2006	5.9	5.9	0.3915	2.47	8878	75.2500%	Fecal		CFU/100 mL	200	283.2	86400	-	12,105.6
5439000	11/3/2007	5.9	5.9	0.3915	2.47	8878	75.2500%	Fecal		CFU/100 mL	200	283.2	86400	-	12,105.6
5439000	12/30/2004	5.89	5.89	0.3915	2.47	8887	75.3263%	Fecal		CFU/100 mL	200	283.2	86400	-	12,086.5
5439000	11/14/2007	5.89	5.89	0.3915	2.47	8887	75.3263%	Fecal		CFU/100 mL	200	283.2	86400	-	12,086.5
5439000	4/13/2003	5.88	5.88	0.3915	2.47	8889	75.3433%	Fecal		CFU/100 mL	200	283.2	86400	-	12,067.3
5439000	4/14/2003	5.88	5.88	0.3915	2.47	8889	75.3433%	Fecal		CFU/100 mL	200	283.2	86400	-	12,067.3
5439000	12/19/2002	5.87	5.87	0.3915	2.46	8891	75.3602%	Fecal		CFU/100 mL	200	283.2	86400	-	12,048.2
5439000	8/26/2016	5.87	5.87	0.3915	2.46	8891	75.3602%	Fecal		CFU/100 mL	200	283.2	86400	-	12,048.2
5439000	10/25/2010	5.86	5.86	0.3915	2.46	8893	75.3772%	Fecal		CFU/100 mL	200	283.2	86400	-	12,029.0
5439000	10/11/2011	5.86	5.86	0.3915	2.46	8893	75.3772%	Fecal		CFU/100 mL	200	283.2	86400	-	12,029.0
5439000	10/27/2011	5.86	5.86	0.3915	2.46	8893	75.3772%	Fecal		CFU/100 mL	200	283.2	86400	-	12,029.0
5439000	11/19/2020	5.86	5.86	0.3915	2.46	8893	75.3772%	Fecal		CFU/100 mL	200	283.2	86400	-	12,029.0
5439000	4/12/2003	5.85	5.85	0.3915	2.45	8897	75.4111%	Fecal		CFU/100 mL	200	283.2	86400	-	12,009.8
5439000	10/16/2012	5.85	5.85	0.3915	2.45	8897	75.4111%	Fecal		CFU/100 mL	200	283.2	86400	-	12,009.8
5439000	7/20/2016	5.85	5.85	0.3915	2.45	8897	75.4111%	Fecal		CFU/100 mL	200	283.2	86400	-	12,009.8
5439000	9/9/2016	5.85	5.85	0.3915	2.45	8897	75.4111%	Fecal		CFU/100 mL	200	283.2	86400	-	12,009.8
5439000	7/29/2018	5.85	5.85	0.3915	2.45	8897	75.4111%	Fecal		CFU/100 mL	200	283.2	86400	-	12,009.8
5439000	7/19/2003	5.83	5.83	0.3915	2.45	8902	75.4535%	Fecal		CFU/100 mL	200	283.2	86400	-	11,971.5
5439000	11/16/2006	5.83	5.83	0.3915	2.45	8902	75.4535%	Fecal		CFU/100 mL	200	283.2	86400	-	11,971.5
5439000	11/21/2013	5.81	5.81	0.3915	2.44	8904	75.4704%	Fecal		CFU/100 mL	200	283.2	86400	-	11,933.2
5439000	8/7/1991	5.8	5.8	0.3915	2.43	8905	75.4789%	Fecal		CFU/100 mL	200	283.2	86400	-	11,914.1
5439000	8/30/1991	5.8	5.8	0.3915	2.43	8905	75.4789%	Fecal		CFU/100 mL	200	283.2	86400	-	11,914.1
5439000	7/1/1992	5.8	5.8	0.3915	2.43	8905	75.4789%	Fecal		CFU/100 mL	200	283.2	86400	-	11,914.1
5439000	11/2/1996	5.8	5.8	0.3915	2.43	8905	75.4789%	Fecal		CFU/100 mL	200	283.2	86400	-	11,914.1
5439000	12/7/1996	5.8	5.8	0.3915	2.43	8905	75.4789%	Fecal		CFU/100 mL	200	283.2	86400	-	11,914.1
5439000	10/17/1999	5.8	5.8	0.3915	2.43	8905	75.4789%	Fecal		CFU/100 mL	200	283.2	86400	-	11,914.1
5439000	8/16/2000	5.8	5.8	0.3915	2.43	8905	75.4789%	Fecal		CFU/100 mL	200	283.2	86400	-	11,914.1
5439000	9/20/2000	5.8	5.8	0.3915	2.43	8905	75.4789%	Fecal		CFU/100 mL	200	283.2	86400	-	11,914.1
5439000	12/20/2004	5.8	5.8	0.3915	2.43	8905	75.4789%	Fecal		CFU/100 mL	200	283.2	86400	-	11,914.1
5439000	12/31/2003	5.79	5.79	0.3915	2.43	8914	75.5552%	Fecal		CFU/100 mL	200	283.2	86400	-	11,894.9
5439000	6/16/2005	5.79	5.79	0.3915	2.43	8914	75.5552%	Fecal		CFU/100 mL	200	283.2	86400	-	11,894.9
5439000	8/4/2021	5.78	5.78	0.3915	2.43	8916	75.5721%	Fecal		CFU/100 mL	200	283.2	86400	-	11,875.7
5439000	12/29/2021	5.78	5.78	0.3915	2.43	8916	75.5721%	Fecal		CFU/100 mL	200	283.2	86400	-	11,875.7
5439000	10/7/2011	5.77	5.77	0.3915	2.42	8918	75.5891%	Fecal		CFU/100 mL	200	283.2	86400	-	11,856.6
5439000	1/21/2015	5.77	5.77	0.3915	2.42	8918	75.5891%	Fecal		CFU/100 mL	200	283.2	86400	-	11,856.6
5439000	11/7/2007	5.75	5.75	0.3915	2.41	8920	75.6060%	Fecal		CFU/100 mL	200	283.2	86400	-	11,818.3
5439000	9/20/2009	5.75	5.75	0.3915	2.41	8920	75.6060%	Fecal		CFU/100 mL	200	283.2	86400	-	11,818.3
5439000	11/20/2021	5.75	5.75	0.3915	2.41	8920	75.6060%	Fecal		CFU/100 mL	200	283.2	86400	-	11,818.3
5439000	10/17/2016	5.74	5.74	0.3915	2.41	8923	75.6315%	Fecal		CFU/100 mL	200	283.2	86400	-	11,799.1
5439000	11/8/2020	5.74	5.74	0.3915	2.41	8923	75.6315%	Fecal		CFU/100 mL	200	283.2	86400	-	11,799.1
5439000	7/24/2004	5.73	5.73	0.3915	2.41	8925	75.6484%	Fecal		CFU/100 mL	200	283.2	86400	-	11,780.0
5439000	11/8/2007	5.73	5.73	0.3915	2.41	8925	75.6484%	Fecal		CFU/100 mL	200	283.2	86400	-	11,780.0
5439000	10/23/2011	5.73	5.73	0.3915	2.41	8925	75.6484%	Fecal		CFU/100 mL	200	283.2	86400	-	11,780.0
5439000	12/30/2021	5.72	5.72	0.3915	2.40	8928	75.6738%	Fecal		CFU/100 mL	200	283.2	86400	-	11,760.8
5439000	8/25/1994	5.71	5.71	0.3915	2.40	8929	75.6823%	Fecal		CFU/100 mL	200	283.2	86400	-	11,741.6
5439000	8/31/2014	5.71	5.71	0.3915	2.40	8929	75.6823%	Fecal		CFU/100 mL	200	283.2	86400	-	11,741.6
5439000	7/11/1991	5.7	5.7	0.3915	2.40	8931	75.6993%	Fecal		CFU/100 mL	200	283.2	86400	-	11,722.5
5439000	10/9/1991	5.7	5.7	0.3915	2.40	8931	75.6993%	Fecal		CFU/100 mL	200	283.2	86400	-	11,722.5
5439000	11/10/1991	5.7	5.7	0.3915	2.40	8931	75.6993%	Fecal		CFU/100 mL	200	283.2	86400	-	11,722.5
5439000	10/1/1996	5.7	5.7	0.3915	2.40	8931	75.6993%	Fecal		CFU/100 mL	200	283.2	86400	-	11,722.5
5439000	10/19/1996	5.7	5.7	0.3915	2.40	8931	75.6993%	Fecal		CFU/100 mL	200	283.2	86400	-	11,722.5
5439000	7/19/1997	5.7	5.7	0.3915	2.40	8931	75.6993%	Fecal		CFU/100 mL	200	283.2	86400	-	11,722.5
5439000	8/19/1997	5.7	5.7	0.3915	2.40	8931	75.6993%	Fecal		CFU/100 mL	200	283.2	86400	-	11,722.5
5439000	10/28/1997	5.7	5.7	0.3915	2.40	8931	75.6993%	Fecal		CFU/100 mL	200	283.2	86400	-	11,722.5
5439000	8/9/2008	5.7	5.7	0.3915	2.40	8931	75.6993%	Fecal		CFU/100 mL	200	283.2	86400	-	11,722.5
5439000	6/30/2012	5.69	5.69	0.3915	2.39	8940	75.7756%	Fecal		CFU/100 mL	200	283.2	86400	-	11,703.3
5439000	9/12/2015	5.68	5.68	0.3915	2.39	8941	75.7840%	Fecal		CFU/100 mL	200	283.2	86400	-	11,684.2
5439000	7/28/1994	5.67	5.67	0.3915	2.38	8942	75.7925%	Fecal		CFU/100 mL	200	283.2	86400	-	11,665.0
5439000	10/29/2007	5.67	5.67	0.3915	2.38	8942	75.7925%	Fecal		CFU/100 mL	200	283.2	86400	-	11,665.0
5439000	9/20/2016	5.66	5.66	0.3915	2.38	8944	75.8095%	Fecal		CFU/100 mL	200	283.2	86400	-	11,645.9
5439000	6/17/2005	5.65	5.65	0.3915	2.38	8945	75.8179%	Fecal		CFU/100 mL	200	283.2	86400	-	11,626.7
5439000	11/18/2007	5.65	5.65	0.3915	2.38	8945	75.8179%	Fecal		CFU/100 mL	200	283.2	86400	-	11,626.7

Gage ID	Date	Discharge (CFS)	Gage Discharge (less Surrogate NPDES) (CFS)	Watershed Area Ratio	Calculated flow (CFS)	Rank	Flow Exceedance %	Parameter	Results	Units (mg or micro_gram	Limit/Standard	100mL/CF	sec/day	Actual Load (million colonies/day)	Allowable Load (million colonies/day)
5439000	9/10/2016	5.65	5.65	0.3915	2.38	8945	75.8179%	Fecal		CFU/100 mL	200	283.2	86400	-	11,626.7
5439000	11/3/2021	5.64	5.64	0.3915	2.37	8948	75.8434%	Fecal		CFU/100 mL	200	283.2	86400	-	11,607.5
5439000	4/11/2003	5.63	5.63	0.3915	2.37	8949	75.8518%	Fecal		CFU/100 mL	200	283.2	86400	-	11,588.4
5439000	12/25/2003	5.63	5.63	0.3915	2.37	8949	75.8518%	Fecal		CFU/100 mL	200	283.2	86400	-	11,588.4
5439000	8/3/2004	5.63	5.63	0.3915	2.37	8949	75.8518%	Fecal		CFU/100 mL	200	283.2	86400	-	11,588.4
5439000	8/23/2017	5.63	5.63	0.3915	2.37	8949	75.8518%	Fecal		CFU/100 mL	200	283.2	86400	-	11,588.4
5439000	8/28/2014	5.62	5.62	0.3915	2.36	8953	75.8857%	Fecal		CFU/100 mL	200	283.2	86400	-	11,569.2
5439000	10/7/2021	5.62	5.62	0.3915	2.36	8953	75.8857%	Fecal		CFU/100 mL	200	283.2	86400	-	11,569.2
5439000	1/15/2022	5.62	5.62	0.3915	2.36	8953	75.8857%	Fecal		CFU/100 mL	200	283.2	86400	-	11,569.2
5439000	9/1/2014	5.61	5.61	0.3915	2.36	8956	75.9112%	Fecal		CFU/100 mL	200	283.2	86400	-	11,550.1
5439000	11/11/1991	5.6	5.6	0.3915	2.36	8957	75.9196%	Fecal		CFU/100 mL	200	283.2	86400	-	11,530.9
5439000	3/18/1996	5.6	5.6	0.3915	2.36	8957	75.9196%	Fecal		CFU/100 mL	200	283.2	86400	-	11,530.9
5439000	12/5/1996	5.6	5.6	0.3915	2.36	8957	75.9196%	Fecal		CFU/100 mL	200	283.2	86400	-	11,530.9
5439000	7/16/1997	5.6	5.6	0.3915	2.36	8957	75.9196%	Fecal		CFU/100 mL	200	283.2	86400	-	11,530.9
5439000	7/29/1999	5.6	5.6	0.3915	2.36	8957	75.9196%	Fecal		CFU/100 mL	200	283.2	86400	-	11,530.9
5439000	10/22/1999	5.6	5.6	0.3915	2.36	8957	75.9196%	Fecal		CFU/100 mL	200	283.2	86400	-	11,530.9
5439000	12/17/1999	5.6	5.6	0.3915	2.36	8957	75.9196%	Fecal		CFU/100 mL	200	283.2	86400	-	11,530.9
5439000	12/20/1999	5.6	5.6	0.3915	2.36	8957	75.9196%	Fecal		CFU/100 mL	200	283.2	86400	-	11,530.9
5439000	8/20/2000	5.6	5.6	0.3915	2.36	8957	75.9196%	Fecal		CFU/100 mL	200	283.2	86400	-	11,530.9
5439000	9/15/2000	5.6	5.6	0.3915	2.36	8957	75.9196%	Fecal		CFU/100 mL	200	283.2	86400	-	11,530.9
5439000	9/18/2001	5.6	5.6	0.3915	2.36	8957	75.9196%	Fecal		CFU/100 mL	200	283.2	86400	-	11,530.9
5439000	12/8/2007	5.6	5.6	0.3915	2.36	8957	75.9196%	Fecal		CFU/100 mL	200	283.2	86400	-	11,530.9
5439000	8/16/2012	5.6	5.6	0.3915	2.36	8957	75.9196%	Fecal		CFU/100 mL	200	283.2	86400	-	11,530.9
5439000	8/16/2014	5.6	5.6	0.3915	2.36	8957	75.9196%	Fecal		CFU/100 mL	200	283.2	86400	-	11,530.9
5439000	3/9/2015	5.59	5.59	0.3915	2.35	8971	76.0383%	Fecal		CFU/100 mL	200	283.2	86400	-	11,511.8
5439000	11/4/2021	5.59	5.59	0.3915	2.35	8971	76.0383%	Fecal		CFU/100 mL	200	283.2	86400	-	11,511.8
5439000	1/13/2022	5.59	5.59	0.3915	2.35	8971	76.0383%	Fecal		CFU/100 mL	200	283.2	86400	-	11,511.8
5439000	8/6/2009	5.58	5.58	0.3915	2.35	8974	76.0637%	Fecal		CFU/100 mL	200	283.2	86400	-	11,492.6
5439000	9/2/2013	5.57	5.57	0.3915	2.34	8975	76.0722%	Fecal		CFU/100 mL	200	283.2	86400	-	11,473.4
5439000	8/4/2019	5.55	5.55	0.3915	2.34	8976	76.0807%	Fecal		CFU/100 mL	200	283.2	86400	-	11,435.1
5439000	1/3/2006	5.53	5.53	0.3915	2.33	8977	76.0892%	Fecal		CFU/100 mL	200	283.2	86400	-	11,396.8
5439000	8/25/2010	5.53	5.53	0.3915	2.33	8977	76.0892%	Fecal		CFU/100 mL	200	283.2	86400	-	11,396.8
5439000	1/22/2015	5.53	5.53	0.3915	2.33	8977	76.0892%	Fecal		CFU/100 mL	200	283.2	86400	-	11,396.8
5439000	10/18/2016	5.52	5.52	0.3915	2.32	8980	76.1146%	Fecal		CFU/100 mL	200	283.2	86400	-	11,377.7
5439000	10/31/2020	5.51	5.51	0.3915	2.32	8981	76.1231%	Fecal		CFU/100 mL	200	283.2	86400	-	11,358.5
5439000	11/12/2021	5.51	5.51	0.3915	2.32	8981	76.1231%	Fecal		CFU/100 mL	200	283.2	86400	-	11,358.5
5439000	11/25/2021	5.51	5.51	0.3915	2.32	8981	76.1231%	Fecal		CFU/100 mL	200	283.2	86400	-	11,358.5
5439000	7/14/1991	5.5	5.5	0.3915	2.32	8984	76.1485%	Fecal		CFU/100 mL	200	283.2	86400	-	11,339.3
5439000	8/9/1991	5.5	5.5	0.3915	2.32	8984	76.1485%	Fecal		CFU/100 mL	200	283.2	86400	-	11,339.3
5439000	6/28/1992	5.5	5.5	0.3915	2.32	8984	76.1485%	Fecal		CFU/100 mL	200	283.2	86400	-	11,339.3
5439000	6/29/1992	5.5	5.5	0.3915	2.32	8984	76.1485%	Fecal		CFU/100 mL	200	283.2	86400	-	11,339.3
5439000	7/30/1995	5.5	5.5	0.3915	2.32	8984	76.1485%	Fecal		CFU/100 mL	200	283.2	86400	-	11,339.3
5439000	10/8/1995	5.5	5.5	0.3915	2.32	8984	76.1485%	Fecal		CFU/100 mL	200	283.2	86400	-	11,339.3
5439000	10/22/1996	5.5	5.5	0.3915	2.32	8984	76.1485%	Fecal		CFU/100 mL	200	283.2	86400	-	11,339.3
5439000	10/18/1999	5.5	5.5	0.3915	2.32	8984	76.1485%	Fecal		CFU/100 mL	200	283.2	86400	-	11,339.3
5439000	12/4/1999	5.5	5.5	0.3915	2.32	8984	76.1485%	Fecal		CFU/100 mL	200	283.2	86400	-	11,339.3
5439000	12/21/1999	5.5	5.5	0.3915	2.32	8984	76.1485%	Fecal		CFU/100 mL	200	283.2	86400	-	11,339.3
5439000	7/14/2001	5.5	5.5	0.3915	2.32	8984	76.1485%	Fecal		CFU/100 mL	200	283.2	86400	-	11,339.3
5439000	9/23/2009	5.5	5.5	0.3915	2.32	8984	76.1485%	Fecal		CFU/100 mL	200	283.2	86400	-	11,339.3
5439000	1/23/2015	5.48	5.48	0.3915	2.31	8996	76.2502%	Fecal		CFU/100 mL	200	283.2	86400	-	11,301.0
5439000	12/28/2021	5.48	5.48	0.3915	2.31	8996	76.2502%	Fecal		CFU/100 mL	200	283.2	86400	-	11,301.0
5439000	11/20/2020	5.47	5.47	0.3915	2.31	8998	76.2672%	Fecal		CFU/100 mL	200	283.2	86400	-	11,281.9
5439000	11/17/2007	5.46	5.46	0.3915	2.30	8999	76.2756%	Fecal		CFU/100 mL	200	283.2	86400	-	11,262.7
5439000	8/11/2008	5.46	5.46	0.3915	2.30	8999	76.2756%	Fecal		CFU/100 mL	200	283.2	86400	-	11,262.7
5439000	11/13/2014	5.46	5.46	0.3915	2.30	8999	76.2756%	Fecal		CFU/100 mL	200	283.2	86400	-	11,262.7
5439000	11/19/2007	5.45	5.45	0.3915	2.30	9002	76.3011%	Fecal		CFU/100 mL	200	283.2	86400	-	11,243.5
5439000	10/10/2011	5.45	5.45	0.3915	2.30	9002	76.3011%	Fecal		CFU/100 mL	200	283.2	86400	-	11,243.5
5439000	10/31/2011	5.45	5.45	0.3915	2.30	9002	76.3011%	Fecal		CFU/100 mL	200	283.2	86400	-	11,243.5
5439000	2/5/2007	5.44	5.44	0.3915	2.29	9005	76.3265%	Fecal		CFU/100 mL	200	283.2	86400	-	11,224.4
5439000	9/2/2015	5.44	5.44	0.3915	2.29	9005	76.3265%	Fecal		CFU/100 mL	200	283.2	86400	-	11,224.4
5439000	1/30/2021	5.44	5.44	0.3915	2.29	9005	76.3265%	Fecal		CFU/100 mL	200	283.2	86400	-	11,224.4
5439000	8/22/2015	5.42	5.42	0.3915	2.29	9008	76.3519%	Fecal		CFU/100 mL	200	283.2	86400	-	11,186.1
5439000	8/3/2008	5.41	5.41	0.3915	2.28	9009	76.3604%	Fecal		CFU/100 mL	200	283.2	86400	-	11,166.9
5439000	11/9/1991	5.4	5.4	0.3915	2.28	9010	76.3689%	Fecal		CFU/100 mL	200	283.2	86400	-	11,147.8
5439000	3/21/1996	5.4	5.4	0.3915	2.28	9010	76.3689%	Fecal		CFU/100 mL	200	283.2	86400	-	11,147.8
5439000	12/6/1996	5.4	5.4	0.3915	2.28	9010	76.3689%	Fecal		CFU/100 mL	200	283.2	86400	-	11,147.8
5439000	12/9/1996	5.4	5.4	0.3915	2.28	9010	76.3689%	Fecal		CFU/100 mL	200	283.2	86400	-	11,147.8
5439000	8/10/1998	5.4	5.4	0.3915	2.28	9010	76.3689%	Fecal		CFU/100 mL	200	283.2	86400	-	11,147.8
5439000	7/30/1999	5.4	5.4	0.3915	2.28	9010	76.3689%	Fecal		CFU/100 mL	200	283.2	86400	-	11,147.8
5439000	1/11/2000	5.4	5.4	0.3915	2.28	9010	76.3689%	Fecal		CFU/100 mL	200	283.2	86400	-	11,147.8
5439000	10/2/2000	5.4	5.4	0.3915	2.28	9010	76.3689%	Fecal		CFU/100 mL	200	283.2	86400	-	11,147.8
5439000	9/13/2009	5.39	5.39	0.3915	2.27	9018	76.4367%	Fecal		CFU/100 mL	200	283.2	86400	-	11,128.6
5439000	2/6/2013	5.39	5.39	0.3915	2.27	9018	76.4367%	Fecal		CFU/100 mL	200	283.2	86400	-	11,128.6
5439000	1/24/2015	5.39	5.39	0.3915	2.27	9018	76.4367%	Fecal		CFU/100 mL	200	283.2	86400	-	11,128.6
5439000	1/25/2015	5.39	5.39	0.3915	2.27	9018	76.4367%	Fecal		CFU/100 mL	200	283.2	86400	-	11,128.6
5439000	1/26/2015	5.39	5.39	0.3915	2.27	9018	76.4367%	Fecal		CFU/100 mL	200	283.2	86400	-	11,128.6
5439000	1/27/2015	5.39	5.39	0.3915	2.27	9018	76.4367%	Fecal		CFU/100 mL	200	283.2	86400	-	11,128.6
5439000	1/28/2015	5.39	5.39	0.3915	2.27	9018	76.4367%	Fecal		CFU/100 mL	200	283.2	86400	-	11,128.6
5439000	11/16/2007	5.38	5.38	0.3915	2.27	9025	76.4960%	Fecal		CFU/100 mL	200	283.2	86400	-	11,109.4
5439000	2/26/2014	5.38	5.38	0.3915	2.27	9025	76.4960%	Fecal		CFU/100 mL	200	283.2	86400	-	11,109.4
5439000	6/27/2012	5.37	5.37	0.3915	2.27	9027	76.5130%	Fecal		CFU/100 mL	200	283.2	86400	-	11,090.3
5439000	8/17/2015	5.37	5.37	0.3915	2.27	9027	76.5130%	Fecal		CFU/100 mL	200	283.2	86400	-	11,090.3
5439000	1/8/2018	5.37	5.37	0.3915	2.27	9027	76.5130%	Fecal		CFU/100 mL	200	283.2	86400	-	11,090.3
5439000	1/14/2022	5.37	5.37	0.3915	2.27	9027	76.5130%	Fecal		CFU/100 mL	200	283.2	86400	-	11,090.3
5439000	8/5/2004	5.36	5.36	0.3915	2.26	9031	76.5469%	Fecal		CFU/100 mL	200	283.2	86400	-	11,071.1
5439000	10/9/2011	5.36	5.36	0.3915	2.26	9031	76.5469%	Fecal		CFU/100 mL	200	283.2	86400	-	11,071.1
5439000	11/16/2014	5.36	5.36	0.3915	2.26	9031	76.5469%	Fecal		CFU/100 mL	200	283.2	86400	-	11,071.1
5439000	10/9/2016	5.36	5.36	0.3915	2.26	9031	76.5469%	Fecal		CFU/100 mL	200	283.2	86400	-	11,071.1
5439000	1/29/2021	5.36	5.36	0.3915	2.26	9031	76.5469%	Fecal		CFU/100 mL	200	283.2	86400	-	11,071.1
5439000	12/26/2010	5.35	5.35	0.3915	2.26	9036	76.5893%	Fecal		CFU/100 mL	200	283.2	86400	-	11,052.0
5439000	11/10/2013	5.35	5.35	0.3915	2.26	9036	76.5893%	Fecal		CFU/100 mL	200	283.2	86400	-	11,052.0
5439000	3/9/2014	5.34	5.34	0.3915	2.25	9038	76.6062%	Fecal		CFU/100 mL	200	283.2	86400	-	11,032.8
5439000	1/25/2021	5.34	5.34	0.3915	2.25	9038	76.6062%	Fecal		CFU/100 mL	200	283.2	86400	-	11,032.8
5439000	1/29/2015	5.32	5.32	0.3915	2.25	9040	76.6232%	Fecal		CFU/100 mL	200	283.2	86400	-	10,994.5
5439000	8/4/2012	5.31	5.31	0.3915	2.24	9041	76.6316%	Fecal		CFU/100 mL	200	283.2	86400	-	10,975.3
5439000	12/16/2021	5.31	5.31	0.3915	2.24	9041	76.6316%	Fecal		CFU/100 mL	200	283.2	86400	-	10,975.3
5439000	9/17/1990	5.3	5.3	0.3915	2.24	9043	76.6486%	Fecal		CFU/100 mL	200	283.2	86400	-	10,956.2
5439000	7/10/1992	5.3	5.3	0.3915	2.24	9043	76.6486%	Fecal		CFU/100 mL	200	283.2	86400	-	10,956.2
5439000	8/30/1992	5.3	5.3	0.3915	2.24	9043	76.6486%	Fecal		CFU/100 mL	200	283.2	86400	-	10,956.2
5439000	3/19/1996	5.3	5.3	0.3915	2.24	9043	76.6486%	Fecal		CFU/100 mL	200	283.2	86400	-	10,956.2
5439000	11/18/2014	5.3	5.3	0.3915	2.24	9043	76.6486%	Fecal		CFU/100 mL	200	283.2	86400	-	10,956.2
5439000	8/11/2020	5.3	5.3	0.3915	2.24	9043	76.6486%	Fecal		CFU/100 mL	200	283.2	86400	-	10,956.2
5439000	11/5/2020	5.3	5.3	0.3915	2.24	9043	76.6486%	Fecal		CFU/100 mL	200	283.2	86400	-	10,956.2
5439000	1/6/2022	5.3	5.3	0.3915	2.24	9043	76.6486%	Fecal		CFU/100 mL	200	283.2	86400	-	10,956.2
5439000	7/15/2002	5.29	5.29	0.3915	2.23	9051	76.7164%	Fecal		CFU/100 mL	200	283.2	86400	-	10,937.0
5439000	11/17/2006	5.29	5.29	0.3915	2.23	9051	76.7164%	Fecal		CFU/100 mL	200	283.2	86400	-	10,937.0
5439000	1/30/2015	5.29	5.29	0.3915	2.23	9051	76.7164%	Fecal		CFU/100 mL	200	283.2	86400	-	10,937.0
5439000	1/31/2015	5.29	5.29	0.3915	2.23	9051	76.7164%	Fecal		CFU/100 mL	200	283.2	86400	-	10,937.0
5439000	2/1/2015	5.29	5.29	0.3915	2.23	9051	76.7164%	Fecal		CFU/100 mL	200	283.2	86400	-	10,937.0
5439000	9/27/2016	5.29	5.29	0.3915	2.23	9051	76.7164%	Fecal		CFU/100 mL	200	283.2	86400	-	10,937.0
5439000	9/1/2010	5.28	5.28	0.3915	2.23	9057	76.7672%	Fecal		CFU/100 mL	200	283.2	86400	-	10,917.9
5439000	9/28/2020	5.28	5.28	0.3915	2.23	9057	76.7672%	Fecal		CFU/100 mL	200	283.2	86400	-	10,917.9
5439000	11/1/2020	5.28	5.28	0.3915	2.23	9057	76.7672%	Fecal		CFU/100 mL	200	283.2	86400	-	10,917.9
5439000	10/12/2016	5.27	5.27	0.3915	2.23	9060	76.7927%	Fecal		CFU/100 mL	200	283.2	86400	-	10,898.7
5439000	8/21/2019	5.27	5.27	0.3915	2.23	9060	76.7927%	Fecal		CFU/100 mL	200	283.2	86400	-	10,898.7
5439000	10/22/2011	5.25	5.25	0.3915	2.22	9062	76.8096%	Fecal		CFU/100 mL	200	283.2	86400	-	10,860.4
5439000	4/2/2003	5.23	5.23	0.3915	2.21	9063	76.8181%	Fecal		CFU/100 mL	200	283.2	86400	-	10,822.1
5439000	10/13/2016	5.23	5.23	0.3915	2.21	9063	76.8181%	Fecal		CFU/100 mL	200	283.2	86400	-	10,822.1
5439000	1/13/2004	5.22	5.22	0.3915	2.21	9065	76.8351%	Fecal		CFU/100 mL	200	283.2	86400	-	10,802.9
5439000	7/15/2006	5.22	5.22	0.3915	2.21	9065	76.8351%	Fecal		CFU/100 mL	200	283.2	86400	-	10,802.9
5439000	1/6/2018	5.22	5.22	0.3915	2.21	9065	76.8351%	Fecal		CFU/100 mL	200	283.2	86400	-	10,802.9
5439000	8/30/1994	5.21	5.21	0.3915	2.20	9068	76.8605%	Fecal		CFU/100 mL	200	283.2	86400	-	10,783.8
5439000	4/20/2003	5.21	5.21	0.3915	2.20	9068	76.8605%	Fecal		CFU/100 mL	200	283.2	86400	-	10,783.8
5439000	6/18/2005	5.21	5.21	0.3915	2.20	9068	76.8605%	Fecal		CFU/100 mL	200	283.2	86400	-	10,783.8
5439000	11/2/2006	5.21	5.21	0.3915	2.20	9068	76.8605%	Fecal		CFU/100 mL	200	283.2	86400	-	10,783.8
5439000	2/2/2015	5.21	5.21	0.3915	2.20	9068	76.8605%	Fecal		CFU/100 mL	200	283.2	86400	-	10,783.8

Gage ID	Date	Discharge (CFS)	Gage Discharge (less Surrogate NPDES) (CFS)	Watershed Area Ratio	Calculated flow (CFS)	Rank	Flow Exceedance %	Parameter	Results	Units (mg or micro_gram	Limit/Standard	100mL/CF	sec/day	Actual Load (million colonies/day)	Allowable Load (million colonies/day)
5439000	12/15/2021	5.21	5.21	0.3915	2.20	9068	76.8605%	Fecal		CFU/100 mL	200	283.2	86400	-	10,783.8
5439000	7/18/1991	5.2	5.2	0.3915	2.20	9074	76.9113%	Fecal		CFU/100 mL	200	283.2	86400	-	10,764.6
5439000	8/10/1991	5.2	5.2	0.3915	2.20	9074	76.9113%	Fecal		CFU/100 mL	200	283.2	86400	-	10,764.6
5439000	11/12/1991	5.2	5.2	0.3915	2.20	9074	76.9113%	Fecal		CFU/100 mL	200	283.2	86400	-	10,764.6
5439000	11/3/1996	5.2	5.2	0.3915	2.20	9074	76.9113%	Fecal		CFU/100 mL	200	283.2	86400	-	10,764.6
5439000	9/3/1998	5.2	5.2	0.3915	2.20	9074	76.9113%	Fecal		CFU/100 mL	200	283.2	86400	-	10,764.6
5439000	9/30/1998	5.2	5.2	0.3915	2.20	9074	76.9113%	Fecal		CFU/100 mL	200	283.2	86400	-	10,764.6
5439000	12/9/2007	5.2	5.2	0.3915	2.20	9074	76.9113%	Fecal		CFU/100 mL	200	283.2	86400	-	10,764.6
5439000	8/8/2018	5.2	5.2	0.3915	2.20	9074	76.9113%	Fecal		CFU/100 mL	200	283.2	86400	-	10,764.6
5439000	12/31/2021	5.19	5.19	0.3915	2.20	9082	76.9791%	Fecal		CFU/100 mL	200	283.2	86400	-	10,745.5
5439000	9/9/2014	5.17	5.17	0.3915	2.19	9083	76.9876%	Fecal		CFU/100 mL	200	283.2	86400	-	10,707.1
5439000	8/27/2002	5.16	5.16	0.3915	2.18	9084	76.9961%	Fecal		CFU/100 mL	200	283.2	86400	-	10,688.0
5439000	10/23/2006	5.16	5.16	0.3915	2.18	9084	76.9961%	Fecal		CFU/100 mL	200	283.2	86400	-	10,688.0
5439000	7/21/2012	5.16	5.16	0.3915	2.18	9084	76.9961%	Fecal		CFU/100 mL	200	283.2	86400	-	10,688.0
5439000	8/12/2013	5.16	5.16	0.3915	2.18	9084	76.9961%	Fecal		CFU/100 mL	200	283.2	86400	-	10,688.0
5439000	2/1/2021	5.16	5.16	0.3915	2.18	9084	76.9961%	Fecal		CFU/100 mL	200	283.2	86400	-	10,688.0
5439000	8/6/2021	5.16	5.16	0.3915	2.18	9084	76.9961%	Fecal		CFU/100 mL	200	283.2	86400	-	10,688.0
5439000	9/10/1994	5.15	5.15	0.3915	2.18	9090	77.0470%	Fecal		CFU/100 mL	200	283.2	86400	-	10,668.8
5439000	8/5/2021	5.14	5.14	0.3915	2.18	9091	77.0554%	Fecal		CFU/100 mL	200	283.2	86400	-	10,649.7
5439000	10/10/2016	5.13	5.13	0.3915	2.17	9092	77.0639%	Fecal		CFU/100 mL	200	283.2	86400	-	10,630.5
5439000	8/15/2019	5.13	5.13	0.3915	2.17	9092	77.0639%	Fecal		CFU/100 mL	200	283.2	86400	-	10,630.5
5439000	11/21/2020	5.13	5.13	0.3915	2.17	9092	77.0639%	Fecal		CFU/100 mL	200	283.2	86400	-	10,630.5
5439000	8/20/2014	5.11	5.11	0.3915	2.16	9095	77.0893%	Fecal		CFU/100 mL	200	283.2	86400	-	10,592.2
5439000	2/3/2015	5.11	5.11	0.3915	2.16	9095	77.0893%	Fecal		CFU/100 mL	200	283.2	86400	-	10,592.2
5439000	9/12/2016	5.11	5.11	0.3915	2.16	9095	77.0893%	Fecal		CFU/100 mL	200	283.2	86400	-	10,592.2
5439000	10/1/2016	5.11	5.11	0.3915	2.16	9095	77.0893%	Fecal		CFU/100 mL	200	283.2	86400	-	10,592.2
5439000	8/31/1991	5.1	5.1	0.3915	2.16	9099	77.1232%	Fecal		CFU/100 mL	200	283.2	86400	-	10,573.0
5439000	9/8/1995	5.1	5.1	0.3915	2.16	9099	77.1232%	Fecal		CFU/100 mL	200	283.2	86400	-	10,573.0
5439000	11/4/1996	5.1	5.1	0.3915	2.16	9099	77.1232%	Fecal		CFU/100 mL	200	283.2	86400	-	10,573.0
5439000	7/30/1998	5.1	5.1	0.3915	2.16	9099	77.1232%	Fecal		CFU/100 mL	200	283.2	86400	-	10,573.0
5439000	12/18/1999	5.1	5.1	0.3915	2.16	9099	77.1232%	Fecal		CFU/100 mL	200	283.2	86400	-	10,573.0
5439000	12/19/1999	5.1	5.1	0.3915	2.16	9099	77.1232%	Fecal		CFU/100 mL	200	283.2	86400	-	10,573.0
5439000	9/16/2020	5.1	5.1	0.3915	2.16	9099	77.1232%	Fecal		CFU/100 mL	200	283.2	86400	-	10,573.0
5439000	10/10/2001	5.09	5.09	0.3915	2.16	9106	77.1826%	Fecal		CFU/100 mL	200	283.2	86400	-	10,553.9
5439000	11/18/2006	5.09	5.09	0.3915	2.16	9106	77.1826%	Fecal		CFU/100 mL	200	283.2	86400	-	10,553.9
5439000	9/28/2016	5.09	5.09	0.3915	2.16	9106	77.1826%	Fecal		CFU/100 mL	200	283.2	86400	-	10,553.9
5439000	11/21/2021	5.09	5.09	0.3915	2.16	9106	77.1826%	Fecal		CFU/100 mL	200	283.2	86400	-	10,553.9
5439000	12/1/2021	5.08	5.08	0.3915	2.15	9110	77.2165%	Fecal		CFU/100 mL	200	283.2	86400	-	10,534.7
5439000	11/23/2021	5.07	5.07	0.3915	2.15	9111	77.2250%	Fecal		CFU/100 mL	200	283.2	86400	-	10,515.6
5439000	11/19/2021	5.06	5.06	0.3915	2.14	9112	77.2334%	Fecal		CFU/100 mL	200	283.2	86400	-	10,496.4
5439000	11/9/2020	5.05	5.05	0.3915	2.14	9113	77.2419%	Fecal		CFU/100 mL	200	283.2	86400	-	10,477.3
5439000	10/20/2016	5.04	5.04	0.3915	2.14	9114	77.2504%	Fecal		CFU/100 mL	200	283.2	86400	-	10,458.1
5439000	9/8/2018	5.04	5.04	0.3915	2.14	9114	77.2504%	Fecal		CFU/100 mL	200	283.2	86400	-	10,458.1
5439000	1/26/2021	5.03	5.03	0.3915	2.13	9116	77.2673%	Fecal		CFU/100 mL	200	283.2	86400	-	10,438.9
5439000	2/2/2021	5.03	5.03	0.3915	2.13	9116	77.2673%	Fecal		CFU/100 mL	200	283.2	86400	-	10,438.9
5439000	8/14/2021	5.03	5.03	0.3915	2.13	9116	77.2673%	Fecal		CFU/100 mL	200	283.2	86400	-	10,438.9
5439000	10/5/2002	5.02	5.02	0.3915	2.13	9119	77.2928%	Fecal		CFU/100 mL	200	283.2	86400	-	10,419.8
5439000	2/4/2015	5.02	5.02	0.3915	2.13	9119	77.2928%	Fecal		CFU/100 mL	200	283.2	86400	-	10,419.8
5439000	2/5/2015	5.02	5.02	0.3915	2.13	9119	77.2928%	Fecal		CFU/100 mL	200	283.2	86400	-	10,419.8
5439000	2/6/2015	5.01	5.01	0.3915	2.13	9122	77.3182%	Fecal		CFU/100 mL	200	283.2	86400	-	10,400.6
5439000	10/19/2016	5.01	5.01	0.3915	2.13	9122	77.3182%	Fecal		CFU/100 mL	200	283.2	86400	-	10,400.6
5439000	9/20/1990	5	5	0.3915	2.12	9124	77.3351%	Fecal		CFU/100 mL	200	283.2	86400	-	10,381.5
5439000	9/24/1990	5	5	0.3915	2.12	9124	77.3351%	Fecal		CFU/100 mL	200	283.2	86400	-	10,381.5
5439000	7/15/1991	5	5	0.3915	2.12	9124	77.3351%	Fecal		CFU/100 mL	200	283.2	86400	-	10,381.5
5439000	9/6/1991	5	5	0.3915	2.12	9124	77.3351%	Fecal		CFU/100 mL	200	283.2	86400	-	10,381.5
5439000	8/2/1995	5	5	0.3915	2.12	9124	77.3351%	Fecal		CFU/100 mL	200	283.2	86400	-	10,381.5
5439000	8/4/1995	5	5	0.3915	2.12	9124	77.3351%	Fecal		CFU/100 mL	200	283.2	86400	-	10,381.5
5439000	8/21/1995	5	5	0.3915	2.12	9124	77.3351%	Fecal		CFU/100 mL	200	283.2	86400	-	10,381.5
5439000	9/21/1995	5	5	0.3915	2.12	9124	77.3351%	Fecal		CFU/100 mL	200	283.2	86400	-	10,381.5
5439000	9/19/1996	5	5	0.3915	2.12	9124	77.3351%	Fecal		CFU/100 mL	200	283.2	86400	-	10,381.5
5439000	9/23/1996	5	5	0.3915	2.12	9124	77.3351%	Fecal		CFU/100 mL	200	283.2	86400	-	10,381.5
5439000	12/10/1996	5	5	0.3915	2.12	9124	77.3351%	Fecal		CFU/100 mL	200	283.2	86400	-	10,381.5
5439000	10/13/1997	5	5	0.3915	2.12	9124	77.3351%	Fecal		CFU/100 mL	200	283.2	86400	-	10,381.5
5439000	10/9/1998	5	5	0.3915	2.12	9124	77.3351%	Fecal		CFU/100 mL	200	283.2	86400	-	10,381.5
5439000	12/21/2004	5	5	0.3915	2.12	9124	77.3351%	Fecal		CFU/100 mL	200	283.2	86400	-	10,381.5
5439000	12/13/2010	5	5	0.3915	2.12	9124	77.3351%	Fecal		CFU/100 mL	200	283.2	86400	-	10,381.5
5439000	8/1/2013	5	5	0.3915	2.12	9124	77.3351%	Fecal		CFU/100 mL	200	283.2	86400	-	10,381.5
5439000	11/22/2021	5	5	0.3915	2.12	9124	77.3351%	Fecal		CFU/100 mL	200	283.2	86400	-	10,381.5
5439000	11/4/2020	4.99	4.99	0.3915	2.12	9141	77.4792%	Fecal		CFU/100 mL	200	283.2	86400	-	10,362.3
5439000	10/30/2011	4.98	4.98	0.3915	2.11	9142	77.4877%	Fecal		CFU/100 mL	200	283.2	86400	-	10,343.2
5439000	11/14/2021	4.98	4.98	0.3915	2.11	9142	77.4877%	Fecal		CFU/100 mL	200	283.2	86400	-	10,343.2
5439000	12/28/2010	4.97	4.97	0.3915	2.11	9144	77.5047%	Fecal		CFU/100 mL	200	283.2	86400	-	10,324.0
5439000	8/29/2011	4.97	4.97	0.3915	2.11	9144	77.5047%	Fecal		CFU/100 mL	200	283.2	86400	-	10,324.0
5439000	11/18/2021	4.97	4.97	0.3915	2.11	9144	77.5047%	Fecal		CFU/100 mL	200	283.2	86400	-	10,324.0
5439000	10/4/2001	4.96	4.96	0.3915	2.11	9147	77.5301%	Fecal		CFU/100 mL	200	283.2	86400	-	10,304.8
5439000	11/2/2020	4.96	4.96	0.3915	2.11	9147	77.5301%	Fecal		CFU/100 mL	200	283.2	86400	-	10,304.8
5439000	8/3/2020	4.95	4.95	0.3915	2.10	9149	77.5470%	Fecal		CFU/100 mL	200	283.2	86400	-	10,285.7
5439000	7/20/2003	4.94	4.94	0.3915	2.10	9150	77.5555%	Fecal		CFU/100 mL	200	283.2	86400	-	10,266.5
5439000	11/1/2011	4.94	4.94	0.3915	2.10	9150	77.5555%	Fecal		CFU/100 mL	200	283.2	86400	-	10,266.5
5439000	10/2/2016	4.94	4.94	0.3915	2.10	9150	77.5555%	Fecal		CFU/100 mL	200	283.2	86400	-	10,266.5
5439000	7/31/2018	4.94	4.94	0.3915	2.10	9150	77.5555%	Fecal		CFU/100 mL	200	283.2	86400	-	10,266.5
5439000	11/3/2020	4.93	4.93	0.3915	2.09	9154	77.5894%	Fecal		CFU/100 mL	200	283.2	86400	-	10,247.4
5439000	11/11/2021	4.93	4.93	0.3915	2.09	9154	77.5894%	Fecal		CFU/100 mL	200	283.2	86400	-	10,247.4
5439000	10/7/2014	4.92	4.92	0.3915	2.09	9156	77.6064%	Fecal		CFU/100 mL	200	283.2	86400	-	10,228.2
5439000	8/2/2020	4.92	4.92	0.3915	2.09	9156	77.6064%	Fecal		CFU/100 mL	200	283.2	86400	-	10,228.2
5439000	1/7/2018	4.91	4.91	0.3915	2.09	9158	77.6233%	Fecal		CFU/100 mL	200	283.2	86400	-	10,209.1
5439000	11/22/2020	4.91	4.91	0.3915	2.09	9158	77.6233%	Fecal		CFU/100 mL	200	283.2	86400	-	10,209.1
5439000	10/5/1990	4.9	4.9	0.3915	2.08	9160	77.6403%	Fecal		CFU/100 mL	200	283.2	86400	-	10,189.9
5439000	7/17/1991	4.9	4.9	0.3915	2.08	9160	77.6403%	Fecal		CFU/100 mL	200	283.2	86400	-	10,189.9
5439000	7/24/1991	4.9	4.9	0.3915	2.08	9160	77.6403%	Fecal		CFU/100 mL	200	283.2	86400	-	10,189.9
5439000	11/13/1991	4.9	4.9	0.3915	2.08	9160	77.6403%	Fecal		CFU/100 mL	200	283.2	86400	-	10,189.9
5439000	7/11/1992	4.9	4.9	0.3915	2.08	9160	77.6403%	Fecal		CFU/100 mL	200	283.2	86400	-	10,189.9
5439000	7/31/1995	4.9	4.9	0.3915	2.08	9160	77.6403%	Fecal		CFU/100 mL	200	283.2	86400	-	10,189.9
5439000	10/16/1996	4.9	4.9	0.3915	2.08	9160	77.6403%	Fecal		CFU/100 mL	200	283.2	86400	-	10,189.9
5439000	10/18/1996	4.9	4.9	0.3915	2.08	9160	77.6403%	Fecal		CFU/100 mL	200	283.2	86400	-	10,189.9
5439000	11/8/1996	4.9	4.9	0.3915	2.08	9160	77.6403%	Fecal		CFU/100 mL	200	283.2	86400	-	10,189.9
5439000	12/8/1996	4.9	4.9	0.3915	2.08	9160	77.6403%	Fecal		CFU/100 mL	200	283.2	86400	-	10,189.9
5439000	7/20/1997	4.9	4.9	0.3915	2.08	9160	77.6403%	Fecal		CFU/100 mL	200	283.2	86400	-	10,189.9
5439000	10/21/1999	4.9	4.9	0.3915	2.08	9160	77.6403%	Fecal		CFU/100 mL	200	283.2	86400	-	10,189.9
5439000	10/30/1999	4.9	4.9	0.3915	2.08	9160	77.6403%	Fecal		CFU/100 mL	200	283.2	86400	-	10,189.9
5439000	7/15/2001	4.9	4.9	0.3915	2.08	9160	77.6403%	Fecal		CFU/100 mL	200	283.2	86400	-	10,189.9
5439000	11/5/2004	4.9	4.9	0.3915	2.08	9160	77.6403%	Fecal		CFU/100 mL	200	283.2	86400	-	10,189.9
5439000	8/13/2009	4.9	4.9	0.3915	2.08	9160	77.6403%	Fecal		CFU/100 mL	200	283.2	86400	-	10,189.9
5439000	8/22/2016	4.9	4.9	0.3915	2.08	9160	77.6403%	Fecal		CFU/100 mL	200	283.2	86400	-	10,189.9
5439000	6/19/2005	4.89	4.89	0.3915	2.08	9177	77.7844%	Fecal		CFU/100 mL	200	283.2	86400	-	10,170.7
5439000	8/17/2014	4.89	4.89	0.3915	2.08	9177	77.7844%	Fecal		CFU/100 mL	200	283.2	86400	-	10,170.7
5439000	10/11/2016	4.89	4.89	0.3915	2.08	9177	77.7844%	Fecal		CFU/100 mL	200	283.2	86400	-	10,170.7
5439000	12/27/2003	4.88	4.88	0.3915	2.07	9180	77.8098%	Fecal		CFU/100 mL	200	283.2	86400	-	10,151.6
5439000	8/7/2016	4.88	4.88	0.3915	2.07	9180	77.8098%	Fecal		CFU/100 mL	200	283.2	86400	-	10,151.6
5439000	12/2/2010	4.87	4.87	0.3915	2.07	9182	77.8268%	Fecal		CFU/100 mL	200	283.2	86400	-	10,132.4
5439000	11/24/2021	4.87	4.87	0.3915	2.07	9182	77.8268%	Fecal		CFU/100 mL	200	283.2	86400	-	10,132.4
5439000	9/21/2014	4.86	4.86	0.3915	2.07	9184	77.8437%	Fecal		CFU/100 mL	200	283.2	86400	-	10,113.3
5439000	1/14/2004	4.85	4.85	0.3915	2.06	9185	77.8522%	Fecal		CFU/100 mL	200	283.2	86400	-	10,094.1
5439000	9/19/2002	4.84	4.84	0.3915	2.06	9186	77.8607%	Fecal		CFU/100 mL	200	283.2	86400	-	10,075.0
5439000	9/7/2020	4.84	4.84	0.3915	2.06	9186	77.8607%	Fecal		CFU/100 mL	200	283.2	86400	-	10,075.0
5439000	3/29/2003	4.82	4.82	0.3915	2.05	9188	77.8776%	Fecal		CFU/100 mL	200	283.2	86400	-	10,036.6
5439000	3/8/2006	4.82	4.82	0.3915	2.05	9188	77.8776%	Fecal		CFU/100 mL	200	283.2	86400	-	10,036.6
5439000	2/7/2015	4.82	4.82	0.3915	2.05	9188	77.8776%	Fecal		CFU/100 mL	200	283.2	86400	-	10,036.6
5439000	7/24/2003	4.81	4.81	0.3915	2.05	9191	77.9030%	Fecal		CFU/100 mL	200	283.2	86400	-	10,017.5
5439000	8/27/1992	4.8	4.8	0.3915	2.04	9192	77.9115%	Fecal		CFU/100 mL	200	283.2	86400	-	9,998.3
5439000	8/5/1995	4.8	4.8	0.3915	2.04	9192	77.9115%	Fecal		CFU/100 mL	200	283.2	86400	-	9,998.3
5439000	9/18/1996	4.8	4.8	0.3915	2.04	9192	77.9115%	Fecal		CFU/100 mL	200	283.2	86400	-	9,998.3
5439000	10/20/1999	4.8	4.8	0.3915	2.04	9192	77.9115%	Fecal		CFU/100 mL	200	283.2	86400	-	9,998.3
5439000	10/31/1999	4.8	4.8	0.3915	2.04	9192	77.9115%	Fecal		CFU/100 mL	200	283.2	86400	-	9,998.3
5439000	1/4/2000	4.8	4.8	0.3915	2.04	9192	77.9115%	Fecal		CFU/100 mL	200	283.2	86400	-	9,998.3
5439000	1/12/2000	4.8	4.8	0.3915	2.04	9192	77.9115%	Fecal		CFU/100 mL	200	283.2	86400	-	9,998.3

Gage ID	Date	Discharge (CFS)	Gage Discharge (less Surrogate NPDES) (CFS)	Watershed Area Ratio	Calculated flow (CFS)	Rank	Flow Exceedance %	Parameter	Results	Units (mg or micro_gram	Limit/Standard	100mL/CF	sec/day	Actual Load (million colonies/day)	Allowable Load (million colonies/day)
5439000	8/21/2000	4.8	4.8	0.3915	2.04	9192	77.9115%	Fecal		CFU/100 mL	200	283.2	86400	-	9,998.3
5439000	9/24/2009	4.8	4.8	0.3915	2.04	9192	77.9115%	Fecal		CFU/100 mL	200	283.2	86400	-	9,998.3
5439000	7/25/2004	4.78	4.78	0.3915	2.04	9201	77.9878%	Fecal		CFU/100 mL	200	283.2	86400	-	9,960.0
5439000	11/29/2010	4.78	4.78	0.3915	2.04	9201	77.9878%	Fecal		CFU/100 mL	200	283.2	86400	-	9,960.0
5439000	9/30/2016	4.78	4.78	0.3915	2.04	9201	77.9878%	Fecal		CFU/100 mL	200	283.2	86400	-	9,960.0
5439000	8/3/2019	4.78	4.78	0.3915	2.04	9201	77.9878%	Fecal		CFU/100 mL	200	283.2	86400	-	9,960.0
5439000	8/4/2020	4.78	4.78	0.3915	2.04	9201	77.9878%	Fecal		CFU/100 mL	200	283.2	86400	-	9,960.0
5439000	4/19/2003	4.77	4.77	0.3915	2.03	9206	78.0302%	Fecal		CFU/100 mL	200	283.2	86400	-	9,940.9
5439000	9/15/2013	4.77	4.77	0.3915	2.03	9206	78.0302%	Fecal		CFU/100 mL	200	283.2	86400	-	9,940.9
5439000	9/16/2014	4.77	4.77	0.3915	2.03	9206	78.0302%	Fecal		CFU/100 mL	200	283.2	86400	-	9,940.9
5439000	2/8/2015	4.77	4.77	0.3915	2.03	9206	78.0302%	Fecal		CFU/100 mL	200	283.2	86400	-	9,940.9
5439000	11/23/2020	4.77	4.77	0.3915	2.03	9206	78.0302%	Fecal		CFU/100 mL	200	283.2	86400	-	9,940.9
5439000	12/22/2012	4.76	4.76	0.3915	2.03	9211	78.0726%	Fecal		CFU/100 mL	200	283.2	86400	-	9,921.7
5439000	9/29/2016	4.75	4.75	0.3915	2.02	9212	78.0810%	Fecal		CFU/100 mL	200	283.2	86400	-	9,902.5
5439000	8/26/2010	4.74	4.74	0.3915	2.02	9213	78.0895%	Fecal		CFU/100 mL	200	283.2	86400	-	9,883.4
5439000	11/17/2021	4.74	4.74	0.3915	2.02	9213	78.0895%	Fecal		CFU/100 mL	200	283.2	86400	-	9,883.4
5439000	12/29/2004	4.73	4.73	0.3915	2.02	9215	78.1065%	Fecal		CFU/100 mL	200	283.2	86400	-	9,864.2
5439000	9/7/2010	4.73	4.73	0.3915	2.02	9215	78.1065%	Fecal		CFU/100 mL	200	283.2	86400	-	9,864.2
5439000	12/27/2021	4.73	4.73	0.3915	2.02	9215	78.1065%	Fecal		CFU/100 mL	200	283.2	86400	-	9,864.2
5439000	1/9/2018	4.72	4.72	0.3915	2.01	9218	78.1319%	Fecal		CFU/100 mL	200	283.2	86400	-	9,845.1
5439000	12/26/2003	4.71	4.71	0.3915	2.01	9219	78.1404%	Fecal		CFU/100 mL	200	283.2	86400	-	9,825.9
5439000	9/18/1990	4.7	4.7	0.3915	2.00	9220	78.1488%	Fecal		CFU/100 mL	200	283.2	86400	-	9,806.7
5439000	8/29/1991	4.7	4.7	0.3915	2.00	9220	78.1488%	Fecal		CFU/100 mL	200	283.2	86400	-	9,806.7
5439000	10/27/1991	4.7	4.7	0.3915	2.00	9220	78.1488%	Fecal		CFU/100 mL	200	283.2	86400	-	9,806.7
5439000	8/10/1992	4.7	4.7	0.3915	2.00	9220	78.1488%	Fecal		CFU/100 mL	200	283.2	86400	-	9,806.7
5439000	3/20/1996	4.7	4.7	0.3915	2.00	9220	78.1488%	Fecal		CFU/100 mL	200	283.2	86400	-	9,806.7
5439000	9/21/1996	4.7	4.7	0.3915	2.00	9220	78.1488%	Fecal		CFU/100 mL	200	283.2	86400	-	9,806.7
5439000	11/9/1996	4.7	4.7	0.3915	2.00	9220	78.1488%	Fecal		CFU/100 mL	200	283.2	86400	-	9,806.7
5439000	8/24/1998	4.7	4.7	0.3915	2.00	9220	78.1488%	Fecal		CFU/100 mL	200	283.2	86400	-	9,806.7
5439000	10/24/1999	4.7	4.7	0.3915	2.00	9220	78.1488%	Fecal		CFU/100 mL	200	283.2	86400	-	9,806.7
5439000	10/29/1999	4.7	4.7	0.3915	2.00	9220	78.1488%	Fecal		CFU/100 mL	200	283.2	86400	-	9,806.7
5439000	11/3/1999	4.7	4.7	0.3915	2.00	9220	78.1488%	Fecal		CFU/100 mL	200	283.2	86400	-	9,806.7
5439000	11/12/1999	4.7	4.7	0.3915	2.00	9220	78.1488%	Fecal		CFU/100 mL	200	283.2	86400	-	9,806.7
5439000	11/5/2000	4.7	4.7	0.3915	2.00	9220	78.1488%	Fecal		CFU/100 mL	200	283.2	86400	-	9,806.7
5439000	7/24/2001	4.7	4.7	0.3915	2.00	9220	78.1488%	Fecal		CFU/100 mL	200	283.2	86400	-	9,806.7
5439000	8/16/2001	4.7	4.7	0.3915	2.00	9220	78.1488%	Fecal		CFU/100 mL	200	283.2	86400	-	9,806.7
5439000	9/14/2009	4.7	4.7	0.3915	2.00	9220	78.1488%	Fecal		CFU/100 mL	200	283.2	86400	-	9,806.7
5439000	8/31/2010	4.7	4.7	0.3915	2.00	9220	78.1488%	Fecal		CFU/100 mL	200	283.2	86400	-	9,806.7
5439000	8/25/2013	4.7	4.7	0.3915	2.00	9220	78.1488%	Fecal		CFU/100 mL	200	283.2	86400	-	9,806.7
5439000	8/1/2018	4.7	4.7	0.3915	2.00	9220	78.1488%	Fecal		CFU/100 mL	200	283.2	86400	-	9,806.7
5439000	1/24/2021	4.7	4.7	0.3915	2.00	9220	78.1488%	Fecal		CFU/100 mL	200	283.2	86400	-	9,806.7
5439000	12/29/2010	4.69	4.69	0.3915	2.00	9240	78.3184%	Fecal		CFU/100 mL	200	283.2	86400	-	9,787.6
5439000	8/2/2013	4.69	4.69	0.3915	2.00	9240	78.3184%	Fecal		CFU/100 mL	200	283.2	86400	-	9,787.6
5439000	2/9/2015	4.68	4.68	0.3915	2.00	9242	78.3353%	Fecal		CFU/100 mL	200	283.2	86400	-	9,768.4
5439000	12/2/2021	4.68	4.68	0.3915	2.00	9242	78.3353%	Fecal		CFU/100 mL	200	283.2	86400	-	9,768.4
5439000	1/12/2004	4.67	4.67	0.3915	1.99	9244	78.3523%	Fecal		CFU/100 mL	200	283.2	86400	-	9,749.3
5439000	11/5/2021	4.67	4.67	0.3915	1.99	9244	78.3523%	Fecal		CFU/100 mL	200	283.2	86400	-	9,749.3
5439000	1/1/2022	4.67	4.67	0.3915	1.99	9244	78.3523%	Fecal		CFU/100 mL	200	283.2	86400	-	9,749.3
5439000	6/28/2012	4.66	4.66	0.3915	1.99	9247	78.3777%	Fecal		CFU/100 mL	200	283.2	86400	-	9,730.1
5439000	9/29/1994	4.64	4.64	0.3915	1.98	9248	78.3862%	Fecal		CFU/100 mL	200	283.2	86400	-	9,691.8
5439000	11/20/2004	4.64	4.64	0.3915	1.98	9248	78.3862%	Fecal		CFU/100 mL	200	283.2	86400	-	9,691.8
5439000	8/23/2015	4.63	4.63	0.3915	1.98	9250	78.4031%	Fecal		CFU/100 mL	200	283.2	86400	-	9,672.6
5439000	1/12/2021	4.63	4.63	0.3915	1.98	9250	78.4031%	Fecal		CFU/100 mL	200	283.2	86400	-	9,672.6
5439000	7/29/1994	4.62	4.62	0.3915	1.97	9252	78.4201%	Fecal		CFU/100 mL	200	283.2	86400	-	9,653.5
5439000	9/2/2014	4.62	4.62	0.3915	1.97	9252	78.4201%	Fecal		CFU/100 mL	200	283.2	86400	-	9,653.5
5439000	9/24/2015	4.62	4.62	0.3915	1.97	9252	78.4201%	Fecal		CFU/100 mL	200	283.2	86400	-	9,653.5
5439000	12/18/2021	4.62	4.62	0.3915	1.97	9252	78.4201%	Fecal		CFU/100 mL	200	283.2	86400	-	9,653.5
5439000	8/10/2008	4.61	4.61	0.3915	1.97	9256	78.4540%	Fecal		CFU/100 mL	200	283.2	86400	-	9,634.3
5439000	9/9/2018	4.61	4.61	0.3915	1.97	9256	78.4540%	Fecal		CFU/100 mL	200	283.2	86400	-	9,634.3
5439000	9/25/1990	4.6	4.6	0.3915	1.96	9258	78.4709%	Fecal		CFU/100 mL	200	283.2	86400	-	9,615.2
5439000	7/12/1991	4.6	4.6	0.3915	1.96	9258	78.4709%	Fecal		CFU/100 mL	200	283.2	86400	-	9,615.2
5439000	10/10/1991	4.6	4.6	0.3915	1.96	9258	78.4709%	Fecal		CFU/100 mL	200	283.2	86400	-	9,615.2
5439000	10/4/1994	4.6	4.6	0.3915	1.96	9258	78.4709%	Fecal		CFU/100 mL	200	283.2	86400	-	9,615.2
5439000	10/5/1994	4.6	4.6	0.3915	1.96	9258	78.4709%	Fecal		CFU/100 mL	200	283.2	86400	-	9,615.2
5439000	8/6/1995	4.6	4.6	0.3915	1.96	9258	78.4709%	Fecal		CFU/100 mL	200	283.2	86400	-	9,615.2
5439000	10/10/1995	4.6	4.6	0.3915	1.96	9258	78.4709%	Fecal		CFU/100 mL	200	283.2	86400	-	9,615.2
5439000	1/31/1996	4.6	4.6	0.3915	1.96	9258	78.4709%	Fecal		CFU/100 mL	200	283.2	86400	-	9,615.2
5439000	9/22/1996	4.6	4.6	0.3915	1.96	9258	78.4709%	Fecal		CFU/100 mL	200	283.2	86400	-	9,615.2
5439000	9/17/1998	4.6	4.6	0.3915	1.96	9258	78.4709%	Fecal		CFU/100 mL	200	283.2	86400	-	9,615.2
5439000	8/26/1999	4.6	4.6	0.3915	1.96	9258	78.4709%	Fecal		CFU/100 mL	200	283.2	86400	-	9,615.2
5439000	11/2/1999	4.6	4.6	0.3915	1.96	9258	78.4709%	Fecal		CFU/100 mL	200	283.2	86400	-	9,615.2
5439000	9/27/2001	4.6	4.6	0.3915	1.96	9258	78.4709%	Fecal		CFU/100 mL	200	283.2	86400	-	9,615.2
5439000	11/3/2004	4.6	4.6	0.3915	1.96	9258	78.4709%	Fecal		CFU/100 mL	200	283.2	86400	-	9,615.2
5439000	6/30/2005	4.6	4.6	0.3915	1.96	9258	78.4709%	Fecal		CFU/100 mL	200	283.2	86400	-	9,615.2
5439000	2/10/2015	4.6	4.6	0.3915	1.96	9258	78.4709%	Fecal		CFU/100 mL	200	283.2	86400	-	9,615.2
5439000	2/11/2015	4.6	4.6	0.3915	1.96	9258	78.4709%	Fecal		CFU/100 mL	200	283.2	86400	-	9,615.2
5439000	2/12/2015	4.6	4.6	0.3915	1.96	9258	78.4709%	Fecal		CFU/100 mL	200	283.2	86400	-	9,615.2
5439000	2/13/2015	4.6	4.6	0.3915	1.96	9258	78.4709%	Fecal		CFU/100 mL	200	283.2	86400	-	9,615.2
5439000	2/14/2015	4.6	4.6	0.3915	1.96	9258	78.4709%	Fecal		CFU/100 mL	200	283.2	86400	-	9,615.2
5439000	2/15/2015	4.6	4.6	0.3915	1.96	9258	78.4709%	Fecal		CFU/100 mL	200	283.2	86400	-	9,615.2
5439000	2/16/2015	4.6	4.6	0.3915	1.96	9258	78.4709%	Fecal		CFU/100 mL	200	283.2	86400	-	9,615.2
5439000	2/17/2015	4.6	4.6	0.3915	1.96	9258	78.4709%	Fecal		CFU/100 mL	200	283.2	86400	-	9,615.2
5439000	12/16/2012	4.58	4.58	0.3915	1.96	9281	78.6659%	Fecal		CFU/100 mL	200	283.2	86400	-	9,576.9
5439000	9/3/2015	4.58	4.58	0.3915	1.96	9281	78.6659%	Fecal		CFU/100 mL	200	283.2	86400	-	9,576.9
5439000	10/22/2016	4.58	4.58	0.3915	1.96	9281	78.6659%	Fecal		CFU/100 mL	200	283.2	86400	-	9,576.9
5439000	10/24/2004	4.57	4.57	0.3915	1.95	9284	78.6913%	Fecal		CFU/100 mL	200	283.2	86400	-	9,557.7
5439000	2/18/2015	4.57	4.57	0.3915	1.95	9284	78.6913%	Fecal		CFU/100 mL	200	283.2	86400	-	9,557.7
5439000	10/14/2016	4.57	4.57	0.3915	1.95	9284	78.6913%	Fecal		CFU/100 mL	200	283.2	86400	-	9,557.7
5439000	8/24/2017	4.57	4.57	0.3915	1.95	9284	78.6913%	Fecal		CFU/100 mL	200	283.2	86400	-	9,557.7
5439000	8/31/2011	4.55	4.55	0.3915	1.95	9288	78.7252%	Fecal		CFU/100 mL	200	283.2	86400	-	9,519.4
5439000	12/17/2021	4.55	4.55	0.3915	1.95	9288	78.7252%	Fecal		CFU/100 mL	200	283.2	86400	-	9,519.4
5439000	8/18/2014	4.54	4.54	0.3915	1.94	9290	78.7422%	Fecal		CFU/100 mL	200	283.2	86400	-	9,500.2
5439000	8/19/2014	4.54	4.54	0.3915	1.94	9290	78.7422%	Fecal		CFU/100 mL	200	283.2	86400	-	9,500.2
5439000	10/11/2006	4.53	4.53	0.3915	1.94	9292	78.7591%	Fecal		CFU/100 mL	200	283.2	86400	-	9,481.1
5439000	8/30/2010	4.53	4.53	0.3915	1.94	9292	78.7591%	Fecal		CFU/100 mL	200	283.2	86400	-	9,481.1
5439000	1/5/2022	4.53	4.53	0.3915	1.94	9292	78.7591%	Fecal		CFU/100 mL	200	283.2	86400	-	9,481.1
5439000	8/27/2004	4.52	4.52	0.3915	1.93	9295	78.7845%	Fecal		CFU/100 mL	200	283.2	86400	-	9,461.9
5439000	6/20/2005	4.52	4.52	0.3915	1.93	9295	78.7845%	Fecal		CFU/100 mL	200	283.2	86400	-	9,461.9
5439000	1/12/2018	4.51	4.51	0.3915	1.93	9297	78.8015%	Fecal		CFU/100 mL	200	283.2	86400	-	9,442.8
5439000	7/21/1991	4.5	4.5	0.3915	1.93	9298	78.8100%	Fecal		CFU/100 mL	200	283.2	86400	-	9,423.6
5439000	7/29/1991	4.5	4.5	0.3915	1.93	9298	78.8100%	Fecal		CFU/100 mL	200	283.2	86400	-	9,423.6
5439000	8/2/1991	4.5	4.5	0.3915	1.93	9298	78.8100%	Fecal		CFU/100 mL	200	283.2	86400	-	9,423.6
5439000	9/17/1991	4.5	4.5	0.3915	1.93	9298	78.8100%	Fecal		CFU/100 mL	200	283.2	86400	-	9,423.6
5439000	2/6/1996	4.5	4.5	0.3915	1.93	9298	78.8100%	Fecal		CFU/100 mL	200	283.2	86400	-	9,423.6
5439000	11/18/1996	4.5	4.5	0.3915	1.93	9298	78.8100%	Fecal		CFU/100 mL	200	283.2	86400	-	9,423.6
5439000	11/4/1999	4.5	4.5	0.3915	1.93	9298	78.8100%	Fecal		CFU/100 mL	200	283.2	86400	-	9,423.6
5439000	8/25/2000	4.5	4.5	0.3915	1.93	9298	78.8100%	Fecal		CFU/100 mL	200	283.2	86400	-	9,423.6
5439000	12/22/2004	4.5	4.5	0.3915	1.93	9298	78.8100%	Fecal		CFU/100 mL	200	283.2	86400	-	9,423.6
5439000	10/28/2011	4.5	4.5	0.3915	1.93	9298	78.8100%	Fecal		CFU/100 mL	200	283.2	86400	-	9,423.6
5439000	10/3/2016	4.49	4.49	0.3915	1.92	9308	78.8947%	Fecal		CFU/100 mL	200	283.2	86400	-	9,404.4
5439000	11/3/2013	4.46	4.46	0.3915	1.91	9309	78.9032%	Fecal		CFU/100 mL	200	283.2	86400	-	9,347.0
5439000	11/14/2014	4.46	4.46	0.3915	1.91	9309	78.9032%	Fecal		CFU/100 mL	200	283.2	86400	-	9,347.0
5439000	10/25/2012	4.44	4.44	0.3915	1.90	9311	78.9202%	Fecal		CFU/100 mL	200	283.2	86400	-	9,308.7
5439000	2/27/2014	4.44	4.44	0.3915	1.90	9311	78.9202%	Fecal		CFU/100 mL	200	283.2	86400	-	9,308.7
5439000	8/17/2002	4.43	4.43	0.3915	1.90	9313	78.9371%	Fecal		CFU/100 mL	200	283.2	86400	-	9,289.5
5439000	11/25/2004	4.42	4.42	0.3915	1.89	9314	78.9456%	Fecal		CFU/100 mL	200	283.2	86400	-	9,270.3
5439000	10/21/2016	4.42	4.42	0.3915	1.89	9314	78.9456%	Fecal		CFU/100 mL	200	283.2	86400	-	9,270.3
5439000	11/20/2003	4.41	4.41	0.3915	1.89	9316	78.9625%	Fecal		CFU/100 mL	200	283.2	86400	-	9,251.2
5439000	10/15/2021	4.41	4.41	0.3915	1.89	9316	78.9625%	Fecal		CFU/100 mL	200	283.2	86400	-	9,251.2
5439000	7/16/1991	4.4	4.4	0.3915	1.89	9318	78.9795%	Fecal		CFU/100 mL	200	283.2	86400	-	9,232.0
5439000	8/3/1991	4.4	4.4	0.3915	1.89	9318	78.9795%	Fecal		CFU/100 mL	200	283.2	86400	-	9,232.0
5439000	10/26/1991	4.4	4.4	0.3915	1.89	9318	78.9795%	Fecal		CFU/100 mL	200	283.2	86400	-	9,232.0
5439000	8/11/1992	4.4	4.4	0.3915	1.89	9318	78.9795%	Fecal		CFU/100 mL	200	283.2	86400	-	9,232.0
5439000	9/8/1992	4.4	4.4	0.3915	1.89	9318	78.9795%	Fecal		CFU/100 mL	200	283.2	86400	-	9,232.0
5439000	10/2/1994	4.4	4.4	0.3915	1.89	9318	78.9795%	Fecal		CFU/100 mL	200	283.2	86400	-	9,232.0
5439000	10/3/1994	4.4	4.4	0.3915	1.89	9318	78.9795%	Fecal		CFU/100 mL	200	283.2	86400	-	9,232.0

Gage ID	Date	Discharge (CFS)	Gage Discharge (less Surrogate NPDES) (CFS)	Watershed Area Ratio	Calculated flow (CFS)	Rank	Flow Exceedance %	Parameter	Results	Units (mg or micro_gram	Limit/Standard	100mL/CF	sec/day	Actual Load (million colonies/day)	Allowable Load (million colonies/day)
5439000	8/1/1995	4.4	4.4	0.3915	1.89	9318	78.9795%	Fecal		CFU/100 mL	200	283.2	86400	-	9,232.0
5439000	10/5/1995	4.4	4.4	0.3915	1.89	9318	78.9795%	Fecal		CFU/100 mL	200	283.2	86400	-	9,232.0
5439000	11/10/1996	4.4	4.4	0.3915	1.89	9318	78.9795%	Fecal		CFU/100 mL	200	283.2	86400	-	9,232.0
5439000	11/22/1996	4.4	4.4	0.3915	1.89	9318	78.9795%	Fecal		CFU/100 mL	200	283.2	86400	-	9,232.0
5439000	1/13/2000	4.4	4.4	0.3915	1.89	9318	78.9795%	Fecal		CFU/100 mL	200	283.2	86400	-	9,232.0
5439000	10/28/2010	4.4	4.4	0.3915	1.89	9318	78.9795%	Fecal		CFU/100 mL	200	283.2	86400	-	9,232.0
5439000	8/15/2021	4.4	4.4	0.3915	1.89	9318	78.9795%	Fecal		CFU/100 mL	200	283.2	86400	-	9,232.0
5439000	7/22/2006	4.39	4.39	0.3915	1.88	9332	79.0982%	Fecal		CFU/100 mL	200	283.2	86400	-	9,212.9
5439000	12/25/2017	4.39	4.39	0.3915	1.88	9332	79.0982%	Fecal		CFU/100 mL	200	283.2	86400	-	9,212.9
5439000	2/19/2015	4.37	4.37	0.3915	1.87	9334	79.1151%	Fecal		CFU/100 mL	200	283.2	86400	-	9,174.6
5439000	8/7/2021	4.37	4.37	0.3915	1.87	9334	79.1151%	Fecal		CFU/100 mL	200	283.2	86400	-	9,174.6
5439000	2/2/2006	4.36	4.36	0.3915	1.87	9336	79.1321%	Fecal		CFU/100 mL	200	283.2	86400	-	9,155.4
5439000	12/19/2021	4.36	4.36	0.3915	1.87	9336	79.1321%	Fecal		CFU/100 mL	200	283.2	86400	-	9,155.4
5439000	7/25/2012	4.35	4.35	0.3915	1.87	9338	79.1490%	Fecal		CFU/100 mL	200	283.2	86400	-	9,136.2
5439000	1/15/2004	4.34	4.34	0.3915	1.86	9339	79.1575%	Fecal		CFU/100 mL	200	283.2	86400	-	9,117.1
5439000	10/23/2016	4.34	4.34	0.3915	1.86	9339	79.1575%	Fecal		CFU/100 mL	200	283.2	86400	-	9,117.1
5439000	6/21/2005	4.33	4.33	0.3915	1.86	9341	79.1744%	Fecal		CFU/100 mL	200	283.2	86400	-	9,097.9
5439000	10/26/2012	4.33	4.33	0.3915	1.86	9341	79.1744%	Fecal		CFU/100 mL	200	283.2	86400	-	9,097.9
5439000	10/15/2016	4.33	4.33	0.3915	1.86	9341	79.1744%	Fecal		CFU/100 mL	200	283.2	86400	-	9,097.9
5439000	1/2/2022	4.33	4.33	0.3915	1.86	9341	79.1744%	Fecal		CFU/100 mL	200	283.2	86400	-	9,097.9
5439000	11/11/2013	4.32	4.32	0.3915	1.86	9345	79.2083%	Fecal		CFU/100 mL	200	283.2	86400	-	9,078.8
5439000	11/22/2013	4.32	4.32	0.3915	1.86	9345	79.2083%	Fecal		CFU/100 mL	200	283.2	86400	-	9,078.8
5439000	8/7/2019	4.32	4.32	0.3915	1.86	9345	79.2083%	Fecal		CFU/100 mL	200	283.2	86400	-	9,078.8
5439000	9/20/2002	4.31	4.31	0.3915	1.85	9348	79.2338%	Fecal		CFU/100 mL	200	283.2	86400	-	9,059.6
5439000	11/15/2021	4.31	4.31	0.3915	1.85	9348	79.2338%	Fecal		CFU/100 mL	200	283.2	86400	-	9,059.6
5439000	8/28/1991	4.3	4.3	0.3915	1.85	9350	79.2507%	Fecal		CFU/100 mL	200	283.2	86400	-	9,040.5
5439000	8/12/1992	4.3	4.3	0.3915	1.85	9350	79.2507%	Fecal		CFU/100 mL	200	283.2	86400	-	9,040.5
5439000	8/5/1994	4.3	4.3	0.3915	1.85	9350	79.2507%	Fecal		CFU/100 mL	200	283.2	86400	-	9,040.5
5439000	10/4/1998	4.3	4.3	0.3915	1.85	9350	79.2507%	Fecal		CFU/100 mL	200	283.2	86400	-	9,040.5
5439000	10/25/1999	4.3	4.3	0.3915	1.85	9350	79.2507%	Fecal		CFU/100 mL	200	283.2	86400	-	9,040.5
5439000	1/9/2000	4.3	4.3	0.3915	1.85	9350	79.2507%	Fecal		CFU/100 mL	200	283.2	86400	-	9,040.5
5439000	1/14/2000	4.3	4.3	0.3915	1.85	9350	79.2507%	Fecal		CFU/100 mL	200	283.2	86400	-	9,040.5
5439000	1/15/2000	4.3	4.3	0.3915	1.85	9350	79.2507%	Fecal		CFU/100 mL	200	283.2	86400	-	9,040.5
5439000	1/16/2000	4.3	4.3	0.3915	1.85	9350	79.2507%	Fecal		CFU/100 mL	200	283.2	86400	-	9,040.5
5439000	1/17/2000	4.3	4.3	0.3915	1.85	9350	79.2507%	Fecal		CFU/100 mL	200	283.2	86400	-	9,040.5
5439000	1/23/2000	4.3	4.3	0.3915	1.85	9350	79.2507%	Fecal		CFU/100 mL	200	283.2	86400	-	9,040.5
5439000	12/28/2004	4.3	4.3	0.3915	1.85	9350	79.2507%	Fecal		CFU/100 mL	200	283.2	86400	-	9,040.5
5439000	10/11/2001	4.29	4.29	0.3915	1.84	9362	79.3524%	Fecal		CFU/100 mL	200	283.2	86400	-	9,021.3
5439000	11/3/2006	4.29	4.29	0.3915	1.84	9362	79.3524%	Fecal		CFU/100 mL	200	283.2	86400	-	9,021.3
5439000	2/20/2015	4.29	4.29	0.3915	1.84	9362	79.3524%	Fecal		CFU/100 mL	200	283.2	86400	-	9,021.3
5439000	2/21/2015	4.29	4.29	0.3915	1.84	9362	79.3524%	Fecal		CFU/100 mL	200	283.2	86400	-	9,021.3
5439000	2/22/2015	4.29	4.29	0.3915	1.84	9362	79.3524%	Fecal		CFU/100 mL	200	283.2	86400	-	9,021.3
5439000	8/27/2017	4.28	4.28	0.3915	1.84	9367	79.3948%	Fecal		CFU/100 mL	200	283.2	86400	-	9,002.1
5439000	10/24/2016	4.27	4.27	0.3915	1.84	9368	79.4033%	Fecal		CFU/100 mL	200	283.2	86400	-	8,983.0
5439000	8/9/2018	4.27	4.27	0.3915	1.84	9368	79.4033%	Fecal		CFU/100 mL	200	283.2	86400	-	8,983.0
5439000	9/10/2018	4.27	4.27	0.3915	1.84	9368	79.4033%	Fecal		CFU/100 mL	200	283.2	86400	-	8,983.0
5439000	8/29/2019	4.27	4.27	0.3915	1.84	9368	79.4033%	Fecal		CFU/100 mL	200	283.2	86400	-	8,983.0
5439000	9/17/2020	4.27	4.27	0.3915	1.84	9368	79.4033%	Fecal		CFU/100 mL	200	283.2	86400	-	8,983.0
5439000	1/4/2022	4.27	4.27	0.3915	1.84	9368	79.4033%	Fecal		CFU/100 mL	200	283.2	86400	-	8,983.0
5439000	6/22/2005	4.26	4.26	0.3915	1.83	9374	79.4541%	Fecal		CFU/100 mL	200	283.2	86400	-	8,963.8
5439000	8/8/2016	4.26	4.26	0.3915	1.83	9374	79.4541%	Fecal		CFU/100 mL	200	283.2	86400	-	8,963.8
5439000	8/5/2019	4.26	4.26	0.3915	1.83	9374	79.4541%	Fecal		CFU/100 mL	200	283.2	86400	-	8,963.8
5439000	8/16/2009	4.25	4.25	0.3915	1.83	9377	79.4796%	Fecal		CFU/100 mL	200	283.2	86400	-	8,944.7
5439000	8/28/2010	4.25	4.25	0.3915	1.83	9377	79.4796%	Fecal		CFU/100 mL	200	283.2	86400	-	8,944.7
5439000	9/17/2014	4.25	4.25	0.3915	1.83	9377	79.4796%	Fecal		CFU/100 mL	200	283.2	86400	-	8,944.7
5439000	7/31/2003	4.24	4.24	0.3915	1.82	9380	79.5050%	Fecal		CFU/100 mL	200	283.2	86400	-	8,925.5
5439000	8/29/2010	4.24	4.24	0.3915	1.82	9380	79.5050%	Fecal		CFU/100 mL	200	283.2	86400	-	8,925.5
5439000	1/3/2022	4.24	4.24	0.3915	1.82	9380	79.5050%	Fecal		CFU/100 mL	200	283.2	86400	-	8,925.5
5439000	9/3/2014	4.23	4.23	0.3915	1.82	9383	79.5304%	Fecal		CFU/100 mL	200	283.2	86400	-	8,906.4
5439000	3/8/2015	4.23	4.23	0.3915	1.82	9383	79.5304%	Fecal		CFU/100 mL	200	283.2	86400	-	8,906.4
5439000	11/6/2021	4.23	4.23	0.3915	1.82	9383	79.5304%	Fecal		CFU/100 mL	200	283.2	86400	-	8,906.4
5439000	7/30/1994	4.22	4.22	0.3915	1.82	9386	79.5559%	Fecal		CFU/100 mL	200	283.2	86400	-	8,887.2
5439000	1/1/2004	4.22	4.22	0.3915	1.82	9386	79.5559%	Fecal		CFU/100 mL	200	283.2	86400	-	8,887.2
5439000	11/20/2014	4.22	4.22	0.3915	1.82	9386	79.5559%	Fecal		CFU/100 mL	200	283.2	86400	-	8,887.2
5439000	11/28/2021	4.22	4.22	0.3915	1.82	9386	79.5559%	Fecal		CFU/100 mL	200	283.2	86400	-	8,887.2
5439000	7/16/2006	4.21	4.21	0.3915	1.81	9390	79.5898%	Fecal		CFU/100 mL	200	283.2	86400	-	8,868.0
5439000	11/19/2006	4.21	4.21	0.3915	1.81	9390	79.5898%	Fecal		CFU/100 mL	200	283.2	86400	-	8,868.0
5439000	8/16/2019	4.21	4.21	0.3915	1.81	9390	79.5898%	Fecal		CFU/100 mL	200	283.2	86400	-	8,868.0
5439000	12/25/2021	4.21	4.21	0.3915	1.81	9390	79.5898%	Fecal		CFU/100 mL	200	283.2	86400	-	8,868.0
5439000	10/1/1994	4.2	4.2	0.3915	1.81	9394	79.6237%	Fecal		CFU/100 mL	200	283.2	86400	-	8,848.9
5439000	7/31/1998	4.2	4.2	0.3915	1.81	9394	79.6237%	Fecal		CFU/100 mL	200	283.2	86400	-	8,848.9
5439000	11/1/1999	4.2	4.2	0.3915	1.81	9394	79.6237%	Fecal		CFU/100 mL	200	283.2	86400	-	8,848.9
5439000	11/24/1999	4.2	4.2	0.3915	1.81	9394	79.6237%	Fecal		CFU/100 mL	200	283.2	86400	-	8,848.9
5439000	1/5/2000	4.2	4.2	0.3915	1.81	9394	79.6237%	Fecal		CFU/100 mL	200	283.2	86400	-	8,848.9
5439000	1/18/2000	4.2	4.2	0.3915	1.81	9394	79.6237%	Fecal		CFU/100 mL	200	283.2	86400	-	8,848.9
5439000	1/22/2000	4.2	4.2	0.3915	1.81	9394	79.6237%	Fecal		CFU/100 mL	200	283.2	86400	-	8,848.9
5439000	1/24/2000	4.2	4.2	0.3915	1.81	9394	79.6237%	Fecal		CFU/100 mL	200	283.2	86400	-	8,848.9
5439000	8/22/2000	4.2	4.2	0.3915	1.81	9394	79.6237%	Fecal		CFU/100 mL	200	283.2	86400	-	8,848.9
5439000	8/26/2000	4.2	4.2	0.3915	1.81	9394	79.6237%	Fecal		CFU/100 mL	200	283.2	86400	-	8,848.9
5439000	12/23/2004	4.2	4.2	0.3915	1.81	9394	79.6237%	Fecal		CFU/100 mL	200	283.2	86400	-	8,848.9
5439000	4/18/2003	4.19	4.19	0.3915	1.80	9405	79.7169%	Fecal		CFU/100 mL	200	283.2	86400	-	8,829.7
5439000	10/4/2006	4.19	4.19	0.3915	1.80	9405	79.7169%	Fecal		CFU/100 mL	200	283.2	86400	-	8,829.7
5439000	9/13/2015	4.19	4.19	0.3915	1.80	9405	79.7169%	Fecal		CFU/100 mL	200	283.2	86400	-	8,829.7
5439000	8/5/2020	4.19	4.19	0.3915	1.80	9405	79.7169%	Fecal		CFU/100 mL	200	283.2	86400	-	8,829.7
5439000	10/21/2006	4.18	4.18	0.3915	1.80	9409	79.7508%	Fecal		CFU/100 mL	200	283.2	86400	-	8,810.6
5439000	8/3/2013	4.18	4.18	0.3915	1.80	9409	79.7508%	Fecal		CFU/100 mL	200	283.2	86400	-	8,810.6
5439000	8/27/2010	4.16	4.16	0.3915	1.79	9411	79.7678%	Fecal		CFU/100 mL	200	283.2	86400	-	8,772.3
5439000	8/3/1994	4.15	4.15	0.3915	1.79	9412	79.7762%	Fecal		CFU/100 mL	200	283.2	86400	-	8,753.1
5439000	8/17/2012	4.15	4.15	0.3915	1.79	9412	79.7762%	Fecal		CFU/100 mL	200	283.2	86400	-	8,753.1
5439000	2/23/2015	4.15	4.15	0.3915	1.79	9412	79.7762%	Fecal		CFU/100 mL	200	283.2	86400	-	8,753.1
5439000	7/16/2002	4.14	4.14	0.3915	1.78	9415	79.8017%	Fecal		CFU/100 mL	200	283.2	86400	-	8,733.9
5439000	11/15/2014	4.14	4.14	0.3915	1.78	9415	79.8017%	Fecal		CFU/100 mL	200	283.2	86400	-	8,733.9
5439000	8/28/1994	4.13	4.13	0.3915	1.78	9417	79.8186%	Fecal		CFU/100 mL	200	283.2	86400	-	8,714.8
5439000	10/4/2016	4.13	4.13	0.3915	1.78	9417	79.8186%	Fecal		CFU/100 mL	200	283.2	86400	-	8,714.8
5439000	2/28/2014	4.12	4.12	0.3915	1.78	9419	79.8356%	Fecal		CFU/100 mL	200	283.2	86400	-	8,695.6
5439000	3/7/2015	4.12	4.12	0.3915	1.78	9419	79.8356%	Fecal		CFU/100 mL	200	283.2	86400	-	8,695.6
5439000	1/10/2018	4.12	4.12	0.3915	1.78	9419	79.8356%	Fecal		CFU/100 mL	200	283.2	86400	-	8,695.6
5439000	8/21/2005	4.11	4.11	0.3915	1.77	9422	79.8610%	Fecal		CFU/100 mL	200	283.2	86400	-	8,676.5
5439000	1/11/2018	4.11	4.11	0.3915	1.77	9422	79.8610%	Fecal		CFU/100 mL	200	283.2	86400	-	8,676.5
5439000	8/8/2021	4.11	4.11	0.3915	1.77	9422	79.8610%	Fecal		CFU/100 mL	200	283.2	86400	-	8,676.5
5439000	9/26/1990	4.1	4.1	0.3915	1.77	9425	79.8864%	Fecal		CFU/100 mL	200	283.2	86400	-	8,657.3
5439000	8/14/1991	4.1	4.1	0.3915	1.77	9425	79.8864%	Fecal		CFU/100 mL	200	283.2	86400	-	8,657.3
5439000	8/31/1994	4.1	4.1	0.3915	1.77	9425	79.8864%	Fecal		CFU/100 mL	200	283.2	86400	-	8,657.3
5439000	10/30/1995	4.1	4.1	0.3915	1.77	9425	79.8864%	Fecal		CFU/100 mL	200	283.2	86400	-	8,657.3
5439000	11/23/1996	4.1	4.1	0.3915	1.77	9425	79.8864%	Fecal		CFU/100 mL	200	283.2	86400	-	8,657.3
5439000	8/11/1998	4.1	4.1	0.3915	1.77	9425	79.8864%	Fecal		CFU/100 mL	200	283.2	86400	-	8,657.3
5439000	7/31/1999	4.1	4.1	0.3915	1.77	9425	79.8864%	Fecal		CFU/100 mL	200	283.2	86400	-	8,657.3
5439000	11/5/1999	4.1	4.1	0.3915	1.77	9425	79.8864%	Fecal		CFU/100 mL	200	283.2	86400	-	8,657.3
5439000	11/6/1999	4.1	4.1	0.3915	1.77	9425	79.8864%	Fecal		CFU/100 mL	200	283.2	86400	-	8,657.3
5439000	11/23/1999	4.1	4.1	0.3915	1.77	9425	79.8864%	Fecal		CFU/100 mL	200	283.2	86400	-	8,657.3
5439000	1/19/2000	4.1	4.1	0.3915	1.77	9425	79.8864%	Fecal		CFU/100 mL	200	283.2	86400	-	8,657.3
5439000	9/25/2009	4.1	4.1	0.3915	1.77	9425	79.8864%	Fecal		CFU/100 mL	200	283.2	86400	-	8,657.3
5439000	8/10/2018	4.1	4.1	0.3915	1.77	9425	79.8864%	Fecal		CFU/100 mL	200	283.2	86400	-	8,657.3
5439000	12/20/2021	4.09	4.09	0.3915	1.77	9438	79.9966%	Fecal		CFU/100 mL	200	283.2	86400	-	8,638.2
5439000	10/25/2002	4.07	4.07	0.3915	1.76	9439	80.0051%	Fecal		CFU/100 mL	200	283.2	86400	-	8,599.8
5439000	1/11/2004	4.07	4.07	0.3915	1.76	9439	80.0051%	Fecal		CFU/100 mL	200	283.2	86400	-	8,599.8
5439000	11/24/2010	4.07	4.07	0.3915	1.76	9439	80.0051%	Fecal		CFU/100 mL	200	283.2	86400	-	8,599.8
5439000	2/24/2015	4.07	4.07	0.3915	1.76	9439	80.0051%	Fecal		CFU/100 mL	200	283.2	86400	-	8,599.8
5439000	12/24/2021	4.07	4.07	0.3915	1.76	9439	80.0051%	Fecal		CFU/100 mL	200	283.2	86400	-	8,599.8
5439000	2/3/2006	4.06	4.06	0.3915	1.75	9444	80.0475%	Fecal		CFU/100 mL	200	283.2	86400	-	8,580.7
5439000	10/29/2011	4.06	4.06	0.3915	1.75	9444	80.0475%	Fecal		CFU/100 mL	200	283.2	86400	-	8,580.7
5439000	7/9/2012	4.05	4.05	0.3915	1.75	9446	80.0644%	Fecal		CFU/100 mL	200	283.2	86400	-	8,561.5
5439000	10/25/2016	4.05	4.05	0.3915	1.75	9446	80.0644%	Fecal		CFU/100 mL	200	283.2	86400	-	8,561.5
5439000	8/25/2017	4.05	4.05	0.3915	1.75	9446	80.0644%	Fecal		CFU/100 mL	200	283.2	86400	-	8,561.5
5439000	8/2/2018	4.03	4.03	0.3915	1.74	9449	80.0898%	Fecal		CFU/100 mL	200	283.2	86400	-	8,523.2
5439000	7/5/2005	4.01	4.01	0.3915	1.73	9450	80.0983%	Fecal		CFU/100 mL	200	283.2	86400	-	8,484.9

Gage ID	Date	Discharge (CFS)	Gage Discharge (less Surrogate NPDES) (CFS)	Watershed Area Ratio	Calculated flow (CFS)	Rank	Flow Exceedance %	Parameter	Results	Units (mg or micro_gram	Limit/Standard	100mL/CF	sec/day	Actual Load (million colonies/day)	Allowable Load (million colonies/day)
5439000	12/21/2021	4.01	4.01	0.3915	1.73	9450	80.0983%	Fecal		CFU/100 mL	200	283.2	86400	-	8,484.9
5439000	7/13/1991	4	4	0.3915	1.73	9452	80.1153%	Fecal		CFU/100 mL	200	283.2	86400	-	8,465.7
5439000	7/19/1991	4	4	0.3915	1.73	9452	80.1153%	Fecal		CFU/100 mL	200	283.2	86400	-	8,465.7
5439000	7/26/1991	4	4	0.3915	1.73	9452	80.1153%	Fecal		CFU/100 mL	200	283.2	86400	-	8,465.7
5439000	9/1/1991	4	4	0.3915	1.73	9452	80.1153%	Fecal		CFU/100 mL	200	283.2	86400	-	8,465.7
5439000	11/21/1996	4	4	0.3915	1.73	9452	80.1153%	Fecal		CFU/100 mL	200	283.2	86400	-	8,465.7
5439000	10/26/1999	4	4	0.3915	1.73	9452	80.1153%	Fecal		CFU/100 mL	200	283.2	86400	-	8,465.7
5439000	11/19/1999	4	4	0.3915	1.73	9452	80.1153%	Fecal		CFU/100 mL	200	283.2	86400	-	8,465.7
5439000	12/22/1999	4	4	0.3915	1.73	9452	80.1153%	Fecal		CFU/100 mL	200	283.2	86400	-	8,465.7
5439000	1/21/2000	4	4	0.3915	1.73	9452	80.1153%	Fecal		CFU/100 mL	200	283.2	86400	-	8,465.7
5439000	1/25/2000	4	4	0.3915	1.73	9452	80.1153%	Fecal		CFU/100 mL	200	283.2	86400	-	8,465.7
5439000	2/1/2000	4	4	0.3915	1.73	9452	80.1153%	Fecal		CFU/100 mL	200	283.2	86400	-	8,465.7
5439000	2/20/2000	4	4	0.3915	1.73	9452	80.1153%	Fecal		CFU/100 mL	200	283.2	86400	-	8,465.7
5439000	9/10/2001	4	4	0.3915	1.73	9452	80.1153%	Fecal		CFU/100 mL	200	283.2	86400	-	8,465.7
5439000	12/27/2004	4	4	0.3915	1.73	9452	80.1153%	Fecal		CFU/100 mL	200	283.2	86400	-	8,465.7
5439000	8/14/2009	4	4	0.3915	1.73	9452	80.1153%	Fecal		CFU/100 mL	200	283.2	86400	-	8,465.7
5439000	1/14/2013	4	4	0.3915	1.73	9452	80.1153%	Fecal		CFU/100 mL	200	283.2	86400	-	8,465.7
5439000	2/25/2015	4	4	0.3915	1.73	9452	80.1153%	Fecal		CFU/100 mL	200	283.2	86400	-	8,465.7
5439000	6/23/2005	3.99	3.99	0.3915	1.73	9469	80.2594%	Fecal		CFU/100 mL	200	283.2	86400	-	8,446.6
5439000	12/26/2021	3.99	3.99	0.3915	1.73	9469	80.2594%	Fecal		CFU/100 mL	200	283.2	86400	-	8,446.6
5439000	8/30/2011	3.98	3.98	0.3915	1.72	9471	80.2763%	Fecal		CFU/100 mL	200	283.2	86400	-	8,427.4
5439000	8/16/2011	3.95	3.95	0.3915	1.71	9472	80.2848%	Fecal		CFU/100 mL	200	283.2	86400	-	8,369.9
5439000	3/1/2014	3.95	3.95	0.3915	1.71	9472	80.2848%	Fecal		CFU/100 mL	200	283.2	86400	-	8,369.9
5439000	9/13/2016	3.95	3.95	0.3915	1.71	9472	80.2848%	Fecal		CFU/100 mL	200	283.2	86400	-	8,369.9
5439000	11/16/2021	3.95	3.95	0.3915	1.71	9472	80.2848%	Fecal		CFU/100 mL	200	283.2	86400	-	8,369.9
5439000	3/2/2014	3.94	3.94	0.3915	1.71	9476	80.3187%	Fecal		CFU/100 mL	200	283.2	86400	-	8,350.8
5439000	2/26/2015	3.93	3.93	0.3915	1.70	9477	80.3272%	Fecal		CFU/100 mL	200	283.2	86400	-	8,331.6
5439000	2/27/2015	3.93	3.93	0.3915	1.70	9477	80.3272%	Fecal		CFU/100 mL	200	283.2	86400	-	8,331.6
5439000	2/28/2015	3.93	3.93	0.3915	1.70	9477	80.3272%	Fecal		CFU/100 mL	200	283.2	86400	-	8,331.6
5439000	3/6/2015	3.93	3.93	0.3915	1.70	9477	80.3272%	Fecal		CFU/100 mL	200	283.2	86400	-	8,331.6
5439000	10/5/2016	3.93	3.93	0.3915	1.70	9477	80.3272%	Fecal		CFU/100 mL	200	283.2	86400	-	8,331.6
5439000	8/6/2020	3.93	3.93	0.3915	1.70	9477	80.3272%	Fecal		CFU/100 mL	200	283.2	86400	-	8,331.6
5439000	9/18/2020	3.93	3.93	0.3915	1.70	9477	80.3272%	Fecal		CFU/100 mL	200	283.2	86400	-	8,331.6
5439000	11/21/2014	3.92	3.92	0.3915	1.70	9484	80.3865%	Fecal		CFU/100 mL	200	283.2	86400	-	8,312.5
5439000	8/17/2019	3.91	3.91	0.3915	1.69	9485	80.3950%	Fecal		CFU/100 mL	200	283.2	86400	-	8,293.3
5439000	8/22/2019	3.91	3.91	0.3915	1.69	9485	80.3950%	Fecal		CFU/100 mL	200	283.2	86400	-	8,293.3
5439000	7/20/1991	3.9	3.9	0.3915	1.69	9487	80.4119%	Fecal		CFU/100 mL	200	283.2	86400	-	8,274.2
5439000	7/25/1991	3.9	3.9	0.3915	1.69	9487	80.4119%	Fecal		CFU/100 mL	200	283.2	86400	-	8,274.2
5439000	8/31/1992	3.9	3.9	0.3915	1.69	9487	80.4119%	Fecal		CFU/100 mL	200	283.2	86400	-	8,274.2
5439000	9/30/1994	3.9	3.9	0.3915	1.69	9487	80.4119%	Fecal		CFU/100 mL	200	283.2	86400	-	8,274.2
5439000	10/6/1994	3.9	3.9	0.3915	1.69	9487	80.4119%	Fecal		CFU/100 mL	200	283.2	86400	-	8,274.2
5439000	11/11/1996	3.9	3.9	0.3915	1.69	9487	80.4119%	Fecal		CFU/100 mL	200	283.2	86400	-	8,274.2
5439000	7/17/1997	3.9	3.9	0.3915	1.69	9487	80.4119%	Fecal		CFU/100 mL	200	283.2	86400	-	8,274.2
5439000	11/9/1999	3.9	3.9	0.3915	1.69	9487	80.4119%	Fecal		CFU/100 mL	200	283.2	86400	-	8,274.2
5439000	12/3/1999	3.9	3.9	0.3915	1.69	9487	80.4119%	Fecal		CFU/100 mL	200	283.2	86400	-	8,274.2
5439000	1/26/2000	3.9	3.9	0.3915	1.69	9487	80.4119%	Fecal		CFU/100 mL	200	283.2	86400	-	8,274.2
5439000	1/31/2000	3.9	3.9	0.3915	1.69	9487	80.4119%	Fecal		CFU/100 mL	200	283.2	86400	-	8,274.2
5439000	8/23/2000	3.9	3.9	0.3915	1.69	9487	80.4119%	Fecal		CFU/100 mL	200	283.2	86400	-	8,274.2
5439000	8/29/2000	3.9	3.9	0.3915	1.69	9487	80.4119%	Fecal		CFU/100 mL	200	283.2	86400	-	8,274.2
5439000	1/2/2004	3.9	3.9	0.3915	1.69	9487	80.4119%	Fecal		CFU/100 mL	200	283.2	86400	-	8,274.2
5439000	12/24/2004	3.9	3.9	0.3915	1.69	9487	80.4119%	Fecal		CFU/100 mL	200	283.2	86400	-	8,274.2
5439000	7/1/2005	3.9	3.9	0.3915	1.69	9487	80.4119%	Fecal		CFU/100 mL	200	283.2	86400	-	8,274.2
5439000	8/16/2021	3.9	3.9	0.3915	1.69	9487	80.4119%	Fecal		CFU/100 mL	200	283.2	86400	-	8,274.2
5439000	10/6/2001	3.88	3.88	0.3915	1.68	9504	80.5560%	Fecal		CFU/100 mL	200	283.2	86400	-	8,235.8
5439000	10/13/2012	3.88	3.88	0.3915	1.68	9504	80.5560%	Fecal		CFU/100 mL	200	283.2	86400	-	8,235.8
5439000	12/26/2017	3.88	3.88	0.3915	1.68	9504	80.5560%	Fecal		CFU/100 mL	200	283.2	86400	-	8,235.8
5439000	3/3/2014	3.87	3.87	0.3915	1.68	9507	80.5815%	Fecal		CFU/100 mL	200	283.2	86400	-	8,216.7
5439000	3/1/2015	3.87	3.87	0.3915	1.68	9507	80.5815%	Fecal		CFU/100 mL	200	283.2	86400	-	8,216.7
5439000	3/2/2015	3.87	3.87	0.3915	1.68	9507	80.5815%	Fecal		CFU/100 mL	200	283.2	86400	-	8,216.7
5439000	3/3/2015	3.87	3.87	0.3915	1.68	9507	80.5815%	Fecal		CFU/100 mL	200	283.2	86400	-	8,216.7
5439000	3/4/2015	3.87	3.87	0.3915	1.68	9507	80.5815%	Fecal		CFU/100 mL	200	283.2	86400	-	8,216.7
5439000	3/5/2015	3.87	3.87	0.3915	1.68	9507	80.5815%	Fecal		CFU/100 mL	200	283.2	86400	-	8,216.7
5439000	8/13/2016	3.87	3.87	0.3915	1.68	9507	80.5815%	Fecal		CFU/100 mL	200	283.2	86400	-	8,216.7
5439000	11/6/2003	3.86	3.86	0.3915	1.68	9514	80.6408%	Fecal		CFU/100 mL	200	283.2	86400	-	8,197.5
5439000	7/23/2006	3.84	3.84	0.3915	1.67	9515	80.6493%	Fecal		CFU/100 mL	200	283.2	86400	-	8,159.2
5439000	9/15/2009	3.82	3.82	0.3915	1.66	9516	80.6577%	Fecal		CFU/100 mL	200	283.2	86400	-	8,120.9
5439000	9/6/2012	3.82	3.82	0.3915	1.66	9516	80.6577%	Fecal		CFU/100 mL	200	283.2	86400	-	8,120.9
5439000	8/3/2018	3.82	3.82	0.3915	1.66	9516	80.6577%	Fecal		CFU/100 mL	200	283.2	86400	-	8,120.9
5439000	9/21/2021	3.81	3.81	0.3915	1.66	9519	80.6832%	Fecal		CFU/100 mL	200	283.2	86400	-	8,101.7
5439000	8/17/1991	3.8	3.8	0.3915	1.65	9520	80.6916%	Fecal		CFU/100 mL	200	283.2	86400	-	8,082.6
5439000	8/26/1991	3.8	3.8	0.3915	1.65	9520	80.6916%	Fecal		CFU/100 mL	200	283.2	86400	-	8,082.6
5439000	10/28/1991	3.8	3.8	0.3915	1.65	9520	80.6916%	Fecal		CFU/100 mL	200	283.2	86400	-	8,082.6
5439000	9/24/1996	3.8	3.8	0.3915	1.65	9520	80.6916%	Fecal		CFU/100 mL	200	283.2	86400	-	8,082.6
5439000	8/30/1998	3.8	3.8	0.3915	1.65	9520	80.6916%	Fecal		CFU/100 mL	200	283.2	86400	-	8,082.6
5439000	10/28/1999	3.8	3.8	0.3915	1.65	9520	80.6916%	Fecal		CFU/100 mL	200	283.2	86400	-	8,082.6
5439000	11/8/1999	3.8	3.8	0.3915	1.65	9520	80.6916%	Fecal		CFU/100 mL	200	283.2	86400	-	8,082.6
5439000	11/13/1999	3.8	3.8	0.3915	1.65	9520	80.6916%	Fecal		CFU/100 mL	200	283.2	86400	-	8,082.6
5439000	1/20/2000	3.8	3.8	0.3915	1.65	9520	80.6916%	Fecal		CFU/100 mL	200	283.2	86400	-	8,082.6
5439000	1/30/2000	3.8	3.8	0.3915	1.65	9520	80.6916%	Fecal		CFU/100 mL	200	283.2	86400	-	8,082.6
5439000	2/2/2000	3.8	3.8	0.3915	1.65	9520	80.6916%	Fecal		CFU/100 mL	200	283.2	86400	-	8,082.6
5439000	8/24/2000	3.8	3.8	0.3915	1.65	9520	80.6916%	Fecal		CFU/100 mL	200	283.2	86400	-	8,082.6
5439000	9/21/2000	3.8	3.8	0.3915	1.65	9520	80.6916%	Fecal		CFU/100 mL	200	283.2	86400	-	8,082.6
5439000	9/28/2001	3.8	3.8	0.3915	1.65	9520	80.6916%	Fecal		CFU/100 mL	200	283.2	86400	-	8,082.6
5439000	12/25/2004	3.8	3.8	0.3915	1.65	9520	80.6916%	Fecal		CFU/100 mL	200	283.2	86400	-	8,082.6
5439000	12/26/2004	3.8	3.8	0.3915	1.65	9520	80.6916%	Fecal		CFU/100 mL	200	283.2	86400	-	8,082.6
5439000	10/25/2006	3.8	3.8	0.3915	1.65	9520	80.6916%	Fecal		CFU/100 mL	200	283.2	86400	-	8,082.6
5439000	9/11/2018	3.79	3.79	0.3915	1.65	9537	80.8357%	Fecal		CFU/100 mL	200	283.2	86400	-	8,063.4
5439000	6/24/2005	3.78	3.78	0.3915	1.64	9538	80.8442%	Fecal		CFU/100 mL	200	283.2	86400	-	8,044.3
5439000	9/26/2009	3.78	3.78	0.3915	1.64	9538	80.8442%	Fecal		CFU/100 mL	200	283.2	86400	-	8,044.3
5439000	9/19/2014	3.78	3.78	0.3915	1.64	9538	80.8442%	Fecal		CFU/100 mL	200	283.2	86400	-	8,044.3
5439000	11/19/2014	3.78	3.78	0.3915	1.64	9538	80.8442%	Fecal		CFU/100 mL	200	283.2	86400	-	8,044.3
5439000	10/24/2006	3.77	3.77	0.3915	1.64	9542	80.8781%	Fecal		CFU/100 mL	200	283.2	86400	-	8,025.1
5439000	10/8/2014	3.77	3.77	0.3915	1.64	9542	80.8781%	Fecal		CFU/100 mL	200	283.2	86400	-	8,025.1
5439000	10/8/2021	3.77	3.77	0.3915	1.64	9542	80.8781%	Fecal		CFU/100 mL	200	283.2	86400	-	8,025.1
5439000	3/4/2014	3.76	3.76	0.3915	1.64	9545	80.9035%	Fecal		CFU/100 mL	200	283.2	86400	-	8,006.0
5439000	3/5/2014	3.76	3.76	0.3915	1.64	9545	80.9035%	Fecal		CFU/100 mL	200	283.2	86400	-	8,006.0
5439000	3/6/2014	3.76	3.76	0.3915	1.64	9545	80.9035%	Fecal		CFU/100 mL	200	283.2	86400	-	8,006.0
5439000	3/7/2014	3.76	3.76	0.3915	1.64	9545	80.9035%	Fecal		CFU/100 mL	200	283.2	86400	-	8,006.0
5439000	3/8/2014	3.76	3.76	0.3915	1.64	9545	80.9035%	Fecal		CFU/100 mL	200	283.2	86400	-	8,006.0
5439000	8/28/2017	3.76	3.76	0.3915	1.64	9545	80.9035%	Fecal		CFU/100 mL	200	283.2	86400	-	8,006.0
5439000	12/9/2021	3.76	3.76	0.3915	1.64	9545	80.9035%	Fecal		CFU/100 mL	200	283.2	86400	-	8,006.0
5439000	7/26/2004	3.75	3.75	0.3915	1.63	9552	80.9629%	Fecal		CFU/100 mL	200	283.2	86400	-	7,986.8
5439000	1/11/2021	3.75	3.75	0.3915	1.63	9552	80.9629%	Fecal		CFU/100 mL	200	283.2	86400	-	7,986.8
5439000	9/8/2010	3.74	3.74	0.3915	1.63	9554	80.9798%	Fecal		CFU/100 mL	200	283.2	86400	-	7,967.6
5439000	11/4/2013	3.74	3.74	0.3915	1.63	9554	80.9798%	Fecal		CFU/100 mL	200	283.2	86400	-	7,967.6
5439000	12/6/2021	3.74	3.74	0.3915	1.63	9554	80.9798%	Fecal		CFU/100 mL	200	283.2	86400	-	7,967.6
5439000	8/9/2016	3.73	3.73	0.3915	1.62	9557	81.0053%	Fecal		CFU/100 mL	200	283.2	86400	-	7,948.5
5439000	8/15/2009	3.72	3.72	0.3915	1.62	9558	81.0137%	Fecal		CFU/100 mL	200	283.2	86400	-	7,929.3
5439000	8/4/2006	3.71	3.71	0.3915	1.62	9559	81.0222%	Fecal		CFU/100 mL	200	283.2	86400	-	7,910.2
5439000	9/2/1992	3.7	3.7	0.3915	1.61	9560	81.0307%	Fecal		CFU/100 mL	200	283.2	86400	-	7,891.0
5439000	2/1/1996	3.7	3.7	0.3915	1.61	9560	81.0307%	Fecal		CFU/100 mL	200	283.2	86400	-	7,891.0
5439000	10/6/1996	3.7	3.7	0.3915	1.61	9560	81.0307%	Fecal		CFU/100 mL	200	283.2	86400	-	7,891.0
5439000	10/10/1998	3.7	3.7	0.3915	1.61	9560	81.0307%	Fecal		CFU/100 mL	200	283.2	86400	-	7,891.0
5439000	10/27/1999	3.7	3.7	0.3915	1.61	9560	81.0307%	Fecal		CFU/100 mL	200	283.2	86400	-	7,891.0
5439000	11/27/1999	3.7	3.7	0.3915	1.61	9560	81.0307%	Fecal		CFU/100 mL	200	283.2	86400	-	7,891.0
5439000	1/6/2000	3.7	3.7	0.3915	1.61	9560	81.0307%	Fecal		CFU/100 mL	200	283.2	86400	-	7,891.0
5439000	1/8/2000	3.7	3.7	0.3915	1.61	9560	81.0307%	Fecal		CFU/100 mL	200	283.2	86400	-	7,891.0
5439000	1/27/2000	3.7	3.7	0.3915	1.61	9560	81.0307%	Fecal		CFU/100 mL	200	283.2	86400	-	7,891.0
5439000	1/29/2000	3.7	3.7	0.3915	1.61	9560	81.0307%	Fecal		CFU/100 mL	200	283.2	86400	-	7,891.0
5439000	2/10/2000	3.7	3.7	0.3915	1.61	9560	81.0307%	Fecal		CFU/100 mL	200	283.2	86400	-	7,891.0
5439000	2/11/2000	3.7	3.7	0.3915	1.61	9560	81.0307%	Fecal		CFU/100 mL	200	283.2	86400	-	7,891.0
5439000	2/13/2000	3.7	3.7	0.3915	1.61	9560	81.0307%	Fecal		CFU/100 mL	200	283.2	86400	-	7,891.0
5439000	10/9/2001	3.7	3.7	0.3915	1.61	9560	81.0307%	Fecal		CFU/100 mL	200	283.2	86400	-	7,891.0
5439000	11/12/2013	3.7	3.7	0.3915	1.61	9560	81.0307%	Fecal		CFU/100 mL	200	283.2	86400	-	7,891.0
5439000	10/30/2013	3.69	3.69	0.3915	1.61	9575	81.1578%	Fecal		CFU/100 mL	200	283.2	86400	-	7,871.9
5439000	11/9/2021	3.69	3.69	0.3915	1.61	9575	81.1578%	Fecal		CFU/100 mL	200	283.2	86400	-	7,871.9

Gage ID	Date	Discharge (CFS)	Gage Discharge (less Surrogate NPDES) (CFS)	Watershed Area Ratio	Calculated flow (CFS)	Rank	Flow Exceedance %	Parameter	Results	Units (mg or micro_gram	Limit/Standard	100mL/CF	sec/day	Actual Load (million colonies/day)	Allowable Load (million colonies/day)
5439000	8/28/2002	3.68	3.68	0.3915	1.60	9577	81.1748%	Fecal		CFU/100 mL	200	283.2	86400	-	7,852.7
5439000	11/7/2021	3.68	3.68	0.3915	1.60	9577	81.1748%	Fecal		CFU/100 mL	200	283.2	86400	-	7,852.7
5439000	8/7/2020	3.67	3.67	0.3915	1.60	9579	81.1917%	Fecal		CFU/100 mL	200	283.2	86400	-	7,833.5
5439000	11/29/2021	3.67	3.67	0.3915	1.60	9579	81.1917%	Fecal		CFU/100 mL	200	283.2	86400	-	7,833.5
5439000	11/30/2021	3.65	3.65	0.3915	1.59	9581	81.2087%	Fecal		CFU/100 mL	200	283.2	86400	-	7,795.2
5439000	9/6/2008	3.64	3.64	0.3915	1.59	9582	81.2172%	Fecal		CFU/100 mL	200	283.2	86400	-	7,776.1
5439000	9/12/2018	3.64	3.64	0.3915	1.59	9582	81.2172%	Fecal		CFU/100 mL	200	283.2	86400	-	7,776.1
5439000	11/8/2021	3.64	3.64	0.3915	1.59	9582	81.2172%	Fecal		CFU/100 mL	200	283.2	86400	-	7,776.1
5439000	12/23/2021	3.64	3.64	0.3915	1.59	9582	81.2172%	Fecal		CFU/100 mL	200	283.2	86400	-	7,776.1
5439000	9/2/2019	3.63	3.63	0.3915	1.59	9586	81.2511%	Fecal		CFU/100 mL	200	283.2	86400	-	7,756.9
5439000	12/22/2021	3.63	3.63	0.3915	1.59	9586	81.2511%	Fecal		CFU/100 mL	200	283.2	86400	-	7,756.9
5439000	7/26/2006	3.62	3.62	0.3915	1.58	9588	81.2680%	Fecal		CFU/100 mL	200	283.2	86400	-	7,737.8
5439000	11/4/2006	3.62	3.62	0.3915	1.58	9588	81.2680%	Fecal		CFU/100 mL	200	283.2	86400	-	7,737.8
5439000	10/18/1991	3.6	3.6	0.3915	1.57	9590	81.2850%	Fecal		CFU/100 mL	200	283.2	86400	-	7,699.4
5439000	8/28/1992	3.6	3.6	0.3915	1.57	9590	81.2850%	Fecal		CFU/100 mL	200	283.2	86400	-	7,699.4
5439000	8/10/1995	3.6	3.6	0.3915	1.57	9590	81.2850%	Fecal		CFU/100 mL	200	283.2	86400	-	7,699.4
5439000	10/2/1996	3.6	3.6	0.3915	1.57	9590	81.2850%	Fecal		CFU/100 mL	200	283.2	86400	-	7,699.4
5439000	10/3/1996	3.6	3.6	0.3915	1.57	9590	81.2850%	Fecal		CFU/100 mL	200	283.2	86400	-	7,699.4
5439000	10/24/1996	3.6	3.6	0.3915	1.57	9590	81.2850%	Fecal		CFU/100 mL	200	283.2	86400	-	7,699.4
5439000	11/12/1996	3.6	3.6	0.3915	1.57	9590	81.2850%	Fecal		CFU/100 mL	200	283.2	86400	-	7,699.4
5439000	7/22/1997	3.6	3.6	0.3915	1.57	9590	81.2850%	Fecal		CFU/100 mL	200	283.2	86400	-	7,699.4
5439000	7/24/1997	3.6	3.6	0.3915	1.57	9590	81.2850%	Fecal		CFU/100 mL	200	283.2	86400	-	7,699.4
5439000	10/29/1997	3.6	3.6	0.3915	1.57	9590	81.2850%	Fecal		CFU/100 mL	200	283.2	86400	-	7,699.4
5439000	8/1/1998	3.6	3.6	0.3915	1.57	9590	81.2850%	Fecal		CFU/100 mL	200	283.2	86400	-	7,699.4
5439000	11/10/1999	3.6	3.6	0.3915	1.57	9590	81.2850%	Fecal		CFU/100 mL	200	283.2	86400	-	7,699.4
5439000	11/16/1999	3.6	3.6	0.3915	1.57	9590	81.2850%	Fecal		CFU/100 mL	200	283.2	86400	-	7,699.4
5439000	12/23/1999	3.6	3.6	0.3915	1.57	9590	81.2850%	Fecal		CFU/100 mL	200	283.2	86400	-	7,699.4
5439000	1/28/2000	3.6	3.6	0.3915	1.57	9590	81.2850%	Fecal		CFU/100 mL	200	283.2	86400	-	7,699.4
5439000	2/3/2000	3.6	3.6	0.3915	1.57	9590	81.2850%	Fecal		CFU/100 mL	200	283.2	86400	-	7,699.4
5439000	2/14/2000	3.6	3.6	0.3915	1.57	9590	81.2850%	Fecal		CFU/100 mL	200	283.2	86400	-	7,699.4
5439000	2/16/2000	3.6	3.6	0.3915	1.57	9590	81.2850%	Fecal		CFU/100 mL	200	283.2	86400	-	7,699.4
5439000	8/30/2000	3.6	3.6	0.3915	1.57	9590	81.2850%	Fecal		CFU/100 mL	200	283.2	86400	-	7,699.4
5439000	7/18/2001	3.6	3.6	0.3915	1.57	9590	81.2850%	Fecal		CFU/100 mL	200	283.2	86400	-	7,699.4
5439000	7/19/2001	3.6	3.6	0.3915	1.57	9590	81.2850%	Fecal		CFU/100 mL	200	283.2	86400	-	7,699.4
5439000	1/3/2004	3.6	3.6	0.3915	1.57	9590	81.2850%	Fecal		CFU/100 mL	200	283.2	86400	-	7,699.4
5439000	6/25/2005	3.6	3.6	0.3915	1.57	9590	81.2850%	Fecal		CFU/100 mL	200	283.2	86400	-	7,699.4
5439000	8/22/2008	3.6	3.6	0.3915	1.57	9590	81.2850%	Fecal		CFU/100 mL	200	283.2	86400	-	7,699.4
5439000	9/19/2011	3.6	3.6	0.3915	1.57	9590	81.2850%	Fecal		CFU/100 mL	200	283.2	86400	-	7,699.4
5439000	9/7/2012	3.6	3.6	0.3915	1.57	9590	81.2850%	Fecal		CFU/100 mL	200	283.2	86400	-	7,699.4
5439000	8/18/2019	3.6	3.6	0.3915	1.57	9590	81.2850%	Fecal		CFU/100 mL	200	283.2	86400	-	7,699.4
5439000	3/22/2003	3.59	3.59	0.3915	1.57	9617	81.5138%	Fecal		CFU/100 mL	200	283.2	86400	-	7,680.3
5439000	10/18/2006	3.59	3.59	0.3915	1.57	9617	81.5138%	Fecal		CFU/100 mL	200	283.2	86400	-	7,680.3
5439000	8/12/2020	3.59	3.59	0.3915	1.57	9617	81.5138%	Fecal		CFU/100 mL	200	283.2	86400	-	7,680.3
5439000	9/19/2020	3.59	3.59	0.3915	1.57	9617	81.5138%	Fecal		CFU/100 mL	200	283.2	86400	-	7,680.3
5439000	12/3/2021	3.59	3.59	0.3915	1.57	9617	81.5138%	Fecal		CFU/100 mL	200	283.2	86400	-	7,680.3
5439000	9/4/2015	3.58	3.58	0.3915	1.57	9622	81.5562%	Fecal		CFU/100 mL	200	283.2	86400	-	7,661.1
5439000	9/18/2014	3.56	3.56	0.3915	1.56	9623	81.5647%	Fecal		CFU/100 mL	200	283.2	86400	-	7,622.8
5439000	11/10/2021	3.56	3.56	0.3915	1.56	9623	81.5647%	Fecal		CFU/100 mL	200	283.2	86400	-	7,622.8
5439000	7/3/2012	3.55	3.55	0.3915	1.55	9625	81.5816%	Fecal		CFU/100 mL	200	283.2	86400	-	7,603.7
5439000	11/13/2002	3.53	3.53	0.3915	1.55	9626	81.5901%	Fecal		CFU/100 mL	200	283.2	86400	-	7,565.3
5439000	9/25/2015	3.53	3.53	0.3915	1.55	9626	81.5901%	Fecal		CFU/100 mL	200	283.2	86400	-	7,565.3
5439000	8/30/2017	3.53	3.53	0.3915	1.55	9626	81.5901%	Fecal		CFU/100 mL	200	283.2	86400	-	7,565.3
5439000	11/14/2002	3.52	3.52	0.3915	1.54	9629	81.6155%	Fecal		CFU/100 mL	200	283.2	86400	-	7,546.2
5439000	2/19/2014	3.52	3.52	0.3915	1.54	9629	81.6155%	Fecal		CFU/100 mL	200	283.2	86400	-	7,546.2
5439000	8/4/2018	3.52	3.52	0.3915	1.54	9629	81.6155%	Fecal		CFU/100 mL	200	283.2	86400	-	7,546.2
5439000	7/31/1994	3.51	3.51	0.3915	1.54	9632	81.6410%	Fecal		CFU/100 mL	200	283.2	86400	-	7,527.0
5439000	9/27/1990	3.5	3.5	0.3915	1.53	9633	81.6494%	Fecal		CFU/100 mL	200	283.2	86400	-	7,507.9
5439000	10/7/1990	3.5	3.5	0.3915	1.53	9633	81.6494%	Fecal		CFU/100 mL	200	283.2	86400	-	7,507.9
5439000	7/28/1991	3.5	3.5	0.3915	1.53	9633	81.6494%	Fecal		CFU/100 mL	200	283.2	86400	-	7,507.9
5439000	9/18/1991	3.5	3.5	0.3915	1.53	9633	81.6494%	Fecal		CFU/100 mL	200	283.2	86400	-	7,507.9
5439000	9/24/1991	3.5	3.5	0.3915	1.53	9633	81.6494%	Fecal		CFU/100 mL	200	283.2	86400	-	7,507.9
5439000	9/26/1991	3.5	3.5	0.3915	1.53	9633	81.6494%	Fecal		CFU/100 mL	200	283.2	86400	-	7,507.9
5439000	9/29/1991	3.5	3.5	0.3915	1.53	9633	81.6494%	Fecal		CFU/100 mL	200	283.2	86400	-	7,507.9
5439000	10/11/1991	3.5	3.5	0.3915	1.53	9633	81.6494%	Fecal		CFU/100 mL	200	283.2	86400	-	7,507.9
5439000	10/14/1991	3.5	3.5	0.3915	1.53	9633	81.6494%	Fecal		CFU/100 mL	200	283.2	86400	-	7,507.9
5439000	10/19/1991	3.5	3.5	0.3915	1.53	9633	81.6494%	Fecal		CFU/100 mL	200	283.2	86400	-	7,507.9
5439000	8/13/1992	3.5	3.5	0.3915	1.53	9633	81.6494%	Fecal		CFU/100 mL	200	283.2	86400	-	7,507.9
5439000	10/9/1995	3.5	3.5	0.3915	1.53	9633	81.6494%	Fecal		CFU/100 mL	200	283.2	86400	-	7,507.9
5439000	10/23/1995	3.5	3.5	0.3915	1.53	9633	81.6494%	Fecal		CFU/100 mL	200	283.2	86400	-	7,507.9
5439000	11/24/1996	3.5	3.5	0.3915	1.53	9633	81.6494%	Fecal		CFU/100 mL	200	283.2	86400	-	7,507.9
5439000	11/7/1999	3.5	3.5	0.3915	1.53	9633	81.6494%	Fecal		CFU/100 mL	200	283.2	86400	-	7,507.9
5439000	11/20/1999	3.5	3.5	0.3915	1.53	9633	81.6494%	Fecal		CFU/100 mL	200	283.2	86400	-	7,507.9
5439000	11/26/1999	3.5	3.5	0.3915	1.53	9633	81.6494%	Fecal		CFU/100 mL	200	283.2	86400	-	7,507.9
5439000	1/3/2000	3.5	3.5	0.3915	1.53	9633	81.6494%	Fecal		CFU/100 mL	200	283.2	86400	-	7,507.9
5439000	2/4/2000	3.5	3.5	0.3915	1.53	9633	81.6494%	Fecal		CFU/100 mL	200	283.2	86400	-	7,507.9
5439000	2/5/2000	3.5	3.5	0.3915	1.53	9633	81.6494%	Fecal		CFU/100 mL	200	283.2	86400	-	7,507.9
5439000	2/9/2000	3.5	3.5	0.3915	1.53	9633	81.6494%	Fecal		CFU/100 mL	200	283.2	86400	-	7,507.9
5439000	2/12/2000	3.5	3.5	0.3915	1.53	9633	81.6494%	Fecal		CFU/100 mL	200	283.2	86400	-	7,507.9
5439000	2/15/2000	3.5	3.5	0.3915	1.53	9633	81.6494%	Fecal		CFU/100 mL	200	283.2	86400	-	7,507.9
5439000	2/17/2000	3.5	3.5	0.3915	1.53	9633	81.6494%	Fecal		CFU/100 mL	200	283.2	86400	-	7,507.9
5439000	2/18/2000	3.5	3.5	0.3915	1.53	9633	81.6494%	Fecal		CFU/100 mL	200	283.2	86400	-	7,507.9
5439000	2/19/2000	3.5	3.5	0.3915	1.53	9633	81.6494%	Fecal		CFU/100 mL	200	283.2	86400	-	7,507.9
5439000	7/27/2012	3.49	3.49	0.3915	1.53	9659	81.8698%	Fecal		CFU/100 mL	200	283.2	86400	-	7,488.7
5439000	9/14/2006	3.48	3.48	0.3915	1.53	9660	81.8783%	Fecal		CFU/100 mL	200	283.2	86400	-	7,469.6
5439000	1/17/2014	3.48	3.48	0.3915	1.53	9660	81.8783%	Fecal		CFU/100 mL	200	283.2	86400	-	7,469.6
5439000	8/30/2019	3.48	3.48	0.3915	1.53	9660	81.8783%	Fecal		CFU/100 mL	200	283.2	86400	-	7,469.6
5439000	4/3/2003	3.47	3.47	0.3915	1.52	9663	81.9037%	Fecal		CFU/100 mL	200	283.2	86400	-	7,450.4
5439000	9/18/2018	3.47	3.47	0.3915	1.52	9663	81.9037%	Fecal		CFU/100 mL	200	283.2	86400	-	7,450.4
5439000	8/17/2021	3.46	3.46	0.3915	1.52	9665	81.9207%	Fecal		CFU/100 mL	200	283.2	86400	-	7,431.2
5439000	12/5/2021	3.46	3.46	0.3915	1.52	9665	81.9207%	Fecal		CFU/100 mL	200	283.2	86400	-	7,431.2
5439000	9/25/2018	3.45	3.45	0.3915	1.51	9667	81.9376%	Fecal		CFU/100 mL	200	283.2	86400	-	7,412.1
5439000	9/16/2009	3.44	3.44	0.3915	1.51	9668	81.9461%	Fecal		CFU/100 mL	200	283.2	86400	-	7,392.9
5439000	8/8/2020	3.44	3.44	0.3915	1.51	9668	81.9461%	Fecal		CFU/100 mL	200	283.2	86400	-	7,392.9
5439000	9/13/2018	3.43	3.43	0.3915	1.51	9670	81.9630%	Fecal		CFU/100 mL	200	283.2	86400	-	7,373.8
5439000	10/7/2001	3.42	3.42	0.3915	1.50	9671	81.9715%	Fecal		CFU/100 mL	200	283.2	86400	-	7,354.6
5439000	10/6/1990	3.4	3.4	0.3915	1.50	9672	81.9800%	Fecal		CFU/100 mL	200	283.2	86400	-	7,316.3
5439000	7/30/1991	3.4	3.4	0.3915	1.50	9672	81.9800%	Fecal		CFU/100 mL	200	283.2	86400	-	7,316.3
5439000	8/27/1991	3.4	3.4	0.3915	1.50	9672	81.9800%	Fecal		CFU/100 mL	200	283.2	86400	-	7,316.3
5439000	9/23/1991	3.4	3.4	0.3915	1.50	9672	81.9800%	Fecal		CFU/100 mL	200	283.2	86400	-	7,316.3
5439000	9/27/1991	3.4	3.4	0.3915	1.50	9672	81.9800%	Fecal		CFU/100 mL	200	283.2	86400	-	7,316.3
5439000	9/3/1992	3.4	3.4	0.3915	1.50	9672	81.9800%	Fecal		CFU/100 mL	200	283.2	86400	-	7,316.3
5439000	8/7/1995	3.4	3.4	0.3915	1.50	9672	81.9800%	Fecal		CFU/100 mL	200	283.2	86400	-	7,316.3
5439000	9/22/1995	3.4	3.4	0.3915	1.50	9672	81.9800%	Fecal		CFU/100 mL	200	283.2	86400	-	7,316.3
5439000	10/4/1996	3.4	3.4	0.3915	1.50	9672	81.9800%	Fecal		CFU/100 mL	200	283.2	86400	-	7,316.3
5439000	10/20/1996	3.4	3.4	0.3915	1.50	9672	81.9800%	Fecal		CFU/100 mL	200	283.2	86400	-	7,316.3
5439000	8/12/1998	3.4	3.4	0.3915	1.50	9672	81.9800%	Fecal		CFU/100 mL	200	283.2	86400	-	7,316.3
5439000	9/18/1998	3.4	3.4	0.3915	1.50	9672	81.9800%	Fecal		CFU/100 mL	200	283.2	86400	-	7,316.3
5439000	8/23/1999	3.4	3.4	0.3915	1.50	9672	81.9800%	Fecal		CFU/100 mL	200	283.2	86400	-	7,316.3
5439000	11/18/1999	3.4	3.4	0.3915	1.50	9672	81.9800%	Fecal		CFU/100 mL	200	283.2	86400	-	7,316.3
5439000	12/26/1999	3.4	3.4	0.3915	1.50	9672	81.9800%	Fecal		CFU/100 mL	200	283.2	86400	-	7,316.3
5439000	1/7/2000	3.4	3.4	0.3915	1.50	9672	81.9800%	Fecal		CFU/100 mL	200	283.2	86400	-	7,316.3
5439000	2/6/2000	3.4	3.4	0.3915	1.50	9672	81.9800%	Fecal		CFU/100 mL	200	283.2	86400	-	7,316.3
5439000	2/7/2000	3.4	3.4	0.3915	1.50	9672	81.9800%	Fecal		CFU/100 mL	200	283.2	86400	-	7,316.3
5439000	7/16/2001	3.4	3.4	0.3915	1.50	9672	81.9800%	Fecal		CFU/100 mL	200	283.2	86400	-	7,316.3
5439000	7/17/2006	3.4	3.4	0.3915	1.50	9672	81.9800%	Fecal		CFU/100 mL	200	283.2	86400	-	7,316.3
5439000	8/11/2018	3.39	3.39	0.3915	1.49	9692	82.1495%	Fecal		CFU/100 mL	200	283.2	86400	-	7,297.1
5439000	8/6/1994	3.38	3.38	0.3915	1.49	9693	82.1580%	Fecal		CFU/100 mL	200	283.2	86400	-	7,278.0
5439000	11/25/2010	3.38	3.38	0.3915	1.49	9693	82.1580%	Fecal		CFU/100 mL	200	283.2	86400	-	7,278.0
5439000	9/8/2012	3.38	3.38	0.3915	1.49	9693	82.1580%	Fecal		CFU/100 mL	200	283.2	86400	-	7,278.0
5439000	4/21/2003	3.37	3.37	0.3915	1.48	9696	82.1834%	Fecal		CFU/100 mL	200	283.2	86400	-	7,258.8
5439000	11/26/2004	3.37	3.37	0.3915	1.48	9696	82.1834%	Fecal		CFU/100 mL	200	283.2	86400	-	7,258.8
5439000	11/20/2006	3.37	3.37	0.3915	1.48	9696	82.1834%	Fecal		CFU/100 mL	200	283.2	86400	-	7,258.8
5439000	8/31/2017	3.37	3.37	0.3915	1.48	9696	82.1834%	Fecal		CFU/100 mL	200	283.2	86400	-	7,258.8
5439000	8/8/2019	3.37	3.37	0.3915	1.48	9696	82.1834%	Fecal		CFU/100 mL	200	283.2	86400	-	7,258.8
5439000	10/8/2001	3.36	3.36	0.3915	1.48	9701	82.2258%	Fecal		CFU/100 mL	200	283.2	86400	-	7,239.7
5439000	9/24/2006	3.36	3.36	0.3915	1.48	9701	82.2258%	Fecal		CFU/100 mL	200	283.2	86400	-	7,239.7

Gage ID	Date	Discharge (CFS)	Gage Discharge (less Surrogate NPDES) (CFS)	Watershed Area Ratio	Calculated flow (CFS)	Rank	Flow Exceedance %	Parameter	Results	Units (mg or micro_gram	Limit/Standard	100mL/CF	sec/day	Actual Load (million colonies/day)	Allowable Load (million colonies/day)
5439000	8/29/1994	3.34	3.34	0.3915	1.47	9703	82.2428%	Fecal		CFU/100 mL	200	283.2	86400	-	7,201.4
5439000	11/6/2004	3.34	3.34	0.3915	1.47	9703	82.2428%	Fecal		CFU/100 mL	200	283.2	86400	-	7,201.4
5439000	9/19/2012	3.34	3.34	0.3915	1.47	9703	82.2428%	Fecal		CFU/100 mL	200	283.2	86400	-	7,201.4
5439000	9/3/2013	3.34	3.34	0.3915	1.47	9703	82.2428%	Fecal		CFU/100 mL	200	283.2	86400	-	7,201.4
5439000	9/19/2018	3.33	3.33	0.3915	1.47	9707	82.2767%	Fecal		CFU/100 mL	200	283.2	86400	-	7,182.2
5439000	8/1/2002	3.32	3.32	0.3915	1.46	9708	82.2851%	Fecal		CFU/100 mL	200	283.2	86400	-	7,163.0
5439000	8/12/2008	3.32	3.32	0.3915	1.46	9708	82.2851%	Fecal		CFU/100 mL	200	283.2	86400	-	7,163.0
5439000	10/27/2012	3.32	3.32	0.3915	1.46	9708	82.2851%	Fecal		CFU/100 mL	200	283.2	86400	-	7,163.0
5439000	8/9/2020	3.32	3.32	0.3915	1.46	9708	82.2851%	Fecal		CFU/100 mL	200	283.2	86400	-	7,163.0
5439000	8/4/2013	3.31	3.31	0.3915	1.46	9712	82.3190%	Fecal		CFU/100 mL	200	283.2	86400	-	7,143.9
5439000	7/27/1991	3.3	3.3	0.3915	1.46	9713	82.3275%	Fecal		CFU/100 mL	200	283.2	86400	-	7,124.7
5439000	9/21/1991	3.3	3.3	0.3915	1.46	9713	82.3275%	Fecal		CFU/100 mL	200	283.2	86400	-	7,124.7
5439000	10/24/1991	3.3	3.3	0.3915	1.46	9713	82.3275%	Fecal		CFU/100 mL	200	283.2	86400	-	7,124.7
5439000	8/22/1995	3.3	3.3	0.3915	1.46	9713	82.3275%	Fecal		CFU/100 mL	200	283.2	86400	-	7,124.7
5439000	10/11/1995	3.3	3.3	0.3915	1.46	9713	82.3275%	Fecal		CFU/100 mL	200	283.2	86400	-	7,124.7
5439000	9/25/1996	3.3	3.3	0.3915	1.46	9713	82.3275%	Fecal		CFU/100 mL	200	283.2	86400	-	7,124.7
5439000	10/5/1996	3.3	3.3	0.3915	1.46	9713	82.3275%	Fecal		CFU/100 mL	200	283.2	86400	-	7,124.7
5439000	10/25/1996	3.3	3.3	0.3915	1.46	9713	82.3275%	Fecal		CFU/100 mL	200	283.2	86400	-	7,124.7
5439000	11/19/1996	3.3	3.3	0.3915	1.46	9713	82.3275%	Fecal		CFU/100 mL	200	283.2	86400	-	7,124.7
5439000	11/5/1997	3.3	3.3	0.3915	1.46	9713	82.3275%	Fecal		CFU/100 mL	200	283.2	86400	-	7,124.7
5439000	10/15/1998	3.3	3.3	0.3915	1.46	9713	82.3275%	Fecal		CFU/100 mL	200	283.2	86400	-	7,124.7
5439000	8/1/1999	3.3	3.3	0.3915	1.46	9713	82.3275%	Fecal		CFU/100 mL	200	283.2	86400	-	7,124.7
5439000	11/15/1999	3.3	3.3	0.3915	1.46	9713	82.3275%	Fecal		CFU/100 mL	200	283.2	86400	-	7,124.7
5439000	11/17/1999	3.3	3.3	0.3915	1.46	9713	82.3275%	Fecal		CFU/100 mL	200	283.2	86400	-	7,124.7
5439000	12/24/1999	3.3	3.3	0.3915	1.46	9713	82.3275%	Fecal		CFU/100 mL	200	283.2	86400	-	7,124.7
5439000	12/27/1999	3.3	3.3	0.3915	1.46	9713	82.3275%	Fecal		CFU/100 mL	200	283.2	86400	-	7,124.7
5439000	2/8/2000	3.3	3.3	0.3915	1.46	9713	82.3275%	Fecal		CFU/100 mL	200	283.2	86400	-	7,124.7
5439000	9/29/2001	3.3	3.3	0.3915	1.46	9713	82.3275%	Fecal		CFU/100 mL	200	283.2	86400	-	7,124.7
5439000	9/30/2001	3.3	3.3	0.3915	1.46	9713	82.3275%	Fecal		CFU/100 mL	200	283.2	86400	-	7,124.7
5439000	10/19/2006	3.3	3.3	0.3915	1.46	9713	82.3275%	Fecal		CFU/100 mL	200	283.2	86400	-	7,124.7
5439000	8/5/2013	3.3	3.3	0.3915	1.46	9713	82.3275%	Fecal		CFU/100 mL	200	283.2	86400	-	7,124.7
5439000	8/5/2018	3.3	3.3	0.3915	1.46	9713	82.3275%	Fecal		CFU/100 mL	200	283.2	86400	-	7,124.7
5439000	9/27/2009	3.29	3.29	0.3915	1.45	9735	82.5140%	Fecal		CFU/100 mL	200	283.2	86400	-	7,105.6
5439000	8/10/2016	3.28	3.28	0.3915	1.45	9736	82.5225%	Fecal		CFU/100 mL	200	283.2	86400	-	7,086.4
5439000	8/26/2017	3.28	3.28	0.3915	1.45	9736	82.5225%	Fecal		CFU/100 mL	200	283.2	86400	-	7,086.4
5439000	7/27/2004	3.27	3.27	0.3915	1.44	9738	82.5394%	Fecal		CFU/100 mL	200	283.2	86400	-	7,067.3
5439000	8/1/2012	3.27	3.27	0.3915	1.44	9738	82.5394%	Fecal		CFU/100 mL	200	283.2	86400	-	7,067.3
5439000	12/15/2012	3.27	3.27	0.3915	1.44	9738	82.5394%	Fecal		CFU/100 mL	200	283.2	86400	-	7,067.3
5439000	10/12/2013	3.27	3.27	0.3915	1.44	9738	82.5394%	Fecal		CFU/100 mL	200	283.2	86400	-	7,067.3
5439000	11/26/2013	3.27	3.27	0.3915	1.44	9738	82.5394%	Fecal		CFU/100 mL	200	283.2	86400	-	7,067.3
5439000	10/27/2015	3.27	3.27	0.3915	1.44	9738	82.5394%	Fecal		CFU/100 mL	200	283.2	86400	-	7,067.3
5439000	12/4/2021	3.27	3.27	0.3915	1.44	9738	82.5394%	Fecal		CFU/100 mL	200	283.2	86400	-	7,067.3
5439000	11/5/2013	3.26	3.26	0.3915	1.44	9745	82.5987%	Fecal		CFU/100 mL	200	283.2	86400	-	7,048.1
5439000	6/26/2005	3.25	3.25	0.3915	1.44	9746	82.6072%	Fecal		CFU/100 mL	200	283.2	86400	-	7,028.9
5439000	9/5/1994	3.24	3.24	0.3915	1.43	9747	82.6157%	Fecal		CFU/100 mL	200	283.2	86400	-	7,009.8
5439000	10/25/2015	3.24	3.24	0.3915	1.43	9747	82.6157%	Fecal		CFU/100 mL	200	283.2	86400	-	7,009.8
5439000	8/19/2019	3.24	3.24	0.3915	1.43	9747	82.6157%	Fecal		CFU/100 mL	200	283.2	86400	-	7,009.8
5439000	11/25/2013	3.23	3.23	0.3915	1.43	9750	82.6411%	Fecal		CFU/100 mL	200	283.2	86400	-	6,990.6
5439000	10/16/2021	3.23	3.23	0.3915	1.43	9750	82.6411%	Fecal		CFU/100 mL	200	283.2	86400	-	6,990.6
5439000	7/25/2003	3.22	3.22	0.3915	1.42	9752	82.6581%	Fecal		CFU/100 mL	200	283.2	86400	-	6,971.5
5439000	7/22/2012	3.22	3.22	0.3915	1.42	9752	82.6581%	Fecal		CFU/100 mL	200	283.2	86400	-	6,971.5
5439000	12/20/2013	3.22	3.22	0.3915	1.42	9752	82.6581%	Fecal		CFU/100 mL	200	283.2	86400	-	6,971.5
5439000	8/6/2004	3.21	3.21	0.3915	1.42	9755	82.6835%	Fecal		CFU/100 mL	200	283.2	86400	-	6,952.3
5439000	9/25/1991	3.2	3.2	0.3915	1.42	9756	82.6920%	Fecal		CFU/100 mL	200	283.2	86400	-	6,933.1
5439000	9/28/1991	3.2	3.2	0.3915	1.42	9756	82.6920%	Fecal		CFU/100 mL	200	283.2	86400	-	6,933.1
5439000	10/13/1991	3.2	3.2	0.3915	1.42	9756	82.6920%	Fecal		CFU/100 mL	200	283.2	86400	-	6,933.1
5439000	10/15/1995	3.2	3.2	0.3915	1.42	9756	82.6920%	Fecal		CFU/100 mL	200	283.2	86400	-	6,933.1
5439000	10/13/1996	3.2	3.2	0.3915	1.42	9756	82.6920%	Fecal		CFU/100 mL	200	283.2	86400	-	6,933.1
5439000	7/23/1997	3.2	3.2	0.3915	1.42	9756	82.6920%	Fecal		CFU/100 mL	200	283.2	86400	-	6,933.1
5439000	8/27/1998	3.2	3.2	0.3915	1.42	9756	82.6920%	Fecal		CFU/100 mL	200	283.2	86400	-	6,933.1
5439000	9/29/1998	3.2	3.2	0.3915	1.42	9756	82.6920%	Fecal		CFU/100 mL	200	283.2	86400	-	6,933.1
5439000	8/27/1999	3.2	3.2	0.3915	1.42	9756	82.6920%	Fecal		CFU/100 mL	200	283.2	86400	-	6,933.1
5439000	11/14/1999	3.2	3.2	0.3915	1.42	9756	82.6920%	Fecal		CFU/100 mL	200	283.2	86400	-	6,933.1
5439000	11/25/1999	3.2	3.2	0.3915	1.42	9756	82.6920%	Fecal		CFU/100 mL	200	283.2	86400	-	6,933.1
5439000	12/25/1999	3.2	3.2	0.3915	1.42	9756	82.6920%	Fecal		CFU/100 mL	200	283.2	86400	-	6,933.1
5439000	12/28/1999	3.2	3.2	0.3915	1.42	9756	82.6920%	Fecal		CFU/100 mL	200	283.2	86400	-	6,933.1
5439000	12/31/1999	3.2	3.2	0.3915	1.42	9756	82.6920%	Fecal		CFU/100 mL	200	283.2	86400	-	6,933.1
5439000	1/1/2000	3.2	3.2	0.3915	1.42	9756	82.6920%	Fecal		CFU/100 mL	200	283.2	86400	-	6,933.1
5439000	1/2/2000	3.2	3.2	0.3915	1.42	9756	82.6920%	Fecal		CFU/100 mL	200	283.2	86400	-	6,933.1
5439000	4/27/2003	3.2	3.2	0.3915	1.42	9756	82.6920%	Fecal		CFU/100 mL	200	283.2	86400	-	6,933.1
5439000	8/29/2004	3.2	3.2	0.3915	1.42	9756	82.6920%	Fecal		CFU/100 mL	200	283.2	86400	-	6,933.1
5439000	9/28/2009	3.2	3.2	0.3915	1.42	9756	82.6920%	Fecal		CFU/100 mL	200	283.2	86400	-	6,933.1
5439000	11/23/2013	3.2	3.2	0.3915	1.42	9756	82.6920%	Fecal		CFU/100 mL	200	283.2	86400	-	6,933.1
5439000	9/26/2018	3.2	3.2	0.3915	1.42	9756	82.6920%	Fecal		CFU/100 mL	200	283.2	86400	-	6,933.1
5439000	11/5/2006	3.19	3.19	0.3915	1.41	9777	82.8700%	Fecal		CFU/100 mL	200	283.2	86400	-	6,914.0
5439000	8/14/2016	3.19	3.19	0.3915	1.41	9777	82.8700%	Fecal		CFU/100 mL	200	283.2	86400	-	6,914.0
5439000	9/14/2015	3.18	3.18	0.3915	1.41	9779	82.8869%	Fecal		CFU/100 mL	200	283.2	86400	-	6,894.8
5439000	8/18/2021	3.18	3.18	0.3915	1.41	9779	82.8869%	Fecal		CFU/100 mL	200	283.2	86400	-	6,894.8
5439000	11/24/2006	3.17	3.17	0.3915	1.41	9781	82.9039%	Fecal		CFU/100 mL	200	283.2	86400	-	6,875.7
5439000	12/3/2010	3.17	3.17	0.3915	1.41	9781	82.9039%	Fecal		CFU/100 mL	200	283.2	86400	-	6,875.7
5439000	8/24/2015	3.17	3.17	0.3915	1.41	9781	82.9039%	Fecal		CFU/100 mL	200	283.2	86400	-	6,875.7
5439000	9/20/2020	3.17	3.17	0.3915	1.41	9781	82.9039%	Fecal		CFU/100 mL	200	283.2	86400	-	6,875.7
5439000	12/14/2010	3.16	3.16	0.3915	1.40	9785	82.9378%	Fecal		CFU/100 mL	200	283.2	86400	-	6,856.5
5439000	9/1/2011	3.15	3.15	0.3915	1.40	9786	82.9463%	Fecal		CFU/100 mL	200	283.2	86400	-	6,837.4
5439000	11/12/2002	3.14	3.14	0.3915	1.39	9787	82.9547%	Fecal		CFU/100 mL	200	283.2	86400	-	6,818.2
5439000	6/27/2005	3.14	3.14	0.3915	1.39	9787	82.9547%	Fecal		CFU/100 mL	200	283.2	86400	-	6,818.2
5439000	9/9/2010	3.14	3.14	0.3915	1.39	9787	82.9547%	Fecal		CFU/100 mL	200	283.2	86400	-	6,818.2
5439000	8/23/2016	3.14	3.14	0.3915	1.39	9787	82.9547%	Fecal		CFU/100 mL	200	283.2	86400	-	6,818.2
5439000	8/31/2019	3.14	3.14	0.3915	1.39	9787	82.9547%	Fecal		CFU/100 mL	200	283.2	86400	-	6,818.2
5439000	12/23/2012	3.13	3.13	0.3915	1.39	9792	82.9971%	Fecal		CFU/100 mL	200	283.2	86400	-	6,799.0
5439000	10/11/2014	3.13	3.13	0.3915	1.39	9792	82.9971%	Fecal		CFU/100 mL	200	283.2	86400	-	6,799.0
5439000	8/23/2019	3.13	3.13	0.3915	1.39	9792	82.9971%	Fecal		CFU/100 mL	200	283.2	86400	-	6,799.0
5439000	9/2/2020	3.12	3.12	0.3915	1.39	9795	83.0225%	Fecal		CFU/100 mL	200	283.2	86400	-	6,779.9
5439000	10/1/1990	3.1	3.1	0.3915	1.38	9796	83.0310%	Fecal		CFU/100 mL	200	283.2	86400	-	6,741.6
5439000	8/19/1991	3.1	3.1	0.3915	1.38	9796	83.0310%	Fecal		CFU/100 mL	200	283.2	86400	-	6,741.6
5439000	9/10/1991	3.1	3.1	0.3915	1.38	9796	83.0310%	Fecal		CFU/100 mL	200	283.2	86400	-	6,741.6
5439000	10/12/1991	3.1	3.1	0.3915	1.38	9796	83.0310%	Fecal		CFU/100 mL	200	283.2	86400	-	6,741.6
5439000	8/14/1992	3.1	3.1	0.3915	1.38	9796	83.0310%	Fecal		CFU/100 mL	200	283.2	86400	-	6,741.6
5439000	10/25/1995	3.1	3.1	0.3915	1.38	9796	83.0310%	Fecal		CFU/100 mL	200	283.2	86400	-	6,741.6
5439000	11/13/1996	3.1	3.1	0.3915	1.38	9796	83.0310%	Fecal		CFU/100 mL	200	283.2	86400	-	6,741.6
5439000	11/20/1996	3.1	3.1	0.3915	1.38	9796	83.0310%	Fecal		CFU/100 mL	200	283.2	86400	-	6,741.6
5439000	8/20/1997	3.1	3.1	0.3915	1.38	9796	83.0310%	Fecal		CFU/100 mL	200	283.2	86400	-	6,741.6
5439000	11/2/1997	3.1	3.1	0.3915	1.38	9796	83.0310%	Fecal		CFU/100 mL	200	283.2	86400	-	6,741.6
5439000	11/29/1997	3.1	3.1	0.3915	1.38	9796	83.0310%	Fecal		CFU/100 mL	200	283.2	86400	-	6,741.6
5439000	11/30/1997	3.1	3.1	0.3915	1.38	9796	83.0310%	Fecal		CFU/100 mL	200	283.2	86400	-	6,741.6
5439000	10/11/1998	3.1	3.1	0.3915	1.38	9796	83.0310%	Fecal		CFU/100 mL	200	283.2	86400	-	6,741.6
5439000	11/28/1999	3.1	3.1	0.3915	1.38	9796	83.0310%	Fecal		CFU/100 mL	200	283.2	86400	-	6,741.6
5439000	12/29/1999	3.1	3.1	0.3915	1.38	9796	83.0310%	Fecal		CFU/100 mL	200	283.2	86400	-	6,741.6
5439000	12/30/1999	3.1	3.1	0.3915	1.38	9796	83.0310%	Fecal		CFU/100 mL	200	283.2	86400	-	6,741.6
5439000	12/4/2010	3.1	3.1	0.3915	1.38	9796	83.0310%	Fecal		CFU/100 mL	200	283.2	86400	-	6,741.6
5439000	9/5/2015	3.1	3.1	0.3915	1.38	9796	83.0310%	Fecal		CFU/100 mL	200	283.2	86400	-	6,741.6
5439000	8/6/2018	3.1	3.1	0.3915	1.38	9796	83.0310%	Fecal		CFU/100 mL	200	283.2	86400	-	6,741.6
5439000	1/16/2004	3.09	3.09	0.3915	1.37	9815	83.1921%	Fecal		CFU/100 mL	200	283.2	86400	-	6,722.4
5439000	7/24/2006	3.09	3.09	0.3915	1.37	9815	83.1921%	Fecal		CFU/100 mL	200	283.2	86400	-	6,722.4
5439000	10/9/2014	3.09	3.09	0.3915	1.37	9815	83.1921%	Fecal		CFU/100 mL	200	283.2	86400	-	6,722.4
5439000	12/8/2021	3.08	3.08	0.3915	1.37	9818	83.2175%	Fecal		CFU/100 mL	200	283.2	86400	-	6,703.3
5439000	1/10/2004	3.07	3.07	0.3915	1.37	9819	83.2260%	Fecal		CFU/100 mL	200	283.2	86400	-	6,684.1
5439000	10/29/2010	3.07	3.07	0.3915	1.37	9819	83.2260%	Fecal		CFU/100 mL	200	283.2	86400	-	6,684.1
5439000	9/26/2015	3.07	3.07	0.3915	1.37	9819	83.2260%	Fecal		CFU/100 mL	200	283.2	86400	-	6,684.1
5439000	9/14/2016	3.06	3.06	0.3915	1.36	9822	83.2514%	Fecal		CFU/100 mL	200	283.2	86400	-	6,664.9
5439000	9/19/2009	3.05	3.05	0.3915	1.36	9823	83.2599%	Fecal		CFU/100 mL	200	283.2	86400	-	6,645.8
5439000	9/21/2020	3.05	3.05	0.3915	1.36	9823	83.2599%	Fecal		CFU/100 mL	200	283.2	86400	-	6,645.8
5439000	9/1/1994	3.04	3.04	0.3915	1.35	9825	83.2768%	Fecal		CFU/100 mL	200	283.2	86400	-	6,626.6
5439000	9/10/2010	3.04	3.04	0.3915	1.35	9825	83.2768%	Fecal		CFU/100 mL	200	283.2	86400	-	6,626.6
5439000	8/13/2020	3.03	3.03	0.3915	1.35	9827	83.2938%	Fecal		CFU/100 mL	200	283.2	86400	-	6,607.5
5439000	2/4/2006	3.02	3.02	0.3915	1.35	9828	83.3023%	Fecal		CFU/100 mL	200	283.2	86400	-	6,588.3

Gage ID	Date	Discharge (CFS)	Gage Discharge (less Surrogate NPDES) (CFS)	Watershed Area Ratio	Calculated flow (CFS)	Rank	Flow Exceedance %	Parameter	Results	Units (mg or micro_gram	Limit/Standard	100mL/CF	sec/day	Actual Load (million colonies/day)	Allowable Load (million colonies/day)
5439000	12/23/2013	3.02	3.02	0.3915	1.35	9828	83.3023%	Fecal		CFU/100 mL	200	283.2	86400	-	6,588.3
5439000	8/19/2021	3.02	3.02	0.3915	1.35	9828	83.3023%	Fecal		CFU/100 mL	200	283.2	86400	-	6,588.3
5439000	9/28/1990	3	3	0.3915	1.34	9831	83.3277%	Fecal		CFU/100 mL	200	283.2	86400	-	6,550.0
5439000	9/29/1990	3	3	0.3915	1.34	9831	83.3277%	Fecal		CFU/100 mL	200	283.2	86400	-	6,550.0
5439000	10/2/1990	3	3	0.3915	1.34	9831	83.3277%	Fecal		CFU/100 mL	200	283.2	86400	-	6,550.0
5439000	8/6/1991	3	3	0.3915	1.34	9831	83.3277%	Fecal		CFU/100 mL	200	283.2	86400	-	6,550.0
5439000	9/7/1991	3	3	0.3915	1.34	9831	83.3277%	Fecal		CFU/100 mL	200	283.2	86400	-	6,550.0
5439000	9/19/1991	3	3	0.3915	1.34	9831	83.3277%	Fecal		CFU/100 mL	200	283.2	86400	-	6,550.0
5439000	9/22/1991	3	3	0.3915	1.34	9831	83.3277%	Fecal		CFU/100 mL	200	283.2	86400	-	6,550.0
5439000	10/20/1991	3	3	0.3915	1.34	9831	83.3277%	Fecal		CFU/100 mL	200	283.2	86400	-	6,550.0
5439000	10/21/1991	3	3	0.3915	1.34	9831	83.3277%	Fecal		CFU/100 mL	200	283.2	86400	-	6,550.0
5439000	10/1/1995	3	3	0.3915	1.34	9831	83.3277%	Fecal		CFU/100 mL	200	283.2	86400	-	6,550.0
5439000	8/2/1998	3	3	0.3915	1.34	9831	83.3277%	Fecal		CFU/100 mL	200	283.2	86400	-	6,550.0
5439000	11/22/1999	3	3	0.3915	1.34	9831	83.3277%	Fecal		CFU/100 mL	200	283.2	86400	-	6,550.0
5439000	8/28/2000	3	3	0.3915	1.34	9831	83.3277%	Fecal		CFU/100 mL	200	283.2	86400	-	6,550.0
5439000	8/18/2001	3	3	0.3915	1.34	9831	83.3277%	Fecal		CFU/100 mL	200	283.2	86400	-	6,550.0
5439000	7/21/2005	3	3	0.3915	1.34	9831	83.3277%	Fecal		CFU/100 mL	200	283.2	86400	-	6,550.0
5439000	8/17/2011	3	3	0.3915	1.34	9831	83.3277%	Fecal		CFU/100 mL	200	283.2	86400	-	6,550.0
5439000	8/25/2018	3	3	0.3915	1.34	9831	83.3277%	Fecal		CFU/100 mL	200	283.2	86400	-	6,550.0
5439000	3/26/2003	2.99	2.99	0.3915	1.33	9848	83.4718%	Fecal		CFU/100 mL	200	283.2	86400	-	6,530.8
5439000	7/27/2005	2.99	2.99	0.3915	1.33	9848	83.4718%	Fecal		CFU/100 mL	200	283.2	86400	-	6,530.8
5439000	3/30/2003	2.98	2.98	0.3915	1.33	9850	83.4887%	Fecal		CFU/100 mL	200	283.2	86400	-	6,511.7
5439000	11/8/2006	2.98	2.98	0.3915	1.33	9850	83.4887%	Fecal		CFU/100 mL	200	283.2	86400	-	6,511.7
5439000	9/17/2009	2.98	2.98	0.3915	1.33	9850	83.4887%	Fecal		CFU/100 mL	200	283.2	86400	-	6,511.7
5439000	1/10/2013	2.98	2.98	0.3915	1.33	9850	83.4887%	Fecal		CFU/100 mL	200	283.2	86400	-	6,511.7
5439000	10/10/2014	2.98	2.98	0.3915	1.33	9850	83.4887%	Fecal		CFU/100 mL	200	283.2	86400	-	6,511.7
5439000	11/6/2006	2.97	2.97	0.3915	1.33	9855	83.5311%	Fecal		CFU/100 mL	200	283.2	86400	-	6,492.5
5439000	11/7/2006	2.97	2.97	0.3915	1.33	9855	83.5311%	Fecal		CFU/100 mL	200	283.2	86400	-	6,492.5
5439000	8/12/2018	2.97	2.97	0.3915	1.33	9855	83.5311%	Fecal		CFU/100 mL	200	283.2	86400	-	6,492.5
5439000	8/12/2004	2.96	2.96	0.3915	1.32	9858	83.5565%	Fecal		CFU/100 mL	200	283.2	86400	-	6,473.4
5439000	7/2/2005	2.96	2.96	0.3915	1.32	9858	83.5565%	Fecal		CFU/100 mL	200	283.2	86400	-	6,473.4
5439000	11/21/2006	2.95	2.95	0.3915	1.32	9860	83.5735%	Fecal		CFU/100 mL	200	283.2	86400	-	6,454.2
5439000	9/22/2014	2.95	2.95	0.3915	1.32	9860	83.5735%	Fecal		CFU/100 mL	200	283.2	86400	-	6,454.2
5439000	8/11/2004	2.94	2.94	0.3915	1.31	9862	83.5904%	Fecal		CFU/100 mL	200	283.2	86400	-	6,435.1
5439000	11/8/2004	2.93	2.93	0.3915	1.31	9863	83.5989%	Fecal		CFU/100 mL	200	283.2	86400	-	6,415.9
5439000	7/6/2005	2.93	2.93	0.3915	1.31	9863	83.5989%	Fecal		CFU/100 mL	200	283.2	86400	-	6,415.9
5439000	10/12/2010	2.93	2.93	0.3915	1.31	9863	83.5989%	Fecal		CFU/100 mL	200	283.2	86400	-	6,415.9
5439000	1/10/2014	2.93	2.93	0.3915	1.31	9863	83.5989%	Fecal		CFU/100 mL	200	283.2	86400	-	6,415.9
5439000	9/20/2014	2.93	2.93	0.3915	1.31	9863	83.5989%	Fecal		CFU/100 mL	200	283.2	86400	-	6,415.9
5439000	9/3/1994	2.92	2.92	0.3915	1.31	9868	83.6413%	Fecal		CFU/100 mL	200	283.2	86400	-	6,396.7
5439000	7/19/2002	2.92	2.92	0.3915	1.31	9868	83.6413%	Fecal		CFU/100 mL	200	283.2	86400	-	6,396.7
5439000	11/6/2002	2.91	2.91	0.3915	1.30	9870	83.6582%	Fecal		CFU/100 mL	200	283.2	86400	-	6,377.6
5439000	9/4/2011	2.91	2.91	0.3915	1.30	9870	83.6582%	Fecal		CFU/100 mL	200	283.2	86400	-	6,377.6
5439000	9/20/2018	2.91	2.91	0.3915	1.30	9870	83.6582%	Fecal		CFU/100 mL	200	283.2	86400	-	6,377.6
5439000	9/30/1990	2.9	2.9	0.3915	1.30	9873	83.6837%	Fecal		CFU/100 mL	200	283.2	86400	-	6,358.4
5439000	10/23/1991	2.9	2.9	0.3915	1.30	9873	83.6837%	Fecal		CFU/100 mL	200	283.2	86400	-	6,358.4
5439000	8/15/1992	2.9	2.9	0.3915	1.30	9873	83.6837%	Fecal		CFU/100 mL	200	283.2	86400	-	6,358.4
5439000	8/29/1992	2.9	2.9	0.3915	1.30	9873	83.6837%	Fecal		CFU/100 mL	200	283.2	86400	-	6,358.4
5439000	10/17/1995	2.9	2.9	0.3915	1.30	9873	83.6837%	Fecal		CFU/100 mL	200	283.2	86400	-	6,358.4
5439000	10/11/1996	2.9	2.9	0.3915	1.30	9873	83.6837%	Fecal		CFU/100 mL	200	283.2	86400	-	6,358.4
5439000	10/12/1996	2.9	2.9	0.3915	1.30	9873	83.6837%	Fecal		CFU/100 mL	200	283.2	86400	-	6,358.4
5439000	11/14/1996	2.9	2.9	0.3915	1.30	9873	83.6837%	Fecal		CFU/100 mL	200	283.2	86400	-	6,358.4
5439000	11/15/1996	2.9	2.9	0.3915	1.30	9873	83.6837%	Fecal		CFU/100 mL	200	283.2	86400	-	6,358.4
5439000	11/16/1996	2.9	2.9	0.3915	1.30	9873	83.6837%	Fecal		CFU/100 mL	200	283.2	86400	-	6,358.4
5439000	11/29/1996	2.9	2.9	0.3915	1.30	9873	83.6837%	Fecal		CFU/100 mL	200	283.2	86400	-	6,358.4
5439000	10/1/1998	2.9	2.9	0.3915	1.30	9873	83.6837%	Fecal		CFU/100 mL	200	283.2	86400	-	6,358.4
5439000	11/21/1999	2.9	2.9	0.3915	1.30	9873	83.6837%	Fecal		CFU/100 mL	200	283.2	86400	-	6,358.4
5439000	7/20/2001	2.9	2.9	0.3915	1.30	9873	83.6837%	Fecal		CFU/100 mL	200	283.2	86400	-	6,358.4
5439000	1/4/2004	2.9	2.9	0.3915	1.30	9873	83.6837%	Fecal		CFU/100 mL	200	283.2	86400	-	6,358.4
5439000	8/19/2005	2.9	2.9	0.3915	1.30	9873	83.6837%	Fecal		CFU/100 mL	200	283.2	86400	-	6,358.4
5439000	8/26/2013	2.89	2.89	0.3915	1.30	9889	83.8193%	Fecal		CFU/100 mL	200	283.2	86400	-	6,339.3
5439000	8/21/2018	2.89	2.89	0.3915	1.30	9889	83.8193%	Fecal		CFU/100 mL	200	283.2	86400	-	6,339.3
5439000	8/3/2003	2.88	2.88	0.3915	1.29	9891	83.8362%	Fecal		CFU/100 mL	200	283.2	86400	-	6,320.1
5439000	8/9/2019	2.88	2.88	0.3915	1.29	9891	83.8362%	Fecal		CFU/100 mL	200	283.2	86400	-	6,320.1
5439000	11/9/2006	2.86	2.86	0.3915	1.28	9893	83.8532%	Fecal		CFU/100 mL	200	283.2	86400	-	6,281.8
5439000	7/28/2003	2.85	2.85	0.3915	1.28	9894	83.8617%	Fecal		CFU/100 mL	200	283.2	86400	-	6,262.6
5439000	9/15/2015	2.85	2.85	0.3915	1.28	9894	83.8617%	Fecal		CFU/100 mL	200	283.2	86400	-	6,262.6
5439000	8/20/2021	2.85	2.85	0.3915	1.28	9894	83.8617%	Fecal		CFU/100 mL	200	283.2	86400	-	6,262.6
5439000	11/11/2002	2.84	2.84	0.3915	1.28	9897	83.8871%	Fecal		CFU/100 mL	200	283.2	86400	-	6,243.5
5439000	8/28/2004	2.84	2.84	0.3915	1.28	9897	83.8871%	Fecal		CFU/100 mL	200	283.2	86400	-	6,243.5
5439000	12/7/2021	2.84	2.84	0.3915	1.28	9897	83.8871%	Fecal		CFU/100 mL	200	283.2	86400	-	6,243.5
5439000	10/1/2001	2.83	2.83	0.3915	1.27	9900	83.9125%	Fecal		CFU/100 mL	200	283.2	86400	-	6,224.3
5439000	11/10/2002	2.83	2.83	0.3915	1.27	9900	83.9125%	Fecal		CFU/100 mL	200	283.2	86400	-	6,224.3
5439000	6/28/2005	2.83	2.83	0.3915	1.27	9900	83.9125%	Fecal		CFU/100 mL	200	283.2	86400	-	6,224.3
5439000	7/4/2012	2.83	2.83	0.3915	1.27	9900	83.9125%	Fecal		CFU/100 mL	200	283.2	86400	-	6,224.3
5439000	1/15/2013	2.83	2.83	0.3915	1.27	9900	83.9125%	Fecal		CFU/100 mL	200	283.2	86400	-	6,224.3
5439000	9/17/2015	2.83	2.83	0.3915	1.27	9900	83.9125%	Fecal		CFU/100 mL	200	283.2	86400	-	6,224.3
5439000	8/16/2020	2.83	2.83	0.3915	1.27	9900	83.9125%	Fecal		CFU/100 mL	200	283.2	86400	-	6,224.3
5439000	11/13/2013	2.82	2.82	0.3915	1.27	9907	83.9719%	Fecal		CFU/100 mL	200	283.2	86400	-	6,205.2
5439000	9/29/2020	2.82	2.82	0.3915	1.27	9907	83.9719%	Fecal		CFU/100 mL	200	283.2	86400	-	6,205.2
5439000	12/22/2013	2.81	2.81	0.3915	1.26	9909	83.9888%	Fecal		CFU/100 mL	200	283.2	86400	-	6,186.0
5439000	8/24/2020	2.81	2.81	0.3915	1.26	9909	83.9888%	Fecal		CFU/100 mL	200	283.2	86400	-	6,186.0
5439000	8/5/1991	2.8	2.8	0.3915	1.26	9911	84.0058%	Fecal		CFU/100 mL	200	283.2	86400	-	6,166.9
5439000	9/20/1991	2.8	2.8	0.3915	1.26	9911	84.0058%	Fecal		CFU/100 mL	200	283.2	86400	-	6,166.9
5439000	8/23/1995	2.8	2.8	0.3915	1.26	9911	84.0058%	Fecal		CFU/100 mL	200	283.2	86400	-	6,166.9
5439000	10/21/1995	2.8	2.8	0.3915	1.26	9911	84.0058%	Fecal		CFU/100 mL	200	283.2	86400	-	6,166.9
5439000	2/2/1996	2.8	2.8	0.3915	1.26	9911	84.0058%	Fecal		CFU/100 mL	200	283.2	86400	-	6,166.9
5439000	10/14/1996	2.8	2.8	0.3915	1.26	9911	84.0058%	Fecal		CFU/100 mL	200	283.2	86400	-	6,166.9
5439000	11/27/1996	2.8	2.8	0.3915	1.26	9911	84.0058%	Fecal		CFU/100 mL	200	283.2	86400	-	6,166.9
5439000	8/31/1998	2.8	2.8	0.3915	1.26	9911	84.0058%	Fecal		CFU/100 mL	200	283.2	86400	-	6,166.9
5439000	11/29/1999	2.8	2.8	0.3915	1.26	9911	84.0058%	Fecal		CFU/100 mL	200	283.2	86400	-	6,166.9
5439000	8/27/2000	2.8	2.8	0.3915	1.26	9911	84.0058%	Fecal		CFU/100 mL	200	283.2	86400	-	6,166.9
5439000	10/13/2013	2.8	2.8	0.3915	1.26	9911	84.0058%	Fecal		CFU/100 mL	200	283.2	86400	-	6,166.9
5439000	9/22/2020	2.8	2.8	0.3915	1.26	9911	84.0058%	Fecal		CFU/100 mL	200	283.2	86400	-	6,166.9
5439000	4/1/2003	2.79	2.79	0.3915	1.26	9923	84.1075%	Fecal		CFU/100 mL	200	283.2	86400	-	6,147.7
5439000	12/5/2003	2.79	2.79	0.3915	1.26	9923	84.1075%	Fecal		CFU/100 mL	200	283.2	86400	-	6,147.7
5439000	8/6/2013	2.79	2.79	0.3915	1.26	9923	84.1075%	Fecal		CFU/100 mL	200	283.2	86400	-	6,147.7
5439000	11/21/2003	2.78	2.78	0.3915	1.25	9926	84.1329%	Fecal		CFU/100 mL	200	283.2	86400	-	6,128.5
5439000	7/28/2004	2.78	2.78	0.3915	1.25	9926	84.1329%	Fecal		CFU/100 mL	200	283.2	86400	-	6,128.5
5439000	9/24/2010	2.78	2.78	0.3915	1.25	9926	84.1329%	Fecal		CFU/100 mL	200	283.2	86400	-	6,128.5
5439000	12/5/2010	2.78	2.78	0.3915	1.25	9926	84.1329%	Fecal		CFU/100 mL	200	283.2	86400	-	6,128.5
5439000	8/11/2016	2.78	2.78	0.3915	1.25	9926	84.1329%	Fecal		CFU/100 mL	200	283.2	86400	-	6,128.5
5439000	8/13/2018	2.78	2.78	0.3915	1.25	9926	84.1329%	Fecal		CFU/100 mL	200	283.2	86400	-	6,128.5
5439000	8/19/2018	2.78	2.78	0.3915	1.25	9926	84.1329%	Fecal		CFU/100 mL	200	283.2	86400	-	6,128.5
5439000	8/17/2018	2.75	2.75	0.3915	1.24	9933	84.1922%	Fecal		CFU/100 mL	200	283.2	86400	-	6,071.1
5439000	8/16/2018	2.74	2.74	0.3915	1.24	9934	84.2007%	Fecal		CFU/100 mL	200	283.2	86400	-	6,051.9
5439000	8/18/2018	2.74	2.74	0.3915	1.24	9934	84.2007%	Fecal		CFU/100 mL	200	283.2	86400	-	6,051.9
5439000	11/7/2002	2.73	2.73	0.3915	1.23	9936	84.2177%	Fecal		CFU/100 mL	200	283.2	86400	-	6,032.8
5439000	9/3/2011	2.73	2.73	0.3915	1.23	9936	84.2177%	Fecal		CFU/100 mL	200	283.2	86400	-	6,032.8
5439000	7/18/2006	2.72	2.72	0.3915	1.23	9938	84.2346%	Fecal		CFU/100 mL	200	283.2	86400	-	6,013.6
5439000	9/10/2008	2.72	2.72	0.3915	1.23	9938	84.2346%	Fecal		CFU/100 mL	200	283.2	86400	-	6,013.6
5439000	9/27/2015	2.72	2.72	0.3915	1.23	9938	84.2346%	Fecal		CFU/100 mL	200	283.2	86400	-	6,013.6
5439000	1/4/2006	2.71	2.71	0.3915	1.22	9941	84.2600%	Fecal		CFU/100 mL	200	283.2	86400	-	5,994.4
5439000	8/20/2018	2.71	2.71	0.3915	1.22	9941	84.2600%	Fecal		CFU/100 mL	200	283.2	86400	-	5,994.4
5439000	9/14/2018	2.71	2.71	0.3915	1.22	9941	84.2600%	Fecal		CFU/100 mL	200	283.2	86400	-	5,994.4
5439000	7/31/1991	2.7	2.7	0.3915	1.22	9944	84.2855%	Fecal		CFU/100 mL	200	283.2	86400	-	5,975.3
5439000	8/4/1991	2.7	2.7	0.3915	1.22	9944	84.2855%	Fecal		CFU/100 mL	200	283.2	86400	-	5,975.3
5439000	8/20/1991	2.7	2.7	0.3915	1.22	9944	84.2855%	Fecal		CFU/100 mL	200	283.2	86400	-	5,975.3
5439000	10/15/1991	2.7	2.7	0.3915	1.22	9944	84.2855%	Fecal		CFU/100 mL	200	283.2	86400	-	5,975.3
5439000	10/22/1991	2.7	2.7	0.3915	1.22	9944	84.2855%	Fecal		CFU/100 mL	200	283.2	86400	-	5,975.3
5439000	9/6/1992	2.7	2.7	0.3915	1.22	9944	84.2855%	Fecal		CFU/100 mL	200	283.2	86400	-	5,975.3
5439000	9/7/1992	2.7	2.7	0.3915	1.22	9944	84.2855%	Fecal		CFU/100 mL	200	283.2	86400	-	5,975.3
5439000	10/22/1995	2.7	2.7	0.3915	1.22	9944	84.2855%	Fecal		CFU/100 mL	200	283.2	86400	-	5,975.3
5439000	10/26/1995	2.7	2.7	0.3915	1.22	9944	84.2855%	Fecal		CFU/100 mL	200	283.2	86400	-	5,975.3
5439000	10/10/1996	2.7	2.7	0.3915	1.22	9944	84.2855%	Fecal		CFU/100 mL	200	283.2	86400	-	5,975.3
5439000	10/26/1996	2.7	2.7	0.3915	1.22	9944	84.2855%	Fecal		CFU/100 mL	200	283.2	86400	-	5,975.3

Gage ID	Date	Discharge (CFS)	Gage Discharge (less Surrogate NPDES) (CFS)	Watershed Area Ratio	Calculated flow (CFS)	Rank	Flow Exceedance %	Parameter	Results	Units (mg or micro_gram	Limit/Standard	100mL/CF	sec/day	Actual Load (million colonies/day)	Allowable Load (million colonies/day)
5439000	10/27/1996	2.7	2.7	0.3915	1.22	9944	84.2855%	Fecal		CFU/100 mL	200	283.2	86400	-	5,975.3
5439000	11/25/1996	2.7	2.7	0.3915	1.22	9944	84.2855%	Fecal		CFU/100 mL	200	283.2	86400	-	5,975.3
5439000	1/17/2004	2.7	2.7	0.3915	1.22	9944	84.2855%	Fecal		CFU/100 mL	200	283.2	86400	-	5,975.3
5439000	9/2/1994	2.69	2.69	0.3915	1.22	9958	84.4041%	Fecal		CFU/100 mL	200	283.2	86400	-	5,956.1
5439000	11/24/2004	2.69	2.69	0.3915	1.22	9958	84.4041%	Fecal		CFU/100 mL	200	283.2	86400	-	5,956.1
5439000	11/29/2005	2.69	2.69	0.3915	1.22	9958	84.4041%	Fecal		CFU/100 mL	200	283.2	86400	-	5,956.1
5439000	11/22/2006	2.69	2.69	0.3915	1.22	9958	84.4041%	Fecal		CFU/100 mL	200	283.2	86400	-	5,956.1
5439000	9/18/2009	2.69	2.69	0.3915	1.22	9958	84.4041%	Fecal		CFU/100 mL	200	283.2	86400	-	5,956.1
5439000	10/12/2014	2.69	2.69	0.3915	1.22	9958	84.4041%	Fecal		CFU/100 mL	200	283.2	86400	-	5,956.1
5439000	8/29/2002	2.68	2.68	0.3915	1.21	9964	84.4550%	Fecal		CFU/100 mL	200	283.2	86400	-	5,937.0
5439000	11/7/2004	2.68	2.68	0.3915	1.21	9964	84.4550%	Fecal		CFU/100 mL	200	283.2	86400	-	5,937.0
5439000	9/23/2014	2.68	2.68	0.3915	1.21	9964	84.4550%	Fecal		CFU/100 mL	200	283.2	86400	-	5,937.0
5439000	8/14/2018	2.68	2.68	0.3915	1.21	9964	84.4550%	Fecal		CFU/100 mL	200	283.2	86400	-	5,937.0
5439000	10/6/2002	2.67	2.67	0.3915	1.21	9968	84.4889%	Fecal		CFU/100 mL	200	283.2	86400	-	5,917.8
5439000	10/17/2021	2.67	2.67	0.3915	1.21	9968	84.4889%	Fecal		CFU/100 mL	200	283.2	86400	-	5,917.8
5439000	7/17/2002	2.65	2.65	0.3915	1.20	9970	84.5058%	Fecal		CFU/100 mL	200	283.2	86400	-	5,879.5
5439000	8/6/2012	2.65	2.65	0.3915	1.20	9970	84.5058%	Fecal		CFU/100 mL	200	283.2	86400	-	5,879.5
5439000	9/16/2013	2.65	2.65	0.3915	1.20	9970	84.5058%	Fecal		CFU/100 mL	200	283.2	86400	-	5,879.5
5439000	9/6/1994	2.64	2.64	0.3915	1.20	9973	84.5313%	Fecal		CFU/100 mL	200	283.2	86400	-	5,860.3
5439000	8/21/2021	2.64	2.64	0.3915	1.20	9973	84.5313%	Fecal		CFU/100 mL	200	283.2	86400	-	5,860.3
5439000	11/21/2004	2.63	2.63	0.3915	1.19	9975	84.5482%	Fecal		CFU/100 mL	200	283.2	86400	-	5,841.2
5439000	7/20/2005	2.63	2.63	0.3915	1.19	9975	84.5482%	Fecal		CFU/100 mL	200	283.2	86400	-	5,841.2
5439000	9/29/2009	2.62	2.62	0.3915	1.19	9977	84.5652%	Fecal		CFU/100 mL	200	283.2	86400	-	5,822.0
5439000	9/28/2015	2.62	2.62	0.3915	1.19	9977	84.5652%	Fecal		CFU/100 mL	200	283.2	86400	-	5,822.0
5439000	8/15/2016	2.62	2.62	0.3915	1.19	9977	84.5652%	Fecal		CFU/100 mL	200	283.2	86400	-	5,822.0
5439000	8/16/1992	2.6	2.6	0.3915	1.18	9980	84.5906%	Fecal		CFU/100 mL	200	283.2	86400	-	5,783.7
5439000	8/7/1994	2.6	2.6	0.3915	1.18	9980	84.5906%	Fecal		CFU/100 mL	200	283.2	86400	-	5,783.7
5439000	10/9/1996	2.6	2.6	0.3915	1.18	9980	84.5906%	Fecal		CFU/100 mL	200	283.2	86400	-	5,783.7
5439000	11/7/1997	2.6	2.6	0.3915	1.18	9980	84.5906%	Fecal		CFU/100 mL	200	283.2	86400	-	5,783.7
5439000	12/25/1997	2.6	2.6	0.3915	1.18	9980	84.5906%	Fecal		CFU/100 mL	200	283.2	86400	-	5,783.7
5439000	9/7/1998	2.6	2.6	0.3915	1.18	9980	84.5906%	Fecal		CFU/100 mL	200	283.2	86400	-	5,783.7
5439000	10/12/1998	2.6	2.6	0.3915	1.18	9980	84.5906%	Fecal		CFU/100 mL	200	283.2	86400	-	5,783.7
5439000	12/2/1999	2.6	2.6	0.3915	1.18	9980	84.5906%	Fecal		CFU/100 mL	200	283.2	86400	-	5,783.7
5439000	7/17/2001	2.6	2.6	0.3915	1.18	9980	84.5906%	Fecal		CFU/100 mL	200	283.2	86400	-	5,783.7
5439000	10/4/2013	2.6	2.6	0.3915	1.18	9980	84.5906%	Fecal		CFU/100 mL	200	283.2	86400	-	5,783.7
5439000	8/24/2019	2.6	2.6	0.3915	1.18	9980	84.5906%	Fecal		CFU/100 mL	200	283.2	86400	-	5,783.7
5439000	8/14/2020	2.6	2.6	0.3915	1.18	9980	84.5906%	Fecal		CFU/100 mL	200	283.2	86400	-	5,783.7
5439000	8/4/2003	2.59	2.59	0.3915	1.18	9992	84.6923%	Fecal		CFU/100 mL	200	283.2	86400	-	5,764.6
5439000	11/23/2006	2.59	2.59	0.3915	1.18	9992	84.6923%	Fecal		CFU/100 mL	200	283.2	86400	-	5,764.6
5439000	7/10/2012	2.59	2.59	0.3915	1.18	9992	84.6923%	Fecal		CFU/100 mL	200	283.2	86400	-	5,764.6
5439000	8/25/2020	2.59	2.59	0.3915	1.18	9992	84.6923%	Fecal		CFU/100 mL	200	283.2	86400	-	5,764.6
5439000	11/9/2002	2.58	2.58	0.3915	1.17	9996	84.7262%	Fecal		CFU/100 mL	200	283.2	86400	-	5,745.4
5439000	8/26/2020	2.58	2.58	0.3915	1.17	9996	84.7262%	Fecal		CFU/100 mL	200	283.2	86400	-	5,745.4
5439000	10/6/2013	2.57	2.57	0.3915	1.17	9998	84.7432%	Fecal		CFU/100 mL	200	283.2	86400	-	5,726.2
5439000	8/25/2021	2.57	2.57	0.3915	1.17	9998	84.7432%	Fecal		CFU/100 mL	200	283.2	86400	-	5,726.2
5439000	10/2/2001	2.56	2.56	0.3915	1.17	10000	84.7601%	Fecal		CFU/100 mL	200	283.2	86400	-	5,707.1
5439000	11/17/2003	2.56	2.56	0.3915	1.17	10000	84.7601%	Fecal		CFU/100 mL	200	283.2	86400	-	5,707.1
5439000	12/21/2013	2.56	2.56	0.3915	1.17	10000	84.7601%	Fecal		CFU/100 mL	200	283.2	86400	-	5,707.1
5439000	7/27/2006	2.55	2.55	0.3915	1.16	10003	84.7856%	Fecal		CFU/100 mL	200	283.2	86400	-	5,687.9
5439000	10/2/2015	2.55	2.55	0.3915	1.16	10003	84.7856%	Fecal		CFU/100 mL	200	283.2	86400	-	5,687.9
5439000	8/28/2020	2.55	2.55	0.3915	1.16	10003	84.7856%	Fecal		CFU/100 mL	200	283.2	86400	-	5,687.9
5439000	7/27/2002	2.54	2.54	0.3915	1.16	10006	84.8110%	Fecal		CFU/100 mL	200	283.2	86400	-	5,668.8
5439000	11/8/2002	2.54	2.54	0.3915	1.16	10006	84.8110%	Fecal		CFU/100 mL	200	283.2	86400	-	5,668.8
5439000	8/13/2008	2.54	2.54	0.3915	1.16	10006	84.8110%	Fecal		CFU/100 mL	200	283.2	86400	-	5,668.8
5439000	8/14/2012	2.54	2.54	0.3915	1.16	10006	84.8110%	Fecal		CFU/100 mL	200	283.2	86400	-	5,668.8
5439000	1/9/2004	2.53	2.53	0.3915	1.15	10010	84.8449%	Fecal		CFU/100 mL	200	283.2	86400	-	5,649.6
5439000	11/25/2006	2.53	2.53	0.3915	1.15	10010	84.8449%	Fecal		CFU/100 mL	200	283.2	86400	-	5,649.6
5439000	10/17/2013	2.52	2.52	0.3915	1.15	10012	84.8618%	Fecal		CFU/100 mL	200	283.2	86400	-	5,630.5
5439000	4/22/2003	2.51	2.51	0.3915	1.15	10013	84.8703%	Fecal		CFU/100 mL	200	283.2	86400	-	5,611.3
5439000	9/7/2015	2.51	2.51	0.3915	1.15	10013	84.8703%	Fecal		CFU/100 mL	200	283.2	86400	-	5,611.3
5439000	8/10/2019	2.51	2.51	0.3915	1.15	10013	84.8703%	Fecal		CFU/100 mL	200	283.2	86400	-	5,611.3
5439000	8/15/2020	2.51	2.51	0.3915	1.15	10013	84.8703%	Fecal		CFU/100 mL	200	283.2	86400	-	5,611.3
5439000	8/27/2021	2.51	2.51	0.3915	1.15	10013	84.8703%	Fecal		CFU/100 mL	200	283.2	86400	-	5,611.3
5439000	9/11/1991	2.5	2.5	0.3915	1.14	10018	84.9127%	Fecal		CFU/100 mL	200	283.2	86400	-	5,592.1
5439000	9/30/1991	2.5	2.5	0.3915	1.14	10018	84.9127%	Fecal		CFU/100 mL	200	283.2	86400	-	5,592.1
5439000	10/17/1991	2.5	2.5	0.3915	1.14	10018	84.9127%	Fecal		CFU/100 mL	200	283.2	86400	-	5,592.1
5439000	8/11/1995	2.5	2.5	0.3915	1.14	10018	84.9127%	Fecal		CFU/100 mL	200	283.2	86400	-	5,592.1
5439000	8/24/1995	2.5	2.5	0.3915	1.14	10018	84.9127%	Fecal		CFU/100 mL	200	283.2	86400	-	5,592.1
5439000	9/20/1995	2.5	2.5	0.3915	1.14	10018	84.9127%	Fecal		CFU/100 mL	200	283.2	86400	-	5,592.1
5439000	10/7/1996	2.5	2.5	0.3915	1.14	10018	84.9127%	Fecal		CFU/100 mL	200	283.2	86400	-	5,592.1
5439000	10/28/1996	2.5	2.5	0.3915	1.14	10018	84.9127%	Fecal		CFU/100 mL	200	283.2	86400	-	5,592.1
5439000	11/28/1996	2.5	2.5	0.3915	1.14	10018	84.9127%	Fecal		CFU/100 mL	200	283.2	86400	-	5,592.1
5439000	8/13/1998	2.5	2.5	0.3915	1.14	10018	84.9127%	Fecal		CFU/100 mL	200	283.2	86400	-	5,592.1
5439000	10/13/1998	2.5	2.5	0.3915	1.14	10018	84.9127%	Fecal		CFU/100 mL	200	283.2	86400	-	5,592.1
5439000	10/16/1998	2.5	2.5	0.3915	1.14	10018	84.9127%	Fecal		CFU/100 mL	200	283.2	86400	-	5,592.1
5439000	9/9/2012	2.5	2.5	0.3915	1.14	10018	84.9127%	Fecal		CFU/100 mL	200	283.2	86400	-	5,592.1
5439000	11/24/2013	2.5	2.5	0.3915	1.14	10018	84.9127%	Fecal		CFU/100 mL	200	283.2	86400	-	5,592.1
5439000	7/31/2002	2.49	2.49	0.3915	1.14	10032	85.0314%	Fecal		CFU/100 mL	200	283.2	86400	-	5,573.0
5439000	10/28/2012	2.49	2.49	0.3915	1.14	10032	85.0314%	Fecal		CFU/100 mL	200	283.2	86400	-	5,573.0
5439000	12/24/2013	2.49	2.49	0.3915	1.14	10032	85.0314%	Fecal		CFU/100 mL	200	283.2	86400	-	5,573.0
5439000	9/6/2015	2.49	2.49	0.3915	1.14	10032	85.0314%	Fecal		CFU/100 mL	200	283.2	86400	-	5,573.0
5439000	9/1/2017	2.49	2.49	0.3915	1.14	10032	85.0314%	Fecal		CFU/100 mL	200	283.2	86400	-	5,573.0
5439000	10/3/2021	2.49	2.49	0.3915	1.14	10032	85.0314%	Fecal		CFU/100 mL	200	283.2	86400	-	5,573.0
5439000	12/24/2012	2.48	2.48	0.3915	1.13	10038	85.0822%	Fecal		CFU/100 mL	200	283.2	86400	-	5,553.8
5439000	6/29/2005	2.47	2.47	0.3915	1.13	10039	85.0907%	Fecal		CFU/100 mL	200	283.2	86400	-	5,534.7
5439000	9/29/2015	2.47	2.47	0.3915	1.13	10039	85.0907%	Fecal		CFU/100 mL	200	283.2	86400	-	5,534.7
5439000	8/22/2021	2.47	2.47	0.3915	1.13	10039	85.0907%	Fecal		CFU/100 mL	200	283.2	86400	-	5,534.7
5439000	9/4/1994	2.46	2.46	0.3915	1.13	10042	85.1161%	Fecal		CFU/100 mL	200	283.2	86400	-	5,515.5
5439000	7/18/2002	2.46	2.46	0.3915	1.13	10042	85.1161%	Fecal		CFU/100 mL	200	283.2	86400	-	5,515.5
5439000	10/18/2013	2.46	2.46	0.3915	1.13	10042	85.1161%	Fecal		CFU/100 mL	200	283.2	86400	-	5,515.5
5439000	8/26/2021	2.46	2.46	0.3915	1.13	10042	85.1161%	Fecal		CFU/100 mL	200	283.2	86400	-	5,515.5
5439000	11/7/2003	2.45	2.45	0.3915	1.12	10046	85.1500%	Fecal		CFU/100 mL	200	283.2	86400	-	5,496.3
5439000	7/11/2012	2.45	2.45	0.3915	1.12	10046	85.1500%	Fecal		CFU/100 mL	200	283.2	86400	-	5,496.3
5439000	9/4/2012	2.45	2.45	0.3915	1.12	10046	85.1500%	Fecal		CFU/100 mL	200	283.2	86400	-	5,496.3
5439000	8/26/2015	2.45	2.45	0.3915	1.12	10046	85.1500%	Fecal		CFU/100 mL	200	283.2	86400	-	5,496.3
5439000	9/23/2020	2.45	2.45	0.3915	1.12	10046	85.1500%	Fecal		CFU/100 mL	200	283.2	86400	-	5,496.3
5439000	9/25/2006	2.44	2.44	0.3915	1.12	10051	85.1924%	Fecal		CFU/100 mL	200	283.2	86400	-	5,477.2
5439000	8/27/2020	2.44	2.44	0.3915	1.12	10051	85.1924%	Fecal		CFU/100 mL	200	283.2	86400	-	5,477.2
5439000	8/29/2020	2.44	2.44	0.3915	1.12	10051	85.1924%	Fecal		CFU/100 mL	200	283.2	86400	-	5,477.2
5439000	12/20/2002	2.43	2.43	0.3915	1.12	10054	85.2178%	Fecal		CFU/100 mL	200	283.2	86400	-	5,458.0
5439000	7/26/2012	2.43	2.43	0.3915	1.12	10054	85.2178%	Fecal		CFU/100 mL	200	283.2	86400	-	5,458.0
5439000	11/22/2003	2.42	2.42	0.3915	1.11	10056	85.2348%	Fecal		CFU/100 mL	200	283.2	86400	-	5,438.9
5439000	8/13/2013	2.42	2.42	0.3915	1.11	10056	85.2348%	Fecal		CFU/100 mL	200	283.2	86400	-	5,438.9
5439000	9/15/2016	2.42	2.42	0.3915	1.11	10056	85.2348%	Fecal		CFU/100 mL	200	283.2	86400	-	5,438.9
5439000	8/7/2002	2.41	2.41	0.3915	1.11	10059	85.2602%	Fecal		CFU/100 mL	200	283.2	86400	-	5,419.7
5439000	8/13/2005	2.41	2.41	0.3915	1.11	10059	85.2602%	Fecal		CFU/100 mL	200	283.2	86400	-	5,419.7
5439000	8/18/1991	2.4	2.4	0.3915	1.10	10061	85.2772%	Fecal		CFU/100 mL	200	283.2	86400	-	5,400.6
5439000	10/16/1991	2.4	2.4	0.3915	1.10	10061	85.2772%	Fecal		CFU/100 mL	200	283.2	86400	-	5,400.6
5439000	8/9/1995	2.4	2.4	0.3915	1.10	10061	85.2772%	Fecal		CFU/100 mL	200	283.2	86400	-	5,400.6
5439000	10/8/1996	2.4	2.4	0.3915	1.10	10061	85.2772%	Fecal		CFU/100 mL	200	283.2	86400	-	5,400.6
5439000	10/14/1997	2.4	2.4	0.3915	1.10	10061	85.2772%	Fecal		CFU/100 mL	200	283.2	86400	-	5,400.6
5439000	10/17/1997	2.4	2.4	0.3915	1.10	10061	85.2772%	Fecal		CFU/100 mL	200	283.2	86400	-	5,400.6
5439000	10/30/1997	2.4	2.4	0.3915	1.10	10061	85.2772%	Fecal		CFU/100 mL	200	283.2	86400	-	5,400.6
5439000	10/31/1997	2.4	2.4	0.3915	1.10	10061	85.2772%	Fecal		CFU/100 mL	200	283.2	86400	-	5,400.6
5439000	9/4/1998	2.4	2.4	0.3915	1.10	10061	85.2772%	Fecal		CFU/100 mL	200	283.2	86400	-	5,400.6
5439000	11/30/1999	2.4	2.4	0.3915	1.10	10061	85.2772%	Fecal		CFU/100 mL	200	283.2	86400	-	5,400.6
5439000	12/1/1999	2.4	2.4	0.3915	1.10	10061	85.2772%	Fecal		CFU/100 mL	200	283.2	86400	-	5,400.6
5439000	7/22/2001	2.4	2.4	0.3915	1.10	10061	85.2772%	Fecal		CFU/100 mL	200	283.2	86400	-	5,400.6
5439000	1/5/2004	2.4	2.4	0.3915	1.10	10061	85.2772%	Fecal		CFU/100 mL	200	283.2	86400	-	5,400.6
5439000	7/29/2004	2.4	2.4	0.3915	1.10	10061	85.2772%	Fecal		CFU/100 mL	200	283.2	86400	-	5,400.6
5439000	12/11/2010	2.4	2.4	0.3915	1.10	10061	85.2772%	Fecal		CFU/100 mL	200	283.2	86400	-	5,400.6
5439000	9/22/2012	2.4	2.4	0.3915	1.10	10061	85.2772%	Fecal		CFU/100 mL	200	283.2	86400	-	5,400.6
5439000	8/22/2018	2.4	2.4	0.3915	1.10	10061	85.2772%	Fecal		CFU/100 mL	200	283.2	86400	-	5,400.6
5439000	9/22/2002	2.38	2.38	0.3915	1.10	10078	85.4213%	Fecal		CFU/100 mL	200	283.2	86400	-	5,362.2
5439000	8/25/2015	2.38	2.38	0.3915	1.10	10078	85.4213%	Fecal		CFU/100 mL	200	283.2	86400	-	5,362.2
5439000	10/26/2015	2.38	2.38	0.3915	1.10	10078	85.4213%	Fecal		CFU/100 mL	200	283.2	86400	-	5,362.2

Gage ID	Date	Discharge (CFS)	Gage Discharge (less Surrogate NPDES) (CFS)	Watershed Area Ratio	Calculated flow (CFS)	Rank	Flow Exceedance %	Parameter	Results	Units (mg or micro_gram	Limit/Standard	100mL/CF	sec/day	Actual Load (million colonies/day)	Allowable Load (million colonies/day)
5439000	11/23/2003	2.37	2.37	0.3915	1.09	10081	85.4467%	Fecal		CFU/100 mL	200	283.2	86400	-	5,343.1
5439000	7/26/2005	2.37	2.37	0.3915	1.09	10081	85.4467%	Fecal		CFU/100 mL	200	283.2	86400	-	5,343.1
5439000	1/16/2013	2.37	2.37	0.3915	1.09	10081	85.4467%	Fecal		CFU/100 mL	200	283.2	86400	-	5,343.1
5439000	8/23/2021	2.37	2.37	0.3915	1.09	10081	85.4467%	Fecal		CFU/100 mL	200	283.2	86400	-	5,343.1
5439000	8/24/2021	2.37	2.37	0.3915	1.09	10081	85.4467%	Fecal		CFU/100 mL	200	283.2	86400	-	5,343.1
5439000	7/20/2002	2.36	2.36	0.3915	1.09	10086	85.4891%	Fecal		CFU/100 mL	200	283.2	86400	-	5,323.9
5439000	8/10/2013	2.36	2.36	0.3915	1.09	10086	85.4891%	Fecal		CFU/100 mL	200	283.2	86400	-	5,323.9
5439000	9/30/2015	2.35	2.35	0.3915	1.08	10088	85.5060%	Fecal		CFU/100 mL	200	283.2	86400	-	5,304.8
5439000	9/1/2020	2.35	2.35	0.3915	1.08	10088	85.5060%	Fecal		CFU/100 mL	200	283.2	86400	-	5,304.8
5439000	10/15/2003	2.34	2.34	0.3915	1.08	10090	85.5230%	Fecal		CFU/100 mL	200	283.2	86400	-	5,285.6
5439000	8/15/2018	2.33	2.33	0.3915	1.08	10091	85.5314%	Fecal		CFU/100 mL	200	283.2	86400	-	5,266.5
5439000	9/11/1994	2.32	2.32	0.3915	1.07	10092	85.5399%	Fecal		CFU/100 mL	200	283.2	86400	-	5,247.3
5439000	11/5/2002	2.32	2.32	0.3915	1.07	10092	85.5399%	Fecal		CFU/100 mL	200	283.2	86400	-	5,247.3
5439000	1/18/2014	2.32	2.32	0.3915	1.07	10092	85.5399%	Fecal		CFU/100 mL	200	283.2	86400	-	5,247.3
5439000	2/18/2014	2.32	2.32	0.3915	1.07	10092	85.5399%	Fecal		CFU/100 mL	200	283.2	86400	-	5,247.3
5439000	3/31/2003	2.31	2.31	0.3915	1.07	10096	85.5738%	Fecal		CFU/100 mL	200	283.2	86400	-	5,228.1
5439000	8/25/2004	2.31	2.31	0.3915	1.07	10096	85.5738%	Fecal		CFU/100 mL	200	283.2	86400	-	5,228.1
5439000	12/6/2010	2.31	2.31	0.3915	1.07	10096	85.5738%	Fecal		CFU/100 mL	200	283.2	86400	-	5,228.1
5439000	8/15/1991	2.3	2.3	0.3915	1.06	10099	85.5993%	Fecal		CFU/100 mL	200	283.2	86400	-	5,209.0
5439000	8/21/1991	2.3	2.3	0.3915	1.06	10099	85.5993%	Fecal		CFU/100 mL	200	283.2	86400	-	5,209.0
5439000	9/8/1991	2.3	2.3	0.3915	1.06	10099	85.5993%	Fecal		CFU/100 mL	200	283.2	86400	-	5,209.0
5439000	10/1/1991	2.3	2.3	0.3915	1.06	10099	85.5993%	Fecal		CFU/100 mL	200	283.2	86400	-	5,209.0
5439000	2/3/1996	2.3	2.3	0.3915	1.06	10099	85.5993%	Fecal		CFU/100 mL	200	283.2	86400	-	5,209.0
5439000	11/3/1997	2.3	2.3	0.3915	1.06	10099	85.5993%	Fecal		CFU/100 mL	200	283.2	86400	-	5,209.0
5439000	8/3/1998	2.3	2.3	0.3915	1.06	10099	85.5993%	Fecal		CFU/100 mL	200	283.2	86400	-	5,209.0
5439000	9/1/1998	2.3	2.3	0.3915	1.06	10099	85.5993%	Fecal		CFU/100 mL	200	283.2	86400	-	5,209.0
5439000	9/3/2000	2.3	2.3	0.3915	1.06	10099	85.5993%	Fecal		CFU/100 mL	200	283.2	86400	-	5,209.0
5439000	9/4/2000	2.3	2.3	0.3915	1.06	10099	85.5993%	Fecal		CFU/100 mL	200	283.2	86400	-	5,209.0
5439000	9/5/2000	2.3	2.3	0.3915	1.06	10099	85.5993%	Fecal		CFU/100 mL	200	283.2	86400	-	5,209.0
5439000	7/21/2001	2.3	2.3	0.3915	1.06	10099	85.5993%	Fecal		CFU/100 mL	200	283.2	86400	-	5,209.0
5439000	8/6/2001	2.3	2.3	0.3915	1.06	10099	85.5993%	Fecal		CFU/100 mL	200	283.2	86400	-	5,209.0
5439000	7/25/2006	2.29	2.29	0.3915	1.06	10112	85.7094%	Fecal		CFU/100 mL	200	283.2	86400	-	5,189.8
5439000	12/6/2003	2.28	2.28	0.3915	1.06	10113	85.7179%	Fecal		CFU/100 mL	200	283.2	86400	-	5,170.7
5439000	8/19/2004	2.28	2.28	0.3915	1.06	10113	85.7179%	Fecal		CFU/100 mL	200	283.2	86400	-	5,170.7
5439000	11/14/2010	2.28	2.28	0.3915	1.06	10113	85.7179%	Fecal		CFU/100 mL	200	283.2	86400	-	5,170.7
5439000	11/14/2013	2.28	2.28	0.3915	1.06	10113	85.7179%	Fecal		CFU/100 mL	200	283.2	86400	-	5,170.7
5439000	8/31/2020	2.28	2.28	0.3915	1.06	10113	85.7179%	Fecal		CFU/100 mL	200	283.2	86400	-	5,170.7
5439000	9/19/2006	2.27	2.27	0.3915	1.05	10118	85.7603%	Fecal		CFU/100 mL	200	283.2	86400	-	5,151.5
5439000	11/26/2006	2.27	2.27	0.3915	1.05	10118	85.7603%	Fecal		CFU/100 mL	200	283.2	86400	-	5,151.5
5439000	11/13/2010	2.27	2.27	0.3915	1.05	10118	85.7603%	Fecal		CFU/100 mL	200	283.2	86400	-	5,151.5
5439000	10/1/2015	2.26	2.26	0.3915	1.05	10121	85.7857%	Fecal		CFU/100 mL	200	283.2	86400	-	5,132.4
5439000	8/7/2004	2.25	2.25	0.3915	1.04	10122	85.7942%	Fecal		CFU/100 mL	200	283.2	86400	-	5,113.2
5439000	9/22/2010	2.25	2.25	0.3915	1.04	10122	85.7942%	Fecal		CFU/100 mL	200	283.2	86400	-	5,113.2
5439000	8/7/2013	2.25	2.25	0.3915	1.04	10122	85.7942%	Fecal		CFU/100 mL	200	283.2	86400	-	5,113.2
5439000	1/19/2014	2.25	2.25	0.3915	1.04	10122	85.7942%	Fecal		CFU/100 mL	200	283.2	86400	-	5,113.2
5439000	2/5/2006	2.24	2.24	0.3915	1.04	10126	85.8281%	Fecal		CFU/100 mL	200	283.2	86400	-	5,094.0
5439000	7/19/2006	2.24	2.24	0.3915	1.04	10126	85.8281%	Fecal		CFU/100 mL	200	283.2	86400	-	5,094.0
5439000	8/8/2013	2.24	2.24	0.3915	1.04	10126	85.8281%	Fecal		CFU/100 mL	200	283.2	86400	-	5,094.0
5439000	9/15/2018	2.24	2.24	0.3915	1.04	10126	85.8281%	Fecal		CFU/100 mL	200	283.2	86400	-	5,094.0
5439000	11/24/2003	2.23	2.23	0.3915	1.04	10130	85.8620%	Fecal		CFU/100 mL	200	283.2	86400	-	5,074.9
5439000	10/4/2020	2.23	2.23	0.3915	1.04	10130	85.8620%	Fecal		CFU/100 mL	200	283.2	86400	-	5,074.9
5439000	7/30/2004	2.22	2.22	0.3915	1.03	10132	85.8790%	Fecal		CFU/100 mL	200	283.2	86400	-	5,055.7
5439000	9/30/2009	2.22	2.22	0.3915	1.03	10132	85.8790%	Fecal		CFU/100 mL	200	283.2	86400	-	5,055.7
5439000	9/26/2020	2.22	2.22	0.3915	1.03	10132	85.8790%	Fecal		CFU/100 mL	200	283.2	86400	-	5,055.7
5439000	10/31/2004	2.21	2.21	0.3915	1.03	10135	85.9044%	Fecal		CFU/100 mL	200	283.2	86400	-	5,036.6
5439000	10/20/2006	2.21	2.21	0.3915	1.03	10135	85.9044%	Fecal		CFU/100 mL	200	283.2	86400	-	5,036.6
5439000	11/6/2010	2.21	2.21	0.3915	1.03	10135	85.9044%	Fecal		CFU/100 mL	200	283.2	86400	-	5,036.6
5439000	10/18/2021	2.21	2.21	0.3915	1.03	10135	85.9044%	Fecal		CFU/100 mL	200	283.2	86400	-	5,036.6
5439000	9/1/1992	2.2	2.2	0.3915	1.03	10139	85.9383%	Fecal		CFU/100 mL	200	283.2	86400	-	5,017.4
5439000	8/8/1995	2.2	2.2	0.3915	1.03	10139	85.9383%	Fecal		CFU/100 mL	200	283.2	86400	-	5,017.4
5439000	11/4/1997	2.2	2.2	0.3915	1.03	10139	85.9383%	Fecal		CFU/100 mL	200	283.2	86400	-	5,017.4
5439000	8/2/1999	2.2	2.2	0.3915	1.03	10139	85.9383%	Fecal		CFU/100 mL	200	283.2	86400	-	5,017.4
5439000	8/12/1999	2.2	2.2	0.3915	1.03	10139	85.9383%	Fecal		CFU/100 mL	200	283.2	86400	-	5,017.4
5439000	8/31/2000	2.2	2.2	0.3915	1.03	10139	85.9383%	Fecal		CFU/100 mL	200	283.2	86400	-	5,017.4
5439000	9/17/2000	2.2	2.2	0.3915	1.03	10139	85.9383%	Fecal		CFU/100 mL	200	283.2	86400	-	5,017.4
5439000	7/30/2001	2.2	2.2	0.3915	1.03	10139	85.9383%	Fecal		CFU/100 mL	200	283.2	86400	-	5,017.4
5439000	9/4/2001	2.2	2.2	0.3915	1.03	10139	85.9383%	Fecal		CFU/100 mL	200	283.2	86400	-	5,017.4
5439000	7/29/2003	2.2	2.2	0.3915	1.03	10139	85.9383%	Fecal		CFU/100 mL	200	283.2	86400	-	5,017.4
5439000	7/3/2005	2.2	2.2	0.3915	1.03	10139	85.9383%	Fecal		CFU/100 mL	200	283.2	86400	-	5,017.4
5439000	11/13/2012	2.2	2.2	0.3915	1.03	10139	85.9383%	Fecal		CFU/100 mL	200	283.2	86400	-	5,017.4
5439000	8/17/2020	2.2	2.2	0.3915	1.03	10139	85.9383%	Fecal		CFU/100 mL	200	283.2	86400	-	5,017.4
5439000	10/3/2001	2.19	2.19	0.3915	1.02	10152	86.0485%	Fecal		CFU/100 mL	200	283.2	86400	-	4,998.3
5439000	3/23/2003	2.19	2.19	0.3915	1.02	10152	86.0485%	Fecal		CFU/100 mL	200	283.2	86400	-	4,998.3
5439000	12/1/2005	2.19	2.19	0.3915	1.02	10152	86.0485%	Fecal		CFU/100 mL	200	283.2	86400	-	4,998.3
5439000	9/4/2013	2.18	2.18	0.3915	1.02	10155	86.0739%	Fecal		CFU/100 mL	200	283.2	86400	-	4,979.1
5439000	8/26/2018	2.18	2.18	0.3915	1.02	10155	86.0739%	Fecal		CFU/100 mL	200	283.2	86400	-	4,979.1
5439000	9/15/2006	2.17	2.17	0.3915	1.01	10157	86.0909%	Fecal		CFU/100 mL	200	283.2	86400	-	4,959.9
5439000	9/11/2010	2.17	2.17	0.3915	1.01	10157	86.0909%	Fecal		CFU/100 mL	200	283.2	86400	-	4,959.9
5439000	8/25/2019	2.17	2.17	0.3915	1.01	10157	86.0909%	Fecal		CFU/100 mL	200	283.2	86400	-	4,959.9
5439000	8/18/2002	2.16	2.16	0.3915	1.01	10160	86.1163%	Fecal		CFU/100 mL	200	283.2	86400	-	4,940.8
5439000	10/7/2002	2.16	2.16	0.3915	1.01	10160	86.1163%	Fecal		CFU/100 mL	200	283.2	86400	-	4,940.8
5439000	4/23/2003	2.16	2.16	0.3915	1.01	10160	86.1163%	Fecal		CFU/100 mL	200	283.2	86400	-	4,940.8
5439000	7/26/2003	2.16	2.16	0.3915	1.01	10160	86.1163%	Fecal		CFU/100 mL	200	283.2	86400	-	4,940.8
5439000	11/16/2013	2.16	2.16	0.3915	1.01	10160	86.1163%	Fecal		CFU/100 mL	200	283.2	86400	-	4,940.8
5439000	9/16/2018	2.16	2.16	0.3915	1.01	10160	86.1163%	Fecal		CFU/100 mL	200	283.2	86400	-	4,940.8
5439000	7/29/2002	2.15	2.15	0.3915	1.01	10166	86.1671%	Fecal		CFU/100 mL	200	283.2	86400	-	4,921.6
5439000	8/30/2020	2.15	2.15	0.3915	1.01	10166	86.1671%	Fecal		CFU/100 mL	200	283.2	86400	-	4,921.6
5439000	10/26/2002	2.14	2.14	0.3915	1.00	10168	86.1841%	Fecal		CFU/100 mL	200	283.2	86400	-	4,902.5
5439000	8/14/2008	2.14	2.14	0.3915	1.00	10168	86.1841%	Fecal		CFU/100 mL	200	283.2	86400	-	4,902.5
5439000	9/16/2016	2.14	2.14	0.3915	1.00	10168	86.1841%	Fecal		CFU/100 mL	200	283.2	86400	-	4,902.5
5439000	11/27/2006	2.13	2.13	0.3915	1.00	10171	86.2095%	Fecal		CFU/100 mL	200	283.2	86400	-	4,883.3
5439000	8/18/2011	2.11	2.11	0.3915	0.99	10172	86.2180%	Fecal		CFU/100 mL	200	283.2	86400	-	4,845.0
5439000	10/23/2015	2.11	2.11	0.3915	0.99	10172	86.2180%	Fecal		CFU/100 mL	200	283.2	86400	-	4,845.0
5439000	9/3/2020	2.11	2.11	0.3915	0.99	10172	86.2180%	Fecal		CFU/100 mL	200	283.2	86400	-	4,845.0
5439000	8/28/2021	2.11	2.11	0.3915	0.99	10172	86.2180%	Fecal		CFU/100 mL	200	283.2	86400	-	4,845.0
5439000	10/2/1991	2.1	2.1	0.3915	0.99	10176	86.2519%	Fecal		CFU/100 mL	200	283.2	86400	-	4,825.8
5439000	9/5/1992	2.1	2.1	0.3915	0.99	10176	86.2519%	Fecal		CFU/100 mL	200	283.2	86400	-	4,825.8
5439000	9/9/1995	2.1	2.1	0.3915	0.99	10176	86.2519%	Fecal		CFU/100 mL	200	283.2	86400	-	4,825.8
5439000	10/16/1995	2.1	2.1	0.3915	0.99	10176	86.2519%	Fecal		CFU/100 mL	200	283.2	86400	-	4,825.8
5439000	10/15/1996	2.1	2.1	0.3915	0.99	10176	86.2519%	Fecal		CFU/100 mL	200	283.2	86400	-	4,825.8
5439000	11/1/1997	2.1	2.1	0.3915	0.99	10176	86.2519%	Fecal		CFU/100 mL	200	283.2	86400	-	4,825.8
5439000	9/19/1998	2.1	2.1	0.3915	0.99	10176	86.2519%	Fecal		CFU/100 mL	200	283.2	86400	-	4,825.8
5439000	9/22/1998	2.1	2.1	0.3915	0.99	10176	86.2519%	Fecal		CFU/100 mL	200	283.2	86400	-	4,825.8
5439000	8/10/1999	2.1	2.1	0.3915	0.99	10176	86.2519%	Fecal		CFU/100 mL	200	283.2	86400	-	4,825.8
5439000	8/28/1999	2.1	2.1	0.3915	0.99	10176	86.2519%	Fecal		CFU/100 mL	200	283.2	86400	-	4,825.8
5439000	8/19/2001	2.1	2.1	0.3915	0.99	10176	86.2519%	Fecal		CFU/100 mL	200	283.2	86400	-	4,825.8
5439000	3/27/2003	2.1	2.1	0.3915	0.99	10176	86.2519%	Fecal		CFU/100 mL	200	283.2	86400	-	4,825.8
5439000	1/6/2004	2.1	2.1	0.3915	0.99	10176	86.2519%	Fecal		CFU/100 mL	200	283.2	86400	-	4,825.8
5439000	1/18/2004	2.1	2.1	0.3915	0.99	10176	86.2519%	Fecal		CFU/100 mL	200	283.2	86400	-	4,825.8
5439000	9/23/2012	2.1	2.1	0.3915	0.99	10176	86.2519%	Fecal		CFU/100 mL	200	283.2	86400	-	4,825.8
5439000	8/9/2013	2.1	2.1	0.3915	0.99	10176	86.2519%	Fecal		CFU/100 mL	200	283.2	86400	-	4,825.8
5439000	7/31/2004	2.09	2.09	0.3915	0.98	10192	86.3875%	Fecal		CFU/100 mL	200	283.2	86400	-	4,806.7
5439000	7/7/2005	2.09	2.09	0.3915	0.98	10192	86.3875%	Fecal		CFU/100 mL	200	283.2	86400	-	4,806.7
5439000	8/16/2016	2.09	2.09	0.3915	0.98	10192	86.3875%	Fecal		CFU/100 mL	200	283.2	86400	-	4,806.7
5439000	1/8/2004	2.08	2.08	0.3915	0.98	10195	86.4130%	Fecal		CFU/100 mL	200	283.2	86400	-	4,787.5
5439000	8/5/2006	2.08	2.08	0.3915	0.98	10195	86.4130%	Fecal		CFU/100 mL	200	283.2	86400	-	4,787.5
5439000	1/20/2014	2.08	2.08	0.3915	0.98	10195	86.4130%	Fecal		CFU/100 mL	200	283.2	86400	-	4,787.5
5439000	10/2/2020	2.07	2.07	0.3915	0.97	10198	86.4384%	Fecal		CFU/100 mL	200	283.2	86400	-	4,768.4
5439000	10/9/2021	2.07	2.07	0.3915	0.97	10198	86.4384%	Fecal		CFU/100 mL	200	283.2	86400	-	4,768.4
5439000	7/12/2012	2.06	2.06	0.3915	0.97	10200	86.4553%	Fecal		CFU/100 mL	200	283.2	86400	-	4,749.2
5439000	9/15/2012	2.06	2.06	0.3915	0.97	10200	86.4553%	Fecal		CFU/100 mL	200	283.2	86400	-	4,749.2
5439000	9/24/2020	2.06	2.06	0.3915	0.97	10200	86.4553%	Fecal		CFU/100 mL	200	283.2	86400	-	4,749.2
5439000	2/6/2006	2.05	2.05	0.3915	0.97	10203	86.4808%	Fecal		CFU/100 mL	200	283.2	86400	-	4,730.1
5439000	11/26/2010	2.05	2.05	0.3915	0.97	10203	86.4808%	Fecal		CFU/100 mL	200	283.2	86400	-	4,730.1
5439000	9/17/2016	2.05	2.05	0.3915	0.97	10203	86.4808%	Fecal		CFU/100 mL	200	283.2	86400	-	4,730.1
5439000	9/2/2017	2.05	2.05	0.3915	0.97	10203	86.4808%	Fecal		CFU/100 mL	200	283.2	86400	-	4,730.1

Gage ID	Date	Discharge (CFS)	Gage Discharge (less Surrogate NPDES) (CFS)	Watershed Area Ratio	Calculated flow (CFS)	Rank	Flow Exceedance %	Parameter	Results	Units (mg or micro_gram	Limit/Standard	100mL/CF	sec/day	Actual Load (million colonies/day)	Allowable Load (million colonies/day)
5439000	11/21/2002	2.04	2.04	0.3915	0.96	10207	86.5147%	Fecal		CFU/100 mL	200	283.2	86400	-	4,710.9
5439000	11/8/2003	2.04	2.04	0.3915	0.96	10207	86.5147%	Fecal		CFU/100 mL	200	283.2	86400	-	4,710.9
5439000	10/4/2021	2.04	2.04	0.3915	0.96	10207	86.5147%	Fecal		CFU/100 mL	200	283.2	86400	-	4,710.9
5439000	9/7/1994	2.03	2.03	0.3915	0.96	10210	86.5401%	Fecal		CFU/100 mL	200	283.2	86400	-	4,691.7
5439000	10/30/2010	2.03	2.03	0.3915	0.96	10210	86.5401%	Fecal		CFU/100 mL	200	283.2	86400	-	4,691.7
5439000	8/19/2020	2.03	2.03	0.3915	0.96	10210	86.5401%	Fecal		CFU/100 mL	200	283.2	86400	-	4,691.7
5439000	9/27/2020	2.03	2.03	0.3915	0.96	10210	86.5401%	Fecal		CFU/100 mL	200	283.2	86400	-	4,691.7
5439000	8/1/1991	2	2	0.3915	0.95	10214	86.5740%	Fecal		CFU/100 mL	200	283.2	86400	-	4,634.3
5439000	8/22/1991	2	2	0.3915	0.95	10214	86.5740%	Fecal		CFU/100 mL	200	283.2	86400	-	4,634.3
5439000	9/2/1991	2	2	0.3915	0.95	10214	86.5740%	Fecal		CFU/100 mL	200	283.2	86400	-	4,634.3
5439000	9/4/1992	2	2	0.3915	0.95	10214	86.5740%	Fecal		CFU/100 mL	200	283.2	86400	-	4,634.3
5439000	2/4/1996	2	2	0.3915	0.95	10214	86.5740%	Fecal		CFU/100 mL	200	283.2	86400	-	4,634.3
5439000	2/5/1996	2	2	0.3915	0.95	10214	86.5740%	Fecal		CFU/100 mL	200	283.2	86400	-	4,634.3
5439000	12/1/1997	2	2	0.3915	0.95	10214	86.5740%	Fecal		CFU/100 mL	200	283.2	86400	-	4,634.3
5439000	10/14/1998	2	2	0.3915	0.95	10214	86.5740%	Fecal		CFU/100 mL	200	283.2	86400	-	4,634.3
5439000	8/7/1999	2	2	0.3915	0.95	10214	86.5740%	Fecal		CFU/100 mL	200	283.2	86400	-	4,634.3
5439000	9/1/2000	2	2	0.3915	0.95	10214	86.5740%	Fecal		CFU/100 mL	200	283.2	86400	-	4,634.3
5439000	9/19/2000	2	2	0.3915	0.95	10214	86.5740%	Fecal		CFU/100 mL	200	283.2	86400	-	4,634.3
5439000	7/23/2001	2	2	0.3915	0.95	10214	86.5740%	Fecal		CFU/100 mL	200	283.2	86400	-	4,634.3
5439000	11/9/2004	2	2	0.3915	0.95	10214	86.5740%	Fecal		CFU/100 mL	200	283.2	86400	-	4,634.3
5439000	9/21/2018	2	2	0.3915	0.95	10214	86.5740%	Fecal		CFU/100 mL	200	283.2	86400	-	4,634.3
5439000	11/20/2002	1.99	1.99	0.3915	0.94	10228	86.6927%	Fecal		CFU/100 mL	200	283.2	86400	-	4,615.1
5439000	8/5/2003	1.99	1.99	0.3915	0.94	10228	86.6927%	Fecal		CFU/100 mL	200	283.2	86400	-	4,615.1
5439000	11/27/2010	1.99	1.99	0.3915	0.94	10228	86.6927%	Fecal		CFU/100 mL	200	283.2	86400	-	4,615.1
5439000	11/15/2003	1.98	1.98	0.3915	0.94	10231	86.7181%	Fecal		CFU/100 mL	200	283.2	86400	-	4,596.0
5439000	10/30/2002	1.97	1.97	0.3915	0.94	10232	86.7266%	Fecal		CFU/100 mL	200	283.2	86400	-	4,576.8
5439000	7/28/2012	1.97	1.97	0.3915	0.94	10232	86.7266%	Fecal		CFU/100 mL	200	283.2	86400	-	4,576.8
5439000	1/21/2014	1.97	1.97	0.3915	0.94	10232	86.7266%	Fecal		CFU/100 mL	200	283.2	86400	-	4,576.8
5439000	8/13/2004	1.96	1.96	0.3915	0.93	10235	86.7520%	Fecal		CFU/100 mL	200	283.2	86400	-	4,557.6
5439000	11/7/2010	1.96	1.96	0.3915	0.93	10235	86.7520%	Fecal		CFU/100 mL	200	283.2	86400	-	4,557.6
5439000	8/28/2015	1.96	1.96	0.3915	0.93	10235	86.7520%	Fecal		CFU/100 mL	200	283.2	86400	-	4,557.6
5439000	9/16/2015	1.96	1.96	0.3915	0.93	10235	86.7520%	Fecal		CFU/100 mL	200	283.2	86400	-	4,557.6
5439000	4/24/2003	1.95	1.95	0.3915	0.93	10239	86.7859%	Fecal		CFU/100 mL	200	283.2	86400	-	4,538.5
5439000	9/17/2006	1.95	1.95	0.3915	0.93	10239	86.7859%	Fecal		CFU/100 mL	200	283.2	86400	-	4,538.5
5439000	9/26/2006	1.95	1.95	0.3915	0.93	10239	86.7859%	Fecal		CFU/100 mL	200	283.2	86400	-	4,538.5
5439000	9/12/2008	1.94	1.94	0.3915	0.92	10242	86.8113%	Fecal		CFU/100 mL	200	283.2	86400	-	4,519.3
5439000	9/2/2011	1.94	1.94	0.3915	0.92	10242	86.8113%	Fecal		CFU/100 mL	200	283.2	86400	-	4,519.3
5439000	10/12/2012	1.94	1.94	0.3915	0.92	10242	86.8113%	Fecal		CFU/100 mL	200	283.2	86400	-	4,519.3
5439000	9/3/2017	1.94	1.94	0.3915	0.92	10242	86.8113%	Fecal		CFU/100 mL	200	283.2	86400	-	4,519.3
5439000	8/8/2004	1.93	1.93	0.3915	0.92	10246	86.8452%	Fecal		CFU/100 mL	200	283.2	86400	-	4,500.2
5439000	7/5/2012	1.93	1.93	0.3915	0.92	10246	86.8452%	Fecal		CFU/100 mL	200	283.2	86400	-	4,500.2
5439000	8/11/2013	1.93	1.93	0.3915	0.92	10246	86.8452%	Fecal		CFU/100 mL	200	283.2	86400	-	4,500.2
5439000	8/30/2002	1.92	1.92	0.3915	0.92	10249	86.8707%	Fecal		CFU/100 mL	200	283.2	86400	-	4,481.0
5439000	11/14/2003	1.92	1.92	0.3915	0.92	10249	86.8707%	Fecal		CFU/100 mL	200	283.2	86400	-	4,481.0
5439000	11/16/2003	1.92	1.92	0.3915	0.92	10249	86.8707%	Fecal		CFU/100 mL	200	283.2	86400	-	4,481.0
5439000	11/16/2005	1.92	1.92	0.3915	0.92	10249	86.8707%	Fecal		CFU/100 mL	200	283.2	86400	-	4,481.0
5439000	9/5/2011	1.91	1.91	0.3915	0.91	10253	86.9046%	Fecal		CFU/100 mL	200	283.2	86400	-	4,461.9
5439000	9/9/1991	1.9	1.9	0.3915	0.91	10254	86.9130%	Fecal		CFU/100 mL	200	283.2	86400	-	4,442.7
5439000	8/25/1992	1.9	1.9	0.3915	0.91	10254	86.9130%	Fecal		CFU/100 mL	200	283.2	86400	-	4,442.7
5439000	8/25/1995	1.9	1.9	0.3915	0.91	10254	86.9130%	Fecal		CFU/100 mL	200	283.2	86400	-	4,442.7
5439000	8/26/1995	1.9	1.9	0.3915	0.91	10254	86.9130%	Fecal		CFU/100 mL	200	283.2	86400	-	4,442.7
5439000	9/23/1995	1.9	1.9	0.3915	0.91	10254	86.9130%	Fecal		CFU/100 mL	200	283.2	86400	-	4,442.7
5439000	10/19/1995	1.9	1.9	0.3915	0.91	10254	86.9130%	Fecal		CFU/100 mL	200	283.2	86400	-	4,442.7
5439000	9/21/1998	1.9	1.9	0.3915	0.91	10254	86.9130%	Fecal		CFU/100 mL	200	283.2	86400	-	4,442.7
5439000	8/3/1999	1.9	1.9	0.3915	0.91	10254	86.9130%	Fecal		CFU/100 mL	200	283.2	86400	-	4,442.7
5439000	9/9/2000	1.9	1.9	0.3915	0.91	10254	86.9130%	Fecal		CFU/100 mL	200	283.2	86400	-	4,442.7
5439000	9/10/2000	1.9	1.9	0.3915	0.91	10254	86.9130%	Fecal		CFU/100 mL	200	283.2	86400	-	4,442.7
5439000	9/18/2000	1.9	1.9	0.3915	0.91	10254	86.9130%	Fecal		CFU/100 mL	200	283.2	86400	-	4,442.7
5439000	1/22/2014	1.9	1.9	0.3915	0.91	10254	86.9130%	Fecal		CFU/100 mL	200	283.2	86400	-	4,442.7
5439000	1/23/2014	1.9	1.9	0.3915	0.91	10254	86.9130%	Fecal		CFU/100 mL	200	283.2	86400	-	4,442.7
5439000	1/24/2014	1.9	1.9	0.3915	0.91	10254	86.9130%	Fecal		CFU/100 mL	200	283.2	86400	-	4,442.7
5439000	8/29/2021	1.9	1.9	0.3915	0.91	10254	86.9130%	Fecal		CFU/100 mL	200	283.2	86400	-	4,442.7
5439000	11/3/2002	1.89	1.89	0.3915	0.90	10269	87.0402%	Fecal		CFU/100 mL	200	283.2	86400	-	4,423.5
5439000	9/21/2010	1.89	1.89	0.3915	0.90	10269	87.0402%	Fecal		CFU/100 mL	200	283.2	86400	-	4,423.5
5439000	12/9/2012	1.89	1.89	0.3915	0.90	10269	87.0402%	Fecal		CFU/100 mL	200	283.2	86400	-	4,423.5
5439000	11/19/2002	1.88	1.88	0.3915	0.90	10272	87.0656%	Fecal		CFU/100 mL	200	283.2	86400	-	4,404.4
5439000	12/17/2002	1.88	1.88	0.3915	0.90	10272	87.0656%	Fecal		CFU/100 mL	200	283.2	86400	-	4,404.4
5439000	9/10/2006	1.88	1.88	0.3915	0.90	10272	87.0656%	Fecal		CFU/100 mL	200	283.2	86400	-	4,404.4
5439000	10/31/2010	1.88	1.88	0.3915	0.90	10272	87.0656%	Fecal		CFU/100 mL	200	283.2	86400	-	4,404.4
5439000	11/1/2010	1.88	1.88	0.3915	0.90	10272	87.0656%	Fecal		CFU/100 mL	200	283.2	86400	-	4,404.4
5439000	11/12/2010	1.88	1.88	0.3915	0.90	10272	87.0656%	Fecal		CFU/100 mL	200	283.2	86400	-	4,404.4
5439000	1/25/2014	1.88	1.88	0.3915	0.90	10272	87.0656%	Fecal		CFU/100 mL	200	283.2	86400	-	4,404.4
5439000	11/16/2010	1.87	1.87	0.3915	0.90	10279	87.1249%	Fecal		CFU/100 mL	200	283.2	86400	-	4,385.2
5439000	9/24/2014	1.87	1.87	0.3915	0.90	10279	87.1249%	Fecal		CFU/100 mL	200	283.2	86400	-	4,385.2
5439000	10/4/2015	1.87	1.87	0.3915	0.90	10279	87.1249%	Fecal		CFU/100 mL	200	283.2	86400	-	4,385.2
5439000	8/6/2003	1.86	1.86	0.3915	0.89	10282	87.1504%	Fecal		CFU/100 mL	200	283.2	86400	-	4,366.1
5439000	12/25/2010	1.85	1.85	0.3915	0.89	10283	87.1588%	Fecal		CFU/100 mL	200	283.2	86400	-	4,346.9
5439000	2/17/2014	1.85	1.85	0.3915	0.89	10283	87.1588%	Fecal		CFU/100 mL	200	283.2	86400	-	4,346.9
5439000	1/7/2004	1.84	1.84	0.3915	0.88	10285	87.1758%	Fecal		CFU/100 mL	200	283.2	86400	-	4,327.8
5439000	11/15/2010	1.84	1.84	0.3915	0.88	10285	87.1758%	Fecal		CFU/100 mL	200	283.2	86400	-	4,327.8
5439000	8/27/2015	1.84	1.84	0.3915	0.88	10285	87.1758%	Fecal		CFU/100 mL	200	283.2	86400	-	4,327.8
5439000	9/30/2020	1.84	1.84	0.3915	0.88	10285	87.1758%	Fecal		CFU/100 mL	200	283.2	86400	-	4,327.8
5439000	7/27/2003	1.83	1.83	0.3915	0.88	10289	87.2097%	Fecal		CFU/100 mL	200	283.2	86400	-	4,308.6
5439000	8/22/2005	1.83	1.83	0.3915	0.88	10289	87.2097%	Fecal		CFU/100 mL	200	283.2	86400	-	4,308.6
5439000	11/17/2010	1.83	1.83	0.3915	0.88	10289	87.2097%	Fecal		CFU/100 mL	200	283.2	86400	-	4,308.6
5439000	10/5/2015	1.83	1.83	0.3915	0.88	10289	87.2097%	Fecal		CFU/100 mL	200	283.2	86400	-	4,308.6
5439000	8/8/1994	1.82	1.82	0.3915	0.88	10293	87.2436%	Fecal		CFU/100 mL	200	283.2	86400	-	4,289.4
5439000	9/21/2002	1.82	1.82	0.3915	0.88	10293	87.2436%	Fecal		CFU/100 mL	200	283.2	86400	-	4,289.4
5439000	8/1/2004	1.82	1.82	0.3915	0.88	10293	87.2436%	Fecal		CFU/100 mL	200	283.2	86400	-	4,289.4
5439000	9/12/2010	1.82	1.82	0.3915	0.88	10293	87.2436%	Fecal		CFU/100 mL	200	283.2	86400	-	4,289.4
5439000	11/28/2010	1.82	1.82	0.3915	0.88	10293	87.2436%	Fecal		CFU/100 mL	200	283.2	86400	-	4,289.4
5439000	1/26/2014	1.82	1.82	0.3915	0.88	10293	87.2436%	Fecal		CFU/100 mL	200	283.2	86400	-	4,289.4
5439000	8/23/2018	1.82	1.82	0.3915	0.88	10293	87.2436%	Fecal		CFU/100 mL	200	283.2	86400	-	4,289.4
5439000	7/22/2005	1.81	1.81	0.3915	0.87	10300	87.3029%	Fecal		CFU/100 mL	200	283.2	86400	-	4,270.3
5439000	11/27/2013	1.81	1.81	0.3915	0.87	10300	87.3029%	Fecal		CFU/100 mL	200	283.2	86400	-	4,270.3
5439000	10/3/2015	1.81	1.81	0.3915	0.87	10300	87.3029%	Fecal		CFU/100 mL	200	283.2	86400	-	4,270.3
5439000	8/17/1992	1.8	1.8	0.3915	0.87	10303	87.3284%	Fecal		CFU/100 mL	200	283.2	86400	-	4,251.1
5439000	1/2/1998	1.8	1.8	0.3915	0.87	10303	87.3284%	Fecal		CFU/100 mL	200	283.2	86400	-	4,251.1
5439000	8/16/1998	1.8	1.8	0.3915	0.87	10303	87.3284%	Fecal		CFU/100 mL	200	283.2	86400	-	4,251.1
5439000	9/20/1998	1.8	1.8	0.3915	0.87	10303	87.3284%	Fecal		CFU/100 mL	200	283.2	86400	-	4,251.1
5439000	9/2/2000	1.8	1.8	0.3915	0.87	10303	87.3284%	Fecal		CFU/100 mL	200	283.2	86400	-	4,251.1
5439000	9/6/2000	1.8	1.8	0.3915	0.87	10303	87.3284%	Fecal		CFU/100 mL	200	283.2	86400	-	4,251.1
5439000	11/22/2002	1.8	1.8	0.3915	0.87	10303	87.3284%	Fecal		CFU/100 mL	200	283.2	86400	-	4,251.1
5439000	10/21/2021	1.8	1.8	0.3915	0.87	10303	87.3284%	Fecal		CFU/100 mL	200	283.2	86400	-	4,251.1
5439000	10/9/2002	1.79	1.79	0.3915	0.86	10311	87.3962%	Fecal		CFU/100 mL	200	283.2	86400	-	4,232.0
5439000	11/5/2010	1.79	1.79	0.3915	0.86	10311	87.3962%	Fecal		CFU/100 mL	200	283.2	86400	-	4,232.0
5439000	2/10/2014	1.79	1.79	0.3915	0.86	10311	87.3962%	Fecal		CFU/100 mL	200	283.2	86400	-	4,232.0
5439000	2/15/2014	1.79	1.79	0.3915	0.86	10311	87.3962%	Fecal		CFU/100 mL	200	283.2	86400	-	4,232.0
5439000	2/16/2014	1.79	1.79	0.3915	0.86	10311	87.3962%	Fecal		CFU/100 mL	200	283.2	86400	-	4,232.0
5439000	9/4/2017	1.79	1.79	0.3915	0.86	10311	87.3962%	Fecal		CFU/100 mL	200	283.2	86400	-	4,232.0
5439000	9/22/2018	1.79	1.79	0.3915	0.86	10311	87.3962%	Fecal		CFU/100 mL	200	283.2	86400	-	4,232.0
5439000	7/21/2002	1.78	1.78	0.3915	0.86	10318	87.4555%	Fecal		CFU/100 mL	200	283.2	86400	-	4,212.8
5439000	10/29/2002	1.78	1.78	0.3915	0.86	10318	87.4555%	Fecal		CFU/100 mL	200	283.2	86400	-	4,212.8
5439000	1/5/2006	1.78	1.78	0.3915	0.86	10318	87.4555%	Fecal		CFU/100 mL	200	283.2	86400	-	4,212.8
5439000	9/25/2010	1.78	1.78	0.3915	0.86	10318	87.4555%	Fecal		CFU/100 mL	200	283.2	86400	-	4,212.8
5439000	1/26/2013	1.78	1.78	0.3915	0.86	10318	87.4555%	Fecal		CFU/100 mL	200	283.2	86400	-	4,212.8
5439000	2/9/2014	1.78	1.78	0.3915	0.86	10318	87.4555%	Fecal		CFU/100 mL	200	283.2	86400	-	4,212.8
5439000	2/11/2014	1.78	1.78	0.3915	0.86	10318	87.4555%	Fecal		CFU/100 mL	200	283.2	86400	-	4,212.8
5439000	2/12/2014	1.78	1.78	0.3915	0.86	10318	87.4555%	Fecal		CFU/100 mL	200	283.2	86400	-	4,212.8
5439000	2/13/2014	1.78	1.78	0.3915	0.86	10318	87.4555%	Fecal		CFU/100 mL	200	283.2	86400	-	4,212.8
5439000	2/14/2014	1.78	1.78	0.3915	0.86	10318	87.4555%	Fecal		CFU/100 mL	200	283.2	86400	-	4,212.8
5439000	9/25/2020	1.78	1.78	0.3915	0.86	10318	87.4555%	Fecal		CFU/100 mL	200	283.2	86400	-	4,212.8
5439000	9/27/2003	1.77	1.77	0.3915	0.86	10329	87.5487%	Fecal		CFU/100 mL	200	283.2	86400	-	4,193.7
5439000	2/8/2006	1.77	1.77	0.3915	0.86	10329	87.5487%	Fecal		CFU/100 mL	200	283.2	86400	-	4,193.7
5439000	7/28/2006	1.77	1.77	0.3915	0.86	10329	87.5487%	Fecal		CFU/100 mL	200	283.2	86400	-	4,193.7
5439000	12/15/2010	1.77	1.77	0.3915	0.86	10329	87.5487%	Fecal		CFU/100 mL	200	283.2	86400	-	4,193.7

Gage ID	Date	Discharge (CFS)	Gage Discharge (less Surrogate NPDES) (CFS)	Watershed Area Ratio	Calculated flow (CFS)	Rank	Flow Exceedance %	Parameter	Results	Units (mg or micro_gram	Limit/Standard	100mL/CF	sec/day	Actual Load (million colonies/day)	Allowable Load (million colonies/day)
5439000	8/9/2004	1.76	1.76	0.3915	0.85	10333	87.5826%	Fecal		CFU/100 mL	200	283.2	86400	-	4,174.5
5439000	8/17/2004	1.76	1.76	0.3915	0.85	10333	87.5826%	Fecal		CFU/100 mL	200	283.2	86400	-	4,174.5
5439000	3/7/2006	1.76	1.76	0.3915	0.85	10333	87.5826%	Fecal		CFU/100 mL	200	283.2	86400	-	4,174.5
5439000	9/23/2010	1.76	1.76	0.3915	0.85	10333	87.5826%	Fecal		CFU/100 mL	200	283.2	86400	-	4,174.5
5439000	1/27/2014	1.76	1.76	0.3915	0.85	10333	87.5826%	Fecal		CFU/100 mL	200	283.2	86400	-	4,174.5
5439000	1/28/2014	1.76	1.76	0.3915	0.85	10333	87.5826%	Fecal		CFU/100 mL	200	283.2	86400	-	4,174.5
5439000	1/29/2014	1.76	1.76	0.3915	0.85	10333	87.5826%	Fecal		CFU/100 mL	200	283.2	86400	-	4,174.5
5439000	1/30/2014	1.76	1.76	0.3915	0.85	10333	87.5826%	Fecal		CFU/100 mL	200	283.2	86400	-	4,174.5
5439000	1/31/2014	1.76	1.76	0.3915	0.85	10333	87.5826%	Fecal		CFU/100 mL	200	283.2	86400	-	4,174.5
5439000	2/1/2014	1.76	1.76	0.3915	0.85	10333	87.5826%	Fecal		CFU/100 mL	200	283.2	86400	-	4,174.5
5439000	2/2/2014	1.76	1.76	0.3915	0.85	10333	87.5826%	Fecal		CFU/100 mL	200	283.2	86400	-	4,174.5
5439000	2/3/2014	1.76	1.76	0.3915	0.85	10333	87.5826%	Fecal		CFU/100 mL	200	283.2	86400	-	4,174.5
5439000	2/4/2014	1.76	1.76	0.3915	0.85	10333	87.5826%	Fecal		CFU/100 mL	200	283.2	86400	-	4,174.5
5439000	2/5/2014	1.76	1.76	0.3915	0.85	10333	87.5826%	Fecal		CFU/100 mL	200	283.2	86400	-	4,174.5
5439000	2/6/2014	1.76	1.76	0.3915	0.85	10333	87.5826%	Fecal		CFU/100 mL	200	283.2	86400	-	4,174.5
5439000	2/7/2014	1.76	1.76	0.3915	0.85	10333	87.5826%	Fecal		CFU/100 mL	200	283.2	86400	-	4,174.5
5439000	2/8/2014	1.76	1.76	0.3915	0.85	10333	87.5826%	Fecal		CFU/100 mL	200	283.2	86400	-	4,174.5
5439000	7/23/2012	1.75	1.75	0.3915	0.85	10350	87.7267%	Fecal		CFU/100 mL	200	283.2	86400	-	4,155.3
5439000	8/18/2020	1.75	1.75	0.3915	0.85	10350	87.7267%	Fecal		CFU/100 mL	200	283.2	86400	-	4,155.3
5439000	11/4/2002	1.74	1.74	0.3915	0.85	10352	87.7437%	Fecal		CFU/100 mL	200	283.2	86400	-	4,136.2
5439000	11/22/2004	1.74	1.74	0.3915	0.85	10352	87.7437%	Fecal		CFU/100 mL	200	283.2	86400	-	4,136.2
5439000	10/3/2002	1.73	1.73	0.3915	0.84	10354	87.7606%	Fecal		CFU/100 mL	200	283.2	86400	-	4,117.0
5439000	2/19/2004	1.73	1.73	0.3915	0.84	10354	87.7606%	Fecal		CFU/100 mL	200	283.2	86400	-	4,117.0
5439000	11/11/2010	1.73	1.73	0.3915	0.84	10354	87.7606%	Fecal		CFU/100 mL	200	283.2	86400	-	4,117.0
5439000	11/18/2010	1.73	1.73	0.3915	0.84	10354	87.7606%	Fecal		CFU/100 mL	200	283.2	86400	-	4,117.0
5439000	9/7/2006	1.72	1.72	0.3915	0.84	10358	87.7945%	Fecal		CFU/100 mL	200	283.2	86400	-	4,097.9
5439000	10/8/2015	1.72	1.72	0.3915	0.84	10358	87.7945%	Fecal		CFU/100 mL	200	283.2	86400	-	4,097.9
5439000	9/27/2018	1.72	1.72	0.3915	0.84	10358	87.7945%	Fecal		CFU/100 mL	200	283.2	86400	-	4,097.9
5439000	7/28/2002	1.71	1.71	0.3915	0.83	10361	87.8200%	Fecal		CFU/100 mL	200	283.2	86400	-	4,078.7
5439000	11/2/2002	1.71	1.71	0.3915	0.83	10361	87.8200%	Fecal		CFU/100 mL	200	283.2	86400	-	4,078.7
5439000	7/30/2003	1.71	1.71	0.3915	0.83	10361	87.8200%	Fecal		CFU/100 mL	200	283.2	86400	-	4,078.7
5439000	11/6/2005	1.71	1.71	0.3915	0.83	10361	87.8200%	Fecal		CFU/100 mL	200	283.2	86400	-	4,078.7
5439000	8/15/2008	1.71	1.71	0.3915	0.83	10361	87.8200%	Fecal		CFU/100 mL	200	283.2	86400	-	4,078.7
5439000	8/20/2020	1.71	1.71	0.3915	0.83	10361	87.8200%	Fecal		CFU/100 mL	200	283.2	86400	-	4,078.7
5439000	8/30/2021	1.71	1.71	0.3915	0.83	10361	87.8200%	Fecal		CFU/100 mL	200	283.2	86400	-	4,078.7
5439000	10/19/2021	1.71	1.71	0.3915	0.83	10361	87.8200%	Fecal		CFU/100 mL	200	283.2	86400	-	4,078.7
5439000	8/12/1995	1.7	1.7	0.3915	0.83	10369	87.8878%	Fecal		CFU/100 mL	200	283.2	86400	-	4,059.6
5439000	8/13/1995	1.7	1.7	0.3915	0.83	10369	87.8878%	Fecal		CFU/100 mL	200	283.2	86400	-	4,059.6
5439000	8/21/1997	1.7	1.7	0.3915	0.83	10369	87.8878%	Fecal		CFU/100 mL	200	283.2	86400	-	4,059.6
5439000	12/26/1997	1.7	1.7	0.3915	0.83	10369	87.8878%	Fecal		CFU/100 mL	200	283.2	86400	-	4,059.6
5439000	8/15/1998	1.7	1.7	0.3915	0.83	10369	87.8878%	Fecal		CFU/100 mL	200	283.2	86400	-	4,059.6
5439000	9/10/1998	1.7	1.7	0.3915	0.83	10369	87.8878%	Fecal		CFU/100 mL	200	283.2	86400	-	4,059.6
5439000	8/13/1999	1.7	1.7	0.3915	0.83	10369	87.8878%	Fecal		CFU/100 mL	200	283.2	86400	-	4,059.6
5439000	9/8/2000	1.7	1.7	0.3915	0.83	10369	87.8878%	Fecal		CFU/100 mL	200	283.2	86400	-	4,059.6
5439000	7/25/2001	1.7	1.7	0.3915	0.83	10369	87.8878%	Fecal		CFU/100 mL	200	283.2	86400	-	4,059.6
5439000	11/1/2002	1.7	1.7	0.3915	0.83	10369	87.8878%	Fecal		CFU/100 mL	200	283.2	86400	-	4,059.6
5439000	4/25/2003	1.7	1.7	0.3915	0.83	10369	87.8878%	Fecal		CFU/100 mL	200	283.2	86400	-	4,059.6
5439000	1/19/2004	1.7	1.7	0.3915	0.83	10369	87.8878%	Fecal		CFU/100 mL	200	283.2	86400	-	4,059.6
5439000	10/7/2015	1.7	1.7	0.3915	0.83	10369	87.8878%	Fecal		CFU/100 mL	200	283.2	86400	-	4,059.6
5439000	10/19/2002	1.69	1.69	0.3915	0.83	10382	87.9980%	Fecal		CFU/100 mL	200	283.2	86400	-	4,040.4
5439000	1/1/2006	1.69	1.69	0.3915	0.83	10382	87.9980%	Fecal		CFU/100 mL	200	283.2	86400	-	4,040.4
5439000	11/19/2010	1.69	1.69	0.3915	0.83	10382	87.9980%	Fecal		CFU/100 mL	200	283.2	86400	-	4,040.4
5439000	9/24/2012	1.69	1.69	0.3915	0.83	10382	87.9980%	Fecal		CFU/100 mL	200	283.2	86400	-	4,040.4
5439000	10/6/2015	1.69	1.69	0.3915	0.83	10382	87.9980%	Fecal		CFU/100 mL	200	283.2	86400	-	4,040.4
5439000	9/18/2002	1.68	1.68	0.3915	0.82	10387	88.0403%	Fecal		CFU/100 mL	200	283.2	86400	-	4,021.2
5439000	11/25/2003	1.68	1.68	0.3915	0.82	10387	88.0403%	Fecal		CFU/100 mL	200	283.2	86400	-	4,021.2
5439000	9/18/2016	1.68	1.68	0.3915	0.82	10387	88.0403%	Fecal		CFU/100 mL	200	283.2	86400	-	4,021.2
5439000	11/9/2003	1.67	1.67	0.3915	0.82	10390	88.0658%	Fecal		CFU/100 mL	200	283.2	86400	-	4,002.1
5439000	9/5/2002	1.66	1.66	0.3915	0.81	10391	88.0742%	Fecal		CFU/100 mL	200	283.2	86400	-	3,982.9
5439000	10/20/2002	1.66	1.66	0.3915	0.81	10391	88.0742%	Fecal		CFU/100 mL	200	283.2	86400	-	3,982.9
5439000	12/2/2003	1.66	1.66	0.3915	0.81	10391	88.0742%	Fecal		CFU/100 mL	200	283.2	86400	-	3,982.9
5439000	12/4/2013	1.66	1.66	0.3915	0.81	10391	88.0742%	Fecal		CFU/100 mL	200	283.2	86400	-	3,982.9
5439000	8/17/2016	1.66	1.66	0.3915	0.81	10391	88.0742%	Fecal		CFU/100 mL	200	283.2	86400	-	3,982.9
5439000	10/25/2003	1.65	1.65	0.3915	0.81	10396	88.1166%	Fecal		CFU/100 mL	200	283.2	86400	-	3,963.8
5439000	11/3/2010	1.65	1.65	0.3915	0.81	10396	88.1166%	Fecal		CFU/100 mL	200	283.2	86400	-	3,963.8
5439000	10/31/2002	1.64	1.64	0.3915	0.81	10398	88.1336%	Fecal		CFU/100 mL	200	283.2	86400	-	3,944.6
5439000	2/7/2006	1.64	1.64	0.3915	0.81	10398	88.1336%	Fecal		CFU/100 mL	200	283.2	86400	-	3,944.6
5439000	10/12/2006	1.64	1.64	0.3915	0.81	10398	88.1336%	Fecal		CFU/100 mL	200	283.2	86400	-	3,944.6
5439000	9/19/2010	1.64	1.64	0.3915	0.81	10398	88.1336%	Fecal		CFU/100 mL	200	283.2	86400	-	3,944.6
5439000	11/11/2012	1.63	1.63	0.3915	0.80	10402	88.1675%	Fecal		CFU/100 mL	200	283.2	86400	-	3,925.4
5439000	9/11/2008	1.62	1.62	0.3915	0.80	10403	88.1760%	Fecal		CFU/100 mL	200	283.2	86400	-	3,906.3
5439000	1/17/2013	1.62	1.62	0.3915	0.80	10403	88.1760%	Fecal		CFU/100 mL	200	283.2	86400	-	3,906.3
5439000	10/2/2021	1.61	1.61	0.3915	0.79	10405	88.1929%	Fecal		CFU/100 mL	200	283.2	86400	-	3,887.1
5439000	10/20/1997	1.6	1.6	0.3915	0.79	10406	88.2014%	Fecal		CFU/100 mL	200	283.2	86400	-	3,868.0
5439000	8/14/1998	1.6	1.6	0.3915	0.79	10406	88.2014%	Fecal		CFU/100 mL	200	283.2	86400	-	3,868.0
5439000	8/19/1998	1.6	1.6	0.3915	0.79	10406	88.2014%	Fecal		CFU/100 mL	200	283.2	86400	-	3,868.0
5439000	8/20/1998	1.6	1.6	0.3915	0.79	10406	88.2014%	Fecal		CFU/100 mL	200	283.2	86400	-	3,868.0
5439000	9/2/1998	1.6	1.6	0.3915	0.79	10406	88.2014%	Fecal		CFU/100 mL	200	283.2	86400	-	3,868.0
5439000	9/5/1998	1.6	1.6	0.3915	0.79	10406	88.2014%	Fecal		CFU/100 mL	200	283.2	86400	-	3,868.0
5439000	9/27/1998	1.6	1.6	0.3915	0.79	10406	88.2014%	Fecal		CFU/100 mL	200	283.2	86400	-	3,868.0
5439000	8/8/1999	1.6	1.6	0.3915	0.79	10406	88.2014%	Fecal		CFU/100 mL	200	283.2	86400	-	3,868.0
5439000	8/29/1999	1.6	1.6	0.3915	0.79	10406	88.2014%	Fecal		CFU/100 mL	200	283.2	86400	-	3,868.0
5439000	9/8/2001	1.6	1.6	0.3915	0.79	10406	88.2014%	Fecal		CFU/100 mL	200	283.2	86400	-	3,868.0
5439000	12/21/2002	1.6	1.6	0.3915	0.79	10406	88.2014%	Fecal		CFU/100 mL	200	283.2	86400	-	3,868.0
5439000	9/20/2010	1.6	1.6	0.3915	0.79	10406	88.2014%	Fecal		CFU/100 mL	200	283.2	86400	-	3,868.0
5439000	10/3/2020	1.6	1.6	0.3915	0.79	10406	88.2014%	Fecal		CFU/100 mL	200	283.2	86400	-	3,868.0
5439000	9/2/2002	1.59	1.59	0.3915	0.79	10419	88.3116%	Fecal		CFU/100 mL	200	283.2	86400	-	3,848.8
5439000	3/24/2003	1.59	1.59	0.3915	0.79	10419	88.3116%	Fecal		CFU/100 mL	200	283.2	86400	-	3,848.8
5439000	11/23/2004	1.59	1.59	0.3915	0.79	10419	88.3116%	Fecal		CFU/100 mL	200	283.2	86400	-	3,848.8
5439000	10/5/2006	1.59	1.59	0.3915	0.79	10419	88.3116%	Fecal		CFU/100 mL	200	283.2	86400	-	3,848.8
5439000	12/5/2013	1.59	1.59	0.3915	0.79	10419	88.3116%	Fecal		CFU/100 mL	200	283.2	86400	-	3,848.8
5439000	11/10/2004	1.58	1.58	0.3915	0.78	10424	88.3540%	Fecal		CFU/100 mL	200	283.2	86400	-	3,829.7
5439000	2/9/2006	1.58	1.58	0.3915	0.78	10424	88.3540%	Fecal		CFU/100 mL	200	283.2	86400	-	3,829.7
5439000	11/2/2010	1.58	1.58	0.3915	0.78	10424	88.3540%	Fecal		CFU/100 mL	200	283.2	86400	-	3,829.7
5439000	10/3/2013	1.58	1.58	0.3915	0.78	10424	88.3540%	Fecal		CFU/100 mL	200	283.2	86400	-	3,829.7
5439000	10/27/2002	1.57	1.57	0.3915	0.78	10428	88.3879%	Fecal		CFU/100 mL	200	283.2	86400	-	3,810.5
5439000	8/30/2004	1.57	1.57	0.3915	0.78	10428	88.3879%	Fecal		CFU/100 mL	200	283.2	86400	-	3,810.5
5439000	11/15/2013	1.57	1.57	0.3915	0.78	10428	88.3879%	Fecal		CFU/100 mL	200	283.2	86400	-	3,810.5
5439000	10/21/2002	1.56	1.56	0.3915	0.77	10431	88.4133%	Fecal		CFU/100 mL	200	283.2	86400	-	3,791.3
5439000	12/10/2012	1.56	1.56	0.3915	0.77	10431	88.4133%	Fecal		CFU/100 mL	200	283.2	86400	-	3,791.3
5439000	10/22/2002	1.55	1.55	0.3915	0.77	10433	88.4302%	Fecal		CFU/100 mL	200	283.2	86400	-	3,772.2
5439000	9/16/2006	1.55	1.55	0.3915	0.77	10433	88.4302%	Fecal		CFU/100 mL	200	283.2	86400	-	3,772.2
5439000	9/5/2020	1.55	1.55	0.3915	0.77	10433	88.4302%	Fecal		CFU/100 mL	200	283.2	86400	-	3,772.2
5439000	9/22/2021	1.55	1.55	0.3915	0.77	10433	88.4302%	Fecal		CFU/100 mL	200	283.2	86400	-	3,772.2
5439000	9/12/1994	1.54	1.54	0.3915	0.77	10437	88.4641%	Fecal		CFU/100 mL	200	283.2	86400	-	3,753.0
5439000	7/30/2002	1.54	1.54	0.3915	0.77	10437	88.4641%	Fecal		CFU/100 mL	200	283.2	86400	-	3,753.0
5439000	9/10/2012	1.54	1.54	0.3915	0.77	10437	88.4641%	Fecal		CFU/100 mL	200	283.2	86400	-	3,753.0
5439000	10/29/2012	1.54	1.54	0.3915	0.77	10437	88.4641%	Fecal		CFU/100 mL	200	283.2	86400	-	3,753.0
5439000	12/17/2012	1.53	1.53	0.3915	0.76	10441	88.4981%	Fecal		CFU/100 mL	200	283.2	86400	-	3,733.9
5439000	11/10/2003	1.52	1.52	0.3915	0.76	10442	88.5065%	Fecal		CFU/100 mL	200	283.2	86400	-	3,714.7
5439000	8/21/2008	1.52	1.52	0.3915	0.76	10442	88.5065%	Fecal		CFU/100 mL	200	283.2	86400	-	3,714.7
5439000	9/8/1994	1.51	1.51	0.3915	0.76	10444	88.5235%	Fecal		CFU/100 mL	200	283.2	86400	-	3,695.6
5439000	8/31/2002	1.51	1.51	0.3915	0.76	10444	88.5235%	Fecal		CFU/100 mL	200	283.2	86400	-	3,695.6
5439000	9/1/2002	1.51	1.51	0.3915	0.76	10444	88.5235%	Fecal		CFU/100 mL	200	283.2	86400	-	3,695.6
5439000	10/5/2020	1.51	1.51	0.3915	0.76	10444	88.5235%	Fecal		CFU/100 mL	200	283.2	86400	-	3,695.6
5439000	9/16/1997	1.5	1.5	0.3915	0.75	10448	88.5574%	Fecal		CFU/100 mL	200	283.2	86400	-	3,676.4
5439000	9/26/1998	1.5	1.5	0.3915	0.75	10448	88.5574%	Fecal		CFU/100 mL	200	283.2	86400	-	3,676.4
5439000	8/9/1999	1.5	1.5	0.3915	0.75	10448	88.5574%	Fecal		CFU/100 mL	200	283.2	86400	-	3,676.4
5439000	8/3/2001	1.5	1.5	0.3915	0.75	10448	88.5574%	Fecal		CFU/100 mL	200	283.2	86400	-	3,676.4
5439000	11/18/2002	1.5	1.5	0.3915	0.75	10448	88.5574%	Fecal		CFU/100 mL	200	283.2	86400	-	3,676.4
5439000	1/20/2004	1.5	1.5	0.3915	0.75	10448	88.5574%	Fecal		CFU/100 mL	200	283.2	86400	-	3,676.4
5439000	2/18/2004	1.5	1.5	0.3915	0.75	10448	88.5574%	Fecal		CFU/100 mL	200	283.2	86400	-	3,676.4
5439000	11/10/2010	1.5	1.5	0.3915	0.75	10448	88.5574%	Fecal		CFU/100 mL	200	283.2	86400	-	3,676.4
5439000	10/1/2020	1.5	1.5	0.3915	0.75	10448	88.5574%	Fecal		CFU/100 mL	200	283.2	86400	-	3,676.4
5439000	11/26/2003	1.49	1.49	0.3915	0.75	10457	88.6337%	Fecal		CFU/100 mL	200	283.2	86400	-	3,657.2
5439000	8/18/2012	1.49	1.49	0.3915	0.75	10457	88.6337%	Fecal		CFU/100 mL	200	283.2	86400	-	3,657.2

Gage ID	Date	Discharge (CFS)	Gage Discharge (less Surrogate NPDES) (CFS)	Watershed Area Ratio	Calculated flow (CFS)	Rank	Flow Exceedance %	Parameter	Results	Units (mg or micro_gram	Limit/Standard	100mL/CF	sec/day	Actual Load (million colonies/day)	Allowable Load (million colonies/day)
5439000	10/21/2015	1.49	1.49	0.3915	0.75	10457	88.6337%	Fecal		CFU/100 mL	200	283.2	86400	-	3,657.2
5439000	10/28/2002	1.48	1.48	0.3915	0.74	10460	88.6591%	Fecal		CFU/100 mL	200	283.2	86400	-	3,638.1
5439000	12/7/2003	1.48	1.48	0.3915	0.74	10460	88.6591%	Fecal		CFU/100 mL	200	283.2	86400	-	3,638.1
5439000	8/2/2004	1.48	1.48	0.3915	0.74	10460	88.6591%	Fecal		CFU/100 mL	200	283.2	86400	-	3,638.1
5439000	8/26/2004	1.48	1.48	0.3915	0.74	10460	88.6591%	Fecal		CFU/100 mL	200	283.2	86400	-	3,638.1
5439000	9/5/2004	1.48	1.48	0.3915	0.74	10460	88.6591%	Fecal		CFU/100 mL	200	283.2	86400	-	3,638.1
5439000	11/18/2004	1.47	1.47	0.3915	0.74	10465	88.7015%	Fecal		CFU/100 mL	200	283.2	86400	-	3,618.9
5439000	11/20/2010	1.47	1.47	0.3915	0.74	10465	88.7015%	Fecal		CFU/100 mL	200	283.2	86400	-	3,618.9
5439000	9/4/2020	1.46	1.46	0.3915	0.74	10467	88.7184%	Fecal		CFU/100 mL	200	283.2	86400	-	3,599.8
5439000	10/20/2021	1.46	1.46	0.3915	0.74	10467	88.7184%	Fecal		CFU/100 mL	200	283.2	86400	-	3,599.8
5439000	8/9/1994	1.45	1.45	0.3915	0.73	10469	88.7354%	Fecal		CFU/100 mL	200	283.2	86400	-	3,580.6
5439000	8/24/2004	1.45	1.45	0.3915	0.73	10469	88.7354%	Fecal		CFU/100 mL	200	283.2	86400	-	3,580.6
5439000	8/21/2020	1.45	1.45	0.3915	0.73	10469	88.7354%	Fecal		CFU/100 mL	200	283.2	86400	-	3,580.6
5439000	10/18/2002	1.44	1.44	0.3915	0.73	10472	88.7608%	Fecal		CFU/100 mL	200	283.2	86400	-	3,561.5
5439000	11/13/2003	1.44	1.44	0.3915	0.73	10472	88.7608%	Fecal		CFU/100 mL	200	283.2	86400	-	3,561.5
5439000	8/10/2004	1.44	1.44	0.3915	0.73	10472	88.7608%	Fecal		CFU/100 mL	200	283.2	86400	-	3,561.5
5439000	9/7/2008	1.44	1.44	0.3915	0.73	10472	88.7608%	Fecal		CFU/100 mL	200	283.2	86400	-	3,561.5
5439000	11/8/2010	1.44	1.44	0.3915	0.73	10472	88.7608%	Fecal		CFU/100 mL	200	283.2	86400	-	3,561.5
5439000	11/21/2010	1.44	1.44	0.3915	0.73	10472	88.7608%	Fecal		CFU/100 mL	200	283.2	86400	-	3,561.5
5439000	9/20/2011	1.44	1.44	0.3915	0.73	10472	88.7608%	Fecal		CFU/100 mL	200	283.2	86400	-	3,561.5
5439000	9/22/1994	1.43	1.43	0.3915	0.72	10479	88.8201%	Fecal		CFU/100 mL	200	283.2	86400	-	3,542.3
5439000	10/15/2002	1.43	1.43	0.3915	0.72	10479	88.8201%	Fecal		CFU/100 mL	200	283.2	86400	-	3,542.3
5439000	7/29/2012	1.43	1.43	0.3915	0.72	10479	88.8201%	Fecal		CFU/100 mL	200	283.2	86400	-	3,542.3
5439000	9/17/2018	1.43	1.43	0.3915	0.72	10479	88.8201%	Fecal		CFU/100 mL	200	283.2	86400	-	3,542.3
5439000	10/26/2003	1.42	1.42	0.3915	0.72	10483	88.8540%	Fecal		CFU/100 mL	200	283.2	86400	-	3,523.1
5439000	12/3/2003	1.41	1.41	0.3915	0.72	10484	88.8625%	Fecal		CFU/100 mL	200	283.2	86400	-	3,504.0
5439000	7/8/2005	1.41	1.41	0.3915	0.72	10484	88.8625%	Fecal		CFU/100 mL	200	283.2	86400	-	3,504.0
5439000	8/6/2006	1.41	1.41	0.3915	0.72	10484	88.8625%	Fecal		CFU/100 mL	200	283.2	86400	-	3,504.0
5439000	11/4/2010	1.41	1.41	0.3915	0.72	10484	88.8625%	Fecal		CFU/100 mL	200	283.2	86400	-	3,504.0
5439000	8/27/1995	1.4	1.4	0.3915	0.71	10488	88.8964%	Fecal		CFU/100 mL	200	283.2	86400	-	3,484.8
5439000	9/10/1995	1.4	1.4	0.3915	0.71	10488	88.8964%	Fecal		CFU/100 mL	200	283.2	86400	-	3,484.8
5439000	9/24/1995	1.4	1.4	0.3915	0.71	10488	88.8964%	Fecal		CFU/100 mL	200	283.2	86400	-	3,484.8
5439000	7/26/1997	1.4	1.4	0.3915	0.71	10488	88.8964%	Fecal		CFU/100 mL	200	283.2	86400	-	3,484.8
5439000	12/11/1997	1.4	1.4	0.3915	0.71	10488	88.8964%	Fecal		CFU/100 mL	200	283.2	86400	-	3,484.8
5439000	12/27/1997	1.4	1.4	0.3915	0.71	10488	88.8964%	Fecal		CFU/100 mL	200	283.2	86400	-	3,484.8
5439000	8/17/1998	1.4	1.4	0.3915	0.71	10488	88.8964%	Fecal		CFU/100 mL	200	283.2	86400	-	3,484.8
5439000	8/23/1998	1.4	1.4	0.3915	0.71	10488	88.8964%	Fecal		CFU/100 mL	200	283.2	86400	-	3,484.8
5439000	9/8/1998	1.4	1.4	0.3915	0.71	10488	88.8964%	Fecal		CFU/100 mL	200	283.2	86400	-	3,484.8
5439000	8/4/1999	1.4	1.4	0.3915	0.71	10488	88.8964%	Fecal		CFU/100 mL	200	283.2	86400	-	3,484.8
5439000	8/6/1999	1.4	1.4	0.3915	0.71	10488	88.8964%	Fecal		CFU/100 mL	200	283.2	86400	-	3,484.8
5439000	9/13/1999	1.4	1.4	0.3915	0.71	10488	88.8964%	Fecal		CFU/100 mL	200	283.2	86400	-	3,484.8
5439000	9/6/2001	1.4	1.4	0.3915	0.71	10488	88.8964%	Fecal		CFU/100 mL	200	283.2	86400	-	3,484.8
5439000	9/11/2001	1.4	1.4	0.3915	0.71	10488	88.8964%	Fecal		CFU/100 mL	200	283.2	86400	-	3,484.8
5439000	10/8/2002	1.4	1.4	0.3915	0.71	10488	88.8964%	Fecal		CFU/100 mL	200	283.2	86400	-	3,484.8
5439000	10/24/2002	1.4	1.4	0.3915	0.71	10488	88.8964%	Fecal		CFU/100 mL	200	283.2	86400	-	3,484.8
5439000	8/7/2003	1.4	1.4	0.3915	0.71	10488	88.8964%	Fecal		CFU/100 mL	200	283.2	86400	-	3,484.8
5439000	7/29/2006	1.4	1.4	0.3915	0.71	10488	88.8964%	Fecal		CFU/100 mL	200	283.2	86400	-	3,484.8
5439000	9/13/2010	1.4	1.4	0.3915	0.71	10488	88.8964%	Fecal		CFU/100 mL	200	283.2	86400	-	3,484.8
5439000	11/15/2005	1.39	1.39	0.3915	0.71	10507	89.0575%	Fecal		CFU/100 mL	200	283.2	86400	-	3,465.7
5439000	11/9/2010	1.39	1.39	0.3915	0.71	10507	89.0575%	Fecal		CFU/100 mL	200	283.2	86400	-	3,465.7
5439000	8/19/2011	1.39	1.39	0.3915	0.71	10507	89.0575%	Fecal		CFU/100 mL	200	283.2	86400	-	3,465.7
5439000	10/5/2013	1.39	1.39	0.3915	0.71	10507	89.0575%	Fecal		CFU/100 mL	200	283.2	86400	-	3,465.7
5439000	8/16/2008	1.38	1.38	0.3915	0.70	10511	89.0914%	Fecal		CFU/100 mL	200	283.2	86400	-	3,446.5
5439000	10/20/2015	1.38	1.38	0.3915	0.70	10511	89.0914%	Fecal		CFU/100 mL	200	283.2	86400	-	3,446.5
5439000	9/30/2018	1.38	1.38	0.3915	0.70	10511	89.0914%	Fecal		CFU/100 mL	200	283.2	86400	-	3,446.5
5439000	9/27/2006	1.37	1.37	0.3915	0.70	10514	89.1168%	Fecal		CFU/100 mL	200	283.2	86400	-	3,427.4
5439000	8/13/2012	1.37	1.37	0.3915	0.70	10514	89.1168%	Fecal		CFU/100 mL	200	283.2	86400	-	3,427.4
5439000	9/19/2013	1.37	1.37	0.3915	0.70	10514	89.1168%	Fecal		CFU/100 mL	200	283.2	86400	-	3,427.4
5439000	4/28/2003	1.36	1.36	0.3915	0.70	10517	89.1422%	Fecal		CFU/100 mL	200	283.2	86400	-	3,408.2
5439000	10/25/2004	1.36	1.36	0.3915	0.70	10517	89.1422%	Fecal		CFU/100 mL	200	283.2	86400	-	3,408.2
5439000	7/10/2005	1.36	1.36	0.3915	0.70	10517	89.1422%	Fecal		CFU/100 mL	200	283.2	86400	-	3,408.2
5439000	2/10/2006	1.36	1.36	0.3915	0.70	10517	89.1422%	Fecal		CFU/100 mL	200	283.2	86400	-	3,408.2
5439000	12/25/2012	1.36	1.36	0.3915	0.70	10517	89.1422%	Fecal		CFU/100 mL	200	283.2	86400	-	3,408.2
5439000	9/19/2016	1.36	1.36	0.3915	0.70	10517	89.1422%	Fecal		CFU/100 mL	200	283.2	86400	-	3,408.2
5439000	9/26/2010	1.35	1.35	0.3915	0.69	10523	89.1931%	Fecal		CFU/100 mL	200	283.2	86400	-	3,389.0
5439000	12/18/2010	1.35	1.35	0.3915	0.69	10523	89.1931%	Fecal		CFU/100 mL	200	283.2	86400	-	3,389.0
5439000	8/22/2020	1.35	1.35	0.3915	0.69	10523	89.1931%	Fecal		CFU/100 mL	200	283.2	86400	-	3,389.0
5439000	8/31/2021	1.35	1.35	0.3915	0.69	10523	89.1931%	Fecal		CFU/100 mL	200	283.2	86400	-	3,389.0
5439000	11/27/2003	1.34	1.34	0.3915	0.69	10527	89.2270%	Fecal		CFU/100 mL	200	283.2	86400	-	3,369.9
5439000	9/16/2004	1.34	1.34	0.3915	0.69	10527	89.2270%	Fecal		CFU/100 mL	200	283.2	86400	-	3,369.9
5439000	12/16/2010	1.33	1.33	0.3915	0.68	10529	89.2439%	Fecal		CFU/100 mL	200	283.2	86400	-	3,350.7
5439000	10/23/2002	1.32	1.32	0.3915	0.68	10530	89.2524%	Fecal		CFU/100 mL	200	283.2	86400	-	3,331.6
5439000	8/14/2005	1.32	1.32	0.3915	0.68	10530	89.2524%	Fecal		CFU/100 mL	200	283.2	86400	-	3,331.6
5439000	11/9/2005	1.32	1.32	0.3915	0.68	10530	89.2524%	Fecal		CFU/100 mL	200	283.2	86400	-	3,331.6
5439000	10/10/2012	1.32	1.32	0.3915	0.68	10530	89.2524%	Fecal		CFU/100 mL	200	283.2	86400	-	3,331.6
5439000	9/5/2013	1.32	1.32	0.3915	0.68	10530	89.2524%	Fecal		CFU/100 mL	200	283.2	86400	-	3,331.6
5439000	10/9/2015	1.32	1.32	0.3915	0.68	10530	89.2524%	Fecal		CFU/100 mL	200	283.2	86400	-	3,331.6
5439000	11/11/2003	1.31	1.31	0.3915	0.68	10536	89.3033%	Fecal		CFU/100 mL	200	283.2	86400	-	3,312.4
5439000	8/27/2013	1.31	1.31	0.3915	0.68	10536	89.3033%	Fecal		CFU/100 mL	200	283.2	86400	-	3,312.4
5439000	8/14/1995	1.3	1.3	0.3915	0.67	10538	89.3202%	Fecal		CFU/100 mL	200	283.2	86400	-	3,293.3
5439000	8/28/1995	1.3	1.3	0.3915	0.67	10538	89.3202%	Fecal		CFU/100 mL	200	283.2	86400	-	3,293.3
5439000	8/29/1995	1.3	1.3	0.3915	0.67	10538	89.3202%	Fecal		CFU/100 mL	200	283.2	86400	-	3,293.3
5439000	10/9/1997	1.3	1.3	0.3915	0.67	10538	89.3202%	Fecal		CFU/100 mL	200	283.2	86400	-	3,293.3
5439000	10/15/1997	1.3	1.3	0.3915	0.67	10538	89.3202%	Fecal		CFU/100 mL	200	283.2	86400	-	3,293.3
5439000	12/3/1997	1.3	1.3	0.3915	0.67	10538	89.3202%	Fecal		CFU/100 mL	200	283.2	86400	-	3,293.3
5439000	8/18/1998	1.3	1.3	0.3915	0.67	10538	89.3202%	Fecal		CFU/100 mL	200	283.2	86400	-	3,293.3
5439000	9/28/1998	1.3	1.3	0.3915	0.67	10538	89.3202%	Fecal		CFU/100 mL	200	283.2	86400	-	3,293.3
5439000	8/5/1999	1.3	1.3	0.3915	0.67	10538	89.3202%	Fecal		CFU/100 mL	200	283.2	86400	-	3,293.3
5439000	8/14/1999	1.3	1.3	0.3915	0.67	10538	89.3202%	Fecal		CFU/100 mL	200	283.2	86400	-	3,293.3
5439000	8/1/2001	1.3	1.3	0.3915	0.67	10538	89.3202%	Fecal		CFU/100 mL	200	283.2	86400	-	3,293.3
5439000	2/17/2004	1.3	1.3	0.3915	0.67	10538	89.3202%	Fecal		CFU/100 mL	200	283.2	86400	-	3,293.3
5439000	8/18/2004	1.3	1.3	0.3915	0.67	10538	89.3202%	Fecal		CFU/100 mL	200	283.2	86400	-	3,293.3
5439000	9/20/2006	1.3	1.3	0.3915	0.67	10538	89.3202%	Fecal		CFU/100 mL	200	283.2	86400	-	3,293.3
5439000	12/7/2010	1.3	1.3	0.3915	0.67	10538	89.3202%	Fecal		CFU/100 mL	200	283.2	86400	-	3,293.3
5439000	12/24/2010	1.3	1.3	0.3915	0.67	10538	89.3202%	Fecal		CFU/100 mL	200	283.2	86400	-	3,293.3
5439000	11/28/2013	1.3	1.3	0.3915	0.67	10538	89.3202%	Fecal		CFU/100 mL	200	283.2	86400	-	3,293.3
5439000	10/11/2015	1.3	1.3	0.3915	0.67	10538	89.3202%	Fecal		CFU/100 mL	200	283.2	86400	-	3,293.3
5439000	8/23/2020	1.3	1.3	0.3915	0.67	10538	89.3202%	Fecal		CFU/100 mL	200	283.2	86400	-	3,293.3
5439000	12/20/2010	1.29	1.29	0.3915	0.67	10557	89.4813%	Fecal		CFU/100 mL	200	283.2	86400	-	3,274.1
5439000	7/14/2012	1.29	1.29	0.3915	0.67	10557	89.4813%	Fecal		CFU/100 mL	200	283.2	86400	-	3,274.1
5439000	10/10/2021	1.29	1.29	0.3915	0.67	10557	89.4813%	Fecal		CFU/100 mL	200	283.2	86400	-	3,274.1
5439000	7/25/2005	1.28	1.28	0.3915	0.67	10560	89.5067%	Fecal		CFU/100 mL	200	283.2	86400	-	3,254.9
5439000	9/14/2012	1.28	1.28	0.3915	0.67	10560	89.5067%	Fecal		CFU/100 mL	200	283.2	86400	-	3,254.9
5439000	4/26/2003	1.26	1.26	0.3915	0.66	10562	89.5236%	Fecal		CFU/100 mL	200	283.2	86400	-	3,216.6
5439000	12/8/2003	1.26	1.26	0.3915	0.66	10562	89.5236%	Fecal		CFU/100 mL	200	283.2	86400	-	3,216.6
5439000	7/9/2005	1.26	1.26	0.3915	0.66	10562	89.5236%	Fecal		CFU/100 mL	200	283.2	86400	-	3,216.6
5439000	8/27/2012	1.26	1.26	0.3915	0.66	10562	89.5236%	Fecal		CFU/100 mL	200	283.2	86400	-	3,216.6
5439000	11/28/2003	1.25	1.25	0.3915	0.65	10566	89.5576%	Fecal		CFU/100 mL	200	283.2	86400	-	3,197.5
5439000	7/28/2005	1.25	1.25	0.3915	0.65	10566	89.5576%	Fecal		CFU/100 mL	200	283.2	86400	-	3,197.5
5439000	12/3/2013	1.25	1.25	0.3915	0.65	10566	89.5576%	Fecal		CFU/100 mL	200	283.2	86400	-	3,197.5
5439000	10/10/2015	1.25	1.25	0.3915	0.65	10566	89.5576%	Fecal		CFU/100 mL	200	283.2	86400	-	3,197.5
5439000	10/5/2021	1.25	1.25	0.3915	0.65	10566	89.5576%	Fecal		CFU/100 mL	200	283.2	86400	-	3,197.5
5439000	8/17/2008	1.24	1.24	0.3915	0.65	10571	89.5999%	Fecal		CFU/100 mL	200	283.2	86400	-	3,178.3
5439000	11/30/2005	1.23	1.23	0.3915	0.65	10572	89.6084%	Fecal		CFU/100 mL	200	283.2	86400	-	3,159.2
5439000	2/11/2006	1.23	1.23	0.3915	0.65	10572	89.6084%	Fecal		CFU/100 mL	200	283.2	86400	-	3,159.2
5439000	8/28/2006	1.23	1.23	0.3915	0.65	10572	89.6084%	Fecal		CFU/100 mL	200	283.2	86400	-	3,159.2
5439000	9/21/2012	1.23	1.23	0.3915	0.65	10572	89.6084%	Fecal		CFU/100 mL	200	283.2	86400	-	3,159.2
5439000	8/24/2018	1.23	1.23	0.3915	0.65	10572	89.6084%	Fecal		CFU/100 mL	200	283.2	86400	-	3,159.2
5439000	10/7/2013	1.22	1.22	0.3915	0.64	10577	89.6508%	Fecal		CFU/100 mL	200	283.2	86400	-	3,140.0
5439000	10/12/2015	1.22	1.22	0.3915	0.64	10577	89.6508%	Fecal		CFU/100 mL	200	283.2	86400	-	3,140.0
5439000	9/25/2014	1.21	1.21	0.3915	0.64	10579	89.6677%	Fecal		CFU/100 mL	200	283.2	86400	-	3,120.8
5439000	9/3/1991	1.2	1.2	0.3915	0.63	10580	89.6762%	Fecal		CFU/100 mL	200	283.2	86400	-	3,101.7
5439000	8/30/1995	1.2	1.2	0.3915	0.63	10580	89.6762%	Fecal		CFU/100 mL	200	283.2	86400	-	3,101.7
5439000	9/25/1995	1.2	1.2	0.3915	0.63	10580	89.6762%	Fecal		CFU/100 mL	200	283.2	86400	-	3,101.7
5439000	9/30/1995	1.2	1.2	0.3915	0.63	10580	89.6762%	Fecal		CFU/100 mL	200	283.2	86400	-	3,101.7
5439000	10/14/1995	1.2	1.2	0.3915	0.63	10580	89.6762%	Fecal		CFU/100 mL	200	283.2	86400	-	3,101.7

Gage ID	Date	Discharge (CFS)	Gage Discharge (less Surrogate NPDES) (CFS)	Watershed Area Ratio	Calculated flow (CFS)	Rank	Flow Exceedance %	Parameter	Results	Units (mg or micro_gram	Limit/Standard	100mL/CF	sec/day	Actual Load (million colonies/day)	Allowable Load (million colonies/day)
5439000	8/22/1997	1.2	1.2	0.3915	0.63	10580	89.6762%	Fecal		CFU/100 mL	200	283.2	86400	-	3,101.7
5439000	10/19/1997	1.2	1.2	0.3915	0.63	10580	89.6762%	Fecal		CFU/100 mL	200	283.2	86400	-	3,101.7
5439000	10/24/1997	1.2	1.2	0.3915	0.63	10580	89.6762%	Fecal		CFU/100 mL	200	283.2	86400	-	3,101.7
5439000	11/8/1997	1.2	1.2	0.3915	0.63	10580	89.6762%	Fecal		CFU/100 mL	200	283.2	86400	-	3,101.7
5439000	12/2/1997	1.2	1.2	0.3915	0.63	10580	89.6762%	Fecal		CFU/100 mL	200	283.2	86400	-	3,101.7
5439000	12/4/1997	1.2	1.2	0.3915	0.63	10580	89.6762%	Fecal		CFU/100 mL	200	283.2	86400	-	3,101.7
5439000	8/22/1998	1.2	1.2	0.3915	0.63	10580	89.6762%	Fecal		CFU/100 mL	200	283.2	86400	-	3,101.7
5439000	9/9/1998	1.2	1.2	0.3915	0.63	10580	89.6762%	Fecal		CFU/100 mL	200	283.2	86400	-	3,101.7
5439000	9/23/1998	1.2	1.2	0.3915	0.63	10580	89.6762%	Fecal		CFU/100 mL	200	283.2	86400	-	3,101.7
5439000	9/7/2000	1.2	1.2	0.3915	0.63	10580	89.6762%	Fecal		CFU/100 mL	200	283.2	86400	-	3,101.7
5439000	9/17/2001	1.2	1.2	0.3915	0.63	10580	89.6762%	Fecal		CFU/100 mL	200	283.2	86400	-	3,101.7
5439000	7/22/2002	1.2	1.2	0.3915	0.63	10580	89.6762%	Fecal		CFU/100 mL	200	283.2	86400	-	3,101.7
5439000	12/4/2003	1.2	1.2	0.3915	0.63	10580	89.6762%	Fecal		CFU/100 mL	200	283.2	86400	-	3,101.7
5439000	1/21/2004	1.2	1.2	0.3915	0.63	10580	89.6762%	Fecal		CFU/100 mL	200	283.2	86400	-	3,101.7
5439000	1/26/2004	1.2	1.2	0.3915	0.63	10580	89.6762%	Fecal		CFU/100 mL	200	283.2	86400	-	3,101.7
5439000	1/27/2004	1.2	1.2	0.3915	0.63	10580	89.6762%	Fecal		CFU/100 mL	200	283.2	86400	-	3,101.7
5439000	1/28/2004	1.2	1.2	0.3915	0.63	10580	89.6762%	Fecal		CFU/100 mL	200	283.2	86400	-	3,101.7
5439000	1/29/2004	1.2	1.2	0.3915	0.63	10580	89.6762%	Fecal		CFU/100 mL	200	283.2	86400	-	3,101.7
5439000	1/30/2004	1.2	1.2	0.3915	0.63	10580	89.6762%	Fecal		CFU/100 mL	200	283.2	86400	-	3,101.7
5439000	1/31/2004	1.2	1.2	0.3915	0.63	10580	89.6762%	Fecal		CFU/100 mL	200	283.2	86400	-	3,101.7
5439000	2/11/2004	1.2	1.2	0.3915	0.63	10580	89.6762%	Fecal		CFU/100 mL	200	283.2	86400	-	3,101.7
5439000	2/12/2004	1.2	1.2	0.3915	0.63	10580	89.6762%	Fecal		CFU/100 mL	200	283.2	86400	-	3,101.7
5439000	2/13/2004	1.2	1.2	0.3915	0.63	10580	89.6762%	Fecal		CFU/100 mL	200	283.2	86400	-	3,101.7
5439000	2/14/2004	1.2	1.2	0.3915	0.63	10580	89.6762%	Fecal		CFU/100 mL	200	283.2	86400	-	3,101.7
5439000	2/15/2004	1.2	1.2	0.3915	0.63	10580	89.6762%	Fecal		CFU/100 mL	200	283.2	86400	-	3,101.7
5439000	2/16/2004	1.2	1.2	0.3915	0.63	10580	89.6762%	Fecal		CFU/100 mL	200	283.2	86400	-	3,101.7
5439000	9/1/2021	1.2	1.2	0.3915	0.63	10580	89.6762%	Fecal		CFU/100 mL	200	283.2	86400	-	3,101.7
5439000	10/29/2004	1.19	1.19	0.3915	0.63	10612	89.9474%	Fecal		CFU/100 mL	200	283.2	86400	-	3,082.5
5439000	12/2/2005	1.19	1.19	0.3915	0.63	10612	89.9474%	Fecal		CFU/100 mL	200	283.2	86400	-	3,082.5
5439000	3/6/2006	1.19	1.19	0.3915	0.63	10612	89.9474%	Fecal		CFU/100 mL	200	283.2	86400	-	3,082.5
5439000	7/30/2006	1.19	1.19	0.3915	0.63	10612	89.9474%	Fecal		CFU/100 mL	200	283.2	86400	-	3,082.5
5439000	7/6/2012	1.19	1.19	0.3915	0.63	10612	89.9474%	Fecal		CFU/100 mL	200	283.2	86400	-	3,082.5
5439000	8/26/2012	1.19	1.19	0.3915	0.63	10612	89.9474%	Fecal		CFU/100 mL	200	283.2	86400	-	3,082.5
5439000	10/16/2003	1.18	1.18	0.3915	0.63	10618	89.9983%	Fecal		CFU/100 mL	200	283.2	86400	-	3,063.4
5439000	11/11/2004	1.18	1.18	0.3915	0.63	10618	89.9983%	Fecal		CFU/100 mL	200	283.2	86400	-	3,063.4
5439000	1/6/2006	1.18	1.18	0.3915	0.63	10618	89.9983%	Fecal		CFU/100 mL	200	283.2	86400	-	3,063.4
5439000	12/22/2002	1.17	1.17	0.3915	0.62	10621	90.0237%	Fecal		CFU/100 mL	200	283.2	86400	-	3,044.2
5439000	11/30/2003	1.16	1.16	0.3915	0.62	10622	90.0322%	Fecal		CFU/100 mL	200	283.2	86400	-	3,025.1
5439000	7/23/2005	1.16	1.16	0.3915	0.62	10622	90.0322%	Fecal		CFU/100 mL	200	283.2	86400	-	3,025.1
5439000	9/8/2006	1.16	1.16	0.3915	0.62	10622	90.0322%	Fecal		CFU/100 mL	200	283.2	86400	-	3,025.1
5439000	8/27/2018	1.16	1.16	0.3915	0.62	10622	90.0322%	Fecal		CFU/100 mL	200	283.2	86400	-	3,025.1
5439000	11/17/2002	1.15	1.15	0.3915	0.61	10626	90.0661%	Fecal		CFU/100 mL	200	283.2	86400	-	3,005.9
5439000	10/9/2012	1.15	1.15	0.3915	0.61	10626	90.0661%	Fecal		CFU/100 mL	200	283.2	86400	-	3,005.9
5439000	8/19/2002	1.14	1.14	0.3915	0.61	10628	90.0831%	Fecal		CFU/100 mL	200	283.2	86400	-	2,986.7
5439000	11/12/2003	1.14	1.14	0.3915	0.61	10628	90.0831%	Fecal		CFU/100 mL	200	283.2	86400	-	2,986.7
5439000	10/22/2004	1.14	1.14	0.3915	0.61	10628	90.0831%	Fecal		CFU/100 mL	200	283.2	86400	-	2,986.7
5439000	9/16/2012	1.14	1.14	0.3915	0.61	10628	90.0831%	Fecal		CFU/100 mL	200	283.2	86400	-	2,986.7
5439000	8/29/2006	1.13	1.13	0.3915	0.61	10632	90.1170%	Fecal		CFU/100 mL	200	283.2	86400	-	2,967.6
5439000	8/2/2012	1.13	1.13	0.3915	0.61	10632	90.1170%	Fecal		CFU/100 mL	200	283.2	86400	-	2,967.6
5439000	10/7/2020	1.13	1.13	0.3915	0.61	10632	90.1170%	Fecal		CFU/100 mL	200	283.2	86400	-	2,967.6
5439000	10/13/2006	1.12	1.12	0.3915	0.60	10635	90.1424%	Fecal		CFU/100 mL	200	283.2	86400	-	2,948.4
5439000	9/20/2012	1.12	1.12	0.3915	0.60	10635	90.1424%	Fecal		CFU/100 mL	200	283.2	86400	-	2,948.4
5439000	10/22/2021	1.12	1.12	0.3915	0.60	10635	90.1424%	Fecal		CFU/100 mL	200	283.2	86400	-	2,948.4
5439000	8/12/2002	1.11	1.11	0.3915	0.60	10638	90.1678%	Fecal		CFU/100 mL	200	283.2	86400	-	2,929.3
5439000	11/13/2004	1.11	1.11	0.3915	0.60	10638	90.1678%	Fecal		CFU/100 mL	200	283.2	86400	-	2,929.3
5439000	8/18/2008	1.11	1.11	0.3915	0.60	10638	90.1678%	Fecal		CFU/100 mL	200	283.2	86400	-	2,929.3
5439000	12/19/2010	1.11	1.11	0.3915	0.60	10638	90.1678%	Fecal		CFU/100 mL	200	283.2	86400	-	2,929.3
5439000	9/5/2017	1.11	1.11	0.3915	0.60	10638	90.1678%	Fecal		CFU/100 mL	200	283.2	86400	-	2,929.3
5439000	8/21/1992	1.1	1.1	0.3915	0.59	10643	90.2102%	Fecal		CFU/100 mL	200	283.2	86400	-	2,910.1
5439000	8/31/1995	1.1	1.1	0.3915	0.59	10643	90.2102%	Fecal		CFU/100 mL	200	283.2	86400	-	2,910.1
5439000	9/19/1995	1.1	1.1	0.3915	0.59	10643	90.2102%	Fecal		CFU/100 mL	200	283.2	86400	-	2,910.1
5439000	11/27/1997	1.1	1.1	0.3915	0.59	10643	90.2102%	Fecal		CFU/100 mL	200	283.2	86400	-	2,910.1
5439000	11/28/1997	1.1	1.1	0.3915	0.59	10643	90.2102%	Fecal		CFU/100 mL	200	283.2	86400	-	2,910.1
5439000	12/30/1997	1.1	1.1	0.3915	0.59	10643	90.2102%	Fecal		CFU/100 mL	200	283.2	86400	-	2,910.1
5439000	8/21/1998	1.1	1.1	0.3915	0.59	10643	90.2102%	Fecal		CFU/100 mL	200	283.2	86400	-	2,910.1
5439000	9/6/1998	1.1	1.1	0.3915	0.59	10643	90.2102%	Fecal		CFU/100 mL	200	283.2	86400	-	2,910.1
5439000	8/17/2001	1.1	1.1	0.3915	0.59	10643	90.2102%	Fecal		CFU/100 mL	200	283.2	86400	-	2,910.1
5439000	11/23/2002	1.1	1.1	0.3915	0.59	10643	90.2102%	Fecal		CFU/100 mL	200	283.2	86400	-	2,910.1
5439000	1/22/2004	1.1	1.1	0.3915	0.59	10643	90.2102%	Fecal		CFU/100 mL	200	283.2	86400	-	2,910.1
5439000	1/23/2004	1.1	1.1	0.3915	0.59	10643	90.2102%	Fecal		CFU/100 mL	200	283.2	86400	-	2,910.1
5439000	1/24/2004	1.1	1.1	0.3915	0.59	10643	90.2102%	Fecal		CFU/100 mL	200	283.2	86400	-	2,910.1
5439000	1/25/2004	1.1	1.1	0.3915	0.59	10643	90.2102%	Fecal		CFU/100 mL	200	283.2	86400	-	2,910.1
5439000	2/1/2004	1.1	1.1	0.3915	0.59	10643	90.2102%	Fecal		CFU/100 mL	200	283.2	86400	-	2,910.1
5439000	2/2/2004	1.1	1.1	0.3915	0.59	10643	90.2102%	Fecal		CFU/100 mL	200	283.2	86400	-	2,910.1
5439000	2/3/2004	1.1	1.1	0.3915	0.59	10643	90.2102%	Fecal		CFU/100 mL	200	283.2	86400	-	2,910.1
5439000	2/4/2004	1.1	1.1	0.3915	0.59	10643	90.2102%	Fecal		CFU/100 mL	200	283.2	86400	-	2,910.1
5439000	2/5/2004	1.1	1.1	0.3915	0.59	10643	90.2102%	Fecal		CFU/100 mL	200	283.2	86400	-	2,910.1
5439000	2/6/2004	1.1	1.1	0.3915	0.59	10643	90.2102%	Fecal		CFU/100 mL	200	283.2	86400	-	2,910.1
5439000	2/7/2004	1.1	1.1	0.3915	0.59	10643	90.2102%	Fecal		CFU/100 mL	200	283.2	86400	-	2,910.1
5439000	2/8/2004	1.1	1.1	0.3915	0.59	10643	90.2102%	Fecal		CFU/100 mL	200	283.2	86400	-	2,910.1
5439000	2/9/2004	1.1	1.1	0.3915	0.59	10643	90.2102%	Fecal		CFU/100 mL	200	283.2	86400	-	2,910.1
5439000	2/10/2004	1.1	1.1	0.3915	0.59	10643	90.2102%	Fecal		CFU/100 mL	200	283.2	86400	-	2,910.1
5439000	2/16/2006	1.1	1.1	0.3915	0.59	10643	90.2102%	Fecal		CFU/100 mL	200	283.2	86400	-	2,910.1
5439000	2/17/2006	1.1	1.1	0.3915	0.59	10643	90.2102%	Fecal		CFU/100 mL	200	283.2	86400	-	2,910.1
5439000	2/18/2006	1.1	1.1	0.3915	0.59	10643	90.2102%	Fecal		CFU/100 mL	200	283.2	86400	-	2,910.1
5439000	1/18/2013	1.1	1.1	0.3915	0.59	10643	90.2102%	Fecal		CFU/100 mL	200	283.2	86400	-	2,910.1
5439000	10/6/2020	1.1	1.1	0.3915	0.59	10643	90.2102%	Fecal		CFU/100 mL	200	283.2	86400	-	2,910.1
5439000	9/3/2002	1.09	1.09	0.3915	0.59	10672	90.4560%	Fecal		CFU/100 mL	200	283.2	86400	-	2,891.0
5439000	2/12/2006	1.09	1.09	0.3915	0.59	10672	90.4560%	Fecal		CFU/100 mL	200	283.2	86400	-	2,891.0
5439000	9/26/2014	1.09	1.09	0.3915	0.59	10672	90.4560%	Fecal		CFU/100 mL	200	283.2	86400	-	2,891.0
5439000	10/14/2002	1.08	1.08	0.3915	0.59	10675	90.4814%	Fecal		CFU/100 mL	200	283.2	86400	-	2,871.8
5439000	11/29/2003	1.08	1.08	0.3915	0.59	10675	90.4814%	Fecal		CFU/100 mL	200	283.2	86400	-	2,871.8
5439000	8/23/2008	1.08	1.08	0.3915	0.59	10675	90.4814%	Fecal		CFU/100 mL	200	283.2	86400	-	2,871.8
5439000	8/31/2004	1.07	1.07	0.3915	0.58	10678	90.5069%	Fecal		CFU/100 mL	200	283.2	86400	-	2,852.6
5439000	9/6/2004	1.07	1.07	0.3915	0.58	10678	90.5069%	Fecal		CFU/100 mL	200	283.2	86400	-	2,852.6
5439000	8/23/2005	1.07	1.07	0.3915	0.58	10678	90.5069%	Fecal		CFU/100 mL	200	283.2	86400	-	2,852.6
5439000	9/23/2002	1.06	1.06	0.3915	0.58	10681	90.5323%	Fecal		CFU/100 mL	200	283.2	86400	-	2,833.5
5439000	10/16/2002	1.05	1.05	0.3915	0.58	10682	90.5408%	Fecal		CFU/100 mL	200	283.2	86400	-	2,814.3
5439000	8/14/2013	1.05	1.05	0.3915	0.58	10682	90.5408%	Fecal		CFU/100 mL	200	283.2	86400	-	2,814.3
5439000	7/24/2005	1.04	1.04	0.3915	0.57	10684	90.5577%	Fecal		CFU/100 mL	200	283.2	86400	-	2,795.2
5439000	8/7/2006	1.04	1.04	0.3915	0.57	10684	90.5577%	Fecal		CFU/100 mL	200	283.2	86400	-	2,795.2
5439000	9/15/2010	1.04	1.04	0.3915	0.57	10684	90.5577%	Fecal		CFU/100 mL	200	283.2	86400	-	2,795.2
5439000	9/14/1994	1.03	1.03	0.3915	0.57	10687	90.5831%	Fecal		CFU/100 mL	200	283.2	86400	-	2,776.0
5439000	8/20/2008	1.03	1.03	0.3915	0.57	10687	90.5831%	Fecal		CFU/100 mL	200	283.2	86400	-	2,776.0
5439000	9/6/2011	1.03	1.03	0.3915	0.57	10687	90.5831%	Fecal		CFU/100 mL	200	283.2	86400	-	2,776.0
5439000	9/13/1994	1.02	1.02	0.3915	0.56	10690	90.6086%	Fecal		CFU/100 mL	200	283.2	86400	-	2,756.9
5439000	9/4/2002	1.02	1.02	0.3915	0.56	10690	90.6086%	Fecal		CFU/100 mL	200	283.2	86400	-	2,756.9
5439000	11/12/2004	1.01	1.01	0.3915	0.56	10692	90.6255%	Fecal		CFU/100 mL	200	283.2	86400	-	2,737.7
5439000	2/14/2006	1.01	1.01	0.3915	0.56	10692	90.6255%	Fecal		CFU/100 mL	200	283.2	86400	-	2,737.7
5439000	8/28/2012	1.01	1.01	0.3915	0.56	10692	90.6255%	Fecal		CFU/100 mL	200	283.2	86400	-	2,737.7
5439000	10/22/2015	1.01	1.01	0.3915	0.56	10692	90.6255%	Fecal		CFU/100 mL	200	283.2	86400	-	2,737.7
5439000	9/28/2018	1.01	1.01	0.3915	0.56	10692	90.6255%	Fecal		CFU/100 mL	200	283.2	86400	-	2,737.7
5439000	12/10/1997	1	1	0.3915	0.56	10697	90.6679%	Fecal		CFU/100 mL	200	283.2	86400	-	2,718.5
5439000	12/12/1997	1	1	0.3915	0.56	10697	90.6679%	Fecal		CFU/100 mL	200	283.2	86400	-	2,718.5
5439000	12/28/1997	1	1	0.3915	0.56	10697	90.6679%	Fecal		CFU/100 mL	200	283.2	86400	-	2,718.5
5439000	12/29/1997	1	1	0.3915	0.56	10697	90.6679%	Fecal		CFU/100 mL	200	283.2	86400	-	2,718.5
5439000	9/24/1998	1	1	0.3915	0.56	10697	90.6679%	Fecal		CFU/100 mL	200	283.2	86400	-	2,718.5
5439000	8/30/1999	1	1	0.3915	0.56	10697	90.6679%	Fecal		CFU/100 mL	200	283.2	86400	-	2,718.5
5439000	12/16/2002	1	1	0.3915	0.56	10697	90.6679%	Fecal		CFU/100 mL	200	283.2	86400	-	2,718.5
5439000	2/15/2006	1	1	0.3915	0.56	10697	90.6679%	Fecal		CFU/100 mL	200	283.2	86400	-	2,718.5
5439000	2/19/2006	1	1	0.3915	0.56	10697	90.6679%	Fecal		CFU/100 mL	200	283.2	86400	-	2,718.5
5439000	2/20/2006	1	1	0.3915	0.56	10697	90.6679%	Fecal		CFU/100 mL	200	283.2	86400	-	2,718.5
5439000	2/21/2006	1	1	0.3915	0.56	10697	90.6679%	Fecal		CFU/100 mL	200	283.2	86400	-	2,718.5
5439000	2/22/2006	1	1	0.3915	0.56	10697	90.6679%	Fecal		CFU/100 mL	200	283.2	86400	-	2,718.5
5439000	2/23/2006	1	1	0.3915	0.56	10697	90.6679%	Fecal		CFU/100 mL	200	283.2	86400	-	2,718.5
5439000	9/28/2006	1	1	0.3915	0.56	10697	90.6679%	Fecal		CFU/100 mL	200	283.2	86400	-	2,718.5

Gage ID	Date	Discharge (CFS)	Gage Discharge (less Surrogate NPDES) (CFS)	Watershed Area Ratio	Calculated flow (CFS)	Rank	Flow Exceedance %	Parameter	Results	Units (mg or micro_gram	Limit/Standard	100mL/CF	sec/day	Actual Load (million colonies/day)	Allowable Load (million colonies/day)
5439000	12/17/2010	1	1	0.3915	0.56	10697	90.6679%	Fecal		CFU/100 mL	200	283.2	86400	-	2,718.5
5439000	12/21/2010	1	1	0.3915	0.56	10697	90.6679%	Fecal		CFU/100 mL	200	283.2	86400	-	2,718.5
5439000	1/19/2013	1	1	0.3915	0.56	10697	90.6679%	Fecal		CFU/100 mL	200	283.2	86400	-	2,718.5
5439000	1/25/2013	1	1	0.3915	0.56	10697	90.6679%	Fecal		CFU/100 mL	200	283.2	86400	-	2,718.5
5439000	10/13/2015	1	1	0.3915	0.56	10697	90.6679%	Fecal		CFU/100 mL	200	283.2	86400	-	2,718.5
5439000	9/6/2017	1	1	0.3915	0.56	10697	90.6679%	Fecal		CFU/100 mL	200	283.2	86400	-	2,718.5
5439000	9/7/2017	1	1	0.3915	0.56	10697	90.6679%	Fecal		CFU/100 mL	200	283.2	86400	-	2,718.5
5439000	9/29/2018	1	1	0.3915	0.56	10697	90.6679%	Fecal		CFU/100 mL	200	283.2	86400	-	2,718.5
5439000	10/2/1995	0.99	0.99	0.3915	0.55	10719	90.8544%	Fecal		CFU/100 mL	200	283.2	86400	-	2,699.4
5439000	10/18/1995	0.97	0.97	0.3915	0.54	10720	90.8629%	Fecal		CFU/100 mL	200	283.2	86400	-	2,661.1
5439000	12/31/1997	0.97	0.97	0.3915	0.54	10720	90.8629%	Fecal		CFU/100 mL	200	283.2	86400	-	2,661.1
5439000	10/27/2003	0.97	0.97	0.3915	0.54	10720	90.8629%	Fecal		CFU/100 mL	200	283.2	86400	-	2,661.1
5439000	2/13/2006	0.97	0.97	0.3915	0.54	10720	90.8629%	Fecal		CFU/100 mL	200	283.2	86400	-	2,661.1
5439000	12/5/1997	0.96	0.96	0.3915	0.54	10724	90.8968%	Fecal		CFU/100 mL	200	283.2	86400	-	2,641.9
5439000	12/1/2003	0.96	0.96	0.3915	0.54	10724	90.8968%	Fecal		CFU/100 mL	200	283.2	86400	-	2,641.9
5439000	2/24/2006	0.96	0.96	0.3915	0.54	10724	90.8968%	Fecal		CFU/100 mL	200	283.2	86400	-	2,641.9
5439000	8/25/1991	0.95	0.95	0.3915	0.54	10727	90.9222%	Fecal		CFU/100 mL	200	283.2	86400	-	2,622.8
5439000	9/9/1994	0.95	0.95	0.3915	0.54	10727	90.9222%	Fecal		CFU/100 mL	200	283.2	86400	-	2,622.8
5439000	12/24/1997	0.95	0.95	0.3915	0.54	10727	90.9222%	Fecal		CFU/100 mL	200	283.2	86400	-	2,622.8
5439000	9/25/1998	0.95	0.95	0.3915	0.54	10727	90.9222%	Fecal		CFU/100 mL	200	283.2	86400	-	2,622.8
5439000	10/26/2004	0.95	0.95	0.3915	0.54	10727	90.9222%	Fecal		CFU/100 mL	200	283.2	86400	-	2,622.8
5439000	9/18/2010	0.95	0.95	0.3915	0.54	10727	90.9222%	Fecal		CFU/100 mL	200	283.2	86400	-	2,622.8
5439000	7/13/2012	0.95	0.95	0.3915	0.54	10727	90.9222%	Fecal		CFU/100 mL	200	283.2	86400	-	2,622.8
5439000	8/7/2012	0.95	0.95	0.3915	0.54	10727	90.9222%	Fecal		CFU/100 mL	200	283.2	86400	-	2,622.8
5439000	9/23/2018	0.95	0.95	0.3915	0.54	10727	90.9222%	Fecal		CFU/100 mL	200	283.2	86400	-	2,622.8
5439000	11/16/2002	0.94	0.94	0.3915	0.53	10736	90.9985%	Fecal		CFU/100 mL	200	283.2	86400	-	2,603.6
5439000	12/23/2002	0.94	0.94	0.3915	0.53	10736	90.9985%	Fecal		CFU/100 mL	200	283.2	86400	-	2,603.6
5439000	8/24/1992	0.93	0.93	0.3915	0.53	10738	91.0154%	Fecal		CFU/100 mL	200	283.2	86400	-	2,584.4
5439000	8/15/1999	0.93	0.93	0.3915	0.53	10738	91.0154%	Fecal		CFU/100 mL	200	283.2	86400	-	2,584.4
5439000	7/26/2001	0.93	0.93	0.3915	0.53	10738	91.0154%	Fecal		CFU/100 mL	200	283.2	86400	-	2,584.4
5439000	8/14/2004	0.93	0.93	0.3915	0.53	10738	91.0154%	Fecal		CFU/100 mL	200	283.2	86400	-	2,584.4
5439000	11/14/2004	0.93	0.93	0.3915	0.53	10738	91.0154%	Fecal		CFU/100 mL	200	283.2	86400	-	2,584.4
5439000	10/21/1996	0.92	0.92	0.3915	0.52	10743	91.0578%	Fecal		CFU/100 mL	200	283.2	86400	-	2,565.3
5439000	1/1/1998	0.92	0.92	0.3915	0.52	10743	91.0578%	Fecal		CFU/100 mL	200	283.2	86400	-	2,565.3
5439000	8/25/2001	0.92	0.92	0.3915	0.52	10743	91.0578%	Fecal		CFU/100 mL	200	283.2	86400	-	2,565.3
5439000	8/19/2008	0.92	0.92	0.3915	0.52	10743	91.0578%	Fecal		CFU/100 mL	200	283.2	86400	-	2,565.3
5439000	10/19/2015	0.92	0.92	0.3915	0.52	10743	91.0578%	Fecal		CFU/100 mL	200	283.2	86400	-	2,565.3
5439000	8/21/2002	0.91	0.91	0.3915	0.52	10748	91.1002%	Fecal		CFU/100 mL	200	283.2	86400	-	2,546.1
5439000	11/16/2004	0.91	0.91	0.3915	0.52	10748	91.1002%	Fecal		CFU/100 mL	200	283.2	86400	-	2,546.1
5439000	10/6/2006	0.91	0.91	0.3915	0.52	10748	91.1002%	Fecal		CFU/100 mL	200	283.2	86400	-	2,546.1
5439000	11/10/1997	0.9	0.9	0.3915	0.52	10751	91.1256%	Fecal		CFU/100 mL	200	283.2	86400	-	2,527.0
5439000	11/24/2002	0.9	0.9	0.3915	0.52	10751	91.1256%	Fecal		CFU/100 mL	200	283.2	86400	-	2,527.0
5439000	12/31/2005	0.9	0.9	0.3915	0.52	10751	91.1256%	Fecal		CFU/100 mL	200	283.2	86400	-	2,527.0
5439000	1/7/2006	0.9	0.9	0.3915	0.52	10751	91.1256%	Fecal		CFU/100 mL	200	283.2	86400	-	2,527.0
5439000	2/25/2006	0.9	0.9	0.3915	0.52	10751	91.1256%	Fecal		CFU/100 mL	200	283.2	86400	-	2,527.0
5439000	2/26/2006	0.9	0.9	0.3915	0.52	10751	91.1256%	Fecal		CFU/100 mL	200	283.2	86400	-	2,527.0
5439000	1/20/2013	0.9	0.9	0.3915	0.52	10751	91.1256%	Fecal		CFU/100 mL	200	283.2	86400	-	2,527.0
5439000	10/19/2013	0.9	0.9	0.3915	0.52	10751	91.1256%	Fecal		CFU/100 mL	200	283.2	86400	-	2,527.0
5439000	11/16/1997	0.89	0.89	0.3915	0.51	10759	91.1934%	Fecal		CFU/100 mL	200	283.2	86400	-	2,507.8
5439000	9/6/2002	0.89	0.89	0.3915	0.51	10759	91.1934%	Fecal		CFU/100 mL	200	283.2	86400	-	2,507.8
5439000	10/13/2002	0.89	0.89	0.3915	0.51	10759	91.1934%	Fecal		CFU/100 mL	200	283.2	86400	-	2,507.8
5439000	11/15/2002	0.89	0.89	0.3915	0.51	10759	91.1934%	Fecal		CFU/100 mL	200	283.2	86400	-	2,507.8
5439000	10/28/2003	0.89	0.89	0.3915	0.51	10759	91.1934%	Fecal		CFU/100 mL	200	283.2	86400	-	2,507.8
5439000	10/23/2013	0.89	0.89	0.3915	0.51	10759	91.1934%	Fecal		CFU/100 mL	200	283.2	86400	-	2,507.8
5439000	10/16/1997	0.88	0.88	0.3915	0.51	10765	91.2443%	Fecal		CFU/100 mL	200	283.2	86400	-	2,488.6
5439000	9/12/2003	0.88	0.88	0.3915	0.51	10765	91.2443%	Fecal		CFU/100 mL	200	283.2	86400	-	2,488.6
5439000	2/27/2006	0.88	0.88	0.3915	0.51	10765	91.2443%	Fecal		CFU/100 mL	200	283.2	86400	-	2,488.6
5439000	8/19/2012	0.88	0.88	0.3915	0.51	10765	91.2443%	Fecal		CFU/100 mL	200	283.2	86400	-	2,488.6
5439000	12/26/2012	0.88	0.88	0.3915	0.51	10765	91.2443%	Fecal		CFU/100 mL	200	283.2	86400	-	2,488.6
5439000	9/2/2021	0.88	0.88	0.3915	0.51	10765	91.2443%	Fecal		CFU/100 mL	200	283.2	86400	-	2,488.6
5439000	9/11/1995	0.87	0.87	0.3915	0.50	10771	91.2951%	Fecal		CFU/100 mL	200	283.2	86400	-	2,469.5
5439000	7/27/1997	0.87	0.87	0.3915	0.50	10771	91.2951%	Fecal		CFU/100 mL	200	283.2	86400	-	2,469.5
5439000	10/17/2002	0.87	0.87	0.3915	0.50	10771	91.2951%	Fecal		CFU/100 mL	200	283.2	86400	-	2,469.5
5439000	7/31/2006	0.87	0.87	0.3915	0.50	10771	91.2951%	Fecal		CFU/100 mL	200	283.2	86400	-	2,469.5
5439000	9/27/2014	0.87	0.87	0.3915	0.50	10771	91.2951%	Fecal		CFU/100 mL	200	283.2	86400	-	2,469.5
5439000	12/6/1997	0.86	0.86	0.3915	0.50	10776	91.3375%	Fecal		CFU/100 mL	200	283.2	86400	-	2,450.3
5439000	9/19/1999	0.86	0.86	0.3915	0.50	10776	91.3375%	Fecal		CFU/100 mL	200	283.2	86400	-	2,450.3
5439000	7/27/2001	0.86	0.86	0.3915	0.50	10776	91.3375%	Fecal		CFU/100 mL	200	283.2	86400	-	2,450.3
5439000	8/4/2001	0.86	0.86	0.3915	0.50	10776	91.3375%	Fecal		CFU/100 mL	200	283.2	86400	-	2,450.3
5439000	9/12/2001	0.86	0.86	0.3915	0.50	10776	91.3375%	Fecal		CFU/100 mL	200	283.2	86400	-	2,450.3
5439000	7/24/2002	0.86	0.86	0.3915	0.50	10776	91.3375%	Fecal		CFU/100 mL	200	283.2	86400	-	2,450.3
5439000	8/20/2004	0.86	0.86	0.3915	0.50	10776	91.3375%	Fecal		CFU/100 mL	200	283.2	86400	-	2,450.3
5439000	9/1/2004	0.86	0.86	0.3915	0.50	10776	91.3375%	Fecal		CFU/100 mL	200	283.2	86400	-	2,450.3
5439000	12/23/2010	0.86	0.86	0.3915	0.50	10776	91.3375%	Fecal		CFU/100 mL	200	283.2	86400	-	2,450.3
5439000	8/15/2012	0.86	0.86	0.3915	0.50	10776	91.3375%	Fecal		CFU/100 mL	200	283.2	86400	-	2,450.3
5439000	9/25/2012	0.86	0.86	0.3915	0.50	10776	91.3375%	Fecal		CFU/100 mL	200	283.2	86400	-	2,450.3
5439000	10/14/2015	0.86	0.86	0.3915	0.50	10776	91.3375%	Fecal		CFU/100 mL	200	283.2	86400	-	2,450.3
5439000	10/6/2021	0.86	0.86	0.3915	0.50	10776	91.3375%	Fecal		CFU/100 mL	200	283.2	86400	-	2,450.3
5439000	10/23/2021	0.86	0.86	0.3915	0.50	10776	91.3375%	Fecal		CFU/100 mL	200	283.2	86400	-	2,450.3
5439000	8/11/1999	0.85	0.85	0.3915	0.50	10790	91.4562%	Fecal		CFU/100 mL	200	283.2	86400	-	2,431.2
5439000	8/22/2001	0.85	0.85	0.3915	0.50	10790	91.4562%	Fecal		CFU/100 mL	200	283.2	86400	-	2,431.2
5439000	8/8/2002	0.85	0.85	0.3915	0.50	10790	91.4562%	Fecal		CFU/100 mL	200	283.2	86400	-	2,431.2
5439000	10/12/2002	0.85	0.85	0.3915	0.50	10790	91.4562%	Fecal		CFU/100 mL	200	283.2	86400	-	2,431.2
5439000	8/2/2006	0.85	0.85	0.3915	0.50	10790	91.4562%	Fecal		CFU/100 mL	200	283.2	86400	-	2,431.2
5439000	10/16/2006	0.85	0.85	0.3915	0.50	10790	91.4562%	Fecal		CFU/100 mL	200	283.2	86400	-	2,431.2
5439000	7/15/2012	0.85	0.85	0.3915	0.50	10790	91.4562%	Fecal		CFU/100 mL	200	283.2	86400	-	2,431.2
5439000	10/11/2012	0.85	0.85	0.3915	0.50	10790	91.4562%	Fecal		CFU/100 mL	200	283.2	86400	-	2,431.2
5439000	1/21/2013	0.85	0.85	0.3915	0.50	10790	91.4562%	Fecal		CFU/100 mL	200	283.2	86400	-	2,431.2
5439000	1/24/2013	0.85	0.85	0.3915	0.50	10790	91.4562%	Fecal		CFU/100 mL	200	283.2	86400	-	2,431.2
5439000	9/1/1995	0.84	0.84	0.3915	0.49	10800	91.5409%	Fecal		CFU/100 mL	200	283.2	86400	-	2,412.0
5439000	8/13/1997	0.84	0.84	0.3915	0.49	10800	91.5409%	Fecal		CFU/100 mL	200	283.2	86400	-	2,412.0
5439000	8/20/2001	0.84	0.84	0.3915	0.49	10800	91.5409%	Fecal		CFU/100 mL	200	283.2	86400	-	2,412.0
5439000	8/26/2001	0.84	0.84	0.3915	0.49	10800	91.5409%	Fecal		CFU/100 mL	200	283.2	86400	-	2,412.0
5439000	9/3/2001	0.84	0.84	0.3915	0.49	10800	91.5409%	Fecal		CFU/100 mL	200	283.2	86400	-	2,412.0
5439000	11/17/2004	0.84	0.84	0.3915	0.49	10800	91.5409%	Fecal		CFU/100 mL	200	283.2	86400	-	2,412.0
5439000	10/14/2006	0.84	0.84	0.3915	0.49	10800	91.5409%	Fecal		CFU/100 mL	200	283.2	86400	-	2,412.0
5439000	10/8/2020	0.84	0.84	0.3915	0.49	10800	91.5409%	Fecal		CFU/100 mL	200	283.2	86400	-	2,412.0
5439000	9/13/2003	0.83	0.83	0.3915	0.49	10808	91.6087%	Fecal		CFU/100 mL	200	283.2	86400	-	2,392.9
5439000	2/28/2006	0.83	0.83	0.3915	0.49	10808	91.6087%	Fecal		CFU/100 mL	200	283.2	86400	-	2,392.9
5439000	9/16/2010	0.83	0.83	0.3915	0.49	10808	91.6087%	Fecal		CFU/100 mL	200	283.2	86400	-	2,392.9
5439000	9/24/2013	0.83	0.83	0.3915	0.49	10808	91.6087%	Fecal		CFU/100 mL	200	283.2	86400	-	2,392.9
5439000	10/24/2013	0.83	0.83	0.3915	0.49	10808	91.6087%	Fecal		CFU/100 mL	200	283.2	86400	-	2,392.9
5439000	10/1/2002	0.82	0.82	0.3915	0.49	10813	91.6511%	Fecal		CFU/100 mL	200	283.2	86400	-	2,373.7
5439000	3/11/2003	0.82	0.82	0.3915	0.49	10813	91.6511%	Fecal		CFU/100 mL	200	283.2	86400	-	2,373.7
5439000	4/29/2003	0.82	0.82	0.3915	0.49	10813	91.6511%	Fecal		CFU/100 mL	200	283.2	86400	-	2,373.7
5439000	10/29/2003	0.82	0.82	0.3915	0.49	10813	91.6511%	Fecal		CFU/100 mL	200	283.2	86400	-	2,373.7
5439000	11/14/2012	0.82	0.82	0.3915	0.49	10813	91.6511%	Fecal		CFU/100 mL	200	283.2	86400	-	2,373.7
5439000	9/11/2002	0.81	0.81	0.3915	0.48	10818	91.6935%	Fecal		CFU/100 mL	200	283.2	86400	-	2,354.5
5439000	10/11/2002	0.81	0.81	0.3915	0.48	10818	91.6935%	Fecal		CFU/100 mL	200	283.2	86400	-	2,354.5
5439000	11/1/2003	0.81	0.81	0.3915	0.48	10818	91.6935%	Fecal		CFU/100 mL	200	283.2	86400	-	2,354.5
5439000	11/17/2005	0.81	0.81	0.3915	0.48	10818	91.6935%	Fecal		CFU/100 mL	200	283.2	86400	-	2,354.5
5439000	10/17/2010	0.81	0.81	0.3915	0.48	10818	91.6935%	Fecal		CFU/100 mL	200	283.2	86400	-	2,354.5
5439000	11/29/2013	0.81	0.81	0.3915	0.48	10818	91.6935%	Fecal		CFU/100 mL	200	283.2	86400	-	2,354.5
5439000	7/31/2001	0.8	0.8	0.3915	0.48	10824	91.7444%	Fecal		CFU/100 mL	200	283.2	86400	-	2,335.4
5439000	8/5/2001	0.8	0.8	0.3915	0.48	10824	91.7444%	Fecal		CFU/100 mL	200	283.2	86400	-	2,335.4
5439000	7/23/2002	0.8	0.8	0.3915	0.48	10824	91.7444%	Fecal		CFU/100 mL	200	283.2	86400	-	2,335.4
5439000	11/15/2004	0.8	0.8	0.3915	0.48	10824	91.7444%	Fecal		CFU/100 mL	200	283.2	86400	-	2,335.4
5439000	1/22/2013	0.8	0.8	0.3915	0.48	10824	91.7444%	Fecal		CFU/100 mL	200	283.2	86400	-	2,335.4
5439000	1/23/2013	0.8	0.8	0.3915	0.48	10824	91.7444%	Fecal		CFU/100 mL	200	283.2	86400	-	2,335.4
5439000	9/26/2003	0.79	0.79	0.3915	0.47	10830	91.7952%	Fecal		CFU/100 mL	200	283.2	86400	-	2,316.2
5439000	10/30/2003	0.79	0.79	0.3915	0.47	10830	91.7952%	Fecal		CFU/100 mL	200	283.2	86400	-	2,316.2
5439000	9/9/2004	0.79	0.79	0.3915	0.47	10830	91.7952%	Fecal		CFU/100 mL	200	283.2	86400	-	2,316.2
5439000	7/29/2005	0.79	0.79	0.3915	0.47	10830	91.7952%	Fecal		CFU/100 mL	200	283.2	86400	-	2,316.2
5439000	8/15/2005	0.79	0.79	0.3915	0.47	10830	91.7952%	Fecal		CFU/100 mL	200	283.2	86400	-	2,316.2
5439000	9/26/1995	0.78	0.78	0.3915	0.47	10835	91.8376%	Fecal		CFU/100 mL	200	283.2	86400	-	2,297.1
5439000	8/31/1999	0.78	0.78	0.3915	0.47	10835	91.8376%	Fecal		CFU/100 mL	200	283.2	86400	-	2,297.1

Gage ID	Date	Discharge (CFS)	Gage Discharge (less Surrogate NPDES) (CFS)	Watershed Area Ratio	Calculated flow (CFS)	Rank	Flow Exceedance %	Parameter	Results	Units (mg or micro_gram	Limit/Standard	100mL/CF	sec/day	Actual Load (million colonies/day)	Allowable Load (million colonies/day)
5439000	8/8/2003	0.78	0.78	0.3915	0.47	10835	91.8376%	Fecal		CFU/100 mL	200	283.2	86400	-	2,297.1
5439000	10/17/2003	0.78	0.78	0.3915	0.47	10835	91.8376%	Fecal		CFU/100 mL	200	283.2	86400	-	2,297.1
5439000	9/14/2010	0.78	0.78	0.3915	0.47	10835	91.8376%	Fecal		CFU/100 mL	200	283.2	86400	-	2,297.1
5439000	9/28/2014	0.78	0.78	0.3915	0.47	10835	91.8376%	Fecal		CFU/100 mL	200	283.2	86400	-	2,297.1
5439000	10/21/2020	0.78	0.78	0.3915	0.47	10835	91.8376%	Fecal		CFU/100 mL	200	283.2	86400	-	2,297.1
5439000	10/4/1997	0.77	0.77	0.3915	0.47	10842	91.8969%	Fecal		CFU/100 mL	200	283.2	86400	-	2,277.9
5439000	12/25/2002	0.77	0.77	0.3915	0.47	10842	91.8969%	Fecal		CFU/100 mL	200	283.2	86400	-	2,277.9
5439000	11/27/2005	0.77	0.77	0.3915	0.47	10842	91.8969%	Fecal		CFU/100 mL	200	283.2	86400	-	2,277.9
5439000	12/22/2010	0.77	0.77	0.3915	0.47	10842	91.8969%	Fecal		CFU/100 mL	200	283.2	86400	-	2,277.9
5439000	8/23/1992	0.76	0.76	0.3915	0.46	10846	91.9308%	Fecal		CFU/100 mL	200	283.2	86400	-	2,258.8
5439000	11/25/2002	0.76	0.76	0.3915	0.46	10846	91.9308%	Fecal		CFU/100 mL	200	283.2	86400	-	2,258.8
5439000	12/24/2002	0.76	0.76	0.3915	0.46	10846	91.9308%	Fecal		CFU/100 mL	200	283.2	86400	-	2,258.8
5439000	10/31/2003	0.76	0.76	0.3915	0.46	10846	91.9308%	Fecal		CFU/100 mL	200	283.2	86400	-	2,258.8
5439000	10/25/2013	0.76	0.76	0.3915	0.46	10846	91.9308%	Fecal		CFU/100 mL	200	283.2	86400	-	2,258.8
5439000	3/1/2006	0.75	0.75	0.3915	0.46	10851	91.9732%	Fecal		CFU/100 mL	200	283.2	86400	-	2,239.6
5439000	3/2/2006	0.75	0.75	0.3915	0.46	10851	91.9732%	Fecal		CFU/100 mL	200	283.2	86400	-	2,239.6
5439000	11/30/2013	0.75	0.75	0.3915	0.46	10851	91.9732%	Fecal		CFU/100 mL	200	283.2	86400	-	2,239.6
5439000	12/2/2013	0.75	0.75	0.3915	0.46	10851	91.9732%	Fecal		CFU/100 mL	200	283.2	86400	-	2,239.6
5439000	9/15/2004	0.74	0.74	0.3915	0.45	10855	92.0071%	Fecal		CFU/100 mL	200	283.2	86400	-	2,220.4
5439000	9/21/2006	0.74	0.74	0.3915	0.45	10855	92.0071%	Fecal		CFU/100 mL	200	283.2	86400	-	2,220.4
5439000	10/15/2006	0.74	0.74	0.3915	0.45	10855	92.0071%	Fecal		CFU/100 mL	200	283.2	86400	-	2,220.4
5439000	9/13/2012	0.74	0.74	0.3915	0.45	10855	92.0071%	Fecal		CFU/100 mL	200	283.2	86400	-	2,220.4
5439000	10/1/2012	0.74	0.74	0.3915	0.45	10855	92.0071%	Fecal		CFU/100 mL	200	283.2	86400	-	2,220.4
5439000	8/23/1991	0.73	0.73	0.3915	0.45	10860	92.0495%	Fecal		CFU/100 mL	200	283.2	86400	-	2,201.3
5439000	11/26/1997	0.73	0.73	0.3915	0.45	10860	92.0495%	Fecal		CFU/100 mL	200	283.2	86400	-	2,201.3
5439000	9/7/2004	0.73	0.73	0.3915	0.45	10860	92.0495%	Fecal		CFU/100 mL	200	283.2	86400	-	2,201.3
5439000	9/17/2004	0.73	0.73	0.3915	0.45	10860	92.0495%	Fecal		CFU/100 mL	200	283.2	86400	-	2,201.3
5439000	10/4/2012	0.73	0.73	0.3915	0.45	10860	92.0495%	Fecal		CFU/100 mL	200	283.2	86400	-	2,201.3
5439000	10/22/2013	0.73	0.73	0.3915	0.45	10860	92.0495%	Fecal		CFU/100 mL	200	283.2	86400	-	2,201.3
5439000	9/5/2001	0.72	0.72	0.3915	0.45	10866	92.1004%	Fecal		CFU/100 mL	200	283.2	86400	-	2,182.1
5439000	9/24/2002	0.72	0.72	0.3915	0.45	10866	92.1004%	Fecal		CFU/100 mL	200	283.2	86400	-	2,182.1
5439000	8/16/2004	0.72	0.72	0.3915	0.45	10866	92.1004%	Fecal		CFU/100 mL	200	283.2	86400	-	2,182.1
5439000	10/30/2012	0.72	0.72	0.3915	0.45	10866	92.1004%	Fecal		CFU/100 mL	200	283.2	86400	-	2,182.1
5439000	8/22/1992	0.71	0.71	0.3915	0.44	10870	92.1343%	Fecal		CFU/100 mL	200	283.2	86400	-	2,163.0
5439000	10/13/1995	0.71	0.71	0.3915	0.44	10870	92.1343%	Fecal		CFU/100 mL	200	283.2	86400	-	2,163.0
5439000	10/15/2015	0.71	0.71	0.3915	0.44	10870	92.1343%	Fecal		CFU/100 mL	200	283.2	86400	-	2,163.0
5439000	8/23/1997	0.7	0.7	0.3915	0.44	10873	92.1597%	Fecal		CFU/100 mL	200	283.2	86400	-	2,143.8
5439000	8/24/1997	0.7	0.7	0.3915	0.44	10873	92.1597%	Fecal		CFU/100 mL	200	283.2	86400	-	2,143.8
5439000	12/23/1997	0.7	0.7	0.3915	0.44	10873	92.1597%	Fecal		CFU/100 mL	200	283.2	86400	-	2,143.8
5439000	12/26/2002	0.7	0.7	0.3915	0.44	10873	92.1597%	Fecal		CFU/100 mL	200	283.2	86400	-	2,143.8
5439000	9/28/2010	0.7	0.7	0.3915	0.44	10873	92.1597%	Fecal		CFU/100 mL	200	283.2	86400	-	2,143.8
5439000	12/8/2012	0.7	0.7	0.3915	0.44	10873	92.1597%	Fecal		CFU/100 mL	200	283.2	86400	-	2,143.8
5439000	12/1/2013	0.7	0.7	0.3915	0.44	10873	92.1597%	Fecal		CFU/100 mL	200	283.2	86400	-	2,143.8
5439000	9/13/1998	0.69	0.69	0.3915	0.43	10880	92.2190%	Fecal		CFU/100 mL	200	283.2	86400	-	2,124.7
5439000	8/16/1999	0.69	0.69	0.3915	0.43	10880	92.2190%	Fecal		CFU/100 mL	200	283.2	86400	-	2,124.7
5439000	9/3/2004	0.69	0.69	0.3915	0.43	10880	92.2190%	Fecal		CFU/100 mL	200	283.2	86400	-	2,124.7
5439000	9/9/2006	0.69	0.69	0.3915	0.43	10880	92.2190%	Fecal		CFU/100 mL	200	283.2	86400	-	2,124.7
5439000	9/18/2011	0.69	0.69	0.3915	0.43	10880	92.2190%	Fecal		CFU/100 mL	200	283.2	86400	-	2,124.7
5439000	10/9/2020	0.69	0.69	0.3915	0.43	10880	92.2190%	Fecal		CFU/100 mL	200	283.2	86400	-	2,124.7
5439000	9/2/1995	0.68	0.68	0.3915	0.43	10886	92.2699%	Fecal		CFU/100 mL	200	283.2	86400	-	2,105.5
5439000	12/13/1997	0.68	0.68	0.3915	0.43	10886	92.2699%	Fecal		CFU/100 mL	200	283.2	86400	-	2,105.5
5439000	9/20/1999	0.68	0.68	0.3915	0.43	10886	92.2699%	Fecal		CFU/100 mL	200	283.2	86400	-	2,105.5
5439000	7/28/2001	0.68	0.68	0.3915	0.43	10886	92.2699%	Fecal		CFU/100 mL	200	283.2	86400	-	2,105.5
5439000	10/1/2006	0.68	0.68	0.3915	0.43	10886	92.2699%	Fecal		CFU/100 mL	200	283.2	86400	-	2,105.5
5439000	9/11/2012	0.68	0.68	0.3915	0.43	10886	92.2699%	Fecal		CFU/100 mL	200	283.2	86400	-	2,105.5
5439000	11/22/1997	0.67	0.67	0.3915	0.43	10892	92.3207%	Fecal		CFU/100 mL	200	283.2	86400	-	2,086.3
5439000	9/12/1999	0.67	0.67	0.3915	0.43	10892	92.3207%	Fecal		CFU/100 mL	200	283.2	86400	-	2,086.3
5439000	11/7/2005	0.67	0.67	0.3915	0.43	10892	92.3207%	Fecal		CFU/100 mL	200	283.2	86400	-	2,086.3
5439000	10/7/2006	0.67	0.67	0.3915	0.43	10892	92.3207%	Fecal		CFU/100 mL	200	283.2	86400	-	2,086.3
5439000	9/17/2010	0.67	0.67	0.3915	0.43	10892	92.3207%	Fecal		CFU/100 mL	200	283.2	86400	-	2,086.3
5439000	10/2/2012	0.67	0.67	0.3915	0.43	10892	92.3207%	Fecal		CFU/100 mL	200	283.2	86400	-	2,086.3
5439000	9/24/2018	0.67	0.67	0.3915	0.43	10892	92.3207%	Fecal		CFU/100 mL	200	283.2	86400	-	2,086.3
5439000	9/3/1999	0.66	0.66	0.3915	0.42	10899	92.3801%	Fecal		CFU/100 mL	200	283.2	86400	-	2,067.2
5439000	8/11/2003	0.66	0.66	0.3915	0.42	10899	92.3801%	Fecal		CFU/100 mL	200	283.2	86400	-	2,067.2
5439000	8/21/2004	0.66	0.66	0.3915	0.42	10899	92.3801%	Fecal		CFU/100 mL	200	283.2	86400	-	2,067.2
5439000	9/2/2004	0.66	0.66	0.3915	0.42	10899	92.3801%	Fecal		CFU/100 mL	200	283.2	86400	-	2,067.2
5439000	9/25/2005	0.66	0.66	0.3915	0.42	10899	92.3801%	Fecal		CFU/100 mL	200	283.2	86400	-	2,067.2
5439000	9/23/2021	0.66	0.66	0.3915	0.42	10899	92.3801%	Fecal		CFU/100 mL	200	283.2	86400	-	2,067.2
5439000	8/21/2001	0.65	0.65	0.3915	0.42	10905	92.4309%	Fecal		CFU/100 mL	200	283.2	86400	-	2,048.0
5439000	9/14/2003	0.65	0.65	0.3915	0.42	10905	92.4309%	Fecal		CFU/100 mL	200	283.2	86400	-	2,048.0
5439000	7/11/2005	0.65	0.65	0.3915	0.42	10905	92.4309%	Fecal		CFU/100 mL	200	283.2	86400	-	2,048.0
5439000	3/3/2006	0.65	0.65	0.3915	0.42	10905	92.4309%	Fecal		CFU/100 mL	200	283.2	86400	-	2,048.0
5439000	8/8/2006	0.65	0.65	0.3915	0.42	10905	92.4309%	Fecal		CFU/100 mL	200	283.2	86400	-	2,048.0
5439000	12/27/2012	0.65	0.65	0.3915	0.42	10905	92.4309%	Fecal		CFU/100 mL	200	283.2	86400	-	2,048.0
5439000	10/12/2020	0.65	0.65	0.3915	0.42	10905	92.4309%	Fecal		CFU/100 mL	200	283.2	86400	-	2,048.0
5439000	9/3/2021	0.65	0.65	0.3915	0.42	10905	92.4309%	Fecal		CFU/100 mL	200	283.2	86400	-	2,048.0
5439000	9/15/1994	0.64	0.64	0.3915	0.41	10913	92.4987%	Fecal		CFU/100 mL	200	283.2	86400	-	2,028.9
5439000	11/17/1997	0.64	0.64	0.3915	0.41	10913	92.4987%	Fecal		CFU/100 mL	200	283.2	86400	-	2,028.9
5439000	11/26/2002	0.64	0.64	0.3915	0.41	10913	92.4987%	Fecal		CFU/100 mL	200	283.2	86400	-	2,028.9
5439000	10/24/2003	0.64	0.64	0.3915	0.41	10913	92.4987%	Fecal		CFU/100 mL	200	283.2	86400	-	2,028.9
5439000	11/14/2005	0.64	0.64	0.3915	0.41	10913	92.4987%	Fecal		CFU/100 mL	200	283.2	86400	-	2,028.9
5439000	9/27/2010	0.64	0.64	0.3915	0.41	10913	92.4987%	Fecal		CFU/100 mL	200	283.2	86400	-	2,028.9
5439000	9/8/2017	0.64	0.64	0.3915	0.41	10913	92.4987%	Fecal		CFU/100 mL	200	283.2	86400	-	2,028.9
5439000	10/13/2020	0.64	0.64	0.3915	0.41	10913	92.4987%	Fecal		CFU/100 mL	200	283.2	86400	-	2,028.9
5439000	9/20/2021	0.64	0.64	0.3915	0.41	10913	92.4987%	Fecal		CFU/100 mL	200	283.2	86400	-	2,028.9
5439000	8/1/2006	0.63	0.63	0.3915	0.41	10922	92.5750%	Fecal		CFU/100 mL	200	283.2	86400	-	2,009.7
5439000	10/16/2015	0.63	0.63	0.3915	0.41	10922	92.5750%	Fecal		CFU/100 mL	200	283.2	86400	-	2,009.7
5439000	10/3/1995	0.62	0.62	0.3915	0.41	10924	92.5920%	Fecal		CFU/100 mL	200	283.2	86400	-	1,990.6
5439000	8/11/1997	0.62	0.62	0.3915	0.41	10924	92.5920%	Fecal		CFU/100 mL	200	283.2	86400	-	1,990.6
5439000	10/25/1997	0.62	0.62	0.3915	0.41	10924	92.5920%	Fecal		CFU/100 mL	200	283.2	86400	-	1,990.6
5439000	7/25/2002	0.62	0.62	0.3915	0.41	10924	92.5920%	Fecal		CFU/100 mL	200	283.2	86400	-	1,990.6
5439000	12/15/2002	0.62	0.62	0.3915	0.41	10924	92.5920%	Fecal		CFU/100 mL	200	283.2	86400	-	1,990.6
5439000	8/22/2004	0.62	0.62	0.3915	0.41	10924	92.5920%	Fecal		CFU/100 mL	200	283.2	86400	-	1,990.6
5439000	8/24/2005	0.62	0.62	0.3915	0.41	10924	92.5920%	Fecal		CFU/100 mL	200	283.2	86400	-	1,990.6
5439000	10/8/2006	0.62	0.62	0.3915	0.41	10924	92.5920%	Fecal		CFU/100 mL	200	283.2	86400	-	1,990.6
5439000	11/2/2012	0.62	0.62	0.3915	0.41	10924	92.5920%	Fecal		CFU/100 mL	200	283.2	86400	-	1,990.6
5439000	12/18/2012	0.62	0.62	0.3915	0.41	10924	92.5920%	Fecal		CFU/100 mL	200	283.2	86400	-	1,990.6
5439000	9/3/1995	0.61	0.61	0.3915	0.40	10934	92.6767%	Fecal		CFU/100 mL	200	283.2	86400	-	1,971.4
5439000	8/23/2001	0.61	0.61	0.3915	0.40	10934	92.6767%	Fecal		CFU/100 mL	200	283.2	86400	-	1,971.4
5439000	9/13/2001	0.61	0.61	0.3915	0.40	10934	92.6767%	Fecal		CFU/100 mL	200	283.2	86400	-	1,971.4
5439000	9/29/2006	0.61	0.61	0.3915	0.40	10934	92.6767%	Fecal		CFU/100 mL	200	283.2	86400	-	1,971.4
5439000	10/26/2013	0.61	0.61	0.3915	0.40	10934	92.6767%	Fecal		CFU/100 mL	200	283.2	86400	-	1,971.4
5439000	1/4/2014	0.61	0.61	0.3915	0.40	10934	92.6767%	Fecal		CFU/100 mL	200	283.2	86400	-	1,971.4
5439000	9/13/1995	0.6	0.6	0.3915	0.40	10940	92.7276%	Fecal		CFU/100 mL	200	283.2	86400	-	1,952.2
5439000	8/14/1997	0.6	0.6	0.3915	0.40	10940	92.7276%	Fecal		CFU/100 mL	200	283.2	86400	-	1,952.2
5439000	8/25/1997	0.6	0.6	0.3915	0.40	10940	92.7276%	Fecal		CFU/100 mL	200	283.2	86400	-	1,952.2
5439000	9/7/1997	0.6	0.6	0.3915	0.40	10940	92.7276%	Fecal		CFU/100 mL	200	283.2	86400	-	1,952.2
5439000	12/7/1997	0.6	0.6	0.3915	0.40	10940	92.7276%	Fecal		CFU/100 mL	200	283.2	86400	-	1,952.2
5439000	8/15/2004	0.6	0.6	0.3915	0.40	10940	92.7276%	Fecal		CFU/100 mL	200	283.2	86400	-	1,952.2
5439000	10/14/2013	0.6	0.6	0.3915	0.40	10940	92.7276%	Fecal		CFU/100 mL	200	283.2	86400	-	1,952.2
5439000	10/20/2013	0.6	0.6	0.3915	0.40	10940	92.7276%	Fecal		CFU/100 mL	200	283.2	86400	-	1,952.2
5439000	10/11/2020	0.6	0.6	0.3915	0.40	10940	92.7276%	Fecal		CFU/100 mL	200	283.2	86400	-	1,952.2
5439000	10/1/1997	0.59	0.59	0.3915	0.40	10949	92.8039%	Fecal		CFU/100 mL	200	283.2	86400	-	1,933.1
5439000	11/23/1997	0.59	0.59	0.3915	0.40	10949	92.8039%	Fecal		CFU/100 mL	200	283.2	86400	-	1,933.1
5439000	8/7/2001	0.59	0.59	0.3915	0.40	10949	92.8039%	Fecal		CFU/100 mL	200	283.2	86400	-	1,933.1
5439000	7/26/2002	0.59	0.59	0.3915	0.40	10949	92.8039%	Fecal		CFU/100 mL	200	283.2	86400	-	1,933.1
5439000	12/8/2010	0.59	0.59	0.3915	0.40	10949	92.8039%	Fecal		CFU/100 mL	200	283.2	86400	-	1,933.1
5439000	10/3/2012	0.59	0.59	0.3915	0.40	10949	92.8039%	Fecal		CFU/100 mL	200	283.2	86400	-	1,933.1
5439000	9/18/2013	0.59	0.59	0.3915	0.40	10949	92.8039%	Fecal		CFU/100 mL	200	283.2	86400	-	1,933.1
5439000	9/7/2002	0.58	0.58	0.3915	0.39	10956	92.8632%	Fecal		CFU/100 mL	200	283.2	86400	-	1,913.9
5439000	9/10/2002	0.58	0.58	0.3915	0.39	10956	92.8632%	Fecal		CFU/100 mL	200	283.2	86400	-	1,913.9
5439000	10/10/2002	0.58	0.58	0.3915	0.39	10956	92.8632%	Fecal		CFU/100 mL	200	283.2	86400	-	1,913.9
5439000	10/18/2003	0.58	0.58	0.3915	0.39	10956	92.8632%	Fecal		CFU/100 mL	200	283.2	86400	-	1,913.9
5439000	7/30/2005	0.58	0.58	0.3915	0.39	10956	92.8632%	Fecal		CFU/100 mL	200	283.2	86400	-	1,913.9
5439000	3/5/2006	0.58	0.58	0.3915	0.39	10956	92.8632%	Fecal		CFU/100 mL	200	283.2	86400	-	1,913.9
5439000	9/29/2014	0.58	0.58	0.3915	0.39	10956	92.8632%	Fecal		CFU/100 mL	200	283.2	86400	-	1,913.9

Gage ID	Date	Discharge (CFS)	Gage Discharge (less Surrogate NPDES) (CFS)	Watershed Area Ratio	Calculated flow (CFS)	Rank	Flow Exceedance %	Parameter	Results	Units (mg or micro_gram	Limit/Standard	100mL/CF	sec/day	Actual Load (million colonies/day)	Allowable Load (million colonies/day)
5439000	11/21/1997	0.57	0.57	0.3915	0.39	10963	92.9225%	Fecal		CFU/100 mL	200	283.2	86400	-	1,894.8
5439000	12/14/1997	0.57	0.57	0.3915	0.39	10963	92.9225%	Fecal		CFU/100 mL	200	283.2	86400	-	1,894.8
5439000	12/27/2002	0.57	0.57	0.3915	0.39	10963	92.9225%	Fecal		CFU/100 mL	200	283.2	86400	-	1,894.8
5439000	10/19/2003	0.57	0.57	0.3915	0.39	10963	92.9225%	Fecal		CFU/100 mL	200	283.2	86400	-	1,894.8
5439000	9/26/2005	0.57	0.57	0.3915	0.39	10963	92.9225%	Fecal		CFU/100 mL	200	283.2	86400	-	1,894.8
5439000	10/9/2006	0.57	0.57	0.3915	0.39	10963	92.9225%	Fecal		CFU/100 mL	200	283.2	86400	-	1,894.8
5439000	9/21/2011	0.57	0.57	0.3915	0.39	10963	92.9225%	Fecal		CFU/100 mL	200	283.2	86400	-	1,894.8
5439000	9/17/2013	0.57	0.57	0.3915	0.39	10963	92.9225%	Fecal		CFU/100 mL	200	283.2	86400	-	1,894.8
5439000	10/17/2015	0.57	0.57	0.3915	0.39	10963	92.9225%	Fecal		CFU/100 mL	200	283.2	86400	-	1,894.8
5439000	10/14/2020	0.57	0.57	0.3915	0.39	10963	92.9225%	Fecal		CFU/100 mL	200	283.2	86400	-	1,894.8
5439000	11/24/1997	0.56	0.56	0.3915	0.38	10973	93.0073%	Fecal		CFU/100 mL	200	283.2	86400	-	1,875.6
5439000	8/24/2001	0.56	0.56	0.3915	0.38	10973	93.0073%	Fecal		CFU/100 mL	200	283.2	86400	-	1,875.6
5439000	9/14/2002	0.56	0.56	0.3915	0.38	10973	93.0073%	Fecal		CFU/100 mL	200	283.2	86400	-	1,875.6
5439000	8/9/2003	0.56	0.56	0.3915	0.38	10973	93.0073%	Fecal		CFU/100 mL	200	283.2	86400	-	1,875.6
5439000	8/22/2003	0.56	0.56	0.3915	0.38	10973	93.0073%	Fecal		CFU/100 mL	200	283.2	86400	-	1,875.6
5439000	8/23/2004	0.56	0.56	0.3915	0.38	10973	93.0073%	Fecal		CFU/100 mL	200	283.2	86400	-	1,875.6
5439000	8/16/2005	0.56	0.56	0.3915	0.38	10973	93.0073%	Fecal		CFU/100 mL	200	283.2	86400	-	1,875.6
5439000	9/7/2011	0.56	0.56	0.3915	0.38	10973	93.0073%	Fecal		CFU/100 mL	200	283.2	86400	-	1,875.6
5439000	8/15/2013	0.56	0.56	0.3915	0.38	10973	93.0073%	Fecal		CFU/100 mL	200	283.2	86400	-	1,875.6
5439000	10/21/2013	0.56	0.56	0.3915	0.38	10973	93.0073%	Fecal		CFU/100 mL	200	283.2	86400	-	1,875.6
5439000	10/18/2015	0.56	0.56	0.3915	0.38	10973	93.0073%	Fecal		CFU/100 mL	200	283.2	86400	-	1,875.6
5439000	9/4/2021	0.56	0.56	0.3915	0.38	10973	93.0073%	Fecal		CFU/100 mL	200	283.2	86400	-	1,875.6
5439000	9/27/1995	0.55	0.55	0.3915	0.38	10985	93.1090%	Fecal		CFU/100 mL	200	283.2	86400	-	1,856.5
5439000	8/12/1997	0.55	0.55	0.3915	0.38	10985	93.1090%	Fecal		CFU/100 mL	200	283.2	86400	-	1,856.5
5439000	11/18/1997	0.55	0.55	0.3915	0.38	10985	93.1090%	Fecal		CFU/100 mL	200	283.2	86400	-	1,856.5
5439000	9/11/1998	0.55	0.55	0.3915	0.38	10985	93.1090%	Fecal		CFU/100 mL	200	283.2	86400	-	1,856.5
5439000	9/25/2002	0.55	0.55	0.3915	0.38	10985	93.1090%	Fecal		CFU/100 mL	200	283.2	86400	-	1,856.5
5439000	8/20/2012	0.55	0.55	0.3915	0.38	10985	93.1090%	Fecal		CFU/100 mL	200	283.2	86400	-	1,856.5
5439000	9/30/2012	0.55	0.55	0.3915	0.38	10985	93.1090%	Fecal		CFU/100 mL	200	283.2	86400	-	1,856.5
5439000	12/25/2013	0.55	0.55	0.3915	0.38	10985	93.1090%	Fecal		CFU/100 mL	200	283.2	86400	-	1,856.5
5439000	12/22/1997	0.54	0.54	0.3915	0.38	10993	93.1768%	Fecal		CFU/100 mL	200	283.2	86400	-	1,837.3
5439000	9/8/2002	0.54	0.54	0.3915	0.38	10993	93.1768%	Fecal		CFU/100 mL	200	283.2	86400	-	1,837.3
5439000	9/12/2002	0.54	0.54	0.3915	0.38	10993	93.1768%	Fecal		CFU/100 mL	200	283.2	86400	-	1,837.3
5439000	11/27/2002	0.54	0.54	0.3915	0.38	10993	93.1768%	Fecal		CFU/100 mL	200	283.2	86400	-	1,837.3
5439000	1/8/2006	0.54	0.54	0.3915	0.38	10993	93.1768%	Fecal		CFU/100 mL	200	283.2	86400	-	1,837.3
5439000	10/2/2010	0.54	0.54	0.3915	0.38	10993	93.1768%	Fecal		CFU/100 mL	200	283.2	86400	-	1,837.3
5439000	12/28/2012	0.54	0.54	0.3915	0.38	10993	93.1768%	Fecal		CFU/100 mL	200	283.2	86400	-	1,837.3
5439000	9/16/1994	0.53	0.53	0.3915	0.37	11000	93.2361%	Fecal		CFU/100 mL	200	283.2	86400	-	1,818.1
5439000	7/28/1997	0.53	0.53	0.3915	0.37	11000	93.2361%	Fecal		CFU/100 mL	200	283.2	86400	-	1,818.1
5439000	9/1/1999	0.53	0.53	0.3915	0.37	11000	93.2361%	Fecal		CFU/100 mL	200	283.2	86400	-	1,818.1
5439000	8/27/2001	0.53	0.53	0.3915	0.37	11000	93.2361%	Fecal		CFU/100 mL	200	283.2	86400	-	1,818.1
5439000	10/27/2004	0.53	0.53	0.3915	0.37	11000	93.2361%	Fecal		CFU/100 mL	200	283.2	86400	-	1,818.1
5439000	10/3/2010	0.53	0.53	0.3915	0.37	11000	93.2361%	Fecal		CFU/100 mL	200	283.2	86400	-	1,818.1
5439000	9/21/2013	0.53	0.53	0.3915	0.37	11000	93.2361%	Fecal		CFU/100 mL	200	283.2	86400	-	1,818.1
5439000	11/19/1997	0.52	0.52	0.3915	0.37	11007	93.2955%	Fecal		CFU/100 mL	200	283.2	86400	-	1,799.0
5439000	9/14/2001	0.52	0.52	0.3915	0.37	11007	93.2955%	Fecal		CFU/100 mL	200	283.2	86400	-	1,799.0
5439000	9/16/2001	0.52	0.52	0.3915	0.37	11007	93.2955%	Fecal		CFU/100 mL	200	283.2	86400	-	1,799.0
5439000	12/14/2002	0.52	0.52	0.3915	0.37	11007	93.2955%	Fecal		CFU/100 mL	200	283.2	86400	-	1,799.0
5439000	9/4/2004	0.52	0.52	0.3915	0.37	11007	93.2955%	Fecal		CFU/100 mL	200	283.2	86400	-	1,799.0
5439000	10/14/2004	0.52	0.52	0.3915	0.37	11007	93.2955%	Fecal		CFU/100 mL	200	283.2	86400	-	1,799.0
5439000	3/4/2006	0.52	0.52	0.3915	0.37	11007	93.2955%	Fecal		CFU/100 mL	200	283.2	86400	-	1,799.0
5439000	9/30/2006	0.52	0.52	0.3915	0.37	11007	93.2955%	Fecal		CFU/100 mL	200	283.2	86400	-	1,799.0
5439000	9/30/2014	0.52	0.52	0.3915	0.37	11007	93.2955%	Fecal		CFU/100 mL	200	283.2	86400	-	1,799.0
5439000	10/10/2020	0.52	0.52	0.3915	0.37	11007	93.2955%	Fecal		CFU/100 mL	200	283.2	86400	-	1,799.0
5439000	10/18/1997	0.51	0.51	0.3915	0.36	11017	93.3802%	Fecal		CFU/100 mL	200	283.2	86400	-	1,779.8
5439000	11/9/1997	0.51	0.51	0.3915	0.36	11017	93.3802%	Fecal		CFU/100 mL	200	283.2	86400	-	1,779.8
5439000	11/20/1997	0.51	0.51	0.3915	0.36	11017	93.3802%	Fecal		CFU/100 mL	200	283.2	86400	-	1,779.8
5439000	12/9/1997	0.51	0.51	0.3915	0.36	11017	93.3802%	Fecal		CFU/100 mL	200	283.2	86400	-	1,779.8
5439000	8/10/2003	0.51	0.51	0.3915	0.36	11017	93.3802%	Fecal		CFU/100 mL	200	283.2	86400	-	1,779.8
5439000	1/27/2006	0.51	0.51	0.3915	0.36	11017	93.3802%	Fecal		CFU/100 mL	200	283.2	86400	-	1,779.8
5439000	12/29/2012	0.51	0.51	0.3915	0.36	11017	93.3802%	Fecal		CFU/100 mL	200	283.2	86400	-	1,779.8
5439000	9/16/1995	0.5	0.5	0.3915	0.36	11024	93.4396%	Fecal		CFU/100 mL	200	283.2	86400	-	1,760.7
5439000	11/25/1997	0.5	0.5	0.3915	0.36	11024	93.4396%	Fecal		CFU/100 mL	200	283.2	86400	-	1,760.7
5439000	9/2/1999	0.5	0.5	0.3915	0.36	11024	93.4396%	Fecal		CFU/100 mL	200	283.2	86400	-	1,760.7
5439000	9/15/2001	0.5	0.5	0.3915	0.36	11024	93.4396%	Fecal		CFU/100 mL	200	283.2	86400	-	1,760.7
5439000	9/26/2002	0.5	0.5	0.3915	0.36	11024	93.4396%	Fecal		CFU/100 mL	200	283.2	86400	-	1,760.7
5439000	12/28/2002	0.5	0.5	0.3915	0.36	11024	93.4396%	Fecal		CFU/100 mL	200	283.2	86400	-	1,760.7
5439000	10/20/2003	0.5	0.5	0.3915	0.36	11024	93.4396%	Fecal		CFU/100 mL	200	283.2	86400	-	1,760.7
5439000	10/10/2006	0.5	0.5	0.3915	0.36	11024	93.4396%	Fecal		CFU/100 mL	200	283.2	86400	-	1,760.7
5439000	9/6/2013	0.5	0.5	0.3915	0.36	11024	93.4396%	Fecal		CFU/100 mL	200	283.2	86400	-	1,760.7
5439000	9/9/2017	0.5	0.5	0.3915	0.36	11024	93.4396%	Fecal		CFU/100 mL	200	283.2	86400	-	1,760.7
5439000	9/12/1995	0.49	0.49	0.3915	0.36	11034	93.5243%	Fecal		CFU/100 mL	200	283.2	86400	-	1,741.5
5439000	12/20/1997	0.49	0.49	0.3915	0.36	11034	93.5243%	Fecal		CFU/100 mL	200	283.2	86400	-	1,741.5
5439000	7/29/2001	0.49	0.49	0.3915	0.36	11034	93.5243%	Fecal		CFU/100 mL	200	283.2	86400	-	1,741.5
5439000	8/20/2002	0.49	0.49	0.3915	0.36	11034	93.5243%	Fecal		CFU/100 mL	200	283.2	86400	-	1,741.5
5439000	9/8/2004	0.49	0.49	0.3915	0.36	11034	93.5243%	Fecal		CFU/100 mL	200	283.2	86400	-	1,741.5
5439000	9/24/2005	0.49	0.49	0.3915	0.36	11034	93.5243%	Fecal		CFU/100 mL	200	283.2	86400	-	1,741.5
5439000	9/27/2005	0.49	0.49	0.3915	0.36	11034	93.5243%	Fecal		CFU/100 mL	200	283.2	86400	-	1,741.5
5439000	12/11/2012	0.49	0.49	0.3915	0.36	11034	93.5243%	Fecal		CFU/100 mL	200	283.2	86400	-	1,741.5
5439000	9/11/2017	0.49	0.49	0.3915	0.36	11034	93.5243%	Fecal		CFU/100 mL	200	283.2	86400	-	1,741.5
5439000	10/20/2020	0.49	0.49	0.3915	0.36	11034	93.5243%	Fecal		CFU/100 mL	200	283.2	86400	-	1,741.5
5439000	7/29/1997	0.48	0.48	0.3915	0.35	11044	93.6091%	Fecal		CFU/100 mL	200	283.2	86400	-	1,722.4
5439000	11/15/1997	0.48	0.48	0.3915	0.35	11044	93.6091%	Fecal		CFU/100 mL	200	283.2	86400	-	1,722.4
5439000	8/9/2002	0.48	0.48	0.3915	0.35	11044	93.6091%	Fecal		CFU/100 mL	200	283.2	86400	-	1,722.4
5439000	8/12/2003	0.48	0.48	0.3915	0.35	11044	93.6091%	Fecal		CFU/100 mL	200	283.2	86400	-	1,722.4
5439000	7/12/2005	0.48	0.48	0.3915	0.35	11044	93.6091%	Fecal		CFU/100 mL	200	283.2	86400	-	1,722.4
5439000	8/19/2006	0.48	0.48	0.3915	0.35	11044	93.6091%	Fecal		CFU/100 mL	200	283.2	86400	-	1,722.4
5439000	9/8/2011	0.48	0.48	0.3915	0.35	11044	93.6091%	Fecal		CFU/100 mL	200	283.2	86400	-	1,722.4
5439000	12/6/2013	0.48	0.48	0.3915	0.35	11044	93.6091%	Fecal		CFU/100 mL	200	283.2	86400	-	1,722.4
5439000	9/5/2021	0.48	0.48	0.3915	0.35	11044	93.6091%	Fecal		CFU/100 mL	200	283.2	86400	-	1,722.4
5439000	8/18/1992	0.47	0.47	0.3915	0.35	11053	93.6854%	Fecal		CFU/100 mL	200	283.2	86400	-	1,703.2
5439000	12/8/1997	0.47	0.47	0.3915	0.35	11053	93.6854%	Fecal		CFU/100 mL	200	283.2	86400	-	1,703.2
5439000	12/21/1997	0.47	0.47	0.3915	0.35	11053	93.6854%	Fecal		CFU/100 mL	200	283.2	86400	-	1,703.2
5439000	12/13/2002	0.47	0.47	0.3915	0.35	11053	93.6854%	Fecal		CFU/100 mL	200	283.2	86400	-	1,703.2
5439000	11/18/2005	0.47	0.47	0.3915	0.35	11053	93.6854%	Fecal		CFU/100 mL	200	283.2	86400	-	1,703.2
5439000	8/28/2013	0.47	0.47	0.3915	0.35	11053	93.6854%	Fecal		CFU/100 mL	200	283.2	86400	-	1,703.2
5439000	12/26/2013	0.47	0.47	0.3915	0.35	11053	93.6854%	Fecal		CFU/100 mL	200	283.2	86400	-	1,703.2
5439000	12/16/1997	0.46	0.46	0.3915	0.34	11060	93.7447%	Fecal		CFU/100 mL	200	283.2	86400	-	1,684.0
5439000	8/19/1999	0.46	0.46	0.3915	0.34	11060	93.7447%	Fecal		CFU/100 mL	200	283.2	86400	-	1,684.0
5439000	3/10/2003	0.46	0.46	0.3915	0.34	11060	93.7447%	Fecal		CFU/100 mL	200	283.2	86400	-	1,684.0
5439000	10/23/2003	0.46	0.46	0.3915	0.34	11060	93.7447%	Fecal		CFU/100 mL	200	283.2	86400	-	1,684.0
5439000	9/18/2004	0.46	0.46	0.3915	0.34	11060	93.7447%	Fecal		CFU/100 mL	200	283.2	86400	-	1,684.0
5439000	8/11/2005	0.46	0.46	0.3915	0.34	11060	93.7447%	Fecal		CFU/100 mL	200	283.2	86400	-	1,684.0
5439000	8/11/2006	0.46	0.46	0.3915	0.34	11060	93.7447%	Fecal		CFU/100 mL	200	283.2	86400	-	1,684.0
5439000	10/4/2010	0.46	0.46	0.3915	0.34	11060	93.7447%	Fecal		CFU/100 mL	200	283.2	86400	-	1,684.0
5439000	7/16/2012	0.46	0.46	0.3915	0.34	11060	93.7447%	Fecal		CFU/100 mL	200	283.2	86400	-	1,684.0
5439000	8/16/2013	0.46	0.46	0.3915	0.34	11060	93.7447%	Fecal		CFU/100 mL	200	283.2	86400	-	1,684.0
5439000	9/10/2017	0.46	0.46	0.3915	0.34	11060	93.7447%	Fecal		CFU/100 mL	200	283.2	86400	-	1,684.0
5439000	9/17/1995	0.45	0.45	0.3915	0.34	11071	93.8379%	Fecal		CFU/100 mL	200	283.2	86400	-	1,664.9
5439000	12/15/1997	0.45	0.45	0.3915	0.34	11071	93.8379%	Fecal		CFU/100 mL	200	283.2	86400	-	1,664.9
5439000	9/14/1999	0.45	0.45	0.3915	0.34	11071	93.8379%	Fecal		CFU/100 mL	200	283.2	86400	-	1,664.9
5439000	8/10/2001	0.45	0.45	0.3915	0.34	11071	93.8379%	Fecal		CFU/100 mL	200	283.2	86400	-	1,664.9
5439000	8/2/2002	0.45	0.45	0.3915	0.34	11071	93.8379%	Fecal		CFU/100 mL	200	283.2	86400	-	1,664.9
5439000	11/28/2002	0.45	0.45	0.3915	0.34	11071	93.8379%	Fecal		CFU/100 mL	200	283.2	86400	-	1,664.9
5439000	12/3/2005	0.45	0.45	0.3915	0.34	11071	93.8379%	Fecal		CFU/100 mL	200	283.2	86400	-	1,664.9
5439000	8/10/2006	0.45	0.45	0.3915	0.34	11071	93.8379%	Fecal		CFU/100 mL	200	283.2	86400	-	1,664.9
5439000	8/24/2008	0.45	0.45	0.3915	0.34	11071	93.8379%	Fecal		CFU/100 mL	200	283.2	86400	-	1,664.9
5439000	7/30/2012	0.45	0.45	0.3915	0.34	11071	93.8379%	Fecal		CFU/100 mL	200	283.2	86400	-	1,664.9
5439000	1/3/2013	0.45	0.45	0.3915	0.34	11071	93.8379%	Fecal		CFU/100 mL	200	283.2	86400	-	1,664.9
5439000	9/29/2013	0.45	0.45	0.3915	0.34	11071	93.8379%	Fecal		CFU/100 mL	200	283.2	86400	-	1,664.9
5439000	10/3/2005	0.44	0.44	0.3915	0.34	11083	93.9397%	Fecal		CFU/100 mL	200	283.2	86400	-	1,645.7
5439000	9/10/2011	0.44	0.44	0.3915	0.34	11083	93.9397%	Fecal		CFU/100 mL	200	283.2	86400	-	1,645.7
5439000	11/15/2012	0.44	0.44	0.3915	0.34	11083	93.9397%	Fecal		CFU/100 mL	200	283.2	86400	-	1,645.7
5439000	9/18/1995	0.43	0.43	0.3915	0.33	11086	93.9651%	Fecal		CFU/100 mL	200	283.2	86400	-	1,626.6
5439000	9/28/1995	0.43	0.43	0.3915	0.33	11086	93.9651%	Fecal		CFU/100 mL	200	283.2	86400	-	1,626.6
5439000	11/11/1997	0.43	0.43	0.3915	0.33	11086	93.9651%	Fecal		CFU/100 mL	200	283.2	86400	-	1,626.6

Gage ID	Date	Discharge (CFS)	Gage Discharge (less Surrogate NPDES) (CFS)	Watershed Area Ratio	Calculated flow (CFS)	Rank	Flow Exceedance %	Parameter	Results	Units (mg or micro_gram	Limit/Standard	100mL/CF	sec/day	Actual Load (million colonies/day)	Allowable Load (million colonies/day)
5439000	8/20/1999	0.43	0.43	0.3915	0.33	11086	93.9651%	Fecal		CFU/100 mL	200	283.2	86400	-	1,626.6
5439000	12/10/2010	0.43	0.43	0.3915	0.33	11086	93.9651%	Fecal		CFU/100 mL	200	283.2	86400	-	1,626.6
5439000	10/27/2013	0.43	0.43	0.3915	0.33	11086	93.9651%	Fecal		CFU/100 mL	200	283.2	86400	-	1,626.6
5439000	1/5/2014	0.43	0.43	0.3915	0.33	11086	93.9651%	Fecal		CFU/100 mL	200	283.2	86400	-	1,626.6
5439000	9/12/2017	0.43	0.43	0.3915	0.33	11086	93.9651%	Fecal		CFU/100 mL	200	283.2	86400	-	1,626.6
5439000	9/6/2021	0.43	0.43	0.3915	0.33	11086	93.9651%	Fecal		CFU/100 mL	200	283.2	86400	-	1,626.6
5439000	10/12/1995	0.42	0.42	0.3915	0.33	11095	94.0414%	Fecal		CFU/100 mL	200	283.2	86400	-	1,607.4
5439000	8/9/2001	0.42	0.42	0.3915	0.33	11095	94.0414%	Fecal		CFU/100 mL	200	283.2	86400	-	1,607.4
5439000	12/12/2002	0.42	0.42	0.3915	0.33	11095	94.0414%	Fecal		CFU/100 mL	200	283.2	86400	-	1,607.4
5439000	12/29/2002	0.42	0.42	0.3915	0.33	11095	94.0414%	Fecal		CFU/100 mL	200	283.2	86400	-	1,607.4
5439000	10/21/2003	0.42	0.42	0.3915	0.33	11095	94.0414%	Fecal		CFU/100 mL	200	283.2	86400	-	1,607.4
5439000	7/13/2005	0.42	0.42	0.3915	0.33	11095	94.0414%	Fecal		CFU/100 mL	200	283.2	86400	-	1,607.4
5439000	8/3/2012	0.42	0.42	0.3915	0.33	11095	94.0414%	Fecal		CFU/100 mL	200	283.2	86400	-	1,607.4
5439000	8/21/2012	0.42	0.42	0.3915	0.33	11095	94.0414%	Fecal		CFU/100 mL	200	283.2	86400	-	1,607.4
5439000	8/18/2013	0.42	0.42	0.3915	0.33	11095	94.0414%	Fecal		CFU/100 mL	200	283.2	86400	-	1,607.4
5439000	10/1/2014	0.42	0.42	0.3915	0.33	11095	94.0414%	Fecal		CFU/100 mL	200	283.2	86400	-	1,607.4
5439000	8/16/1991	0.41	0.41	0.3915	0.32	11105	94.1261%	Fecal		CFU/100 mL	200	283.2	86400	-	1,588.3
5439000	9/4/1995	0.41	0.41	0.3915	0.32	11105	94.1261%	Fecal		CFU/100 mL	200	283.2	86400	-	1,588.3
5439000	9/15/1995	0.41	0.41	0.3915	0.32	11105	94.1261%	Fecal		CFU/100 mL	200	283.2	86400	-	1,588.3
5439000	12/17/1997	0.41	0.41	0.3915	0.32	11105	94.1261%	Fecal		CFU/100 mL	200	283.2	86400	-	1,588.3
5439000	12/18/1997	0.41	0.41	0.3915	0.32	11105	94.1261%	Fecal		CFU/100 mL	200	283.2	86400	-	1,588.3
5439000	8/8/2001	0.41	0.41	0.3915	0.32	11105	94.1261%	Fecal		CFU/100 mL	200	283.2	86400	-	1,588.3
5439000	9/9/2002	0.41	0.41	0.3915	0.32	11105	94.1261%	Fecal		CFU/100 mL	200	283.2	86400	-	1,588.3
5439000	9/27/2002	0.41	0.41	0.3915	0.32	11105	94.1261%	Fecal		CFU/100 mL	200	283.2	86400	-	1,588.3
5439000	10/8/2004	0.41	0.41	0.3915	0.32	11105	94.1261%	Fecal		CFU/100 mL	200	283.2	86400	-	1,588.3
5439000	10/8/2013	0.41	0.41	0.3915	0.32	11105	94.1261%	Fecal		CFU/100 mL	200	283.2	86400	-	1,588.3
5439000	9/5/1995	0.4	0.4	0.3915	0.32	11115	94.2109%	Fecal		CFU/100 mL	200	283.2	86400	-	1,569.1
5439000	9/18/1997	0.4	0.4	0.3915	0.32	11115	94.2109%	Fecal		CFU/100 mL	200	283.2	86400	-	1,569.1
5439000	8/28/2001	0.4	0.4	0.3915	0.32	11115	94.2109%	Fecal		CFU/100 mL	200	283.2	86400	-	1,569.1
5439000	11/13/2005	0.4	0.4	0.3915	0.32	11115	94.2109%	Fecal		CFU/100 mL	200	283.2	86400	-	1,569.1
5439000	12/30/2005	0.4	0.4	0.3915	0.32	11115	94.2109%	Fecal		CFU/100 mL	200	283.2	86400	-	1,569.1
5439000	1/9/2006	0.4	0.4	0.3915	0.32	11115	94.2109%	Fecal		CFU/100 mL	200	283.2	86400	-	1,569.1
5439000	8/19/2013	0.4	0.4	0.3915	0.32	11115	94.2109%	Fecal		CFU/100 mL	200	283.2	86400	-	1,569.1
5439000	10/29/2013	0.4	0.4	0.3915	0.32	11115	94.2109%	Fecal		CFU/100 mL	200	283.2	86400	-	1,569.1
5439000	9/17/1994	0.39	0.39	0.3915	0.32	11123	94.2787%	Fecal		CFU/100 mL	200	283.2	86400	-	1,549.9
5439000	9/6/1995	0.39	0.39	0.3915	0.32	11123	94.2787%	Fecal		CFU/100 mL	200	283.2	86400	-	1,549.9
5439000	10/8/1997	0.39	0.39	0.3915	0.32	11123	94.2787%	Fecal		CFU/100 mL	200	283.2	86400	-	1,549.9
5439000	9/13/2002	0.39	0.39	0.3915	0.32	11123	94.2787%	Fecal		CFU/100 mL	200	283.2	86400	-	1,549.9
5439000	12/11/2002	0.39	0.39	0.3915	0.32	11123	94.2787%	Fecal		CFU/100 mL	200	283.2	86400	-	1,549.9
5439000	9/20/2005	0.39	0.39	0.3915	0.32	11123	94.2787%	Fecal		CFU/100 mL	200	283.2	86400	-	1,549.9
5439000	9/29/2010	0.39	0.39	0.3915	0.32	11123	94.2787%	Fecal		CFU/100 mL	200	283.2	86400	-	1,549.9
5439000	9/26/2012	0.39	0.39	0.3915	0.32	11123	94.2787%	Fecal		CFU/100 mL	200	283.2	86400	-	1,549.9
5439000	10/28/2013	0.39	0.39	0.3915	0.32	11123	94.2787%	Fecal		CFU/100 mL	200	283.2	86400	-	1,549.9
5439000	10/15/2020	0.39	0.39	0.3915	0.32	11123	94.2787%	Fecal		CFU/100 mL	200	283.2	86400	-	1,549.9
5439000	10/4/1995	0.38	0.38	0.3915	0.31	11133	94.3635%	Fecal		CFU/100 mL	200	283.2	86400	-	1,530.8
5439000	8/6/1997	0.38	0.38	0.3915	0.31	11133	94.3635%	Fecal		CFU/100 mL	200	283.2	86400	-	1,530.8
5439000	12/19/1997	0.38	0.38	0.3915	0.31	11133	94.3635%	Fecal		CFU/100 mL	200	283.2	86400	-	1,530.8
5439000	9/12/1998	0.38	0.38	0.3915	0.31	11133	94.3635%	Fecal		CFU/100 mL	200	283.2	86400	-	1,530.8
5439000	9/4/1999	0.38	0.38	0.3915	0.31	11133	94.3635%	Fecal		CFU/100 mL	200	283.2	86400	-	1,530.8
5439000	9/29/2002	0.38	0.38	0.3915	0.31	11133	94.3635%	Fecal		CFU/100 mL	200	283.2	86400	-	1,530.8
5439000	7/31/2005	0.38	0.38	0.3915	0.31	11133	94.3635%	Fecal		CFU/100 mL	200	283.2	86400	-	1,530.8
5439000	8/17/2005	0.38	0.38	0.3915	0.31	11133	94.3635%	Fecal		CFU/100 mL	200	283.2	86400	-	1,530.8
5439000	10/4/2005	0.38	0.38	0.3915	0.31	11133	94.3635%	Fecal		CFU/100 mL	200	283.2	86400	-	1,530.8
5439000	10/19/2020	0.38	0.38	0.3915	0.31	11133	94.3635%	Fecal		CFU/100 mL	200	283.2	86400	-	1,530.8
5439000	9/18/1994	0.37	0.37	0.3915	0.31	11143	94.4482%	Fecal		CFU/100 mL	200	283.2	86400	-	1,511.6
5439000	9/14/1995	0.37	0.37	0.3915	0.31	11143	94.4482%	Fecal		CFU/100 mL	200	283.2	86400	-	1,511.6
5439000	9/23/1997	0.37	0.37	0.3915	0.31	11143	94.4482%	Fecal		CFU/100 mL	200	283.2	86400	-	1,511.6
5439000	10/2/1997	0.37	0.37	0.3915	0.31	11143	94.4482%	Fecal		CFU/100 mL	200	283.2	86400	-	1,511.6
5439000	10/21/1997	0.37	0.37	0.3915	0.31	11143	94.4482%	Fecal		CFU/100 mL	200	283.2	86400	-	1,511.6
5439000	8/11/2001	0.37	0.37	0.3915	0.31	11143	94.4482%	Fecal		CFU/100 mL	200	283.2	86400	-	1,511.6
5439000	8/31/2001	0.37	0.37	0.3915	0.31	11143	94.4482%	Fecal		CFU/100 mL	200	283.2	86400	-	1,511.6
5439000	11/29/2002	0.37	0.37	0.3915	0.31	11143	94.4482%	Fecal		CFU/100 mL	200	283.2	86400	-	1,511.6
5439000	12/30/2002	0.37	0.37	0.3915	0.31	11143	94.4482%	Fecal		CFU/100 mL	200	283.2	86400	-	1,511.6
5439000	9/19/2004	0.37	0.37	0.3915	0.31	11143	94.4482%	Fecal		CFU/100 mL	200	283.2	86400	-	1,511.6
5439000	11/19/2005	0.37	0.37	0.3915	0.31	11143	94.4482%	Fecal		CFU/100 mL	200	283.2	86400	-	1,511.6
5439000	9/7/2013	0.37	0.37	0.3915	0.31	11143	94.4482%	Fecal		CFU/100 mL	200	283.2	86400	-	1,511.6
5439000	1/3/2014	0.37	0.37	0.3915	0.31	11143	94.4482%	Fecal		CFU/100 mL	200	283.2	86400	-	1,511.6
5439000	9/24/2021	0.37	0.37	0.3915	0.31	11143	94.4482%	Fecal		CFU/100 mL	200	283.2	86400	-	1,511.6
5439000	8/27/1997	0.36	0.36	0.3915	0.30	11157	94.5669%	Fecal		CFU/100 mL	200	283.2	86400	-	1,492.5
5439000	11/12/1997	0.36	0.36	0.3915	0.30	11157	94.5669%	Fecal		CFU/100 mL	200	283.2	86400	-	1,492.5
5439000	9/28/2002	0.36	0.36	0.3915	0.30	11157	94.5669%	Fecal		CFU/100 mL	200	283.2	86400	-	1,492.5
5439000	8/9/2006	0.36	0.36	0.3915	0.30	11157	94.5669%	Fecal		CFU/100 mL	200	283.2	86400	-	1,492.5
5439000	10/31/2012	0.36	0.36	0.3915	0.30	11157	94.5669%	Fecal		CFU/100 mL	200	283.2	86400	-	1,492.5
5439000	8/17/1999	0.35	0.35	0.3915	0.30	11162	94.6093%	Fecal		CFU/100 mL	200	283.2	86400	-	1,473.3
5439000	8/12/2001	0.35	0.35	0.3915	0.30	11162	94.6093%	Fecal		CFU/100 mL	200	283.2	86400	-	1,473.3
5439000	9/30/2002	0.35	0.35	0.3915	0.30	11162	94.6093%	Fecal		CFU/100 mL	200	283.2	86400	-	1,473.3
5439000	12/10/2002	0.35	0.35	0.3915	0.30	11162	94.6093%	Fecal		CFU/100 mL	200	283.2	86400	-	1,473.3
5439000	10/22/2003	0.35	0.35	0.3915	0.30	11162	94.6093%	Fecal		CFU/100 mL	200	283.2	86400	-	1,473.3
5439000	8/30/2006	0.35	0.35	0.3915	0.30	11162	94.6093%	Fecal		CFU/100 mL	200	283.2	86400	-	1,473.3
5439000	9/28/2012	0.35	0.35	0.3915	0.30	11162	94.6093%	Fecal		CFU/100 mL	200	283.2	86400	-	1,473.3
5439000	9/29/2012	0.35	0.35	0.3915	0.30	11162	94.6093%	Fecal		CFU/100 mL	200	283.2	86400	-	1,473.3
5439000	10/16/2013	0.35	0.35	0.3915	0.30	11162	94.6093%	Fecal		CFU/100 mL	200	283.2	86400	-	1,473.3
5439000	12/10/2013	0.35	0.35	0.3915	0.30	11162	94.6093%	Fecal		CFU/100 mL	200	283.2	86400	-	1,473.3
5439000	10/16/2020	0.35	0.35	0.3915	0.30	11162	94.6093%	Fecal		CFU/100 mL	200	283.2	86400	-	1,473.3
5439000	7/30/1997	0.34	0.34	0.3915	0.30	11173	94.7025%	Fecal		CFU/100 mL	200	283.2	86400	-	1,454.2
5439000	8/10/1997	0.34	0.34	0.3915	0.30	11173	94.7025%	Fecal		CFU/100 mL	200	283.2	86400	-	1,454.2
5439000	9/5/1999	0.34	0.34	0.3915	0.30	11173	94.7025%	Fecal		CFU/100 mL	200	283.2	86400	-	1,454.2
5439000	10/1/2004	0.34	0.34	0.3915	0.30	11173	94.7025%	Fecal		CFU/100 mL	200	283.2	86400	-	1,454.2
5439000	8/28/2008	0.34	0.34	0.3915	0.30	11173	94.7025%	Fecal		CFU/100 mL	200	283.2	86400	-	1,454.2
5439000	9/22/2013	0.34	0.34	0.3915	0.30	11173	94.7025%	Fecal		CFU/100 mL	200	283.2	86400	-	1,454.2
5439000	10/18/2020	0.34	0.34	0.3915	0.30	11173	94.7025%	Fecal		CFU/100 mL	200	283.2	86400	-	1,454.2
5439000	8/30/1997	0.33	0.33	0.3915	0.29	11180	94.7618%	Fecal		CFU/100 mL	200	283.2	86400	-	1,435.0
5439000	8/31/1997	0.33	0.33	0.3915	0.29	11180	94.7618%	Fecal		CFU/100 mL	200	283.2	86400	-	1,435.0
5439000	9/2/1997	0.33	0.33	0.3915	0.29	11180	94.7618%	Fecal		CFU/100 mL	200	283.2	86400	-	1,435.0
5439000	9/24/1997	0.33	0.33	0.3915	0.29	11180	94.7618%	Fecal		CFU/100 mL	200	283.2	86400	-	1,435.0
5439000	8/10/2002	0.33	0.33	0.3915	0.29	11180	94.7618%	Fecal		CFU/100 mL	200	283.2	86400	-	1,435.0
5439000	9/20/2004	0.33	0.33	0.3915	0.29	11180	94.7618%	Fecal		CFU/100 mL	200	283.2	86400	-	1,435.0
5439000	9/11/2011	0.33	0.33	0.3915	0.29	11180	94.7618%	Fecal		CFU/100 mL	200	283.2	86400	-	1,435.0
5439000	9/27/2012	0.33	0.33	0.3915	0.29	11180	94.7618%	Fecal		CFU/100 mL	200	283.2	86400	-	1,435.0
5439000	11/3/2012	0.33	0.33	0.3915	0.29	11180	94.7618%	Fecal		CFU/100 mL	200	283.2	86400	-	1,435.0
5439000	9/7/2021	0.33	0.33	0.3915	0.29	11180	94.7618%	Fecal		CFU/100 mL	200	283.2	86400	-	1,435.0
5439000	8/7/1997	0.32	0.32	0.3915	0.29	11190	94.8466%	Fecal		CFU/100 mL	200	283.2	86400	-	1,415.8
5439000	8/26/1997	0.32	0.32	0.3915	0.29	11190	94.8466%	Fecal		CFU/100 mL	200	283.2	86400	-	1,415.8
5439000	10/5/1997	0.32	0.32	0.3915	0.29	11190	94.8466%	Fecal		CFU/100 mL	200	283.2	86400	-	1,415.8
5439000	9/21/1999	0.32	0.32	0.3915	0.29	11190	94.8466%	Fecal		CFU/100 mL	200	283.2	86400	-	1,415.8
5439000	8/11/2002	0.32	0.32	0.3915	0.29	11190	94.8466%	Fecal		CFU/100 mL	200	283.2	86400	-	1,415.8
5439000	12/31/2002	0.32	0.32	0.3915	0.29	11190	94.8466%	Fecal		CFU/100 mL	200	283.2	86400	-	1,415.8
5439000	10/28/2004	0.32	0.32	0.3915	0.29	11190	94.8466%	Fecal		CFU/100 mL	200	283.2	86400	-	1,415.8
5439000	7/16/2005	0.32	0.32	0.3915	0.29	11190	94.8466%	Fecal		CFU/100 mL	200	283.2	86400	-	1,415.8
5439000	11/8/2005	0.32	0.32	0.3915	0.29	11190	94.8466%	Fecal		CFU/100 mL	200	283.2	86400	-	1,415.8
5439000	8/29/2008	0.32	0.32	0.3915	0.29	11190	94.8466%	Fecal		CFU/100 mL	200	283.2	86400	-	1,415.8
5439000	12/19/2012	0.32	0.32	0.3915	0.29	11190	94.8466%	Fecal		CFU/100 mL	200	283.2	86400	-	1,415.8
5439000	8/17/2013	0.32	0.32	0.3915	0.29	11190	94.8466%	Fecal		CFU/100 mL	200	283.2	86400	-	1,415.8
5439000	9/8/2013	0.32	0.32	0.3915	0.29	11190	94.8466%	Fecal		CFU/100 mL	200	283.2	86400	-	1,415.8
5439000	9/9/2013	0.32	0.32	0.3915	0.29	11190	94.8466%	Fecal		CFU/100 mL	200	283.2	86400	-	1,415.8
5439000	10/17/2020	0.32	0.32	0.3915	0.29	11190	94.8466%	Fecal		CFU/100 mL	200	283.2	86400	-	1,415.8
5439000	9/8/2021	0.32	0.32	0.3915	0.29	11190	94.8466%	Fecal		CFU/100 mL	200	283.2	86400	-	1,415.8
5439000	8/20/1992	0.31	0.31	0.3915	0.29	11206	94.9822%	Fecal		CFU/100 mL	200	283.2	86400	-	1,396.7
5439000	8/28/1997	0.31	0.31	0.3915	0.29	11206	94.9822%	Fecal		CFU/100 mL	200	283.2	86400	-	1,396.7
5439000	9/4/1997	0.31	0.31	0.3915	0.29	11206	94.9822%	Fecal		CFU/100 mL	200	283.2	86400	-	1,396.7
5439000	9/15/1997	0.31	0.31	0.3915	0.29	11206	94.9822%	Fecal		CFU/100 mL	200	283.2	86400	-	1,396.7
5439000	9/30/1997	0.31	0.31	0.3915	0.29	11206	94.9822%	Fecal		CFU/100 mL	200	283.2	86400	-	1,396.7
5439000	10/3/1997	0.31	0.31	0.3915	0.29	11206	94.9822%	Fecal		CFU/100 mL	200	283.2	86400	-	1,396.7
5439000	8/15/2001	0.31	0.31	0.3915	0.29	11206	94.9822%	Fecal		CFU/100 mL	200	283.2	86400	-	1,396.7
5439000	9/12/2004	0.31	0.31	0.3915	0.29	11206	94.9822%	Fecal		CFU/100 mL	200	283.2	86400	-	1,396.7
5439000	9/25/2021	0.31	0.31	0.3915	0.29	11206	94.9822%	Fecal		CFU/100 mL	200	283.2	86400	-	1,396.7

Gage ID	Date	Discharge (CFS)	Gage Discharge (less Surrogate NPDES) (CFS)	Watershed Area Ratio	Calculated flow (CFS)	Rank	Flow Exceedance %	Parameter	Results	Units (mg or micro_gram	Limit/Standard	100mL/CF	sec/day	Actual Load (million colonies/day)	Allowable Load (million colonies/day)
5439000	9/19/1994	0.3	0.3	0.3915	0.28	11215	95.0585%	Fecal		CFU/100 mL	200	283.2	86400	-	1,377.5
5439000	8/29/1997	0.3	0.3	0.3915	0.28	11215	95.0585%	Fecal		CFU/100 mL	200	283.2	86400	-	1,377.5
5439000	9/29/1997	0.3	0.3	0.3915	0.28	11215	95.0585%	Fecal		CFU/100 mL	200	283.2	86400	-	1,377.5
5439000	8/29/2001	0.3	0.3	0.3915	0.28	11215	95.0585%	Fecal		CFU/100 mL	200	283.2	86400	-	1,377.5
5439000	12/9/2002	0.3	0.3	0.3915	0.28	11215	95.0585%	Fecal		CFU/100 mL	200	283.2	86400	-	1,377.5
5439000	9/2/2003	0.3	0.3	0.3915	0.28	11215	95.0585%	Fecal		CFU/100 mL	200	283.2	86400	-	1,377.5
5439000	11/20/2005	0.3	0.3	0.3915	0.28	11215	95.0585%	Fecal		CFU/100 mL	200	283.2	86400	-	1,377.5
5439000	11/1/2012	0.3	0.3	0.3915	0.28	11215	95.0585%	Fecal		CFU/100 mL	200	283.2	86400	-	1,377.5
5439000	12/12/2013	0.3	0.3	0.3915	0.28	11215	95.0585%	Fecal		CFU/100 mL	200	283.2	86400	-	1,377.5
5439000	8/9/1997	0.29	0.29	0.3915	0.28	11224	95.1348%	Fecal		CFU/100 mL	200	283.2	86400	-	1,358.4
5439000	9/5/1997	0.29	0.29	0.3915	0.28	11224	95.1348%	Fecal		CFU/100 mL	200	283.2	86400	-	1,358.4
5439000	9/27/1997	0.29	0.29	0.3915	0.28	11224	95.1348%	Fecal		CFU/100 mL	200	283.2	86400	-	1,358.4
5439000	9/28/1997	0.29	0.29	0.3915	0.28	11224	95.1348%	Fecal		CFU/100 mL	200	283.2	86400	-	1,358.4
5439000	8/13/2001	0.29	0.29	0.3915	0.28	11224	95.1348%	Fecal		CFU/100 mL	200	283.2	86400	-	1,358.4
5439000	8/30/2001	0.29	0.29	0.3915	0.28	11224	95.1348%	Fecal		CFU/100 mL	200	283.2	86400	-	1,358.4
5439000	12/8/2002	0.29	0.29	0.3915	0.28	11224	95.1348%	Fecal		CFU/100 mL	200	283.2	86400	-	1,358.4
5439000	9/15/2003	0.29	0.29	0.3915	0.28	11224	95.1348%	Fecal		CFU/100 mL	200	283.2	86400	-	1,358.4
5439000	9/28/2003	0.29	0.29	0.3915	0.28	11224	95.1348%	Fecal		CFU/100 mL	200	283.2	86400	-	1,358.4
5439000	7/14/2005	0.29	0.29	0.3915	0.28	11224	95.1348%	Fecal		CFU/100 mL	200	283.2	86400	-	1,358.4
5439000	1/10/2006	0.29	0.29	0.3915	0.28	11224	95.1348%	Fecal		CFU/100 mL	200	283.2	86400	-	1,358.4
5439000	9/9/2011	0.29	0.29	0.3915	0.28	11224	95.1348%	Fecal		CFU/100 mL	200	283.2	86400	-	1,358.4
5439000	9/12/2012	0.29	0.29	0.3915	0.28	11224	95.1348%	Fecal		CFU/100 mL	200	283.2	86400	-	1,358.4
5439000	11/16/2012	0.29	0.29	0.3915	0.28	11224	95.1348%	Fecal		CFU/100 mL	200	283.2	86400	-	1,358.4
5439000	12/30/2012	0.29	0.29	0.3915	0.28	11224	95.1348%	Fecal		CFU/100 mL	200	283.2	86400	-	1,358.4
5439000	1/9/2013	0.29	0.29	0.3915	0.28	11224	95.1348%	Fecal		CFU/100 mL	200	283.2	86400	-	1,358.4
5439000	12/27/2013	0.29	0.29	0.3915	0.28	11224	95.1348%	Fecal		CFU/100 mL	200	283.2	86400	-	1,358.4
5439000	9/3/1997	0.28	0.28	0.3915	0.27	11241	95.2789%	Fecal		CFU/100 mL	200	283.2	86400	-	1,339.2
5439000	10/22/1997	0.28	0.28	0.3915	0.27	11241	95.2789%	Fecal		CFU/100 mL	200	283.2	86400	-	1,339.2
5439000	8/21/1999	0.28	0.28	0.3915	0.27	11241	95.2789%	Fecal		CFU/100 mL	200	283.2	86400	-	1,339.2
5439000	8/14/2001	0.28	0.28	0.3915	0.27	11241	95.2789%	Fecal		CFU/100 mL	200	283.2	86400	-	1,339.2
5439000	9/1/2001	0.28	0.28	0.3915	0.27	11241	95.2789%	Fecal		CFU/100 mL	200	283.2	86400	-	1,339.2
5439000	9/15/2002	0.28	0.28	0.3915	0.27	11241	95.2789%	Fecal		CFU/100 mL	200	283.2	86400	-	1,339.2
5439000	11/30/2002	0.28	0.28	0.3915	0.27	11241	95.2789%	Fecal		CFU/100 mL	200	283.2	86400	-	1,339.2
5439000	1/1/2003	0.28	0.28	0.3915	0.27	11241	95.2789%	Fecal		CFU/100 mL	200	283.2	86400	-	1,339.2
5439000	9/10/2004	0.28	0.28	0.3915	0.27	11241	95.2789%	Fecal		CFU/100 mL	200	283.2	86400	-	1,339.2
5439000	9/19/2005	0.28	0.28	0.3915	0.27	11241	95.2789%	Fecal		CFU/100 mL	200	283.2	86400	-	1,339.2
5439000	9/12/2011	0.28	0.28	0.3915	0.27	11241	95.2789%	Fecal		CFU/100 mL	200	283.2	86400	-	1,339.2
5439000	12/28/2013	0.28	0.28	0.3915	0.27	11241	95.2789%	Fecal		CFU/100 mL	200	283.2	86400	-	1,339.2
5439000	10/2/2014	0.28	0.28	0.3915	0.27	11241	95.2789%	Fecal		CFU/100 mL	200	283.2	86400	-	1,339.2
5439000	9/6/1997	0.27	0.27	0.3915	0.27	11254	95.3890%	Fecal		CFU/100 mL	200	283.2	86400	-	1,320.1
5439000	10/10/1997	0.27	0.27	0.3915	0.27	11254	95.3890%	Fecal		CFU/100 mL	200	283.2	86400	-	1,320.1
5439000	9/6/1999	0.27	0.27	0.3915	0.27	11254	95.3890%	Fecal		CFU/100 mL	200	283.2	86400	-	1,320.1
5439000	9/2/2001	0.27	0.27	0.3915	0.27	11254	95.3890%	Fecal		CFU/100 mL	200	283.2	86400	-	1,320.1
5439000	12/7/2002	0.27	0.27	0.3915	0.27	11254	95.3890%	Fecal		CFU/100 mL	200	283.2	86400	-	1,320.1
5439000	9/21/2004	0.27	0.27	0.3915	0.27	11254	95.3890%	Fecal		CFU/100 mL	200	283.2	86400	-	1,320.1
5439000	10/9/2004	0.27	0.27	0.3915	0.27	11254	95.3890%	Fecal		CFU/100 mL	200	283.2	86400	-	1,320.1
5439000	12/4/2005	0.27	0.27	0.3915	0.27	11254	95.3890%	Fecal		CFU/100 mL	200	283.2	86400	-	1,320.1
5439000	9/13/2017	0.27	0.27	0.3915	0.27	11254	95.3890%	Fecal		CFU/100 mL	200	283.2	86400	-	1,320.1
5439000	9/17/2017	0.27	0.27	0.3915	0.27	11254	95.3890%	Fecal		CFU/100 mL	200	283.2	86400	-	1,320.1
5439000	8/18/1999	0.26	0.26	0.3915	0.27	11264	95.4738%	Fecal		CFU/100 mL	200	283.2	86400	-	1,300.9
5439000	3/9/2003	0.26	0.26	0.3915	0.27	11264	95.4738%	Fecal		CFU/100 mL	200	283.2	86400	-	1,300.9
5439000	9/1/2003	0.26	0.26	0.3915	0.27	11264	95.4738%	Fecal		CFU/100 mL	200	283.2	86400	-	1,300.9
5439000	7/15/2005	0.26	0.26	0.3915	0.27	11264	95.4738%	Fecal		CFU/100 mL	200	283.2	86400	-	1,300.9
5439000	8/12/2006	0.26	0.26	0.3915	0.27	11264	95.4738%	Fecal		CFU/100 mL	200	283.2	86400	-	1,300.9
5439000	10/8/2010	0.26	0.26	0.3915	0.27	11264	95.4738%	Fecal		CFU/100 mL	200	283.2	86400	-	1,300.9
5439000	8/9/2012	0.26	0.26	0.3915	0.27	11264	95.4738%	Fecal		CFU/100 mL	200	283.2	86400	-	1,300.9
5439000	10/5/2012	0.26	0.26	0.3915	0.27	11264	95.4738%	Fecal		CFU/100 mL	200	283.2	86400	-	1,300.9
5439000	9/23/2013	0.26	0.26	0.3915	0.27	11264	95.4738%	Fecal		CFU/100 mL	200	283.2	86400	-	1,300.9
5439000	10/9/2013	0.26	0.26	0.3915	0.27	11264	95.4738%	Fecal		CFU/100 mL	200	283.2	86400	-	1,300.9
5439000	12/29/2013	0.26	0.26	0.3915	0.27	11264	95.4738%	Fecal		CFU/100 mL	200	283.2	86400	-	1,300.9
5439000	9/9/2021	0.26	0.26	0.3915	0.27	11264	95.4738%	Fecal		CFU/100 mL	200	283.2	86400	-	1,300.9
5439000	8/5/1997	0.25	0.25	0.3915	0.26	11276	95.5755%	Fecal		CFU/100 mL	200	283.2	86400	-	1,281.7
5439000	10/23/1997	0.25	0.25	0.3915	0.26	11276	95.5755%	Fecal		CFU/100 mL	200	283.2	86400	-	1,281.7
5439000	11/13/1997	0.25	0.25	0.3915	0.26	11276	95.5755%	Fecal		CFU/100 mL	200	283.2	86400	-	1,281.7
5439000	12/1/2002	0.25	0.25	0.3915	0.26	11276	95.5755%	Fecal		CFU/100 mL	200	283.2	86400	-	1,281.7
5439000	1/2/2003	0.25	0.25	0.3915	0.26	11276	95.5755%	Fecal		CFU/100 mL	200	283.2	86400	-	1,281.7
5439000	7/17/2005	0.25	0.25	0.3915	0.26	11276	95.5755%	Fecal		CFU/100 mL	200	283.2	86400	-	1,281.7
5439000	8/25/2005	0.25	0.25	0.3915	0.26	11276	95.5755%	Fecal		CFU/100 mL	200	283.2	86400	-	1,281.7
5439000	9/28/2005	0.25	0.25	0.3915	0.26	11276	95.5755%	Fecal		CFU/100 mL	200	283.2	86400	-	1,281.7
5439000	1/11/2006	0.25	0.25	0.3915	0.26	11276	95.5755%	Fecal		CFU/100 mL	200	283.2	86400	-	1,281.7
5439000	7/17/2012	0.25	0.25	0.3915	0.26	11276	95.5755%	Fecal		CFU/100 mL	200	283.2	86400	-	1,281.7
5439000	8/8/2012	0.25	0.25	0.3915	0.26	11276	95.5755%	Fecal		CFU/100 mL	200	283.2	86400	-	1,281.7
5439000	9/30/2013	0.25	0.25	0.3915	0.26	11276	95.5755%	Fecal		CFU/100 mL	200	283.2	86400	-	1,281.7
5439000	9/10/2021	0.25	0.25	0.3915	0.26	11276	95.5755%	Fecal		CFU/100 mL	200	283.2	86400	-	1,281.7
5439000	9/8/1997	0.24	0.24	0.3915	0.26	11289	95.6857%	Fecal		CFU/100 mL	200	283.2	86400	-	1,262.6
5439000	9/8/1999	0.24	0.24	0.3915	0.26	11289	95.6857%	Fecal		CFU/100 mL	200	283.2	86400	-	1,262.6
5439000	9/16/1999	0.24	0.24	0.3915	0.26	11289	95.6857%	Fecal		CFU/100 mL	200	283.2	86400	-	1,262.6
5439000	12/6/2002	0.24	0.24	0.3915	0.26	11289	95.6857%	Fecal		CFU/100 mL	200	283.2	86400	-	1,262.6
5439000	8/13/2003	0.24	0.24	0.3915	0.26	11289	95.6857%	Fecal		CFU/100 mL	200	283.2	86400	-	1,262.6
5439000	8/23/2003	0.24	0.24	0.3915	0.26	11289	95.6857%	Fecal		CFU/100 mL	200	283.2	86400	-	1,262.6
5439000	9/11/2004	0.24	0.24	0.3915	0.26	11289	95.6857%	Fecal		CFU/100 mL	200	283.2	86400	-	1,262.6
5439000	9/13/2004	0.24	0.24	0.3915	0.26	11289	95.6857%	Fecal		CFU/100 mL	200	283.2	86400	-	1,262.6
5439000	8/1/2005	0.24	0.24	0.3915	0.26	11289	95.6857%	Fecal		CFU/100 mL	200	283.2	86400	-	1,262.6
5439000	8/26/2005	0.24	0.24	0.3915	0.26	11289	95.6857%	Fecal		CFU/100 mL	200	283.2	86400	-	1,262.6
5439000	11/21/2005	0.24	0.24	0.3915	0.26	11289	95.6857%	Fecal		CFU/100 mL	200	283.2	86400	-	1,262.6
5439000	8/20/2006	0.24	0.24	0.3915	0.26	11289	95.6857%	Fecal		CFU/100 mL	200	283.2	86400	-	1,262.6
5439000	11/4/2012	0.24	0.24	0.3915	0.26	11289	95.6857%	Fecal		CFU/100 mL	200	283.2	86400	-	1,262.6
5439000	1/8/2013	0.24	0.24	0.3915	0.26	11289	95.6857%	Fecal		CFU/100 mL	200	283.2	86400	-	1,262.6
5439000	10/15/2013	0.24	0.24	0.3915	0.26	11289	95.6857%	Fecal		CFU/100 mL	200	283.2	86400	-	1,262.6
5439000	12/7/2013	0.24	0.24	0.3915	0.26	11289	95.6857%	Fecal		CFU/100 mL	200	283.2	86400	-	1,262.6
5439000	9/14/2017	0.24	0.24	0.3915	0.26	11289	95.6857%	Fecal		CFU/100 mL	200	283.2	86400	-	1,262.6
5439000	8/8/1997	0.23	0.23	0.3915	0.25	11306	95.8298%	Fecal		CFU/100 mL	200	283.2	86400	-	1,243.4
5439000	9/10/1997	0.23	0.23	0.3915	0.25	11306	95.8298%	Fecal		CFU/100 mL	200	283.2	86400	-	1,243.4
5439000	8/22/1999	0.23	0.23	0.3915	0.25	11306	95.8298%	Fecal		CFU/100 mL	200	283.2	86400	-	1,243.4
5439000	10/16/2004	0.23	0.23	0.3915	0.25	11306	95.8298%	Fecal		CFU/100 mL	200	283.2	86400	-	1,243.4
5439000	1/12/2006	0.23	0.23	0.3915	0.25	11306	95.8298%	Fecal		CFU/100 mL	200	283.2	86400	-	1,243.4
5439000	1/26/2006	0.23	0.23	0.3915	0.25	11306	95.8298%	Fecal		CFU/100 mL	200	283.2	86400	-	1,243.4
5439000	11/7/2012	0.23	0.23	0.3915	0.25	11306	95.8298%	Fecal		CFU/100 mL	200	283.2	86400	-	1,243.4
5439000	12/31/2012	0.23	0.23	0.3915	0.25	11306	95.8298%	Fecal		CFU/100 mL	200	283.2	86400	-	1,243.4
5439000	12/30/2013	0.23	0.23	0.3915	0.25	11306	95.8298%	Fecal		CFU/100 mL	200	283.2	86400	-	1,243.4
5439000	1/2/2014	0.23	0.23	0.3915	0.25	11306	95.8298%	Fecal		CFU/100 mL	200	283.2	86400	-	1,243.4
5439000	9/9/1997	0.22	0.22	0.3915	0.25	11316	95.9146%	Fecal		CFU/100 mL	200	283.2	86400	-	1,224.3
5439000	9/26/1997	0.22	0.22	0.3915	0.25	11316	95.9146%	Fecal		CFU/100 mL	200	283.2	86400	-	1,224.3
5439000	10/6/1997	0.22	0.22	0.3915	0.25	11316	95.9146%	Fecal		CFU/100 mL	200	283.2	86400	-	1,224.3
5439000	9/15/1999	0.22	0.22	0.3915	0.25	11316	95.9146%	Fecal		CFU/100 mL	200	283.2	86400	-	1,224.3
5439000	12/2/2002	0.22	0.22	0.3915	0.25	11316	95.9146%	Fecal		CFU/100 mL	200	283.2	86400	-	1,224.3
5439000	12/5/2002	0.22	0.22	0.3915	0.25	11316	95.9146%	Fecal		CFU/100 mL	200	283.2	86400	-	1,224.3
5439000	10/5/2005	0.22	0.22	0.3915	0.25	11316	95.9146%	Fecal		CFU/100 mL	200	283.2	86400	-	1,224.3
5439000	1/13/2006	0.22	0.22	0.3915	0.25	11316	95.9146%	Fecal		CFU/100 mL	200	283.2	86400	-	1,224.3
5439000	1/25/2006	0.22	0.22	0.3915	0.25	11316	95.9146%	Fecal		CFU/100 mL	200	283.2	86400	-	1,224.3
5439000	12/9/2010	0.22	0.22	0.3915	0.25	11316	95.9146%	Fecal		CFU/100 mL	200	283.2	86400	-	1,224.3
5439000	9/11/2021	0.22	0.22	0.3915	0.25	11316	95.9146%	Fecal		CFU/100 mL	200	283.2	86400	-	1,224.3
5439000	9/11/1997	0.21	0.21	0.3915	0.25	11327	96.0078%	Fecal		CFU/100 mL	200	283.2	86400	-	1,205.1
5439000	9/14/1997	0.21	0.21	0.3915	0.25	11327	96.0078%	Fecal		CFU/100 mL	200	283.2	86400	-	1,205.1
5439000	11/14/1997	0.21	0.21	0.3915	0.25	11327	96.0078%	Fecal		CFU/100 mL	200	283.2	86400	-	1,205.1
5439000	9/7/1999	0.21	0.21	0.3915	0.25	11327	96.0078%	Fecal		CFU/100 mL	200	283.2	86400	-	1,205.1
5439000	12/3/2002	0.21	0.21	0.3915	0.25	11327	96.0078%	Fecal		CFU/100 mL	200	283.2	86400	-	1,205.1
5439000	12/4/2002	0.21	0.21	0.3915	0.25	11327	96.0078%	Fecal		CFU/100 mL	200	283.2	86400	-	1,205.1
5439000	1/3/2003	0.21	0.21	0.3915	0.25	11327	96.0078%	Fecal		CFU/100 mL	200	283.2	86400	-	1,205.1
5439000	10/12/2003	0.21	0.21	0.3915	0.25	11327	96.0078%	Fecal		CFU/100 mL	200	283.2	86400	-	1,205.1
5439000	10/2/2004	0.21	0.21	0.3915	0.25	11327	96.0078%	Fecal		CFU/100 mL	200	283.2	86400	-	1,205.1
5439000	11/10/2005	0.21	0.21	0.3915	0.25	11327	96.0078%	Fecal		CFU/100 mL	200	283.2	86400	-	1,205.1
5439000	12/5/2005	0.21	0.21	0.3915	0.25	11327	96.0078%	Fecal		CFU/100 mL	200	283.2	86400	-	1,205.1
5439000	1/14/2006	0.21	0.21	0.3915	0.25	11327	96.0078%	Fecal		CFU/100 mL	200	283.2	86400	-	1,205.1
5439000	1/15/2006	0.21	0.21	0.3915	0.25	11327	96.0078%	Fecal		CFU/100 mL	200	283.2	86400	-	1,205.1
5439000	1/16/2006	0.21	0.21	0.3915	0.25	11327	96.0078%	Fecal		CFU/100 mL	200	283.2	86400	-	1,205.1

Gage ID	Date	Discharge (CFS)	Gage Discharge (less Surrogate NPDES) (CFS)	Watershed Area Ratio	Calculated flow (CFS)	Rank	Flow Exceedance %	Parameter	Results	Units (mg or micro_gram	Limit/Standard	100mL/CF	sec/day	Actual Load (million colonies/day)	Allowable Load (million colonies/day)
5439000	1/23/2006	0.21	0.21	0.3915	0.25	11327	96.0078%	Fecal		CFU/100 mL	200	283.2	86400	-	1,205.1
5439000	1/24/2006	0.21	0.21	0.3915	0.25	11327	96.0078%	Fecal		CFU/100 mL	200	283.2	86400	-	1,205.1
5439000	10/8/2012	0.21	0.21	0.3915	0.25	11327	96.0078%	Fecal		CFU/100 mL	200	283.2	86400	-	1,205.1
5439000	12/12/2012	0.21	0.21	0.3915	0.25	11327	96.0078%	Fecal		CFU/100 mL	200	283.2	86400	-	1,205.1
5439000	9/12/2021	0.21	0.21	0.3915	0.25	11327	96.0078%	Fecal		CFU/100 mL	200	283.2	86400	-	1,205.1
5439000	9/26/2021	0.21	0.21	0.3915	0.25	11327	96.0078%	Fecal		CFU/100 mL	200	283.2	86400	-	1,205.1
5439000	9/1/1997	0.2	0.2	0.3915	0.24	11347	96.1773%	Fecal		CFU/100 mL	200	283.2	86400	-	1,186.0
5439000	10/7/1997	0.2	0.2	0.3915	0.24	11347	96.1773%	Fecal		CFU/100 mL	200	283.2	86400	-	1,186.0
5439000	1/17/2006	0.2	0.2	0.3915	0.24	11347	96.1773%	Fecal		CFU/100 mL	200	283.2	86400	-	1,186.0
5439000	1/18/2006	0.2	0.2	0.3915	0.24	11347	96.1773%	Fecal		CFU/100 mL	200	283.2	86400	-	1,186.0
5439000	10/7/2012	0.2	0.2	0.3915	0.24	11347	96.1773%	Fecal		CFU/100 mL	200	283.2	86400	-	1,186.0
5439000	11/17/2012	0.2	0.2	0.3915	0.24	11347	96.1773%	Fecal		CFU/100 mL	200	283.2	86400	-	1,186.0
5439000	1/1/2013	0.2	0.2	0.3915	0.24	11347	96.1773%	Fecal		CFU/100 mL	200	283.2	86400	-	1,186.0
5439000	12/13/2013	0.2	0.2	0.3915	0.24	11347	96.1773%	Fecal		CFU/100 mL	200	283.2	86400	-	1,186.0
5439000	12/31/2013	0.2	0.2	0.3915	0.24	11347	96.1773%	Fecal		CFU/100 mL	200	283.2	86400	-	1,186.0
5439000	9/18/2017	0.2	0.2	0.3915	0.24	11347	96.1773%	Fecal		CFU/100 mL	200	283.2	86400	-	1,186.0
5439000	8/4/1997	0.19	0.19	0.3915	0.24	11357	96.2621%	Fecal		CFU/100 mL	200	283.2	86400	-	1,166.8
5439000	9/12/1997	0.19	0.19	0.3915	0.24	11357	96.2621%	Fecal		CFU/100 mL	200	283.2	86400	-	1,166.8
5439000	9/19/1997	0.19	0.19	0.3915	0.24	11357	96.2621%	Fecal		CFU/100 mL	200	283.2	86400	-	1,166.8
5439000	1/4/2003	0.19	0.19	0.3915	0.24	11357	96.2621%	Fecal		CFU/100 mL	200	283.2	86400	-	1,166.8
5439000	8/16/2003	0.19	0.19	0.3915	0.24	11357	96.2621%	Fecal		CFU/100 mL	200	283.2	86400	-	1,166.8
5439000	9/22/2003	0.19	0.19	0.3915	0.24	11357	96.2621%	Fecal		CFU/100 mL	200	283.2	86400	-	1,166.8
5439000	7/18/2005	0.19	0.19	0.3915	0.24	11357	96.2621%	Fecal		CFU/100 mL	200	283.2	86400	-	1,166.8
5439000	11/26/2005	0.19	0.19	0.3915	0.24	11357	96.2621%	Fecal		CFU/100 mL	200	283.2	86400	-	1,166.8
5439000	1/19/2006	0.19	0.19	0.3915	0.24	11357	96.2621%	Fecal		CFU/100 mL	200	283.2	86400	-	1,166.8
5439000	1/20/2006	0.19	0.19	0.3915	0.24	11357	96.2621%	Fecal		CFU/100 mL	200	283.2	86400	-	1,166.8
5439000	1/21/2006	0.19	0.19	0.3915	0.24	11357	96.2621%	Fecal		CFU/100 mL	200	283.2	86400	-	1,166.8
5439000	1/22/2006	0.19	0.19	0.3915	0.24	11357	96.2621%	Fecal		CFU/100 mL	200	283.2	86400	-	1,166.8
5439000	8/18/2006	0.19	0.19	0.3915	0.24	11357	96.2621%	Fecal		CFU/100 mL	200	283.2	86400	-	1,166.8
5439000	10/6/2012	0.19	0.19	0.3915	0.24	11357	96.2621%	Fecal		CFU/100 mL	200	283.2	86400	-	1,166.8
5439000	11/8/2012	0.19	0.19	0.3915	0.24	11357	96.2621%	Fecal		CFU/100 mL	200	283.2	86400	-	1,166.8
5439000	1/1/2014	0.19	0.19	0.3915	0.24	11357	96.2621%	Fecal		CFU/100 mL	200	283.2	86400	-	1,166.8
5439000	9/13/1997	0.18	0.18	0.3915	0.23	11373	96.3977%	Fecal		CFU/100 mL	200	283.2	86400	-	1,147.6
5439000	9/17/1999	0.18	0.18	0.3915	0.23	11373	96.3977%	Fecal		CFU/100 mL	200	283.2	86400	-	1,147.6
5439000	1/5/2003	0.18	0.18	0.3915	0.23	11373	96.3977%	Fecal		CFU/100 mL	200	283.2	86400	-	1,147.6
5439000	9/29/2003	0.18	0.18	0.3915	0.23	11373	96.3977%	Fecal		CFU/100 mL	200	283.2	86400	-	1,147.6
5439000	10/17/2004	0.18	0.18	0.3915	0.23	11373	96.3977%	Fecal		CFU/100 mL	200	283.2	86400	-	1,147.6
5439000	10/2/2005	0.18	0.18	0.3915	0.23	11373	96.3977%	Fecal		CFU/100 mL	200	283.2	86400	-	1,147.6
5439000	11/12/2005	0.18	0.18	0.3915	0.23	11373	96.3977%	Fecal		CFU/100 mL	200	283.2	86400	-	1,147.6
5439000	8/13/2006	0.18	0.18	0.3915	0.23	11373	96.3977%	Fecal		CFU/100 mL	200	283.2	86400	-	1,147.6
5439000	11/9/2012	0.18	0.18	0.3915	0.23	11373	96.3977%	Fecal		CFU/100 mL	200	283.2	86400	-	1,147.6
5439000	1/7/2013	0.18	0.18	0.3915	0.23	11373	96.3977%	Fecal		CFU/100 mL	200	283.2	86400	-	1,147.6
5439000	9/24/2013	0.18	0.18	0.3915	0.23	11373	96.3977%	Fecal		CFU/100 mL	200	283.2	86400	-	1,147.6
5439000	12/9/2013	0.18	0.18	0.3915	0.23	11373	96.3977%	Fecal		CFU/100 mL	200	283.2	86400	-	1,147.6
5439000	12/11/2013	0.18	0.18	0.3915	0.23	11373	96.3977%	Fecal		CFU/100 mL	200	283.2	86400	-	1,147.6
5439000	9/27/2021	0.18	0.18	0.3915	0.23	11373	96.3977%	Fecal		CFU/100 mL	200	283.2	86400	-	1,147.6
5439000	9/28/2021	0.18	0.18	0.3915	0.23	11373	96.3977%	Fecal		CFU/100 mL	200	283.2	86400	-	1,147.6
5439000	7/31/1997	0.17	0.17	0.3915	0.23	11388	96.5248%	Fecal		CFU/100 mL	200	283.2	86400	-	1,128.5
5439000	8/3/1997	0.17	0.17	0.3915	0.23	11388	96.5248%	Fecal		CFU/100 mL	200	283.2	86400	-	1,128.5
5439000	8/3/2002	0.17	0.17	0.3915	0.23	11388	96.5248%	Fecal		CFU/100 mL	200	283.2	86400	-	1,128.5
5439000	8/15/2003	0.17	0.17	0.3915	0.23	11388	96.5248%	Fecal		CFU/100 mL	200	283.2	86400	-	1,128.5
5439000	8/17/2003	0.17	0.17	0.3915	0.23	11388	96.5248%	Fecal		CFU/100 mL	200	283.2	86400	-	1,128.5
5439000	9/14/2004	0.17	0.17	0.3915	0.23	11388	96.5248%	Fecal		CFU/100 mL	200	283.2	86400	-	1,128.5
5439000	9/22/2004	0.17	0.17	0.3915	0.23	11388	96.5248%	Fecal		CFU/100 mL	200	283.2	86400	-	1,128.5
5439000	11/22/2005	0.17	0.17	0.3915	0.23	11388	96.5248%	Fecal		CFU/100 mL	200	283.2	86400	-	1,128.5
5439000	12/6/2005	0.17	0.17	0.3915	0.23	11388	96.5248%	Fecal		CFU/100 mL	200	283.2	86400	-	1,128.5
5439000	8/30/2008	0.17	0.17	0.3915	0.23	11388	96.5248%	Fecal		CFU/100 mL	200	283.2	86400	-	1,128.5
5439000	9/30/2010	0.17	0.17	0.3915	0.23	11388	96.5248%	Fecal		CFU/100 mL	200	283.2	86400	-	1,128.5
5439000	10/19/2010	0.17	0.17	0.3915	0.23	11388	96.5248%	Fecal		CFU/100 mL	200	283.2	86400	-	1,128.5
5439000	11/6/2012	0.17	0.17	0.3915	0.23	11388	96.5248%	Fecal		CFU/100 mL	200	283.2	86400	-	1,128.5
5439000	1/6/2014	0.17	0.17	0.3915	0.23	11388	96.5248%	Fecal		CFU/100 mL	200	283.2	86400	-	1,128.5
5439000	9/16/2017	0.17	0.17	0.3915	0.23	11388	96.5248%	Fecal		CFU/100 mL	200	283.2	86400	-	1,128.5
5439000	9/13/2021	0.17	0.17	0.3915	0.23	11388	96.5248%	Fecal		CFU/100 mL	200	283.2	86400	-	1,128.5
5439000	9/22/1997	0.16	0.16	0.3915	0.23	11404	96.6605%	Fecal		CFU/100 mL	200	283.2	86400	-	1,109.3
5439000	10/11/1997	0.16	0.16	0.3915	0.23	11404	96.6605%	Fecal		CFU/100 mL	200	283.2	86400	-	1,109.3
5439000	9/18/1999	0.16	0.16	0.3915	0.23	11404	96.6605%	Fecal		CFU/100 mL	200	283.2	86400	-	1,109.3
5439000	1/6/2003	0.16	0.16	0.3915	0.23	11404	96.6605%	Fecal		CFU/100 mL	200	283.2	86400	-	1,109.3
5439000	8/14/2003	0.16	0.16	0.3915	0.23	11404	96.6605%	Fecal		CFU/100 mL	200	283.2	86400	-	1,109.3
5439000	9/16/2005	0.16	0.16	0.3915	0.23	11404	96.6605%	Fecal		CFU/100 mL	200	283.2	86400	-	1,109.3
5439000	11/25/2005	0.16	0.16	0.3915	0.23	11404	96.6605%	Fecal		CFU/100 mL	200	283.2	86400	-	1,109.3
5439000	12/10/2005	0.16	0.16	0.3915	0.23	11404	96.6605%	Fecal		CFU/100 mL	200	283.2	86400	-	1,109.3
5439000	11/18/2012	0.16	0.16	0.3915	0.23	11404	96.6605%	Fecal		CFU/100 mL	200	283.2	86400	-	1,109.3
5439000	11/22/2012	0.16	0.16	0.3915	0.23	11404	96.6605%	Fecal		CFU/100 mL	200	283.2	86400	-	1,109.3
5439000	10/10/2013	0.16	0.16	0.3915	0.23	11404	96.6605%	Fecal		CFU/100 mL	200	283.2	86400	-	1,109.3
5439000	9/15/2017	0.16	0.16	0.3915	0.23	11404	96.6605%	Fecal		CFU/100 mL	200	283.2	86400	-	1,109.3
5439000	9/14/2021	0.16	0.16	0.3915	0.23	11404	96.6605%	Fecal		CFU/100 mL	200	283.2	86400	-	1,109.3
5439000	8/1/1997	0.15	0.15	0.3915	0.22	11417	96.7706%	Fecal		CFU/100 mL	200	283.2	86400	-	1,090.2
5439000	9/21/1997	0.15	0.15	0.3915	0.22	11417	96.7706%	Fecal		CFU/100 mL	200	283.2	86400	-	1,090.2
5439000	9/25/1997	0.15	0.15	0.3915	0.22	11417	96.7706%	Fecal		CFU/100 mL	200	283.2	86400	-	1,090.2
5439000	9/28/2004	0.15	0.15	0.3915	0.22	11417	96.7706%	Fecal		CFU/100 mL	200	283.2	86400	-	1,090.2
5439000	10/15/2004	0.15	0.15	0.3915	0.22	11417	96.7706%	Fecal		CFU/100 mL	200	283.2	86400	-	1,090.2
5439000	11/5/2005	0.15	0.15	0.3915	0.22	11417	96.7706%	Fecal		CFU/100 mL	200	283.2	86400	-	1,090.2
5439000	11/23/2005	0.15	0.15	0.3915	0.22	11417	96.7706%	Fecal		CFU/100 mL	200	283.2	86400	-	1,090.2
5439000	12/7/2005	0.15	0.15	0.3915	0.22	11417	96.7706%	Fecal		CFU/100 mL	200	283.2	86400	-	1,090.2
5439000	12/11/2005	0.15	0.15	0.3915	0.22	11417	96.7706%	Fecal		CFU/100 mL	200	283.2	86400	-	1,090.2
5439000	12/12/2005	0.15	0.15	0.3915	0.22	11417	96.7706%	Fecal		CFU/100 mL	200	283.2	86400	-	1,090.2
5439000	12/13/2005	0.15	0.15	0.3915	0.22	11417	96.7706%	Fecal		CFU/100 mL	200	283.2	86400	-	1,090.2
5439000	11/5/2012	0.15	0.15	0.3915	0.22	11417	96.7706%	Fecal		CFU/100 mL	200	283.2	86400	-	1,090.2
5439000	11/10/2012	0.15	0.15	0.3915	0.22	11417	96.7706%	Fecal		CFU/100 mL	200	283.2	86400	-	1,090.2
5439000	1/6/2013	0.15	0.15	0.3915	0.22	11417	96.7706%	Fecal		CFU/100 mL	200	283.2	86400	-	1,090.2
5439000	8/29/2013	0.15	0.15	0.3915	0.22	11417	96.7706%	Fecal		CFU/100 mL	200	283.2	86400	-	1,090.2
5439000	8/2/1997	0.14	0.14	0.3915	0.22	11432	96.8978%	Fecal		CFU/100 mL	200	283.2	86400	-	1,071.0
5439000	9/20/1997	0.14	0.14	0.3915	0.22	11432	96.8978%	Fecal		CFU/100 mL	200	283.2	86400	-	1,071.0
5439000	9/22/1999	0.14	0.14	0.3915	0.22	11432	96.8978%	Fecal		CFU/100 mL	200	283.2	86400	-	1,071.0
5439000	1/7/2003	0.14	0.14	0.3915	0.22	11432	96.8978%	Fecal		CFU/100 mL	200	283.2	86400	-	1,071.0
5439000	9/3/2003	0.14	0.14	0.3915	0.22	11432	96.8978%	Fecal		CFU/100 mL	200	283.2	86400	-	1,071.0
5439000	9/30/2003	0.14	0.14	0.3915	0.22	11432	96.8978%	Fecal		CFU/100 mL	200	283.2	86400	-	1,071.0
5439000	9/21/2005	0.14	0.14	0.3915	0.22	11432	96.8978%	Fecal		CFU/100 mL	200	283.2	86400	-	1,071.0
5439000	10/23/2005	0.14	0.14	0.3915	0.22	11432	96.8978%	Fecal		CFU/100 mL	200	283.2	86400	-	1,071.0
5439000	12/8/2005	0.14	0.14	0.3915	0.22	11432	96.8978%	Fecal		CFU/100 mL	200	283.2	86400	-	1,071.0
5439000	12/9/2005	0.14	0.14	0.3915	0.22	11432	96.8978%	Fecal		CFU/100 mL	200	283.2	86400	-	1,071.0
5439000	12/14/2005	0.14	0.14	0.3915	0.22	11432	96.8978%	Fecal		CFU/100 mL	200	283.2	86400	-	1,071.0
5439000	12/15/2005	0.14	0.14	0.3915	0.22	11432	96.8978%	Fecal		CFU/100 mL	200	283.2	86400	-	1,071.0
5439000	10/14/2010	0.14	0.14	0.3915	0.22	11432	96.8978%	Fecal		CFU/100 mL	200	283.2	86400	-	1,071.0
5439000	9/19/2017	0.14	0.14	0.3915	0.22	11432	96.8978%	Fecal		CFU/100 mL	200	283.2	86400	-	1,071.0
5439000	9/29/2021	0.14	0.14	0.3915	0.22	11432	96.8978%	Fecal		CFU/100 mL	200	283.2	86400	-	1,071.0
5439000	9/30/2021	0.14	0.14	0.3915	0.22	11432	96.8978%	Fecal		CFU/100 mL	200	283.2	86400	-	1,071.0
5439000	8/19/1992	0.13	0.13	0.3915	0.21	11448	97.0334%	Fecal		CFU/100 mL	200	283.2	86400	-	1,051.8
5439000	9/9/1999	0.13	0.13	0.3915	0.21	11448	97.0334%	Fecal		CFU/100 mL	200	283.2	86400	-	1,051.8
5439000	12/16/2005	0.13	0.13	0.3915	0.21	11448	97.0334%	Fecal		CFU/100 mL	200	283.2	86400	-	1,051.8
5439000	12/29/2005	0.13	0.13	0.3915	0.21	11448	97.0334%	Fecal		CFU/100 mL	200	283.2	86400	-	1,051.8
5439000	11/19/2012	0.13	0.13	0.3915	0.21	11448	97.0334%	Fecal		CFU/100 mL	200	283.2	86400	-	1,051.8
5439000	11/23/2012	0.13	0.13	0.3915	0.21	11448	97.0334%	Fecal		CFU/100 mL	200	283.2	86400	-	1,051.8
5439000	12/8/2013	0.13	0.13	0.3915	0.21	11448	97.0334%	Fecal		CFU/100 mL	200	283.2	86400	-	1,051.8
5439000	12/14/2013	0.13	0.13	0.3915	0.21	11448	97.0334%	Fecal		CFU/100 mL	200	283.2	86400	-	1,051.8
5439000	9/20/2017	0.13	0.13	0.3915	0.21	11448	97.0334%	Fecal		CFU/100 mL	200	283.2	86400	-	1,051.8
5439000	9/21/2017	0.13	0.13	0.3915	0.21	11448	97.0334%	Fecal		CFU/100 mL	200	283.2	86400	-	1,051.8
5439000	10/1/2021	0.13	0.13	0.3915	0.21	11448	97.0334%	Fecal		CFU/100 mL	200	283.2	86400	-	1,051.8
5439000	1/8/2003	0.12	0.12	0.3915	0.21	11459	97.1266%	Fecal		CFU/100 mL	200	283.2	86400	-	1,032.7
5439000	10/4/2004	0.12	0.12	0.3915	0.21	11459	97.1266%	Fecal		CFU/100 mL	200	283.2	86400	-	1,032.7
5439000	10/18/2004	0.12	0.12	0.3915	0.21	11459	97.1266%	Fecal		CFU/100 mL	200	283.2	86400	-	1,032.7
5439000	12/17/2005	0.12	0.12	0.3915	0.21	11459	97.1266%	Fecal		CFU/100 mL	200	283.2	86400	-	1,032.7
5439000	12/18/2005	0.12	0.12	0.3915	0.21	11459	97.1266%	Fecal		CFU/100 mL	200	283.2	86400	-	1,032.7
5439000	10/1/2010	0.12	0.12	0.3915	0.21	11459	97.1266%	Fecal		CFU/100 mL	200	283.2	86400	-	1,032.7
5439000	10/11/2010	0.12	0.12	0.3915	0.21	11459	97.1266%	Fecal		CFU/100 mL	200	283.2	86400	-	1,032.7
5439000	10/18/2010	0.12	0.12	0.3915	0.21	11459	97.1266%	Fecal		CFU/100 mL	200	283.2	86400	-	1,032.7

Gage ID	Date	Discharge (CFS)	Gage Discharge (less Surrogate NPDES) (CFS)	Watershed Area Ratio	Calculated flow (CFS)	Rank	Flow Exceedance %	Parameter	Results	Units (mg or micro_gram	Limit/Standard	100mL/CF	sec/day	Actual Load (million colonies/day)	Allowable Load (million colonies/day)
5439000	11/24/2012	0.12	0.12	0.3915	0.21	11459	97.1266%	Fecal		CFU/100 mL	200	283.2	86400	-	1,032.7
5439000	9/10/2013	0.12	0.12	0.3915	0.21	11459	97.1266%	Fecal		CFU/100 mL	200	283.2	86400	-	1,032.7
5439000	10/11/2013	0.12	0.12	0.3915	0.21	11459	97.1266%	Fecal		CFU/100 mL	200	283.2	86400	-	1,032.7
5439000	12/15/2013	0.12	0.12	0.3915	0.21	11459	97.1266%	Fecal		CFU/100 mL	200	283.2	86400	-	1,032.7
5439000	9/22/2017	0.12	0.12	0.3915	0.21	11459	97.1266%	Fecal		CFU/100 mL	200	283.2	86400	-	1,032.7
5439000	10/12/1997	0.11	0.11	0.3915	0.21	11472	97.2368%	Fecal		CFU/100 mL	200	283.2	86400	-	1,013.5
5439000	8/21/2003	0.11	0.11	0.3915	0.21	11472	97.2368%	Fecal		CFU/100 mL	200	283.2	86400	-	1,013.5
5439000	9/16/2003	0.11	0.11	0.3915	0.21	11472	97.2368%	Fecal		CFU/100 mL	200	283.2	86400	-	1,013.5
5439000	9/23/2004	0.11	0.11	0.3915	0.21	11472	97.2368%	Fecal		CFU/100 mL	200	283.2	86400	-	1,013.5
5439000	9/29/2004	0.11	0.11	0.3915	0.21	11472	97.2368%	Fecal		CFU/100 mL	200	283.2	86400	-	1,013.5
5439000	10/3/2004	0.11	0.11	0.3915	0.21	11472	97.2368%	Fecal		CFU/100 mL	200	283.2	86400	-	1,013.5
5439000	8/2/2005	0.11	0.11	0.3915	0.21	11472	97.2368%	Fecal		CFU/100 mL	200	283.2	86400	-	1,013.5
5439000	8/27/2005	0.11	0.11	0.3915	0.21	11472	97.2368%	Fecal		CFU/100 mL	200	283.2	86400	-	1,013.5
5439000	12/19/2005	0.11	0.11	0.3915	0.21	11472	97.2368%	Fecal		CFU/100 mL	200	283.2	86400	-	1,013.5
5439000	12/20/2005	0.11	0.11	0.3915	0.21	11472	97.2368%	Fecal		CFU/100 mL	200	283.2	86400	-	1,013.5
5439000	12/21/2005	0.11	0.11	0.3915	0.21	11472	97.2368%	Fecal		CFU/100 mL	200	283.2	86400	-	1,013.5
5439000	12/22/2005	0.11	0.11	0.3915	0.21	11472	97.2368%	Fecal		CFU/100 mL	200	283.2	86400	-	1,013.5
5439000	12/23/2005	0.11	0.11	0.3915	0.21	11472	97.2368%	Fecal		CFU/100 mL	200	283.2	86400	-	1,013.5
5439000	12/24/2005	0.11	0.11	0.3915	0.21	11472	97.2368%	Fecal		CFU/100 mL	200	283.2	86400	-	1,013.5
5439000	12/25/2005	0.11	0.11	0.3915	0.21	11472	97.2368%	Fecal		CFU/100 mL	200	283.2	86400	-	1,013.5
5439000	12/26/2005	0.11	0.11	0.3915	0.21	11472	97.2368%	Fecal		CFU/100 mL	200	283.2	86400	-	1,013.5
5439000	12/27/2005	0.11	0.11	0.3915	0.21	11472	97.2368%	Fecal		CFU/100 mL	200	283.2	86400	-	1,013.5
5439000	12/28/2005	0.11	0.11	0.3915	0.21	11472	97.2368%	Fecal		CFU/100 mL	200	283.2	86400	-	1,013.5
5439000	10/5/2010	0.11	0.11	0.3915	0.21	11472	97.2368%	Fecal		CFU/100 mL	200	283.2	86400	-	1,013.5
5439000	11/20/2012	0.11	0.11	0.3915	0.21	11472	97.2368%	Fecal		CFU/100 mL	200	283.2	86400	-	1,013.5
5439000	11/25/2012	0.11	0.11	0.3915	0.21	11472	97.2368%	Fecal		CFU/100 mL	200	283.2	86400	-	1,013.5
5439000	12/13/2012	0.11	0.11	0.3915	0.21	11472	97.2368%	Fecal		CFU/100 mL	200	283.2	86400	-	1,013.5
5439000	1/2/2013	0.11	0.11	0.3915	0.21	11472	97.2368%	Fecal		CFU/100 mL	200	283.2	86400	-	1,013.5
5439000	9/27/2013	0.11	0.11	0.3915	0.21	11472	97.2368%	Fecal		CFU/100 mL	200	283.2	86400	-	1,013.5
5439000	12/16/2013	0.11	0.11	0.3915	0.21	11472	97.2368%	Fecal		CFU/100 mL	200	283.2	86400	-	1,013.5
5439000	12/19/2013	0.11	0.11	0.3915	0.21	11472	97.2368%	Fecal		CFU/100 mL	200	283.2	86400	-	1,013.5
5439000	9/29/1995	0.1	0.1	0.3915	0.20	11498	97.4572%	Fecal		CFU/100 mL	200	283.2	86400	-	994.4
5439000	1/9/2003	0.1	0.1	0.3915	0.20	11498	97.4572%	Fecal		CFU/100 mL	200	283.2	86400	-	994.4
5439000	8/24/2003	0.1	0.1	0.3915	0.20	11498	97.4572%	Fecal		CFU/100 mL	200	283.2	86400	-	994.4
5439000	10/3/2003	0.1	0.1	0.3915	0.20	11498	97.4572%	Fecal		CFU/100 mL	200	283.2	86400	-	994.4
5439000	10/13/2003	0.1	0.1	0.3915	0.20	11498	97.4572%	Fecal		CFU/100 mL	200	283.2	86400	-	994.4
5439000	10/5/2004	0.1	0.1	0.3915	0.20	11498	97.4572%	Fecal		CFU/100 mL	200	283.2	86400	-	994.4
5439000	11/24/2005	0.1	0.1	0.3915	0.20	11498	97.4572%	Fecal		CFU/100 mL	200	283.2	86400	-	994.4
5439000	8/31/2006	0.1	0.1	0.3915	0.20	11498	97.4572%	Fecal		CFU/100 mL	200	283.2	86400	-	994.4
5439000	9/22/2011	0.1	0.1	0.3915	0.20	11498	97.4572%	Fecal		CFU/100 mL	200	283.2	86400	-	994.4
5439000	8/10/2012	0.1	0.1	0.3915	0.20	11498	97.4572%	Fecal		CFU/100 mL	200	283.2	86400	-	994.4
5439000	11/21/2012	0.1	0.1	0.3915	0.20	11498	97.4572%	Fecal		CFU/100 mL	200	283.2	86400	-	994.4
5439000	9/12/2013	0.1	0.1	0.3915	0.20	11498	97.4572%	Fecal		CFU/100 mL	200	283.2	86400	-	994.4
5439000	9/25/2013	0.1	0.1	0.3915	0.20	11498	97.4572%	Fecal		CFU/100 mL	200	283.2	86400	-	994.4
5439000	9/26/2013	0.1	0.1	0.3915	0.20	11498	97.4572%	Fecal		CFU/100 mL	200	283.2	86400	-	994.4
5439000	9/15/2021	0.1	0.1	0.3915	0.20	11498	97.4572%	Fecal		CFU/100 mL	200	283.2	86400	-	994.4
5439000	3/8/2003	0.09	0.09	0.3915	0.20	11513	97.5843%	Fecal		CFU/100 mL	200	283.2	86400	-	975.2
5439000	8/18/2003	0.09	0.09	0.3915	0.20	11513	97.5843%	Fecal		CFU/100 mL	200	283.2	86400	-	975.2
5439000	8/20/2003	0.09	0.09	0.3915	0.20	11513	97.5843%	Fecal		CFU/100 mL	200	283.2	86400	-	975.2
5439000	10/1/2003	0.09	0.09	0.3915	0.20	11513	97.5843%	Fecal		CFU/100 mL	200	283.2	86400	-	975.2
5439000	8/31/2008	0.09	0.09	0.3915	0.20	11513	97.5843%	Fecal		CFU/100 mL	200	283.2	86400	-	975.2
5439000	1/4/2013	0.09	0.09	0.3915	0.20	11513	97.5843%	Fecal		CFU/100 mL	200	283.2	86400	-	975.2
5439000	9/28/2013	0.09	0.09	0.3915	0.20	11513	97.5843%	Fecal		CFU/100 mL	200	283.2	86400	-	975.2
5439000	12/17/2013	0.09	0.09	0.3915	0.20	11513	97.5843%	Fecal		CFU/100 mL	200	283.2	86400	-	975.2
5439000	12/18/2013	0.09	0.09	0.3915	0.20	11513	97.5843%	Fecal		CFU/100 mL	200	283.2	86400	-	975.2
5439000	9/23/2017	0.09	0.09	0.3915	0.20	11513	97.5843%	Fecal		CFU/100 mL	200	283.2	86400	-	975.2
5439000	9/16/2021	0.09	0.09	0.3915	0.20	11513	97.5843%	Fecal		CFU/100 mL	200	283.2	86400	-	975.2
5439000	9/17/2021	0.09	0.09	0.3915	0.20	11513	97.5843%	Fecal		CFU/100 mL	200	283.2	86400	-	975.2
5439000	9/20/1994	0.08	0.08	0.3915	0.20	11525	97.6860%	Fecal		CFU/100 mL	200	283.2	86400	-	956.1
5439000	1/10/2003	0.08	0.08	0.3915	0.20	11525	97.6860%	Fecal		CFU/100 mL	200	283.2	86400	-	956.1
5439000	8/19/2003	0.08	0.08	0.3915	0.20	11525	97.6860%	Fecal		CFU/100 mL	200	283.2	86400	-	956.1
5439000	8/31/2003	0.08	0.08	0.3915	0.20	11525	97.6860%	Fecal		CFU/100 mL	200	283.2	86400	-	956.1
5439000	10/4/2003	0.08	0.08	0.3915	0.20	11525	97.6860%	Fecal		CFU/100 mL	200	283.2	86400	-	956.1
5439000	10/19/2004	0.08	0.08	0.3915	0.20	11525	97.6860%	Fecal		CFU/100 mL	200	283.2	86400	-	956.1
5439000	7/19/2005	0.08	0.08	0.3915	0.20	11525	97.6860%	Fecal		CFU/100 mL	200	283.2	86400	-	956.1
5439000	9/29/2005	0.08	0.08	0.3915	0.20	11525	97.6860%	Fecal		CFU/100 mL	200	283.2	86400	-	956.1
5439000	10/9/2010	0.08	0.08	0.3915	0.20	11525	97.6860%	Fecal		CFU/100 mL	200	283.2	86400	-	956.1
5439000	10/16/2010	0.08	0.08	0.3915	0.20	11525	97.6860%	Fecal		CFU/100 mL	200	283.2	86400	-	956.1
5439000	10/22/2010	0.08	0.08	0.3915	0.20	11525	97.6860%	Fecal		CFU/100 mL	200	283.2	86400	-	956.1
5439000	8/22/2012	0.08	0.08	0.3915	0.20	11525	97.6860%	Fecal		CFU/100 mL	200	283.2	86400	-	956.1
5439000	8/29/2012	0.08	0.08	0.3915	0.20	11525	97.6860%	Fecal		CFU/100 mL	200	283.2	86400	-	956.1
5439000	12/4/2012	0.08	0.08	0.3915	0.20	11525	97.6860%	Fecal		CFU/100 mL	200	283.2	86400	-	956.1
5439000	12/14/2012	0.08	0.08	0.3915	0.20	11525	97.6860%	Fecal		CFU/100 mL	200	283.2	86400	-	956.1
5439000	1/5/2013	0.08	0.08	0.3915	0.20	11525	97.6860%	Fecal		CFU/100 mL	200	283.2	86400	-	956.1
5439000	9/18/2021	0.08	0.08	0.3915	0.20	11525	97.6860%	Fecal		CFU/100 mL	200	283.2	86400	-	956.1
5439000	9/10/1999	0.07	0.07	0.3915	0.19	11542	97.8301%	Fecal		CFU/100 mL	200	283.2	86400	-	936.9
5439000	1/11/2003	0.07	0.07	0.3915	0.19	11542	97.8301%	Fecal		CFU/100 mL	200	283.2	86400	-	936.9
5439000	10/5/2003	0.07	0.07	0.3915	0.19	11542	97.8301%	Fecal		CFU/100 mL	200	283.2	86400	-	936.9
5439000	9/27/2004	0.07	0.07	0.3915	0.19	11542	97.8301%	Fecal		CFU/100 mL	200	283.2	86400	-	936.9
5439000	9/3/2006	0.07	0.07	0.3915	0.19	11542	97.8301%	Fecal		CFU/100 mL	200	283.2	86400	-	936.9
5439000	8/27/2008	0.07	0.07	0.3915	0.19	11542	97.8301%	Fecal		CFU/100 mL	200	283.2	86400	-	936.9
5439000	10/6/2010	0.07	0.07	0.3915	0.19	11542	97.8301%	Fecal		CFU/100 mL	200	283.2	86400	-	936.9
5439000	12/3/2012	0.07	0.07	0.3915	0.19	11542	97.8301%	Fecal		CFU/100 mL	200	283.2	86400	-	936.9
5439000	12/7/2012	0.07	0.07	0.3915	0.19	11542	97.8301%	Fecal		CFU/100 mL	200	283.2	86400	-	936.9
5439000	9/11/2013	0.07	0.07	0.3915	0.19	11542	97.8301%	Fecal		CFU/100 mL	200	283.2	86400	-	936.9
5439000	9/13/2013	0.07	0.07	0.3915	0.19	11542	97.8301%	Fecal		CFU/100 mL	200	283.2	86400	-	936.9
5439000	10/1/2013	0.07	0.07	0.3915	0.19	11542	97.8301%	Fecal		CFU/100 mL	200	283.2	86400	-	936.9
5439000	9/19/2021	0.07	0.07	0.3915	0.19	11542	97.8301%	Fecal		CFU/100 mL	200	283.2	86400	-	936.9
5439000	1/12/2003	0.06	0.06	0.3915	0.19	11555	97.9403%	Fecal		CFU/100 mL	200	283.2	86400	-	917.7
5439000	9/24/2003	0.06	0.06	0.3915	0.19	11555	97.9403%	Fecal		CFU/100 mL	200	283.2	86400	-	917.7
5439000	10/6/2003	0.06	0.06	0.3915	0.19	11555	97.9403%	Fecal		CFU/100 mL	200	283.2	86400	-	917.7
5439000	9/24/2004	0.06	0.06	0.3915	0.19	11555	97.9403%	Fecal		CFU/100 mL	200	283.2	86400	-	917.7
5439000	9/30/2004	0.06	0.06	0.3915	0.19	11555	97.9403%	Fecal		CFU/100 mL	200	283.2	86400	-	917.7
5439000	10/6/2004	0.06	0.06	0.3915	0.19	11555	97.9403%	Fecal		CFU/100 mL	200	283.2	86400	-	917.7
5439000	9/17/2005	0.06	0.06	0.3915	0.19	11555	97.9403%	Fecal		CFU/100 mL	200	283.2	86400	-	917.7
5439000	9/30/2005	0.06	0.06	0.3915	0.19	11555	97.9403%	Fecal		CFU/100 mL	200	283.2	86400	-	917.7
5439000	9/15/2011	0.06	0.06	0.3915	0.19	11555	97.9403%	Fecal		CFU/100 mL	200	283.2	86400	-	917.7
5439000	11/26/2012	0.06	0.06	0.3915	0.19	11555	97.9403%	Fecal		CFU/100 mL	200	283.2	86400	-	917.7
5439000	8/20/2013	0.06	0.06	0.3915	0.19	11555	97.9403%	Fecal		CFU/100 mL	200	283.2	86400	-	917.7
5439000	1/7/2014	0.06	0.06	0.3915	0.19	11555	97.9403%	Fecal		CFU/100 mL	200	283.2	86400	-	917.7
5439000	1/9/2014	0.06	0.06	0.3915	0.19	11555	97.9403%	Fecal		CFU/100 mL	200	283.2	86400	-	917.7
5439000	9/24/2017	0.06	0.06	0.3915	0.19	11555	97.9403%	Fecal		CFU/100 mL	200	283.2	86400	-	917.7
5439000	9/16/2002	0.05	0.05	0.3915	0.18	11569	98.0590%	Fecal		CFU/100 mL	200	283.2	86400	-	898.6
5439000	1/13/2003	0.05	0.05	0.3915	0.18	11569	98.0590%	Fecal		CFU/100 mL	200	283.2	86400	-	898.6
5439000	8/28/2003	0.05	0.05	0.3915	0.18	11569	98.0590%	Fecal		CFU/100 mL	200	283.2	86400	-	898.6
5439000	10/11/2003	0.05	0.05	0.3915	0.18	11569	98.0590%	Fecal		CFU/100 mL	200	283.2	86400	-	898.6
5439000	8/3/2005	0.05	0.05	0.3915	0.18	11569	98.0590%	Fecal		CFU/100 mL	200	283.2	86400	-	898.6
5439000	9/15/2005	0.05	0.05	0.3915	0.18	11569	98.0590%	Fecal		CFU/100 mL	200	283.2	86400	-	898.6
5439000	11/11/2005	0.05	0.05	0.3915	0.18	11569	98.0590%	Fecal		CFU/100 mL	200	283.2	86400	-	898.6
5439000	8/21/2006	0.05	0.05	0.3915	0.18	11569	98.0590%	Fecal		CFU/100 mL	200	283.2	86400	-	898.6
5439000	11/27/2012	0.05	0.05	0.3915	0.18	11569	98.0590%	Fecal		CFU/100 mL	200	283.2	86400	-	898.6
5439000	12/2/2012	0.05	0.05	0.3915	0.18	11569	98.0590%	Fecal		CFU/100 mL	200	283.2	86400	-	898.6
5439000	9/14/2013	0.05	0.05	0.3915	0.18	11569	98.0590%	Fecal		CFU/100 mL	200	283.2	86400	-	898.6
5439000	10/2/2013	0.05	0.05	0.3915	0.18	11569	98.0590%	Fecal		CFU/100 mL	200	283.2	86400	-	898.6
5439000	9/21/1994	0.04	0.04	0.3915	0.18	11581	98.1607%	Fecal		CFU/100 mL	200	283.2	86400	-	879.4
5439000	1/14/2003	0.04	0.04	0.3915	0.18	11581	98.1607%	Fecal		CFU/100 mL	200	283.2	86400	-	879.4
5439000	3/7/2003	0.04	0.04	0.3915	0.18	11581	98.1607%	Fecal		CFU/100 mL	200	283.2	86400	-	879.4
5439000	9/4/2003	0.04	0.04	0.3915	0.18	11581	98.1607%	Fecal		CFU/100 mL	200	283.2	86400	-	879.4
5439000	8/10/2005	0.04	0.04	0.3915	0.18	11581	98.1607%	Fecal		CFU/100 mL	200	283.2	86400	-	879.4
5439000	9/22/2005	0.04	0.04	0.3915	0.18	11581	98.1607%	Fecal		CFU/100 mL	200	283.2	86400	-	879.4
5439000	8/14/2006	0.04	0.04	0.3915	0.18	11581	98.1607%	Fecal		CFU/100 mL	200	283.2	86400	-	879.4
5439000	10/7/2010	0.04	0.04	0.3915	0.18	11581	98.1607%	Fecal		CFU/100 mL	200	283.2	86400	-	879.4
5439000	9/13/2011	0.04	0.04	0.3915	0.18	11581	98.1607%	Fecal		CFU/100 mL	200	283.2	86400	-	879.4
5439000	8/30/2012	0.04	0.04	0.3915	0.18	11581	98.1607%	Fecal		CFU/100 mL	200	283.2	86400	-	879.4
5439000	9/3/2012	0.04	0.04	0.3915	0.18	11581	98.1607%	Fecal		CFU/100 mL	200	283.2	86400	-	879.4
5439000	11/28/2012	0.04	0.04	0.3915	0.18	11581	98.1607%	Fecal		CFU/100 mL	200	283.2	86400	-	879.4

Gage ID	Date	Discharge (CFS)	Gage Discharge (less Surrogate NPDES) (CFS)	Watershed Area Ratio	Calculated flow (CFS)	Rank	Flow Exceedance %	Parameter	Results	Units (mg or micro_gram	Limit/Standard	100mL/CF	sec/day	Actual Load (million colonies/day)	Allowable Load (million colonies/day)
5439000	11/29/2012	0.04	0.04	0.3915	0.18	11581	98.1607%	Fecal		CFU/100 mL	200	283.2	86400	-	879.4
5439000	11/30/2012	0.04	0.04	0.3915	0.18	11581	98.1607%	Fecal		CFU/100 mL	200	283.2	86400	-	879.4
5439000	12/1/2012	0.04	0.04	0.3915	0.18	11581	98.1607%	Fecal		CFU/100 mL	200	283.2	86400	-	879.4
5439000	12/5/2012	0.04	0.04	0.3915	0.18	11581	98.1607%	Fecal		CFU/100 mL	200	283.2	86400	-	879.4
5439000	8/21/2013	0.04	0.04	0.3915	0.18	11581	98.1607%	Fecal		CFU/100 mL	200	283.2	86400	-	879.4
5439000	1/8/2014	0.04	0.04	0.3915	0.18	11581	98.1607%	Fecal		CFU/100 mL	200	283.2	86400	-	879.4
5439000	9/25/2017	0.04	0.04	0.3915	0.18	11581	98.1607%	Fecal		CFU/100 mL	200	283.2	86400	-	879.4
5439000	9/23/1999	0.03	0.03	0.3915	0.18	11600	98.3217%	Fecal		CFU/100 mL	200	283.2	86400	-	860.3
5439000	9/26/1999	0.03	0.03	0.3915	0.18	11600	98.3217%	Fecal		CFU/100 mL	200	283.2	86400	-	860.3
5439000	9/17/2002	0.03	0.03	0.3915	0.18	11600	98.3217%	Fecal		CFU/100 mL	200	283.2	86400	-	860.3
5439000	1/15/2003	0.03	0.03	0.3915	0.18	11600	98.3217%	Fecal		CFU/100 mL	200	283.2	86400	-	860.3
5439000	1/16/2003	0.03	0.03	0.3915	0.18	11600	98.3217%	Fecal		CFU/100 mL	200	283.2	86400	-	860.3
5439000	10/2/2003	0.03	0.03	0.3915	0.18	11600	98.3217%	Fecal		CFU/100 mL	200	283.2	86400	-	860.3
5439000	10/10/2004	0.03	0.03	0.3915	0.18	11600	98.3217%	Fecal		CFU/100 mL	200	283.2	86400	-	860.3
5439000	10/20/2004	0.03	0.03	0.3915	0.18	11600	98.3217%	Fecal		CFU/100 mL	200	283.2	86400	-	860.3
5439000	10/21/2004	0.03	0.03	0.3915	0.18	11600	98.3217%	Fecal		CFU/100 mL	200	283.2	86400	-	860.3
5439000	10/1/2005	0.03	0.03	0.3915	0.18	11600	98.3217%	Fecal		CFU/100 mL	200	283.2	86400	-	860.3
5439000	10/13/2010	0.03	0.03	0.3915	0.18	11600	98.3217%	Fecal		CFU/100 mL	200	283.2	86400	-	860.3
5439000	10/21/2010	0.03	0.03	0.3915	0.18	11600	98.3217%	Fecal		CFU/100 mL	200	283.2	86400	-	860.3
5439000	8/31/2012	0.03	0.03	0.3915	0.18	11600	98.3217%	Fecal		CFU/100 mL	200	283.2	86400	-	860.3
5439000	9/2/2012	0.03	0.03	0.3915	0.18	11600	98.3217%	Fecal		CFU/100 mL	200	283.2	86400	-	860.3
5439000	12/6/2012	0.03	0.03	0.3915	0.18	11600	98.3217%	Fecal		CFU/100 mL	200	283.2	86400	-	860.3
5439000	9/26/2017	0.03	0.03	0.3915	0.18	11600	98.3217%	Fecal		CFU/100 mL	200	283.2	86400	-	860.3
5439000	9/27/2017	0.03	0.03	0.3915	0.18	11600	98.3217%	Fecal		CFU/100 mL	200	283.2	86400	-	860.3
5439000	9/28/2017	0.03	0.03	0.3915	0.18	11600	98.3217%	Fecal		CFU/100 mL	200	283.2	86400	-	860.3
5439000	9/29/2017	0.03	0.03	0.3915	0.18	11600	98.3217%	Fecal		CFU/100 mL	200	283.2	86400	-	860.3
5439000	10/10/2017	0.03	0.03	0.3915	0.18	11600	98.3217%	Fecal		CFU/100 mL	200	283.2	86400	-	860.3
5439000	1/17/2003	0.02	0.02	0.3915	0.17	11620	98.4913%	Fecal		CFU/100 mL	200	283.2	86400	-	841.1
5439000	1/18/2003	0.02	0.02	0.3915	0.17	11620	98.4913%	Fecal		CFU/100 mL	200	283.2	86400	-	841.1
5439000	1/19/2003	0.02	0.02	0.3915	0.17	11620	98.4913%	Fecal		CFU/100 mL	200	283.2	86400	-	841.1
5439000	2/3/2003	0.02	0.02	0.3915	0.17	11620	98.4913%	Fecal		CFU/100 mL	200	283.2	86400	-	841.1
5439000	2/4/2003	0.02	0.02	0.3915	0.17	11620	98.4913%	Fecal		CFU/100 mL	200	283.2	86400	-	841.1
5439000	2/25/2003	0.02	0.02	0.3915	0.17	11620	98.4913%	Fecal		CFU/100 mL	200	283.2	86400	-	841.1
5439000	2/26/2003	0.02	0.02	0.3915	0.17	11620	98.4913%	Fecal		CFU/100 mL	200	283.2	86400	-	841.1
5439000	2/27/2003	0.02	0.02	0.3915	0.17	11620	98.4913%	Fecal		CFU/100 mL	200	283.2	86400	-	841.1
5439000	2/28/2003	0.02	0.02	0.3915	0.17	11620	98.4913%	Fecal		CFU/100 mL	200	283.2	86400	-	841.1
5439000	3/1/2003	0.02	0.02	0.3915	0.17	11620	98.4913%	Fecal		CFU/100 mL	200	283.2	86400	-	841.1
5439000	3/2/2003	0.02	0.02	0.3915	0.17	11620	98.4913%	Fecal		CFU/100 mL	200	283.2	86400	-	841.1
5439000	3/3/2003	0.02	0.02	0.3915	0.17	11620	98.4913%	Fecal		CFU/100 mL	200	283.2	86400	-	841.1
5439000	3/4/2003	0.02	0.02	0.3915	0.17	11620	98.4913%	Fecal		CFU/100 mL	200	283.2	86400	-	841.1
5439000	3/5/2003	0.02	0.02	0.3915	0.17	11620	98.4913%	Fecal		CFU/100 mL	200	283.2	86400	-	841.1
5439000	3/6/2003	0.02	0.02	0.3915	0.17	11620	98.4913%	Fecal		CFU/100 mL	200	283.2	86400	-	841.1
5439000	8/29/2003	0.02	0.02	0.3915	0.17	11620	98.4913%	Fecal		CFU/100 mL	200	283.2	86400	-	841.1
5439000	9/17/2003	0.02	0.02	0.3915	0.17	11620	98.4913%	Fecal		CFU/100 mL	200	283.2	86400	-	841.1
5439000	8/4/2005	0.02	0.02	0.3915	0.17	11620	98.4913%	Fecal		CFU/100 mL	200	283.2	86400	-	841.1
5439000	8/5/2005	0.02	0.02	0.3915	0.17	11620	98.4913%	Fecal		CFU/100 mL	200	283.2	86400	-	841.1
5439000	8/6/2005	0.02	0.02	0.3915	0.17	11620	98.4913%	Fecal		CFU/100 mL	200	283.2	86400	-	841.1
5439000	8/7/2005	0.02	0.02	0.3915	0.17	11620	98.4913%	Fecal		CFU/100 mL	200	283.2	86400	-	841.1
5439000	8/8/2005	0.02	0.02	0.3915	0.17	11620	98.4913%	Fecal		CFU/100 mL	200	283.2	86400	-	841.1
5439000	8/9/2005	0.02	0.02	0.3915	0.17	11620	98.4913%	Fecal		CFU/100 mL	200	283.2	86400	-	841.1
5439000	9/14/2005	0.02	0.02	0.3915	0.17	11620	98.4913%	Fecal		CFU/100 mL	200	283.2	86400	-	841.1
5439000	10/6/2005	0.02	0.02	0.3915	0.17	11620	98.4913%	Fecal		CFU/100 mL	200	283.2	86400	-	841.1
5439000	10/10/2010	0.02	0.02	0.3915	0.17	11620	98.4913%	Fecal		CFU/100 mL	200	283.2	86400	-	841.1
5439000	9/14/2011	0.02	0.02	0.3915	0.17	11620	98.4913%	Fecal		CFU/100 mL	200	283.2	86400	-	841.1
5439000	8/11/2012	0.02	0.02	0.3915	0.17	11620	98.4913%	Fecal		CFU/100 mL	200	283.2	86400	-	841.1
5439000	8/12/2012	0.02	0.02	0.3915	0.17	11620	98.4913%	Fecal		CFU/100 mL	200	283.2	86400	-	841.1
5439000	8/23/2012	0.02	0.02	0.3915	0.17	11620	98.4913%	Fecal		CFU/100 mL	200	283.2	86400	-	841.1
5439000	8/24/2012	0.02	0.02	0.3915	0.17	11620	98.4913%	Fecal		CFU/100 mL	200	283.2	86400	-	841.1
5439000	8/25/2012	0.02	0.02	0.3915	0.17	11620	98.4913%	Fecal		CFU/100 mL	200	283.2	86400	-	841.1
5439000	9/1/2012	0.02	0.02	0.3915	0.17	11620	98.4913%	Fecal		CFU/100 mL	200	283.2	86400	-	841.1
5439000	9/30/2017	0.02	0.02	0.3915	0.17	11620	98.4913%	Fecal		CFU/100 mL	200	283.2	86400	-	841.1
5439000	10/1/2017	0.02	0.02	0.3915	0.17	11620	98.4913%	Fecal		CFU/100 mL	200	283.2	86400	-	841.1
5439000	10/2/2017	0.02	0.02	0.3915	0.17	11620	98.4913%	Fecal		CFU/100 mL	200	283.2	86400	-	841.1
5439000	10/3/2017	0.02	0.02	0.3915	0.17	11620	98.4913%	Fecal		CFU/100 mL	200	283.2	86400	-	841.1
5439000	10/4/2017	0.02	0.02	0.3915	0.17	11620	98.4913%	Fecal		CFU/100 mL	200	283.2	86400	-	841.1
5439000	9/25/1999	0.01	0.01	0.3915	0.17	11658	98.8134%	Fecal		CFU/100 mL	200	283.2	86400	-	822.0
5439000	1/20/2003	0.01	0.01	0.3915	0.17	11658	98.8134%	Fecal		CFU/100 mL	200	283.2	86400	-	822.0
5439000	1/21/2003	0.01	0.01	0.3915	0.17	11658	98.8134%	Fecal		CFU/100 mL	200	283.2	86400	-	822.0
5439000	1/22/2003	0.01	0.01	0.3915	0.17	11658	98.8134%	Fecal		CFU/100 mL	200	283.2	86400	-	822.0
5439000	1/23/2003	0.01	0.01	0.3915	0.17	11658	98.8134%	Fecal		CFU/100 mL	200	283.2	86400	-	822.0
5439000	1/24/2003	0.01	0.01	0.3915	0.17	11658	98.8134%	Fecal		CFU/100 mL	200	283.2	86400	-	822.0
5439000	1/25/2003	0.01	0.01	0.3915	0.17	11658	98.8134%	Fecal		CFU/100 mL	200	283.2	86400	-	822.0
5439000	1/26/2003	0.01	0.01	0.3915	0.17	11658	98.8134%	Fecal		CFU/100 mL	200	283.2	86400	-	822.0
5439000	1/28/2003	0.01	0.01	0.3915	0.17	11658	98.8134%	Fecal		CFU/100 mL	200	283.2	86400	-	822.0
5439000	1/29/2003	0.01	0.01	0.3915	0.17	11658	98.8134%	Fecal		CFU/100 mL	200	283.2	86400	-	822.0
5439000	1/30/2003	0.01	0.01	0.3915	0.17	11658	98.8134%	Fecal		CFU/100 mL	200	283.2	86400	-	822.0
5439000	1/31/2003	0.01	0.01	0.3915	0.17	11658	98.8134%	Fecal		CFU/100 mL	200	283.2	86400	-	822.0
5439000	2/1/2003	0.01	0.01	0.3915	0.17	11658	98.8134%	Fecal		CFU/100 mL	200	283.2	86400	-	822.0
5439000	2/2/2003	0.01	0.01	0.3915	0.17	11658	98.8134%	Fecal		CFU/100 mL	200	283.2	86400	-	822.0
5439000	2/5/2003	0.01	0.01	0.3915	0.17	11658	98.8134%	Fecal		CFU/100 mL	200	283.2	86400	-	822.0
5439000	2/6/2003	0.01	0.01	0.3915	0.17	11658	98.8134%	Fecal		CFU/100 mL	200	283.2	86400	-	822.0
5439000	2/7/2003	0.01	0.01	0.3915	0.17	11658	98.8134%	Fecal		CFU/100 mL	200	283.2	86400	-	822.0
5439000	2/8/2003	0.01	0.01	0.3915	0.17	11658	98.8134%	Fecal		CFU/100 mL	200	283.2	86400	-	822.0
5439000	2/9/2003	0.01	0.01	0.3915	0.17	11658	98.8134%	Fecal		CFU/100 mL	200	283.2	86400	-	822.0
5439000	2/13/2003	0.01	0.01	0.3915	0.17	11658	98.8134%	Fecal		CFU/100 mL	200	283.2	86400	-	822.0
5439000	2/14/2003	0.01	0.01	0.3915	0.17	11658	98.8134%	Fecal		CFU/100 mL	200	283.2	86400	-	822.0
5439000	2/15/2003	0.01	0.01	0.3915	0.17	11658	98.8134%	Fecal		CFU/100 mL	200	283.2	86400	-	822.0
5439000	2/16/2003	0.01	0.01	0.3915	0.17	11658	98.8134%	Fecal		CFU/100 mL	200	283.2	86400	-	822.0
5439000	2/17/2003	0.01	0.01	0.3915	0.17	11658	98.8134%	Fecal		CFU/100 mL	200	283.2	86400	-	822.0
5439000	2/18/2003	0.01	0.01	0.3915	0.17	11658	98.8134%	Fecal		CFU/100 mL	200	283.2	86400	-	822.0
5439000	2/19/2003	0.01	0.01	0.3915	0.17	11658	98.8134%	Fecal		CFU/100 mL	200	283.2	86400	-	822.0
5439000	2/20/2003	0.01	0.01	0.3915	0.17	11658	98.8134%	Fecal		CFU/100 mL	200	283.2	86400	-	822.0
5439000	2/21/2003	0.01	0.01	0.3915	0.17	11658	98.8134%	Fecal		CFU/100 mL	200	283.2	86400	-	822.0
5439000	2/22/2003	0.01	0.01	0.3915	0.17	11658	98.8134%	Fecal		CFU/100 mL	200	283.2	86400	-	822.0
5439000	2/23/2003	0.01	0.01	0.3915	0.17	11658	98.8134%	Fecal		CFU/100 mL	200	283.2	86400	-	822.0
5439000	2/24/2003	0.01	0.01	0.3915	0.17	11658	98.8134%	Fecal		CFU/100 mL	200	283.2	86400	-	822.0
5439000	8/25/2003	0.01	0.01	0.3915	0.17	11658	98.8134%	Fecal		CFU/100 mL	200	283.2	86400	-	822.0
5439000	9/21/2003	0.01	0.01	0.3915	0.17	11658	98.8134%	Fecal		CFU/100 mL	200	283.2	86400	-	822.0
5439000	10/7/2003	0.01	0.01	0.3915	0.17	11658	98.8134%	Fecal		CFU/100 mL	200	283.2	86400	-	822.0
5439000	10/7/2004	0.01	0.01	0.3915	0.17	11658	98.8134%	Fecal		CFU/100 mL	200	283.2	86400	-	822.0
5439000	8/26/2008	0.01	0.01	0.3915	0.17	11658	98.8134%	Fecal		CFU/100 mL	200	283.2	86400	-	822.0
5439000	10/15/2010	0.01	0.01	0.3915	0.17	11658	98.8134%	Fecal		CFU/100 mL	200	283.2	86400	-	822.0
5439000	10/20/2010	0.01	0.01	0.3915	0.17	11658	98.8134%	Fecal		CFU/100 mL	200	283.2	86400	-	822.0
5439000	9/16/2011	0.01	0.01	0.3915	0.17	11658	98.8134%	Fecal		CFU/100 mL	200	283.2	86400	-	822.0
5439000	9/23/2011	0.01	0.01	0.3915	0.17	11658	98.8134%	Fecal		CFU/100 mL	200	283.2	86400	-	822.0
5439000	10/5/2017	0.01	0.01	0.3915	0.17	11658	98.8134%	Fecal		CFU/100 mL	200	283.2	86400	-	822.0
5439000	10/6/2017	0.01	0.01	0.3915	0.17	11658	98.8134%	Fecal		CFU/100 mL	200	283.2	86400	-	822.0
5439000	10/7/2017	0.01	0.01	0.3915	0.17	11658	98.8134%	Fecal		CFU/100 mL	200	283.2	86400	-	822.0
5439000	10/8/2017	0.01	0.01	0.3915	0.17	11658	98.8134%	Fecal		CFU/100 mL	200	283.2	86400	-	822.0
5439000	10/9/2017	0.01	0.01	0.3915	0.17	11658	98.8134%	Fecal		CFU/100 mL	200	283.2	86400	-	822.0
5439000	8/24/1991	0	0	0.3915	0.17	11703	99.1948%	Fecal		CFU/100 mL	200	283.2	86400	-	807.7
5439000	9/11/1999	0	0	0.3915	0.17	11703	99.1948%	Fecal		CFU/100 mL	200	283.2	86400	-	807.7
5439000	9/24/1999	0	0	0.3915	0.17	11703	99.1948%	Fecal		CFU/100 mL	200	283.2	86400	-	807.7
5439000	1/27/2003	0	0	0.3915	0.17	11703	99.1948%	Fecal		CFU/100 mL	200	283.2	86400	-	807.7
5439000	2/10/2003	0	0	0.3915	0.17	11703	99.1948%	Fecal		CFU/100 mL	200	283.2	86400	-	807.7
5439000	2/11/2003	0	0	0.3915	0.17	11703	99.1948%	Fecal		CFU/100 mL	200	283.2	86400	-	807.7
5439000	2/12/2003	0	0	0.3915	0.17	11703	99.1948%	Fecal		CFU/100 mL	200	283.2	86400	-	807.7
5439000	8/26/2003	0	0	0.3915	0.17	11703	99.1948%	Fecal		CFU/100 mL	200	283.2	86400	-	807.7
5439000	8/27/2003	0	0	0.3915	0.17	11703	99.1948%	Fecal		CFU/100 mL	200	283.2	86400	-	807.7
5439000	8/30/2003	0	0	0.3915	0.17	11703	99.1948%	Fecal		CFU/100 mL	200	283.2	86400	-	807.7
5439000	9/5/2003	0	0	0.3915	0.17	11703	99.1948%	Fecal		CFU/100 mL	200	283.2	86400	-	807.7
5439000	9/6/2003	0	0	0.3915	0.17	11703	99.1948%	Fecal		CFU/100 mL	200	283.2	86400	-	807.7
5439000	9/7/2003	0	0	0.3915	0.17	11703	99.1948%	Fecal		CFU/100 mL	200	283.2	86400	-	807.7
5439000	9/8/2003	0	0	0.3915	0.17	11703	99.1948%	Fecal		CFU/100 mL	200	283.2	86400	-	807.7
5439000	9/9/2003	0	0	0.3915	0.17	11703	99.1948%	Fecal		CFU/100 mL	200	283.2	86400	-	807.7
5439000	9/10/2003	0	0	0.3915	0.17	11703	99.1948%	Fecal		CFU/100 mL	200	283.2	86400	-	807.7

Gage ID	Date	Discharge (CFS)	Gage Discharge (less Surrogate NPDES) (CFS)	Watershed Area Ratio	Calculated flow (CFS)	Rank	Flow Exceedance %	Parameter	Results	Units (mg or micro_gram	Limit/Standard	100mL/CF	sec/day	Actual Load (million colonies/day)	Allowable Load (million colonies/day)
5439000	9/11/2003	0	0	0.3915	0.17	11703	99.1948%	Fecal		CFU/100 mL	200	283.2	86400	-	807.7
5439000	9/18/2003	0	0	0.3915	0.17	11703	99.1948%	Fecal		CFU/100 mL	200	283.2	86400	-	807.7
5439000	9/19/2003	0	0	0.3915	0.17	11703	99.1948%	Fecal		CFU/100 mL	200	283.2	86400	-	807.7
5439000	9/20/2003	0	0	0.3915	0.17	11703	99.1948%	Fecal		CFU/100 mL	200	283.2	86400	-	807.7
5439000	9/23/2003	0	0	0.3915	0.17	11703	99.1948%	Fecal		CFU/100 mL	200	283.2	86400	-	807.7
5439000	9/25/2003	0	0	0.3915	0.17	11703	99.1948%	Fecal		CFU/100 mL	200	283.2	86400	-	807.7
5439000	10/8/2003	0	0	0.3915	0.17	11703	99.1948%	Fecal		CFU/100 mL	200	283.2	86400	-	807.7
5439000	10/9/2003	0	0	0.3915	0.17	11703	99.1948%	Fecal		CFU/100 mL	200	283.2	86400	-	807.7
5439000	10/10/2003	0	0	0.3915	0.17	11703	99.1948%	Fecal		CFU/100 mL	200	283.2	86400	-	807.7
5439000	9/25/2004	0	0	0.3915	0.17	11703	99.1948%	Fecal		CFU/100 mL	200	283.2	86400	-	807.7
5439000	9/26/2004	0	0	0.3915	0.17	11703	99.1948%	Fecal		CFU/100 mL	200	283.2	86400	-	807.7
5439000	10/11/2004	0	0	0.3915	0.17	11703	99.1948%	Fecal		CFU/100 mL	200	283.2	86400	-	807.7
5439000	10/12/2004	0	0	0.3915	0.17	11703	99.1948%	Fecal		CFU/100 mL	200	283.2	86400	-	807.7
5439000	10/13/2004	0	0	0.3915	0.17	11703	99.1948%	Fecal		CFU/100 mL	200	283.2	86400	-	807.7
5439000	8/28/2005	0	0	0.3915	0.17	11703	99.1948%	Fecal		CFU/100 mL	200	283.2	86400	-	807.7
5439000	8/29/2005	0	0	0.3915	0.17	11703	99.1948%	Fecal		CFU/100 mL	200	283.2	86400	-	807.7
5439000	8/30/2005	0	0	0.3915	0.17	11703	99.1948%	Fecal		CFU/100 mL	200	283.2	86400	-	807.7
5439000	8/31/2005	0	0	0.3915	0.17	11703	99.1948%	Fecal		CFU/100 mL	200	283.2	86400	-	807.7
5439000	9/1/2005	0	0	0.3915	0.17	11703	99.1948%	Fecal		CFU/100 mL	200	283.2	86400	-	807.7
5439000	9/2/2005	0	0	0.3915	0.17	11703	99.1948%	Fecal		CFU/100 mL	200	283.2	86400	-	807.7
5439000	9/3/2005	0	0	0.3915	0.17	11703	99.1948%	Fecal		CFU/100 mL	200	283.2	86400	-	807.7
5439000	9/4/2005	0	0	0.3915	0.17	11703	99.1948%	Fecal		CFU/100 mL	200	283.2	86400	-	807.7
5439000	9/5/2005	0	0	0.3915	0.17	11703	99.1948%	Fecal		CFU/100 mL	200	283.2	86400	-	807.7
5439000	9/6/2005	0	0	0.3915	0.17	11703	99.1948%	Fecal		CFU/100 mL	200	283.2	86400	-	807.7
5439000	9/7/2005	0	0	0.3915	0.17	11703	99.1948%	Fecal		CFU/100 mL	200	283.2	86400	-	807.7
5439000	9/8/2005	0	0	0.3915	0.17	11703	99.1948%	Fecal		CFU/100 mL	200	283.2	86400	-	807.7
5439000	9/9/2005	0	0	0.3915	0.17	11703	99.1948%	Fecal		CFU/100 mL	200	283.2	86400	-	807.7
5439000	9/10/2005	0	0	0.3915	0.17	11703	99.1948%	Fecal		CFU/100 mL	200	283.2	86400	-	807.7
5439000	9/11/2005	0	0	0.3915	0.17	11703	99.1948%	Fecal		CFU/100 mL	200	283.2	86400	-	807.7
5439000	9/12/2005	0	0	0.3915	0.17	11703	99.1948%	Fecal		CFU/100 mL	200	283.2	86400	-	807.7
5439000	9/13/2005	0	0	0.3915	0.17	11703	99.1948%	Fecal		CFU/100 mL	200	283.2	86400	-	807.7
5439000	9/18/2005	0	0	0.3915	0.17	11703	99.1948%	Fecal		CFU/100 mL	200	283.2	86400	-	807.7
5439000	9/23/2005	0	0	0.3915	0.17	11703	99.1948%	Fecal		CFU/100 mL	200	283.2	86400	-	807.7
5439000	10/7/2005	0	0	0.3915	0.17	11703	99.1948%	Fecal		CFU/100 mL	200	283.2	86400	-	807.7
5439000	10/8/2005	0	0	0.3915	0.17	11703	99.1948%	Fecal		CFU/100 mL	200	283.2	86400	-	807.7
5439000	10/9/2005	0	0	0.3915	0.17	11703	99.1948%	Fecal		CFU/100 mL	200	283.2	86400	-	807.7
5439000	10/10/2005	0	0	0.3915	0.17	11703	99.1948%	Fecal		CFU/100 mL	200	283.2	86400	-	807.7
5439000	10/11/2005	0	0	0.3915	0.17	11703	99.1948%	Fecal		CFU/100 mL	200	283.2	86400	-	807.7
5439000	10/12/2005	0	0	0.3915	0.17	11703	99.1948%	Fecal		CFU/100 mL	200	283.2	86400	-	807.7
5439000	10/13/2005	0	0	0.3915	0.17	11703	99.1948%	Fecal		CFU/100 mL	200	283.2	86400	-	807.7
5439000	10/14/2005	0	0	0.3915	0.17	11703	99.1948%	Fecal		CFU/100 mL	200	283.2	86400	-	807.7
5439000	10/15/2005	0	0	0.3915	0.17	11703	99.1948%	Fecal		CFU/100 mL	200	283.2	86400	-	807.7
5439000	10/16/2005	0	0	0.3915	0.17	11703	99.1948%	Fecal		CFU/100 mL	200	283.2	86400	-	807.7
5439000	10/17/2005	0	0	0.3915	0.17	11703	99.1948%	Fecal		CFU/100 mL	200	283.2	86400	-	807.7
5439000	10/18/2005	0	0	0.3915	0.17	11703	99.1948%	Fecal		CFU/100 mL	200	283.2	86400	-	807.7
5439000	10/19/2005	0	0	0.3915	0.17	11703	99.1948%	Fecal		CFU/100 mL	200	283.2	86400	-	807.7
5439000	10/20/2005	0	0	0.3915	0.17	11703	99.1948%	Fecal		CFU/100 mL	200	283.2	86400	-	807.7
5439000	10/21/2005	0	0	0.3915	0.17	11703	99.1948%	Fecal		CFU/100 mL	200	283.2	86400	-	807.7
5439000	10/22/2005	0	0	0.3915	0.17	11703	99.1948%	Fecal		CFU/100 mL	200	283.2	86400	-	807.7
5439000	10/24/2005	0	0	0.3915	0.17	11703	99.1948%	Fecal		CFU/100 mL	200	283.2	86400	-	807.7
5439000	10/25/2005	0	0	0.3915	0.17	11703	99.1948%	Fecal		CFU/100 mL	200	283.2	86400	-	807.7
5439000	10/26/2005	0	0	0.3915	0.17	11703	99.1948%	Fecal		CFU/100 mL	200	283.2	86400	-	807.7
5439000	10/27/2005	0	0	0.3915	0.17	11703	99.1948%	Fecal		CFU/100 mL	200	283.2	86400	-	807.7
5439000	10/28/2005	0	0	0.3915	0.17	11703	99.1948%	Fecal		CFU/100 mL	200	283.2	86400	-	807.7
5439000	10/29/2005	0	0	0.3915	0.17	11703	99.1948%	Fecal		CFU/100 mL	200	283.2	86400	-	807.7
5439000	10/30/2005	0	0	0.3915	0.17	11703	99.1948%	Fecal		CFU/100 mL	200	283.2	86400	-	807.7
5439000	10/31/2005	0	0	0.3915	0.17	11703	99.1948%	Fecal		CFU/100 mL	200	283.2	86400	-	807.7
5439000	11/1/2005	0	0	0.3915	0.17	11703	99.1948%	Fecal		CFU/100 mL	200	283.2	86400	-	807.7
5439000	11/2/2005	0	0	0.3915	0.17	11703	99.1948%	Fecal		CFU/100 mL	200	283.2	86400	-	807.7
5439000	11/3/2005	0	0	0.3915	0.17	11703	99.1948%	Fecal		CFU/100 mL	200	283.2	86400	-	807.7
5439000	11/4/2005	0	0	0.3915	0.17	11703	99.1948%	Fecal		CFU/100 mL	200	283.2	86400	-	807.7
5439000	8/15/2006	0	0	0.3915	0.17	11703	99.1948%	Fecal		CFU/100 mL	200	283.2	86400	-	807.7
5439000	8/16/2006	0	0	0.3915	0.17	11703	99.1948%	Fecal		CFU/100 mL	200	283.2	86400	-	807.7
5439000	8/17/2006	0	0	0.3915	0.17	11703	99.1948%	Fecal		CFU/100 mL	200	283.2	86400	-	807.7
5439000	8/22/2006	0	0	0.3915	0.17	11703	99.1948%	Fecal		CFU/100 mL	200	283.2	86400	-	807.7
5439000	8/23/2006	0	0	0.3915	0.17	11703	99.1948%	Fecal		CFU/100 mL	200	283.2	86400	-	807.7
5439000	8/24/2006	0	0	0.3915	0.17	11703	99.1948%	Fecal		CFU/100 mL	200	283.2	86400	-	807.7
5439000	8/25/2006	0	0	0.3915	0.17	11703	99.1948%	Fecal		CFU/100 mL	200	283.2	86400	-	807.7
5439000	8/26/2006	0	0	0.3915	0.17	11703	99.1948%	Fecal		CFU/100 mL	200	283.2	86400	-	807.7
5439000	8/27/2006	0	0	0.3915	0.17	11703	99.1948%	Fecal		CFU/100 mL	200	283.2	86400	-	807.7
5439000	9/1/2006	0	0	0.3915	0.17	11703	99.1948%	Fecal		CFU/100 mL	200	283.2	86400	-	807.7
5439000	9/2/2006	0	0	0.3915	0.17	11703	99.1948%	Fecal		CFU/100 mL	200	283.2	86400	-	807.7
5439000	8/25/2008	0	0	0.3915	0.17	11703	99.1948%	Fecal		CFU/100 mL	200	283.2	86400	-	807.7
5439000	9/1/2008	0	0	0.3915	0.17	11703	99.1948%	Fecal		CFU/100 mL	200	283.2	86400	-	807.7
5439000	9/2/2008	0	0	0.3915	0.17	11703	99.1948%	Fecal		CFU/100 mL	200	283.2	86400	-	807.7
5439000	9/3/2008	0	0	0.3915	0.17	11703	99.1948%	Fecal		CFU/100 mL	200	283.2	86400	-	807.7
5439000	9/17/2011	0	0	0.3915	0.17	11703	99.1948%	Fecal		CFU/100 mL	200	283.2	86400	-	807.7
5439000	9/24/2011	0	0	0.3915	0.17	11703	99.1948%	Fecal		CFU/100 mL	200	283.2	86400	-	807.7
5439000	9/25/2011	0	0	0.3915	0.17	11703	99.1948%	Fecal		CFU/100 mL	200	283.2	86400	-	807.7

Gage ID	Date	Discharge (CFS)	Gage Discharge (less Surrogate NPDES) (CFS)	Watershed Area Ratio	Calculated flow (CFS)	Rank	Flow Exceedance %	Parameter	Results	Units (mg or micro_gram	Limit/Standard	100mL/CF	sec/day	Actual Load (million colonies/day)	Allowable Load (million colonies/day)
5439000	8/24/2007	2890	2890	0.2732	789.48	1	0.0085%	Fecal		CFU/100 mL	200	283.2	86400	-	3,863,483.8
5439000	8/25/2007	2440	2440	0.2732	666.55	2	0.0170%	Fecal		CFU/100 mL	200	283.2	86400	-	3,261,903.3
5439000	7/18/1996	1980	1980	0.2732	540.89	3	0.0254%	Fecal		CFU/100 mL	200	283.2	86400	-	2,646,954.3
5439000	9/14/2008	1830	1830	0.2732	499.91	4	0.0339%	Fecal		CFU/100 mL	200	283.2	86400	-	2,446,427.4
5439000	9/15/2008	1820	1820	0.2732	497.18	5	0.0424%	Fecal		CFU/100 mL	200	283.2	86400	-	2,433,059.0
5439000	7/19/1996	1680	1680	0.2732	458.94	6	0.0509%	Fecal		CFU/100 mL	200	283.2	86400	-	2,245,900.6
5439000	8/26/2007	1620	1620	0.2732	442.55	7	0.0593%	Fecal		CFU/100 mL	200	283.2	86400	-	2,165,689.9
5439000	2/21/1997	1580	1580	0.2732	431.62	8	0.0678%	Fecal		CFU/100 mL	200	283.2	86400	-	2,112,216.0
5439000	5/15/2020	1580	1580	0.2732	431.62	8	0.0678%	Fecal		CFU/100 mL	200	283.2	86400	-	2,112,216.0
5439000	5/12/2016	1560	1560	0.2732	426.16	10	0.0848%	Fecal		CFU/100 mL	200	283.2	86400	-	2,085,479.1
5439000	4/18/2013	1550	1550	0.2732	423.42	11	0.0932%	Fecal		CFU/100 mL	200	283.2	86400	-	2,072,110.7
5439000	2/22/1997	1490	1490	0.2732	407.03	12	0.1017%	Fecal		CFU/100 mL	200	283.2	86400	-	1,991,899.9
5439000	4/19/2013	1430	1430	0.2732	390.64	13	0.1102%	Fecal		CFU/100 mL	200	283.2	86400	-	1,911,689.2
5439000	6/16/2015	1310	1310	0.2732	357.86	14	0.1187%	Fecal		CFU/100 mL	200	283.2	86400	-	1,751,267.7
5439000	5/13/2016	1270	1270	0.2732	346.93	15	0.1271%	Fecal		CFU/100 mL	200	283.2	86400	-	1,697,793.9
5439000	9/16/2008	1220	1220	0.2732	333.28	16	0.1356%	Fecal		CFU/100 mL	200	283.2	86400	-	1,630,951.6
5439000	3/24/1993	1210	1210	0.2732	330.54	17	0.1441%	Fecal		CFU/100 mL	200	283.2	86400	-	1,617,583.2
5439000	7/20/1996	1190	1190	0.2732	325.08	18	0.1526%	Fecal		CFU/100 mL	200	283.2	86400	-	1,590,846.3
5439000	2/20/1994	1180	1180	0.2732	322.35	19	0.1610%	Fecal		CFU/100 mL	200	283.2	86400	-	1,577,477.8
5439000	3/9/2009	1170	1170	0.2732	319.62	20	0.1695%	Fecal		CFU/100 mL	200	283.2	86400	-	1,564,109.4
5439000	8/6/1996	1130	1130	0.2732	308.69	21	0.1780%	Fecal		CFU/100 mL	200	283.2	86400	-	1,510,635.5
5439000	5/31/2004	1130	1130	0.2732	308.69	21	0.1780%	Fecal		CFU/100 mL	200	283.2	86400	-	1,510,635.5
5439000	5/26/1991	1120	1120	0.2732	305.96	23	0.1949%	Fecal		CFU/100 mL	200	283.2	86400	-	1,497,267.1
5439000	3/3/2008	1120	1120	0.2732	305.96	23	0.1949%	Fecal		CFU/100 mL	200	283.2	86400	-	1,497,267.1
5439000	5/30/2011	1120	1120	0.2732	305.96	23	0.1949%	Fecal		CFU/100 mL	200	283.2	86400	-	1,497,267.1
5439000	5/16/2020	1110	1110	0.2732	303.23	26	0.2204%	Fecal		CFU/100 mL	200	283.2	86400	-	1,483,898.6
5439000	5/29/1996	1100	1100	0.2732	300.49	27	0.2289%	Fecal		CFU/100 mL	200	283.2	86400	-	1,470,530.2
5439000	6/17/2015	1070	1070	0.2732	292.30	28	0.2373%	Fecal		CFU/100 mL	200	283.2	86400	-	1,430,424.8
5439000	8/23/2007	1050	1050	0.2732	286.84	29	0.2458%	Fecal		CFU/100 mL	200	283.2	86400	-	1,403,687.9
5439000	6/5/2002	1040	1040	0.2732	284.10	30	0.2543%	Fecal		CFU/100 mL	200	283.2	86400	-	1,390,319.4
5439000	3/29/2020	1030	1030	0.2732	281.37	31	0.2628%	Fecal		CFU/100 mL	200	283.2	86400	-	1,376,951.0
5439000	8/27/2007	1010	1010	0.2732	275.91	32	0.2712%	Fecal		CFU/100 mL	200	283.2	86400	-	1,350,214.1
5439000	5/18/2020	999	999	0.2732	272.90	33	0.2797%	Fecal		CFU/100 mL	200	283.2	86400	-	1,335,508.8
5439000	2/25/2001	992	992	0.2732	270.99	34	0.2882%	Fecal		CFU/100 mL	200	283.2	86400	-	1,326,150.8
5439000	2/23/1997	968	968	0.2732	264.44	35	0.2967%	Fecal		CFU/100 mL	200	283.2	86400	-	1,294,066.5
5439000	3/11/2013	956	956	0.2732	261.16	36	0.3051%	Fecal		CFU/100 mL	200	283.2	86400	-	1,278,024.4
5439000	12/28/2008	932	932	0.2732	254.60	37	0.3136%	Fecal		CFU/100 mL	200	283.2	86400	-	1,245,940.1
5439000	9/13/2008	930	930	0.2732	254.05	38	0.3221%	Fecal		CFU/100 mL	200	283.2	86400	-	1,243,266.4
5439000	7/19/1993	921	921	0.2732	251.60	39	0.3306%	Fecal		CFU/100 mL	200	283.2	86400	-	1,231,234.8
5439000	6/1/2004	921	921	0.2732	251.60	39	0.3306%	Fecal		CFU/100 mL	200	283.2	86400	-	1,231,234.8
5439000	3/10/2019	912	912	0.2732	249.14	41	0.3475%	Fecal		CFU/100 mL	200	283.2	86400	-	1,219,203.2
5439000	5/14/2010	901	901	0.2732	246.13	42	0.3560%	Fecal		CFU/100 mL	200	283.2	86400	-	1,204,497.9
5439000	3/8/2009	899	899	0.2732	245.59	43	0.3645%	Fecal		CFU/100 mL	200	283.2	86400	-	1,201,824.2
5439000	3/14/2019	894	894	0.2732	244.22	44	0.3729%	Fecal		CFU/100 mL	200	283.2	86400	-	1,195,140.0
5439000	5/1/2019	888	888	0.2732	242.58	45	0.3814%	Fecal		CFU/100 mL	200	283.2	86400	-	1,187,118.9
5439000	2/21/2018	887	887	0.2732	242.31	46	0.3899%	Fecal		CFU/100 mL	200	283.2	86400	-	1,185,782.0
5439000	6/18/2015	875	875	0.2732	239.03	47	0.3984%	Fecal		CFU/100 mL	200	283.2	86400	-	1,169,739.9
5439000	5/13/2010	873	873	0.2732	238.48	48	0.4068%	Fecal		CFU/100 mL	200	283.2	86400	-	1,167,066.2
5439000	5/1/2017	863	863	0.2732	235.75	49	0.4153%	Fecal		CFU/100 mL	200	283.2	86400	-	1,153,697.8
5439000	5/14/2016	852	852	0.2732	232.75	50	0.4238%	Fecal		CFU/100 mL	200	283.2	86400	-	1,138,992.5
5439000	6/14/1999	849	849	0.2732	231.93	51	0.4323%	Fecal		CFU/100 mL	200	283.2	86400	-	1,134,981.9
5439000	2/20/2018	849	849	0.2732	231.93	51	0.4323%	Fecal		CFU/100 mL	200	283.2	86400	-	1,134,981.9
5439000	4/20/2013	846	846	0.2732	231.11	53	0.4492%	Fecal		CFU/100 mL	200	283.2	86400	-	1,130,971.4
5439000	3/23/1993	845	845	0.2732	230.83	54	0.4577%	Fecal		CFU/100 mL	200	283.2	86400	-	1,129,634.5
5439000	3/12/2013	843	843	0.2732	230.29	55	0.4662%	Fecal		CFU/100 mL	200	283.2	86400	-	1,126,960.8
5439000	9/17/2008	836	836	0.2732	228.38	56	0.4747%	Fecal		CFU/100 mL	200	283.2	86400	-	1,117,602.9
5439000	5/2/2019	826	826	0.2732	225.64	57	0.4831%	Fecal		CFU/100 mL	200	283.2	86400	-	1,104,234.5
5439000	6/25/1994	825	825	0.2732	225.37	58	0.4916%	Fecal		CFU/100 mL	200	283.2	86400	-	1,102,897.6
5439000	3/4/1993	824	824	0.2732	225.10	59	0.5001%	Fecal		CFU/100 mL	200	283.2	86400	-	1,101,560.8
5439000	5/27/1991	820	820	0.2732	224.01	60	0.5086%	Fecal		CFU/100 mL	200	283.2	86400	-	1,096,213.4
5439000	3/10/2009	819	819	0.2732	223.73	61	0.5170%	Fecal		CFU/100 mL	200	283.2	86400	-	1,094,876.5
5439000	4/30/2019	818	818	0.2732	223.46	62	0.5255%	Fecal		CFU/100 mL	200	283.2	86400	-	1,093,539.7
5439000	5/22/2004	811	811	0.2732	221.55	63	0.5340%	Fecal		CFU/100 mL	200	283.2	86400	-	1,084,181.8
5439000	6/9/1993	803	803	0.2732	219.36	64	0.5425%	Fecal		CFU/100 mL	200	283.2	86400	-	1,073,487.0
5439000	5/14/2011	798	798	0.2732	218.00	65	0.5509%	Fecal		CFU/100 mL	200	283.2	86400	-	1,066,802.8
5439000	2/27/2009	791	791	0.2732	216.08	66	0.5594%	Fecal		CFU/100 mL	200	283.2	86400	-	1,057,444.9
5439000	3/12/2014	790	790	0.2732	215.81	67	0.5679%	Fecal		CFU/100 mL	200	283.2	86400	-	1,056,108.0
5439000	4/16/1993	788	788	0.2732	215.26	68	0.5764%	Fecal		CFU/100 mL	200	283.2	86400	-	1,053,434.3
5439000	5/17/2020	777	777	0.2732	212.26	69	0.5848%	Fecal		CFU/100 mL	200	283.2	86400	-	1,038,729.0
5439000	5/3/2019	768	768	0.2732	209.80	70	0.5933%	Fecal		CFU/100 mL	200	283.2	86400	-	1,026,697.4
5439000	2/10/2001	766	766	0.2732	209.25	71	0.6018%	Fecal		CFU/100 mL	200	283.2	86400	-	1,024,023.7
5439000	5/30/1996	760	760	0.2732	207.61	72	0.6103%	Fecal		CFU/100 mL	200	283.2	86400	-	1,016,002.7
5439000	3/11/2014	756	756	0.2732	206.52	73	0.6187%	Fecal		CFU/100 mL	200	283.2	86400	-	1,010,655.3
5439000	12/29/2008	754	754	0.2732	205.98	74	0.6272%	Fecal		CFU/100 mL	200	283.2	86400	-	1,007,981.6
5439000	3/1/1997	753	753	0.2732	205.70	75	0.6357%	Fecal		CFU/100 mL	200	283.2	86400	-	1,006,644.7
5439000	8/7/1996	751	751	0.2732	205.16	76	0.6442%	Fecal		CFU/100 mL	200	283.2	86400	-	1,003,971.0
5439000	2/19/1994	750	750	0.2732	204.88	77	0.6527%	Fecal		CFU/100 mL	200	283.2	86400	-	1,002,634.2
5439000	3/28/2020	747	747	0.2732	204.06	78	0.6611%	Fecal		CFU/100 mL	200	283.2	86400	-	998,623.7
5439000	4/23/1999	741	741	0.2732	202.42	79	0.6696%	Fecal		CFU/100 mL	200	283.2	86400	-	990,602.6
5439000	2/5/1991	740	740	0.2732	202.15	80	0.6781%	Fecal		CFU/100 mL	200	283.2	86400	-	989,265.7
5439000	6/10/2011	739	739	0.2732	201.88	81	0.6866%	Fecal		CFU/100 mL	200	283.2	86400	-	987,928.9
5439000	6/13/2000	736	736	0.2732	201.06	82	0.6950%	Fecal		CFU/100 mL	200	283.2	86400	-	983,918.4
5439000	6/6/2002	732	732	0.2732	199.97	83	0.7035%	Fecal		CFU/100 mL	200	283.2	86400	-	978,571.0
5439000	3/13/2019	728	728	0.2732	198.87	84	0.7120%	Fecal		CFU/100 mL	200	283.2	86400	-	973,223.6
5439000	2/21/1994	726	726	0.2732	198.33	85	0.7205%	Fecal		CFU/100 mL	200	283.2	86400	-	970,549.9
5439000	4/30/2017	725	725	0.2732	198.05	86	0.7289%	Fecal		CFU/100 mL	200	283.2	86400	-	969,213.1
5439000	1/23/1999	721	721	0.2732	196.96	87	0.7374%	Fecal		CFU/100 mL	200	283.2	86400	-	963,865.7
5439000	6/15/2015	721	721	0.2732	196.96	87	0.7374%	Fecal		CFU/100 mL	200	283.2	86400	-	963,865.7
5439000	5/11/2003	714	714	0.2732	195.05	89	0.7544%	Fecal		CFU/100 mL	200	283.2	86400	-	954,507.8
5439000	10/3/2019	714	714	0.2732	195.05	89	0.7544%	Fecal		CFU/100 mL	200	283.2	86400	-	954,507.8
5439000	5/8/1998	713	713	0.2732	194.78	91	0.7713%	Fecal		CFU/100 mL	200	283.2	86400	-	953,170.9
5439000	5/23/2004	710	710	0.2732	193.96	92	0.7798%	Fecal		CFU/100 mL	200	283.2	86400	-	949,160.4
5439000	7/21/1996	705	705	0.2732	192.59	93	0.7883%	Fecal		CFU/100 mL	200	283.2	86400	-	942,476.1
5439000	6/13/1999	704	704	0.2732	192.32	94	0.7967%	Fecal		CFU/100 mL	200	283.2	86400	-	941,139.3
5439000	3/25/1993	702	702	0.2732	191.77	95	0.8052%	Fecal		CFU/100 mL	200	283.2	86400	-	938,465.6
5439000	6/24/1994	701	701	0.2732	191.50	96	0.8137%	Fecal		CFU/100 mL	200	283.2	86400	-	937,128.8
5439000	5/31/2011	701	701	0.2732	191.50	96	0.8137%	Fecal		CFU/100 mL	200	283.2	86400	-	937,128.8
5439000	6/14/2000	700	700	0.2732	191.22	98	0.8306%	Fecal		CFU/100 mL	200	283.2	86400	-	935,791.9
5439000	5/21/2004	698	698	0.2732	190.68	99	0.8391%	Fecal		CFU/100 mL	200	283.2	86400	-	933,118.2
5439000	5/30/2019	698	698	0.2732	190.68	99	0.8391%	Fecal		CFU/100 mL	200	283.2	86400	-	933,118.2
5439000	5/24/1995	697	697	0.2732	190.40	101	0.8561%	Fecal		CFU/100 mL	200	283.2	86400	-	931,781.4
5439000	5/2/2017	694	694	0.2732	189.58	102	0.8646%	Fecal		CFU/100 mL	200	283.2	86400	-	927,770.8
5439000	8/7/2007	684	684	0.2732	186.85	103	0.8730%	Fecal		CFU/100 mL	200	283.2	86400	-	914,402.4
5439000	4/11/2008	684	684	0.2732	186.85	103	0.8730%	Fecal		CFU/100 mL	200	283.2	86400	-	914,402.4
5439000	6/4/2002	683	683	0.2732	186.58	105	0.8900%	Fecal		CFU/100 mL	200	283.2	86400	-	913,065.5
5439000	5/28/1996	678	678	0.2732	185.21	106	0.8985%	Fecal		CFU/100 mL	200	283.2	86400	-	906,381.3
5439000	9/13/2019	676	676	0.2732	184.67	107	0.9069%	Fecal		CFU/100 mL	200	283.2	86400	-	903,707.6
5439000	6/12/2000	669	669	0.2732	182.76	108	0.9154%	Fecal		CFU/100 mL	200	283.2	86400	-	894,349.7
5439000	12/26/2009	668	668	0.2732	182.48	109	0.9239%	Fecal		CFU/100 mL	200	283.2	86400	-	893,012.9
5439000	3/4/2008	666	666	0.2732	181.94	110	0.9324%	Fecal		CFU/100 mL	200	283.2	86400	-	890,339.2
5439000	7/1/2014	666	666	0.2732	181.94	110	0.9324%	Fecal		CFU/100 mL	200	283.2	86400	-	890,339.2
5439000	6/11/2018	665	665	0.2732	181.66	112	0.9493%	Fecal		CFU/100 mL	200	283.2	86400	-	889,002.3
5439000	10/27/2019	662	662	0.2732	180.84	113	0.9578%	Fecal		CFU/100 mL	200	283.2	86400	-	884,991.8
5439000	4/1/1993	657	657	0.2732	179.48	114	0.9663%	Fecal		CFU/100 mL	200	283.2	86400	-	878,307.6
5439000	8/8/2007	652	652	0.2732	178.11	115	0.9747%	Fecal		CFU/100 mL	200	283.2	86400	-	871,623.3
5439000	12/14/2015	646	646	0.2732	176.47	116	0.9832%	Fecal		CFU/100 mL	200	283.2	86400	-	863,602.3
5439000	1/24/1999	643	643	0.2732	175.65	117	0.9917%	Fecal		CFU/100 mL	200	283.2	86400	-	859,591.7
5439000	6/10/2018	642	642	0.2732	175.38	118	1.0002%	Fecal		CFU/100 mL	200	283.2	86400	-	858,254.9
5439000	12/15/2015	639	639	0.2732	174.56	119	1.0086%	Fecal		CFU/100 mL	200	283.2	86400	-	854,244.3
5439000	2/9/2001	636	636	0.2732	173.74	120	1.0171%	Fecal		CFU/100 mL	200	283.2	86400	-	850,233.8
5439000	6/8/1993	634	634	0.2732	173.19	121	1.0256%	Fecal		CFU/100 mL	200	283.2	86400	-	847,560.1
5439000	1/4/1993	633	633	0.2732	172.92	122	1.0341%	Fecal		CFU/100 mL	200	283.2	86400	-	846,223.3
5439000	12/30/2008	626	626	0.2732	171.01	123	1.0425%	Fecal		CFU/100 mL	200	283.2	86400	-	836,865.3
5439000	12/25/2009	625	625	0.2732	170.74	124	1.0510%	Fecal		CFU/100 mL	200	283.2	86400	-	835,528.5
5439000	7/20/2007	621	621	0.2732	169.64	125	1.0595%	Fecal		CFU/100 mL	200	283.2	86400	-	830,181.1
5439000	6/2/1999	620	620	0.2732	169.37	126	1.0680%	Fecal		CFU/100 mL	200	283.2	86400	-	828,844.3

Gage ID	Date	Discharge (CFS)	Gage Discharge (less Surrogate NPDES) (CFS)	Watershed Area Ratio	Calculated flow (CFS)	Rank	Flow Exceedance %	Parameter	Results	Units (mg or micro_gram	Limit/Standard	100mL/CF	sec/day	Actual Load (million colonies/day)	Allowable Load (million colonies/day)
5439000	10/31/2009	620	620	0.2732	169.37	126	1.0680%	Fecal		CFU/100 mL	200	283.2	86400	-	828,844.3
5439000	5/31/2019	619	619	0.2732	169.10	128	1.0849%	Fecal		CFU/100 mL	200	283.2	86400	-	827,507.4
5439000	3/15/2019	618	618	0.2732	168.82	129	1.0934%	Fecal		CFU/100 mL	200	283.2	86400	-	826,170.6
5439000	4/29/2019	614	614	0.2732	167.73	130	1.1019%	Fecal		CFU/100 mL	200	283.2	86400	-	820,823.2
5439000	3/11/1990	612	612	0.2732	167.18	131	1.1104%	Fecal		CFU/100 mL	200	283.2	86400	-	818,149.5
5439000	5/19/2020	610	610	0.2732	166.64	132	1.1188%	Fecal		CFU/100 mL	200	283.2	86400	-	815,475.8
5439000	3/30/2020	609	609	0.2732	166.36	133	1.1273%	Fecal		CFU/100 mL	200	283.2	86400	-	814,139.0
5439000	5/12/2002	608	608	0.2732	166.09	134	1.1358%	Fecal		CFU/100 mL	200	283.2	86400	-	812,802.1
5439000	3/13/2014	605	605	0.2732	165.27	135	1.1443%	Fecal		CFU/100 mL	200	283.2	86400	-	808,791.6
5439000	3/31/2017	603	603	0.2732	164.73	136	1.1527%	Fecal		CFU/100 mL	200	283.2	86400	-	806,117.9
5439000	6/18/1996	600	600	0.2732	163.91	137	1.1612%	Fecal		CFU/100 mL	200	283.2	86400	-	802,107.4
5439000	3/11/2009	598	598	0.2732	163.36	138	1.1697%	Fecal		CFU/100 mL	200	283.2	86400	-	799,433.7
5439000	3/12/1990	594	594	0.2732	162.27	139	1.1782%	Fecal		CFU/100 mL	200	283.2	86400	-	794,086.3
5439000	2/26/2001	593	593	0.2732	161.99	140	1.1866%	Fecal		CFU/100 mL	200	283.2	86400	-	792,749.4
5439000	11/28/1990	592	592	0.2732	161.72	141	1.1951%	Fecal		CFU/100 mL	200	283.2	86400	-	791,412.6
5439000	9/14/2019	583	583	0.2732	159.26	142	1.2036%	Fecal		CFU/100 mL	200	283.2	86400	-	779,381.0
5439000	8/28/2007	582	582	0.2732	158.99	143	1.2121%	Fecal		CFU/100 mL	200	283.2	86400	-	778,044.1
5439000	6/30/2013	580	580	0.2732	158.44	144	1.2205%	Fecal		CFU/100 mL	200	283.2	86400	-	775,370.4
5439000	3/15/2014	577	577	0.2732	157.62	145	1.2290%	Fecal		CFU/100 mL	200	283.2	86400	-	771,359.9
5439000	5/9/2019	575	575	0.2732	157.08	146	1.2375%	Fecal		CFU/100 mL	200	283.2	86400	-	768,686.2
5439000	3/3/1993	574	574	0.2732	156.80	147	1.2460%	Fecal		CFU/100 mL	200	283.2	86400	-	767,349.4
5439000	9/29/2019	574	574	0.2732	156.80	147	1.2460%	Fecal		CFU/100 mL	200	283.2	86400	-	767,349.4
5439000	12/2/2018	573	573	0.2732	156.53	149	1.2629%	Fecal		CFU/100 mL	200	283.2	86400	-	766,012.5
5439000	5/29/2011	571	571	0.2732	155.98	150	1.2714%	Fecal		CFU/100 mL	200	283.2	86400	-	763,338.8
5439000	7/19/2007	570	570	0.2732	155.71	151	1.2799%	Fecal		CFU/100 mL	200	283.2	86400	-	762,002.0
5439000	6/15/2000	567	567	0.2732	154.89	152	1.2884%	Fecal		CFU/100 mL	200	283.2	86400	-	757,991.5
5439000	7/2/2014	566	566	0.2732	154.62	153	1.2968%	Fecal		CFU/100 mL	200	283.2	86400	-	756,654.6
5439000	2/24/2019	562	562	0.2732	153.53	154	1.3053%	Fecal		CFU/100 mL	200	283.2	86400	-	751,307.2
5439000	3/2/2007	561	561	0.2732	153.25	155	1.3138%	Fecal		CFU/100 mL	200	283.2	86400	-	749,970.4
5439000	3/13/2013	561	561	0.2732	153.25	155	1.3138%	Fecal		CFU/100 mL	200	283.2	86400	-	749,970.4
5439000	12/27/2008	559	559	0.2732	152.71	157	1.3307%	Fecal		CFU/100 mL	200	283.2	86400	-	747,296.7
5439000	6/14/1993	558	558	0.2732	152.43	158	1.3392%	Fecal		CFU/100 mL	200	283.2	86400	-	745,959.8
5439000	5/29/2019	557	557	0.2732	152.16	159	1.3477%	Fecal		CFU/100 mL	200	283.2	86400	-	744,623.0
5439000	4/17/1993	555	555	0.2732	151.61	160	1.3562%	Fecal		CFU/100 mL	200	283.2	86400	-	741,949.3
5439000	5/15/2011	555	555	0.2732	151.61	160	1.3562%	Fecal		CFU/100 mL	200	283.2	86400	-	741,949.3
5439000	5/15/2016	555	555	0.2732	151.61	160	1.3562%	Fecal		CFU/100 mL	200	283.2	86400	-	741,949.3
5439000	6/11/2011	550	550	0.2732	150.25	163	1.3816%	Fecal		CFU/100 mL	200	283.2	86400	-	735,265.1
5439000	4/16/1998	548	548	0.2732	149.70	164	1.3901%	Fecal		CFU/100 mL	200	283.2	86400	-	732,591.4
5439000	6/9/2011	547	547	0.2732	149.43	165	1.3985%	Fecal		CFU/100 mL	200	283.2	86400	-	731,254.5
5439000	9/23/2019	547	547	0.2732	149.43	165	1.3985%	Fecal	246	CFU/100 mL	200	283.2	86400	899,443	731,254.5
5439000	9/26/1993	542	542	0.2732	148.06	167	1.4155%	Fecal		CFU/100 mL	200	283.2	86400	-	724,570.3
5439000	5/13/1999	542	542	0.2732	148.06	167	1.4155%	Fecal		CFU/100 mL	200	283.2	86400	-	724,570.3
5439000	3/10/2021	540	540	0.2732	147.52	169	1.4324%	Fecal		CFU/100 mL	200	283.2	86400	-	721,896.6
5439000	11/6/1994	538	538	0.2732	146.97	170	1.4409%	Fecal		CFU/100 mL	200	283.2	86400	-	719,222.9
5439000	6/2/2004	538	538	0.2732	146.97	170	1.4409%	Fecal		CFU/100 mL	200	283.2	86400	-	719,222.9
5439000	3/12/2015	537	537	0.2732	146.70	172	1.4579%	Fecal		CFU/100 mL	200	283.2	86400	-	717,886.1
5439000	6/20/1993	535	535	0.2732	146.15	173	1.4664%	Fecal		CFU/100 mL	200	283.2	86400	-	715,212.4
5439000	5/13/2002	535	535	0.2732	146.15	173	1.4664%	Fecal		CFU/100 mL	200	283.2	86400	-	715,212.4
5439000	3/7/1994	534	534	0.2732	145.88	175	1.4833%	Fecal		CFU/100 mL	200	283.2	86400	-	713,875.6
5439000	5/28/1995	534	534	0.2732	145.88	175	1.4833%	Fecal		CFU/100 mL	200	283.2	86400	-	713,875.6
5439000	3/9/2021	530	530	0.2732	144.78	177	1.5003%	Fecal		CFU/100 mL	200	283.2	86400	-	708,528.2
5439000	10/28/2019	526	526	0.2732	143.69	178	1.5087%	Fecal		CFU/100 mL	200	283.2	86400	-	703,180.8
5439000	3/16/2014	524	524	0.2732	143.14	179	1.5172%	Fecal		CFU/100 mL	200	283.2	86400	-	700,507.1
5439000	6/2/1996	522	522	0.2732	142.60	180	1.5257%	Fecal		CFU/100 mL	200	283.2	86400	-	697,833.4
5439000	4/21/2013	520	520	0.2732	142.05	181	1.5342%	Fecal		CFU/100 mL	200	283.2	86400	-	695,159.7
5439000	3/10/1990	515	515	0.2732	140.69	182	1.5426%	Fecal		CFU/100 mL	200	283.2	86400	-	688,475.5
5439000	2/27/1997	513	513	0.2732	140.14	183	1.5511%	Fecal		CFU/100 mL	200	283.2	86400	-	685,801.8
5439000	6/19/2015	513	513	0.2732	140.14	183	1.5511%	Fecal		CFU/100 mL	200	283.2	86400	-	685,801.8
5439000	3/11/2010	511	511	0.2732	139.59	185	1.5681%	Fecal		CFU/100 mL	200	283.2	86400	-	683,128.1
5439000	5/30/2004	510	510	0.2732	139.32	186	1.5765%	Fecal		CFU/100 mL	200	283.2	86400	-	681,791.3
5439000	1/5/1993	509	509	0.2732	139.05	187	1.5850%	Fecal		CFU/100 mL	200	283.2	86400	-	680,454.4
5439000	3/10/2007	509	509	0.2732	139.05	187	1.5850%	Fecal		CFU/100 mL	200	283.2	86400	-	680,454.4
5439000	5/11/2017	509	509	0.2732	139.05	187	1.5850%	Fecal		CFU/100 mL	200	283.2	86400	-	680,454.4
5439000	4/24/1999	507	507	0.2732	138.50	190	1.6104%	Fecal		CFU/100 mL	200	283.2	86400	-	677,780.7
5439000	12/31/2008	504	504	0.2732	137.68	191	1.6189%	Fecal		CFU/100 mL	200	283.2	86400	-	673,770.2
5439000	3/18/1991	502	502	0.2732	137.13	192	1.6274%	Fecal		CFU/100 mL	200	283.2	86400	-	671,096.5
5439000	2/11/2001	500	500	0.2732	136.59	193	1.6359%	Fecal		CFU/100 mL	200	283.2	86400	-	668,422.8
5439000	5/12/2008	499	499	0.2732	136.32	194	1.6443%	Fecal		CFU/100 mL	200	283.2	86400	-	667,086.0
5439000	9/18/2008	499	499	0.2732	136.32	194	1.6443%	Fecal		CFU/100 mL	200	283.2	86400	-	667,086.0
5439000	4/6/2017	499	499	0.2732	136.32	194	1.6443%	Fecal		CFU/100 mL	200	283.2	86400	-	667,086.0
5439000	5/9/1998	498	498	0.2732	136.04	197	1.6698%	Fecal		CFU/100 mL	200	283.2	86400	-	665,749.1
5439000	8/20/2007	495	495	0.2732	135.22	198	1.6783%	Fecal		CFU/100 mL	200	283.2	86400	-	661,738.6
5439000	10/30/2009	491	491	0.2732	134.13	199	1.6867%	Fecal		CFU/100 mL	200	283.2	86400	-	656,391.2
5439000	6/23/2018	491	491	0.2732	134.13	199	1.6867%	Fecal		CFU/100 mL	200	283.2	86400	-	656,391.2
5439000	10/4/2019	491	491	0.2732	134.13	199	1.6867%	Fecal		CFU/100 mL	200	283.2	86400	-	656,391.2
5439000	5/4/2019	490	490	0.2732	133.86	202	1.7122%	Fecal		CFU/100 mL	200	283.2	86400	-	655,054.3
5439000	7/13/2008	488	488	0.2732	133.31	203	1.7206%	Fecal		CFU/100 mL	200	283.2	86400	-	652,380.7
5439000	3/12/2010	488	488	0.2732	133.31	203	1.7206%	Fecal		CFU/100 mL	200	283.2	86400	-	652,380.7
5439000	3/2/1997	486	486	0.2732	132.76	205	1.7376%	Fecal		CFU/100 mL	200	283.2	86400	-	649,707.0
5439000	12/27/2009	486	486	0.2732	132.76	205	1.7376%	Fecal		CFU/100 mL	200	283.2	86400	-	649,707.0
5439000	6/22/2018	486	486	0.2732	132.76	205	1.7376%	Fecal		CFU/100 mL	200	283.2	86400	-	649,707.0
5439000	12/29/2015	485	485	0.2732	132.49	208	1.7630%	Fecal		CFU/100 mL	200	283.2	86400	-	648,370.1
5439000	5/15/2018	483	483	0.2732	131.94	209	1.7715%	Fecal		CFU/100 mL	200	283.2	86400	-	645,696.4
5439000	6/26/1994	482	482	0.2732	131.67	210	1.7800%	Fecal		CFU/100 mL	200	283.2	86400	-	644,359.6
5439000	4/12/2008	482	482	0.2732	131.67	210	1.7800%	Fecal		CFU/100 mL	200	283.2	86400	-	644,359.6
5439000	9/30/2019	482	482	0.2732	131.67	210	1.7800%	Fecal	631	CFU/100 mL	200	283.2	86400	2,032,954	644,359.6
5439000	6/29/2021	482	482	0.2732	131.67	210	1.7800%	Fecal		CFU/100 mL	200	283.2	86400	-	644,359.6
5439000	11/18/2015	479	479	0.2732	130.85	214	1.8139%	Fecal		CFU/100 mL	200	283.2	86400	-	640,349.0
5439000	12/3/2018	479	479	0.2732	130.85	214	1.8139%	Fecal		CFU/100 mL	200	283.2	86400	-	640,349.0
5439000	4/30/2020	479	479	0.2732	130.85	214	1.8139%	Fecal		CFU/100 mL	200	283.2	86400	-	640,349.0
5439000	3/9/1990	476	476	0.2732	130.03	217	1.8393%	Fecal		CFU/100 mL	200	283.2	86400	-	636,338.5
5439000	6/10/1993	474	474	0.2732	129.49	218	1.8478%	Fecal		CFU/100 mL	200	283.2	86400	-	633,664.8
5439000	5/15/2010	474	474	0.2732	129.49	218	1.8478%	Fecal		CFU/100 mL	200	283.2	86400	-	633,664.8
5439000	6/27/2018	472	472	0.2732	128.94	220	1.8647%	Fecal		CFU/100 mL	200	283.2	86400	-	630,991.1
5439000	1/14/1995	470	470	0.2732	128.39	221	1.8732%	Fecal		CFU/100 mL	200	283.2	86400	-	628,317.4
5439000	4/15/1993	469	469	0.2732	128.12	222	1.8817%	Fecal		CFU/100 mL	200	283.2	86400	-	626,980.6
5439000	6/24/1996	468	468	0.2732	127.85	223	1.8902%	Fecal		CFU/100 mL	200	283.2	86400	-	625,643.7
5439000	5/23/1995	467	467	0.2732	127.57	224	1.8986%	Fecal		CFU/100 mL	200	283.2	86400	-	624,306.9
5439000	7/12/2008	465	465	0.2732	127.03	225	1.9071%	Fecal		CFU/100 mL	200	283.2	86400	-	621,633.2
5439000	9/15/2019	464	464	0.2732	126.75	226	1.9156%	Fecal		CFU/100 mL	200	283.2	86400	-	620,296.4
5439000	3/14/2014	463	463	0.2732	126.48	227	1.9241%	Fecal		CFU/100 mL	200	283.2	86400	-	618,959.5
5439000	2/28/1997	462	462	0.2732	126.21	228	1.9325%	Fecal		CFU/100 mL	200	283.2	86400	-	617,622.7
5439000	2/22/2018	460	460	0.2732	125.66	229	1.9410%	Fecal		CFU/100 mL	200	283.2	86400	-	614,949.0
5439000	6/15/1993	458	458	0.2732	125.12	230	1.9495%	Fecal		CFU/100 mL	200	283.2	86400	-	612,275.3
5439000	5/12/2003	457	457	0.2732	124.84	231	1.9580%	Fecal		CFU/100 mL	200	283.2	86400	-	610,938.4
5439000	4/2/1993	456	456	0.2732	124.57	232	1.9664%	Fecal		CFU/100 mL	200	283.2	86400	-	609,601.6
5439000	5/31/1996	456	456	0.2732	124.57	232	1.9664%	Fecal		CFU/100 mL	200	283.2	86400	-	609,601.6
5439000	12/15/2011	452	452	0.2732	123.48	234	1.9834%	Fecal		CFU/100 mL	200	283.2	86400	-	604,254.2
5439000	2/18/2008	448	448	0.2732	122.38	235	1.9919%	Fecal		CFU/100 mL	200	283.2	86400	-	598,906.8
5439000	4/1/2009	447	447	0.2732	122.11	236	2.0003%	Fecal		CFU/100 mL	200	283.2	86400	-	597,570.0
5439000	1/17/2017	447	447	0.2732	122.11	236	2.0003%	Fecal		CFU/100 mL	200	283.2	86400	-	597,570.0
5439000	12/31/1992	446	446	0.2732	121.84	238	2.0173%	Fecal		CFU/100 mL	200	283.2	86400	-	596,233.1
5439000	5/3/2017	444	444	0.2732	121.29	239	2.0258%	Fecal		CFU/100 mL	200	283.2	86400	-	593,559.4
5439000	9/16/2019	444	444	0.2732	121.29	239	2.0258%	Fecal	201	CFU/100 mL	200	283.2	86400	596,527	593,559.4
5439000	3/13/2015	440	440	0.2732	120.20	241	2.0427%	Fecal		CFU/100 mL	200	283.2	86400	-	588,212.1
5439000	5/25/1991	436	436	0.2732	119.11	242	2.0512%	Fecal		CFU/100 mL	200	283.2	86400	-	582,864.7
5439000	3/26/1993	436	436	0.2732	119.11	242	2.0512%	Fecal		CFU/100 mL	200	283.2	86400	-	582,864.7
5439000	3/13/2010	436	436	0.2732	119.11	242	2.0512%	Fecal		CFU/100 mL	200	283.2	86400	-	582,864.7
5439000	6/7/2002	434	434	0.2732	118.56	245	2.0766%	Fecal		CFU/100 mL	200	283.2	86400	-	580,191.0
5439000	6/23/2013	434	434	0.2732	118.56	245	2.0766%	Fecal		CFU/100 mL	200	283.2	86400	-	580,191.0
5439000	7/22/2017	434	434	0.2732	118.56	245	2.0766%	Fecal		CFU/100 mL	200	283.2	86400	-	580,191.0
5439000	3/13/1990	433	433	0.2732	118.29	248	2.1021%	Fecal		CFU/100 mL	200	283.2	86400	-	578,854.1
5439000	2/8/2009	433	433	0.2732	118.29	248	2.1021%	Fecal		CFU/100 mL	200	283.2	86400	-	578,854.1
5439000	5/10/2019	432	432	0.2732	118.01	250	2.1190%	Fecal		CFU/100 mL	200	283.2	86400	-	577,517.3
5439000	6/20/2014	431	431	0.2732	117.74	251	2.1275%	Fecal		CFU/100 mL	200	283.2	86400	-	576,180.5
5439000	5/23/2019	431	431	0.2732	117.74	251	2.1275%	Fecal		CFU/100 mL	200	283.2	86400	-	576,180.5

Gage ID	Date	Discharge (CFS)	Gage Discharge (less Surrogate NPDES) (CFS)	Watershed Area Ratio	Calculated flow (CFS)	Rank	Flow Exceedance %	Parameter	Results	Units (mg or micro_gram	Limit/Standard	100mL/CF	sec/day	Actual Load (million colonies/day)	Allowable Load (million colonies/day)
5439000	5/15/2004	428	428	0.2732	116.92	253	2.1444%	Fecal		CFU/100 mL	200	283.2	86400	-	572,169.9
5439000	4/20/1993	427	427	0.2732	116.65	254	2.1529%	Fecal		CFU/100 mL	200	283.2	86400	-	570,833.1
5439000	8/21/2007	426	426	0.2732	116.37	255	2.1614%	Fecal		CFU/100 mL	200	283.2	86400	-	569,496.2
5439000	3/13/2008	426	426	0.2732	116.37	255	2.1614%	Fecal		CFU/100 mL	200	283.2	86400	-	569,496.2
5439000	5/26/2011	426	426	0.2732	116.37	255	2.1614%	Fecal		CFU/100 mL	200	283.2	86400	-	569,496.2
5439000	11/27/2015	426	426	0.2732	116.37	255	2.1614%	Fecal		CFU/100 mL	200	283.2	86400	-	569,496.2
5439000	1/25/1999	424	424	0.2732	115.83	259	2.1953%	Fecal		CFU/100 mL	200	283.2	86400	-	566,822.5
5439000	1/25/2010	422	422	0.2732	115.28	260	2.2038%	Fecal		CFU/100 mL	200	283.2	86400	-	564,148.8
5439000	5/25/1995	421	421	0.2732	115.01	261	2.2122%	Fecal		CFU/100 mL	200	283.2	86400	-	562,812.0
5439000	4/9/1993	420	420	0.2732	114.73	262	2.2207%	Fecal		CFU/100 mL	200	283.2	86400	-	561,475.2
5439000	5/24/2004	420	420	0.2732	114.73	262	2.2207%	Fecal		CFU/100 mL	200	283.2	86400	-	561,475.2
5439000	6/22/2014	420	420	0.2732	114.73	262	2.2207%	Fecal		CFU/100 mL	200	283.2	86400	-	561,475.2
5439000	3/11/2007	419	419	0.2732	114.46	265	2.2461%	Fecal		CFU/100 mL	200	283.2	86400	-	560,138.3
5439000	3/31/2009	419	419	0.2732	114.46	265	2.2461%	Fecal		CFU/100 mL	200	283.2	86400	-	560,138.3
5439000	6/25/2013	419	419	0.2732	114.46	265	2.2461%	Fecal		CFU/100 mL	200	283.2	86400	-	560,138.3
5439000	3/14/1990	418	418	0.2732	114.19	268	2.2716%	Fecal		CFU/100 mL	200	283.2	86400	-	558,801.5
5439000	5/10/1990	418	418	0.2732	114.19	268	2.2716%	Fecal		CFU/100 mL	200	283.2	86400	-	558,801.5
5439000	7/29/1996	418	418	0.2732	114.19	268	2.2716%	Fecal		CFU/100 mL	200	283.2	86400	-	558,801.5
5439000	6/8/2009	418	418	0.2732	114.19	268	2.2716%	Fecal		CFU/100 mL	200	283.2	86400	-	558,801.5
5439000	10/15/2017	418	418	0.2732	114.19	268	2.2716%	Fecal		CFU/100 mL	200	283.2	86400	-	558,801.5
5439000	3/8/2021	418	418	0.2732	114.19	268	2.2716%	Fecal		CFU/100 mL	200	283.2	86400	-	558,801.5
5439000	6/14/2015	417	417	0.2732	113.91	274	2.3224%	Fecal		CFU/100 mL	200	283.2	86400	-	557,464.6
5439000	5/28/1991	416	416	0.2732	113.64	275	2.3309%	Fecal		CFU/100 mL	200	283.2	86400	-	556,127.8
5439000	8/29/2007	415	415	0.2732	113.37	276	2.3394%	Fecal		CFU/100 mL	200	283.2	86400	-	554,790.9
5439000	6/12/1998	413	413	0.2732	112.82	277	2.3479%	Fecal		CFU/100 mL	200	283.2	86400	-	552,117.2
5439000	4/1/2017	412	412	0.2732	112.55	278	2.3563%	Fecal		CFU/100 mL	200	283.2	86400	-	550,780.4
5439000	11/11/1995	411	411	0.2732	112.28	279	2.3648%	Fecal		CFU/100 mL	200	283.2	86400	-	549,443.5
5439000	10/18/1998	411	411	0.2732	112.28	279	2.3648%	Fecal		CFU/100 mL	200	283.2	86400	-	549,443.5
5439000	5/11/2008	411	411	0.2732	112.28	279	2.3648%	Fecal		CFU/100 mL	200	283.2	86400	-	549,443.5
5439000	3/10/2010	410	410	0.2732	112.00	282	2.3902%	Fecal		CFU/100 mL	200	283.2	86400	-	548,106.7
5439000	3/6/1993	408	408	0.2732	111.46	283	2.3987%	Fecal		CFU/100 mL	200	283.2	86400	-	545,433.0
5439000	3/31/1993	408	408	0.2732	111.46	283	2.3987%	Fecal		CFU/100 mL	200	283.2	86400	-	545,433.0
5439000	6/26/2013	408	408	0.2732	111.46	283	2.3987%	Fecal		CFU/100 mL	200	283.2	86400	-	545,433.0
5439000	3/27/1991	407	407	0.2732	111.18	286	2.4241%	Fecal		CFU/100 mL	200	283.2	86400	-	544,096.2
5439000	11/7/1994	407	407	0.2732	111.18	286	2.4241%	Fecal		CFU/100 mL	200	283.2	86400	-	544,096.2
5439000	5/5/2015	407	407	0.2732	111.18	286	2.4241%	Fecal		CFU/100 mL	200	283.2	86400	-	544,096.2
5439000	6/3/1996	406	406	0.2732	110.91	289	2.4496%	Fecal		CFU/100 mL	200	283.2	86400	-	542,759.3
5439000	6/7/1996	406	406	0.2732	110.91	289	2.4496%	Fecal		CFU/100 mL	200	283.2	86400	-	542,759.3
5439000	7/20/1993	405	405	0.2732	110.64	291	2.4665%	Fecal		CFU/100 mL	200	283.2	86400	-	541,422.5
5439000	6/3/1995	404	404	0.2732	110.36	292	2.4750%	Fecal		CFU/100 mL	200	283.2	86400	-	540,085.6
5439000	7/22/1996	404	404	0.2732	110.36	292	2.4750%	Fecal		CFU/100 mL	200	283.2	86400	-	540,085.6
5439000	4/15/1991	403	403	0.2732	110.09	294	2.4919%	Fecal		CFU/100 mL	200	283.2	86400	-	538,748.8
5439000	3/25/2009	403	403	0.2732	110.09	294	2.4919%	Fecal		CFU/100 mL	200	283.2	86400	-	538,748.8
5439000	12/30/2015	402	402	0.2732	109.82	296	2.5089%	Fecal		CFU/100 mL	200	283.2	86400	-	537,411.9
5439000	12/24/2015	401	401	0.2732	109.54	297	2.5174%	Fecal		CFU/100 mL	200	283.2	86400	-	536,075.1
5439000	7/18/1993	400	400	0.2732	109.27	298	2.5259%	Fecal		CFU/100 mL	200	283.2	86400	-	534,738.2
5439000	2/24/2000	400	400	0.2732	109.27	298	2.5259%	Fecal		CFU/100 mL	200	283.2	86400	-	534,738.2
5439000	4/21/2000	400	400	0.2732	109.27	298	2.5259%	Fecal		CFU/100 mL	200	283.2	86400	-	534,738.2
5439000	1/8/2008	400	400	0.2732	109.27	298	2.5259%	Fecal		CFU/100 mL	200	283.2	86400	-	534,738.2
5439000	2/18/2011	400	400	0.2732	109.27	298	2.5259%	Fecal		CFU/100 mL	200	283.2	86400	-	534,738.2
5439000	6/22/2013	400	400	0.2732	109.27	298	2.5259%	Fecal		CFU/100 mL	200	283.2	86400	-	534,738.2
5439000	2/10/2009	397	397	0.2732	108.45	304	2.5767%	Fecal		CFU/100 mL	200	283.2	86400	-	530,727.7
5439000	12/16/2015	397	397	0.2732	108.45	304	2.5767%	Fecal		CFU/100 mL	200	283.2	86400	-	530,727.7
5439000	3/5/1993	396	396	0.2732	108.18	306	2.5937%	Fecal		CFU/100 mL	200	283.2	86400	-	529,390.9
5439000	4/3/1993	396	396	0.2732	108.18	306	2.5937%	Fecal		CFU/100 mL	200	283.2	86400	-	529,390.9
5439000	7/23/2017	395	395	0.2732	107.90	308	2.6106%	Fecal		CFU/100 mL	200	283.2	86400	-	528,054.0
5439000	3/11/2021	395	395	0.2732	107.90	308	2.6106%	Fecal		CFU/100 mL	200	283.2	86400	-	528,054.0
5439000	4/17/1998	394	394	0.2732	107.63	310	2.6276%	Fecal		CFU/100 mL	200	283.2	86400	-	526,717.2
5439000	3/6/1994	392	392	0.2732	107.09	311	2.6360%	Fecal		CFU/100 mL	200	283.2	86400	-	524,043.5
5439000	7/3/2014	392	392	0.2732	107.09	311	2.6360%	Fecal		CFU/100 mL	200	283.2	86400	-	524,043.5
5439000	12/23/2007	391	391	0.2732	106.81	313	2.6530%	Fecal		CFU/100 mL	200	283.2	86400	-	522,706.6
5439000	5/10/1995	390	390	0.2732	106.54	314	2.6615%	Fecal		CFU/100 mL	200	283.2	86400	-	521,369.8
5439000	5/9/2003	390	390	0.2732	106.54	314	2.6615%	Fecal		CFU/100 mL	200	283.2	86400	-	521,369.8
5439000	3/15/1990	389	389	0.2732	106.27	316	2.6784%	Fecal		CFU/100 mL	200	283.2	86400	-	520,032.9
5439000	1/22/1999	389	389	0.2732	106.27	316	2.6784%	Fecal		CFU/100 mL	200	283.2	86400	-	520,032.9
5439000	11/1/2009	388	388	0.2732	105.99	318	2.6954%	Fecal		CFU/100 mL	200	283.2	86400	-	518,696.1
5439000	3/14/2010	388	388	0.2732	105.99	318	2.6954%	Fecal		CFU/100 mL	200	283.2	86400	-	518,696.1
5439000	2/7/2019	388	388	0.2732	105.99	318	2.6954%	Fecal		CFU/100 mL	200	283.2	86400	-	518,696.1
5439000	2/12/2009	387	387	0.2732	105.72	321	2.7208%	Fecal		CFU/100 mL	200	283.2	86400	-	517,359.2
5439000	9/28/2019	387	387	0.2732	105.72	321	2.7208%	Fecal		CFU/100 mL	200	283.2	86400	-	517,359.2
5439000	4/18/1993	386	386	0.2732	105.45	323	2.7378%	Fecal		CFU/100 mL	200	283.2	86400	-	516,022.4
5439000	5/12/1999	386	386	0.2732	105.45	323	2.7378%	Fecal		CFU/100 mL	200	283.2	86400	-	516,022.4
5439000	3/22/2007	386	386	0.2732	105.45	323	2.7378%	Fecal		CFU/100 mL	200	283.2	86400	-	516,022.4
5439000	4/10/2008	386	386	0.2732	105.45	323	2.7378%	Fecal		CFU/100 mL	200	283.2	86400	-	516,022.4
5439000	5/6/2015	385	385	0.2732	105.17	327	2.7717%	Fecal		CFU/100 mL	200	283.2	86400	-	514,685.6
5439000	6/1/2011	383	383	0.2732	104.63	328	2.7801%	Fecal		CFU/100 mL	200	283.2	86400	-	512,011.9
5439000	6/19/1996	382	382	0.2732	104.35	329	2.7886%	Fecal		CFU/100 mL	200	283.2	86400	-	510,675.0
5439000	6/24/2013	382	382	0.2732	104.35	329	2.7886%	Fecal		CFU/100 mL	200	283.2	86400	-	510,675.0
5439000	3/19/1991	379	379	0.2732	103.53	331	2.8056%	Fecal		CFU/100 mL	200	283.2	86400	-	506,664.5
5439000	8/9/2007	379	379	0.2732	103.53	331	2.8056%	Fecal		CFU/100 mL	200	283.2	86400	-	506,664.5
5439000	2/24/1997	378	378	0.2732	103.26	333	2.8225%	Fecal		CFU/100 mL	200	283.2	86400	-	505,327.6
5439000	1/7/2008	377	377	0.2732	102.99	334	2.8310%	Fecal		CFU/100 mL	200	283.2	86400	-	503,990.8
5439000	1/9/2008	377	377	0.2732	102.99	334	2.8310%	Fecal		CFU/100 mL	200	283.2	86400	-	503,990.8
5439000	6/12/2018	377	377	0.2732	102.99	334	2.8310%	Fecal		CFU/100 mL	200	283.2	86400	-	503,990.8
5439000	9/27/1993	376	376	0.2732	102.71	337	2.8564%	Fecal		CFU/100 mL	200	283.2	86400	-	502,653.9
5439000	6/1/1996	375	375	0.2732	102.44	338	2.8649%	Fecal		CFU/100 mL	200	283.2	86400	-	501,317.1
5439000	11/29/1990	374	374	0.2732	102.17	339	2.8734%	Fecal		CFU/100 mL	200	283.2	86400	-	499,980.3
5439000	5/16/2016	374	374	0.2732	102.17	339	2.8734%	Fecal		CFU/100 mL	200	283.2	86400	-	499,980.3
5439000	3/28/1991	373	373	0.2732	101.90	341	2.8903%	Fecal		CFU/100 mL	200	283.2	86400	-	498,643.4
5439000	12/17/1992	372	372	0.2732	101.62	342	2.8988%	Fecal		CFU/100 mL	200	283.2	86400	-	497,306.6
5439000	2/27/2001	372	372	0.2732	101.62	342	2.8988%	Fecal		CFU/100 mL	200	283.2	86400	-	497,306.6
5439000	4/20/2011	372	372	0.2732	101.62	342	2.8988%	Fecal		CFU/100 mL	200	283.2	86400	-	497,306.6
5439000	6/21/2014	372	372	0.2732	101.62	342	2.8988%	Fecal		CFU/100 mL	200	283.2	86400	-	497,306.6
5439000	5/20/2020	372	372	0.2732	101.62	342	2.8988%	Fecal		CFU/100 mL	200	283.2	86400	-	497,306.6
5439000	4/20/2000	371	371	0.2732	101.35	347	2.9412%	Fecal		CFU/100 mL	200	283.2	86400	-	495,969.7
5439000	7/21/2007	371	371	0.2732	101.35	347	2.9412%	Fecal		CFU/100 mL	200	283.2	86400	-	495,969.7
5439000	2/11/2009	370	370	0.2732	101.08	349	2.9581%	Fecal		CFU/100 mL	200	283.2	86400	-	494,632.9
5439000	5/14/2004	369	369	0.2732	100.80	350	2.9666%	Fecal		CFU/100 mL	200	283.2	86400	-	493,296.0
5439000	4/22/2013	369	369	0.2732	100.80	350	2.9666%	Fecal		CFU/100 mL	200	283.2	86400	-	493,296.0
5439000	6/27/2013	369	369	0.2732	100.80	350	2.9666%	Fecal		CFU/100 mL	200	283.2	86400	-	493,296.0
5439000	3/30/2009	366	366	0.2732	99.98	353	2.9920%	Fecal		CFU/100 mL	200	283.2	86400	-	489,285.5
5439000	5/1/2009	366	366	0.2732	99.98	353	2.9920%	Fecal		CFU/100 mL	200	283.2	86400	-	489,285.5
5439000	11/19/2015	366	366	0.2732	99.98	353	2.9920%	Fecal		CFU/100 mL	200	283.2	86400	-	489,285.5
5439000	6/1/2019	366	366	0.2732	99.98	353	2.9920%	Fecal		CFU/100 mL	200	283.2	86400	-	489,285.5
5439000	4/21/1998	364	364	0.2732	99.44	357	3.0259%	Fecal		CFU/100 mL	200	283.2	86400	-	486,611.8
5439000	6/12/2011	364	364	0.2732	99.44	357	3.0259%	Fecal		CFU/100 mL	200	283.2	86400	-	486,611.8
5439000	9/24/2019	364	364	0.2732	99.44	357	3.0259%	Fecal		CFU/100 mL	200	283.2	86400	-	486,611.8
5439000	4/1/2008	362	362	0.2732	98.89	360	3.0514%	Fecal		CFU/100 mL	200	283.2	86400	-	483,938.1
5439000	2/6/2019	361	361	0.2732	98.62	361	3.0598%	Fecal		CFU/100 mL	200	283.2	86400	-	482,601.3
5439000	9/22/2019	361	361	0.2732	98.62	361	3.0598%	Fecal		CFU/100 mL	200	283.2	86400	-	482,601.3
5439000	8/8/1996	360	360	0.2732	98.34	363	3.0768%	Fecal		CFU/100 mL	200	283.2	86400	-	481,264.4
5439000	5/14/2002	360	360	0.2732	98.34	363	3.0768%	Fecal		CFU/100 mL	200	283.2	86400	-	481,264.4
5439000	9/19/2008	359	359	0.2732	98.07	365	3.0937%	Fecal		CFU/100 mL	200	283.2	86400	-	479,927.6
5439000	7/1/2013	359	359	0.2732	98.07	365	3.0937%	Fecal		CFU/100 mL	200	283.2	86400	-	479,927.6
5439000	6/15/1999	358	358	0.2732	97.80	367	3.1107%	Fecal		CFU/100 mL	200	283.2	86400	-	478,590.7
5439000	4/13/2008	358	358	0.2732	97.80	367	3.1107%	Fecal		CFU/100 mL	200	283.2	86400	-	478,590.7
5439000	3/17/2014	358	358	0.2732	97.80	367	3.1107%	Fecal		CFU/100 mL	200	283.2	86400	-	478,590.7
5439000	2/22/1994	357	357	0.2732	97.52	370	3.1361%	Fecal		CFU/100 mL	200	283.2	86400	-	477,253.9
5439000	3/14/2008	357	357	0.2732	97.52	370	3.1361%	Fecal		CFU/100 mL	200	283.2	86400	-	477,253.9
5439000	3/7/1993	356	356	0.2732	97.25	372	3.1531%	Fecal		CFU/100 mL	200	283.2	86400	-	475,917.0
5439000	1/15/1995	356	356	0.2732	97.25	372	3.1531%	Fecal		CFU/100 mL	200	283.2	86400	-	475,917.0
5439000	5/29/1995	356	356	0.2732	97.25	372	3.1531%	Fecal		CFU/100 mL	200	283.2	86400	-	475,917.0
5439000	3/3/2007	355	355	0.2732	96.98	375	3.1785%	Fecal		CFU/100 mL	200	283.2	86400	-	474,580.2
5439000	4/27/2007	355	355	0.2732	96.98	375	3.1785%	Fecal		CFU/100 mL	200	283.2	86400	-	474,580.2
5439000	1/1/2009	355	355	0.2732	96.98	375	3.1785%	Fecal		CFU/100 mL	200	283.2	86400	-	474,580.2
5439000	3/12/2009	355	355	0.2732	96.98	375	3.1785%	Fecal		CFU/100 mL	200	283.2	86400	-	474,580.2

Gage ID	Date	Discharge (CFS)	Gage Discharge (less Surrogate NPDES) (CFS)	Watershed Area Ratio	Calculated flow (CFS)	Rank	Flow Exceedance %	Parameter	Results	Units (mg or micro_gram	Limit/Standard	100mL/CF	sec/day	Actual Load (million colonies/day)	Allowable Load (million colonies/day)
5439000	12/28/2009	355	355	0.2732	96.98	375	3.1785%	Fecal		CFU/100 mL	200	283.2	86400	-	474,580.2
5439000	2/5/2019	355	355	0.2732	96.98	375	3.1785%	Fecal		CFU/100 mL	200	283.2	86400	-	474,580.2
5439000	11/28/2015	354	354	0.2732	96.70	381	3.2294%	Fecal		CFU/100 mL	200	283.2	86400	-	473,243.3
5439000	5/5/2019	354	354	0.2732	96.70	381	3.2294%	Fecal		CFU/100 mL	200	283.2	86400	-	473,243.3
5439000	10/29/2019	354	354	0.2732	96.70	381	3.2294%	Fecal		CFU/100 mL	200	283.2	86400	-	473,243.3
5439000	6/19/1993	353	353	0.2732	96.43	384	3.2548%	Fecal		CFU/100 mL	200	283.2	86400	-	471,906.5
5439000	7/10/2007	352	352	0.2732	96.16	385	3.2633%	Fecal		CFU/100 mL	200	283.2	86400	-	470,569.7
5439000	2/28/2009	352	352	0.2732	96.16	385	3.2633%	Fecal		CFU/100 mL	200	283.2	86400	-	470,569.7
5439000	6/9/2009	352	352	0.2732	96.16	385	3.2633%	Fecal		CFU/100 mL	200	283.2	86400	-	470,569.7
5439000	3/27/1993	351	351	0.2732	95.89	388	3.2887%	Fecal		CFU/100 mL	200	283.2	86400	-	469,232.8
5439000	4/21/1993	351	351	0.2732	95.89	388	3.2887%	Fecal		CFU/100 mL	200	283.2	86400	-	469,232.8
5439000	5/27/2011	351	351	0.2732	95.89	388	3.2887%	Fecal		CFU/100 mL	200	283.2	86400	-	469,232.8
5439000	3/14/2013	351	351	0.2732	95.89	388	3.2887%	Fecal		CFU/100 mL	200	283.2	86400	-	469,232.8
5439000	6/21/2015	351	351	0.2732	95.89	388	3.2887%	Fecal		CFU/100 mL	200	283.2	86400	-	469,232.8
5439000	3/31/2020	351	351	0.2732	95.89	388	3.2887%	Fecal		CFU/100 mL	200	283.2	86400	-	469,232.8
5439000	5/7/1998	350	350	0.2732	95.61	394	3.3395%	Fecal		CFU/100 mL	200	283.2	86400	-	467,896.0
5439000	2/19/2011	350	350	0.2732	95.61	394	3.3395%	Fecal		CFU/100 mL	200	283.2	86400	-	467,896.0
5439000	3/16/2019	350	350	0.2732	95.61	394	3.3395%	Fecal		CFU/100 mL	200	283.2	86400	-	467,896.0
5439000	3/30/2017	349	349	0.2732	95.34	397	3.3650%	Fecal		CFU/100 mL	200	283.2	86400	-	466,559.1
5439000	3/5/2011	348	348	0.2732	95.07	398	3.3735%	Fecal		CFU/100 mL	200	283.2	86400	-	465,222.3
5439000	4/12/1995	347	347	0.2732	94.79	399	3.3819%	Fecal		CFU/100 mL	200	283.2	86400	-	463,885.4
5439000	2/9/2009	346	346	0.2732	94.52	400	3.3904%	Fecal		CFU/100 mL	200	283.2	86400	-	462,548.6
5439000	2/25/2000	345	345	0.2732	94.25	401	3.3989%	Fecal		CFU/100 mL	200	283.2	86400	-	461,211.7
5439000	6/16/2000	345	345	0.2732	94.25	401	3.3989%	Fecal		CFU/100 mL	200	283.2	86400	-	461,211.7
5439000	5/19/2019	345	345	0.2732	94.25	401	3.3989%	Fecal		CFU/100 mL	200	283.2	86400	-	461,211.7
5439000	4/16/1991	344	344	0.2732	93.97	404	3.4243%	Fecal		CFU/100 mL	200	283.2	86400	-	459,874.9
5439000	11/23/1992	344	344	0.2732	93.97	404	3.4243%	Fecal		CFU/100 mL	200	283.2	86400	-	459,874.9
5439000	3/10/2020	344	344	0.2732	93.97	404	3.4243%	Fecal		CFU/100 mL	200	283.2	86400	-	459,874.9
5439000	4/4/1993	343	343	0.2732	93.70	407	3.4497%	Fecal		CFU/100 mL	200	283.2	86400	-	458,538.0
5439000	7/24/2010	342	342	0.2732	93.43	408	3.4582%	Fecal		CFU/100 mL	200	283.2	86400	-	457,201.2
5439000	6/30/2021	342	342	0.2732	93.43	408	3.4582%	Fecal		CFU/100 mL	200	283.2	86400	-	457,201.2
5439000	4/9/2002	341	341	0.2732	93.15	410	3.4752%	Fecal		CFU/100 mL	200	283.2	86400	-	455,864.3
5439000	8/30/2007	341	341	0.2732	93.15	410	3.4752%	Fecal		CFU/100 mL	200	283.2	86400	-	455,864.3
5439000	5/12/2017	341	341	0.2732	93.15	410	3.4752%	Fecal		CFU/100 mL	200	283.2	86400	-	455,864.3
5439000	4/24/2013	340	340	0.2732	92.88	413	3.5006%	Fecal		CFU/100 mL	200	283.2	86400	-	454,527.5
5439000	6/20/2015	340	340	0.2732	92.88	413	3.5006%	Fecal		CFU/100 mL	200	283.2	86400	-	454,527.5
5439000	10/5/2019	340	340	0.2732	92.88	413	3.5006%	Fecal		CFU/100 mL	200	283.2	86400	-	454,527.5
5439000	6/3/2004	338	338	0.2732	92.33	416	3.5260%	Fecal		CFU/100 mL	200	283.2	86400	-	451,853.8
5439000	4/19/1993	337	337	0.2732	92.06	417	3.5345%	Fecal		CFU/100 mL	200	283.2	86400	-	450,517.0
5439000	3/12/2007	336	336	0.2732	91.79	418	3.5430%	Fecal		CFU/100 mL	200	283.2	86400	-	449,180.1
5439000	2/8/2019	336	336	0.2732	91.79	418	3.5430%	Fecal		CFU/100 mL	200	283.2	86400	-	449,180.1
5439000	5/9/1995	335	335	0.2732	91.51	420	3.5599%	Fecal		CFU/100 mL	200	283.2	86400	-	447,843.3
5439000	5/28/2019	335	335	0.2732	91.51	420	3.5599%	Fecal		CFU/100 mL	200	283.2	86400	-	447,843.3
5439000	3/12/2008	334	334	0.2732	91.24	422	3.5769%	Fecal		CFU/100 mL	200	283.2	86400	-	446,506.4
5439000	4/5/2017	334	334	0.2732	91.24	422	3.5769%	Fecal		CFU/100 mL	200	283.2	86400	-	446,506.4
5439000	5/11/1990	333	333	0.2732	90.97	424	3.5938%	Fecal		CFU/100 mL	200	283.2	86400	-	445,169.6
5439000	5/10/1998	333	333	0.2732	90.97	424	3.5938%	Fecal		CFU/100 mL	200	283.2	86400	-	445,169.6
5439000	5/10/2003	333	333	0.2732	90.97	424	3.5938%	Fecal		CFU/100 mL	200	283.2	86400	-	445,169.6
5439000	10/1/2019	333	333	0.2732	90.97	424	3.5938%	Fecal		CFU/100 mL	200	283.2	86400	-	445,169.6
5439000	2/23/2018	332	332	0.2732	90.69	428	3.6277%	Fecal		CFU/100 mL	200	283.2	86400	-	443,832.7
5439000	4/28/1999	331	331	0.2732	90.42	429	3.6362%	Fecal		CFU/100 mL	200	283.2	86400	-	442,495.9
5439000	3/23/2007	331	331	0.2732	90.42	429	3.6362%	Fecal		CFU/100 mL	200	283.2	86400	-	442,495.9
5439000	11/26/1992	329	329	0.2732	89.88	431	3.6532%	Fecal		CFU/100 mL	200	283.2	86400	-	439,822.2
5439000	3/11/2019	329	329	0.2732	89.88	431	3.6532%	Fecal		CFU/100 mL	200	283.2	86400	-	439,822.2
5439000	4/9/2008	328	328	0.2732	89.60	433	3.6701%	Fecal		CFU/100 mL	200	283.2	86400	-	438,485.4
5439000	1/1/2019	328	328	0.2732	89.60	433	3.6701%	Fecal		CFU/100 mL	200	283.2	86400	-	438,485.4
5439000	8/22/2007	327	327	0.2732	89.33	435	3.6871%	Fecal		CFU/100 mL	200	283.2	86400	-	437,148.5
5439000	4/7/2017	326	326	0.2732	89.06	436	3.6955%	Fecal		CFU/100 mL	200	283.2	86400	-	435,811.7
5439000	1/24/2010	322	322	0.2732	87.96	437	3.7040%	Fecal		CFU/100 mL	200	283.2	86400	-	430,464.3
5439000	4/16/1999	321	321	0.2732	87.69	438	3.7125%	Fecal		CFU/100 mL	200	283.2	86400	-	429,127.4
5439000	5/14/1999	321	321	0.2732	87.69	438	3.7125%	Fecal		CFU/100 mL	200	283.2	86400	-	429,127.4
5439000	3/19/2014	321	321	0.2732	87.69	438	3.7125%	Fecal		CFU/100 mL	200	283.2	86400	-	429,127.4
5439000	5/24/2019	321	321	0.2732	87.69	438	3.7125%	Fecal		CFU/100 mL	200	283.2	86400	-	429,127.4
5439000	12/16/1992	320	320	0.2732	87.42	442	3.7464%	Fecal		CFU/100 mL	200	283.2	86400	-	427,790.6
5439000	2/20/2011	320	320	0.2732	87.42	442	3.7464%	Fecal		CFU/100 mL	200	283.2	86400	-	427,790.6
5439000	5/27/1996	319	319	0.2732	87.14	444	3.7633%	Fecal		CFU/100 mL	200	283.2	86400	-	426,453.7
5439000	3/19/1998	319	319	0.2732	87.14	444	3.7633%	Fecal		CFU/100 mL	200	283.2	86400	-	426,453.7
5439000	4/26/2007	319	319	0.2732	87.14	444	3.7633%	Fecal		CFU/100 mL	200	283.2	86400	-	426,453.7
5439000	3/5/2008	319	319	0.2732	87.14	444	3.7633%	Fecal		CFU/100 mL	200	283.2	86400	-	426,453.7
5439000	5/2/2016	319	319	0.2732	87.14	444	3.7633%	Fecal		CFU/100 mL	200	283.2	86400	-	426,453.7
5439000	6/21/1993	318	318	0.2732	86.87	449	3.8057%	Fecal		CFU/100 mL	200	283.2	86400	-	425,116.9
5439000	4/27/1995	318	318	0.2732	86.87	449	3.8057%	Fecal		CFU/100 mL	200	283.2	86400	-	425,116.9
5439000	3/5/2004	316	316	0.2732	86.32	451	3.8227%	Fecal		CFU/100 mL	200	283.2	86400	-	422,443.2
5439000	6/17/1996	315	315	0.2732	86.05	452	3.8312%	Fecal		CFU/100 mL	200	283.2	86400	-	421,106.4
5439000	4/22/1998	315	315	0.2732	86.05	452	3.8312%	Fecal		CFU/100 mL	200	283.2	86400	-	421,106.4
5439000	4/20/2009	315	315	0.2732	86.05	452	3.8312%	Fecal		CFU/100 mL	200	283.2	86400	-	421,106.4
5439000	12/4/2018	315	315	0.2732	86.05	452	3.8312%	Fecal		CFU/100 mL	200	283.2	86400	-	421,106.4
5439000	6/11/1993	314	314	0.2732	85.78	456	3.8651%	Fecal		CFU/100 mL	200	283.2	86400	-	419,769.5
5439000	5/25/1996	314	314	0.2732	85.78	456	3.8651%	Fecal		CFU/100 mL	200	283.2	86400	-	419,769.5
5439000	3/24/2007	314	314	0.2732	85.78	456	3.8651%	Fecal		CFU/100 mL	200	283.2	86400	-	419,769.5
5439000	5/4/2017	314	314	0.2732	85.78	456	3.8651%	Fecal		CFU/100 mL	200	283.2	86400	-	419,769.5
5439000	4/29/2020	314	314	0.2732	85.78	456	3.8651%	Fecal		CFU/100 mL	200	283.2	86400	-	419,769.5
5439000	4/25/1999	313	313	0.2732	85.50	461	3.9074%	Fecal		CFU/100 mL	200	283.2	86400	-	418,432.7
5439000	6/26/2021	313	313	0.2732	85.50	461	3.9074%	Fecal		CFU/100 mL	200	283.2	86400	-	418,432.7
5439000	5/26/1996	312	312	0.2732	85.23	463	3.9244%	Fecal		CFU/100 mL	200	283.2	86400	-	417,095.8
5439000	6/4/1996	312	312	0.2732	85.23	463	3.9244%	Fecal		CFU/100 mL	200	283.2	86400	-	417,095.8
5439000	4/30/2009	312	312	0.2732	85.23	463	3.9244%	Fecal		CFU/100 mL	200	283.2	86400	-	417,095.8
5439000	2/21/2011	312	312	0.2732	85.23	463	3.9244%	Fecal		CFU/100 mL	200	283.2	86400	-	417,095.8
5439000	7/23/1996	311	311	0.2732	84.96	467	3.9583%	Fecal		CFU/100 mL	200	283.2	86400	-	415,759.0
5439000	2/12/2001	311	311	0.2732	84.96	467	3.9583%	Fecal		CFU/100 mL	200	283.2	86400	-	415,759.0
5439000	3/9/2002	311	311	0.2732	84.96	467	3.9583%	Fecal		CFU/100 mL	200	283.2	86400	-	415,759.0
5439000	6/1/1991	310	310	0.2732	84.68	470	3.9837%	Fecal		CFU/100 mL	200	283.2	86400	-	414,422.1
5439000	5/11/1995	310	310	0.2732	84.68	470	3.9837%	Fecal		CFU/100 mL	200	283.2	86400	-	414,422.1
5439000	4/2/2009	310	310	0.2732	84.68	470	3.9837%	Fecal		CFU/100 mL	200	283.2	86400	-	414,422.1
5439000	4/8/1993	309	309	0.2732	84.41	473	4.0092%	Fecal		CFU/100 mL	200	283.2	86400	-	413,085.3
5439000	4/17/1999	309	309	0.2732	84.41	473	4.0092%	Fecal		CFU/100 mL	200	283.2	86400	-	413,085.3
5439000	6/8/2002	309	309	0.2732	84.41	473	4.0092%	Fecal		CFU/100 mL	200	283.2	86400	-	413,085.3
5439000	5/16/2009	309	309	0.2732	84.41	473	4.0092%	Fecal		CFU/100 mL	200	283.2	86400	-	413,085.3
5439000	5/16/2011	309	309	0.2732	84.41	473	4.0092%	Fecal		CFU/100 mL	200	283.2	86400	-	413,085.3
5439000	4/23/2013	309	309	0.2732	84.41	473	4.0092%	Fecal		CFU/100 mL	200	283.2	86400	-	413,085.3
5439000	4/10/1993	308	308	0.2732	84.14	479	4.0600%	Fecal		CFU/100 mL	200	283.2	86400	-	411,748.4
5439000	6/25/2000	308	308	0.2732	84.14	479	4.0600%	Fecal		CFU/100 mL	200	283.2	86400	-	411,748.4
5439000	6/4/2008	308	308	0.2732	84.14	479	4.0600%	Fecal		CFU/100 mL	200	283.2	86400	-	411,748.4
5439000	6/8/1996	307	307	0.2732	83.87	482	4.0854%	Fecal		CFU/100 mL	200	283.2	86400	-	410,411.6
5439000	6/1/2000	307	307	0.2732	83.87	482	4.0854%	Fecal		CFU/100 mL	200	283.2	86400	-	410,411.6
5439000	5/25/2004	307	307	0.2732	83.87	482	4.0854%	Fecal		CFU/100 mL	200	283.2	86400	-	410,411.6
5439000	11/10/2011	307	307	0.2732	83.87	482	4.0854%	Fecal		CFU/100 mL	200	283.2	86400	-	410,411.6
5439000	3/3/1997	306	306	0.2732	83.59	486	4.1193%	Fecal		CFU/100 mL	200	283.2	86400	-	409,074.8
5439000	10/6/2019	306	306	0.2732	83.59	486	4.1193%	Fecal		CFU/100 mL	200	283.2	86400	-	409,074.8
5439000	3/16/1990	305	305	0.2732	83.32	488	4.1363%	Fecal		CFU/100 mL	200	283.2	86400	-	407,737.9
5439000	3/2/2018	305	305	0.2732	83.32	488	4.1363%	Fecal		CFU/100 mL	200	283.2	86400	-	407,737.9
5439000	3/18/1998	303	303	0.2732	82.77	490	4.1532%	Fecal		CFU/100 mL	200	283.2	86400	-	405,064.2
5439000	5/13/2008	303	303	0.2732	82.77	490	4.1532%	Fecal		CFU/100 mL	200	283.2	86400	-	405,064.2
5439000	6/27/1994	302	302	0.2732	82.50	492	4.1702%	Fecal		CFU/100 mL	200	283.2	86400	-	403,727.4
5439000	3/16/2001	302	302	0.2732	82.50	492	4.1702%	Fecal		CFU/100 mL	200	283.2	86400	-	403,727.4
5439000	5/11/2019	301	301	0.2732	82.23	494	4.1872%	Fecal		CFU/100 mL	200	283.2	86400	-	402,390.5
5439000	11/13/1992	300	300	0.2732	81.95	495	4.1956%	Fecal		CFU/100 mL	200	283.2	86400	-	401,053.7
5439000	12/16/2011	300	300	0.2732	81.95	495	4.1956%	Fecal		CFU/100 mL	200	283.2	86400	-	401,053.7
5439000	6/11/1998	299	299	0.2732	81.68	497	4.2126%	Fecal		CFU/100 mL	200	283.2	86400	-	399,716.8
5439000	4/22/1999	299	299	0.2732	81.68	497	4.2126%	Fecal		CFU/100 mL	200	283.2	86400	-	399,716.8
5439000	11/9/2011	299	299	0.2732	81.68	497	4.2126%	Fecal		CFU/100 mL	200	283.2	86400	-	399,716.8
5439000	6/12/2004	298	298	0.2732	81.41	500	4.2380%	Fecal		CFU/100 mL	200	283.2	86400	-	398,380.0
5439000	3/13/2007	298	298	0.2732	81.41	500	4.2380%	Fecal		CFU/100 mL	200	283.2	86400	-	398,380.0
5439000	3/26/2009	298	298	0.2732	81.41	500	4.2380%	Fecal		CFU/100 mL	200	283.2	86400	-	398,380.0
5439000	11/21/1992	297	297	0.2732	81.13	503	4.2634%	Fecal		CFU/100 mL	200	283.2	86400	-	397,043.1
5439000	5/26/1995	297	297	0.2732	81.13	503	4.2634%	Fecal		CFU/100 mL	200	283.2	86400	-	397,043.1

Gage ID	Date	Discharge (CFS)	Gage Discharge (less Surrogate NPDES) (CFS)	Watershed Area Ratio	Calculated flow (CFS)	Rank	Flow Exceedance %	Parameter	Results	Units (mg or micro_gram	Limit/Standard	100mL/CF	sec/day	Actual Load (million colonies/day)	Allowable Load (million colonies/day)
5439000	6/3/1999	296	296	0.2732	80.86	505	4.2804%	Fecal		CFU/100 mL	200	283.2	86400	-	395,706.3
5439000	2/17/2008	295	295	0.2732	80.59	506	4.2889%	Fecal		CFU/100 mL	200	283.2	86400	-	394,369.5
5439000	3/1/2018	295	295	0.2732	80.59	506	4.2889%	Fecal		CFU/100 mL	200	283.2	86400	-	394,369.5
5439000	11/2/2019	295	295	0.2732	80.59	506	4.2889%	Fecal		CFU/100 mL	200	283.2	86400	-	394,369.5
5439000	1/6/1993	294	294	0.2732	80.31	509	4.3143%	Fecal		CFU/100 mL	200	283.2	86400	-	393,032.6
5439000	3/15/2010	294	294	0.2732	80.31	509	4.3143%	Fecal		CFU/100 mL	200	283.2	86400	-	393,032.6
5439000	5/18/2019	294	294	0.2732	80.31	509	4.3143%	Fecal		CFU/100 mL	200	283.2	86400	-	393,032.6
5439000	3/7/2021	294	294	0.2732	80.31	509	4.3143%	Fecal		CFU/100 mL	200	283.2	86400	-	393,032.6
5439000	5/17/2002	293	293	0.2732	80.04	513	4.3482%	Fecal		CFU/100 mL	200	283.2	86400	-	391,695.8
5439000	10/2/2019	293	293	0.2732	80.04	513	4.3482%	Fecal		CFU/100 mL	200	283.2	86400	-	391,695.8
5439000	12/23/2015	292	292	0.2732	79.77	515	4.3651%	Fecal		CFU/100 mL	200	283.2	86400	-	390,358.9
5439000	3/28/1993	291	291	0.2732	79.49	516	4.3736%	Fecal		CFU/100 mL	200	283.2	86400	-	389,022.1
5439000	6/30/1993	291	291	0.2732	79.49	516	4.3736%	Fecal		CFU/100 mL	200	283.2	86400	-	389,022.1
5439000	2/12/1998	290	290	0.2732	79.22	518	4.3906%	Fecal		CFU/100 mL	200	283.2	86400	-	387,685.2
5439000	12/30/2019	290	290	0.2732	79.22	518	4.3906%	Fecal		CFU/100 mL	200	283.2	86400	-	387,685.2
5439000	11/22/1992	289	289	0.2732	78.95	520	4.4075%	Fecal		CFU/100 mL	200	283.2	86400	-	386,348.4
5439000	5/13/2003	289	289	0.2732	78.95	520	4.4075%	Fecal		CFU/100 mL	200	283.2	86400	-	386,348.4
5439000	4/1/1998	288	288	0.2732	78.68	522	4.4245%	Fecal		CFU/100 mL	200	283.2	86400	-	385,011.5
5439000	5/29/1991	287	287	0.2732	78.40	523	4.4330%	Fecal		CFU/100 mL	200	283.2	86400	-	383,674.7
5439000	4/9/1998	286	286	0.2732	78.13	524	4.4414%	Fecal		CFU/100 mL	200	283.2	86400	-	382,337.8
5439000	1/28/1999	286	286	0.2732	78.13	524	4.4414%	Fecal		CFU/100 mL	200	283.2	86400	-	382,337.8
5439000	5/2/2009	286	286	0.2732	78.13	524	4.4414%	Fecal		CFU/100 mL	200	283.2	86400	-	382,337.8
5439000	5/16/2010	286	286	0.2732	78.13	524	4.4414%	Fecal		CFU/100 mL	200	283.2	86400	-	382,337.8
5439000	4/2/2017	286	286	0.2732	78.13	524	4.4414%	Fecal		CFU/100 mL	200	283.2	86400	-	382,337.8
5439000	7/27/2017	286	286	0.2732	78.13	524	4.4414%	Fecal		CFU/100 mL	200	283.2	86400	-	382,337.8
5439000	4/5/1993	285	285	0.2732	77.86	530	4.4923%	Fecal		CFU/100 mL	200	283.2	86400	-	381,001.0
5439000	9/28/1993	285	285	0.2732	77.86	530	4.4923%	Fecal		CFU/100 mL	200	283.2	86400	-	381,001.0
5439000	6/2/2011	285	285	0.2732	77.86	530	4.4923%	Fecal		CFU/100 mL	200	283.2	86400	-	381,001.0
5439000	6/23/2014	285	285	0.2732	77.86	530	4.4923%	Fecal		CFU/100 mL	200	283.2	86400	-	381,001.0
5439000	5/16/2018	285	285	0.2732	77.86	530	4.4923%	Fecal		CFU/100 mL	200	283.2	86400	-	381,001.0
5439000	1/11/2020	285	285	0.2732	77.86	530	4.4923%	Fecal		CFU/100 mL	200	283.2	86400	-	381,001.0
5439000	6/22/2015	284	284	0.2732	77.58	536	4.5431%	Fecal		CFU/100 mL	200	283.2	86400	-	379,664.2
5439000	6/16/1993	283	283	0.2732	77.31	537	4.5516%	Fecal		CFU/100 mL	200	283.2	86400	-	378,327.3
5439000	9/15/1993	283	283	0.2732	77.31	537	4.5516%	Fecal		CFU/100 mL	200	283.2	86400	-	378,327.3
5439000	11/30/1991	282	282	0.2732	77.04	539	4.5686%	Fecal		CFU/100 mL	200	283.2	86400	-	376,990.5
5439000	11/8/1994	282	282	0.2732	77.04	539	4.5686%	Fecal		CFU/100 mL	200	283.2	86400	-	376,990.5
5439000	12/24/2007	282	282	0.2732	77.04	539	4.5686%	Fecal		CFU/100 mL	200	283.2	86400	-	376,990.5
5439000	6/24/2010	282	282	0.2732	77.04	539	4.5686%	Fecal		CFU/100 mL	200	283.2	86400	-	376,990.5
5439000	3/10/2013	282	282	0.2732	77.04	539	4.5686%	Fecal		CFU/100 mL	200	283.2	86400	-	376,990.5
5439000	5/17/2019	282	282	0.2732	77.04	539	4.5686%	Fecal		CFU/100 mL	200	283.2	86400	-	376,990.5
5439000	5/22/2019	282	282	0.2732	77.04	539	4.5686%	Fecal		CFU/100 mL	200	283.2	86400	-	376,990.5
5439000	9/17/2019	282	282	0.2732	77.04	539	4.5686%	Fecal		CFU/100 mL	200	283.2	86400	-	376,990.5
5439000	4/25/2013	281	281	0.2732	76.76	547	4.6364%	Fecal		CFU/100 mL	200	283.2	86400	-	375,653.6
5439000	6/24/2018	281	281	0.2732	76.76	547	4.6364%	Fecal		CFU/100 mL	200	283.2	86400	-	375,653.6
5439000	6/25/1996	280	280	0.2732	76.49	549	4.6533%	Fecal		CFU/100 mL	200	283.2	86400	-	374,316.8
5439000	2/12/1999	280	280	0.2732	76.49	549	4.6533%	Fecal		CFU/100 mL	200	283.2	86400	-	374,316.8
5439000	8/31/2007	280	280	0.2732	76.49	549	4.6533%	Fecal		CFU/100 mL	200	283.2	86400	-	374,316.8
5439000	7/4/2014	280	280	0.2732	76.49	549	4.6533%	Fecal		CFU/100 mL	200	283.2	86400	-	374,316.8
5439000	4/16/2017	280	280	0.2732	76.49	549	4.6533%	Fecal		CFU/100 mL	200	283.2	86400	-	374,316.8
5439000	5/21/2020	280	280	0.2732	76.49	549	4.6533%	Fecal		CFU/100 mL	200	283.2	86400	-	374,316.8
5439000	5/16/2004	279	279	0.2732	76.22	555	4.7042%	Fecal		CFU/100 mL	200	283.2	86400	-	372,979.9
5439000	11/24/1992	278	278	0.2732	75.94	556	4.7127%	Fecal		CFU/100 mL	200	283.2	86400	-	371,643.1
5439000	6/20/1996	278	278	0.2732	75.94	556	4.7127%	Fecal		CFU/100 mL	200	283.2	86400	-	371,643.1
5439000	9/20/2008	278	278	0.2732	75.94	556	4.7127%	Fecal		CFU/100 mL	200	283.2	86400	-	371,643.1
5439000	12/17/2015	278	278	0.2732	75.94	556	4.7127%	Fecal		CFU/100 mL	200	283.2	86400	-	371,643.1
5439000	2/25/2018	278	278	0.2732	75.94	556	4.7127%	Fecal		CFU/100 mL	200	283.2	86400	-	371,643.1
5439000	2/25/2019	278	278	0.2732	75.94	556	4.7127%	Fecal		CFU/100 mL	200	283.2	86400	-	371,643.1
5439000	4/22/1993	277	277	0.2732	75.67	562	4.7635%	Fecal		CFU/100 mL	200	283.2	86400	-	370,306.2
5439000	3/18/2014	277	277	0.2732	75.67	562	4.7635%	Fecal		CFU/100 mL	200	283.2	86400	-	370,306.2
5439000	3/20/2014	277	277	0.2732	75.67	562	4.7635%	Fecal		CFU/100 mL	200	283.2	86400	-	370,306.2
5439000	5/31/1991	276	276	0.2732	75.40	565	4.7889%	Fecal		CFU/100 mL	200	283.2	86400	-	368,969.4
5439000	5/17/2016	276	276	0.2732	75.40	565	4.7889%	Fecal		CFU/100 mL	200	283.2	86400	-	368,969.4
5439000	10/30/2019	276	276	0.2732	75.40	565	4.7889%	Fecal		CFU/100 mL	200	283.2	86400	-	368,969.4
5439000	5/6/2019	275	275	0.2732	75.12	568	4.8144%	Fecal		CFU/100 mL	200	283.2	86400	-	367,632.5
5439000	4/18/1998	274	274	0.2732	74.85	569	4.8229%	Fecal		CFU/100 mL	200	283.2	86400	-	366,295.7
5439000	5/15/2002	274	274	0.2732	74.85	569	4.8229%	Fecal		CFU/100 mL	200	283.2	86400	-	366,295.7
5439000	1/26/2010	274	274	0.2732	74.85	569	4.8229%	Fecal		CFU/100 mL	200	283.2	86400	-	366,295.7
5439000	4/27/2011	274	274	0.2732	74.85	569	4.8229%	Fecal		CFU/100 mL	200	283.2	86400	-	366,295.7
5439000	3/20/1991	273	273	0.2732	74.58	573	4.8568%	Fecal		CFU/100 mL	200	283.2	86400	-	364,958.8
5439000	6/19/2014	273	273	0.2732	74.58	573	4.8568%	Fecal		CFU/100 mL	200	283.2	86400	-	364,958.8
5439000	5/12/1990	272	272	0.2732	74.30	575	4.8737%	Fecal		CFU/100 mL	200	283.2	86400	-	363,622.0
5439000	11/2/2009	272	272	0.2732	74.30	575	4.8737%	Fecal		CFU/100 mL	200	283.2	86400	-	363,622.0
5439000	12/1/2015	272	272	0.2732	74.30	575	4.8737%	Fecal		CFU/100 mL	200	283.2	86400	-	363,622.0
5439000	1/24/1993	271	271	0.2732	74.03	578	4.8991%	Fecal		CFU/100 mL	200	283.2	86400	-	362,285.2
5439000	3/1/2007	271	271	0.2732	74.03	578	4.8991%	Fecal		CFU/100 mL	200	283.2	86400	-	362,285.2
5439000	1/10/2008	271	271	0.2732	74.03	578	4.8991%	Fecal		CFU/100 mL	200	283.2	86400	-	362,285.2
5439000	5/1/2003	270	270	0.2732	73.76	581	4.9246%	Fecal		CFU/100 mL	200	283.2	86400	-	360,948.3
5439000	12/31/2015	270	270	0.2732	73.76	581	4.9246%	Fecal		CFU/100 mL	200	283.2	86400	-	360,948.3
5439000	3/8/1993	269	269	0.2732	73.48	583	4.9415%	Fecal		CFU/100 mL	200	283.2	86400	-	359,611.5
5439000	6/13/1998	269	269	0.2732	73.48	583	4.9415%	Fecal		CFU/100 mL	200	283.2	86400	-	359,611.5
5439000	7/3/2000	269	269	0.2732	73.48	583	4.9415%	Fecal		CFU/100 mL	200	283.2	86400	-	359,611.5
5439000	3/13/2009	269	269	0.2732	73.48	583	4.9415%	Fecal		CFU/100 mL	200	283.2	86400	-	359,611.5
5439000	3/6/2011	269	269	0.2732	73.48	583	4.9415%	Fecal		CFU/100 mL	200	283.2	86400	-	359,611.5
5439000	10/23/2009	268	268	0.2732	73.21	588	4.9839%	Fecal		CFU/100 mL	200	283.2	86400	-	358,274.6
5439000	6/13/2011	268	268	0.2732	73.21	588	4.9839%	Fecal		CFU/100 mL	200	283.2	86400	-	358,274.6
5439000	5/7/2015	268	268	0.2732	73.21	588	4.9839%	Fecal		CFU/100 mL	200	283.2	86400	-	358,274.6
5439000	11/30/1990	267	267	0.2732	72.94	591	5.0093%	Fecal		CFU/100 mL	200	283.2	86400	-	356,937.8
5439000	3/2/1991	267	267	0.2732	72.94	591	5.0093%	Fecal		CFU/100 mL	200	283.2	86400	-	356,937.8
5439000	5/16/2002	267	267	0.2732	72.94	591	5.0093%	Fecal		CFU/100 mL	200	283.2	86400	-	356,937.8
5439000	5/20/2004	267	267	0.2732	72.94	591	5.0093%	Fecal		CFU/100 mL	200	283.2	86400	-	356,937.8
5439000	4/14/2008	267	267	0.2732	72.94	591	5.0093%	Fecal		CFU/100 mL	200	283.2	86400	-	356,937.8
5439000	2/24/2018	267	267	0.2732	72.94	591	5.0093%	Fecal		CFU/100 mL	200	283.2	86400	-	356,937.8
5439000	5/1/2020	267	267	0.2732	72.94	591	5.0093%	Fecal		CFU/100 mL	200	283.2	86400	-	356,937.8
5439000	5/27/1995	266	266	0.2732	72.67	598	5.0687%	Fecal		CFU/100 mL	200	283.2	86400	-	355,600.9
5439000	12/29/2009	266	266	0.2732	72.67	598	5.0687%	Fecal		CFU/100 mL	200	283.2	86400	-	355,600.9
5439000	6/29/2013	266	266	0.2732	72.67	598	5.0687%	Fecal		CFU/100 mL	200	283.2	86400	-	355,600.9
5439000	12/2/2015	266	266	0.2732	72.67	598	5.0687%	Fecal		CFU/100 mL	200	283.2	86400	-	355,600.9
5439000	5/14/2020	266	266	0.2732	72.67	598	5.0687%	Fecal		CFU/100 mL	200	283.2	86400	-	355,600.9
5439000	2/25/1997	265	265	0.2732	72.39	603	5.1110%	Fecal		CFU/100 mL	200	283.2	86400	-	354,264.1
5439000	3/6/2004	265	265	0.2732	72.39	603	5.1110%	Fecal		CFU/100 mL	200	283.2	86400	-	354,264.1
5439000	4/21/2011	265	265	0.2732	72.39	603	5.1110%	Fecal		CFU/100 mL	200	283.2	86400	-	354,264.1
5439000	1/26/1999	264	264	0.2732	72.12	606	5.1365%	Fecal		CFU/100 mL	200	283.2	86400	-	352,927.2
5439000	6/6/2001	264	264	0.2732	72.12	606	5.1365%	Fecal		CFU/100 mL	200	283.2	86400	-	352,927.2
5439000	4/23/2011	263	263	0.2732	71.85	608	5.1534%	Fecal		CFU/100 mL	200	283.2	86400	-	351,590.4
5439000	6/2/2019	263	263	0.2732	71.85	608	5.1534%	Fecal		CFU/100 mL	200	283.2	86400	-	351,590.4
5439000	11/3/2019	263	263	0.2732	71.85	608	5.1534%	Fecal		CFU/100 mL	200	283.2	86400	-	351,590.4
5439000	3/12/2021	263	263	0.2732	71.85	608	5.1534%	Fecal		CFU/100 mL	200	283.2	86400	-	351,590.4
5439000	3/25/2007	262	262	0.2732	71.57	612	5.1873%	Fecal		CFU/100 mL	200	283.2	86400	-	350,253.5
5439000	3/29/2009	262	262	0.2732	71.57	612	5.1873%	Fecal		CFU/100 mL	200	283.2	86400	-	350,253.5
5439000	5/13/1990	261	261	0.2732	71.30	614	5.2043%	Fecal		CFU/100 mL	200	283.2	86400	-	348,916.7
5439000	7/30/1996	261	261	0.2732	71.30	614	5.2043%	Fecal		CFU/100 mL	200	283.2	86400	-	348,916.7
5439000	3/10/2011	261	261	0.2732	71.30	614	5.2043%	Fecal		CFU/100 mL	200	283.2	86400	-	348,916.7
5439000	4/26/2011	261	261	0.2732	71.30	614	5.2043%	Fecal		CFU/100 mL	200	283.2	86400	-	348,916.7
5439000	5/7/2019	261	261	0.2732	71.30	614	5.2043%	Fecal		CFU/100 mL	200	283.2	86400	-	348,916.7
5439000	6/4/1995	260	260	0.2732	71.03	619	5.2467%	Fecal		CFU/100 mL	200	283.2	86400	-	347,579.9
5439000	6/12/1999	260	260	0.2732	71.03	619	5.2467%	Fecal		CFU/100 mL	200	283.2	86400	-	347,579.9
5439000	6/4/2004	260	260	0.2732	71.03	619	5.2467%	Fecal		CFU/100 mL	200	283.2	86400	-	347,579.9
5439000	6/28/2013	260	260	0.2732	71.03	619	5.2467%	Fecal		CFU/100 mL	200	283.2	86400	-	347,579.9
5439000	6/26/2018	260	260	0.2732	71.03	619	5.2467%	Fecal		CFU/100 mL	200	283.2	86400	-	347,579.9
5439000	6/2/2000	259	259	0.2732	70.75	624	5.2890%	Fecal		CFU/100 mL	200	283.2	86400	-	346,243.0
5439000	4/21/2009	259	259	0.2732	70.75	624	5.2890%	Fecal		CFU/100 mL	200	283.2	86400	-	346,243.0
5439000	12/18/1992	258	258	0.2732	70.48	626	5.3060%	Fecal		CFU/100 mL	200	283.2	86400	-	344,906.2
5439000	4/28/2007	258	258	0.2732	70.48	626	5.3060%	Fecal		CFU/100 mL	200	283.2	86400	-	344,906.2
5439000	5/26/2008	258	258	0.2732	70.48	626	5.3060%	Fecal		CFU/100 mL	200	283.2	86400	-	344,906.2
5439000	4/11/2013	258	258	0.2732	70.48	626	5.3060%	Fecal		CFU/100 mL	200	283.2	86400	-	344,906.2
5439000	10/16/2017	258	258	0.2732	70.48	626	5.3060%	Fecal		CFU/100 mL	200	283.2	86400	-	344,906.2

Gage ID	Date	Discharge (CFS)	Gage Discharge (less Surrogate NPDES) (CFS)	Watershed Area Ratio	Calculated flow (CFS)	Rank	Flow Exceedance %	Parameter	Results	Units (mg or micro_gram	Limit/Standard	100mL/CF	sec/day	Actual Load (million colonies/day)	Allowable Load (million colonies/day)
5439000	7/1/2021	258	258	0.2732	70.48	626	5.3060%	Fecal		CFU/100 mL	200	283.2	86400	-	344,906.2
5439000	11/27/1992	257	257	0.2732	70.21	632	5.3568%	Fecal		CFU/100 mL	200	283.2	86400	-	343,569.3
5439000	7/25/1993	257	257	0.2732	70.21	632	5.3568%	Fecal		CFU/100 mL	200	283.2	86400	-	343,569.3
5439000	3/14/2007	257	257	0.2732	70.21	632	5.3568%	Fecal		CFU/100 mL	200	283.2	86400	-	343,569.3
5439000	8/10/2007	257	257	0.2732	70.21	632	5.3568%	Fecal		CFU/100 mL	200	283.2	86400	-	343,569.3
5439000	5/11/2015	257	257	0.2732	70.21	632	5.3568%	Fecal		CFU/100 mL	200	283.2	86400	-	343,569.3
5439000	6/2/1991	256	256	0.2732	69.93	637	5.3992%	Fecal		CFU/100 mL	200	283.2	86400	-	342,232.5
5439000	3/29/1993	256	256	0.2732	69.93	637	5.3992%	Fecal		CFU/100 mL	200	283.2	86400	-	342,232.5
5439000	7/11/2000	256	256	0.2732	69.93	637	5.3992%	Fecal		CFU/100 mL	200	283.2	86400	-	342,232.5
5439000	10/31/2019	255	255	0.2732	69.66	640	5.4246%	Fecal		CFU/100 mL	200	283.2	86400	-	340,895.6
5439000	4/1/2020	255	255	0.2732	69.66	640	5.4246%	Fecal		CFU/100 mL	200	283.2	86400	-	340,895.6
5439000	4/11/1995	254	254	0.2732	69.39	642	5.4416%	Fecal		CFU/100 mL	200	283.2	86400	-	339,558.8
5439000	5/24/1996	254	254	0.2732	69.39	642	5.4416%	Fecal		CFU/100 mL	200	283.2	86400	-	339,558.8
5439000	2/2/1999	254	254	0.2732	69.39	642	5.4416%	Fecal		CFU/100 mL	200	283.2	86400	-	339,558.8
5439000	4/28/1995	253	253	0.2732	69.11	645	5.4670%	Fecal		CFU/100 mL	200	283.2	86400	-	338,221.9
5439000	7/24/1996	253	253	0.2732	69.11	645	5.4670%	Fecal		CFU/100 mL	200	283.2	86400	-	338,221.9
5439000	4/10/1998	253	253	0.2732	69.11	645	5.4670%	Fecal		CFU/100 mL	200	283.2	86400	-	338,221.9
5439000	6/13/2004	253	253	0.2732	69.11	645	5.4670%	Fecal		CFU/100 mL	200	283.2	86400	-	338,221.9
5439000	3/21/2007	253	253	0.2732	69.11	645	5.4670%	Fecal		CFU/100 mL	200	283.2	86400	-	338,221.9
5439000	5/8/2012	253	253	0.2732	69.11	645	5.4670%	Fecal		CFU/100 mL	200	283.2	86400	-	338,221.9
5439000	4/17/2013	253	253	0.2732	69.11	645	5.4670%	Fecal		CFU/100 mL	200	283.2	86400	-	338,221.9
5439000	3/17/2019	253	253	0.2732	69.11	645	5.4670%	Fecal		CFU/100 mL	200	283.2	86400	-	338,221.9
5439000	5/30/1995	252	252	0.2732	68.84	653	5.5348%	Fecal		CFU/100 mL	200	283.2	86400	-	336,885.1
5439000	2/26/1997	252	252	0.2732	68.84	653	5.5348%	Fecal		CFU/100 mL	200	283.2	86400	-	336,885.1
5439000	5/11/1998	252	252	0.2732	68.84	653	5.5348%	Fecal		CFU/100 mL	200	283.2	86400	-	336,885.1
5439000	4/6/2010	252	252	0.2732	68.84	653	5.5348%	Fecal		CFU/100 mL	200	283.2	86400	-	336,885.1
5439000	10/25/2017	252	252	0.2732	68.84	653	5.5348%	Fecal		CFU/100 mL	200	283.2	86400	-	336,885.1
5439000	3/17/1990	251	251	0.2732	68.57	658	5.5772%	Fecal		CFU/100 mL	200	283.2	86400	-	335,548.2
5439000	4/13/1995	251	251	0.2732	68.57	658	5.5772%	Fecal		CFU/100 mL	200	283.2	86400	-	335,548.2
5439000	11/12/1995	251	251	0.2732	68.57	658	5.5772%	Fecal		CFU/100 mL	200	283.2	86400	-	335,548.2
5439000	6/28/2018	251	251	0.2732	68.57	658	5.5772%	Fecal		CFU/100 mL	200	283.2	86400	-	335,548.2
5439000	11/25/1992	250	250	0.2732	68.29	662	5.6111%	Fecal		CFU/100 mL	200	283.2	86400	-	334,211.4
5439000	8/9/1996	250	250	0.2732	68.29	662	5.6111%	Fecal		CFU/100 mL	200	283.2	86400	-	334,211.4
5439000	5/26/2004	250	250	0.2732	68.29	662	5.6111%	Fecal		CFU/100 mL	200	283.2	86400	-	334,211.4
5439000	6/29/1990	249	249	0.2732	68.02	665	5.6365%	Fecal		CFU/100 mL	200	283.2	86400	-	332,874.6
5439000	3/29/1991	249	249	0.2732	68.02	665	5.6365%	Fecal		CFU/100 mL	200	283.2	86400	-	332,874.6
5439000	5/10/1996	249	249	0.2732	68.02	665	5.6365%	Fecal		CFU/100 mL	200	283.2	86400	-	332,874.6
5439000	7/10/2000	249	249	0.2732	68.02	665	5.6365%	Fecal		CFU/100 mL	200	283.2	86400	-	332,874.6
5439000	6/9/2008	249	249	0.2732	68.02	665	5.6365%	Fecal		CFU/100 mL	200	283.2	86400	-	332,874.6
5439000	3/21/2014	249	249	0.2732	68.02	665	5.6365%	Fecal		CFU/100 mL	200	283.2	86400	-	332,874.6
5439000	3/12/2019	249	249	0.2732	68.02	665	5.6365%	Fecal		CFU/100 mL	200	283.2	86400	-	332,874.6
5439000	6/10/1998	248	248	0.2732	67.75	672	5.6959%	Fecal		CFU/100 mL	200	283.2	86400	-	331,537.7
5439000	3/4/2007	248	248	0.2732	67.75	672	5.6959%	Fecal		CFU/100 mL	200	283.2	86400	-	331,537.7
5439000	5/8/2019	248	248	0.2732	67.75	672	5.6959%	Fecal		CFU/100 mL	200	283.2	86400	-	331,537.7
5439000	5/25/2019	247	247	0.2732	67.47	675	5.7213%	Fecal		CFU/100 mL	200	283.2	86400	-	330,200.9
5439000	11/1/2019	247	247	0.2732	67.47	675	5.7213%	Fecal		CFU/100 mL	200	283.2	86400	-	330,200.9
5439000	11/9/1994	246	246	0.2732	67.20	677	5.7383%	Fecal		CFU/100 mL	200	283.2	86400	-	328,864.0
5439000	4/29/1999	246	246	0.2732	67.20	677	5.7383%	Fecal		CFU/100 mL	200	283.2	86400	-	328,864.0
5439000	4/7/2010	246	246	0.2732	67.20	677	5.7383%	Fecal		CFU/100 mL	200	283.2	86400	-	328,864.0
5439000	5/28/2011	246	246	0.2732	67.20	677	5.7383%	Fecal		CFU/100 mL	200	283.2	86400	-	328,864.0
5439000	9/25/2019	246	246	0.2732	67.20	677	5.7383%	Fecal		CFU/100 mL	200	283.2	86400	-	328,864.0
5439000	6/5/1996	245	245	0.2732	66.93	682	5.7806%	Fecal		CFU/100 mL	200	283.2	86400	-	327,527.2
5439000	2/14/2005	245	245	0.2732	66.93	682	5.7806%	Fecal		CFU/100 mL	200	283.2	86400	-	327,527.2
5439000	12/25/2015	245	245	0.2732	66.93	682	5.7806%	Fecal		CFU/100 mL	200	283.2	86400	-	327,527.2
5439000	5/20/2019	245	245	0.2732	66.93	682	5.7806%	Fecal		CFU/100 mL	200	283.2	86400	-	327,527.2
5439000	8/4/2010	244	244	0.2732	66.66	686	5.8145%	Fecal		CFU/100 mL	200	283.2	86400	-	326,190.3
5439000	6/28/2021	244	244	0.2732	66.66	686	5.8145%	Fecal		CFU/100 mL	200	283.2	86400	-	326,190.3
5439000	4/22/2000	243	243	0.2732	66.38	688	5.8315%	Fecal		CFU/100 mL	200	283.2	86400	-	324,853.5
5439000	3/15/2008	243	243	0.2732	66.38	688	5.8315%	Fecal		CFU/100 mL	200	283.2	86400	-	324,853.5
5439000	6/18/1993	242	242	0.2732	66.11	690	5.8484%	Fecal		CFU/100 mL	200	283.2	86400	-	323,516.6
5439000	7/21/1993	242	242	0.2732	66.11	690	5.8484%	Fecal		CFU/100 mL	200	283.2	86400	-	323,516.6
5439000	3/14/2015	242	242	0.2732	66.11	690	5.8484%	Fecal		CFU/100 mL	200	283.2	86400	-	323,516.6
5439000	1/8/2019	242	242	0.2732	66.11	690	5.8484%	Fecal		CFU/100 mL	200	283.2	86400	-	323,516.6
5439000	4/17/1991	241	241	0.2732	65.84	694	5.8824%	Fecal		CFU/100 mL	200	283.2	86400	-	322,179.8
5439000	6/9/1996	241	241	0.2732	65.84	694	5.8824%	Fecal		CFU/100 mL	200	283.2	86400	-	322,179.8
5439000	10/7/2019	241	241	0.2732	65.84	694	5.8824%	Fecal	189	CFU/100 mL	200	283.2	86400	304,460	322,179.8
5439000	10/19/1998	240	240	0.2732	65.56	697	5.9078%	Fecal		CFU/100 mL	200	283.2	86400	-	320,842.9
5439000	5/12/2010	240	240	0.2732	65.56	697	5.9078%	Fecal		CFU/100 mL	200	283.2	86400	-	320,842.9
5439000	5/12/2019	240	240	0.2732	65.56	697	5.9078%	Fecal		CFU/100 mL	200	283.2	86400	-	320,842.9
5439000	6/2/1995	239	239	0.2732	65.29	700	5.9332%	Fecal		CFU/100 mL	200	283.2	86400	-	319,506.1
5439000	10/24/2009	239	239	0.2732	65.29	700	5.9332%	Fecal		CFU/100 mL	200	283.2	86400	-	319,506.1
5439000	6/27/2021	239	239	0.2732	65.29	700	5.9332%	Fecal		CFU/100 mL	200	283.2	86400	-	319,506.1
5439000	6/17/2000	238	238	0.2732	65.02	703	5.9586%	Fecal		CFU/100 mL	200	283.2	86400	-	318,169.3
5439000	2/28/2001	238	238	0.2732	65.02	703	5.9586%	Fecal		CFU/100 mL	200	283.2	86400	-	318,169.3
5439000	3/9/2007	238	238	0.2732	65.02	703	5.9586%	Fecal		CFU/100 mL	200	283.2	86400	-	318,169.3
5439000	4/3/2009	238	238	0.2732	65.02	703	5.9586%	Fecal		CFU/100 mL	200	283.2	86400	-	318,169.3
5439000	12/14/2011	238	238	0.2732	65.02	703	5.9586%	Fecal		CFU/100 mL	200	283.2	86400	-	318,169.3
5439000	6/30/2014	238	238	0.2732	65.02	703	5.9586%	Fecal		CFU/100 mL	200	283.2	86400	-	318,169.3
5439000	6/12/1993	237	237	0.2732	64.74	709	6.0095%	Fecal		CFU/100 mL	200	283.2	86400	-	316,832.4
5439000	4/23/1998	237	237	0.2732	64.74	709	6.0095%	Fecal		CFU/100 mL	200	283.2	86400	-	316,832.4
5439000	4/10/2002	237	237	0.2732	64.74	709	6.0095%	Fecal		CFU/100 mL	200	283.2	86400	-	316,832.4
5439000	3/16/2010	237	237	0.2732	64.74	709	6.0095%	Fecal		CFU/100 mL	200	283.2	86400	-	316,832.4
5439000	3/16/2013	237	237	0.2732	64.74	709	6.0095%	Fecal		CFU/100 mL	200	283.2	86400	-	316,832.4
5439000	1/22/1993	236	236	0.2732	64.47	714	6.0519%	Fecal		CFU/100 mL	200	283.2	86400	-	315,495.6
5439000	6/9/2002	236	236	0.2732	64.47	714	6.0519%	Fecal		CFU/100 mL	200	283.2	86400	-	315,495.6
5439000	6/14/2009	236	236	0.2732	64.47	714	6.0519%	Fecal		CFU/100 mL	200	283.2	86400	-	315,495.6
5439000	3/9/2010	236	236	0.2732	64.47	714	6.0519%	Fecal		CFU/100 mL	200	283.2	86400	-	315,495.6
5439000	6/23/2015	236	236	0.2732	64.47	714	6.0519%	Fecal		CFU/100 mL	200	283.2	86400	-	315,495.6
5439000	5/3/2016	236	236	0.2732	64.47	714	6.0519%	Fecal		CFU/100 mL	200	283.2	86400	-	315,495.6
5439000	4/3/2017	236	236	0.2732	64.47	714	6.0519%	Fecal		CFU/100 mL	200	283.2	86400	-	315,495.6
5439000	4/8/2017	236	236	0.2732	64.47	714	6.0519%	Fecal		CFU/100 mL	200	283.2	86400	-	315,495.6
5439000	3/21/1991	235	235	0.2732	64.20	722	6.1197%	Fecal		CFU/100 mL	200	283.2	86400	-	314,158.7
5439000	3/26/1991	235	235	0.2732	64.20	722	6.1197%	Fecal		CFU/100 mL	200	283.2	86400	-	314,158.7
5439000	1/1/1993	235	235	0.2732	64.20	722	6.1197%	Fecal		CFU/100 mL	200	283.2	86400	-	314,158.7
5439000	3/6/2008	235	235	0.2732	64.20	722	6.1197%	Fecal		CFU/100 mL	200	283.2	86400	-	314,158.7
5439000	3/31/2008	235	235	0.2732	64.20	722	6.1197%	Fecal		CFU/100 mL	200	283.2	86400	-	314,158.7
5439000	1/2/2009	235	235	0.2732	64.20	722	6.1197%	Fecal		CFU/100 mL	200	283.2	86400	-	314,158.7
5439000	5/5/2017	235	235	0.2732	64.20	722	6.1197%	Fecal		CFU/100 mL	200	283.2	86400	-	314,158.7
5439000	3/6/2021	235	235	0.2732	64.20	722	6.1197%	Fecal		CFU/100 mL	200	283.2	86400	-	314,158.7
5439000	3/20/1998	234	234	0.2732	63.92	730	6.1875%	Fecal		CFU/100 mL	200	283.2	86400	-	312,821.9
5439000	2/3/1999	234	234	0.2732	63.92	730	6.1875%	Fecal		CFU/100 mL	200	283.2	86400	-	312,821.9
5439000	6/23/2009	234	234	0.2732	63.92	730	6.1875%	Fecal		CFU/100 mL	200	283.2	86400	-	312,821.9
5439000	11/12/1992	233	233	0.2732	63.65	733	6.2129%	Fecal		CFU/100 mL	200	283.2	86400	-	311,485.0
5439000	11/10/1994	233	233	0.2732	63.65	733	6.2129%	Fecal		CFU/100 mL	200	283.2	86400	-	311,485.0
5439000	1/11/2008	233	233	0.2732	63.65	733	6.2129%	Fecal		CFU/100 mL	200	283.2	86400	-	311,485.0
5439000	6/13/2009	233	233	0.2732	63.65	733	6.2129%	Fecal		CFU/100 mL	200	283.2	86400	-	311,485.0
5439000	12/9/1991	232	232	0.2732	63.38	737	6.2468%	Fecal		CFU/100 mL	200	283.2	86400	-	310,148.2
5439000	3/23/1994	232	232	0.2732	63.38	737	6.2468%	Fecal		CFU/100 mL	200	283.2	86400	-	310,148.2
5439000	5/12/2015	232	232	0.2732	63.38	737	6.2468%	Fecal		CFU/100 mL	200	283.2	86400	-	310,148.2
5439000	5/12/1995	231	231	0.2732	63.10	740	6.2722%	Fecal		CFU/100 mL	200	283.2	86400	-	308,811.3
5439000	3/4/1997	231	231	0.2732	63.10	740	6.2722%	Fecal		CFU/100 mL	200	283.2	86400	-	308,811.3
5439000	4/27/1999	231	231	0.2732	63.10	740	6.2722%	Fecal		CFU/100 mL	200	283.2	86400	-	308,811.3
5439000	4/2/2008	231	231	0.2732	63.10	740	6.2722%	Fecal		CFU/100 mL	200	283.2	86400	-	308,811.3
5439000	6/25/2021	231	231	0.2732	63.10	740	6.2722%	Fecal		CFU/100 mL	200	283.2	86400	-	308,811.3
5439000	3/30/1993	230	230	0.2732	62.83	745	6.3146%	Fecal		CFU/100 mL	200	283.2	86400	-	307,474.5
5439000	4/6/1993	230	230	0.2732	62.83	745	6.3146%	Fecal		CFU/100 mL	200	283.2	86400	-	307,474.5
5439000	4/23/1993	230	230	0.2732	62.83	745	6.3146%	Fecal		CFU/100 mL	200	283.2	86400	-	307,474.5
5439000	6/6/1996	230	230	0.2732	62.83	745	6.3146%	Fecal		CFU/100 mL	200	283.2	86400	-	307,474.5
5439000	1/7/1998	230	230	0.2732	62.83	745	6.3146%	Fecal		CFU/100 mL	200	283.2	86400	-	307,474.5
5439000	3/15/2013	230	230	0.2732	62.83	745	6.3146%	Fecal		CFU/100 mL	200	283.2	86400	-	307,474.5
5439000	7/2/2013	230	230	0.2732	62.83	745	6.3146%	Fecal		CFU/100 mL	200	283.2	86400	-	307,474.5
5439000	4/17/2017	230	230	0.2732	62.83	745	6.3146%	Fecal		CFU/100 mL	200	283.2	86400	-	307,474.5
5439000	5/13/2017	230	230	0.2732	62.83	745	6.3146%	Fecal		CFU/100 mL	200	283.2	86400	-	307,474.5
5439000	4/11/1993	229	229	0.2732	62.56	754	6.3909%	Fecal		CFU/100 mL	200	283.2	86400	-	306,137.6
5439000	6/16/1999	229	229	0.2732	62.56	754	6.3909%	Fecal		CFU/100 mL	200	283.2	86400	-	306,137.6
5439000	5/5/2003	229	229	0.2732	62.56	754	6.3909%	Fecal		CFU/100 mL	200	283.2	86400	-	306,137.6

Gage ID	Date	Discharge (CFS)	Gage Discharge (less Surrogate NPDES) (CFS)	Watershed Area Ratio	Calculated flow (CFS)	Rank	Flow Exceedance %	Parameter	Results	Units (mg or micro_gram	Limit/Standard	100mL/CF	sec/day	Actual Load (million colonies/day)	Allowable Load (million colonies/day)
5439000	12/22/2006	229	229	0.2732	62.56	754	6.3909%	Fecal		CFU/100 mL	200	283.2	86400	-	306,137.6
5439000	6/30/1990	228	228	0.2732	62.28	758	6.4248%	Fecal		CFU/100 mL	200	283.2	86400	-	304,800.8
5439000	2/6/1993	228	228	0.2732	62.28	758	6.4248%	Fecal		CFU/100 mL	200	283.2	86400	-	304,800.8
5439000	2/19/2008	228	228	0.2732	62.28	758	6.4248%	Fecal		CFU/100 mL	200	283.2	86400	-	304,800.8
5439000	6/19/2010	228	228	0.2732	62.28	758	6.4248%	Fecal		CFU/100 mL	200	283.2	86400	-	304,800.8
5439000	8/5/2010	228	228	0.2732	62.28	758	6.4248%	Fecal		CFU/100 mL	200	283.2	86400	-	304,800.8
5439000	3/9/2011	228	228	0.2732	62.28	758	6.4248%	Fecal		CFU/100 mL	200	283.2	86400	-	304,800.8
5439000	4/28/2011	228	228	0.2732	62.28	758	6.4248%	Fecal		CFU/100 mL	200	283.2	86400	-	304,800.8
5439000	5/17/2011	228	228	0.2732	62.28	758	6.4248%	Fecal		CFU/100 mL	200	283.2	86400	-	304,800.8
5439000	6/3/2011	228	228	0.2732	62.28	758	6.4248%	Fecal		CFU/100 mL	200	283.2	86400	-	304,800.8
5439000	6/17/1993	227	227	0.2732	62.01	767	6.5011%	Fecal		CFU/100 mL	200	283.2	86400	-	303,464.0
5439000	6/22/1993	227	227	0.2732	62.01	767	6.5011%	Fecal		CFU/100 mL	200	283.2	86400	-	303,464.0
5439000	5/11/1996	227	227	0.2732	62.01	767	6.5011%	Fecal		CFU/100 mL	200	283.2	86400	-	303,464.0
5439000	4/26/1999	227	227	0.2732	62.01	767	6.5011%	Fecal		CFU/100 mL	200	283.2	86400	-	303,464.0
5439000	2/13/2001	227	227	0.2732	62.01	767	6.5011%	Fecal		CFU/100 mL	200	283.2	86400	-	303,464.0
5439000	5/18/2002	227	227	0.2732	62.01	767	6.5011%	Fecal		CFU/100 mL	200	283.2	86400	-	303,464.0
5439000	7/14/2008	227	227	0.2732	62.01	767	6.5011%	Fecal		CFU/100 mL	200	283.2	86400	-	303,464.0
5439000	5/7/2012	227	227	0.2732	62.01	767	6.5011%	Fecal		CFU/100 mL	200	283.2	86400	-	303,464.0
5439000	4/2/1998	226	226	0.2732	61.74	775	6.5689%	Fecal		CFU/100 mL	200	283.2	86400	-	302,127.1
5439000	1/27/1999	226	226	0.2732	61.74	775	6.5689%	Fecal		CFU/100 mL	200	283.2	86400	-	302,127.1
5439000	6/13/2018	226	226	0.2732	61.74	775	6.5689%	Fecal		CFU/100 mL	200	283.2	86400	-	302,127.1
5439000	12/7/1998	225	225	0.2732	61.46	778	6.5943%	Fecal		CFU/100 mL	200	283.2	86400	-	300,790.3
5439000	2/14/2001	225	225	0.2732	61.46	778	6.5943%	Fecal		CFU/100 mL	200	283.2	86400	-	300,790.3
5439000	9/1/2007	225	225	0.2732	61.46	778	6.5943%	Fecal		CFU/100 mL	200	283.2	86400	-	300,790.3
5439000	2/13/2009	225	225	0.2732	61.46	778	6.5943%	Fecal		CFU/100 mL	200	283.2	86400	-	300,790.3
5439000	5/27/2009	225	225	0.2732	61.46	778	6.5943%	Fecal		CFU/100 mL	200	283.2	86400	-	300,790.3
5439000	6/10/2009	225	225	0.2732	61.46	778	6.5943%	Fecal		CFU/100 mL	200	283.2	86400	-	300,790.3
5439000	11/20/2015	225	225	0.2732	61.46	778	6.5943%	Fecal		CFU/100 mL	200	283.2	86400	-	300,790.3
5439000	11/29/2015	225	225	0.2732	61.46	778	6.5943%	Fecal		CFU/100 mL	200	283.2	86400	-	300,790.3
5439000	7/25/1996	224	224	0.2732	61.19	786	6.6621%	Fecal		CFU/100 mL	200	283.2	86400	-	299,453.4
5439000	2/26/2000	224	224	0.2732	61.19	786	6.6621%	Fecal		CFU/100 mL	200	283.2	86400	-	299,453.4
5439000	5/14/2003	224	224	0.2732	61.19	786	6.6621%	Fecal		CFU/100 mL	200	283.2	86400	-	299,453.4
5439000	3/15/2007	224	224	0.2732	61.19	786	6.6621%	Fecal		CFU/100 mL	200	283.2	86400	-	299,453.4
5439000	4/22/2011	224	224	0.2732	61.19	786	6.6621%	Fecal		CFU/100 mL	200	283.2	86400	-	299,453.4
5439000	4/26/2013	224	224	0.2732	61.19	786	6.6621%	Fecal		CFU/100 mL	200	283.2	86400	-	299,453.4
5439000	3/11/2020	224	224	0.2732	61.19	786	6.6621%	Fecal		CFU/100 mL	200	283.2	86400	-	299,453.4
5439000	5/30/1991	223	223	0.2732	60.92	793	6.7215%	Fecal		CFU/100 mL	200	283.2	86400	-	298,116.6
5439000	3/9/1998	223	223	0.2732	60.92	793	6.7215%	Fecal		CFU/100 mL	200	283.2	86400	-	298,116.6
5439000	1/1/2011	223	223	0.2732	60.92	793	6.7215%	Fecal		CFU/100 mL	200	283.2	86400	-	298,116.6
5439000	3/9/1993	222	222	0.2732	60.65	796	6.7469%	Fecal		CFU/100 mL	200	283.2	86400	-	296,779.7
5439000	3/17/1999	222	222	0.2732	60.65	796	6.7469%	Fecal		CFU/100 mL	200	283.2	86400	-	296,779.7
5439000	2/15/2001	222	222	0.2732	60.65	796	6.7469%	Fecal		CFU/100 mL	200	283.2	86400	-	296,779.7
5439000	5/17/2009	222	222	0.2732	60.65	796	6.7469%	Fecal		CFU/100 mL	200	283.2	86400	-	296,779.7
5439000	5/22/2020	222	222	0.2732	60.65	796	6.7469%	Fecal		CFU/100 mL	200	283.2	86400	-	296,779.7
5439000	1/23/1993	221	221	0.2732	60.37	801	6.7893%	Fecal		CFU/100 mL	200	283.2	86400	-	295,442.9
5439000	5/5/1993	221	221	0.2732	60.37	801	6.7893%	Fecal		CFU/100 mL	200	283.2	86400	-	295,442.9
5439000	9/14/1993	221	221	0.2732	60.37	801	6.7893%	Fecal		CFU/100 mL	200	283.2	86400	-	295,442.9
5439000	5/15/1999	221	221	0.2732	60.37	801	6.7893%	Fecal		CFU/100 mL	200	283.2	86400	-	295,442.9
5439000	9/21/2008	221	221	0.2732	60.37	801	6.7893%	Fecal		CFU/100 mL	200	283.2	86400	-	295,442.9
5439000	3/27/2009	221	221	0.2732	60.37	801	6.7893%	Fecal		CFU/100 mL	200	283.2	86400	-	295,442.9
5439000	2/18/2022	221	221	0.2732	60.37	801	6.7893%	Fecal		CFU/100 mL	200	283.2	86400	-	295,442.9
5439000	12/30/1992	220	220	0.2732	60.10	808	6.8486%	Fecal		CFU/100 mL	200	283.2	86400	-	294,106.0
5439000	9/29/1993	220	220	0.2732	60.10	808	6.8486%	Fecal		CFU/100 mL	200	283.2	86400	-	294,106.0
5439000	3/18/1999	220	220	0.2732	60.10	808	6.8486%	Fecal		CFU/100 mL	200	283.2	86400	-	294,106.0
5439000	4/27/2009	220	220	0.2732	60.10	808	6.8486%	Fecal		CFU/100 mL	200	283.2	86400	-	294,106.0
5439000	7/24/2017	220	220	0.2732	60.10	808	6.8486%	Fecal		CFU/100 mL	200	283.2	86400	-	294,106.0
5439000	5/11/2010	219	219	0.2732	59.83	813	6.8910%	Fecal		CFU/100 mL	200	283.2	86400	-	292,769.2
5439000	3/22/2014	219	219	0.2732	59.83	813	6.8910%	Fecal		CFU/100 mL	200	283.2	86400	-	292,769.2
5439000	7/1/1993	218	218	0.2732	59.55	815	6.9080%	Fecal		CFU/100 mL	200	283.2	86400	-	291,432.3
5439000	2/24/2001	218	218	0.2732	59.55	815	6.9080%	Fecal		CFU/100 mL	200	283.2	86400	-	291,432.3
5439000	3/19/2001	218	218	0.2732	59.55	815	6.9080%	Fecal		CFU/100 mL	200	283.2	86400	-	291,432.3
5439000	7/13/2014	218	218	0.2732	59.55	815	6.9080%	Fecal		CFU/100 mL	200	283.2	86400	-	291,432.3
5439000	11/26/2015	218	218	0.2732	59.55	815	6.9080%	Fecal		CFU/100 mL	200	283.2	86400	-	291,432.3
5439000	3/25/2016	218	218	0.2732	59.55	815	6.9080%	Fecal		CFU/100 mL	200	283.2	86400	-	291,432.3
5439000	5/22/2018	218	218	0.2732	59.55	815	6.9080%	Fecal		CFU/100 mL	200	283.2	86400	-	291,432.3
5439000	12/5/2018	218	218	0.2732	59.55	815	6.9080%	Fecal		CFU/100 mL	200	283.2	86400	-	291,432.3
5439000	2/6/1991	217	217	0.2732	59.28	823	6.9758%	Fecal		CFU/100 mL	200	283.2	86400	-	290,095.5
5439000	7/26/1993	217	217	0.2732	59.28	823	6.9758%	Fecal		CFU/100 mL	200	283.2	86400	-	290,095.5
5439000	6/11/1996	217	217	0.2732	59.28	823	6.9758%	Fecal		CFU/100 mL	200	283.2	86400	-	290,095.5
5439000	6/5/2004	217	217	0.2732	59.28	823	6.9758%	Fecal		CFU/100 mL	200	283.2	86400	-	290,095.5
5439000	7/11/2007	217	217	0.2732	59.28	823	6.9758%	Fecal		CFU/100 mL	200	283.2	86400	-	290,095.5
5439000	12/29/2019	217	217	0.2732	59.28	823	6.9758%	Fecal		CFU/100 mL	200	283.2	86400	-	290,095.5
5439000	2/23/1994	216	216	0.2732	59.01	829	7.0266%	Fecal		CFU/100 mL	200	283.2	86400	-	288,758.6
5439000	3/20/2001	216	216	0.2732	59.01	829	7.0266%	Fecal		CFU/100 mL	200	283.2	86400	-	288,758.6
5439000	12/23/2006	216	216	0.2732	59.01	829	7.0266%	Fecal		CFU/100 mL	200	283.2	86400	-	288,758.6
5439000	3/26/2007	216	216	0.2732	59.01	829	7.0266%	Fecal		CFU/100 mL	200	283.2	86400	-	288,758.6
5439000	2/26/2018	216	216	0.2732	59.01	829	7.0266%	Fecal		CFU/100 mL	200	283.2	86400	-	288,758.6
5439000	6/28/1993	215	215	0.2732	58.73	834	7.0690%	Fecal		CFU/100 mL	200	283.2	86400	-	287,421.8
5439000	5/18/2016	215	215	0.2732	58.73	834	7.0690%	Fecal		CFU/100 mL	200	283.2	86400	-	287,421.8
5439000	11/29/2016	215	215	0.2732	58.73	834	7.0690%	Fecal		CFU/100 mL	200	283.2	86400	-	287,421.8
5439000	1/21/2017	215	215	0.2732	58.73	834	7.0690%	Fecal		CFU/100 mL	200	283.2	86400	-	287,421.8
5439000	4/4/2017	215	215	0.2732	58.73	834	7.0690%	Fecal		CFU/100 mL	200	283.2	86400	-	287,421.8
5439000	1/12/2020	215	215	0.2732	58.73	834	7.0690%	Fecal		CFU/100 mL	200	283.2	86400	-	287,421.8
5439000	1/16/1995	214	214	0.2732	58.46	840	7.1199%	Fecal		CFU/100 mL	200	283.2	86400	-	286,085.0
5439000	4/19/1998	214	214	0.2732	58.46	840	7.1199%	Fecal		CFU/100 mL	200	283.2	86400	-	286,085.0
5439000	3/10/2002	214	214	0.2732	58.46	840	7.1199%	Fecal		CFU/100 mL	200	283.2	86400	-	286,085.0
5439000	5/17/2004	214	214	0.2732	58.46	840	7.1199%	Fecal		CFU/100 mL	200	283.2	86400	-	286,085.0
5439000	5/27/2004	214	214	0.2732	58.46	840	7.1199%	Fecal		CFU/100 mL	200	283.2	86400	-	286,085.0
5439000	3/14/2009	214	214	0.2732	58.46	840	7.1199%	Fecal		CFU/100 mL	200	283.2	86400	-	286,085.0
5439000	12/30/2009	214	214	0.2732	58.46	840	7.1199%	Fecal		CFU/100 mL	200	283.2	86400	-	286,085.0
5439000	4/24/2011	214	214	0.2732	58.46	840	7.1199%	Fecal		CFU/100 mL	200	283.2	86400	-	286,085.0
5439000	6/15/2016	214	214	0.2732	58.46	840	7.1199%	Fecal		CFU/100 mL	200	283.2	86400	-	286,085.0
5439000	3/19/2021	214	214	0.2732	58.46	840	7.1199%	Fecal		CFU/100 mL	200	283.2	86400	-	286,085.0
5439000	3/17/1991	213	213	0.2732	58.19	850	7.2046%	Fecal		CFU/100 mL	200	283.2	86400	-	284,748.1
5439000	6/21/1996	213	213	0.2732	58.19	850	7.2046%	Fecal		CFU/100 mL	200	283.2	86400	-	284,748.1
5439000	5/6/1999	213	213	0.2732	58.19	850	7.2046%	Fecal		CFU/100 mL	200	283.2	86400	-	284,748.1
5439000	5/7/1999	213	213	0.2732	58.19	850	7.2046%	Fecal		CFU/100 mL	200	283.2	86400	-	284,748.1
5439000	12/13/2006	213	213	0.2732	58.19	850	7.2046%	Fecal		CFU/100 mL	200	283.2	86400	-	284,748.1
5439000	12/10/2008	213	213	0.2732	58.19	850	7.2046%	Fecal		CFU/100 mL	200	283.2	86400	-	284,748.1
5439000	5/13/2011	213	213	0.2732	58.19	850	7.2046%	Fecal		CFU/100 mL	200	283.2	86400	-	284,748.1
5439000	12/22/2015	213	213	0.2732	58.19	850	7.2046%	Fecal		CFU/100 mL	200	283.2	86400	-	284,748.1
5439000	6/5/2019	213	213	0.2732	58.19	850	7.2046%	Fecal		CFU/100 mL	200	283.2	86400	-	284,748.1
5439000	5/4/1993	212	212	0.2732	57.91	859	7.2809%	Fecal		CFU/100 mL	200	283.2	86400	-	283,411.3
5439000	5/3/2018	212	212	0.2732	57.91	859	7.2809%	Fecal		CFU/100 mL	200	283.2	86400	-	283,411.3
5439000	5/14/1990	211	211	0.2732	57.64	861	7.2978%	Fecal		CFU/100 mL	200	283.2	86400	-	282,074.4
5439000	6/28/1994	211	211	0.2732	57.64	861	7.2978%	Fecal		CFU/100 mL	200	283.2	86400	-	282,074.4
5439000	5/13/1995	211	211	0.2732	57.64	861	7.2978%	Fecal		CFU/100 mL	200	283.2	86400	-	282,074.4
5439000	7/9/2007	211	211	0.2732	57.64	861	7.2978%	Fecal		CFU/100 mL	200	283.2	86400	-	282,074.4
5439000	5/17/2010	211	211	0.2732	57.64	861	7.2978%	Fecal		CFU/100 mL	200	283.2	86400	-	282,074.4
5439000	5/8/2015	211	211	0.2732	57.64	861	7.2978%	Fecal		CFU/100 mL	200	283.2	86400	-	282,074.4
5439000	1/2/2019	211	211	0.2732	57.64	861	7.2978%	Fecal		CFU/100 mL	200	283.2	86400	-	282,074.4
5439000	11/14/1992	210	210	0.2732	57.37	868	7.3572%	Fecal		CFU/100 mL	200	283.2	86400	-	280,737.6
5439000	11/28/1992	210	210	0.2732	57.37	868	7.3572%	Fecal		CFU/100 mL	200	283.2	86400	-	280,737.6
5439000	1/2/2011	210	210	0.2732	57.37	868	7.3572%	Fecal		CFU/100 mL	200	283.2	86400	-	280,737.6
5439000	4/12/2013	210	210	0.2732	57.37	868	7.3572%	Fecal		CFU/100 mL	200	283.2	86400	-	280,737.6
5439000	2/22/2011	209	209	0.2732	57.09	872	7.3911%	Fecal		CFU/100 mL	200	283.2	86400	-	279,400.7
5439000	6/14/2011	209	209	0.2732	57.09	872	7.3911%	Fecal		CFU/100 mL	200	283.2	86400	-	279,400.7
5439000	6/25/2015	209	209	0.2732	57.09	872	7.3911%	Fecal		CFU/100 mL	200	283.2	86400	-	279,400.7
5439000	12/27/2016	209	209	0.2732	57.09	872	7.3911%	Fecal		CFU/100 mL	200	283.2	86400	-	279,400.7
5439000	7/22/2007	208	208	0.2732	56.82	876	7.4250%	Fecal		CFU/100 mL	200	283.2	86400	-	278,063.9
5439000	4/28/2009	208	208	0.2732	56.82	876	7.4250%	Fecal		CFU/100 mL	200	283.2	86400	-	278,063.9
5439000	12/17/2011	208	208	0.2732	56.82	876	7.4250%	Fecal		CFU/100 mL	200	283.2	86400	-	278,063.9
5439000	12/1/1990	207	207	0.2732	56.55	879	7.4504%	Fecal		CFU/100 mL	200	283.2	86400	-	276,727.0
5439000	3/20/1994	207	207	0.2732	56.55	879	7.4504%	Fecal		CFU/100 mL	200	283.2	86400	-	276,727.0
5439000	4/20/1998	207	207	0.2732	56.55	879	7.4504%	Fecal		CFU/100 mL	200	283.2	86400	-	276,727.0
5439000	4/15/2008	207	207	0.2732	56.55	879	7.4504%	Fecal		CFU/100 mL	200	283.2	86400	-	276,727.0

Gage ID	Date	Discharge (CFS)	Gage Discharge (less Surrogate NPDES) (CFS)	Watershed Area Ratio	Calculated flow (CFS)	Rank	Flow Exceedance %	Parameter	Results	Units (mg or micro_gram	Limit/Standard	100mL/CF	sec/day	Actual Load (million colonies/day)	Allowable Load (million colonies/day)
5439000	11/3/2009	207	207	0.2732	56.55	879	7.4504%	Fecal		CFU/100 mL	200	283.2	86400	-	276,727.0
5439000	2/11/2013	207	207	0.2732	56.55	879	7.4504%	Fecal		CFU/100 mL	200	283.2	86400	-	276,727.0
5439000	7/5/2014	207	207	0.2732	56.55	879	7.4504%	Fecal		CFU/100 mL	200	283.2	86400	-	276,727.0
5439000	5/9/2015	207	207	0.2732	56.55	879	7.4504%	Fecal		CFU/100 mL	200	283.2	86400	-	276,727.0
5439000	3/18/1990	206	206	0.2732	56.27	887	7.5182%	Fecal		CFU/100 mL	200	283.2	86400	-	275,390.2
5439000	3/7/1992	206	206	0.2732	56.27	887	7.5182%	Fecal		CFU/100 mL	200	283.2	86400	-	275,390.2
5439000	6/10/1996	206	206	0.2732	56.27	887	7.5182%	Fecal		CFU/100 mL	200	283.2	86400	-	275,390.2
5439000	3/3/2018	206	206	0.2732	56.27	887	7.5182%	Fecal		CFU/100 mL	200	283.2	86400	-	275,390.2
5439000	11/4/2019	206	206	0.2732	56.27	887	7.5182%	Fecal		CFU/100 mL	200	283.2	86400	-	275,390.2
5439000	1/7/1993	205	205	0.2732	56.00	892	7.5606%	Fecal		CFU/100 mL	200	283.2	86400	-	274,053.3
5439000	6/26/2000	205	205	0.2732	56.00	892	7.5606%	Fecal		CFU/100 mL	200	283.2	86400	-	274,053.3
5439000	1/6/2008	205	205	0.2732	56.00	892	7.5606%	Fecal		CFU/100 mL	200	283.2	86400	-	274,053.3
5439000	5/14/2008	205	205	0.2732	56.00	892	7.5606%	Fecal		CFU/100 mL	200	283.2	86400	-	274,053.3
5439000	3/11/2015	205	205	0.2732	56.00	892	7.5606%	Fecal		CFU/100 mL	200	283.2	86400	-	274,053.3
5439000	4/26/2015	205	205	0.2732	56.00	892	7.5606%	Fecal		CFU/100 mL	200	283.2	86400	-	274,053.3
5439000	5/8/1997	204	204	0.2732	55.73	898	7.6115%	Fecal		CFU/100 mL	200	283.2	86400	-	272,716.5
5439000	6/13/2013	204	204	0.2732	55.73	898	7.6115%	Fecal		CFU/100 mL	200	283.2	86400	-	272,716.5
5439000	1/18/2017	204	204	0.2732	55.73	898	7.6115%	Fecal		CFU/100 mL	200	283.2	86400	-	272,716.5
5439000	6/4/2019	204	204	0.2732	55.73	898	7.6115%	Fecal		CFU/100 mL	200	283.2	86400	-	272,716.5
5439000	5/12/1998	203	203	0.2732	55.45	902	7.6454%	Fecal		CFU/100 mL	200	283.2	86400	-	271,379.7
5439000	4/22/2009	203	203	0.2732	55.45	902	7.6454%	Fecal		CFU/100 mL	200	283.2	86400	-	271,379.7
5439000	5/15/2009	203	203	0.2732	55.45	902	7.6454%	Fecal		CFU/100 mL	200	283.2	86400	-	271,379.7
5439000	4/24/1993	202	202	0.2732	55.18	905	7.6708%	Fecal		CFU/100 mL	200	283.2	86400	-	270,042.8
5439000	5/18/2004	202	202	0.2732	55.18	905	7.6708%	Fecal		CFU/100 mL	200	283.2	86400	-	270,042.8
5439000	3/11/2011	202	202	0.2732	55.18	905	7.6708%	Fecal		CFU/100 mL	200	283.2	86400	-	270,042.8
5439000	6/24/2014	202	202	0.2732	55.18	905	7.6708%	Fecal		CFU/100 mL	200	283.2	86400	-	270,042.8
5439000	12/18/2015	202	202	0.2732	55.18	905	7.6708%	Fecal		CFU/100 mL	200	283.2	86400	-	270,042.8
5439000	3/17/2001	201	201	0.2732	54.91	910	7.7132%	Fecal		CFU/100 mL	200	283.2	86400	-	268,706.0
5439000	5/27/2019	201	201	0.2732	54.91	910	7.7132%	Fecal		CFU/100 mL	200	283.2	86400	-	268,706.0
5439000	3/22/1991	200	200	0.2732	54.64	912	7.7301%	Fecal		CFU/100 mL	200	283.2	86400	-	267,369.1
5439000	12/19/1992	200	200	0.2732	54.64	912	7.7301%	Fecal		CFU/100 mL	200	283.2	86400	-	267,369.1
5439000	4/7/1993	200	200	0.2732	54.64	912	7.7301%	Fecal		CFU/100 mL	200	283.2	86400	-	267,369.1
5439000	5/31/1995	200	200	0.2732	54.64	912	7.7301%	Fecal		CFU/100 mL	200	283.2	86400	-	267,369.1
5439000	6/5/1995	200	200	0.2732	54.64	912	7.7301%	Fecal		CFU/100 mL	200	283.2	86400	-	267,369.1
5439000	6/14/1998	200	200	0.2732	54.64	912	7.7301%	Fecal		CFU/100 mL	200	283.2	86400	-	267,369.1
5439000	3/21/2001	200	200	0.2732	54.64	912	7.7301%	Fecal		CFU/100 mL	200	283.2	86400	-	267,369.1
5439000	5/3/2009	200	200	0.2732	54.64	912	7.7301%	Fecal		CFU/100 mL	200	283.2	86400	-	267,369.1
5439000	12/3/2015	200	200	0.2732	54.64	912	7.7301%	Fecal		CFU/100 mL	200	283.2	86400	-	267,369.1
5439000	6/3/2019	200	200	0.2732	54.64	912	7.7301%	Fecal		CFU/100 mL	200	283.2	86400	-	267,369.1
5439000	11/27/1990	199	199	0.2732	54.36	922	7.8149%	Fecal		CFU/100 mL	200	283.2	86400	-	266,032.3
5439000	5/14/1995	199	199	0.2732	54.36	922	7.8149%	Fecal		CFU/100 mL	200	283.2	86400	-	266,032.3
5439000	2/13/1998	199	199	0.2732	54.36	922	7.8149%	Fecal		CFU/100 mL	200	283.2	86400	-	266,032.3
5439000	6/4/1999	199	199	0.2732	54.36	922	7.8149%	Fecal		CFU/100 mL	200	283.2	86400	-	266,032.3
5439000	2/15/2005	199	199	0.2732	54.36	922	7.8149%	Fecal		CFU/100 mL	200	283.2	86400	-	266,032.3
5439000	9/2/2007	199	199	0.2732	54.36	922	7.8149%	Fecal		CFU/100 mL	200	283.2	86400	-	266,032.3
5439000	3/3/1991	198	198	0.2732	54.09	928	7.8657%	Fecal		CFU/100 mL	200	283.2	86400	-	264,695.4
5439000	8/24/1993	198	198	0.2732	54.09	928	7.8657%	Fecal		CFU/100 mL	200	283.2	86400	-	264,695.4
5439000	2/24/1994	198	198	0.2732	54.09	928	7.8657%	Fecal		CFU/100 mL	200	283.2	86400	-	264,695.4
5439000	3/17/2010	198	198	0.2732	54.09	928	7.8657%	Fecal		CFU/100 mL	200	283.2	86400	-	264,695.4
5439000	10/17/2017	198	198	0.2732	54.09	928	7.8657%	Fecal		CFU/100 mL	200	283.2	86400	-	264,695.4
5439000	5/13/2019	198	198	0.2732	54.09	928	7.8657%	Fecal		CFU/100 mL	200	283.2	86400	-	264,695.4
5439000	4/2/2020	198	198	0.2732	54.09	928	7.8657%	Fecal		CFU/100 mL	200	283.2	86400	-	264,695.4
5439000	5/23/2020	198	198	0.2732	54.09	928	7.8657%	Fecal		CFU/100 mL	200	283.2	86400	-	264,695.4
5439000	5/4/2016	197	197	0.2732	53.82	936	7.9335%	Fecal		CFU/100 mL	200	283.2	86400	-	263,358.6
5439000	5/26/2019	197	197	0.2732	53.82	936	7.9335%	Fecal		CFU/100 mL	200	283.2	86400	-	263,358.6
5439000	3/5/2021	197	197	0.2732	53.82	936	7.9335%	Fecal		CFU/100 mL	200	283.2	86400	-	263,358.6
5439000	5/6/1993	196	196	0.2732	53.54	939	7.9590%	Fecal		CFU/100 mL	200	283.2	86400	-	262,021.7
5439000	4/25/2007	196	196	0.2732	53.54	939	7.9590%	Fecal		CFU/100 mL	200	283.2	86400	-	262,021.7
5439000	10/26/2009	196	196	0.2732	53.54	939	7.9590%	Fecal		CFU/100 mL	200	283.2	86400	-	262,021.7
5439000	3/7/2011	196	196	0.2732	53.54	939	7.9590%	Fecal		CFU/100 mL	200	283.2	86400	-	262,021.7
5439000	7/28/2017	196	196	0.2732	53.54	939	7.9590%	Fecal		CFU/100 mL	200	283.2	86400	-	262,021.7
5439000	3/10/1993	195	195	0.2732	53.27	944	8.0014%	Fecal		CFU/100 mL	200	283.2	86400	-	260,684.9
5439000	3/29/2004	195	195	0.2732	53.27	944	8.0014%	Fecal		CFU/100 mL	200	283.2	86400	-	260,684.9
5439000	5/10/2015	195	195	0.2732	53.27	944	8.0014%	Fecal		CFU/100 mL	200	283.2	86400	-	260,684.9
5439000	9/18/2019	195	195	0.2732	53.27	944	8.0014%	Fecal		CFU/100 mL	200	283.2	86400	-	260,684.9
5439000	3/13/2021	195	195	0.2732	53.27	944	8.0014%	Fecal		CFU/100 mL	200	283.2	86400	-	260,684.9
5439000	3/1/2009	194	194	0.2732	53.00	949	8.0437%	Fecal		CFU/100 mL	200	283.2	86400	-	259,348.0
5439000	6/27/2010	194	194	0.2732	53.00	949	8.0437%	Fecal		CFU/100 mL	200	283.2	86400	-	259,348.0
5439000	7/13/2015	194	194	0.2732	53.00	949	8.0437%	Fecal		CFU/100 mL	200	283.2	86400	-	259,348.0
5439000	5/10/2017	194	194	0.2732	53.00	949	8.0437%	Fecal		CFU/100 mL	200	283.2	86400	-	259,348.0
5439000	12/31/2019	194	194	0.2732	53.00	949	8.0437%	Fecal		CFU/100 mL	200	283.2	86400	-	259,348.0
5439000	12/1/1991	193	193	0.2732	52.72	954	8.0861%	Fecal		CFU/100 mL	200	283.2	86400	-	258,011.2
5439000	6/13/1993	193	193	0.2732	52.72	954	8.0861%	Fecal		CFU/100 mL	200	283.2	86400	-	258,011.2
5439000	11/11/1994	193	193	0.2732	52.72	954	8.0861%	Fecal		CFU/100 mL	200	283.2	86400	-	258,011.2
5439000	8/10/1996	193	193	0.2732	52.72	954	8.0861%	Fecal		CFU/100 mL	200	283.2	86400	-	258,011.2
5439000	1/13/2005	193	193	0.2732	52.72	954	8.0861%	Fecal		CFU/100 mL	200	283.2	86400	-	258,011.2
5439000	12/14/2006	193	193	0.2732	52.72	954	8.0861%	Fecal		CFU/100 mL	200	283.2	86400	-	258,011.2
5439000	4/29/2009	193	193	0.2732	52.72	954	8.0861%	Fecal		CFU/100 mL	200	283.2	86400	-	258,011.2
5439000	10/27/2009	193	193	0.2732	52.72	954	8.0861%	Fecal		CFU/100 mL	200	283.2	86400	-	258,011.2
5439000	6/28/2010	193	193	0.2732	52.72	954	8.0861%	Fecal		CFU/100 mL	200	283.2	86400	-	258,011.2
5439000	4/27/2013	193	193	0.2732	52.72	954	8.0861%	Fecal		CFU/100 mL	200	283.2	86400	-	258,011.2
5439000	1/1/2016	193	193	0.2732	52.72	954	8.0861%	Fecal		CFU/100 mL	200	283.2	86400	-	258,011.2
5439000	10/8/2019	193	193	0.2732	52.72	954	8.0861%	Fecal		CFU/100 mL	200	283.2	86400	-	258,011.2
5439000	7/31/1996	192	192	0.2732	52.45	966	8.1878%	Fecal		CFU/100 mL	200	283.2	86400	-	256,674.4
5439000	4/18/1999	192	192	0.2732	52.45	966	8.1878%	Fecal		CFU/100 mL	200	283.2	86400	-	256,674.4
5439000	3/15/2001	192	192	0.2732	52.45	966	8.1878%	Fecal		CFU/100 mL	200	283.2	86400	-	256,674.4
5439000	6/10/2002	192	192	0.2732	52.45	966	8.1878%	Fecal		CFU/100 mL	200	283.2	86400	-	256,674.4
5439000	4/29/2007	192	192	0.2732	52.45	966	8.1878%	Fecal		CFU/100 mL	200	283.2	86400	-	256,674.4
5439000	11/11/2011	192	192	0.2732	52.45	966	8.1878%	Fecal		CFU/100 mL	200	283.2	86400	-	256,674.4
5439000	3/15/2015	192	192	0.2732	52.45	966	8.1878%	Fecal		CFU/100 mL	200	283.2	86400	-	256,674.4
5439000	6/24/2015	192	192	0.2732	52.45	966	8.1878%	Fecal		CFU/100 mL	200	283.2	86400	-	256,674.4
5439000	4/9/2017	192	192	0.2732	52.45	966	8.1878%	Fecal		CFU/100 mL	200	283.2	86400	-	256,674.4
5439000	5/21/2019	192	192	0.2732	52.45	966	8.1878%	Fecal		CFU/100 mL	200	283.2	86400	-	256,674.4
5439000	4/6/2022	358	358	0.1459	52.24	976	8.2726%	Fecal		CFU/100 mL	200	283.2	86400	-	255,667.9
5439000	5/5/1990	191	191	0.2732	52.18	977	8.2811%	Fecal		CFU/100 mL	200	283.2	86400	-	255,337.5
5439000	9/16/1993	191	191	0.2732	52.18	977	8.2811%	Fecal		CFU/100 mL	200	283.2	86400	-	255,337.5
5439000	4/14/1995	191	191	0.2732	52.18	977	8.2811%	Fecal		CFU/100 mL	200	283.2	86400	-	255,337.5
5439000	4/24/1998	191	191	0.2732	52.18	977	8.2811%	Fecal		CFU/100 mL	200	283.2	86400	-	255,337.5
5439000	3/18/2019	191	191	0.2732	52.18	977	8.2811%	Fecal		CFU/100 mL	200	283.2	86400	-	255,337.5
5439000	2/5/1993	190	190	0.2732	51.90	982	8.3234%	Fecal		CFU/100 mL	200	283.2	86400	-	254,000.7
5439000	4/11/1998	190	190	0.2732	51.90	982	8.3234%	Fecal		CFU/100 mL	200	283.2	86400	-	254,000.7
5439000	5/19/2002	190	190	0.2732	51.90	982	8.3234%	Fecal		CFU/100 mL	200	283.2	86400	-	254,000.7
5439000	3/28/2009	190	190	0.2732	51.90	982	8.3234%	Fecal		CFU/100 mL	200	283.2	86400	-	254,000.7
5439000	3/20/2021	190	190	0.2732	51.90	982	8.3234%	Fecal		CFU/100 mL	200	283.2	86400	-	254,000.7
5439000	8/21/1990	189	189	0.2732	51.63	987	8.3658%	Fecal		CFU/100 mL	200	283.2	86400	-	252,663.8
5439000	5/7/2009	189	189	0.2732	51.63	987	8.3658%	Fecal		CFU/100 mL	200	283.2	86400	-	252,663.8
5439000	9/30/1993	188	188	0.2732	51.36	989	8.3828%	Fecal		CFU/100 mL	200	283.2	86400	-	251,327.0
5439000	3/15/2009	188	188	0.2732	51.36	989	8.3828%	Fecal		CFU/100 mL	200	283.2	86400	-	251,327.0
5439000	4/4/2009	188	188	0.2732	51.36	989	8.3828%	Fecal		CFU/100 mL	200	283.2	86400	-	251,327.0
5439000	5/28/2009	188	188	0.2732	51.36	989	8.3828%	Fecal		CFU/100 mL	200	283.2	86400	-	251,327.0
5439000	6/14/2013	188	188	0.2732	51.36	989	8.3828%	Fecal		CFU/100 mL	200	283.2	86400	-	251,327.0
5439000	6/12/2014	188	188	0.2732	51.36	989	8.3828%	Fecal		CFU/100 mL	200	283.2	86400	-	251,327.0
5439000	4/18/1991	187	187	0.2732	51.08	995	8.4336%	Fecal		CFU/100 mL	200	283.2	86400	-	249,990.1
5439000	4/29/1995	187	187	0.2732	51.08	995	8.4336%	Fecal		CFU/100 mL	200	283.2	86400	-	249,990.1
5439000	5/21/1996	187	187	0.2732	51.08	995	8.4336%	Fecal		CFU/100 mL	200	283.2	86400	-	249,990.1
5439000	3/18/2001	187	187	0.2732	51.08	995	8.4336%	Fecal		CFU/100 mL	200	283.2	86400	-	249,990.1
5439000	1/12/2008	187	187	0.2732	51.08	995	8.4336%	Fecal		CFU/100 mL	200	283.2	86400	-	249,990.1
5439000	4/8/2010	187	187	0.2732	51.08	995	8.4336%	Fecal		CFU/100 mL	200	283.2	86400	-	249,990.1
5439000	6/23/2016	187	187	0.2732	51.08	995	8.4336%	Fecal		CFU/100 mL	200	283.2	86400	-	249,990.1
5439000	5/6/2017	187	187	0.2732	51.08	995	8.4336%	Fecal		CFU/100 mL	200	283.2	86400	-	249,990.1
5439000	5/27/2017	187	187	0.2732	51.08	995	8.4336%	Fecal		CFU/100 mL	200	283.2	86400	-	249,990.1
5439000	4/28/2019	187	187	0.2732	51.08	995	8.4336%	Fecal		CFU/100 mL	200	283.2	86400	-	249,990.1
5439000	6/3/1991	186	186	0.2732	50.81	1005	8.5184%	Fecal		CFU/100 mL	200	283.2	86400	-	248,653.3
5439000	6/26/1996	186	186	0.2732	50.81	1005	8.5184%	Fecal		CFU/100 mL	200	283.2	86400	-	248,653.3
5439000	3/5/1997	186	186	0.2732	50.81	1005	8.5184%	Fecal		CFU/100 mL	200	283.2	86400	-	248,653.3
5439000	1/29/1999	186	186	0.2732	50.81	1005	8.5184%	Fecal		CFU/100 mL	200	283.2	86400	-	248,653.3

Gage ID	Date	Discharge (CFS)	Gage Discharge (less Surrogate NPDES) (CFS)	Watershed Area Ratio	Calculated flow (CFS)	Rank	Flow Exceedance %	Parameter	Results	Units (mg or micro_gram	Limit/Standard	100mL/CF	sec/day	Actual Load (million colonies/day)	Allowable Load (million colonies/day)
5439000	6/10/2008	186	186	0.2732	50.81	1005	8.5184%	Fecal		CFU/100 mL	200	283.2	86400	-	248,653.3
5439000	3/1/2011	186	186	0.2732	50.81	1005	8.5184%	Fecal		CFU/100 mL	200	283.2	86400	-	248,653.3
5439000	5/2/2020	186	186	0.2732	50.81	1005	8.5184%	Fecal		CFU/100 mL	200	283.2	86400	-	248,653.3
5439000	6/18/2000	185	185	0.2732	50.54	1012	8.5777%	Fecal		CFU/100 mL	200	283.2	86400	-	247,316.4
5439000	6/6/2004	185	185	0.2732	50.54	1012	8.5777%	Fecal		CFU/100 mL	200	283.2	86400	-	247,316.4
5439000	9/22/2008	185	185	0.2732	50.54	1012	8.5777%	Fecal		CFU/100 mL	200	283.2	86400	-	247,316.4
5439000	6/15/2011	185	185	0.2732	50.54	1012	8.5777%	Fecal		CFU/100 mL	200	283.2	86400	-	247,316.4
5439000	4/4/2014	185	185	0.2732	50.54	1012	8.5777%	Fecal		CFU/100 mL	200	283.2	86400	-	247,316.4
5439000	1/20/2017	185	185	0.2732	50.54	1012	8.5777%	Fecal		CFU/100 mL	200	283.2	86400	-	247,316.4
5439000	1/22/2017	185	185	0.2732	50.54	1012	8.5777%	Fecal		CFU/100 mL	200	283.2	86400	-	247,316.4
5439000	5/18/1991	184	184	0.2732	50.26	1019	8.6371%	Fecal		CFU/100 mL	200	283.2	86400	-	245,979.6
5439000	4/12/1993	184	184	0.2732	50.26	1019	8.6371%	Fecal		CFU/100 mL	200	283.2	86400	-	245,979.6
5439000	4/30/1999	184	184	0.2732	50.26	1019	8.6371%	Fecal		CFU/100 mL	200	283.2	86400	-	245,979.6
5439000	5/17/1999	184	184	0.2732	50.26	1019	8.6371%	Fecal		CFU/100 mL	200	283.2	86400	-	245,979.6
5439000	5/15/2003	184	184	0.2732	50.26	1019	8.6371%	Fecal		CFU/100 mL	200	283.2	86400	-	245,979.6
5439000	3/7/2004	184	184	0.2732	50.26	1019	8.6371%	Fecal		CFU/100 mL	200	283.2	86400	-	245,979.6
5439000	1/27/2010	184	184	0.2732	50.26	1019	8.6371%	Fecal		CFU/100 mL	200	283.2	86400	-	245,979.6
5439000	3/8/1994	183	183	0.2732	49.99	1026	8.6964%	Fecal		CFU/100 mL	200	283.2	86400	-	244,642.7
5439000	4/3/1998	183	183	0.2732	49.99	1026	8.6964%	Fecal		CFU/100 mL	200	283.2	86400	-	244,642.7
5439000	5/28/2004	183	183	0.2732	49.99	1026	8.6964%	Fecal		CFU/100 mL	200	283.2	86400	-	244,642.7
5439000	6/14/2004	183	183	0.2732	49.99	1026	8.6964%	Fecal		CFU/100 mL	200	283.2	86400	-	244,642.7
5439000	4/5/2010	183	183	0.2732	49.99	1026	8.6964%	Fecal		CFU/100 mL	200	283.2	86400	-	244,642.7
5439000	6/4/2011	183	183	0.2732	49.99	1026	8.6964%	Fecal		CFU/100 mL	200	283.2	86400	-	244,642.7
5439000	12/26/2015	183	183	0.2732	49.99	1026	8.6964%	Fecal		CFU/100 mL	200	283.2	86400	-	244,642.7
5439000	2/3/2016	183	183	0.2732	49.99	1026	8.6964%	Fecal		CFU/100 mL	200	283.2	86400	-	244,642.7
5439000	3/30/1991	182	182	0.2732	49.72	1034	8.7642%	Fecal		CFU/100 mL	200	283.2	86400	-	243,305.9
5439000	11/29/1992	182	182	0.2732	49.72	1034	8.7642%	Fecal		CFU/100 mL	200	283.2	86400	-	243,305.9
5439000	6/27/1993	182	182	0.2732	49.72	1034	8.7642%	Fecal		CFU/100 mL	200	283.2	86400	-	243,305.9
5439000	3/5/2007	182	182	0.2732	49.72	1034	8.7642%	Fecal		CFU/100 mL	200	283.2	86400	-	243,305.9
5439000	4/29/2011	182	182	0.2732	49.72	1034	8.7642%	Fecal		CFU/100 mL	200	283.2	86400	-	243,305.9
5439000	12/21/2015	182	182	0.2732	49.72	1034	8.7642%	Fecal		CFU/100 mL	200	283.2	86400	-	243,305.9
5439000	7/28/1996	181	181	0.2732	49.45	1040	8.8151%	Fecal		CFU/100 mL	200	283.2	86400	-	241,969.1
5439000	2/4/1999	181	181	0.2732	49.45	1040	8.8151%	Fecal		CFU/100 mL	200	283.2	86400	-	241,969.1
5439000	6/11/2002	181	181	0.2732	49.45	1040	8.8151%	Fecal		CFU/100 mL	200	283.2	86400	-	241,969.1
5439000	12/9/2008	181	181	0.2732	49.45	1040	8.8151%	Fecal		CFU/100 mL	200	283.2	86400	-	241,969.1
5439000	5/18/2011	181	181	0.2732	49.45	1040	8.8151%	Fecal		CFU/100 mL	200	283.2	86400	-	241,969.1
5439000	3/9/2019	181	181	0.2732	49.45	1040	8.8151%	Fecal		CFU/100 mL	200	283.2	86400	-	241,969.1
5439000	6/6/2019	181	181	0.2732	49.45	1040	8.8151%	Fecal		CFU/100 mL	200	283.2	86400	-	241,969.1
5439000	2/23/2022	337	337	0.1459	49.18	1047	8.8744%	Fecal		CFU/100 mL	200	283.2	86400	-	240,670.6
5439000	5/20/1990	180	180	0.2732	49.17	1048	8.8829%	Fecal		CFU/100 mL	200	283.2	86400	-	240,632.2
5439000	3/23/1991	180	180	0.2732	49.17	1048	8.8829%	Fecal		CFU/100 mL	200	283.2	86400	-	240,632.2
5439000	4/14/1991	180	180	0.2732	49.17	1048	8.8829%	Fecal		CFU/100 mL	200	283.2	86400	-	240,632.2
5439000	6/23/1993	180	180	0.2732	49.17	1048	8.8829%	Fecal		CFU/100 mL	200	283.2	86400	-	240,632.2
5439000	3/31/1998	180	180	0.2732	49.17	1048	8.8829%	Fecal		CFU/100 mL	200	283.2	86400	-	240,632.2
5439000	5/6/1998	180	180	0.2732	49.17	1048	8.8829%	Fecal		CFU/100 mL	200	283.2	86400	-	240,632.2
5439000	3/16/2007	180	180	0.2732	49.17	1048	8.8829%	Fecal		CFU/100 mL	200	283.2	86400	-	240,632.2
5439000	7/7/2015	180	180	0.2732	49.17	1048	8.8829%	Fecal		CFU/100 mL	200	283.2	86400	-	240,632.2
5439000	12/28/2015	180	180	0.2732	49.17	1048	8.8829%	Fecal		CFU/100 mL	200	283.2	86400	-	240,632.2
5439000	6/19/2018	180	180	0.2732	49.17	1048	8.8829%	Fecal		CFU/100 mL	200	283.2	86400	-	240,632.2
5439000	3/10/1998	179	179	0.2732	48.90	1058	8.9676%	Fecal		CFU/100 mL	200	283.2	86400	-	239,295.4
5439000	4/11/2002	179	179	0.2732	48.90	1058	8.9676%	Fecal		CFU/100 mL	200	283.2	86400	-	239,295.4
5439000	6/25/2010	179	179	0.2732	48.90	1058	8.9676%	Fecal		CFU/100 mL	200	283.2	86400	-	239,295.4
5439000	3/8/1990	178	178	0.2732	48.63	1061	8.9930%	Fecal		CFU/100 mL	200	283.2	86400	-	237,958.5
5439000	3/21/1998	178	178	0.2732	48.63	1061	8.9930%	Fecal		CFU/100 mL	200	283.2	86400	-	237,958.5
5439000	11/10/1998	178	178	0.2732	48.63	1061	8.9930%	Fecal		CFU/100 mL	200	283.2	86400	-	237,958.5
5439000	11/11/1998	178	178	0.2732	48.63	1061	8.9930%	Fecal		CFU/100 mL	200	283.2	86400	-	237,958.5
5439000	6/24/2000	178	178	0.2732	48.63	1061	8.9930%	Fecal		CFU/100 mL	200	283.2	86400	-	237,958.5
5439000	6/5/2001	178	178	0.2732	48.63	1061	8.9930%	Fecal		CFU/100 mL	200	283.2	86400	-	237,958.5
5439000	3/8/2010	178	178	0.2732	48.63	1061	8.9930%	Fecal		CFU/100 mL	200	283.2	86400	-	237,958.5
5439000	5/27/2015	178	178	0.2732	48.63	1061	8.9930%	Fecal		CFU/100 mL	200	283.2	86400	-	237,958.5
5439000	1/8/1998	177	177	0.2732	48.35	1069	9.0609%	Fecal		CFU/100 mL	200	283.2	86400	-	236,621.7
5439000	5/12/2000	177	177	0.2732	48.35	1069	9.0609%	Fecal		CFU/100 mL	200	283.2	86400	-	236,621.7
5439000	4/10/2015	177	177	0.2732	48.35	1069	9.0609%	Fecal		CFU/100 mL	200	283.2	86400	-	236,621.7
5439000	6/25/2018	177	177	0.2732	48.35	1069	9.0609%	Fecal		CFU/100 mL	200	283.2	86400	-	236,621.7
5439000	7/4/2000	176	176	0.2732	48.08	1073	9.0948%	Fecal		CFU/100 mL	200	283.2	86400	-	235,284.8
5439000	3/1/2001	176	176	0.2732	48.08	1073	9.0948%	Fecal		CFU/100 mL	200	283.2	86400	-	235,284.8
5439000	3/30/2004	176	176	0.2732	48.08	1073	9.0948%	Fecal		CFU/100 mL	200	283.2	86400	-	235,284.8
5439000	3/27/2007	176	176	0.2732	48.08	1073	9.0948%	Fecal		CFU/100 mL	200	283.2	86400	-	235,284.8
5439000	9/3/2007	176	176	0.2732	48.08	1073	9.0948%	Fecal		CFU/100 mL	200	283.2	86400	-	235,284.8
5439000	1/3/2009	176	176	0.2732	48.08	1073	9.0948%	Fecal		CFU/100 mL	200	283.2	86400	-	235,284.8
5439000	5/18/2009	176	176	0.2732	48.08	1073	9.0948%	Fecal		CFU/100 mL	200	283.2	86400	-	235,284.8
5439000	6/11/2009	176	176	0.2732	48.08	1073	9.0948%	Fecal		CFU/100 mL	200	283.2	86400	-	235,284.8
5439000	3/17/2013	176	176	0.2732	48.08	1073	9.0948%	Fecal		CFU/100 mL	200	283.2	86400	-	235,284.8
5439000	11/30/2015	176	176	0.2732	48.08	1073	9.0948%	Fecal		CFU/100 mL	200	283.2	86400	-	235,284.8
5439000	5/19/2016	176	176	0.2732	48.08	1073	9.0948%	Fecal		CFU/100 mL	200	283.2	86400	-	235,284.8
5439000	6/16/2016	176	176	0.2732	48.08	1073	9.0948%	Fecal		CFU/100 mL	200	283.2	86400	-	235,284.8
5439000	3/18/2021	176	176	0.2732	48.08	1073	9.0948%	Fecal		CFU/100 mL	200	283.2	86400	-	235,284.8
5439000	5/15/1990	175	175	0.2732	47.81	1086	9.2049%	Fecal		CFU/100 mL	200	283.2	86400	-	233,948.0
5439000	1/25/1993	175	175	0.2732	47.81	1086	9.2049%	Fecal		CFU/100 mL	200	283.2	86400	-	233,948.0
5439000	5/3/1993	175	175	0.2732	47.81	1086	9.2049%	Fecal		CFU/100 mL	200	283.2	86400	-	233,948.0
5439000	5/7/1993	175	175	0.2732	47.81	1086	9.2049%	Fecal		CFU/100 mL	200	283.2	86400	-	233,948.0
5439000	7/22/1993	175	175	0.2732	47.81	1086	9.2049%	Fecal		CFU/100 mL	200	283.2	86400	-	233,948.0
5439000	7/26/1996	175	175	0.2732	47.81	1086	9.2049%	Fecal		CFU/100 mL	200	283.2	86400	-	233,948.0
5439000	2/2/2001	175	175	0.2732	47.81	1086	9.2049%	Fecal		CFU/100 mL	200	283.2	86400	-	233,948.0
5439000	6/5/2008	175	175	0.2732	47.81	1086	9.2049%	Fecal		CFU/100 mL	200	283.2	86400	-	233,948.0
5439000	6/15/2009	175	175	0.2732	47.81	1086	9.2049%	Fecal		CFU/100 mL	200	283.2	86400	-	233,948.0
5439000	7/3/2013	175	175	0.2732	47.81	1086	9.2049%	Fecal		CFU/100 mL	200	283.2	86400	-	233,948.0
5439000	5/14/2017	175	175	0.2732	47.81	1086	9.2049%	Fecal		CFU/100 mL	200	283.2	86400	-	233,948.0
5439000	10/1/1993	174	174	0.2732	47.53	1097	9.2982%	Fecal		CFU/100 mL	200	283.2	86400	-	232,611.1
5439000	6/17/1999	174	174	0.2732	47.53	1097	9.2982%	Fecal		CFU/100 mL	200	283.2	86400	-	232,611.1
5439000	3/22/2001	174	174	0.2732	47.53	1097	9.2982%	Fecal		CFU/100 mL	200	283.2	86400	-	232,611.1
5439000	5/19/2004	174	174	0.2732	47.53	1097	9.2982%	Fecal		CFU/100 mL	200	283.2	86400	-	232,611.1
5439000	4/3/2008	174	174	0.2732	47.53	1097	9.2982%	Fecal		CFU/100 mL	200	283.2	86400	-	232,611.1
5439000	2/27/2018	174	174	0.2732	47.53	1097	9.2982%	Fecal		CFU/100 mL	200	283.2	86400	-	232,611.1
5439000	6/9/2018	174	174	0.2732	47.53	1097	9.2982%	Fecal		CFU/100 mL	200	283.2	86400	-	232,611.1
5439000	3/19/1990	173	173	0.2732	47.26	1104	9.3575%	Fecal		CFU/100 mL	200	283.2	86400	-	231,274.3
5439000	5/13/1998	173	173	0.2732	47.26	1104	9.3575%	Fecal		CFU/100 mL	200	283.2	86400	-	231,274.3
5439000	5/16/1999	173	173	0.2732	47.26	1104	9.3575%	Fecal		CFU/100 mL	200	283.2	86400	-	231,274.3
5439000	6/7/2001	173	173	0.2732	47.26	1104	9.3575%	Fecal		CFU/100 mL	200	283.2	86400	-	231,274.3
5439000	5/6/2003	173	173	0.2732	47.26	1104	9.3575%	Fecal		CFU/100 mL	200	283.2	86400	-	231,274.3
5439000	4/25/2011	173	173	0.2732	47.26	1104	9.3575%	Fecal		CFU/100 mL	200	283.2	86400	-	231,274.3
5439000	2/9/2019	173	173	0.2732	47.26	1104	9.3575%	Fecal		CFU/100 mL	200	283.2	86400	-	231,274.3
5439000	2/11/1998	172	172	0.2732	46.99	1111	9.4169%	Fecal		CFU/100 mL	200	283.2	86400	-	229,937.4
5439000	11/4/2009	172	172	0.2732	46.99	1111	9.4169%	Fecal		CFU/100 mL	200	283.2	86400	-	229,937.4
5439000	12/31/2009	172	172	0.2732	46.99	1111	9.4169%	Fecal		CFU/100 mL	200	283.2	86400	-	229,937.4
5439000	3/1/2012	172	172	0.2732	46.99	1111	9.4169%	Fecal		CFU/100 mL	200	283.2	86400	-	229,937.4
5439000	6/29/2018	172	172	0.2732	46.99	1111	9.4169%	Fecal		CFU/100 mL	200	283.2	86400	-	229,937.4
5439000	9/26/2019	172	172	0.2732	46.99	1111	9.4169%	Fecal		CFU/100 mL	200	283.2	86400	-	229,937.4
5439000	5/24/2020	172	172	0.2732	46.99	1111	9.4169%	Fecal		CFU/100 mL	200	283.2	86400	-	229,937.4
5439000	6/7/1993	171	171	0.2732	46.71	1118	9.4762%	Fecal		CFU/100 mL	200	283.2	86400	-	228,600.6
5439000	11/13/1995	171	171	0.2732	46.71	1118	9.4762%	Fecal		CFU/100 mL	200	283.2	86400	-	228,600.6
5439000	6/12/1996	171	171	0.2732	46.71	1118	9.4762%	Fecal		CFU/100 mL	200	283.2	86400	-	228,600.6
5439000	5/9/1997	171	171	0.2732	46.71	1118	9.4762%	Fecal		CFU/100 mL	200	283.2	86400	-	228,600.6
5439000	2/1/1999	171	171	0.2732	46.71	1118	9.4762%	Fecal		CFU/100 mL	200	283.2	86400	-	228,600.6
5439000	2/16/2001	171	171	0.2732	46.71	1118	9.4762%	Fecal		CFU/100 mL	200	283.2	86400	-	228,600.6
5439000	5/2/2003	171	171	0.2732	46.71	1118	9.4762%	Fecal		CFU/100 mL	200	283.2	86400	-	228,600.6
5439000	8/11/2007	171	171	0.2732	46.71	1118	9.4762%	Fecal		CFU/100 mL	200	283.2	86400	-	228,600.6
5439000	4/26/2009	171	171	0.2732	46.71	1118	9.4762%	Fecal		CFU/100 mL	200	283.2	86400	-	228,600.6
5439000	5/13/2015	171	171	0.2732	46.71	1118	9.4762%	Fecal		CFU/100 mL	200	283.2	86400	-	228,600.6
5439000	5/16/2019	171	171	0.2732	46.71	1118	9.4762%	Fecal		CFU/100 mL	200	283.2	86400	-	228,600.6
5439000	10/12/2019	171	171	0.2732	46.71	1118	9.4762%	Fecal		CFU/100 mL	200	283.2	86400	-	228,600.6
5439000	4/8/1998	170	170	0.2732	46.44	1130	9.5779%	Fecal		CFU/100 mL	200	283.2	86400	-	227,263.8
5439000	3/31/2004	170	170	0.2732	46.44	1130	9.5779%	Fecal		CFU/100 mL	200	283.2	86400	-	227,263.8
5439000	12/15/2006	170	170	0.2732	46.44	1130	9.5779%	Fecal		CFU/100 mL	200	283.2	86400	-	227,263.8
5439000	2/26/2009	170	170	0.2732	46.44	1130	9.5779%	Fecal		CFU/100 mL	200	283.2	86400	-	227,263.8
5439000	7/25/2010	170	170	0.2732	46.44	1130	9.5779%	Fecal		CFU/100 mL	200	283.2	86400	-	227,263.8

Gage ID	Date	Discharge (CFS)	Gage Discharge (less Surrogate NPDES) (CFS)	Watershed Area Ratio	Calculated flow (CFS)	Rank	Flow Exceedance %	Parameter	Results	Units (mg or micro_gram	Limit/Standard	100mL/CF	sec/day	Actual Load (million colonies/day)	Allowable Load (million colonies/day)
5439000	2/29/2012	170	170	0.2732	46.44	1130	9.5779%	Fecal		CFU/100 mL	200	283.2	86400	-	227,263.8
5439000	6/26/2015	170	170	0.2732	46.44	1130	9.5779%	Fecal		CFU/100 mL	200	283.2	86400	-	227,263.8
5439000	5/26/2016	170	170	0.2732	46.44	1130	9.5779%	Fecal		CFU/100 mL	200	283.2	86400	-	227,263.8
5439000	5/17/2018	170	170	0.2732	46.44	1130	9.5779%	Fecal		CFU/100 mL	200	283.2	86400	-	227,263.8
5439000	5/21/2018	170	170	0.2732	46.44	1130	9.5779%	Fecal		CFU/100 mL	200	283.2	86400	-	227,263.8
5439000	10/11/2019	170	170	0.2732	46.44	1130	9.5779%	Fecal		CFU/100 mL	200	283.2	86400	-	227,263.8
5439000	4/30/1993	169	169	0.2732	46.17	1141	9.6711%	Fecal		CFU/100 mL	200	283.2	86400	-	225,926.9
5439000	6/22/1996	169	169	0.2732	46.17	1141	9.6711%	Fecal		CFU/100 mL	200	283.2	86400	-	225,926.9
5439000	1/31/1999	169	169	0.2732	46.17	1141	9.6711%	Fecal		CFU/100 mL	200	283.2	86400	-	225,926.9
5439000	4/23/2000	169	169	0.2732	46.17	1141	9.6711%	Fecal		CFU/100 mL	200	283.2	86400	-	225,926.9
5439000	10/23/2001	169	169	0.2732	46.17	1141	9.6711%	Fecal		CFU/100 mL	200	283.2	86400	-	225,926.9
5439000	7/20/2008	169	169	0.2732	46.17	1141	9.6711%	Fecal		CFU/100 mL	200	283.2	86400	-	225,926.9
5439000	10/25/2008	169	169	0.2732	46.17	1141	9.6711%	Fecal		CFU/100 mL	200	283.2	86400	-	225,926.9
5439000	3/18/2010	169	169	0.2732	46.17	1141	9.6711%	Fecal		CFU/100 mL	200	283.2	86400	-	225,926.9
5439000	5/9/2012	169	169	0.2732	46.17	1141	9.6711%	Fecal		CFU/100 mL	200	283.2	86400	-	225,926.9
5439000	5/4/2018	169	169	0.2732	46.17	1141	9.6711%	Fecal		CFU/100 mL	200	283.2	86400	-	225,926.9
5439000	2/17/2022	169	169	0.2732	46.17	1141	9.6711%	Fecal		CFU/100 mL	200	283.2	86400	-	225,926.9
5439000	11/5/1990	168	168	0.2732	45.89	1152	9.7644%	Fecal		CFU/100 mL	200	283.2	86400	-	224,590.1
5439000	4/28/2013	168	168	0.2732	45.89	1152	9.7644%	Fecal		CFU/100 mL	200	283.2	86400	-	224,590.1
5439000	4/18/2017	168	168	0.2732	45.89	1152	9.7644%	Fecal		CFU/100 mL	200	283.2	86400	-	224,590.1
5439000	4/25/1993	167	167	0.2732	45.62	1155	9.7898%	Fecal		CFU/100 mL	200	283.2	86400	-	223,253.2
5439000	3/22/1994	167	167	0.2732	45.62	1155	9.7898%	Fecal		CFU/100 mL	200	283.2	86400	-	223,253.2
5439000	1/6/1998	167	167	0.2732	45.62	1155	9.7898%	Fecal		CFU/100 mL	200	283.2	86400	-	223,253.2
5439000	4/8/2002	167	167	0.2732	45.62	1155	9.7898%	Fecal		CFU/100 mL	200	283.2	86400	-	223,253.2
5439000	5/4/2009	167	167	0.2732	45.62	1155	9.7898%	Fecal		CFU/100 mL	200	283.2	86400	-	223,253.2
5439000	5/8/2009	167	167	0.2732	45.62	1155	9.7898%	Fecal		CFU/100 mL	200	283.2	86400	-	223,253.2
5439000	3/12/2011	167	167	0.2732	45.62	1155	9.7898%	Fecal		CFU/100 mL	200	283.2	86400	-	223,253.2
5439000	7/17/2015	167	167	0.2732	45.62	1155	9.7898%	Fecal		CFU/100 mL	200	283.2	86400	-	223,253.2
5439000	3/8/1992	166	166	0.2732	45.35	1163	9.8576%	Fecal		CFU/100 mL	200	283.2	86400	-	221,916.4
5439000	7/4/1998	166	166	0.2732	45.35	1163	9.8576%	Fecal		CFU/100 mL	200	283.2	86400	-	221,916.4
5439000	3/8/2002	166	166	0.2732	45.35	1163	9.8576%	Fecal		CFU/100 mL	200	283.2	86400	-	221,916.4
5439000	3/16/2009	166	166	0.2732	45.35	1163	9.8576%	Fecal		CFU/100 mL	200	283.2	86400	-	221,916.4
5439000	3/17/2009	166	166	0.2732	45.35	1163	9.8576%	Fecal		CFU/100 mL	200	283.2	86400	-	221,916.4
5439000	4/23/2009	166	166	0.2732	45.35	1163	9.8576%	Fecal		CFU/100 mL	200	283.2	86400	-	221,916.4
5439000	8/28/2009	166	166	0.2732	45.35	1163	9.8576%	Fecal		CFU/100 mL	200	283.2	86400	-	221,916.4
5439000	10/25/2009	166	166	0.2732	45.35	1163	9.8576%	Fecal		CFU/100 mL	200	283.2	86400	-	221,916.4
5439000	5/1/2016	166	166	0.2732	45.35	1163	9.8576%	Fecal		CFU/100 mL	200	283.2	86400	-	221,916.4
5439000	12/13/1991	165	165	0.2732	45.07	1172	9.9339%	Fecal		CFU/100 mL	200	283.2	86400	-	220,579.5
5439000	7/23/1993	165	165	0.2732	45.07	1172	9.9339%	Fecal		CFU/100 mL	200	283.2	86400	-	220,579.5
5439000	6/6/1995	165	165	0.2732	45.07	1172	9.9339%	Fecal		CFU/100 mL	200	283.2	86400	-	220,579.5
5439000	2/11/1999	165	165	0.2732	45.07	1172	9.9339%	Fecal		CFU/100 mL	200	283.2	86400	-	220,579.5
5439000	3/6/2007	165	165	0.2732	45.07	1172	9.9339%	Fecal		CFU/100 mL	200	283.2	86400	-	220,579.5
5439000	7/6/2014	165	165	0.2732	45.07	1172	9.9339%	Fecal		CFU/100 mL	200	283.2	86400	-	220,579.5
5439000	4/1/2016	165	165	0.2732	45.07	1172	9.9339%	Fecal		CFU/100 mL	200	283.2	86400	-	220,579.5
5439000	10/26/2017	165	165	0.2732	45.07	1172	9.9339%	Fecal		CFU/100 mL	200	283.2	86400	-	220,579.5
5439000	5/14/2019	165	165	0.2732	45.07	1172	9.9339%	Fecal		CFU/100 mL	200	283.2	86400	-	220,579.5
5439000	9/27/2019	165	165	0.2732	45.07	1172	9.9339%	Fecal		CFU/100 mL	200	283.2	86400	-	220,579.5
5439000	6/21/2021	165	165	0.2732	45.07	1172	9.9339%	Fecal		CFU/100 mL	200	283.2	86400	-	220,579.5
5439000	8/20/1990	164	164	0.2732	44.80	1183	10.0271%	Fecal		CFU/100 mL	200	283.2	86400	-	219,242.7
5439000	7/2/1993	164	164	0.2732	44.80	1183	10.0271%	Fecal		CFU/100 mL	200	283.2	86400	-	219,242.7
5439000	7/27/1993	164	164	0.2732	44.80	1183	10.0271%	Fecal		CFU/100 mL	200	283.2	86400	-	219,242.7
5439000	5/15/1995	164	164	0.2732	44.80	1183	10.0271%	Fecal		CFU/100 mL	200	283.2	86400	-	219,242.7
5439000	6/1/1995	164	164	0.2732	44.80	1183	10.0271%	Fecal		CFU/100 mL	200	283.2	86400	-	219,242.7
5439000	4/25/1998	164	164	0.2732	44.80	1183	10.0271%	Fecal		CFU/100 mL	200	283.2	86400	-	219,242.7
5439000	7/7/1998	164	164	0.2732	44.80	1183	10.0271%	Fecal		CFU/100 mL	200	283.2	86400	-	219,242.7
5439000	5/20/2002	164	164	0.2732	44.80	1183	10.0271%	Fecal		CFU/100 mL	200	283.2	86400	-	219,242.7
5439000	4/16/2008	164	164	0.2732	44.80	1183	10.0271%	Fecal		CFU/100 mL	200	283.2	86400	-	219,242.7
5439000	5/18/2010	164	164	0.2732	44.80	1183	10.0271%	Fecal		CFU/100 mL	200	283.2	86400	-	219,242.7
5439000	11/21/2015	164	164	0.2732	44.80	1183	10.0271%	Fecal		CFU/100 mL	200	283.2	86400	-	219,242.7
5439000	2/2/1990	163	163	0.2732	44.53	1194	10.1204%	Fecal		CFU/100 mL	200	283.2	86400	-	217,905.8
5439000	11/6/1990	163	163	0.2732	44.53	1194	10.1204%	Fecal		CFU/100 mL	200	283.2	86400	-	217,905.8
5439000	12/8/1991	163	163	0.2732	44.53	1194	10.1204%	Fecal		CFU/100 mL	200	283.2	86400	-	217,905.8
5439000	2/21/2002	163	163	0.2732	44.53	1194	10.1204%	Fecal		CFU/100 mL	200	283.2	86400	-	217,905.8
5439000	6/24/2009	163	163	0.2732	44.53	1194	10.1204%	Fecal		CFU/100 mL	200	283.2	86400	-	217,905.8
5439000	11/5/2019	163	163	0.2732	44.53	1194	10.1204%	Fecal		CFU/100 mL	200	283.2	86400	-	217,905.8
5439000	4/3/2020	163	163	0.2732	44.53	1194	10.1204%	Fecal		CFU/100 mL	200	283.2	86400	-	217,905.8
5439000	7/2/2021	163	163	0.2732	44.53	1194	10.1204%	Fecal		CFU/100 mL	200	283.2	86400	-	217,905.8
5439000	12/3/1990	162	162	0.2732	44.25	1202	10.1882%	Fecal		CFU/100 mL	200	283.2	86400	-	216,569.0
5439000	4/13/1993	162	162	0.2732	44.25	1202	10.1882%	Fecal		CFU/100 mL	200	283.2	86400	-	216,569.0
5439000	11/12/1994	162	162	0.2732	44.25	1202	10.1882%	Fecal		CFU/100 mL	200	283.2	86400	-	216,569.0
5439000	5/12/1996	162	162	0.2732	44.25	1202	10.1882%	Fecal		CFU/100 mL	200	283.2	86400	-	216,569.0
5439000	2/13/1999	162	162	0.2732	44.25	1202	10.1882%	Fecal		CFU/100 mL	200	283.2	86400	-	216,569.0
5439000	5/11/2000	162	162	0.2732	44.25	1202	10.1882%	Fecal		CFU/100 mL	200	283.2	86400	-	216,569.0
5439000	4/24/2009	162	162	0.2732	44.25	1202	10.1882%	Fecal		CFU/100 mL	200	283.2	86400	-	216,569.0
5439000	12/18/2011	162	162	0.2732	44.25	1202	10.1882%	Fecal		CFU/100 mL	200	283.2	86400	-	216,569.0
5439000	5/17/2015	162	162	0.2732	44.25	1202	10.1882%	Fecal		CFU/100 mL	200	283.2	86400	-	216,569.0
5439000	2/28/2018	162	162	0.2732	44.25	1202	10.1882%	Fecal		CFU/100 mL	200	283.2	86400	-	216,569.0
5439000	12/6/2018	162	162	0.2732	44.25	1202	10.1882%	Fecal		CFU/100 mL	200	283.2	86400	-	216,569.0
5439000	3/12/2020	162	162	0.2732	44.25	1202	10.1882%	Fecal		CFU/100 mL	200	283.2	86400	-	216,569.0
5439000	7/20/1990	161	161	0.2732	43.98	1214	10.2899%	Fecal		CFU/100 mL	200	283.2	86400	-	215,232.1
5439000	4/10/1991	161	161	0.2732	43.98	1214	10.2899%	Fecal		CFU/100 mL	200	283.2	86400	-	215,232.1
5439000	12/10/1991	161	161	0.2732	43.98	1214	10.2899%	Fecal		CFU/100 mL	200	283.2	86400	-	215,232.1
5439000	1/2/1993	161	161	0.2732	43.98	1214	10.2899%	Fecal		CFU/100 mL	200	283.2	86400	-	215,232.1
5439000	4/29/1993	161	161	0.2732	43.98	1214	10.2899%	Fecal		CFU/100 mL	200	283.2	86400	-	215,232.1
5439000	6/29/1993	161	161	0.2732	43.98	1214	10.2899%	Fecal		CFU/100 mL	200	283.2	86400	-	215,232.1
5439000	6/15/1998	161	161	0.2732	43.98	1214	10.2899%	Fecal		CFU/100 mL	200	283.2	86400	-	215,232.1
5439000	5/13/2004	161	161	0.2732	43.98	1214	10.2899%	Fecal		CFU/100 mL	200	283.2	86400	-	215,232.1
5439000	4/5/2009	161	161	0.2732	43.98	1214	10.2899%	Fecal		CFU/100 mL	200	283.2	86400	-	215,232.1
5439000	4/19/2011	161	161	0.2732	43.98	1214	10.2899%	Fecal		CFU/100 mL	200	283.2	86400	-	215,232.1
5439000	5/9/2017	161	161	0.2732	43.98	1214	10.2899%	Fecal		CFU/100 mL	200	283.2	86400	-	215,232.1
5439000	1/23/2018	161	161	0.2732	43.98	1214	10.2899%	Fecal		CFU/100 mL	200	283.2	86400	-	215,232.1
5439000	11/15/1992	160	160	0.2732	43.71	1226	10.3916%	Fecal		CFU/100 mL	200	283.2	86400	-	213,895.3
5439000	8/11/1996	160	160	0.2732	43.71	1226	10.3916%	Fecal		CFU/100 mL	200	283.2	86400	-	213,895.3
5439000	4/12/1998	160	160	0.2732	43.71	1226	10.3916%	Fecal		CFU/100 mL	200	283.2	86400	-	213,895.3
5439000	1/30/1999	160	160	0.2732	43.71	1226	10.3916%	Fecal		CFU/100 mL	200	283.2	86400	-	213,895.3
5439000	6/7/2004	160	160	0.2732	43.71	1226	10.3916%	Fecal		CFU/100 mL	200	283.2	86400	-	213,895.3
5439000	4/30/2007	160	160	0.2732	43.71	1226	10.3916%	Fecal		CFU/100 mL	200	283.2	86400	-	213,895.3
5439000	3/7/2008	160	160	0.2732	43.71	1226	10.3916%	Fecal		CFU/100 mL	200	283.2	86400	-	213,895.3
5439000	3/2/2011	160	160	0.2732	43.71	1226	10.3916%	Fecal		CFU/100 mL	200	283.2	86400	-	213,895.3
5439000	6/16/2011	160	160	0.2732	43.71	1226	10.3916%	Fecal		CFU/100 mL	200	283.2	86400	-	213,895.3
5439000	12/4/2015	160	160	0.2732	43.71	1226	10.3916%	Fecal		CFU/100 mL	200	283.2	86400	-	213,895.3
5439000	3/1/2017	160	160	0.2732	43.71	1226	10.3916%	Fecal		CFU/100 mL	200	283.2	86400	-	213,895.3
5439000	4/29/2017	160	160	0.2732	43.71	1226	10.3916%	Fecal		CFU/100 mL	200	283.2	86400	-	213,895.3
5439000	12/2/1990	159	159	0.2732	43.44	1238	10.4933%	Fecal		CFU/100 mL	200	283.2	86400	-	212,558.5
5439000	3/21/1994	159	159	0.2732	43.44	1238	10.4933%	Fecal		CFU/100 mL	200	283.2	86400	-	212,558.5
5439000	1/17/1995	159	159	0.2732	43.44	1238	10.4933%	Fecal		CFU/100 mL	200	283.2	86400	-	212,558.5
5439000	12/10/2003	159	159	0.2732	43.44	1238	10.4933%	Fecal		CFU/100 mL	200	283.2	86400	-	212,558.5
5439000	3/27/2004	159	159	0.2732	43.44	1238	10.4933%	Fecal		CFU/100 mL	200	283.2	86400	-	212,558.5
5439000	2/14/2009	159	159	0.2732	43.44	1238	10.4933%	Fecal		CFU/100 mL	200	283.2	86400	-	212,558.5
5439000	3/4/2018	159	159	0.2732	43.44	1238	10.4933%	Fecal		CFU/100 mL	200	283.2	86400	-	212,558.5
5439000	10/9/2019	159	159	0.2732	43.44	1238	10.4933%	Fecal		CFU/100 mL	200	283.2	86400	-	212,558.5
5439000	4/7/2022	296	296	0.1459	43.20	1246	10.5611%	Fecal		CFU/100 mL	200	283.2	86400	-	211,390.2
5439000	1/3/1993	158	158	0.2732	43.16	1247	10.5696%	Fecal		CFU/100 mL	200	283.2	86400	-	211,221.6
5439000	3/12/1994	158	158	0.2732	43.16	1247	10.5696%	Fecal		CFU/100 mL	200	283.2	86400	-	211,221.6
5439000	6/23/1996	158	158	0.2732	43.16	1247	10.5696%	Fecal		CFU/100 mL	200	283.2	86400	-	211,221.6
5439000	8/1/1996	158	158	0.2732	43.16	1247	10.5696%	Fecal		CFU/100 mL	200	283.2	86400	-	211,221.6
5439000	7/8/1998	158	158	0.2732	43.16	1247	10.5696%	Fecal		CFU/100 mL	200	283.2	86400	-	211,221.6
5439000	2/27/2000	158	158	0.2732	43.16	1247	10.5696%	Fecal		CFU/100 mL	200	283.2	86400	-	211,221.6
5439000	5/29/2004	158	158	0.2732	43.16	1247	10.5696%	Fecal		CFU/100 mL	200	283.2	86400	-	211,221.6
5439000	2/16/2005	158	158	0.2732	43.16	1247	10.5696%	Fecal		CFU/100 mL	200	283.2	86400	-	211,221.6
5439000	12/24/2006	158	158	0.2732	43.16	1247	10.5696%	Fecal		CFU/100 mL	200	283.2	86400	-	211,221.6
5439000	12/25/2007	158	158	0.2732	43.16	1247	10.5696%	Fecal		CFU/100 mL	200	283.2	86400	-	211,221.6
5439000	6/3/2008	158	158	0.2732	43.16	1247	10.5696%	Fecal		CFU/100 mL	200	283.2	86400	-	211,221.6
5439000	12/24/2008	158	158	0.2732	43.16	1247	10.5696%	Fecal		CFU/100 mL	200	283.2	86400	-	211,221.6
5439000	3/18/2009	158	158	0.2732	43.16	1247	10.5696%	Fecal		CFU/100 mL	200	283.2	86400	-	211,221.6
5439000	7/14/2014	158	158	0.2732	43.16	1247	10.5696%	Fecal		CFU/100 mL	200	283.2	86400	-	211,221.6

Gage ID	Date	Discharge (CFS)	Gage Discharge (less Surrogate NPDES) (CFS)	Watershed Area Ratio	Calculated flow (CFS)	Rank	Flow Exceedance %	Parameter	Results	Units (mg or micro_gram	Limit/Standard	100mL/CF	sec/day	Actual Load (million colonies/day)	Allowable Load (million colonies/day)
5439000	3/16/2015	158	158	0.2732	43.16	1247	10.5696%	Fecal		CFU/100 mL	200	283.2	86400	-	211,221.6
5439000	11/30/1992	157	157	0.2732	42.89	1262	10.6967%	Fecal		CFU/100 mL	200	283.2	86400	-	209,884.8
5439000	5/2/1993	157	157	0.2732	42.89	1262	10.6967%	Fecal		CFU/100 mL	200	283.2	86400	-	209,884.8
5439000	4/27/1998	157	157	0.2732	42.89	1262	10.6967%	Fecal		CFU/100 mL	200	283.2	86400	-	209,884.8
5439000	9/28/1999	157	157	0.2732	42.89	1262	10.6967%	Fecal		CFU/100 mL	200	283.2	86400	-	209,884.8
5439000	3/11/2002	157	157	0.2732	42.89	1262	10.6967%	Fecal		CFU/100 mL	200	283.2	86400	-	209,884.8
5439000	9/23/2008	157	157	0.2732	42.89	1262	10.6967%	Fecal		CFU/100 mL	200	283.2	86400	-	209,884.8
5439000	5/14/2009	157	157	0.2732	42.89	1262	10.6967%	Fecal		CFU/100 mL	200	283.2	86400	-	209,884.8
5439000	6/20/2010	157	157	0.2732	42.89	1262	10.6967%	Fecal		CFU/100 mL	200	283.2	86400	-	209,884.8
5439000	7/14/2015	157	157	0.2732	42.89	1262	10.6967%	Fecal		CFU/100 mL	200	283.2	86400	-	209,884.8
5439000	5/6/1990	156	156	0.2732	42.62	1271	10.7730%	Fecal		CFU/100 mL	200	283.2	86400	-	208,547.9
5439000	5/16/1990	156	156	0.2732	42.62	1271	10.7730%	Fecal		CFU/100 mL	200	283.2	86400	-	208,547.9
5439000	6/29/1994	156	156	0.2732	42.62	1271	10.7730%	Fecal		CFU/100 mL	200	283.2	86400	-	208,547.9
5439000	5/23/1996	156	156	0.2732	42.62	1271	10.7730%	Fecal		CFU/100 mL	200	283.2	86400	-	208,547.9
5439000	6/5/1999	156	156	0.2732	42.62	1271	10.7730%	Fecal		CFU/100 mL	200	283.2	86400	-	208,547.9
5439000	2/23/2000	156	156	0.2732	42.62	1271	10.7730%	Fecal		CFU/100 mL	200	283.2	86400	-	208,547.9
5439000	3/23/2001	156	156	0.2732	42.62	1271	10.7730%	Fecal		CFU/100 mL	200	283.2	86400	-	208,547.9
5439000	12/11/2003	156	156	0.2732	42.62	1271	10.7730%	Fecal		CFU/100 mL	200	283.2	86400	-	208,547.9
5439000	3/28/2007	156	156	0.2732	42.62	1271	10.7730%	Fecal		CFU/100 mL	200	283.2	86400	-	208,547.9
5439000	6/19/2009	156	156	0.2732	42.62	1271	10.7730%	Fecal		CFU/100 mL	200	283.2	86400	-	208,547.9
5439000	1/23/2017	156	156	0.2732	42.62	1271	10.7730%	Fecal		CFU/100 mL	200	283.2	86400	-	208,547.9
5439000	12/28/2018	156	156	0.2732	42.62	1271	10.7730%	Fecal		CFU/100 mL	200	283.2	86400	-	208,547.9
5439000	2/4/2020	156	156	0.2732	42.62	1271	10.7730%	Fecal		CFU/100 mL	200	283.2	86400	-	208,547.9
5439000	3/11/1993	155	155	0.2732	42.34	1284	10.8832%	Fecal		CFU/100 mL	200	283.2	86400	-	207,211.1
5439000	4/14/1993	155	155	0.2732	42.34	1284	10.8832%	Fecal		CFU/100 mL	200	283.2	86400	-	207,211.1
5439000	6/24/1993	155	155	0.2732	42.34	1284	10.8832%	Fecal		CFU/100 mL	200	283.2	86400	-	207,211.1
5439000	5/20/1996	155	155	0.2732	42.34	1284	10.8832%	Fecal		CFU/100 mL	200	283.2	86400	-	207,211.1
5439000	7/27/1996	155	155	0.2732	42.34	1284	10.8832%	Fecal		CFU/100 mL	200	283.2	86400	-	207,211.1
5439000	4/26/1998	155	155	0.2732	42.34	1284	10.8832%	Fecal		CFU/100 mL	200	283.2	86400	-	207,211.1
5439000	5/8/1999	155	155	0.2732	42.34	1284	10.8832%	Fecal		CFU/100 mL	200	283.2	86400	-	207,211.1
5439000	5/20/2003	155	155	0.2732	42.34	1284	10.8832%	Fecal		CFU/100 mL	200	283.2	86400	-	207,211.1
5439000	9/4/2007	155	155	0.2732	42.34	1284	10.8832%	Fecal		CFU/100 mL	200	283.2	86400	-	207,211.1
5439000	1/2/2016	155	155	0.2732	42.34	1284	10.8832%	Fecal		CFU/100 mL	200	283.2	86400	-	207,211.1
5439000	1/10/2016	155	155	0.2732	42.34	1284	10.8832%	Fecal		CFU/100 mL	200	283.2	86400	-	207,211.1
5439000	5/11/2016	155	155	0.2732	42.34	1284	10.8832%	Fecal		CFU/100 mL	200	283.2	86400	-	207,211.1
5439000	3/20/2020	155	155	0.2732	42.34	1284	10.8832%	Fecal		CFU/100 mL	200	283.2	86400	-	207,211.1
5439000	3/14/2021	155	155	0.2732	42.34	1284	10.8832%	Fecal		CFU/100 mL	200	283.2	86400	-	207,211.1
5439000	11/1/1994	154	154	0.2732	42.07	1298	11.0019%	Fecal		CFU/100 mL	200	283.2	86400	-	205,874.2
5439000	4/15/1995	154	154	0.2732	42.07	1298	11.0019%	Fecal		CFU/100 mL	200	283.2	86400	-	205,874.2
5439000	5/18/1999	154	154	0.2732	42.07	1298	11.0019%	Fecal		CFU/100 mL	200	283.2	86400	-	205,874.2
5439000	6/2/2001	154	154	0.2732	42.07	1298	11.0019%	Fecal		CFU/100 mL	200	283.2	86400	-	205,874.2
5439000	5/16/2003	154	154	0.2732	42.07	1298	11.0019%	Fecal		CFU/100 mL	200	283.2	86400	-	205,874.2
5439000	4/30/2011	154	154	0.2732	42.07	1298	11.0019%	Fecal		CFU/100 mL	200	283.2	86400	-	205,874.2
5439000	12/27/2015	154	154	0.2732	42.07	1298	11.0019%	Fecal		CFU/100 mL	200	283.2	86400	-	205,874.2
5439000	1/9/2019	154	154	0.2732	42.07	1298	11.0019%	Fecal		CFU/100 mL	200	283.2	86400	-	205,874.2
5439000	4/11/2021	154	154	0.2732	42.07	1298	11.0019%	Fecal		CFU/100 mL	200	283.2	86400	-	205,874.2
5439000	3/20/1990	153	153	0.2732	41.80	1307	11.0781%	Fecal		CFU/100 mL	200	283.2	86400	-	204,537.4
5439000	5/4/1990	153	153	0.2732	41.80	1307	11.0781%	Fecal		CFU/100 mL	200	283.2	86400	-	204,537.4
5439000	3/24/1991	153	153	0.2732	41.80	1307	11.0781%	Fecal		CFU/100 mL	200	283.2	86400	-	204,537.4
5439000	4/9/1991	153	153	0.2732	41.80	1307	11.0781%	Fecal		CFU/100 mL	200	283.2	86400	-	204,537.4
5439000	4/19/1991	153	153	0.2732	41.80	1307	11.0781%	Fecal		CFU/100 mL	200	283.2	86400	-	204,537.4
5439000	12/20/1992	153	153	0.2732	41.80	1307	11.0781%	Fecal		CFU/100 mL	200	283.2	86400	-	204,537.4
5439000	4/4/1998	153	153	0.2732	41.80	1307	11.0781%	Fecal		CFU/100 mL	200	283.2	86400	-	204,537.4
5439000	5/1/1999	153	153	0.2732	41.80	1307	11.0781%	Fecal		CFU/100 mL	200	283.2	86400	-	204,537.4
5439000	6/12/2002	153	153	0.2732	41.80	1307	11.0781%	Fecal		CFU/100 mL	200	283.2	86400	-	204,537.4
5439000	7/23/2007	153	153	0.2732	41.80	1307	11.0781%	Fecal		CFU/100 mL	200	283.2	86400	-	204,537.4
5439000	5/27/2008	153	153	0.2732	41.80	1307	11.0781%	Fecal		CFU/100 mL	200	283.2	86400	-	204,537.4
5439000	8/27/2009	153	153	0.2732	41.80	1307	11.0781%	Fecal		CFU/100 mL	200	283.2	86400	-	204,537.4
5439000	3/8/2011	153	153	0.2732	41.80	1307	11.0781%	Fecal		CFU/100 mL	200	283.2	86400	-	204,537.4
5439000	6/11/2014	153	153	0.2732	41.80	1307	11.0781%	Fecal		CFU/100 mL	200	283.2	86400	-	204,537.4
5439000	3/4/2021	153	153	0.2732	41.80	1307	11.0781%	Fecal		CFU/100 mL	200	283.2	86400	-	204,537.4
5439000	8/22/1990	152	152	0.2732	41.52	1322	11.2053%	Fecal		CFU/100 mL	200	283.2	86400	-	203,200.5
5439000	3/31/1991	152	152	0.2732	41.52	1322	11.2053%	Fecal		CFU/100 mL	200	283.2	86400	-	203,200.5
5439000	9/25/1993	152	152	0.2732	41.52	1322	11.2053%	Fecal		CFU/100 mL	200	283.2	86400	-	203,200.5
5439000	2/26/1994	152	152	0.2732	41.52	1322	11.2053%	Fecal		CFU/100 mL	200	283.2	86400	-	203,200.5
5439000	4/18/1995	152	152	0.2732	41.52	1322	11.2053%	Fecal		CFU/100 mL	200	283.2	86400	-	203,200.5
5439000	4/30/1995	152	152	0.2732	41.52	1322	11.2053%	Fecal		CFU/100 mL	200	283.2	86400	-	203,200.5
5439000	5/11/2004	152	152	0.2732	41.52	1322	11.2053%	Fecal		CFU/100 mL	200	283.2	86400	-	203,200.5
5439000	6/15/2004	152	152	0.2732	41.52	1322	11.2053%	Fecal		CFU/100 mL	200	283.2	86400	-	203,200.5
5439000	4/1/2007	152	152	0.2732	41.52	1322	11.2053%	Fecal		CFU/100 mL	200	283.2	86400	-	203,200.5
5439000	6/25/2014	152	152	0.2732	41.52	1322	11.2053%	Fecal		CFU/100 mL	200	283.2	86400	-	203,200.5
5439000	1/9/2016	152	152	0.2732	41.52	1322	11.2053%	Fecal		CFU/100 mL	200	283.2	86400	-	203,200.5
5439000	5/29/2016	152	152	0.2732	41.52	1322	11.2053%	Fecal		CFU/100 mL	200	283.2	86400	-	203,200.5
5439000	5/19/1991	151	151	0.2732	41.25	1334	11.3070%	Fecal		CFU/100 mL	200	283.2	86400	-	201,863.7
5439000	4/19/1995	151	151	0.2732	41.25	1334	11.3070%	Fecal		CFU/100 mL	200	283.2	86400	-	201,863.7
5439000	2/14/1998	151	151	0.2732	41.25	1334	11.3070%	Fecal		CFU/100 mL	200	283.2	86400	-	201,863.7
5439000	3/8/1998	151	151	0.2732	41.25	1334	11.3070%	Fecal		CFU/100 mL	200	283.2	86400	-	201,863.7
5439000	5/14/1998	151	151	0.2732	41.25	1334	11.3070%	Fecal		CFU/100 mL	200	283.2	86400	-	201,863.7
5439000	6/3/2000	151	151	0.2732	41.25	1334	11.3070%	Fecal		CFU/100 mL	200	283.2	86400	-	201,863.7
5439000	6/19/2000	151	151	0.2732	41.25	1334	11.3070%	Fecal		CFU/100 mL	200	283.2	86400	-	201,863.7
5439000	2/20/2002	151	151	0.2732	41.25	1334	11.3070%	Fecal		CFU/100 mL	200	283.2	86400	-	201,863.7
5439000	5/25/2011	151	151	0.2732	41.25	1334	11.3070%	Fecal		CFU/100 mL	200	283.2	86400	-	201,863.7
5439000	6/5/2011	151	151	0.2732	41.25	1334	11.3070%	Fecal		CFU/100 mL	200	283.2	86400	-	201,863.7
5439000	12/19/2015	151	151	0.2732	41.25	1334	11.3070%	Fecal		CFU/100 mL	200	283.2	86400	-	201,863.7
5439000	3/24/2016	151	151	0.2732	41.25	1334	11.3070%	Fecal		CFU/100 mL	200	283.2	86400	-	201,863.7
5439000	3/26/2016	151	151	0.2732	41.25	1334	11.3070%	Fecal		CFU/100 mL	200	283.2	86400	-	201,863.7
5439000	2/26/2019	151	151	0.2732	41.25	1334	11.3070%	Fecal		CFU/100 mL	200	283.2	86400	-	201,863.7
5439000	3/19/2019	151	151	0.2732	41.25	1334	11.3070%	Fecal		CFU/100 mL	200	283.2	86400	-	201,863.7
5439000	6/7/2019	151	151	0.2732	41.25	1334	11.3070%	Fecal		CFU/100 mL	200	283.2	86400	-	201,863.7
5439000	12/29/1990	150	150	0.2732	40.98	1350	11.4426%	Fecal		CFU/100 mL	200	283.2	86400	-	200,526.8
5439000	10/2/1993	150	150	0.2732	40.98	1350	11.4426%	Fecal		CFU/100 mL	200	283.2	86400	-	200,526.8
5439000	2/20/1997	150	150	0.2732	40.98	1350	11.4426%	Fecal		CFU/100 mL	200	283.2	86400	-	200,526.8
5439000	3/6/1997	150	150	0.2732	40.98	1350	11.4426%	Fecal		CFU/100 mL	200	283.2	86400	-	200,526.8
5439000	4/1/2004	150	150	0.2732	40.98	1350	11.4426%	Fecal		CFU/100 mL	200	283.2	86400	-	200,526.8
5439000	1/14/2005	150	150	0.2732	40.98	1350	11.4426%	Fecal		CFU/100 mL	200	283.2	86400	-	200,526.8
5439000	10/26/2008	150	150	0.2732	40.98	1350	11.4426%	Fecal		CFU/100 mL	200	283.2	86400	-	200,526.8
5439000	4/27/2015	150	150	0.2732	40.98	1350	11.4426%	Fecal		CFU/100 mL	200	283.2	86400	-	200,526.8
5439000	7/16/2020	150	150	0.2732	40.98	1350	11.4426%	Fecal		CFU/100 mL	200	283.2	86400	-	200,526.8
5439000	1/21/1993	149	149	0.2732	40.70	1359	11.5189%	Fecal		CFU/100 mL	200	283.2	86400	-	199,190.0
5439000	5/8/1993	149	149	0.2732	40.70	1359	11.5189%	Fecal		CFU/100 mL	200	283.2	86400	-	199,190.0
5439000	5/16/1995	149	149	0.2732	40.70	1359	11.5189%	Fecal		CFU/100 mL	200	283.2	86400	-	199,190.0
5439000	3/22/1998	149	149	0.2732	40.70	1359	11.5189%	Fecal		CFU/100 mL	200	283.2	86400	-	199,190.0
5439000	4/15/1998	149	149	0.2732	40.70	1359	11.5189%	Fecal		CFU/100 mL	200	283.2	86400	-	199,190.0
5439000	4/12/2001	149	149	0.2732	40.70	1359	11.5189%	Fecal		CFU/100 mL	200	283.2	86400	-	199,190.0
5439000	3/28/2004	149	149	0.2732	40.70	1359	11.5189%	Fecal		CFU/100 mL	200	283.2	86400	-	199,190.0
5439000	3/17/2007	149	149	0.2732	40.70	1359	11.5189%	Fecal		CFU/100 mL	200	283.2	86400	-	199,190.0
5439000	5/9/2009	149	149	0.2732	40.70	1359	11.5189%	Fecal		CFU/100 mL	200	283.2	86400	-	199,190.0
5439000	5/19/2009	149	149	0.2732	40.70	1359	11.5189%	Fecal		CFU/100 mL	200	283.2	86400	-	199,190.0
5439000	10/28/2009	149	149	0.2732	40.70	1359	11.5189%	Fecal		CFU/100 mL	200	283.2	86400	-	199,190.0
5439000	4/9/2010	149	149	0.2732	40.70	1359	11.5189%	Fecal		CFU/100 mL	200	283.2	86400	-	199,190.0
5439000	5/5/2016	149	149	0.2732	40.70	1359	11.5189%	Fecal		CFU/100 mL	200	283.2	86400	-	199,190.0
5439000	5/20/2016	149	149	0.2732	40.70	1359	11.5189%	Fecal		CFU/100 mL	200	283.2	86400	-	199,190.0
5439000	4/10/2017	149	149	0.2732	40.70	1359	11.5189%	Fecal		CFU/100 mL	200	283.2	86400	-	199,190.0
5439000	6/14/2018	149	149	0.2732	40.70	1359	11.5189%	Fecal		CFU/100 mL	200	283.2	86400	-	199,190.0
5439000	3/22/1990	148	148	0.2732	40.43	1375	11.6545%	Fecal		CFU/100 mL	200	283.2	86400	-	197,853.1
5439000	6/4/1991	148	148	0.2732	40.43	1375	11.6545%	Fecal		CFU/100 mL	200	283.2	86400	-	197,853.1
5439000	1/8/1993	148	148	0.2732	40.43	1375	11.6545%	Fecal		CFU/100 mL	200	283.2	86400	-	197,853.1
5439000	9/17/1993	148	148	0.2732	40.43	1375	11.6545%	Fecal		CFU/100 mL	200	283.2	86400	-	197,853.1
5439000	6/27/2000	148	148	0.2732	40.43	1375	11.6545%	Fecal		CFU/100 mL	200	283.2	86400	-	197,853.1
5439000	4/12/2002	148	148	0.2732	40.43	1375	11.6545%	Fecal		CFU/100 mL	200	283.2	86400	-	197,853.1
5439000	4/6/2009	148	148	0.2732	40.43	1375	11.6545%	Fecal		CFU/100 mL	200	283.2	86400	-	197,853.1
5439000	5/6/2009	148	148	0.2732	40.43	1375	11.6545%	Fecal		CFU/100 mL	200	283.2	86400	-	197,853.1
5439000	5/29/2009	148	148	0.2732	40.43	1375	11.6545%	Fecal		CFU/100 mL	200	283.2	86400	-	197,853.1
5439000	3/7/2010	148	148	0.2732	40.43	1375	11.6545%	Fecal		CFU/100 mL	200	283.2	86400	-	197,853.1
5439000	5/19/2011	148	148	0.2732	40.43	1375	11.6545%	Fecal		CFU/100 mL	200	283.2	86400	-	197,853.1
5439000	5/7/2017	148	148	0.2732	40.43	1375	11.6545%	Fecal		CFU/100 mL	200	283.2	86400	-	197,853.1

Gage ID	Date	Discharge (CFS)	Gage Discharge (less Surrogate NPDES) (CFS)	Watershed Area Ratio	Calculated flow (CFS)	Rank	Flow Exceedance %	Parameter	Results	Units (mg or micro_gram	Limit/Standard	100mL/CF	sec/day	Actual Load (million colonies/day)	Allowable Load (million colonies/day)
5439000	3/3/1990	147	147	0.2732	40.16	1387	11.7562%	Fecal		CFU/100 mL	200	283.2	86400	-	196,516.3
5439000	2/25/1992	147	147	0.2732	40.16	1387	11.7562%	Fecal		CFU/100 mL	200	283.2	86400	-	196,516.3
5439000	5/1/1993	147	147	0.2732	40.16	1387	11.7562%	Fecal		CFU/100 mL	200	283.2	86400	-	196,516.3
5439000	8/31/1993	147	147	0.2732	40.16	1387	11.7562%	Fecal		CFU/100 mL	200	283.2	86400	-	196,516.3
5439000	10/24/2001	147	147	0.2732	40.16	1387	11.7562%	Fecal		CFU/100 mL	200	283.2	86400	-	196,516.3
5439000	5/21/2002	147	147	0.2732	40.16	1387	11.7562%	Fecal		CFU/100 mL	200	283.2	86400	-	196,516.3
5439000	6/16/2009	147	147	0.2732	40.16	1387	11.7562%	Fecal		CFU/100 mL	200	283.2	86400	-	196,516.3
5439000	3/22/2010	147	147	0.2732	40.16	1387	11.7562%	Fecal		CFU/100 mL	200	283.2	86400	-	196,516.3
5439000	10/13/2019	147	147	0.2732	40.16	1387	11.7562%	Fecal		CFU/100 mL	200	283.2	86400	-	196,516.3
5439000	11/2/1992	146	146	0.2732	39.88	1396	11.8325%	Fecal		CFU/100 mL	200	283.2	86400	-	195,179.5
5439000	3/14/1994	146	146	0.2732	39.88	1396	11.8325%	Fecal		CFU/100 mL	200	283.2	86400	-	195,179.5
5439000	6/13/1996	146	146	0.2732	39.88	1396	11.8325%	Fecal		CFU/100 mL	200	283.2	86400	-	195,179.5
5439000	4/13/1998	146	146	0.2732	39.88	1396	11.8325%	Fecal		CFU/100 mL	200	283.2	86400	-	195,179.5
5439000	5/11/2002	146	146	0.2732	39.88	1396	11.8325%	Fecal		CFU/100 mL	200	283.2	86400	-	195,179.5
5439000	12/23/2008	146	146	0.2732	39.88	1396	11.8325%	Fecal		CFU/100 mL	200	283.2	86400	-	195,179.5
5439000	4/25/2009	146	146	0.2732	39.88	1396	11.8325%	Fecal		CFU/100 mL	200	283.2	86400	-	195,179.5
5439000	3/18/2013	146	146	0.2732	39.88	1396	11.8325%	Fecal		CFU/100 mL	200	283.2	86400	-	195,179.5
5439000	5/23/2018	146	146	0.2732	39.88	1396	11.8325%	Fecal		CFU/100 mL	200	283.2	86400	-	195,179.5
5439000	6/21/2018	146	146	0.2732	39.88	1396	11.8325%	Fecal		CFU/100 mL	200	283.2	86400	-	195,179.5
5439000	2/4/2019	146	146	0.2732	39.88	1396	11.8325%	Fecal		CFU/100 mL	200	283.2	86400	-	195,179.5
5439000	3/16/2021	146	146	0.2732	39.88	1396	11.8325%	Fecal		CFU/100 mL	200	283.2	86400	-	195,179.5
5439000	3/21/1990	145	145	0.2732	39.61	1408	11.9342%	Fecal		CFU/100 mL	200	283.2	86400	-	193,842.6
5439000	7/1/1990	145	145	0.2732	39.61	1408	11.9342%	Fecal		CFU/100 mL	200	283.2	86400	-	193,842.6
5439000	4/26/1993	145	145	0.2732	39.61	1408	11.9342%	Fecal		CFU/100 mL	200	283.2	86400	-	193,842.6
5439000	5/19/1997	145	145	0.2732	39.61	1408	11.9342%	Fecal		CFU/100 mL	200	283.2	86400	-	193,842.6
5439000	12/8/1998	145	145	0.2732	39.61	1408	11.9342%	Fecal		CFU/100 mL	200	283.2	86400	-	193,842.6
5439000	4/19/1999	145	145	0.2732	39.61	1408	11.9342%	Fecal		CFU/100 mL	200	283.2	86400	-	193,842.6
5439000	12/21/2006	145	145	0.2732	39.61	1408	11.9342%	Fecal		CFU/100 mL	200	283.2	86400	-	193,842.6
5439000	4/13/2007	145	145	0.2732	39.61	1408	11.9342%	Fecal		CFU/100 mL	200	283.2	86400	-	193,842.6
5439000	1/13/2008	145	145	0.2732	39.61	1408	11.9342%	Fecal		CFU/100 mL	200	283.2	86400	-	193,842.6
5439000	3/19/2010	145	145	0.2732	39.61	1408	11.9342%	Fecal		CFU/100 mL	200	283.2	86400	-	193,842.6
5439000	5/28/2015	145	145	0.2732	39.61	1408	11.9342%	Fecal		CFU/100 mL	200	283.2	86400	-	193,842.6
5439000	3/16/2016	145	145	0.2732	39.61	1408	11.9342%	Fecal		CFU/100 mL	200	283.2	86400	-	193,842.6
5439000	8/30/2016	145	145	0.2732	39.61	1408	11.9342%	Fecal		CFU/100 mL	200	283.2	86400	-	193,842.6
5439000	4/16/2019	145	145	0.2732	39.61	1408	11.9342%	Fecal		CFU/100 mL	200	283.2	86400	-	193,842.6
5439000	5/15/2019	145	145	0.2732	39.61	1408	11.9342%	Fecal		CFU/100 mL	200	283.2	86400	-	193,842.6
5439000	9/19/2019	145	145	0.2732	39.61	1408	11.9342%	Fecal		CFU/100 mL	200	283.2	86400	-	193,842.6
5439000	3/25/2021	145	145	0.2732	39.61	1408	11.9342%	Fecal		CFU/100 mL	200	283.2	86400	-	193,842.6
5439000	6/11/1999	144	144	0.2732	39.34	1425	12.0783%	Fecal		CFU/100 mL	200	283.2	86400	-	192,505.8
5439000	7/12/2000	144	144	0.2732	39.34	1425	12.0783%	Fecal		CFU/100 mL	200	283.2	86400	-	192,505.8
5439000	3/2/2001	144	144	0.2732	39.34	1425	12.0783%	Fecal		CFU/100 mL	200	283.2	86400	-	192,505.8
5439000	7/12/2007	144	144	0.2732	39.34	1425	12.0783%	Fecal		CFU/100 mL	200	283.2	86400	-	192,505.8
5439000	4/4/2008	144	144	0.2732	39.34	1425	12.0783%	Fecal		CFU/100 mL	200	283.2	86400	-	192,505.8
5439000	1/4/2009	144	144	0.2732	39.34	1425	12.0783%	Fecal		CFU/100 mL	200	283.2	86400	-	192,505.8
5439000	5/5/2009	144	144	0.2732	39.34	1425	12.0783%	Fecal		CFU/100 mL	200	283.2	86400	-	192,505.8
5439000	11/12/2011	144	144	0.2732	39.34	1425	12.0783%	Fecal		CFU/100 mL	200	283.2	86400	-	192,505.8
5439000	4/29/2013	144	144	0.2732	39.34	1425	12.0783%	Fecal		CFU/100 mL	200	283.2	86400	-	192,505.8
5439000	6/27/2015	144	144	0.2732	39.34	1425	12.0783%	Fecal		CFU/100 mL	200	283.2	86400	-	192,505.8
5439000	1/3/2019	144	144	0.2732	39.34	1425	12.0783%	Fecal		CFU/100 mL	200	283.2	86400	-	192,505.8
5439000	5/21/1990	143	143	0.2732	39.06	1436	12.1716%	Fecal		CFU/100 mL	200	283.2	86400	-	191,168.9
5439000	3/9/1992	143	143	0.2732	39.06	1436	12.1716%	Fecal		CFU/100 mL	200	283.2	86400	-	191,168.9
5439000	2/1/1993	143	143	0.2732	39.06	1436	12.1716%	Fecal		CFU/100 mL	200	283.2	86400	-	191,168.9
5439000	5/22/1996	143	143	0.2732	39.06	1436	12.1716%	Fecal		CFU/100 mL	200	283.2	86400	-	191,168.9
5439000	2/5/1999	143	143	0.2732	39.06	1436	12.1716%	Fecal		CFU/100 mL	200	283.2	86400	-	191,168.9
5439000	3/26/2004	143	143	0.2732	39.06	1436	12.1716%	Fecal		CFU/100 mL	200	283.2	86400	-	191,168.9
5439000	12/11/2008	143	143	0.2732	39.06	1436	12.1716%	Fecal		CFU/100 mL	200	283.2	86400	-	191,168.9
5439000	5/15/2017	143	143	0.2732	39.06	1436	12.1716%	Fecal		CFU/100 mL	200	283.2	86400	-	191,168.9
5439000	5/3/2020	143	143	0.2732	39.06	1436	12.1716%	Fecal		CFU/100 mL	200	283.2	86400	-	191,168.9
5439000	12/4/1990	142	142	0.2732	38.79	1445	12.2478%	Fecal		CFU/100 mL	200	283.2	86400	-	189,832.1
5439000	12/18/1990	142	142	0.2732	38.79	1445	12.2478%	Fecal		CFU/100 mL	200	283.2	86400	-	189,832.1
5439000	7/24/1993	142	142	0.2732	38.79	1445	12.2478%	Fecal		CFU/100 mL	200	283.2	86400	-	189,832.1
5439000	11/14/1994	142	142	0.2732	38.79	1445	12.2478%	Fecal		CFU/100 mL	200	283.2	86400	-	189,832.1
5439000	6/18/1999	142	142	0.2732	38.79	1445	12.2478%	Fecal		CFU/100 mL	200	283.2	86400	-	189,832.1
5439000	5/10/2000	142	142	0.2732	38.79	1445	12.2478%	Fecal		CFU/100 mL	200	283.2	86400	-	189,832.1
5439000	6/20/2000	142	142	0.2732	38.79	1445	12.2478%	Fecal		CFU/100 mL	200	283.2	86400	-	189,832.1
5439000	1/31/2001	142	142	0.2732	38.79	1445	12.2478%	Fecal		CFU/100 mL	200	283.2	86400	-	189,832.1
5439000	3/19/2009	142	142	0.2732	38.79	1445	12.2478%	Fecal		CFU/100 mL	200	283.2	86400	-	189,832.1
5439000	6/12/2009	142	142	0.2732	38.79	1445	12.2478%	Fecal		CFU/100 mL	200	283.2	86400	-	189,832.1
5439000	6/24/2016	142	142	0.2732	38.79	1445	12.2478%	Fecal		CFU/100 mL	200	283.2	86400	-	189,832.1
5439000	6/20/2018	142	142	0.2732	38.79	1445	12.2478%	Fecal		CFU/100 mL	200	283.2	86400	-	189,832.1
5439000	1/7/2019	142	142	0.2732	38.79	1445	12.2478%	Fecal		CFU/100 mL	200	283.2	86400	-	189,832.1
5439000	1/13/2020	142	142	0.2732	38.79	1445	12.2478%	Fecal		CFU/100 mL	200	283.2	86400	-	189,832.1
5439000	2/19/2022	142	142	0.2732	38.79	1445	12.2478%	Fecal		CFU/100 mL	200	283.2	86400	-	189,832.1
5439000	11/28/1994	141	141	0.2732	38.52	1460	12.3750%	Fecal		CFU/100 mL	200	283.2	86400	-	188,495.2
5439000	6/27/1996	141	141	0.2732	38.52	1460	12.3750%	Fecal		CFU/100 mL	200	283.2	86400	-	188,495.2
5439000	4/28/1998	141	141	0.2732	38.52	1460	12.3750%	Fecal		CFU/100 mL	200	283.2	86400	-	188,495.2
5439000	3/3/2001	141	141	0.2732	38.52	1460	12.3750%	Fecal		CFU/100 mL	200	283.2	86400	-	188,495.2
5439000	6/8/2004	141	141	0.2732	38.52	1460	12.3750%	Fecal		CFU/100 mL	200	283.2	86400	-	188,495.2
5439000	4/2/2007	141	141	0.2732	38.52	1460	12.3750%	Fecal		CFU/100 mL	200	283.2	86400	-	188,495.2
5439000	3/7/2009	141	141	0.2732	38.52	1460	12.3750%	Fecal		CFU/100 mL	200	283.2	86400	-	188,495.2
5439000	5/14/2015	141	141	0.2732	38.52	1460	12.3750%	Fecal		CFU/100 mL	200	283.2	86400	-	188,495.2
5439000	1/26/2017	141	141	0.2732	38.52	1460	12.3750%	Fecal		CFU/100 mL	200	283.2	86400	-	188,495.2
5439000	7/25/2017	141	141	0.2732	38.52	1460	12.3750%	Fecal		CFU/100 mL	200	283.2	86400	-	188,495.2
5439000	5/25/2020	141	141	0.2732	38.52	1460	12.3750%	Fecal		CFU/100 mL	200	283.2	86400	-	188,495.2
5439000	7/28/1993	140	140	0.2732	38.24	1471	12.4682%	Fecal		CFU/100 mL	200	283.2	86400	-	187,158.4
5439000	3/9/1994	140	140	0.2732	38.24	1471	12.4682%	Fecal		CFU/100 mL	200	283.2	86400	-	187,158.4
5439000	3/24/1994	140	140	0.2732	38.24	1471	12.4682%	Fecal		CFU/100 mL	200	283.2	86400	-	187,158.4
5439000	3/4/2001	140	140	0.2732	38.24	1471	12.4682%	Fecal		CFU/100 mL	200	283.2	86400	-	187,158.4
5439000	6/3/2007	140	140	0.2732	38.24	1471	12.4682%	Fecal		CFU/100 mL	200	283.2	86400	-	187,158.4
5439000	6/22/2009	140	140	0.2732	38.24	1471	12.4682%	Fecal		CFU/100 mL	200	283.2	86400	-	187,158.4
5439000	3/23/2014	140	140	0.2732	38.24	1471	12.4682%	Fecal		CFU/100 mL	200	283.2	86400	-	187,158.4
5439000	7/21/2017	140	140	0.2732	38.24	1471	12.4682%	Fecal		CFU/100 mL	200	283.2	86400	-	187,158.4
5439000	3/21/2021	140	140	0.2732	38.24	1471	12.4682%	Fecal		CFU/100 mL	200	283.2	86400	-	187,158.4
5439000	12/12/1991	139	139	0.2732	37.97	1480	12.5445%	Fecal		CFU/100 mL	200	283.2	86400	-	185,821.5
5439000	2/19/1992	139	139	0.2732	37.97	1480	12.5445%	Fecal		CFU/100 mL	200	283.2	86400	-	185,821.5
5439000	3/19/1999	139	139	0.2732	37.97	1480	12.5445%	Fecal		CFU/100 mL	200	283.2	86400	-	185,821.5
5439000	2/17/2001	139	139	0.2732	37.97	1480	12.5445%	Fecal		CFU/100 mL	200	283.2	86400	-	185,821.5
5439000	9/5/2007	139	139	0.2732	37.97	1480	12.5445%	Fecal		CFU/100 mL	200	283.2	86400	-	185,821.5
5439000	5/31/2008	139	139	0.2732	37.97	1480	12.5445%	Fecal		CFU/100 mL	200	283.2	86400	-	185,821.5
5439000	6/26/2010	139	139	0.2732	37.97	1480	12.5445%	Fecal		CFU/100 mL	200	283.2	86400	-	185,821.5
5439000	1/3/2011	139	139	0.2732	37.97	1480	12.5445%	Fecal		CFU/100 mL	200	283.2	86400	-	185,821.5
5439000	3/4/2011	139	139	0.2732	37.97	1480	12.5445%	Fecal		CFU/100 mL	200	283.2	86400	-	185,821.5
5439000	7/7/2014	139	139	0.2732	37.97	1480	12.5445%	Fecal		CFU/100 mL	200	283.2	86400	-	185,821.5
5439000	5/26/2015	139	139	0.2732	37.97	1480	12.5445%	Fecal		CFU/100 mL	200	283.2	86400	-	185,821.5
5439000	12/5/2015	139	139	0.2732	37.97	1480	12.5445%	Fecal		CFU/100 mL	200	283.2	86400	-	185,821.5
5439000	1/11/2016	139	139	0.2732	37.97	1480	12.5445%	Fecal		CFU/100 mL	200	283.2	86400	-	185,821.5
5439000	4/19/2017	139	139	0.2732	37.97	1480	12.5445%	Fecal		CFU/100 mL	200	283.2	86400	-	185,821.5
5439000	8/4/1990	138	138	0.2732	37.70	1494	12.6632%	Fecal		CFU/100 mL	200	283.2	86400	-	184,484.7
5439000	4/17/1992	138	138	0.2732	37.70	1494	12.6632%	Fecal		CFU/100 mL	200	283.2	86400	-	184,484.7
5439000	5/8/1995	138	138	0.2732	37.70	1494	12.6632%	Fecal		CFU/100 mL	200	283.2	86400	-	184,484.7
5439000	1/9/1998	138	138	0.2732	37.70	1494	12.6632%	Fecal		CFU/100 mL	200	283.2	86400	-	184,484.7
5439000	5/15/1998	138	138	0.2732	37.70	1494	12.6632%	Fecal		CFU/100 mL	200	283.2	86400	-	184,484.7
5439000	10/20/1998	138	138	0.2732	37.70	1494	12.6632%	Fecal		CFU/100 mL	200	283.2	86400	-	184,484.7
5439000	2/1/2001	138	138	0.2732	37.70	1494	12.6632%	Fecal		CFU/100 mL	200	283.2	86400	-	184,484.7
5439000	3/8/2004	138	138	0.2732	37.70	1494	12.6632%	Fecal		CFU/100 mL	200	283.2	86400	-	184,484.7
5439000	12/16/2006	138	138	0.2732	37.70	1494	12.6632%	Fecal		CFU/100 mL	200	283.2	86400	-	184,484.7
5439000	3/29/2007	138	138	0.2732	37.70	1494	12.6632%	Fecal		CFU/100 mL	200	283.2	86400	-	184,484.7
5439000	4/3/2007	138	138	0.2732	37.70	1494	12.6632%	Fecal		CFU/100 mL	200	283.2	86400	-	184,484.7
5439000	3/16/2008	138	138	0.2732	37.70	1494	12.6632%	Fecal		CFU/100 mL	200	283.2	86400	-	184,484.7
5439000	5/15/2008	138	138	0.2732	37.70	1494	12.6632%	Fecal		CFU/100 mL	200	283.2	86400	-	184,484.7
5439000	4/19/2009	138	138	0.2732	37.70	1494	12.6632%	Fecal		CFU/100 mL	200	283.2	86400	-	184,484.7
5439000	11/5/2009	138	138	0.2732	37.70	1494	12.6632%	Fecal		CFU/100 mL	200	283.2	86400	-	184,484.7
5439000	12/19/2011	138	138	0.2732	37.70	1494	12.6632%	Fecal		CFU/100 mL	200	283.2	86400	-	184,484.7
5439000	5/16/2015	138	138	0.2732	37.70	1494	12.6632%	Fecal		CFU/100 mL	200	283.2	86400	-	184,484.7
5439000	11/30/2016	138	138	0.2732	37.70	1494	12.6632%	Fecal		CFU/100 mL	200	283.2	86400	-	184,484.7
5439000	1/24/2017	138	138	0.2732	37.70	1494	12.6632%	Fecal		CFU/100 mL	200	283.2	86400	-	184,484.7

Gage ID	Date	Discharge (CFS)	Gage Discharge (less Surrogate NPDES) (CFS)	Watershed Area Ratio	Calculated flow (CFS)	Rank	Flow Exceedance %	Parameter	Results	Units (mg or micro_gram	Limit/Standard	100mL/CF	sec/day	Actual Load (million colonies/day)	Allowable Load (million colonies/day)
5439000	1/25/2017	138	138	0.2732	37.70	1494	12.6632%	Fecal		CFU/100 mL	200	283.2	86400	-	184,484.7
5439000	10/10/2019	138	138	0.2732	37.70	1494	12.6632%	Fecal		CFU/100 mL	200	283.2	86400	-	184,484.7
5439000	11/6/2019	138	138	0.2732	37.70	1494	12.6632%	Fecal		CFU/100 mL	200	283.2	86400	-	184,484.7
5439000	9/10/1992	137	137	0.2732	37.43	1516	12.8496%	Fecal		CFU/100 mL	200	283.2	86400	-	183,147.8
5439000	12/1/1992	137	137	0.2732	37.43	1516	12.8496%	Fecal		CFU/100 mL	200	283.2	86400	-	183,147.8
5439000	5/1/2007	137	137	0.2732	37.43	1516	12.8496%	Fecal		CFU/100 mL	200	283.2	86400	-	183,147.8
5439000	9/24/2008	137	137	0.2732	37.43	1516	12.8496%	Fecal		CFU/100 mL	200	283.2	86400	-	183,147.8
5439000	1/1/2010	137	137	0.2732	37.43	1516	12.8496%	Fecal		CFU/100 mL	200	283.2	86400	-	183,147.8
5439000	1/28/2010	137	137	0.2732	37.43	1516	12.8496%	Fecal		CFU/100 mL	200	283.2	86400	-	183,147.8
5439000	7/6/2016	137	137	0.2732	37.43	1516	12.8496%	Fecal		CFU/100 mL	200	283.2	86400	-	183,147.8
5439000	3/2/2017	137	137	0.2732	37.43	1516	12.8496%	Fecal		CFU/100 mL	200	283.2	86400	-	183,147.8
5439000	5/28/2017	137	137	0.2732	37.43	1516	12.8496%	Fecal		CFU/100 mL	200	283.2	86400	-	183,147.8
5439000	3/20/2019	137	137	0.2732	37.43	1516	12.8496%	Fecal		CFU/100 mL	200	283.2	86400	-	183,147.8
5439000	11/13/1994	136	136	0.2732	37.15	1526	12.9344%	Fecal		CFU/100 mL	200	283.2	86400	-	181,811.0
5439000	6/7/1995	136	136	0.2732	37.15	1526	12.9344%	Fecal		CFU/100 mL	200	283.2	86400	-	181,811.0
5439000	11/10/1995	136	136	0.2732	37.15	1526	12.9344%	Fecal		CFU/100 mL	200	283.2	86400	-	181,811.0
5439000	8/12/1996	136	136	0.2732	37.15	1526	12.9344%	Fecal		CFU/100 mL	200	283.2	86400	-	181,811.0
5439000	5/22/2002	136	136	0.2732	37.15	1526	12.9344%	Fecal		CFU/100 mL	200	283.2	86400	-	181,811.0
5439000	7/18/2007	136	136	0.2732	37.15	1526	12.9344%	Fecal		CFU/100 mL	200	283.2	86400	-	181,811.0
5439000	5/1/2011	136	136	0.2732	37.15	1526	12.9344%	Fecal		CFU/100 mL	200	283.2	86400	-	181,811.0
5439000	3/15/2021	136	136	0.2732	37.15	1526	12.9344%	Fecal		CFU/100 mL	200	283.2	86400	-	181,811.0
5439000	11/16/1992	135	135	0.2732	36.88	1534	13.0022%	Fecal		CFU/100 mL	200	283.2	86400	-	180,474.2
5439000	7/3/1993	135	135	0.2732	36.88	1534	13.0022%	Fecal		CFU/100 mL	200	283.2	86400	-	180,474.2
5439000	4/21/1999	135	135	0.2732	36.88	1534	13.0022%	Fecal		CFU/100 mL	200	283.2	86400	-	180,474.2
5439000	2/18/2001	135	135	0.2732	36.88	1534	13.0022%	Fecal		CFU/100 mL	200	283.2	86400	-	180,474.2
5439000	3/24/2001	135	135	0.2732	36.88	1534	13.0022%	Fecal		CFU/100 mL	200	283.2	86400	-	180,474.2
5439000	6/13/2002	135	135	0.2732	36.88	1534	13.0022%	Fecal		CFU/100 mL	200	283.2	86400	-	180,474.2
5439000	3/18/2007	135	135	0.2732	36.88	1534	13.0022%	Fecal		CFU/100 mL	200	283.2	86400	-	180,474.2
5439000	12/25/2008	135	135	0.2732	36.88	1534	13.0022%	Fecal		CFU/100 mL	200	283.2	86400	-	180,474.2
5439000	4/7/2009	135	135	0.2732	36.88	1534	13.0022%	Fecal		CFU/100 mL	200	283.2	86400	-	180,474.2
5439000	6/20/2009	135	135	0.2732	36.88	1534	13.0022%	Fecal		CFU/100 mL	200	283.2	86400	-	180,474.2
5439000	11/26/2009	135	135	0.2732	36.88	1534	13.0022%	Fecal		CFU/100 mL	200	283.2	86400	-	180,474.2
5439000	11/27/2009	135	135	0.2732	36.88	1534	13.0022%	Fecal		CFU/100 mL	200	283.2	86400	-	180,474.2
5439000	3/2/2012	135	135	0.2732	36.88	1534	13.0022%	Fecal		CFU/100 mL	200	283.2	86400	-	180,474.2
5439000	6/30/2018	135	135	0.2732	36.88	1534	13.0022%	Fecal		CFU/100 mL	200	283.2	86400	-	180,474.2
5439000	2/9/1990	134	134	0.2732	36.61	1548	13.1209%	Fecal		CFU/100 mL	200	283.2	86400	-	179,137.3
5439000	7/21/1990	134	134	0.2732	36.61	1548	13.1209%	Fecal		CFU/100 mL	200	283.2	86400	-	179,137.3
5439000	4/11/1991	134	134	0.2732	36.61	1548	13.1209%	Fecal		CFU/100 mL	200	283.2	86400	-	179,137.3
5439000	5/6/1991	134	134	0.2732	36.61	1548	13.1209%	Fecal		CFU/100 mL	200	283.2	86400	-	179,137.3
5439000	12/2/1991	134	134	0.2732	36.61	1548	13.1209%	Fecal		CFU/100 mL	200	283.2	86400	-	179,137.3
5439000	5/9/1993	134	134	0.2732	36.61	1548	13.1209%	Fecal		CFU/100 mL	200	283.2	86400	-	179,137.3
5439000	6/25/1993	134	134	0.2732	36.61	1548	13.1209%	Fecal		CFU/100 mL	200	283.2	86400	-	179,137.3
5439000	12/28/1994	134	134	0.2732	36.61	1548	13.1209%	Fecal		CFU/100 mL	200	283.2	86400	-	179,137.3
5439000	8/2/1996	134	134	0.2732	36.61	1548	13.1209%	Fecal		CFU/100 mL	200	283.2	86400	-	179,137.3
5439000	5/2/1999	134	134	0.2732	36.61	1548	13.1209%	Fecal		CFU/100 mL	200	283.2	86400	-	179,137.3
5439000	3/12/2002	134	134	0.2732	36.61	1548	13.1209%	Fecal		CFU/100 mL	200	283.2	86400	-	179,137.3
5439000	4/12/2007	134	134	0.2732	36.61	1548	13.1209%	Fecal		CFU/100 mL	200	283.2	86400	-	179,137.3
5439000	5/19/2010	134	134	0.2732	36.61	1548	13.1209%	Fecal		CFU/100 mL	200	283.2	86400	-	179,137.3
5439000	2/23/2011	134	134	0.2732	36.61	1548	13.1209%	Fecal		CFU/100 mL	200	283.2	86400	-	179,137.3
5439000	7/4/2013	134	134	0.2732	36.61	1548	13.1209%	Fecal		CFU/100 mL	200	283.2	86400	-	179,137.3
5439000	5/18/2015	134	134	0.2732	36.61	1548	13.1209%	Fecal		CFU/100 mL	200	283.2	86400	-	179,137.3
5439000	3/17/2016	134	134	0.2732	36.61	1548	13.1209%	Fecal		CFU/100 mL	200	283.2	86400	-	179,137.3
5439000	3/31/2016	134	134	0.2732	36.61	1548	13.1209%	Fecal		CFU/100 mL	200	283.2	86400	-	179,137.3
5439000	6/1/2016	134	134	0.2732	36.61	1548	13.1209%	Fecal		CFU/100 mL	200	283.2	86400	-	179,137.3
5439000	1/19/2017	134	134	0.2732	36.61	1548	13.1209%	Fecal		CFU/100 mL	200	283.2	86400	-	179,137.3
5439000	4/4/2020	134	134	0.2732	36.61	1548	13.1209%	Fecal		CFU/100 mL	200	283.2	86400	-	179,137.3
5439000	5/17/1990	133	133	0.2732	36.33	1569	13.2989%	Fecal		CFU/100 mL	200	283.2	86400	-	177,800.5
5439000	12/14/1991	133	133	0.2732	36.33	1569	13.2989%	Fecal		CFU/100 mL	200	283.2	86400	-	177,800.5
5439000	3/10/1992	133	133	0.2732	36.33	1569	13.2989%	Fecal		CFU/100 mL	200	283.2	86400	-	177,800.5
5439000	4/27/1993	133	133	0.2732	36.33	1569	13.2989%	Fecal		CFU/100 mL	200	283.2	86400	-	177,800.5
5439000	4/29/1998	133	133	0.2732	36.33	1569	13.2989%	Fecal		CFU/100 mL	200	283.2	86400	-	177,800.5
5439000	6/8/2001	133	133	0.2732	36.33	1569	13.2989%	Fecal		CFU/100 mL	200	283.2	86400	-	177,800.5
5439000	12/25/2006	133	133	0.2732	36.33	1569	13.2989%	Fecal		CFU/100 mL	200	283.2	86400	-	177,800.5
5439000	4/14/2007	133	133	0.2732	36.33	1569	13.2989%	Fecal		CFU/100 mL	200	283.2	86400	-	177,800.5
5439000	4/13/2013	133	133	0.2732	36.33	1569	13.2989%	Fecal		CFU/100 mL	200	283.2	86400	-	177,800.5
5439000	1/22/2018	133	133	0.2732	36.33	1569	13.2989%	Fecal		CFU/100 mL	200	283.2	86400	-	177,800.5
5439000	3/21/2019	133	133	0.2732	36.33	1569	13.2989%	Fecal		CFU/100 mL	200	283.2	86400	-	177,800.5
5439000	1/1/2020	133	133	0.2732	36.33	1569	13.2989%	Fecal		CFU/100 mL	200	283.2	86400	-	177,800.5
5439000	2/7/1991	132	132	0.2732	36.06	1581	13.4006%	Fecal		CFU/100 mL	200	283.2	86400	-	176,463.6
5439000	4/5/1998	132	132	0.2732	36.06	1581	13.4006%	Fecal		CFU/100 mL	200	283.2	86400	-	176,463.6
5439000	10/25/2001	132	132	0.2732	36.06	1581	13.4006%	Fecal		CFU/100 mL	200	283.2	86400	-	176,463.6
5439000	5/23/2002	132	132	0.2732	36.06	1581	13.4006%	Fecal		CFU/100 mL	200	283.2	86400	-	176,463.6
5439000	6/16/2004	132	132	0.2732	36.06	1581	13.4006%	Fecal		CFU/100 mL	200	283.2	86400	-	176,463.6
5439000	3/31/2007	132	132	0.2732	36.06	1581	13.4006%	Fecal		CFU/100 mL	200	283.2	86400	-	176,463.6
5439000	8/3/2010	132	132	0.2732	36.06	1581	13.4006%	Fecal		CFU/100 mL	200	283.2	86400	-	176,463.6
5439000	6/17/2011	132	132	0.2732	36.06	1581	13.4006%	Fecal		CFU/100 mL	200	283.2	86400	-	176,463.6
5439000	12/4/2011	132	132	0.2732	36.06	1581	13.4006%	Fecal		CFU/100 mL	200	283.2	86400	-	176,463.6
5439000	5/25/2015	132	132	0.2732	36.06	1581	13.4006%	Fecal		CFU/100 mL	200	283.2	86400	-	176,463.6
5439000	7/20/2017	132	132	0.2732	36.06	1581	13.4006%	Fecal		CFU/100 mL	200	283.2	86400	-	176,463.6
5439000	10/24/2017	132	132	0.2732	36.06	1581	13.4006%	Fecal		CFU/100 mL	200	283.2	86400	-	176,463.6
5439000	10/22/2019	132	132	0.2732	36.06	1581	13.4006%	Fecal		CFU/100 mL	200	283.2	86400	-	176,463.6
5439000	3/17/2021	132	132	0.2732	36.06	1581	13.4006%	Fecal		CFU/100 mL	200	283.2	86400	-	176,463.6
5439000	3/24/2021	132	132	0.2732	36.06	1581	13.4006%	Fecal		CFU/100 mL	200	283.2	86400	-	176,463.6
5439000	5/7/1990	131	131	0.2732	35.79	1596	13.5277%	Fecal		CFU/100 mL	200	283.2	86400	-	175,126.8
5439000	8/30/1993	131	131	0.2732	35.79	1596	13.5277%	Fecal		CFU/100 mL	200	283.2	86400	-	175,126.8
5439000	6/16/1998	131	131	0.2732	35.79	1596	13.5277%	Fecal		CFU/100 mL	200	283.2	86400	-	175,126.8
5439000	11/10/2000	131	131	0.2732	35.79	1596	13.5277%	Fecal		CFU/100 mL	200	283.2	86400	-	175,126.8
5439000	5/17/2003	131	131	0.2732	35.79	1596	13.5277%	Fecal		CFU/100 mL	200	283.2	86400	-	175,126.8
5439000	3/2/2009	131	131	0.2732	35.79	1596	13.5277%	Fecal		CFU/100 mL	200	283.2	86400	-	175,126.8
5439000	3/13/2011	131	131	0.2732	35.79	1596	13.5277%	Fecal		CFU/100 mL	200	283.2	86400	-	175,126.8
5439000	1/30/2013	131	131	0.2732	35.79	1596	13.5277%	Fecal		CFU/100 mL	200	283.2	86400	-	175,126.8
5439000	6/8/2019	131	131	0.2732	35.79	1596	13.5277%	Fecal		CFU/100 mL	200	283.2	86400	-	175,126.8
5439000	10/26/2019	131	131	0.2732	35.79	1596	13.5277%	Fecal		CFU/100 mL	200	283.2	86400	-	175,126.8
5439000	3/25/1991	130	130	0.2732	35.51	1606	13.6125%	Fecal		CFU/100 mL	200	283.2	86400	-	173,789.9
5439000	1/5/1995	130	130	0.2732	35.51	1606	13.6125%	Fecal		CFU/100 mL	200	283.2	86400	-	173,789.9
5439000	2/20/1995	130	130	0.2732	35.51	1606	13.6125%	Fecal		CFU/100 mL	200	283.2	86400	-	173,789.9
5439000	6/19/1998	130	130	0.2732	35.51	1606	13.6125%	Fecal		CFU/100 mL	200	283.2	86400	-	173,789.9
5439000	5/7/2003	130	130	0.2732	35.51	1606	13.6125%	Fecal		CFU/100 mL	200	283.2	86400	-	173,789.9
5439000	4/2/2004	130	130	0.2732	35.51	1606	13.6125%	Fecal		CFU/100 mL	200	283.2	86400	-	173,789.9
5439000	1/15/2005	130	130	0.2732	35.51	1606	13.6125%	Fecal		CFU/100 mL	200	283.2	86400	-	173,789.9
5439000	11/30/2006	130	130	0.2732	35.51	1606	13.6125%	Fecal		CFU/100 mL	200	283.2	86400	-	173,789.9
5439000	3/7/2007	130	130	0.2732	35.51	1606	13.6125%	Fecal		CFU/100 mL	200	283.2	86400	-	173,789.9
5439000	3/19/2007	130	130	0.2732	35.51	1606	13.6125%	Fecal		CFU/100 mL	200	283.2	86400	-	173,789.9
5439000	8/19/2007	130	130	0.2732	35.51	1606	13.6125%	Fecal		CFU/100 mL	200	283.2	86400	-	173,789.9
5439000	6/13/2008	130	130	0.2732	35.51	1606	13.6125%	Fecal		CFU/100 mL	200	283.2	86400	-	173,789.9
5439000	3/23/2011	130	130	0.2732	35.51	1606	13.6125%	Fecal		CFU/100 mL	200	283.2	86400	-	173,789.9
5439000	1/3/2016	130	130	0.2732	35.51	1606	13.6125%	Fecal		CFU/100 mL	200	283.2	86400	-	173,789.9
5439000	6/16/2019	130	130	0.2732	35.51	1606	13.6125%	Fecal		CFU/100 mL	200	283.2	86400	-	173,789.9
5439000	11/22/2019	130	130	0.2732	35.51	1606	13.6125%	Fecal		CFU/100 mL	200	283.2	86400	-	173,789.9
5439000	11/15/1994	129	129	0.2732	35.24	1622	13.7481%	Fecal		CFU/100 mL	200	283.2	86400	-	172,453.1
5439000	5/17/1995	129	129	0.2732	35.24	1622	13.7481%	Fecal		CFU/100 mL	200	283.2	86400	-	172,453.1
5439000	5/10/1997	129	129	0.2732	35.24	1622	13.7481%	Fecal		CFU/100 mL	200	283.2	86400	-	172,453.1
5439000	4/14/1998	129	129	0.2732	35.24	1622	13.7481%	Fecal		CFU/100 mL	200	283.2	86400	-	172,453.1
5439000	5/2/1998	129	129	0.2732	35.24	1622	13.7481%	Fecal		CFU/100 mL	200	283.2	86400	-	172,453.1
5439000	4/24/2000	129	129	0.2732	35.24	1622	13.7481%	Fecal		CFU/100 mL	200	283.2	86400	-	172,453.1
5439000	2/20/2001	129	129	0.2732	35.24	1622	13.7481%	Fecal		CFU/100 mL	200	283.2	86400	-	172,453.1
5439000	2/22/2002	129	129	0.2732	35.24	1622	13.7481%	Fecal		CFU/100 mL	200	283.2	86400	-	172,453.1
5439000	3/30/2007	129	129	0.2732	35.24	1622	13.7481%	Fecal		CFU/100 mL	200	283.2	86400	-	172,453.1
5439000	12/22/2008	129	129	0.2732	35.24	1622	13.7481%	Fecal		CFU/100 mL	200	283.2	86400	-	172,453.1
5439000	5/20/2009	129	129	0.2732	35.24	1622	13.7481%	Fecal		CFU/100 mL	200	283.2	86400	-	172,453.1
5439000	6/6/2011	129	129	0.2732	35.24	1622	13.7481%	Fecal		CFU/100 mL	200	283.2	86400	-	172,453.1
5439000	5/15/2015	129	129	0.2732	35.24	1622	13.7481%	Fecal		CFU/100 mL	200	283.2	86400	-	172,453.1
5439000	6/13/2015	129	129	0.2732	35.24	1622	13.7481%	Fecal		CFU/100 mL	200	283.2	86400	-	172,453.1
5439000	7/29/2017	129	129	0.2732	35.24	1622	13.7481%	Fecal		CFU/100 mL	200	283.2	86400	-	172,453.1
5439000	10/18/2017	129	129	0.2732	35.24	1622	13.7481%	Fecal		CFU/100 mL	200	283.2	86400	-	172,453.1
5439000	3/5/2018	129	129	0.2732	35.24	1622	13.7481%	Fecal		CFU/100 mL	200	283.2	86400	-	172,453.1

Gage ID	Date	Discharge (CFS)	Gage Discharge (less Surrogate NPDES) (CFS)	Watershed Area Ratio	Calculated flow (CFS)	Rank	Flow Exceedance %	Parameter	Results	Units (mg or micro_gram	Limit/Standard	100mL/CF	sec/day	Actual Load (million colonies/day)	Allowable Load (million colonies/day)
5439000	3/26/2021	129	129	0.2732	35.24	1622	13.7481%	Fecal		CFU/100 mL	200	283.2	86400	-	172,453.1
5439000	3/23/1990	128	128	0.2732	34.97	1640	13.9007%	Fecal		CFU/100 mL	200	283.2	86400	-	171,116.2
5439000	6/13/1991	128	128	0.2732	34.97	1640	13.9007%	Fecal		CFU/100 mL	200	283.2	86400	-	171,116.2
5439000	2/18/1992	128	128	0.2732	34.97	1640	13.9007%	Fecal		CFU/100 mL	200	283.2	86400	-	171,116.2
5439000	6/14/1996	128	128	0.2732	34.97	1640	13.9007%	Fecal		CFU/100 mL	200	283.2	86400	-	171,116.2
5439000	3/23/1998	128	128	0.2732	34.97	1640	13.9007%	Fecal		CFU/100 mL	200	283.2	86400	-	171,116.2
5439000	5/19/1998	128	128	0.2732	34.97	1640	13.9007%	Fecal		CFU/100 mL	200	283.2	86400	-	171,116.2
5439000	6/6/1999	128	128	0.2732	34.97	1640	13.9007%	Fecal		CFU/100 mL	200	283.2	86400	-	171,116.2
5439000	3/2/2008	128	128	0.2732	34.97	1640	13.9007%	Fecal		CFU/100 mL	200	283.2	86400	-	171,116.2
5439000	5/30/2009	128	128	0.2732	34.97	1640	13.9007%	Fecal		CFU/100 mL	200	283.2	86400	-	171,116.2
5439000	6/2/2009	128	128	0.2732	34.97	1640	13.9007%	Fecal		CFU/100 mL	200	283.2	86400	-	171,116.2
5439000	3/20/2010	128	128	0.2732	34.97	1640	13.9007%	Fecal		CFU/100 mL	200	283.2	86400	-	171,116.2
5439000	3/3/2011	128	128	0.2732	34.97	1640	13.9007%	Fecal		CFU/100 mL	200	283.2	86400	-	171,116.2
5439000	6/28/2015	128	128	0.2732	34.97	1640	13.9007%	Fecal		CFU/100 mL	200	283.2	86400	-	171,116.2
5439000	12/20/2015	128	128	0.2732	34.97	1640	13.9007%	Fecal		CFU/100 mL	200	283.2	86400	-	171,116.2
5439000	4/2/2016	128	128	0.2732	34.97	1640	13.9007%	Fecal		CFU/100 mL	200	283.2	86400	-	171,116.2
5439000	5/21/2016	128	128	0.2732	34.97	1640	13.9007%	Fecal		CFU/100 mL	200	283.2	86400	-	171,116.2
5439000	5/9/1990	127	127	0.2732	34.69	1656	14.0363%	Fecal		CFU/100 mL	200	283.2	86400	-	169,779.4
5439000	2/26/1992	127	127	0.2732	34.69	1656	14.0363%	Fecal		CFU/100 mL	200	283.2	86400	-	169,779.4
5439000	4/28/1993	127	127	0.2732	34.69	1656	14.0363%	Fecal		CFU/100 mL	200	283.2	86400	-	169,779.4
5439000	5/18/1995	127	127	0.2732	34.69	1656	14.0363%	Fecal		CFU/100 mL	200	283.2	86400	-	169,779.4
5439000	2/15/1998	127	127	0.2732	34.69	1656	14.0363%	Fecal		CFU/100 mL	200	283.2	86400	-	169,779.4
5439000	7/5/2000	127	127	0.2732	34.69	1656	14.0363%	Fecal		CFU/100 mL	200	283.2	86400	-	169,779.4
5439000	5/21/2003	127	127	0.2732	34.69	1656	14.0363%	Fecal		CFU/100 mL	200	283.2	86400	-	169,779.4
5439000	2/17/2005	127	127	0.2732	34.69	1656	14.0363%	Fecal		CFU/100 mL	200	283.2	86400	-	169,779.4
5439000	12/26/2008	127	127	0.2732	34.69	1656	14.0363%	Fecal		CFU/100 mL	200	283.2	86400	-	169,779.4
5439000	6/17/2009	127	127	0.2732	34.69	1656	14.0363%	Fecal		CFU/100 mL	200	283.2	86400	-	169,779.4
5439000	3/24/2011	127	127	0.2732	34.69	1656	14.0363%	Fecal		CFU/100 mL	200	283.2	86400	-	169,779.4
5439000	3/7/2012	127	127	0.2732	34.69	1656	14.0363%	Fecal		CFU/100 mL	200	283.2	86400	-	169,779.4
5439000	5/10/2012	127	127	0.2732	34.69	1656	14.0363%	Fecal		CFU/100 mL	200	283.2	86400	-	169,779.4
5439000	6/15/2013	127	127	0.2732	34.69	1656	14.0363%	Fecal		CFU/100 mL	200	283.2	86400	-	169,779.4
5439000	3/17/2015	127	127	0.2732	34.69	1656	14.0363%	Fecal		CFU/100 mL	200	283.2	86400	-	169,779.4
5439000	3/27/2021	127	127	0.2732	34.69	1656	14.0363%	Fecal		CFU/100 mL	200	283.2	86400	-	169,779.4
5439000	2/8/1990	126	126	0.2732	34.42	1672	14.1719%	Fecal		CFU/100 mL	200	283.2	86400	-	168,442.5
5439000	12/12/1990	126	126	0.2732	34.42	1672	14.1719%	Fecal		CFU/100 mL	200	283.2	86400	-	168,442.5
5439000	4/1/1991	126	126	0.2732	34.42	1672	14.1719%	Fecal		CFU/100 mL	200	283.2	86400	-	168,442.5
5439000	4/20/1991	126	126	0.2732	34.42	1672	14.1719%	Fecal		CFU/100 mL	200	283.2	86400	-	168,442.5
5439000	12/11/1991	126	126	0.2732	34.42	1672	14.1719%	Fecal		CFU/100 mL	200	283.2	86400	-	168,442.5
5439000	12/21/1992	126	126	0.2732	34.42	1672	14.1719%	Fecal		CFU/100 mL	200	283.2	86400	-	168,442.5
5439000	2/27/1998	126	126	0.2732	34.42	1672	14.1719%	Fecal		CFU/100 mL	200	283.2	86400	-	168,442.5
5439000	2/28/1998	126	126	0.2732	34.42	1672	14.1719%	Fecal		CFU/100 mL	200	283.2	86400	-	168,442.5
5439000	5/19/1999	126	126	0.2732	34.42	1672	14.1719%	Fecal		CFU/100 mL	200	283.2	86400	-	168,442.5
5439000	6/1/1999	126	126	0.2732	34.42	1672	14.1719%	Fecal		CFU/100 mL	200	283.2	86400	-	168,442.5
5439000	3/25/2004	126	126	0.2732	34.42	1672	14.1719%	Fecal		CFU/100 mL	200	283.2	86400	-	168,442.5
5439000	6/9/2004	126	126	0.2732	34.42	1672	14.1719%	Fecal		CFU/100 mL	200	283.2	86400	-	168,442.5
5439000	3/8/2007	126	126	0.2732	34.42	1672	14.1719%	Fecal		CFU/100 mL	200	283.2	86400	-	168,442.5
5439000	4/17/2008	126	126	0.2732	34.42	1672	14.1719%	Fecal		CFU/100 mL	200	283.2	86400	-	168,442.5
5439000	2/7/2009	126	126	0.2732	34.42	1672	14.1719%	Fecal		CFU/100 mL	200	283.2	86400	-	168,442.5
5439000	2/15/2009	126	126	0.2732	34.42	1672	14.1719%	Fecal		CFU/100 mL	200	283.2	86400	-	168,442.5
5439000	3/20/2009	126	126	0.2732	34.42	1672	14.1719%	Fecal		CFU/100 mL	200	283.2	86400	-	168,442.5
5439000	5/13/2009	126	126	0.2732	34.42	1672	14.1719%	Fecal		CFU/100 mL	200	283.2	86400	-	168,442.5
5439000	8/6/2010	126	126	0.2732	34.42	1672	14.1719%	Fecal		CFU/100 mL	200	283.2	86400	-	168,442.5
5439000	5/20/2011	126	126	0.2732	34.42	1672	14.1719%	Fecal		CFU/100 mL	200	283.2	86400	-	168,442.5
5439000	5/3/2013	126	126	0.2732	34.42	1672	14.1719%	Fecal		CFU/100 mL	200	283.2	86400	-	168,442.5
5439000	5/29/2015	126	126	0.2732	34.42	1672	14.1719%	Fecal		CFU/100 mL	200	283.2	86400	-	168,442.5
5439000	7/18/2015	126	126	0.2732	34.42	1672	14.1719%	Fecal		CFU/100 mL	200	283.2	86400	-	168,442.5
5439000	5/8/2017	126	126	0.2732	34.42	1672	14.1719%	Fecal		CFU/100 mL	200	283.2	86400	-	168,442.5
5439000	1/18/1995	125	125	0.2732	34.15	1696	14.3753%	Fecal		CFU/100 mL	200	283.2	86400	-	167,105.7
5439000	4/16/1995	125	125	0.2732	34.15	1696	14.3753%	Fecal		CFU/100 mL	200	283.2	86400	-	167,105.7
5439000	6/16/1996	125	125	0.2732	34.15	1696	14.3753%	Fecal		CFU/100 mL	200	283.2	86400	-	167,105.7
5439000	3/7/1997	125	125	0.2732	34.15	1696	14.3753%	Fecal		CFU/100 mL	200	283.2	86400	-	167,105.7
5439000	5/9/1999	125	125	0.2732	34.15	1696	14.3753%	Fecal		CFU/100 mL	200	283.2	86400	-	167,105.7
5439000	4/13/2002	125	125	0.2732	34.15	1696	14.3753%	Fecal		CFU/100 mL	200	283.2	86400	-	167,105.7
5439000	3/21/2010	125	125	0.2732	34.15	1696	14.3753%	Fecal		CFU/100 mL	200	283.2	86400	-	167,105.7
5439000	6/29/2010	125	125	0.2732	34.15	1696	14.3753%	Fecal		CFU/100 mL	200	283.2	86400	-	167,105.7
5439000	4/30/2013	125	125	0.2732	34.15	1696	14.3753%	Fecal		CFU/100 mL	200	283.2	86400	-	167,105.7
5439000	6/26/2014	125	125	0.2732	34.15	1696	14.3753%	Fecal		CFU/100 mL	200	283.2	86400	-	167,105.7
5439000	11/22/2015	125	125	0.2732	34.15	1696	14.3753%	Fecal		CFU/100 mL	200	283.2	86400	-	167,105.7
5439000	5/6/2016	125	125	0.2732	34.15	1696	14.3753%	Fecal		CFU/100 mL	200	283.2	86400	-	167,105.7
5439000	12/28/2016	125	125	0.2732	34.15	1696	14.3753%	Fecal		CFU/100 mL	200	283.2	86400	-	167,105.7
5439000	1/16/2017	125	125	0.2732	34.15	1696	14.3753%	Fecal		CFU/100 mL	200	283.2	86400	-	167,105.7
5439000	5/16/2017	125	125	0.2732	34.15	1696	14.3753%	Fecal		CFU/100 mL	200	283.2	86400	-	167,105.7
5439000	12/7/2018	125	125	0.2732	34.15	1696	14.3753%	Fecal		CFU/100 mL	200	283.2	86400	-	167,105.7
5439000	11/27/2019	125	125	0.2732	34.15	1696	14.3753%	Fecal		CFU/100 mL	200	283.2	86400	-	167,105.7
5439000	5/10/2021	125	125	0.2732	34.15	1696	14.3753%	Fecal		CFU/100 mL	200	283.2	86400	-	167,105.7
5439000	5/19/1990	124	124	0.2732	33.87	1714	14.5279%	Fecal		CFU/100 mL	200	283.2	86400	-	165,768.9
5439000	4/16/1992	124	124	0.2732	33.87	1714	14.5279%	Fecal		CFU/100 mL	200	283.2	86400	-	165,768.9
5439000	5/1/1995	124	124	0.2732	33.87	1714	14.5279%	Fecal		CFU/100 mL	200	283.2	86400	-	165,768.9
5439000	5/19/1995	124	124	0.2732	33.87	1714	14.5279%	Fecal		CFU/100 mL	200	283.2	86400	-	165,768.9
5439000	3/11/1998	124	124	0.2732	33.87	1714	14.5279%	Fecal		CFU/100 mL	200	283.2	86400	-	165,768.9
5439000	5/16/1998	124	124	0.2732	33.87	1714	14.5279%	Fecal		CFU/100 mL	200	283.2	86400	-	165,768.9
5439000	2/6/1999	124	124	0.2732	33.87	1714	14.5279%	Fecal		CFU/100 mL	200	283.2	86400	-	165,768.9
5439000	6/19/1999	124	124	0.2732	33.87	1714	14.5279%	Fecal		CFU/100 mL	200	283.2	86400	-	165,768.9
5439000	3/19/2008	124	124	0.2732	33.87	1714	14.5279%	Fecal		CFU/100 mL	200	283.2	86400	-	165,768.9
5439000	4/8/2008	124	124	0.2732	33.87	1714	14.5279%	Fecal		CFU/100 mL	200	283.2	86400	-	165,768.9
5439000	6/11/2008	124	124	0.2732	33.87	1714	14.5279%	Fecal		CFU/100 mL	200	283.2	86400	-	165,768.9
5439000	3/23/2010	124	124	0.2732	33.87	1714	14.5279%	Fecal		CFU/100 mL	200	283.2	86400	-	165,768.9
5439000	4/10/2010	124	124	0.2732	33.87	1714	14.5279%	Fecal		CFU/100 mL	200	283.2	86400	-	165,768.9
5439000	7/8/2015	124	124	0.2732	33.87	1714	14.5279%	Fecal		CFU/100 mL	200	283.2	86400	-	165,768.9
5439000	12/6/2015	124	124	0.2732	33.87	1714	14.5279%	Fecal		CFU/100 mL	200	283.2	86400	-	165,768.9
5439000	3/27/2016	124	124	0.2732	33.87	1714	14.5279%	Fecal		CFU/100 mL	200	283.2	86400	-	165,768.9
5439000	12/31/2018	124	124	0.2732	33.87	1714	14.5279%	Fecal		CFU/100 mL	200	283.2	86400	-	165,768.9
5439000	2/10/2019	124	124	0.2732	33.87	1714	14.5279%	Fecal		CFU/100 mL	200	283.2	86400	-	165,768.9
5439000	6/17/2019	124	124	0.2732	33.87	1714	14.5279%	Fecal		CFU/100 mL	200	283.2	86400	-	165,768.9
5439000	9/21/2019	124	124	0.2732	33.87	1714	14.5279%	Fecal		CFU/100 mL	200	283.2	86400	-	165,768.9
5439000	10/14/2019	124	124	0.2732	33.87	1714	14.5279%	Fecal		CFU/100 mL	200	283.2	86400	-	165,768.9
5439000	2/27/1994	123	123	0.2732	33.60	1735	14.7059%	Fecal		CFU/100 mL	200	283.2	86400	-	164,432.0
5439000	11/5/1994	123	123	0.2732	33.60	1735	14.7059%	Fecal		CFU/100 mL	200	283.2	86400	-	164,432.0
5439000	6/14/2002	123	123	0.2732	33.60	1735	14.7059%	Fecal		CFU/100 mL	200	283.2	86400	-	164,432.0
5439000	6/10/2004	123	123	0.2732	33.60	1735	14.7059%	Fecal		CFU/100 mL	200	283.2	86400	-	164,432.0
5439000	12/1/2006	123	123	0.2732	33.60	1735	14.7059%	Fecal		CFU/100 mL	200	283.2	86400	-	164,432.0
5439000	12/17/2006	123	123	0.2732	33.60	1735	14.7059%	Fecal		CFU/100 mL	200	283.2	86400	-	164,432.0
5439000	6/2/2007	123	123	0.2732	33.60	1735	14.7059%	Fecal		CFU/100 mL	200	283.2	86400	-	164,432.0
5439000	9/30/2008	123	123	0.2732	33.60	1735	14.7059%	Fecal		CFU/100 mL	200	283.2	86400	-	164,432.0
5439000	5/10/2009	123	123	0.2732	33.60	1735	14.7059%	Fecal		CFU/100 mL	200	283.2	86400	-	164,432.0
5439000	10/29/2009	123	123	0.2732	33.60	1735	14.7059%	Fecal		CFU/100 mL	200	283.2	86400	-	164,432.0
5439000	11/6/2009	123	123	0.2732	33.60	1735	14.7059%	Fecal		CFU/100 mL	200	283.2	86400	-	164,432.0
5439000	4/11/2015	123	123	0.2732	33.60	1735	14.7059%	Fecal		CFU/100 mL	200	283.2	86400	-	164,432.0
5439000	5/31/2016	123	123	0.2732	33.60	1735	14.7059%	Fecal		CFU/100 mL	200	283.2	86400	-	164,432.0
5439000	5/18/2018	123	123	0.2732	33.60	1735	14.7059%	Fecal		CFU/100 mL	200	283.2	86400	-	164,432.0
5439000	2/23/2019	123	123	0.2732	33.60	1735	14.7059%	Fecal		CFU/100 mL	200	283.2	86400	-	164,432.0
5439000	11/21/2019	123	123	0.2732	33.60	1735	14.7059%	Fecal		CFU/100 mL	200	283.2	86400	-	164,432.0
5439000	3/13/2020	123	123	0.2732	33.60	1735	14.7059%	Fecal		CFU/100 mL	200	283.2	86400	-	164,432.0
5439000	5/26/2020	123	123	0.2732	33.60	1735	14.7059%	Fecal		CFU/100 mL	200	283.2	86400	-	164,432.0
5439000	4/12/1991	122	122	0.2732	33.33	1753	14.8585%	Fecal		CFU/100 mL	200	283.2	86400	-	163,095.2
5439000	6/5/1991	122	122	0.2732	33.33	1753	14.8585%	Fecal		CFU/100 mL	200	283.2	86400	-	163,095.2
5439000	12/2/1992	122	122	0.2732	33.33	1753	14.8585%	Fecal		CFU/100 mL	200	283.2	86400	-	163,095.2
5439000	11/14/1995	122	122	0.2732	33.33	1753	14.8585%	Fecal		CFU/100 mL	200	283.2	86400	-	163,095.2
5439000	5/13/1996	122	122	0.2732	33.33	1753	14.8585%	Fecal		CFU/100 mL	200	283.2	86400	-	163,095.2
5439000	2/14/1999	122	122	0.2732	33.33	1753	14.8585%	Fecal		CFU/100 mL	200	283.2	86400	-	163,095.2
5439000	5/2/2002	122	122	0.2732	33.33	1753	14.8585%	Fecal		CFU/100 mL	200	283.2	86400	-	163,095.2
5439000	4/4/2007	122	122	0.2732	33.33	1753	14.8585%	Fecal		CFU/100 mL	200	283.2	86400	-	163,095.2
5439000	3/23/2008	122	122	0.2732	33.33	1753	14.8585%	Fecal		CFU/100 mL	200	283.2	86400	-	163,095.2
5439000	12/20/2011	122	122	0.2732	33.33	1753	14.8585%	Fecal		CFU/100 mL	200	283.2	86400	-	163,095.2
5439000	1/27/2017	122	122	0.2732	33.33	1753	14.8585%	Fecal		CFU/100 mL	200	283.2	86400	-	163,095.2
5439000	7/26/2017	122	122	0.2732	33.33	1753	14.8585%	Fecal		CFU/100 mL	200	283.2	86400	-	163,095.2

Gage ID	Date	Discharge (CFS)	Gage Discharge (less Surrogate NPDES) (CFS)	Watershed Area Ratio	Calculated flow (CFS)	Rank	Flow Exceedance %	Parameter	Results	Units (mg or micro_gram	Limit/Standard	100mL/CF	sec/day	Actual Load (million colonies/day)	Allowable Load (million colonies/day)
5439000	3/21/2020	122	122	0.2732	33.33	1753	14.8585%	Fecal		CFU/100 mL	200	283.2	86400	-	163,095.2
5439000	5/9/2021	122	122	0.2732	33.33	1753	14.8585%	Fecal		CFU/100 mL	200	283.2	86400	-	163,095.2
5439000	6/22/1990	121	121	0.2732	33.05	1767	14.9771%	Fecal		CFU/100 mL	200	283.2	86400	-	161,758.3
5439000	4/30/1998	121	121	0.2732	33.05	1767	14.9771%	Fecal		CFU/100 mL	200	283.2	86400	-	161,758.3
5439000	10/17/1998	121	121	0.2732	33.05	1767	14.9771%	Fecal		CFU/100 mL	200	283.2	86400	-	161,758.3
5439000	4/20/1999	121	121	0.2732	33.05	1767	14.9771%	Fecal		CFU/100 mL	200	283.2	86400	-	161,758.3
5439000	6/21/2000	121	121	0.2732	33.05	1767	14.9771%	Fecal		CFU/100 mL	200	283.2	86400	-	161,758.3
5439000	5/25/2002	121	121	0.2732	33.05	1767	14.9771%	Fecal		CFU/100 mL	200	283.2	86400	-	161,758.3
5439000	8/14/2007	121	121	0.2732	33.05	1767	14.9771%	Fecal		CFU/100 mL	200	283.2	86400	-	161,758.3
5439000	7/21/2008	121	121	0.2732	33.05	1767	14.9771%	Fecal		CFU/100 mL	200	283.2	86400	-	161,758.3
5439000	4/8/2009	121	121	0.2732	33.05	1767	14.9771%	Fecal		CFU/100 mL	200	283.2	86400	-	161,758.3
5439000	6/1/2009	121	121	0.2732	33.05	1767	14.9771%	Fecal		CFU/100 mL	200	283.2	86400	-	161,758.3
5439000	5/4/2013	121	121	0.2732	33.05	1767	14.9771%	Fecal		CFU/100 mL	200	283.2	86400	-	161,758.3
5439000	4/9/2015	121	121	0.2732	33.05	1767	14.9771%	Fecal		CFU/100 mL	200	283.2	86400	-	161,758.3
5439000	5/30/2015	121	121	0.2732	33.05	1767	14.9771%	Fecal		CFU/100 mL	200	283.2	86400	-	161,758.3
5439000	5/27/2016	121	121	0.2732	33.05	1767	14.9771%	Fecal		CFU/100 mL	200	283.2	86400	-	161,758.3
5439000	4/11/2017	121	121	0.2732	33.05	1767	14.9771%	Fecal		CFU/100 mL	200	283.2	86400	-	161,758.3
5439000	4/20/2017	121	121	0.2732	33.05	1767	14.9771%	Fecal		CFU/100 mL	200	283.2	86400	-	161,758.3
5439000	7/1/2018	121	121	0.2732	33.05	1767	14.9771%	Fecal		CFU/100 mL	200	283.2	86400	-	161,758.3
5439000	11/7/2019	121	121	0.2732	33.05	1767	14.9771%	Fecal		CFU/100 mL	200	283.2	86400	-	161,758.3
5439000	2/5/2020	121	121	0.2732	33.05	1767	14.9771%	Fecal		CFU/100 mL	200	283.2	86400	-	161,758.3
5439000	12/19/1990	120	120	0.2732	32.78	1786	15.1382%	Fecal		CFU/100 mL	200	283.2	86400	-	160,421.5
5439000	7/29/1993	120	120	0.2732	32.78	1786	15.1382%	Fecal		CFU/100 mL	200	283.2	86400	-	160,421.5
5439000	9/18/1993	120	120	0.2732	32.78	1786	15.1382%	Fecal		CFU/100 mL	200	283.2	86400	-	160,421.5
5439000	10/3/1993	120	120	0.2732	32.78	1786	15.1382%	Fecal		CFU/100 mL	200	283.2	86400	-	160,421.5
5439000	3/18/1994	120	120	0.2732	32.78	1786	15.1382%	Fecal		CFU/100 mL	200	283.2	86400	-	160,421.5
5439000	4/20/1995	120	120	0.2732	32.78	1786	15.1382%	Fecal		CFU/100 mL	200	283.2	86400	-	160,421.5
5439000	5/3/1998	120	120	0.2732	32.78	1786	15.1382%	Fecal		CFU/100 mL	200	283.2	86400	-	160,421.5
5439000	5/3/1999	120	120	0.2732	32.78	1786	15.1382%	Fecal		CFU/100 mL	200	283.2	86400	-	160,421.5
5439000	6/28/2000	120	120	0.2732	32.78	1786	15.1382%	Fecal		CFU/100 mL	200	283.2	86400	-	160,421.5
5439000	6/3/2001	120	120	0.2732	32.78	1786	15.1382%	Fecal		CFU/100 mL	200	283.2	86400	-	160,421.5
5439000	8/12/2007	120	120	0.2732	32.78	1786	15.1382%	Fecal		CFU/100 mL	200	283.2	86400	-	160,421.5
5439000	6/15/2008	120	120	0.2732	32.78	1786	15.1382%	Fecal		CFU/100 mL	200	283.2	86400	-	160,421.5
5439000	3/24/2009	120	120	0.2732	32.78	1786	15.1382%	Fecal		CFU/100 mL	200	283.2	86400	-	160,421.5
5439000	2/17/2011	120	120	0.2732	32.78	1786	15.1382%	Fecal		CFU/100 mL	200	283.2	86400	-	160,421.5
5439000	2/3/2020	120	120	0.2732	32.78	1786	15.1382%	Fecal		CFU/100 mL	200	283.2	86400	-	160,421.5
5439000	6/23/1990	119	119	0.2732	32.51	1801	15.2653%	Fecal		CFU/100 mL	200	283.2	86400	-	159,084.6
5439000	4/6/1998	119	119	0.2732	32.51	1801	15.2653%	Fecal		CFU/100 mL	200	283.2	86400	-	159,084.6
5439000	4/7/1998	119	119	0.2732	32.51	1801	15.2653%	Fecal		CFU/100 mL	200	283.2	86400	-	159,084.6
5439000	5/1/1998	119	119	0.2732	32.51	1801	15.2653%	Fecal		CFU/100 mL	200	283.2	86400	-	159,084.6
5439000	2/7/1999	119	119	0.2732	32.51	1801	15.2653%	Fecal		CFU/100 mL	200	283.2	86400	-	159,084.6
5439000	3/20/2007	119	119	0.2732	32.51	1801	15.2653%	Fecal		CFU/100 mL	200	283.2	86400	-	159,084.6
5439000	6/6/2008	119	119	0.2732	32.51	1801	15.2653%	Fecal		CFU/100 mL	200	283.2	86400	-	159,084.6
5439000	9/29/2008	119	119	0.2732	32.51	1801	15.2653%	Fecal		CFU/100 mL	200	283.2	86400	-	159,084.6
5439000	1/5/2009	119	119	0.2732	32.51	1801	15.2653%	Fecal		CFU/100 mL	200	283.2	86400	-	159,084.6
5439000	3/22/2019	119	119	0.2732	32.51	1801	15.2653%	Fecal		CFU/100 mL	200	283.2	86400	-	159,084.6
5439000	7/3/2021	119	119	0.2732	32.51	1801	15.2653%	Fecal		CFU/100 mL	200	283.2	86400	-	159,084.6
5439000	12/5/1990	118	118	0.2732	32.23	1812	15.3585%	Fecal		CFU/100 mL	200	283.2	86400	-	157,747.8
5439000	5/20/1991	118	118	0.2732	32.23	1812	15.3585%	Fecal		CFU/100 mL	200	283.2	86400	-	157,747.8
5439000	10/17/1993	118	118	0.2732	32.23	1812	15.3585%	Fecal		CFU/100 mL	200	283.2	86400	-	157,747.8
5439000	5/5/1998	118	118	0.2732	32.23	1812	15.3585%	Fecal		CFU/100 mL	200	283.2	86400	-	157,747.8
5439000	2/28/2000	118	118	0.2732	32.23	1812	15.3585%	Fecal		CFU/100 mL	200	283.2	86400	-	157,747.8
5439000	5/24/2002	118	118	0.2732	32.23	1812	15.3585%	Fecal		CFU/100 mL	200	283.2	86400	-	157,747.8
5439000	6/11/2004	118	118	0.2732	32.23	1812	15.3585%	Fecal		CFU/100 mL	200	283.2	86400	-	157,747.8
5439000	6/17/2004	118	118	0.2732	32.23	1812	15.3585%	Fecal		CFU/100 mL	200	283.2	86400	-	157,747.8
5439000	2/7/2005	118	118	0.2732	32.23	1812	15.3585%	Fecal		CFU/100 mL	200	283.2	86400	-	157,747.8
5439000	5/2/2007	118	118	0.2732	32.23	1812	15.3585%	Fecal		CFU/100 mL	200	283.2	86400	-	157,747.8
5439000	9/25/2008	118	118	0.2732	32.23	1812	15.3585%	Fecal		CFU/100 mL	200	283.2	86400	-	157,747.8
5439000	4/3/2014	118	118	0.2732	32.23	1812	15.3585%	Fecal		CFU/100 mL	200	283.2	86400	-	157,747.8
5439000	10/27/2017	118	118	0.2732	32.23	1812	15.3585%	Fecal		CFU/100 mL	200	283.2	86400	-	157,747.8
5439000	6/9/2019	118	118	0.2732	32.23	1812	15.3585%	Fecal		CFU/100 mL	200	283.2	86400	-	157,747.8
5439000	2/24/2020	118	118	0.2732	32.23	1812	15.3585%	Fecal		CFU/100 mL	200	283.2	86400	-	157,747.8
5439000	2/15/1990	117	117	0.2732	31.96	1827	15.4857%	Fecal		CFU/100 mL	200	283.2	86400	-	156,410.9
5439000	3/24/1990	117	117	0.2732	31.96	1827	15.4857%	Fecal		CFU/100 mL	200	283.2	86400	-	156,410.9
5439000	11/17/1992	117	117	0.2732	31.96	1827	15.4857%	Fecal		CFU/100 mL	200	283.2	86400	-	156,410.9
5439000	6/26/1993	117	117	0.2732	31.96	1827	15.4857%	Fecal		CFU/100 mL	200	283.2	86400	-	156,410.9
5439000	6/28/1996	117	117	0.2732	31.96	1827	15.4857%	Fecal		CFU/100 mL	200	283.2	86400	-	156,410.9
5439000	3/13/2002	117	117	0.2732	31.96	1827	15.4857%	Fecal		CFU/100 mL	200	283.2	86400	-	156,410.9
5439000	4/15/2007	117	117	0.2732	31.96	1827	15.4857%	Fecal		CFU/100 mL	200	283.2	86400	-	156,410.9
5439000	2/20/2008	117	117	0.2732	31.96	1827	15.4857%	Fecal		CFU/100 mL	200	283.2	86400	-	156,410.9
5439000	6/3/2009	117	117	0.2732	31.96	1827	15.4857%	Fecal		CFU/100 mL	200	283.2	86400	-	156,410.9
5439000	6/23/2010	117	117	0.2732	31.96	1827	15.4857%	Fecal		CFU/100 mL	200	283.2	86400	-	156,410.9
5439000	3/3/2012	117	117	0.2732	31.96	1827	15.4857%	Fecal		CFU/100 mL	200	283.2	86400	-	156,410.9
5439000	6/13/2014	117	117	0.2732	31.96	1827	15.4857%	Fecal		CFU/100 mL	200	283.2	86400	-	156,410.9
5439000	6/29/2015	117	117	0.2732	31.96	1827	15.4857%	Fecal		CFU/100 mL	200	283.2	86400	-	156,410.9
5439000	5/10/2016	117	117	0.2732	31.96	1827	15.4857%	Fecal		CFU/100 mL	200	283.2	86400	-	156,410.9
5439000	5/28/2016	117	117	0.2732	31.96	1827	15.4857%	Fecal		CFU/100 mL	200	283.2	86400	-	156,410.9
5439000	5/4/2020	117	117	0.2732	31.96	1827	15.4857%	Fecal		CFU/100 mL	200	283.2	86400	-	156,410.9
5439000	7/16/2021	117	117	0.2732	31.96	1827	15.4857%	Fecal		CFU/100 mL	200	283.2	86400	-	156,410.9
5439000	11/29/1991	116	116	0.2732	31.69	1844	15.6298%	Fecal		CFU/100 mL	200	283.2	86400	-	155,074.1
5439000	12/26/1993	116	116	0.2732	31.69	1844	15.6298%	Fecal		CFU/100 mL	200	283.2	86400	-	155,074.1
5439000	12/29/1994	116	116	0.2732	31.69	1844	15.6298%	Fecal		CFU/100 mL	200	283.2	86400	-	155,074.1
5439000	3/11/1995	116	116	0.2732	31.69	1844	15.6298%	Fecal		CFU/100 mL	200	283.2	86400	-	155,074.1
5439000	4/10/1995	116	116	0.2732	31.69	1844	15.6298%	Fecal		CFU/100 mL	200	283.2	86400	-	155,074.1
5439000	5/20/1999	116	116	0.2732	31.69	1844	15.6298%	Fecal		CFU/100 mL	200	283.2	86400	-	155,074.1
5439000	5/12/2004	116	116	0.2732	31.69	1844	15.6298%	Fecal		CFU/100 mL	200	283.2	86400	-	155,074.1
5439000	6/4/2007	116	116	0.2732	31.69	1844	15.6298%	Fecal		CFU/100 mL	200	283.2	86400	-	155,074.1
5439000	4/5/2008	116	116	0.2732	31.69	1844	15.6298%	Fecal		CFU/100 mL	200	283.2	86400	-	155,074.1
5439000	7/15/2008	116	116	0.2732	31.69	1844	15.6298%	Fecal		CFU/100 mL	200	283.2	86400	-	155,074.1
5439000	5/21/2009	116	116	0.2732	31.69	1844	15.6298%	Fecal		CFU/100 mL	200	283.2	86400	-	155,074.1
5439000	5/2/2011	116	116	0.2732	31.69	1844	15.6298%	Fecal		CFU/100 mL	200	283.2	86400	-	155,074.1
5439000	4/25/2015	116	116	0.2732	31.69	1844	15.6298%	Fecal		CFU/100 mL	200	283.2	86400	-	155,074.1
5439000	4/28/2015	116	116	0.2732	31.69	1844	15.6298%	Fecal		CFU/100 mL	200	283.2	86400	-	155,074.1
5439000	3/6/2018	116	116	0.2732	31.69	1844	15.6298%	Fecal		CFU/100 mL	200	283.2	86400	-	155,074.1
5439000	9/20/2019	116	116	0.2732	31.69	1844	15.6298%	Fecal		CFU/100 mL	200	283.2	86400	-	155,074.1
5439000	5/22/1990	115	115	0.2732	31.42	1860	15.7654%	Fecal		CFU/100 mL	200	283.2	86400	-	153,737.2
5439000	12/11/1990	115	115	0.2732	31.42	1860	15.7654%	Fecal		CFU/100 mL	200	283.2	86400	-	153,737.2
5439000	4/18/1992	115	115	0.2732	31.42	1860	15.7654%	Fecal		CFU/100 mL	200	283.2	86400	-	153,737.2
5439000	11/3/1992	115	115	0.2732	31.42	1860	15.7654%	Fecal		CFU/100 mL	200	283.2	86400	-	153,737.2
5439000	11/20/1992	115	115	0.2732	31.42	1860	15.7654%	Fecal		CFU/100 mL	200	283.2	86400	-	153,737.2
5439000	2/25/1994	115	115	0.2732	31.42	1860	15.7654%	Fecal		CFU/100 mL	200	283.2	86400	-	153,737.2
5439000	6/30/1994	115	115	0.2732	31.42	1860	15.7654%	Fecal		CFU/100 mL	200	283.2	86400	-	153,737.2
5439000	1/5/1998	115	115	0.2732	31.42	1860	15.7654%	Fecal		CFU/100 mL	200	283.2	86400	-	153,737.2
5439000	6/9/1998	115	115	0.2732	31.42	1860	15.7654%	Fecal		CFU/100 mL	200	283.2	86400	-	153,737.2
5439000	2/10/1999	115	115	0.2732	31.42	1860	15.7654%	Fecal		CFU/100 mL	200	283.2	86400	-	153,737.2
5439000	12/26/2006	115	115	0.2732	31.42	1860	15.7654%	Fecal		CFU/100 mL	200	283.2	86400	-	153,737.2
5439000	12/26/2007	115	115	0.2732	31.42	1860	15.7654%	Fecal		CFU/100 mL	200	283.2	86400	-	153,737.2
5439000	1/14/2008	115	115	0.2732	31.42	1860	15.7654%	Fecal		CFU/100 mL	200	283.2	86400	-	153,737.2
5439000	10/27/2008	115	115	0.2732	31.42	1860	15.7654%	Fecal		CFU/100 mL	200	283.2	86400	-	153,737.2
5439000	3/21/2009	115	115	0.2732	31.42	1860	15.7654%	Fecal		CFU/100 mL	200	283.2	86400	-	153,737.2
5439000	6/18/2009	115	115	0.2732	31.42	1860	15.7654%	Fecal		CFU/100 mL	200	283.2	86400	-	153,737.2
5439000	1/29/2010	115	115	0.2732	31.42	1860	15.7654%	Fecal		CFU/100 mL	200	283.2	86400	-	153,737.2
5439000	6/18/2011	115	115	0.2732	31.42	1860	15.7654%	Fecal		CFU/100 mL	200	283.2	86400	-	153,737.2
5439000	3/8/2012	115	115	0.2732	31.42	1860	15.7654%	Fecal		CFU/100 mL	200	283.2	86400	-	153,737.2
5439000	7/8/2014	115	115	0.2732	31.42	1860	15.7654%	Fecal		CFU/100 mL	200	283.2	86400	-	153,737.2
5439000	4/7/2016	115	115	0.2732	31.42	1860	15.7654%	Fecal		CFU/100 mL	200	283.2	86400	-	153,737.2
5439000	5/7/2016	115	115	0.2732	31.42	1860	15.7654%	Fecal		CFU/100 mL	200	283.2	86400	-	153,737.2
5439000	2/15/2019	115	115	0.2732	31.42	1860	15.7654%	Fecal		CFU/100 mL	200	283.2	86400	-	153,737.2
5439000	4/17/2019	115	115	0.2732	31.42	1860	15.7654%	Fecal		CFU/100 mL	200	283.2	86400	-	153,737.2
5439000	2/22/2022	215	215	0.1459	31.38	1884	15.9688%	Fecal		CFU/100 mL	200	283.2	86400	-	153,543.5
5439000	3/24/2022	214	214	0.1459	31.23	1885	15.9773%	Fecal		CFU/100 mL	200	283.2	86400	-	152,829.4
5439000	1/17/1990	114	114	0.2732	31.14	1886	15.9858%	Fecal		CFU/100 mL	200	283.2	86400	-	152,400.4
5439000	3/4/1990	114	114	0.2732	31.14	1886	15.9858%	Fecal		CFU/100 mL	200	283.2	86400	-	152,400.4
5439000	4/21/1991	114	114	0.2732	31.14	1886	15.9858%	Fecal		CFU/100 mL	200	283.2	86400	-	152,400.4
5439000	1/16/1992	114	114	0.2732	31.14	1886	15.9858%	Fecal		CFU/100 mL	200	283.2	86400	-	152,400.4
5439000	2/7/1993	114	114	0.2732	31.14	1886	15.9858%	Fecal		CFU/100 mL	200	283.2	86400	-	152,400.4

Gage ID	Date	Discharge (CFS)	Gage Discharge (less Surrogate NPDES) (CFS)	Watershed Area Ratio	Calculated flow (CFS)	Rank	Flow Exceedance %	Parameter	Results	Units (mg or micro_gram	Limit/Standard	100mL/CF	sec/day	Actual Load (million colonies/day)	Allowable Load (million colonies/day)
5439000	3/13/1994	114	114	0.2732	31.14	1886	15.9858%	Fecal		CFU/100 mL	200	283.2	86400	-	152,400.4
5439000	6/14/1994	114	114	0.2732	31.14	1886	15.9858%	Fecal		CFU/100 mL	200	283.2	86400	-	152,400.4
5439000	8/13/1996	114	114	0.2732	31.14	1886	15.9858%	Fecal		CFU/100 mL	200	283.2	86400	-	152,400.4
5439000	5/11/1999	114	114	0.2732	31.14	1886	15.9858%	Fecal		CFU/100 mL	200	283.2	86400	-	152,400.4
5439000	6/7/1999	114	114	0.2732	31.14	1886	15.9858%	Fecal		CFU/100 mL	200	283.2	86400	-	152,400.4
5439000	3/25/2001	114	114	0.2732	31.14	1886	15.9858%	Fecal		CFU/100 mL	200	283.2	86400	-	152,400.4
5439000	4/14/2002	114	114	0.2732	31.14	1886	15.9858%	Fecal		CFU/100 mL	200	283.2	86400	-	152,400.4
5439000	3/18/2008	114	114	0.2732	31.14	1886	15.9858%	Fecal		CFU/100 mL	200	283.2	86400	-	152,400.4
5439000	5/30/2008	114	114	0.2732	31.14	1886	15.9858%	Fecal		CFU/100 mL	200	283.2	86400	-	152,400.4
5439000	10/24/2008	114	114	0.2732	31.14	1886	15.9858%	Fecal		CFU/100 mL	200	283.2	86400	-	152,400.4
5439000	11/7/2009	114	114	0.2732	31.14	1886	15.9858%	Fecal		CFU/100 mL	200	283.2	86400	-	152,400.4
5439000	11/13/2011	114	114	0.2732	31.14	1886	15.9858%	Fecal		CFU/100 mL	200	283.2	86400	-	152,400.4
5439000	6/15/2018	114	114	0.2732	31.14	1886	15.9858%	Fecal		CFU/100 mL	200	283.2	86400	-	152,400.4
5439000	10/15/2019	114	114	0.2732	31.14	1886	15.9858%	Fecal		CFU/100 mL	200	283.2	86400	-	152,400.4
5439000	1/14/2020	114	114	0.2732	31.14	1886	15.9858%	Fecal		CFU/100 mL	200	283.2	86400	-	152,400.4
5439000	4/5/2020	114	114	0.2732	31.14	1886	15.9858%	Fecal		CFU/100 mL	200	283.2	86400	-	152,400.4
5439000	1/9/1993	113	113	0.2732	30.87	1907	16.1638%	Fecal		CFU/100 mL	200	283.2	86400	-	151,063.6
5439000	5/10/1993	113	113	0.2732	30.87	1907	16.1638%	Fecal		CFU/100 mL	200	283.2	86400	-	151,063.6
5439000	7/4/1993	113	113	0.2732	30.87	1907	16.1638%	Fecal		CFU/100 mL	200	283.2	86400	-	151,063.6
5439000	10/18/1993	113	113	0.2732	30.87	1907	16.1638%	Fecal		CFU/100 mL	200	283.2	86400	-	151,063.6
5439000	3/15/1994	113	113	0.2732	30.87	1907	16.1638%	Fecal		CFU/100 mL	200	283.2	86400	-	151,063.6
5439000	8/13/1994	113	113	0.2732	30.87	1907	16.1638%	Fecal		CFU/100 mL	200	283.2	86400	-	151,063.6
5439000	11/16/1994	113	113	0.2732	30.87	1907	16.1638%	Fecal		CFU/100 mL	200	283.2	86400	-	151,063.6
5439000	2/21/1995	113	113	0.2732	30.87	1907	16.1638%	Fecal		CFU/100 mL	200	283.2	86400	-	151,063.6
5439000	6/8/1995	113	113	0.2732	30.87	1907	16.1638%	Fecal		CFU/100 mL	200	283.2	86400	-	151,063.6
5439000	6/15/1996	113	113	0.2732	30.87	1907	16.1638%	Fecal		CFU/100 mL	200	283.2	86400	-	151,063.6
5439000	8/3/1996	113	113	0.2732	30.87	1907	16.1638%	Fecal		CFU/100 mL	200	283.2	86400	-	151,063.6
5439000	3/8/1997	113	113	0.2732	30.87	1907	16.1638%	Fecal		CFU/100 mL	200	283.2	86400	-	151,063.6
5439000	1/11/1998	113	113	0.2732	30.87	1907	16.1638%	Fecal		CFU/100 mL	200	283.2	86400	-	151,063.6
5439000	2/16/1998	113	113	0.2732	30.87	1907	16.1638%	Fecal		CFU/100 mL	200	283.2	86400	-	151,063.6
5439000	11/12/1998	113	113	0.2732	30.87	1907	16.1638%	Fecal		CFU/100 mL	200	283.2	86400	-	151,063.6
5439000	6/5/2000	113	113	0.2732	30.87	1907	16.1638%	Fecal		CFU/100 mL	200	283.2	86400	-	151,063.6
5439000	1/30/2001	113	113	0.2732	30.87	1907	16.1638%	Fecal		CFU/100 mL	200	283.2	86400	-	151,063.6
5439000	5/18/2003	113	113	0.2732	30.87	1907	16.1638%	Fecal		CFU/100 mL	200	283.2	86400	-	151,063.6
5439000	4/3/2004	113	113	0.2732	30.87	1907	16.1638%	Fecal		CFU/100 mL	200	283.2	86400	-	151,063.6
5439000	9/6/2007	113	113	0.2732	30.87	1907	16.1638%	Fecal		CFU/100 mL	200	283.2	86400	-	151,063.6
5439000	4/18/2008	113	113	0.2732	30.87	1907	16.1638%	Fecal		CFU/100 mL	200	283.2	86400	-	151,063.6
5439000	3/14/2011	113	113	0.2732	30.87	1907	16.1638%	Fecal		CFU/100 mL	200	283.2	86400	-	151,063.6
5439000	12/21/2011	113	113	0.2732	30.87	1907	16.1638%	Fecal		CFU/100 mL	200	283.2	86400	-	151,063.6
5439000	5/17/2017	113	113	0.2732	30.87	1907	16.1638%	Fecal		CFU/100 mL	200	283.2	86400	-	151,063.6
5439000	10/12/2017	113	113	0.2732	30.87	1907	16.1638%	Fecal		CFU/100 mL	200	283.2	86400	-	151,063.6
5439000	5/24/2018	113	113	0.2732	30.87	1907	16.1638%	Fecal		CFU/100 mL	200	283.2	86400	-	151,063.6
5439000	4/12/2021	113	113	0.2732	30.87	1907	16.1638%	Fecal		CFU/100 mL	200	283.2	86400	-	151,063.6
5439000	2/10/1990	112	112	0.2732	30.60	1934	16.3926%	Fecal		CFU/100 mL	200	283.2	86400	-	149,726.7
5439000	5/8/1990	112	112	0.2732	30.60	1934	16.3926%	Fecal		CFU/100 mL	200	283.2	86400	-	149,726.7
5439000	3/10/1997	112	112	0.2732	30.60	1934	16.3926%	Fecal		CFU/100 mL	200	283.2	86400	-	149,726.7
5439000	5/11/1997	112	112	0.2732	30.60	1934	16.3926%	Fecal		CFU/100 mL	200	283.2	86400	-	149,726.7
5439000	3/20/1999	112	112	0.2732	30.60	1934	16.3926%	Fecal		CFU/100 mL	200	283.2	86400	-	149,726.7
5439000	5/10/1999	112	112	0.2732	30.60	1934	16.3926%	Fecal		CFU/100 mL	200	283.2	86400	-	149,726.7
5439000	6/4/2000	112	112	0.2732	30.60	1934	16.3926%	Fecal		CFU/100 mL	200	283.2	86400	-	149,726.7
5439000	5/3/2003	112	112	0.2732	30.60	1934	16.3926%	Fecal		CFU/100 mL	200	283.2	86400	-	149,726.7
5439000	7/24/2007	112	112	0.2732	30.60	1934	16.3926%	Fecal		CFU/100 mL	200	283.2	86400	-	149,726.7
5439000	8/15/2007	112	112	0.2732	30.60	1934	16.3926%	Fecal		CFU/100 mL	200	283.2	86400	-	149,726.7
5439000	5/16/2008	112	112	0.2732	30.60	1934	16.3926%	Fecal		CFU/100 mL	200	283.2	86400	-	149,726.7
5439000	5/11/2009	112	112	0.2732	30.60	1934	16.3926%	Fecal		CFU/100 mL	200	283.2	86400	-	149,726.7
5439000	1/2/2010	112	112	0.2732	30.60	1934	16.3926%	Fecal		CFU/100 mL	200	283.2	86400	-	149,726.7
5439000	5/20/2010	112	112	0.2732	30.60	1934	16.3926%	Fecal		CFU/100 mL	200	283.2	86400	-	149,726.7
5439000	6/7/2011	112	112	0.2732	30.60	1934	16.3926%	Fecal		CFU/100 mL	200	283.2	86400	-	149,726.7
5439000	12/5/2011	112	112	0.2732	30.60	1934	16.3926%	Fecal		CFU/100 mL	200	283.2	86400	-	149,726.7
5439000	5/22/2016	112	112	0.2732	30.60	1934	16.3926%	Fecal		CFU/100 mL	200	283.2	86400	-	149,726.7
5439000	6/17/2016	112	112	0.2732	30.60	1934	16.3926%	Fecal		CFU/100 mL	200	283.2	86400	-	149,726.7
5439000	1/4/2019	112	112	0.2732	30.60	1934	16.3926%	Fecal		CFU/100 mL	200	283.2	86400	-	149,726.7
5439000	2/12/2019	112	112	0.2732	30.60	1934	16.3926%	Fecal		CFU/100 mL	200	283.2	86400	-	149,726.7
5439000	3/25/2019	112	112	0.2732	30.60	1934	16.3926%	Fecal		CFU/100 mL	200	283.2	86400	-	149,726.7
5439000	1/2/2020	112	112	0.2732	30.60	1934	16.3926%	Fecal		CFU/100 mL	200	283.2	86400	-	149,726.7
5439000	5/27/2020	112	112	0.2732	30.60	1934	16.3926%	Fecal		CFU/100 mL	200	283.2	86400	-	149,726.7
5439000	5/18/1990	111	111	0.2732	30.32	1957	16.5876%	Fecal		CFU/100 mL	200	283.2	86400	-	148,389.9
5439000	12/22/1992	111	111	0.2732	30.32	1957	16.5876%	Fecal		CFU/100 mL	200	283.2	86400	-	148,389.9
5439000	3/12/1993	111	111	0.2732	30.32	1957	16.5876%	Fecal		CFU/100 mL	200	283.2	86400	-	148,389.9
5439000	12/25/1994	111	111	0.2732	30.32	1957	16.5876%	Fecal		CFU/100 mL	200	283.2	86400	-	148,389.9
5439000	3/12/1995	111	111	0.2732	30.32	1957	16.5876%	Fecal		CFU/100 mL	200	283.2	86400	-	148,389.9
5439000	3/9/1997	111	111	0.2732	30.32	1957	16.5876%	Fecal		CFU/100 mL	200	283.2	86400	-	148,389.9
5439000	1/10/1998	111	111	0.2732	30.32	1957	16.5876%	Fecal		CFU/100 mL	200	283.2	86400	-	148,389.9
5439000	3/24/1998	111	111	0.2732	30.32	1957	16.5876%	Fecal		CFU/100 mL	200	283.2	86400	-	148,389.9
5439000	6/20/1999	111	111	0.2732	30.32	1957	16.5876%	Fecal		CFU/100 mL	200	283.2	86400	-	148,389.9
5439000	5/31/2003	111	111	0.2732	30.32	1957	16.5876%	Fecal		CFU/100 mL	200	283.2	86400	-	148,389.9
5439000	3/17/2008	111	111	0.2732	30.32	1957	16.5876%	Fecal		CFU/100 mL	200	283.2	86400	-	148,389.9
5439000	12/12/2008	111	111	0.2732	30.32	1957	16.5876%	Fecal		CFU/100 mL	200	283.2	86400	-	148,389.9
5439000	5/31/2009	111	111	0.2732	30.32	1957	16.5876%	Fecal		CFU/100 mL	200	283.2	86400	-	148,389.9
5439000	6/21/2009	111	111	0.2732	30.32	1957	16.5876%	Fecal		CFU/100 mL	200	283.2	86400	-	148,389.9
5439000	6/21/2010	111	111	0.2732	30.32	1957	16.5876%	Fecal		CFU/100 mL	200	283.2	86400	-	148,389.9
5439000	5/19/2015	111	111	0.2732	30.32	1957	16.5876%	Fecal		CFU/100 mL	200	283.2	86400	-	148,389.9
5439000	5/30/2016	111	111	0.2732	30.32	1957	16.5876%	Fecal		CFU/100 mL	200	283.2	86400	-	148,389.9
5439000	5/29/2017	111	111	0.2732	30.32	1957	16.5876%	Fecal		CFU/100 mL	200	283.2	86400	-	148,389.9
5439000	1/10/2019	111	111	0.2732	30.32	1957	16.5876%	Fecal		CFU/100 mL	200	283.2	86400	-	148,389.9
5439000	9/4/2019	111	111	0.2732	30.32	1957	16.5876%	Fecal		CFU/100 mL	200	283.2	86400	-	148,389.9
5439000	12/1/2019	111	111	0.2732	30.32	1957	16.5876%	Fecal		CFU/100 mL	200	283.2	86400	-	148,389.9
5439000	5/5/2020	111	111	0.2732	30.32	1957	16.5876%	Fecal		CFU/100 mL	200	283.2	86400	-	148,389.9
5439000	11/7/1990	110	110	0.2732	30.05	1979	16.7740%	Fecal		CFU/100 mL	200	283.2	86400	-	147,053.0
5439000	2/19/1991	110	110	0.2732	30.05	1979	16.7740%	Fecal		CFU/100 mL	200	283.2	86400	-	147,053.0
5439000	1/4/1995	110	110	0.2732	30.05	1979	16.7740%	Fecal		CFU/100 mL	200	283.2	86400	-	147,053.0
5439000	5/4/1998	110	110	0.2732	30.05	1979	16.7740%	Fecal		CFU/100 mL	200	283.2	86400	-	147,053.0
5439000	5/4/1999	110	110	0.2732	30.05	1979	16.7740%	Fecal		CFU/100 mL	200	283.2	86400	-	147,053.0
5439000	5/13/2000	110	110	0.2732	30.05	1979	16.7740%	Fecal		CFU/100 mL	200	283.2	86400	-	147,053.0
5439000	4/13/2001	110	110	0.2732	30.05	1979	16.7740%	Fecal		CFU/100 mL	200	283.2	86400	-	147,053.0
5439000	6/9/2001	110	110	0.2732	30.05	1979	16.7740%	Fecal		CFU/100 mL	200	283.2	86400	-	147,053.0
5439000	9/19/2001	110	110	0.2732	30.05	1979	16.7740%	Fecal		CFU/100 mL	200	283.2	86400	-	147,053.0
5439000	3/9/2004	110	110	0.2732	30.05	1979	16.7740%	Fecal		CFU/100 mL	200	283.2	86400	-	147,053.0
5439000	2/8/2005	110	110	0.2732	30.05	1979	16.7740%	Fecal		CFU/100 mL	200	283.2	86400	-	147,053.0
5439000	9/7/2007	110	110	0.2732	30.05	1979	16.7740%	Fecal		CFU/100 mL	200	283.2	86400	-	147,053.0
5439000	3/8/2008	110	110	0.2732	30.05	1979	16.7740%	Fecal		CFU/100 mL	200	283.2	86400	-	147,053.0
5439000	8/29/2009	110	110	0.2732	30.05	1979	16.7740%	Fecal		CFU/100 mL	200	283.2	86400	-	147,053.0
5439000	3/6/2010	110	110	0.2732	30.05	1979	16.7740%	Fecal		CFU/100 mL	200	283.2	86400	-	147,053.0
5439000	2/28/2011	110	110	0.2732	30.05	1979	16.7740%	Fecal		CFU/100 mL	200	283.2	86400	-	147,053.0
5439000	5/5/2013	110	110	0.2732	30.05	1979	16.7740%	Fecal		CFU/100 mL	200	283.2	86400	-	147,053.0
5439000	4/12/2017	110	110	0.2732	30.05	1979	16.7740%	Fecal		CFU/100 mL	200	283.2	86400	-	147,053.0
5439000	5/14/2018	110	110	0.2732	30.05	1979	16.7740%	Fecal		CFU/100 mL	200	283.2	86400	-	147,053.0
5439000	2/23/1990	109	109	0.2732	29.78	1998	16.9351%	Fecal		CFU/100 mL	200	283.2	86400	-	145,716.2
5439000	3/25/1990	109	109	0.2732	29.78	1998	16.9351%	Fecal		CFU/100 mL	200	283.2	86400	-	145,716.2
5439000	12/13/1990	109	109	0.2732	29.78	1998	16.9351%	Fecal		CFU/100 mL	200	283.2	86400	-	145,716.2
5439000	3/11/1992	109	109	0.2732	29.78	1998	16.9351%	Fecal		CFU/100 mL	200	283.2	86400	-	145,716.2
5439000	4/19/1992	109	109	0.2732	29.78	1998	16.9351%	Fecal		CFU/100 mL	200	283.2	86400	-	145,716.2
5439000	9/1/1993	109	109	0.2732	29.78	1998	16.9351%	Fecal		CFU/100 mL	200	283.2	86400	-	145,716.2
5439000	5/20/1998	109	109	0.2732	29.78	1998	16.9351%	Fecal		CFU/100 mL	200	283.2	86400	-	145,716.2
5439000	6/17/1998	109	109	0.2732	29.78	1998	16.9351%	Fecal		CFU/100 mL	200	283.2	86400	-	145,716.2
5439000	5/21/1999	109	109	0.2732	29.78	1998	16.9351%	Fecal		CFU/100 mL	200	283.2	86400	-	145,716.2
5439000	2/23/2002	109	109	0.2732	29.78	1998	16.9351%	Fecal		CFU/100 mL	200	283.2	86400	-	145,716.2
5439000	6/15/2002	109	109	0.2732	29.78	1998	16.9351%	Fecal		CFU/100 mL	200	283.2	86400	-	145,716.2
5439000	12/13/2008	109	109	0.2732	29.78	1998	16.9351%	Fecal		CFU/100 mL	200	283.2	86400	-	145,716.2
5439000	4/14/2009	109	109	0.2732	29.78	1998	16.9351%	Fecal		CFU/100 mL	200	283.2	86400	-	145,716.2
5439000	11/28/2009	109	109	0.2732	29.78	1998	16.9351%	Fecal		CFU/100 mL	200	283.2	86400	-	145,716.2
5439000	3/25/2011	109	109	0.2732	29.78	1998	16.9351%	Fecal		CFU/100 mL	200	283.2	86400	-	145,716.2
5439000	5/31/2015	109	109	0.2732	29.78	1998	16.9351%	Fecal		CFU/100 mL	200	283.2	86400	-	145,716.2
5439000	6/30/2015	109	109	0.2732	29.78	1998	16.9351%	Fecal		CFU/100 mL	200	283.2	86400	-	145,716.2
5439000	4/15/2017	109	109	0.2732	29.78	1998	16.9351%	Fecal		CFU/100 mL	200	283.2	86400	-	145,716.2
5439000	4/21/2017	109	109	0.2732	29.78	1998	16.9351%	Fecal		CFU/100 mL	200	283.2	86400	-	145,716.2

Gage ID	Date	Discharge (CFS)	Gage Discharge (less Surrogate NPDES) (CFS)	Watershed Area Ratio	Calculated flow (CFS)	Rank	Flow Exceedance %	Parameter	Results	Units (mg or micro_gram	Limit/Standard	100mL/CF	sec/day	Actual Load (million colonies/day)	Allowable Load (million colonies/day)
5439000	11/19/2017	109	109	0.2732	29.78	1998	16.9351%	Fecal		CFU/100 mL	200	283.2	86400	-	145,716.2
5439000	12/29/2018	109	109	0.2732	29.78	1998	16.9351%	Fecal		CFU/100 mL	200	283.2	86400	-	145,716.2
5439000	7/19/2019	109	109	0.2732	29.78	1998	16.9351%	Fecal		CFU/100 mL	200	283.2	86400	-	145,716.2
5439000	11/23/2019	109	109	0.2732	29.78	1998	16.9351%	Fecal		CFU/100 mL	200	283.2	86400	-	145,716.2
5439000	2/24/2022	204	204	0.1459	29.77	2021	17.1300%	Fecal		CFU/100 mL	200	283.2	86400	-	145,687.8
5439000	4/2/1991	108	108	0.2732	29.50	2022	17.1385%	Fecal		CFU/100 mL	200	283.2	86400	-	144,379.3
5439000	5/11/1993	108	108	0.2732	29.50	2022	17.1385%	Fecal		CFU/100 mL	200	283.2	86400	-	144,379.3
5439000	1/19/1995	108	108	0.2732	29.50	2022	17.1385%	Fecal		CFU/100 mL	200	283.2	86400	-	144,379.3
5439000	5/20/1995	108	108	0.2732	29.50	2022	17.1385%	Fecal		CFU/100 mL	200	283.2	86400	-	144,379.3
5439000	5/25/1997	108	108	0.2732	29.50	2022	17.1385%	Fecal		CFU/100 mL	200	283.2	86400	-	144,379.3
5439000	5/17/1998	108	108	0.2732	29.50	2022	17.1385%	Fecal		CFU/100 mL	200	283.2	86400	-	144,379.3
5439000	2/8/1999	108	108	0.2732	29.50	2022	17.1385%	Fecal		CFU/100 mL	200	283.2	86400	-	144,379.3
5439000	2/9/1999	108	108	0.2732	29.50	2022	17.1385%	Fecal		CFU/100 mL	200	283.2	86400	-	144,379.3
5439000	3/11/2008	108	108	0.2732	29.50	2022	17.1385%	Fecal		CFU/100 mL	200	283.2	86400	-	144,379.3
5439000	4/19/2008	108	108	0.2732	29.50	2022	17.1385%	Fecal		CFU/100 mL	200	283.2	86400	-	144,379.3
5439000	6/16/2008	108	108	0.2732	29.50	2022	17.1385%	Fecal		CFU/100 mL	200	283.2	86400	-	144,379.3
5439000	7/11/2008	108	108	0.2732	29.50	2022	17.1385%	Fecal		CFU/100 mL	200	283.2	86400	-	144,379.3
5439000	2/16/2009	108	108	0.2732	29.50	2022	17.1385%	Fecal		CFU/100 mL	200	283.2	86400	-	144,379.3
5439000	5/21/2011	108	108	0.2732	29.50	2022	17.1385%	Fecal		CFU/100 mL	200	283.2	86400	-	144,379.3
5439000	2/12/2013	108	108	0.2732	29.50	2022	17.1385%	Fecal		CFU/100 mL	200	283.2	86400	-	144,379.3
5439000	7/5/2013	108	108	0.2732	29.50	2022	17.1385%	Fecal		CFU/100 mL	200	283.2	86400	-	144,379.3
5439000	8/31/2016	108	108	0.2732	29.50	2022	17.1385%	Fecal		CFU/100 mL	200	283.2	86400	-	144,379.3
5439000	12/1/2018	108	108	0.2732	29.50	2022	17.1385%	Fecal		CFU/100 mL	200	283.2	86400	-	144,379.3
5439000	2/27/2019	108	108	0.2732	29.50	2022	17.1385%	Fecal		CFU/100 mL	200	283.2	86400	-	144,379.3
5439000	11/8/2019	108	108	0.2732	29.50	2022	17.1385%	Fecal		CFU/100 mL	200	283.2	86400	-	144,379.3
5439000	1/3/2020	108	108	0.2732	29.50	2022	17.1385%	Fecal		CFU/100 mL	200	283.2	86400	-	144,379.3
5439000	5/26/1990	107	107	0.2732	29.23	2043	17.3165%	Fecal		CFU/100 mL	200	283.2	86400	-	143,042.5
5439000	8/23/1990	107	107	0.2732	29.23	2043	17.3165%	Fecal		CFU/100 mL	200	283.2	86400	-	143,042.5
5439000	4/13/1991	107	107	0.2732	29.23	2043	17.3165%	Fecal		CFU/100 mL	200	283.2	86400	-	143,042.5
5439000	3/11/1997	107	107	0.2732	29.23	2043	17.3165%	Fecal		CFU/100 mL	200	283.2	86400	-	143,042.5
5439000	2/15/1999	107	107	0.2732	29.23	2043	17.3165%	Fecal		CFU/100 mL	200	283.2	86400	-	143,042.5
5439000	5/5/1999	107	107	0.2732	29.23	2043	17.3165%	Fecal		CFU/100 mL	200	283.2	86400	-	143,042.5
5439000	4/5/2007	107	107	0.2732	29.23	2043	17.3165%	Fecal		CFU/100 mL	200	283.2	86400	-	143,042.5
5439000	3/20/2008	107	107	0.2732	29.23	2043	17.3165%	Fecal		CFU/100 mL	200	283.2	86400	-	143,042.5
5439000	4/9/2009	107	107	0.2732	29.23	2043	17.3165%	Fecal		CFU/100 mL	200	283.2	86400	-	143,042.5
5439000	4/11/2010	107	107	0.2732	29.23	2043	17.3165%	Fecal		CFU/100 mL	200	283.2	86400	-	143,042.5
5439000	4/18/2011	107	107	0.2732	29.23	2043	17.3165%	Fecal		CFU/100 mL	200	283.2	86400	-	143,042.5
5439000	4/5/2014	107	107	0.2732	29.23	2043	17.3165%	Fecal		CFU/100 mL	200	283.2	86400	-	143,042.5
5439000	4/14/2014	107	107	0.2732	29.23	2043	17.3165%	Fecal		CFU/100 mL	200	283.2	86400	-	143,042.5
5439000	7/15/2014	107	107	0.2732	29.23	2043	17.3165%	Fecal		CFU/100 mL	200	283.2	86400	-	143,042.5
5439000	3/18/2016	107	107	0.2732	29.23	2043	17.3165%	Fecal		CFU/100 mL	200	283.2	86400	-	143,042.5
5439000	4/8/2016	107	107	0.2732	29.23	2043	17.3165%	Fecal		CFU/100 mL	200	283.2	86400	-	143,042.5
5439000	5/21/2017	107	107	0.2732	29.23	2043	17.3165%	Fecal		CFU/100 mL	200	283.2	86400	-	143,042.5
5439000	7/18/2019	107	107	0.2732	29.23	2043	17.3165%	Fecal		CFU/100 mL	200	283.2	86400	-	143,042.5
5439000	2/6/2020	107	107	0.2732	29.23	2043	17.3165%	Fecal		CFU/100 mL	200	283.2	86400	-	143,042.5
5439000	6/22/2021	107	107	0.2732	29.23	2043	17.3165%	Fecal		CFU/100 mL	200	283.2	86400	-	143,042.5
5439000	3/2/1990	106	106	0.2732	28.96	2063	17.4860%	Fecal		CFU/100 mL	200	283.2	86400	-	141,705.6
5439000	4/22/1991	106	106	0.2732	28.96	2063	17.4860%	Fecal		CFU/100 mL	200	283.2	86400	-	141,705.6
5439000	8/29/1993	106	106	0.2732	28.96	2063	17.4860%	Fecal		CFU/100 mL	200	283.2	86400	-	141,705.6
5439000	12/26/1994	106	106	0.2732	28.96	2063	17.4860%	Fecal		CFU/100 mL	200	283.2	86400	-	141,705.6
5439000	12/27/1994	106	106	0.2732	28.96	2063	17.4860%	Fecal		CFU/100 mL	200	283.2	86400	-	141,705.6
5439000	4/17/1995	106	106	0.2732	28.96	2063	17.4860%	Fecal		CFU/100 mL	200	283.2	86400	-	141,705.6
5439000	2/19/2001	106	106	0.2732	28.96	2063	17.4860%	Fecal		CFU/100 mL	200	283.2	86400	-	141,705.6
5439000	2/21/2001	106	106	0.2732	28.96	2063	17.4860%	Fecal		CFU/100 mL	200	283.2	86400	-	141,705.6
5439000	5/22/2003	106	106	0.2732	28.96	2063	17.4860%	Fecal		CFU/100 mL	200	283.2	86400	-	141,705.6
5439000	3/24/2010	106	106	0.2732	28.96	2063	17.4860%	Fecal		CFU/100 mL	200	283.2	86400	-	141,705.6
5439000	2/24/2011	106	106	0.2732	28.96	2063	17.4860%	Fecal		CFU/100 mL	200	283.2	86400	-	141,705.6
5439000	6/8/2011	106	106	0.2732	28.96	2063	17.4860%	Fecal		CFU/100 mL	200	283.2	86400	-	141,705.6
5439000	5/11/2012	106	106	0.2732	28.96	2063	17.4860%	Fecal		CFU/100 mL	200	283.2	86400	-	141,705.6
5439000	5/1/2013	106	106	0.2732	28.96	2063	17.4860%	Fecal		CFU/100 mL	200	283.2	86400	-	141,705.6
5439000	12/7/2015	106	106	0.2732	28.96	2063	17.4860%	Fecal		CFU/100 mL	200	283.2	86400	-	141,705.6
5439000	12/13/2015	106	106	0.2732	28.96	2063	17.4860%	Fecal		CFU/100 mL	200	283.2	86400	-	141,705.6
5439000	1/4/2016	106	106	0.2732	28.96	2063	17.4860%	Fecal		CFU/100 mL	200	283.2	86400	-	141,705.6
5439000	3/28/2016	106	106	0.2732	28.96	2063	17.4860%	Fecal		CFU/100 mL	200	283.2	86400	-	141,705.6
5439000	3/7/2018	106	106	0.2732	28.96	2063	17.4860%	Fecal		CFU/100 mL	200	283.2	86400	-	141,705.6
5439000	12/8/2018	106	106	0.2732	28.96	2063	17.4860%	Fecal		CFU/100 mL	200	283.2	86400	-	141,705.6
5439000	11/28/2019	106	106	0.2732	28.96	2063	17.4860%	Fecal		CFU/100 mL	200	283.2	86400	-	141,705.6
5439000	1/15/2020	106	106	0.2732	28.96	2063	17.4860%	Fecal		CFU/100 mL	200	283.2	86400	-	141,705.6
5439000	3/22/2020	106	106	0.2732	28.96	2063	17.4860%	Fecal		CFU/100 mL	200	283.2	86400	-	141,705.6
5439000	5/29/2020	106	106	0.2732	28.96	2063	17.4860%	Fecal		CFU/100 mL	200	283.2	86400	-	141,705.6
5439000	7/2/1990	105	105	0.2732	28.68	2087	17.6894%	Fecal		CFU/100 mL	200	283.2	86400	-	140,368.8
5439000	11/5/1992	105	105	0.2732	28.68	2087	17.6894%	Fecal		CFU/100 mL	200	283.2	86400	-	140,368.8
5439000	12/4/1992	105	105	0.2732	28.68	2087	17.6894%	Fecal		CFU/100 mL	200	283.2	86400	-	140,368.8
5439000	3/27/1994	105	105	0.2732	28.68	2087	17.6894%	Fecal		CFU/100 mL	200	283.2	86400	-	140,368.8
5439000	2/17/1998	105	105	0.2732	28.68	2087	17.6894%	Fecal		CFU/100 mL	200	283.2	86400	-	140,368.8
5439000	6/18/1998	105	105	0.2732	28.68	2087	17.6894%	Fecal		CFU/100 mL	200	283.2	86400	-	140,368.8
5439000	12/9/1998	105	105	0.2732	28.68	2087	17.6894%	Fecal		CFU/100 mL	200	283.2	86400	-	140,368.8
5439000	4/19/2000	105	105	0.2732	28.68	2087	17.6894%	Fecal		CFU/100 mL	200	283.2	86400	-	140,368.8
5439000	6/29/2000	105	105	0.2732	28.68	2087	17.6894%	Fecal		CFU/100 mL	200	283.2	86400	-	140,368.8
5439000	5/8/2003	105	105	0.2732	28.68	2087	17.6894%	Fecal		CFU/100 mL	200	283.2	86400	-	140,368.8
5439000	5/19/2003	105	105	0.2732	28.68	2087	17.6894%	Fecal		CFU/100 mL	200	283.2	86400	-	140,368.8
5439000	3/21/2008	105	105	0.2732	28.68	2087	17.6894%	Fecal		CFU/100 mL	200	283.2	86400	-	140,368.8
5439000	3/15/2011	105	105	0.2732	28.68	2087	17.6894%	Fecal		CFU/100 mL	200	283.2	86400	-	140,368.8
5439000	6/27/2014	105	105	0.2732	28.68	2087	17.6894%	Fecal		CFU/100 mL	200	283.2	86400	-	140,368.8
5439000	11/23/2015	105	105	0.2732	28.68	2087	17.6894%	Fecal		CFU/100 mL	200	283.2	86400	-	140,368.8
5439000	4/3/2016	105	105	0.2732	28.68	2087	17.6894%	Fecal		CFU/100 mL	200	283.2	86400	-	140,368.8
5439000	4/6/2016	105	105	0.2732	28.68	2087	17.6894%	Fecal		CFU/100 mL	200	283.2	86400	-	140,368.8
5439000	7/7/2016	105	105	0.2732	28.68	2087	17.6894%	Fecal		CFU/100 mL	200	283.2	86400	-	140,368.8
5439000	4/13/2017	105	105	0.2732	28.68	2087	17.6894%	Fecal		CFU/100 mL	200	283.2	86400	-	140,368.8
5439000	6/18/2019	105	105	0.2732	28.68	2087	17.6894%	Fecal		CFU/100 mL	200	283.2	86400	-	140,368.8
5439000	10/16/2019	105	105	0.2732	28.68	2087	17.6894%	Fecal		CFU/100 mL	200	283.2	86400	-	140,368.8
5439000	12/3/1991	104	104	0.2732	28.41	2108	17.8674%	Fecal		CFU/100 mL	200	283.2	86400	-	139,031.9
5439000	4/20/1992	104	104	0.2732	28.41	2108	17.8674%	Fecal		CFU/100 mL	200	283.2	86400	-	139,031.9
5439000	1/26/1993	104	104	0.2732	28.41	2108	17.8674%	Fecal		CFU/100 mL	200	283.2	86400	-	139,031.9
5439000	4/21/1995	104	104	0.2732	28.41	2108	17.8674%	Fecal		CFU/100 mL	200	283.2	86400	-	139,031.9
5439000	5/2/1995	104	104	0.2732	28.41	2108	17.8674%	Fecal		CFU/100 mL	200	283.2	86400	-	139,031.9
5439000	3/25/1998	104	104	0.2732	28.41	2108	17.8674%	Fecal		CFU/100 mL	200	283.2	86400	-	139,031.9
5439000	5/22/1999	104	104	0.2732	28.41	2108	17.8674%	Fecal		CFU/100 mL	200	283.2	86400	-	139,031.9
5439000	7/13/2000	104	104	0.2732	28.41	2108	17.8674%	Fecal		CFU/100 mL	200	283.2	86400	-	139,031.9
5439000	3/14/2002	104	104	0.2732	28.41	2108	17.8674%	Fecal		CFU/100 mL	200	283.2	86400	-	139,031.9
5439000	5/3/2002	104	104	0.2732	28.41	2108	17.8674%	Fecal		CFU/100 mL	200	283.2	86400	-	139,031.9
5439000	5/26/2002	104	104	0.2732	28.41	2108	17.8674%	Fecal		CFU/100 mL	200	283.2	86400	-	139,031.9
5439000	2/24/2004	104	104	0.2732	28.41	2108	17.8674%	Fecal		CFU/100 mL	200	283.2	86400	-	139,031.9
5439000	5/3/2007	104	104	0.2732	28.41	2108	17.8674%	Fecal		CFU/100 mL	200	283.2	86400	-	139,031.9
5439000	6/5/2007	104	104	0.2732	28.41	2108	17.8674%	Fecal		CFU/100 mL	200	283.2	86400	-	139,031.9
5439000	7/13/2007	104	104	0.2732	28.41	2108	17.8674%	Fecal		CFU/100 mL	200	283.2	86400	-	139,031.9
5439000	3/24/2008	104	104	0.2732	28.41	2108	17.8674%	Fecal		CFU/100 mL	200	283.2	86400	-	139,031.9
5439000	10/8/2008	104	104	0.2732	28.41	2108	17.8674%	Fecal		CFU/100 mL	200	283.2	86400	-	139,031.9
5439000	6/4/2009	104	104	0.2732	28.41	2108	17.8674%	Fecal		CFU/100 mL	200	283.2	86400	-	139,031.9
5439000	6/18/2014	104	104	0.2732	28.41	2108	17.8674%	Fecal		CFU/100 mL	200	283.2	86400	-	139,031.9
5439000	6/2/2016	104	104	0.2732	28.41	2108	17.8674%	Fecal		CFU/100 mL	200	283.2	86400	-	139,031.9
5439000	3/3/2017	104	104	0.2732	28.41	2108	17.8674%	Fecal		CFU/100 mL	200	283.2	86400	-	139,031.9
5439000	4/14/2017	104	104	0.2732	28.41	2108	17.8674%	Fecal		CFU/100 mL	200	283.2	86400	-	139,031.9
5439000	10/21/2019	104	104	0.2732	28.41	2108	17.8674%	Fecal		CFU/100 mL	200	283.2	86400	-	139,031.9
5439000	4/6/2020	104	104	0.2732	28.41	2108	17.8674%	Fecal		CFU/100 mL	200	283.2	86400	-	139,031.9
5439000	5/28/2020	104	104	0.2732	28.41	2108	17.8674%	Fecal		CFU/100 mL	200	283.2	86400	-	139,031.9
5439000	6/6/1991	103	103	0.2732	28.14	2133	18.0793%	Fecal		CFU/100 mL	200	283.2	86400	-	137,695.1
5439000	12/15/1991	103	103	0.2732	28.14	2133	18.0793%	Fecal		CFU/100 mL	200	283.2	86400	-	137,695.1
5439000	7/5/1993	103	103	0.2732	28.14	2133	18.0793%	Fecal		CFU/100 mL	200	283.2	86400	-	137,695.1
5439000	8/25/1993	103	103	0.2732	28.14	2133	18.0793%	Fecal		CFU/100 mL	200	283.2	86400	-	137,695.1
5439000	8/5/1996	103	103	0.2732	28.14	2133	18.0793%	Fecal		CFU/100 mL	200	283.2	86400	-	137,695.1
5439000	3/1/1998	103	103	0.2732	28.14	2133	18.0793%	Fecal		CFU/100 mL	200	283.2	86400	-	137,695.1
5439000	3/12/1998	103	103	0.2732	28.14	2133	18.0793%	Fecal		CFU/100 mL	200	283.2	86400	-	137,695.1
5439000	5/18/1998	103	103	0.2732	28.14	2133	18.0793%	Fecal		CFU/100 mL	200	283.2	86400	-	137,695.1
5439000	6/20/1998	103	103	0.2732	28.14	2133	18.0793%	Fecal		CFU/100 mL	200	283.2	86400	-	137,695.1
5439000	10/21/1998	103	103	0.2732	28.14	2133	18.0793%	Fecal		CFU/100 mL	200	283.2	86400	-	137,695.1

Gage ID	Date	Discharge (CFS)	Gage Discharge (less Surrogate NPDES) (CFS)	Watershed Area Ratio	Calculated flow (CFS)	Rank	Flow Exceedance %	Parameter	Results	Units (mg or micro_gram	Limit/Standard	100mL/CF	sec/day	Actual Load (million colonies/day)	Allowable Load (million colonies/day)
5439000	4/25/2000	103	103	0.2732	28.14	2133	18.0793%	Fecal		CFU/100 mL	200	283.2	86400	-	137,695.1
5439000	4/15/2002	103	103	0.2732	28.14	2133	18.0793%	Fecal		CFU/100 mL	200	283.2	86400	-	137,695.1
5439000	6/18/2004	103	103	0.2732	28.14	2133	18.0793%	Fecal		CFU/100 mL	200	283.2	86400	-	137,695.1
5439000	2/18/2005	103	103	0.2732	28.14	2133	18.0793%	Fecal		CFU/100 mL	200	283.2	86400	-	137,695.1
5439000	3/22/2008	103	103	0.2732	28.14	2133	18.0793%	Fecal		CFU/100 mL	200	283.2	86400	-	137,695.1
5439000	6/14/2008	103	103	0.2732	28.14	2133	18.0793%	Fecal		CFU/100 mL	200	283.2	86400	-	137,695.1
5439000	9/26/2008	103	103	0.2732	28.14	2133	18.0793%	Fecal		CFU/100 mL	200	283.2	86400	-	137,695.1
5439000	12/18/2008	103	103	0.2732	28.14	2133	18.0793%	Fecal		CFU/100 mL	200	283.2	86400	-	137,695.1
5439000	12/19/2008	103	103	0.2732	28.14	2133	18.0793%	Fecal		CFU/100 mL	200	283.2	86400	-	137,695.1
5439000	3/22/2009	103	103	0.2732	28.14	2133	18.0793%	Fecal		CFU/100 mL	200	283.2	86400	-	137,695.1
5439000	5/12/2009	103	103	0.2732	28.14	2133	18.0793%	Fecal		CFU/100 mL	200	283.2	86400	-	137,695.1
5439000	5/26/2009	103	103	0.2732	28.14	2133	18.0793%	Fecal		CFU/100 mL	200	283.2	86400	-	137,695.1
5439000	5/21/2010	103	103	0.2732	28.14	2133	18.0793%	Fecal		CFU/100 mL	200	283.2	86400	-	137,695.1
5439000	6/19/2011	103	103	0.2732	28.14	2133	18.0793%	Fecal		CFU/100 mL	200	283.2	86400	-	137,695.1
5439000	5/5/2018	103	103	0.2732	28.14	2133	18.0793%	Fecal		CFU/100 mL	200	283.2	86400	-	137,695.1
5439000	6/10/2019	103	103	0.2732	28.14	2133	18.0793%	Fecal		CFU/100 mL	200	283.2	86400	-	137,695.1
5439000	10/23/2019	103	103	0.2732	28.14	2133	18.0793%	Fecal		CFU/100 mL	200	283.2	86400	-	137,695.1
5439000	11/3/2019	103	103	0.2732	28.14	2133	18.0793%	Fecal		CFU/100 mL	200	283.2	86400	-	137,695.1
5439000	2/26/1990	102	102	0.2732	27.86	2161	18.3167%	Fecal		CFU/100 mL	200	283.2	86400	-	136,358.3
5439000	3/5/1990	102	102	0.2732	27.86	2161	18.3167%	Fecal		CFU/100 mL	200	283.2	86400	-	136,358.3
5439000	12/6/1990	102	102	0.2732	27.86	2161	18.3167%	Fecal		CFU/100 mL	200	283.2	86400	-	136,358.3
5439000	12/17/1990	102	102	0.2732	27.86	2161	18.3167%	Fecal		CFU/100 mL	200	283.2	86400	-	136,358.3
5439000	2/27/1992	102	102	0.2732	27.86	2161	18.3167%	Fecal		CFU/100 mL	200	283.2	86400	-	136,358.3
5439000	12/3/1992	102	102	0.2732	27.86	2161	18.3167%	Fecal		CFU/100 mL	200	283.2	86400	-	136,358.3
5439000	10/19/1993	102	102	0.2732	27.86	2161	18.3167%	Fecal		CFU/100 mL	200	283.2	86400	-	136,358.3
5439000	11/17/1994	102	102	0.2732	27.86	2161	18.3167%	Fecal		CFU/100 mL	200	283.2	86400	-	136,358.3
5439000	3/13/1995	102	102	0.2732	27.86	2161	18.3167%	Fecal		CFU/100 mL	200	283.2	86400	-	136,358.3
5439000	11/2/1995	102	102	0.2732	27.86	2161	18.3167%	Fecal		CFU/100 mL	200	283.2	86400	-	136,358.3
5439000	6/29/1996	102	102	0.2732	27.86	2161	18.3167%	Fecal		CFU/100 mL	200	283.2	86400	-	136,358.3
5439000	3/12/1997	102	102	0.2732	27.86	2161	18.3167%	Fecal		CFU/100 mL	200	283.2	86400	-	136,358.3
5439000	6/8/1999	102	102	0.2732	27.86	2161	18.3167%	Fecal		CFU/100 mL	200	283.2	86400	-	136,358.3
5439000	6/22/1999	102	102	0.2732	27.86	2161	18.3167%	Fecal		CFU/100 mL	200	283.2	86400	-	136,358.3
5439000	6/22/2000	102	102	0.2732	27.86	2161	18.3167%	Fecal		CFU/100 mL	200	283.2	86400	-	136,358.3
5439000	4/15/2001	102	102	0.2732	27.86	2161	18.3167%	Fecal		CFU/100 mL	200	283.2	86400	-	136,358.3
5439000	6/12/2008	102	102	0.2732	27.86	2161	18.3167%	Fecal		CFU/100 mL	200	283.2	86400	-	136,358.3
5439000	1/6/2009	102	102	0.2732	27.86	2161	18.3167%	Fecal		CFU/100 mL	200	283.2	86400	-	136,358.3
5439000	4/13/2009	102	102	0.2732	27.86	2161	18.3167%	Fecal		CFU/100 mL	200	283.2	86400	-	136,358.3
5439000	5/23/2009	102	102	0.2732	27.86	2161	18.3167%	Fecal		CFU/100 mL	200	283.2	86400	-	136,358.3
5439000	12/24/2009	102	102	0.2732	27.86	2161	18.3167%	Fecal		CFU/100 mL	200	283.2	86400	-	136,358.3
5439000	5/3/2011	102	102	0.2732	27.86	2161	18.3167%	Fecal		CFU/100 mL	200	283.2	86400	-	136,358.3
5439000	3/4/2012	102	102	0.2732	27.86	2161	18.3167%	Fecal		CFU/100 mL	200	283.2	86400	-	136,358.3
5439000	3/19/2013	102	102	0.2732	27.86	2161	18.3167%	Fecal		CFU/100 mL	200	283.2	86400	-	136,358.3
5439000	1/28/2017	102	102	0.2732	27.86	2161	18.3167%	Fecal		CFU/100 mL	200	283.2	86400	-	136,358.3
5439000	5/18/2017	102	102	0.2732	27.86	2161	18.3167%	Fecal		CFU/100 mL	200	283.2	86400	-	136,358.3
5439000	5/19/2018	102	102	0.2732	27.86	2161	18.3167%	Fecal		CFU/100 mL	200	283.2	86400	-	136,358.3
5439000	3/23/2019	102	102	0.2732	27.86	2161	18.3167%	Fecal		CFU/100 mL	200	283.2	86400	-	136,358.3
5439000	3/26/2019	102	102	0.2732	27.86	2161	18.3167%	Fecal		CFU/100 mL	200	283.2	86400	-	136,358.3
5439000	3/24/2020	102	102	0.2732	27.86	2161	18.3167%	Fecal		CFU/100 mL	200	283.2	86400	-	136,358.3
5439000	4/8/2022	190	190	0.1459	27.73	2191	18.5709%	Fecal		CFU/100 mL	200	283.2	86400	-	135,689.6
5439000	5/25/1990	101	101	0.2732	27.59	2192	18.5794%	Fecal		CFU/100 mL	200	283.2	86400	-	135,021.4
5439000	6/18/1990	101	101	0.2732	27.59	2192	18.5794%	Fecal		CFU/100 mL	200	283.2	86400	-	135,021.4
5439000	6/12/1991	101	101	0.2732	27.59	2192	18.5794%	Fecal		CFU/100 mL	200	283.2	86400	-	135,021.4
5439000	5/14/1996	101	101	0.2732	27.59	2192	18.5794%	Fecal		CFU/100 mL	200	283.2	86400	-	135,021.4
5439000	2/29/2000	101	101	0.2732	27.59	2192	18.5794%	Fecal		CFU/100 mL	200	283.2	86400	-	135,021.4
5439000	3/5/2001	101	101	0.2732	27.59	2192	18.5794%	Fecal		CFU/100 mL	200	283.2	86400	-	135,021.4
5439000	4/16/2001	101	101	0.2732	27.59	2192	18.5794%	Fecal		CFU/100 mL	200	283.2	86400	-	135,021.4
5439000	12/18/2006	101	101	0.2732	27.59	2192	18.5794%	Fecal		CFU/100 mL	200	283.2	86400	-	135,021.4
5439000	4/6/2008	101	101	0.2732	27.59	2192	18.5794%	Fecal		CFU/100 mL	200	283.2	86400	-	135,021.4
5439000	1/4/2011	101	101	0.2732	27.59	2192	18.5794%	Fecal		CFU/100 mL	200	283.2	86400	-	135,021.4
5439000	3/6/2012	101	101	0.2732	27.59	2192	18.5794%	Fecal		CFU/100 mL	200	283.2	86400	-	135,021.4
5439000	5/25/2016	101	101	0.2732	27.59	2192	18.5794%	Fecal		CFU/100 mL	200	283.2	86400	-	135,021.4
5439000	3/24/2019	101	101	0.2732	27.59	2192	18.5794%	Fecal		CFU/100 mL	200	283.2	86400	-	135,021.4
5439000	4/28/2020	101	101	0.2732	27.59	2192	18.5794%	Fecal		CFU/100 mL	200	283.2	86400	-	135,021.4
5439000	3/28/2021	101	101	0.2732	27.59	2192	18.5794%	Fecal		CFU/100 mL	200	283.2	86400	-	135,021.4
5439000	5/23/1990	100	100	0.2732	27.32	2207	18.7066%	Fecal		CFU/100 mL	200	283.2	86400	-	133,684.6
5439000	6/14/1990	100	100	0.2732	27.32	2207	18.7066%	Fecal		CFU/100 mL	200	283.2	86400	-	133,684.6
5439000	2/4/1991	100	100	0.2732	27.32	2207	18.7066%	Fecal		CFU/100 mL	200	283.2	86400	-	133,684.6
5439000	5/21/1991	100	100	0.2732	27.32	2207	18.7066%	Fecal		CFU/100 mL	200	283.2	86400	-	133,684.6
5439000	5/12/1993	100	100	0.2732	27.32	2207	18.7066%	Fecal		CFU/100 mL	200	283.2	86400	-	133,684.6
5439000	2/18/1994	100	100	0.2732	27.32	2207	18.7066%	Fecal		CFU/100 mL	200	283.2	86400	-	133,684.6
5439000	12/30/1994	100	100	0.2732	27.32	2207	18.7066%	Fecal		CFU/100 mL	200	283.2	86400	-	133,684.6
5439000	6/21/1999	100	100	0.2732	27.32	2207	18.7066%	Fecal		CFU/100 mL	200	283.2	86400	-	133,684.6
5439000	6/23/1999	100	100	0.2732	27.32	2207	18.7066%	Fecal		CFU/100 mL	200	283.2	86400	-	133,684.6
5439000	6/23/2000	100	100	0.2732	27.32	2207	18.7066%	Fecal		CFU/100 mL	200	283.2	86400	-	133,684.6
5439000	3/13/2001	100	100	0.2732	27.32	2207	18.7066%	Fecal		CFU/100 mL	200	283.2	86400	-	133,684.6
5439000	1/16/2005	100	100	0.2732	27.32	2207	18.7066%	Fecal		CFU/100 mL	200	283.2	86400	-	133,684.6
5439000	6/11/2006	100	100	0.2732	27.32	2207	18.7066%	Fecal		CFU/100 mL	200	283.2	86400	-	133,684.6
5439000	4/6/2007	100	100	0.2732	27.32	2207	18.7066%	Fecal		CFU/100 mL	200	283.2	86400	-	133,684.6
5439000	6/20/2011	100	100	0.2732	27.32	2207	18.7066%	Fecal		CFU/100 mL	200	283.2	86400	-	133,684.6
5439000	5/2/2013	100	100	0.2732	27.32	2207	18.7066%	Fecal		CFU/100 mL	200	283.2	86400	-	133,684.6
5439000	3/24/2014	100	100	0.2732	27.32	2207	18.7066%	Fecal		CFU/100 mL	200	283.2	86400	-	133,684.6
5439000	4/12/2015	100	100	0.2732	27.32	2207	18.7066%	Fecal		CFU/100 mL	200	283.2	86400	-	133,684.6
5439000	4/29/2015	100	100	0.2732	27.32	2207	18.7066%	Fecal		CFU/100 mL	200	283.2	86400	-	133,684.6
5439000	5/26/2017	100	100	0.2732	27.32	2207	18.7066%	Fecal		CFU/100 mL	200	283.2	86400	-	133,684.6
5439000	2/17/2009	99.9	99.9	0.2732	27.29	2227	18.8761%	Fecal		CFU/100 mL	200	283.2	86400	-	133,550.9
5439000	5/22/2009	99.9	99.9	0.2732	27.29	2227	18.8761%	Fecal		CFU/100 mL	200	283.2	86400	-	133,550.9
5439000	5/22/2011	99.9	99.9	0.2732	27.29	2227	18.8761%	Fecal		CFU/100 mL	200	283.2	86400	-	133,550.9
5439000	6/12/2015	99.9	99.9	0.2732	27.29	2227	18.8761%	Fecal		CFU/100 mL	200	283.2	86400	-	133,550.9
5439000	3/23/2020	99.9	99.9	0.2732	27.29	2227	18.8761%	Fecal		CFU/100 mL	200	283.2	86400	-	133,550.9
5439000	7/15/2015	99.8	99.8	0.2732	27.26	2232	18.9185%	Fecal		CFU/100 mL	200	283.2	86400	-	133,417.2
5439000	5/27/2002	99.6	99.6	0.2732	27.21	2233	18.9269%	Fecal		CFU/100 mL	200	283.2	86400	-	133,149.8
5439000	5/23/2016	99.6	99.6	0.2732	27.21	2233	18.9269%	Fecal		CFU/100 mL	200	283.2	86400	-	133,149.8
5439000	3/14/2020	99.6	99.6	0.2732	27.21	2233	18.9269%	Fecal		CFU/100 mL	200	283.2	86400	-	133,149.8
5439000	12/27/2006	99.5	99.5	0.2732	27.18	2236	18.9524%	Fecal		CFU/100 mL	200	283.2	86400	-	133,016.1
5439000	3/19/1994	99.4	99.4	0.2732	27.15	2237	18.9608%	Fecal		CFU/100 mL	200	283.2	86400	-	132,882.5
5439000	5/17/2008	99.4	99.4	0.2732	27.15	2237	18.9608%	Fecal		CFU/100 mL	200	283.2	86400	-	132,882.5
5439000	5/8/2016	99.4	99.4	0.2732	27.15	2237	18.9608%	Fecal		CFU/100 mL	200	283.2	86400	-	132,882.5
5439000	6/8/2008	99.3	99.3	0.2732	27.13	2240	18.9863%	Fecal		CFU/100 mL	200	283.2	86400	-	132,748.8
5439000	5/6/2013	99.3	99.3	0.2732	27.13	2240	18.9863%	Fecal		CFU/100 mL	200	283.2	86400	-	132,748.8
5439000	1/12/2016	99.3	99.3	0.2732	27.13	2240	18.9863%	Fecal		CFU/100 mL	200	283.2	86400	-	132,748.8
5439000	6/16/2013	99.2	99.2	0.2732	27.10	2243	19.0117%	Fecal		CFU/100 mL	200	283.2	86400	-	132,615.1
5439000	3/5/1994	99.1	99.1	0.2732	27.07	2244	19.0202%	Fecal		CFU/100 mL	200	283.2	86400	-	132,481.4
5439000	3/10/1994	99.1	99.1	0.2732	27.07	2244	19.0202%	Fecal		CFU/100 mL	200	283.2	86400	-	132,481.4
5439000	5/7/2010	99.1	99.1	0.2732	27.07	2244	19.0202%	Fecal		CFU/100 mL	200	283.2	86400	-	132,481.4
5439000	2/1/1990	99	99	0.2732	27.04	2247	19.0456%	Fecal		CFU/100 mL	200	283.2	86400	-	132,347.7
5439000	2/3/1990	99	99	0.2732	27.04	2247	19.0456%	Fecal		CFU/100 mL	200	283.2	86400	-	132,347.7
5439000	5/27/1990	99	99	0.2732	27.04	2247	19.0456%	Fecal		CFU/100 mL	200	283.2	86400	-	132,347.7
5439000	12/15/1990	99	99	0.2732	27.04	2247	19.0456%	Fecal		CFU/100 mL	200	283.2	86400	-	132,347.7
5439000	3/4/1991	99	99	0.2732	27.04	2247	19.0456%	Fecal		CFU/100 mL	200	283.2	86400	-	132,347.7
5439000	4/21/1992	99	99	0.2732	27.04	2247	19.0456%	Fecal		CFU/100 mL	200	283.2	86400	-	132,347.7
5439000	11/11/1992	99	99	0.2732	27.04	2247	19.0456%	Fecal		CFU/100 mL	200	283.2	86400	-	132,347.7
5439000	6/9/1995	99	99	0.2732	27.04	2247	19.0456%	Fecal		CFU/100 mL	200	283.2	86400	-	132,347.7
5439000	3/26/1998	99	99	0.2732	27.04	2247	19.0456%	Fecal		CFU/100 mL	200	283.2	86400	-	132,347.7
5439000	5/28/2008	99	99	0.2732	27.04	2247	19.0456%	Fecal		CFU/100 mL	200	283.2	86400	-	132,347.7
5439000	6/25/2009	99	99	0.2732	27.04	2247	19.0456%	Fecal		CFU/100 mL	200	283.2	86400	-	132,347.7
5439000	7/2/2018	98.9	98.9	0.2732	27.02	2258	19.1388%	Fecal		CFU/100 mL	200	283.2	86400	-	132,214.0
5439000	4/15/2012	98.8	98.8	0.2732	26.99	2259	19.1473%	Fecal		CFU/100 mL	200	283.2	86400	-	132,080.3
5439000	3/25/2008	98.6	98.6	0.2732	26.94	2260	19.1558%	Fecal		CFU/100 mL	200	283.2	86400	-	131,813.0
5439000	6/7/2008	98.6	98.6	0.2732	26.94	2260	19.1558%	Fecal		CFU/100 mL	200	283.2	86400	-	131,813.0
5439000	4/14/2013	98.5	98.5	0.2732	26.91	2262	19.1727%	Fecal		CFU/100 mL	200	283.2	86400	-	131,679.3
5439000	5/9/2016	98.5	98.5	0.2732	26.91	2262	19.1727%	Fecal		CFU/100 mL	200	283.2	86400	-	131,679.3
5439000	1/13/2016	98.4	98.4	0.2732	26.88	2264	19.1897%	Fecal		CFU/100 mL	200	283.2	86400	-	131,545.6
5439000	6/29/2014	98.3	98.3	0.2732	26.85	2265	19.1982%	Fecal		CFU/100 mL	200	283.2	86400	-	131,411.9
5439000	5/6/2020	98.3	98.3	0.2732	26.85	2265	19.1982%	Fecal		CFU/100 mL	200	283.2	86400	-	131,411.9
5439000	5/23/2011	98.2	98.2	0.2732	26.83	2267	19.2151%	Fecal		CFU/100 mL	200	283.2	86400	-	131,278.2
5439000	2/11/2019	98.2	98.2	0.2732	26.83	2267	19.2151%	Fecal		CFU/100 mL	200	283.2	86400	-	131,278.2

Gage ID	Date	Discharge (CFS)	Gage Discharge (less Surrogate NPDES) (CFS)	Watershed Area Ratio	Calculated flow (CFS)	Rank	Flow Exceedance %	Parameter	Results	Units (mg or micro_gram	Limit/Standard	100mL/CF	sec/day	Actual Load (million colonies/day)	Allowable Load (million colonies/day)
5439000	1/13/1993	98	98	0.2732	26.77	2269	19.2321%	Fecal		CFU/100 mL	200	283.2	86400	-	131,010.9
5439000	2/4/1993	98	98	0.2732	26.77	2269	19.2321%	Fecal		CFU/100 mL	200	283.2	86400	-	131,010.9
5439000	11/15/1995	98	98	0.2732	26.77	2269	19.2321%	Fecal		CFU/100 mL	200	283.2	86400	-	131,010.9
5439000	5/21/1998	98	98	0.2732	26.77	2269	19.2321%	Fecal		CFU/100 mL	200	283.2	86400	-	131,010.9
5439000	7/9/1998	98	98	0.2732	26.77	2269	19.2321%	Fecal		CFU/100 mL	200	283.2	86400	-	131,010.9
5439000	2/16/1999	98	98	0.2732	26.77	2269	19.2321%	Fecal		CFU/100 mL	200	283.2	86400	-	131,010.9
5439000	3/21/1999	98	98	0.2732	26.77	2269	19.2321%	Fecal		CFU/100 mL	200	283.2	86400	-	131,010.9
5439000	7/6/2000	98	98	0.2732	26.77	2269	19.2321%	Fecal		CFU/100 mL	200	283.2	86400	-	131,010.9
5439000	3/26/2001	98	98	0.2732	26.77	2269	19.2321%	Fecal		CFU/100 mL	200	283.2	86400	-	131,010.9
5439000	6/5/2009	98	98	0.2732	26.77	2269	19.2321%	Fecal		CFU/100 mL	200	283.2	86400	-	131,010.9
5439000	6/1/2015	97.9	97.9	0.2732	26.74	2279	19.3168%	Fecal		CFU/100 mL	200	283.2	86400	-	130,877.2
5439000	5/20/2015	97.8	97.8	0.2732	26.72	2280	19.3253%	Fecal		CFU/100 mL	200	283.2	86400	-	130,743.5
5439000	4/27/2017	97.8	97.8	0.2732	26.72	2280	19.3253%	Fecal		CFU/100 mL	200	283.2	86400	-	130,743.5
5439000	4/28/2002	97.7	97.7	0.2732	26.69	2282	19.3423%	Fecal		CFU/100 mL	200	283.2	86400	-	130,609.8
5439000	6/16/2002	97.7	97.7	0.2732	26.69	2282	19.3423%	Fecal		CFU/100 mL	200	283.2	86400	-	130,609.8
5439000	2/4/2016	97.6	97.6	0.2732	26.66	2284	19.3592%	Fecal		CFU/100 mL	200	283.2	86400	-	130,476.1
5439000	6/19/2019	97.6	97.6	0.2732	26.66	2284	19.3592%	Fecal		CFU/100 mL	200	283.2	86400	-	130,476.1
5439000	4/16/2007	97.5	97.5	0.2732	26.63	2286	19.3762%	Fecal		CFU/100 mL	200	283.2	86400	-	130,342.4
5439000	1/15/2008	97.5	97.5	0.2732	26.63	2286	19.3762%	Fecal		CFU/100 mL	200	283.2	86400	-	130,342.4
5439000	12/2/2019	97.5	97.5	0.2732	26.63	2286	19.3762%	Fecal		CFU/100 mL	200	283.2	86400	-	130,342.4
5439000	7/6/2015	97.3	97.3	0.2732	26.58	2289	19.4016%	Fecal		CFU/100 mL	200	283.2	86400	-	130,075.1
5439000	4/15/2009	97.2	97.2	0.2732	26.55	2290	19.4101%	Fecal		CFU/100 mL	200	283.2	86400	-	129,941.4
5439000	7/26/2010	97.2	97.2	0.2732	26.55	2290	19.4101%	Fecal		CFU/100 mL	200	283.2	86400	-	129,941.4
5439000	2/7/1990	97	97	0.2732	26.50	2292	19.4270%	Fecal		CFU/100 mL	200	283.2	86400	-	129,674.0
5439000	3/26/1990	97	97	0.2732	26.50	2292	19.4270%	Fecal		CFU/100 mL	200	283.2	86400	-	129,674.0
5439000	4/14/1990	97	97	0.2732	26.50	2292	19.4270%	Fecal		CFU/100 mL	200	283.2	86400	-	129,674.0
5439000	12/10/1990	97	97	0.2732	26.50	2292	19.4270%	Fecal		CFU/100 mL	200	283.2	86400	-	129,674.0
5439000	4/23/1991	97	97	0.2732	26.50	2292	19.4270%	Fecal		CFU/100 mL	200	283.2	86400	-	129,674.0
5439000	2/2/1993	97	97	0.2732	26.50	2292	19.4270%	Fecal		CFU/100 mL	200	283.2	86400	-	129,674.0
5439000	3/17/1993	97	97	0.2732	26.50	2292	19.4270%	Fecal		CFU/100 mL	200	283.2	86400	-	129,674.0
5439000	9/19/1993	97	97	0.2732	26.50	2292	19.4270%	Fecal		CFU/100 mL	200	283.2	86400	-	129,674.0
5439000	11/29/1994	97	97	0.2732	26.50	2292	19.4270%	Fecal		CFU/100 mL	200	283.2	86400	-	129,674.0
5439000	5/26/1997	97	97	0.2732	26.50	2292	19.4270%	Fecal		CFU/100 mL	200	283.2	86400	-	129,674.0
5439000	2/18/1998	97	97	0.2732	26.50	2292	19.4270%	Fecal		CFU/100 mL	200	283.2	86400	-	129,674.0
5439000	3/13/1998	97	97	0.2732	26.50	2292	19.4270%	Fecal		CFU/100 mL	200	283.2	86400	-	129,674.0
5439000	5/25/2006	97	97	0.2732	26.50	2292	19.4270%	Fecal		CFU/100 mL	200	283.2	86400	-	129,674.0
5439000	10/28/2008	96.9	96.9	0.2732	26.47	2305	19.5372%	Fecal		CFU/100 mL	200	283.2	86400	-	129,540.3
5439000	12/8/2015	96.9	96.9	0.2732	26.47	2305	19.5372%	Fecal		CFU/100 mL	200	283.2	86400	-	129,540.3
5439000	12/1/2016	96.9	96.9	0.2732	26.47	2305	19.5372%	Fecal		CFU/100 mL	200	283.2	86400	-	129,540.3
5439000	5/4/2007	96.7	96.7	0.2732	26.42	2308	19.5626%	Fecal		CFU/100 mL	200	283.2	86400	-	129,273.0
5439000	10/1/2008	96.7	96.7	0.2732	26.42	2308	19.5626%	Fecal		CFU/100 mL	200	283.2	86400	-	129,273.0
5439000	11/14/2008	96.7	96.7	0.2732	26.42	2308	19.5626%	Fecal		CFU/100 mL	200	283.2	86400	-	129,273.0
5439000	6/25/2016	96.7	96.7	0.2732	26.42	2308	19.5626%	Fecal		CFU/100 mL	200	283.2	86400	-	129,273.0
5439000	11/30/2019	96.7	96.7	0.2732	26.42	2308	19.5626%	Fecal		CFU/100 mL	200	283.2	86400	-	129,273.0
5439000	5/24/2017	96.6	96.6	0.2732	26.39	2313	19.6050%	Fecal		CFU/100 mL	200	283.2	86400	-	129,139.3
5439000	3/3/2009	96.3	96.3	0.2732	26.31	2314	19.6135%	Fecal		CFU/100 mL	200	283.2	86400	-	128,738.2
5439000	5/8/2010	96.3	96.3	0.2732	26.31	2314	19.6135%	Fecal		CFU/100 mL	200	283.2	86400	-	128,738.2
5439000	1/8/2016	96.3	96.3	0.2732	26.31	2314	19.6135%	Fecal		CFU/100 mL	200	283.2	86400	-	128,738.2
5439000	11/24/2019	96.3	96.3	0.2732	26.31	2314	19.6135%	Fecal		CFU/100 mL	200	283.2	86400	-	128,738.2
5439000	12/14/2008	96.2	96.2	0.2732	26.28	2318	19.6474%	Fecal		CFU/100 mL	200	283.2	86400	-	128,604.5
5439000	2/1/2012	96.2	96.2	0.2732	26.28	2318	19.6474%	Fecal		CFU/100 mL	200	283.2	86400	-	128,604.5
5439000	10/19/2017	96.2	96.2	0.2732	26.28	2318	19.6474%	Fecal		CFU/100 mL	200	283.2	86400	-	128,604.5
5439000	5/28/2002	96.1	96.1	0.2732	26.25	2321	19.6728%	Fecal		CFU/100 mL	200	283.2	86400	-	128,470.9
5439000	4/4/2004	96.1	96.1	0.2732	26.25	2321	19.6728%	Fecal		CFU/100 mL	200	283.2	86400	-	128,470.9
5439000	11/15/2008	96.1	96.1	0.2732	26.25	2321	19.6728%	Fecal		CFU/100 mL	200	283.2	86400	-	128,470.9
5439000	12/22/2011	96.1	96.1	0.2732	26.25	2321	19.6728%	Fecal		CFU/100 mL	200	283.2	86400	-	128,470.9
5439000	5/7/1991	96	96	0.2732	26.23	2325	19.7067%	Fecal		CFU/100 mL	200	283.2	86400	-	128,337.2
5439000	3/12/1992	96	96	0.2732	26.23	2325	19.7067%	Fecal		CFU/100 mL	200	283.2	86400	-	128,337.2
5439000	3/13/1993	96	96	0.2732	26.23	2325	19.7067%	Fecal		CFU/100 mL	200	283.2	86400	-	128,337.2
5439000	8/4/1996	96	96	0.2732	26.23	2325	19.7067%	Fecal		CFU/100 mL	200	283.2	86400	-	128,337.2
5439000	8/14/1996	96	96	0.2732	26.23	2325	19.7067%	Fecal		CFU/100 mL	200	283.2	86400	-	128,337.2
5439000	3/13/1997	96	96	0.2732	26.23	2325	19.7067%	Fecal		CFU/100 mL	200	283.2	86400	-	128,337.2
5439000	3/14/1997	96	96	0.2732	26.23	2325	19.7067%	Fecal		CFU/100 mL	200	283.2	86400	-	128,337.2
5439000	5/12/1997	96	96	0.2732	26.23	2325	19.7067%	Fecal		CFU/100 mL	200	283.2	86400	-	128,337.2
5439000	3/17/1998	96	96	0.2732	26.23	2325	19.7067%	Fecal		CFU/100 mL	200	283.2	86400	-	128,337.2
5439000	6/9/1999	96	96	0.2732	26.23	2325	19.7067%	Fecal		CFU/100 mL	200	283.2	86400	-	128,337.2
5439000	4/14/2001	96	96	0.2732	26.23	2325	19.7067%	Fecal		CFU/100 mL	200	283.2	86400	-	128,337.2
5439000	6/1/2001	96	96	0.2732	26.23	2325	19.7067%	Fecal		CFU/100 mL	200	283.2	86400	-	128,337.2
5439000	2/18/2009	96	96	0.2732	26.23	2325	19.7067%	Fecal		CFU/100 mL	200	283.2	86400	-	128,337.2
5439000	2/21/2014	95.9	95.9	0.2732	26.20	2338	19.8169%	Fecal		CFU/100 mL	200	283.2	86400	-	128,203.5
5439000	7/4/2021	95.9	95.9	0.2732	26.20	2338	19.8169%	Fecal		CFU/100 mL	200	283.2	86400	-	128,203.5
5439000	7/9/2015	95.8	95.8	0.2732	26.17	2340	19.8339%	Fecal		CFU/100 mL	200	283.2	86400	-	128,069.8
5439000	4/12/2010	95.7	95.7	0.2732	26.14	2341	19.8423%	Fecal		CFU/100 mL	200	283.2	86400	-	127,936.1
5439000	6/21/2011	95.7	95.7	0.2732	26.14	2341	19.8423%	Fecal		CFU/100 mL	200	283.2	86400	-	127,936.1
5439000	7/30/2017	95.7	95.7	0.2732	26.14	2341	19.8423%	Fecal		CFU/100 mL	200	283.2	86400	-	127,936.1
5439000	3/25/2020	95.7	95.7	0.2732	26.14	2341	19.8423%	Fecal		CFU/100 mL	200	283.2	86400	-	127,936.1
5439000	2/24/2002	95.6	95.6	0.2732	26.12	2345	19.8763%	Fecal		CFU/100 mL	200	283.2	86400	-	127,802.4
5439000	3/15/2002	95.6	95.6	0.2732	26.12	2345	19.8763%	Fecal		CFU/100 mL	200	283.2	86400	-	127,802.4
5439000	11/25/2009	95.4	95.4	0.2732	26.06	2347	19.8932%	Fecal		CFU/100 mL	200	283.2	86400	-	127,535.1
5439000	4/15/2014	95.4	95.4	0.2732	26.06	2347	19.8932%	Fecal		CFU/100 mL	200	283.2	86400	-	127,535.1
5439000	10/20/1993	95.3	95.3	0.2732	26.03	2349	19.9102%	Fecal		CFU/100 mL	200	283.2	86400	-	127,401.4
5439000	5/25/2018	95.3	95.3	0.2732	26.03	2349	19.9102%	Fecal		CFU/100 mL	200	283.2	86400	-	127,401.4
5439000	5/30/2017	95.2	95.2	0.2732	26.01	2351	19.9271%	Fecal		CFU/100 mL	200	283.2	86400	-	127,267.7
5439000	3/23/2009	95.1	95.1	0.2732	25.98	2352	19.9356%	Fecal		CFU/100 mL	200	283.2	86400	-	127,134.0
5439000	4/15/1990	95	95	0.2732	25.95	2353	19.9441%	Fecal		CFU/100 mL	200	283.2	86400	-	127,000.3
5439000	6/15/1990	95	95	0.2732	25.95	2353	19.9441%	Fecal		CFU/100 mL	200	283.2	86400	-	127,000.3
5439000	12/16/1990	95	95	0.2732	25.95	2353	19.9441%	Fecal		CFU/100 mL	200	283.2	86400	-	127,000.3
5439000	12/20/1990	95	95	0.2732	25.95	2353	19.9441%	Fecal		CFU/100 mL	200	283.2	86400	-	127,000.3
5439000	5/22/1991	95	95	0.2732	25.95	2353	19.9441%	Fecal		CFU/100 mL	200	283.2	86400	-	127,000.3
5439000	3/25/1992	95	95	0.2732	25.95	2353	19.9441%	Fecal		CFU/100 mL	200	283.2	86400	-	127,000.3
5439000	3/14/1995	95	95	0.2732	25.95	2353	19.9441%	Fecal		CFU/100 mL	200	283.2	86400	-	127,000.3
5439000	5/23/1999	95	95	0.2732	25.95	2353	19.9441%	Fecal		CFU/100 mL	200	283.2	86400	-	127,000.3
5439000	6/10/2001	95	95	0.2732	25.95	2353	19.9441%	Fecal		CFU/100 mL	200	283.2	86400	-	127,000.3
5439000	6/10/2006	95	95	0.2732	25.95	2353	19.9441%	Fecal		CFU/100 mL	200	283.2	86400	-	127,000.3
5439000	3/26/2011	95	95	0.2732	25.95	2353	19.9441%	Fecal		CFU/100 mL	200	283.2	86400	-	127,000.3
5439000	4/4/2016	95	95	0.2732	25.95	2353	19.9441%	Fecal		CFU/100 mL	200	283.2	86400	-	127,000.3
5439000	11/29/2019	95	95	0.2732	25.95	2353	19.9441%	Fecal		CFU/100 mL	200	283.2	86400	-	127,000.3
5439000	3/25/2010	94.9	94.9	0.2732	25.92	2366	20.0542%	Fecal		CFU/100 mL	200	283.2	86400	-	126,866.6
5439000	12/9/2018	94.9	94.9	0.2732	25.92	2366	20.0542%	Fecal		CFU/100 mL	200	283.2	86400	-	126,866.6
5439000	11/8/2009	94.7	94.7	0.2732	25.87	2368	20.0712%	Fecal		CFU/100 mL	200	283.2	86400	-	126,599.3
5439000	8/21/2014	94.7	94.7	0.2732	25.87	2368	20.0712%	Fecal		CFU/100 mL	200	283.2	86400	-	126,599.3
5439000	7/16/2015	94.6	94.6	0.2732	25.84	2370	20.0882%	Fecal		CFU/100 mL	200	283.2	86400	-	126,465.6
5439000	1/4/2020	94.6	94.6	0.2732	25.84	2370	20.0882%	Fecal		CFU/100 mL	200	283.2	86400	-	126,465.6
5439000	3/16/2011	94.5	94.5	0.2732	25.82	2372	20.1051%	Fecal		CFU/100 mL	200	283.2	86400	-	126,331.9
5439000	3/19/2020	94.5	94.5	0.2732	25.82	2372	20.1051%	Fecal		CFU/100 mL	200	283.2	86400	-	126,331.9
5439000	4/20/2008	94.4	94.4	0.2732	25.79	2374	20.1221%	Fecal		CFU/100 mL	200	283.2	86400	-	126,198.2
5439000	1/5/2016	94.4	94.4	0.2732	25.79	2374	20.1221%	Fecal		CFU/100 mL	200	283.2	86400	-	126,198.2
5439000	1/18/2016	94.4	94.4	0.2732	25.79	2374	20.1221%	Fecal		CFU/100 mL	200	283.2	86400	-	126,198.2
5439000	3/30/2016	94.4	94.4	0.2732	25.79	2374	20.1221%	Fecal		CFU/100 mL	200	283.2	86400	-	126,198.2
5439000	4/7/2020	94.4	94.4	0.2732	25.79	2374	20.1221%	Fecal		CFU/100 mL	200	283.2	86400	-	126,198.2
5439000	7/11/2021	94.4	94.4	0.2732	25.79	2374	20.1221%	Fecal		CFU/100 mL	200	283.2	86400	-	126,198.2
5439000	7/1/2015	94.3	94.3	0.2732	25.76	2380	20.1729%	Fecal		CFU/100 mL	200	283.2	86400	-	126,064.5
5439000	5/4/2003	94.1	94.1	0.2732	25.71	2381	20.1814%	Fecal		CFU/100 mL	200	283.2	86400	-	125,797.2
5439000	4/18/2019	94.1	94.1	0.2732	25.71	2381	20.1814%	Fecal		CFU/100 mL	200	283.2	86400	-	125,797.2
5439000	1/20/2020	94.1	94.1	0.2732	25.71	2381	20.1814%	Fecal		CFU/100 mL	200	283.2	86400	-	125,797.2
5439000	6/17/1990	94	94	0.2732	25.68	2384	20.2068%	Fecal		CFU/100 mL	200	283.2	86400	-	125,663.5
5439000	2/8/1991	94	94	0.2732	25.68	2384	20.2068%	Fecal		CFU/100 mL	200	283.2	86400	-	125,663.5
5439000	4/3/1991	94	94	0.2732	25.68	2384	20.2068%	Fecal		CFU/100 mL	200	283.2	86400	-	125,663.5
5439000	11/18/1992	94	94	0.2732	25.68	2384	20.2068%	Fecal		CFU/100 mL	200	283.2	86400	-	125,663.5
5439000	7/30/1993	94	94	0.2732	25.68	2384	20.2068%	Fecal		CFU/100 mL	200	283.2	86400	-	125,663.5
5439000	6/4/2001	94	94	0.2732	25.68	2384	20.2068%	Fecal		CFU/100 mL	200	283.2	86400	-	125,663.5
5439000	5/24/2009	94	94	0.2732	25.68	2384	20.2068%	Fecal		CFU/100 mL	200	283.2	86400	-	125,663.5
5439000	5/22/2017	93.9	93.9	0.2732	25.65	2391	20.2661%	Fecal		CFU/100 mL	200	283.2	86400	-	125,529.8
5439000	6/11/2019	93.9	93.9	0.2732	25.65	2391	20.2661%	Fecal		CFU/100 mL	200	283.2	86400	-	125,529.8
5439000	10/17/2019	93.9	93.9	0.2732	25.65	2391	20.2661%	Fecal		CFU/100 mL	200	283.2	86400	-	125,529.8
5439000	11/10/2019	93.9	93.9	0.2732	25.65	2391	20.2661%	Fecal		CFU/100 mL	200	283.2	86400	-	125,529.8

Gage ID	Date	Discharge (CFS)	Gage Discharge (less Surrogate NPDES) (CFS)	Watershed Area Ratio	Calculated flow (CFS)	Rank	Flow Exceedance %	Parameter	Results	Units (mg or micro_gram	Limit/Standard	100mL/CF	sec/day	Actual Load (million colonies/day)	Allowable Load (million colonies/day)
5439000	12/3/2019	93.9	93.9	0.2732	25.65	2391	20.2661%	Fecal		CFU/100 mL	200	283.2	86400	-	125,529.8
5439000	12/12/2003	93.8	93.8	0.2732	25.62	2396	20.3085%	Fecal		CFU/100 mL	200	283.2	86400	-	125,396.1
5439000	5/29/2002	93.6	93.6	0.2732	25.57	2397	20.3170%	Fecal		CFU/100 mL	200	283.2	86400	-	125,128.7
5439000	5/23/2003	93.6	93.6	0.2732	25.57	2397	20.3170%	Fecal		CFU/100 mL	200	283.2	86400	-	125,128.7
5439000	5/23/2017	93.5	93.5	0.2732	25.54	2399	20.3340%	Fecal		CFU/100 mL	200	283.2	86400	-	124,995.1
5439000	10/21/1993	93.4	93.4	0.2732	25.51	2400	20.3424%	Fecal		CFU/100 mL	200	283.2	86400	-	124,861.4
5439000	6/1/2008	93.4	93.4	0.2732	25.51	2400	20.3424%	Fecal		CFU/100 mL	200	283.2	86400	-	124,861.4
5439000	6/30/2010	93.4	93.4	0.2732	25.51	2400	20.3424%	Fecal		CFU/100 mL	200	283.2	86400	-	124,861.4
5439000	7/12/2014	93.4	93.4	0.2732	25.51	2400	20.3424%	Fecal		CFU/100 mL	200	283.2	86400	-	124,861.4
5439000	1/5/2019	93.4	93.4	0.2732	25.51	2400	20.3424%	Fecal		CFU/100 mL	200	283.2	86400	-	124,861.4
5439000	1/18/2020	93.4	93.4	0.2732	25.51	2400	20.3424%	Fecal		CFU/100 mL	200	283.2	86400	-	124,861.4
5439000	5/30/2020	93.4	93.4	0.2732	25.51	2400	20.3424%	Fecal		CFU/100 mL	200	283.2	86400	-	124,861.4
5439000	4/25/2004	93.3	93.3	0.2732	25.49	2407	20.4018%	Fecal		CFU/100 mL	200	283.2	86400	-	124,727.7
5439000	11/20/2017	93.3	93.3	0.2732	25.49	2407	20.4018%	Fecal		CFU/100 mL	200	283.2	86400	-	124,727.7
5439000	3/8/2018	93.3	93.3	0.2732	25.49	2407	20.4018%	Fecal		CFU/100 mL	200	283.2	86400	-	124,727.7
5439000	1/14/2016	93.2	93.2	0.2732	25.46	2410	20.4272%	Fecal		CFU/100 mL	200	283.2	86400	-	124,594.0
5439000	8/22/2002	93.1	93.1	0.2732	25.43	2411	20.4357%	Fecal		CFU/100 mL	200	283.2	86400	-	124,460.3
5439000	6/21/2004	93.1	93.1	0.2732	25.43	2411	20.4357%	Fecal		CFU/100 mL	200	283.2	86400	-	124,460.3
5439000	5/5/1991	93	93	0.2732	25.41	2413	20.4526%	Fecal		CFU/100 mL	200	283.2	86400	-	124,326.6
5439000	2/28/1992	93	93	0.2732	25.41	2413	20.4526%	Fecal		CFU/100 mL	200	283.2	86400	-	124,326.6
5439000	12/6/1992	93	93	0.2732	25.41	2413	20.4526%	Fecal		CFU/100 mL	200	283.2	86400	-	124,326.6
5439000	1/10/1993	93	93	0.2732	25.41	2413	20.4526%	Fecal		CFU/100 mL	200	283.2	86400	-	124,326.6
5439000	11/27/1994	93	93	0.2732	25.41	2413	20.4526%	Fecal		CFU/100 mL	200	283.2	86400	-	124,326.6
5439000	5/20/1997	93	93	0.2732	25.41	2413	20.4526%	Fecal		CFU/100 mL	200	283.2	86400	-	124,326.6
5439000	3/28/1998	93	93	0.2732	25.41	2413	20.4526%	Fecal		CFU/100 mL	200	283.2	86400	-	124,326.6
5439000	11/13/1998	93	93	0.2732	25.41	2413	20.4526%	Fecal		CFU/100 mL	200	283.2	86400	-	124,326.6
5439000	6/6/2000	93	93	0.2732	25.41	2413	20.4526%	Fecal		CFU/100 mL	200	283.2	86400	-	124,326.6
5439000	2/23/2004	93	93	0.2732	25.41	2413	20.4526%	Fecal		CFU/100 mL	200	283.2	86400	-	124,326.6
5439000	4/11/2007	93	93	0.2732	25.41	2413	20.4526%	Fecal		CFU/100 mL	200	283.2	86400	-	124,326.6
5439000	12/17/2008	93	93	0.2732	25.41	2413	20.4526%	Fecal		CFU/100 mL	200	283.2	86400	-	124,326.6
5439000	12/20/2008	93	93	0.2732	25.41	2413	20.4526%	Fecal		CFU/100 mL	200	283.2	86400	-	124,326.6
5439000	6/6/2009	93	93	0.2732	25.41	2413	20.4526%	Fecal		CFU/100 mL	200	283.2	86400	-	124,326.6
5439000	1/30/2010	92.9	92.9	0.2732	25.38	2427	20.5713%	Fecal		CFU/100 mL	200	283.2	86400	-	124,193.0
5439000	5/4/2011	92.9	92.9	0.2732	25.38	2427	20.5713%	Fecal		CFU/100 mL	200	283.2	86400	-	124,193.0
5439000	3/12/2012	92.8	92.8	0.2732	25.35	2429	20.5882%	Fecal		CFU/100 mL	200	283.2	86400	-	124,059.3
5439000	4/22/2017	92.8	92.8	0.2732	25.35	2429	20.5882%	Fecal		CFU/100 mL	200	283.2	86400	-	124,059.3
5439000	6/12/2019	92.8	92.8	0.2732	25.35	2429	20.5882%	Fecal		CFU/100 mL	200	283.2	86400	-	124,059.3
5439000	2/14/2019	92.7	92.7	0.2732	25.32	2432	20.6137%	Fecal		CFU/100 mL	200	283.2	86400	-	123,925.6
5439000	4/21/2004	92.6	92.6	0.2732	25.30	2433	20.6221%	Fecal		CFU/100 mL	200	283.2	86400	-	123,791.9
5439000	7/9/2014	92.6	92.6	0.2732	25.30	2433	20.6221%	Fecal		CFU/100 mL	200	283.2	86400	-	123,791.9
5439000	3/27/2019	92.6	92.6	0.2732	25.30	2433	20.6221%	Fecal		CFU/100 mL	200	283.2	86400	-	123,791.9
5439000	4/10/2009	92.5	92.5	0.2732	25.27	2436	20.6476%	Fecal		CFU/100 mL	200	283.2	86400	-	123,658.2
5439000	4/13/2015	92.5	92.5	0.2732	25.27	2436	20.6476%	Fecal		CFU/100 mL	200	283.2	86400	-	123,658.2
5439000	7/19/2015	92.5	92.5	0.2732	25.27	2436	20.6476%	Fecal		CFU/100 mL	200	283.2	86400	-	123,658.2
5439000	5/30/2002	92.4	92.4	0.2732	25.24	2439	20.6730%	Fecal		CFU/100 mL	200	283.2	86400	-	123,524.5
5439000	4/16/2002	92.3	92.3	0.2732	25.21	2440	20.6815%	Fecal		CFU/100 mL	200	283.2	86400	-	123,390.8
5439000	4/9/2016	92.3	92.3	0.2732	25.21	2440	20.6815%	Fecal		CFU/100 mL	200	283.2	86400	-	123,390.8
5439000	3/9/2020	92.3	92.3	0.2732	25.21	2440	20.6815%	Fecal		CFU/100 mL	200	283.2	86400	-	123,390.8
5439000	5/1/2006	92.2	92.2	0.2732	25.19	2443	20.7069%	Fecal		CFU/100 mL	200	283.2	86400	-	123,257.2
5439000	11/29/2009	92.2	92.2	0.2732	25.19	2443	20.7069%	Fecal		CFU/100 mL	200	283.2	86400	-	123,257.2
5439000	2/3/2019	92.2	92.2	0.2732	25.19	2443	20.7069%	Fecal		CFU/100 mL	200	283.2	86400	-	123,257.2
5439000	6/20/2019	92.2	92.2	0.2732	25.19	2443	20.7069%	Fecal		CFU/100 mL	200	283.2	86400	-	123,257.2
5439000	2/25/2020	92.2	92.2	0.2732	25.19	2443	20.7069%	Fecal		CFU/100 mL	200	283.2	86400	-	123,257.2
5439000	10/26/2001	92.1	92.1	0.2732	25.16	2448	20.7493%	Fecal		CFU/100 mL	200	283.2	86400	-	123,123.5
5439000	2/6/1990	92	92	0.2732	25.13	2449	20.7578%	Fecal		CFU/100 mL	200	283.2	86400	-	122,989.8
5439000	5/16/1991	92	92	0.2732	25.13	2449	20.7578%	Fecal		CFU/100 mL	200	283.2	86400	-	122,989.8
5439000	5/17/1991	92	92	0.2732	25.13	2449	20.7578%	Fecal		CFU/100 mL	200	283.2	86400	-	122,989.8
5439000	1/17/1992	92	92	0.2732	25.13	2449	20.7578%	Fecal		CFU/100 mL	200	283.2	86400	-	122,989.8
5439000	12/23/1992	92	92	0.2732	25.13	2449	20.7578%	Fecal		CFU/100 mL	200	283.2	86400	-	122,989.8
5439000	7/6/1993	92	92	0.2732	25.13	2449	20.7578%	Fecal		CFU/100 mL	200	283.2	86400	-	122,989.8
5439000	11/2/1994	92	92	0.2732	25.13	2449	20.7578%	Fecal		CFU/100 mL	200	283.2	86400	-	122,989.8
5439000	5/21/1995	92	92	0.2732	25.13	2449	20.7578%	Fecal		CFU/100 mL	200	283.2	86400	-	122,989.8
5439000	5/9/1996	92	92	0.2732	25.13	2449	20.7578%	Fecal		CFU/100 mL	200	283.2	86400	-	122,989.8
5439000	1/4/1998	92	92	0.2732	25.13	2449	20.7578%	Fecal		CFU/100 mL	200	283.2	86400	-	122,989.8
5439000	5/22/1998	92	92	0.2732	25.13	2449	20.7578%	Fecal		CFU/100 mL	200	283.2	86400	-	122,989.8
5439000	6/10/1999	92	92	0.2732	25.13	2449	20.7578%	Fecal		CFU/100 mL	200	283.2	86400	-	122,989.8
5439000	9/8/2007	92	92	0.2732	25.13	2449	20.7578%	Fecal		CFU/100 mL	200	283.2	86400	-	122,989.8
5439000	5/4/2002	91.9	91.9	0.2732	25.10	2462	20.8679%	Fecal		CFU/100 mL	200	283.2	86400	-	122,856.1
5439000	3/24/2013	91.9	91.9	0.2732	25.10	2462	20.8679%	Fecal		CFU/100 mL	200	283.2	86400	-	122,856.1
5439000	5/24/2016	91.9	91.9	0.2732	25.10	2462	20.8679%	Fecal		CFU/100 mL	200	283.2	86400	-	122,856.1
5439000	4/7/2007	91.8	91.8	0.2732	25.08	2465	20.8934%	Fecal		CFU/100 mL	200	283.2	86400	-	122,722.4
5439000	10/29/2008	91.7	91.7	0.2732	25.05	2466	20.9018%	Fecal		CFU/100 mL	200	283.2	86400	-	122,588.7
5439000	2/21/2008	91.6	91.6	0.2732	25.02	2467	20.9103%	Fecal		CFU/100 mL	200	283.2	86400	-	122,455.1
5439000	10/9/2008	91.6	91.6	0.2732	25.02	2467	20.9103%	Fecal		CFU/100 mL	200	283.2	86400	-	122,455.1
5439000	3/15/2016	91.6	91.6	0.2732	25.02	2467	20.9103%	Fecal		CFU/100 mL	200	283.2	86400	-	122,455.1
5439000	2/25/2011	91.5	91.5	0.2732	25.00	2470	20.9358%	Fecal		CFU/100 mL	200	283.2	86400	-	122,321.4
5439000	12/9/2015	91.5	91.5	0.2732	25.00	2470	20.9358%	Fecal		CFU/100 mL	200	283.2	86400	-	122,321.4
5439000	12/12/2006	91.4	91.4	0.2732	24.97	2472	20.9527%	Fecal		CFU/100 mL	200	283.2	86400	-	122,187.7
5439000	6/1/2013	91.4	91.4	0.2732	24.97	2472	20.9527%	Fecal		CFU/100 mL	200	283.2	86400	-	122,187.7
5439000	1/11/2019	91.3	91.3	0.2732	24.94	2474	20.9697%	Fecal		CFU/100 mL	200	283.2	86400	-	122,054.0
5439000	5/20/2017	91.2	91.2	0.2732	24.91	2475	20.9781%	Fecal		CFU/100 mL	200	283.2	86400	-	121,920.3
5439000	2/11/1990	91	91	0.2732	24.86	2476	20.9866%	Fecal		CFU/100 mL	200	283.2	86400	-	121,652.9
5439000	5/28/1990	91	91	0.2732	24.86	2476	20.9866%	Fecal		CFU/100 mL	200	283.2	86400	-	121,652.9
5439000	12/5/1992	91	91	0.2732	24.86	2476	20.9866%	Fecal		CFU/100 mL	200	283.2	86400	-	121,652.9
5439000	5/13/1993	91	91	0.2732	24.86	2476	20.9866%	Fecal		CFU/100 mL	200	283.2	86400	-	121,652.9
5439000	6/10/1995	91	91	0.2732	24.86	2476	20.9866%	Fecal		CFU/100 mL	200	283.2	86400	-	121,652.9
5439000	1/5/1997	91	91	0.2732	24.86	2476	20.9866%	Fecal		CFU/100 mL	200	283.2	86400	-	121,652.9
5439000	5/3/1997	91	91	0.2732	24.86	2476	20.9866%	Fecal		CFU/100 mL	200	283.2	86400	-	121,652.9
5439000	3/27/1998	91	91	0.2732	24.86	2476	20.9866%	Fecal		CFU/100 mL	200	283.2	86400	-	121,652.9
5439000	7/5/1998	91	91	0.2732	24.86	2476	20.9866%	Fecal		CFU/100 mL	200	283.2	86400	-	121,652.9
5439000	3/19/2016	91	91	0.2732	24.86	2476	20.9866%	Fecal		CFU/100 mL	200	283.2	86400	-	121,652.9
5439000	5/19/2017	91	91	0.2732	24.86	2476	20.9866%	Fecal		CFU/100 mL	200	283.2	86400	-	121,652.9
5439000	6/15/2019	91	91	0.2732	24.86	2476	20.9866%	Fecal		CFU/100 mL	200	283.2	86400	-	121,652.9
5439000	3/9/2012	90.9	90.9	0.2732	24.83	2488	21.0883%	Fecal		CFU/100 mL	200	283.2	86400	-	121,519.3
5439000	7/1/1994	90.8	90.8	0.2732	24.80	2489	21.0968%	Fecal		CFU/100 mL	200	283.2	86400	-	121,385.6
5439000	3/29/2016	90.8	90.8	0.2732	24.80	2489	21.0968%	Fecal		CFU/100 mL	200	283.2	86400	-	121,385.6
5439000	5/31/2018	90.8	90.8	0.2732	24.80	2489	21.0968%	Fecal		CFU/100 mL	200	283.2	86400	-	121,385.6
5439000	4/30/2015	90.7	90.7	0.2732	24.78	2492	21.1222%	Fecal		CFU/100 mL	200	283.2	86400	-	121,251.9
5439000	6/17/2002	90.6	90.6	0.2732	24.75	2493	21.1307%	Fecal		CFU/100 mL	200	283.2	86400	-	121,118.2
5439000	12/6/2011	90.6	90.6	0.2732	24.75	2493	21.1307%	Fecal		CFU/100 mL	200	283.2	86400	-	121,118.2
5439000	6/3/2016	90.6	90.6	0.2732	24.75	2493	21.1307%	Fecal		CFU/100 mL	200	283.2	86400	-	121,118.2
5439000	10/24/2019	90.6	90.6	0.2732	24.75	2493	21.1307%	Fecal		CFU/100 mL	200	283.2	86400	-	121,118.2
5439000	5/12/2012	90.4	90.4	0.2732	24.70	2497	21.1646%	Fecal		CFU/100 mL	200	283.2	86400	-	120,850.8
5439000	1/3/2010	90.3	90.3	0.2732	24.67	2498	21.1731%	Fecal		CFU/100 mL	200	283.2	86400	-	120,717.2
5439000	3/18/2015	90.3	90.3	0.2732	24.67	2498	21.1731%	Fecal		CFU/100 mL	200	283.2	86400	-	120,717.2
5439000	4/15/2013	90.1	90.1	0.2732	24.61	2500	21.1900%	Fecal		CFU/100 mL	200	283.2	86400	-	120,449.8
5439000	5/7/2020	90.1	90.1	0.2732	24.61	2500	21.1900%	Fecal		CFU/100 mL	200	283.2	86400	-	120,449.8
5439000	2/25/1990	90	90	0.2732	24.59	2502	21.2070%	Fecal		CFU/100 mL	200	283.2	86400	-	120,316.1
5439000	8/12/1990	90	90	0.2732	24.59	2502	21.2070%	Fecal		CFU/100 mL	200	283.2	86400	-	120,316.1
5439000	12/7/1990	90	90	0.2732	24.59	2502	21.2070%	Fecal		CFU/100 mL	200	283.2	86400	-	120,316.1
5439000	4/4/1991	90	90	0.2732	24.59	2502	21.2070%	Fecal		CFU/100 mL	200	283.2	86400	-	120,316.1
5439000	6/7/1991	90	90	0.2732	24.59	2502	21.2070%	Fecal		CFU/100 mL	200	283.2	86400	-	120,316.1
5439000	11/6/1992	90	90	0.2732	24.59	2502	21.2070%	Fecal		CFU/100 mL	200	283.2	86400	-	120,316.1
5439000	12/24/1992	90	90	0.2732	24.59	2502	21.2070%	Fecal		CFU/100 mL	200	283.2	86400	-	120,316.1
5439000	3/14/1993	90	90	0.2732	24.59	2502	21.2070%	Fecal		CFU/100 mL	200	283.2	86400	-	120,316.1
5439000	10/4/1993	90	90	0.2732	24.59	2502	21.2070%	Fecal		CFU/100 mL	200	283.2	86400	-	120,316.1
5439000	10/10/1993	90	90	0.2732	24.59	2502	21.2070%	Fecal		CFU/100 mL	200	283.2	86400	-	120,316.1
5439000	3/16/1994	90	90	0.2732	24.59	2502	21.2070%	Fecal		CFU/100 mL	200	283.2	86400	-	120,316.1
5439000	11/18/1994	90	90	0.2732	24.59	2502	21.2070%	Fecal		CFU/100 mL	200	283.2	86400	-	120,316.1
5439000	12/24/1994	90	90	0.2732	24.59	2502	21.2070%	Fecal		CFU/100 mL	200	283.2	86400	-	120,316.1
5439000	1/6/1995	90	90	0.2732	24.59	2502	21.2070%	Fecal		CFU/100 mL	200	283.2	86400	-	120,316.1
5439000	3/15/1995	90	90	0.2732	24.59	2502	21.2070%	Fecal		CFU/100 mL	200	283.2	86400	-	120,316.1
5439000	4/9/1995	90	90	0.2732	24.59	2502	21.2070%	Fecal		CFU/100 mL	200	283.2	86400	-	120,316.1
5439000	4/26/1995	90	90	0.2732	24.59	2502	21.2070%	Fecal		CFU/100 mL	200	283.2	86400	-	120,316.1
5439000	5/4/1997	90	90	0.2732	24.59	2502	21.2070%	Fecal		CFU/100 mL	200	283.2	86400	-	120,316.1
5439000	3/2/1998	90	90	0.2732	24.59	2502	21.2070%	Fecal		CFU/100 mL	200	283.2	86400	-	120,316.1

Gage ID	Date	Discharge (CFS)	Gage Discharge (less Surrogate NPDES) (CFS)	Watershed Area Ratio	Calculated flow (CFS)	Rank	Flow Exceedance %	Parameter	Results	Units (mg or micro_gram	Limit/Standard	100mL/CF	sec/day	Actual Load (million colonies/day)	Allowable Load (million colonies/day)
5439000	6/24/1999	90	90	0.2732	24.59	2502	21.2070%	Fecal		CFU/100 mL	200	283.2	86400	-	120,316.1
5439000	6/30/2000	90	90	0.2732	24.59	2502	21.2070%	Fecal		CFU/100 mL	200	283.2	86400	-	120,316.1
5439000	2/19/2009	90	90	0.2732	24.59	2502	21.2070%	Fecal		CFU/100 mL	200	283.2	86400	-	120,316.1
5439000	5/25/2009	90	90	0.2732	24.59	2502	21.2070%	Fecal		CFU/100 mL	200	283.2	86400	-	120,316.1
5439000	4/8/2011	90	90	0.2732	24.59	2502	21.2070%	Fecal		CFU/100 mL	200	283.2	86400	-	120,316.1
5439000	3/5/2012	90	90	0.2732	24.59	2502	21.2070%	Fecal		CFU/100 mL	200	283.2	86400	-	120,316.1
5439000	2/28/1994	89.9	89.9	0.2732	24.56	2527	21.4189%	Fecal		CFU/100 mL	200	283.2	86400	-	120,182.4
5439000	7/6/2013	89.9	89.9	0.2732	24.56	2527	21.4189%	Fecal		CFU/100 mL	200	283.2	86400	-	120,182.4
5439000	1/19/2020	89.9	89.9	0.2732	24.56	2527	21.4189%	Fecal		CFU/100 mL	200	283.2	86400	-	120,182.4
5439000	12/15/2008	89.8	89.8	0.2732	24.53	2530	21.4443%	Fecal		CFU/100 mL	200	283.2	86400	-	120,048.7
5439000	6/27/2006	89.7	89.7	0.2732	24.50	2531	21.4528%	Fecal		CFU/100 mL	200	283.2	86400	-	119,915.1
5439000	10/18/2019	89.7	89.7	0.2732	24.50	2531	21.4528%	Fecal		CFU/100 mL	200	283.2	86400	-	119,915.1
5439000	2/7/2020	89.7	89.7	0.2732	24.50	2531	21.4528%	Fecal		CFU/100 mL	200	283.2	86400	-	119,915.1
5439000	3/17/2011	89.6	89.6	0.2732	24.48	2534	21.4782%	Fecal		CFU/100 mL	200	283.2	86400	-	119,781.4
5439000	6/16/2018	89.6	89.6	0.2732	24.48	2534	21.4782%	Fecal		CFU/100 mL	200	283.2	86400	-	119,781.4
5439000	5/31/2002	89.5	89.5	0.2732	24.45	2536	21.4952%	Fecal		CFU/100 mL	200	283.2	86400	-	119,647.7
5439000	6/2/2015	89.5	89.5	0.2732	24.45	2536	21.4952%	Fecal		CFU/100 mL	200	283.2	86400	-	119,647.7
5439000	9/27/2008	89.4	89.4	0.2732	24.42	2538	21.5121%	Fecal		CFU/100 mL	200	283.2	86400	-	119,514.0
5439000	2/2/2016	89.4	89.4	0.2732	24.42	2538	21.5121%	Fecal		CFU/100 mL	200	283.2	86400	-	119,514.0
5439000	12/4/2019	89.4	89.4	0.2732	24.42	2538	21.5121%	Fecal		CFU/100 mL	200	283.2	86400	-	119,514.0
5439000	4/29/2002	89.3	89.3	0.2732	24.39	2541	21.5375%	Fecal		CFU/100 mL	200	283.2	86400	-	119,380.3
5439000	6/19/2004	89.3	89.3	0.2732	24.39	2541	21.5375%	Fecal		CFU/100 mL	200	283.2	86400	-	119,380.3
5439000	5/5/2011	89.3	89.3	0.2732	24.39	2541	21.5375%	Fecal		CFU/100 mL	200	283.2	86400	-	119,380.3
5439000	5/6/2011	89.3	89.3	0.2732	24.39	2541	21.5375%	Fecal		CFU/100 mL	200	283.2	86400	-	119,380.3
5439000	5/4/2015	89.3	89.3	0.2732	24.39	2541	21.5375%	Fecal		CFU/100 mL	200	283.2	86400	-	119,380.3
5439000	4/9/2011	89.2	89.2	0.2732	24.37	2546	21.5799%	Fecal		CFU/100 mL	200	283.2	86400	-	119,246.6
5439000	11/14/2011	89.2	89.2	0.2732	24.37	2546	21.5799%	Fecal		CFU/100 mL	200	283.2	86400	-	119,246.6
5439000	5/21/2015	89.2	89.2	0.2732	24.37	2546	21.5799%	Fecal		CFU/100 mL	200	283.2	86400	-	119,246.6
5439000	1/6/2016	89.2	89.2	0.2732	24.37	2546	21.5799%	Fecal		CFU/100 mL	200	283.2	86400	-	119,246.6
5439000	5/24/1990	89	89	0.2732	24.31	2550	21.6138%	Fecal		CFU/100 mL	200	283.2	86400	-	118,979.3
5439000	12/14/1990	89	89	0.2732	24.31	2550	21.6138%	Fecal		CFU/100 mL	200	283.2	86400	-	118,979.3
5439000	2/22/1991	89	89	0.2732	24.31	2550	21.6138%	Fecal		CFU/100 mL	200	283.2	86400	-	118,979.3
5439000	12/16/1991	89	89	0.2732	24.31	2550	21.6138%	Fecal		CFU/100 mL	200	283.2	86400	-	118,979.3
5439000	11/4/1992	89	89	0.2732	24.31	2550	21.6138%	Fecal		CFU/100 mL	200	283.2	86400	-	118,979.3
5439000	11/19/1992	89	89	0.2732	24.31	2550	21.6138%	Fecal		CFU/100 mL	200	283.2	86400	-	118,979.3
5439000	1/31/1993	89	89	0.2732	24.31	2550	21.6138%	Fecal		CFU/100 mL	200	283.2	86400	-	118,979.3
5439000	9/20/1993	89	89	0.2732	24.31	2550	21.6138%	Fecal		CFU/100 mL	200	283.2	86400	-	118,979.3
5439000	3/15/1997	89	89	0.2732	24.31	2550	21.6138%	Fecal		CFU/100 mL	200	283.2	86400	-	118,979.3
5439000	2/17/1999	89	89	0.2732	24.31	2550	21.6138%	Fecal		CFU/100 mL	200	283.2	86400	-	118,979.3
5439000	5/24/1999	89	89	0.2732	24.31	2550	21.6138%	Fecal		CFU/100 mL	200	283.2	86400	-	118,979.3
5439000	4/17/2001	89	89	0.2732	24.31	2550	21.6138%	Fecal		CFU/100 mL	200	283.2	86400	-	118,979.3
5439000	2/19/2005	89	89	0.2732	24.31	2550	21.6138%	Fecal		CFU/100 mL	200	283.2	86400	-	118,979.3
5439000	4/7/2008	89	89	0.2732	24.31	2550	21.6138%	Fecal		CFU/100 mL	200	283.2	86400	-	118,979.3
5439000	7/17/2021	88.9	88.9	0.2732	24.29	2564	21.7325%	Fecal		CFU/100 mL	200	283.2	86400	-	118,845.6
5439000	10/8/2018	88.8	88.8	0.2732	24.26	2565	21.7410%	Fecal		CFU/100 mL	200	283.2	86400	-	118,711.9
5439000	3/28/2019	88.7	88.7	0.2732	24.23	2566	21.7494%	Fecal		CFU/100 mL	200	283.2	86400	-	118,578.2
5439000	3/26/2020	88.7	88.7	0.2732	24.23	2566	21.7494%	Fecal		CFU/100 mL	200	283.2	86400	-	118,578.2
5439000	4/13/2010	88.6	88.6	0.2732	24.20	2568	21.7664%	Fecal		CFU/100 mL	200	283.2	86400	-	118,444.5
5439000	3/10/2008	88.5	88.5	0.2732	24.18	2569	21.7749%	Fecal		CFU/100 mL	200	283.2	86400	-	118,310.8
5439000	4/10/2016	88.5	88.5	0.2732	24.18	2569	21.7749%	Fecal		CFU/100 mL	200	283.2	86400	-	118,310.8
5439000	5/25/2017	88.4	88.4	0.2732	24.15	2571	21.7918%	Fecal		CFU/100 mL	200	283.2	86400	-	118,177.2
5439000	3/15/2020	88.4	88.4	0.2732	24.15	2571	21.7918%	Fecal		CFU/100 mL	200	283.2	86400	-	118,177.2
5439000	12/21/2008	88.3	88.3	0.2732	24.12	2573	21.8088%	Fecal		CFU/100 mL	200	283.2	86400	-	118,043.5
5439000	4/17/2007	88.2	88.2	0.2732	24.09	2574	21.8173%	Fecal		CFU/100 mL	200	283.2	86400	-	117,909.8
5439000	2/20/2005	88.1	88.1	0.2732	24.07	2575	21.8257%	Fecal		CFU/100 mL	200	283.2	86400	-	117,776.1
5439000	2/28/1990	88	88	0.2732	24.04	2576	21.8342%	Fecal		CFU/100 mL	200	283.2	86400	-	117,642.4
5439000	2/9/1991	88	88	0.2732	24.04	2576	21.8342%	Fecal		CFU/100 mL	200	283.2	86400	-	117,642.4
5439000	11/10/1992	88	88	0.2732	24.04	2576	21.8342%	Fecal		CFU/100 mL	200	283.2	86400	-	117,642.4
5439000	3/16/1993	88	88	0.2732	24.04	2576	21.8342%	Fecal		CFU/100 mL	200	283.2	86400	-	117,642.4
5439000	12/31/1994	88	88	0.2732	24.04	2576	21.8342%	Fecal		CFU/100 mL	200	283.2	86400	-	117,642.4
5439000	1/3/1995	88	88	0.2732	24.04	2576	21.8342%	Fecal		CFU/100 mL	200	283.2	86400	-	117,642.4
5439000	5/3/1995	88	88	0.2732	24.04	2576	21.8342%	Fecal		CFU/100 mL	200	283.2	86400	-	117,642.4
5439000	8/15/1996	88	88	0.2732	24.04	2576	21.8342%	Fecal		CFU/100 mL	200	283.2	86400	-	117,642.4
5439000	3/16/1999	88	88	0.2732	24.04	2576	21.8342%	Fecal		CFU/100 mL	200	283.2	86400	-	117,642.4
5439000	9/29/1999	88	88	0.2732	24.04	2576	21.8342%	Fecal		CFU/100 mL	200	283.2	86400	-	117,642.4
5439000	4/26/2000	88	88	0.2732	24.04	2576	21.8342%	Fecal		CFU/100 mL	200	283.2	86400	-	117,642.4
5439000	2/22/2001	88	88	0.2732	24.04	2576	21.8342%	Fecal		CFU/100 mL	200	283.2	86400	-	117,642.4
5439000	5/5/2007	88	88	0.2732	24.04	2576	21.8342%	Fecal		CFU/100 mL	200	283.2	86400	-	117,642.4
5439000	6/7/2009	88	88	0.2732	24.04	2576	21.8342%	Fecal		CFU/100 mL	200	283.2	86400	-	117,642.4
5439000	6/4/2016	88	88	0.2732	24.04	2576	21.8342%	Fecal		CFU/100 mL	200	283.2	86400	-	117,642.4
5439000	12/28/2006	87.9	87.9	0.2732	24.01	2591	21.9613%	Fecal		CFU/100 mL	200	283.2	86400	-	117,508.7
5439000	6/28/2014	87.9	87.9	0.2732	24.01	2591	21.9613%	Fecal		CFU/100 mL	200	283.2	86400	-	117,508.7
5439000	10/28/2017	87.9	87.9	0.2732	24.01	2591	21.9613%	Fecal		CFU/100 mL	200	283.2	86400	-	117,508.7
5439000	11/25/2019	87.9	87.9	0.2732	24.01	2591	21.9613%	Fecal		CFU/100 mL	200	283.2	86400	-	117,508.7
5439000	3/4/2017	87.7	87.7	0.2732	23.96	2595	21.9953%	Fecal		CFU/100 mL	200	283.2	86400	-	117,241.4
5439000	5/22/2010	87.6	87.6	0.2732	23.93	2596	22.0037%	Fecal		CFU/100 mL	200	283.2	86400	-	117,107.7
5439000	7/27/2007	87.5	87.5	0.2732	23.90	2597	22.0122%	Fecal		CFU/100 mL	200	283.2	86400	-	116,974.0
5439000	3/13/2012	87.5	87.5	0.2732	23.90	2597	22.0122%	Fecal		CFU/100 mL	200	283.2	86400	-	116,974.0
5439000	10/19/2019	87.5	87.5	0.2732	23.90	2597	22.0122%	Fecal		CFU/100 mL	200	283.2	86400	-	116,974.0
5439000	3/10/2004	87.4	87.4	0.2732	23.88	2600	22.0376%	Fecal		CFU/100 mL	200	283.2	86400	-	116,840.3
5439000	3/22/2011	87.4	87.4	0.2732	23.88	2600	22.0376%	Fecal		CFU/100 mL	200	283.2	86400	-	116,840.3
5439000	11/24/2015	87.4	87.4	0.2732	23.88	2600	22.0376%	Fecal		CFU/100 mL	200	283.2	86400	-	116,840.3
5439000	6/18/2016	87.4	87.4	0.2732	23.88	2600	22.0376%	Fecal		CFU/100 mL	200	283.2	86400	-	116,840.3
5439000	5/26/2010	87.1	87.1	0.2732	23.79	2604	22.0715%	Fecal		CFU/100 mL	200	283.2	86400	-	116,439.3
5439000	6/13/2010	87.1	87.1	0.2732	23.79	2604	22.0715%	Fecal		CFU/100 mL	200	283.2	86400	-	116,439.3
5439000	10/9/2018	87.1	87.1	0.2732	23.79	2604	22.0715%	Fecal		CFU/100 mL	200	283.2	86400	-	116,439.3
5439000	3/27/1990	87	87	0.2732	23.77	2607	22.0970%	Fecal		CFU/100 mL	200	283.2	86400	-	116,305.6
5439000	6/24/1990	87	87	0.2732	23.77	2607	22.0970%	Fecal		CFU/100 mL	200	283.2	86400	-	116,305.6
5439000	4/22/1992	87	87	0.2732	23.77	2607	22.0970%	Fecal		CFU/100 mL	200	283.2	86400	-	116,305.6
5439000	1/20/1995	87	87	0.2732	23.77	2607	22.0970%	Fecal		CFU/100 mL	200	283.2	86400	-	116,305.6
5439000	5/15/1996	87	87	0.2732	23.77	2607	22.0970%	Fecal		CFU/100 mL	200	283.2	86400	-	116,305.6
5439000	6/30/1996	87	87	0.2732	23.77	2607	22.0970%	Fecal		CFU/100 mL	200	283.2	86400	-	116,305.6
5439000	6/21/1998	87	87	0.2732	23.77	2607	22.0970%	Fecal		CFU/100 mL	200	283.2	86400	-	116,305.6
5439000	12/10/1998	87	87	0.2732	23.77	2607	22.0970%	Fecal		CFU/100 mL	200	283.2	86400	-	116,305.6
5439000	6/11/2000	87	87	0.2732	23.77	2607	22.0970%	Fecal		CFU/100 mL	200	283.2	86400	-	116,305.6
5439000	3/27/2001	87	87	0.2732	23.77	2607	22.0970%	Fecal		CFU/100 mL	200	283.2	86400	-	116,305.6
5439000	6/26/2009	87	87	0.2732	23.77	2607	22.0970%	Fecal		CFU/100 mL	200	283.2	86400	-	116,305.6
5439000	5/31/2013	87	87	0.2732	23.77	2607	22.0970%	Fecal		CFU/100 mL	200	283.2	86400	-	116,305.6
5439000	1/16/2020	87	87	0.2732	23.77	2607	22.0970%	Fecal		CFU/100 mL	200	283.2	86400	-	116,305.6
5439000	6/12/2021	87	87	0.2732	23.77	2607	22.0970%	Fecal		CFU/100 mL	200	283.2	86400	-	116,305.6
5439000	5/3/2015	86.9	86.9	0.2732	23.74	2621	22.2156%	Fecal		CFU/100 mL	200	283.2	86400	-	116,171.9
5439000	5/5/2002	86.7	86.7	0.2732	23.68	2622	22.2241%	Fecal		CFU/100 mL	200	283.2	86400	-	115,904.5
5439000	1/16/2008	86.7	86.7	0.2732	23.68	2622	22.2241%	Fecal		CFU/100 mL	200	283.2	86400	-	115,904.5
5439000	5/1/2002	86.6	86.6	0.2732	23.66	2624	22.2411%	Fecal		CFU/100 mL	200	283.2	86400	-	115,770.8
5439000	5/18/2008	86.5	86.5	0.2732	23.63	2625	22.2495%	Fecal		CFU/100 mL	200	283.2	86400	-	115,637.1
5439000	6/22/2011	86.5	86.5	0.2732	23.63	2625	22.2495%	Fecal		CFU/100 mL	200	283.2	86400	-	115,637.1
5439000	4/13/2021	86.5	86.5	0.2732	23.63	2625	22.2495%	Fecal		CFU/100 mL	200	283.2	86400	-	115,637.1
5439000	10/25/2021	86.4	86.4	0.2732	23.60	2628	22.2750%	Fecal		CFU/100 mL	200	283.2	86400	-	115,503.5
5439000	1/15/2016	86.3	86.3	0.2732	23.58	2629	22.2834%	Fecal		CFU/100 mL	200	283.2	86400	-	115,369.8
5439000	7/17/2020	86.3	86.3	0.2732	23.58	2629	22.2834%	Fecal		CFU/100 mL	200	283.2	86400	-	115,369.8
5439000	12/19/2006	86.2	86.2	0.2732	23.55	2631	22.3004%	Fecal		CFU/100 mL	200	283.2	86400	-	115,236.1
5439000	2/20/2022	86.2	86.2	0.2732	23.55	2631	22.3004%	Fecal		CFU/100 mL	200	283.2	86400	-	115,236.1
5439000	3/6/1990	86	86	0.2732	23.49	2633	22.3173%	Fecal		CFU/100 mL	200	283.2	86400	-	114,968.7
5439000	9/11/1992	86	86	0.2732	23.49	2633	22.3173%	Fecal		CFU/100 mL	200	283.2	86400	-	114,968.7
5439000	9/2/1993	86	86	0.2732	23.49	2633	22.3173%	Fecal		CFU/100 mL	200	283.2	86400	-	114,968.7
5439000	3/16/1995	86	86	0.2732	23.49	2633	22.3173%	Fecal		CFU/100 mL	200	283.2	86400	-	114,968.7
5439000	2/19/1998	86	86	0.2732	23.49	2633	22.3173%	Fecal		CFU/100 mL	200	283.2	86400	-	114,968.7
5439000	3/14/1998	86	86	0.2732	23.49	2633	22.3173%	Fecal		CFU/100 mL	200	283.2	86400	-	114,968.7
5439000	3/1/2000	86	86	0.2732	23.49	2633	22.3173%	Fecal		CFU/100 mL	200	283.2	86400	-	114,968.7
5439000	1/23/2012	86	86	0.2732	23.49	2633	22.3173%	Fecal		CFU/100 mL	200	283.2	86400	-	114,968.7
5439000	5/7/2013	86	86	0.2732	23.49	2633	22.3173%	Fecal		CFU/100 mL	200	283.2	86400	-	114,968.7
5439000	4/28/2017	86	86	0.2732	23.49	2633	22.3173%	Fecal		CFU/100 mL	200	283.2	86400	-	114,968.7
5439000	4/8/2020	86	86	0.2732	23.49	2633	22.3173%	Fecal		CFU/100 mL	200	283.2	86400	-	114,968.7
5439000	3/30/2019	85.9	85.9	0.2732	23.47	2644	22.4106%	Fecal		CFU/100 mL	200	283.2	86400	-	114,835.0
5439000	11/11/2019	85.9	85.9	0.2732	23.47	2644	22.4106%	Fecal		CFU/100 mL	200	283.2	86400	-	114,835.0
5439000	7/24/2016	85.8	85.8	0.2732	23.44	2646	22.4275%	Fecal		CFU/100 mL	200	283.2	86400	-	114,701.4

Gage ID	Date	Discharge (CFS)	Gage Discharge (less Surrogate NPDES) (CFS)	Watershed Area Ratio	Calculated flow (CFS)	Rank	Flow Exceedance %	Parameter	Results	Units (mg or micro_gram	Limit/Standard	100mL/CF	sec/day	Actual Load (million colonies/day)	Allowable Load (million colonies/day)
5439000	1/29/2017	85.8	85.8	0.2732	23.44	2646	22.4275%	Fecal		CFU/100 mL	200	283.2	86400	-	114,701.4
5439000	6/13/2019	85.8	85.8	0.2732	23.44	2646	22.4275%	Fecal		CFU/100 mL	200	283.2	86400	-	114,701.4
5439000	2/26/2011	85.7	85.7	0.2732	23.41	2649	22.4530%	Fecal		CFU/100 mL	200	283.2	86400	-	114,567.7
5439000	12/30/2018	85.7	85.7	0.2732	23.41	2649	22.4530%	Fecal		CFU/100 mL	200	283.2	86400	-	114,567.7
5439000	4/26/2004	85.6	85.6	0.2732	23.38	2651	22.4699%	Fecal		CFU/100 mL	200	283.2	86400	-	114,434.0
5439000	1/7/2009	85.6	85.6	0.2732	23.38	2651	22.4699%	Fecal		CFU/100 mL	200	283.2	86400	-	114,434.0
5439000	6/22/2010	85.6	85.6	0.2732	23.38	2651	22.4699%	Fecal		CFU/100 mL	200	283.2	86400	-	114,434.0
5439000	5/6/2002	85.5	85.5	0.2732	23.36	2654	22.4953%	Fecal		CFU/100 mL	200	283.2	86400	-	114,300.3
5439000	7/16/2014	85.5	85.5	0.2732	23.36	2654	22.4953%	Fecal		CFU/100 mL	200	283.2	86400	-	114,300.3
5439000	4/23/2017	85.5	85.5	0.2732	23.36	2654	22.4953%	Fecal		CFU/100 mL	200	283.2	86400	-	114,300.3
5439000	12/2/2006	85.4	85.4	0.2732	23.33	2657	22.5208%	Fecal		CFU/100 mL	200	283.2	86400	-	114,166.6
5439000	3/9/2008	85.4	85.4	0.2732	23.33	2657	22.5208%	Fecal		CFU/100 mL	200	283.2	86400	-	114,166.6
5439000	11/8/2011	85.4	85.4	0.2732	23.33	2657	22.5208%	Fecal		CFU/100 mL	200	283.2	86400	-	114,166.6
5439000	5/31/2017	85.4	85.4	0.2732	23.33	2657	22.5208%	Fecal		CFU/100 mL	200	283.2	86400	-	114,166.6
5439000	12/27/1993	85.3	85.3	0.2732	23.30	2661	22.5547%	Fecal		CFU/100 mL	200	283.2	86400	-	114,032.9
5439000	8/7/2010	85.2	85.2	0.2732	23.27	2662	22.5631%	Fecal		CFU/100 mL	200	283.2	86400	-	113,899.2
5439000	11/17/2015	85.1	85.1	0.2732	23.25	2663	22.5716%	Fecal		CFU/100 mL	200	283.2	86400	-	113,765.6
5439000	7/3/1990	85	85	0.2732	23.22	2664	22.5801%	Fecal		CFU/100 mL	200	283.2	86400	-	113,631.9
5439000	2/20/1991	85	85	0.2732	23.22	2664	22.5801%	Fecal		CFU/100 mL	200	283.2	86400	-	113,631.9
5439000	12/17/1991	85	85	0.2732	23.22	2664	22.5801%	Fecal		CFU/100 mL	200	283.2	86400	-	113,631.9
5439000	12/25/1992	85	85	0.2732	23.22	2664	22.5801%	Fecal		CFU/100 mL	200	283.2	86400	-	113,631.9
5439000	2/11/1993	85	85	0.2732	23.22	2664	22.5801%	Fecal		CFU/100 mL	200	283.2	86400	-	113,631.9
5439000	1/21/1995	85	85	0.2732	23.22	2664	22.5801%	Fecal		CFU/100 mL	200	283.2	86400	-	113,631.9
5439000	5/5/1997	85	85	0.2732	23.22	2664	22.5801%	Fecal		CFU/100 mL	200	283.2	86400	-	113,631.9
5439000	6/25/1997	85	85	0.2732	23.22	2664	22.5801%	Fecal		CFU/100 mL	200	283.2	86400	-	113,631.9
5439000	5/23/1998	85	85	0.2732	23.22	2664	22.5801%	Fecal		CFU/100 mL	200	283.2	86400	-	113,631.9
5439000	7/21/1999	85	85	0.2732	23.22	2664	22.5801%	Fecal		CFU/100 mL	200	283.2	86400	-	113,631.9
5439000	4/11/2001	85	85	0.2732	23.22	2664	22.5801%	Fecal		CFU/100 mL	200	283.2	86400	-	113,631.9
5439000	5/22/2015	85	85	0.2732	23.22	2664	22.5801%	Fecal		CFU/100 mL	200	283.2	86400	-	113,631.9
5439000	5/20/2018	85	85	0.2732	23.22	2664	22.5801%	Fecal		CFU/100 mL	200	283.2	86400	-	113,631.9
5439000	4/26/2020	85	85	0.2732	23.22	2664	22.5801%	Fecal		CFU/100 mL	200	283.2	86400	-	113,631.9
5439000	5/2/2006	84.9	84.9	0.2732	23.19	2678	22.6988%	Fecal		CFU/100 mL	200	283.2	86400	-	113,498.2
5439000	7/8/2013	84.9	84.9	0.2732	23.19	2678	22.6988%	Fecal		CFU/100 mL	200	283.2	86400	-	113,498.2
5439000	7/3/2018	84.7	84.7	0.2732	23.14	2680	22.7157%	Fecal		CFU/100 mL	200	283.2	86400	-	113,230.8
5439000	7/25/2007	84.6	84.6	0.2732	23.11	2681	22.7242%	Fecal		CFU/100 mL	200	283.2	86400	-	113,097.1
5439000	3/10/2012	84.6	84.6	0.2732	23.11	2681	22.7242%	Fecal		CFU/100 mL	200	283.2	86400	-	113,097.1
5439000	3/7/2017	84.6	84.6	0.2732	23.11	2681	22.7242%	Fecal		CFU/100 mL	200	283.2	86400	-	113,097.1
5439000	11/16/2008	84.5	84.5	0.2732	23.08	2684	22.7496%	Fecal		CFU/100 mL	200	283.2	86400	-	112,963.5
5439000	3/6/2009	84.5	84.5	0.2732	23.08	2684	22.7496%	Fecal		CFU/100 mL	200	283.2	86400	-	112,963.5
5439000	12/23/2011	84.5	84.5	0.2732	23.08	2684	22.7496%	Fecal		CFU/100 mL	200	283.2	86400	-	112,963.5
5439000	1/19/2016	84.5	84.5	0.2732	23.08	2684	22.7496%	Fecal		CFU/100 mL	200	283.2	86400	-	112,963.5
5439000	11/9/2009	84.4	84.4	0.2732	23.06	2688	22.7835%	Fecal		CFU/100 mL	200	283.2	86400	-	112,829.8
5439000	3/26/2010	84.4	84.4	0.2732	23.06	2688	22.7835%	Fecal		CFU/100 mL	200	283.2	86400	-	112,829.8
5439000	3/16/2020	84.4	84.4	0.2732	23.06	2688	22.7835%	Fecal		CFU/100 mL	200	283.2	86400	-	112,829.8
5439000	3/17/1994	84.3	84.3	0.2732	23.03	2691	22.8090%	Fecal		CFU/100 mL	200	283.2	86400	-	112,696.1
5439000	9/9/2007	84.3	84.3	0.2732	23.03	2691	22.8090%	Fecal		CFU/100 mL	200	283.2	86400	-	112,696.1
5439000	1/5/2020	84.3	84.3	0.2732	23.03	2691	22.8090%	Fecal		CFU/100 mL	200	283.2	86400	-	112,696.1
5439000	12/10/2018	84.2	84.2	0.2732	23.00	2694	22.8344%	Fecal		CFU/100 mL	200	283.2	86400	-	112,562.4
5439000	5/31/2020	84.2	84.2	0.2732	23.00	2694	22.8344%	Fecal		CFU/100 mL	200	283.2	86400	-	112,562.4
5439000	1/1/2007	84.1	84.1	0.2732	22.97	2696	22.8513%	Fecal		CFU/100 mL	200	283.2	86400	-	112,428.7
5439000	4/21/2008	84.1	84.1	0.2732	22.97	2696	22.8513%	Fecal		CFU/100 mL	200	283.2	86400	-	112,428.7
5439000	6/21/2013	84.1	84.1	0.2732	22.97	2696	22.8513%	Fecal		CFU/100 mL	200	283.2	86400	-	112,428.7
5439000	5/24/2015	84.1	84.1	0.2732	22.97	2696	22.8513%	Fecal		CFU/100 mL	200	283.2	86400	-	112,428.7
5439000	11/25/2015	84.1	84.1	0.2732	22.97	2696	22.8513%	Fecal		CFU/100 mL	200	283.2	86400	-	112,428.7
5439000	3/5/2019	84.1	84.1	0.2732	22.97	2696	22.8513%	Fecal		CFU/100 mL	200	283.2	86400	-	112,428.7
5439000	7/22/1990	84	84	0.2732	22.95	2702	22.9022%	Fecal		CFU/100 mL	200	283.2	86400	-	112,295.0
5439000	11/8/1990	84	84	0.2732	22.95	2702	22.9022%	Fecal		CFU/100 mL	200	283.2	86400	-	112,295.0
5439000	4/5/1991	84	84	0.2732	22.95	2702	22.9022%	Fecal		CFU/100 mL	200	283.2	86400	-	112,295.0
5439000	12/4/1991	84	84	0.2732	22.95	2702	22.9022%	Fecal		CFU/100 mL	200	283.2	86400	-	112,295.0
5439000	3/6/1992	84	84	0.2732	22.95	2702	22.9022%	Fecal		CFU/100 mL	200	283.2	86400	-	112,295.0
5439000	1/27/1993	84	84	0.2732	22.95	2702	22.9022%	Fecal		CFU/100 mL	200	283.2	86400	-	112,295.0
5439000	4/22/1995	84	84	0.2732	22.95	2702	22.9022%	Fecal		CFU/100 mL	200	283.2	86400	-	112,295.0
5439000	5/13/1997	84	84	0.2732	22.95	2702	22.9022%	Fecal		CFU/100 mL	200	283.2	86400	-	112,295.0
5439000	3/3/1998	84	84	0.2732	22.95	2702	22.9022%	Fecal		CFU/100 mL	200	283.2	86400	-	112,295.0
5439000	3/29/1998	84	84	0.2732	22.95	2702	22.9022%	Fecal		CFU/100 mL	200	283.2	86400	-	112,295.0
5439000	7/2/2000	84	84	0.2732	22.95	2702	22.9022%	Fecal		CFU/100 mL	200	283.2	86400	-	112,295.0
5439000	4/6/2001	84	84	0.2732	22.95	2702	22.9022%	Fecal		CFU/100 mL	200	283.2	86400	-	112,295.0
5439000	6/11/2001	84	84	0.2732	22.95	2702	22.9022%	Fecal		CFU/100 mL	200	283.2	86400	-	112,295.0
5439000	6/3/2002	84	84	0.2732	22.95	2702	22.9022%	Fecal		CFU/100 mL	200	283.2	86400	-	112,295.0
5439000	10/25/2019	83.9	83.9	0.2732	22.92	2716	23.0209%	Fecal		CFU/100 mL	200	283.2	86400	-	112,161.3
5439000	7/2/2015	83.7	83.7	0.2732	22.86	2717	23.0293%	Fecal		CFU/100 mL	200	283.2	86400	-	111,894.0
5439000	1/7/2016	83.7	83.7	0.2732	22.86	2717	23.0293%	Fecal		CFU/100 mL	200	283.2	86400	-	111,894.0
5439000	3/27/2011	83.6	83.6	0.2732	22.84	2719	23.0463%	Fecal		CFU/100 mL	200	283.2	86400	-	111,760.3
5439000	3/20/2013	83.6	83.6	0.2732	22.84	2719	23.0463%	Fecal		CFU/100 mL	200	283.2	86400	-	111,760.3
5439000	5/8/2020	83.6	83.6	0.2732	22.84	2719	23.0463%	Fecal		CFU/100 mL	200	283.2	86400	-	111,760.3
5439000	3/26/2008	83.5	83.5	0.2732	22.81	2722	23.0717%	Fecal		CFU/100 mL	200	283.2	86400	-	111,626.6
5439000	12/16/2008	83.5	83.5	0.2732	22.81	2722	23.0717%	Fecal		CFU/100 mL	200	283.2	86400	-	111,626.6
5439000	5/26/2018	83.5	83.5	0.2732	22.81	2722	23.0717%	Fecal		CFU/100 mL	200	283.2	86400	-	111,626.6
5439000	4/16/2014	83.4	83.4	0.2732	22.78	2725	23.0971%	Fecal		CFU/100 mL	200	283.2	86400	-	111,492.9
5439000	11/28/2016	83.4	83.4	0.2732	22.78	2725	23.0971%	Fecal		CFU/100 mL	200	283.2	86400	-	111,492.9
5439000	1/24/2018	83.4	83.4	0.2732	22.78	2725	23.0971%	Fecal		CFU/100 mL	200	283.2	86400	-	111,492.9
5439000	6/1/2002	83.2	83.2	0.2732	22.73	2728	23.1226%	Fecal		CFU/100 mL	200	283.2	86400	-	111,225.6
5439000	5/24/2011	83.2	83.2	0.2732	22.73	2728	23.1226%	Fecal		CFU/100 mL	200	283.2	86400	-	111,225.6
5439000	4/11/2016	83.2	83.2	0.2732	22.73	2728	23.1226%	Fecal		CFU/100 mL	200	283.2	86400	-	111,225.6
5439000	5/11/2021	83.2	83.2	0.2732	22.73	2728	23.1226%	Fecal		CFU/100 mL	200	283.2	86400	-	111,225.6
5439000	4/16/2009	83.1	83.1	0.2732	22.70	2732	23.1565%	Fecal		CFU/100 mL	200	283.2	86400	-	111,091.9
5439000	6/3/2015	83.1	83.1	0.2732	22.70	2732	23.1565%	Fecal		CFU/100 mL	200	283.2	86400	-	111,091.9
5439000	3/3/2021	83.1	83.1	0.2732	22.70	2732	23.1565%	Fecal		CFU/100 mL	200	283.2	86400	-	111,091.9
5439000	2/27/1990	83	83	0.2732	22.67	2735	23.1819%	Fecal		CFU/100 mL	200	283.2	86400	-	110,958.2
5439000	3/1/1990	83	83	0.2732	22.67	2735	23.1819%	Fecal		CFU/100 mL	200	283.2	86400	-	110,958.2
5439000	3/28/1990	83	83	0.2732	22.67	2735	23.1819%	Fecal		CFU/100 mL	200	283.2	86400	-	110,958.2
5439000	2/10/1991	83	83	0.2732	22.67	2735	23.1819%	Fecal		CFU/100 mL	200	283.2	86400	-	110,958.2
5439000	5/23/1991	83	83	0.2732	22.67	2735	23.1819%	Fecal		CFU/100 mL	200	283.2	86400	-	110,958.2
5439000	2/20/1992	83	83	0.2732	22.67	2735	23.1819%	Fecal		CFU/100 mL	200	283.2	86400	-	110,958.2
5439000	3/13/1992	83	83	0.2732	22.67	2735	23.1819%	Fecal		CFU/100 mL	200	283.2	86400	-	110,958.2
5439000	3/22/1993	83	83	0.2732	22.67	2735	23.1819%	Fecal		CFU/100 mL	200	283.2	86400	-	110,958.2
5439000	7/17/1996	83	83	0.2732	22.67	2735	23.1819%	Fecal		CFU/100 mL	200	283.2	86400	-	110,958.2
5439000	4/14/1997	83	83	0.2732	22.67	2735	23.1819%	Fecal		CFU/100 mL	200	283.2	86400	-	110,958.2
5439000	5/24/1998	83	83	0.2732	22.67	2735	23.1819%	Fecal		CFU/100 mL	200	283.2	86400	-	110,958.2
5439000	5/31/2000	83	83	0.2732	22.67	2735	23.1819%	Fecal		CFU/100 mL	200	283.2	86400	-	110,958.2
5439000	7/14/2000	83	83	0.2732	22.67	2735	23.1819%	Fecal		CFU/100 mL	200	283.2	86400	-	110,958.2
5439000	3/14/2001	83	83	0.2732	22.67	2735	23.1819%	Fecal		CFU/100 mL	200	283.2	86400	-	110,958.2
5439000	2/25/2002	83	83	0.2732	22.67	2735	23.1819%	Fecal		CFU/100 mL	200	283.2	86400	-	110,958.2
5439000	6/22/2004	83	83	0.2732	22.67	2735	23.1819%	Fecal		CFU/100 mL	200	283.2	86400	-	110,958.2
5439000	3/27/2008	83	83	0.2732	22.67	2735	23.1819%	Fecal		CFU/100 mL	200	283.2	86400	-	110,958.2
5439000	3/29/2019	83	83	0.2732	22.67	2735	23.1819%	Fecal		CFU/100 mL	200	283.2	86400	-	110,958.2
5439000	4/8/2007	82.9	82.9	0.2732	22.65	2753	23.3345%	Fecal		CFU/100 mL	200	283.2	86400	-	110,824.5
5439000	5/29/2008	82.9	82.9	0.2732	22.65	2753	23.3345%	Fecal		CFU/100 mL	200	283.2	86400	-	110,824.5
5439000	6/15/1994	82.8	82.8	0.2732	22.62	2755	23.3514%	Fecal		CFU/100 mL	200	283.2	86400	-	110,690.8
5439000	3/28/2008	82.8	82.8	0.2732	22.62	2755	23.3514%	Fecal		CFU/100 mL	200	283.2	86400	-	110,690.8
5439000	5/7/2011	82.8	82.8	0.2732	22.62	2755	23.3514%	Fecal		CFU/100 mL	200	283.2	86400	-	110,690.8
5439000	4/24/2017	82.8	82.8	0.2732	22.62	2755	23.3514%	Fecal		CFU/100 mL	200	283.2	86400	-	110,690.8
5439000	3/29/2021	82.8	82.8	0.2732	22.62	2755	23.3514%	Fecal		CFU/100 mL	200	283.2	86400	-	110,690.8
5439000	8/13/2007	82.7	82.7	0.2732	22.59	2760	23.3938%	Fecal		CFU/100 mL	200	283.2	86400	-	110,557.1
5439000	3/22/2021	82.6	82.6	0.2732	22.56	2761	23.4023%	Fecal		CFU/100 mL	200	283.2	86400	-	110,423.4
5439000	4/5/2004	82.5	82.5	0.2732	22.54	2762	23.4107%	Fecal		CFU/100 mL	200	283.2	86400	-	110,289.8
5439000	3/27/2020	82.5	82.5	0.2732	22.54	2762	23.4107%	Fecal		CFU/100 mL	200	283.2	86400	-	110,289.8
5439000	6/17/2008	82.3	82.3	0.2732	22.48	2764	23.4277%	Fecal		CFU/100 mL	200	283.2	86400	-	110,022.4
5439000	6/14/2014	82.3	82.3	0.2732	22.48	2764	23.4277%	Fecal		CFU/100 mL	200	283.2	86400	-	110,022.4
5439000	5/24/2003	82.2	82.2	0.2732	22.46	2766	23.4447%	Fecal		CFU/100 mL	200	283.2	86400	-	109,888.7
5439000	2/2/2012	82.2	82.2	0.2732	22.46	2766	23.4447%	Fecal		CFU/100 mL	200	283.2	86400	-	109,888.7
5439000	4/17/2002	82.1	82.1	0.2732	22.43	2768	23.4616%	Fecal		CFU/100 mL	200	283.2	86400	-	109,755.0
5439000	2/9/2005	82.1	82.1	0.2732	22.43	2768	23.4616%	Fecal		CFU/100 mL	200	283.2	86400	-	109,755.0
5439000	3/29/1990	82	82	0.2732	22.40	2770	23.4786%	Fecal		CFU/100 mL	200	283.2	86400	-	109,621.3
5439000	6/20/1990	82	82	0.2732	22.40	2770	23.4786%	Fecal		CFU/100 mL	200	283.2	86400	-	109,621.3
5439000	12/21/1990	82	82	0.2732	22.40	2770	23.4786%	Fecal		CFU/100 mL	200	283.2	86400	-	109,621.3

Gage ID	Date	Discharge (CFS)	Gage Discharge (less Surrogate NPDES) (CFS)	Watershed Area Ratio	Calculated flow (CFS)	Rank	Flow Exceedance %	Parameter	Results	Units (mg or micro_gram	Limit/Standard	100mL/CF	sec/day	Actual Load (million colonies/day)	Allowable Load (million colonies/day)
5439000	4/24/1991	82	82	0.2732	22.40	2770	23.4786%	Fecal		CFU/100 mL	200	283.2	86400	-	109,621.3
5439000	4/23/1992	82	82	0.2732	22.40	2770	23.4786%	Fecal		CFU/100 mL	200	283.2	86400	-	109,621.3
5439000	5/22/1995	82	82	0.2732	22.40	2770	23.4786%	Fecal		CFU/100 mL	200	283.2	86400	-	109,621.3
5439000	11/16/1995	82	82	0.2732	22.40	2770	23.4786%	Fecal		CFU/100 mL	200	283.2	86400	-	109,621.3
5439000	3/16/1997	82	82	0.2732	22.40	2770	23.4786%	Fecal		CFU/100 mL	200	283.2	86400	-	109,621.3
5439000	5/7/1997	82	82	0.2732	22.40	2770	23.4786%	Fecal		CFU/100 mL	200	283.2	86400	-	109,621.3
5439000	3/30/1998	82	82	0.2732	22.40	2770	23.4786%	Fecal		CFU/100 mL	200	283.2	86400	-	109,621.3
5439000	3/22/1999	82	82	0.2732	22.40	2770	23.4786%	Fecal		CFU/100 mL	200	283.2	86400	-	109,621.3
5439000	5/14/2000	82	82	0.2732	22.40	2770	23.4786%	Fecal		CFU/100 mL	200	283.2	86400	-	109,621.3
5439000	3/6/2001	82	82	0.2732	22.40	2770	23.4786%	Fecal		CFU/100 mL	200	283.2	86400	-	109,621.3
5439000	4/7/2001	82	82	0.2732	22.40	2770	23.4786%	Fecal		CFU/100 mL	200	283.2	86400	-	109,621.3
5439000	3/5/2010	82	82	0.2732	22.40	2770	23.4786%	Fecal		CFU/100 mL	200	283.2	86400	-	109,621.3
5439000	4/10/2011	82	82	0.2732	22.40	2770	23.4786%	Fecal		CFU/100 mL	200	283.2	86400	-	109,621.3
5439000	3/24/2004	81.8	81.8	0.2732	22.35	2786	23.6142%	Fecal		CFU/100 mL	200	283.2	86400	-	109,354.0
5439000	3/25/2022	153	153	0.1459	22.33	2787	23.6226%	Fecal		CFU/100 mL	200	283.2	86400	-	109,265.9
5439000	4/17/2006	81.7	81.7	0.2732	22.32	2788	23.6311%	Fecal		CFU/100 mL	200	283.2	86400	-	109,220.3
5439000	2/5/2012	81.7	81.7	0.2732	22.32	2788	23.6311%	Fecal		CFU/100 mL	200	283.2	86400	-	109,220.3
5439000	12/10/2015	81.7	81.7	0.2732	22.32	2788	23.6311%	Fecal		CFU/100 mL	200	283.2	86400	-	109,220.3
5439000	3/9/2018	81.6	81.6	0.2732	22.29	2791	23.6566%	Fecal		CFU/100 mL	200	283.2	86400	-	109,086.6
5439000	1/26/2019	81.6	81.6	0.2732	22.29	2791	23.6566%	Fecal		CFU/100 mL	200	283.2	86400	-	109,086.6
5439000	4/30/2002	81.5	81.5	0.2732	22.26	2793	23.6735%	Fecal		CFU/100 mL	200	283.2	86400	-	108,952.9
5439000	5/9/2002	81.4	81.4	0.2732	22.24	2794	23.6820%	Fecal		CFU/100 mL	200	283.2	86400	-	108,819.2
5439000	6/23/2011	81.4	81.4	0.2732	22.24	2794	23.6820%	Fecal		CFU/100 mL	200	283.2	86400	-	108,819.2
5439000	1/24/2012	81.4	81.4	0.2732	22.24	2794	23.6820%	Fecal		CFU/100 mL	200	283.2	86400	-	108,819.2
5439000	12/31/2006	81.3	81.3	0.2732	22.21	2797	23.7074%	Fecal		CFU/100 mL	200	283.2	86400	-	108,685.5
5439000	10/2/2008	81.3	81.3	0.2732	22.21	2797	23.7074%	Fecal		CFU/100 mL	200	283.2	86400	-	108,685.5
5439000	6/17/2013	81.3	81.3	0.2732	22.21	2797	23.7074%	Fecal		CFU/100 mL	200	283.2	86400	-	108,685.5
5439000	6/20/2004	81.2	81.2	0.2732	22.18	2800	23.7328%	Fecal		CFU/100 mL	200	283.2	86400	-	108,551.9
5439000	3/25/2014	81.2	81.2	0.2732	22.18	2800	23.7328%	Fecal		CFU/100 mL	200	283.2	86400	-	108,551.9
5439000	3/14/2016	81.2	81.2	0.2732	22.18	2800	23.7328%	Fecal		CFU/100 mL	200	283.2	86400	-	108,551.9
5439000	1/4/2010	81.1	81.1	0.2732	22.15	2803	23.7583%	Fecal		CFU/100 mL	200	283.2	86400	-	108,418.2
5439000	4/16/2013	81.1	81.1	0.2732	22.15	2803	23.7583%	Fecal		CFU/100 mL	200	283.2	86400	-	108,418.2
5439000	11/21/2017	81.1	81.1	0.2732	22.15	2803	23.7583%	Fecal		CFU/100 mL	200	283.2	86400	-	108,418.2
5439000	7/20/2019	81.1	81.1	0.2732	22.15	2803	23.7583%	Fecal		CFU/100 mL	200	283.2	86400	-	108,418.2
5439000	3/7/1990	81	81	0.2732	22.13	2807	23.7922%	Fecal		CFU/100 mL	200	283.2	86400	-	108,284.5
5439000	4/16/1990	81	81	0.2732	22.13	2807	23.7922%	Fecal		CFU/100 mL	200	283.2	86400	-	108,284.5
5439000	5/29/1990	81	81	0.2732	22.13	2807	23.7922%	Fecal		CFU/100 mL	200	283.2	86400	-	108,284.5
5439000	12/8/1990	81	81	0.2732	22.13	2807	23.7922%	Fecal		CFU/100 mL	200	283.2	86400	-	108,284.5
5439000	6/14/1991	81	81	0.2732	22.13	2807	23.7922%	Fecal		CFU/100 mL	200	283.2	86400	-	108,284.5
5439000	3/26/1992	81	81	0.2732	22.13	2807	23.7922%	Fecal		CFU/100 mL	200	283.2	86400	-	108,284.5
5439000	5/14/1993	81	81	0.2732	22.13	2807	23.7922%	Fecal		CFU/100 mL	200	283.2	86400	-	108,284.5
5439000	7/31/1993	81	81	0.2732	22.13	2807	23.7922%	Fecal		CFU/100 mL	200	283.2	86400	-	108,284.5
5439000	6/11/1995	81	81	0.2732	22.13	2807	23.7922%	Fecal		CFU/100 mL	200	283.2	86400	-	108,284.5
5439000	2/20/1998	81	81	0.2732	22.13	2807	23.7922%	Fecal		CFU/100 mL	200	283.2	86400	-	108,284.5
5439000	11/14/1998	81	81	0.2732	22.13	2807	23.7922%	Fecal		CFU/100 mL	200	283.2	86400	-	108,284.5
5439000	5/25/1999	81	81	0.2732	22.13	2807	23.7922%	Fecal		CFU/100 mL	200	283.2	86400	-	108,284.5
5439000	8/7/2000	81	81	0.2732	22.13	2807	23.7922%	Fecal		CFU/100 mL	200	283.2	86400	-	108,284.5
5439000	4/11/2009	80.9	80.9	0.2732	22.10	2820	23.9024%	Fecal		CFU/100 mL	200	283.2	86400	-	108,150.8
5439000	3/20/2016	80.9	80.9	0.2732	22.10	2820	23.9024%	Fecal		CFU/100 mL	200	283.2	86400	-	108,150.8
5439000	6/5/2016	80.9	80.9	0.2732	22.10	2820	23.9024%	Fecal		CFU/100 mL	200	283.2	86400	-	108,150.8
5439000	2/28/2019	80.8	80.8	0.2732	22.07	2823	23.9278%	Fecal		CFU/100 mL	200	283.2	86400	-	108,017.1
5439000	6/14/2010	80.7	80.7	0.2732	22.05	2824	23.9363%	Fecal		CFU/100 mL	200	283.2	86400	-	107,883.4
5439000	10/20/2019	80.7	80.7	0.2732	22.05	2824	23.9363%	Fecal		CFU/100 mL	200	283.2	86400	-	107,883.4
5439000	6/18/2002	80.6	80.6	0.2732	22.02	2826	23.9532%	Fecal		CFU/100 mL	200	283.2	86400	-	107,749.8
5439000	1/6/2019	80.6	80.6	0.2732	22.02	2826	23.9532%	Fecal		CFU/100 mL	200	283.2	86400	-	107,749.8
5439000	6/21/2019	80.6	80.6	0.2732	22.02	2826	23.9532%	Fecal		CFU/100 mL	200	283.2	86400	-	107,749.8
5439000	4/25/2017	80.5	80.5	0.2732	21.99	2829	23.9786%	Fecal		CFU/100 mL	200	283.2	86400	-	107,616.1
5439000	6/2/2002	80.2	80.2	0.2732	21.91	2830	23.9871%	Fecal		CFU/100 mL	200	283.2	86400	-	107,215.0
5439000	6/6/2007	80.2	80.2	0.2732	21.91	2830	23.9871%	Fecal		CFU/100 mL	200	283.2	86400	-	107,215.0
5439000	12/29/2016	80.2	80.2	0.2732	21.91	2830	23.9871%	Fecal		CFU/100 mL	200	283.2	86400	-	107,215.0
5439000	4/26/2017	80.2	80.2	0.2732	21.91	2830	23.9871%	Fecal		CFU/100 mL	200	283.2	86400	-	107,215.0
5439000	3/18/2011	80.1	80.1	0.2732	21.88	2834	24.0210%	Fecal		CFU/100 mL	200	283.2	86400	-	107,081.3
5439000	1/12/2019	80.1	80.1	0.2732	21.88	2834	24.0210%	Fecal		CFU/100 mL	200	283.2	86400	-	107,081.3
5439000	7/5/2021	80.1	80.1	0.2732	21.88	2834	24.0210%	Fecal		CFU/100 mL	200	283.2	86400	-	107,081.3
5439000	2/12/1990	80	80	0.2732	21.85	2837	24.0464%	Fecal		CFU/100 mL	200	283.2	86400	-	106,947.6
5439000	6/19/1990	80	80	0.2732	21.85	2837	24.0464%	Fecal		CFU/100 mL	200	283.2	86400	-	106,947.6
5439000	12/30/1990	80	80	0.2732	21.85	2837	24.0464%	Fecal		CFU/100 mL	200	283.2	86400	-	106,947.6
5439000	12/7/1992	80	80	0.2732	21.85	2837	24.0464%	Fecal		CFU/100 mL	200	283.2	86400	-	106,947.6
5439000	12/26/1992	80	80	0.2732	21.85	2837	24.0464%	Fecal		CFU/100 mL	200	283.2	86400	-	106,947.6
5439000	1/12/1993	80	80	0.2732	21.85	2837	24.0464%	Fecal		CFU/100 mL	200	283.2	86400	-	106,947.6
5439000	3/15/1993	80	80	0.2732	21.85	2837	24.0464%	Fecal		CFU/100 mL	200	283.2	86400	-	106,947.6
5439000	8/23/1993	80	80	0.2732	21.85	2837	24.0464%	Fecal		CFU/100 mL	200	283.2	86400	-	106,947.6
5439000	11/30/1994	80	80	0.2732	21.85	2837	24.0464%	Fecal		CFU/100 mL	200	283.2	86400	-	106,947.6
5439000	1/23/1995	80	80	0.2732	21.85	2837	24.0464%	Fecal		CFU/100 mL	200	283.2	86400	-	106,947.6
5439000	2/18/1999	80	80	0.2732	21.85	2837	24.0464%	Fecal		CFU/100 mL	200	283.2	86400	-	106,947.6
5439000	2/3/2001	80	80	0.2732	21.85	2837	24.0464%	Fecal		CFU/100 mL	200	283.2	86400	-	106,947.6
5439000	3/2/2004	80	80	0.2732	21.85	2837	24.0464%	Fecal		CFU/100 mL	200	283.2	86400	-	106,947.6
5439000	12/27/2007	80	80	0.2732	21.85	2837	24.0464%	Fecal		CFU/100 mL	200	283.2	86400	-	106,947.6
5439000	2/19/2013	80	80	0.2732	21.85	2837	24.0464%	Fecal		CFU/100 mL	200	283.2	86400	-	106,947.6
5439000	4/14/2010	79.9	79.9	0.2732	21.83	2852	24.1736%	Fecal		CFU/100 mL	200	283.2	86400	-	106,814.0
5439000	4/5/2016	79.9	79.9	0.2732	21.83	2852	24.1736%	Fecal		CFU/100 mL	200	283.2	86400	-	106,814.0
5439000	6/1/2020	79.9	79.9	0.2732	21.83	2852	24.1736%	Fecal		CFU/100 mL	200	283.2	86400	-	106,814.0
5439000	7/16/2008	79.8	79.8	0.2732	21.80	2855	24.1990%	Fecal		CFU/100 mL	200	283.2	86400	-	106,680.3
5439000	1/31/2010	79.8	79.8	0.2732	21.80	2855	24.1990%	Fecal		CFU/100 mL	200	283.2	86400	-	106,680.3
5439000	11/26/2019	79.7	79.7	0.2732	21.77	2857	24.2160%	Fecal		CFU/100 mL	200	283.2	86400	-	106,546.6
5439000	2/27/2011	79.6	79.6	0.2732	21.74	2858	24.2244%	Fecal		CFU/100 mL	200	283.2	86400	-	106,412.9
5439000	3/11/2012	79.6	79.6	0.2732	21.74	2858	24.2244%	Fecal		CFU/100 mL	200	283.2	86400	-	106,412.9
5439000	4/27/2019	79.6	79.6	0.2732	21.74	2858	24.2244%	Fecal		CFU/100 mL	200	283.2	86400	-	106,412.9
5439000	6/1/2003	79.5	79.5	0.2732	21.72	2861	24.2499%	Fecal		CFU/100 mL	200	283.2	86400	-	106,279.2
5439000	12/20/2006	79.4	79.4	0.2732	21.69	2862	24.2583%	Fecal		CFU/100 mL	200	283.2	86400	-	106,145.5
5439000	10/30/2008	79.4	79.4	0.2732	21.69	2862	24.2583%	Fecal		CFU/100 mL	200	283.2	86400	-	106,145.5
5439000	3/5/2017	79.4	79.4	0.2732	21.69	2862	24.2583%	Fecal		CFU/100 mL	200	283.2	86400	-	106,145.5
5439000	7/4/2019	79.4	79.4	0.2732	21.69	2862	24.2583%	Fecal		CFU/100 mL	200	283.2	86400	-	106,145.5
5439000	2/21/2005	79.3	79.3	0.2732	21.66	2866	24.2923%	Fecal		CFU/100 mL	200	283.2	86400	-	106,011.9
5439000	4/17/2009	79.3	79.3	0.2732	21.66	2866	24.2923%	Fecal		CFU/100 mL	200	283.2	86400	-	106,011.9
5439000	12/19/1993	79.2	79.2	0.2732	21.64	2868	24.3092%	Fecal		CFU/100 mL	200	283.2	86400	-	105,878.2
5439000	2/2/2019	79.2	79.2	0.2732	21.64	2868	24.3092%	Fecal		CFU/100 mL	200	283.2	86400	-	105,878.2
5439000	4/9/2020	79.2	79.2	0.2732	21.64	2868	24.3092%	Fecal		CFU/100 mL	200	283.2	86400	-	105,878.2
5439000	6/2/2013	79.1	79.1	0.2732	21.61	2871	24.3346%	Fecal		CFU/100 mL	200	283.2	86400	-	105,744.5
5439000	5/6/2018	79.1	79.1	0.2732	21.61	2871	24.3346%	Fecal		CFU/100 mL	200	283.2	86400	-	105,744.5
5439000	12/5/2019	79.1	79.1	0.2732	21.61	2871	24.3346%	Fecal		CFU/100 mL	200	283.2	86400	-	105,744.5
5439000	6/8/1991	79	79	0.2732	21.58	2874	24.3601%	Fecal		CFU/100 mL	200	283.2	86400	-	105,610.8
5439000	9/3/1993	79	79	0.2732	21.58	2874	24.3601%	Fecal		CFU/100 mL	200	283.2	86400	-	105,610.8
5439000	1/1/1995	79	79	0.2732	21.58	2874	24.3601%	Fecal		CFU/100 mL	200	283.2	86400	-	105,610.8
5439000	3/17/1995	79	79	0.2732	21.58	2874	24.3601%	Fecal		CFU/100 mL	200	283.2	86400	-	105,610.8
5439000	12/12/1996	79	79	0.2732	21.58	2874	24.3601%	Fecal		CFU/100 mL	200	283.2	86400	-	105,610.8
5439000	1/12/1998	79	79	0.2732	21.58	2874	24.3601%	Fecal		CFU/100 mL	200	283.2	86400	-	105,610.8
5439000	10/22/1998	79	79	0.2732	21.58	2874	24.3601%	Fecal		CFU/100 mL	200	283.2	86400	-	105,610.8
5439000	7/7/2000	79	79	0.2732	21.58	2874	24.3601%	Fecal		CFU/100 mL	200	283.2	86400	-	105,610.8
5439000	4/18/2001	79	79	0.2732	21.58	2874	24.3601%	Fecal		CFU/100 mL	200	283.2	86400	-	105,610.8
5439000	7/14/2007	79	79	0.2732	21.58	2874	24.3601%	Fecal		CFU/100 mL	200	283.2	86400	-	105,610.8
5439000	5/8/2013	79	79	0.2732	21.58	2874	24.3601%	Fecal		CFU/100 mL	200	283.2	86400	-	105,610.8
5439000	3/17/2020	79	79	0.2732	21.58	2874	24.3601%	Fecal		CFU/100 mL	200	283.2	86400	-	105,610.8
5439000	4/6/2014	78.9	78.9	0.2732	21.55	2886	24.4618%	Fecal		CFU/100 mL	200	283.2	86400	-	105,477.1
5439000	5/30/2018	78.9	78.9	0.2732	21.55	2886	24.4618%	Fecal		CFU/100 mL	200	283.2	86400	-	105,477.1
5439000	3/4/2009	78.8	78.8	0.2732	21.53	2888	24.4787%	Fecal		CFU/100 mL	200	283.2	86400	-	105,343.4
5439000	5/21/2014	78.8	78.8	0.2732	21.53	2888	24.4787%	Fecal		CFU/100 mL	200	283.2	86400	-	105,343.4
5439000	9/10/2014	78.8	78.8	0.2732	21.53	2888	24.4787%	Fecal		CFU/100 mL	200	283.2	86400	-	105,343.4
5439000	2/6/2005	78.7	78.7	0.2732	21.50	2891	24.5042%	Fecal		CFU/100 mL	200	283.2	86400	-	105,209.7
5439000	1/20/2016	78.7	78.7	0.2732	21.50	2891	24.5042%	Fecal		CFU/100 mL	200	283.2	86400	-	105,209.7
5439000	2/13/2019	78.7	78.7	0.2732	21.50	2891	24.5042%	Fecal		CFU/100 mL	200	283.2	86400	-	105,209.7
5439000	7/22/2008	78.6	78.6	0.2732	21.47	2894	24.5296%	Fecal		CFU/100 mL	200	283.2	86400	-	105,076.1
5439000	12/7/2011	78.6	78.6	0.2732	21.47	2894	24.5296%	Fecal		CFU/100 mL	200	283.2	86400	-	105,076.1
5439000	7/10/2015	78.6	78.6	0.2732	21.47	2894	24.5296%	Fecal		CFU/100 mL	200	283.2	86400	-	105,076.1
5439000	1/21/2016	78.5	78.5	0.2732	21.44	2897	24.5550%	Fecal		CFU/100 mL	200	283.2	86400	-	104,942.4
5439000	4/21/2002	78.4	78.4	0.2732	21.42	2898	24.5635%	Fecal		CFU/100 mL	200	283.2	86400	-	104,808.7

Gage ID	Date	Discharge (CFS)	Gage Discharge (less Surrogate NPDES) (CFS)	Watershed Area Ratio	Calculated flow (CFS)	Rank	Flow Exceedance %	Parameter	Results	Units (mg or micro_gram	Limit/Standard	100mL/CF	sec/day	Actual Load (million colonies/day)	Allowable Load (million colonies/day)
5439000	3/5/2009	78.4	78.4	0.2732	21.42	2898	24.5635%	Fecal		CFU/100 mL	200	283.2	86400	-	104,808.7
5439000	11/27/2011	78.4	78.4	0.2732	21.42	2898	24.5635%	Fecal		CFU/100 mL	200	283.2	86400	-	104,808.7
5439000	3/14/2012	78.4	78.4	0.2732	21.42	2898	24.5635%	Fecal		CFU/100 mL	200	283.2	86400	-	104,808.7
5439000	7/10/2014	78.4	78.4	0.2732	21.42	2898	24.5635%	Fecal		CFU/100 mL	200	283.2	86400	-	104,808.7
5439000	5/7/2002	78.3	78.3	0.2732	21.39	2903	24.6059%	Fecal		CFU/100 mL	200	283.2	86400	-	104,675.0
5439000	4/18/2007	78.3	78.3	0.2732	21.39	2903	24.6059%	Fecal		CFU/100 mL	200	283.2	86400	-	104,675.0
5439000	12/24/2011	78.3	78.3	0.2732	21.39	2903	24.6059%	Fecal		CFU/100 mL	200	283.2	86400	-	104,675.0
5439000	7/3/2019	78.3	78.3	0.2732	21.39	2903	24.6059%	Fecal		CFU/100 mL	200	283.2	86400	-	104,675.0
5439000	6/1/2017	78.2	78.2	0.2732	21.36	2907	24.6398%	Fecal		CFU/100 mL	200	283.2	86400	-	104,541.3
5439000	3/27/2010	78.1	78.1	0.2732	21.34	2908	24.6482%	Fecal		CFU/100 mL	200	283.2	86400	-	104,407.6
5439000	3/31/2019	78.1	78.1	0.2732	21.34	2908	24.6482%	Fecal		CFU/100 mL	200	283.2	86400	-	104,407.6
5439000	9/3/2019	78.1	78.1	0.2732	21.34	2908	24.6482%	Fecal		CFU/100 mL	200	283.2	86400	-	104,407.6
5439000	2/5/1990	78	78	0.2732	21.31	2911	24.6737%	Fecal		CFU/100 mL	200	283.2	86400	-	104,274.0
5439000	5/8/1991	78	78	0.2732	21.31	2911	24.6737%	Fecal		CFU/100 mL	200	283.2	86400	-	104,274.0
5439000	4/24/1992	78	78	0.2732	21.31	2911	24.6737%	Fecal		CFU/100 mL	200	283.2	86400	-	104,274.0
5439000	1/11/1993	78	78	0.2732	21.31	2911	24.6737%	Fecal		CFU/100 mL	200	283.2	86400	-	104,274.0
5439000	5/4/1995	78	78	0.2732	21.31	2911	24.6737%	Fecal		CFU/100 mL	200	283.2	86400	-	104,274.0
5439000	12/13/1996	78	78	0.2732	21.31	2911	24.6737%	Fecal		CFU/100 mL	200	283.2	86400	-	104,274.0
5439000	1/6/1997	78	78	0.2732	21.31	2911	24.6737%	Fecal		CFU/100 mL	200	283.2	86400	-	104,274.0
5439000	4/15/1997	78	78	0.2732	21.31	2911	24.6737%	Fecal		CFU/100 mL	200	283.2	86400	-	104,274.0
5439000	4/27/2000	78	78	0.2732	21.31	2911	24.6737%	Fecal		CFU/100 mL	200	283.2	86400	-	104,274.0
5439000	6/7/2000	78	78	0.2732	21.31	2911	24.6737%	Fecal		CFU/100 mL	200	283.2	86400	-	104,274.0
5439000	7/1/2000	78	78	0.2732	21.31	2911	24.6737%	Fecal		CFU/100 mL	200	283.2	86400	-	104,274.0
5439000	3/12/2001	78	78	0.2732	21.31	2911	24.6737%	Fecal		CFU/100 mL	200	283.2	86400	-	104,274.0
5439000	3/28/2001	78	78	0.2732	21.31	2911	24.6737%	Fecal		CFU/100 mL	200	283.2	86400	-	104,274.0
5439000	4/21/2001	78	78	0.2732	21.31	2911	24.6737%	Fecal		CFU/100 mL	200	283.2	86400	-	104,274.0
5439000	7/19/2008	78	78	0.2732	21.31	2911	24.6737%	Fecal		CFU/100 mL	200	283.2	86400	-	104,274.0
5439000	6/18/2018	78	78	0.2732	21.31	2911	24.6737%	Fecal		CFU/100 mL	200	283.2	86400	-	104,274.0
5439000	11/12/2019	78	78	0.2732	21.31	2911	24.6737%	Fecal		CFU/100 mL	200	283.2	86400	-	104,274.0
5439000	3/16/2002	77.9	77.9	0.2732	21.28	2928	24.8178%	Fecal		CFU/100 mL	200	283.2	86400	-	104,140.3
5439000	7/7/2013	77.9	77.9	0.2732	21.28	2928	24.8178%	Fecal		CFU/100 mL	200	283.2	86400	-	104,140.3
5439000	6/14/2019	77.9	77.9	0.2732	21.28	2928	24.8178%	Fecal		CFU/100 mL	200	283.2	86400	-	104,140.3
5439000	4/22/2004	77.8	77.8	0.2732	21.25	2931	24.8432%	Fecal		CFU/100 mL	200	283.2	86400	-	104,006.6
5439000	8/16/2007	77.8	77.8	0.2732	21.25	2931	24.8432%	Fecal		CFU/100 mL	200	283.2	86400	-	104,006.6
5439000	1/3/2012	77.8	77.8	0.2732	21.25	2931	24.8432%	Fecal		CFU/100 mL	200	283.2	86400	-	104,006.6
5439000	5/13/2012	77.8	77.8	0.2732	21.25	2931	24.8432%	Fecal		CFU/100 mL	200	283.2	86400	-	104,006.6
5439000	5/10/2013	77.8	77.8	0.2732	21.25	2931	24.8432%	Fecal		CFU/100 mL	200	283.2	86400	-	104,006.6
5439000	2/26/2020	77.8	77.8	0.2732	21.25	2931	24.8432%	Fecal		CFU/100 mL	200	283.2	86400	-	104,006.6
5439000	7/31/2017	77.7	77.7	0.2732	21.23	2937	24.8940%	Fecal		CFU/100 mL	200	283.2	86400	-	103,872.9
5439000	6/23/2019	77.7	77.7	0.2732	21.23	2937	24.8940%	Fecal		CFU/100 mL	200	283.2	86400	-	103,872.9
5439000	2/13/2005	77.6	77.6	0.2732	21.20	2939	24.9110%	Fecal		CFU/100 mL	200	283.2	86400	-	103,739.2
5439000	3/29/2008	77.6	77.6	0.2732	21.20	2939	24.9110%	Fecal		CFU/100 mL	200	283.2	86400	-	103,739.2
5439000	4/22/2008	77.6	77.6	0.2732	21.20	2939	24.9110%	Fecal		CFU/100 mL	200	283.2	86400	-	103,739.2
5439000	4/16/2012	77.6	77.6	0.2732	21.20	2939	24.9110%	Fecal		CFU/100 mL	200	283.2	86400	-	103,739.2
5439000	5/10/2020	77.6	77.6	0.2732	21.20	2939	24.9110%	Fecal		CFU/100 mL	200	283.2	86400	-	103,739.2
5439000	4/18/2002	77.4	77.4	0.2732	21.14	2944	24.9534%	Fecal		CFU/100 mL	200	283.2	86400	-	103,471.8
5439000	4/25/2010	77.4	77.4	0.2732	21.14	2944	24.9534%	Fecal		CFU/100 mL	200	283.2	86400	-	103,471.8
5439000	1/17/2016	77.4	77.4	0.2732	21.14	2944	24.9534%	Fecal		CFU/100 mL	200	283.2	86400	-	103,471.8
5439000	2/16/2019	77.4	77.4	0.2732	21.14	2944	24.9534%	Fecal		CFU/100 mL	200	283.2	86400	-	103,471.8
5439000	1/5/2007	77.3	77.3	0.2732	21.12	2948	24.9873%	Fecal		CFU/100 mL	200	283.2	86400	-	103,338.2
5439000	3/30/2008	77.3	77.3	0.2732	21.12	2948	24.9873%	Fecal		CFU/100 mL	200	283.2	86400	-	103,338.2
5439000	2/27/2012	77.3	77.3	0.2732	21.12	2948	24.9873%	Fecal		CFU/100 mL	200	283.2	86400	-	103,338.2
5439000	6/4/2015	77.3	77.3	0.2732	21.12	2948	24.9873%	Fecal		CFU/100 mL	200	283.2	86400	-	103,338.2
5439000	7/17/2007	77.2	77.2	0.2732	21.09	2952	25.0212%	Fecal		CFU/100 mL	200	283.2	86400	-	103,204.5
5439000	3/18/2020	77.2	77.2	0.2732	21.09	2952	25.0212%	Fecal		CFU/100 mL	200	283.2	86400	-	103,204.5
5439000	6/2/2020	77.2	77.2	0.2732	21.09	2952	25.0212%	Fecal		CFU/100 mL	200	283.2	86400	-	103,204.5
5439000	2/13/1990	77	77	0.2732	21.03	2955	25.0466%	Fecal		CFU/100 mL	200	283.2	86400	-	102,937.1
5439000	12/9/1990	77	77	0.2732	21.03	2955	25.0466%	Fecal		CFU/100 mL	200	283.2	86400	-	102,937.1
5439000	4/6/1991	77	77	0.2732	21.03	2955	25.0466%	Fecal		CFU/100 mL	200	283.2	86400	-	102,937.1
5439000	2/24/1992	77	77	0.2732	21.03	2955	25.0466%	Fecal		CFU/100 mL	200	283.2	86400	-	102,937.1
5439000	3/14/1992	77	77	0.2732	21.03	2955	25.0466%	Fecal		CFU/100 mL	200	283.2	86400	-	102,937.1
5439000	1/14/1993	77	77	0.2732	21.03	2955	25.0466%	Fecal		CFU/100 mL	200	283.2	86400	-	102,937.1
5439000	7/7/1993	77	77	0.2732	21.03	2955	25.0466%	Fecal		CFU/100 mL	200	283.2	86400	-	102,937.1
5439000	6/12/2001	77	77	0.2732	21.03	2955	25.0466%	Fecal		CFU/100 mL	200	283.2	86400	-	102,937.1
5439000	6/27/2009	77	77	0.2732	21.03	2955	25.0466%	Fecal		CFU/100 mL	200	283.2	86400	-	102,937.1
5439000	3/2/2019	77	77	0.2732	21.03	2955	25.0466%	Fecal		CFU/100 mL	200	283.2	86400	-	102,937.1
5439000	4/6/2004	76.9	76.9	0.2732	21.01	2965	25.1314%	Fecal		CFU/100 mL	200	283.2	86400	-	102,803.4
5439000	5/1/2015	76.9	76.9	0.2732	21.01	2965	25.1314%	Fecal		CFU/100 mL	200	283.2	86400	-	102,803.4
5439000	1/17/2020	76.9	76.9	0.2732	21.01	2965	25.1314%	Fecal		CFU/100 mL	200	283.2	86400	-	102,803.4
5439000	5/9/2020	76.9	76.9	0.2732	21.01	2965	25.1314%	Fecal		CFU/100 mL	200	283.2	86400	-	102,803.4
5439000	7/2/1994	76.8	76.8	0.2732	20.98	2969	25.1653%	Fecal		CFU/100 mL	200	283.2	86400	-	102,669.7
5439000	1/5/2010	76.8	76.8	0.2732	20.98	2969	25.1653%	Fecal		CFU/100 mL	200	283.2	86400	-	102,669.7
5439000	9/28/2008	76.6	76.6	0.2732	20.93	2971	25.1822%	Fecal		CFU/100 mL	200	283.2	86400	-	102,402.4
5439000	4/18/2009	76.6	76.6	0.2732	20.93	2971	25.1822%	Fecal		CFU/100 mL	200	283.2	86400	-	102,402.4
5439000	7/4/2018	76.6	76.6	0.2732	20.93	2971	25.1822%	Fecal		CFU/100 mL	200	283.2	86400	-	102,402.4
5439000	3/8/2005	76.5	76.5	0.2732	20.90	2974	25.2077%	Fecal		CFU/100 mL	200	283.2	86400	-	102,268.7
5439000	5/26/2006	76.5	76.5	0.2732	20.90	2974	25.2077%	Fecal		CFU/100 mL	200	283.2	86400	-	102,268.7
5439000	7/20/2015	76.5	76.5	0.2732	20.90	2974	25.2077%	Fecal		CFU/100 mL	200	283.2	86400	-	102,268.7
5439000	12/26/2016	76.5	76.5	0.2732	20.90	2974	25.2077%	Fecal		CFU/100 mL	200	283.2	86400	-	102,268.7
5439000	10/29/2017	76.5	76.5	0.2732	20.90	2974	25.2077%	Fecal		CFU/100 mL	200	283.2	86400	-	102,268.7
5439000	4/19/2019	76.5	76.5	0.2732	20.90	2974	25.2077%	Fecal		CFU/100 mL	200	283.2	86400	-	102,268.7
5439000	11/13/2019	76.5	76.5	0.2732	20.90	2974	25.2077%	Fecal		CFU/100 mL	200	283.2	86400	-	102,268.7
5439000	1/20/2007	76.4	76.4	0.2732	20.87	2981	25.2670%	Fecal		CFU/100 mL	200	283.2	86400	-	102,135.0
5439000	4/12/2009	76.4	76.4	0.2732	20.87	2981	25.2670%	Fecal		CFU/100 mL	200	283.2	86400	-	102,135.0
5439000	1/6/2020	76.4	76.4	0.2732	20.87	2981	25.2670%	Fecal		CFU/100 mL	200	283.2	86400	-	102,135.0
5439000	5/9/2013	76.3	76.3	0.2732	20.84	2984	25.2924%	Fecal		CFU/100 mL	200	283.2	86400	-	102,001.3
5439000	4/19/2002	76.2	76.2	0.2732	20.82	2985	25.3009%	Fecal		CFU/100 mL	200	283.2	86400	-	101,867.6
5439000	9/27/2011	76.2	76.2	0.2732	20.82	2985	25.3009%	Fecal		CFU/100 mL	200	283.2	86400	-	101,867.6
5439000	2/4/2012	76.2	76.2	0.2732	20.82	2985	25.3009%	Fecal		CFU/100 mL	200	283.2	86400	-	101,867.6
5439000	10/22/1993	76.1	76.1	0.2732	20.79	2988	25.3263%	Fecal		CFU/100 mL	200	283.2	86400	-	101,734.0
5439000	9/10/2007	76.1	76.1	0.2732	20.79	2988	25.3263%	Fecal		CFU/100 mL	200	283.2	86400	-	101,734.0
5439000	5/23/2010	76.1	76.1	0.2732	20.79	2988	25.3263%	Fecal		CFU/100 mL	200	283.2	86400	-	101,734.0
5439000	1/21/2020	76.1	76.1	0.2732	20.79	2988	25.3263%	Fecal		CFU/100 mL	200	283.2	86400	-	101,734.0
5439000	1/18/1990	76	76	0.2732	20.76	2992	25.3602%	Fecal		CFU/100 mL	200	283.2	86400	-	101,600.3
5439000	2/4/1990	76	76	0.2732	20.76	2992	25.3602%	Fecal		CFU/100 mL	200	283.2	86400	-	101,600.3
5439000	3/5/1991	76	76	0.2732	20.76	2992	25.3602%	Fecal		CFU/100 mL	200	283.2	86400	-	101,600.3
5439000	5/24/1991	76	76	0.2732	20.76	2992	25.3602%	Fecal		CFU/100 mL	200	283.2	86400	-	101,600.3
5439000	6/11/1991	76	76	0.2732	20.76	2992	25.3602%	Fecal		CFU/100 mL	200	283.2	86400	-	101,600.3
5439000	2/29/1992	76	76	0.2732	20.76	2992	25.3602%	Fecal		CFU/100 mL	200	283.2	86400	-	101,600.3
5439000	2/27/1995	76	76	0.2732	20.76	2992	25.3602%	Fecal		CFU/100 mL	200	283.2	86400	-	101,600.3
5439000	4/23/1995	76	76	0.2732	20.76	2992	25.3602%	Fecal		CFU/100 mL	200	283.2	86400	-	101,600.3
5439000	2/10/1996	76	76	0.2732	20.76	2992	25.3602%	Fecal		CFU/100 mL	200	283.2	86400	-	101,600.3
5439000	7/2/1996	76	76	0.2732	20.76	2992	25.3602%	Fecal		CFU/100 mL	200	283.2	86400	-	101,600.3
5439000	8/16/1996	76	76	0.2732	20.76	2992	25.3602%	Fecal		CFU/100 mL	200	283.2	86400	-	101,600.3
5439000	4/13/1997	76	76	0.2732	20.76	2992	25.3602%	Fecal		CFU/100 mL	200	283.2	86400	-	101,600.3
5439000	5/14/1997	76	76	0.2732	20.76	2992	25.3602%	Fecal		CFU/100 mL	200	283.2	86400	-	101,600.3
5439000	1/13/1998	76	76	0.2732	20.76	2992	25.3602%	Fecal		CFU/100 mL	200	283.2	86400	-	101,600.3
5439000	3/4/1998	76	76	0.2732	20.76	2992	25.3602%	Fecal		CFU/100 mL	200	283.2	86400	-	101,600.3
5439000	3/15/1998	76	76	0.2732	20.76	2992	25.3602%	Fecal		CFU/100 mL	200	283.2	86400	-	101,600.3
5439000	5/25/1998	76	76	0.2732	20.76	2992	25.3602%	Fecal		CFU/100 mL	200	283.2	86400	-	101,600.3
5439000	6/22/1998	76	76	0.2732	20.76	2992	25.3602%	Fecal		CFU/100 mL	200	283.2	86400	-	101,600.3
5439000	6/25/1999	76	76	0.2732	20.76	2992	25.3602%	Fecal		CFU/100 mL	200	283.2	86400	-	101,600.3
5439000	4/9/2001	76	76	0.2732	20.76	2992	25.3602%	Fecal		CFU/100 mL	200	283.2	86400	-	101,600.3
5439000	4/19/2001	76	76	0.2732	20.76	2992	25.3602%	Fecal		CFU/100 mL	200	283.2	86400	-	101,600.3
5439000	3/20/2011	76	76	0.2732	20.76	2992	25.3602%	Fecal		CFU/100 mL	200	283.2	86400	-	101,600.3
5439000	3/21/2011	76	76	0.2732	20.76	2992	25.3602%	Fecal		CFU/100 mL	200	283.2	86400	-	101,600.3
5439000	5/8/2002	75.9	75.9	0.2732	20.73	3015	25.5552%	Fecal		CFU/100 mL	200	283.2	86400	-	101,466.6
5439000	11/30/2009	75.9	75.9	0.2732	20.73	3015	25.5552%	Fecal		CFU/100 mL	200	283.2	86400	-	101,466.6
5439000	6/26/2016	75.9	75.9	0.2732	20.73	3015	25.5552%	Fecal		CFU/100 mL	200	283.2	86400	-	101,466.6
5439000	4/9/2022	142	142	0.1459	20.72	3018	25.5806%	Fecal		CFU/100 mL	200	283.2	86400	-	101,410.2
5439000	6/22/2019	75.8	75.8	0.2732	20.71	3019	25.5891%	Fecal		CFU/100 mL	200	283.2	86400	-	101,332.9
5439000	6/24/2019	75.8	75.8	0.2732	20.71	3019	25.5891%	Fecal		CFU/100 mL	200	283.2	86400	-	101,332.9
5439000	8/11/1994	75.7	75.7	0.2732	20.68	3021	25.6060%	Fecal		CFU/100 mL	200	283.2	86400	-	101,199.2
5439000	3/17/2002	75.7	75.7	0.2732	20.68	3021	25.6060%	Fecal		CFU/100 mL	200	283.2	86400	-	101,199.2
5439000	10/31/2008	75.7	75.7	0.2732	20.68	3021	25.6060%	Fecal		CFU/100 mL	200	283.2	86400	-	101,199.2
5439000	5/20/2014	75.7	75.7	0.2732	20.68	3021	25.6060%	Fecal		CFU/100 mL	200	283.2	86400	-	101,199.2

Gage ID	Date	Discharge (CFS)	Gage Discharge (less Surrogate NPDES) (CFS)	Watershed Area Ratio	Calculated flow (CFS)	Rank	Flow Exceedance %	Parameter	Results	Units (mg or micro_gram	Limit/Standard	100mL/CF	sec/day	Actual Load (million colonies/day)	Allowable Load (million colonies/day)
5439000	12/2/2016	75.7	75.7	0.2732	20.68	3021	25.6060%	Fecal		CFU/100 mL	200	283.2	86400	-	101,199.2
5439000	6/2/2008	75.6	75.6	0.2732	20.65	3026	25.6484%	Fecal		CFU/100 mL	200	283.2	86400	-	101,065.5
5439000	12/29/2006	75.5	75.5	0.2732	20.62	3027	25.6569%	Fecal		CFU/100 mL	200	283.2	86400	-	100,931.8
5439000	4/15/2010	75.4	75.4	0.2732	20.60	3028	25.6654%	Fecal		CFU/100 mL	200	283.2	86400	-	100,798.2
5439000	7/3/2015	75.4	75.4	0.2732	20.60	3028	25.6654%	Fecal		CFU/100 mL	200	283.2	86400	-	100,798.2
5439000	2/7/2017	75.4	75.4	0.2732	20.60	3028	25.6654%	Fecal		CFU/100 mL	200	283.2	86400	-	100,798.2
5439000	4/14/2022	141	141	0.1459	20.58	3031	25.6908%	Fecal		CFU/100 mL	200	283.2	86400	-	100,696.0
5439000	12/20/1993	75.3	75.3	0.2732	20.57	3032	25.6993%	Fecal		CFU/100 mL	200	283.2	86400	-	100,664.5
5439000	6/18/2010	75.3	75.3	0.2732	20.57	3032	25.6993%	Fecal		CFU/100 mL	200	283.2	86400	-	100,664.5
5439000	2/8/2020	75.3	75.3	0.2732	20.57	3032	25.6993%	Fecal		CFU/100 mL	200	283.2	86400	-	100,664.5
5439000	11/10/2009	75.2	75.2	0.2732	20.54	3035	25.7247%	Fecal		CFU/100 mL	200	283.2	86400	-	100,530.8
5439000	5/23/2015	75.2	75.2	0.2732	20.54	3035	25.7247%	Fecal		CFU/100 mL	200	283.2	86400	-	100,530.8
5439000	6/17/2018	75.1	75.1	0.2732	20.52	3037	25.7417%	Fecal		CFU/100 mL	200	283.2	86400	-	100,397.1
5439000	3/30/1990	75	75	0.2732	20.49	3038	25.7501%	Fecal		CFU/100 mL	200	283.2	86400	-	100,263.4
5439000	2/12/1991	75	75	0.2732	20.49	3038	25.7501%	Fecal		CFU/100 mL	200	283.2	86400	-	100,263.4
5439000	4/25/1991	75	75	0.2732	20.49	3038	25.7501%	Fecal		CFU/100 mL	200	283.2	86400	-	100,263.4
5439000	12/5/1991	75	75	0.2732	20.49	3038	25.7501%	Fecal		CFU/100 mL	200	283.2	86400	-	100,263.4
5439000	1/28/1993	75	75	0.2732	20.49	3038	25.7501%	Fecal		CFU/100 mL	200	283.2	86400	-	100,263.4
5439000	10/11/1993	75	75	0.2732	20.49	3038	25.7501%	Fecal		CFU/100 mL	200	283.2	86400	-	100,263.4
5439000	1/24/1995	75	75	0.2732	20.49	3038	25.7501%	Fecal		CFU/100 mL	200	283.2	86400	-	100,263.4
5439000	11/20/1995	75	75	0.2732	20.49	3038	25.7501%	Fecal		CFU/100 mL	200	283.2	86400	-	100,263.4
5439000	5/16/1996	75	75	0.2732	20.49	3038	25.7501%	Fecal		CFU/100 mL	200	283.2	86400	-	100,263.4
5439000	7/1/1996	75	75	0.2732	20.49	3038	25.7501%	Fecal		CFU/100 mL	200	283.2	86400	-	100,263.4
5439000	12/11/1998	75	75	0.2732	20.49	3038	25.7501%	Fecal		CFU/100 mL	200	283.2	86400	-	100,263.4
5439000	11/11/2000	75	75	0.2732	20.49	3038	25.7501%	Fecal		CFU/100 mL	200	283.2	86400	-	100,263.4
5439000	3/7/2001	75	75	0.2732	20.49	3038	25.7501%	Fecal		CFU/100 mL	200	283.2	86400	-	100,263.4
5439000	3/28/2010	75	75	0.2732	20.49	3038	25.7501%	Fecal		CFU/100 mL	200	283.2	86400	-	100,263.4
5439000	4/25/2008	74.8	74.8	0.2732	20.43	3052	25.8688%	Fecal		CFU/100 mL	200	283.2	86400	-	99,996.1
5439000	4/11/2011	74.7	74.7	0.2732	20.41	3053	25.8773%	Fecal		CFU/100 mL	200	283.2	86400	-	99,862.4
5439000	3/23/2013	74.7	74.7	0.2732	20.41	3053	25.8773%	Fecal		CFU/100 mL	200	283.2	86400	-	99,862.4
5439000	12/11/2018	74.7	74.7	0.2732	20.41	3053	25.8773%	Fecal		CFU/100 mL	200	283.2	86400	-	99,862.4
5439000	4/1/2019	74.6	74.6	0.2732	20.38	3056	25.9027%	Fecal		CFU/100 mL	200	283.2	86400	-	99,728.7
5439000	6/3/2020	74.6	74.6	0.2732	20.38	3056	25.9027%	Fecal		CFU/100 mL	200	283.2	86400	-	99,728.7
5439000	8/6/2007	74.5	74.5	0.2732	20.35	3058	25.9196%	Fecal		CFU/100 mL	200	283.2	86400	-	99,595.0
5439000	6/24/2011	74.5	74.5	0.2732	20.35	3058	25.9196%	Fecal		CFU/100 mL	200	283.2	86400	-	99,595.0
5439000	4/14/2021	74.5	74.5	0.2732	20.35	3058	25.9196%	Fecal		CFU/100 mL	200	283.2	86400	-	99,595.0
5439000	10/10/2008	74.4	74.4	0.2732	20.32	3061	25.9451%	Fecal		CFU/100 mL	200	283.2	86400	-	99,461.3
5439000	1/25/2019	74.4	74.4	0.2732	20.32	3061	25.9451%	Fecal		CFU/100 mL	200	283.2	86400	-	99,461.3
5439000	3/11/2004	74.3	74.3	0.2732	20.30	3063	25.9620%	Fecal		CFU/100 mL	200	283.2	86400	-	99,327.6
5439000	4/18/2006	74.3	74.3	0.2732	20.30	3063	25.9620%	Fecal		CFU/100 mL	200	283.2	86400	-	99,327.6
5439000	3/11/1994	74.2	74.2	0.2732	20.27	3065	25.9790%	Fecal		CFU/100 mL	200	283.2	86400	-	99,193.9
5439000	1/16/2016	74.2	74.2	0.2732	20.27	3065	25.9790%	Fecal		CFU/100 mL	200	283.2	86400	-	99,193.9
5439000	11/14/2019	74.2	74.2	0.2732	20.27	3065	25.9790%	Fecal		CFU/100 mL	200	283.2	86400	-	99,193.9
5439000	5/18/2006	74.1	74.1	0.2732	20.24	3068	26.0044%	Fecal		CFU/100 mL	200	283.2	86400	-	99,060.3
5439000	7/1/2010	74.1	74.1	0.2732	20.24	3068	26.0044%	Fecal		CFU/100 mL	200	283.2	86400	-	99,060.3
5439000	12/25/2011	74.1	74.1	0.2732	20.24	3068	26.0044%	Fecal		CFU/100 mL	200	283.2	86400	-	99,060.3
5439000	12/11/2015	74.1	74.1	0.2732	20.24	3068	26.0044%	Fecal		CFU/100 mL	200	283.2	86400	-	99,060.3
5439000	6/19/2016	74.1	74.1	0.2732	20.24	3068	26.0044%	Fecal		CFU/100 mL	200	283.2	86400	-	99,060.3
5439000	2/16/1990	74	74	0.2732	20.22	3073	26.0468%	Fecal		CFU/100 mL	200	283.2	86400	-	98,926.6
5439000	5/30/1990	74	74	0.2732	20.22	3073	26.0468%	Fecal		CFU/100 mL	200	283.2	86400	-	98,926.6
5439000	6/16/1990	74	74	0.2732	20.22	3073	26.0468%	Fecal		CFU/100 mL	200	283.2	86400	-	98,926.6
5439000	8/24/1990	74	74	0.2732	20.22	3073	26.0468%	Fecal		CFU/100 mL	200	283.2	86400	-	98,926.6
5439000	12/22/1990	74	74	0.2732	20.22	3073	26.0468%	Fecal		CFU/100 mL	200	283.2	86400	-	98,926.6
5439000	2/11/1991	74	74	0.2732	20.22	3073	26.0468%	Fecal		CFU/100 mL	200	283.2	86400	-	98,926.6
5439000	4/27/1991	74	74	0.2732	20.22	3073	26.0468%	Fecal		CFU/100 mL	200	283.2	86400	-	98,926.6
5439000	3/1/1992	74	74	0.2732	20.22	3073	26.0468%	Fecal		CFU/100 mL	200	283.2	86400	-	98,926.6
5439000	5/15/1993	74	74	0.2732	20.22	3073	26.0468%	Fecal		CFU/100 mL	200	283.2	86400	-	98,926.6
5439000	11/19/1994	74	74	0.2732	20.22	3073	26.0468%	Fecal		CFU/100 mL	200	283.2	86400	-	98,926.6
5439000	11/21/1994	74	74	0.2732	20.22	3073	26.0468%	Fecal		CFU/100 mL	200	283.2	86400	-	98,926.6
5439000	6/12/1995	74	74	0.2732	20.22	3073	26.0468%	Fecal		CFU/100 mL	200	283.2	86400	-	98,926.6
5439000	7/5/1995	74	74	0.2732	20.22	3073	26.0468%	Fecal		CFU/100 mL	200	283.2	86400	-	98,926.6
5439000	5/21/1997	74	74	0.2732	20.22	3073	26.0468%	Fecal		CFU/100 mL	200	283.2	86400	-	98,926.6
5439000	5/27/1997	74	74	0.2732	20.22	3073	26.0468%	Fecal		CFU/100 mL	200	283.2	86400	-	98,926.6
5439000	3/23/1999	74	74	0.2732	20.22	3073	26.0468%	Fecal		CFU/100 mL	200	283.2	86400	-	98,926.6
5439000	4/9/2007	74	74	0.2732	20.22	3073	26.0468%	Fecal		CFU/100 mL	200	283.2	86400	-	98,926.6
5439000	11/19/2019	74	74	0.2732	20.22	3073	26.0468%	Fecal		CFU/100 mL	200	283.2	86400	-	98,926.6
5439000	3/13/2006	73.9	73.9	0.2732	20.19	3091	26.1994%	Fecal		CFU/100 mL	200	283.2	86400	-	98,792.9
5439000	3/21/2016	73.9	73.9	0.2732	20.19	3091	26.1994%	Fecal		CFU/100 mL	200	283.2	86400	-	98,792.9
5439000	1/30/2017	73.9	73.9	0.2732	20.19	3091	26.1994%	Fecal		CFU/100 mL	200	283.2	86400	-	98,792.9
5439000	10/20/2017	73.9	73.9	0.2732	20.19	3091	26.1994%	Fecal		CFU/100 mL	200	283.2	86400	-	98,792.9
5439000	10/7/2018	73.9	73.9	0.2732	20.19	3091	26.1994%	Fecal		CFU/100 mL	200	283.2	86400	-	98,792.9
5439000	3/28/2011	73.8	73.8	0.2732	20.16	3096	26.2417%	Fecal		CFU/100 mL	200	283.2	86400	-	98,659.2
5439000	12/6/2019	73.8	73.8	0.2732	20.16	3096	26.2417%	Fecal		CFU/100 mL	200	283.2	86400	-	98,659.2
5439000	4/14/2015	73.7	73.7	0.2732	20.13	3098	26.2587%	Fecal		CFU/100 mL	200	283.2	86400	-	98,525.5
5439000	6/7/2015	73.7	73.7	0.2732	20.13	3098	26.2587%	Fecal		CFU/100 mL	200	283.2	86400	-	98,525.5
5439000	6/6/2016	73.7	73.7	0.2732	20.13	3098	26.2587%	Fecal		CFU/100 mL	200	283.2	86400	-	98,525.5
5439000	4/2/2019	73.7	73.7	0.2732	20.13	3098	26.2587%	Fecal		CFU/100 mL	200	283.2	86400	-	98,525.5
5439000	2/23/2020	73.7	73.7	0.2732	20.13	3098	26.2587%	Fecal		CFU/100 mL	200	283.2	86400	-	98,525.5
5439000	2/1/2019	73.6	73.6	0.2732	20.11	3103	26.3011%	Fecal		CFU/100 mL	200	283.2	86400	-	98,391.8
5439000	5/3/2006	73.5	73.5	0.2732	20.08	3104	26.3095%	Fecal		CFU/100 mL	200	283.2	86400	-	98,258.2
5439000	5/28/2006	73.5	73.5	0.2732	20.08	3104	26.3095%	Fecal		CFU/100 mL	200	283.2	86400	-	98,258.2
5439000	2/6/2012	73.4	73.4	0.2732	20.05	3106	26.3265%	Fecal		CFU/100 mL	200	283.2	86400	-	98,124.5
5439000	10/16/2014	73.4	73.4	0.2732	20.05	3106	26.3265%	Fecal		CFU/100 mL	200	283.2	86400	-	98,124.5
5439000	10/10/2018	73.4	73.4	0.2732	20.05	3106	26.3265%	Fecal		CFU/100 mL	200	283.2	86400	-	98,124.5
5439000	3/7/2005	73.3	73.3	0.2732	20.02	3109	26.3519%	Fecal		CFU/100 mL	200	283.2	86400	-	97,990.8
5439000	4/17/2014	73.2	73.2	0.2732	20.00	3110	26.3604%	Fecal		CFU/100 mL	200	283.2	86400	-	97,857.1
5439000	3/6/2019	73.2	73.2	0.2732	20.00	3110	26.3604%	Fecal		CFU/100 mL	200	283.2	86400	-	97,857.1
5439000	6/12/2006	73.1	73.1	0.2732	19.97	3112	26.3774%	Fecal		CFU/100 mL	200	283.2	86400	-	97,723.4
5439000	3/15/2012	73.1	73.1	0.2732	19.97	3112	26.3774%	Fecal		CFU/100 mL	200	283.2	86400	-	97,723.4
5439000	3/6/2017	73.1	73.1	0.2732	19.97	3112	26.3774%	Fecal		CFU/100 mL	200	283.2	86400	-	97,723.4
5439000	4/27/2020	73.1	73.1	0.2732	19.97	3112	26.3774%	Fecal		CFU/100 mL	200	283.2	86400	-	97,723.4
5439000	11/9/1990	73	73	0.2732	19.94	3116	26.4113%	Fecal		CFU/100 mL	200	283.2	86400	-	97,589.7
5439000	3/6/1991	73	73	0.2732	19.94	3116	26.4113%	Fecal		CFU/100 mL	200	283.2	86400	-	97,589.7
5439000	4/7/1991	73	73	0.2732	19.94	3116	26.4113%	Fecal		CFU/100 mL	200	283.2	86400	-	97,589.7
5439000	11/7/1992	73	73	0.2732	19.94	3116	26.4113%	Fecal		CFU/100 mL	200	283.2	86400	-	97,589.7
5439000	12/29/1992	73	73	0.2732	19.94	3116	26.4113%	Fecal		CFU/100 mL	200	283.2	86400	-	97,589.7
5439000	12/1/1994	73	73	0.2732	19.94	3116	26.4113%	Fecal		CFU/100 mL	200	283.2	86400	-	97,589.7
5439000	1/2/1995	73	73	0.2732	19.94	3116	26.4113%	Fecal		CFU/100 mL	200	283.2	86400	-	97,589.7
5439000	2/21/1998	73	73	0.2732	19.94	3116	26.4113%	Fecal		CFU/100 mL	200	283.2	86400	-	97,589.7
5439000	3/16/1998	73	73	0.2732	19.94	3116	26.4113%	Fecal		CFU/100 mL	200	283.2	86400	-	97,589.7
5439000	2/19/1999	73	73	0.2732	19.94	3116	26.4113%	Fecal		CFU/100 mL	200	283.2	86400	-	97,589.7
5439000	5/26/1999	73	73	0.2732	19.94	3116	26.4113%	Fecal		CFU/100 mL	200	283.2	86400	-	97,589.7
5439000	3/8/2001	73	73	0.2732	19.94	3116	26.4113%	Fecal		CFU/100 mL	200	283.2	86400	-	97,589.7
5439000	4/20/2001	73	73	0.2732	19.94	3116	26.4113%	Fecal		CFU/100 mL	200	283.2	86400	-	97,589.7
5439000	6/19/2002	73	73	0.2732	19.94	3116	26.4113%	Fecal		CFU/100 mL	200	283.2	86400	-	97,589.7
5439000	1/4/2007	73	73	0.2732	19.94	3116	26.4113%	Fecal		CFU/100 mL	200	283.2	86400	-	97,589.7
5439000	11/17/2008	73	73	0.2732	19.94	3116	26.4113%	Fecal		CFU/100 mL	200	283.2	86400	-	97,589.7
5439000	3/21/2013	73	73	0.2732	19.94	3116	26.4113%	Fecal		CFU/100 mL	200	283.2	86400	-	97,589.7
5439000	3/19/2015	73	73	0.2732	19.94	3116	26.4113%	Fecal		CFU/100 mL	200	283.2	86400	-	97,589.7
5439000	5/27/2007	72.9	72.9	0.2732	19.91	3134	26.5638%	Fecal		CFU/100 mL	200	283.2	86400	-	97,456.0
5439000	5/25/2003	72.8	72.8	0.2732	19.89	3135	26.5723%	Fecal		CFU/100 mL	200	283.2	86400	-	97,322.4
5439000	11/15/2011	72.8	72.8	0.2732	19.89	3135	26.5723%	Fecal		CFU/100 mL	200	283.2	86400	-	97,322.4
5439000	1/22/2016	72.8	72.8	0.2732	19.89	3135	26.5723%	Fecal		CFU/100 mL	200	283.2	86400	-	97,322.4
5439000	12/2/1993	72.7	72.7	0.2732	19.86	3138	26.5977%	Fecal		CFU/100 mL	200	283.2	86400	-	97,188.7
5439000	4/27/2004	72.7	72.7	0.2732	19.86	3138	26.5977%	Fecal		CFU/100 mL	200	283.2	86400	-	97,188.7
5439000	9/11/2007	72.7	72.7	0.2732	19.86	3138	26.5977%	Fecal		CFU/100 mL	200	283.2	86400	-	97,188.7
5439000	3/4/2019	72.7	72.7	0.2732	19.86	3138	26.5977%	Fecal		CFU/100 mL	200	283.2	86400	-	97,188.7
5439000	7/21/2019	72.6	72.6	0.2732	19.83	3142	26.6316%	Fecal		CFU/100 mL	200	283.2	86400	-	97,055.0
5439000	11/20/2019	72.6	72.6	0.2732	19.83	3142	26.6316%	Fecal		CFU/100 mL	200	283.2	86400	-	97,055.0
5439000	2/26/2002	72.5	72.5	0.2732	19.81	3144	26.6486%	Fecal		CFU/100 mL	200	283.2	86400	-	96,921.3
5439000	5/19/2008	72.5	72.5	0.2732	19.81	3144	26.6486%	Fecal		CFU/100 mL	200	283.2	86400	-	96,921.3
5439000	2/28/2005	72.4	72.4	0.2732	19.78	3146	26.6655%	Fecal		CFU/100 mL	200	283.2	86400	-	96,787.6
5439000	4/22/2002	72.3	72.3	0.2732	19.75	3147	26.6740%	Fecal		CFU/100 mL	200	283.2	86400	-	96,653.9
5439000	6/2/2017	72.3	72.3	0.2732	19.75	3147	26.6740%	Fecal		CFU/100 mL	200	283.2	86400	-	96,653.9
5439000	5/27/2018	72.3	72.3	0.2732	19.75	3147	26.6740%	Fecal		CFU/100 mL	200	283.2	86400	-	96,653.9
5439000	1/13/2019	72.3	72.3	0.2732	19.75	3147	26.6740%	Fecal		CFU/100 mL	200	283.2	86400	-	96,653.9

Gage ID	Date	Discharge (CFS)	Gage Discharge (less Surrogate NPDES) (CFS)	Watershed Area Ratio	Calculated flow (CFS)	Rank	Flow Exceedance %	Parameter	Results	Units (mg or micro_gram	Limit/Standard	100mL/CF	sec/day	Actual Load (million colonies/day)	Allowable Load (million colonies/day)
5439000	3/2/2020	72.3	72.3	0.2732	19.75	3147	26.6740%	Fecal		CFU/100 mL	200	283.2	86400	-	96,653.9
5439000	5/12/2011	72.2	72.2	0.2732	19.72	3152	26.7164%	Fecal		CFU/100 mL	200	283.2	86400	-	96,520.3
5439000	2/3/2012	72.1	72.1	0.2732	19.70	3153	26.7249%	Fecal		CFU/100 mL	200	283.2	86400	-	96,386.6
5439000	2/10/2013	72.1	72.1	0.2732	19.70	3153	26.7249%	Fecal		CFU/100 mL	200	283.2	86400	-	96,386.6
5439000	6/25/1990	72	72	0.2732	19.67	3155	26.7418%	Fecal		CFU/100 mL	200	283.2	86400	-	96,252.9
5439000	5/9/1991	72	72	0.2732	19.67	3155	26.7418%	Fecal		CFU/100 mL	200	283.2	86400	-	96,252.9
5439000	4/25/1992	72	72	0.2732	19.67	3155	26.7418%	Fecal		CFU/100 mL	200	283.2	86400	-	96,252.9
5439000	9/9/1992	72	72	0.2732	19.67	3155	26.7418%	Fecal		CFU/100 mL	200	283.2	86400	-	96,252.9
5439000	12/8/1992	72	72	0.2732	19.67	3155	26.7418%	Fecal		CFU/100 mL	200	283.2	86400	-	96,252.9
5439000	8/1/1993	72	72	0.2732	19.67	3155	26.7418%	Fecal		CFU/100 mL	200	283.2	86400	-	96,252.9
5439000	9/21/1993	72	72	0.2732	19.67	3155	26.7418%	Fecal		CFU/100 mL	200	283.2	86400	-	96,252.9
5439000	3/18/1995	72	72	0.2732	19.67	3155	26.7418%	Fecal		CFU/100 mL	200	283.2	86400	-	96,252.9
5439000	3/28/1995	72	72	0.2732	19.67	3155	26.7418%	Fecal		CFU/100 mL	200	283.2	86400	-	96,252.9
5439000	3/29/1995	72	72	0.2732	19.67	3155	26.7418%	Fecal		CFU/100 mL	200	283.2	86400	-	96,252.9
5439000	3/30/1995	72	72	0.2732	19.67	3155	26.7418%	Fecal		CFU/100 mL	200	283.2	86400	-	96,252.9
5439000	11/17/1995	72	72	0.2732	19.67	3155	26.7418%	Fecal		CFU/100 mL	200	283.2	86400	-	96,252.9
5439000	5/6/1997	72	72	0.2732	19.67	3155	26.7418%	Fecal		CFU/100 mL	200	283.2	86400	-	96,252.9
5439000	5/26/1998	72	72	0.2732	19.67	3155	26.7418%	Fecal		CFU/100 mL	200	283.2	86400	-	96,252.9
5439000	3/29/2001	72	72	0.2732	19.67	3155	26.7418%	Fecal		CFU/100 mL	200	283.2	86400	-	96,252.9
5439000	4/8/2001	72	72	0.2732	19.67	3155	26.7418%	Fecal		CFU/100 mL	200	283.2	86400	-	96,252.9
5439000	1/6/2007	72	72	0.2732	19.67	3155	26.7418%	Fecal		CFU/100 mL	200	283.2	86400	-	96,252.9
5439000	6/28/2009	72	72	0.2732	19.67	3155	26.7418%	Fecal		CFU/100 mL	200	283.2	86400	-	96,252.9
5439000	7/17/2014	72	72	0.2732	19.67	3155	26.7418%	Fecal		CFU/100 mL	200	283.2	86400	-	96,252.9
5439000	10/23/1993	71.9	71.9	0.2732	19.64	3174	26.9029%	Fecal		CFU/100 mL	200	283.2	86400	-	96,119.2
5439000	3/10/2018	71.9	71.9	0.2732	19.64	3174	26.9029%	Fecal		CFU/100 mL	200	283.2	86400	-	96,119.2
5439000	6/19/2007	71.8	71.8	0.2732	19.61	3176	26.9198%	Fecal		CFU/100 mL	200	283.2	86400	-	95,985.5
5439000	1/6/2010	71.8	71.8	0.2732	19.61	3176	26.9198%	Fecal		CFU/100 mL	200	283.2	86400	-	95,985.5
5439000	5/8/2011	71.8	71.8	0.2732	19.61	3176	26.9198%	Fecal		CFU/100 mL	200	283.2	86400	-	95,985.5
5439000	7/9/2013	71.6	71.6	0.2732	19.56	3179	26.9452%	Fecal		CFU/100 mL	200	283.2	86400	-	95,718.1
5439000	6/8/2015	71.6	71.6	0.2732	19.56	3179	26.9452%	Fecal		CFU/100 mL	200	283.2	86400	-	95,718.1
5439000	4/16/2010	71.5	71.5	0.2732	19.53	3181	26.9622%	Fecal		CFU/100 mL	200	283.2	86400	-	95,584.5
5439000	5/2/2015	71.5	71.5	0.2732	19.53	3181	26.9622%	Fecal		CFU/100 mL	200	283.2	86400	-	95,584.5
5439000	2/5/2016	71.5	71.5	0.2732	19.53	3181	26.9622%	Fecal		CFU/100 mL	200	283.2	86400	-	95,584.5
5439000	3/22/2016	71.5	71.5	0.2732	19.53	3181	26.9622%	Fecal		CFU/100 mL	200	283.2	86400	-	95,584.5
5439000	11/5/2017	71.5	71.5	0.2732	19.53	3181	26.9622%	Fecal		CFU/100 mL	200	283.2	86400	-	95,584.5
5439000	1/7/2020	71.5	71.5	0.2732	19.53	3181	26.9622%	Fecal		CFU/100 mL	200	283.2	86400	-	95,584.5
5439000	3/18/2002	71.4	71.4	0.2732	19.50	3187	27.0131%	Fecal		CFU/100 mL	200	283.2	86400	-	95,450.8
5439000	11/18/2017	71.3	71.3	0.2732	19.48	3188	27.0215%	Fecal		CFU/100 mL	200	283.2	86400	-	95,317.1
5439000	11/18/2019	71.3	71.3	0.2732	19.48	3188	27.0215%	Fecal		CFU/100 mL	200	283.2	86400	-	95,317.1
5439000	5/17/2006	71.2	71.2	0.2732	19.45	3190	27.0385%	Fecal		CFU/100 mL	200	283.2	86400	-	95,183.4
5439000	12/30/2006	71.2	71.2	0.2732	19.45	3190	27.0385%	Fecal		CFU/100 mL	200	283.2	86400	-	95,183.4
5439000	2/22/1990	71	71	0.2732	19.40	3192	27.0554%	Fecal		CFU/100 mL	200	283.2	86400	-	94,916.0
5439000	7/4/1990	71	71	0.2732	19.40	3192	27.0554%	Fecal		CFU/100 mL	200	283.2	86400	-	94,916.0
5439000	4/26/1991	71	71	0.2732	19.40	3192	27.0554%	Fecal		CFU/100 mL	200	283.2	86400	-	94,916.0
5439000	6/9/1991	71	71	0.2732	19.40	3192	27.0554%	Fecal		CFU/100 mL	200	283.2	86400	-	94,916.0
5439000	11/20/1994	71	71	0.2732	19.40	3192	27.0554%	Fecal		CFU/100 mL	200	283.2	86400	-	94,916.0
5439000	4/24/1995	71	71	0.2732	19.40	3192	27.0554%	Fecal		CFU/100 mL	200	283.2	86400	-	94,916.0
5439000	7/4/1995	71	71	0.2732	19.40	3192	27.0554%	Fecal		CFU/100 mL	200	283.2	86400	-	94,916.0
5439000	12/16/1996	71	71	0.2732	19.40	3192	27.0554%	Fecal		CFU/100 mL	200	283.2	86400	-	94,916.0
5439000	2/23/2001	71	71	0.2732	19.40	3192	27.0554%	Fecal		CFU/100 mL	200	283.2	86400	-	94,916.0
5439000	5/16/2006	71	71	0.2732	19.40	3192	27.0554%	Fecal		CFU/100 mL	200	283.2	86400	-	94,916.0
5439000	11/11/2009	70.9	70.9	0.2732	19.37	3202	27.1402%	Fecal		CFU/100 mL	200	283.2	86400	-	94,782.4
5439000	5/25/2010	70.8	70.8	0.2732	19.34	3203	27.1487%	Fecal		CFU/100 mL	200	283.2	86400	-	94,648.7
5439000	3/2/2021	70.8	70.8	0.2732	19.34	3203	27.1487%	Fecal		CFU/100 mL	200	283.2	86400	-	94,648.7
5439000	12/1/2009	70.7	70.7	0.2732	19.31	3205	27.1656%	Fecal		CFU/100 mL	200	283.2	86400	-	94,515.0
5439000	6/4/2020	70.6	70.6	0.2732	19.29	3206	27.1741%	Fecal		CFU/100 mL	200	283.2	86400	-	94,381.3
5439000	6/23/2021	70.6	70.6	0.2732	19.29	3206	27.1741%	Fecal		CFU/100 mL	200	283.2	86400	-	94,381.3
5439000	5/11/2020	70.5	70.5	0.2732	19.26	3208	27.1910%	Fecal		CFU/100 mL	200	283.2	86400	-	94,247.6
5439000	2/20/2009	70.4	70.4	0.2732	19.23	3209	27.1995%	Fecal		CFU/100 mL	200	283.2	86400	-	94,113.9
5439000	1/22/2012	70.4	70.4	0.2732	19.23	3209	27.1995%	Fecal		CFU/100 mL	200	283.2	86400	-	94,113.9
5439000	1/31/2017	70.4	70.4	0.2732	19.23	3209	27.1995%	Fecal		CFU/100 mL	200	283.2	86400	-	94,113.9
5439000	6/10/2020	70.4	70.4	0.2732	19.23	3209	27.1995%	Fecal		CFU/100 mL	200	283.2	86400	-	94,113.9
5439000	7/11/2015	70.2	70.2	0.2732	19.18	3213	27.2334%	Fecal		CFU/100 mL	200	283.2	86400	-	93,846.6
5439000	2/8/2017	70.2	70.2	0.2732	19.18	3213	27.2334%	Fecal		CFU/100 mL	200	283.2	86400	-	93,846.6
5439000	4/13/2020	70.2	70.2	0.2732	19.18	3213	27.2334%	Fecal		CFU/100 mL	200	283.2	86400	-	93,846.6
5439000	4/20/2002	70.1	70.1	0.2732	19.15	3216	27.2589%	Fecal		CFU/100 mL	200	283.2	86400	-	93,712.9
5439000	3/1/2019	70.1	70.1	0.2732	19.15	3216	27.2589%	Fecal		CFU/100 mL	200	283.2	86400	-	93,712.9
5439000	4/10/2020	70.1	70.1	0.2732	19.15	3216	27.2589%	Fecal		CFU/100 mL	200	283.2	86400	-	93,712.9
5439000	3/31/1990	70	70	0.2732	19.12	3219	27.2843%	Fecal		CFU/100 mL	200	283.2	86400	-	93,579.2
5439000	4/1/1990	70	70	0.2732	19.12	3219	27.2843%	Fecal		CFU/100 mL	200	283.2	86400	-	93,579.2
5439000	4/17/1990	70	70	0.2732	19.12	3219	27.2843%	Fecal		CFU/100 mL	200	283.2	86400	-	93,579.2
5439000	5/31/1990	70	70	0.2732	19.12	3219	27.2843%	Fecal		CFU/100 mL	200	283.2	86400	-	93,579.2
5439000	8/19/1990	70	70	0.2732	19.12	3219	27.2843%	Fecal		CFU/100 mL	200	283.2	86400	-	93,579.2
5439000	2/21/1991	70	70	0.2732	19.12	3219	27.2843%	Fecal		CFU/100 mL	200	283.2	86400	-	93,579.2
5439000	12/7/1991	70	70	0.2732	19.12	3219	27.2843%	Fecal		CFU/100 mL	200	283.2	86400	-	93,579.2
5439000	1/18/1992	70	70	0.2732	19.12	3219	27.2843%	Fecal		CFU/100 mL	200	283.2	86400	-	93,579.2
5439000	11/9/1992	70	70	0.2732	19.12	3219	27.2843%	Fecal		CFU/100 mL	200	283.2	86400	-	93,579.2
5439000	12/27/1992	70	70	0.2732	19.12	3219	27.2843%	Fecal		CFU/100 mL	200	283.2	86400	-	93,579.2
5439000	1/15/1993	70	70	0.2732	19.12	3219	27.2843%	Fecal		CFU/100 mL	200	283.2	86400	-	93,579.2
5439000	10/5/1993	70	70	0.2732	19.12	3219	27.2843%	Fecal		CFU/100 mL	200	283.2	86400	-	93,579.2
5439000	10/9/1993	70	70	0.2732	19.12	3219	27.2843%	Fecal		CFU/100 mL	200	283.2	86400	-	93,579.2
5439000	3/25/1994	70	70	0.2732	19.12	3219	27.2843%	Fecal		CFU/100 mL	200	283.2	86400	-	93,579.2
5439000	1/7/1995	70	70	0.2732	19.12	3219	27.2843%	Fecal		CFU/100 mL	200	283.2	86400	-	93,579.2
5439000	1/25/1995	70	70	0.2732	19.12	3219	27.2843%	Fecal		CFU/100 mL	200	283.2	86400	-	93,579.2
5439000	2/19/1995	70	70	0.2732	19.12	3219	27.2843%	Fecal		CFU/100 mL	200	283.2	86400	-	93,579.2
5439000	5/5/1995	70	70	0.2732	19.12	3219	27.2843%	Fecal		CFU/100 mL	200	283.2	86400	-	93,579.2
5439000	3/25/1997	70	70	0.2732	19.12	3219	27.2843%	Fecal		CFU/100 mL	200	283.2	86400	-	93,579.2
5439000	3/29/1997	70	70	0.2732	19.12	3219	27.2843%	Fecal		CFU/100 mL	200	283.2	86400	-	93,579.2
5439000	4/16/1997	70	70	0.2732	19.12	3219	27.2843%	Fecal		CFU/100 mL	200	283.2	86400	-	93,579.2
5439000	5/2/1997	70	70	0.2732	19.12	3219	27.2843%	Fecal		CFU/100 mL	200	283.2	86400	-	93,579.2
5439000	7/10/1998	70	70	0.2732	19.12	3219	27.2843%	Fecal		CFU/100 mL	200	283.2	86400	-	93,579.2
5439000	5/31/1999	70	70	0.2732	19.12	3219	27.2843%	Fecal		CFU/100 mL	200	283.2	86400	-	93,579.2
5439000	3/11/2001	70	70	0.2732	19.12	3219	27.2843%	Fecal		CFU/100 mL	200	283.2	86400	-	93,579.2
5439000	5/6/2007	70	70	0.2732	19.12	3219	27.2843%	Fecal		CFU/100 mL	200	283.2	86400	-	93,579.2
5439000	4/24/2002	69.9	69.9	0.2732	19.10	3245	27.5047%	Fecal		CFU/100 mL	200	283.2	86400	-	93,445.5
5439000	7/11/2014	69.9	69.9	0.2732	19.10	3245	27.5047%	Fecal		CFU/100 mL	200	283.2	86400	-	93,445.5
5439000	4/30/2016	69.9	69.9	0.2732	19.10	3245	27.5047%	Fecal		CFU/100 mL	200	283.2	86400	-	93,445.5
5439000	12/12/2018	69.9	69.9	0.2732	19.10	3245	27.5047%	Fecal		CFU/100 mL	200	283.2	86400	-	93,445.5
5439000	10/3/2008	69.7	69.7	0.2732	19.04	3249	27.5386%	Fecal		CFU/100 mL	200	283.2	86400	-	93,178.1
5439000	4/12/2016	69.7	69.7	0.2732	19.04	3249	27.5386%	Fecal		CFU/100 mL	200	283.2	86400	-	93,178.1
5439000	2/9/2020	69.7	69.7	0.2732	19.04	3249	27.5386%	Fecal		CFU/100 mL	200	283.2	86400	-	93,178.1
5439000	2/5/2005	69.6	69.6	0.2732	19.01	3252	27.5640%	Fecal		CFU/100 mL	200	283.2	86400	-	93,044.5
5439000	6/18/2008	69.6	69.6	0.2732	19.01	3252	27.5640%	Fecal		CFU/100 mL	200	283.2	86400	-	93,044.5
5439000	12/27/2011	69.5	69.5	0.2732	18.99	3254	27.5809%	Fecal		CFU/100 mL	200	283.2	86400	-	92,910.8
5439000	5/14/2012	69.5	69.5	0.2732	18.99	3254	27.5809%	Fecal		CFU/100 mL	200	283.2	86400	-	92,910.8
5439000	3/8/2017	69.5	69.5	0.2732	18.99	3254	27.5809%	Fecal		CFU/100 mL	200	283.2	86400	-	92,910.8
5439000	12/9/2019	69.5	69.5	0.2732	18.99	3254	27.5809%	Fecal		CFU/100 mL	200	283.2	86400	-	92,910.8
5439000	7/4/2015	69.4	69.4	0.2732	18.96	3258	27.6148%	Fecal		CFU/100 mL	200	283.2	86400	-	92,777.1
5439000	12/8/2019	69.4	69.4	0.2732	18.96	3258	27.6148%	Fecal		CFU/100 mL	200	283.2	86400	-	92,777.1
5439000	10/24/1993	69.3	69.3	0.2732	18.93	3260	27.6318%	Fecal		CFU/100 mL	200	283.2	86400	-	92,643.4
5439000	1/3/2007	69.3	69.3	0.2732	18.93	3260	27.6318%	Fecal		CFU/100 mL	200	283.2	86400	-	92,643.4
5439000	7/28/2007	69.3	69.3	0.2732	18.93	3260	27.6318%	Fecal		CFU/100 mL	200	283.2	86400	-	92,643.4
5439000	4/7/2004	69.2	69.2	0.2732	18.90	3263	27.6572%	Fecal		CFU/100 mL	200	283.2	86400	-	92,509.7
5439000	1/8/2009	69.2	69.2	0.2732	18.90	3263	27.6572%	Fecal		CFU/100 mL	200	283.2	86400	-	92,509.7
5439000	7/12/2010	69.2	69.2	0.2732	18.90	3263	27.6572%	Fecal		CFU/100 mL	200	283.2	86400	-	92,509.7
5439000	7/5/2018	69.2	69.2	0.2732	18.90	3263	27.6572%	Fecal		CFU/100 mL	200	283.2	86400	-	92,509.7
5439000	11/15/2019	69.2	69.2	0.2732	18.90	3263	27.6572%	Fecal		CFU/100 mL	200	283.2	86400	-	92,509.7
5439000	11/17/2019	69.2	69.2	0.2732	18.90	3263	27.6572%	Fecal		CFU/100 mL	200	283.2	86400	-	92,509.7
5439000	4/18/2020	69.2	69.2	0.2732	18.90	3263	27.6572%	Fecal		CFU/100 mL	200	283.2	86400	-	92,509.7
5439000	1/2/2007	69.1	69.1	0.2732	18.88	3270	27.7166%	Fecal		CFU/100 mL	200	283.2	86400	-	92,376.0
5439000	6/25/2019	69.1	69.1	0.2732	18.88	3270	27.7166%	Fecal		CFU/100 mL	200	283.2	86400	-	92,376.0
5439000	7/6/2021	69.1	69.1	0.2732	18.88	3270	27.7166%	Fecal		CFU/100 mL	200	283.2	86400	-	92,376.0
5439000	6/21/1990	69	69	0.2732	18.85	3273	27.7420%	Fecal		CFU/100 mL	200	283.2	86400	-	92,242.3
5439000	8/5/1990	69	69	0.2732	18.85	3273	27.7420%	Fecal		CFU/100 mL	200	283.2	86400	-	92,242.3
5439000	4/8/1991	69	69	0.2732	18.85	3273	27.7420%	Fecal		CFU/100 mL	200	283.2	86400	-	92,242.3
5439000	12/15/1996	69	69	0.2732	18.85	3273	27.7420%	Fecal		CFU/100 mL	200	283.2	86400	-	92,242.3

Gage ID	Date	Discharge (CFS)	Gage Discharge (less Surrogate NPDES) (CFS)	Watershed Area Ratio	Calculated flow (CFS)	Rank	Flow Exceedance %	Parameter	Results	Units (mg or micro_gram	Limit/Standard	100mL/CF	sec/day	Actual Load (million colonies/day)	Allowable Load (million colonies/day)
5439000	6/26/1997	69	69	0.2732	18.85	3273	27.7420%	Fecal		CFU/100 mL	200	283.2	86400	-	92,242.3
5439000	2/22/1998	69	69	0.2732	18.85	3273	27.7420%	Fecal		CFU/100 mL	200	283.2	86400	-	92,242.3
5439000	2/26/1998	69	69	0.2732	18.85	3273	27.7420%	Fecal		CFU/100 mL	200	283.2	86400	-	92,242.3
5439000	5/27/1998	69	69	0.2732	18.85	3273	27.7420%	Fecal		CFU/100 mL	200	283.2	86400	-	92,242.3
5439000	6/23/1998	69	69	0.2732	18.85	3273	27.7420%	Fecal		CFU/100 mL	200	283.2	86400	-	92,242.3
5439000	3/24/1999	69	69	0.2732	18.85	3273	27.7420%	Fecal		CFU/100 mL	200	283.2	86400	-	92,242.3
5439000	5/27/1999	69	69	0.2732	18.85	3273	27.7420%	Fecal		CFU/100 mL	200	283.2	86400	-	92,242.3
5439000	5/28/1999	69	69	0.2732	18.85	3273	27.7420%	Fecal		CFU/100 mL	200	283.2	86400	-	92,242.3
5439000	4/10/2001	69	69	0.2732	18.85	3273	27.7420%	Fecal		CFU/100 mL	200	283.2	86400	-	92,242.3
5439000	3/4/2004	69	69	0.2732	18.85	3273	27.7420%	Fecal		CFU/100 mL	200	283.2	86400	-	92,242.3
5439000	7/27/2010	69	69	0.2732	18.85	3273	27.7420%	Fecal		CFU/100 mL	200	283.2	86400	-	92,242.3
5439000	6/5/2015	69	69	0.2732	18.85	3273	27.7420%	Fecal		CFU/100 mL	200	283.2	86400	-	92,242.3
5439000	6/18/2013	68.9	68.9	0.2732	18.82	3289	27.8776%	Fecal		CFU/100 mL	200	283.2	86400	-	92,108.7
5439000	6/22/2016	68.9	68.9	0.2732	18.82	3289	27.8776%	Fecal		CFU/100 mL	200	283.2	86400	-	92,108.7
5439000	6/7/2007	68.8	68.8	0.2732	18.79	3291	27.8946%	Fecal		CFU/100 mL	200	283.2	86400	-	91,975.0
5439000	7/10/2013	68.8	68.8	0.2732	18.79	3291	27.8946%	Fecal		CFU/100 mL	200	283.2	86400	-	91,975.0
5439000	6/3/2017	68.8	68.8	0.2732	18.79	3291	27.8946%	Fecal		CFU/100 mL	200	283.2	86400	-	91,975.0
5439000	5/7/2007	68.7	68.7	0.2732	18.77	3294	27.9200%	Fecal		CFU/100 mL	200	283.2	86400	-	91,841.3
5439000	10/15/2014	68.7	68.7	0.2732	18.77	3294	27.9200%	Fecal		CFU/100 mL	200	283.2	86400	-	91,841.3
5439000	4/20/2019	68.7	68.7	0.2732	18.77	3294	27.9200%	Fecal		CFU/100 mL	200	283.2	86400	-	91,841.3
5439000	6/28/2006	68.6	68.6	0.2732	18.74	3297	27.9454%	Fecal		CFU/100 mL	200	283.2	86400	-	91,707.6
5439000	5/27/2010	68.4	68.4	0.2732	18.69	3298	27.9539%	Fecal		CFU/100 mL	200	283.2	86400	-	91,440.2
5439000	3/10/2016	68.4	68.4	0.2732	18.69	3298	27.9539%	Fecal		CFU/100 mL	200	283.2	86400	-	91,440.2
5439000	4/5/2022	128	128	0.1459	18.68	3300	27.9708%	Fecal		CFU/100 mL	200	283.2	86400	-	91,412.0
5439000	12/18/1993	68.2	68.2	0.2732	18.63	3301	27.9793%	Fecal		CFU/100 mL	200	283.2	86400	-	91,172.9
5439000	4/4/2010	68.2	68.2	0.2732	18.63	3301	27.9793%	Fecal		CFU/100 mL	200	283.2	86400	-	91,172.9
5439000	4/16/2011	68.2	68.2	0.2732	18.63	3301	27.9793%	Fecal		CFU/100 mL	200	283.2	86400	-	91,172.9
5439000	4/7/2014	68.2	68.2	0.2732	18.63	3301	27.9793%	Fecal		CFU/100 mL	200	283.2	86400	-	91,172.9
5439000	6/23/2004	68.1	68.1	0.2732	18.60	3305	28.0132%	Fecal		CFU/100 mL	200	283.2	86400	-	91,039.2
5439000	1/7/2010	68.1	68.1	0.2732	18.60	3305	28.0132%	Fecal		CFU/100 mL	200	283.2	86400	-	91,039.2
5439000	10/6/2018	68.1	68.1	0.2732	18.60	3305	28.0132%	Fecal		CFU/100 mL	200	283.2	86400	-	91,039.2
5439000	4/12/2020	68.1	68.1	0.2732	18.60	3305	28.0132%	Fecal		CFU/100 mL	200	283.2	86400	-	91,039.2
5439000	4/20/1990	68	68	0.2732	18.58	3309	28.0471%	Fecal		CFU/100 mL	200	283.2	86400	-	90,905.5
5439000	4/21/1990	68	68	0.2732	18.58	3309	28.0471%	Fecal		CFU/100 mL	200	283.2	86400	-	90,905.5
5439000	6/1/1990	68	68	0.2732	18.58	3309	28.0471%	Fecal		CFU/100 mL	200	283.2	86400	-	90,905.5
5439000	12/18/1991	68	68	0.2732	18.58	3309	28.0471%	Fecal		CFU/100 mL	200	283.2	86400	-	90,905.5
5439000	2/21/1992	68	68	0.2732	18.58	3309	28.0471%	Fecal		CFU/100 mL	200	283.2	86400	-	90,905.5
5439000	2/3/1993	68	68	0.2732	18.58	3309	28.0471%	Fecal		CFU/100 mL	200	283.2	86400	-	90,905.5
5439000	2/8/1993	68	68	0.2732	18.58	3309	28.0471%	Fecal		CFU/100 mL	200	283.2	86400	-	90,905.5
5439000	3/19/1995	68	68	0.2732	18.58	3309	28.0471%	Fecal		CFU/100 mL	200	283.2	86400	-	90,905.5
5439000	6/13/1995	68	68	0.2732	18.58	3309	28.0471%	Fecal		CFU/100 mL	200	283.2	86400	-	90,905.5
5439000	3/17/1997	68	68	0.2732	18.58	3309	28.0471%	Fecal		CFU/100 mL	200	283.2	86400	-	90,905.5
5439000	3/26/1997	68	68	0.2732	18.58	3309	28.0471%	Fecal		CFU/100 mL	200	283.2	86400	-	90,905.5
5439000	3/27/1997	68	68	0.2732	18.58	3309	28.0471%	Fecal		CFU/100 mL	200	283.2	86400	-	90,905.5
5439000	3/28/1997	68	68	0.2732	18.58	3309	28.0471%	Fecal		CFU/100 mL	200	283.2	86400	-	90,905.5
5439000	4/17/1997	68	68	0.2732	18.58	3309	28.0471%	Fecal		CFU/100 mL	200	283.2	86400	-	90,905.5
5439000	5/18/1997	68	68	0.2732	18.58	3309	28.0471%	Fecal		CFU/100 mL	200	283.2	86400	-	90,905.5
5439000	6/12/1997	68	68	0.2732	18.58	3309	28.0471%	Fecal		CFU/100 mL	200	283.2	86400	-	90,905.5
5439000	1/14/1998	68	68	0.2732	18.58	3309	28.0471%	Fecal		CFU/100 mL	200	283.2	86400	-	90,905.5
5439000	12/12/1998	68	68	0.2732	18.58	3309	28.0471%	Fecal		CFU/100 mL	200	283.2	86400	-	90,905.5
5439000	6/26/1999	68	68	0.2732	18.58	3309	28.0471%	Fecal		CFU/100 mL	200	283.2	86400	-	90,905.5
5439000	3/2/2000	68	68	0.2732	18.58	3309	28.0471%	Fecal		CFU/100 mL	200	283.2	86400	-	90,905.5
5439000	5/15/2000	68	68	0.2732	18.58	3309	28.0471%	Fecal		CFU/100 mL	200	283.2	86400	-	90,905.5
5439000	6/8/2000	68	68	0.2732	18.58	3309	28.0471%	Fecal		CFU/100 mL	200	283.2	86400	-	90,905.5
5439000	7/8/2000	68	68	0.2732	18.58	3309	28.0471%	Fecal		CFU/100 mL	200	283.2	86400	-	90,905.5
5439000	11/9/2000	68	68	0.2732	18.58	3309	28.0471%	Fecal		CFU/100 mL	200	283.2	86400	-	90,905.5
5439000	6/13/2001	68	68	0.2732	18.58	3309	28.0471%	Fecal		CFU/100 mL	200	283.2	86400	-	90,905.5
5439000	12/4/2006	68	68	0.2732	18.58	3309	28.0471%	Fecal		CFU/100 mL	200	283.2	86400	-	90,905.5
5439000	7/18/2020	68	68	0.2732	18.58	3309	28.0471%	Fecal		CFU/100 mL	200	283.2	86400	-	90,905.5
5439000	12/7/2019	67.9	67.9	0.2732	18.55	3336	28.2760%	Fecal		CFU/100 mL	200	283.2	86400	-	90,771.8
5439000	5/28/2007	67.8	67.8	0.2732	18.52	3337	28.2845%	Fecal		CFU/100 mL	200	283.2	86400	-	90,638.1
5439000	10/30/2017	67.8	67.8	0.2732	18.52	3337	28.2845%	Fecal		CFU/100 mL	200	283.2	86400	-	90,638.1
5439000	4/28/2004	67.7	67.7	0.2732	18.49	3339	28.3014%	Fecal		CFU/100 mL	200	283.2	86400	-	90,504.4
5439000	4/19/2007	67.7	67.7	0.2732	18.49	3339	28.3014%	Fecal		CFU/100 mL	200	283.2	86400	-	90,504.4
5439000	12/12/2015	67.7	67.7	0.2732	18.49	3339	28.3014%	Fecal		CFU/100 mL	200	283.2	86400	-	90,504.4
5439000	5/9/2018	67.7	67.7	0.2732	18.49	3339	28.3014%	Fecal		CFU/100 mL	200	283.2	86400	-	90,504.4
5439000	4/1/2021	67.7	67.7	0.2732	18.49	3339	28.3014%	Fecal		CFU/100 mL	200	283.2	86400	-	90,504.4
5439000	2/10/2020	67.6	67.6	0.2732	18.47	3344	28.3438%	Fecal		CFU/100 mL	200	283.2	86400	-	90,370.8
5439000	3/3/2020	67.6	67.6	0.2732	18.47	3344	28.3438%	Fecal		CFU/100 mL	200	283.2	86400	-	90,370.8
5439000	4/11/2020	67.6	67.6	0.2732	18.47	3344	28.3438%	Fecal		CFU/100 mL	200	283.2	86400	-	90,370.8
5439000	5/12/2021	67.6	67.6	0.2732	18.47	3344	28.3438%	Fecal		CFU/100 mL	200	283.2	86400	-	90,370.8
5439000	4/23/2008	67.5	67.5	0.2732	18.44	3348	28.3777%	Fecal		CFU/100 mL	200	283.2	86400	-	90,237.1
5439000	5/9/2011	67.5	67.5	0.2732	18.44	3348	28.3777%	Fecal		CFU/100 mL	200	283.2	86400	-	90,237.1
5439000	6/20/2016	67.5	67.5	0.2732	18.44	3348	28.3777%	Fecal		CFU/100 mL	200	283.2	86400	-	90,237.1
5439000	11/13/2008	67.4	67.4	0.2732	18.41	3351	28.4031%	Fecal		CFU/100 mL	200	283.2	86400	-	90,103.4
5439000	5/11/2013	67.4	67.4	0.2732	18.41	3351	28.4031%	Fecal		CFU/100 mL	200	283.2	86400	-	90,103.4
5439000	3/1/2004	67.3	67.3	0.2732	18.38	3353	28.4201%	Fecal		CFU/100 mL	200	283.2	86400	-	89,969.7
5439000	4/24/2008	67.3	67.3	0.2732	18.38	3353	28.4201%	Fecal		CFU/100 mL	200	283.2	86400	-	89,969.7
5439000	11/12/2009	67.3	67.3	0.2732	18.38	3353	28.4201%	Fecal		CFU/100 mL	200	283.2	86400	-	89,969.7
5439000	11/16/2019	67.3	67.3	0.2732	18.38	3353	28.4201%	Fecal		CFU/100 mL	200	283.2	86400	-	89,969.7
5439000	4/15/2021	67.3	67.3	0.2732	18.38	3353	28.4201%	Fecal		CFU/100 mL	200	283.2	86400	-	89,969.7
5439000	12/21/1993	67.2	67.2	0.2732	18.36	3358	28.4625%	Fecal		CFU/100 mL	200	283.2	86400	-	89,836.0
5439000	3/2/1994	67.2	67.2	0.2732	18.36	3358	28.4625%	Fecal		CFU/100 mL	200	283.2	86400	-	89,836.0
5439000	3/19/2011	67.2	67.2	0.2732	18.36	3358	28.4625%	Fecal		CFU/100 mL	200	283.2	86400	-	89,836.0
5439000	4/10/2007	67.1	67.1	0.2732	18.33	3361	28.4879%	Fecal		CFU/100 mL	200	283.2	86400	-	89,702.3
5439000	4/26/2008	67.1	67.1	0.2732	18.33	3361	28.4879%	Fecal		CFU/100 mL	200	283.2	86400	-	89,702.3
5439000	1/9/2009	67.1	67.1	0.2732	18.33	3361	28.4879%	Fecal		CFU/100 mL	200	283.2	86400	-	89,702.3
5439000	2/1/2010	67.1	67.1	0.2732	18.33	3361	28.4879%	Fecal		CFU/100 mL	200	283.2	86400	-	89,702.3
5439000	3/16/2012	67.1	67.1	0.2732	18.33	3361	28.4879%	Fecal		CFU/100 mL	200	283.2	86400	-	89,702.3
5439000	7/5/2019	67.1	67.1	0.2732	18.33	3361	28.4879%	Fecal		CFU/100 mL	200	283.2	86400	-	89,702.3
5439000	6/2/1990	67	67	0.2732	18.30	3367	28.5387%	Fecal		CFU/100 mL	200	283.2	86400	-	89,568.7
5439000	6/26/1990	67	67	0.2732	18.30	3367	28.5387%	Fecal		CFU/100 mL	200	283.2	86400	-	89,568.7
5439000	4/29/1991	67	67	0.2732	18.30	3367	28.5387%	Fecal		CFU/100 mL	200	283.2	86400	-	89,568.7
5439000	5/10/1991	67	67	0.2732	18.30	3367	28.5387%	Fecal		CFU/100 mL	200	283.2	86400	-	89,568.7
5439000	6/10/1991	67	67	0.2732	18.30	3367	28.5387%	Fecal		CFU/100 mL	200	283.2	86400	-	89,568.7
5439000	1/20/1993	67	67	0.2732	18.30	3367	28.5387%	Fecal		CFU/100 mL	200	283.2	86400	-	89,568.7
5439000	12/2/1994	67	67	0.2732	18.30	3367	28.5387%	Fecal		CFU/100 mL	200	283.2	86400	-	89,568.7
5439000	3/20/1995	67	67	0.2732	18.30	3367	28.5387%	Fecal		CFU/100 mL	200	283.2	86400	-	89,568.7
5439000	3/31/1995	67	67	0.2732	18.30	3367	28.5387%	Fecal		CFU/100 mL	200	283.2	86400	-	89,568.7
5439000	6/16/1995	67	67	0.2732	18.30	3367	28.5387%	Fecal		CFU/100 mL	200	283.2	86400	-	89,568.7
5439000	8/15/1995	67	67	0.2732	18.30	3367	28.5387%	Fecal		CFU/100 mL	200	283.2	86400	-	89,568.7
5439000	5/15/1997	67	67	0.2732	18.30	3367	28.5387%	Fecal		CFU/100 mL	200	283.2	86400	-	89,568.7
5439000	2/24/1998	67	67	0.2732	18.30	3367	28.5387%	Fecal		CFU/100 mL	200	283.2	86400	-	89,568.7
5439000	3/5/1998	67	67	0.2732	18.30	3367	28.5387%	Fecal		CFU/100 mL	200	283.2	86400	-	89,568.7
5439000	7/6/1998	67	67	0.2732	18.30	3367	28.5387%	Fecal		CFU/100 mL	200	283.2	86400	-	89,568.7
5439000	11/15/1998	67	67	0.2732	18.30	3367	28.5387%	Fecal		CFU/100 mL	200	283.2	86400	-	89,568.7
5439000	4/28/2000	67	67	0.2732	18.30	3367	28.5387%	Fecal		CFU/100 mL	200	283.2	86400	-	89,568.7
5439000	4/22/2001	67	67	0.2732	18.30	3367	28.5387%	Fecal		CFU/100 mL	200	283.2	86400	-	89,568.7
5439000	6/29/2009	67	67	0.2732	18.30	3367	28.5387%	Fecal		CFU/100 mL	200	283.2	86400	-	89,568.7
5439000	3/9/2005	66.9	66.9	0.2732	18.28	3386	28.6998%	Fecal		CFU/100 mL	200	283.2	86400	-	89,435.0
5439000	2/28/2012	66.9	66.9	0.2732	18.28	3386	28.6998%	Fecal		CFU/100 mL	200	283.2	86400	-	89,435.0
5439000	4/20/2015	66.9	66.9	0.2732	18.28	3386	28.6998%	Fecal		CFU/100 mL	200	283.2	86400	-	89,435.0
5439000	6/7/2016	66.9	66.9	0.2732	18.28	3386	28.6998%	Fecal		CFU/100 mL	200	283.2	86400	-	89,435.0
5439000	1/8/2007	66.8	66.8	0.2732	18.25	3390	28.7337%	Fecal		CFU/100 mL	200	283.2	86400	-	89,301.3
5439000	7/24/2011	66.8	66.8	0.2732	18.25	3390	28.7337%	Fecal		CFU/100 mL	200	283.2	86400	-	89,301.3
5439000	4/15/2015	66.8	66.8	0.2732	18.25	3390	28.7337%	Fecal		CFU/100 mL	200	283.2	86400	-	89,301.3
5439000	3/7/2019	66.8	66.8	0.2732	18.25	3390	28.7337%	Fecal		CFU/100 mL	200	283.2	86400	-	89,301.3
5439000	12/26/2011	66.7	66.7	0.2732	18.22	3394	28.7676%	Fecal		CFU/100 mL	200	283.2	86400	-	89,167.6
5439000	6/18/2017	66.7	66.7	0.2732	18.22	3394	28.7676%	Fecal		CFU/100 mL	200	283.2	86400	-	89,167.6
5439000	1/27/2019	66.7	66.7	0.2732	18.22	3394	28.7676%	Fecal		CFU/100 mL	200	283.2	86400	-	89,167.6
5439000	12/5/2006	66.5	66.5	0.2732	18.17	3397	28.7930%	Fecal		CFU/100 mL	200	283.2	86400	-	88,900.2
5439000	12/8/2011	66.5	66.5	0.2732	18.17	3397	28.7930%	Fecal		CFU/100 mL	200	283.2	86400	-	88,900.2
5439000	6/15/2014	66.5	66.5	0.2732	18.17	3397	28.7930%	Fecal		CFU/100 mL	200	283.2	86400	-	88,900.2
5439000	6/5/2020	66.5	66.5	0.2732	18.17	3397	28.7930%	Fecal		CFU/100 mL	200	283.2	86400	-	88,900.2
5439000	5/24/2010	66.4	66.4	0.2732	18.14	3401	28.8269%	Fecal		CFU/100 mL	200	283.2	86400	-	88,766.5
5439000	2/13/2013	66.4	66.4	0.2732	18.14	3401	28.8269%	Fecal		CFU/100 mL	200	283.2	86400	-	88,766.5

Gage ID	Date	Discharge (CFS)	Gage Discharge (less Surrogate NPDES) (CFS)	Watershed Area Ratio	Calculated flow (CFS)	Rank	Flow Exceedance %	Parameter	Results	Units (mg or micro_gram	Limit/Standard	100mL/CF	sec/day	Actual Load (million colonies/day)	Allowable Load (million colonies/day)
5439000	1/10/2020	66.4	66.4	0.2732	18.14	3401	28.8269%	Fecal		CFU/100 mL	200	283.2	86400	-	88,766.5
5439000	5/30/2003	66.3	66.3	0.2732	18.11	3404	28.8523%	Fecal		CFU/100 mL	200	283.2	86400	-	88,632.9
5439000	7/26/2007	66.3	66.3	0.2732	18.11	3404	28.8523%	Fecal		CFU/100 mL	200	283.2	86400	-	88,632.9
5439000	4/13/2016	66.3	66.3	0.2732	18.11	3404	28.8523%	Fecal		CFU/100 mL	200	283.2	86400	-	88,632.9
5439000	2/15/2020	66.3	66.3	0.2732	18.11	3404	28.8523%	Fecal		CFU/100 mL	200	283.2	86400	-	88,632.9
5439000	5/12/2020	66.3	66.3	0.2732	18.11	3404	28.8523%	Fecal		CFU/100 mL	200	283.2	86400	-	88,632.9
5439000	2/22/2005	66.2	66.2	0.2732	18.08	3409	28.8947%	Fecal		CFU/100 mL	200	283.2	86400	-	88,499.2
5439000	3/29/2011	66.2	66.2	0.2732	18.08	3409	28.8947%	Fecal		CFU/100 mL	200	283.2	86400	-	88,499.2
5439000	5/10/2011	66.2	66.2	0.2732	18.08	3409	28.8947%	Fecal		CFU/100 mL	200	283.2	86400	-	88,499.2
5439000	7/6/2019	66.2	66.2	0.2732	18.08	3409	28.8947%	Fecal		CFU/100 mL	200	283.2	86400	-	88,499.2
5439000	5/9/2010	66.1	66.1	0.2732	18.06	3413	28.9286%	Fecal		CFU/100 mL	200	283.2	86400	-	88,365.5
5439000	7/21/2015	66.1	66.1	0.2732	18.06	3413	28.9286%	Fecal		CFU/100 mL	200	283.2	86400	-	88,365.5
5439000	4/2/1990	66	66	0.2732	18.03	3415	28.9456%	Fecal		CFU/100 mL	200	283.2	86400	-	88,231.8
5439000	4/22/1990	66	66	0.2732	18.03	3415	28.9456%	Fecal		CFU/100 mL	200	283.2	86400	-	88,231.8
5439000	12/23/1990	66	66	0.2732	18.03	3415	28.9456%	Fecal		CFU/100 mL	200	283.2	86400	-	88,231.8
5439000	12/6/1991	66	66	0.2732	18.03	3415	28.9456%	Fecal		CFU/100 mL	200	283.2	86400	-	88,231.8
5439000	3/15/1992	66	66	0.2732	18.03	3415	28.9456%	Fecal		CFU/100 mL	200	283.2	86400	-	88,231.8
5439000	4/11/1992	66	66	0.2732	18.03	3415	28.9456%	Fecal		CFU/100 mL	200	283.2	86400	-	88,231.8
5439000	4/26/1992	66	66	0.2732	18.03	3415	28.9456%	Fecal		CFU/100 mL	200	283.2	86400	-	88,231.8
5439000	5/16/1993	66	66	0.2732	18.03	3415	28.9456%	Fecal		CFU/100 mL	200	283.2	86400	-	88,231.8
5439000	5/17/1993	66	66	0.2732	18.03	3415	28.9456%	Fecal		CFU/100 mL	200	283.2	86400	-	88,231.8
5439000	6/15/1995	66	66	0.2732	18.03	3415	28.9456%	Fecal		CFU/100 mL	200	283.2	86400	-	88,231.8
5439000	11/18/1995	66	66	0.2732	18.03	3415	28.9456%	Fecal		CFU/100 mL	200	283.2	86400	-	88,231.8
5439000	11/19/1995	66	66	0.2732	18.03	3415	28.9456%	Fecal		CFU/100 mL	200	283.2	86400	-	88,231.8
5439000	5/17/1996	66	66	0.2732	18.03	3415	28.9456%	Fecal		CFU/100 mL	200	283.2	86400	-	88,231.8
5439000	8/18/1996	66	66	0.2732	18.03	3415	28.9456%	Fecal		CFU/100 mL	200	283.2	86400	-	88,231.8
5439000	4/19/1997	66	66	0.2732	18.03	3415	28.9456%	Fecal		CFU/100 mL	200	283.2	86400	-	88,231.8
5439000	5/22/1997	66	66	0.2732	18.03	3415	28.9456%	Fecal		CFU/100 mL	200	283.2	86400	-	88,231.8
5439000	2/23/1998	66	66	0.2732	18.03	3415	28.9456%	Fecal		CFU/100 mL	200	283.2	86400	-	88,231.8
5439000	5/29/1998	66	66	0.2732	18.03	3415	28.9456%	Fecal		CFU/100 mL	200	283.2	86400	-	88,231.8
5439000	12/6/1998	66	66	0.2732	18.03	3415	28.9456%	Fecal		CFU/100 mL	200	283.2	86400	-	88,231.8
5439000	3/3/1999	66	66	0.2732	18.03	3415	28.9456%	Fecal		CFU/100 mL	200	283.2	86400	-	88,231.8
5439000	7/22/1999	66	66	0.2732	18.03	3415	28.9456%	Fecal		CFU/100 mL	200	283.2	86400	-	88,231.8
5439000	7/15/2000	66	66	0.2732	18.03	3415	28.9456%	Fecal		CFU/100 mL	200	283.2	86400	-	88,231.8
5439000	3/30/2001	66	66	0.2732	18.03	3415	28.9456%	Fecal		CFU/100 mL	200	283.2	86400	-	88,231.8
5439000	3/31/2001	66	66	0.2732	18.03	3415	28.9456%	Fecal		CFU/100 mL	200	283.2	86400	-	88,231.8
5439000	4/5/2001	66	66	0.2732	18.03	3415	28.9456%	Fecal		CFU/100 mL	200	283.2	86400	-	88,231.8
5439000	4/23/2001	66	66	0.2732	18.03	3415	28.9456%	Fecal		CFU/100 mL	200	283.2	86400	-	88,231.8
5439000	1/17/2005	66	66	0.2732	18.03	3415	28.9456%	Fecal		CFU/100 mL	200	283.2	86400	-	88,231.8
5439000	12/3/2006	66	66	0.2732	18.03	3415	28.9456%	Fecal		CFU/100 mL	200	283.2	86400	-	88,231.8
5439000	6/4/2017	66	66	0.2732	18.03	3415	28.9456%	Fecal		CFU/100 mL	200	283.2	86400	-	88,231.8
5439000	4/27/2002	65.9	65.9	0.2732	18.00	3444	29.1914%	Fecal		CFU/100 mL	200	283.2	86400	-	88,098.1
5439000	11/3/2016	65.8	65.8	0.2732	17.98	3445	29.1999%	Fecal		CFU/100 mL	200	283.2	86400	-	87,964.4
5439000	1/22/2020	65.8	65.8	0.2732	17.98	3445	29.1999%	Fecal		CFU/100 mL	200	283.2	86400	-	87,964.4
5439000	4/25/2020	65.8	65.8	0.2732	17.98	3445	29.1999%	Fecal		CFU/100 mL	200	283.2	86400	-	87,964.4
5439000	11/28/2011	65.7	65.7	0.2732	17.95	3448	29.2253%	Fecal		CFU/100 mL	200	283.2	86400	-	87,830.8
5439000	2/27/2020	65.7	65.7	0.2732	17.95	3448	29.2253%	Fecal		CFU/100 mL	200	283.2	86400	-	87,830.8
5439000	6/20/2002	65.6	65.6	0.2732	17.92	3450	29.2422%	Fecal		CFU/100 mL	200	283.2	86400	-	87,697.1
5439000	6/27/2020	65.6	65.6	0.2732	17.92	3450	29.2422%	Fecal		CFU/100 mL	200	283.2	86400	-	87,697.1
5439000	1/7/2007	65.5	65.5	0.2732	17.89	3452	29.2592%	Fecal		CFU/100 mL	200	283.2	86400	-	87,563.4
5439000	3/26/2015	65.5	65.5	0.2732	17.89	3452	29.2592%	Fecal		CFU/100 mL	200	283.2	86400	-	87,563.4
5439000	11/22/2017	65.5	65.5	0.2732	17.89	3452	29.2592%	Fecal		CFU/100 mL	200	283.2	86400	-	87,563.4
5439000	8/14/1994	65.4	65.4	0.2732	17.87	3455	29.2846%	Fecal		CFU/100 mL	200	283.2	86400	-	87,429.7
5439000	3/19/2002	65.4	65.4	0.2732	17.87	3455	29.2846%	Fecal		CFU/100 mL	200	283.2	86400	-	87,429.7
5439000	12/30/2011	65.3	65.3	0.2732	17.84	3457	29.3016%	Fecal		CFU/100 mL	200	283.2	86400	-	87,296.0
5439000	4/3/2019	65.3	65.3	0.2732	17.84	3457	29.3016%	Fecal		CFU/100 mL	200	283.2	86400	-	87,296.0
5439000	6/9/2020	65.3	65.3	0.2732	17.84	3457	29.3016%	Fecal		CFU/100 mL	200	283.2	86400	-	87,296.0
5439000	2/22/2008	65.2	65.2	0.2732	17.81	3460	29.3270%	Fecal		CFU/100 mL	200	283.2	86400	-	87,162.3
5439000	8/23/2011	65.2	65.2	0.2732	17.81	3460	29.3270%	Fecal		CFU/100 mL	200	283.2	86400	-	87,162.3
5439000	12/2/2009	65.1	65.1	0.2732	17.78	3462	29.3440%	Fecal		CFU/100 mL	200	283.2	86400	-	87,028.6
5439000	8/1/2017	65.1	65.1	0.2732	17.78	3462	29.3440%	Fecal		CFU/100 mL	200	283.2	86400	-	87,028.6
5439000	12/31/1990	65	65	0.2732	17.76	3464	29.3609%	Fecal		CFU/100 mL	200	283.2	86400	-	86,895.0
5439000	2/23/1992	65	65	0.2732	17.76	3464	29.3609%	Fecal		CFU/100 mL	200	283.2	86400	-	86,895.0
5439000	3/2/1992	65	65	0.2732	17.76	3464	29.3609%	Fecal		CFU/100 mL	200	283.2	86400	-	86,895.0
5439000	3/29/1992	65	65	0.2732	17.76	3464	29.3609%	Fecal		CFU/100 mL	200	283.2	86400	-	86,895.0
5439000	4/15/1992	65	65	0.2732	17.76	3464	29.3609%	Fecal		CFU/100 mL	200	283.2	86400	-	86,895.0
5439000	12/10/1992	65	65	0.2732	17.76	3464	29.3609%	Fecal		CFU/100 mL	200	283.2	86400	-	86,895.0
5439000	1/16/1993	65	65	0.2732	17.76	3464	29.3609%	Fecal		CFU/100 mL	200	283.2	86400	-	86,895.0
5439000	1/26/1995	65	65	0.2732	17.76	3464	29.3609%	Fecal		CFU/100 mL	200	283.2	86400	-	86,895.0
5439000	11/21/1995	65	65	0.2732	17.76	3464	29.3609%	Fecal		CFU/100 mL	200	283.2	86400	-	86,895.0
5439000	12/14/1996	65	65	0.2732	17.76	3464	29.3609%	Fecal		CFU/100 mL	200	283.2	86400	-	86,895.0
5439000	5/23/1997	65	65	0.2732	17.76	3464	29.3609%	Fecal		CFU/100 mL	200	283.2	86400	-	86,895.0
5439000	5/28/1997	65	65	0.2732	17.76	3464	29.3609%	Fecal		CFU/100 mL	200	283.2	86400	-	86,895.0
5439000	2/8/1998	65	65	0.2732	17.76	3464	29.3609%	Fecal		CFU/100 mL	200	283.2	86400	-	86,895.0
5439000	5/28/1998	65	65	0.2732	17.76	3464	29.3609%	Fecal		CFU/100 mL	200	283.2	86400	-	86,895.0
5439000	6/24/1998	65	65	0.2732	17.76	3464	29.3609%	Fecal		CFU/100 mL	200	283.2	86400	-	86,895.0
5439000	10/23/1998	65	65	0.2732	17.76	3464	29.3609%	Fecal		CFU/100 mL	200	283.2	86400	-	86,895.0
5439000	2/20/1999	65	65	0.2732	17.76	3464	29.3609%	Fecal		CFU/100 mL	200	283.2	86400	-	86,895.0
5439000	2/28/1999	65	65	0.2732	17.76	3464	29.3609%	Fecal		CFU/100 mL	200	283.2	86400	-	86,895.0
5439000	3/29/2010	65	65	0.2732	17.76	3464	29.3609%	Fecal		CFU/100 mL	200	283.2	86400	-	86,895.0
5439000	1/31/2013	65	65	0.2732	17.76	3464	29.3609%	Fecal		CFU/100 mL	200	283.2	86400	-	86,895.0
5439000	3/22/2013	65	65	0.2732	17.76	3464	29.3609%	Fecal		CFU/100 mL	200	283.2	86400	-	86,895.0
5439000	2/19/2018	65	65	0.2732	17.76	3464	29.3609%	Fecal		CFU/100 mL	200	283.2	86400	-	86,895.0
5439000	1/20/2019	65	65	0.2732	17.76	3464	29.3609%	Fecal		CFU/100 mL	200	283.2	86400	-	86,895.0
5439000	6/28/2019	65	65	0.2732	17.76	3464	29.3609%	Fecal		CFU/100 mL	200	283.2	86400	-	86,895.0
5439000	6/25/2011	64.9	64.9	0.2732	17.73	3488	29.5643%	Fecal		CFU/100 mL	200	283.2	86400	-	86,761.3
5439000	3/31/2021	64.9	64.9	0.2732	17.73	3488	29.5643%	Fecal		CFU/100 mL	200	283.2	86400	-	86,761.3
5439000	5/13/2018	64.8	64.8	0.2732	17.70	3490	29.5813%	Fecal		CFU/100 mL	200	283.2	86400	-	86,627.6
5439000	3/1/1994	64.7	64.7	0.2732	17.67	3491	29.5898%	Fecal		CFU/100 mL	200	283.2	86400	-	86,493.9
5439000	3/10/2005	64.7	64.7	0.2732	17.67	3491	29.5898%	Fecal		CFU/100 mL	200	283.2	86400	-	86,493.9
5439000	10/11/2008	64.7	64.7	0.2732	17.67	3491	29.5898%	Fecal		CFU/100 mL	200	283.2	86400	-	86,493.9
5439000	1/1/2012	64.7	64.7	0.2732	17.67	3491	29.5898%	Fecal		CFU/100 mL	200	283.2	86400	-	86,493.9
5439000	4/23/2002	64.6	64.6	0.2732	17.65	3495	29.6237%	Fecal		CFU/100 mL	200	283.2	86400	-	86,360.2
5439000	5/29/2003	64.6	64.6	0.2732	17.65	3495	29.6237%	Fecal		CFU/100 mL	200	283.2	86400	-	86,360.2
5439000	4/12/2011	64.6	64.6	0.2732	17.65	3495	29.6237%	Fecal		CFU/100 mL	200	283.2	86400	-	86,360.2
5439000	7/2/2019	64.6	64.6	0.2732	17.65	3495	29.6237%	Fecal		CFU/100 mL	200	283.2	86400	-	86,360.2
5439000	4/8/2004	64.5	64.5	0.2732	17.62	3499	29.6576%	Fecal		CFU/100 mL	200	283.2	86400	-	86,226.5
5439000	5/20/2008	64.5	64.5	0.2732	17.62	3499	29.6576%	Fecal		CFU/100 mL	200	283.2	86400	-	86,226.5
5439000	6/9/2015	64.5	64.5	0.2732	17.62	3499	29.6576%	Fecal		CFU/100 mL	200	283.2	86400	-	86,226.5
5439000	7/8/2016	64.5	64.5	0.2732	17.62	3499	29.6576%	Fecal		CFU/100 mL	200	283.2	86400	-	86,226.5
5439000	3/11/2018	64.5	64.5	0.2732	17.62	3499	29.6576%	Fecal		CFU/100 mL	200	283.2	86400	-	86,226.5
5439000	3/20/2002	64.4	64.4	0.2732	17.59	3504	29.6999%	Fecal		CFU/100 mL	200	283.2	86400	-	86,092.9
5439000	9/12/2007	64.4	64.4	0.2732	17.59	3504	29.6999%	Fecal		CFU/100 mL	200	283.2	86400	-	86,092.9
5439000	4/17/2010	64.4	64.4	0.2732	17.59	3504	29.6999%	Fecal		CFU/100 mL	200	283.2	86400	-	86,092.9
5439000	5/11/2011	64.4	64.4	0.2732	17.59	3504	29.6999%	Fecal		CFU/100 mL	200	283.2	86400	-	86,092.9
5439000	3/31/2013	64.4	64.4	0.2732	17.59	3504	29.6999%	Fecal		CFU/100 mL	200	283.2	86400	-	86,092.9
5439000	3/1/2005	64.3	64.3	0.2732	17.57	3509	29.7423%	Fecal		CFU/100 mL	200	283.2	86400	-	85,959.2
5439000	1/4/2012	64.3	64.3	0.2732	17.57	3509	29.7423%	Fecal		CFU/100 mL	200	283.2	86400	-	85,959.2
5439000	2/7/2012	64.3	64.3	0.2732	17.57	3509	29.7423%	Fecal		CFU/100 mL	200	283.2	86400	-	85,959.2
5439000	4/15/2019	64.3	64.3	0.2732	17.57	3509	29.7423%	Fecal		CFU/100 mL	200	283.2	86400	-	85,959.2
5439000	2/27/2002	64.1	64.1	0.2732	17.51	3513	29.7762%	Fecal		CFU/100 mL	200	283.2	86400	-	85,691.8
5439000	5/19/2006	64.1	64.1	0.2732	17.51	3513	29.7762%	Fecal		CFU/100 mL	200	283.2	86400	-	85,691.8
5439000	11/1/2008	64.1	64.1	0.2732	17.51	3513	29.7762%	Fecal		CFU/100 mL	200	283.2	86400	-	85,691.8
5439000	7/25/2016	64.1	64.1	0.2732	17.51	3513	29.7762%	Fecal		CFU/100 mL	200	283.2	86400	-	85,691.8
5439000	2/17/2019	64.1	64.1	0.2732	17.51	3513	29.7762%	Fecal		CFU/100 mL	200	283.2	86400	-	85,691.8
5439000	4/23/2019	64.1	64.1	0.2732	17.51	3513	29.7762%	Fecal		CFU/100 mL	200	283.2	86400	-	85,691.8
5439000	4/23/1990	64	64	0.2732	17.48	3519	29.8271%	Fecal		CFU/100 mL	200	283.2	86400	-	85,558.1
5439000	2/13/1991	64	64	0.2732	17.48	3519	29.8271%	Fecal		CFU/100 mL	200	283.2	86400	-	85,558.1
5439000	4/28/1991	64	64	0.2732	17.48	3519	29.8271%	Fecal		CFU/100 mL	200	283.2	86400	-	85,558.1
5439000	1/19/1992	64	64	0.2732	17.48	3519	29.8271%	Fecal		CFU/100 mL	200	283.2	86400	-	85,558.1
5439000	3/24/1992	64	64	0.2732	17.48	3519	29.8271%	Fecal		CFU/100 mL	200	283.2	86400	-	85,558.1
5439000	8/26/1993	64	64	0.2732	17.48	3519	29.8271%	Fecal		CFU/100 mL	200	283.2	86400	-	85,558.1
5439000	7/3/1994	64	64	0.2732	17.48	3519	29.8271%	Fecal		CFU/100 mL	200	283.2	86400	-	85,558.1
5439000	11/3/1994	64	64	0.2732	17.48	3519	29.8271%	Fecal		CFU/100 mL	200	283.2	86400	-	85,558.1
5439000	3/6/1998	64	64	0.2732	17.48	3519	29.8271%	Fecal		CFU/100 mL	200	283.2	86400	-	85,558.1
5439000	3/10/1999	64	64	0.2732	17.48	3519	29.8271%	Fecal		CFU/100 mL	200	283.2	86400	-	85,558.1

Gage ID	Date	Discharge (CFS)	Gage Discharge (less Surrogate NPDES) (CFS)	Watershed Area Ratio	Calculated flow (CFS)	Rank	Flow Exceedance %	Parameter	Results	Units (mg or micro_gram	Limit/Standard	100mL/CF	sec/day	Actual Load (million colonies/day)	Allowable Load (million colonies/day)
5439000	5/29/1999	64	64	0.2732	17.48	3519	29.8271%	Fecal		CFU/100 mL	200	283.2	86400	-	85,558.1
5439000	1/17/2008	64	64	0.2732	17.48	3519	29.8271%	Fecal		CFU/100 mL	200	283.2	86400	-	85,558.1
5439000	5/7/2018	64	64	0.2732	17.48	3519	29.8271%	Fecal		CFU/100 mL	200	283.2	86400	-	85,558.1
5439000	7/6/2018	64	64	0.2732	17.48	3519	29.8271%	Fecal		CFU/100 mL	200	283.2	86400	-	85,558.1
5439000	1/24/2019	64	64	0.2732	17.48	3519	29.8271%	Fecal		CFU/100 mL	200	283.2	86400	-	85,558.1
5439000	4/19/2020	64	64	0.2732	17.48	3519	29.8271%	Fecal		CFU/100 mL	200	283.2	86400	-	85,558.1
5439000	3/28/2014	63.9	63.9	0.2732	17.46	3535	29.9627%	Fecal		CFU/100 mL	200	283.2	86400	-	85,424.4
5439000	7/12/2015	63.9	63.9	0.2732	17.46	3535	29.9627%	Fecal		CFU/100 mL	200	283.2	86400	-	85,424.4
5439000	5/28/2018	63.9	63.9	0.2732	17.46	3535	29.9627%	Fecal		CFU/100 mL	200	283.2	86400	-	85,424.4
5439000	11/13/2009	63.8	63.8	0.2732	17.43	3538	29.9881%	Fecal		CFU/100 mL	200	283.2	86400	-	85,290.7
5439000	6/3/2013	63.8	63.8	0.2732	17.43	3538	29.9881%	Fecal		CFU/100 mL	200	283.2	86400	-	85,290.7
5439000	3/23/2016	63.7	63.7	0.2732	17.40	3540	30.0051%	Fecal		CFU/100 mL	200	283.2	86400	-	85,157.1
5439000	1/8/2020	63.7	63.7	0.2732	17.40	3540	30.0051%	Fecal		CFU/100 mL	200	283.2	86400	-	85,157.1
5439000	1/8/2010	63.6	63.6	0.2732	17.37	3542	30.0220%	Fecal		CFU/100 mL	200	283.2	86400	-	85,023.4
5439000	12/31/2011	63.6	63.6	0.2732	17.37	3542	30.0220%	Fecal		CFU/100 mL	200	283.2	86400	-	85,023.4
5439000	4/8/2019	63.6	63.6	0.2732	17.37	3542	30.0220%	Fecal		CFU/100 mL	200	283.2	86400	-	85,023.4
5439000	5/13/2020	63.6	63.6	0.2732	17.37	3542	30.0220%	Fecal		CFU/100 mL	200	283.2	86400	-	85,023.4
5439000	3/30/2021	63.6	63.6	0.2732	17.37	3542	30.0220%	Fecal		CFU/100 mL	200	283.2	86400	-	85,023.4
5439000	4/30/2006	63.5	63.5	0.2732	17.35	3547	30.0644%	Fecal		CFU/100 mL	200	283.2	86400	-	84,889.7
5439000	8/30/2009	63.5	63.5	0.2732	17.35	3547	30.0644%	Fecal		CFU/100 mL	200	283.2	86400	-	84,889.7
5439000	6/26/2019	63.5	63.5	0.2732	17.35	3547	30.0644%	Fecal		CFU/100 mL	200	283.2	86400	-	84,889.7
5439000	2/25/2004	63.4	63.4	0.2732	17.32	3550	30.0898%	Fecal		CFU/100 mL	200	283.2	86400	-	84,756.0
5439000	2/10/2005	63.4	63.4	0.2732	17.32	3550	30.0898%	Fecal		CFU/100 mL	200	283.2	86400	-	84,756.0
5439000	5/17/2014	63.4	63.4	0.2732	17.32	3550	30.0898%	Fecal		CFU/100 mL	200	283.2	86400	-	84,756.0
5439000	6/1/2018	63.4	63.4	0.2732	17.32	3550	30.0898%	Fecal		CFU/100 mL	200	283.2	86400	-	84,756.0
5439000	5/26/2003	63.3	63.3	0.2732	17.29	3554	30.1237%	Fecal		CFU/100 mL	200	283.2	86400	-	84,622.3
5439000	6/24/2004	63.3	63.3	0.2732	17.29	3554	30.1237%	Fecal		CFU/100 mL	200	283.2	86400	-	84,622.3
5439000	7/18/2014	63.3	63.3	0.2732	17.29	3554	30.1237%	Fecal		CFU/100 mL	200	283.2	86400	-	84,622.3
5439000	4/14/2016	63.3	63.3	0.2732	17.29	3554	30.1237%	Fecal		CFU/100 mL	200	283.2	86400	-	84,622.3
5439000	7/18/2021	63.3	63.3	0.2732	17.29	3554	30.1237%	Fecal		CFU/100 mL	200	283.2	86400	-	84,622.3
5439000	5/13/2006	63.2	63.2	0.2732	17.26	3559	30.1661%	Fecal		CFU/100 mL	200	283.2	86400	-	84,488.6
5439000	2/2/2010	63.2	63.2	0.2732	17.26	3559	30.1661%	Fecal		CFU/100 mL	200	283.2	86400	-	84,488.6
5439000	12/3/2011	63.2	63.2	0.2732	17.26	3559	30.1661%	Fecal		CFU/100 mL	200	283.2	86400	-	84,488.6
5439000	5/15/2012	63.2	63.2	0.2732	17.26	3559	30.1661%	Fecal		CFU/100 mL	200	283.2	86400	-	84,488.6
5439000	4/16/2015	63.2	63.2	0.2732	17.26	3559	30.1661%	Fecal		CFU/100 mL	200	283.2	86400	-	84,488.6
5439000	6/27/2016	63.2	63.2	0.2732	17.26	3559	30.1661%	Fecal		CFU/100 mL	200	283.2	86400	-	84,488.6
5439000	4/23/2004	63.1	63.1	0.2732	17.24	3565	30.2170%	Fecal		CFU/100 mL	200	283.2	86400	-	84,355.0
5439000	1/26/2007	63.1	63.1	0.2732	17.24	3565	30.2170%	Fecal		CFU/100 mL	200	283.2	86400	-	84,355.0
5439000	11/19/2008	63.1	63.1	0.2732	17.24	3565	30.2170%	Fecal		CFU/100 mL	200	283.2	86400	-	84,355.0
5439000	3/29/2014	63.1	63.1	0.2732	17.24	3565	30.2170%	Fecal		CFU/100 mL	200	283.2	86400	-	84,355.0
5439000	6/9/2016	63.1	63.1	0.2732	17.24	3565	30.2170%	Fecal		CFU/100 mL	200	283.2	86400	-	84,355.0
5439000	12/3/2016	63.1	63.1	0.2732	17.24	3565	30.2170%	Fecal		CFU/100 mL	200	283.2	86400	-	84,355.0
5439000	6/17/2017	63.1	63.1	0.2732	17.24	3565	30.2170%	Fecal		CFU/100 mL	200	283.2	86400	-	84,355.0
5439000	1/31/2019	63.1	63.1	0.2732	17.24	3565	30.2170%	Fecal		CFU/100 mL	200	283.2	86400	-	84,355.0
5439000	4/17/2020	63.1	63.1	0.2732	17.24	3565	30.2170%	Fecal		CFU/100 mL	200	283.2	86400	-	84,355.0
5439000	2/25/2022	118	118	0.1459	17.22	3574	30.2933%	Fecal		CFU/100 mL	200	283.2	86400	-	84,270.4
5439000	2/24/1990	63	63	0.2732	17.21	3575	30.3017%	Fecal		CFU/100 mL	200	283.2	86400	-	84,221.3
5439000	4/4/1990	63	63	0.2732	17.21	3575	30.3017%	Fecal		CFU/100 mL	200	283.2	86400	-	84,221.3
5439000	5/11/1991	63	63	0.2732	17.21	3575	30.3017%	Fecal		CFU/100 mL	200	283.2	86400	-	84,221.3
5439000	6/15/1991	63	63	0.2732	17.21	3575	30.3017%	Fecal		CFU/100 mL	200	283.2	86400	-	84,221.3
5439000	1/10/1992	63	63	0.2732	17.21	3575	30.3017%	Fecal		CFU/100 mL	200	283.2	86400	-	84,221.3
5439000	3/16/1992	63	63	0.2732	17.21	3575	30.3017%	Fecal		CFU/100 mL	200	283.2	86400	-	84,221.3
5439000	3/17/1992	63	63	0.2732	17.21	3575	30.3017%	Fecal		CFU/100 mL	200	283.2	86400	-	84,221.3
5439000	3/27/1992	63	63	0.2732	17.21	3575	30.3017%	Fecal		CFU/100 mL	200	283.2	86400	-	84,221.3
5439000	11/8/1992	63	63	0.2732	17.21	3575	30.3017%	Fecal		CFU/100 mL	200	283.2	86400	-	84,221.3
5439000	7/8/1993	63	63	0.2732	17.21	3575	30.3017%	Fecal		CFU/100 mL	200	283.2	86400	-	84,221.3
5439000	3/28/1994	63	63	0.2732	17.21	3575	30.3017%	Fecal		CFU/100 mL	200	283.2	86400	-	84,221.3
5439000	3/27/1995	63	63	0.2732	17.21	3575	30.3017%	Fecal		CFU/100 mL	200	283.2	86400	-	84,221.3
5439000	4/25/1995	63	63	0.2732	17.21	3575	30.3017%	Fecal		CFU/100 mL	200	283.2	86400	-	84,221.3
5439000	5/6/1995	63	63	0.2732	17.21	3575	30.3017%	Fecal		CFU/100 mL	200	283.2	86400	-	84,221.3
5439000	6/14/1995	63	63	0.2732	17.21	3575	30.3017%	Fecal		CFU/100 mL	200	283.2	86400	-	84,221.3
5439000	6/17/1995	63	63	0.2732	17.21	3575	30.3017%	Fecal		CFU/100 mL	200	283.2	86400	-	84,221.3
5439000	11/3/1995	63	63	0.2732	17.21	3575	30.3017%	Fecal		CFU/100 mL	200	283.2	86400	-	84,221.3
5439000	12/17/1996	63	63	0.2732	17.21	3575	30.3017%	Fecal		CFU/100 mL	200	283.2	86400	-	84,221.3
5439000	5/1/1997	63	63	0.2732	17.21	3575	30.3017%	Fecal		CFU/100 mL	200	283.2	86400	-	84,221.3
5439000	2/9/1998	63	63	0.2732	17.21	3575	30.3017%	Fecal		CFU/100 mL	200	283.2	86400	-	84,221.3
5439000	11/16/1998	63	63	0.2732	17.21	3575	30.3017%	Fecal		CFU/100 mL	200	283.2	86400	-	84,221.3
5439000	3/2/1999	63	63	0.2732	17.21	3575	30.3017%	Fecal		CFU/100 mL	200	283.2	86400	-	84,221.3
5439000	6/27/1999	63	63	0.2732	17.21	3575	30.3017%	Fecal		CFU/100 mL	200	283.2	86400	-	84,221.3
5439000	3/3/2000	63	63	0.2732	17.21	3575	30.3017%	Fecal		CFU/100 mL	200	283.2	86400	-	84,221.3
5439000	5/16/2000	63	63	0.2732	17.21	3575	30.3017%	Fecal		CFU/100 mL	200	283.2	86400	-	84,221.3
5439000	4/1/2001	63	63	0.2732	17.21	3575	30.3017%	Fecal		CFU/100 mL	200	283.2	86400	-	84,221.3
5439000	6/15/2001	63	63	0.2732	17.21	3575	30.3017%	Fecal		CFU/100 mL	200	283.2	86400	-	84,221.3
5439000	5/15/2006	63	63	0.2732	17.21	3575	30.3017%	Fecal		CFU/100 mL	200	283.2	86400	-	84,221.3
5439000	3/9/2017	63	63	0.2732	17.21	3575	30.3017%	Fecal		CFU/100 mL	200	283.2	86400	-	84,221.3
5439000	5/8/2007	62.9	62.9	0.2732	17.18	3604	30.5476%	Fecal		CFU/100 mL	200	283.2	86400	-	84,087.6
5439000	8/20/2011	62.9	62.9	0.2732	17.18	3604	30.5476%	Fecal		CFU/100 mL	200	283.2	86400	-	84,087.6
5439000	1/25/2012	62.9	62.9	0.2732	17.18	3604	30.5476%	Fecal		CFU/100 mL	200	283.2	86400	-	84,087.6
5439000	1/31/2012	62.9	62.9	0.2732	17.18	3604	30.5476%	Fecal		CFU/100 mL	200	283.2	86400	-	84,087.6
5439000	3/17/2012	62.9	62.9	0.2732	17.18	3604	30.5476%	Fecal		CFU/100 mL	200	283.2	86400	-	84,087.6
5439000	1/14/2019	62.9	62.9	0.2732	17.18	3604	30.5476%	Fecal		CFU/100 mL	200	283.2	86400	-	84,087.6
5439000	3/3/2019	62.9	62.9	0.2732	17.18	3604	30.5476%	Fecal		CFU/100 mL	200	283.2	86400	-	84,087.6
5439000	6/27/2019	62.9	62.9	0.2732	17.18	3604	30.5476%	Fecal		CFU/100 mL	200	283.2	86400	-	84,087.6
5439000	6/6/2015	62.8	62.8	0.2732	17.16	3612	30.6154%	Fecal		CFU/100 mL	200	283.2	86400	-	83,953.9
5439000	6/5/2017	62.8	62.8	0.2732	17.16	3612	30.6154%	Fecal		CFU/100 mL	200	283.2	86400	-	83,953.9
5439000	2/7/2016	62.7	62.7	0.2732	17.13	3614	30.6323%	Fecal		CFU/100 mL	200	283.2	86400	-	83,820.2
5439000	3/13/2016	62.7	62.7	0.2732	17.13	3614	30.6323%	Fecal		CFU/100 mL	200	283.2	86400	-	83,820.2
5439000	1/29/2019	62.7	62.7	0.2732	17.13	3614	30.6323%	Fecal		CFU/100 mL	200	283.2	86400	-	83,820.2
5439000	4/28/2008	62.6	62.6	0.2732	17.10	3617	30.6577%	Fecal		CFU/100 mL	200	283.2	86400	-	83,686.5
5439000	6/11/2015	62.6	62.6	0.2732	17.10	3617	30.6577%	Fecal		CFU/100 mL	200	283.2	86400	-	83,686.5
5439000	4/21/2019	62.6	62.6	0.2732	17.10	3617	30.6577%	Fecal		CFU/100 mL	200	283.2	86400	-	83,686.5
5439000	7/22/2019	62.6	62.6	0.2732	17.10	3617	30.6577%	Fecal		CFU/100 mL	200	283.2	86400	-	83,686.5
5439000	4/1/2022	117	117	0.1459	17.07	3621	30.6916%	Fecal		CFU/100 mL	200	283.2	86400	-	83,556.3
5439000	12/28/1993	62.5	62.5	0.2732	17.07	3622	30.7001%	Fecal		CFU/100 mL	200	283.2	86400	-	83,552.9
5439000	5/10/2002	62.5	62.5	0.2732	17.07	3622	30.7001%	Fecal		CFU/100 mL	200	283.2	86400	-	83,552.9
5439000	12/27/2018	62.5	62.5	0.2732	17.07	3622	30.7001%	Fecal		CFU/100 mL	200	283.2	86400	-	83,552.9
5439000	4/2/2021	62.5	62.5	0.2732	17.07	3622	30.7001%	Fecal		CFU/100 mL	200	283.2	86400	-	83,552.9
5439000	12/3/1993	62.4	62.4	0.2732	17.05	3626	30.7340%	Fecal		CFU/100 mL	200	283.2	86400	-	83,419.2
5439000	11/6/2008	62.4	62.4	0.2732	17.05	3626	30.7340%	Fecal		CFU/100 mL	200	283.2	86400	-	83,419.2
5439000	9/8/2020	62.4	62.4	0.2732	17.05	3626	30.7340%	Fecal		CFU/100 mL	200	283.2	86400	-	83,419.2
5439000	3/20/2015	62.3	62.3	0.2732	17.02	3629	30.7595%	Fecal		CFU/100 mL	200	283.2	86400	-	83,285.5
5439000	6/6/2020	62.3	62.3	0.2732	17.02	3629	30.7595%	Fecal		CFU/100 mL	200	283.2	86400	-	83,285.5
5439000	3/30/2011	62.2	62.2	0.2732	16.99	3631	30.7764%	Fecal		CFU/100 mL	200	283.2	86400	-	83,151.8
5439000	4/15/2016	62.2	62.2	0.2732	16.99	3631	30.7764%	Fecal		CFU/100 mL	200	283.2	86400	-	83,151.8
5439000	9/1/2016	62.2	62.2	0.2732	16.99	3631	30.7764%	Fecal		CFU/100 mL	200	283.2	86400	-	83,151.8
5439000	3/4/2020	62.2	62.2	0.2732	16.99	3631	30.7764%	Fecal		CFU/100 mL	200	283.2	86400	-	83,151.8
5439000	3/4/1994	62.1	62.1	0.2732	16.96	3635	30.8103%	Fecal		CFU/100 mL	200	283.2	86400	-	83,018.1
5439000	5/4/2006	62.1	62.1	0.2732	16.96	3635	30.8103%	Fecal		CFU/100 mL	200	283.2	86400	-	83,018.1
5439000	6/21/2016	62.1	62.1	0.2732	16.96	3635	30.8103%	Fecal		CFU/100 mL	200	283.2	86400	-	83,018.1
5439000	11/23/2017	62.1	62.1	0.2732	16.96	3635	30.8103%	Fecal		CFU/100 mL	200	283.2	86400	-	83,018.1
5439000	11/24/2017	62.1	62.1	0.2732	16.96	3635	30.8103%	Fecal		CFU/100 mL	200	283.2	86400	-	83,018.1
5439000	1/21/2019	62.1	62.1	0.2732	16.96	3635	30.8103%	Fecal		CFU/100 mL	200	283.2	86400	-	83,018.1
5439000	2/11/2020	62.1	62.1	0.2732	16.96	3635	30.8103%	Fecal		CFU/100 mL	200	283.2	86400	-	83,018.1
5439000	2/18/1990	62	62	0.2732	16.94	3642	30.8696%	Fecal		CFU/100 mL	200	283.2	86400	-	82,884.4
5439000	7/23/1990	62	62	0.2732	16.94	3642	30.8696%	Fecal		CFU/100 mL	200	283.2	86400	-	82,884.4
5439000	11/10/1990	62	62	0.2732	16.94	3642	30.8696%	Fecal		CFU/100 mL	200	283.2	86400	-	82,884.4
5439000	12/24/1990	62	62	0.2732	16.94	3642	30.8696%	Fecal		CFU/100 mL	200	283.2	86400	-	82,884.4
5439000	3/16/1991	62	62	0.2732	16.94	3642	30.8696%	Fecal		CFU/100 mL	200	283.2	86400	-	82,884.4
5439000	4/30/1991	62	62	0.2732	16.94	3642	30.8696%	Fecal		CFU/100 mL	200	283.2	86400	-	82,884.4
5439000	12/19/1991	62	62	0.2732	16.94	3642	30.8696%	Fecal		CFU/100 mL	200	283.2	86400	-	82,884.4
5439000	4/27/1992	62	62	0.2732	16.94	3642	30.8696%	Fecal		CFU/100 mL	200	283.2	86400	-	82,884.4
5439000	12/9/1992	62	62	0.2732	16.94	3642	30.8696%	Fecal		CFU/100 mL	200	283.2	86400	-	82,884.4
5439000	5/18/1993	62	62	0.2732	16.94	3642	30.8696%	Fecal		CFU/100 mL	200	283.2	86400	-	82,884.4
5439000	8/2/1993	62	62	0.2732	16.94	3642	30.8696%	Fecal		CFU/100 mL	200	283.2	86400	-	82,884.4
5439000	3/21/1995	62	62	0.2732	16.94	3642	30.8696%	Fecal		CFU/100 mL	200	283.2	86400	-	82,884.4
5439000	4/1/1995	62	62	0.2732	16.94	3642	30.8696%	Fecal		CFU/100 mL	200	283.2	86400	-	82,884.4

Gage ID	Date	Discharge (CFS)	Gage Discharge (less Surrogate NPDES) (CFS)	Watershed Area Ratio	Calculated flow (CFS)	Rank	Flow Exceedance %	Parameter	Results	Units (mg or micro_gram	Limit/Standard	100mL/CF	sec/day	Actual Load (million colonies/day)	Allowable Load (million colonies/day)
5439000	8/17/1996	62	62	0.2732	16.94	3642	30.8696%	Fecal		CFU/100 mL	200	283.2	86400	-	82,884.4
5439000	3/18/1997	62	62	0.2732	16.94	3642	30.8696%	Fecal		CFU/100 mL	200	283.2	86400	-	82,884.4
5439000	12/13/1998	62	62	0.2732	16.94	3642	30.8696%	Fecal		CFU/100 mL	200	283.2	86400	-	82,884.4
5439000	5/30/1999	62	62	0.2732	16.94	3642	30.8696%	Fecal		CFU/100 mL	200	283.2	86400	-	82,884.4
5439000	7/9/2000	62	62	0.2732	16.94	3642	30.8696%	Fecal		CFU/100 mL	200	283.2	86400	-	82,884.4
5439000	6/14/2001	62	62	0.2732	16.94	3642	30.8696%	Fecal		CFU/100 mL	200	283.2	86400	-	82,884.4
5439000	12/28/2007	62	62	0.2732	16.94	3642	30.8696%	Fecal		CFU/100 mL	200	283.2	86400	-	82,884.4
5439000	8/8/2010	62	62	0.2732	16.94	3642	30.8696%	Fecal		CFU/100 mL	200	283.2	86400	-	82,884.4
5439000	3/27/2015	62	62	0.2732	16.94	3642	30.8696%	Fecal		CFU/100 mL	200	283.2	86400	-	82,884.4
5439000	1/23/2016	62	62	0.2732	16.94	3642	30.8696%	Fecal		CFU/100 mL	200	283.2	86400	-	82,884.4
5439000	2/6/2016	62	62	0.2732	16.94	3642	30.8696%	Fecal		CFU/100 mL	200	283.2	86400	-	82,884.4
5439000	6/8/2016	62	62	0.2732	16.94	3642	30.8696%	Fecal		CFU/100 mL	200	283.2	86400	-	82,884.4
5439000	10/21/2017	62	62	0.2732	16.94	3642	30.8696%	Fecal		CFU/100 mL	200	283.2	86400	-	82,884.4
5439000	11/28/2018	62	62	0.2732	16.94	3642	30.8696%	Fecal		CFU/100 mL	200	283.2	86400	-	82,884.4
5439000	3/3/1994	61.9	61.9	0.2732	16.91	3669	31.0985%	Fecal		CFU/100 mL	200	283.2	86400	-	82,750.7
5439000	1/17/2007	61.9	61.9	0.2732	16.91	3669	31.0985%	Fecal		CFU/100 mL	200	283.2	86400	-	82,750.7
5439000	4/7/2019	61.9	61.9	0.2732	16.91	3669	31.0985%	Fecal		CFU/100 mL	200	283.2	86400	-	82,750.7
5439000	4/5/2021	61.9	61.9	0.2732	16.91	3669	31.0985%	Fecal		CFU/100 mL	200	283.2	86400	-	82,750.7
5439000	6/26/2011	61.8	61.8	0.2732	16.88	3673	31.1324%	Fecal		CFU/100 mL	200	283.2	86400	-	82,617.1
5439000	4/18/2014	61.8	61.8	0.2732	16.88	3673	31.1324%	Fecal		CFU/100 mL	200	283.2	86400	-	82,617.1
5439000	7/5/2015	61.8	61.8	0.2732	16.88	3673	31.1324%	Fecal		CFU/100 mL	200	283.2	86400	-	82,617.1
5439000	4/5/2019	61.8	61.8	0.2732	16.88	3673	31.1324%	Fecal		CFU/100 mL	200	283.2	86400	-	82,617.1
5439000	1/25/2020	61.8	61.8	0.2732	16.88	3673	31.1324%	Fecal		CFU/100 mL	200	283.2	86400	-	82,617.1
5439000	6/13/2021	61.8	61.8	0.2732	16.88	3673	31.1324%	Fecal		CFU/100 mL	200	283.2	86400	-	82,617.1
5439000	3/29/1994	61.7	61.7	0.2732	16.86	3679	31.1833%	Fecal		CFU/100 mL	200	283.2	86400	-	82,483.4
5439000	10/27/2001	61.7	61.7	0.2732	16.86	3679	31.1833%	Fecal		CFU/100 mL	200	283.2	86400	-	82,483.4
5439000	4/25/2002	61.7	61.7	0.2732	16.86	3679	31.1833%	Fecal		CFU/100 mL	200	283.2	86400	-	82,483.4
5439000	4/4/2011	61.7	61.7	0.2732	16.86	3679	31.1833%	Fecal		CFU/100 mL	200	283.2	86400	-	82,483.4
5439000	4/8/2014	61.7	61.7	0.2732	16.86	3679	31.1833%	Fecal		CFU/100 mL	200	283.2	86400	-	82,483.4
5439000	8/29/2018	61.7	61.7	0.2732	16.86	3679	31.1833%	Fecal		CFU/100 mL	200	283.2	86400	-	82,483.4
5439000	6/27/2011	61.6	61.6	0.2732	16.83	3685	31.2341%	Fecal		CFU/100 mL	200	283.2	86400	-	82,349.7
5439000	8/6/2014	61.6	61.6	0.2732	16.83	3685	31.2341%	Fecal		CFU/100 mL	200	283.2	86400	-	82,349.7
5439000	6/29/2019	61.6	61.6	0.2732	16.83	3685	31.2341%	Fecal		CFU/100 mL	200	283.2	86400	-	82,349.7
5439000	6/10/2015	61.5	61.5	0.2732	16.80	3688	31.2595%	Fecal		CFU/100 mL	200	283.2	86400	-	82,216.0
5439000	1/9/2020	61.5	61.5	0.2732	16.80	3688	31.2595%	Fecal		CFU/100 mL	200	283.2	86400	-	82,216.0
5439000	4/10/2022	115	115	0.1459	16.78	3690	31.2765%	Fecal		CFU/100 mL	200	283.2	86400	-	82,127.9
5439000	12/22/1993	61.4	61.4	0.2732	16.77	3691	31.2850%	Fecal		CFU/100 mL	200	283.2	86400	-	82,082.3
5439000	4/24/2004	61.4	61.4	0.2732	16.77	3691	31.2850%	Fecal		CFU/100 mL	200	283.2	86400	-	82,082.3
5439000	3/30/2010	61.4	61.4	0.2732	16.77	3691	31.2850%	Fecal		CFU/100 mL	200	283.2	86400	-	82,082.3
5439000	2/24/2005	61.3	61.3	0.2732	16.75	3694	31.3104%	Fecal		CFU/100 mL	200	283.2	86400	-	81,948.6
5439000	11/2/2008	61.2	61.2	0.2732	16.72	3695	31.3189%	Fecal		CFU/100 mL	200	283.2	86400	-	81,815.0
5439000	3/21/2015	61.2	61.2	0.2732	16.72	3695	31.3189%	Fecal		CFU/100 mL	200	283.2	86400	-	81,815.0
5439000	2/8/2016	61.2	61.2	0.2732	16.72	3695	31.3189%	Fecal		CFU/100 mL	200	283.2	86400	-	81,815.0
5439000	7/7/2019	61.2	61.2	0.2732	16.72	3695	31.3189%	Fecal		CFU/100 mL	200	283.2	86400	-	81,815.0
5439000	12/10/2019	61.2	61.2	0.2732	16.72	3695	31.3189%	Fecal		CFU/100 mL	200	283.2	86400	-	81,815.0
5439000	7/7/2021	61.2	61.2	0.2732	16.72	3695	31.3189%	Fecal		CFU/100 mL	200	283.2	86400	-	81,815.0
5439000	7/10/2003	61.1	61.1	0.2732	16.69	3701	31.3697%	Fecal		CFU/100 mL	200	283.2	86400	-	81,681.3
5439000	1/9/2010	61.1	61.1	0.2732	16.69	3701	31.3697%	Fecal		CFU/100 mL	200	283.2	86400	-	81,681.3
5439000	11/6/2017	61.1	61.1	0.2732	16.69	3701	31.3697%	Fecal		CFU/100 mL	200	283.2	86400	-	81,681.3
5439000	4/4/2019	61.1	61.1	0.2732	16.69	3701	31.3697%	Fecal		CFU/100 mL	200	283.2	86400	-	81,681.3
5439000	6/3/1990	61	61	0.2732	16.66	3705	31.4036%	Fecal		CFU/100 mL	200	283.2	86400	-	81,547.6
5439000	7/5/1990	61	61	0.2732	16.66	3705	31.4036%	Fecal		CFU/100 mL	200	283.2	86400	-	81,547.6
5439000	3/3/1992	61	61	0.2732	16.66	3705	31.4036%	Fecal		CFU/100 mL	200	283.2	86400	-	81,547.6
5439000	3/30/1992	61	61	0.2732	16.66	3705	31.4036%	Fecal		CFU/100 mL	200	283.2	86400	-	81,547.6
5439000	4/29/1992	61	61	0.2732	16.66	3705	31.4036%	Fecal		CFU/100 mL	200	283.2	86400	-	81,547.6
5439000	12/11/1992	61	61	0.2732	16.66	3705	31.4036%	Fecal		CFU/100 mL	200	283.2	86400	-	81,547.6
5439000	12/28/1992	61	61	0.2732	16.66	3705	31.4036%	Fecal		CFU/100 mL	200	283.2	86400	-	81,547.6
5439000	3/18/1993	61	61	0.2732	16.66	3705	31.4036%	Fecal		CFU/100 mL	200	283.2	86400	-	81,547.6
5439000	5/23/1993	61	61	0.2732	16.66	3705	31.4036%	Fecal		CFU/100 mL	200	283.2	86400	-	81,547.6
5439000	12/25/1993	61	61	0.2732	16.66	3705	31.4036%	Fecal		CFU/100 mL	200	283.2	86400	-	81,547.6
5439000	12/3/1994	61	61	0.2732	16.66	3705	31.4036%	Fecal		CFU/100 mL	200	283.2	86400	-	81,547.6
5439000	1/22/1995	61	61	0.2732	16.66	3705	31.4036%	Fecal		CFU/100 mL	200	283.2	86400	-	81,547.6
5439000	5/29/1997	61	61	0.2732	16.66	3705	31.4036%	Fecal		CFU/100 mL	200	283.2	86400	-	81,547.6
5439000	2/25/1998	61	61	0.2732	16.66	3705	31.4036%	Fecal		CFU/100 mL	200	283.2	86400	-	81,547.6
5439000	3/4/1999	61	61	0.2732	16.66	3705	31.4036%	Fecal		CFU/100 mL	200	283.2	86400	-	81,547.6
5439000	5/31/2012	61	61	0.2732	16.66	3705	31.4036%	Fecal		CFU/100 mL	200	283.2	86400	-	81,547.6
5439000	2/16/2020	61	61	0.2732	16.66	3705	31.4036%	Fecal		CFU/100 mL	200	283.2	86400	-	81,547.6
5439000	5/13/2021	61	61	0.2732	16.66	3705	31.4036%	Fecal		CFU/100 mL	200	283.2	86400	-	81,547.6
5439000	4/7/2002	60.9	60.9	0.2732	16.64	3723	31.5562%	Fecal		CFU/100 mL	200	283.2	86400	-	81,413.9
5439000	11/18/2008	60.9	60.9	0.2732	16.64	3723	31.5562%	Fecal		CFU/100 mL	200	283.2	86400	-	81,413.9
5439000	7/2/2010	60.9	60.9	0.2732	16.64	3723	31.5562%	Fecal		CFU/100 mL	200	283.2	86400	-	81,413.9
5439000	2/3/2017	60.9	60.9	0.2732	16.64	3723	31.5562%	Fecal		CFU/100 mL	200	283.2	86400	-	81,413.9
5439000	4/16/2021	60.9	60.9	0.2732	16.64	3723	31.5562%	Fecal		CFU/100 mL	200	283.2	86400	-	81,413.9
5439000	3/26/2022	114	114	0.1459	16.64	3728	31.5986%	Fecal		CFU/100 mL	200	283.2	86400	-	81,413.8
5439000	4/15/2022	114	114	0.1459	16.64	3728	31.5986%	Fecal		CFU/100 mL	200	283.2	86400	-	81,413.8
5439000	11/12/2008	60.8	60.8	0.2732	16.61	3730	31.6155%	Fecal		CFU/100 mL	200	283.2	86400	-	81,280.2
5439000	3/12/2018	60.8	60.8	0.2732	16.61	3730	31.6155%	Fecal		CFU/100 mL	200	283.2	86400	-	81,280.2
5439000	7/12/2021	60.8	60.8	0.2732	16.61	3730	31.6155%	Fecal		CFU/100 mL	200	283.2	86400	-	81,280.2
5439000	11/16/2011	60.7	60.7	0.2732	16.58	3733	31.6410%	Fecal		CFU/100 mL	200	283.2	86400	-	81,146.5
5439000	4/10/2013	60.6	60.6	0.2732	16.55	3734	31.6494%	Fecal		CFU/100 mL	200	283.2	86400	-	81,012.8
5439000	4/17/2015	60.6	60.6	0.2732	16.55	3734	31.6494%	Fecal		CFU/100 mL	200	283.2	86400	-	81,012.8
5439000	12/13/2018	60.6	60.6	0.2732	16.55	3734	31.6494%	Fecal		CFU/100 mL	200	283.2	86400	-	81,012.8
5439000	3/29/2002	60.5	60.5	0.2732	16.53	3737	31.6749%	Fecal		CFU/100 mL	200	283.2	86400	-	80,879.2
5439000	3/1/2021	60.5	60.5	0.2732	16.53	3737	31.6749%	Fecal		CFU/100 mL	200	283.2	86400	-	80,879.2
5439000	2/13/2008	60.3	60.3	0.2732	16.47	3739	31.6918%	Fecal		CFU/100 mL	200	283.2	86400	-	80,611.8
5439000	2/14/2013	60.3	60.3	0.2732	16.47	3739	31.6918%	Fecal		CFU/100 mL	200	283.2	86400	-	80,611.8
5439000	3/23/2021	60.3	60.3	0.2732	16.47	3739	31.6918%	Fecal		CFU/100 mL	200	283.2	86400	-	80,611.8
5439000	2/23/2005	60.2	60.2	0.2732	16.45	3742	31.7172%	Fecal		CFU/100 mL	200	283.2	86400	-	80,478.1
5439000	4/19/2006	60.2	60.2	0.2732	16.45	3742	31.7172%	Fecal		CFU/100 mL	200	283.2	86400	-	80,478.1
5439000	12/29/2011	60.2	60.2	0.2732	16.45	3742	31.7172%	Fecal		CFU/100 mL	200	283.2	86400	-	80,478.1
5439000	3/18/2012	60.2	60.2	0.2732	16.45	3742	31.7172%	Fecal		CFU/100 mL	200	283.2	86400	-	80,478.1
5439000	1/29/2013	60.2	60.2	0.2732	16.45	3742	31.7172%	Fecal		CFU/100 mL	200	283.2	86400	-	80,478.1
5439000	3/11/2016	60.2	60.2	0.2732	16.45	3742	31.7172%	Fecal		CFU/100 mL	200	283.2	86400	-	80,478.1
5439000	12/13/2003	60.1	60.1	0.2732	16.42	3748	31.7681%	Fecal		CFU/100 mL	200	283.2	86400	-	80,344.4
5439000	6/27/1990	60	60	0.2732	16.39	3749	31.7766%	Fecal		CFU/100 mL	200	283.2	86400	-	80,210.7
5439000	8/13/1990	60	60	0.2732	16.39	3749	31.7766%	Fecal		CFU/100 mL	200	283.2	86400	-	80,210.7
5439000	1/9/1992	60	60	0.2732	16.39	3749	31.7766%	Fecal		CFU/100 mL	200	283.2	86400	-	80,210.7
5439000	2/22/1992	60	60	0.2732	16.39	3749	31.7766%	Fecal		CFU/100 mL	200	283.2	86400	-	80,210.7
5439000	7/16/1992	60	60	0.2732	16.39	3749	31.7766%	Fecal		CFU/100 mL	200	283.2	86400	-	80,210.7
5439000	1/29/1993	60	60	0.2732	16.39	3749	31.7766%	Fecal		CFU/100 mL	200	283.2	86400	-	80,210.7
5439000	2/12/1993	60	60	0.2732	16.39	3749	31.7766%	Fecal		CFU/100 mL	200	283.2	86400	-	80,210.7
5439000	10/12/1993	60	60	0.2732	16.39	3749	31.7766%	Fecal		CFU/100 mL	200	283.2	86400	-	80,210.7
5439000	12/29/1993	60	60	0.2732	16.39	3749	31.7766%	Fecal		CFU/100 mL	200	283.2	86400	-	80,210.7
5439000	12/23/1994	60	60	0.2732	16.39	3749	31.7766%	Fecal		CFU/100 mL	200	283.2	86400	-	80,210.7
5439000	1/8/1995	60	60	0.2732	16.39	3749	31.7766%	Fecal		CFU/100 mL	200	283.2	86400	-	80,210.7
5439000	6/18/1995	60	60	0.2732	16.39	3749	31.7766%	Fecal		CFU/100 mL	200	283.2	86400	-	80,210.7
5439000	5/18/1996	60	60	0.2732	16.39	3749	31.7766%	Fecal		CFU/100 mL	200	283.2	86400	-	80,210.7
5439000	8/19/1996	60	60	0.2732	16.39	3749	31.7766%	Fecal		CFU/100 mL	200	283.2	86400	-	80,210.7
5439000	4/18/1997	60	60	0.2732	16.39	3749	31.7766%	Fecal		CFU/100 mL	200	283.2	86400	-	80,210.7
5439000	4/20/1997	60	60	0.2732	16.39	3749	31.7766%	Fecal		CFU/100 mL	200	283.2	86400	-	80,210.7
5439000	5/24/1997	60	60	0.2732	16.39	3749	31.7766%	Fecal		CFU/100 mL	200	283.2	86400	-	80,210.7
5439000	1/15/1998	60	60	0.2732	16.39	3749	31.7766%	Fecal		CFU/100 mL	200	283.2	86400	-	80,210.7
5439000	3/7/1998	60	60	0.2732	16.39	3749	31.7766%	Fecal		CFU/100 mL	200	283.2	86400	-	80,210.7
5439000	5/30/1998	60	60	0.2732	16.39	3749	31.7766%	Fecal		CFU/100 mL	200	283.2	86400	-	80,210.7
5439000	5/31/1998	60	60	0.2732	16.39	3749	31.7766%	Fecal		CFU/100 mL	200	283.2	86400	-	80,210.7
5439000	2/27/1999	60	60	0.2732	16.39	3749	31.7766%	Fecal		CFU/100 mL	200	283.2	86400	-	80,210.7
5439000	3/1/1999	60	60	0.2732	16.39	3749	31.7766%	Fecal		CFU/100 mL	200	283.2	86400	-	80,210.7
5439000	3/5/1999	60	60	0.2732	16.39	3749	31.7766%	Fecal		CFU/100 mL	200	283.2	86400	-	80,210.7
5439000	3/25/1999	60	60	0.2732	16.39	3749	31.7766%	Fecal		CFU/100 mL	200	283.2	86400	-	80,210.7
5439000	4/9/1999	60	60	0.2732	16.39	3749	31.7766%	Fecal		CFU/100 mL	200	283.2	86400	-	80,210.7
5439000	4/4/2001	60	60	0.2732	16.39	3749	31.7766%	Fecal		CFU/100 mL	200	283.2	86400	-	80,210.7
5439000	12/8/2006	60	60	0.2732	16.39	3749	31.7766%	Fecal		CFU/100 mL	200	283.2	86400	-	80,210.7
5439000	1/18/2008	60	60	0.2732	16.39	3749	31.7766%	Fecal		CFU/100 mL	200	283.2	86400	-	80,210.7
5439000	3/31/2010	60	60	0.2732	16.39	3749	31.7766%	Fecal		CFU/100 mL	200	283.2	86400	-	80,210.7
5439000	1/5/2011	60	60	0.2732	16.39	3749	31.7766%	Fecal		CFU/100 mL	200	283.2	86400	-	80,210.7
5439000	3/31/2011	60	60	0.2732	16.39	3749	31.7766%	Fecal		CFU/100 mL	200	283.2	86400	-	80,210.7

Gage ID	Date	Discharge (CFS)	Gage Discharge (less Surrogate NPDES) (CFS)	Watershed Area Ratio	Calculated flow (CFS)	Rank	Flow Exceedance %	Parameter	Results	Units (mg or micro_gram	Limit/Standard	100mL/CF	sec/day	Actual Load (million colonies/day)	Allowable Load (million colonies/day)
5439000	12/28/2011	60	60	0.2732	16.39	3749	31.7766%	Fecal		CFU/100 mL	200	283.2	86400	-	80,210.7
5439000	1/21/2012	60	60	0.2732	16.39	3749	31.7766%	Fecal		CFU/100 mL	200	283.2	86400	-	80,210.7
5439000	3/19/2012	60	60	0.2732	16.39	3749	31.7766%	Fecal		CFU/100 mL	200	283.2	86400	-	80,210.7
5439000	4/18/2010	59.9	59.9	0.2732	16.36	3784	32.0732%	Fecal		CFU/100 mL	200	283.2	86400	-	80,077.1
5439000	6/19/2013	59.9	59.9	0.2732	16.36	3784	32.0732%	Fecal		CFU/100 mL	200	283.2	86400	-	80,077.1
5439000	4/28/2016	59.9	59.9	0.2732	16.36	3784	32.0732%	Fecal		CFU/100 mL	200	283.2	86400	-	80,077.1
5439000	3/26/1994	59.8	59.8	0.2732	16.34	3787	32.0987%	Fecal		CFU/100 mL	200	283.2	86400	-	79,943.4
5439000	5/12/2013	59.8	59.8	0.2732	16.34	3787	32.0987%	Fecal		CFU/100 mL	200	283.2	86400	-	79,943.4
5439000	4/21/2016	59.8	59.8	0.2732	16.34	3787	32.0987%	Fecal		CFU/100 mL	200	283.2	86400	-	79,943.4
5439000	1/15/2019	59.8	59.8	0.2732	16.34	3787	32.0987%	Fecal		CFU/100 mL	200	283.2	86400	-	79,943.4
5439000	5/28/2021	59.8	59.8	0.2732	16.34	3787	32.0987%	Fecal		CFU/100 mL	200	283.2	86400	-	79,943.4
5439000	6/2/2003	59.7	59.7	0.2732	16.31	3792	32.1410%	Fecal		CFU/100 mL	200	283.2	86400	-	79,809.7
5439000	6/30/2019	59.7	59.7	0.2732	16.31	3792	32.1410%	Fecal		CFU/100 mL	200	283.2	86400	-	79,809.7
5439000	7/15/2021	59.7	59.7	0.2732	16.31	3792	32.1410%	Fecal		CFU/100 mL	200	283.2	86400	-	79,809.7
5439000	6/19/2008	59.6	59.6	0.2732	16.28	3795	32.1665%	Fecal		CFU/100 mL	200	283.2	86400	-	79,676.0
5439000	12/9/2011	59.6	59.6	0.2732	16.28	3795	32.1665%	Fecal		CFU/100 mL	200	283.2	86400	-	79,676.0
5439000	5/16/2012	59.6	59.6	0.2732	16.28	3795	32.1665%	Fecal		CFU/100 mL	200	283.2	86400	-	79,676.0
5439000	2/1/2017	59.6	59.6	0.2732	16.28	3795	32.1665%	Fecal		CFU/100 mL	200	283.2	86400	-	79,676.0
5439000	6/7/2020	59.6	59.6	0.2732	16.28	3795	32.1665%	Fecal		CFU/100 mL	200	283.2	86400	-	79,676.0
5439000	9/26/2011	59.5	59.5	0.2732	16.25	3800	32.2088%	Fecal		CFU/100 mL	200	283.2	86400	-	79,542.3
5439000	7/1/2019	59.5	59.5	0.2732	16.25	3800	32.2088%	Fecal		CFU/100 mL	200	283.2	86400	-	79,542.3
5439000	6/21/2002	59.4	59.4	0.2732	16.23	3802	32.2258%	Fecal		CFU/100 mL	200	283.2	86400	-	79,408.6
5439000	3/11/2005	59.4	59.4	0.2732	16.23	3802	32.2258%	Fecal		CFU/100 mL	200	283.2	86400	-	79,408.6
5439000	3/14/2006	59.4	59.4	0.2732	16.23	3802	32.2258%	Fecal		CFU/100 mL	200	283.2	86400	-	79,408.6
5439000	5/14/2006	59.4	59.4	0.2732	16.23	3802	32.2258%	Fecal		CFU/100 mL	200	283.2	86400	-	79,408.6
5439000	1/15/2007	59.4	59.4	0.2732	16.23	3802	32.2258%	Fecal		CFU/100 mL	200	283.2	86400	-	79,408.6
5439000	3/26/2014	59.4	59.4	0.2732	16.23	3802	32.2258%	Fecal		CFU/100 mL	200	283.2	86400	-	79,408.6
5439000	12/4/2016	59.4	59.4	0.2732	16.23	3802	32.2258%	Fecal		CFU/100 mL	200	283.2	86400	-	79,408.6
5439000	4/14/2020	59.4	59.4	0.2732	16.23	3802	32.2258%	Fecal		CFU/100 mL	200	283.2	86400	-	79,408.6
5439000	5/27/2006	59.3	59.3	0.2732	16.20	3810	32.2936%	Fecal		CFU/100 mL	200	283.2	86400	-	79,274.9
5439000	6/15/2010	59.3	59.3	0.2732	16.20	3810	32.2936%	Fecal		CFU/100 mL	200	283.2	86400	-	79,274.9
5439000	10/11/2018	59.3	59.3	0.2732	16.20	3810	32.2936%	Fecal		CFU/100 mL	200	283.2	86400	-	79,274.9
5439000	3/5/2020	59.3	59.3	0.2732	16.20	3810	32.2936%	Fecal		CFU/100 mL	200	283.2	86400	-	79,274.9
5439000	4/15/2020	59.3	59.3	0.2732	16.20	3810	32.2936%	Fecal		CFU/100 mL	200	283.2	86400	-	79,274.9
5439000	11/14/2009	59.2	59.2	0.2732	16.17	3815	32.3360%	Fecal		CFU/100 mL	200	283.2	86400	-	79,141.3
5439000	5/14/2013	59.2	59.2	0.2732	16.17	3815	32.3360%	Fecal		CFU/100 mL	200	283.2	86400	-	79,141.3
5439000	6/19/2017	59.2	59.2	0.2732	16.17	3815	32.3360%	Fecal		CFU/100 mL	200	283.2	86400	-	79,141.3
5439000	4/20/2020	59.2	59.2	0.2732	16.17	3815	32.3360%	Fecal		CFU/100 mL	200	283.2	86400	-	79,141.3
5439000	6/11/2020	59.2	59.2	0.2732	16.17	3815	32.3360%	Fecal		CFU/100 mL	200	283.2	86400	-	79,141.3
5439000	1/5/2008	59.1	59.1	0.2732	16.14	3820	32.3784%	Fecal		CFU/100 mL	200	283.2	86400	-	79,007.6
5439000	3/30/2013	59.1	59.1	0.2732	16.14	3820	32.3784%	Fecal		CFU/100 mL	200	283.2	86400	-	79,007.6
5439000	4/24/2019	59.1	59.1	0.2732	16.14	3820	32.3784%	Fecal		CFU/100 mL	200	283.2	86400	-	79,007.6
5439000	4/26/2019	59.1	59.1	0.2732	16.14	3820	32.3784%	Fecal		CFU/100 mL	200	283.2	86400	-	79,007.6
5439000	4/3/1990	59	59	0.2732	16.12	3824	32.4123%	Fecal		CFU/100 mL	200	283.2	86400	-	78,873.9
5439000	4/18/1990	59	59	0.2732	16.12	3824	32.4123%	Fecal		CFU/100 mL	200	283.2	86400	-	78,873.9
5439000	4/24/1990	59	59	0.2732	16.12	3824	32.4123%	Fecal		CFU/100 mL	200	283.2	86400	-	78,873.9
5439000	8/28/1990	59	59	0.2732	16.12	3824	32.4123%	Fecal		CFU/100 mL	200	283.2	86400	-	78,873.9
5439000	2/23/1991	59	59	0.2732	16.12	3824	32.4123%	Fecal		CFU/100 mL	200	283.2	86400	-	78,873.9
5439000	4/28/1992	59	59	0.2732	16.12	3824	32.4123%	Fecal		CFU/100 mL	200	283.2	86400	-	78,873.9
5439000	6/5/1993	59	59	0.2732	16.12	3824	32.4123%	Fecal		CFU/100 mL	200	283.2	86400	-	78,873.9
5439000	5/7/1995	59	59	0.2732	16.12	3824	32.4123%	Fecal		CFU/100 mL	200	283.2	86400	-	78,873.9
5439000	3/30/1997	59	59	0.2732	16.12	3824	32.4123%	Fecal		CFU/100 mL	200	283.2	86400	-	78,873.9
5439000	4/21/1997	59	59	0.2732	16.12	3824	32.4123%	Fecal		CFU/100 mL	200	283.2	86400	-	78,873.9
5439000	5/16/1997	59	59	0.2732	16.12	3824	32.4123%	Fecal		CFU/100 mL	200	283.2	86400	-	78,873.9
5439000	2/10/1998	59	59	0.2732	16.12	3824	32.4123%	Fecal		CFU/100 mL	200	283.2	86400	-	78,873.9
5439000	7/3/1998	59	59	0.2732	16.12	3824	32.4123%	Fecal		CFU/100 mL	200	283.2	86400	-	78,873.9
5439000	2/21/1999	59	59	0.2732	16.12	3824	32.4123%	Fecal		CFU/100 mL	200	283.2	86400	-	78,873.9
5439000	3/4/2000	59	59	0.2732	16.12	3824	32.4123%	Fecal		CFU/100 mL	200	283.2	86400	-	78,873.9
5439000	4/29/2000	59	59	0.2732	16.12	3824	32.4123%	Fecal		CFU/100 mL	200	283.2	86400	-	78,873.9
5439000	6/9/2000	59	59	0.2732	16.12	3824	32.4123%	Fecal		CFU/100 mL	200	283.2	86400	-	78,873.9
5439000	3/9/2001	59	59	0.2732	16.12	3824	32.4123%	Fecal		CFU/100 mL	200	283.2	86400	-	78,873.9
5439000	4/2/2001	59	59	0.2732	16.12	3824	32.4123%	Fecal		CFU/100 mL	200	283.2	86400	-	78,873.9
5439000	5/20/2005	59	59	0.2732	16.12	3824	32.4123%	Fecal		CFU/100 mL	200	283.2	86400	-	78,873.9
5439000	6/13/2006	59	59	0.2732	16.12	3824	32.4123%	Fecal		CFU/100 mL	200	283.2	86400	-	78,873.9
5439000	1/4/2008	59	59	0.2732	16.12	3824	32.4123%	Fecal		CFU/100 mL	200	283.2	86400	-	78,873.9
5439000	6/30/2009	59	59	0.2732	16.12	3824	32.4123%	Fecal		CFU/100 mL	200	283.2	86400	-	78,873.9
5439000	12/31/2010	59	59	0.2732	16.12	3824	32.4123%	Fecal		CFU/100 mL	200	283.2	86400	-	78,873.9
5439000	7/28/2011	59	59	0.2732	16.12	3824	32.4123%	Fecal		CFU/100 mL	200	283.2	86400	-	78,873.9
5439000	7/11/2013	59	59	0.2732	16.12	3824	32.4123%	Fecal		CFU/100 mL	200	283.2	86400	-	78,873.9
5439000	4/16/2016	59	59	0.2732	16.12	3824	32.4123%	Fecal		CFU/100 mL	200	283.2	86400	-	78,873.9
5439000	10/22/2020	59	59	0.2732	16.12	3824	32.4123%	Fecal		CFU/100 mL	200	283.2	86400	-	78,873.9
5439000	4/13/2011	58.9	58.9	0.2732	16.09	3852	32.6496%	Fecal		CFU/100 mL	200	283.2	86400	-	78,740.2
5439000	6/10/2016	58.9	58.9	0.2732	16.09	3852	32.6496%	Fecal		CFU/100 mL	200	283.2	86400	-	78,740.2
5439000	1/24/2020	58.9	58.9	0.2732	16.09	3852	32.6496%	Fecal		CFU/100 mL	200	283.2	86400	-	78,740.2
5439000	2/28/2020	58.9	58.9	0.2732	16.09	3852	32.6496%	Fecal		CFU/100 mL	200	283.2	86400	-	78,740.2
5439000	1/28/2013	58.8	58.8	0.2732	16.06	3856	32.6835%	Fecal		CFU/100 mL	200	283.2	86400	-	78,606.5
5439000	3/10/2017	58.8	58.8	0.2732	16.06	3856	32.6835%	Fecal		CFU/100 mL	200	283.2	86400	-	78,606.5
5439000	1/23/2019	58.8	58.8	0.2732	16.06	3856	32.6835%	Fecal		CFU/100 mL	200	283.2	86400	-	78,606.5
5439000	1/28/2019	58.8	58.8	0.2732	16.06	3856	32.6835%	Fecal		CFU/100 mL	200	283.2	86400	-	78,606.5
5439000	4/3/2022	110	110	0.1459	16.05	3860	32.7174%	Fecal		CFU/100 mL	200	283.2	86400	-	78,557.2
5439000	3/21/2002	58.7	58.7	0.2732	16.04	3861	32.7259%	Fecal		CFU/100 mL	200	283.2	86400	-	78,472.8
5439000	1/26/2012	58.7	58.7	0.2732	16.04	3861	32.7259%	Fecal		CFU/100 mL	200	283.2	86400	-	78,472.8
5439000	4/6/2019	58.7	58.7	0.2732	16.04	3861	32.7259%	Fecal		CFU/100 mL	200	283.2	86400	-	78,472.8
5439000	11/26/2020	58.7	58.7	0.2732	16.04	3861	32.7259%	Fecal		CFU/100 mL	200	283.2	86400	-	78,472.8
5439000	5/10/2007	58.6	58.6	0.2732	16.01	3865	32.7598%	Fecal		CFU/100 mL	200	283.2	86400	-	78,339.2
5439000	1/2/2012	58.6	58.6	0.2732	16.01	3865	32.7598%	Fecal		CFU/100 mL	200	283.2	86400	-	78,339.2
5439000	2/4/2017	58.6	58.6	0.2732	16.01	3865	32.7598%	Fecal		CFU/100 mL	200	283.2	86400	-	78,339.2
5439000	4/22/2019	58.6	58.6	0.2732	16.01	3865	32.7598%	Fecal		CFU/100 mL	200	283.2	86400	-	78,339.2
5439000	2/12/2020	58.6	58.6	0.2732	16.01	3865	32.7598%	Fecal		CFU/100 mL	200	283.2	86400	-	78,339.2
5439000	5/14/2021	58.6	58.6	0.2732	16.01	3865	32.7598%	Fecal		CFU/100 mL	200	283.2	86400	-	78,339.2
5439000	12/3/2009	58.5	58.5	0.2732	15.98	3871	32.8106%	Fecal		CFU/100 mL	200	283.2	86400	-	78,205.5
5439000	7/7/2018	58.5	58.5	0.2732	15.98	3871	32.8106%	Fecal		CFU/100 mL	200	283.2	86400	-	78,205.5
5439000	1/30/2019	58.5	58.5	0.2732	15.98	3871	32.8106%	Fecal		CFU/100 mL	200	283.2	86400	-	78,205.5
5439000	7/15/2007	58.4	58.4	0.2732	15.95	3874	32.8361%	Fecal		CFU/100 mL	200	283.2	86400	-	78,071.8
5439000	2/10/2017	58.4	58.4	0.2732	15.95	3874	32.8361%	Fecal		CFU/100 mL	200	283.2	86400	-	78,071.8
5439000	3/5/2002	58.3	58.3	0.2732	15.93	3876	32.8530%	Fecal		CFU/100 mL	200	283.2	86400	-	77,938.1
5439000	6/23/2017	58.3	58.3	0.2732	15.93	3876	32.8530%	Fecal		CFU/100 mL	200	283.2	86400	-	77,938.1
5439000	8/2/2017	58.3	58.3	0.2732	15.93	3876	32.8530%	Fecal		CFU/100 mL	200	283.2	86400	-	77,938.1
5439000	4/13/2022	109	109	0.1459	15.91	3879	32.8785%	Fecal		CFU/100 mL	200	283.2	86400	-	77,843.0
5439000	11/3/2008	58.2	58.2	0.2732	15.90	3880	32.8869%	Fecal		CFU/100 mL	200	283.2	86400	-	77,804.4
5439000	11/7/2008	58.2	58.2	0.2732	15.90	3880	32.8869%	Fecal		CFU/100 mL	200	283.2	86400	-	77,804.4
5439000	2/20/2016	58.2	58.2	0.2732	15.90	3880	32.8869%	Fecal		CFU/100 mL	200	283.2	86400	-	77,804.4
5439000	4/25/2019	58.2	58.2	0.2732	15.90	3880	32.8869%	Fecal		CFU/100 mL	200	283.2	86400	-	77,804.4
5439000	1/9/2007	58.1	58.1	0.2732	15.87	3884	32.9208%	Fecal		CFU/100 mL	200	283.2	86400	-	77,670.7
5439000	5/31/2007	58.1	58.1	0.2732	15.87	3884	32.9208%	Fecal		CFU/100 mL	200	283.2	86400	-	77,670.7
5439000	1/10/2009	58.1	58.1	0.2732	15.87	3884	32.9208%	Fecal		CFU/100 mL	200	283.2	86400	-	77,670.7
5439000	5/28/2010	58.1	58.1	0.2732	15.87	3884	32.9208%	Fecal		CFU/100 mL	200	283.2	86400	-	77,670.7
5439000	2/14/1990	58	58	0.2732	15.84	3888	32.9547%	Fecal		CFU/100 mL	200	283.2	86400	-	77,537.0
5439000	2/14/1991	58	58	0.2732	15.84	3888	32.9547%	Fecal		CFU/100 mL	200	283.2	86400	-	77,537.0
5439000	3/28/1992	58	58	0.2732	15.84	3888	32.9547%	Fecal		CFU/100 mL	200	283.2	86400	-	77,537.0
5439000	9/22/1993	58	58	0.2732	15.84	3888	32.9547%	Fecal		CFU/100 mL	200	283.2	86400	-	77,537.0
5439000	11/4/1994	58	58	0.2732	15.84	3888	32.9547%	Fecal		CFU/100 mL	200	283.2	86400	-	77,537.0
5439000	12/12/1994	58	58	0.2732	15.84	3888	32.9547%	Fecal		CFU/100 mL	200	283.2	86400	-	77,537.0
5439000	2/22/1995	58	58	0.2732	15.84	3888	32.9547%	Fecal		CFU/100 mL	200	283.2	86400	-	77,537.0
5439000	7/3/1996	58	58	0.2732	15.84	3888	32.9547%	Fecal		CFU/100 mL	200	283.2	86400	-	77,537.0
5439000	4/6/1997	58	58	0.2732	15.84	3888	32.9547%	Fecal		CFU/100 mL	200	283.2	86400	-	77,537.0
5439000	6/25/1998	58	58	0.2732	15.84	3888	32.9547%	Fecal		CFU/100 mL	200	283.2	86400	-	77,537.0
5439000	6/28/1999	58	58	0.2732	15.84	3888	32.9547%	Fecal		CFU/100 mL	200	283.2	86400	-	77,537.0
5439000	3/10/2001	58	58	0.2732	15.84	3888	32.9547%	Fecal		CFU/100 mL	200	283.2	86400	-	77,537.0
5439000	5/27/2003	58	58	0.2732	15.84	3888	32.9547%	Fecal		CFU/100 mL	200	283.2	86400	-	77,537.0
5439000	12/29/2007	58	58	0.2732	15.84	3888	32.9547%	Fecal		CFU/100 mL	200	283.2	86400	-	77,537.0
5439000	1/25/2018	58	58	0.2732	15.84	3888	32.9547%	Fecal		CFU/100 mL	200	283.2	86400	-	77,537.0
5439000	4/3/2021	58	58	0.2732	15.84	3888	32.9547%	Fecal		CFU/100 mL	200	283.2	86400	-	77,537.0
5439000	4/20/2007	57.9	57.9	0.2732	15.82	3904	33.0904%	Fecal		CFU/100 mL	200	283.2	86400	-	77,403.4
5439000	1/10/2010	57.9	57.9	0.2732	15.82	3904	33.0904%	Fecal		CFU/100 mL	200	283.2	86400	-	77,403.4
5439000	4/21/2020	57.9	57.9	0.2732	15.82	3904	33.0904%	Fecal		CFU/100 mL	200	283.2	86400	-	77,403.4

Gage ID	Date	Discharge (CFS)	Gage Discharge (less Surrogate NPDES) (CFS)	Watershed Area Ratio	Calculated flow (CFS)	Rank	Flow Exceedance %	Parameter	Results	Units (mg or micro_gram	Limit/Standard	100mL/CF	sec/day	Actual Load (million colonies/day)	Allowable Load (million colonies/day)
5439000	6/8/2020	57.9	57.9	0.2732	15.82	3904	33.0904%	Fecal		CFU/100 mL	200	283.2	86400	-	77,403.4
5439000	3/3/2004	57.8	57.8	0.2732	15.79	3908	33.1243%	Fecal		CFU/100 mL	200	283.2	86400	-	77,269.7
5439000	5/9/2007	57.8	57.8	0.2732	15.79	3908	33.1243%	Fecal		CFU/100 mL	200	283.2	86400	-	77,269.7
5439000	6/6/2013	57.8	57.8	0.2732	15.79	3908	33.1243%	Fecal		CFU/100 mL	200	283.2	86400	-	77,269.7
5439000	5/8/2018	57.8	57.8	0.2732	15.79	3908	33.1243%	Fecal		CFU/100 mL	200	283.2	86400	-	77,269.7
5439000	1/16/2019	57.8	57.8	0.2732	15.79	3908	33.1243%	Fecal		CFU/100 mL	200	283.2	86400	-	77,269.7
5439000	9/5/2019	57.8	57.8	0.2732	15.79	3908	33.1243%	Fecal		CFU/100 mL	200	283.2	86400	-	77,269.7
5439000	5/12/2006	57.7	57.7	0.2732	15.76	3914	33.1751%	Fecal		CFU/100 mL	200	283.2	86400	-	77,136.0
5439000	4/1/2011	57.7	57.7	0.2732	15.76	3914	33.1751%	Fecal		CFU/100 mL	200	283.2	86400	-	77,136.0
5439000	4/1/2013	57.7	57.7	0.2732	15.76	3914	33.1751%	Fecal		CFU/100 mL	200	283.2	86400	-	77,136.0
5439000	11/25/2017	57.7	57.7	0.2732	15.76	3914	33.1751%	Fecal		CFU/100 mL	200	283.2	86400	-	77,136.0
5439000	5/29/2018	57.7	57.7	0.2732	15.76	3914	33.1751%	Fecal		CFU/100 mL	200	283.2	86400	-	77,136.0
5439000	6/24/2021	57.7	57.7	0.2732	15.76	3914	33.1751%	Fecal		CFU/100 mL	200	283.2	86400	-	77,136.0
5439000	3/12/2004	57.6	57.6	0.2732	15.74	3920	33.2260%	Fecal		CFU/100 mL	200	283.2	86400	-	77,002.3
5439000	4/29/2004	57.6	57.6	0.2732	15.74	3920	33.2260%	Fecal		CFU/100 mL	200	283.2	86400	-	77,002.3
5439000	7/22/2015	57.6	57.6	0.2732	15.74	3920	33.2260%	Fecal		CFU/100 mL	200	283.2	86400	-	77,002.3
5439000	6/6/2017	57.6	57.6	0.2732	15.74	3920	33.2260%	Fecal		CFU/100 mL	200	283.2	86400	-	77,002.3
5439000	6/16/2017	57.6	57.6	0.2732	15.74	3920	33.2260%	Fecal		CFU/100 mL	200	283.2	86400	-	77,002.3
5439000	10/22/2017	57.6	57.6	0.2732	15.74	3920	33.2260%	Fecal		CFU/100 mL	200	283.2	86400	-	77,002.3
5439000	12/14/2018	57.5	57.5	0.2732	15.71	3926	33.2768%	Fecal		CFU/100 mL	200	283.2	86400	-	76,868.6
5439000	10/15/2008	57.4	57.4	0.2732	15.68	3927	33.2853%	Fecal		CFU/100 mL	200	283.2	86400	-	76,734.9
5439000	3/9/2016	57.4	57.4	0.2732	15.68	3927	33.2853%	Fecal		CFU/100 mL	200	283.2	86400	-	76,734.9
5439000	11/4/2016	57.4	57.4	0.2732	15.68	3927	33.2853%	Fecal		CFU/100 mL	200	283.2	86400	-	76,734.9
5439000	7/23/2019	57.4	57.4	0.2732	15.68	3927	33.2853%	Fecal		CFU/100 mL	200	283.2	86400	-	76,734.9
5439000	12/6/1993	57.3	57.3	0.2732	15.65	3931	33.3192%	Fecal		CFU/100 mL	200	283.2	86400	-	76,601.3
5439000	3/12/2016	57.3	57.3	0.2732	15.65	3931	33.3192%	Fecal		CFU/100 mL	200	283.2	86400	-	76,601.3
5439000	7/17/2008	57.2	57.2	0.2732	15.63	3933	33.3362%	Fecal		CFU/100 mL	200	283.2	86400	-	76,467.6
5439000	4/11/2019	57.2	57.2	0.2732	15.63	3933	33.3362%	Fecal		CFU/100 mL	200	283.2	86400	-	76,467.6
5439000	10/17/2014	57.1	57.1	0.2732	15.60	3935	33.3531%	Fecal		CFU/100 mL	200	283.2	86400	-	76,333.9
5439000	1/22/2019	57.1	57.1	0.2732	15.60	3935	33.3531%	Fecal		CFU/100 mL	200	283.2	86400	-	76,333.9
5439000	4/9/2019	57.1	57.1	0.2732	15.60	3935	33.3531%	Fecal		CFU/100 mL	200	283.2	86400	-	76,333.9
5439000	4/5/1990	57	57	0.2732	15.57	3938	33.3785%	Fecal		CFU/100 mL	200	283.2	86400	-	76,200.2
5439000	4/10/1990	57	57	0.2732	15.57	3938	33.3785%	Fecal		CFU/100 mL	200	283.2	86400	-	76,200.2
5439000	4/19/1990	57	57	0.2732	15.57	3938	33.3785%	Fecal		CFU/100 mL	200	283.2	86400	-	76,200.2
5439000	1/11/1992	57	57	0.2732	15.57	3938	33.3785%	Fecal		CFU/100 mL	200	283.2	86400	-	76,200.2
5439000	3/19/1993	57	57	0.2732	15.57	3938	33.3785%	Fecal		CFU/100 mL	200	283.2	86400	-	76,200.2
5439000	5/19/1993	57	57	0.2732	15.57	3938	33.3785%	Fecal		CFU/100 mL	200	283.2	86400	-	76,200.2
5439000	5/20/1993	57	57	0.2732	15.57	3938	33.3785%	Fecal		CFU/100 mL	200	283.2	86400	-	76,200.2
5439000	7/9/1993	57	57	0.2732	15.57	3938	33.3785%	Fecal		CFU/100 mL	200	283.2	86400	-	76,200.2
5439000	1/27/1995	57	57	0.2732	15.57	3938	33.3785%	Fecal		CFU/100 mL	200	283.2	86400	-	76,200.2
5439000	6/19/1995	57	57	0.2732	15.57	3938	33.3785%	Fecal		CFU/100 mL	200	283.2	86400	-	76,200.2
5439000	8/23/1996	57	57	0.2732	15.57	3938	33.3785%	Fecal		CFU/100 mL	200	283.2	86400	-	76,200.2
5439000	4/12/1997	57	57	0.2732	15.57	3938	33.3785%	Fecal		CFU/100 mL	200	283.2	86400	-	76,200.2
5439000	5/17/1997	57	57	0.2732	15.57	3938	33.3785%	Fecal		CFU/100 mL	200	283.2	86400	-	76,200.2
5439000	3/26/1999	57	57	0.2732	15.57	3938	33.3785%	Fecal		CFU/100 mL	200	283.2	86400	-	76,200.2
5439000	4/3/2001	57	57	0.2732	15.57	3938	33.3785%	Fecal		CFU/100 mL	200	283.2	86400	-	76,200.2
5439000	4/24/2001	57	57	0.2732	15.57	3938	33.3785%	Fecal		CFU/100 mL	200	283.2	86400	-	76,200.2
5439000	5/26/2007	57	57	0.2732	15.57	3938	33.3785%	Fecal		CFU/100 mL	200	283.2	86400	-	76,200.2
5439000	6/1/2007	57	57	0.2732	15.57	3938	33.3785%	Fecal		CFU/100 mL	200	283.2	86400	-	76,200.2
5439000	12/30/2016	57	57	0.2732	15.57	3938	33.3785%	Fecal		CFU/100 mL	200	283.2	86400	-	76,200.2
5439000	12/9/2009	56.9	56.9	0.2732	15.54	3957	33.5396%	Fecal		CFU/100 mL	200	283.2	86400	-	76,066.5
5439000	6/4/2013	56.9	56.9	0.2732	15.54	3957	33.5396%	Fecal		CFU/100 mL	200	283.2	86400	-	76,066.5
5439000	2/25/2005	56.8	56.8	0.2732	15.52	3959	33.5565%	Fecal		CFU/100 mL	200	283.2	86400	-	75,932.8
5439000	2/8/2012	56.8	56.8	0.2732	15.52	3959	33.5565%	Fecal		CFU/100 mL	200	283.2	86400	-	75,932.8
5439000	5/15/2021	56.8	56.8	0.2732	15.52	3959	33.5565%	Fecal		CFU/100 mL	200	283.2	86400	-	75,932.8
5439000	4/15/2011	56.7	56.7	0.2732	15.49	3962	33.5820%	Fecal		CFU/100 mL	200	283.2	86400	-	75,799.1
5439000	5/13/2013	56.7	56.7	0.2732	15.49	3962	33.5820%	Fecal		CFU/100 mL	200	283.2	86400	-	75,799.1
5439000	2/14/2020	56.7	56.7	0.2732	15.49	3962	33.5820%	Fecal		CFU/100 mL	200	283.2	86400	-	75,799.1
5439000	3/31/2022	106	106	0.1459	15.47	3965	33.6074%	Fecal		CFU/100 mL	200	283.2	86400	-	75,700.5
5439000	4/2/2022	106	106	0.1459	15.47	3965	33.6074%	Fecal		CFU/100 mL	200	283.2	86400	-	75,700.5
5439000	2/28/2002	56.6	56.6	0.2732	15.46	3967	33.6243%	Fecal		CFU/100 mL	200	283.2	86400	-	75,665.5
5439000	2/26/2004	56.6	56.6	0.2732	15.46	3967	33.6243%	Fecal		CFU/100 mL	200	283.2	86400	-	75,665.5
5439000	5/21/2008	56.6	56.6	0.2732	15.46	3967	33.6243%	Fecal		CFU/100 mL	200	283.2	86400	-	75,665.5
5439000	3/4/2010	56.6	56.6	0.2732	15.46	3967	33.6243%	Fecal		CFU/100 mL	200	283.2	86400	-	75,665.5
5439000	4/19/2010	56.6	56.6	0.2732	15.46	3967	33.6243%	Fecal		CFU/100 mL	200	283.2	86400	-	75,665.5
5439000	5/10/2010	56.6	56.6	0.2732	15.46	3967	33.6243%	Fecal		CFU/100 mL	200	283.2	86400	-	75,665.5
5439000	11/29/2011	56.6	56.6	0.2732	15.46	3967	33.6243%	Fecal		CFU/100 mL	200	283.2	86400	-	75,665.5
5439000	3/20/2012	56.6	56.6	0.2732	15.46	3967	33.6243%	Fecal		CFU/100 mL	200	283.2	86400	-	75,665.5
5439000	12/5/2016	56.6	56.6	0.2732	15.46	3967	33.6243%	Fecal		CFU/100 mL	200	283.2	86400	-	75,665.5
5439000	3/13/2018	56.6	56.6	0.2732	15.46	3967	33.6243%	Fecal		CFU/100 mL	200	283.2	86400	-	75,665.5
5439000	4/17/2021	56.6	56.6	0.2732	15.46	3967	33.6243%	Fecal		CFU/100 mL	200	283.2	86400	-	75,665.5
5439000	12/13/2019	56.5	56.5	0.2732	15.43	3978	33.7176%	Fecal		CFU/100 mL	200	283.2	86400	-	75,531.8
5439000	1/24/2016	56.4	56.4	0.2732	15.41	3979	33.7261%	Fecal		CFU/100 mL	200	283.2	86400	-	75,398.1
5439000	5/29/2021	56.4	56.4	0.2732	15.41	3979	33.7261%	Fecal		CFU/100 mL	200	283.2	86400	-	75,398.1
5439000	10/12/2008	56.3	56.3	0.2732	15.38	3981	33.7430%	Fecal		CFU/100 mL	200	283.2	86400	-	75,264.4
5439000	3/27/2014	56.3	56.3	0.2732	15.38	3981	33.7430%	Fecal		CFU/100 mL	200	283.2	86400	-	75,264.4
5439000	6/16/2014	56.3	56.3	0.2732	15.38	3981	33.7430%	Fecal		CFU/100 mL	200	283.2	86400	-	75,264.4
5439000	1/23/2020	56.3	56.3	0.2732	15.38	3981	33.7430%	Fecal		CFU/100 mL	200	283.2	86400	-	75,264.4
5439000	11/20/2008	56.2	56.2	0.2732	15.35	3985	33.7769%	Fecal		CFU/100 mL	200	283.2	86400	-	75,130.7
5439000	2/28/2017	56.2	56.2	0.2732	15.35	3985	33.7769%	Fecal		CFU/100 mL	200	283.2	86400	-	75,130.7
5439000	12/11/2019	56.2	56.2	0.2732	15.35	3985	33.7769%	Fecal		CFU/100 mL	200	283.2	86400	-	75,130.7
5439000	6/25/2004	56.1	56.1	0.2732	15.33	3988	33.8023%	Fecal		CFU/100 mL	200	283.2	86400	-	74,997.0
5439000	3/2/2005	56.1	56.1	0.2732	15.33	3988	33.8023%	Fecal		CFU/100 mL	200	283.2	86400	-	74,997.0
5439000	7/8/2021	56.1	56.1	0.2732	15.33	3988	33.8023%	Fecal		CFU/100 mL	200	283.2	86400	-	74,997.0
5439000	5/12/1991	56	56	0.2732	15.30	3991	33.8278%	Fecal		CFU/100 mL	200	283.2	86400	-	74,863.4
5439000	12/20/1991	56	56	0.2732	15.30	3991	33.8278%	Fecal		CFU/100 mL	200	283.2	86400	-	74,863.4
5439000	1/12/1992	56	56	0.2732	15.30	3991	33.8278%	Fecal		CFU/100 mL	200	283.2	86400	-	74,863.4
5439000	1/20/1992	56	56	0.2732	15.30	3991	33.8278%	Fecal		CFU/100 mL	200	283.2	86400	-	74,863.4
5439000	3/4/1992	56	56	0.2732	15.30	3991	33.8278%	Fecal		CFU/100 mL	200	283.2	86400	-	74,863.4
5439000	1/19/1993	56	56	0.2732	15.30	3991	33.8278%	Fecal		CFU/100 mL	200	283.2	86400	-	74,863.4
5439000	1/30/1993	56	56	0.2732	15.30	3991	33.8278%	Fecal		CFU/100 mL	200	283.2	86400	-	74,863.4
5439000	5/24/1993	56	56	0.2732	15.30	3991	33.8278%	Fecal		CFU/100 mL	200	283.2	86400	-	74,863.4
5439000	10/16/1993	56	56	0.2732	15.30	3991	33.8278%	Fecal		CFU/100 mL	200	283.2	86400	-	74,863.4
5439000	12/4/1993	56	56	0.2732	15.30	3991	33.8278%	Fecal		CFU/100 mL	200	283.2	86400	-	74,863.4
5439000	12/31/1993	56	56	0.2732	15.30	3991	33.8278%	Fecal		CFU/100 mL	200	283.2	86400	-	74,863.4
5439000	11/22/1994	56	56	0.2732	15.30	3991	33.8278%	Fecal		CFU/100 mL	200	283.2	86400	-	74,863.4
5439000	1/28/1995	56	56	0.2732	15.30	3991	33.8278%	Fecal		CFU/100 mL	200	283.2	86400	-	74,863.4
5439000	3/22/1995	56	56	0.2732	15.30	3991	33.8278%	Fecal		CFU/100 mL	200	283.2	86400	-	74,863.4
5439000	4/2/1995	56	56	0.2732	15.30	3991	33.8278%	Fecal		CFU/100 mL	200	283.2	86400	-	74,863.4
5439000	2/11/1996	56	56	0.2732	15.30	3991	33.8278%	Fecal		CFU/100 mL	200	283.2	86400	-	74,863.4
5439000	4/5/1997	56	56	0.2732	15.30	3991	33.8278%	Fecal		CFU/100 mL	200	283.2	86400	-	74,863.4
5439000	2/22/1999	56	56	0.2732	15.30	3991	33.8278%	Fecal		CFU/100 mL	200	283.2	86400	-	74,863.4
5439000	3/7/1999	56	56	0.2732	15.30	3991	33.8278%	Fecal		CFU/100 mL	200	283.2	86400	-	74,863.4
5439000	5/9/2000	56	56	0.2732	15.30	3991	33.8278%	Fecal		CFU/100 mL	200	283.2	86400	-	74,863.4
5439000	11/12/2000	56	56	0.2732	15.30	3991	33.8278%	Fecal		CFU/100 mL	200	283.2	86400	-	74,863.4
5439000	2/4/2001	56	56	0.2732	15.30	3991	33.8278%	Fecal		CFU/100 mL	200	283.2	86400	-	74,863.4
5439000	6/22/2002	56	56	0.2732	15.30	3991	33.8278%	Fecal		CFU/100 mL	200	283.2	86400	-	74,863.4
5439000	7/9/2003	56	56	0.2732	15.30	3991	33.8278%	Fecal		CFU/100 mL	200	283.2	86400	-	74,863.4
5439000	4/1/2010	56	56	0.2732	15.30	3991	33.8278%	Fecal		CFU/100 mL	200	283.2	86400	-	74,863.4
5439000	4/17/2016	56	56	0.2732	15.30	3991	33.8278%	Fecal		CFU/100 mL	200	283.2	86400	-	74,863.4
5439000	11/2/2016	56	56	0.2732	15.30	3991	33.8278%	Fecal		CFU/100 mL	200	283.2	86400	-	74,863.4
5439000	5/10/2018	56	56	0.2732	15.30	3991	33.8278%	Fecal		CFU/100 mL	200	283.2	86400	-	74,863.4
5439000	5/29/2007	55.9	55.9	0.2732	15.27	4019	34.0651%	Fecal		CFU/100 mL	200	283.2	86400	-	74,729.7
5439000	4/27/2008	55.9	55.9	0.2732	15.27	4019	34.0651%	Fecal		CFU/100 mL	200	283.2	86400	-	74,729.7
5439000	3/10/2014	55.9	55.9	0.2732	15.27	4019	34.0651%	Fecal		CFU/100 mL	200	283.2	86400	-	74,729.7
5439000	2/13/2020	55.8	55.8	0.2732	15.24	4022	34.0905%	Fecal		CFU/100 mL	200	283.2	86400	-	74,596.0
5439000	4/21/2007	55.7	55.7	0.2732	15.22	4023	34.0990%	Fecal		CFU/100 mL	200	283.2	86400	-	74,462.3
5439000	5/28/2003	55.6	55.6	0.2732	15.19	4024	34.1075%	Fecal		CFU/100 mL	200	283.2	86400	-	74,328.6
5439000	5/20/2006	55.6	55.6	0.2732	15.19	4024	34.1075%	Fecal		CFU/100 mL	200	283.2	86400	-	74,328.6
5439000	1/11/2010	55.6	55.6	0.2732	15.19	4024	34.1075%	Fecal		CFU/100 mL	200	283.2	86400	-	74,328.6
5439000	4/3/2010	55.6	55.6	0.2732	15.19	4024	34.1075%	Fecal		CFU/100 mL	200	283.2	86400	-	74,328.6
5439000	4/10/2021	55.6	55.6	0.2732	15.19	4024	34.1075%	Fecal		CFU/100 mL	200	283.2	86400	-	74,328.6
5439000	9/13/2007	55.5	55.5	0.2732	15.16	4029	34.1499%	Fecal		CFU/100 mL	200	283.2	86400	-	74,194.9
5439000	10/7/2008	55.5	55.5	0.2732	15.16	4029	34.1499%	Fecal		CFU/100 mL	200	283.2	86400	-	74,194.9
5439000	12/15/2018	55.5	55.5	0.2732	15.16	4029	34.1499%	Fecal		CFU/100 mL	200	283.2	86400	-	74,194.9
5439000	6/11/2016	55.4	55.4	0.2732	15.13	4032	34.1753%	Fecal		CFU/100 mL	200	283.2	86400	-	74,061.2

Gage ID	Date	Discharge (CFS)	Gage Discharge (less Surrogate NPDES) (CFS)	Watershed Area Ratio	Calculated flow (CFS)	Rank	Flow Exceedance %	Parameter	Results	Units (mg or micro_gram	Limit/Standard	100mL/CF	sec/day	Actual Load (million colonies/day)	Allowable Load (million colonies/day)
5439000	7/22/2016	55.4	55.4	0.2732	15.13	4032	34.1753%	Fecal		CFU/100 mL	200	283.2	86400	-	74,061.2
5439000	3/6/2020	55.4	55.4	0.2732	15.13	4032	34.1753%	Fecal		CFU/100 mL	200	283.2	86400	-	74,061.2
5439000	6/7/2017	55.3	55.3	0.2732	15.11	4035	34.2007%	Fecal		CFU/100 mL	200	283.2	86400	-	73,927.6
5439000	7/19/2014	55.2	55.2	0.2732	15.08	4036	34.2092%	Fecal		CFU/100 mL	200	283.2	86400	-	73,793.9
5439000	4/16/2020	55.2	55.2	0.2732	15.08	4036	34.2092%	Fecal		CFU/100 mL	200	283.2	86400	-	73,793.9
5439000	4/30/2004	55.1	55.1	0.2732	15.05	4038	34.2261%	Fecal		CFU/100 mL	200	283.2	86400	-	73,660.2
5439000	2/17/1990	55	55	0.2732	15.02	4039	34.2346%	Fecal		CFU/100 mL	200	283.2	86400	-	73,526.5
5439000	4/25/1990	55	55	0.2732	15.02	4039	34.2346%	Fecal		CFU/100 mL	200	283.2	86400	-	73,526.5
5439000	6/28/1990	55	55	0.2732	15.02	4039	34.2346%	Fecal		CFU/100 mL	200	283.2	86400	-	73,526.5
5439000	3/5/1992	55	55	0.2732	15.02	4039	34.2346%	Fecal		CFU/100 mL	200	283.2	86400	-	73,526.5
5439000	10/6/1993	55	55	0.2732	15.02	4039	34.2346%	Fecal		CFU/100 mL	200	283.2	86400	-	73,526.5
5439000	10/13/1993	55	55	0.2732	15.02	4039	34.2346%	Fecal		CFU/100 mL	200	283.2	86400	-	73,526.5
5439000	2/17/1994	55	55	0.2732	15.02	4039	34.2346%	Fecal		CFU/100 mL	200	283.2	86400	-	73,526.5
5439000	12/4/1994	55	55	0.2732	15.02	4039	34.2346%	Fecal		CFU/100 mL	200	283.2	86400	-	73,526.5
5439000	12/5/1994	55	55	0.2732	15.02	4039	34.2346%	Fecal		CFU/100 mL	200	283.2	86400	-	73,526.5
5439000	12/7/1994	55	55	0.2732	15.02	4039	34.2346%	Fecal		CFU/100 mL	200	283.2	86400	-	73,526.5
5439000	12/18/1994	55	55	0.2732	15.02	4039	34.2346%	Fecal		CFU/100 mL	200	283.2	86400	-	73,526.5
5439000	12/19/1994	55	55	0.2732	15.02	4039	34.2346%	Fecal		CFU/100 mL	200	283.2	86400	-	73,526.5
5439000	12/20/1994	55	55	0.2732	15.02	4039	34.2346%	Fecal		CFU/100 mL	200	283.2	86400	-	73,526.5
5439000	1/9/1995	55	55	0.2732	15.02	4039	34.2346%	Fecal		CFU/100 mL	200	283.2	86400	-	73,526.5
5439000	1/29/1995	55	55	0.2732	15.02	4039	34.2346%	Fecal		CFU/100 mL	200	283.2	86400	-	73,526.5
5439000	6/20/1995	55	55	0.2732	15.02	4039	34.2346%	Fecal		CFU/100 mL	200	283.2	86400	-	73,526.5
5439000	7/6/1995	55	55	0.2732	15.02	4039	34.2346%	Fecal		CFU/100 mL	200	283.2	86400	-	73,526.5
5439000	11/22/1995	55	55	0.2732	15.02	4039	34.2346%	Fecal		CFU/100 mL	200	283.2	86400	-	73,526.5
5439000	3/19/1997	55	55	0.2732	15.02	4039	34.2346%	Fecal		CFU/100 mL	200	283.2	86400	-	73,526.5
5439000	5/30/1997	55	55	0.2732	15.02	4039	34.2346%	Fecal		CFU/100 mL	200	283.2	86400	-	73,526.5
5439000	2/4/1998	55	55	0.2732	15.02	4039	34.2346%	Fecal		CFU/100 mL	200	283.2	86400	-	73,526.5
5439000	12/14/1998	55	55	0.2732	15.02	4039	34.2346%	Fecal		CFU/100 mL	200	283.2	86400	-	73,526.5
5439000	2/23/1999	55	55	0.2732	15.02	4039	34.2346%	Fecal		CFU/100 mL	200	283.2	86400	-	73,526.5
5439000	3/27/1999	55	55	0.2732	15.02	4039	34.2346%	Fecal		CFU/100 mL	200	283.2	86400	-	73,526.5
5439000	5/17/2000	55	55	0.2732	15.02	4039	34.2346%	Fecal		CFU/100 mL	200	283.2	86400	-	73,526.5
5439000	7/16/2000	55	55	0.2732	15.02	4039	34.2346%	Fecal		CFU/100 mL	200	283.2	86400	-	73,526.5
5439000	2/20/2013	55	55	0.2732	15.02	4039	34.2346%	Fecal		CFU/100 mL	200	283.2	86400	-	73,526.5
5439000	4/18/2016	55	55	0.2732	15.02	4039	34.2346%	Fecal		CFU/100 mL	200	283.2	86400	-	73,526.5
5439000	6/28/2016	55	55	0.2732	15.02	4039	34.2346%	Fecal		CFU/100 mL	200	283.2	86400	-	73,526.5
5439000	6/2/2018	55	55	0.2732	15.02	4039	34.2346%	Fecal		CFU/100 mL	200	283.2	86400	-	73,526.5
5439000	4/14/2011	54.9	54.9	0.2732	15.00	4069	34.4889%	Fecal		CFU/100 mL	200	283.2	86400	-	73,392.8
5439000	4/18/2015	54.9	54.9	0.2732	15.00	4069	34.4889%	Fecal		CFU/100 mL	200	283.2	86400	-	73,392.8
5439000	11/29/2018	54.9	54.9	0.2732	15.00	4069	34.4889%	Fecal		CFU/100 mL	200	283.2	86400	-	73,392.8
5439000	3/1/2020	54.9	54.9	0.2732	15.00	4069	34.4889%	Fecal		CFU/100 mL	200	283.2	86400	-	73,392.8
5439000	10/4/2008	54.8	54.8	0.2732	14.97	4073	34.5228%	Fecal		CFU/100 mL	200	283.2	86400	-	73,259.1
5439000	12/10/2011	54.8	54.8	0.2732	14.97	4073	34.5228%	Fecal		CFU/100 mL	200	283.2	86400	-	73,259.1
5439000	12/14/2019	54.8	54.8	0.2732	14.97	4073	34.5228%	Fecal		CFU/100 mL	200	283.2	86400	-	73,259.1
5439000	4/20/2010	54.7	54.7	0.2732	14.94	4076	34.5482%	Fecal		CFU/100 mL	200	283.2	86400	-	73,125.5
5439000	2/5/2017	54.7	54.7	0.2732	14.94	4076	34.5482%	Fecal		CFU/100 mL	200	283.2	86400	-	73,125.5
5439000	4/22/2020	54.7	54.7	0.2732	14.94	4076	34.5482%	Fecal		CFU/100 mL	200	283.2	86400	-	73,125.5
5439000	7/4/1994	54.6	54.6	0.2732	14.92	4079	34.5737%	Fecal		CFU/100 mL	200	283.2	86400	-	72,991.8
5439000	5/29/2006	54.6	54.6	0.2732	14.92	4079	34.5737%	Fecal		CFU/100 mL	200	283.2	86400	-	72,991.8
5439000	6/28/2011	54.6	54.6	0.2732	14.92	4079	34.5737%	Fecal		CFU/100 mL	200	283.2	86400	-	72,991.8
5439000	4/19/2015	54.6	54.6	0.2732	14.92	4079	34.5737%	Fecal		CFU/100 mL	200	283.2	86400	-	72,991.8
5439000	7/14/2018	54.6	54.6	0.2732	14.92	4079	34.5737%	Fecal		CFU/100 mL	200	283.2	86400	-	72,991.8
5439000	12/12/2019	54.6	54.6	0.2732	14.92	4079	34.5737%	Fecal		CFU/100 mL	200	283.2	86400	-	72,991.8
5439000	2/2/2020	54.6	54.6	0.2732	14.92	4079	34.5737%	Fecal		CFU/100 mL	200	283.2	86400	-	72,991.8
5439000	3/30/1994	54.5	54.5	0.2732	14.89	4086	34.6330%	Fecal		CFU/100 mL	200	283.2	86400	-	72,858.1
5439000	2/19/2002	54.5	54.5	0.2732	14.89	4086	34.6330%	Fecal		CFU/100 mL	200	283.2	86400	-	72,858.1
5439000	3/4/2005	54.5	54.5	0.2732	14.89	4086	34.6330%	Fecal		CFU/100 mL	200	283.2	86400	-	72,858.1
5439000	4/10/2019	54.5	54.5	0.2732	14.89	4086	34.6330%	Fecal		CFU/100 mL	200	283.2	86400	-	72,858.1
5439000	7/8/2019	54.5	54.5	0.2732	14.89	4086	34.6330%	Fecal		CFU/100 mL	200	283.2	86400	-	72,858.1
5439000	4/23/2020	54.5	54.5	0.2732	14.89	4086	34.6330%	Fecal		CFU/100 mL	200	283.2	86400	-	72,858.1
5439000	4/6/2021	54.5	54.5	0.2732	14.89	4086	34.6330%	Fecal		CFU/100 mL	200	283.2	86400	-	72,858.1
5439000	1/19/2007	54.4	54.4	0.2732	14.86	4093	34.6923%	Fecal		CFU/100 mL	200	283.2	86400	-	72,724.4
5439000	4/19/2016	54.4	54.4	0.2732	14.86	4093	34.6923%	Fecal		CFU/100 mL	200	283.2	86400	-	72,724.4
5439000	10/31/2017	54.4	54.4	0.2732	14.86	4093	34.6923%	Fecal		CFU/100 mL	200	283.2	86400	-	72,724.4
5439000	2/18/2019	54.4	54.4	0.2732	14.86	4093	34.6923%	Fecal		CFU/100 mL	200	283.2	86400	-	72,724.4
5439000	7/3/2010	54.3	54.3	0.2732	14.83	4097	34.7262%	Fecal		CFU/100 mL	200	283.2	86400	-	72,590.7
5439000	11/7/2017	54.3	54.3	0.2732	14.83	4097	34.7262%	Fecal		CFU/100 mL	200	283.2	86400	-	72,590.7
5439000	6/20/2013	54.2	54.2	0.2732	14.81	4099	34.7432%	Fecal		CFU/100 mL	200	283.2	86400	-	72,457.0
5439000	4/1/2014	54.2	54.2	0.2732	14.81	4099	34.7432%	Fecal		CFU/100 mL	200	283.2	86400	-	72,457.0
5439000	5/18/2014	54.2	54.2	0.2732	14.81	4099	34.7432%	Fecal		CFU/100 mL	200	283.2	86400	-	72,457.0
5439000	4/12/2019	54.2	54.2	0.2732	14.81	4099	34.7432%	Fecal		CFU/100 mL	200	283.2	86400	-	72,457.0
5439000	7/23/2008	54.1	54.1	0.2732	14.78	4103	34.7771%	Fecal		CFU/100 mL	200	283.2	86400	-	72,323.3
5439000	1/18/2012	54.1	54.1	0.2732	14.78	4103	34.7771%	Fecal		CFU/100 mL	200	283.2	86400	-	72,323.3
5439000	3/30/2014	54.1	54.1	0.2732	14.78	4103	34.7771%	Fecal		CFU/100 mL	200	283.2	86400	-	72,323.3
5439000	3/14/2018	54.1	54.1	0.2732	14.78	4103	34.7771%	Fecal		CFU/100 mL	200	283.2	86400	-	72,323.3
5439000	4/28/1990	54	54	0.2732	14.75	4107	34.8110%	Fecal		CFU/100 mL	200	283.2	86400	-	72,189.7
5439000	6/4/1990	54	54	0.2732	14.75	4107	34.8110%	Fecal		CFU/100 mL	200	283.2	86400	-	72,189.7
5439000	6/5/1990	54	54	0.2732	14.75	4107	34.8110%	Fecal		CFU/100 mL	200	283.2	86400	-	72,189.7
5439000	6/8/1990	54	54	0.2732	14.75	4107	34.8110%	Fecal		CFU/100 mL	200	283.2	86400	-	72,189.7
5439000	8/25/1990	54	54	0.2732	14.75	4107	34.8110%	Fecal		CFU/100 mL	200	283.2	86400	-	72,189.7
5439000	12/25/1990	54	54	0.2732	14.75	4107	34.8110%	Fecal		CFU/100 mL	200	283.2	86400	-	72,189.7
5439000	1/1/1991	54	54	0.2732	14.75	4107	34.8110%	Fecal		CFU/100 mL	200	283.2	86400	-	72,189.7
5439000	2/15/1991	54	54	0.2732	14.75	4107	34.8110%	Fecal		CFU/100 mL	200	283.2	86400	-	72,189.7
5439000	3/7/1991	54	54	0.2732	14.75	4107	34.8110%	Fecal		CFU/100 mL	200	283.2	86400	-	72,189.7
5439000	5/1/1991	54	54	0.2732	14.75	4107	34.8110%	Fecal		CFU/100 mL	200	283.2	86400	-	72,189.7
5439000	1/13/1992	54	54	0.2732	14.75	4107	34.8110%	Fecal		CFU/100 mL	200	283.2	86400	-	72,189.7
5439000	3/18/1992	54	54	0.2732	14.75	4107	34.8110%	Fecal		CFU/100 mL	200	283.2	86400	-	72,189.7
5439000	5/1/1992	54	54	0.2732	14.75	4107	34.8110%	Fecal		CFU/100 mL	200	283.2	86400	-	72,189.7
5439000	12/12/1992	54	54	0.2732	14.75	4107	34.8110%	Fecal		CFU/100 mL	200	283.2	86400	-	72,189.7
5439000	1/17/1993	54	54	0.2732	14.75	4107	34.8110%	Fecal		CFU/100 mL	200	283.2	86400	-	72,189.7
5439000	5/21/1993	54	54	0.2732	14.75	4107	34.8110%	Fecal		CFU/100 mL	200	283.2	86400	-	72,189.7
5439000	5/22/1993	54	54	0.2732	14.75	4107	34.8110%	Fecal		CFU/100 mL	200	283.2	86400	-	72,189.7
5439000	1/30/1995	54	54	0.2732	14.75	4107	34.8110%	Fecal		CFU/100 mL	200	283.2	86400	-	72,189.7
5439000	2/28/1995	54	54	0.2732	14.75	4107	34.8110%	Fecal		CFU/100 mL	200	283.2	86400	-	72,189.7
5439000	6/28/1995	54	54	0.2732	14.75	4107	34.8110%	Fecal		CFU/100 mL	200	283.2	86400	-	72,189.7
5439000	3/31/1997	54	54	0.2732	14.75	4107	34.8110%	Fecal		CFU/100 mL	200	283.2	86400	-	72,189.7
5439000	2/5/1998	54	54	0.2732	14.75	4107	34.8110%	Fecal		CFU/100 mL	200	283.2	86400	-	72,189.7
5439000	6/28/1998	54	54	0.2732	14.75	4107	34.8110%	Fecal		CFU/100 mL	200	283.2	86400	-	72,189.7
5439000	7/11/1998	54	54	0.2732	14.75	4107	34.8110%	Fecal		CFU/100 mL	200	283.2	86400	-	72,189.7
5439000	10/24/1998	54	54	0.2732	14.75	4107	34.8110%	Fecal		CFU/100 mL	200	283.2	86400	-	72,189.7
5439000	3/15/1999	54	54	0.2732	14.75	4107	34.8110%	Fecal		CFU/100 mL	200	283.2	86400	-	72,189.7
5439000	3/28/1999	54	54	0.2732	14.75	4107	34.8110%	Fecal		CFU/100 mL	200	283.2	86400	-	72,189.7
5439000	8/8/2000	54	54	0.2732	14.75	4107	34.8110%	Fecal		CFU/100 mL	200	283.2	86400	-	72,189.7
5439000	4/25/2001	54	54	0.2732	14.75	4107	34.8110%	Fecal		CFU/100 mL	200	283.2	86400	-	72,189.7
5439000	6/22/2001	54	54	0.2732	14.75	4107	34.8110%	Fecal		CFU/100 mL	200	283.2	86400	-	72,189.7
5439000	3/22/2002	54	54	0.2732	14.75	4107	34.8110%	Fecal		CFU/100 mL	200	283.2	86400	-	72,189.7
5439000	1/18/2005	54	54	0.2732	14.75	4107	34.8110%	Fecal		CFU/100 mL	200	283.2	86400	-	72,189.7
5439000	4/4/2006	54	54	0.2732	14.75	4107	34.8110%	Fecal		CFU/100 mL	200	283.2	86400	-	72,189.7
5439000	1/19/2008	54	54	0.2732	14.75	4107	34.8110%	Fecal		CFU/100 mL	200	283.2	86400	-	72,189.7
5439000	7/1/2009	54	54	0.2732	14.75	4107	34.8110%	Fecal		CFU/100 mL	200	283.2	86400	-	72,189.7
5439000	12/16/2009	54	54	0.2732	14.75	4107	34.8110%	Fecal		CFU/100 mL	200	283.2	86400	-	72,189.7
5439000	1/17/2012	54	54	0.2732	14.75	4107	34.8110%	Fecal		CFU/100 mL	200	283.2	86400	-	72,189.7
5439000	6/5/2013	54	54	0.2732	14.75	4107	34.8110%	Fecal		CFU/100 mL	200	283.2	86400	-	72,189.7
5439000	4/19/2014	54	54	0.2732	14.75	4107	34.8110%	Fecal		CFU/100 mL	200	283.2	86400	-	72,189.7
5439000	12/24/1993	53.9	53.9	0.2732	14.72	4146	35.1415%	Fecal		CFU/100 mL	200	283.2	86400	-	72,056.0
5439000	1/5/2012	53.9	53.9	0.2732	14.72	4146	35.1415%	Fecal		CFU/100 mL	200	283.2	86400	-	72,056.0
5439000	6/20/2017	53.9	53.9	0.2732	14.72	4146	35.1415%	Fecal		CFU/100 mL	200	283.2	86400	-	72,056.0
5439000	10/25/1993	53.8	53.8	0.2732	14.70	4149	35.1670%	Fecal		CFU/100 mL	200	283.2	86400	-	71,922.3
5439000	5/5/2006	53.8	53.8	0.2732	14.70	4149	35.1670%	Fecal		CFU/100 mL	200	283.2	86400	-	71,922.3
5439000	6/29/2006	53.8	53.8	0.2732	14.70	4149	35.1670%	Fecal		CFU/100 mL	200	283.2	86400	-	71,922.3
5439000	8/17/2007	53.8	53.8	0.2732	14.70	4149	35.1670%	Fecal		CFU/100 mL	200	283.2	86400	-	71,922.3
5439000	3/11/2017	53.8	53.8	0.2732	14.70	4149	35.1670%	Fecal		CFU/100 mL	200	283.2	86400	-	71,922.3
5439000	1/17/2019	53.8	53.8	0.2732	14.70	4149	35.1670%	Fecal		CFU/100 mL	200	283.2	86400	-	71,922.3
5439000	1/26/2020	53.8	53.8	0.2732	14.70	4149	35.1670%	Fecal		CFU/100 mL	200	283.2	86400	-	71,922.3
5439000	4/8/2021	53.8	53.8	0.2732	14.70	4149	35.1670%	Fecal		CFU/100 mL	200	283.2	86400	-	71,922.3
5439000	1/11/2009	53.7	53.7	0.2732	14.67	4157	35.2348%	Fecal		CFU/100 mL	200	283.2	86400	-	71,788.6
5439000	2/9/2012	53.7	53.7	0.2732	14.67	4157	35.2348%	Fecal		CFU/100 mL	200	283.2	86400	-	71,788.6

Gage ID	Date	Discharge (CFS)	Gage Discharge (less Surrogate NPDES) (CFS)	Watershed Area Ratio	Calculated flow (CFS)	Rank	Flow Exceedance %	Parameter	Results	Units (mg or micro_gram	Limit/Standard	100mL/CF	sec/day	Actual Load (million colonies/day)	Allowable Load (million colonies/day)
5439000	3/27/2013	53.7	53.7	0.2732	14.67	4157	35.2348%	Fecal		CFU/100 mL	200	283.2	86400	-	71,788.6
5439000	4/2/2015	53.7	53.7	0.2732	14.67	4157	35.2348%	Fecal		CFU/100 mL	200	283.2	86400	-	71,788.6
5439000	4/20/2016	53.7	53.7	0.2732	14.67	4157	35.2348%	Fecal		CFU/100 mL	200	283.2	86400	-	71,788.6
5439000	4/27/2016	53.7	53.7	0.2732	14.67	4157	35.2348%	Fecal		CFU/100 mL	200	283.2	86400	-	71,788.6
5439000	11/8/2008	53.6	53.6	0.2732	14.64	4163	35.2856%	Fecal		CFU/100 mL	200	283.2	86400	-	71,654.9
5439000	2/10/2012	53.6	53.6	0.2732	14.64	4163	35.2856%	Fecal		CFU/100 mL	200	283.2	86400	-	71,654.9
5439000	6/8/2017	53.6	53.6	0.2732	14.64	4163	35.2856%	Fecal		CFU/100 mL	200	283.2	86400	-	71,654.9
5439000	6/11/2021	53.6	53.6	0.2732	14.64	4163	35.2856%	Fecal		CFU/100 mL	200	283.2	86400	-	71,654.9
5439000	6/23/1994	53.5	53.5	0.2732	14.61	4167	35.3195%	Fecal		CFU/100 mL	200	283.2	86400	-	71,521.2
5439000	4/26/2002	53.5	53.5	0.2732	14.61	4167	35.3195%	Fecal		CFU/100 mL	200	283.2	86400	-	71,521.2
5439000	6/16/2010	53.5	53.5	0.2732	14.61	4167	35.3195%	Fecal		CFU/100 mL	200	283.2	86400	-	71,521.2
5439000	12/5/1993	53.4	53.4	0.2732	14.59	4170	35.3450%	Fecal		CFU/100 mL	200	283.2	86400	-	71,387.6
5439000	2/21/2009	53.4	53.4	0.2732	14.59	4170	35.3450%	Fecal		CFU/100 mL	200	283.2	86400	-	71,387.6
5439000	5/17/2012	53.4	53.4	0.2732	14.59	4170	35.3450%	Fecal		CFU/100 mL	200	283.2	86400	-	71,387.6
5439000	5/15/2013	53.4	53.4	0.2732	14.59	4170	35.3450%	Fecal		CFU/100 mL	200	283.2	86400	-	71,387.6
5439000	4/4/2021	53.4	53.4	0.2732	14.59	4170	35.3450%	Fecal		CFU/100 mL	200	283.2	86400	-	71,387.6
5439000	2/3/2010	53.3	53.3	0.2732	14.56	4175	35.3874%	Fecal		CFU/100 mL	200	283.2	86400	-	71,253.9
5439000	4/2/2010	53.3	53.3	0.2732	14.56	4175	35.3874%	Fecal		CFU/100 mL	200	283.2	86400	-	71,253.9
5439000	1/6/2012	53.3	53.3	0.2732	14.56	4175	35.3874%	Fecal		CFU/100 mL	200	283.2	86400	-	71,253.9
5439000	2/24/2012	53.3	53.3	0.2732	14.56	4175	35.3874%	Fecal		CFU/100 mL	200	283.2	86400	-	71,253.9
5439000	3/29/2013	53.3	53.3	0.2732	14.56	4175	35.3874%	Fecal		CFU/100 mL	200	283.2	86400	-	71,253.9
5439000	2/9/2017	53.3	53.3	0.2732	14.56	4175	35.3874%	Fecal		CFU/100 mL	200	283.2	86400	-	71,253.9
5439000	4/9/2021	53.3	53.3	0.2732	14.56	4175	35.3874%	Fecal		CFU/100 mL	200	283.2	86400	-	71,253.9
5439000	12/23/1993	53.2	53.2	0.2732	14.53	4182	35.4467%	Fecal		CFU/100 mL	200	283.2	86400	-	71,120.2
5439000	4/22/2007	53.2	53.2	0.2732	14.53	4182	35.4467%	Fecal		CFU/100 mL	200	283.2	86400	-	71,120.2
5439000	6/1/2012	53.2	53.2	0.2732	14.53	4182	35.4467%	Fecal		CFU/100 mL	200	283.2	86400	-	71,120.2
5439000	3/31/2014	53.2	53.2	0.2732	14.53	4182	35.4467%	Fecal		CFU/100 mL	200	283.2	86400	-	71,120.2
5439000	7/15/2020	53.2	53.2	0.2732	14.53	4182	35.4467%	Fecal		CFU/100 mL	200	283.2	86400	-	71,120.2
5439000	2/11/2005	53.1	53.1	0.2732	14.51	4187	35.4891%	Fecal		CFU/100 mL	200	283.2	86400	-	70,986.5
5439000	6/14/2006	53.1	53.1	0.2732	14.51	4187	35.4891%	Fecal		CFU/100 mL	200	283.2	86400	-	70,986.5
5439000	4/9/2014	53.1	53.1	0.2732	14.51	4187	35.4891%	Fecal		CFU/100 mL	200	283.2	86400	-	70,986.5
5439000	4/11/2022	99.3	99.3	0.1459	14.49	4190	35.5145%	Fecal		CFU/100 mL	200	283.2	86400	-	70,915.7
5439000	12/21/1991	53	53	0.2732	14.48	4191	35.5230%	Fecal		CFU/100 mL	200	283.2	86400	-	70,852.8
5439000	3/19/1992	53	53	0.2732	14.48	4191	35.5230%	Fecal		CFU/100 mL	200	283.2	86400	-	70,852.8
5439000	4/30/1992	53	53	0.2732	14.48	4191	35.5230%	Fecal		CFU/100 mL	200	283.2	86400	-	70,852.8
5439000	8/15/1993	53	53	0.2732	14.48	4191	35.5230%	Fecal		CFU/100 mL	200	283.2	86400	-	70,852.8
5439000	11/23/1994	53	53	0.2732	14.48	4191	35.5230%	Fecal		CFU/100 mL	200	283.2	86400	-	70,852.8
5439000	11/24/1994	53	53	0.2732	14.48	4191	35.5230%	Fecal		CFU/100 mL	200	283.2	86400	-	70,852.8
5439000	1/31/1995	53	53	0.2732	14.48	4191	35.5230%	Fecal		CFU/100 mL	200	283.2	86400	-	70,852.8
5439000	3/23/1995	53	53	0.2732	14.48	4191	35.5230%	Fecal		CFU/100 mL	200	283.2	86400	-	70,852.8
5439000	4/3/1995	53	53	0.2732	14.48	4191	35.5230%	Fecal		CFU/100 mL	200	283.2	86400	-	70,852.8
5439000	5/19/1996	53	53	0.2732	14.48	4191	35.5230%	Fecal		CFU/100 mL	200	283.2	86400	-	70,852.8
5439000	3/20/1997	53	53	0.2732	14.48	4191	35.5230%	Fecal		CFU/100 mL	200	283.2	86400	-	70,852.8
5439000	3/21/1997	53	53	0.2732	14.48	4191	35.5230%	Fecal		CFU/100 mL	200	283.2	86400	-	70,852.8
5439000	6/2/1998	53	53	0.2732	14.48	4191	35.5230%	Fecal		CFU/100 mL	200	283.2	86400	-	70,852.8
5439000	3/11/1999	53	53	0.2732	14.48	4191	35.5230%	Fecal		CFU/100 mL	200	283.2	86400	-	70,852.8
5439000	5/18/2000	53	53	0.2732	14.48	4191	35.5230%	Fecal		CFU/100 mL	200	283.2	86400	-	70,852.8
5439000	6/10/2000	53	53	0.2732	14.48	4191	35.5230%	Fecal		CFU/100 mL	200	283.2	86400	-	70,852.8
5439000	4/26/2001	53	53	0.2732	14.48	4191	35.5230%	Fecal		CFU/100 mL	200	283.2	86400	-	70,852.8
5439000	6/16/2001	53	53	0.2732	14.48	4191	35.5230%	Fecal		CFU/100 mL	200	283.2	86400	-	70,852.8
5439000	6/23/2002	53	53	0.2732	14.48	4191	35.5230%	Fecal		CFU/100 mL	200	283.2	86400	-	70,852.8
5439000	3/12/2005	53	53	0.2732	14.48	4191	35.5230%	Fecal		CFU/100 mL	200	283.2	86400	-	70,852.8
5439000	2/2/2017	53	53	0.2732	14.48	4191	35.5230%	Fecal		CFU/100 mL	200	283.2	86400	-	70,852.8
5439000	4/21/2010	52.9	52.9	0.2732	14.45	4212	35.7010%	Fecal		CFU/100 mL	200	283.2	86400	-	70,719.1
5439000	4/17/2011	52.9	52.9	0.2732	14.45	4212	35.7010%	Fecal		CFU/100 mL	200	283.2	86400	-	70,719.1
5439000	8/5/2014	52.9	52.9	0.2732	14.45	4212	35.7010%	Fecal		CFU/100 mL	200	283.2	86400	-	70,719.1
5439000	2/17/2020	52.9	52.9	0.2732	14.45	4212	35.7010%	Fecal		CFU/100 mL	200	283.2	86400	-	70,719.1
5439000	4/29/2008	52.8	52.8	0.2732	14.42	4216	35.7349%	Fecal		CFU/100 mL	200	283.2	86400	-	70,585.4
5439000	3/15/2018	52.8	52.8	0.2732	14.42	4216	35.7349%	Fecal		CFU/100 mL	200	283.2	86400	-	70,585.4
5439000	7/8/2018	52.8	52.8	0.2732	14.42	4216	35.7349%	Fecal		CFU/100 mL	200	283.2	86400	-	70,585.4
5439000	7/24/2019	52.8	52.8	0.2732	14.42	4216	35.7349%	Fecal		CFU/100 mL	200	283.2	86400	-	70,585.4
5439000	4/18/2021	52.8	52.8	0.2732	14.42	4216	35.7349%	Fecal		CFU/100 mL	200	283.2	86400	-	70,585.4
5439000	3/30/2002	52.7	52.7	0.2732	14.40	4221	35.7773%	Fecal		CFU/100 mL	200	283.2	86400	-	70,451.8
5439000	6/8/2007	52.7	52.7	0.2732	14.40	4221	35.7773%	Fecal		CFU/100 mL	200	283.2	86400	-	70,451.8
5439000	4/21/2015	52.7	52.7	0.2732	14.40	4221	35.7773%	Fecal		CFU/100 mL	200	283.2	86400	-	70,451.8
5439000	6/9/2017	52.7	52.7	0.2732	14.40	4221	35.7773%	Fecal		CFU/100 mL	200	283.2	86400	-	70,451.8
5439000	4/14/2019	52.7	52.7	0.2732	14.40	4221	35.7773%	Fecal		CFU/100 mL	200	283.2	86400	-	70,451.8
5439000	3/23/2022	98.6	98.6	0.1459	14.39	4226	35.8196%	Fecal		CFU/100 mL	200	283.2	86400	-	70,415.8
5439000	3/3/2005	52.6	52.6	0.2732	14.37	4227	35.8281%	Fecal		CFU/100 mL	200	283.2	86400	-	70,318.1
5439000	11/4/2008	52.6	52.6	0.2732	14.37	4227	35.8281%	Fecal		CFU/100 mL	200	283.2	86400	-	70,318.1
5439000	5/29/2010	52.6	52.6	0.2732	14.37	4227	35.8281%	Fecal		CFU/100 mL	200	283.2	86400	-	70,318.1
5439000	12/6/2016	52.6	52.6	0.2732	14.37	4227	35.8281%	Fecal		CFU/100 mL	200	283.2	86400	-	70,318.1
5439000	10/5/2008	52.5	52.5	0.2732	14.34	4231	35.8620%	Fecal		CFU/100 mL	200	283.2	86400	-	70,184.4
5439000	8/3/2017	52.5	52.5	0.2732	14.34	4231	35.8620%	Fecal		CFU/100 mL	200	283.2	86400	-	70,184.4
5439000	12/16/2018	52.5	52.5	0.2732	14.34	4231	35.8620%	Fecal		CFU/100 mL	200	283.2	86400	-	70,184.4
5439000	5/16/2021	52.5	52.5	0.2732	14.34	4231	35.8620%	Fecal		CFU/100 mL	200	283.2	86400	-	70,184.4
5439000	6/3/2003	52.4	52.4	0.2732	14.31	4235	35.8959%	Fecal		CFU/100 mL	200	283.2	86400	-	70,050.7
5439000	5/24/2006	52.4	52.4	0.2732	14.31	4235	35.8959%	Fecal		CFU/100 mL	200	283.2	86400	-	70,050.7
5439000	4/2/2011	52.4	52.4	0.2732	14.31	4235	35.8959%	Fecal		CFU/100 mL	200	283.2	86400	-	70,050.7
5439000	11/17/2011	52.4	52.4	0.2732	14.31	4235	35.8959%	Fecal		CFU/100 mL	200	283.2	86400	-	70,050.7
5439000	3/25/2015	52.4	52.4	0.2732	14.31	4235	35.8959%	Fecal		CFU/100 mL	200	283.2	86400	-	70,050.7
5439000	8/29/2015	52.4	52.4	0.2732	14.31	4235	35.8959%	Fecal		CFU/100 mL	200	283.2	86400	-	70,050.7
5439000	5/11/2007	52.3	52.3	0.2732	14.29	4241	35.9468%	Fecal		CFU/100 mL	200	283.2	86400	-	69,917.0
5439000	7/29/2007	52.3	52.3	0.2732	14.29	4241	35.9468%	Fecal		CFU/100 mL	200	283.2	86400	-	69,917.0
5439000	10/13/2008	52.3	52.3	0.2732	14.29	4241	35.9468%	Fecal		CFU/100 mL	200	283.2	86400	-	69,917.0
5439000	2/1/2016	52.3	52.3	0.2732	14.29	4241	35.9468%	Fecal		CFU/100 mL	200	283.2	86400	-	69,917.0
5439000	4/29/2016	52.3	52.3	0.2732	14.29	4241	35.9468%	Fecal		CFU/100 mL	200	283.2	86400	-	69,917.0
5439000	3/13/2017	52.3	52.3	0.2732	14.29	4241	35.9468%	Fecal		CFU/100 mL	200	283.2	86400	-	69,917.0
5439000	2/20/2019	52.3	52.3	0.2732	14.29	4241	35.9468%	Fecal		CFU/100 mL	200	283.2	86400	-	69,917.0
5439000	6/12/2020	52.3	52.3	0.2732	14.29	4241	35.9468%	Fecal		CFU/100 mL	200	283.2	86400	-	69,917.0
5439000	6/28/2020	52.3	52.3	0.2732	14.29	4241	35.9468%	Fecal		CFU/100 mL	200	283.2	86400	-	69,917.0
5439000	2/18/2020	52.2	52.2	0.2732	14.26	4250	36.0231%	Fecal		CFU/100 mL	200	283.2	86400	-	69,783.3
5439000	7/19/2020	52.2	52.2	0.2732	14.26	4250	36.0231%	Fecal		CFU/100 mL	200	283.2	86400	-	69,783.3
5439000	4/17/2012	52.1	52.1	0.2732	14.23	4252	36.0400%	Fecal		CFU/100 mL	200	283.2	86400	-	69,649.7
5439000	3/22/2015	52.1	52.1	0.2732	14.23	4252	36.0400%	Fecal		CFU/100 mL	200	283.2	86400	-	69,649.7
5439000	11/30/2018	52.1	52.1	0.2732	14.23	4252	36.0400%	Fecal		CFU/100 mL	200	283.2	86400	-	69,649.7
5439000	7/19/2021	52.1	52.1	0.2732	14.23	4252	36.0400%	Fecal		CFU/100 mL	200	283.2	86400	-	69,649.7
5439000	4/26/1990	52	52	0.2732	14.21	4256	36.0739%	Fecal		CFU/100 mL	200	283.2	86400	-	69,516.0
5439000	6/6/1990	52	52	0.2732	14.21	4256	36.0739%	Fecal		CFU/100 mL	200	283.2	86400	-	69,516.0
5439000	7/6/1990	52	52	0.2732	14.21	4256	36.0739%	Fecal		CFU/100 mL	200	283.2	86400	-	69,516.0
5439000	11/11/1990	52	52	0.2732	14.21	4256	36.0739%	Fecal		CFU/100 mL	200	283.2	86400	-	69,516.0
5439000	12/28/1990	52	52	0.2732	14.21	4256	36.0739%	Fecal		CFU/100 mL	200	283.2	86400	-	69,516.0
5439000	2/18/1991	52	52	0.2732	14.21	4256	36.0739%	Fecal		CFU/100 mL	200	283.2	86400	-	69,516.0
5439000	5/13/1991	52	52	0.2732	14.21	4256	36.0739%	Fecal		CFU/100 mL	200	283.2	86400	-	69,516.0
5439000	5/14/1991	52	52	0.2732	14.21	4256	36.0739%	Fecal		CFU/100 mL	200	283.2	86400	-	69,516.0
5439000	6/16/1991	52	52	0.2732	14.21	4256	36.0739%	Fecal		CFU/100 mL	200	283.2	86400	-	69,516.0
5439000	3/22/1992	52	52	0.2732	14.21	4256	36.0739%	Fecal		CFU/100 mL	200	283.2	86400	-	69,516.0
5439000	2/9/1993	52	52	0.2732	14.21	4256	36.0739%	Fecal		CFU/100 mL	200	283.2	86400	-	69,516.0
5439000	7/10/1993	52	52	0.2732	14.21	4256	36.0739%	Fecal		CFU/100 mL	200	283.2	86400	-	69,516.0
5439000	9/23/1993	52	52	0.2732	14.21	4256	36.0739%	Fecal		CFU/100 mL	200	283.2	86400	-	69,516.0
5439000	12/30/1993	52	52	0.2732	14.21	4256	36.0739%	Fecal		CFU/100 mL	200	283.2	86400	-	69,516.0
5439000	12/21/1994	52	52	0.2732	14.21	4256	36.0739%	Fecal		CFU/100 mL	200	283.2	86400	-	69,516.0
5439000	12/22/1994	52	52	0.2732	14.21	4256	36.0739%	Fecal		CFU/100 mL	200	283.2	86400	-	69,516.0
5439000	6/21/1995	52	52	0.2732	14.21	4256	36.0739%	Fecal		CFU/100 mL	200	283.2	86400	-	69,516.0
5439000	7/4/1996	52	52	0.2732	14.21	4256	36.0739%	Fecal		CFU/100 mL	200	283.2	86400	-	69,516.0
5439000	8/20/1996	52	52	0.2732	14.21	4256	36.0739%	Fecal		CFU/100 mL	200	283.2	86400	-	69,516.0
5439000	3/22/1997	52	52	0.2732	14.21	4256	36.0739%	Fecal		CFU/100 mL	200	283.2	86400	-	69,516.0
5439000	2/7/1998	52	52	0.2732	14.21	4256	36.0739%	Fecal		CFU/100 mL	200	283.2	86400	-	69,516.0
5439000	6/1/1998	52	52	0.2732	14.21	4256	36.0739%	Fecal		CFU/100 mL	200	283.2	86400	-	69,516.0
5439000	10/28/1998	52	52	0.2732	14.21	4256	36.0739%	Fecal		CFU/100 mL	200	283.2	86400	-	69,516.0
5439000	12/15/1998	52	52	0.2732	14.21	4256	36.0739%	Fecal		CFU/100 mL	200	283.2	86400	-	69,516.0
5439000	3/5/2000	52	52	0.2732	14.21	4256	36.0739%	Fecal		CFU/100 mL	200	283.2	86400	-	69,516.0
5439000	5/1/2000	52	52	0.2732	14.21	4256	36.0739%	Fecal		CFU/100 mL	200	283.2	86400	-	69,516.0
5439000	6/21/2001	52	52	0.2732	14.21	4256	36.0739%	Fecal		CFU/100 mL	200	283.2	86400	-	69,516.0
5439000	12/12/2007	52	52	0.2732	14.21	4256	36.0739%	Fecal		CFU/100 mL	200	283.2	86400	-	69,516.0
5439000	7/23/2015	52	52	0.2732	14.21	4256	36.0739%	Fecal		CFU/100 mL	200	283.2	86400	-	69,516.0

Gage ID	Date	Discharge (CFS)	Gage Discharge (less Surrogate NPDES) (CFS)	Watershed Area Ratio	Calculated flow (CFS)	Rank	Flow Exceedance %	Parameter	Results	Units (mg or micro_gram	Limit/Standard	100mL/CF	sec/day	Actual Load (million colonies/day)	Allowable Load (million colonies/day)
5439000	3/4/2002	51.9	51.9	0.2732	14.18	4285	36.3197%	Fecal		CFU/100 mL	200	283.2	86400	-	69,382.3
5439000	12/4/2009	51.9	51.9	0.2732	14.18	4285	36.3197%	Fecal		CFU/100 mL	200	283.2	86400	-	69,382.3
5439000	7/28/2010	51.9	51.9	0.2732	14.18	4285	36.3197%	Fecal		CFU/100 mL	200	283.2	86400	-	69,382.3
5439000	12/11/2011	51.8	51.8	0.2732	14.15	4288	36.3451%	Fecal		CFU/100 mL	200	283.2	86400	-	69,248.6
5439000	2/19/2020	51.8	51.8	0.2732	14.15	4288	36.3451%	Fecal		CFU/100 mL	200	283.2	86400	-	69,248.6
5439000	1/11/2007	51.7	51.7	0.2732	14.12	4290	36.3621%	Fecal		CFU/100 mL	200	283.2	86400	-	69,114.9
5439000	6/20/2008	51.7	51.7	0.2732	14.12	4290	36.3621%	Fecal		CFU/100 mL	200	283.2	86400	-	69,114.9
5439000	10/14/2008	51.7	51.7	0.2732	14.12	4290	36.3621%	Fecal		CFU/100 mL	200	283.2	86400	-	69,114.9
5439000	4/26/2010	51.7	51.7	0.2732	14.12	4290	36.3621%	Fecal		CFU/100 mL	200	283.2	86400	-	69,114.9
5439000	7/23/2016	51.7	51.7	0.2732	14.12	4290	36.3621%	Fecal		CFU/100 mL	200	283.2	86400	-	69,114.9
5439000	7/9/2019	51.7	51.7	0.2732	14.12	4290	36.3621%	Fecal		CFU/100 mL	200	283.2	86400	-	69,114.9
5439000	7/12/2020	51.7	51.7	0.2732	14.12	4290	36.3621%	Fecal		CFU/100 mL	200	283.2	86400	-	69,114.9
5439000	3/31/1994	51.6	51.6	0.2732	14.10	4297	36.4214%	Fecal		CFU/100 mL	200	283.2	86400	-	68,981.2
5439000	3/5/2005	51.6	51.6	0.2732	14.10	4297	36.4214%	Fecal		CFU/100 mL	200	283.2	86400	-	68,981.2
5439000	5/2/2008	51.6	51.6	0.2732	14.10	4297	36.4214%	Fecal		CFU/100 mL	200	283.2	86400	-	68,981.2
5439000	7/12/2013	51.6	51.6	0.2732	14.10	4297	36.4214%	Fecal		CFU/100 mL	200	283.2	86400	-	68,981.2
5439000	5/22/2014	51.6	51.6	0.2732	14.10	4297	36.4214%	Fecal		CFU/100 mL	200	283.2	86400	-	68,981.2
5439000	7/9/2021	51.6	51.6	0.2732	14.10	4297	36.4214%	Fecal		CFU/100 mL	200	283.2	86400	-	68,981.2
5439000	4/24/2010	51.5	51.5	0.2732	14.07	4303	36.4723%	Fecal		CFU/100 mL	200	283.2	86400	-	68,847.5
5439000	3/25/2013	51.5	51.5	0.2732	14.07	4303	36.4723%	Fecal		CFU/100 mL	200	283.2	86400	-	68,847.5
5439000	3/12/2017	51.5	51.5	0.2732	14.07	4303	36.4723%	Fecal		CFU/100 mL	200	283.2	86400	-	68,847.5
5439000	10/11/2017	51.5	51.5	0.2732	14.07	4303	36.4723%	Fecal		CFU/100 mL	200	283.2	86400	-	68,847.5
5439000	7/10/2021	51.5	51.5	0.2732	14.07	4303	36.4723%	Fecal		CFU/100 mL	200	283.2	86400	-	68,847.5
5439000	6/12/2016	51.4	51.4	0.2732	14.04	4308	36.5147%	Fecal		CFU/100 mL	200	283.2	86400	-	68,713.9
5439000	4/23/2007	51.3	51.3	0.2732	14.01	4309	36.5231%	Fecal		CFU/100 mL	200	283.2	86400	-	68,580.2
5439000	1/12/2010	51.3	51.3	0.2732	14.01	4309	36.5231%	Fecal		CFU/100 mL	200	283.2	86400	-	68,580.2
5439000	2/21/2016	51.3	51.3	0.2732	14.01	4309	36.5231%	Fecal		CFU/100 mL	200	283.2	86400	-	68,580.2
5439000	5/10/2004	51.2	51.2	0.2732	13.99	4312	36.5486%	Fecal		CFU/100 mL	200	283.2	86400	-	68,446.5
5439000	2/27/2005	51.2	51.2	0.2732	13.99	4312	36.5486%	Fecal		CFU/100 mL	200	283.2	86400	-	68,446.5
5439000	1/18/2019	51.2	51.2	0.2732	13.99	4312	36.5486%	Fecal		CFU/100 mL	200	283.2	86400	-	68,446.5
5439000	4/30/2003	51.1	51.1	0.2732	13.96	4315	36.5740%	Fecal		CFU/100 mL	200	283.2	86400	-	68,312.8
5439000	3/21/2012	51.1	51.1	0.2732	13.96	4315	36.5740%	Fecal		CFU/100 mL	200	283.2	86400	-	68,312.8
5439000	4/22/2016	51.1	51.1	0.2732	13.96	4315	36.5740%	Fecal		CFU/100 mL	200	283.2	86400	-	68,312.8
5439000	2/19/1990	51	51	0.2732	13.93	4318	36.5994%	Fecal		CFU/100 mL	200	283.2	86400	-	68,179.1
5439000	4/27/1990	51	51	0.2732	13.93	4318	36.5994%	Fecal		CFU/100 mL	200	283.2	86400	-	68,179.1
5439000	11/19/1991	51	51	0.2732	13.93	4318	36.5994%	Fecal		CFU/100 mL	200	283.2	86400	-	68,179.1
5439000	3/31/1992	51	51	0.2732	13.93	4318	36.5994%	Fecal		CFU/100 mL	200	283.2	86400	-	68,179.1
5439000	1/18/1993	51	51	0.2732	13.93	4318	36.5994%	Fecal		CFU/100 mL	200	283.2	86400	-	68,179.1
5439000	3/2/1993	51	51	0.2732	13.93	4318	36.5994%	Fecal		CFU/100 mL	200	283.2	86400	-	68,179.1
5439000	12/9/1994	51	51	0.2732	13.93	4318	36.5994%	Fecal		CFU/100 mL	200	283.2	86400	-	68,179.1
5439000	12/10/1994	51	51	0.2732	13.93	4318	36.5994%	Fecal		CFU/100 mL	200	283.2	86400	-	68,179.1
5439000	12/17/1994	51	51	0.2732	13.93	4318	36.5994%	Fecal		CFU/100 mL	200	283.2	86400	-	68,179.1
5439000	6/29/1995	51	51	0.2732	13.93	4318	36.5994%	Fecal		CFU/100 mL	200	283.2	86400	-	68,179.1
5439000	3/24/1997	51	51	0.2732	13.93	4318	36.5994%	Fecal		CFU/100 mL	200	283.2	86400	-	68,179.1
5439000	4/7/1997	51	51	0.2732	13.93	4318	36.5994%	Fecal		CFU/100 mL	200	283.2	86400	-	68,179.1
5439000	1/16/1998	51	51	0.2732	13.93	4318	36.5994%	Fecal		CFU/100 mL	200	283.2	86400	-	68,179.1
5439000	6/26/1998	51	51	0.2732	13.93	4318	36.5994%	Fecal		CFU/100 mL	200	283.2	86400	-	68,179.1
5439000	10/29/1998	51	51	0.2732	13.93	4318	36.5994%	Fecal		CFU/100 mL	200	283.2	86400	-	68,179.1
5439000	11/17/1998	51	51	0.2732	13.93	4318	36.5994%	Fecal		CFU/100 mL	200	283.2	86400	-	68,179.1
5439000	2/24/1999	51	51	0.2732	13.93	4318	36.5994%	Fecal		CFU/100 mL	200	283.2	86400	-	68,179.1
5439000	6/29/1999	51	51	0.2732	13.93	4318	36.5994%	Fecal		CFU/100 mL	200	283.2	86400	-	68,179.1
5439000	4/30/2000	51	51	0.2732	13.93	4318	36.5994%	Fecal		CFU/100 mL	200	283.2	86400	-	68,179.1
5439000	5/19/2000	51	51	0.2732	13.93	4318	36.5994%	Fecal		CFU/100 mL	200	283.2	86400	-	68,179.1
5439000	8/1/2000	51	51	0.2732	13.93	4318	36.5994%	Fecal		CFU/100 mL	200	283.2	86400	-	68,179.1
5439000	2/8/2001	51	51	0.2732	13.93	4318	36.5994%	Fecal		CFU/100 mL	200	283.2	86400	-	68,179.1
5439000	3/23/2002	51	51	0.2732	13.93	4318	36.5994%	Fecal		CFU/100 mL	200	283.2	86400	-	68,179.1
5439000	2/12/2005	51	51	0.2732	13.93	4318	36.5994%	Fecal		CFU/100 mL	200	283.2	86400	-	68,179.1
5439000	2/26/2005	51	51	0.2732	13.93	4318	36.5994%	Fecal		CFU/100 mL	200	283.2	86400	-	68,179.1
5439000	2/22/2009	51	51	0.2732	13.93	4318	36.5994%	Fecal		CFU/100 mL	200	283.2	86400	-	68,179.1
5439000	10/23/2017	51	51	0.2732	13.93	4318	36.5994%	Fecal		CFU/100 mL	200	283.2	86400	-	68,179.1
5439000	4/2/2002	50.9	50.9	0.2732	13.90	4345	36.8283%	Fecal		CFU/100 mL	200	283.2	86400	-	68,045.4
5439000	12/8/2004	50.9	50.9	0.2732	13.90	4345	36.8283%	Fecal		CFU/100 mL	200	283.2	86400	-	68,045.4
5439000	4/19/2021	50.9	50.9	0.2732	13.90	4345	36.8283%	Fecal		CFU/100 mL	200	283.2	86400	-	68,045.4
5439000	6/14/2021	50.9	50.9	0.2732	13.90	4345	36.8283%	Fecal		CFU/100 mL	200	283.2	86400	-	68,045.4
5439000	1/16/2007	50.8	50.8	0.2732	13.88	4349	36.8622%	Fecal		CFU/100 mL	200	283.2	86400	-	67,911.8
5439000	11/15/2009	50.8	50.8	0.2732	13.88	4349	36.8622%	Fecal		CFU/100 mL	200	283.2	86400	-	67,911.8
5439000	4/3/2011	50.8	50.8	0.2732	13.88	4349	36.8622%	Fecal		CFU/100 mL	200	283.2	86400	-	67,911.8
5439000	11/4/2017	50.8	50.8	0.2732	13.88	4349	36.8622%	Fecal		CFU/100 mL	200	283.2	86400	-	67,911.8
5439000	5/11/2018	50.8	50.8	0.2732	13.88	4349	36.8622%	Fecal		CFU/100 mL	200	283.2	86400	-	67,911.8
5439000	4/24/2020	50.8	50.8	0.2732	13.88	4349	36.8622%	Fecal		CFU/100 mL	200	283.2	86400	-	67,911.8
5439000	5/1/2004	50.7	50.7	0.2732	13.85	4355	36.9130%	Fecal		CFU/100 mL	200	283.2	86400	-	67,778.1
5439000	3/6/2005	50.7	50.7	0.2732	13.85	4355	36.9130%	Fecal		CFU/100 mL	200	283.2	86400	-	67,778.1
5439000	8/9/2010	50.7	50.7	0.2732	13.85	4355	36.9130%	Fecal		CFU/100 mL	200	283.2	86400	-	67,778.1
5439000	3/8/2019	50.7	50.7	0.2732	13.85	4355	36.9130%	Fecal		CFU/100 mL	200	283.2	86400	-	67,778.1
5439000	6/13/2020	50.7	50.7	0.2732	13.85	4355	36.9130%	Fecal		CFU/100 mL	200	283.2	86400	-	67,778.1
5439000	7/13/2021	50.7	50.7	0.2732	13.85	4355	36.9130%	Fecal		CFU/100 mL	200	283.2	86400	-	67,778.1
5439000	10/12/2018	50.6	50.6	0.2732	13.82	4361	36.9639%	Fecal		CFU/100 mL	200	283.2	86400	-	67,644.4
5439000	6/26/2004	50.5	50.5	0.2732	13.80	4362	36.9724%	Fecal		CFU/100 mL	200	283.2	86400	-	67,510.7
5439000	4/10/2014	50.5	50.5	0.2732	13.80	4362	36.9724%	Fecal		CFU/100 mL	200	283.2	86400	-	67,510.7
5439000	3/25/2017	50.5	50.5	0.2732	13.80	4362	36.9724%	Fecal		CFU/100 mL	200	283.2	86400	-	67,510.7
5439000	3/3/2010	50.4	50.4	0.2732	13.77	4365	36.9978%	Fecal		CFU/100 mL	200	283.2	86400	-	67,377.0
5439000	6/3/2018	50.4	50.4	0.2732	13.77	4365	36.9978%	Fecal		CFU/100 mL	200	283.2	86400	-	67,377.0
5439000	1/19/2012	50.3	50.3	0.2732	13.74	4367	37.0147%	Fecal		CFU/100 mL	200	283.2	86400	-	67,243.3
5439000	3/23/2015	50.3	50.3	0.2732	13.74	4367	37.0147%	Fecal		CFU/100 mL	200	283.2	86400	-	67,243.3
5439000	2/29/2020	50.3	50.3	0.2732	13.74	4367	37.0147%	Fecal		CFU/100 mL	200	283.2	86400	-	67,243.3
5439000	4/7/2021	50.3	50.3	0.2732	13.74	4367	37.0147%	Fecal		CFU/100 mL	200	283.2	86400	-	67,243.3
5439000	11/5/2008	50.2	50.2	0.2732	13.71	4371	37.0487%	Fecal		CFU/100 mL	200	283.2	86400	-	67,109.6
5439000	7/20/2014	50.2	50.2	0.2732	13.71	4371	37.0487%	Fecal		CFU/100 mL	200	283.2	86400	-	67,109.6
5439000	2/9/2016	50.2	50.2	0.2732	13.71	4371	37.0487%	Fecal		CFU/100 mL	200	283.2	86400	-	67,109.6
5439000	3/26/2017	50.2	50.2	0.2732	13.71	4371	37.0487%	Fecal		CFU/100 mL	200	283.2	86400	-	67,109.6
5439000	5/12/2018	50.2	50.2	0.2732	13.71	4371	37.0487%	Fecal		CFU/100 mL	200	283.2	86400	-	67,109.6
5439000	3/1/2002	50.1	50.1	0.2732	13.69	4376	37.0910%	Fecal		CFU/100 mL	200	283.2	86400	-	66,976.0
5439000	3/14/2004	50.1	50.1	0.2732	13.69	4376	37.0910%	Fecal		CFU/100 mL	200	283.2	86400	-	66,976.0
5439000	10/16/2008	50.1	50.1	0.2732	13.69	4376	37.0910%	Fecal		CFU/100 mL	200	283.2	86400	-	66,976.0
5439000	3/8/2020	50.1	50.1	0.2732	13.69	4376	37.0910%	Fecal		CFU/100 mL	200	283.2	86400	-	66,976.0
5439000	6/7/1990	50	50	0.2732	13.66	4380	37.1249%	Fecal		CFU/100 mL	200	283.2	86400	-	66,842.3
5439000	12/26/1990	50	50	0.2732	13.66	4380	37.1249%	Fecal		CFU/100 mL	200	283.2	86400	-	66,842.3
5439000	2/17/1991	50	50	0.2732	13.66	4380	37.1249%	Fecal		CFU/100 mL	200	283.2	86400	-	66,842.3
5439000	5/2/1991	50	50	0.2732	13.66	4380	37.1249%	Fecal		CFU/100 mL	200	283.2	86400	-	66,842.3
5439000	12/22/1991	50	50	0.2732	13.66	4380	37.1249%	Fecal		CFU/100 mL	200	283.2	86400	-	66,842.3
5439000	1/21/1992	50	50	0.2732	13.66	4380	37.1249%	Fecal		CFU/100 mL	200	283.2	86400	-	66,842.3
5439000	5/2/1992	50	50	0.2732	13.66	4380	37.1249%	Fecal		CFU/100 mL	200	283.2	86400	-	66,842.3
5439000	12/13/1992	50	50	0.2732	13.66	4380	37.1249%	Fecal		CFU/100 mL	200	283.2	86400	-	66,842.3
5439000	3/20/1993	50	50	0.2732	13.66	4380	37.1249%	Fecal		CFU/100 mL	200	283.2	86400	-	66,842.3
5439000	8/3/1993	50	50	0.2732	13.66	4380	37.1249%	Fecal		CFU/100 mL	200	283.2	86400	-	66,842.3
5439000	9/4/1993	50	50	0.2732	13.66	4380	37.1249%	Fecal		CFU/100 mL	200	283.2	86400	-	66,842.3
5439000	10/7/1993	50	50	0.2732	13.66	4380	37.1249%	Fecal		CFU/100 mL	200	283.2	86400	-	66,842.3
5439000	10/14/1993	50	50	0.2732	13.66	4380	37.1249%	Fecal		CFU/100 mL	200	283.2	86400	-	66,842.3
5439000	11/25/1994	50	50	0.2732	13.66	4380	37.1249%	Fecal		CFU/100 mL	200	283.2	86400	-	66,842.3
5439000	12/6/1994	50	50	0.2732	13.66	4380	37.1249%	Fecal		CFU/100 mL	200	283.2	86400	-	66,842.3
5439000	1/10/1995	50	50	0.2732	13.66	4380	37.1249%	Fecal		CFU/100 mL	200	283.2	86400	-	66,842.3
5439000	1/11/1995	50	50	0.2732	13.66	4380	37.1249%	Fecal		CFU/100 mL	200	283.2	86400	-	66,842.3
5439000	2/1/1995	50	50	0.2732	13.66	4380	37.1249%	Fecal		CFU/100 mL	200	283.2	86400	-	66,842.3
5439000	2/6/1995	50	50	0.2732	13.66	4380	37.1249%	Fecal		CFU/100 mL	200	283.2	86400	-	66,842.3
5439000	11/23/1995	50	50	0.2732	13.66	4380	37.1249%	Fecal		CFU/100 mL	200	283.2	86400	-	66,842.3
5439000	1/4/1997	50	50	0.2732	13.66	4380	37.1249%	Fecal		CFU/100 mL	200	283.2	86400	-	66,842.3
5439000	1/7/1997	50	50	0.2732	13.66	4380	37.1249%	Fecal		CFU/100 mL	200	283.2	86400	-	66,842.3
5439000	3/23/1997	50	50	0.2732	13.66	4380	37.1249%	Fecal		CFU/100 mL	200	283.2	86400	-	66,842.3
5439000	4/1/1997	50	50	0.2732	13.66	4380	37.1249%	Fecal		CFU/100 mL	200	283.2	86400	-	66,842.3
5439000	5/31/1997	50	50	0.2732	13.66	4380	37.1249%	Fecal		CFU/100 mL	200	283.2	86400	-	66,842.3
5439000	12/16/1998	50	50	0.2732	13.66	4380	37.1249%	Fecal		CFU/100 mL	200	283.2	86400	-	66,842.3
5439000	2/25/1999	50	50	0.2732	13.66	4380	37.1249%	Fecal		CFU/100 mL	200	283.2	86400	-	66,842.3
5439000	3/8/1999	50	50	0.2732	13.66	4380	37.1249%	Fecal		CFU/100 mL	200	283.2	86400	-	66,842.3
5439000	4/27/2001	50	50	0.2732	13.66	4380	37.1249%	Fecal		CFU/100 mL	200	283.2	86400	-	66,842.3
5439000	1/18/2007	50	50	0.2732	13.66	4380	37.1249%	Fecal		CFU/100 mL	200	283.2	86400	-	66,842.3
5439000	1/20/2008	50	50	0.2732	13.66	4380	37.1249%	Fecal		CFU/100 mL	200	283.2	86400	-	66,842.3

Gage ID	Date	Discharge (CFS)	Gage Discharge (less Surrogate NPDES) (CFS)	Watershed Area Ratio	Calculated flow (CFS)	Rank	Flow Exceedance %	Parameter	Results	Units (mg or micro_gram	Limit/Standard	100mL/CF	sec/day	Actual Load (million colonies/day)	Allowable Load (million colonies/day)
5439000	1/19/2009	50	50	0.2732	13.66	4380	37.1249%	Fecal		CFU/100 mL	200	283.2	86400	-	66,842.3
5439000	1/20/2012	50	50	0.2732	13.66	4380	37.1249%	Fecal		CFU/100 mL	200	283.2	86400	-	66,842.3
5439000	2/11/2012	50	50	0.2732	13.66	4380	37.1249%	Fecal		CFU/100 mL	200	283.2	86400	-	66,842.3
5439000	2/12/2012	50	50	0.2732	13.66	4380	37.1249%	Fecal		CFU/100 mL	200	283.2	86400	-	66,842.3
5439000	5/18/2012	50	50	0.2732	13.66	4380	37.1249%	Fecal		CFU/100 mL	200	283.2	86400	-	66,842.3
5439000	6/7/2013	50	50	0.2732	13.66	4380	37.1249%	Fecal		CFU/100 mL	200	283.2	86400	-	66,842.3
5439000	8/30/2013	50	50	0.2732	13.66	4380	37.1249%	Fecal		CFU/100 mL	200	283.2	86400	-	66,842.3
5439000	6/17/2014	50	50	0.2732	13.66	4380	37.1249%	Fecal		CFU/100 mL	200	283.2	86400	-	66,842.3
5439000	11/5/2016	50	50	0.2732	13.66	4380	37.1249%	Fecal		CFU/100 mL	200	283.2	86400	-	66,842.3
5439000	3/14/2017	50	50	0.2732	13.66	4380	37.1249%	Fecal		CFU/100 mL	200	283.2	86400	-	66,842.3
5439000	3/23/2012	49.9	49.9	0.2732	13.63	4421	37.4725%	Fecal		CFU/100 mL	200	283.2	86400	-	66,708.6
5439000	3/24/2012	49.9	49.9	0.2732	13.63	4421	37.4725%	Fecal		CFU/100 mL	200	283.2	86400	-	66,708.6
5439000	10/14/2017	49.9	49.9	0.2732	13.63	4421	37.4725%	Fecal		CFU/100 mL	200	283.2	86400	-	66,708.6
5439000	11/1/2017	49.9	49.9	0.2732	13.63	4421	37.4725%	Fecal		CFU/100 mL	200	283.2	86400	-	66,708.6
5439000	12/13/2020	49.9	49.9	0.2732	13.63	4421	37.4725%	Fecal		CFU/100 mL	200	283.2	86400	-	66,708.6
5439000	5/30/2021	49.9	49.9	0.2732	13.63	4421	37.4725%	Fecal		CFU/100 mL	200	283.2	86400	-	66,708.6
5439000	3/2/2022	93.4	93.4	0.1459	13.63	4427	37.5233%	Fecal		CFU/100 mL	200	283.2	86400	-	66,702.2
5439000	4/16/2022	93.4	93.4	0.1459	13.63	4427	37.5233%	Fecal		CFU/100 mL	200	283.2	86400	-	66,702.2
5439000	1/11/2013	49.8	49.8	0.2732	13.60	4429	37.5403%	Fecal		CFU/100 mL	200	283.2	86400	-	66,574.9
5439000	9/11/2014	49.8	49.8	0.2732	13.60	4429	37.5403%	Fecal		CFU/100 mL	200	283.2	86400	-	66,574.9
5439000	9/14/2007	49.7	49.7	0.2732	13.58	4431	37.5572%	Fecal		CFU/100 mL	200	283.2	86400	-	66,441.2
5439000	3/22/2012	49.7	49.7	0.2732	13.58	4431	37.5572%	Fecal		CFU/100 mL	200	283.2	86400	-	66,441.2
5439000	12/15/2019	49.7	49.7	0.2732	13.58	4431	37.5572%	Fecal		CFU/100 mL	200	283.2	86400	-	66,441.2
5439000	6/26/2020	49.7	49.7	0.2732	13.58	4431	37.5572%	Fecal		CFU/100 mL	200	283.2	86400	-	66,441.2
5439000	1/12/2007	49.6	49.6	0.2732	13.55	4435	37.5911%	Fecal		CFU/100 mL	200	283.2	86400	-	66,307.5
5439000	6/14/2016	49.6	49.6	0.2732	13.55	4435	37.5911%	Fecal		CFU/100 mL	200	283.2	86400	-	66,307.5
5439000	3/17/2018	49.6	49.6	0.2732	13.55	4435	37.5911%	Fecal		CFU/100 mL	200	283.2	86400	-	66,307.5
5439000	11/25/2001	49.5	49.5	0.2732	13.52	4438	37.6165%	Fecal		CFU/100 mL	200	283.2	86400	-	66,173.9
5439000	2/6/2009	49.5	49.5	0.2732	13.52	4438	37.6165%	Fecal		CFU/100 mL	200	283.2	86400	-	66,173.9
5439000	11/2/2017	49.5	49.5	0.2732	13.52	4438	37.6165%	Fecal		CFU/100 mL	200	283.2	86400	-	66,173.9
5439000	2/21/2019	49.5	49.5	0.2732	13.52	4438	37.6165%	Fecal		CFU/100 mL	200	283.2	86400	-	66,173.9
5439000	5/17/2021	49.5	49.5	0.2732	13.52	4438	37.6165%	Fecal		CFU/100 mL	200	283.2	86400	-	66,173.9
5439000	6/24/2002	49.4	49.4	0.2732	13.49	4443	37.6589%	Fecal		CFU/100 mL	200	283.2	86400	-	66,040.2
5439000	5/30/2007	49.4	49.4	0.2732	13.49	4443	37.6589%	Fecal		CFU/100 mL	200	283.2	86400	-	66,040.2
5439000	12/12/2011	49.4	49.4	0.2732	13.49	4443	37.6589%	Fecal		CFU/100 mL	200	283.2	86400	-	66,040.2
5439000	3/7/2020	49.4	49.4	0.2732	13.49	4443	37.6589%	Fecal		CFU/100 mL	200	283.2	86400	-	66,040.2
5439000	4/1/1994	49.3	49.3	0.2732	13.47	4447	37.6928%	Fecal		CFU/100 mL	200	283.2	86400	-	65,906.5
5439000	4/20/2006	49.3	49.3	0.2732	13.47	4447	37.6928%	Fecal		CFU/100 mL	200	283.2	86400	-	65,906.5
5439000	2/11/2017	49.3	49.3	0.2732	13.47	4447	37.6928%	Fecal		CFU/100 mL	200	283.2	86400	-	65,906.5
5439000	6/10/2017	49.3	49.3	0.2732	13.47	4447	37.6928%	Fecal		CFU/100 mL	200	283.2	86400	-	65,906.5
5439000	1/27/2020	49.3	49.3	0.2732	13.47	4447	37.6928%	Fecal		CFU/100 mL	200	283.2	86400	-	65,906.5
5439000	5/21/2006	49.2	49.2	0.2732	13.44	4452	37.7352%	Fecal		CFU/100 mL	200	283.2	86400	-	65,772.8
5439000	12/17/2009	49.2	49.2	0.2732	13.44	4452	37.7352%	Fecal		CFU/100 mL	200	283.2	86400	-	65,772.8
5439000	4/22/2010	49.2	49.2	0.2732	13.44	4452	37.7352%	Fecal		CFU/100 mL	200	283.2	86400	-	65,772.8
5439000	11/6/2013	49.2	49.2	0.2732	13.44	4452	37.7352%	Fecal		CFU/100 mL	200	283.2	86400	-	65,772.8
5439000	2/24/2017	49.2	49.2	0.2732	13.44	4452	37.7352%	Fecal		CFU/100 mL	200	283.2	86400	-	65,772.8
5439000	6/12/2010	49.1	49.1	0.2732	13.41	4457	37.7776%	Fecal		CFU/100 mL	200	283.2	86400	-	65,639.1
5439000	4/20/2014	49.1	49.1	0.2732	13.41	4457	37.7776%	Fecal		CFU/100 mL	200	283.2	86400	-	65,639.1
5439000	10/3/2014	49.1	49.1	0.2732	13.41	4457	37.7776%	Fecal		CFU/100 mL	200	283.2	86400	-	65,639.1
5439000	6/29/2016	49.1	49.1	0.2732	13.41	4457	37.7776%	Fecal		CFU/100 mL	200	283.2	86400	-	65,639.1
5439000	11/25/2020	49.1	49.1	0.2732	13.41	4457	37.7776%	Fecal		CFU/100 mL	200	283.2	86400	-	65,639.1
5439000	4/6/1990	49	49	0.2732	13.39	4462	37.8200%	Fecal		CFU/100 mL	200	283.2	86400	-	65,505.4
5439000	7/19/1990	49	49	0.2732	13.39	4462	37.8200%	Fecal		CFU/100 mL	200	283.2	86400	-	65,505.4
5439000	1/26/1992	49	49	0.2732	13.39	4462	37.8200%	Fecal		CFU/100 mL	200	283.2	86400	-	65,505.4
5439000	4/3/1992	49	49	0.2732	13.39	4462	37.8200%	Fecal		CFU/100 mL	200	283.2	86400	-	65,505.4
5439000	7/17/1992	49	49	0.2732	13.39	4462	37.8200%	Fecal		CFU/100 mL	200	283.2	86400	-	65,505.4
5439000	9/12/1992	49	49	0.2732	13.39	4462	37.8200%	Fecal		CFU/100 mL	200	283.2	86400	-	65,505.4
5439000	6/6/1993	49	49	0.2732	13.39	4462	37.8200%	Fecal		CFU/100 mL	200	283.2	86400	-	65,505.4
5439000	8/16/1993	49	49	0.2732	13.39	4462	37.8200%	Fecal		CFU/100 mL	200	283.2	86400	-	65,505.4
5439000	10/31/1994	49	49	0.2732	13.39	4462	37.8200%	Fecal		CFU/100 mL	200	283.2	86400	-	65,505.4
5439000	12/11/1994	49	49	0.2732	13.39	4462	37.8200%	Fecal		CFU/100 mL	200	283.2	86400	-	65,505.4
5439000	2/23/1995	49	49	0.2732	13.39	4462	37.8200%	Fecal		CFU/100 mL	200	283.2	86400	-	65,505.4
5439000	4/22/1997	49	49	0.2732	13.39	4462	37.8200%	Fecal		CFU/100 mL	200	283.2	86400	-	65,505.4
5439000	2/3/1998	49	49	0.2732	13.39	4462	37.8200%	Fecal		CFU/100 mL	200	283.2	86400	-	65,505.4
5439000	2/6/1998	49	49	0.2732	13.39	4462	37.8200%	Fecal		CFU/100 mL	200	283.2	86400	-	65,505.4
5439000	3/6/1999	49	49	0.2732	13.39	4462	37.8200%	Fecal		CFU/100 mL	200	283.2	86400	-	65,505.4
5439000	3/29/1999	49	49	0.2732	13.39	4462	37.8200%	Fecal		CFU/100 mL	200	283.2	86400	-	65,505.4
5439000	4/15/1999	49	49	0.2732	13.39	4462	37.8200%	Fecal		CFU/100 mL	200	283.2	86400	-	65,505.4
5439000	7/1/1999	49	49	0.2732	13.39	4462	37.8200%	Fecal		CFU/100 mL	200	283.2	86400	-	65,505.4
5439000	6/17/2001	49	49	0.2732	13.39	4462	37.8200%	Fecal		CFU/100 mL	200	283.2	86400	-	65,505.4
5439000	6/18/2001	49	49	0.2732	13.39	4462	37.8200%	Fecal		CFU/100 mL	200	283.2	86400	-	65,505.4
5439000	3/24/2002	49	49	0.2732	13.39	4462	37.8200%	Fecal		CFU/100 mL	200	283.2	86400	-	65,505.4
5439000	12/30/2007	49	49	0.2732	13.39	4462	37.8200%	Fecal		CFU/100 mL	200	283.2	86400	-	65,505.4
5439000	7/2/2009	49	49	0.2732	13.39	4462	37.8200%	Fecal		CFU/100 mL	200	283.2	86400	-	65,505.4
5439000	1/28/2012	49	49	0.2732	13.39	4462	37.8200%	Fecal		CFU/100 mL	200	283.2	86400	-	65,505.4
5439000	3/28/2015	49	49	0.2732	13.39	4462	37.8200%	Fecal		CFU/100 mL	200	283.2	86400	-	65,505.4
5439000	7/9/2018	49	49	0.2732	13.39	4462	37.8200%	Fecal		CFU/100 mL	200	283.2	86400	-	65,505.4
5439000	5/22/2008	48.9	48.9	0.2732	13.36	4488	38.0403%	Fecal		CFU/100 mL	200	283.2	86400	-	65,371.7
5439000	4/3/2015	48.9	48.9	0.2732	13.36	4488	38.0403%	Fecal		CFU/100 mL	200	283.2	86400	-	65,371.7
5439000	6/11/2017	48.9	48.9	0.2732	13.36	4488	38.0403%	Fecal		CFU/100 mL	200	283.2	86400	-	65,371.7
5439000	7/9/2016	48.8	48.8	0.2732	13.33	4491	38.0658%	Fecal		CFU/100 mL	200	283.2	86400	-	65,238.1
5439000	11/28/2017	48.8	48.8	0.2732	13.33	4491	38.0658%	Fecal		CFU/100 mL	200	283.2	86400	-	65,238.1
5439000	8/26/2009	48.7	48.7	0.2732	13.30	4493	38.0827%	Fecal		CFU/100 mL	200	283.2	86400	-	65,104.4
5439000	8/24/2011	48.7	48.7	0.2732	13.30	4493	38.0827%	Fecal		CFU/100 mL	200	283.2	86400	-	65,104.4
5439000	3/28/2013	48.7	48.7	0.2732	13.30	4493	38.0827%	Fecal		CFU/100 mL	200	283.2	86400	-	65,104.4
5439000	8/31/2013	48.7	48.7	0.2732	13.30	4493	38.0827%	Fecal		CFU/100 mL	200	283.2	86400	-	65,104.4
5439000	4/29/2014	48.7	48.7	0.2732	13.30	4493	38.0827%	Fecal		CFU/100 mL	200	283.2	86400	-	65,104.4
5439000	6/13/2016	48.7	48.7	0.2732	13.30	4493	38.0827%	Fecal		CFU/100 mL	200	283.2	86400	-	65,104.4
5439000	12/7/2016	48.7	48.7	0.2732	13.30	4493	38.0827%	Fecal		CFU/100 mL	200	283.2	86400	-	65,104.4
5439000	5/19/2021	48.7	48.7	0.2732	13.30	4493	38.0827%	Fecal		CFU/100 mL	200	283.2	86400	-	65,104.4
5439000	2/27/2004	48.6	48.6	0.2732	13.28	4501	38.1505%	Fecal		CFU/100 mL	200	283.2	86400	-	64,970.7
5439000	2/25/2009	48.6	48.6	0.2732	13.28	4501	38.1505%	Fecal		CFU/100 mL	200	283.2	86400	-	64,970.7
5439000	1/27/2012	48.6	48.6	0.2732	13.28	4501	38.1505%	Fecal		CFU/100 mL	200	283.2	86400	-	64,970.7
5439000	6/12/2017	48.6	48.6	0.2732	13.28	4501	38.1505%	Fecal		CFU/100 mL	200	283.2	86400	-	64,970.7
5439000	4/30/2008	48.5	48.5	0.2732	13.25	4505	38.1844%	Fecal		CFU/100 mL	200	283.2	86400	-	64,837.0
5439000	7/10/2017	48.5	48.5	0.2732	13.25	4505	38.1844%	Fecal		CFU/100 mL	200	283.2	86400	-	64,837.0
5439000	1/19/2018	48.5	48.5	0.2732	13.25	4505	38.1844%	Fecal		CFU/100 mL	200	283.2	86400	-	64,837.0
5439000	7/25/2019	48.5	48.5	0.2732	13.25	4505	38.1844%	Fecal		CFU/100 mL	200	283.2	86400	-	64,837.0
5439000	6/14/2020	48.5	48.5	0.2732	13.25	4505	38.1844%	Fecal		CFU/100 mL	200	283.2	86400	-	64,837.0
5439000	9/28/2011	48.4	48.4	0.2732	13.22	4510	38.2268%	Fecal		CFU/100 mL	200	283.2	86400	-	64,703.3
5439000	1/31/2016	48.4	48.4	0.2732	13.22	4510	38.2268%	Fecal		CFU/100 mL	200	283.2	86400	-	64,703.3
5439000	6/21/2017	48.4	48.4	0.2732	13.22	4510	38.2268%	Fecal		CFU/100 mL	200	283.2	86400	-	64,703.3
5439000	5/1/2008	48.3	48.3	0.2732	13.19	4513	38.2522%	Fecal		CFU/100 mL	200	283.2	86400	-	64,569.6
5439000	11/30/2011	48.3	48.3	0.2732	13.19	4513	38.2522%	Fecal		CFU/100 mL	200	283.2	86400	-	64,569.6
5439000	11/26/2017	48.3	48.3	0.2732	13.19	4513	38.2522%	Fecal		CFU/100 mL	200	283.2	86400	-	64,569.6
5439000	11/27/2018	48.3	48.3	0.2732	13.19	4513	38.2522%	Fecal		CFU/100 mL	200	283.2	86400	-	64,569.6
5439000	7/10/2019	48.3	48.3	0.2732	13.19	4513	38.2522%	Fecal		CFU/100 mL	200	283.2	86400	-	64,569.6
5439000	4/9/2004	48.2	48.2	0.2732	13.17	4518	38.2946%	Fecal		CFU/100 mL	200	283.2	86400	-	64,436.0
5439000	1/10/2007	48.2	48.2	0.2732	13.17	4518	38.2946%	Fecal		CFU/100 mL	200	283.2	86400	-	64,436.0
5439000	10/6/2008	48.2	48.2	0.2732	13.17	4518	38.2946%	Fecal		CFU/100 mL	200	283.2	86400	-	64,436.0
5439000	6/2/2010	48.2	48.2	0.2732	13.17	4518	38.2946%	Fecal		CFU/100 mL	200	283.2	86400	-	64,436.0
5439000	12/17/2018	48.2	48.2	0.2732	13.17	4518	38.2946%	Fecal		CFU/100 mL	200	283.2	86400	-	64,436.0
5439000	6/29/2011	48.1	48.1	0.2732	13.14	4523	38.3370%	Fecal		CFU/100 mL	200	283.2	86400	-	64,302.3
5439000	6/13/2017	48.1	48.1	0.2732	13.14	4523	38.3370%	Fecal		CFU/100 mL	200	283.2	86400	-	64,302.3
5439000	11/8/2017	48.1	48.1	0.2732	13.14	4523	38.3370%	Fecal		CFU/100 mL	200	283.2	86400	-	64,302.3
5439000	3/27/2018	48.1	48.1	0.2732	13.14	4523	38.3370%	Fecal		CFU/100 mL	200	283.2	86400	-	64,302.3
5439000	1/28/1990	48	48	0.2732	13.11	4527	38.3709%	Fecal		CFU/100 mL	200	283.2	86400	-	64,168.6
5439000	4/9/1990	48	48	0.2732	13.11	4527	38.3709%	Fecal		CFU/100 mL	200	283.2	86400	-	64,168.6
5439000	7/24/1990	48	48	0.2732	13.11	4527	38.3709%	Fecal		CFU/100 mL	200	283.2	86400	-	64,168.6
5439000	2/16/1991	48	48	0.2732	13.11	4527	38.3709%	Fecal		CFU/100 mL	200	283.2	86400	-	64,168.6
5439000	5/15/1991	48	48	0.2732	13.11	4527	38.3709%	Fecal		CFU/100 mL	200	283.2	86400	-	64,168.6
5439000	11/18/1991	48	48	0.2732	13.11	4527	38.3709%	Fecal		CFU/100 mL	200	283.2	86400	-	64,168.6
5439000	1/25/1992	48	48	0.2732	13.11	4527	38.3709%	Fecal		CFU/100 mL	200	283.2	86400	-	64,168.6
5439000	1/27/1992	48	48	0.2732	13.11	4527	38.3709%	Fecal		CFU/100 mL	200	283.2	86400	-	64,168.6
5439000	5/4/1992	48	48	0.2732	13.11	4527	38.3709%	Fecal		CFU/100 mL	200	283.2	86400	-	64,168.6
5439000	12/14/1992	48	48	0.2732	13.11	4527	38.3709%	Fecal		CFU/100 mL	200	283.2	86400	-	64,168.6

Gage ID	Date	Discharge (CFS)	Gage Discharge (less Surrogate NPDES) (CFS)	Watershed Area Ratio	Calculated flow (CFS)	Rank	Flow Exceedance %	Parameter	Results	Units (mg or micro_gram	Limit/Standard	100mL/CF	sec/day	Actual Load (million colonies/day)	Allowable Load (million colonies/day)
5439000	12/8/1994	48	48	0.2732	13.11	4527	38.3709%	Fecal		CFU/100 mL	200	283.2	86400	-	64,168.6
5439000	6/22/1995	48	48	0.2732	13.11	4527	38.3709%	Fecal		CFU/100 mL	200	283.2	86400	-	64,168.6
5439000	8/22/1996	48	48	0.2732	13.11	4527	38.3709%	Fecal		CFU/100 mL	200	283.2	86400	-	64,168.6
5439000	7/17/2000	48	48	0.2732	13.11	4527	38.3709%	Fecal		CFU/100 mL	200	283.2	86400	-	64,168.6
5439000	11/13/2000	48	48	0.2732	13.11	4527	38.3709%	Fecal		CFU/100 mL	200	283.2	86400	-	64,168.6
5439000	3/28/2005	48	48	0.2732	13.11	4527	38.3709%	Fecal		CFU/100 mL	200	283.2	86400	-	64,168.6
5439000	7/4/2009	48	48	0.2732	13.11	4527	38.3709%	Fecal		CFU/100 mL	200	283.2	86400	-	64,168.6
5439000	7/11/2009	48	48	0.2732	13.11	4527	38.3709%	Fecal		CFU/100 mL	200	283.2	86400	-	64,168.6
5439000	7/4/2010	48	48	0.2732	13.11	4527	38.3709%	Fecal		CFU/100 mL	200	283.2	86400	-	64,168.6
5439000	11/27/2017	48	48	0.2732	13.11	4527	38.3709%	Fecal		CFU/100 mL	200	283.2	86400	-	64,168.6
5439000	4/28/2014	47.9	47.9	0.2732	13.09	4547	38.5404%	Fecal		CFU/100 mL	200	283.2	86400	-	64,034.9
5439000	5/18/2021	47.9	47.9	0.2732	13.09	4547	38.5404%	Fecal		CFU/100 mL	200	283.2	86400	-	64,034.9
5439000	5/30/2010	47.8	47.8	0.2732	13.06	4549	38.5574%	Fecal		CFU/100 mL	200	283.2	86400	-	63,901.2
5439000	4/13/2014	47.8	47.8	0.2732	13.06	4549	38.5574%	Fecal		CFU/100 mL	200	283.2	86400	-	63,901.2
5439000	2/19/2016	47.8	47.8	0.2732	13.06	4549	38.5574%	Fecal		CFU/100 mL	200	283.2	86400	-	63,901.2
5439000	4/24/2016	47.8	47.8	0.2732	13.06	4549	38.5574%	Fecal		CFU/100 mL	200	283.2	86400	-	63,901.2
5439000	1/7/2012	47.7	47.7	0.2732	13.03	4553	38.5913%	Fecal		CFU/100 mL	200	283.2	86400	-	63,767.5
5439000	8/4/2017	47.7	47.7	0.2732	13.03	4553	38.5913%	Fecal		CFU/100 mL	200	283.2	86400	-	63,767.5
5439000	3/28/2012	47.6	47.6	0.2732	13.00	4555	38.6082%	Fecal		CFU/100 mL	200	283.2	86400	-	63,633.9
5439000	4/21/2014	47.6	47.6	0.2732	13.00	4555	38.6082%	Fecal		CFU/100 mL	200	283.2	86400	-	63,633.9
5439000	3/24/2015	47.6	47.6	0.2732	13.00	4555	38.6082%	Fecal		CFU/100 mL	200	283.2	86400	-	63,633.9
5439000	7/24/2015	47.6	47.6	0.2732	13.00	4555	38.6082%	Fecal		CFU/100 mL	200	283.2	86400	-	63,633.9
5439000	5/6/2006	47.5	47.5	0.2732	12.98	4559	38.6421%	Fecal		CFU/100 mL	200	283.2	86400	-	63,500.2
5439000	11/18/2011	47.5	47.5	0.2732	12.98	4559	38.6421%	Fecal		CFU/100 mL	200	283.2	86400	-	63,500.2
5439000	7/13/2013	47.5	47.5	0.2732	12.98	4559	38.6421%	Fecal		CFU/100 mL	200	283.2	86400	-	63,500.2
5439000	3/17/2017	47.5	47.5	0.2732	12.98	4559	38.6421%	Fecal		CFU/100 mL	200	283.2	86400	-	63,500.2
5439000	3/6/2002	47.4	47.4	0.2732	12.95	4563	38.6760%	Fecal		CFU/100 mL	200	283.2	86400	-	63,366.5
5439000	3/25/2002	47.4	47.4	0.2732	12.95	4563	38.6760%	Fecal		CFU/100 mL	200	283.2	86400	-	63,366.5
5439000	4/22/2015	47.4	47.4	0.2732	12.95	4563	38.6760%	Fecal		CFU/100 mL	200	283.2	86400	-	63,366.5
5439000	1/25/2016	47.4	47.4	0.2732	12.95	4563	38.6760%	Fecal		CFU/100 mL	200	283.2	86400	-	63,366.5
5439000	2/26/2022	88.6	88.6	0.1459	12.93	4567	38.7100%	Fecal		CFU/100 mL	200	283.2	86400	-	63,274.2
5439000	12/7/2004	47.3	47.3	0.2732	12.92	4568	38.7184%	Fecal		CFU/100 mL	200	283.2	86400	-	63,232.8
5439000	1/13/2010	47.3	47.3	0.2732	12.92	4568	38.7184%	Fecal		CFU/100 mL	200	283.2	86400	-	63,232.8
5439000	5/16/2013	47.3	47.3	0.2732	12.92	4568	38.7184%	Fecal		CFU/100 mL	200	283.2	86400	-	63,232.8
5439000	10/31/2016	47.3	47.3	0.2732	12.92	4568	38.7184%	Fecal		CFU/100 mL	200	283.2	86400	-	63,232.8
5439000	3/13/2004	47.2	47.2	0.2732	12.89	4572	38.7523%	Fecal		CFU/100 mL	200	283.2	86400	-	63,099.1
5439000	5/11/2006	47.2	47.2	0.2732	12.89	4572	38.7523%	Fecal		CFU/100 mL	200	283.2	86400	-	63,099.1
5439000	1/10/2012	47.2	47.2	0.2732	12.89	4572	38.7523%	Fecal		CFU/100 mL	200	283.2	86400	-	63,099.1
5439000	3/15/2017	47.2	47.2	0.2732	12.89	4572	38.7523%	Fecal		CFU/100 mL	200	283.2	86400	-	63,099.1
5439000	3/27/2017	47.2	47.2	0.2732	12.89	4572	38.7523%	Fecal		CFU/100 mL	200	283.2	86400	-	63,099.1
5439000	1/20/2018	47.2	47.2	0.2732	12.89	4572	38.7523%	Fecal		CFU/100 mL	200	283.2	86400	-	63,099.1
5439000	3/26/2002	47.1	47.1	0.2732	12.87	4578	38.8032%	Fecal		CFU/100 mL	200	283.2	86400	-	62,965.4
5439000	3/27/2002	47.1	47.1	0.2732	12.87	4578	38.8032%	Fecal		CFU/100 mL	200	283.2	86400	-	62,965.4
5439000	4/1/2002	47.1	47.1	0.2732	12.87	4578	38.8032%	Fecal		CFU/100 mL	200	283.2	86400	-	62,965.4
5439000	1/20/2009	47.1	47.1	0.2732	12.87	4578	38.8032%	Fecal		CFU/100 mL	200	283.2	86400	-	62,965.4
5439000	2/26/2012	47.1	47.1	0.2732	12.87	4578	38.8032%	Fecal		CFU/100 mL	200	283.2	86400	-	62,965.4
5439000	5/19/2014	47.1	47.1	0.2732	12.87	4578	38.8032%	Fecal		CFU/100 mL	200	283.2	86400	-	62,965.4
5439000	12/16/2019	47.1	47.1	0.2732	12.87	4578	38.8032%	Fecal		CFU/100 mL	200	283.2	86400	-	62,965.4
5439000	3/3/2022	88.1	88.1	0.1459	12.86	4585	38.8625%	Fecal		CFU/100 mL	200	283.2	86400	-	62,917.1
5439000	1/4/1990	47	47	0.2732	12.84	4586	38.8710%	Fecal		CFU/100 mL	200	283.2	86400	-	62,831.7
5439000	2/21/1990	47	47	0.2732	12.84	4586	38.8710%	Fecal		CFU/100 mL	200	283.2	86400	-	62,831.7
5439000	4/13/1990	47	47	0.2732	12.84	4586	38.8710%	Fecal		CFU/100 mL	200	283.2	86400	-	62,831.7
5439000	7/7/1990	47	47	0.2732	12.84	4586	38.8710%	Fecal		CFU/100 mL	200	283.2	86400	-	62,831.7
5439000	6/17/1991	47	47	0.2732	12.84	4586	38.8710%	Fecal		CFU/100 mL	200	283.2	86400	-	62,831.7
5439000	11/20/1991	47	47	0.2732	12.84	4586	38.8710%	Fecal		CFU/100 mL	200	283.2	86400	-	62,831.7
5439000	12/23/1991	47	47	0.2732	12.84	4586	38.8710%	Fecal		CFU/100 mL	200	283.2	86400	-	62,831.7
5439000	1/14/1992	47	47	0.2732	12.84	4586	38.8710%	Fecal		CFU/100 mL	200	283.2	86400	-	62,831.7
5439000	1/15/1992	47	47	0.2732	12.84	4586	38.8710%	Fecal		CFU/100 mL	200	283.2	86400	-	62,831.7
5439000	1/22/1992	47	47	0.2732	12.84	4586	38.8710%	Fecal		CFU/100 mL	200	283.2	86400	-	62,831.7
5439000	2/15/1992	47	47	0.2732	12.84	4586	38.8710%	Fecal		CFU/100 mL	200	283.2	86400	-	62,831.7
5439000	3/20/1992	47	47	0.2732	12.84	4586	38.8710%	Fecal		CFU/100 mL	200	283.2	86400	-	62,831.7
5439000	3/21/1992	47	47	0.2732	12.84	4586	38.8710%	Fecal		CFU/100 mL	200	283.2	86400	-	62,831.7
5439000	3/23/1992	47	47	0.2732	12.84	4586	38.8710%	Fecal		CFU/100 mL	200	283.2	86400	-	62,831.7
5439000	12/15/1992	47	47	0.2732	12.84	4586	38.8710%	Fecal		CFU/100 mL	200	283.2	86400	-	62,831.7
5439000	2/10/1993	47	47	0.2732	12.84	4586	38.8710%	Fecal		CFU/100 mL	200	283.2	86400	-	62,831.7
5439000	3/2/1995	47	47	0.2732	12.84	4586	38.8710%	Fecal		CFU/100 mL	200	283.2	86400	-	62,831.7
5439000	4/4/1995	47	47	0.2732	12.84	4586	38.8710%	Fecal		CFU/100 mL	200	283.2	86400	-	62,831.7
5439000	6/23/1995	47	47	0.2732	12.84	4586	38.8710%	Fecal		CFU/100 mL	200	283.2	86400	-	62,831.7
5439000	2/12/1996	47	47	0.2732	12.84	4586	38.8710%	Fecal		CFU/100 mL	200	283.2	86400	-	62,831.7
5439000	4/2/1997	47	47	0.2732	12.84	4586	38.8710%	Fecal		CFU/100 mL	200	283.2	86400	-	62,831.7
5439000	6/1/1997	47	47	0.2732	12.84	4586	38.8710%	Fecal		CFU/100 mL	200	283.2	86400	-	62,831.7
5439000	6/3/1998	47	47	0.2732	12.84	4586	38.8710%	Fecal		CFU/100 mL	200	283.2	86400	-	62,831.7
5439000	6/27/1998	47	47	0.2732	12.84	4586	38.8710%	Fecal		CFU/100 mL	200	283.2	86400	-	62,831.7
5439000	10/25/1998	47	47	0.2732	12.84	4586	38.8710%	Fecal		CFU/100 mL	200	283.2	86400	-	62,831.7
5439000	11/18/1998	47	47	0.2732	12.84	4586	38.8710%	Fecal		CFU/100 mL	200	283.2	86400	-	62,831.7
5439000	11/19/1998	47	47	0.2732	12.84	4586	38.8710%	Fecal		CFU/100 mL	200	283.2	86400	-	62,831.7
5439000	12/17/1998	47	47	0.2732	12.84	4586	38.8710%	Fecal		CFU/100 mL	200	283.2	86400	-	62,831.7
5439000	3/9/1999	47	47	0.2732	12.84	4586	38.8710%	Fecal		CFU/100 mL	200	283.2	86400	-	62,831.7
5439000	4/28/2001	47	47	0.2732	12.84	4586	38.8710%	Fecal		CFU/100 mL	200	283.2	86400	-	62,831.7
5439000	3/2/2002	47	47	0.2732	12.84	4586	38.8710%	Fecal		CFU/100 mL	200	283.2	86400	-	62,831.7
5439000	3/28/2002	47	47	0.2732	12.84	4586	38.8710%	Fecal		CFU/100 mL	200	283.2	86400	-	62,831.7
5439000	7/12/2003	47	47	0.2732	12.84	4586	38.8710%	Fecal		CFU/100 mL	200	283.2	86400	-	62,831.7
5439000	2/13/2012	47	47	0.2732	12.84	4586	38.8710%	Fecal		CFU/100 mL	200	283.2	86400	-	62,831.7
5439000	10/26/2021	47	47	0.2732	12.84	4586	38.8710%	Fecal		CFU/100 mL	200	283.2	86400	-	62,831.7
5439000	6/15/2017	46.9	46.9	0.2732	12.81	4621	39.1677%	Fecal		CFU/100 mL	200	283.2	86400	-	62,698.1
5439000	12/13/2009	46.8	46.8	0.2732	12.78	4622	39.1761%	Fecal		CFU/100 mL	200	283.2	86400	-	62,564.4
5439000	2/22/2014	46.8	46.8	0.2732	12.78	4622	39.1761%	Fecal		CFU/100 mL	200	283.2	86400	-	62,564.4
5439000	6/24/2017	46.8	46.8	0.2732	12.78	4622	39.1761%	Fecal		CFU/100 mL	200	283.2	86400	-	62,564.4
5439000	3/16/2018	46.8	46.8	0.2732	12.78	4622	39.1761%	Fecal		CFU/100 mL	200	283.2	86400	-	62,564.4
5439000	6/15/2006	46.7	46.7	0.2732	12.76	4626	39.2100%	Fecal		CFU/100 mL	200	283.2	86400	-	62,430.7
5439000	7/8/2010	46.7	46.7	0.2732	12.76	4626	39.2100%	Fecal		CFU/100 mL	200	283.2	86400	-	62,430.7
5439000	10/18/2012	46.7	46.7	0.2732	12.76	4626	39.2100%	Fecal		CFU/100 mL	200	283.2	86400	-	62,430.7
5439000	5/1/2014	46.7	46.7	0.2732	12.76	4626	39.2100%	Fecal		CFU/100 mL	200	283.2	86400	-	62,430.7
5439000	1/26/2016	46.7	46.7	0.2732	12.76	4626	39.2100%	Fecal		CFU/100 mL	200	283.2	86400	-	62,430.7
5439000	1/21/2018	46.7	46.7	0.2732	12.76	4626	39.2100%	Fecal		CFU/100 mL	200	283.2	86400	-	62,430.7
5439000	12/12/2020	46.7	46.7	0.2732	12.76	4626	39.2100%	Fecal		CFU/100 mL	200	283.2	86400	-	62,430.7
5439000	12/5/2009	46.6	46.6	0.2732	12.73	4633	39.2694%	Fecal		CFU/100 mL	200	283.2	86400	-	62,297.0
5439000	6/30/2011	46.6	46.6	0.2732	12.73	4633	39.2694%	Fecal		CFU/100 mL	200	283.2	86400	-	62,297.0
5439000	11/19/2011	46.6	46.6	0.2732	12.73	4633	39.2694%	Fecal		CFU/100 mL	200	283.2	86400	-	62,297.0
5439000	12/13/2011	46.6	46.6	0.2732	12.73	4633	39.2694%	Fecal		CFU/100 mL	200	283.2	86400	-	62,297.0
5439000	5/19/2012	46.6	46.6	0.2732	12.73	4633	39.2694%	Fecal		CFU/100 mL	200	283.2	86400	-	62,297.0
5439000	2/4/2010	46.5	46.5	0.2732	12.70	4638	39.3117%	Fecal		CFU/100 mL	200	283.2	86400	-	62,163.3
5439000	4/25/2016	46.5	46.5	0.2732	12.70	4638	39.3117%	Fecal		CFU/100 mL	200	283.2	86400	-	62,163.3
5439000	6/15/2020	46.5	46.5	0.2732	12.70	4638	39.3117%	Fecal		CFU/100 mL	200	283.2	86400	-	62,163.3
5439000	6/27/2004	46.4	46.4	0.2732	12.68	4641	39.3372%	Fecal		CFU/100 mL	200	283.2	86400	-	62,029.6
5439000	4/8/2013	46.4	46.4	0.2732	12.68	4641	39.3372%	Fecal		CFU/100 mL	200	283.2	86400	-	62,029.6
5439000	10/26/1993	46.3	46.3	0.2732	12.65	4643	39.3541%	Fecal		CFU/100 mL	200	283.2	86400	-	61,896.0
5439000	6/25/2002	46.3	46.3	0.2732	12.65	4643	39.3541%	Fecal		CFU/100 mL	200	283.2	86400	-	61,896.0
5439000	11/24/2014	46.3	46.3	0.2732	12.65	4643	39.3541%	Fecal		CFU/100 mL	200	283.2	86400	-	61,896.0
5439000	2/19/2019	46.3	46.3	0.2732	12.65	4643	39.3541%	Fecal		CFU/100 mL	200	283.2	86400	-	61,896.0
5439000	2/22/2020	46.3	46.3	0.2732	12.65	4643	39.3541%	Fecal		CFU/100 mL	200	283.2	86400	-	61,896.0
5439000	5/31/2021	46.3	46.3	0.2732	12.65	4643	39.3541%	Fecal		CFU/100 mL	200	283.2	86400	-	61,896.0
5439000	5/30/2006	46.2	46.2	0.2732	12.62	4649	39.4050%	Fecal		CFU/100 mL	200	283.2	86400	-	61,762.3
5439000	12/7/1993	46.1	46.1	0.2732	12.59	4650	39.4135%	Fecal		CFU/100 mL	200	283.2	86400	-	61,628.6
5439000	11/16/2009	46.1	46.1	0.2732	12.59	4650	39.4135%	Fecal		CFU/100 mL	200	283.2	86400	-	61,628.6
5439000	12/14/2009	46.1	46.1	0.2732	12.59	4650	39.4135%	Fecal		CFU/100 mL	200	283.2	86400	-	61,628.6
5439000	3/16/2017	46.1	46.1	0.2732	12.59	4650	39.4135%	Fecal		CFU/100 mL	200	283.2	86400	-	61,628.6
5439000	11/9/2017	46.1	46.1	0.2732	12.59	4650	39.4135%	Fecal		CFU/100 mL	200	283.2	86400	-	61,628.6
5439000	12/17/2019	46.1	46.1	0.2732	12.59	4650	39.4135%	Fecal		CFU/100 mL	200	283.2	86400	-	61,628.6
5439000	4/7/1990	46	46	0.2732	12.57	4656	39.4643%	Fecal		CFU/100 mL	200	283.2	86400	-	61,494.9
5439000	4/11/1990	46	46	0.2732	12.57	4656	39.4643%	Fecal		CFU/100 mL	200	283.2	86400	-	61,494.9
5439000	4/29/1990	46	46	0.2732	12.57	4656	39.4643%	Fecal		CFU/100 mL	200	283.2	86400	-	61,494.9
5439000	6/9/1990	46	46	0.2732	12.57	4656	39.4643%	Fecal		CFU/100 mL	200	283.2	86400	-	61,494.9
5439000	11/12/1990	46	46	0.2732	12.57	4656	39.4643%	Fecal		CFU/100 mL	200	283.2	86400	-	61,494.9
5439000	12/24/1991	46	46	0.2732	12.57	4656	39.4643%	Fecal		CFU/100 mL	200	283.2	86400	-	61,494.9
5439000	1/24/1992	46	46	0.2732	12.57	4656	39.4643%	Fecal		CFU/100 mL	200	283.2	86400	-	61,494.9

Gage ID	Date	Discharge (CFS)	Gage Discharge (less Surrogate NPDES) (CFS)	Watershed Area Ratio	Calculated flow (CFS)	Rank	Flow Exceedance %	Parameter	Results	Units (mg or micro_gram	Limit/Standard	100mL/CF	sec/day	Actual Load (million colonies/day)	Allowable Load (million colonies/day)
5439000	1/28/1992	46	46	0.2732	12.57	4656	39.4643%	Fecal		CFU/100 mL	200	283.2	86400	-	61,494.9
5439000	4/1/1992	46	46	0.2732	12.57	4656	39.4643%	Fecal		CFU/100 mL	200	283.2	86400	-	61,494.9
5439000	5/5/1992	46	46	0.2732	12.57	4656	39.4643%	Fecal		CFU/100 mL	200	283.2	86400	-	61,494.9
5439000	5/25/1993	46	46	0.2732	12.57	4656	39.4643%	Fecal		CFU/100 mL	200	283.2	86400	-	61,494.9
5439000	5/28/1993	46	46	0.2732	12.57	4656	39.4643%	Fecal		CFU/100 mL	200	283.2	86400	-	61,494.9
5439000	7/11/1993	46	46	0.2732	12.57	4656	39.4643%	Fecal		CFU/100 mL	200	283.2	86400	-	61,494.9
5439000	8/6/1993	46	46	0.2732	12.57	4656	39.4643%	Fecal		CFU/100 mL	200	283.2	86400	-	61,494.9
5439000	12/13/1994	46	46	0.2732	12.57	4656	39.4643%	Fecal		CFU/100 mL	200	283.2	86400	-	61,494.9
5439000	3/24/1995	46	46	0.2732	12.57	4656	39.4643%	Fecal		CFU/100 mL	200	283.2	86400	-	61,494.9
5439000	6/26/1995	46	46	0.2732	12.57	4656	39.4643%	Fecal		CFU/100 mL	200	283.2	86400	-	61,494.9
5439000	11/1/1995	46	46	0.2732	12.57	4656	39.4643%	Fecal		CFU/100 mL	200	283.2	86400	-	61,494.9
5439000	7/5/1996	46	46	0.2732	12.57	4656	39.4643%	Fecal		CFU/100 mL	200	283.2	86400	-	61,494.9
5439000	8/21/1996	46	46	0.2732	12.57	4656	39.4643%	Fecal		CFU/100 mL	200	283.2	86400	-	61,494.9
5439000	1/9/1997	46	46	0.2732	12.57	4656	39.4643%	Fecal		CFU/100 mL	200	283.2	86400	-	61,494.9
5439000	4/3/1997	46	46	0.2732	12.57	4656	39.4643%	Fecal		CFU/100 mL	200	283.2	86400	-	61,494.9
5439000	4/23/1997	46	46	0.2732	12.57	4656	39.4643%	Fecal		CFU/100 mL	200	283.2	86400	-	61,494.9
5439000	2/26/1999	46	46	0.2732	12.57	4656	39.4643%	Fecal		CFU/100 mL	200	283.2	86400	-	61,494.9
5439000	3/12/1999	46	46	0.2732	12.57	4656	39.4643%	Fecal		CFU/100 mL	200	283.2	86400	-	61,494.9
5439000	3/14/1999	46	46	0.2732	12.57	4656	39.4643%	Fecal		CFU/100 mL	200	283.2	86400	-	61,494.9
5439000	3/30/1999	46	46	0.2732	12.57	4656	39.4643%	Fecal		CFU/100 mL	200	283.2	86400	-	61,494.9
5439000	3/31/1999	46	46	0.2732	12.57	4656	39.4643%	Fecal		CFU/100 mL	200	283.2	86400	-	61,494.9
5439000	6/30/1999	46	46	0.2732	12.57	4656	39.4643%	Fecal		CFU/100 mL	200	283.2	86400	-	61,494.9
5439000	3/6/2000	46	46	0.2732	12.57	4656	39.4643%	Fecal		CFU/100 mL	200	283.2	86400	-	61,494.9
5439000	10/5/2000	46	46	0.2732	12.57	4656	39.4643%	Fecal		CFU/100 mL	200	283.2	86400	-	61,494.9
5439000	5/11/2001	46	46	0.2732	12.57	4656	39.4643%	Fecal		CFU/100 mL	200	283.2	86400	-	61,494.9
5439000	5/27/2001	46	46	0.2732	12.57	4656	39.4643%	Fecal		CFU/100 mL	200	283.2	86400	-	61,494.9
5439000	3/7/2002	46	46	0.2732	12.57	4656	39.4643%	Fecal		CFU/100 mL	200	283.2	86400	-	61,494.9
5439000	6/26/2002	46	46	0.2732	12.57	4656	39.4643%	Fecal		CFU/100 mL	200	283.2	86400	-	61,494.9
5439000	1/19/2005	46	46	0.2732	12.57	4656	39.4643%	Fecal		CFU/100 mL	200	283.2	86400	-	61,494.9
5439000	4/24/2007	46	46	0.2732	12.57	4656	39.4643%	Fecal		CFU/100 mL	200	283.2	86400	-	61,494.9
5439000	7/3/2009	46	46	0.2732	12.57	4656	39.4643%	Fecal		CFU/100 mL	200	283.2	86400	-	61,494.9
5439000	7/5/2009	46	46	0.2732	12.57	4656	39.4643%	Fecal		CFU/100 mL	200	283.2	86400	-	61,494.9
5439000	11/17/2009	46	46	0.2732	12.57	4656	39.4643%	Fecal		CFU/100 mL	200	283.2	86400	-	61,494.9
5439000	4/23/2010	46	46	0.2732	12.57	4656	39.4643%	Fecal		CFU/100 mL	200	283.2	86400	-	61,494.9
5439000	2/6/2017	46	46	0.2732	12.57	4656	39.4643%	Fecal		CFU/100 mL	200	283.2	86400	-	61,494.9
5439000	1/28/2020	46	46	0.2732	12.57	4656	39.4643%	Fecal		CFU/100 mL	200	283.2	86400	-	61,494.9
5439000	7/5/1994	45.9	45.9	0.2732	12.54	4699	39.8288%	Fecal		CFU/100 mL	200	283.2	86400	-	61,361.2
5439000	3/31/2002	45.9	45.9	0.2732	12.54	4699	39.8288%	Fecal		CFU/100 mL	200	283.2	86400	-	61,361.2
5439000	6/21/2008	45.9	45.9	0.2732	12.54	4699	39.8288%	Fecal		CFU/100 mL	200	283.2	86400	-	61,361.2
5439000	2/25/2012	45.9	45.9	0.2732	12.54	4699	39.8288%	Fecal		CFU/100 mL	200	283.2	86400	-	61,361.2
5439000	4/18/2012	45.9	45.9	0.2732	12.54	4699	39.8288%	Fecal		CFU/100 mL	200	283.2	86400	-	61,361.2
5439000	12/5/2017	45.9	45.9	0.2732	12.54	4699	39.8288%	Fecal		CFU/100 mL	200	283.2	86400	-	61,361.2
5439000	7/17/2019	45.9	45.9	0.2732	12.54	4699	39.8288%	Fecal		CFU/100 mL	200	283.2	86400	-	61,361.2
5439000	1/12/2009	45.8	45.8	0.2732	12.51	4706	39.8881%	Fecal		CFU/100 mL	200	283.2	86400	-	61,227.5
5439000	2/5/2010	45.8	45.8	0.2732	12.51	4706	39.8881%	Fecal		CFU/100 mL	200	283.2	86400	-	61,227.5
5439000	2/16/2012	45.8	45.8	0.2732	12.51	4706	39.8881%	Fecal		CFU/100 mL	200	283.2	86400	-	61,227.5
5439000	6/2/2012	45.8	45.8	0.2732	12.51	4706	39.8881%	Fecal		CFU/100 mL	200	283.2	86400	-	61,227.5
5439000	4/30/2014	45.8	45.8	0.2732	12.51	4706	39.8881%	Fecal		CFU/100 mL	200	283.2	86400	-	61,227.5
5439000	5/28/2014	45.8	45.8	0.2732	12.51	4706	39.8881%	Fecal		CFU/100 mL	200	283.2	86400	-	61,227.5
5439000	4/24/2015	45.8	45.8	0.2732	12.51	4706	39.8881%	Fecal		CFU/100 mL	200	283.2	86400	-	61,227.5
5439000	6/14/2017	45.8	45.8	0.2732	12.51	4706	39.8881%	Fecal		CFU/100 mL	200	283.2	86400	-	61,227.5
5439000	7/14/2021	45.8	45.8	0.2732	12.51	4706	39.8881%	Fecal		CFU/100 mL	200	283.2	86400	-	61,227.5
5439000	3/27/2022	85.7	85.7	0.1459	12.51	4715	39.9644%	Fecal		CFU/100 mL	200	283.2	86400	-	61,203.2
5439000	10/28/1993	45.7	45.7	0.2732	12.48	4716	39.9729%	Fecal		CFU/100 mL	200	283.2	86400	-	61,093.8
5439000	4/2/1994	45.7	45.7	0.2732	12.48	4716	39.9729%	Fecal		CFU/100 mL	200	283.2	86400	-	61,093.8
5439000	7/6/1994	45.7	45.7	0.2732	12.48	4716	39.9729%	Fecal		CFU/100 mL	200	283.2	86400	-	61,093.8
5439000	5/7/2008	45.7	45.7	0.2732	12.48	4716	39.9729%	Fecal		CFU/100 mL	200	283.2	86400	-	61,093.8
5439000	6/12/2013	45.7	45.7	0.2732	12.48	4716	39.9729%	Fecal		CFU/100 mL	200	283.2	86400	-	61,093.8
5439000	4/23/2016	45.7	45.7	0.2732	12.48	4716	39.9729%	Fecal		CFU/100 mL	200	283.2	86400	-	61,093.8
5439000	1/18/2018	45.7	45.7	0.2732	12.48	4716	39.9729%	Fecal		CFU/100 mL	200	283.2	86400	-	61,093.8
5439000	4/20/2021	45.7	45.7	0.2732	12.48	4716	39.9729%	Fecal		CFU/100 mL	200	283.2	86400	-	61,093.8
5439000	10/28/2001	45.6	45.6	0.2732	12.46	4724	40.0407%	Fecal		CFU/100 mL	200	283.2	86400	-	60,960.2
5439000	7/8/2003	45.6	45.6	0.2732	12.46	4724	40.0407%	Fecal		CFU/100 mL	200	283.2	86400	-	60,960.2
5439000	7/16/2007	45.6	45.6	0.2732	12.46	4724	40.0407%	Fecal		CFU/100 mL	200	283.2	86400	-	60,960.2
5439000	11/24/2008	45.6	45.6	0.2732	12.46	4724	40.0407%	Fecal		CFU/100 mL	200	283.2	86400	-	60,960.2
5439000	4/13/2019	45.6	45.6	0.2732	12.46	4724	40.0407%	Fecal		CFU/100 mL	200	283.2	86400	-	60,960.2
5439000	7/4/2004	45.5	45.5	0.2732	12.43	4729	40.0831%	Fecal		CFU/100 mL	200	283.2	86400	-	60,826.5
5439000	8/18/2007	45.5	45.5	0.2732	12.43	4729	40.0831%	Fecal		CFU/100 mL	200	283.2	86400	-	60,826.5
5439000	7/20/2021	45.5	45.5	0.2732	12.43	4729	40.0831%	Fecal		CFU/100 mL	200	283.2	86400	-	60,826.5
5439000	7/7/1994	45.4	45.4	0.2732	12.40	4732	40.1085%	Fecal		CFU/100 mL	200	283.2	86400	-	60,692.8
5439000	2/15/2013	45.4	45.4	0.2732	12.40	4732	40.1085%	Fecal		CFU/100 mL	200	283.2	86400	-	60,692.8
5439000	4/26/2016	45.4	45.4	0.2732	12.40	4732	40.1085%	Fecal		CFU/100 mL	200	283.2	86400	-	60,692.8
5439000	6/22/2017	45.4	45.4	0.2732	12.40	4732	40.1085%	Fecal		CFU/100 mL	200	283.2	86400	-	60,692.8
5439000	3/20/2017	45.3	45.3	0.2732	12.37	4736	40.1424%	Fecal		CFU/100 mL	200	283.2	86400	-	60,559.1
5439000	1/26/2018	45.3	45.3	0.2732	12.37	4736	40.1424%	Fecal		CFU/100 mL	200	283.2	86400	-	60,559.1
5439000	3/18/2017	45.2	45.2	0.2732	12.35	4738	40.1593%	Fecal		CFU/100 mL	200	283.2	86400	-	60,425.4
5439000	7/10/2018	45.2	45.2	0.2732	12.35	4738	40.1593%	Fecal		CFU/100 mL	200	283.2	86400	-	60,425.4
5439000	12/21/2018	45.2	45.2	0.2732	12.35	4738	40.1593%	Fecal		CFU/100 mL	200	283.2	86400	-	60,425.4
5439000	2/28/2004	45.1	45.1	0.2732	12.32	4741	40.1848%	Fecal		CFU/100 mL	200	283.2	86400	-	60,291.7
5439000	6/26/2006	45.1	45.1	0.2732	12.32	4741	40.1848%	Fecal		CFU/100 mL	200	283.2	86400	-	60,291.7
5439000	12/7/2006	45.1	45.1	0.2732	12.32	4741	40.1848%	Fecal		CFU/100 mL	200	283.2	86400	-	60,291.7
5439000	11/21/2008	45.1	45.1	0.2732	12.32	4741	40.1848%	Fecal		CFU/100 mL	200	283.2	86400	-	60,291.7
5439000	2/14/2012	45.1	45.1	0.2732	12.32	4741	40.1848%	Fecal		CFU/100 mL	200	283.2	86400	-	60,291.7
5439000	2/25/2017	45.1	45.1	0.2732	12.32	4741	40.1848%	Fecal		CFU/100 mL	200	283.2	86400	-	60,291.7
5439000	1/29/1990	45	45	0.2732	12.29	4747	40.2356%	Fecal		CFU/100 mL	200	283.2	86400	-	60,158.1
5439000	4/8/1990	45	45	0.2732	12.29	4747	40.2356%	Fecal		CFU/100 mL	200	283.2	86400	-	60,158.1
5439000	8/18/1990	45	45	0.2732	12.29	4747	40.2356%	Fecal		CFU/100 mL	200	283.2	86400	-	60,158.1
5439000	10/18/1990	45	45	0.2732	12.29	4747	40.2356%	Fecal		CFU/100 mL	200	283.2	86400	-	60,158.1
5439000	12/27/1990	45	45	0.2732	12.29	4747	40.2356%	Fecal		CFU/100 mL	200	283.2	86400	-	60,158.1
5439000	2/3/1991	45	45	0.2732	12.29	4747	40.2356%	Fecal		CFU/100 mL	200	283.2	86400	-	60,158.1
5439000	5/3/1991	45	45	0.2732	12.29	4747	40.2356%	Fecal		CFU/100 mL	200	283.2	86400	-	60,158.1
5439000	1/23/1992	45	45	0.2732	12.29	4747	40.2356%	Fecal		CFU/100 mL	200	283.2	86400	-	60,158.1
5439000	1/30/1992	45	45	0.2732	12.29	4747	40.2356%	Fecal		CFU/100 mL	200	283.2	86400	-	60,158.1
5439000	4/2/1992	45	45	0.2732	12.29	4747	40.2356%	Fecal		CFU/100 mL	200	283.2	86400	-	60,158.1
5439000	4/12/1992	45	45	0.2732	12.29	4747	40.2356%	Fecal		CFU/100 mL	200	283.2	86400	-	60,158.1
5439000	5/3/1992	45	45	0.2732	12.29	4747	40.2356%	Fecal		CFU/100 mL	200	283.2	86400	-	60,158.1
5439000	2/13/1993	45	45	0.2732	12.29	4747	40.2356%	Fecal		CFU/100 mL	200	283.2	86400	-	60,158.1
5439000	3/21/1993	45	45	0.2732	12.29	4747	40.2356%	Fecal		CFU/100 mL	200	283.2	86400	-	60,158.1
5439000	10/8/1993	45	45	0.2732	12.29	4747	40.2356%	Fecal		CFU/100 mL	200	283.2	86400	-	60,158.1
5439000	10/15/1993	45	45	0.2732	12.29	4747	40.2356%	Fecal		CFU/100 mL	200	283.2	86400	-	60,158.1
5439000	1/1/1994	45	45	0.2732	12.29	4747	40.2356%	Fecal		CFU/100 mL	200	283.2	86400	-	60,158.1
5439000	11/26/1994	45	45	0.2732	12.29	4747	40.2356%	Fecal		CFU/100 mL	200	283.2	86400	-	60,158.1
5439000	1/12/1995	45	45	0.2732	12.29	4747	40.2356%	Fecal		CFU/100 mL	200	283.2	86400	-	60,158.1
5439000	2/2/1995	45	45	0.2732	12.29	4747	40.2356%	Fecal		CFU/100 mL	200	283.2	86400	-	60,158.1
5439000	2/7/1995	45	45	0.2732	12.29	4747	40.2356%	Fecal		CFU/100 mL	200	283.2	86400	-	60,158.1
5439000	6/24/1995	45	45	0.2732	12.29	4747	40.2356%	Fecal		CFU/100 mL	200	283.2	86400	-	60,158.1
5439000	6/27/1995	45	45	0.2732	12.29	4747	40.2356%	Fecal		CFU/100 mL	200	283.2	86400	-	60,158.1
5439000	4/4/1997	45	45	0.2732	12.29	4747	40.2356%	Fecal		CFU/100 mL	200	283.2	86400	-	60,158.1
5439000	4/8/1997	45	45	0.2732	12.29	4747	40.2356%	Fecal		CFU/100 mL	200	283.2	86400	-	60,158.1
5439000	6/13/1997	45	45	0.2732	12.29	4747	40.2356%	Fecal		CFU/100 mL	200	283.2	86400	-	60,158.1
5439000	6/27/1997	45	45	0.2732	12.29	4747	40.2356%	Fecal		CFU/100 mL	200	283.2	86400	-	60,158.1
5439000	8/17/1997	45	45	0.2732	12.29	4747	40.2356%	Fecal		CFU/100 mL	200	283.2	86400	-	60,158.1
5439000	1/17/1998	45	45	0.2732	12.29	4747	40.2356%	Fecal		CFU/100 mL	200	283.2	86400	-	60,158.1
5439000	6/4/1998	45	45	0.2732	12.29	4747	40.2356%	Fecal		CFU/100 mL	200	283.2	86400	-	60,158.1
5439000	6/5/1998	45	45	0.2732	12.29	4747	40.2356%	Fecal		CFU/100 mL	200	283.2	86400	-	60,158.1
5439000	7/12/1998	45	45	0.2732	12.29	4747	40.2356%	Fecal		CFU/100 mL	200	283.2	86400	-	60,158.1
5439000	10/30/1998	45	45	0.2732	12.29	4747	40.2356%	Fecal		CFU/100 mL	200	283.2	86400	-	60,158.1
5439000	12/18/1998	45	45	0.2732	12.29	4747	40.2356%	Fecal		CFU/100 mL	200	283.2	86400	-	60,158.1
5439000	3/13/1999	45	45	0.2732	12.29	4747	40.2356%	Fecal		CFU/100 mL	200	283.2	86400	-	60,158.1
5439000	4/1/1999	45	45	0.2732	12.29	4747	40.2356%	Fecal		CFU/100 mL	200	283.2	86400	-	60,158.1
5439000	5/2/2000	45	45	0.2732	12.29	4747	40.2356%	Fecal		CFU/100 mL	200	283.2	86400	-	60,158.1
5439000	2/5/2001	45	45	0.2732	12.29	4747	40.2356%	Fecal		CFU/100 mL	200	283.2	86400	-	60,158.1
5439000	4/29/2001	45	45	0.2732	12.29	4747	40.2356%	Fecal		CFU/100 mL	200	283.2	86400	-	60,158.1
5439000	5/7/2001	45	45	0.2732	12.29	4747	40.2356%	Fecal		CFU/100 mL	200	283.2	86400	-	60,158.1
5439000	3/29/2005	45	45	0.2732	12.29	4747	40.2356%	Fecal		CFU/100 mL	200	283.2	86400	-	60,158.1
5439000	1/21/2008	45	45	0.2732	12.29	4747	40.2356%	Fecal		CFU/100 mL	200	283.2	86400	-	60,158.1

Gage ID	Date	Discharge (CFS)	Gage Discharge (less Surrogate NPDES) (CFS)	Watershed Area Ratio	Calculated flow (CFS)	Rank	Flow Exceedance %	Parameter	Results	Units (mg or micro_gram	Limit/Standard	100mL/CF	sec/day	Actual Load (million colonies/day)	Allowable Load (million colonies/day)
5439000	2/16/2011	45	45	0.2732	12.29	4747	40.2356%	Fecal		CFU/100 mL	200	283.2	86400	-	60,158.1
5439000	6/30/2016	45	45	0.2732	12.29	4747	40.2356%	Fecal		CFU/100 mL	200	283.2	86400	-	60,158.1
5439000	4/5/2011	44.9	44.9	0.2732	12.27	4791	40.6086%	Fecal		CFU/100 mL	200	283.2	86400	-	60,024.4
5439000	11/30/2017	44.9	44.9	0.2732	12.27	4791	40.6086%	Fecal		CFU/100 mL	200	283.2	86400	-	60,024.4
5439000	11/18/2009	44.8	44.8	0.2732	12.24	4793	40.6255%	Fecal		CFU/100 mL	200	283.2	86400	-	59,890.7
5439000	5/31/2010	44.8	44.8	0.2732	12.24	4793	40.6255%	Fecal		CFU/100 mL	200	283.2	86400	-	59,890.7
5439000	3/29/2015	44.8	44.8	0.2732	12.24	4793	40.6255%	Fecal		CFU/100 mL	200	283.2	86400	-	59,890.7
5439000	2/23/2017	44.8	44.8	0.2732	12.24	4793	40.6255%	Fecal		CFU/100 mL	200	283.2	86400	-	59,890.7
5439000	6/16/2020	44.8	44.8	0.2732	12.24	4793	40.6255%	Fecal		CFU/100 mL	200	283.2	86400	-	59,890.7
5439000	7/13/2010	44.7	44.7	0.2732	12.21	4798	40.6679%	Fecal		CFU/100 mL	200	283.2	86400	-	59,757.0
5439000	4/12/2022	83.6	83.6	0.1459	12.20	4799	40.6764%	Fecal		CFU/100 mL	200	283.2	86400	-	59,703.4
5439000	3/27/2005	44.6	44.6	0.2732	12.18	4800	40.6849%	Fecal		CFU/100 mL	200	283.2	86400	-	59,623.3
5439000	12/11/2009	44.6	44.6	0.2732	12.18	4800	40.6849%	Fecal		CFU/100 mL	200	283.2	86400	-	59,623.3
5439000	7/29/2010	44.6	44.6	0.2732	12.18	4800	40.6849%	Fecal		CFU/100 mL	200	283.2	86400	-	59,623.3
5439000	8/10/2010	44.6	44.6	0.2732	12.18	4800	40.6849%	Fecal		CFU/100 mL	200	283.2	86400	-	59,623.3
5439000	10/18/2014	44.6	44.6	0.2732	12.18	4800	40.6849%	Fecal		CFU/100 mL	200	283.2	86400	-	59,623.3
5439000	11/6/2016	44.6	44.6	0.2732	12.18	4800	40.6849%	Fecal		CFU/100 mL	200	283.2	86400	-	59,623.3
5439000	3/3/2002	44.5	44.5	0.2732	12.16	4806	40.7357%	Fecal		CFU/100 mL	200	283.2	86400	-	59,489.6
5439000	4/3/2002	44.5	44.5	0.2732	12.16	4806	40.7357%	Fecal		CFU/100 mL	200	283.2	86400	-	59,489.6
5439000	4/5/2006	44.5	44.5	0.2732	12.16	4806	40.7357%	Fecal		CFU/100 mL	200	283.2	86400	-	59,489.6
5439000	5/12/2007	44.5	44.5	0.2732	12.16	4806	40.7357%	Fecal		CFU/100 mL	200	283.2	86400	-	59,489.6
5439000	5/3/2008	44.5	44.5	0.2732	12.16	4806	40.7357%	Fecal		CFU/100 mL	200	283.2	86400	-	59,489.6
5439000	1/16/2012	44.5	44.5	0.2732	12.16	4806	40.7357%	Fecal		CFU/100 mL	200	283.2	86400	-	59,489.6
5439000	6/8/2013	44.5	44.5	0.2732	12.16	4806	40.7357%	Fecal		CFU/100 mL	200	283.2	86400	-	59,489.6
5439000	7/21/2014	44.5	44.5	0.2732	12.16	4806	40.7357%	Fecal		CFU/100 mL	200	283.2	86400	-	59,489.6
5439000	12/20/2018	44.5	44.5	0.2732	12.16	4806	40.7357%	Fecal		CFU/100 mL	200	283.2	86400	-	59,489.6
5439000	11/26/2011	44.4	44.4	0.2732	12.13	4815	40.8120%	Fecal		CFU/100 mL	200	283.2	86400	-	59,355.9
5439000	4/30/2012	44.4	44.4	0.2732	12.13	4815	40.8120%	Fecal		CFU/100 mL	200	283.2	86400	-	59,355.9
5439000	5/4/2012	44.4	44.4	0.2732	12.13	4815	40.8120%	Fecal		CFU/100 mL	200	283.2	86400	-	59,355.9
5439000	6/4/2018	44.4	44.4	0.2732	12.13	4815	40.8120%	Fecal		CFU/100 mL	200	283.2	86400	-	59,355.9
5439000	5/20/2021	44.4	44.4	0.2732	12.13	4815	40.8120%	Fecal		CFU/100 mL	200	283.2	86400	-	59,355.9
5439000	12/9/2004	44.3	44.3	0.2732	12.10	4820	40.8544%	Fecal		CFU/100 mL	200	283.2	86400	-	59,222.3
5439000	3/25/2012	44.3	44.3	0.2732	12.10	4820	40.8544%	Fecal		CFU/100 mL	200	283.2	86400	-	59,222.3
5439000	4/2/2013	44.3	44.3	0.2732	12.10	4820	40.8544%	Fecal		CFU/100 mL	200	283.2	86400	-	59,222.3
5439000	12/18/2009	44.2	44.2	0.2732	12.07	4823	40.8798%	Fecal		CFU/100 mL	200	283.2	86400	-	59,088.6
5439000	1/14/2010	44.2	44.2	0.2732	12.07	4823	40.8798%	Fecal		CFU/100 mL	200	283.2	86400	-	59,088.6
5439000	3/30/2012	44.2	44.2	0.2732	12.07	4823	40.8798%	Fecal		CFU/100 mL	200	283.2	86400	-	59,088.6
5439000	4/19/2012	44.2	44.2	0.2732	12.07	4823	40.8798%	Fecal		CFU/100 mL	200	283.2	86400	-	59,088.6
5439000	5/22/2013	44.2	44.2	0.2732	12.07	4823	40.8798%	Fecal		CFU/100 mL	200	283.2	86400	-	59,088.6
5439000	1/28/2016	44.2	44.2	0.2732	12.07	4823	40.8798%	Fecal		CFU/100 mL	200	283.2	86400	-	59,088.6
5439000	11/17/2017	44.2	44.2	0.2732	12.07	4823	40.8798%	Fecal		CFU/100 mL	200	283.2	86400	-	59,088.6
5439000	4/10/2004	44.1	44.1	0.2732	12.05	4830	40.9391%	Fecal		CFU/100 mL	200	283.2	86400	-	58,954.9
5439000	5/2/2004	44.1	44.1	0.2732	12.05	4830	40.9391%	Fecal		CFU/100 mL	200	283.2	86400	-	58,954.9
5439000	2/28/2007	44.1	44.1	0.2732	12.05	4830	40.9391%	Fecal		CFU/100 mL	200	283.2	86400	-	58,954.9
5439000	11/9/2008	44.1	44.1	0.2732	12.05	4830	40.9391%	Fecal		CFU/100 mL	200	283.2	86400	-	58,954.9
5439000	4/27/2010	44.1	44.1	0.2732	12.05	4830	40.9391%	Fecal		CFU/100 mL	200	283.2	86400	-	58,954.9
5439000	4/9/2013	44.1	44.1	0.2732	12.05	4830	40.9391%	Fecal		CFU/100 mL	200	283.2	86400	-	58,954.9
5439000	2/12/2017	44.1	44.1	0.2732	12.05	4830	40.9391%	Fecal		CFU/100 mL	200	283.2	86400	-	58,954.9
5439000	3/28/2017	44.1	44.1	0.2732	12.05	4830	40.9391%	Fecal		CFU/100 mL	200	283.2	86400	-	58,954.9
5439000	11/16/2017	44.1	44.1	0.2732	12.05	4830	40.9391%	Fecal		CFU/100 mL	200	283.2	86400	-	58,954.9
5439000	1/26/1990	44	44	0.2732	12.02	4839	41.0154%	Fecal		CFU/100 mL	200	283.2	86400	-	58,821.2
5439000	1/27/1990	44	44	0.2732	12.02	4839	41.0154%	Fecal		CFU/100 mL	200	283.2	86400	-	58,821.2
5439000	1/31/1990	44	44	0.2732	12.02	4839	41.0154%	Fecal		CFU/100 mL	200	283.2	86400	-	58,821.2
5439000	2/20/1990	44	44	0.2732	12.02	4839	41.0154%	Fecal		CFU/100 mL	200	283.2	86400	-	58,821.2
5439000	8/3/1990	44	44	0.2732	12.02	4839	41.0154%	Fecal		CFU/100 mL	200	283.2	86400	-	58,821.2
5439000	8/6/1990	44	44	0.2732	12.02	4839	41.0154%	Fecal		CFU/100 mL	200	283.2	86400	-	58,821.2
5439000	8/26/1990	44	44	0.2732	12.02	4839	41.0154%	Fecal		CFU/100 mL	200	283.2	86400	-	58,821.2
5439000	1/29/1992	44	44	0.2732	12.02	4839	41.0154%	Fecal		CFU/100 mL	200	283.2	86400	-	58,821.2
5439000	6/4/1993	44	44	0.2732	12.02	4839	41.0154%	Fecal		CFU/100 mL	200	283.2	86400	-	58,821.2
5439000	1/13/1995	44	44	0.2732	12.02	4839	41.0154%	Fecal		CFU/100 mL	200	283.2	86400	-	58,821.2
5439000	3/3/1995	44	44	0.2732	12.02	4839	41.0154%	Fecal		CFU/100 mL	200	283.2	86400	-	58,821.2
5439000	7/6/1996	44	44	0.2732	12.02	4839	41.0154%	Fecal		CFU/100 mL	200	283.2	86400	-	58,821.2
5439000	2/19/1997	44	44	0.2732	12.02	4839	41.0154%	Fecal		CFU/100 mL	200	283.2	86400	-	58,821.2
5439000	6/2/1997	44	44	0.2732	12.02	4839	41.0154%	Fecal		CFU/100 mL	200	283.2	86400	-	58,821.2
5439000	1/21/1999	44	44	0.2732	12.02	4839	41.0154%	Fecal		CFU/100 mL	200	283.2	86400	-	58,821.2
5439000	4/4/1999	44	44	0.2732	12.02	4839	41.0154%	Fecal		CFU/100 mL	200	283.2	86400	-	58,821.2
5439000	4/11/1999	44	44	0.2732	12.02	4839	41.0154%	Fecal		CFU/100 mL	200	283.2	86400	-	58,821.2
5439000	9/30/1999	44	44	0.2732	12.02	4839	41.0154%	Fecal		CFU/100 mL	200	283.2	86400	-	58,821.2
5439000	10/4/2000	44	44	0.2732	12.02	4839	41.0154%	Fecal		CFU/100 mL	200	283.2	86400	-	58,821.2
5439000	5/1/2001	44	44	0.2732	12.02	4839	41.0154%	Fecal		CFU/100 mL	200	283.2	86400	-	58,821.2
5439000	5/13/2007	44	44	0.2732	12.02	4839	41.0154%	Fecal		CFU/100 mL	200	283.2	86400	-	58,821.2
5439000	12/6/2009	44	44	0.2732	12.02	4839	41.0154%	Fecal		CFU/100 mL	200	283.2	86400	-	58,821.2
5439000	1/11/2012	44	44	0.2732	12.02	4839	41.0154%	Fecal		CFU/100 mL	200	283.2	86400	-	58,821.2
5439000	2/24/2016	44	44	0.2732	12.02	4839	41.0154%	Fecal		CFU/100 mL	200	283.2	86400	-	58,821.2
5439000	2/22/2017	44	44	0.2732	12.02	4839	41.0154%	Fecal		CFU/100 mL	200	283.2	86400	-	58,821.2
5439000	11/29/2017	44	44	0.2732	12.02	4839	41.0154%	Fecal		CFU/100 mL	200	283.2	86400	-	58,821.2
5439000	3/18/2018	44	44	0.2732	12.02	4839	41.0154%	Fecal		CFU/100 mL	200	283.2	86400	-	58,821.2
5439000	2/1/2020	44	44	0.2732	12.02	4839	41.0154%	Fecal		CFU/100 mL	200	283.2	86400	-	58,821.2
5439000	3/30/2005	43.9	43.9	0.2732	11.99	4867	41.2528%	Fecal		CFU/100 mL	200	283.2	86400	-	58,687.5
5439000	2/23/2008	43.9	43.9	0.2732	11.99	4867	41.2528%	Fecal		CFU/100 mL	200	283.2	86400	-	58,687.5
5439000	6/17/2010	43.9	43.9	0.2732	11.99	4867	41.2528%	Fecal		CFU/100 mL	200	283.2	86400	-	58,687.5
5439000	12/8/2016	43.9	43.9	0.2732	11.99	4867	41.2528%	Fecal		CFU/100 mL	200	283.2	86400	-	58,687.5
5439000	11/15/2017	43.9	43.9	0.2732	11.99	4867	41.2528%	Fecal		CFU/100 mL	200	283.2	86400	-	58,687.5
5439000	4/21/2021	43.9	43.9	0.2732	11.99	4867	41.2528%	Fecal		CFU/100 mL	200	283.2	86400	-	58,687.5
5439000	8/20/1994	43.8	43.8	0.2732	11.97	4873	41.3036%	Fecal		CFU/100 mL	200	283.2	86400	-	58,553.8
5439000	5/7/2006	43.8	43.8	0.2732	11.97	4873	41.3036%	Fecal		CFU/100 mL	200	283.2	86400	-	58,553.8
5439000	1/14/2007	43.8	43.8	0.2732	11.97	4873	41.3036%	Fecal		CFU/100 mL	200	283.2	86400	-	58,553.8
5439000	6/20/2007	43.8	43.8	0.2732	11.97	4873	41.3036%	Fecal		CFU/100 mL	200	283.2	86400	-	58,553.8
5439000	1/29/2012	43.8	43.8	0.2732	11.97	4873	41.3036%	Fecal		CFU/100 mL	200	283.2	86400	-	58,553.8
5439000	3/27/2012	43.8	43.8	0.2732	11.97	4873	41.3036%	Fecal		CFU/100 mL	200	283.2	86400	-	58,553.8
5439000	10/13/2018	43.8	43.8	0.2732	11.97	4873	41.3036%	Fecal		CFU/100 mL	200	283.2	86400	-	58,553.8
5439000	7/11/2019	43.8	43.8	0.2732	11.97	4873	41.3036%	Fecal		CFU/100 mL	200	283.2	86400	-	58,553.8
5439000	7/1/2011	43.7	43.7	0.2732	11.94	4881	41.3714%	Fecal		CFU/100 mL	200	283.2	86400	-	58,420.2
5439000	2/15/2012	43.6	43.6	0.2732	11.91	4882	41.3799%	Fecal		CFU/100 mL	200	283.2	86400	-	58,286.5
5439000	6/11/2013	43.6	43.6	0.2732	11.91	4882	41.3799%	Fecal		CFU/100 mL	200	283.2	86400	-	58,286.5
5439000	2/22/2016	43.6	43.6	0.2732	11.91	4882	41.3799%	Fecal		CFU/100 mL	200	283.2	86400	-	58,286.5
5439000	6/29/2020	43.6	43.6	0.2732	11.91	4882	41.3799%	Fecal		CFU/100 mL	200	283.2	86400	-	58,286.5
5439000	5/23/2008	43.5	43.5	0.2732	11.88	4886	41.4138%	Fecal		CFU/100 mL	200	283.2	86400	-	58,152.8
5439000	7/18/2008	43.5	43.5	0.2732	11.88	4886	41.4138%	Fecal		CFU/100 mL	200	283.2	86400	-	58,152.8
5439000	1/29/2020	43.5	43.5	0.2732	11.88	4886	41.4138%	Fecal		CFU/100 mL	200	283.2	86400	-	58,152.8
5439000	10/17/2008	43.4	43.4	0.2732	11.86	4889	41.4392%	Fecal		CFU/100 mL	200	283.2	86400	-	58,019.1
5439000	5/21/2012	43.4	43.4	0.2732	11.86	4889	41.4392%	Fecal		CFU/100 mL	200	283.2	86400	-	58,019.1
5439000	5/27/2021	43.4	43.4	0.2732	11.86	4889	41.4392%	Fecal		CFU/100 mL	200	283.2	86400	-	58,019.1
5439000	10/29/1993	43.3	43.3	0.2732	11.83	4892	41.4647%	Fecal		CFU/100 mL	200	283.2	86400	-	57,885.4
5439000	4/2/2014	43.3	43.3	0.2732	11.83	4892	41.4647%	Fecal		CFU/100 mL	200	283.2	86400	-	57,885.4
5439000	2/23/2016	43.3	43.3	0.2732	11.83	4892	41.4647%	Fecal		CFU/100 mL	200	283.2	86400	-	57,885.4
5439000	5/17/2013	43.2	43.2	0.2732	11.80	4895	41.4901%	Fecal		CFU/100 mL	200	283.2	86400	-	57,751.7
5439000	4/23/2015	43.2	43.2	0.2732	11.80	4895	41.4901%	Fecal		CFU/100 mL	200	283.2	86400	-	57,751.7
5439000	12/19/2018	43.2	43.2	0.2732	11.80	4895	41.4901%	Fecal		CFU/100 mL	200	283.2	86400	-	57,751.7
5439000	6/17/2020	43.2	43.2	0.2732	11.80	4895	41.4901%	Fecal		CFU/100 mL	200	283.2	86400	-	57,751.7
5439000	5/26/2021	43.2	43.2	0.2732	11.80	4895	41.4901%	Fecal		CFU/100 mL	200	283.2	86400	-	57,751.7
5439000	3/31/2005	43.1	43.1	0.2732	11.77	4900	41.5325%	Fecal		CFU/100 mL	200	283.2	86400	-	57,618.0
5439000	5/22/2006	43.1	43.1	0.2732	11.77	4900	41.5325%	Fecal		CFU/100 mL	200	283.2	86400	-	57,618.0
5439000	7/25/2015	43.1	43.1	0.2732	11.77	4900	41.5325%	Fecal		CFU/100 mL	200	283.2	86400	-	57,618.0
5439000	3/19/2018	43.1	43.1	0.2732	11.77	4900	41.5325%	Fecal		CFU/100 mL	200	283.2	86400	-	57,618.0
5439000	6/15/2021	43.1	43.1	0.2732	11.77	4900	41.5325%	Fecal		CFU/100 mL	200	283.2	86400	-	57,618.0
5439000	4/12/1990	43	43	0.2732	11.75	4905	41.5748%	Fecal		CFU/100 mL	200	283.2	86400	-	57,484.4
5439000	4/30/1990	43	43	0.2732	11.75	4905	41.5748%	Fecal		CFU/100 mL	200	283.2	86400	-	57,484.4
5439000	7/8/1990	43	43	0.2732	11.75	4905	41.5748%	Fecal		CFU/100 mL	200	283.2	86400	-	57,484.4
5439000	11/13/1990	43	43	0.2732	11.75	4905	41.5748%	Fecal		CFU/100 mL	200	283.2	86400	-	57,484.4
5439000	1/2/1991	43	43	0.2732	11.75	4905	41.5748%	Fecal		CFU/100 mL	200	283.2	86400	-	57,484.4
5439000	2/24/1991	43	43	0.2732	11.75	4905	41.5748%	Fecal		CFU/100 mL	200	283.2	86400	-	57,484.4
5439000	3/8/1991	43	43	0.2732	11.75	4905	41.5748%	Fecal		CFU/100 mL	200	283.2	86400	-	57,484.4
5439000	5/4/1991	43	43	0.2732	11.75	4905	41.5748%	Fecal		CFU/100 mL	200	283.2	86400	-	57,484.4
5439000	4/4/1992	43	43	0.2732	11.75	4905	41.5748%	Fecal		CFU/100 mL	200	283.2	86400	-	57,484.4
5439000	5/9/1992	43	43	0.2732	11.75	4905	41.5748%	Fecal		CFU/100 mL	200	283.2	86400	-	57,484.4

Gage ID	Date	Discharge (CFS)	Gage Discharge (less Surrogate NPDES) (CFS)	Watershed Area Ratio	Calculated flow (CFS)	Rank	Flow Exceedance %	Parameter	Results	Units (mg or micro_gram	Limit/Standard	100mL/CF	sec/day	Actual Load (million colonies/day)	Allowable Load (million colonies/day)
5439000	5/26/1993	43	43	0.2732	11.75	4905	41.5748%	Fecal		CFU/100 mL	200	283.2	86400	-	57,484.4
5439000	5/27/1993	43	43	0.2732	11.75	4905	41.5748%	Fecal		CFU/100 mL	200	283.2	86400	-	57,484.4
5439000	5/30/1993	43	43	0.2732	11.75	4905	41.5748%	Fecal		CFU/100 mL	200	283.2	86400	-	57,484.4
5439000	7/12/1993	43	43	0.2732	11.75	4905	41.5748%	Fecal		CFU/100 mL	200	283.2	86400	-	57,484.4
5439000	12/14/1994	43	43	0.2732	11.75	4905	41.5748%	Fecal		CFU/100 mL	200	283.2	86400	-	57,484.4
5439000	12/16/1994	43	43	0.2732	11.75	4905	41.5748%	Fecal		CFU/100 mL	200	283.2	86400	-	57,484.4
5439000	2/24/1995	43	43	0.2732	11.75	4905	41.5748%	Fecal		CFU/100 mL	200	283.2	86400	-	57,484.4
5439000	3/26/1995	43	43	0.2732	11.75	4905	41.5748%	Fecal		CFU/100 mL	200	283.2	86400	-	57,484.4
5439000	4/6/1995	43	43	0.2732	11.75	4905	41.5748%	Fecal		CFU/100 mL	200	283.2	86400	-	57,484.4
5439000	6/25/1995	43	43	0.2732	11.75	4905	41.5748%	Fecal		CFU/100 mL	200	283.2	86400	-	57,484.4
5439000	8/17/1995	43	43	0.2732	11.75	4905	41.5748%	Fecal		CFU/100 mL	200	283.2	86400	-	57,484.4
5439000	11/24/1995	43	43	0.2732	11.75	4905	41.5748%	Fecal		CFU/100 mL	200	283.2	86400	-	57,484.4
5439000	11/25/1995	43	43	0.2732	11.75	4905	41.5748%	Fecal		CFU/100 mL	200	283.2	86400	-	57,484.4
5439000	11/27/1995	43	43	0.2732	11.75	4905	41.5748%	Fecal		CFU/100 mL	200	283.2	86400	-	57,484.4
5439000	8/24/1996	43	43	0.2732	11.75	4905	41.5748%	Fecal		CFU/100 mL	200	283.2	86400	-	57,484.4
5439000	1/8/1997	43	43	0.2732	11.75	4905	41.5748%	Fecal		CFU/100 mL	200	283.2	86400	-	57,484.4
5439000	4/24/1997	43	43	0.2732	11.75	4905	41.5748%	Fecal		CFU/100 mL	200	283.2	86400	-	57,484.4
5439000	2/2/1998	43	43	0.2732	11.75	4905	41.5748%	Fecal		CFU/100 mL	200	283.2	86400	-	57,484.4
5439000	6/6/1998	43	43	0.2732	11.75	4905	41.5748%	Fecal		CFU/100 mL	200	283.2	86400	-	57,484.4
5439000	6/29/1998	43	43	0.2732	11.75	4905	41.5748%	Fecal		CFU/100 mL	200	283.2	86400	-	57,484.4
5439000	4/10/1999	43	43	0.2732	11.75	4905	41.5748%	Fecal		CFU/100 mL	200	283.2	86400	-	57,484.4
5439000	3/7/2000	43	43	0.2732	11.75	4905	41.5748%	Fecal		CFU/100 mL	200	283.2	86400	-	57,484.4
5439000	5/20/2000	43	43	0.2732	11.75	4905	41.5748%	Fecal		CFU/100 mL	200	283.2	86400	-	57,484.4
5439000	5/22/2000	43	43	0.2732	11.75	4905	41.5748%	Fecal		CFU/100 mL	200	283.2	86400	-	57,484.4
5439000	8/6/2000	43	43	0.2732	11.75	4905	41.5748%	Fecal		CFU/100 mL	200	283.2	86400	-	57,484.4
5439000	4/30/2001	43	43	0.2732	11.75	4905	41.5748%	Fecal		CFU/100 mL	200	283.2	86400	-	57,484.4
5439000	7/3/2004	43	43	0.2732	11.75	4905	41.5748%	Fecal		CFU/100 mL	200	283.2	86400	-	57,484.4
5439000	3/29/2017	43	43	0.2732	11.75	4905	41.5748%	Fecal		CFU/100 mL	200	283.2	86400	-	57,484.4
5439000	6/4/2003	42.9	42.9	0.2732	11.72	4943	41.8969%	Fecal		CFU/100 mL	200	283.2	86400	-	57,350.7
5439000	6/16/2006	42.9	42.9	0.2732	11.72	4943	41.8969%	Fecal		CFU/100 mL	200	283.2	86400	-	57,350.7
5439000	6/30/2006	42.9	42.9	0.2732	11.72	4943	41.8969%	Fecal		CFU/100 mL	200	283.2	86400	-	57,350.7
5439000	5/20/2012	42.9	42.9	0.2732	11.72	4943	41.8969%	Fecal		CFU/100 mL	200	283.2	86400	-	57,350.7
5439000	11/7/2018	42.9	42.9	0.2732	11.72	4943	41.8969%	Fecal		CFU/100 mL	200	283.2	86400	-	57,350.7
5439000	12/18/2018	42.9	42.9	0.2732	11.72	4943	41.8969%	Fecal		CFU/100 mL	200	283.2	86400	-	57,350.7
5439000	6/1/2021	42.9	42.9	0.2732	11.72	4943	41.8969%	Fecal		CFU/100 mL	200	283.2	86400	-	57,350.7
5439000	10/27/1993	42.8	42.8	0.2732	11.69	4950	41.9563%	Fecal		CFU/100 mL	200	283.2	86400	-	57,217.0
5439000	6/28/2004	42.8	42.8	0.2732	11.69	4950	41.9563%	Fecal		CFU/100 mL	200	283.2	86400	-	57,217.0
5439000	1/19/2019	42.8	42.8	0.2732	11.69	4950	41.9563%	Fecal		CFU/100 mL	200	283.2	86400	-	57,217.0
5439000	4/21/2006	42.7	42.7	0.2732	11.66	4953	41.9817%	Fecal		CFU/100 mL	200	283.2	86400	-	57,083.3
5439000	3/31/2015	42.7	42.7	0.2732	11.66	4953	41.9817%	Fecal		CFU/100 mL	200	283.2	86400	-	57,083.3
5439000	4/4/2015	42.7	42.7	0.2732	11.66	4953	41.9817%	Fecal		CFU/100 mL	200	283.2	86400	-	57,083.3
5439000	4/17/2022	79.8	79.8	0.1459	11.65	4956	42.0071%	Fecal		CFU/100 mL	200	283.2	86400	-	56,989.7
5439000	5/31/2006	42.6	42.6	0.2732	11.64	4957	42.0156%	Fecal		CFU/100 mL	200	283.2	86400	-	56,949.6
5439000	12/1/2011	42.6	42.6	0.2732	11.64	4957	42.0156%	Fecal		CFU/100 mL	200	283.2	86400	-	56,949.6
5439000	1/9/2012	42.6	42.6	0.2732	11.64	4957	42.0156%	Fecal		CFU/100 mL	200	283.2	86400	-	56,949.6
5439000	3/13/2005	42.5	42.5	0.2732	11.61	4960	42.0410%	Fecal		CFU/100 mL	200	283.2	86400	-	56,815.9
5439000	2/16/2008	42.5	42.5	0.2732	11.61	4960	42.0410%	Fecal		CFU/100 mL	200	283.2	86400	-	56,815.9
5439000	10/20/2008	42.5	42.5	0.2732	11.61	4960	42.0410%	Fecal		CFU/100 mL	200	283.2	86400	-	56,815.9
5439000	7/5/2010	42.5	42.5	0.2732	11.61	4960	42.0410%	Fecal		CFU/100 mL	200	283.2	86400	-	56,815.9
5439000	4/3/2018	42.5	42.5	0.2732	11.61	4960	42.0410%	Fecal		CFU/100 mL	200	283.2	86400	-	56,815.9
5439000	12/8/1993	42.4	42.4	0.2732	11.58	4965	42.0834%	Fecal		CFU/100 mL	200	283.2	86400	-	56,682.3
5439000	8/5/2017	42.4	42.4	0.2732	11.58	4965	42.0834%	Fecal		CFU/100 mL	200	283.2	86400	-	56,682.3
5439000	11/27/2020	42.4	42.4	0.2732	11.58	4965	42.0834%	Fecal		CFU/100 mL	200	283.2	86400	-	56,682.3
5439000	1/13/2009	42.3	42.3	0.2732	11.56	4968	42.1088%	Fecal		CFU/100 mL	200	283.2	86400	-	56,548.6
5439000	11/24/2009	42.3	42.3	0.2732	11.56	4968	42.1088%	Fecal		CFU/100 mL	200	283.2	86400	-	56,548.6
5439000	12/12/2009	42.3	42.3	0.2732	11.56	4968	42.1088%	Fecal		CFU/100 mL	200	283.2	86400	-	56,548.6
5439000	4/1/2012	42.3	42.3	0.2732	11.56	4968	42.1088%	Fecal		CFU/100 mL	200	283.2	86400	-	56,548.6
5439000	2/21/2017	42.3	42.3	0.2732	11.56	4968	42.1088%	Fecal		CFU/100 mL	200	283.2	86400	-	56,548.6
5439000	1/15/2018	42.3	42.3	0.2732	11.56	4968	42.1088%	Fecal		CFU/100 mL	200	283.2	86400	-	56,548.6
5439000	11/26/1993	42.2	42.2	0.2732	11.53	4974	42.1597%	Fecal		CFU/100 mL	200	283.2	86400	-	56,414.9
5439000	5/4/2004	42.2	42.2	0.2732	11.53	4974	42.1597%	Fecal		CFU/100 mL	200	283.2	86400	-	56,414.9
5439000	11/23/2008	42.2	42.2	0.2732	11.53	4974	42.1597%	Fecal		CFU/100 mL	200	283.2	86400	-	56,414.9
5439000	5/21/2013	42.2	42.2	0.2732	11.53	4974	42.1597%	Fecal		CFU/100 mL	200	283.2	86400	-	56,414.9
5439000	7/14/2013	42.2	42.2	0.2732	11.53	4974	42.1597%	Fecal		CFU/100 mL	200	283.2	86400	-	56,414.9
5439000	5/2/2014	42.2	42.2	0.2732	11.53	4974	42.1597%	Fecal		CFU/100 mL	200	283.2	86400	-	56,414.9
5439000	6/2/2021	42.2	42.2	0.2732	11.53	4974	42.1597%	Fecal		CFU/100 mL	200	283.2	86400	-	56,414.9
5439000	4/8/2015	42.1	42.1	0.2732	11.50	4981	42.2190%	Fecal		CFU/100 mL	200	283.2	86400	-	56,281.2
5439000	12/1/2017	42.1	42.1	0.2732	11.50	4981	42.2190%	Fecal		CFU/100 mL	200	283.2	86400	-	56,281.2
5439000	12/4/2017	42.1	42.1	0.2732	11.50	4981	42.2190%	Fecal		CFU/100 mL	200	283.2	86400	-	56,281.2
5439000	4/22/2021	42.1	42.1	0.2732	11.50	4981	42.2190%	Fecal		CFU/100 mL	200	283.2	86400	-	56,281.2
5439000	6/10/1990	42	42	0.2732	11.47	4985	42.2529%	Fecal		CFU/100 mL	200	283.2	86400	-	56,147.5
5439000	8/14/1990	42	42	0.2732	11.47	4985	42.2529%	Fecal		CFU/100 mL	200	283.2	86400	-	56,147.5
5439000	11/21/1991	42	42	0.2732	11.47	4985	42.2529%	Fecal		CFU/100 mL	200	283.2	86400	-	56,147.5
5439000	5/8/1992	42	42	0.2732	11.47	4985	42.2529%	Fecal		CFU/100 mL	200	283.2	86400	-	56,147.5
5439000	12/15/1994	42	42	0.2732	11.47	4985	42.2529%	Fecal		CFU/100 mL	200	283.2	86400	-	56,147.5
5439000	2/8/1995	42	42	0.2732	11.47	4985	42.2529%	Fecal		CFU/100 mL	200	283.2	86400	-	56,147.5
5439000	3/25/1995	42	42	0.2732	11.47	4985	42.2529%	Fecal		CFU/100 mL	200	283.2	86400	-	56,147.5
5439000	4/5/1995	42	42	0.2732	11.47	4985	42.2529%	Fecal		CFU/100 mL	200	283.2	86400	-	56,147.5
5439000	6/30/1995	42	42	0.2732	11.47	4985	42.2529%	Fecal		CFU/100 mL	200	283.2	86400	-	56,147.5
5439000	7/7/1995	42	42	0.2732	11.47	4985	42.2529%	Fecal		CFU/100 mL	200	283.2	86400	-	56,147.5
5439000	1/24/1997	42	42	0.2732	11.47	4985	42.2529%	Fecal		CFU/100 mL	200	283.2	86400	-	56,147.5
5439000	4/11/1997	42	42	0.2732	11.47	4985	42.2529%	Fecal		CFU/100 mL	200	283.2	86400	-	56,147.5
5439000	4/30/1997	42	42	0.2732	11.47	4985	42.2529%	Fecal		CFU/100 mL	200	283.2	86400	-	56,147.5
5439000	1/18/1998	42	42	0.2732	11.47	4985	42.2529%	Fecal		CFU/100 mL	200	283.2	86400	-	56,147.5
5439000	10/26/1998	42	42	0.2732	11.47	4985	42.2529%	Fecal		CFU/100 mL	200	283.2	86400	-	56,147.5
5439000	10/27/1998	42	42	0.2732	11.47	4985	42.2529%	Fecal		CFU/100 mL	200	283.2	86400	-	56,147.5
5439000	4/2/1999	42	42	0.2732	11.47	4985	42.2529%	Fecal		CFU/100 mL	200	283.2	86400	-	56,147.5
5439000	3/8/2000	42	42	0.2732	11.47	4985	42.2529%	Fecal		CFU/100 mL	200	283.2	86400	-	56,147.5
5439000	3/9/2000	42	42	0.2732	11.47	4985	42.2529%	Fecal		CFU/100 mL	200	283.2	86400	-	56,147.5
5439000	6/19/2001	42	42	0.2732	11.47	4985	42.2529%	Fecal		CFU/100 mL	200	283.2	86400	-	56,147.5
5439000	7/8/2009	42	42	0.2732	11.47	4985	42.2529%	Fecal		CFU/100 mL	200	283.2	86400	-	56,147.5
5439000	12/15/2009	42	42	0.2732	11.47	4985	42.2529%	Fecal		CFU/100 mL	200	283.2	86400	-	56,147.5
5439000	7/31/2010	42	42	0.2732	11.47	4985	42.2529%	Fecal		CFU/100 mL	200	283.2	86400	-	56,147.5
5439000	7/25/2011	42	42	0.2732	11.47	4985	42.2529%	Fecal		CFU/100 mL	200	283.2	86400	-	56,147.5
5439000	1/12/2012	42	42	0.2732	11.47	4985	42.2529%	Fecal		CFU/100 mL	200	283.2	86400	-	56,147.5
5439000	1/15/2012	42	42	0.2732	11.47	4985	42.2529%	Fecal		CFU/100 mL	200	283.2	86400	-	56,147.5
5439000	4/20/2012	42	42	0.2732	11.47	4985	42.2529%	Fecal		CFU/100 mL	200	283.2	86400	-	56,147.5
5439000	3/26/2013	42	42	0.2732	11.47	4985	42.2529%	Fecal		CFU/100 mL	200	283.2	86400	-	56,147.5
5439000	4/5/2015	42	42	0.2732	11.47	4985	42.2529%	Fecal		CFU/100 mL	200	283.2	86400	-	56,147.5
5439000	2/10/2016	42	42	0.2732	11.47	4985	42.2529%	Fecal		CFU/100 mL	200	283.2	86400	-	56,147.5
5439000	6/18/2020	42	42	0.2732	11.47	4985	42.2529%	Fecal		CFU/100 mL	200	283.2	86400	-	56,147.5
5439000	7/11/2003	41.9	41.9	0.2732	11.45	5016	42.5157%	Fecal		CFU/100 mL	200	283.2	86400	-	56,013.8
5439000	12/7/2009	41.9	41.9	0.2732	11.45	5016	42.5157%	Fecal		CFU/100 mL	200	283.2	86400	-	56,013.8
5439000	1/15/2010	41.9	41.9	0.2732	11.45	5016	42.5157%	Fecal		CFU/100 mL	200	283.2	86400	-	56,013.8
5439000	2/6/2010	41.9	41.9	0.2732	11.45	5016	42.5157%	Fecal		CFU/100 mL	200	283.2	86400	-	56,013.8
5439000	1/8/2012	41.9	41.9	0.2732	11.45	5016	42.5157%	Fecal		CFU/100 mL	200	283.2	86400	-	56,013.8
5439000	1/30/2020	41.9	41.9	0.2732	11.45	5016	42.5157%	Fecal		CFU/100 mL	200	283.2	86400	-	56,013.8
5439000	1/13/2007	41.8	41.8	0.2732	11.42	5022	42.5665%	Fecal		CFU/100 mL	200	283.2	86400	-	55,880.1
5439000	1/16/2018	41.8	41.8	0.2732	11.42	5022	42.5665%	Fecal		CFU/100 mL	200	283.2	86400	-	55,880.1
5439000	3/28/2018	41.8	41.8	0.2732	11.42	5022	42.5665%	Fecal		CFU/100 mL	200	283.2	86400	-	55,880.1
5439000	11/6/2018	41.8	41.8	0.2732	11.42	5022	42.5665%	Fecal		CFU/100 mL	200	283.2	86400	-	55,880.1
5439000	4/18/2022	78.2	78.2	0.1459	11.41	5026	42.6004%	Fecal		CFU/100 mL	200	283.2	86400	-	55,847.0
5439000	2/14/2017	41.7	41.7	0.2732	11.39	5027	42.6089%	Fecal		CFU/100 mL	200	283.2	86400	-	55,746.5
5439000	4/15/2018	41.7	41.7	0.2732	11.39	5027	42.6089%	Fecal		CFU/100 mL	200	283.2	86400	-	55,746.5
5439000	12/19/2019	41.7	41.7	0.2732	11.39	5027	42.6089%	Fecal		CFU/100 mL	200	283.2	86400	-	55,746.5
5439000	9/15/2007	41.6	41.6	0.2732	11.36	5030	42.6343%	Fecal		CFU/100 mL	200	283.2	86400	-	55,612.8
5439000	11/22/2008	41.6	41.6	0.2732	11.36	5030	42.6343%	Fecal		CFU/100 mL	200	283.2	86400	-	55,612.8
5439000	5/1/2010	41.6	41.6	0.2732	11.36	5030	42.6343%	Fecal		CFU/100 mL	200	283.2	86400	-	55,612.8
5439000	4/6/2011	41.6	41.6	0.2732	11.36	5030	42.6343%	Fecal		CFU/100 mL	200	283.2	86400	-	55,612.8
5439000	1/30/2016	41.6	41.6	0.2732	11.36	5030	42.6343%	Fecal		CFU/100 mL	200	283.2	86400	-	55,612.8
5439000	7/26/2019	41.6	41.6	0.2732	11.36	5030	42.6343%	Fecal		CFU/100 mL	200	283.2	86400	-	55,612.8
5439000	5/21/2021	41.6	41.6	0.2732	11.36	5030	42.6343%	Fecal		CFU/100 mL	200	283.2	86400	-	55,612.8
5439000	6/22/2008	41.5	41.5	0.2732	11.34	5037	42.6937%	Fecal		CFU/100 mL	200	283.2	86400	-	55,479.1
5439000	4/30/2010	41.5	41.5	0.2732	11.34	5037	42.6937%	Fecal		CFU/100 mL	200	283.2	86400	-	55,479.1
5439000	1/30/2012	41.5	41.5	0.2732	11.34	5037	42.6937%	Fecal		CFU/100 mL	200	283.2	86400	-	55,479.1
5439000	3/26/2012	41.5	41.5	0.2732	11.34	5037	42.6937%	Fecal		CFU/100 mL	200	283.2	86400	-	55,479.1

Gage ID	Date	Discharge (CFS)	Gage Discharge (less Surrogate NPDES) (CFS)	Watershed Area Ratio	Calculated flow (CFS)	Rank	Flow Exceedance %	Parameter	Results	Units (mg or micro_gram	Limit/Standard	100mL/CF	sec/day	Actual Load (million colonies/day)	Allowable Load (million colonies/day)
5439000	3/21/2017	41.5	41.5	0.2732	11.34	5037	42.6937%	Fecal		CFU/100 mL	200	283.2	86400	-	55,479.1
5439000	3/29/2018	41.5	41.5	0.2732	11.34	5037	42.6937%	Fecal		CFU/100 mL	200	283.2	86400	-	55,479.1
5439000	1/31/2020	41.5	41.5	0.2732	11.34	5037	42.6937%	Fecal		CFU/100 mL	200	283.2	86400	-	55,479.1
5439000	12/15/1993	41.4	41.4	0.2732	11.31	5044	42.7530%	Fecal		CFU/100 mL	200	283.2	86400	-	55,345.4
5439000	4/5/2002	41.4	41.4	0.2732	11.31	5044	42.7530%	Fecal		CFU/100 mL	200	283.2	86400	-	55,345.4
5439000	4/20/2004	41.4	41.4	0.2732	11.31	5044	42.7530%	Fecal		CFU/100 mL	200	283.2	86400	-	55,345.4
5439000	7/7/2010	41.4	41.4	0.2732	11.31	5044	42.7530%	Fecal		CFU/100 mL	200	283.2	86400	-	55,345.4
5439000	5/22/2012	41.4	41.4	0.2732	11.31	5044	42.7530%	Fecal		CFU/100 mL	200	283.2	86400	-	55,345.4
5439000	5/23/2014	41.4	41.4	0.2732	11.31	5044	42.7530%	Fecal		CFU/100 mL	200	283.2	86400	-	55,345.4
5439000	2/22/2019	41.4	41.4	0.2732	11.31	5044	42.7530%	Fecal		CFU/100 mL	200	283.2	86400	-	55,345.4
5439000	2/16/2002	41.3	41.3	0.2732	11.28	5051	42.8123%	Fecal		CFU/100 mL	200	283.2	86400	-	55,211.7
5439000	3/26/2005	41.3	41.3	0.2732	11.28	5051	42.8123%	Fecal		CFU/100 mL	200	283.2	86400	-	55,211.7
5439000	3/2/2010	41.3	41.3	0.2732	11.28	5051	42.8123%	Fecal		CFU/100 mL	200	283.2	86400	-	55,211.7
5439000	7/2/2011	41.3	41.3	0.2732	11.28	5051	42.8123%	Fecal		CFU/100 mL	200	283.2	86400	-	55,211.7
5439000	3/30/2015	41.3	41.3	0.2732	11.28	5051	42.8123%	Fecal		CFU/100 mL	200	283.2	86400	-	55,211.7
5439000	9/2/2016	41.3	41.3	0.2732	11.28	5051	42.8123%	Fecal		CFU/100 mL	200	283.2	86400	-	55,211.7
5439000	2/14/2008	41.2	41.2	0.2732	11.25	5057	42.8632%	Fecal		CFU/100 mL	200	283.2	86400	-	55,078.0
5439000	12/8/2009	41.2	41.2	0.2732	11.25	5057	42.8632%	Fecal		CFU/100 mL	200	283.2	86400	-	55,078.0
5439000	5/23/2013	41.2	41.2	0.2732	11.25	5057	42.8632%	Fecal		CFU/100 mL	200	283.2	86400	-	55,078.0
5439000	3/19/2017	41.2	41.2	0.2732	11.25	5057	42.8632%	Fecal		CFU/100 mL	200	283.2	86400	-	55,078.0
5439000	7/21/2021	41.2	41.2	0.2732	11.25	5057	42.8632%	Fecal		CFU/100 mL	200	283.2	86400	-	55,078.0
5439000	6/27/2002	41.1	41.1	0.2732	11.23	5062	42.9056%	Fecal		CFU/100 mL	200	283.2	86400	-	54,944.4
5439000	7/24/2008	41.1	41.1	0.2732	11.23	5062	42.9056%	Fecal		CFU/100 mL	200	283.2	86400	-	54,944.4
5439000	11/19/2009	41.1	41.1	0.2732	11.23	5062	42.9056%	Fecal		CFU/100 mL	200	283.2	86400	-	54,944.4
5439000	1/19/1990	41	41	0.2732	11.20	5065	42.9310%	Fecal		CFU/100 mL	200	283.2	86400	-	54,810.7
5439000	7/25/1990	41	41	0.2732	11.20	5065	42.9310%	Fecal		CFU/100 mL	200	283.2	86400	-	54,810.7
5439000	7/29/1990	41	41	0.2732	11.20	5065	42.9310%	Fecal		CFU/100 mL	200	283.2	86400	-	54,810.7
5439000	8/11/1990	41	41	0.2732	11.20	5065	42.9310%	Fecal		CFU/100 mL	200	283.2	86400	-	54,810.7
5439000	11/14/1990	41	41	0.2732	11.20	5065	42.9310%	Fecal		CFU/100 mL	200	283.2	86400	-	54,810.7
5439000	11/15/1990	41	41	0.2732	11.20	5065	42.9310%	Fecal		CFU/100 mL	200	283.2	86400	-	54,810.7
5439000	3/1/1991	41	41	0.2732	11.20	5065	42.9310%	Fecal		CFU/100 mL	200	283.2	86400	-	54,810.7
5439000	12/25/1991	41	41	0.2732	11.20	5065	42.9310%	Fecal		CFU/100 mL	200	283.2	86400	-	54,810.7
5439000	1/31/1992	41	41	0.2732	11.20	5065	42.9310%	Fecal		CFU/100 mL	200	283.2	86400	-	54,810.7
5439000	2/1/1992	41	41	0.2732	11.20	5065	42.9310%	Fecal		CFU/100 mL	200	283.2	86400	-	54,810.7
5439000	5/6/1992	41	41	0.2732	11.20	5065	42.9310%	Fecal		CFU/100 mL	200	283.2	86400	-	54,810.7
5439000	7/13/1993	41	41	0.2732	11.20	5065	42.9310%	Fecal		CFU/100 mL	200	283.2	86400	-	54,810.7
5439000	8/27/1993	41	41	0.2732	11.20	5065	42.9310%	Fecal		CFU/100 mL	200	283.2	86400	-	54,810.7
5439000	9/24/1993	41	41	0.2732	11.20	5065	42.9310%	Fecal		CFU/100 mL	200	283.2	86400	-	54,810.7
5439000	11/26/1995	41	41	0.2732	11.20	5065	42.9310%	Fecal		CFU/100 mL	200	283.2	86400	-	54,810.7
5439000	7/7/1996	41	41	0.2732	11.20	5065	42.9310%	Fecal		CFU/100 mL	200	283.2	86400	-	54,810.7
5439000	6/3/1997	41	41	0.2732	11.20	5065	42.9310%	Fecal		CFU/100 mL	200	283.2	86400	-	54,810.7
5439000	6/30/1998	41	41	0.2732	11.20	5065	42.9310%	Fecal		CFU/100 mL	200	283.2	86400	-	54,810.7
5439000	11/20/1998	41	41	0.2732	11.20	5065	42.9310%	Fecal		CFU/100 mL	200	283.2	86400	-	54,810.7
5439000	4/3/1999	41	41	0.2732	11.20	5065	42.9310%	Fecal		CFU/100 mL	200	283.2	86400	-	54,810.7
5439000	5/2/2001	41	41	0.2732	11.20	5065	42.9310%	Fecal		CFU/100 mL	200	283.2	86400	-	54,810.7
5439000	5/4/2001	41	41	0.2732	11.20	5065	42.9310%	Fecal		CFU/100 mL	200	283.2	86400	-	54,810.7
5439000	8/23/2002	41	41	0.2732	11.20	5065	42.9310%	Fecal		CFU/100 mL	200	283.2	86400	-	54,810.7
5439000	7/4/2007	41	41	0.2732	11.20	5065	42.9310%	Fecal		CFU/100 mL	200	283.2	86400	-	54,810.7
5439000	11/20/2011	41	41	0.2732	11.20	5065	42.9310%	Fecal		CFU/100 mL	200	283.2	86400	-	54,810.7
5439000	1/13/2012	41	41	0.2732	11.20	5065	42.9310%	Fecal		CFU/100 mL	200	283.2	86400	-	54,810.7
5439000	2/26/2017	41	41	0.2732	11.20	5065	42.9310%	Fecal		CFU/100 mL	200	283.2	86400	-	54,810.7
5439000	3/20/2018	41	41	0.2732	11.20	5065	42.9310%	Fecal		CFU/100 mL	200	283.2	86400	-	54,810.7
5439000	4/6/2002	40.9	40.9	0.2732	11.17	5093	43.1683%	Fecal		CFU/100 mL	200	283.2	86400	-	54,677.0
5439000	7/15/2018	40.9	40.9	0.2732	11.17	5093	43.1683%	Fecal		CFU/100 mL	200	283.2	86400	-	54,677.0
5439000	10/31/2013	40.8	40.8	0.2732	11.15	5095	43.1853%	Fecal		CFU/100 mL	200	283.2	86400	-	54,543.3
5439000	11/1/2016	40.8	40.8	0.2732	11.15	5095	43.1853%	Fecal		CFU/100 mL	200	283.2	86400	-	54,543.3
5439000	11/3/2017	40.8	40.8	0.2732	11.15	5095	43.1853%	Fecal		CFU/100 mL	200	283.2	86400	-	54,543.3
5439000	12/18/2019	40.8	40.8	0.2732	11.15	5095	43.1853%	Fecal		CFU/100 mL	200	283.2	86400	-	54,543.3
5439000	3/15/2006	40.7	40.7	0.2732	11.12	5099	43.2192%	Fecal		CFU/100 mL	200	283.2	86400	-	54,409.6
5439000	6/9/2007	40.7	40.7	0.2732	11.12	5099	43.2192%	Fecal		CFU/100 mL	200	283.2	86400	-	54,409.6
5439000	2/23/2012	40.7	40.7	0.2732	11.12	5099	43.2192%	Fecal		CFU/100 mL	200	283.2	86400	-	54,409.6
5439000	4/11/2004	40.6	40.6	0.2732	11.09	5102	43.2446%	Fecal		CFU/100 mL	200	283.2	86400	-	54,275.9
5439000	6/1/2010	40.6	40.6	0.2732	11.09	5102	43.2446%	Fecal		CFU/100 mL	200	283.2	86400	-	54,275.9
5439000	12/9/2016	40.6	40.6	0.2732	11.09	5102	43.2446%	Fecal		CFU/100 mL	200	283.2	86400	-	54,275.9
5439000	12/2/2017	40.6	40.6	0.2732	11.09	5102	43.2446%	Fecal		CFU/100 mL	200	283.2	86400	-	54,275.9
5439000	1/27/2018	40.6	40.6	0.2732	11.09	5102	43.2446%	Fecal		CFU/100 mL	200	283.2	86400	-	54,275.9
5439000	3/31/2018	40.6	40.6	0.2732	11.09	5102	43.2446%	Fecal		CFU/100 mL	200	283.2	86400	-	54,275.9
5439000	6/5/2018	40.6	40.6	0.2732	11.09	5102	43.2446%	Fecal		CFU/100 mL	200	283.2	86400	-	54,275.9
5439000	6/19/2020	40.6	40.6	0.2732	11.09	5102	43.2446%	Fecal		CFU/100 mL	200	283.2	86400	-	54,275.9
5439000	7/1/2020	40.6	40.6	0.2732	11.09	5102	43.2446%	Fecal		CFU/100 mL	200	283.2	86400	-	54,275.9
5439000	3/20/2022	76	76	0.1459	11.09	5111	43.3209%	Fecal		CFU/100 mL	200	283.2	86400	-	54,275.9
5439000	12/17/1993	40.5	40.5	0.2732	11.06	5112	43.3294%	Fecal		CFU/100 mL	200	283.2	86400	-	54,142.2
5439000	4/4/2002	40.5	40.5	0.2732	11.06	5112	43.3294%	Fecal		CFU/100 mL	200	283.2	86400	-	54,142.2
5439000	5/25/2008	40.5	40.5	0.2732	11.06	5112	43.3294%	Fecal		CFU/100 mL	200	283.2	86400	-	54,142.2
5439000	6/9/2013	40.5	40.5	0.2732	11.06	5112	43.3294%	Fecal		CFU/100 mL	200	283.2	86400	-	54,142.2
5439000	7/1/2016	40.5	40.5	0.2732	11.06	5112	43.3294%	Fecal		CFU/100 mL	200	283.2	86400	-	54,142.2
5439000	8/31/2009	40.4	40.4	0.2732	11.04	5117	43.3718%	Fecal		CFU/100 mL	200	283.2	86400	-	54,008.6
5439000	4/29/2010	40.4	40.4	0.2732	11.04	5117	43.3718%	Fecal		CFU/100 mL	200	283.2	86400	-	54,008.6
5439000	4/23/2021	40.4	40.4	0.2732	11.04	5117	43.3718%	Fecal		CFU/100 mL	200	283.2	86400	-	54,008.6
5439000	5/8/2006	40.3	40.3	0.2732	11.01	5120	43.3972%	Fecal		CFU/100 mL	200	283.2	86400	-	53,874.9
5439000	5/23/2006	40.3	40.3	0.2732	11.01	5120	43.3972%	Fecal		CFU/100 mL	200	283.2	86400	-	53,874.9
5439000	2/12/2008	40.3	40.3	0.2732	11.01	5120	43.3972%	Fecal		CFU/100 mL	200	283.2	86400	-	53,874.9
5439000	11/11/2008	40.3	40.3	0.2732	11.01	5120	43.3972%	Fecal		CFU/100 mL	200	283.2	86400	-	53,874.9
5439000	12/31/2016	40.3	40.3	0.2732	11.01	5120	43.3972%	Fecal		CFU/100 mL	200	283.2	86400	-	53,874.9
5439000	12/3/2017	40.3	40.3	0.2732	11.01	5120	43.3972%	Fecal		CFU/100 mL	200	283.2	86400	-	53,874.9
5439000	12/16/1993	40.2	40.2	0.2732	10.98	5126	43.4480%	Fecal		CFU/100 mL	200	283.2	86400	-	53,741.2
5439000	4/3/1994	40.2	40.2	0.2732	10.98	5126	43.4480%	Fecal		CFU/100 mL	200	283.2	86400	-	53,741.2
5439000	5/19/2005	40.2	40.2	0.2732	10.98	5126	43.4480%	Fecal		CFU/100 mL	200	283.2	86400	-	53,741.2
5439000	1/29/2016	40.2	40.2	0.2732	10.98	5126	43.4480%	Fecal		CFU/100 mL	200	283.2	86400	-	53,741.2
5439000	1/17/2018	40.2	40.2	0.2732	10.98	5126	43.4480%	Fecal		CFU/100 mL	200	283.2	86400	-	53,741.2
5439000	7/12/2019	40.2	40.2	0.2732	10.98	5126	43.4480%	Fecal		CFU/100 mL	200	283.2	86400	-	53,741.2
5439000	4/28/2010	40.1	40.1	0.2732	10.95	5132	43.4989%	Fecal		CFU/100 mL	200	283.2	86400	-	53,607.5
5439000	5/24/2012	40.1	40.1	0.2732	10.95	5132	43.4989%	Fecal		CFU/100 mL	200	283.2	86400	-	53,607.5
5439000	6/10/2013	40.1	40.1	0.2732	10.95	5132	43.4989%	Fecal		CFU/100 mL	200	283.2	86400	-	53,607.5
5439000	4/22/2014	40.1	40.1	0.2732	10.95	5132	43.4989%	Fecal		CFU/100 mL	200	283.2	86400	-	53,607.5
5439000	11/7/2016	40.1	40.1	0.2732	10.95	5132	43.4989%	Fecal		CFU/100 mL	200	283.2	86400	-	53,607.5
5439000	6/12/1990	40	40	0.2732	10.93	5137	43.5413%	Fecal		CFU/100 mL	200	283.2	86400	-	53,473.8
5439000	7/9/1990	40	40	0.2732	10.93	5137	43.5413%	Fecal		CFU/100 mL	200	283.2	86400	-	53,473.8
5439000	5/12/1992	40	40	0.2732	10.93	5137	43.5413%	Fecal		CFU/100 mL	200	283.2	86400	-	53,473.8
5439000	5/31/1993	40	40	0.2732	10.93	5137	43.5413%	Fecal		CFU/100 mL	200	283.2	86400	-	53,473.8
5439000	1/2/1994	40	40	0.2732	10.93	5137	43.5413%	Fecal		CFU/100 mL	200	283.2	86400	-	53,473.8
5439000	2/3/1995	40	40	0.2732	10.93	5137	43.5413%	Fecal		CFU/100 mL	200	283.2	86400	-	53,473.8
5439000	2/9/1995	40	40	0.2732	10.93	5137	43.5413%	Fecal		CFU/100 mL	200	283.2	86400	-	53,473.8
5439000	2/26/1995	40	40	0.2732	10.93	5137	43.5413%	Fecal		CFU/100 mL	200	283.2	86400	-	53,473.8
5439000	3/1/1995	40	40	0.2732	10.93	5137	43.5413%	Fecal		CFU/100 mL	200	283.2	86400	-	53,473.8
5439000	4/15/1996	40	40	0.2732	10.93	5137	43.5413%	Fecal		CFU/100 mL	200	283.2	86400	-	53,473.8
5439000	4/25/1997	40	40	0.2732	10.93	5137	43.5413%	Fecal		CFU/100 mL	200	283.2	86400	-	53,473.8
5439000	6/16/1997	40	40	0.2732	10.93	5137	43.5413%	Fecal		CFU/100 mL	200	283.2	86400	-	53,473.8
5439000	6/7/1998	40	40	0.2732	10.93	5137	43.5413%	Fecal		CFU/100 mL	200	283.2	86400	-	53,473.8
5439000	12/19/1998	40	40	0.2732	10.93	5137	43.5413%	Fecal		CFU/100 mL	200	283.2	86400	-	53,473.8
5439000	4/6/1999	40	40	0.2732	10.93	5137	43.5413%	Fecal		CFU/100 mL	200	283.2	86400	-	53,473.8
5439000	7/2/1999	40	40	0.2732	10.93	5137	43.5413%	Fecal		CFU/100 mL	200	283.2	86400	-	53,473.8
5439000	5/3/2000	40	40	0.2732	10.93	5137	43.5413%	Fecal		CFU/100 mL	200	283.2	86400	-	53,473.8
5439000	5/28/2001	40	40	0.2732	10.93	5137	43.5413%	Fecal		CFU/100 mL	200	283.2	86400	-	53,473.8
5439000	6/23/2007	40	40	0.2732	10.93	5137	43.5413%	Fecal		CFU/100 mL	200	283.2	86400	-	53,473.8
5439000	12/31/2007	40	40	0.2732	10.93	5137	43.5413%	Fecal		CFU/100 mL	200	283.2	86400	-	53,473.8
5439000	1/3/2008	40	40	0.2732	10.93	5137	43.5413%	Fecal		CFU/100 mL	200	283.2	86400	-	53,473.8
5439000	1/22/2008	40	40	0.2732	10.93	5137	43.5413%	Fecal		CFU/100 mL	200	283.2	86400	-	53,473.8
5439000	1/14/2012	40	40	0.2732	10.93	5137	43.5413%	Fecal		CFU/100 mL	200	283.2	86400	-	53,473.8
5439000	2/15/2017	40	40	0.2732	10.93	5137	43.5413%	Fecal		CFU/100 mL	200	283.2	86400	-	53,473.8
5439000	6/29/2017	40	40	0.2732	10.93	5137	43.5413%	Fecal		CFU/100 mL	200	283.2	86400	-	53,473.8
5439000	4/24/2021	40	40	0.2732	10.93	5137	43.5413%	Fecal		CFU/100 mL	200	283.2	86400	-	53,473.8
5439000	6/3/2021	40	40	0.2732	10.93	5137	43.5413%	Fecal		CFU/100 mL	200	283.2	86400	-	53,473.8
5439000	4/12/1994	39.9	39.9	0.2732	10.90	5164	43.7701%	Fecal		CFU/100 mL	200	283.2	86400	-	53,340.1
5439000	6/17/2006	39.9	39.9	0.2732	10.90	5164	43.7701%	Fecal		CFU/100 mL	200	283.2	86400	-	53,340.1
5439000	5/23/2012	39.9	39.9	0.2732	10.90	5164	43.7701%	Fecal		CFU/100 mL	200	283.2	86400	-	53,340.1

Gage ID	Date	Discharge (CFS)	Gage Discharge (less Surrogate NPDES) (CFS)	Watershed Area Ratio	Calculated flow (CFS)	Rank	Flow Exceedance %	Parameter	Results	Units (mg or micro_gram	Limit/Standard	100mL/CF	sec/day	Actual Load (million colonies/day)	Allowable Load (million colonies/day)
5439000	9/21/2016	39.9	39.9	0.2732	10.90	5164	43.7701%	Fecal		CFU/100 mL	200	283.2	86400	-	53,340.1
5439000	4/16/2018	39.9	39.9	0.2732	10.90	5164	43.7701%	Fecal		CFU/100 mL	200	283.2	86400	-	53,340.1
5439000	4/12/2005	39.8	39.8	0.2732	10.87	5169	43.8125%	Fecal		CFU/100 mL	200	283.2	86400	-	53,206.5
5439000	5/2/2010	39.8	39.8	0.2732	10.87	5169	43.8125%	Fecal		CFU/100 mL	200	283.2	86400	-	53,206.5
5439000	7/11/2018	39.8	39.8	0.2732	10.87	5169	43.8125%	Fecal		CFU/100 mL	200	283.2	86400	-	53,206.5
5439000	11/26/2001	39.7	39.7	0.2732	10.85	5172	43.8379%	Fecal		CFU/100 mL	200	283.2	86400	-	53,072.8
5439000	10/18/2008	39.7	39.7	0.2732	10.85	5172	43.8379%	Fecal		CFU/100 mL	200	283.2	86400	-	53,072.8
5439000	5/20/2013	39.7	39.7	0.2732	10.85	5172	43.8379%	Fecal		CFU/100 mL	200	283.2	86400	-	53,072.8
5439000	8/22/2014	39.7	39.7	0.2732	10.85	5172	43.8379%	Fecal		CFU/100 mL	200	283.2	86400	-	53,072.8
5439000	2/27/2017	39.7	39.7	0.2732	10.85	5172	43.8379%	Fecal		CFU/100 mL	200	283.2	86400	-	53,072.8
5439000	4/3/2006	39.6	39.6	0.2732	10.82	5177	43.8803%	Fecal		CFU/100 mL	200	283.2	86400	-	52,939.1
5439000	7/30/2007	39.6	39.6	0.2732	10.82	5177	43.8803%	Fecal		CFU/100 mL	200	283.2	86400	-	52,939.1
5439000	5/24/2008	39.6	39.6	0.2732	10.82	5177	43.8803%	Fecal		CFU/100 mL	200	283.2	86400	-	52,939.1
5439000	12/22/2018	39.6	39.6	0.2732	10.82	5177	43.8803%	Fecal		CFU/100 mL	200	283.2	86400	-	52,939.1
5439000	6/21/2020	39.6	39.6	0.2732	10.82	5177	43.8803%	Fecal		CFU/100 mL	200	283.2	86400	-	52,939.1
5439000	5/3/2004	39.5	39.5	0.2732	10.79	5182	43.9227%	Fecal		CFU/100 mL	200	283.2	86400	-	52,805.4
5439000	6/29/2004	39.5	39.5	0.2732	10.79	5182	43.9227%	Fecal		CFU/100 mL	200	283.2	86400	-	52,805.4
5439000	4/29/2012	39.5	39.5	0.2732	10.79	5182	43.9227%	Fecal		CFU/100 mL	200	283.2	86400	-	52,805.4
5439000	7/10/2016	39.5	39.5	0.2732	10.79	5182	43.9227%	Fecal		CFU/100 mL	200	283.2	86400	-	52,805.4
5439000	6/22/2020	39.5	39.5	0.2732	10.79	5182	43.9227%	Fecal		CFU/100 mL	200	283.2	86400	-	52,805.4
5439000	3/20/2004	39.3	39.3	0.2732	10.74	5187	43.9651%	Fecal		CFU/100 mL	200	283.2	86400	-	52,538.0
5439000	6/25/2017	39.3	39.3	0.2732	10.74	5187	43.9651%	Fecal		CFU/100 mL	200	283.2	86400	-	52,538.0
5439000	10/14/2018	39.3	39.3	0.2732	10.74	5187	43.9651%	Fecal		CFU/100 mL	200	283.2	86400	-	52,538.0
5439000	2/11/2008	39.2	39.2	0.2732	10.71	5190	43.9905%	Fecal		CFU/100 mL	200	283.2	86400	-	52,404.3
5439000	7/6/2010	39.2	39.2	0.2732	10.71	5190	43.9905%	Fecal		CFU/100 mL	200	283.2	86400	-	52,404.3
5439000	4/11/2014	39.2	39.2	0.2732	10.71	5190	43.9905%	Fecal		CFU/100 mL	200	283.2	86400	-	52,404.3
5439000	7/22/2014	39.2	39.2	0.2732	10.71	5190	43.9905%	Fecal		CFU/100 mL	200	283.2	86400	-	52,404.3
5439000	7/16/2019	39.2	39.2	0.2732	10.71	5190	43.9905%	Fecal		CFU/100 mL	200	283.2	86400	-	52,404.3
5439000	6/16/1994	39.1	39.1	0.2732	10.68	5195	44.0329%	Fecal		CFU/100 mL	200	283.2	86400	-	52,270.7
5439000	6/18/2006	39.1	39.1	0.2732	10.68	5195	44.0329%	Fecal		CFU/100 mL	200	283.2	86400	-	52,270.7
5439000	10/23/2008	39.1	39.1	0.2732	10.68	5195	44.0329%	Fecal		CFU/100 mL	200	283.2	86400	-	52,270.7
5439000	5/18/2013	39.1	39.1	0.2732	10.68	5195	44.0329%	Fecal		CFU/100 mL	200	283.2	86400	-	52,270.7
5439000	1/27/2016	39.1	39.1	0.2732	10.68	5195	44.0329%	Fecal		CFU/100 mL	200	283.2	86400	-	52,270.7
5439000	10/13/2017	39.1	39.1	0.2732	10.68	5195	44.0329%	Fecal		CFU/100 mL	200	283.2	86400	-	52,270.7
5439000	5/1/1990	39	39	0.2732	10.65	5201	44.0837%	Fecal		CFU/100 mL	200	283.2	86400	-	52,137.0
5439000	6/11/1990	39	39	0.2732	10.65	5201	44.0837%	Fecal		CFU/100 mL	200	283.2	86400	-	52,137.0
5439000	6/13/1990	39	39	0.2732	10.65	5201	44.0837%	Fecal		CFU/100 mL	200	283.2	86400	-	52,137.0
5439000	8/27/1990	39	39	0.2732	10.65	5201	44.0837%	Fecal		CFU/100 mL	200	283.2	86400	-	52,137.0
5439000	11/16/1990	39	39	0.2732	10.65	5201	44.0837%	Fecal		CFU/100 mL	200	283.2	86400	-	52,137.0
5439000	3/9/1991	39	39	0.2732	10.65	5201	44.0837%	Fecal		CFU/100 mL	200	283.2	86400	-	52,137.0
5439000	6/18/1991	39	39	0.2732	10.65	5201	44.0837%	Fecal		CFU/100 mL	200	283.2	86400	-	52,137.0
5439000	12/26/1991	39	39	0.2732	10.65	5201	44.0837%	Fecal		CFU/100 mL	200	283.2	86400	-	52,137.0
5439000	1/8/1992	39	39	0.2732	10.65	5201	44.0837%	Fecal		CFU/100 mL	200	283.2	86400	-	52,137.0
5439000	2/9/1992	39	39	0.2732	10.65	5201	44.0837%	Fecal		CFU/100 mL	200	283.2	86400	-	52,137.0
5439000	4/5/1992	39	39	0.2732	10.65	5201	44.0837%	Fecal		CFU/100 mL	200	283.2	86400	-	52,137.0
5439000	4/10/1992	39	39	0.2732	10.65	5201	44.0837%	Fecal		CFU/100 mL	200	283.2	86400	-	52,137.0
5439000	5/7/1992	39	39	0.2732	10.65	5201	44.0837%	Fecal		CFU/100 mL	200	283.2	86400	-	52,137.0
5439000	7/31/1992	39	39	0.2732	10.65	5201	44.0837%	Fecal		CFU/100 mL	200	283.2	86400	-	52,137.0
5439000	2/19/1993	39	39	0.2732	10.65	5201	44.0837%	Fecal		CFU/100 mL	200	283.2	86400	-	52,137.0
5439000	8/4/1993	39	39	0.2732	10.65	5201	44.0837%	Fecal		CFU/100 mL	200	283.2	86400	-	52,137.0
5439000	11/4/1995	39	39	0.2732	10.65	5201	44.0837%	Fecal		CFU/100 mL	200	283.2	86400	-	52,137.0
5439000	2/13/1996	39	39	0.2732	10.65	5201	44.0837%	Fecal		CFU/100 mL	200	283.2	86400	-	52,137.0
5439000	8/25/1996	39	39	0.2732	10.65	5201	44.0837%	Fecal		CFU/100 mL	200	283.2	86400	-	52,137.0
5439000	4/10/1997	39	39	0.2732	10.65	5201	44.0837%	Fecal		CFU/100 mL	200	283.2	86400	-	52,137.0
5439000	1/3/1998	39	39	0.2732	10.65	5201	44.0837%	Fecal		CFU/100 mL	200	283.2	86400	-	52,137.0
5439000	7/13/1998	39	39	0.2732	10.65	5201	44.0837%	Fecal		CFU/100 mL	200	283.2	86400	-	52,137.0
5439000	4/8/1999	39	39	0.2732	10.65	5201	44.0837%	Fecal		CFU/100 mL	200	283.2	86400	-	52,137.0
5439000	5/21/2000	39	39	0.2732	10.65	5201	44.0837%	Fecal		CFU/100 mL	200	283.2	86400	-	52,137.0
5439000	7/18/2000	39	39	0.2732	10.65	5201	44.0837%	Fecal		CFU/100 mL	200	283.2	86400	-	52,137.0
5439000	11/14/2000	39	39	0.2732	10.65	5201	44.0837%	Fecal		CFU/100 mL	200	283.2	86400	-	52,137.0
5439000	2/6/2001	39	39	0.2732	10.65	5201	44.0837%	Fecal		CFU/100 mL	200	283.2	86400	-	52,137.0
5439000	5/31/2001	39	39	0.2732	10.65	5201	44.0837%	Fecal		CFU/100 mL	200	283.2	86400	-	52,137.0
5439000	6/23/2001	39	39	0.2732	10.65	5201	44.0837%	Fecal		CFU/100 mL	200	283.2	86400	-	52,137.0
5439000	7/6/2009	39	39	0.2732	10.65	5201	44.0837%	Fecal		CFU/100 mL	200	283.2	86400	-	52,137.0
5439000	2/17/2012	39	39	0.2732	10.65	5201	44.0837%	Fecal		CFU/100 mL	200	283.2	86400	-	52,137.0
5439000	2/13/2017	39	39	0.2732	10.65	5201	44.0837%	Fecal		CFU/100 mL	200	283.2	86400	-	52,137.0
5439000	6/20/2020	39	39	0.2732	10.65	5201	44.0837%	Fecal		CFU/100 mL	200	283.2	86400	-	52,137.0
5439000	4/7/2011	38.9	38.9	0.2732	10.63	5234	44.3635%	Fecal		CFU/100 mL	200	283.2	86400	-	52,003.3
5439000	3/29/2012	38.9	38.9	0.2732	10.63	5234	44.3635%	Fecal		CFU/100 mL	200	283.2	86400	-	52,003.3
5439000	3/31/2012	38.9	38.9	0.2732	10.63	5234	44.3635%	Fecal		CFU/100 mL	200	283.2	86400	-	52,003.3
5439000	3/24/2017	38.9	38.9	0.2732	10.63	5234	44.3635%	Fecal		CFU/100 mL	200	283.2	86400	-	52,003.3
5439000	6/23/2020	38.9	38.9	0.2732	10.63	5234	44.3635%	Fecal		CFU/100 mL	200	283.2	86400	-	52,003.3
5439000	11/13/1993	38.8	38.8	0.2732	10.60	5239	44.4058%	Fecal		CFU/100 mL	200	283.2	86400	-	51,869.6
5439000	3/25/2005	38.8	38.8	0.2732	10.60	5239	44.4058%	Fecal		CFU/100 mL	200	283.2	86400	-	51,869.6
5439000	4/22/2006	38.8	38.8	0.2732	10.60	5239	44.4058%	Fecal		CFU/100 mL	200	283.2	86400	-	51,869.6
5439000	5/23/2021	38.8	38.8	0.2732	10.60	5239	44.4058%	Fecal		CFU/100 mL	200	283.2	86400	-	51,869.6
5439000	3/14/2005	38.7	38.7	0.2732	10.57	5243	44.4397%	Fecal		CFU/100 mL	200	283.2	86400	-	51,735.9
5439000	12/2/2011	38.7	38.7	0.2732	10.57	5243	44.4397%	Fecal		CFU/100 mL	200	283.2	86400	-	51,735.9
5439000	5/14/2007	38.6	38.6	0.2732	10.54	5245	44.4567%	Fecal		CFU/100 mL	200	283.2	86400	-	51,602.2
5439000	11/25/2008	38.6	38.6	0.2732	10.54	5245	44.4567%	Fecal		CFU/100 mL	200	283.2	86400	-	51,602.2
5439000	11/12/2017	38.6	38.6	0.2732	10.54	5245	44.4567%	Fecal		CFU/100 mL	200	283.2	86400	-	51,602.2
5439000	12/22/2007	38.5	38.5	0.2732	10.52	5248	44.4821%	Fecal		CFU/100 mL	200	283.2	86400	-	51,468.6
5439000	2/24/2008	38.5	38.5	0.2732	10.52	5248	44.4821%	Fecal		CFU/100 mL	200	283.2	86400	-	51,468.6
5439000	6/3/2010	38.5	38.5	0.2732	10.52	5248	44.4821%	Fecal		CFU/100 mL	200	283.2	86400	-	51,468.6
5439000	11/22/2011	38.5	38.5	0.2732	10.52	5248	44.4821%	Fecal		CFU/100 mL	200	283.2	86400	-	51,468.6
5439000	11/23/2011	38.5	38.5	0.2732	10.52	5248	44.4821%	Fecal		CFU/100 mL	200	283.2	86400	-	51,468.6
5439000	4/28/2012	38.5	38.5	0.2732	10.52	5248	44.4821%	Fecal		CFU/100 mL	200	283.2	86400	-	51,468.6
5439000	8/26/2019	38.5	38.5	0.2732	10.52	5248	44.4821%	Fecal		CFU/100 mL	200	283.2	86400	-	51,468.6
5439000	4/2/2005	38.4	38.4	0.2732	10.49	5255	44.5414%	Fecal		CFU/100 mL	200	283.2	86400	-	51,334.9
5439000	6/27/2007	38.4	38.4	0.2732	10.49	5255	44.5414%	Fecal		CFU/100 mL	200	283.2	86400	-	51,334.9
5439000	5/19/2013	38.4	38.4	0.2732	10.49	5255	44.5414%	Fecal		CFU/100 mL	200	283.2	86400	-	51,334.9
5439000	12/14/2020	38.4	38.4	0.2732	10.49	5255	44.5414%	Fecal		CFU/100 mL	200	283.2	86400	-	51,334.9
5439000	5/22/2021	38.4	38.4	0.2732	10.49	5255	44.5414%	Fecal		CFU/100 mL	200	283.2	86400	-	51,334.9
5439000	11/18/2003	38.3	38.3	0.2732	10.46	5260	44.5838%	Fecal		CFU/100 mL	200	283.2	86400	-	51,201.2
5439000	2/29/2004	38.3	38.3	0.2732	10.46	5260	44.5838%	Fecal		CFU/100 mL	200	283.2	86400	-	51,201.2
5439000	1/17/2009	38.3	38.3	0.2732	10.46	5260	44.5838%	Fecal		CFU/100 mL	200	283.2	86400	-	51,201.2
5439000	7/10/2020	38.3	38.3	0.2732	10.46	5260	44.5838%	Fecal		CFU/100 mL	200	283.2	86400	-	51,201.2
5439000	12/10/1993	38.2	38.2	0.2732	10.44	5264	44.6177%	Fecal		CFU/100 mL	200	283.2	86400	-	51,067.5
5439000	2/15/2002	38.2	38.2	0.2732	10.44	5264	44.6177%	Fecal		CFU/100 mL	200	283.2	86400	-	51,067.5
5439000	4/6/2006	38.2	38.2	0.2732	10.44	5264	44.6177%	Fecal		CFU/100 mL	200	283.2	86400	-	51,067.5
5439000	7/26/2015	38.2	38.2	0.2732	10.44	5264	44.6177%	Fecal		CFU/100 mL	200	283.2	86400	-	51,067.5
5439000	4/4/2018	38.2	38.2	0.2732	10.44	5264	44.6177%	Fecal		CFU/100 mL	200	283.2	86400	-	51,067.5
5439000	7/20/2020	38.2	38.2	0.2732	10.44	5264	44.6177%	Fecal		CFU/100 mL	200	283.2	86400	-	51,067.5
5439000	3/6/2022	71.4	71.4	0.1459	10.42	5270	44.6686%	Fecal		CFU/100 mL	200	283.2	86400	-	50,990.7
5439000	3/28/2022	71.4	71.4	0.1459	10.42	5270	44.6686%	Fecal		CFU/100 mL	200	283.2	86400	-	50,990.7
5439000	4/4/1994	38.1	38.1	0.2732	10.41	5272	44.6855%	Fecal		CFU/100 mL	200	283.2	86400	-	50,933.8
5439000	1/16/2010	38.1	38.1	0.2732	10.41	5272	44.6855%	Fecal		CFU/100 mL	200	283.2	86400	-	50,933.8
5439000	2/25/2016	38.1	38.1	0.2732	10.41	5272	44.6855%	Fecal		CFU/100 mL	200	283.2	86400	-	50,933.8
5439000	6/20/2021	38.1	38.1	0.2732	10.41	5272	44.6855%	Fecal		CFU/100 mL	200	283.2	86400	-	50,933.8
5439000	7/11/1990	38	38	0.2732	10.38	5276	44.7194%	Fecal		CFU/100 mL	200	283.2	86400	-	50,800.1
5439000	11/1/1991	38	38	0.2732	10.38	5276	44.7194%	Fecal		CFU/100 mL	200	283.2	86400	-	50,800.1
5439000	12/29/1991	38	38	0.2732	10.38	5276	44.7194%	Fecal		CFU/100 mL	200	283.2	86400	-	50,800.1
5439000	4/6/1992	38	38	0.2732	10.38	5276	44.7194%	Fecal		CFU/100 mL	200	283.2	86400	-	50,800.1
5439000	4/14/1992	38	38	0.2732	10.38	5276	44.7194%	Fecal		CFU/100 mL	200	283.2	86400	-	50,800.1
5439000	9/22/1992	38	38	0.2732	10.38	5276	44.7194%	Fecal		CFU/100 mL	200	283.2	86400	-	50,800.1
5439000	7/14/1993	38	38	0.2732	10.38	5276	44.7194%	Fecal		CFU/100 mL	200	283.2	86400	-	50,800.1
5439000	9/5/1993	38	38	0.2732	10.38	5276	44.7194%	Fecal		CFU/100 mL	200	283.2	86400	-	50,800.1
5439000	10/30/1993	38	38	0.2732	10.38	5276	44.7194%	Fecal		CFU/100 mL	200	283.2	86400	-	50,800.1
5439000	12/14/1993	38	38	0.2732	10.38	5276	44.7194%	Fecal		CFU/100 mL	200	283.2	86400	-	50,800.1
5439000	2/4/1995	38	38	0.2732	10.38	5276	44.7194%	Fecal		CFU/100 mL	200	283.2	86400	-	50,800.1
5439000	3/10/1995	38	38	0.2732	10.38	5276	44.7194%	Fecal		CFU/100 mL	200	283.2	86400	-	50,800.1
5439000	4/7/1995	38	38	0.2732	10.38	5276	44.7194%	Fecal		CFU/100 mL	200	283.2	86400	-	50,800.1
5439000	4/9/1997	38	38	0.2732	10.38	5276	44.7194%	Fecal		CFU/100 mL	200	283.2	86400	-	50,800.1
5439000	4/26/1997	38	38	0.2732	10.38	5276	44.7194%	Fecal		CFU/100 mL	200	283.2	86400	-	50,800.1
5439000	4/27/1997	38	38	0.2732	10.38	5276	44.7194%	Fecal		CFU/100 mL	200	283.2	86400	-	50,800.1
5439000	4/28/1997	38	38	0.2732	10.38	5276	44.7194%	Fecal		CFU/100 mL	200	283.2	86400	-	50,800.1

Gage ID	Date	Discharge (CFS)	Gage Discharge (less Surrogate NPDES) (CFS)	Watershed Area Ratio	Calculated flow (CFS)	Rank	Flow Exceedance %	Parameter	Results	Units (mg or micro_gram	Limit/Standard	100mL/CF	sec/day	Actual Load (million colonies/day)	Allowable Load (million colonies/day)
5439000	6/4/1997	38	38	0.2732	10.38	5276	44.7194%	Fecal		CFU/100 mL	200	283.2	86400	-	50,800.1
5439000	6/8/1998	38	38	0.2732	10.38	5276	44.7194%	Fecal		CFU/100 mL	200	283.2	86400	-	50,800.1
5439000	10/31/1998	38	38	0.2732	10.38	5276	44.7194%	Fecal		CFU/100 mL	200	283.2	86400	-	50,800.1
5439000	5/4/2000	38	38	0.2732	10.38	5276	44.7194%	Fecal		CFU/100 mL	200	283.2	86400	-	50,800.1
5439000	5/3/2001	38	38	0.2732	10.38	5276	44.7194%	Fecal		CFU/100 mL	200	283.2	86400	-	50,800.1
5439000	6/20/2001	38	38	0.2732	10.38	5276	44.7194%	Fecal		CFU/100 mL	200	283.2	86400	-	50,800.1
5439000	12/14/2001	38	38	0.2732	10.38	5276	44.7194%	Fecal		CFU/100 mL	200	283.2	86400	-	50,800.1
5439000	3/15/2004	38	38	0.2732	10.38	5276	44.7194%	Fecal		CFU/100 mL	200	283.2	86400	-	50,800.1
5439000	1/12/2005	38	38	0.2732	10.38	5276	44.7194%	Fecal		CFU/100 mL	200	283.2	86400	-	50,800.1
5439000	5/21/2005	38	38	0.2732	10.38	5276	44.7194%	Fecal		CFU/100 mL	200	283.2	86400	-	50,800.1
5439000	6/24/2007	38	38	0.2732	10.38	5276	44.7194%	Fecal		CFU/100 mL	200	283.2	86400	-	50,800.1
5439000	1/2/2008	38	38	0.2732	10.38	5276	44.7194%	Fecal		CFU/100 mL	200	283.2	86400	-	50,800.1
5439000	7/10/2009	38	38	0.2732	10.38	5276	44.7194%	Fecal		CFU/100 mL	200	283.2	86400	-	50,800.1
5439000	7/29/2011	38	38	0.2732	10.38	5276	44.7194%	Fecal		CFU/100 mL	200	283.2	86400	-	50,800.1
5439000	1/15/2017	38	38	0.2732	10.38	5276	44.7194%	Fecal		CFU/100 mL	200	283.2	86400	-	50,800.1
5439000	6/28/2017	38	38	0.2732	10.38	5276	44.7194%	Fecal		CFU/100 mL	200	283.2	86400	-	50,800.1
5439000	4/20/2022	71	71	0.1459	10.36	5309	44.9992%	Fecal		CFU/100 mL	200	283.2	86400	-	50,705.1
5439000	10/13/2001	37.9	37.9	0.2732	10.35	5310	45.0076%	Fecal		CFU/100 mL	200	283.2	86400	-	50,666.4
5439000	2/17/2002	37.9	37.9	0.2732	10.35	5310	45.0076%	Fecal		CFU/100 mL	200	283.2	86400	-	50,666.4
5439000	1/29/2006	37.9	37.9	0.2732	10.35	5310	45.0076%	Fecal		CFU/100 mL	200	283.2	86400	-	50,666.4
5439000	6/5/2010	37.9	37.9	0.2732	10.35	5310	45.0076%	Fecal		CFU/100 mL	200	283.2	86400	-	50,666.4
5439000	4/2/2012	37.9	37.9	0.2732	10.35	5310	45.0076%	Fecal		CFU/100 mL	200	283.2	86400	-	50,666.4
5439000	11/10/2017	37.9	37.9	0.2732	10.35	5310	45.0076%	Fecal		CFU/100 mL	200	283.2	86400	-	50,666.4
5439000	2/12/2002	37.8	37.8	0.2732	10.33	5316	45.0585%	Fecal		CFU/100 mL	200	283.2	86400	-	50,532.8
5439000	5/5/2004	37.8	37.8	0.2732	10.33	5316	45.0585%	Fecal		CFU/100 mL	200	283.2	86400	-	50,532.8
5439000	5/9/2006	37.8	37.8	0.2732	10.33	5316	45.0585%	Fecal		CFU/100 mL	200	283.2	86400	-	50,532.8
5439000	6/1/2006	37.8	37.8	0.2732	10.33	5316	45.0585%	Fecal		CFU/100 mL	200	283.2	86400	-	50,532.8
5439000	7/3/2006	37.8	37.8	0.2732	10.33	5316	45.0585%	Fecal		CFU/100 mL	200	283.2	86400	-	50,532.8
5439000	8/7/2014	37.8	37.8	0.2732	10.33	5316	45.0585%	Fecal		CFU/100 mL	200	283.2	86400	-	50,532.8
5439000	7/26/2016	37.8	37.8	0.2732	10.33	5316	45.0585%	Fecal		CFU/100 mL	200	283.2	86400	-	50,532.8
5439000	10/30/2016	37.7	37.7	0.2732	10.30	5323	45.1178%	Fecal		CFU/100 mL	200	283.2	86400	-	50,399.1
5439000	12/9/1993	37.6	37.6	0.2732	10.27	5324	45.1263%	Fecal		CFU/100 mL	200	283.2	86400	-	50,265.4
5439000	11/20/2009	37.6	37.6	0.2732	10.27	5324	45.1263%	Fecal		CFU/100 mL	200	283.2	86400	-	50,265.4
5439000	12/19/2009	37.6	37.6	0.2732	10.27	5324	45.1263%	Fecal		CFU/100 mL	200	283.2	86400	-	50,265.4
5439000	7/3/2011	37.6	37.6	0.2732	10.27	5324	45.1263%	Fecal		CFU/100 mL	200	283.2	86400	-	50,265.4
5439000	6/3/2012	37.5	37.5	0.2732	10.24	5328	45.1602%	Fecal		CFU/100 mL	200	283.2	86400	-	50,131.7
5439000	12/10/2016	37.5	37.5	0.2732	10.24	5328	45.1602%	Fecal		CFU/100 mL	200	283.2	86400	-	50,131.7
5439000	3/1/2022	70.1	70.1	0.1459	10.23	5330	45.1771%	Fecal		CFU/100 mL	200	283.2	86400	-	50,062.3
5439000	10/14/2001	37.4	37.4	0.2732	10.22	5331	45.1856%	Fecal		CFU/100 mL	200	283.2	86400	-	49,998.0
5439000	1/21/2007	37.4	37.4	0.2732	10.22	5331	45.1856%	Fecal		CFU/100 mL	200	283.2	86400	-	49,998.0
5439000	9/16/2007	37.4	37.4	0.2732	10.22	5331	45.1856%	Fecal		CFU/100 mL	200	283.2	86400	-	49,998.0
5439000	2/21/2013	37.4	37.4	0.2732	10.22	5331	45.1856%	Fecal		CFU/100 mL	200	283.2	86400	-	49,998.0
5439000	4/19/2022	69.9	69.9	0.1459	10.20	5335	45.2195%	Fecal		CFU/100 mL	200	283.2	86400	-	49,919.5
5439000	11/27/2001	37.3	37.3	0.2732	10.19	5336	45.2280%	Fecal		CFU/100 mL	200	283.2	86400	-	49,864.3
5439000	11/10/2008	37.3	37.3	0.2732	10.19	5336	45.2280%	Fecal		CFU/100 mL	200	283.2	86400	-	49,864.3
5439000	2/18/2012	37.3	37.3	0.2732	10.19	5336	45.2280%	Fecal		CFU/100 mL	200	283.2	86400	-	49,864.3
5439000	5/6/2012	37.3	37.3	0.2732	10.19	5336	45.2280%	Fecal		CFU/100 mL	200	283.2	86400	-	49,864.3
5439000	12/11/2016	37.3	37.3	0.2732	10.19	5336	45.2280%	Fecal		CFU/100 mL	200	283.2	86400	-	49,864.3
5439000	11/11/2017	37.3	37.3	0.2732	10.19	5336	45.2280%	Fecal		CFU/100 mL	200	283.2	86400	-	49,864.3
5439000	9/12/2020	37.3	37.3	0.2732	10.19	5336	45.2280%	Fecal		CFU/100 mL	200	283.2	86400	-	49,864.3
5439000	7/10/2008	37.2	37.2	0.2732	10.16	5343	45.2873%	Fecal		CFU/100 mL	200	283.2	86400	-	49,730.7
5439000	4/6/2015	37.2	37.2	0.2732	10.16	5343	45.2873%	Fecal		CFU/100 mL	200	283.2	86400	-	49,730.7
5439000	1/14/2017	37.2	37.2	0.2732	10.16	5343	45.2873%	Fecal		CFU/100 mL	200	283.2	86400	-	49,730.7
5439000	4/13/1994	37.1	37.1	0.2732	10.13	5346	45.3128%	Fecal		CFU/100 mL	200	283.2	86400	-	49,597.0
5439000	3/16/2004	37.1	37.1	0.2732	10.13	5346	45.3128%	Fecal		CFU/100 mL	200	283.2	86400	-	49,597.0
5439000	7/1/2006	37.1	37.1	0.2732	10.13	5346	45.3128%	Fecal		CFU/100 mL	200	283.2	86400	-	49,597.0
5439000	6/10/2007	37.1	37.1	0.2732	10.13	5346	45.3128%	Fecal		CFU/100 mL	200	283.2	86400	-	49,597.0
5439000	8/11/2010	37.1	37.1	0.2732	10.13	5346	45.3128%	Fecal		CFU/100 mL	200	283.2	86400	-	49,597.0
5439000	6/16/2021	37.1	37.1	0.2732	10.13	5346	45.3128%	Fecal		CFU/100 mL	200	283.2	86400	-	49,597.0
5439000	3/19/2022	69.3	69.3	0.1459	10.11	5352	45.3636%	Fecal		CFU/100 mL	200	283.2	86400	-	49,491.0
5439000	5/2/1990	37	37	0.2732	10.11	5353	45.3721%	Fecal		CFU/100 mL	200	283.2	86400	-	49,463.3
5439000	5/3/1990	37	37	0.2732	10.11	5353	45.3721%	Fecal		CFU/100 mL	200	283.2	86400	-	49,463.3
5439000	8/17/1990	37	37	0.2732	10.11	5353	45.3721%	Fecal		CFU/100 mL	200	283.2	86400	-	49,463.3
5439000	10/19/1990	37	37	0.2732	10.11	5353	45.3721%	Fecal		CFU/100 mL	200	283.2	86400	-	49,463.3
5439000	1/3/1991	37	37	0.2732	10.11	5353	45.3721%	Fecal		CFU/100 mL	200	283.2	86400	-	49,463.3
5439000	1/5/1991	37	37	0.2732	10.11	5353	45.3721%	Fecal		CFU/100 mL	200	283.2	86400	-	49,463.3
5439000	2/16/1992	37	37	0.2732	10.11	5353	45.3721%	Fecal		CFU/100 mL	200	283.2	86400	-	49,463.3
5439000	4/13/1992	37	37	0.2732	10.11	5353	45.3721%	Fecal		CFU/100 mL	200	283.2	86400	-	49,463.3
5439000	2/14/1993	37	37	0.2732	10.11	5353	45.3721%	Fecal		CFU/100 mL	200	283.2	86400	-	49,463.3
5439000	5/29/1993	37	37	0.2732	10.11	5353	45.3721%	Fecal		CFU/100 mL	200	283.2	86400	-	49,463.3
5439000	6/20/1994	37	37	0.2732	10.11	5353	45.3721%	Fecal		CFU/100 mL	200	283.2	86400	-	49,463.3
5439000	2/10/1995	37	37	0.2732	10.11	5353	45.3721%	Fecal		CFU/100 mL	200	283.2	86400	-	49,463.3
5439000	2/25/1995	37	37	0.2732	10.11	5353	45.3721%	Fecal		CFU/100 mL	200	283.2	86400	-	49,463.3
5439000	4/8/1995	37	37	0.2732	10.11	5353	45.3721%	Fecal		CFU/100 mL	200	283.2	86400	-	49,463.3
5439000	7/8/1995	37	37	0.2732	10.11	5353	45.3721%	Fecal		CFU/100 mL	200	283.2	86400	-	49,463.3
5439000	11/28/1995	37	37	0.2732	10.11	5353	45.3721%	Fecal		CFU/100 mL	200	283.2	86400	-	49,463.3
5439000	1/19/1996	37	37	0.2732	10.11	5353	45.3721%	Fecal		CFU/100 mL	200	283.2	86400	-	49,463.3
5439000	7/8/1996	37	37	0.2732	10.11	5353	45.3721%	Fecal		CFU/100 mL	200	283.2	86400	-	49,463.3
5439000	8/26/1996	37	37	0.2732	10.11	5353	45.3721%	Fecal		CFU/100 mL	200	283.2	86400	-	49,463.3
5439000	6/28/1997	37	37	0.2732	10.11	5353	45.3721%	Fecal		CFU/100 mL	200	283.2	86400	-	49,463.3
5439000	11/21/1998	37	37	0.2732	10.11	5353	45.3721%	Fecal		CFU/100 mL	200	283.2	86400	-	49,463.3
5439000	11/22/1998	37	37	0.2732	10.11	5353	45.3721%	Fecal		CFU/100 mL	200	283.2	86400	-	49,463.3
5439000	7/3/1999	37	37	0.2732	10.11	5353	45.3721%	Fecal		CFU/100 mL	200	283.2	86400	-	49,463.3
5439000	5/23/2000	37	37	0.2732	10.11	5353	45.3721%	Fecal		CFU/100 mL	200	283.2	86400	-	49,463.3
5439000	5/8/2001	37	37	0.2732	10.11	5353	45.3721%	Fecal		CFU/100 mL	200	283.2	86400	-	49,463.3
5439000	12/13/2001	37	37	0.2732	10.11	5353	45.3721%	Fecal		CFU/100 mL	200	283.2	86400	-	49,463.3
5439000	7/12/2009	37	37	0.2732	10.11	5353	45.3721%	Fecal		CFU/100 mL	200	283.2	86400	-	49,463.3
5439000	2/21/2012	37	37	0.2732	10.11	5353	45.3721%	Fecal		CFU/100 mL	200	283.2	86400	-	49,463.3
5439000	9/19/2015	37	37	0.2732	10.11	5353	45.3721%	Fecal		CFU/100 mL	200	283.2	86400	-	49,463.3
5439000	7/13/2019	37	37	0.2732	10.11	5353	45.3721%	Fecal		CFU/100 mL	200	283.2	86400	-	49,463.3
5439000	2/14/2002	36.9	36.9	0.2732	10.08	5383	45.6264%	Fecal		CFU/100 mL	200	283.2	86400	-	49,329.6
5439000	5/15/2007	36.9	36.9	0.2732	10.08	5383	45.6264%	Fecal		CFU/100 mL	200	283.2	86400	-	49,329.6
5439000	6/23/2008	36.9	36.9	0.2732	10.08	5383	45.6264%	Fecal		CFU/100 mL	200	283.2	86400	-	49,329.6
5439000	11/21/2011	36.9	36.9	0.2732	10.08	5383	45.6264%	Fecal		CFU/100 mL	200	283.2	86400	-	49,329.6
5439000	9/12/2014	36.9	36.9	0.2732	10.08	5383	45.6264%	Fecal		CFU/100 mL	200	283.2	86400	-	49,329.6
5439000	12/6/2017	36.9	36.9	0.2732	10.08	5383	45.6264%	Fecal		CFU/100 mL	200	283.2	86400	-	49,329.6
5439000	7/15/2013	36.8	36.8	0.2732	10.05	5389	45.6772%	Fecal		CFU/100 mL	200	283.2	86400	-	49,195.9
5439000	10/2/2018	36.8	36.8	0.2732	10.05	5389	45.6772%	Fecal		CFU/100 mL	200	283.2	86400	-	49,195.9
5439000	10/31/1993	36.7	36.7	0.2732	10.03	5391	45.6942%	Fecal		CFU/100 mL	200	283.2	86400	-	49,062.2
5439000	4/5/1994	36.7	36.7	0.2732	10.03	5391	45.6942%	Fecal		CFU/100 mL	200	283.2	86400	-	49,062.2
5439000	2/11/2002	36.7	36.7	0.2732	10.03	5391	45.6942%	Fecal		CFU/100 mL	200	283.2	86400	-	49,062.2
5439000	3/17/2004	36.7	36.7	0.2732	10.03	5391	45.6942%	Fecal		CFU/100 mL	200	283.2	86400	-	49,062.2
5439000	2/7/2010	36.7	36.7	0.2732	10.03	5391	45.6942%	Fecal		CFU/100 mL	200	283.2	86400	-	49,062.2
5439000	12/14/2003	36.6	36.6	0.2732	10.00	5396	45.7366%	Fecal		CFU/100 mL	200	283.2	86400	-	48,928.5
5439000	4/3/2005	36.6	36.6	0.2732	10.00	5396	45.7366%	Fecal		CFU/100 mL	200	283.2	86400	-	48,928.5
5439000	5/24/2021	36.6	36.6	0.2732	10.00	5396	45.7366%	Fecal		CFU/100 mL	200	283.2	86400	-	48,928.5
5439000	4/1/2005	36.5	36.5	0.2732	9.97	5399	45.7620%	Fecal		CFU/100 mL	200	283.2	86400	-	48,794.9
5439000	4/16/2006	36.5	36.5	0.2732	9.97	5399	45.7620%	Fecal		CFU/100 mL	200	283.2	86400	-	48,794.9
5439000	4/1/2018	36.5	36.5	0.2732	9.97	5399	45.7620%	Fecal		CFU/100 mL	200	283.2	86400	-	48,794.9
5439000	10/15/2018	36.5	36.5	0.2732	9.97	5399	45.7620%	Fecal		CFU/100 mL	200	283.2	86400	-	48,794.9
5439000	6/30/2004	36.4	36.4	0.2732	9.94	5403	45.7959%	Fecal		CFU/100 mL	200	283.2	86400	-	48,661.2
5439000	1/22/2007	36.4	36.4	0.2732	9.94	5403	45.7959%	Fecal		CFU/100 mL	200	283.2	86400	-	48,661.2
5439000	6/6/2010	36.4	36.4	0.2732	9.94	5403	45.7959%	Fecal		CFU/100 mL	200	283.2	86400	-	48,661.2
5439000	5/1/2012	36.4	36.4	0.2732	9.94	5403	45.7959%	Fecal		CFU/100 mL	200	283.2	86400	-	48,661.2
5439000	4/12/2004	36.3	36.3	0.2732	9.92	5407	45.8298%	Fecal		CFU/100 mL	200	283.2	86400	-	48,527.5
5439000	8/20/2016	36.3	36.3	0.2732	9.92	5407	45.8298%	Fecal		CFU/100 mL	200	283.2	86400	-	48,527.5
5439000	2/17/2017	36.3	36.3	0.2732	9.92	5407	45.8298%	Fecal		CFU/100 mL	200	283.2	86400	-	48,527.5
5439000	5/25/2021	36.3	36.3	0.2732	9.92	5407	45.8298%	Fecal		CFU/100 mL	200	283.2	86400	-	48,527.5
5439000	10/29/2001	36.2	36.2	0.2732	9.89	5411	45.8637%	Fecal		CFU/100 mL	200	283.2	86400	-	48,393.8
5439000	3/18/2004	36.2	36.2	0.2732	9.89	5411	45.8637%	Fecal		CFU/100 mL	200	283.2	86400	-	48,393.8
5439000	3/21/2018	36.2	36.2	0.2732	9.89	5411	45.8637%	Fecal		CFU/100 mL	200	283.2	86400	-	48,393.8
5439000	9/6/2019	36.2	36.2	0.2732	9.89	5411	45.8637%	Fecal		CFU/100 mL	200	283.2	86400	-	48,393.8
5439000	2/13/2002	36.1	36.1	0.2732	9.86	5415	45.8976%	Fecal		CFU/100 mL	200	283.2	86400	-	48,260.1
5439000	6/5/2003	36.1	36.1	0.2732	9.86	5415	45.8976%	Fecal		CFU/100 mL	200	283.2	86400	-	48,260.1
5439000	12/20/2012	36.1	36.1	0.2732	9.86	5415	45.8976%	Fecal		CFU/100 mL	200	283.2	86400	-	48,260.1
5439000	2/11/2016	36.1	36.1	0.2732	9.86	5415	45.8976%	Fecal		CFU/100 mL	200	283.2	86400	-	48,260.1

Gage ID	Date	Discharge (CFS)	Gage Discharge (less Surrogate NPDES) (CFS)	Watershed Area Ratio	Calculated flow (CFS)	Rank	Flow Exceedance %	Parameter	Results	Units (mg or micro_gram	Limit/Standard	100mL/CF	sec/day	Actual Load (million colonies/day)	Allowable Load (million colonies/day)
5439000	1/16/1990	36	36	0.2732	9.83	5419	45.9315%	Fecal		CFU/100 mL	200	283.2	86400	-	48,126.4
5439000	1/30/1990	36	36	0.2732	9.83	5419	45.9315%	Fecal		CFU/100 mL	200	283.2	86400	-	48,126.4
5439000	7/10/1990	36	36	0.2732	9.83	5419	45.9315%	Fecal		CFU/100 mL	200	283.2	86400	-	48,126.4
5439000	7/14/1990	36	36	0.2732	9.83	5419	45.9315%	Fecal		CFU/100 mL	200	283.2	86400	-	48,126.4
5439000	8/29/1990	36	36	0.2732	9.83	5419	45.9315%	Fecal		CFU/100 mL	200	283.2	86400	-	48,126.4
5439000	11/21/1990	36	36	0.2732	9.83	5419	45.9315%	Fecal		CFU/100 mL	200	283.2	86400	-	48,126.4
5439000	3/15/1991	36	36	0.2732	9.83	5419	45.9315%	Fecal		CFU/100 mL	200	283.2	86400	-	48,126.4
5439000	12/28/1991	36	36	0.2732	9.83	5419	45.9315%	Fecal		CFU/100 mL	200	283.2	86400	-	48,126.4
5439000	1/3/1992	36	36	0.2732	9.83	5419	45.9315%	Fecal		CFU/100 mL	200	283.2	86400	-	48,126.4
5439000	1/6/1992	36	36	0.2732	9.83	5419	45.9315%	Fecal		CFU/100 mL	200	283.2	86400	-	48,126.4
5439000	5/10/1992	36	36	0.2732	9.83	5419	45.9315%	Fecal		CFU/100 mL	200	283.2	86400	-	48,126.4
5439000	6/2/1993	36	36	0.2732	9.83	5419	45.9315%	Fecal		CFU/100 mL	200	283.2	86400	-	48,126.4
5439000	6/3/1993	36	36	0.2732	9.83	5419	45.9315%	Fecal		CFU/100 mL	200	283.2	86400	-	48,126.4
5439000	7/15/1993	36	36	0.2732	9.83	5419	45.9315%	Fecal		CFU/100 mL	200	283.2	86400	-	48,126.4
5439000	8/12/1993	36	36	0.2732	9.83	5419	45.9315%	Fecal		CFU/100 mL	200	283.2	86400	-	48,126.4
5439000	2/5/1995	36	36	0.2732	9.83	5419	45.9315%	Fecal		CFU/100 mL	200	283.2	86400	-	48,126.4
5439000	7/1/1995	36	36	0.2732	9.83	5419	45.9315%	Fecal		CFU/100 mL	200	283.2	86400	-	48,126.4
5439000	7/9/1995	36	36	0.2732	9.83	5419	45.9315%	Fecal		CFU/100 mL	200	283.2	86400	-	48,126.4
5439000	3/25/1996	36	36	0.2732	9.83	5419	45.9315%	Fecal		CFU/100 mL	200	283.2	86400	-	48,126.4
5439000	4/30/1996	36	36	0.2732	9.83	5419	45.9315%	Fecal		CFU/100 mL	200	283.2	86400	-	48,126.4
5439000	1/19/1998	36	36	0.2732	9.83	5419	45.9315%	Fecal		CFU/100 mL	200	283.2	86400	-	48,126.4
5439000	7/1/1998	36	36	0.2732	9.83	5419	45.9315%	Fecal		CFU/100 mL	200	283.2	86400	-	48,126.4
5439000	8/25/1998	36	36	0.2732	9.83	5419	45.9315%	Fecal		CFU/100 mL	200	283.2	86400	-	48,126.4
5439000	11/1/1998	36	36	0.2732	9.83	5419	45.9315%	Fecal		CFU/100 mL	200	283.2	86400	-	48,126.4
5439000	11/2/1998	36	36	0.2732	9.83	5419	45.9315%	Fecal		CFU/100 mL	200	283.2	86400	-	48,126.4
5439000	11/23/1998	36	36	0.2732	9.83	5419	45.9315%	Fecal		CFU/100 mL	200	283.2	86400	-	48,126.4
5439000	4/5/1999	36	36	0.2732	9.83	5419	45.9315%	Fecal		CFU/100 mL	200	283.2	86400	-	48,126.4
5439000	4/14/1999	36	36	0.2732	9.83	5419	45.9315%	Fecal		CFU/100 mL	200	283.2	86400	-	48,126.4
5439000	5/8/2000	36	36	0.2732	9.83	5419	45.9315%	Fecal		CFU/100 mL	200	283.2	86400	-	48,126.4
5439000	5/5/2001	36	36	0.2732	9.83	5419	45.9315%	Fecal		CFU/100 mL	200	283.2	86400	-	48,126.4
5439000	5/6/2001	36	36	0.2732	9.83	5419	45.9315%	Fecal		CFU/100 mL	200	283.2	86400	-	48,126.4
5439000	5/10/2001	36	36	0.2732	9.83	5419	45.9315%	Fecal		CFU/100 mL	200	283.2	86400	-	48,126.4
5439000	5/21/2001	36	36	0.2732	9.83	5419	45.9315%	Fecal		CFU/100 mL	200	283.2	86400	-	48,126.4
5439000	7/5/2004	36	36	0.2732	9.83	5419	45.9315%	Fecal		CFU/100 mL	200	283.2	86400	-	48,126.4
5439000	5/10/2006	36	36	0.2732	9.83	5419	45.9315%	Fecal		CFU/100 mL	200	283.2	86400	-	48,126.4
5439000	1/23/2008	36	36	0.2732	9.83	5419	45.9315%	Fecal		CFU/100 mL	200	283.2	86400	-	48,126.4
5439000	6/25/2008	36	36	0.2732	9.83	5419	45.9315%	Fecal		CFU/100 mL	200	283.2	86400	-	48,126.4
5439000	7/7/2009	36	36	0.2732	9.83	5419	45.9315%	Fecal		CFU/100 mL	200	283.2	86400	-	48,126.4
5439000	7/9/2009	36	36	0.2732	9.83	5419	45.9315%	Fecal		CFU/100 mL	200	283.2	86400	-	48,126.4
5439000	2/22/2012	36	36	0.2732	9.83	5419	45.9315%	Fecal		CFU/100 mL	200	283.2	86400	-	48,126.4
5439000	4/21/2012	36	36	0.2732	9.83	5419	45.9315%	Fecal		CFU/100 mL	200	283.2	86400	-	48,126.4
5439000	6/6/2018	36	36	0.2732	9.83	5419	45.9315%	Fecal		CFU/100 mL	200	283.2	86400	-	48,126.4
5439000	11/26/2018	36	36	0.2732	9.83	5419	45.9315%	Fecal		CFU/100 mL	200	283.2	86400	-	48,126.4
5439000	7/15/2019	36	36	0.2732	9.83	5419	45.9315%	Fecal		CFU/100 mL	200	283.2	86400	-	48,126.4
5439000	6/4/2021	36	36	0.2732	9.83	5419	45.9315%	Fecal		CFU/100 mL	200	283.2	86400	-	48,126.4
5439000	12/12/1993	35.9	35.9	0.2732	9.81	5464	46.3129%	Fecal		CFU/100 mL	200	283.2	86400	-	47,992.8
5439000	4/7/2006	35.9	35.9	0.2732	9.81	5464	46.3129%	Fecal		CFU/100 mL	200	283.2	86400	-	47,992.8
5439000	12/6/2006	35.9	35.9	0.2732	9.81	5464	46.3129%	Fecal		CFU/100 mL	200	283.2	86400	-	47,992.8
5439000	10/19/2008	35.9	35.9	0.2732	9.81	5464	46.3129%	Fecal		CFU/100 mL	200	283.2	86400	-	47,992.8
5439000	11/21/2009	35.9	35.9	0.2732	9.81	5464	46.3129%	Fecal		CFU/100 mL	200	283.2	86400	-	47,992.8
5439000	2/22/2004	35.8	35.8	0.2732	9.78	5469	46.3553%	Fecal		CFU/100 mL	200	283.2	86400	-	47,859.1
5439000	9/17/2007	35.8	35.8	0.2732	9.78	5469	46.3553%	Fecal		CFU/100 mL	200	283.2	86400	-	47,859.1
5439000	10/21/2008	35.8	35.8	0.2732	9.78	5469	46.3553%	Fecal		CFU/100 mL	200	283.2	86400	-	47,859.1
5439000	5/3/2010	35.8	35.8	0.2732	9.78	5469	46.3553%	Fecal		CFU/100 mL	200	283.2	86400	-	47,859.1
5439000	3/30/2018	35.8	35.8	0.2732	9.78	5469	46.3553%	Fecal		CFU/100 mL	200	283.2	86400	-	47,859.1
5439000	11/5/1993	35.7	35.7	0.2732	9.75	5474	46.3977%	Fecal		CFU/100 mL	200	283.2	86400	-	47,725.4
5439000	6/8/2003	35.7	35.7	0.2732	9.75	5474	46.3977%	Fecal		CFU/100 mL	200	283.2	86400	-	47,725.4
5439000	5/11/2005	35.7	35.7	0.2732	9.75	5474	46.3977%	Fecal		CFU/100 mL	200	283.2	86400	-	47,725.4
5439000	12/13/2007	35.7	35.7	0.2732	9.75	5474	46.3977%	Fecal		CFU/100 mL	200	283.2	86400	-	47,725.4
5439000	8/5/2008	35.7	35.7	0.2732	9.75	5474	46.3977%	Fecal		CFU/100 mL	200	283.2	86400	-	47,725.4
5439000	4/12/2014	35.7	35.7	0.2732	9.75	5474	46.3977%	Fecal		CFU/100 mL	200	283.2	86400	-	47,725.4
5439000	8/6/2017	35.7	35.7	0.2732	9.75	5474	46.3977%	Fecal		CFU/100 mL	200	283.2	86400	-	47,725.4
5439000	5/8/2008	35.6	35.6	0.2732	9.73	5481	46.4570%	Fecal		CFU/100 mL	200	283.2	86400	-	47,591.7
5439000	1/23/2010	35.6	35.6	0.2732	9.73	5481	46.4570%	Fecal		CFU/100 mL	200	283.2	86400	-	47,591.7
5439000	6/4/2010	35.6	35.6	0.2732	9.73	5481	46.4570%	Fecal		CFU/100 mL	200	283.2	86400	-	47,591.7
5439000	8/17/2017	35.6	35.6	0.2732	9.73	5481	46.4570%	Fecal		CFU/100 mL	200	283.2	86400	-	47,591.7
5439000	4/25/2021	35.6	35.6	0.2732	9.73	5481	46.4570%	Fecal		CFU/100 mL	200	283.2	86400	-	47,591.7
5439000	7/30/2010	35.5	35.5	0.2732	9.70	5486	46.4994%	Fecal		CFU/100 mL	200	283.2	86400	-	47,458.0
5439000	5/3/2014	35.5	35.5	0.2732	9.70	5486	46.4994%	Fecal		CFU/100 mL	200	283.2	86400	-	47,458.0
5439000	2/20/2017	35.5	35.5	0.2732	9.70	5486	46.4994%	Fecal		CFU/100 mL	200	283.2	86400	-	47,458.0
5439000	3/22/2017	35.5	35.5	0.2732	9.70	5486	46.4994%	Fecal		CFU/100 mL	200	283.2	86400	-	47,458.0
5439000	3/30/2022	66.3	66.3	0.1459	9.68	5490	46.5333%	Fecal		CFU/100 mL	200	283.2	86400	-	47,348.5
5439000	6/28/2002	35.4	35.4	0.2732	9.67	5491	46.5418%	Fecal		CFU/100 mL	200	283.2	86400	-	47,324.3
5439000	8/13/2002	35.4	35.4	0.2732	9.67	5491	46.5418%	Fecal		CFU/100 mL	200	283.2	86400	-	47,324.3
5439000	4/4/2005	35.4	35.4	0.2732	9.67	5491	46.5418%	Fecal		CFU/100 mL	200	283.2	86400	-	47,324.3
5439000	1/21/2009	35.4	35.4	0.2732	9.67	5491	46.5418%	Fecal		CFU/100 mL	200	283.2	86400	-	47,324.3
5439000	1/22/2009	35.4	35.4	0.2732	9.67	5491	46.5418%	Fecal		CFU/100 mL	200	283.2	86400	-	47,324.3
5439000	8/28/2016	35.4	35.4	0.2732	9.67	5491	46.5418%	Fecal		CFU/100 mL	200	283.2	86400	-	47,324.3
5439000	11/8/2016	35.4	35.4	0.2732	9.67	5491	46.5418%	Fecal		CFU/100 mL	200	283.2	86400	-	47,324.3
5439000	3/19/2004	35.3	35.3	0.2732	9.64	5498	46.6011%	Fecal		CFU/100 mL	200	283.2	86400	-	47,190.6
5439000	4/15/1994	35.2	35.2	0.2732	9.62	5499	46.6096%	Fecal		CFU/100 mL	200	283.2	86400	-	47,057.0
5439000	10/23/2004	35.2	35.2	0.2732	9.62	5499	46.6096%	Fecal		CFU/100 mL	200	283.2	86400	-	47,057.0
5439000	3/15/2005	35.2	35.2	0.2732	9.62	5499	46.6096%	Fecal		CFU/100 mL	200	283.2	86400	-	47,057.0
5439000	6/2/2006	35.2	35.2	0.2732	9.62	5499	46.6096%	Fecal		CFU/100 mL	200	283.2	86400	-	47,057.0
5439000	5/28/2013	35.2	35.2	0.2732	9.62	5499	46.6096%	Fecal		CFU/100 mL	200	283.2	86400	-	47,057.0
5439000	4/1/2015	35.2	35.2	0.2732	9.62	5499	46.6096%	Fecal		CFU/100 mL	200	283.2	86400	-	47,057.0
5439000	1/28/2018	35.2	35.2	0.2732	9.62	5499	46.6096%	Fecal		CFU/100 mL	200	283.2	86400	-	47,057.0
5439000	5/4/2008	35.1	35.1	0.2732	9.59	5506	46.6689%	Fecal		CFU/100 mL	200	283.2	86400	-	46,923.3
5439000	2/16/2017	35.1	35.1	0.2732	9.59	5506	46.6689%	Fecal		CFU/100 mL	200	283.2	86400	-	46,923.3
5439000	3/23/2017	35.1	35.1	0.2732	9.59	5506	46.6689%	Fecal		CFU/100 mL	200	283.2	86400	-	46,923.3
5439000	1/5/1990	35	35	0.2732	9.56	5509	46.6944%	Fecal		CFU/100 mL	200	283.2	86400	-	46,789.6
5439000	8/7/1990	35	35	0.2732	9.56	5509	46.6944%	Fecal		CFU/100 mL	200	283.2	86400	-	46,789.6
5439000	11/17/1990	35	35	0.2732	9.56	5509	46.6944%	Fecal		CFU/100 mL	200	283.2	86400	-	46,789.6
5439000	6/19/1991	35	35	0.2732	9.56	5509	46.6944%	Fecal		CFU/100 mL	200	283.2	86400	-	46,789.6
5439000	11/2/1991	35	35	0.2732	9.56	5509	46.6944%	Fecal		CFU/100 mL	200	283.2	86400	-	46,789.6
5439000	11/16/1991	35	35	0.2732	9.56	5509	46.6944%	Fecal		CFU/100 mL	200	283.2	86400	-	46,789.6
5439000	2/4/1992	35	35	0.2732	9.56	5509	46.6944%	Fecal		CFU/100 mL	200	283.2	86400	-	46,789.6
5439000	5/11/1992	35	35	0.2732	9.56	5509	46.6944%	Fecal		CFU/100 mL	200	283.2	86400	-	46,789.6
5439000	5/13/1992	35	35	0.2732	9.56	5509	46.6944%	Fecal		CFU/100 mL	200	283.2	86400	-	46,789.6
5439000	9/14/1992	35	35	0.2732	9.56	5509	46.6944%	Fecal		CFU/100 mL	200	283.2	86400	-	46,789.6
5439000	2/20/1993	35	35	0.2732	9.56	5509	46.6944%	Fecal		CFU/100 mL	200	283.2	86400	-	46,789.6
5439000	6/1/1993	35	35	0.2732	9.56	5509	46.6944%	Fecal		CFU/100 mL	200	283.2	86400	-	46,789.6
5439000	1/3/1994	35	35	0.2732	9.56	5509	46.6944%	Fecal		CFU/100 mL	200	283.2	86400	-	46,789.6
5439000	7/8/1994	35	35	0.2732	9.56	5509	46.6944%	Fecal		CFU/100 mL	200	283.2	86400	-	46,789.6
5439000	2/11/1995	35	35	0.2732	9.56	5509	46.6944%	Fecal		CFU/100 mL	200	283.2	86400	-	46,789.6
5439000	2/12/1995	35	35	0.2732	9.56	5509	46.6944%	Fecal		CFU/100 mL	200	283.2	86400	-	46,789.6
5439000	4/29/1997	35	35	0.2732	9.56	5509	46.6944%	Fecal		CFU/100 mL	200	283.2	86400	-	46,789.6
5439000	4/12/1999	35	35	0.2732	9.56	5509	46.6944%	Fecal		CFU/100 mL	200	283.2	86400	-	46,789.6
5439000	4/13/1999	35	35	0.2732	9.56	5509	46.6944%	Fecal		CFU/100 mL	200	283.2	86400	-	46,789.6
5439000	5/5/2000	35	35	0.2732	9.56	5509	46.6944%	Fecal		CFU/100 mL	200	283.2	86400	-	46,789.6
5439000	7/19/2000	35	35	0.2732	9.56	5509	46.6944%	Fecal		CFU/100 mL	200	283.2	86400	-	46,789.6
5439000	5/29/2001	35	35	0.2732	9.56	5509	46.6944%	Fecal		CFU/100 mL	200	283.2	86400	-	46,789.6
5439000	9/23/2001	35	35	0.2732	9.56	5509	46.6944%	Fecal		CFU/100 mL	200	283.2	86400	-	46,789.6
5439000	1/20/2005	35	35	0.2732	9.56	5509	46.6944%	Fecal		CFU/100 mL	200	283.2	86400	-	46,789.6
5439000	1/1/2008	35	35	0.2732	9.56	5509	46.6944%	Fecal		CFU/100 mL	200	283.2	86400	-	46,789.6
5439000	1/24/2008	35	35	0.2732	9.56	5509	46.6944%	Fecal		CFU/100 mL	200	283.2	86400	-	46,789.6
5439000	1/26/2008	35	35	0.2732	9.56	5509	46.6944%	Fecal		CFU/100 mL	200	283.2	86400	-	46,789.6
5439000	8/19/2009	35	35	0.2732	9.56	5509	46.6944%	Fecal		CFU/100 mL	200	283.2	86400	-	46,789.6
5439000	2/15/2011	35	35	0.2732	9.56	5509	46.6944%	Fecal		CFU/100 mL	200	283.2	86400	-	46,789.6
5439000	5/25/2012	35	35	0.2732	9.56	5509	46.6944%	Fecal		CFU/100 mL	200	283.2	86400	-	46,789.6
5439000	2/1/2013	35	35	0.2732	9.56	5509	46.6944%	Fecal		CFU/100 mL	200	283.2	86400	-	46,789.6
5439000	10/26/2016	35	35	0.2732	9.56	5509	46.6944%	Fecal		CFU/100 mL	200	283.2	86400	-	46,789.6
5439000	2/20/2020	35	35	0.2732	9.56	5509	46.6944%	Fecal		CFU/100 mL	200	283.2	86400	-	46,789.6
5439000	2/21/2020	35	35	0.2732	9.56	5509	46.6944%	Fecal		CFU/100 mL	200	283.2	86400	-	46,789.6
5439000	6/30/2020	35	35	0.2732	9.56	5509	46.6944%	Fecal		CFU/100 mL	200	283.2	86400	-	46,789.6
5439000	12/10/2004	34.9	34.9	0.2732	9.53	5544	46.9910%	Fecal		CFU/100 mL	200	283.2	86400	-	46,655.9

Gage ID	Date	Discharge (CFS)	Gage Discharge (less Surrogate NPDES) (CFS)	Watershed Area Ratio	Calculated flow (CFS)	Rank	Flow Exceedance %	Parameter	Results	Units (mg or micro_gram	Limit/Standard	100mL/CF	sec/day	Actual Load (million colonies/day)	Allowable Load (million colonies/day)
5439000	4/5/2005	34.9	34.9	0.2732	9.53	5544	46.9910%	Fecal		CFU/100 mL	200	283.2	86400	-	46,655.9
5439000	6/28/2007	34.9	34.9	0.2732	9.53	5544	46.9910%	Fecal		CFU/100 mL	200	283.2	86400	-	46,655.9
5439000	4/22/2012	34.9	34.9	0.2732	9.53	5544	46.9910%	Fecal		CFU/100 mL	200	283.2	86400	-	46,655.9
5439000	4/27/2021	34.9	34.9	0.2732	9.53	5544	46.9910%	Fecal		CFU/100 mL	200	283.2	86400	-	46,655.9
5439000	11/27/1993	34.8	34.8	0.2732	9.51	5549	47.0334%	Fecal		CFU/100 mL	200	283.2	86400	-	46,522.2
5439000	3/19/2005	34.8	34.8	0.2732	9.51	5549	47.0334%	Fecal		CFU/100 mL	200	283.2	86400	-	46,522.2
5439000	6/21/2007	34.8	34.8	0.2732	9.51	5549	47.0334%	Fecal		CFU/100 mL	200	283.2	86400	-	46,522.2
5439000	5/5/2012	34.8	34.8	0.2732	9.51	5549	47.0334%	Fecal		CFU/100 mL	200	283.2	86400	-	46,522.2
5439000	6/4/2012	34.8	34.8	0.2732	9.51	5549	47.0334%	Fecal		CFU/100 mL	200	283.2	86400	-	46,522.2
5439000	5/16/2014	34.8	34.8	0.2732	9.51	5549	47.0334%	Fecal		CFU/100 mL	200	283.2	86400	-	46,522.2
5439000	10/14/2014	34.8	34.8	0.2732	9.51	5549	47.0334%	Fecal		CFU/100 mL	200	283.2	86400	-	46,522.2
5439000	12/20/2019	34.8	34.8	0.2732	9.51	5549	47.0334%	Fecal		CFU/100 mL	200	283.2	86400	-	46,522.2
5439000	3/17/2005	34.7	34.7	0.2732	9.48	5557	47.1012%	Fecal		CFU/100 mL	200	283.2	86400	-	46,388.5
5439000	5/12/2005	34.7	34.7	0.2732	9.48	5557	47.1012%	Fecal		CFU/100 mL	200	283.2	86400	-	46,388.5
5439000	4/23/2006	34.7	34.7	0.2732	9.48	5557	47.1012%	Fecal		CFU/100 mL	200	283.2	86400	-	46,388.5
5439000	6/19/2006	34.7	34.7	0.2732	9.48	5557	47.1012%	Fecal		CFU/100 mL	200	283.2	86400	-	46,388.5
5439000	5/16/2007	34.7	34.7	0.2732	9.48	5557	47.1012%	Fecal		CFU/100 mL	200	283.2	86400	-	46,388.5
5439000	2/18/2017	34.7	34.7	0.2732	9.48	5557	47.1012%	Fecal		CFU/100 mL	200	283.2	86400	-	46,388.5
5439000	6/26/2017	34.7	34.7	0.2732	9.48	5557	47.1012%	Fecal		CFU/100 mL	200	283.2	86400	-	46,388.5
5439000	2/28/2021	34.7	34.7	0.2732	9.48	5557	47.1012%	Fecal		CFU/100 mL	200	283.2	86400	-	46,388.5
5439000	4/13/2004	34.6	34.6	0.2732	9.45	5565	47.1690%	Fecal		CFU/100 mL	200	283.2	86400	-	46,254.9
5439000	5/6/2004	34.6	34.6	0.2732	9.45	5565	47.1690%	Fecal		CFU/100 mL	200	283.2	86400	-	46,254.9
5439000	7/4/2011	34.6	34.6	0.2732	9.45	5565	47.1690%	Fecal		CFU/100 mL	200	283.2	86400	-	46,254.9
5439000	5/2/2012	34.6	34.6	0.2732	9.45	5565	47.1690%	Fecal		CFU/100 mL	200	283.2	86400	-	46,254.9
5439000	4/3/2013	34.6	34.6	0.2732	9.45	5565	47.1690%	Fecal		CFU/100 mL	200	283.2	86400	-	46,254.9
5439000	4/17/2018	34.6	34.6	0.2732	9.45	5565	47.1690%	Fecal		CFU/100 mL	200	283.2	86400	-	46,254.9
5439000	2/18/2002	34.5	34.5	0.2732	9.42	5571	47.2199%	Fecal		CFU/100 mL	200	283.2	86400	-	46,121.2
5439000	3/16/2005	34.5	34.5	0.2732	9.42	5571	47.2199%	Fecal		CFU/100 mL	200	283.2	86400	-	46,121.2
5439000	7/19/2012	34.5	34.5	0.2732	9.42	5571	47.2199%	Fecal		CFU/100 mL	200	283.2	86400	-	46,121.2
5439000	5/24/2014	34.5	34.5	0.2732	9.42	5571	47.2199%	Fecal		CFU/100 mL	200	283.2	86400	-	46,121.2
5439000	1/13/2017	34.5	34.5	0.2732	9.42	5571	47.2199%	Fecal		CFU/100 mL	200	283.2	86400	-	46,121.2
5439000	11/4/1993	34.4	34.4	0.2732	9.40	5576	47.2622%	Fecal		CFU/100 mL	200	283.2	86400	-	45,987.5
5439000	2/9/2010	34.4	34.4	0.2732	9.40	5576	47.2622%	Fecal		CFU/100 mL	200	283.2	86400	-	45,987.5
5439000	6/8/2010	34.4	34.4	0.2732	9.40	5576	47.2622%	Fecal		CFU/100 mL	200	283.2	86400	-	45,987.5
5439000	10/27/2016	34.4	34.4	0.2732	9.40	5576	47.2622%	Fecal		CFU/100 mL	200	283.2	86400	-	45,987.5
5439000	7/16/2018	34.4	34.4	0.2732	9.40	5576	47.2622%	Fecal		CFU/100 mL	200	283.2	86400	-	45,987.5
5439000	6/6/2003	34.3	34.3	0.2732	9.37	5581	47.3046%	Fecal		CFU/100 mL	200	283.2	86400	-	45,853.8
5439000	7/1/2004	34.3	34.3	0.2732	9.37	5581	47.3046%	Fecal		CFU/100 mL	200	283.2	86400	-	45,853.8
5439000	2/19/2012	34.3	34.3	0.2732	9.37	5581	47.3046%	Fecal		CFU/100 mL	200	283.2	86400	-	45,853.8
5439000	11/3/1993	34.2	34.2	0.2732	9.34	5584	47.3301%	Fecal		CFU/100 mL	200	283.2	86400	-	45,720.1
5439000	11/22/2009	34.2	34.2	0.2732	9.34	5584	47.3301%	Fecal		CFU/100 mL	200	283.2	86400	-	45,720.1
5439000	1/17/2010	34.2	34.2	0.2732	9.34	5584	47.3301%	Fecal		CFU/100 mL	200	283.2	86400	-	45,720.1
5439000	2/8/2010	34.2	34.2	0.2732	9.34	5584	47.3301%	Fecal		CFU/100 mL	200	283.2	86400	-	45,720.1
5439000	7/13/2020	34.2	34.2	0.2732	9.34	5584	47.3301%	Fecal		CFU/100 mL	200	283.2	86400	-	45,720.1
5439000	2/21/2022	64	64	0.1459	9.34	5589	47.3724%	Fecal		CFU/100 mL	200	283.2	86400	-	45,706.0
5439000	6/22/2006	34.1	34.1	0.2732	9.32	5590	47.3809%	Fecal		CFU/100 mL	200	283.2	86400	-	45,586.4
5439000	4/25/2014	34.1	34.1	0.2732	9.32	5590	47.3809%	Fecal		CFU/100 mL	200	283.2	86400	-	45,586.4
5439000	4/2/2018	34.1	34.1	0.2732	9.32	5590	47.3809%	Fecal		CFU/100 mL	200	283.2	86400	-	45,586.4
5439000	7/22/2021	34.1	34.1	0.2732	9.32	5590	47.3809%	Fecal		CFU/100 mL	200	283.2	86400	-	45,586.4
5439000	3/29/2022	63.8	63.8	0.1459	9.31	5594	47.4148%	Fecal		CFU/100 mL	200	283.2	86400	-	45,563.2
5439000	1/20/1990	34	34	0.2732	9.29	5595	47.4233%	Fecal		CFU/100 mL	200	283.2	86400	-	45,452.8
5439000	7/12/1990	34	34	0.2732	9.29	5595	47.4233%	Fecal		CFU/100 mL	200	283.2	86400	-	45,452.8
5439000	7/26/1990	34	34	0.2732	9.29	5595	47.4233%	Fecal		CFU/100 mL	200	283.2	86400	-	45,452.8
5439000	11/18/1990	34	34	0.2732	9.29	5595	47.4233%	Fecal		CFU/100 mL	200	283.2	86400	-	45,452.8
5439000	11/19/1990	34	34	0.2732	9.29	5595	47.4233%	Fecal		CFU/100 mL	200	283.2	86400	-	45,452.8
5439000	1/4/1991	34	34	0.2732	9.29	5595	47.4233%	Fecal		CFU/100 mL	200	283.2	86400	-	45,452.8
5439000	2/26/1991	34	34	0.2732	9.29	5595	47.4233%	Fecal		CFU/100 mL	200	283.2	86400	-	45,452.8
5439000	11/22/1991	34	34	0.2732	9.29	5595	47.4233%	Fecal		CFU/100 mL	200	283.2	86400	-	45,452.8
5439000	12/27/1991	34	34	0.2732	9.29	5595	47.4233%	Fecal		CFU/100 mL	200	283.2	86400	-	45,452.8
5439000	1/2/1992	34	34	0.2732	9.29	5595	47.4233%	Fecal		CFU/100 mL	200	283.2	86400	-	45,452.8
5439000	2/2/1992	34	34	0.2732	9.29	5595	47.4233%	Fecal		CFU/100 mL	200	283.2	86400	-	45,452.8
5439000	2/12/1992	34	34	0.2732	9.29	5595	47.4233%	Fecal		CFU/100 mL	200	283.2	86400	-	45,452.8
5439000	4/7/1992	34	34	0.2732	9.29	5595	47.4233%	Fecal		CFU/100 mL	200	283.2	86400	-	45,452.8
5439000	7/18/1992	34	34	0.2732	9.29	5595	47.4233%	Fecal		CFU/100 mL	200	283.2	86400	-	45,452.8
5439000	9/15/1992	34	34	0.2732	9.29	5595	47.4233%	Fecal		CFU/100 mL	200	283.2	86400	-	45,452.8
5439000	11/1/1992	34	34	0.2732	9.29	5595	47.4233%	Fecal		CFU/100 mL	200	283.2	86400	-	45,452.8
5439000	2/18/1993	34	34	0.2732	9.29	5595	47.4233%	Fecal		CFU/100 mL	200	283.2	86400	-	45,452.8
5439000	2/21/1993	34	34	0.2732	9.29	5595	47.4233%	Fecal		CFU/100 mL	200	283.2	86400	-	45,452.8
5439000	8/7/1993	34	34	0.2732	9.29	5595	47.4233%	Fecal		CFU/100 mL	200	283.2	86400	-	45,452.8
5439000	12/7/1995	34	34	0.2732	9.29	5595	47.4233%	Fecal		CFU/100 mL	200	283.2	86400	-	45,452.8
5439000	5/1/1996	34	34	0.2732	9.29	5595	47.4233%	Fecal		CFU/100 mL	200	283.2	86400	-	45,452.8
5439000	8/27/1996	34	34	0.2732	9.29	5595	47.4233%	Fecal		CFU/100 mL	200	283.2	86400	-	45,452.8
5439000	6/14/1997	34	34	0.2732	9.29	5595	47.4233%	Fecal		CFU/100 mL	200	283.2	86400	-	45,452.8
5439000	7/14/1998	34	34	0.2732	9.29	5595	47.4233%	Fecal		CFU/100 mL	200	283.2	86400	-	45,452.8
5439000	7/19/1998	34	34	0.2732	9.29	5595	47.4233%	Fecal		CFU/100 mL	200	283.2	86400	-	45,452.8
5439000	12/20/1998	34	34	0.2732	9.29	5595	47.4233%	Fecal		CFU/100 mL	200	283.2	86400	-	45,452.8
5439000	3/10/2000	34	34	0.2732	9.29	5595	47.4233%	Fecal		CFU/100 mL	200	283.2	86400	-	45,452.8
5439000	5/6/2000	34	34	0.2732	9.29	5595	47.4233%	Fecal		CFU/100 mL	200	283.2	86400	-	45,452.8
5439000	5/7/2000	34	34	0.2732	9.29	5595	47.4233%	Fecal		CFU/100 mL	200	283.2	86400	-	45,452.8
5439000	11/15/2000	34	34	0.2732	9.29	5595	47.4233%	Fecal		CFU/100 mL	200	283.2	86400	-	45,452.8
5439000	2/7/2001	34	34	0.2732	9.29	5595	47.4233%	Fecal		CFU/100 mL	200	283.2	86400	-	45,452.8
5439000	5/12/2001	34	34	0.2732	9.29	5595	47.4233%	Fecal		CFU/100 mL	200	283.2	86400	-	45,452.8
5439000	6/24/2001	34	34	0.2732	9.29	5595	47.4233%	Fecal		CFU/100 mL	200	283.2	86400	-	45,452.8
5439000	1/25/2008	34	34	0.2732	9.29	5595	47.4233%	Fecal		CFU/100 mL	200	283.2	86400	-	45,452.8
5439000	1/27/2008	34	34	0.2732	9.29	5595	47.4233%	Fecal		CFU/100 mL	200	283.2	86400	-	45,452.8
5439000	6/24/2020	34	34	0.2732	9.29	5595	47.4233%	Fecal		CFU/100 mL	200	283.2	86400	-	45,452.8
5439000	11/1/1993	33.9	33.9	0.2732	9.26	5631	47.7284%	Fecal		CFU/100 mL	200	283.2	86400	-	45,319.1
5439000	2/15/2008	33.9	33.9	0.2732	9.26	5631	47.7284%	Fecal		CFU/100 mL	200	283.2	86400	-	45,319.1
5439000	4/7/2015	33.9	33.9	0.2732	9.26	5631	47.7284%	Fecal		CFU/100 mL	200	283.2	86400	-	45,319.1
5439000	11/8/2018	33.9	33.9	0.2732	9.26	5631	47.7284%	Fecal		CFU/100 mL	200	283.2	86400	-	45,319.1
5439000	6/7/2003	33.8	33.8	0.2732	9.23	5635	47.7623%	Fecal		CFU/100 mL	200	283.2	86400	-	45,185.4
5439000	7/11/2010	33.8	33.8	0.2732	9.23	5635	47.7623%	Fecal		CFU/100 mL	200	283.2	86400	-	45,185.4
5439000	12/12/2016	33.8	33.8	0.2732	9.23	5635	47.7623%	Fecal		CFU/100 mL	200	283.2	86400	-	45,185.4
5439000	7/12/2017	33.8	33.8	0.2732	9.23	5635	47.7623%	Fecal		CFU/100 mL	200	283.2	86400	-	45,185.4
5439000	1/30/2018	33.8	33.8	0.2732	9.23	5635	47.7623%	Fecal		CFU/100 mL	200	283.2	86400	-	45,185.4
5439000	7/27/2015	33.7	33.7	0.2732	9.21	5640	47.8047%	Fecal		CFU/100 mL	200	283.2	86400	-	45,051.7
5439000	7/2/2016	33.7	33.7	0.2732	9.21	5640	47.8047%	Fecal		CFU/100 mL	200	283.2	86400	-	45,051.7
5439000	4/26/2021	33.7	33.7	0.2732	9.21	5640	47.8047%	Fecal		CFU/100 mL	200	283.2	86400	-	45,051.7
5439000	3/7/2022	63	63	0.1459	9.19	5643	47.8301%	Fecal		CFU/100 mL	200	283.2	86400	-	44,991.8
5439000	3/21/2022	63	63	0.1459	9.19	5643	47.8301%	Fecal		CFU/100 mL	200	283.2	86400	-	44,991.8
5439000	11/6/1993	33.6	33.6	0.2732	9.18	5645	47.8471%	Fecal		CFU/100 mL	200	283.2	86400	-	44,918.0
5439000	5/5/2008	33.6	33.6	0.2732	9.18	5645	47.8471%	Fecal		CFU/100 mL	200	283.2	86400	-	44,918.0
5439000	6/9/2010	33.6	33.6	0.2732	9.18	5645	47.8471%	Fecal		CFU/100 mL	200	283.2	86400	-	44,918.0
5439000	8/14/2010	33.6	33.6	0.2732	9.18	5645	47.8471%	Fecal		CFU/100 mL	200	283.2	86400	-	44,918.0
5439000	3/18/2005	33.5	33.5	0.2732	9.15	5649	47.8810%	Fecal		CFU/100 mL	200	283.2	86400	-	44,784.3
5439000	9/18/2007	33.5	33.5	0.2732	9.15	5649	47.8810%	Fecal		CFU/100 mL	200	283.2	86400	-	44,784.3
5439000	2/19/2017	33.5	33.5	0.2732	9.15	5649	47.8810%	Fecal		CFU/100 mL	200	283.2	86400	-	44,784.3
5439000	11/30/2001	33.4	33.4	0.2732	9.12	5652	47.9064%	Fecal		CFU/100 mL	200	283.2	86400	-	44,650.6
5439000	5/4/2010	33.4	33.4	0.2732	9.12	5652	47.9064%	Fecal		CFU/100 mL	200	283.2	86400	-	44,650.6
5439000	7/9/2010	33.4	33.4	0.2732	9.12	5652	47.9064%	Fecal		CFU/100 mL	200	283.2	86400	-	44,650.6
5439000	8/19/2016	33.4	33.4	0.2732	9.12	5652	47.9064%	Fecal		CFU/100 mL	200	283.2	86400	-	44,650.6
5439000	11/25/2018	33.4	33.4	0.2732	9.12	5652	47.9064%	Fecal		CFU/100 mL	200	283.2	86400	-	44,650.6
5439000	11/12/1993	33.3	33.3	0.2732	9.10	5657	47.9488%	Fecal		CFU/100 mL	200	283.2	86400	-	44,517.0
5439000	8/20/2005	33.3	33.3	0.2732	9.10	5657	47.9488%	Fecal		CFU/100 mL	200	283.2	86400	-	44,517.0
5439000	11/26/2008	33.3	33.3	0.2732	9.10	5657	47.9488%	Fecal		CFU/100 mL	200	283.2	86400	-	44,517.0
5439000	1/18/2010	33.3	33.3	0.2732	9.10	5657	47.9488%	Fecal		CFU/100 mL	200	283.2	86400	-	44,517.0
5439000	5/29/2012	33.3	33.3	0.2732	9.10	5657	47.9488%	Fecal		CFU/100 mL	200	283.2	86400	-	44,517.0
5439000	4/24/2012	33.2	33.2	0.2732	9.07	5662	47.9912%	Fecal		CFU/100 mL	200	283.2	86400	-	44,383.3
5439000	12/9/2017	33.2	33.2	0.2732	9.07	5662	47.9912%	Fecal		CFU/100 mL	200	283.2	86400	-	44,383.3
5439000	11/26/2014	33.1	33.1	0.2732	9.04	5664	48.0081%	Fecal		CFU/100 mL	200	283.2	86400	-	44,249.6
5439000	7/20/2018	33.1	33.1	0.2732	9.04	5664	48.0081%	Fecal		CFU/100 mL	200	283.2	86400	-	44,249.6
5439000	8/15/1990	33	33	0.2732	9.01	5666	48.0251%	Fecal		CFU/100 mL	200	283.2	86400	-	44,115.9
5439000	1/6/1991	33	33	0.2732	9.01	5666	48.0251%	Fecal		CFU/100 mL	200	283.2	86400	-	44,115.9
5439000	2/25/1991	33	33	0.2732	9.01	5666	48.0251%	Fecal		CFU/100 mL	200	283.2	86400	-	44,115.9
5439000	3/10/1991	33	33	0.2732	9.01	5666	48.0251%	Fecal		CFU/100 mL	200	283.2	86400	-	44,115.9
5439000	3/12/1991	33	33	0.2732	9.01	5666	48.0251%	Fecal		CFU/100 mL	200	283.2	86400	-	44,115.9

Gage ID	Date	Discharge (CFS)	Gage Discharge (less Surrogate NPDES) (CFS)	Watershed Area Ratio	Calculated flow (CFS)	Rank	Flow Exceedance %	Parameter	Results	Units (mg or micro_gram	Limit/Standard	100mL/CF	sec/day	Actual Load (million colonies/day)	Allowable Load (million colonies/day)
5439000	6/20/1991	33	33	0.2732	9.01	5666	48.0251%	Fecal		CFU/100 mL	200	283.2	86400	-	44,115.9
5439000	11/15/1991	33	33	0.2732	9.01	5666	48.0251%	Fecal		CFU/100 mL	200	283.2	86400	-	44,115.9
5439000	1/4/1992	33	33	0.2732	9.01	5666	48.0251%	Fecal		CFU/100 mL	200	283.2	86400	-	44,115.9
5439000	1/7/1992	33	33	0.2732	9.01	5666	48.0251%	Fecal		CFU/100 mL	200	283.2	86400	-	44,115.9
5439000	2/6/1992	33	33	0.2732	9.01	5666	48.0251%	Fecal		CFU/100 mL	200	283.2	86400	-	44,115.9
5439000	2/22/1993	33	33	0.2732	9.01	5666	48.0251%	Fecal		CFU/100 mL	200	283.2	86400	-	44,115.9
5439000	7/16/1993	33	33	0.2732	9.01	5666	48.0251%	Fecal		CFU/100 mL	200	283.2	86400	-	44,115.9
5439000	11/2/1993	33	33	0.2732	9.01	5666	48.0251%	Fecal		CFU/100 mL	200	283.2	86400	-	44,115.9
5439000	11/28/1993	33	33	0.2732	9.01	5666	48.0251%	Fecal		CFU/100 mL	200	283.2	86400	-	44,115.9
5439000	2/13/1995	33	33	0.2732	9.01	5666	48.0251%	Fecal		CFU/100 mL	200	283.2	86400	-	44,115.9
5439000	4/29/1996	33	33	0.2732	9.01	5666	48.0251%	Fecal		CFU/100 mL	200	283.2	86400	-	44,115.9
5439000	6/7/1997	33	33	0.2732	9.01	5666	48.0251%	Fecal		CFU/100 mL	200	283.2	86400	-	44,115.9
5439000	11/3/1998	33	33	0.2732	9.01	5666	48.0251%	Fecal		CFU/100 mL	200	283.2	86400	-	44,115.9
5439000	11/25/1998	33	33	0.2732	9.01	5666	48.0251%	Fecal		CFU/100 mL	200	283.2	86400	-	44,115.9
5439000	11/30/1998	33	33	0.2732	9.01	5666	48.0251%	Fecal		CFU/100 mL	200	283.2	86400	-	44,115.9
5439000	4/7/1999	33	33	0.2732	9.01	5666	48.0251%	Fecal		CFU/100 mL	200	283.2	86400	-	44,115.9
5439000	7/4/1999	33	33	0.2732	9.01	5666	48.0251%	Fecal		CFU/100 mL	200	283.2	86400	-	44,115.9
5439000	3/11/2000	33	33	0.2732	9.01	5666	48.0251%	Fecal		CFU/100 mL	200	283.2	86400	-	44,115.9
5439000	3/20/2000	33	33	0.2732	9.01	5666	48.0251%	Fecal		CFU/100 mL	200	283.2	86400	-	44,115.9
5439000	5/24/2000	33	33	0.2732	9.01	5666	48.0251%	Fecal		CFU/100 mL	200	283.2	86400	-	44,115.9
5439000	10/6/2000	33	33	0.2732	9.01	5666	48.0251%	Fecal		CFU/100 mL	200	283.2	86400	-	44,115.9
5439000	11/16/2000	33	33	0.2732	9.01	5666	48.0251%	Fecal		CFU/100 mL	200	283.2	86400	-	44,115.9
5439000	5/9/2001	33	33	0.2732	9.01	5666	48.0251%	Fecal		CFU/100 mL	200	283.2	86400	-	44,115.9
5439000	5/15/2001	33	33	0.2732	9.01	5666	48.0251%	Fecal		CFU/100 mL	200	283.2	86400	-	44,115.9
5439000	5/26/2001	33	33	0.2732	9.01	5666	48.0251%	Fecal		CFU/100 mL	200	283.2	86400	-	44,115.9
5439000	12/15/2001	33	33	0.2732	9.01	5666	48.0251%	Fecal		CFU/100 mL	200	283.2	86400	-	44,115.9
5439000	9/5/2006	33	33	0.2732	9.01	5666	48.0251%	Fecal		CFU/100 mL	200	283.2	86400	-	44,115.9
5439000	1/28/2008	33	33	0.2732	9.01	5666	48.0251%	Fecal		CFU/100 mL	200	283.2	86400	-	44,115.9
5439000	1/29/2008	33	33	0.2732	9.01	5666	48.0251%	Fecal		CFU/100 mL	200	283.2	86400	-	44,115.9
5439000	2/2/2008	33	33	0.2732	9.01	5666	48.0251%	Fecal		CFU/100 mL	200	283.2	86400	-	44,115.9
5439000	2/20/2012	33	33	0.2732	9.01	5666	48.0251%	Fecal		CFU/100 mL	200	283.2	86400	-	44,115.9
5439000	12/7/2017	33	33	0.2732	9.01	5666	48.0251%	Fecal		CFU/100 mL	200	283.2	86400	-	44,115.9
5439000	9/9/2020	33	33	0.2732	9.01	5666	48.0251%	Fecal		CFU/100 mL	200	283.2	86400	-	44,115.9
5439000	10/23/2020	33	33	0.2732	9.01	5666	48.0251%	Fecal		CFU/100 mL	200	283.2	86400	-	44,115.9
5439000	4/13/2005	32.9	32.9	0.2732	8.99	5705	48.3557%	Fecal		CFU/100 mL	200	283.2	86400	-	43,982.2
5439000	6/21/2006	32.9	32.9	0.2732	8.99	5705	48.3557%	Fecal		CFU/100 mL	200	283.2	86400	-	43,982.2
5439000	1/25/2007	32.9	32.9	0.2732	8.99	5705	48.3557%	Fecal		CFU/100 mL	200	283.2	86400	-	43,982.2
5439000	7/25/2008	32.9	32.9	0.2732	8.99	5705	48.3557%	Fecal		CFU/100 mL	200	283.2	86400	-	43,982.2
5439000	11/23/2009	32.9	32.9	0.2732	8.99	5705	48.3557%	Fecal		CFU/100 mL	200	283.2	86400	-	43,982.2
5439000	6/28/2008	32.8	32.8	0.2732	8.96	5710	48.3980%	Fecal		CFU/100 mL	200	283.2	86400	-	43,848.5
5439000	5/28/2012	32.8	32.8	0.2732	8.96	5710	48.3980%	Fecal		CFU/100 mL	200	283.2	86400	-	43,848.5
5439000	12/23/2018	32.8	32.8	0.2732	8.96	5710	48.3980%	Fecal		CFU/100 mL	200	283.2	86400	-	43,848.5
5439000	7/2/2020	32.8	32.8	0.2732	8.96	5710	48.3980%	Fecal		CFU/100 mL	200	283.2	86400	-	43,848.5
5439000	6/17/2021	32.8	32.8	0.2732	8.96	5710	48.3980%	Fecal		CFU/100 mL	200	283.2	86400	-	43,848.5
5439000	3/21/2004	32.7	32.7	0.2732	8.93	5715	48.4404%	Fecal		CFU/100 mL	200	283.2	86400	-	43,714.9
5439000	4/14/2004	32.7	32.7	0.2732	8.93	5715	48.4404%	Fecal		CFU/100 mL	200	283.2	86400	-	43,714.9
5439000	10/22/2009	32.7	32.7	0.2732	8.93	5715	48.4404%	Fecal		CFU/100 mL	200	283.2	86400	-	43,714.9
5439000	4/26/2012	32.7	32.7	0.2732	8.93	5715	48.4404%	Fecal		CFU/100 mL	200	283.2	86400	-	43,714.9
5439000	4/18/2018	32.7	32.7	0.2732	8.93	5715	48.4404%	Fecal		CFU/100 mL	200	283.2	86400	-	43,714.9
5439000	2/18/2018	32.6	32.6	0.2732	8.91	5720	48.4828%	Fecal		CFU/100 mL	200	283.2	86400	-	43,581.2
5439000	2/16/2022	32.6	32.6	0.2732	8.91	5720	48.4828%	Fecal		CFU/100 mL	200	283.2	86400	-	43,581.2
5439000	11/15/1993	32.5	32.5	0.2732	8.88	5722	48.4997%	Fecal		CFU/100 mL	200	283.2	86400	-	43,447.5
5439000	6/25/2007	32.5	32.5	0.2732	8.88	5722	48.4997%	Fecal		CFU/100 mL	200	283.2	86400	-	43,447.5
5439000	1/14/2009	32.5	32.5	0.2732	8.88	5722	48.4997%	Fecal		CFU/100 mL	200	283.2	86400	-	43,447.5
5439000	1/15/2009	32.5	32.5	0.2732	8.88	5722	48.4997%	Fecal		CFU/100 mL	200	283.2	86400	-	43,447.5
5439000	1/18/2009	32.5	32.5	0.2732	8.88	5722	48.4997%	Fecal		CFU/100 mL	200	283.2	86400	-	43,447.5
5439000	1/12/2017	32.5	32.5	0.2732	8.88	5722	48.4997%	Fecal		CFU/100 mL	200	283.2	86400	-	43,447.5
5439000	11/13/2017	32.5	32.5	0.2732	8.88	5722	48.4997%	Fecal		CFU/100 mL	200	283.2	86400	-	43,447.5
5439000	7/14/2019	32.5	32.5	0.2732	8.88	5722	48.4997%	Fecal		CFU/100 mL	200	283.2	86400	-	43,447.5
5439000	5/7/2004	32.4	32.4	0.2732	8.85	5730	48.5676%	Fecal		CFU/100 mL	200	283.2	86400	-	43,313.8
5439000	6/3/2006	32.4	32.4	0.2732	8.85	5730	48.5676%	Fecal		CFU/100 mL	200	283.2	86400	-	43,313.8
5439000	6/8/2021	32.4	32.4	0.2732	8.85	5730	48.5676%	Fecal		CFU/100 mL	200	283.2	86400	-	43,313.8
5439000	6/9/2021	32.4	32.4	0.2732	8.85	5730	48.5676%	Fecal		CFU/100 mL	200	283.2	86400	-	43,313.8
5439000	5/6/2008	32.3	32.3	0.2732	8.82	5734	48.6015%	Fecal		CFU/100 mL	200	283.2	86400	-	43,180.1
5439000	11/27/2008	32.3	32.3	0.2732	8.82	5734	48.6015%	Fecal		CFU/100 mL	200	283.2	86400	-	43,180.1
5439000	5/5/2010	32.3	32.3	0.2732	8.82	5734	48.6015%	Fecal		CFU/100 mL	200	283.2	86400	-	43,180.1
5439000	8/1/2010	32.3	32.3	0.2732	8.82	5734	48.6015%	Fecal		CFU/100 mL	200	283.2	86400	-	43,180.1
5439000	4/14/1994	32.2	32.2	0.2732	8.80	5738	48.6354%	Fecal		CFU/100 mL	200	283.2	86400	-	43,046.4
5439000	6/5/2021	32.1	32.1	0.2732	8.77	5739	48.6438%	Fecal		CFU/100 mL	200	283.2	86400	-	42,912.7
5439000	1/9/1990	32	32	0.2732	8.74	5740	48.6523%	Fecal		CFU/100 mL	200	283.2	86400	-	42,779.1
5439000	1/10/1990	32	32	0.2732	8.74	5740	48.6523%	Fecal		CFU/100 mL	200	283.2	86400	-	42,779.1
5439000	7/16/1990	32	32	0.2732	8.74	5740	48.6523%	Fecal		CFU/100 mL	200	283.2	86400	-	42,779.1
5439000	7/27/1990	32	32	0.2732	8.74	5740	48.6523%	Fecal		CFU/100 mL	200	283.2	86400	-	42,779.1
5439000	7/30/1990	32	32	0.2732	8.74	5740	48.6523%	Fecal		CFU/100 mL	200	283.2	86400	-	42,779.1
5439000	10/20/1990	32	32	0.2732	8.74	5740	48.6523%	Fecal		CFU/100 mL	200	283.2	86400	-	42,779.1
5439000	11/22/1990	32	32	0.2732	8.74	5740	48.6523%	Fecal		CFU/100 mL	200	283.2	86400	-	42,779.1
5439000	1/8/1991	32	32	0.2732	8.74	5740	48.6523%	Fecal		CFU/100 mL	200	283.2	86400	-	42,779.1
5439000	3/11/1991	32	32	0.2732	8.74	5740	48.6523%	Fecal		CFU/100 mL	200	283.2	86400	-	42,779.1
5439000	12/30/1991	32	32	0.2732	8.74	5740	48.6523%	Fecal		CFU/100 mL	200	283.2	86400	-	42,779.1
5439000	1/5/1992	32	32	0.2732	8.74	5740	48.6523%	Fecal		CFU/100 mL	200	283.2	86400	-	42,779.1
5439000	2/5/1992	32	32	0.2732	8.74	5740	48.6523%	Fecal		CFU/100 mL	200	283.2	86400	-	42,779.1
5439000	4/9/1992	32	32	0.2732	8.74	5740	48.6523%	Fecal		CFU/100 mL	200	283.2	86400	-	42,779.1
5439000	9/16/1992	32	32	0.2732	8.74	5740	48.6523%	Fecal		CFU/100 mL	200	283.2	86400	-	42,779.1
5439000	2/15/1993	32	32	0.2732	8.74	5740	48.6523%	Fecal		CFU/100 mL	200	283.2	86400	-	42,779.1
5439000	2/17/1993	32	32	0.2732	8.74	5740	48.6523%	Fecal		CFU/100 mL	200	283.2	86400	-	42,779.1
5439000	2/24/1993	32	32	0.2732	8.74	5740	48.6523%	Fecal		CFU/100 mL	200	283.2	86400	-	42,779.1
5439000	9/6/1993	32	32	0.2732	8.74	5740	48.6523%	Fecal		CFU/100 mL	200	283.2	86400	-	42,779.1
5439000	11/14/1993	32	32	0.2732	8.74	5740	48.6523%	Fecal		CFU/100 mL	200	283.2	86400	-	42,779.1
5439000	2/14/1995	32	32	0.2732	8.74	5740	48.6523%	Fecal		CFU/100 mL	200	283.2	86400	-	42,779.1
5439000	2/15/1995	32	32	0.2732	8.74	5740	48.6523%	Fecal		CFU/100 mL	200	283.2	86400	-	42,779.1
5439000	3/4/1995	32	32	0.2732	8.74	5740	48.6523%	Fecal		CFU/100 mL	200	283.2	86400	-	42,779.1
5439000	3/5/1995	32	32	0.2732	8.74	5740	48.6523%	Fecal		CFU/100 mL	200	283.2	86400	-	42,779.1
5439000	7/2/1995	32	32	0.2732	8.74	5740	48.6523%	Fecal		CFU/100 mL	200	283.2	86400	-	42,779.1
5439000	11/29/1995	32	32	0.2732	8.74	5740	48.6523%	Fecal		CFU/100 mL	200	283.2	86400	-	42,779.1
5439000	4/19/1996	32	32	0.2732	8.74	5740	48.6523%	Fecal		CFU/100 mL	200	283.2	86400	-	42,779.1
5439000	7/9/1996	32	32	0.2732	8.74	5740	48.6523%	Fecal		CFU/100 mL	200	283.2	86400	-	42,779.1
5439000	12/18/1996	32	32	0.2732	8.74	5740	48.6523%	Fecal		CFU/100 mL	200	283.2	86400	-	42,779.1
5439000	1/3/1997	32	32	0.2732	8.74	5740	48.6523%	Fecal		CFU/100 mL	200	283.2	86400	-	42,779.1
5439000	6/29/1997	32	32	0.2732	8.74	5740	48.6523%	Fecal		CFU/100 mL	200	283.2	86400	-	42,779.1
5439000	7/2/1998	32	32	0.2732	8.74	5740	48.6523%	Fecal		CFU/100 mL	200	283.2	86400	-	42,779.1
5439000	8/4/1998	32	32	0.2732	8.74	5740	48.6523%	Fecal		CFU/100 mL	200	283.2	86400	-	42,779.1
5439000	3/12/2000	32	32	0.2732	8.74	5740	48.6523%	Fecal		CFU/100 mL	200	283.2	86400	-	42,779.1
5439000	8/9/2000	32	32	0.2732	8.74	5740	48.6523%	Fecal		CFU/100 mL	200	283.2	86400	-	42,779.1
5439000	5/14/2001	32	32	0.2732	8.74	5740	48.6523%	Fecal		CFU/100 mL	200	283.2	86400	-	42,779.1
5439000	5/30/2001	32	32	0.2732	8.74	5740	48.6523%	Fecal		CFU/100 mL	200	283.2	86400	-	42,779.1
5439000	4/6/2005	32	32	0.2732	8.74	5740	48.6523%	Fecal		CFU/100 mL	200	283.2	86400	-	42,779.1
5439000	1/30/2008	32	32	0.2732	8.74	5740	48.6523%	Fecal		CFU/100 mL	200	283.2	86400	-	42,779.1
5439000	2/1/2008	32	32	0.2732	8.74	5740	48.6523%	Fecal		CFU/100 mL	200	283.2	86400	-	42,779.1
5439000	2/3/2008	32	32	0.2732	8.74	5740	48.6523%	Fecal		CFU/100 mL	200	283.2	86400	-	42,779.1
5439000	11/30/2008	32	32	0.2732	8.74	5740	48.6523%	Fecal		CFU/100 mL	200	283.2	86400	-	42,779.1
5439000	1/19/2010	32	32	0.2732	8.74	5740	48.6523%	Fecal		CFU/100 mL	200	283.2	86400	-	42,779.1
5439000	4/3/2012	32	32	0.2732	8.74	5740	48.6523%	Fecal		CFU/100 mL	200	283.2	86400	-	42,779.1
5439000	2/12/2016	32	32	0.2732	8.74	5740	48.6523%	Fecal		CFU/100 mL	200	283.2	86400	-	42,779.1
5439000	4/6/2018	32	32	0.2732	8.74	5740	48.6523%	Fecal		CFU/100 mL	200	283.2	86400	-	42,779.1
5439000	4/6/1994	31.9	31.9	0.2732	8.71	5785	49.0337%	Fecal		CFU/100 mL	200	283.2	86400	-	42,645.4
5439000	10/22/2008	31.9	31.9	0.2732	8.71	5785	49.0337%	Fecal		CFU/100 mL	200	283.2	86400	-	42,645.4
5439000	7/5/2011	31.9	31.9	0.2732	8.71	5785	49.0337%	Fecal		CFU/100 mL	200	283.2	86400	-	42,645.4
5439000	7/23/2014	31.9	31.9	0.2732	8.71	5785	49.0337%	Fecal		CFU/100 mL	200	283.2	86400	-	42,645.4
5439000	11/2/2015	31.9	31.9	0.2732	8.71	5785	49.0337%	Fecal		CFU/100 mL	200	283.2	86400	-	42,645.4
5439000	6/18/2021	31.9	31.9	0.2732	8.71	5785	49.0337%	Fecal		CFU/100 mL	200	283.2	86400	-	42,645.4
5439000	11/24/2001	31.8	31.8	0.2732	8.69	5791	49.0846%	Fecal		CFU/100 mL	200	283.2	86400	-	42,511.7
5439000	12/1/2008	31.8	31.8	0.2732	8.69	5791	49.0846%	Fecal		CFU/100 mL	200	283.2	86400	-	42,511.7
5439000	4/25/2012	31.8	31.8	0.2732	8.69	5791	49.0846%	Fecal		CFU/100 mL	200	283.2	86400	-	42,511.7
5439000	3/8/2016	31.8	31.8	0.2732	8.69	5791	49.0846%	Fecal		CFU/100 mL	200	283.2	86400	-	42,511.7
5439000	10/30/2001	31.7	31.7	0.2732	8.66	5795	49.1185%	Fecal		CFU/100 mL	200	283.2	86400	-	42,378.0
5439000	12/17/2001	31.7	31.7	0.2732	8.66	5795	49.1185%	Fecal		CFU/100 mL	200	283.2	86400	-	42,378.0

Gage ID	Date	Discharge (CFS)	Gage Discharge (less Surrogate NPDES) (CFS)	Watershed Area Ratio	Calculated flow (CFS)	Rank	Flow Exceedance %	Parameter	Results	Units (mg or micro_gram	Limit/Standard	100mL/CF	sec/day	Actual Load (million colonies/day)	Allowable Load (million colonies/day)
5439000	11/27/2004	31.7	31.7	0.2732	8.66	5795	49.1185%	Fecal		CFU/100 mL	200	283.2	86400	-	42,378.0
5439000	1/23/2007	31.7	31.7	0.2732	8.66	5795	49.1185%	Fecal		CFU/100 mL	200	283.2	86400	-	42,378.0
5439000	6/11/2007	31.7	31.7	0.2732	8.66	5795	49.1185%	Fecal		CFU/100 mL	200	283.2	86400	-	42,378.0
5439000	7/16/2013	31.7	31.7	0.2732	8.66	5795	49.1185%	Fecal		CFU/100 mL	200	283.2	86400	-	42,378.0
5439000	10/19/2014	31.7	31.7	0.2732	8.66	5795	49.1185%	Fecal		CFU/100 mL	200	283.2	86400	-	42,378.0
5439000	4/19/2018	31.7	31.7	0.2732	8.66	5795	49.1185%	Fecal		CFU/100 mL	200	283.2	86400	-	42,378.0
5439000	6/7/2018	31.7	31.7	0.2732	8.66	5795	49.1185%	Fecal		CFU/100 mL	200	283.2	86400	-	42,378.0
5439000	6/29/2002	31.6	31.6	0.2732	8.63	5804	49.1948%	Fecal		CFU/100 mL	200	283.2	86400	-	42,244.3
5439000	5/30/2013	31.6	31.6	0.2732	8.63	5804	49.1948%	Fecal		CFU/100 mL	200	283.2	86400	-	42,244.3
5439000	12/13/1993	31.5	31.5	0.2732	8.61	5806	49.2117%	Fecal		CFU/100 mL	200	283.2	86400	-	42,110.6
5439000	7/13/2003	31.5	31.5	0.2732	8.61	5806	49.2117%	Fecal		CFU/100 mL	200	283.2	86400	-	42,110.6
5439000	6/20/2006	31.5	31.5	0.2732	8.61	5806	49.2117%	Fecal		CFU/100 mL	200	283.2	86400	-	42,110.6
5439000	5/17/2007	31.5	31.5	0.2732	8.61	5806	49.2117%	Fecal		CFU/100 mL	200	283.2	86400	-	42,110.6
5439000	1/20/2010	31.5	31.5	0.2732	8.61	5806	49.2117%	Fecal		CFU/100 mL	200	283.2	86400	-	42,110.6
5439000	11/24/2011	31.5	31.5	0.2732	8.61	5806	49.2117%	Fecal		CFU/100 mL	200	283.2	86400	-	42,110.6
5439000	5/3/2012	31.5	31.5	0.2732	8.61	5806	49.2117%	Fecal		CFU/100 mL	200	283.2	86400	-	42,110.6
5439000	11/17/2013	31.5	31.5	0.2732	8.61	5806	49.2117%	Fecal		CFU/100 mL	200	283.2	86400	-	42,110.6
5439000	11/1/2015	31.5	31.5	0.2732	8.61	5806	49.2117%	Fecal		CFU/100 mL	200	283.2	86400	-	42,110.6
5439000	6/24/2008	31.4	31.4	0.2732	8.58	5815	49.2880%	Fecal		CFU/100 mL	200	283.2	86400	-	41,977.0
5439000	6/26/2008	31.4	31.4	0.2732	8.58	5815	49.2880%	Fecal		CFU/100 mL	200	283.2	86400	-	41,977.0
5439000	2/22/2010	31.4	31.4	0.2732	8.58	5815	49.2880%	Fecal		CFU/100 mL	200	283.2	86400	-	41,977.0
5439000	8/24/2016	31.4	31.4	0.2732	8.58	5815	49.2880%	Fecal		CFU/100 mL	200	283.2	86400	-	41,977.0
5439000	3/23/2005	31.3	31.3	0.2732	8.55	5819	49.3219%	Fecal		CFU/100 mL	200	283.2	86400	-	41,843.3
5439000	3/16/2006	31.3	31.3	0.2732	8.55	5819	49.3219%	Fecal		CFU/100 mL	200	283.2	86400	-	41,843.3
5439000	4/24/2006	31.3	31.3	0.2732	8.55	5819	49.3219%	Fecal		CFU/100 mL	200	283.2	86400	-	41,843.3
5439000	6/29/2008	31.3	31.3	0.2732	8.55	5819	49.3219%	Fecal		CFU/100 mL	200	283.2	86400	-	41,843.3
5439000	12/23/2009	31.3	31.3	0.2732	8.55	5819	49.3219%	Fecal		CFU/100 mL	200	283.2	86400	-	41,843.3
5439000	5/29/2013	31.3	31.3	0.2732	8.55	5819	49.3219%	Fecal		CFU/100 mL	200	283.2	86400	-	41,843.3
5439000	6/30/2017	31.3	31.3	0.2732	8.55	5819	49.3219%	Fecal		CFU/100 mL	200	283.2	86400	-	41,843.3
5439000	7/15/2003	31.2	31.2	0.2732	8.52	5826	49.3813%	Fecal		CFU/100 mL	200	283.2	86400	-	41,709.6
5439000	7/2/2004	31.2	31.2	0.2732	8.52	5826	49.3813%	Fecal		CFU/100 mL	200	283.2	86400	-	41,709.6
5439000	4/23/2012	31.2	31.2	0.2732	8.52	5826	49.3813%	Fecal		CFU/100 mL	200	283.2	86400	-	41,709.6
5439000	7/28/2015	31.2	31.2	0.2732	8.52	5826	49.3813%	Fecal		CFU/100 mL	200	283.2	86400	-	41,709.6
5439000	2/27/2022	58.4	58.4	0.1459	8.52	5830	49.4152%	Fecal		CFU/100 mL	200	283.2	86400	-	41,706.7
5439000	6/22/2007	31.1	31.1	0.2732	8.50	5831	49.4236%	Fecal		CFU/100 mL	200	283.2	86400	-	41,575.9
5439000	1/21/2010	31.1	31.1	0.2732	8.50	5831	49.4236%	Fecal		CFU/100 mL	200	283.2	86400	-	41,575.9
5439000	7/14/2010	31.1	31.1	0.2732	8.50	5831	49.4236%	Fecal		CFU/100 mL	200	283.2	86400	-	41,575.9
5439000	5/30/2012	31.1	31.1	0.2732	8.50	5831	49.4236%	Fecal		CFU/100 mL	200	283.2	86400	-	41,575.9
5439000	1/25/1990	31	31	0.2732	8.47	5835	49.4575%	Fecal		CFU/100 mL	200	283.2	86400	-	41,442.2
5439000	7/15/1990	31	31	0.2732	8.47	5835	49.4575%	Fecal		CFU/100 mL	200	283.2	86400	-	41,442.2
5439000	11/20/1990	31	31	0.2732	8.47	5835	49.4575%	Fecal		CFU/100 mL	200	283.2	86400	-	41,442.2
5439000	1/11/1991	31	31	0.2732	8.47	5835	49.4575%	Fecal		CFU/100 mL	200	283.2	86400	-	41,442.2
5439000	2/27/1991	31	31	0.2732	8.47	5835	49.4575%	Fecal		CFU/100 mL	200	283.2	86400	-	41,442.2
5439000	6/21/1991	31	31	0.2732	8.47	5835	49.4575%	Fecal		CFU/100 mL	200	283.2	86400	-	41,442.2
5439000	6/22/1991	31	31	0.2732	8.47	5835	49.4575%	Fecal		CFU/100 mL	200	283.2	86400	-	41,442.2
5439000	11/23/1991	31	31	0.2732	8.47	5835	49.4575%	Fecal		CFU/100 mL	200	283.2	86400	-	41,442.2
5439000	5/14/1992	31	31	0.2732	8.47	5835	49.4575%	Fecal		CFU/100 mL	200	283.2	86400	-	41,442.2
5439000	9/13/1992	31	31	0.2732	8.47	5835	49.4575%	Fecal		CFU/100 mL	200	283.2	86400	-	41,442.2
5439000	2/23/1993	31	31	0.2732	8.47	5835	49.4575%	Fecal		CFU/100 mL	200	283.2	86400	-	41,442.2
5439000	2/25/1993	31	31	0.2732	8.47	5835	49.4575%	Fecal		CFU/100 mL	200	283.2	86400	-	41,442.2
5439000	2/26/1993	31	31	0.2732	8.47	5835	49.4575%	Fecal		CFU/100 mL	200	283.2	86400	-	41,442.2
5439000	7/17/1993	31	31	0.2732	8.47	5835	49.4575%	Fecal		CFU/100 mL	200	283.2	86400	-	41,442.2
5439000	8/9/1993	31	31	0.2732	8.47	5835	49.4575%	Fecal		CFU/100 mL	200	283.2	86400	-	41,442.2
5439000	8/10/1993	31	31	0.2732	8.47	5835	49.4575%	Fecal		CFU/100 mL	200	283.2	86400	-	41,442.2
5439000	7/10/1995	31	31	0.2732	8.47	5835	49.4575%	Fecal		CFU/100 mL	200	283.2	86400	-	41,442.2
5439000	6/8/1997	31	31	0.2732	8.47	5835	49.4575%	Fecal		CFU/100 mL	200	283.2	86400	-	41,442.2
5439000	6/11/1997	31	31	0.2732	8.47	5835	49.4575%	Fecal		CFU/100 mL	200	283.2	86400	-	41,442.2
5439000	6/17/1997	31	31	0.2732	8.47	5835	49.4575%	Fecal		CFU/100 mL	200	283.2	86400	-	41,442.2
5439000	8/15/1997	31	31	0.2732	8.47	5835	49.4575%	Fecal		CFU/100 mL	200	283.2	86400	-	41,442.2
5439000	1/20/1998	31	31	0.2732	8.47	5835	49.4575%	Fecal		CFU/100 mL	200	283.2	86400	-	41,442.2
5439000	11/24/1998	31	31	0.2732	8.47	5835	49.4575%	Fecal		CFU/100 mL	200	283.2	86400	-	41,442.2
5439000	9/27/1999	31	31	0.2732	8.47	5835	49.4575%	Fecal		CFU/100 mL	200	283.2	86400	-	41,442.2
5439000	3/13/2000	31	31	0.2732	8.47	5835	49.4575%	Fecal		CFU/100 mL	200	283.2	86400	-	41,442.2
5439000	7/20/2000	31	31	0.2732	8.47	5835	49.4575%	Fecal		CFU/100 mL	200	283.2	86400	-	41,442.2
5439000	7/31/2000	31	31	0.2732	8.47	5835	49.4575%	Fecal		CFU/100 mL	200	283.2	86400	-	41,442.2
5439000	8/2/2000	31	31	0.2732	8.47	5835	49.4575%	Fecal		CFU/100 mL	200	283.2	86400	-	41,442.2
5439000	5/13/2001	31	31	0.2732	8.47	5835	49.4575%	Fecal		CFU/100 mL	200	283.2	86400	-	41,442.2
5439000	5/16/2001	31	31	0.2732	8.47	5835	49.4575%	Fecal		CFU/100 mL	200	283.2	86400	-	41,442.2
5439000	1/31/2008	31	31	0.2732	8.47	5835	49.4575%	Fecal		CFU/100 mL	200	283.2	86400	-	41,442.2
5439000	12/20/2009	31	31	0.2732	8.47	5835	49.4575%	Fecal		CFU/100 mL	200	283.2	86400	-	41,442.2
5439000	2/28/2016	31	31	0.2732	8.47	5835	49.4575%	Fecal		CFU/100 mL	200	283.2	86400	-	41,442.2
5439000	5/8/2004	30.9	30.9	0.2732	8.44	5868	49.7372%	Fecal		CFU/100 mL	200	283.2	86400	-	41,308.5
5439000	1/27/2007	30.9	30.9	0.2732	8.44	5868	49.7372%	Fecal		CFU/100 mL	200	283.2	86400	-	41,308.5
5439000	7/11/2011	30.9	30.9	0.2732	8.44	5868	49.7372%	Fecal		CFU/100 mL	200	283.2	86400	-	41,308.5
5439000	11/25/2011	30.9	30.9	0.2732	8.44	5868	49.7372%	Fecal		CFU/100 mL	200	283.2	86400	-	41,308.5
5439000	2/18/2016	30.9	30.9	0.2732	8.44	5868	49.7372%	Fecal		CFU/100 mL	200	283.2	86400	-	41,308.5
5439000	6/27/2017	30.9	30.9	0.2732	8.44	5868	49.7372%	Fecal		CFU/100 mL	200	283.2	86400	-	41,308.5
5439000	11/7/1993	30.8	30.8	0.2732	8.41	5874	49.7881%	Fecal		CFU/100 mL	200	283.2	86400	-	41,174.8
5439000	4/7/2005	30.8	30.8	0.2732	8.41	5874	49.7881%	Fecal		CFU/100 mL	200	283.2	86400	-	41,174.8
5439000	5/27/2013	30.8	30.8	0.2732	8.41	5874	49.7881%	Fecal		CFU/100 mL	200	283.2	86400	-	41,174.8
5439000	7/2/2006	30.7	30.7	0.2732	8.39	5877	49.8135%	Fecal		CFU/100 mL	200	283.2	86400	-	41,041.2
5439000	1/22/2010	30.7	30.7	0.2732	8.39	5877	49.8135%	Fecal		CFU/100 mL	200	283.2	86400	-	41,041.2
5439000	4/4/2013	30.7	30.7	0.2732	8.39	5877	49.8135%	Fecal		CFU/100 mL	200	283.2	86400	-	41,041.2
5439000	8/7/2017	30.7	30.7	0.2732	8.39	5877	49.8135%	Fecal		CFU/100 mL	200	283.2	86400	-	41,041.2
5439000	12/21/2019	30.7	30.7	0.2732	8.39	5877	49.8135%	Fecal		CFU/100 mL	200	283.2	86400	-	41,041.2
5439000	4/28/2021	30.7	30.7	0.2732	8.39	5877	49.8135%	Fecal		CFU/100 mL	200	283.2	86400	-	41,041.2
5439000	3/22/2022	57.4	57.4	0.1459	8.38	5883	49.8644%	Fecal		CFU/100 mL	200	283.2	86400	-	40,992.6
5439000	5/9/2004	30.6	30.6	0.2732	8.36	5884	49.8729%	Fecal		CFU/100 mL	200	283.2	86400	-	40,907.5
5439000	4/22/2005	30.6	30.6	0.2732	8.36	5884	49.8729%	Fecal		CFU/100 mL	200	283.2	86400	-	40,907.5
5439000	11/19/1993	30.5	30.5	0.2732	8.33	5886	49.8898%	Fecal		CFU/100 mL	200	283.2	86400	-	40,773.8
5439000	6/7/2010	30.5	30.5	0.2732	8.33	5886	49.8898%	Fecal		CFU/100 mL	200	283.2	86400	-	40,773.8
5439000	7/28/2016	30.5	30.5	0.2732	8.33	5886	49.8898%	Fecal		CFU/100 mL	200	283.2	86400	-	40,773.8
5439000	12/16/2001	30.4	30.4	0.2732	8.30	5889	49.9152%	Fecal		CFU/100 mL	200	283.2	86400	-	40,640.1
5439000	7/6/2004	30.4	30.4	0.2732	8.30	5889	49.9152%	Fecal		CFU/100 mL	200	283.2	86400	-	40,640.1
5439000	11/8/1993	30.3	30.3	0.2732	8.28	5891	49.9322%	Fecal		CFU/100 mL	200	283.2	86400	-	40,506.4
5439000	12/19/2001	30.3	30.3	0.2732	8.28	5891	49.9322%	Fecal		CFU/100 mL	200	283.2	86400	-	40,506.4
5439000	7/31/2007	30.3	30.3	0.2732	8.28	5891	49.9322%	Fecal		CFU/100 mL	200	283.2	86400	-	40,506.4
5439000	4/7/2013	30.3	30.3	0.2732	8.28	5891	49.9322%	Fecal		CFU/100 mL	200	283.2	86400	-	40,506.4
5439000	7/13/2018	30.3	30.3	0.2732	8.28	5891	49.9322%	Fecal		CFU/100 mL	200	283.2	86400	-	40,506.4
5439000	12/22/2019	30.3	30.3	0.2732	8.28	5891	49.9322%	Fecal		CFU/100 mL	200	283.2	86400	-	40,506.4
5439000	7/11/2020	30.3	30.3	0.2732	8.28	5891	49.9322%	Fecal		CFU/100 mL	200	283.2	86400	-	40,506.4
5439000	12/18/2001	30.2	30.2	0.2732	8.25	5898	49.9915%	Fecal		CFU/100 mL	200	283.2	86400	-	40,372.7
5439000	5/26/2012	30.2	30.2	0.2732	8.25	5898	49.9915%	Fecal		CFU/100 mL	200	283.2	86400	-	40,372.7
5439000	6/5/2012	30.2	30.2	0.2732	8.25	5898	49.9915%	Fecal		CFU/100 mL	200	283.2	86400	-	40,372.7
5439000	4/24/2014	30.2	30.2	0.2732	8.25	5898	49.9915%	Fecal		CFU/100 mL	200	283.2	86400	-	40,372.7
5439000	12/8/2017	30.2	30.2	0.2732	8.25	5898	49.9915%	Fecal		CFU/100 mL	200	283.2	86400	-	40,372.7
5439000	7/12/2018	30.2	30.2	0.2732	8.25	5898	49.9915%	Fecal		CFU/100 mL	200	283.2	86400	-	40,372.7
5439000	11/28/2001	30.1	30.1	0.2732	8.22	5904	50.0424%	Fecal		CFU/100 mL	200	283.2	86400	-	40,239.1
5439000	6/30/2002	30.1	30.1	0.2732	8.22	5904	50.0424%	Fecal		CFU/100 mL	200	283.2	86400	-	40,239.1
5439000	4/25/2006	30.1	30.1	0.2732	8.22	5904	50.0424%	Fecal		CFU/100 mL	200	283.2	86400	-	40,239.1
5439000	6/18/2007	30.1	30.1	0.2732	8.22	5904	50.0424%	Fecal		CFU/100 mL	200	283.2	86400	-	40,239.1
5439000	12/13/2016	30.1	30.1	0.2732	8.22	5904	50.0424%	Fecal		CFU/100 mL	200	283.2	86400	-	40,239.1
5439000	7/13/1990	30	30	0.2732	8.20	5909	50.0848%	Fecal		CFU/100 mL	200	283.2	86400	-	40,105.4
5439000	8/8/1990	30	30	0.2732	8.20	5909	50.0848%	Fecal		CFU/100 mL	200	283.2	86400	-	40,105.4
5439000	11/23/1990	30	30	0.2732	8.20	5909	50.0848%	Fecal		CFU/100 mL	200	283.2	86400	-	40,105.4
5439000	11/24/1990	30	30	0.2732	8.20	5909	50.0848%	Fecal		CFU/100 mL	200	283.2	86400	-	40,105.4
5439000	1/13/1991	30	30	0.2732	8.20	5909	50.0848%	Fecal		CFU/100 mL	200	283.2	86400	-	40,105.4
5439000	2/2/1991	30	30	0.2732	8.20	5909	50.0848%	Fecal		CFU/100 mL	200	283.2	86400	-	40,105.4
5439000	12/31/1991	30	30	0.2732	8.20	5909	50.0848%	Fecal		CFU/100 mL	200	283.2	86400	-	40,105.4
5439000	1/1/1992	30	30	0.2732	8.20	5909	50.0848%	Fecal		CFU/100 mL	200	283.2	86400	-	40,105.4
5439000	2/3/1992	30	30	0.2732	8.20	5909	50.0848%	Fecal		CFU/100 mL	200	283.2	86400	-	40,105.4
5439000	2/7/1992	30	30	0.2732	8.20	5909	50.0848%	Fecal		CFU/100 mL	200	283.2	86400	-	40,105.4
5439000	2/8/1992	30	30	0.2732	8.20	5909	50.0848%	Fecal		CFU/100 mL	200	283.2	86400	-	40,105.4
5439000	4/8/1992	30	30	0.2732	8.20	5909	50.0848%	Fecal		CFU/100 mL	200	283.2	86400	-	40,105.4
5439000	5/15/1992	30	30	0.2732	8.20	5909	50.0848%	Fecal		CFU/100 mL	200	283.2	86400	-	40,105.4
5439000	9/27/1992	30	30	0.2732	8.20	5909	50.0848%	Fecal		CFU/100 mL	200	283.2	86400	-	40,105.4

Gage ID	Date	Discharge (CFS)	Gage Discharge (less Surrogate NPDES) (CFS)	Watershed Area Ratio	Calculated flow (CFS)	Rank	Flow Exceedance %	Parameter	Results	Units (mg or micro_gram	Limit/Standard	100mL/CF	sec/day	Actual Load (million colonies/day)	Allowable Load (million colonies/day)
5439000	2/16/1993	30	30	0.2732	8.20	5909	50.0848%	Fecal		CFU/100 mL	200	283.2	86400	-	40,105.4
5439000	2/27/1993	30	30	0.2732	8.20	5909	50.0848%	Fecal		CFU/100 mL	200	283.2	86400	-	40,105.4
5439000	8/5/1993	30	30	0.2732	8.20	5909	50.0848%	Fecal		CFU/100 mL	200	283.2	86400	-	40,105.4
5439000	12/11/1993	30	30	0.2732	8.20	5909	50.0848%	Fecal		CFU/100 mL	200	283.2	86400	-	40,105.4
5439000	1/4/1994	30	30	0.2732	8.20	5909	50.0848%	Fecal		CFU/100 mL	200	283.2	86400	-	40,105.4
5439000	2/16/1995	30	30	0.2732	8.20	5909	50.0848%	Fecal		CFU/100 mL	200	283.2	86400	-	40,105.4
5439000	7/3/1995	30	30	0.2732	8.20	5909	50.0848%	Fecal		CFU/100 mL	200	283.2	86400	-	40,105.4
5439000	8/16/1995	30	30	0.2732	8.20	5909	50.0848%	Fecal		CFU/100 mL	200	283.2	86400	-	40,105.4
5439000	12/1/1995	30	30	0.2732	8.20	5909	50.0848%	Fecal		CFU/100 mL	200	283.2	86400	-	40,105.4
5439000	12/3/1995	30	30	0.2732	8.20	5909	50.0848%	Fecal		CFU/100 mL	200	283.2	86400	-	40,105.4
5439000	2/14/1996	30	30	0.2732	8.20	5909	50.0848%	Fecal		CFU/100 mL	200	283.2	86400	-	40,105.4
5439000	4/16/1996	30	30	0.2732	8.20	5909	50.0848%	Fecal		CFU/100 mL	200	283.2	86400	-	40,105.4
5439000	4/20/1996	30	30	0.2732	8.20	5909	50.0848%	Fecal		CFU/100 mL	200	283.2	86400	-	40,105.4
5439000	5/2/1996	30	30	0.2732	8.20	5909	50.0848%	Fecal		CFU/100 mL	200	283.2	86400	-	40,105.4
5439000	5/3/1996	30	30	0.2732	8.20	5909	50.0848%	Fecal		CFU/100 mL	200	283.2	86400	-	40,105.4
5439000	8/28/1996	30	30	0.2732	8.20	5909	50.0848%	Fecal		CFU/100 mL	200	283.2	86400	-	40,105.4
5439000	9/26/1996	30	30	0.2732	8.20	5909	50.0848%	Fecal		CFU/100 mL	200	283.2	86400	-	40,105.4
5439000	1/10/1997	30	30	0.2732	8.20	5909	50.0848%	Fecal		CFU/100 mL	200	283.2	86400	-	40,105.4
5439000	6/5/1997	30	30	0.2732	8.20	5909	50.0848%	Fecal		CFU/100 mL	200	283.2	86400	-	40,105.4
5439000	6/6/1997	30	30	0.2732	8.20	5909	50.0848%	Fecal		CFU/100 mL	200	283.2	86400	-	40,105.4
5439000	6/15/1997	30	30	0.2732	8.20	5909	50.0848%	Fecal		CFU/100 mL	200	283.2	86400	-	40,105.4
5439000	2/1/1998	30	30	0.2732	8.20	5909	50.0848%	Fecal		CFU/100 mL	200	283.2	86400	-	40,105.4
5439000	7/15/1998	30	30	0.2732	8.20	5909	50.0848%	Fecal		CFU/100 mL	200	283.2	86400	-	40,105.4
5439000	11/4/1998	30	30	0.2732	8.20	5909	50.0848%	Fecal		CFU/100 mL	200	283.2	86400	-	40,105.4
5439000	11/26/1998	30	30	0.2732	8.20	5909	50.0848%	Fecal		CFU/100 mL	200	283.2	86400	-	40,105.4
5439000	8/24/1999	30	30	0.2732	8.20	5909	50.0848%	Fecal		CFU/100 mL	200	283.2	86400	-	40,105.4
5439000	12/5/1999	30	30	0.2732	8.20	5909	50.0848%	Fecal		CFU/100 mL	200	283.2	86400	-	40,105.4
5439000	3/14/2000	30	30	0.2732	8.20	5909	50.0848%	Fecal		CFU/100 mL	200	283.2	86400	-	40,105.4
5439000	3/15/2000	30	30	0.2732	8.20	5909	50.0848%	Fecal		CFU/100 mL	200	283.2	86400	-	40,105.4
5439000	8/5/2000	30	30	0.2732	8.20	5909	50.0848%	Fecal		CFU/100 mL	200	283.2	86400	-	40,105.4
5439000	9/22/2000	30	30	0.2732	8.20	5909	50.0848%	Fecal		CFU/100 mL	200	283.2	86400	-	40,105.4
5439000	6/25/2001	30	30	0.2732	8.20	5909	50.0848%	Fecal		CFU/100 mL	200	283.2	86400	-	40,105.4
5439000	9/21/2001	30	30	0.2732	8.20	5909	50.0848%	Fecal		CFU/100 mL	200	283.2	86400	-	40,105.4
5439000	6/9/2003	30	30	0.2732	8.20	5909	50.0848%	Fecal		CFU/100 mL	200	283.2	86400	-	40,105.4
5439000	1/21/2005	30	30	0.2732	8.20	5909	50.0848%	Fecal		CFU/100 mL	200	283.2	86400	-	40,105.4
5439000	2/4/2008	30	30	0.2732	8.20	5909	50.0848%	Fecal		CFU/100 mL	200	283.2	86400	-	40,105.4
5439000	2/7/2008	30	30	0.2732	8.20	5909	50.0848%	Fecal		CFU/100 mL	200	283.2	86400	-	40,105.4
5439000	2/25/2008	30	30	0.2732	8.20	5909	50.0848%	Fecal		CFU/100 mL	200	283.2	86400	-	40,105.4
5439000	3/1/2008	30	30	0.2732	8.20	5909	50.0848%	Fecal		CFU/100 mL	200	283.2	86400	-	40,105.4
5439000	5/9/2008	30	30	0.2732	8.20	5909	50.0848%	Fecal		CFU/100 mL	200	283.2	86400	-	40,105.4
5439000	1/6/2011	30	30	0.2732	8.20	5909	50.0848%	Fecal		CFU/100 mL	200	283.2	86400	-	40,105.4
5439000	2/14/2011	30	30	0.2732	8.20	5909	50.0848%	Fecal		CFU/100 mL	200	283.2	86400	-	40,105.4
5439000	7/6/2011	30	30	0.2732	8.20	5909	50.0848%	Fecal		CFU/100 mL	200	283.2	86400	-	40,105.4
5439000	5/27/2012	30	30	0.2732	8.20	5909	50.0848%	Fecal		CFU/100 mL	200	283.2	86400	-	40,105.4
5439000	4/23/2014	30	30	0.2732	8.20	5909	50.0848%	Fecal		CFU/100 mL	200	283.2	86400	-	40,105.4
5439000	1/11/2017	30	30	0.2732	8.20	5909	50.0848%	Fecal		CFU/100 mL	200	283.2	86400	-	40,105.4
5439000	2/17/2018	30	30	0.2732	8.20	5909	50.0848%	Fecal		CFU/100 mL	200	283.2	86400	-	40,105.4
5439000	3/22/2018	30	30	0.2732	8.20	5909	50.0848%	Fecal		CFU/100 mL	200	283.2	86400	-	40,105.4
5439000	12/1/2001	29.9	29.9	0.2732	8.17	5971	50.6103%	Fecal		CFU/100 mL	200	283.2	86400	-	39,971.7
5439000	3/23/2004	29.9	29.9	0.2732	8.17	5971	50.6103%	Fecal		CFU/100 mL	200	283.2	86400	-	39,971.7
5439000	12/25/2016	29.9	29.9	0.2732	8.17	5971	50.6103%	Fecal		CFU/100 mL	200	283.2	86400	-	39,971.7
5439000	12/23/2019	29.9	29.9	0.2732	8.17	5971	50.6103%	Fecal		CFU/100 mL	200	283.2	86400	-	39,971.7
5439000	6/25/2020	29.9	29.9	0.2732	8.17	5971	50.6103%	Fecal		CFU/100 mL	200	283.2	86400	-	39,971.7
5439000	4/26/1994	29.8	29.8	0.2732	8.14	5976	50.6527%	Fecal		CFU/100 mL	200	283.2	86400	-	39,838.0
5439000	11/28/2008	29.8	29.8	0.2732	8.14	5976	50.6527%	Fecal		CFU/100 mL	200	283.2	86400	-	39,838.0
5439000	9/20/2015	29.8	29.8	0.2732	8.14	5976	50.6527%	Fecal		CFU/100 mL	200	283.2	86400	-	39,838.0
5439000	3/24/2018	29.8	29.8	0.2732	8.14	5976	50.6527%	Fecal		CFU/100 mL	200	283.2	86400	-	39,838.0
5439000	11/9/2018	29.8	29.8	0.2732	8.14	5976	50.6527%	Fecal		CFU/100 mL	200	283.2	86400	-	39,838.0
5439000	5/3/2021	29.8	29.8	0.2732	8.14	5976	50.6527%	Fecal		CFU/100 mL	200	283.2	86400	-	39,838.0
5439000	6/6/2021	29.8	29.8	0.2732	8.14	5976	50.6527%	Fecal		CFU/100 mL	200	283.2	86400	-	39,838.0
5439000	12/17/2016	29.7	29.7	0.2732	8.11	5983	50.7120%	Fecal		CFU/100 mL	200	283.2	86400	-	39,704.3
5439000	3/20/2005	29.6	29.6	0.2732	8.09	5984	50.7205%	Fecal		CFU/100 mL	200	283.2	86400	-	39,570.6
5439000	2/29/2008	29.6	29.6	0.2732	8.09	5984	50.7205%	Fecal		CFU/100 mL	200	283.2	86400	-	39,570.6
5439000	1/16/2009	29.6	29.6	0.2732	8.09	5984	50.7205%	Fecal		CFU/100 mL	200	283.2	86400	-	39,570.6
5439000	2/23/2009	29.6	29.6	0.2732	8.09	5984	50.7205%	Fecal		CFU/100 mL	200	283.2	86400	-	39,570.6
5439000	7/29/2015	29.6	29.6	0.2732	8.09	5984	50.7205%	Fecal		CFU/100 mL	200	283.2	86400	-	39,570.6
5439000	2/16/2016	29.6	29.6	0.2732	8.09	5984	50.7205%	Fecal		CFU/100 mL	200	283.2	86400	-	39,570.6
5439000	7/29/2016	29.6	29.6	0.2732	8.09	5984	50.7205%	Fecal		CFU/100 mL	200	283.2	86400	-	39,570.6
5439000	4/29/2021	29.6	29.6	0.2732	8.09	5984	50.7205%	Fecal		CFU/100 mL	200	283.2	86400	-	39,570.6
5439000	11/29/2001	29.5	29.5	0.2732	8.06	5992	50.7883%	Fecal		CFU/100 mL	200	283.2	86400	-	39,436.9
5439000	2/4/2005	29.5	29.5	0.2732	8.06	5992	50.7883%	Fecal		CFU/100 mL	200	283.2	86400	-	39,436.9
5439000	2/23/2010	29.5	29.5	0.2732	8.06	5992	50.7883%	Fecal		CFU/100 mL	200	283.2	86400	-	39,436.9
5439000	3/1/2010	29.5	29.5	0.2732	8.06	5992	50.7883%	Fecal		CFU/100 mL	200	283.2	86400	-	39,436.9
5439000	5/6/2010	29.5	29.5	0.2732	8.06	5992	50.7883%	Fecal		CFU/100 mL	200	283.2	86400	-	39,436.9
5439000	11/14/2017	29.5	29.5	0.2732	8.06	5992	50.7883%	Fecal		CFU/100 mL	200	283.2	86400	-	39,436.9
5439000	12/25/2001	29.4	29.4	0.2732	8.03	5998	50.8391%	Fecal		CFU/100 mL	200	283.2	86400	-	39,303.3
5439000	3/22/2004	29.4	29.4	0.2732	8.03	5998	50.8391%	Fecal		CFU/100 mL	200	283.2	86400	-	39,303.3
5439000	11/9/2016	29.4	29.4	0.2732	8.03	5998	50.8391%	Fecal		CFU/100 mL	200	283.2	86400	-	39,303.3
5439000	12/23/2001	29.3	29.3	0.2732	8.00	6001	50.8646%	Fecal		CFU/100 mL	200	283.2	86400	-	39,169.6
5439000	4/4/2012	29.3	29.3	0.2732	8.00	6001	50.8646%	Fecal		CFU/100 mL	200	283.2	86400	-	39,169.6
5439000	5/29/2014	29.3	29.3	0.2732	8.00	6001	50.8646%	Fecal		CFU/100 mL	200	283.2	86400	-	39,169.6
5439000	5/2/2018	29.3	29.3	0.2732	8.00	6001	50.8646%	Fecal		CFU/100 mL	200	283.2	86400	-	39,169.6
5439000	11/28/2020	29.3	29.3	0.2732	8.00	6001	50.8646%	Fecal		CFU/100 mL	200	283.2	86400	-	39,169.6
5439000	7/9/1994	29.2	29.2	0.2732	7.98	6006	50.9069%	Fecal		CFU/100 mL	200	283.2	86400	-	39,035.9
5439000	12/21/2009	29.2	29.2	0.2732	7.98	6006	50.9069%	Fecal		CFU/100 mL	200	283.2	86400	-	39,035.9
5439000	12/22/2009	29.2	29.2	0.2732	7.98	6006	50.9069%	Fecal		CFU/100 mL	200	283.2	86400	-	39,035.9
5439000	8/13/2010	29.2	29.2	0.2732	7.98	6006	50.9069%	Fecal		CFU/100 mL	200	283.2	86400	-	39,035.9
5439000	5/25/2014	29.2	29.2	0.2732	7.98	6006	50.9069%	Fecal		CFU/100 mL	200	283.2	86400	-	39,035.9
5439000	7/23/2021	29.2	29.2	0.2732	7.98	6006	50.9069%	Fecal		CFU/100 mL	200	283.2	86400	-	39,035.9
5439000	9/8/2015	29.1	29.1	0.2732	7.95	6012	50.9578%	Fecal		CFU/100 mL	200	283.2	86400	-	38,902.2
5439000	12/14/2016	29.1	29.1	0.2732	7.95	6012	50.9578%	Fecal		CFU/100 mL	200	283.2	86400	-	38,902.2
5439000	1/29/2018	29.1	29.1	0.2732	7.95	6012	50.9578%	Fecal		CFU/100 mL	200	283.2	86400	-	38,902.2
5439000	6/8/2018	29.1	29.1	0.2732	7.95	6012	50.9578%	Fecal		CFU/100 mL	200	283.2	86400	-	38,902.2
5439000	1/21/1990	29	29	0.2732	7.92	6016	50.9917%	Fecal		CFU/100 mL	200	283.2	86400	-	38,768.5
5439000	7/28/1990	29	29	0.2732	7.92	6016	50.9917%	Fecal		CFU/100 mL	200	283.2	86400	-	38,768.5
5439000	11/25/1990	29	29	0.2732	7.92	6016	50.9917%	Fecal		CFU/100 mL	200	283.2	86400	-	38,768.5
5439000	1/7/1991	29	29	0.2732	7.92	6016	50.9917%	Fecal		CFU/100 mL	200	283.2	86400	-	38,768.5
5439000	1/9/1991	29	29	0.2732	7.92	6016	50.9917%	Fecal		CFU/100 mL	200	283.2	86400	-	38,768.5
5439000	2/10/1992	29	29	0.2732	7.92	6016	50.9917%	Fecal		CFU/100 mL	200	283.2	86400	-	38,768.5
5439000	5/16/1992	29	29	0.2732	7.92	6016	50.9917%	Fecal		CFU/100 mL	200	283.2	86400	-	38,768.5
5439000	9/26/1992	29	29	0.2732	7.92	6016	50.9917%	Fecal		CFU/100 mL	200	283.2	86400	-	38,768.5
5439000	9/28/1992	29	29	0.2732	7.92	6016	50.9917%	Fecal		CFU/100 mL	200	283.2	86400	-	38,768.5
5439000	2/28/1993	29	29	0.2732	7.92	6016	50.9917%	Fecal		CFU/100 mL	200	283.2	86400	-	38,768.5
5439000	3/1/1993	29	29	0.2732	7.92	6016	50.9917%	Fecal		CFU/100 mL	200	283.2	86400	-	38,768.5
5439000	11/29/1993	29	29	0.2732	7.92	6016	50.9917%	Fecal		CFU/100 mL	200	283.2	86400	-	38,768.5
5439000	4/7/1994	29	29	0.2732	7.92	6016	50.9917%	Fecal		CFU/100 mL	200	283.2	86400	-	38,768.5
5439000	3/6/1995	29	29	0.2732	7.92	6016	50.9917%	Fecal		CFU/100 mL	200	283.2	86400	-	38,768.5
5439000	11/5/1995	29	29	0.2732	7.92	6016	50.9917%	Fecal		CFU/100 mL	200	283.2	86400	-	38,768.5
5439000	7/10/1996	29	29	0.2732	7.92	6016	50.9917%	Fecal		CFU/100 mL	200	283.2	86400	-	38,768.5
5439000	6/9/1997	29	29	0.2732	7.92	6016	50.9917%	Fecal		CFU/100 mL	200	283.2	86400	-	38,768.5
5439000	6/30/1997	29	29	0.2732	7.92	6016	50.9917%	Fecal		CFU/100 mL	200	283.2	86400	-	38,768.5
5439000	7/5/1999	29	29	0.2732	7.92	6016	50.9917%	Fecal		CFU/100 mL	200	283.2	86400	-	38,768.5
5439000	5/27/2000	29	29	0.2732	7.92	6016	50.9917%	Fecal		CFU/100 mL	200	283.2	86400	-	38,768.5
5439000	5/28/2000	29	29	0.2732	7.92	6016	50.9917%	Fecal		CFU/100 mL	200	283.2	86400	-	38,768.5
5439000	4/15/2004	29	29	0.2732	7.92	6016	50.9917%	Fecal		CFU/100 mL	200	283.2	86400	-	38,768.5
5439000	3/24/2005	29	29	0.2732	7.92	6016	50.9917%	Fecal		CFU/100 mL	200	283.2	86400	-	38,768.5
5439000	2/8/2008	29	29	0.2732	7.92	6016	50.9917%	Fecal		CFU/100 mL	200	283.2	86400	-	38,768.5
5439000	2/26/2008	29	29	0.2732	7.92	6016	50.9917%	Fecal		CFU/100 mL	200	283.2	86400	-	38,768.5
5439000	8/12/2010	29	29	0.2732	7.92	6016	50.9917%	Fecal		CFU/100 mL	200	283.2	86400	-	38,768.5
5439000	10/31/2015	29	29	0.2732	7.92	6016	50.9917%	Fecal		CFU/100 mL	200	283.2	86400	-	38,768.5
5439000	12/15/2020	29	29	0.2732	7.92	6016	50.9917%	Fecal		CFU/100 mL	200	283.2	86400	-	38,768.5
5439000	7/9/2004	28.9	28.9	0.2732	7.89	6044	51.2290%	Fecal		CFU/100 mL	200	283.2	86400	-	38,634.8
5439000	2/13/2016	28.9	28.9	0.2732	7.89	6044	51.2290%	Fecal		CFU/100 mL	200	283.2	86400	-	38,634.8
5439000	7/11/2017	28.9	28.9	0.2732	7.89	6044	51.2290%	Fecal		CFU/100 mL	200	283.2	86400	-	38,634.8
5439000	6/4/2006	28.8	28.8	0.2732	7.87	6047	51.2544%	Fecal		CFU/100 mL	200	283.2	86400	-	38,501.2
5439000	2/26/2010	28.8	28.8	0.2732	7.87	6047	51.2544%	Fecal		CFU/100 mL	200	283.2	86400	-	38,501.2

Gage ID	Date	Discharge (CFS)	Gage Discharge (less Surrogate NPDES) (CFS)	Watershed Area Ratio	Calculated flow (CFS)	Rank	Flow Exceedance %	Parameter	Results	Units (mg or micro_gram	Limit/Standard	100mL/CF	sec/day	Actual Load (million colonies/day)	Allowable Load (million colonies/day)
5439000	11/25/2014	28.8	28.8	0.2732	7.87	6047	51.2544%	Fecal		CFU/100 mL	200	283.2	86400	-	38,501.2
5439000	12/1/2014	28.8	28.8	0.2732	7.87	6047	51.2544%	Fecal		CFU/100 mL	200	283.2	86400	-	38,501.2
5439000	11/9/1993	28.7	28.7	0.2732	7.84	6051	51.2884%	Fecal		CFU/100 mL	200	283.2	86400	-	38,367.5
5439000	4/23/2005	28.7	28.7	0.2732	7.84	6051	51.2884%	Fecal		CFU/100 mL	200	283.2	86400	-	38,367.5
5439000	5/24/2013	28.7	28.7	0.2732	7.84	6051	51.2884%	Fecal		CFU/100 mL	200	283.2	86400	-	38,367.5
5439000	12/2/2014	28.7	28.7	0.2732	7.84	6051	51.2884%	Fecal		CFU/100 mL	200	283.2	86400	-	38,367.5
5439000	7/3/2016	28.7	28.7	0.2732	7.84	6051	51.2884%	Fecal		CFU/100 mL	200	283.2	86400	-	38,367.5
5439000	12/18/2016	28.7	28.7	0.2732	7.84	6051	51.2884%	Fecal		CFU/100 mL	200	283.2	86400	-	38,367.5
5439000	3/23/2018	28.7	28.7	0.2732	7.84	6051	51.2884%	Fecal		CFU/100 mL	200	283.2	86400	-	38,367.5
5439000	4/27/2012	28.6	28.6	0.2732	7.81	6058	51.3477%	Fecal		CFU/100 mL	200	283.2	86400	-	38,233.8
5439000	8/22/2013	28.6	28.6	0.2732	7.81	6058	51.3477%	Fecal		CFU/100 mL	200	283.2	86400	-	38,233.8
5439000	6/7/2021	28.6	28.6	0.2732	7.81	6058	51.3477%	Fecal		CFU/100 mL	200	283.2	86400	-	38,233.8
5439000	3/4/2022	53.5	53.5	0.1459	7.81	6061	51.3731%	Fecal		CFU/100 mL	200	283.2	86400	-	38,207.3
5439000	11/11/1993	28.5	28.5	0.2732	7.79	6062	51.3816%	Fecal		CFU/100 mL	200	283.2	86400	-	38,100.1
5439000	4/16/1994	28.5	28.5	0.2732	7.79	6062	51.3816%	Fecal		CFU/100 mL	200	283.2	86400	-	38,100.1
5439000	10/31/2001	28.5	28.5	0.2732	7.79	6062	51.3816%	Fecal		CFU/100 mL	200	283.2	86400	-	38,100.1
5439000	7/10/2004	28.5	28.5	0.2732	7.79	6062	51.3816%	Fecal		CFU/100 mL	200	283.2	86400	-	38,100.1
5439000	6/6/2012	28.5	28.5	0.2732	7.79	6062	51.3816%	Fecal		CFU/100 mL	200	283.2	86400	-	38,100.1
5439000	4/5/2013	28.5	28.5	0.2732	7.79	6062	51.3816%	Fecal		CFU/100 mL	200	283.2	86400	-	38,100.1
5439000	2/17/2016	28.5	28.5	0.2732	7.79	6062	51.3816%	Fecal		CFU/100 mL	200	283.2	86400	-	38,100.1
5439000	5/22/2005	28.4	28.4	0.2732	7.76	6069	51.4409%	Fecal		CFU/100 mL	200	283.2	86400	-	37,966.4
5439000	9/1/2009	28.4	28.4	0.2732	7.76	6069	51.4409%	Fecal		CFU/100 mL	200	283.2	86400	-	37,966.4
5439000	12/24/2016	28.4	28.4	0.2732	7.76	6069	51.4409%	Fecal		CFU/100 mL	200	283.2	86400	-	37,966.4
5439000	3/22/2005	28.3	28.3	0.2732	7.73	6072	51.4664%	Fecal		CFU/100 mL	200	283.2	86400	-	37,832.7
5439000	1/24/2007	28.3	28.3	0.2732	7.73	6072	51.4664%	Fecal		CFU/100 mL	200	283.2	86400	-	37,832.7
5439000	7/5/2007	28.3	28.3	0.2732	7.73	6072	51.4664%	Fecal		CFU/100 mL	200	283.2	86400	-	37,832.7
5439000	8/18/2009	28.3	28.3	0.2732	7.73	6072	51.4664%	Fecal		CFU/100 mL	200	283.2	86400	-	37,832.7
5439000	10/16/2018	28.3	28.3	0.2732	7.73	6072	51.4664%	Fecal		CFU/100 mL	200	283.2	86400	-	37,832.7
5439000	2/29/2016	28.2	28.2	0.2732	7.70	6077	51.5087%	Fecal		CFU/100 mL	200	283.2	86400	-	37,699.0
5439000	7/11/2016	28.2	28.2	0.2732	7.70	6077	51.5087%	Fecal		CFU/100 mL	200	283.2	86400	-	37,699.0
5439000	4/16/2004	28.1	28.1	0.2732	7.68	6079	51.5257%	Fecal		CFU/100 mL	200	283.2	86400	-	37,565.4
5439000	6/29/2007	28.1	28.1	0.2732	7.68	6079	51.5257%	Fecal		CFU/100 mL	200	283.2	86400	-	37,565.4
5439000	6/27/2008	28.1	28.1	0.2732	7.68	6079	51.5257%	Fecal		CFU/100 mL	200	283.2	86400	-	37,565.4
5439000	12/10/2009	28.1	28.1	0.2732	7.68	6079	51.5257%	Fecal		CFU/100 mL	200	283.2	86400	-	37,565.4
5439000	4/5/2012	28.1	28.1	0.2732	7.68	6079	51.5257%	Fecal		CFU/100 mL	200	283.2	86400	-	37,565.4
5439000	12/24/2018	28.1	28.1	0.2732	7.68	6079	51.5257%	Fecal		CFU/100 mL	200	283.2	86400	-	37,565.4
5439000	1/6/1990	28	28	0.2732	7.65	6085	51.5765%	Fecal		CFU/100 mL	200	283.2	86400	-	37,431.7
5439000	7/17/1990	28	28	0.2732	7.65	6085	51.5765%	Fecal		CFU/100 mL	200	283.2	86400	-	37,431.7
5439000	8/16/1990	28	28	0.2732	7.65	6085	51.5765%	Fecal		CFU/100 mL	200	283.2	86400	-	37,431.7
5439000	10/21/1990	28	28	0.2732	7.65	6085	51.5765%	Fecal		CFU/100 mL	200	283.2	86400	-	37,431.7
5439000	1/12/1991	28	28	0.2732	7.65	6085	51.5765%	Fecal		CFU/100 mL	200	283.2	86400	-	37,431.7
5439000	1/15/1991	28	28	0.2732	7.65	6085	51.5765%	Fecal		CFU/100 mL	200	283.2	86400	-	37,431.7
5439000	6/30/1991	28	28	0.2732	7.65	6085	51.5765%	Fecal		CFU/100 mL	200	283.2	86400	-	37,431.7
5439000	2/11/1992	28	28	0.2732	7.65	6085	51.5765%	Fecal		CFU/100 mL	200	283.2	86400	-	37,431.7
5439000	2/17/1992	28	28	0.2732	7.65	6085	51.5765%	Fecal		CFU/100 mL	200	283.2	86400	-	37,431.7
5439000	5/17/1992	28	28	0.2732	7.65	6085	51.5765%	Fecal		CFU/100 mL	200	283.2	86400	-	37,431.7
5439000	3/7/1995	28	28	0.2732	7.65	6085	51.5765%	Fecal		CFU/100 mL	200	283.2	86400	-	37,431.7
5439000	7/11/1995	28	28	0.2732	7.65	6085	51.5765%	Fecal		CFU/100 mL	200	283.2	86400	-	37,431.7
5439000	9/7/1995	28	28	0.2732	7.65	6085	51.5765%	Fecal		CFU/100 mL	200	283.2	86400	-	37,431.7
5439000	11/30/1995	28	28	0.2732	7.65	6085	51.5765%	Fecal		CFU/100 mL	200	283.2	86400	-	37,431.7
5439000	12/8/1995	28	28	0.2732	7.65	6085	51.5765%	Fecal		CFU/100 mL	200	283.2	86400	-	37,431.7
5439000	2/9/1996	28	28	0.2732	7.65	6085	51.5765%	Fecal		CFU/100 mL	200	283.2	86400	-	37,431.7
5439000	4/22/1996	28	28	0.2732	7.65	6085	51.5765%	Fecal		CFU/100 mL	200	283.2	86400	-	37,431.7
5439000	5/4/1996	28	28	0.2732	7.65	6085	51.5765%	Fecal		CFU/100 mL	200	283.2	86400	-	37,431.7
5439000	7/13/1996	28	28	0.2732	7.65	6085	51.5765%	Fecal		CFU/100 mL	200	283.2	86400	-	37,431.7
5439000	12/11/1996	28	28	0.2732	7.65	6085	51.5765%	Fecal		CFU/100 mL	200	283.2	86400	-	37,431.7
5439000	7/1/1997	28	28	0.2732	7.65	6085	51.5765%	Fecal		CFU/100 mL	200	283.2	86400	-	37,431.7
5439000	1/21/1998	28	28	0.2732	7.65	6085	51.5765%	Fecal		CFU/100 mL	200	283.2	86400	-	37,431.7
5439000	11/5/1998	28	28	0.2732	7.65	6085	51.5765%	Fecal		CFU/100 mL	200	283.2	86400	-	37,431.7
5439000	11/29/1998	28	28	0.2732	7.65	6085	51.5765%	Fecal		CFU/100 mL	200	283.2	86400	-	37,431.7
5439000	3/19/2000	28	28	0.2732	7.65	6085	51.5765%	Fecal		CFU/100 mL	200	283.2	86400	-	37,431.7
5439000	5/25/2000	28	28	0.2732	7.65	6085	51.5765%	Fecal		CFU/100 mL	200	283.2	86400	-	37,431.7
5439000	11/17/2000	28	28	0.2732	7.65	6085	51.5765%	Fecal		CFU/100 mL	200	283.2	86400	-	37,431.7
5439000	1/29/2001	28	28	0.2732	7.65	6085	51.5765%	Fecal		CFU/100 mL	200	283.2	86400	-	37,431.7
5439000	5/17/2001	28	28	0.2732	7.65	6085	51.5765%	Fecal		CFU/100 mL	200	283.2	86400	-	37,431.7
5439000	5/18/2001	28	28	0.2732	7.65	6085	51.5765%	Fecal		CFU/100 mL	200	283.2	86400	-	37,431.7
5439000	5/22/2001	28	28	0.2732	7.65	6085	51.5765%	Fecal		CFU/100 mL	200	283.2	86400	-	37,431.7
5439000	6/13/2007	28	28	0.2732	7.65	6085	51.5765%	Fecal		CFU/100 mL	200	283.2	86400	-	37,431.7
5439000	2/5/2008	28	28	0.2732	7.65	6085	51.5765%	Fecal		CFU/100 mL	200	283.2	86400	-	37,431.7
5439000	2/6/2008	28	28	0.2732	7.65	6085	51.5765%	Fecal		CFU/100 mL	200	283.2	86400	-	37,431.7
5439000	2/27/2008	28	28	0.2732	7.65	6085	51.5765%	Fecal		CFU/100 mL	200	283.2	86400	-	37,431.7
5439000	7/13/2009	28	28	0.2732	7.65	6085	51.5765%	Fecal		CFU/100 mL	200	283.2	86400	-	37,431.7
5439000	12/15/2016	28	28	0.2732	7.65	6085	51.5765%	Fecal		CFU/100 mL	200	283.2	86400	-	37,431.7
5439000	12/1/1993	27.9	27.9	0.2732	7.62	6122	51.8902%	Fecal		CFU/100 mL	200	283.2	86400	-	37,298.0
5439000	6/10/2010	27.9	27.9	0.2732	7.62	6122	51.8902%	Fecal		CFU/100 mL	200	283.2	86400	-	37,298.0
5439000	9/29/2011	27.9	27.9	0.2732	7.62	6122	51.8902%	Fecal		CFU/100 mL	200	283.2	86400	-	37,298.0
5439000	7/17/2013	27.9	27.9	0.2732	7.62	6122	51.8902%	Fecal		CFU/100 mL	200	283.2	86400	-	37,298.0
5439000	12/10/2017	27.9	27.9	0.2732	7.62	6122	51.8902%	Fecal		CFU/100 mL	200	283.2	86400	-	37,298.0
5439000	5/2/2021	27.9	27.9	0.2732	7.62	6122	51.8902%	Fecal		CFU/100 mL	200	283.2	86400	-	37,298.0
5439000	6/10/2021	27.9	27.9	0.2732	7.62	6122	51.8902%	Fecal		CFU/100 mL	200	283.2	86400	-	37,298.0
5439000	12/14/2007	27.8	27.8	0.2732	7.59	6129	51.9495%	Fecal		CFU/100 mL	200	283.2	86400	-	37,164.3
5439000	5/26/2013	27.8	27.8	0.2732	7.59	6129	51.9495%	Fecal		CFU/100 mL	200	283.2	86400	-	37,164.3
5439000	12/16/2016	27.8	27.8	0.2732	7.59	6129	51.9495%	Fecal		CFU/100 mL	200	283.2	86400	-	37,164.3
5439000	4/8/1994	27.7	27.7	0.2732	7.57	6132	51.9749%	Fecal		CFU/100 mL	200	283.2	86400	-	37,030.6
5439000	4/8/2006	27.7	27.7	0.2732	7.57	6132	51.9749%	Fecal		CFU/100 mL	200	283.2	86400	-	37,030.6
5439000	10/3/2006	27.7	27.7	0.2732	7.57	6132	51.9749%	Fecal		CFU/100 mL	200	283.2	86400	-	37,030.6
5439000	2/27/2010	27.7	27.7	0.2732	7.57	6132	51.9749%	Fecal		CFU/100 mL	200	283.2	86400	-	37,030.6
5439000	10/17/2012	27.7	27.7	0.2732	7.57	6132	51.9749%	Fecal		CFU/100 mL	200	283.2	86400	-	37,030.6
5439000	5/27/2014	27.7	27.7	0.2732	7.57	6132	51.9749%	Fecal		CFU/100 mL	200	283.2	86400	-	37,030.6
5439000	12/25/2019	27.7	27.7	0.2732	7.57	6132	51.9749%	Fecal		CFU/100 mL	200	283.2	86400	-	37,030.6
5439000	11/10/1993	27.6	27.6	0.2732	7.54	6139	52.0342%	Fecal		CFU/100 mL	200	283.2	86400	-	36,896.9
5439000	12/11/2004	27.6	27.6	0.2732	7.54	6139	52.0342%	Fecal		CFU/100 mL	200	283.2	86400	-	36,896.9
5439000	6/14/2007	27.6	27.6	0.2732	7.54	6139	52.0342%	Fecal		CFU/100 mL	200	283.2	86400	-	36,896.9
5439000	12/24/2019	27.6	27.6	0.2732	7.54	6139	52.0342%	Fecal		CFU/100 mL	200	283.2	86400	-	36,896.9
5439000	2/15/2016	27.5	27.5	0.2732	7.51	6143	52.0681%	Fecal		CFU/100 mL	200	283.2	86400	-	36,763.3
5439000	11/10/2016	27.5	27.5	0.2732	7.51	6143	52.0681%	Fecal		CFU/100 mL	200	283.2	86400	-	36,763.3
5439000	1/10/2017	27.5	27.5	0.2732	7.51	6143	52.0681%	Fecal		CFU/100 mL	200	283.2	86400	-	36,763.3
5439000	9/19/2007	27.4	27.4	0.2732	7.49	6146	52.0936%	Fecal		CFU/100 mL	200	283.2	86400	-	36,629.6
5439000	7/7/2008	27.4	27.4	0.2732	7.49	6146	52.0936%	Fecal		CFU/100 mL	200	283.2	86400	-	36,629.6
5439000	2/26/2016	27.4	27.4	0.2732	7.49	6146	52.0936%	Fecal		CFU/100 mL	200	283.2	86400	-	36,629.6
5439000	2/27/2016	27.4	27.4	0.2732	7.49	6146	52.0936%	Fecal		CFU/100 mL	200	283.2	86400	-	36,629.6
5439000	7/30/2016	27.4	27.4	0.2732	7.49	6146	52.0936%	Fecal		CFU/100 mL	200	283.2	86400	-	36,629.6
5439000	5/4/2021	27.4	27.4	0.2732	7.49	6146	52.0936%	Fecal		CFU/100 mL	200	283.2	86400	-	36,629.6
5439000	2/10/2010	27.3	27.3	0.2732	7.46	6152	52.1444%	Fecal		CFU/100 mL	200	283.2	86400	-	36,495.9
5439000	7/10/2010	27.3	27.3	0.2732	7.46	6152	52.1444%	Fecal		CFU/100 mL	200	283.2	86400	-	36,495.9
5439000	4/9/1994	27.2	27.2	0.2732	7.43	6154	52.1614%	Fecal		CFU/100 mL	200	283.2	86400	-	36,362.2
5439000	7/7/2004	27.2	27.2	0.2732	7.43	6154	52.1614%	Fecal		CFU/100 mL	200	283.2	86400	-	36,362.2
5439000	3/21/2005	27.2	27.2	0.2732	7.43	6154	52.1614%	Fecal		CFU/100 mL	200	283.2	86400	-	36,362.2
5439000	6/23/2006	27.2	27.2	0.2732	7.43	6154	52.1614%	Fecal		CFU/100 mL	200	283.2	86400	-	36,362.2
5439000	6/7/2012	27.2	27.2	0.2732	7.43	6154	52.1614%	Fecal		CFU/100 mL	200	283.2	86400	-	36,362.2
5439000	12/19/2016	27.2	27.2	0.2732	7.43	6154	52.1614%	Fecal		CFU/100 mL	200	283.2	86400	-	36,362.2
5439000	12/23/2016	27.2	27.2	0.2732	7.43	6154	52.1614%	Fecal		CFU/100 mL	200	283.2	86400	-	36,362.2
5439000	7/17/2018	27.2	27.2	0.2732	7.43	6154	52.1614%	Fecal		CFU/100 mL	200	283.2	86400	-	36,362.2
5439000	7/21/2020	27.2	27.2	0.2732	7.43	6154	52.1614%	Fecal		CFU/100 mL	200	283.2	86400	-	36,362.2
5439000	11/17/1993	27.1	27.1	0.2732	7.40	6163	52.2377%	Fecal		CFU/100 mL	200	283.2	86400	-	36,228.5
5439000	5/10/2008	27.1	27.1	0.2732	7.40	6163	52.2377%	Fecal		CFU/100 mL	200	283.2	86400	-	36,228.5
5439000	12/20/2016	27.1	27.1	0.2732	7.40	6163	52.2377%	Fecal		CFU/100 mL	200	283.2	86400	-	36,228.5
5439000	12/21/2016	27.1	27.1	0.2732	7.40	6163	52.2377%	Fecal		CFU/100 mL	200	283.2	86400	-	36,228.5
5439000	12/22/2016	27.1	27.1	0.2732	7.40	6163	52.2377%	Fecal		CFU/100 mL	200	283.2	86400	-	36,228.5
5439000	3/26/2018	27.1	27.1	0.2732	7.40	6163	52.2377%	Fecal		CFU/100 mL	200	283.2	86400	-	36,228.5
5439000	7/18/1990	27	27	0.2732	7.38	6169	52.2885%	Fecal		CFU/100 mL	200	283.2	86400	-	36,094.8
5439000	8/30/1990	27	27	0.2732	7.38	6169	52.2885%	Fecal		CFU/100 mL	200	283.2	86400	-	36,094.8
5439000	1/10/1991	27	27	0.2732	7.38	6169	52.2885%	Fecal		CFU/100 mL	200	283.2	86400	-	36,094.8
5439000	1/14/1991	27	27	0.2732	7.38	6169	52.2885%	Fecal		CFU/100 mL	200	283.2	86400	-	36,094.8
5439000	6/23/1991	27	27	0.2732	7.38	6169	52.2885%	Fecal		CFU/100 mL	200	283.2	86400	-	36,094.8
5439000	11/25/1991	27	27	0.2732	7.38	6169	52.2885%	Fecal		CFU/100 mL	200	283.2	86400	-	36,094.8

Gage ID	Date	Discharge (CFS)	Gage Discharge (less Surrogate NPDES) (CFS)	Watershed Area Ratio	Calculated flow (CFS)	Rank	Flow Exceedance %	Parameter	Results	Units (mg or micro_gram	Limit/Standard	100mL/CF	sec/day	Actual Load (million colonies/day)	Allowable Load (million colonies/day)
5439000	2/13/1992	27	27	0.2732	7.38	6169	52.2885%	Fecal		CFU/100 mL	200	283.2	86400	-	36,094.8
5439000	5/23/1992	27	27	0.2732	7.38	6169	52.2885%	Fecal		CFU/100 mL	200	283.2	86400	-	36,094.8
5439000	8/1/1992	27	27	0.2732	7.38	6169	52.2885%	Fecal		CFU/100 mL	200	283.2	86400	-	36,094.8
5439000	8/3/1992	27	27	0.2732	7.38	6169	52.2885%	Fecal		CFU/100 mL	200	283.2	86400	-	36,094.8
5439000	9/17/1992	27	27	0.2732	7.38	6169	52.2885%	Fecal		CFU/100 mL	200	283.2	86400	-	36,094.8
5439000	9/23/1992	27	27	0.2732	7.38	6169	52.2885%	Fecal		CFU/100 mL	200	283.2	86400	-	36,094.8
5439000	1/5/1994	27	27	0.2732	7.38	6169	52.2885%	Fecal		CFU/100 mL	200	283.2	86400	-	36,094.8
5439000	2/17/1995	27	27	0.2732	7.38	6169	52.2885%	Fecal		CFU/100 mL	200	283.2	86400	-	36,094.8
5439000	2/18/1995	27	27	0.2732	7.38	6169	52.2885%	Fecal		CFU/100 mL	200	283.2	86400	-	36,094.8
5439000	12/2/1995	27	27	0.2732	7.38	6169	52.2885%	Fecal		CFU/100 mL	200	283.2	86400	-	36,094.8
5439000	12/5/1995	27	27	0.2732	7.38	6169	52.2885%	Fecal		CFU/100 mL	200	283.2	86400	-	36,094.8
5439000	1/18/1996	27	27	0.2732	7.38	6169	52.2885%	Fecal		CFU/100 mL	200	283.2	86400	-	36,094.8
5439000	2/29/1996	27	27	0.2732	7.38	6169	52.2885%	Fecal		CFU/100 mL	200	283.2	86400	-	36,094.8
5439000	7/12/1996	27	27	0.2732	7.38	6169	52.2885%	Fecal		CFU/100 mL	200	283.2	86400	-	36,094.8
5439000	7/15/1996	27	27	0.2732	7.38	6169	52.2885%	Fecal		CFU/100 mL	200	283.2	86400	-	36,094.8
5439000	6/10/1997	27	27	0.2732	7.38	6169	52.2885%	Fecal		CFU/100 mL	200	283.2	86400	-	36,094.8
5439000	6/18/1997	27	27	0.2732	7.38	6169	52.2885%	Fecal		CFU/100 mL	200	283.2	86400	-	36,094.8
5439000	7/16/1998	27	27	0.2732	7.38	6169	52.2885%	Fecal		CFU/100 mL	200	283.2	86400	-	36,094.8
5439000	11/27/1998	27	27	0.2732	7.38	6169	52.2885%	Fecal		CFU/100 mL	200	283.2	86400	-	36,094.8
5439000	11/28/1998	27	27	0.2732	7.38	6169	52.2885%	Fecal		CFU/100 mL	200	283.2	86400	-	36,094.8
5439000	12/21/1998	27	27	0.2732	7.38	6169	52.2885%	Fecal		CFU/100 mL	200	283.2	86400	-	36,094.8
5439000	7/6/1999	27	27	0.2732	7.38	6169	52.2885%	Fecal		CFU/100 mL	200	283.2	86400	-	36,094.8
5439000	3/16/2000	27	27	0.2732	7.38	6169	52.2885%	Fecal		CFU/100 mL	200	283.2	86400	-	36,094.8
5439000	7/21/2000	27	27	0.2732	7.38	6169	52.2885%	Fecal		CFU/100 mL	200	283.2	86400	-	36,094.8
5439000	9/12/2000	27	27	0.2732	7.38	6169	52.2885%	Fecal		CFU/100 mL	200	283.2	86400	-	36,094.8
5439000	5/24/2001	27	27	0.2732	7.38	6169	52.2885%	Fecal		CFU/100 mL	200	283.2	86400	-	36,094.8
5439000	6/26/2001	27	27	0.2732	7.38	6169	52.2885%	Fecal		CFU/100 mL	200	283.2	86400	-	36,094.8
5439000	12/3/2001	27	27	0.2732	7.38	6169	52.2885%	Fecal		CFU/100 mL	200	283.2	86400	-	36,094.8
5439000	2/11/2010	27	27	0.2732	7.38	6169	52.2885%	Fecal		CFU/100 mL	200	283.2	86400	-	36,094.8
5439000	7/7/2011	27	27	0.2732	7.38	6169	52.2885%	Fecal		CFU/100 mL	200	283.2	86400	-	36,094.8
5439000	11/16/1993	26.9	26.9	0.2732	7.35	6205	52.5937%	Fecal		CFU/100 mL	200	283.2	86400	-	35,961.1
5439000	12/20/2001	26.9	26.9	0.2732	7.35	6205	52.5937%	Fecal		CFU/100 mL	200	283.2	86400	-	35,961.1
5439000	10/16/2007	26.9	26.9	0.2732	7.35	6205	52.5937%	Fecal		CFU/100 mL	200	283.2	86400	-	35,961.1
5439000	2/10/2008	26.9	26.9	0.2732	7.35	6205	52.5937%	Fecal		CFU/100 mL	200	283.2	86400	-	35,961.1
5439000	4/6/2013	26.9	26.9	0.2732	7.35	6205	52.5937%	Fecal		CFU/100 mL	200	283.2	86400	-	35,961.1
5439000	8/24/2002	26.8	26.8	0.2732	7.32	6210	52.6360%	Fecal		CFU/100 mL	200	283.2	86400	-	35,827.5
5439000	9/11/2006	26.8	26.8	0.2732	7.32	6210	52.6360%	Fecal		CFU/100 mL	200	283.2	86400	-	35,827.5
5439000	2/12/2010	26.8	26.8	0.2732	7.32	6210	52.6360%	Fecal		CFU/100 mL	200	283.2	86400	-	35,827.5
5439000	2/14/2016	26.8	26.8	0.2732	7.32	6210	52.6360%	Fecal		CFU/100 mL	200	283.2	86400	-	35,827.5
5439000	11/11/2016	26.8	26.8	0.2732	7.32	6210	52.6360%	Fecal		CFU/100 mL	200	283.2	86400	-	35,827.5
5439000	12/15/2003	26.7	26.7	0.2732	7.29	6215	52.6784%	Fecal		CFU/100 mL	200	283.2	86400	-	35,693.8
5439000	4/8/2005	26.7	26.7	0.2732	7.29	6215	52.6784%	Fecal		CFU/100 mL	200	283.2	86400	-	35,693.8
5439000	1/24/2009	26.7	26.7	0.2732	7.29	6215	52.6784%	Fecal		CFU/100 mL	200	283.2	86400	-	35,693.8
5439000	12/12/2017	26.7	26.7	0.2732	7.29	6215	52.6784%	Fecal		CFU/100 mL	200	283.2	86400	-	35,693.8
5439000	6/12/2007	26.6	26.6	0.2732	7.27	6219	52.7123%	Fecal		CFU/100 mL	200	283.2	86400	-	35,560.1
5439000	2/13/2010	26.6	26.6	0.2732	7.27	6219	52.7123%	Fecal		CFU/100 mL	200	283.2	86400	-	35,560.1
5439000	2/16/2010	26.6	26.6	0.2732	7.27	6219	52.7123%	Fecal		CFU/100 mL	200	283.2	86400	-	35,560.1
5439000	2/21/2010	26.6	26.6	0.2732	7.27	6219	52.7123%	Fecal		CFU/100 mL	200	283.2	86400	-	35,560.1
5439000	5/25/2013	26.6	26.6	0.2732	7.27	6219	52.7123%	Fecal		CFU/100 mL	200	283.2	86400	-	35,560.1
5439000	11/24/2018	26.6	26.6	0.2732	7.27	6219	52.7123%	Fecal		CFU/100 mL	200	283.2	86400	-	35,560.1
5439000	11/18/1993	26.5	26.5	0.2732	7.24	6225	52.7632%	Fecal		CFU/100 mL	200	283.2	86400	-	35,426.4
5439000	2/14/2010	26.5	26.5	0.2732	7.24	6225	52.7632%	Fecal		CFU/100 mL	200	283.2	86400	-	35,426.4
5439000	6/11/2010	26.5	26.5	0.2732	7.24	6225	52.7632%	Fecal		CFU/100 mL	200	283.2	86400	-	35,426.4
5439000	2/20/2014	26.5	26.5	0.2732	7.24	6225	52.7632%	Fecal		CFU/100 mL	200	283.2	86400	-	35,426.4
5439000	10/20/2014	26.5	26.5	0.2732	7.24	6225	52.7632%	Fecal		CFU/100 mL	200	283.2	86400	-	35,426.4
5439000	4/5/2018	26.5	26.5	0.2732	7.24	6225	52.7632%	Fecal		CFU/100 mL	200	283.2	86400	-	35,426.4
5439000	12/26/2019	26.5	26.5	0.2732	7.24	6225	52.7632%	Fecal		CFU/100 mL	200	283.2	86400	-	35,426.4
5439000	6/19/2021	26.5	26.5	0.2732	7.24	6225	52.7632%	Fecal		CFU/100 mL	200	283.2	86400	-	35,426.4
5439000	12/22/2001	26.4	26.4	0.2732	7.21	6233	52.8310%	Fecal		CFU/100 mL	200	283.2	86400	-	35,292.7
5439000	6/26/2007	26.4	26.4	0.2732	7.21	6233	52.8310%	Fecal		CFU/100 mL	200	283.2	86400	-	35,292.7
5439000	2/17/2010	26.4	26.4	0.2732	7.21	6233	52.8310%	Fecal		CFU/100 mL	200	283.2	86400	-	35,292.7
5439000	4/9/2012	26.4	26.4	0.2732	7.21	6233	52.8310%	Fecal		CFU/100 mL	200	283.2	86400	-	35,292.7
5439000	4/14/2012	26.4	26.4	0.2732	7.21	6233	52.8310%	Fecal		CFU/100 mL	200	283.2	86400	-	35,292.7
5439000	11/10/2018	26.4	26.4	0.2732	7.21	6233	52.8310%	Fecal		CFU/100 mL	200	283.2	86400	-	35,292.7
5439000	11/25/1993	26.3	26.3	0.2732	7.18	6239	52.8818%	Fecal		CFU/100 mL	200	283.2	86400	-	35,159.0
5439000	7/8/2011	26.3	26.3	0.2732	7.18	6239	52.8818%	Fecal		CFU/100 mL	200	283.2	86400	-	35,159.0
5439000	4/6/2012	26.3	26.3	0.2732	7.18	6239	52.8818%	Fecal		CFU/100 mL	200	283.2	86400	-	35,159.0
5439000	3/1/2016	26.3	26.3	0.2732	7.18	6239	52.8818%	Fecal		CFU/100 mL	200	283.2	86400	-	35,159.0
5439000	3/2/2016	26.3	26.3	0.2732	7.18	6239	52.8818%	Fecal		CFU/100 mL	200	283.2	86400	-	35,159.0
5439000	7/5/2017	26.3	26.3	0.2732	7.18	6239	52.8818%	Fecal		CFU/100 mL	200	283.2	86400	-	35,159.0
5439000	7/26/2008	26.2	26.2	0.2732	7.16	6245	52.9327%	Fecal		CFU/100 mL	200	283.2	86400	-	35,025.4
5439000	11/29/2008	26.2	26.2	0.2732	7.16	6245	52.9327%	Fecal		CFU/100 mL	200	283.2	86400	-	35,025.4
5439000	2/15/2010	26.2	26.2	0.2732	7.16	6245	52.9327%	Fecal		CFU/100 mL	200	283.2	86400	-	35,025.4
5439000	7/6/2017	26.2	26.2	0.2732	7.16	6245	52.9327%	Fecal		CFU/100 mL	200	283.2	86400	-	35,025.4
5439000	12/2/2001	26.1	26.1	0.2732	7.13	6249	52.9666%	Fecal		CFU/100 mL	200	283.2	86400	-	34,891.7
5439000	12/5/2001	26.1	26.1	0.2732	7.13	6249	52.9666%	Fecal		CFU/100 mL	200	283.2	86400	-	34,891.7
5439000	5/18/2007	26.1	26.1	0.2732	7.13	6249	52.9666%	Fecal		CFU/100 mL	200	283.2	86400	-	34,891.7
5439000	2/24/2010	26.1	26.1	0.2732	7.13	6249	52.9666%	Fecal		CFU/100 mL	200	283.2	86400	-	34,891.7
5439000	4/8/2012	26.1	26.1	0.2732	7.13	6249	52.9666%	Fecal		CFU/100 mL	200	283.2	86400	-	34,891.7
5439000	5/26/2014	26.1	26.1	0.2732	7.13	6249	52.9666%	Fecal		CFU/100 mL	200	283.2	86400	-	34,891.7
5439000	7/4/2016	26.1	26.1	0.2732	7.13	6249	52.9666%	Fecal		CFU/100 mL	200	283.2	86400	-	34,891.7
5439000	12/25/2018	26.1	26.1	0.2732	7.13	6249	52.9666%	Fecal		CFU/100 mL	200	283.2	86400	-	34,891.7
5439000	8/12/2019	26.1	26.1	0.2732	7.13	6249	52.9666%	Fecal		CFU/100 mL	200	283.2	86400	-	34,891.7
5439000	8/9/1990	26	26	0.2732	7.10	6258	53.0429%	Fecal		CFU/100 mL	200	283.2	86400	-	34,758.0
5439000	10/11/1990	26	26	0.2732	7.10	6258	53.0429%	Fecal		CFU/100 mL	200	283.2	86400	-	34,758.0
5439000	1/16/1991	26	26	0.2732	7.10	6258	53.0429%	Fecal		CFU/100 mL	200	283.2	86400	-	34,758.0
5439000	1/18/1991	26	26	0.2732	7.10	6258	53.0429%	Fecal		CFU/100 mL	200	283.2	86400	-	34,758.0
5439000	1/19/1991	26	26	0.2732	7.10	6258	53.0429%	Fecal		CFU/100 mL	200	283.2	86400	-	34,758.0
5439000	1/23/1991	26	26	0.2732	7.10	6258	53.0429%	Fecal		CFU/100 mL	200	283.2	86400	-	34,758.0
5439000	2/28/1991	26	26	0.2732	7.10	6258	53.0429%	Fecal		CFU/100 mL	200	283.2	86400	-	34,758.0
5439000	5/18/1992	26	26	0.2732	7.10	6258	53.0429%	Fecal		CFU/100 mL	200	283.2	86400	-	34,758.0
5439000	7/19/1992	26	26	0.2732	7.10	6258	53.0429%	Fecal		CFU/100 mL	200	283.2	86400	-	34,758.0
5439000	7/24/1992	26	26	0.2732	7.10	6258	53.0429%	Fecal		CFU/100 mL	200	283.2	86400	-	34,758.0
5439000	9/21/1992	26	26	0.2732	7.10	6258	53.0429%	Fecal		CFU/100 mL	200	283.2	86400	-	34,758.0
5439000	8/17/1993	26	26	0.2732	7.10	6258	53.0429%	Fecal		CFU/100 mL	200	283.2	86400	-	34,758.0
5439000	8/28/1993	26	26	0.2732	7.10	6258	53.0429%	Fecal		CFU/100 mL	200	283.2	86400	-	34,758.0
5439000	7/15/1994	26	26	0.2732	7.10	6258	53.0429%	Fecal		CFU/100 mL	200	283.2	86400	-	34,758.0
5439000	7/12/1995	26	26	0.2732	7.10	6258	53.0429%	Fecal		CFU/100 mL	200	283.2	86400	-	34,758.0
5439000	7/13/1995	26	26	0.2732	7.10	6258	53.0429%	Fecal		CFU/100 mL	200	283.2	86400	-	34,758.0
5439000	12/9/1995	26	26	0.2732	7.10	6258	53.0429%	Fecal		CFU/100 mL	200	283.2	86400	-	34,758.0
5439000	4/18/1996	26	26	0.2732	7.10	6258	53.0429%	Fecal		CFU/100 mL	200	283.2	86400	-	34,758.0
5439000	4/21/1996	26	26	0.2732	7.10	6258	53.0429%	Fecal		CFU/100 mL	200	283.2	86400	-	34,758.0
5439000	7/11/1996	26	26	0.2732	7.10	6258	53.0429%	Fecal		CFU/100 mL	200	283.2	86400	-	34,758.0
5439000	8/29/1996	26	26	0.2732	7.10	6258	53.0429%	Fecal		CFU/100 mL	200	283.2	86400	-	34,758.0
5439000	2/6/1997	26	26	0.2732	7.10	6258	53.0429%	Fecal		CFU/100 mL	200	283.2	86400	-	34,758.0
5439000	6/19/1997	26	26	0.2732	7.10	6258	53.0429%	Fecal		CFU/100 mL	200	283.2	86400	-	34,758.0
5439000	11/6/1998	26	26	0.2732	7.10	6258	53.0429%	Fecal		CFU/100 mL	200	283.2	86400	-	34,758.0
5439000	12/1/1998	26	26	0.2732	7.10	6258	53.0429%	Fecal		CFU/100 mL	200	283.2	86400	-	34,758.0
5439000	7/9/1999	26	26	0.2732	7.10	6258	53.0429%	Fecal		CFU/100 mL	200	283.2	86400	-	34,758.0
5439000	5/26/2000	26	26	0.2732	7.10	6258	53.0429%	Fecal		CFU/100 mL	200	283.2	86400	-	34,758.0
5439000	11/1/2001	26	26	0.2732	7.10	6258	53.0429%	Fecal		CFU/100 mL	200	283.2	86400	-	34,758.0
5439000	12/4/2001	26	26	0.2732	7.10	6258	53.0429%	Fecal		CFU/100 mL	200	283.2	86400	-	34,758.0
5439000	2/21/2004	26	26	0.2732	7.10	6258	53.0429%	Fecal		CFU/100 mL	200	283.2	86400	-	34,758.0
5439000	1/22/2005	26	26	0.2732	7.10	6258	53.0429%	Fecal		CFU/100 mL	200	283.2	86400	-	34,758.0
5439000	5/13/2005	26	26	0.2732	7.10	6258	53.0429%	Fecal		CFU/100 mL	200	283.2	86400	-	34,758.0
5439000	2/25/2010	26	26	0.2732	7.10	6258	53.0429%	Fecal		CFU/100 mL	200	283.2	86400	-	34,758.0
5439000	10/28/2016	26	26	0.2732	7.10	6258	53.0429%	Fecal		CFU/100 mL	200	283.2	86400	-	34,758.0
5439000	1/1/2017	26	26	0.2732	7.10	6258	53.0429%	Fecal		CFU/100 mL	200	283.2	86400	-	34,758.0
5439000	1/9/2017	26	26	0.2732	7.10	6258	53.0429%	Fecal		CFU/100 mL	200	283.2	86400	-	34,758.0
5439000	7/1/2017	26	26	0.2732	7.10	6258	53.0429%	Fecal		CFU/100 mL	200	283.2	86400	-	34,758.0
5439000	3/25/2018	26	26	0.2732	7.10	6258	53.0429%	Fecal		CFU/100 mL	200	283.2	86400	-	34,758.0
5439000	11/20/1993	25.9	25.9	0.2732	7.08	6296	53.3650%	Fecal		CFU/100 mL	200	283.2	86400	-	34,624.3
5439000	7/1/2002	25.9	25.9	0.2732	7.08	6296	53.3650%	Fecal		CFU/100 mL	200	283.2	86400	-	34,624.3
5439000	4/17/2004	25.9	25.9	0.2732	7.08	6296	53.3650%	Fecal		CFU/100 mL	200	283.2	86400	-	34,624.3
5439000	4/14/2005	25.9	25.9	0.2732	7.08	6296	53.3650%	Fecal		CFU/100 mL	200	283.2	86400	-	34,624.3
5439000	5/20/2007	25.9	25.9	0.2732	7.08	6296	53.3650%	Fecal		CFU/100 mL	200	283.2	86400	-	34,624.3

Gage ID	Date	Discharge (CFS)	Gage Discharge (less Surrogate NPDES) (CFS)	Watershed Area Ratio	Calculated flow (CFS)	Rank	Flow Exceedance %	Parameter	Results	Units (mg or micro_gram	Limit/Standard	100mL/CF	sec/day	Actual Load (million colonies/day)	Allowable Load (million colonies/day)
5439000	5/4/2014	25.9	25.9	0.2732	7.08	6296	53.3650%	Fecal		CFU/100 mL	200	283.2	86400	-	34,624.3
5439000	5/13/2014	25.9	25.9	0.2732	7.08	6296	53.3650%	Fecal		CFU/100 mL	200	283.2	86400	-	34,624.3
5439000	9/3/2016	25.9	25.9	0.2732	7.08	6296	53.3650%	Fecal		CFU/100 mL	200	283.2	86400	-	34,624.3
5439000	12/11/2017	25.9	25.9	0.2732	7.08	6296	53.3650%	Fecal		CFU/100 mL	200	283.2	86400	-	34,624.3
5439000	7/3/2020	25.9	25.9	0.2732	7.08	6296	53.3650%	Fecal		CFU/100 mL	200	283.2	86400	-	34,624.3
5439000	12/11/2021	25.9	25.9	0.2732	7.08	6296	53.3650%	Fecal		CFU/100 mL	200	283.2	86400	-	34,624.3
5439000	7/16/1994	25.8	25.8	0.2732	7.05	6307	53.4582%	Fecal		CFU/100 mL	200	283.2	86400	-	34,490.6
5439000	7/17/1994	25.8	25.8	0.2732	7.05	6307	53.4582%	Fecal		CFU/100 mL	200	283.2	86400	-	34,490.6
5439000	6/10/2003	25.8	25.8	0.2732	7.05	6307	53.4582%	Fecal		CFU/100 mL	200	283.2	86400	-	34,490.6
5439000	12/11/2007	25.8	25.8	0.2732	7.05	6307	53.4582%	Fecal		CFU/100 mL	200	283.2	86400	-	34,490.6
5439000	2/20/2010	25.8	25.8	0.2732	7.05	6307	53.4582%	Fecal		CFU/100 mL	200	283.2	86400	-	34,490.6
5439000	5/9/2014	25.8	25.8	0.2732	7.05	6307	53.4582%	Fecal		CFU/100 mL	200	283.2	86400	-	34,490.6
5439000	4/30/2021	25.8	25.8	0.2732	7.05	6307	53.4582%	Fecal		CFU/100 mL	200	283.2	86400	-	34,490.6
5439000	9/4/2008	25.7	25.7	0.2732	7.02	6314	53.5175%	Fecal		CFU/100 mL	200	283.2	86400	-	34,356.9
5439000	7/15/2010	25.7	25.7	0.2732	7.02	6314	53.5175%	Fecal		CFU/100 mL	200	283.2	86400	-	34,356.9
5439000	4/10/2012	25.7	25.7	0.2732	7.02	6314	53.5175%	Fecal		CFU/100 mL	200	283.2	86400	-	34,356.9
5439000	1/14/2018	25.7	25.7	0.2732	7.02	6314	53.5175%	Fecal		CFU/100 mL	200	283.2	86400	-	34,356.9
5439000	6/25/2006	25.6	25.6	0.2732	6.99	6318	53.5514%	Fecal		CFU/100 mL	200	283.2	86400	-	34,223.2
5439000	6/8/2012	25.6	25.6	0.2732	6.99	6318	53.5514%	Fecal		CFU/100 mL	200	283.2	86400	-	34,223.2
5439000	2/23/2014	25.6	25.6	0.2732	6.99	6318	53.5514%	Fecal		CFU/100 mL	200	283.2	86400	-	34,223.2
5439000	7/24/2014	25.6	25.6	0.2732	6.99	6318	53.5514%	Fecal		CFU/100 mL	200	283.2	86400	-	34,223.2
5439000	11/30/2014	25.6	25.6	0.2732	6.99	6318	53.5514%	Fecal		CFU/100 mL	200	283.2	86400	-	34,223.2
5439000	3/7/2016	25.6	25.6	0.2732	6.99	6318	53.5514%	Fecal		CFU/100 mL	200	283.2	86400	-	34,223.2
5439000	1/31/2018	25.6	25.6	0.2732	6.99	6318	53.5514%	Fecal		CFU/100 mL	200	283.2	86400	-	34,223.2
5439000	12/28/2019	25.6	25.6	0.2732	6.99	6318	53.5514%	Fecal		CFU/100 mL	200	283.2	86400	-	34,223.2
5439000	10/27/2021	25.6	25.6	0.2732	6.99	6318	53.5514%	Fecal		CFU/100 mL	200	283.2	86400	-	34,223.2
5439000	4/18/1994	25.5	25.5	0.2732	6.97	6327	53.6277%	Fecal		CFU/100 mL	200	283.2	86400	-	34,089.6
5439000	4/26/2006	25.5	25.5	0.2732	6.97	6327	53.6277%	Fecal		CFU/100 mL	200	283.2	86400	-	34,089.6
5439000	5/19/2007	25.5	25.5	0.2732	6.97	6327	53.6277%	Fecal		CFU/100 mL	200	283.2	86400	-	34,089.6
5439000	4/17/1994	25.4	25.4	0.2732	6.94	6330	53.6532%	Fecal		CFU/100 mL	200	283.2	86400	-	33,955.9
5439000	6/5/2006	25.4	25.4	0.2732	6.94	6330	53.6532%	Fecal		CFU/100 mL	200	283.2	86400	-	33,955.9
5439000	7/30/2015	25.4	25.4	0.2732	6.94	6330	53.6532%	Fecal		CFU/100 mL	200	283.2	86400	-	33,955.9
5439000	10/17/2018	25.4	25.4	0.2732	6.94	6330	53.6532%	Fecal		CFU/100 mL	200	283.2	86400	-	33,955.9
5439000	8/15/1994	25.3	25.3	0.2732	6.91	6334	53.6871%	Fecal		CFU/100 mL	200	283.2	86400	-	33,822.2
5439000	4/9/2005	25.3	25.3	0.2732	6.91	6334	53.6871%	Fecal		CFU/100 mL	200	283.2	86400	-	33,822.2
5439000	5/1/2021	25.3	25.3	0.2732	6.91	6334	53.6871%	Fecal		CFU/100 mL	200	283.2	86400	-	33,822.2
5439000	7/14/1994	25.2	25.2	0.2732	6.88	6337	53.7125%	Fecal		CFU/100 mL	200	283.2	86400	-	33,688.5
5439000	8/19/1994	25.2	25.2	0.2732	6.88	6337	53.7125%	Fecal		CFU/100 mL	200	283.2	86400	-	33,688.5
5439000	1/7/2011	25.2	25.2	0.2732	6.88	6337	53.7125%	Fecal		CFU/100 mL	200	283.2	86400	-	33,688.5
5439000	8/8/2017	25.2	25.2	0.2732	6.88	6337	53.7125%	Fecal		CFU/100 mL	200	283.2	86400	-	33,688.5
5439000	7/10/1994	25.1	25.1	0.2732	6.86	6341	53.7464%	Fecal		CFU/100 mL	200	283.2	86400	-	33,554.8
5439000	4/25/2005	25.1	25.1	0.2732	6.86	6341	53.7464%	Fecal		CFU/100 mL	200	283.2	86400	-	33,554.8
5439000	6/9/2012	25.1	25.1	0.2732	6.86	6341	53.7464%	Fecal		CFU/100 mL	200	283.2	86400	-	33,554.8
5439000	1/11/1990	25	25	0.2732	6.83	6344	53.7718%	Fecal		CFU/100 mL	200	283.2	86400	-	33,421.1
5439000	7/31/1990	25	25	0.2732	6.83	6344	53.7718%	Fecal		CFU/100 mL	200	283.2	86400	-	33,421.1
5439000	11/26/1990	25	25	0.2732	6.83	6344	53.7718%	Fecal		CFU/100 mL	200	283.2	86400	-	33,421.1
5439000	1/17/1991	25	25	0.2732	6.83	6344	53.7718%	Fecal		CFU/100 mL	200	283.2	86400	-	33,421.1
5439000	1/20/1991	25	25	0.2732	6.83	6344	53.7718%	Fecal		CFU/100 mL	200	283.2	86400	-	33,421.1
5439000	1/21/1991	25	25	0.2732	6.83	6344	53.7718%	Fecal		CFU/100 mL	200	283.2	86400	-	33,421.1
5439000	1/22/1991	25	25	0.2732	6.83	6344	53.7718%	Fecal		CFU/100 mL	200	283.2	86400	-	33,421.1
5439000	1/24/1991	25	25	0.2732	6.83	6344	53.7718%	Fecal		CFU/100 mL	200	283.2	86400	-	33,421.1
5439000	1/25/1991	25	25	0.2732	6.83	6344	53.7718%	Fecal		CFU/100 mL	200	283.2	86400	-	33,421.1
5439000	1/26/1991	25	25	0.2732	6.83	6344	53.7718%	Fecal		CFU/100 mL	200	283.2	86400	-	33,421.1
5439000	1/27/1991	25	25	0.2732	6.83	6344	53.7718%	Fecal		CFU/100 mL	200	283.2	86400	-	33,421.1
5439000	1/28/1991	25	25	0.2732	6.83	6344	53.7718%	Fecal		CFU/100 mL	200	283.2	86400	-	33,421.1
5439000	2/1/1991	25	25	0.2732	6.83	6344	53.7718%	Fecal		CFU/100 mL	200	283.2	86400	-	33,421.1
5439000	8/8/1991	25	25	0.2732	6.83	6344	53.7718%	Fecal		CFU/100 mL	200	283.2	86400	-	33,421.1
5439000	11/24/1991	25	25	0.2732	6.83	6344	53.7718%	Fecal		CFU/100 mL	200	283.2	86400	-	33,421.1
5439000	11/26/1991	25	25	0.2732	6.83	6344	53.7718%	Fecal		CFU/100 mL	200	283.2	86400	-	33,421.1
5439000	11/28/1991	25	25	0.2732	6.83	6344	53.7718%	Fecal		CFU/100 mL	200	283.2	86400	-	33,421.1
5439000	2/14/1992	25	25	0.2732	6.83	6344	53.7718%	Fecal		CFU/100 mL	200	283.2	86400	-	33,421.1
5439000	5/19/1992	25	25	0.2732	6.83	6344	53.7718%	Fecal		CFU/100 mL	200	283.2	86400	-	33,421.1
5439000	5/22/1992	25	25	0.2732	6.83	6344	53.7718%	Fecal		CFU/100 mL	200	283.2	86400	-	33,421.1
5439000	1/24/1994	25	25	0.2732	6.83	6344	53.7718%	Fecal		CFU/100 mL	200	283.2	86400	-	33,421.1
5439000	2/16/1994	25	25	0.2732	6.83	6344	53.7718%	Fecal		CFU/100 mL	200	283.2	86400	-	33,421.1
5439000	10/6/1995	25	25	0.2732	6.83	6344	53.7718%	Fecal		CFU/100 mL	200	283.2	86400	-	33,421.1
5439000	11/6/1995	25	25	0.2732	6.83	6344	53.7718%	Fecal		CFU/100 mL	200	283.2	86400	-	33,421.1
5439000	12/4/1995	25	25	0.2732	6.83	6344	53.7718%	Fecal		CFU/100 mL	200	283.2	86400	-	33,421.1
5439000	12/10/1995	25	25	0.2732	6.83	6344	53.7718%	Fecal		CFU/100 mL	200	283.2	86400	-	33,421.1
5439000	1/20/1996	25	25	0.2732	6.83	6344	53.7718%	Fecal		CFU/100 mL	200	283.2	86400	-	33,421.1
5439000	2/28/1996	25	25	0.2732	6.83	6344	53.7718%	Fecal		CFU/100 mL	200	283.2	86400	-	33,421.1
5439000	3/26/1996	25	25	0.2732	6.83	6344	53.7718%	Fecal		CFU/100 mL	200	283.2	86400	-	33,421.1
5439000	7/14/1996	25	25	0.2732	6.83	6344	53.7718%	Fecal		CFU/100 mL	200	283.2	86400	-	33,421.1
5439000	9/27/1996	25	25	0.2732	6.83	6344	53.7718%	Fecal		CFU/100 mL	200	283.2	86400	-	33,421.1
5439000	12/20/1996	25	25	0.2732	6.83	6344	53.7718%	Fecal		CFU/100 mL	200	283.2	86400	-	33,421.1
5439000	12/21/1996	25	25	0.2732	6.83	6344	53.7718%	Fecal		CFU/100 mL	200	283.2	86400	-	33,421.1
5439000	12/28/1996	25	25	0.2732	6.83	6344	53.7718%	Fecal		CFU/100 mL	200	283.2	86400	-	33,421.1
5439000	1/11/1997	25	25	0.2732	6.83	6344	53.7718%	Fecal		CFU/100 mL	200	283.2	86400	-	33,421.1
5439000	1/25/1997	25	25	0.2732	6.83	6344	53.7718%	Fecal		CFU/100 mL	200	283.2	86400	-	33,421.1
5439000	2/5/1997	25	25	0.2732	6.83	6344	53.7718%	Fecal		CFU/100 mL	200	283.2	86400	-	33,421.1
5439000	2/18/1997	25	25	0.2732	6.83	6344	53.7718%	Fecal		CFU/100 mL	200	283.2	86400	-	33,421.1
5439000	6/20/1997	25	25	0.2732	6.83	6344	53.7718%	Fecal		CFU/100 mL	200	283.2	86400	-	33,421.1
5439000	6/21/1997	25	25	0.2732	6.83	6344	53.7718%	Fecal		CFU/100 mL	200	283.2	86400	-	33,421.1
5439000	7/2/1997	25	25	0.2732	6.83	6344	53.7718%	Fecal		CFU/100 mL	200	283.2	86400	-	33,421.1
5439000	11/9/1998	25	25	0.2732	6.83	6344	53.7718%	Fecal		CFU/100 mL	200	283.2	86400	-	33,421.1
5439000	12/22/1998	25	25	0.2732	6.83	6344	53.7718%	Fecal		CFU/100 mL	200	283.2	86400	-	33,421.1
5439000	7/23/1999	25	25	0.2732	6.83	6344	53.7718%	Fecal		CFU/100 mL	200	283.2	86400	-	33,421.1
5439000	10/1/1999	25	25	0.2732	6.83	6344	53.7718%	Fecal		CFU/100 mL	200	283.2	86400	-	33,421.1
5439000	3/24/2000	25	25	0.2732	6.83	6344	53.7718%	Fecal		CFU/100 mL	200	283.2	86400	-	33,421.1
5439000	4/17/2000	25	25	0.2732	6.83	6344	53.7718%	Fecal		CFU/100 mL	200	283.2	86400	-	33,421.1
5439000	5/30/2000	25	25	0.2732	6.83	6344	53.7718%	Fecal		CFU/100 mL	200	283.2	86400	-	33,421.1
5439000	5/23/2001	25	25	0.2732	6.83	6344	53.7718%	Fecal		CFU/100 mL	200	283.2	86400	-	33,421.1
5439000	6/27/2001	25	25	0.2732	6.83	6344	53.7718%	Fecal		CFU/100 mL	200	283.2	86400	-	33,421.1
5439000	12/6/2001	25	25	0.2732	6.83	6344	53.7718%	Fecal		CFU/100 mL	200	283.2	86400	-	33,421.1
5439000	4/18/2004	25	25	0.2732	6.83	6344	53.7718%	Fecal		CFU/100 mL	200	283.2	86400	-	33,421.1
5439000	4/15/2005	25	25	0.2732	6.83	6344	53.7718%	Fecal		CFU/100 mL	200	283.2	86400	-	33,421.1
5439000	2/9/2008	25	25	0.2732	6.83	6344	53.7718%	Fecal		CFU/100 mL	200	283.2	86400	-	33,421.1
5439000	2/19/2010	25	25	0.2732	6.83	6344	53.7718%	Fecal		CFU/100 mL	200	283.2	86400	-	33,421.1
5439000	2/16/2013	25	25	0.2732	6.83	6344	53.7718%	Fecal		CFU/100 mL	200	283.2	86400	-	33,421.1
5439000	2/18/2013	25	25	0.2732	6.83	6344	53.7718%	Fecal		CFU/100 mL	200	283.2	86400	-	33,421.1
5439000	1/2/2017	25	25	0.2732	6.83	6344	53.7718%	Fecal		CFU/100 mL	200	283.2	86400	-	33,421.1
5439000	2/10/2002	24.9	24.9	0.2732	6.80	6402	54.2634%	Fecal		CFU/100 mL	200	283.2	86400	-	33,287.5
5439000	11/28/2004	24.9	24.9	0.2732	6.80	6402	54.2634%	Fecal		CFU/100 mL	200	283.2	86400	-	33,287.5
5439000	4/18/2005	24.9	24.9	0.2732	6.80	6402	54.2634%	Fecal		CFU/100 mL	200	283.2	86400	-	33,287.5
5439000	7/4/2006	24.9	24.9	0.2732	6.80	6402	54.2634%	Fecal		CFU/100 mL	200	283.2	86400	-	33,287.5
5439000	8/3/2006	24.9	24.9	0.2732	6.80	6402	54.2634%	Fecal		CFU/100 mL	200	283.2	86400	-	33,287.5
5439000	7/15/2009	24.9	24.9	0.2732	6.80	6402	54.2634%	Fecal		CFU/100 mL	200	283.2	86400	-	33,287.5
5439000	2/18/2010	24.9	24.9	0.2732	6.80	6402	54.2634%	Fecal		CFU/100 mL	200	283.2	86400	-	33,287.5
5439000	12/24/2001	24.8	24.8	0.2732	6.77	6409	54.3228%	Fecal		CFU/100 mL	200	283.2	86400	-	33,153.8
5439000	6/11/2003	24.8	24.8	0.2732	6.77	6409	54.3228%	Fecal		CFU/100 mL	200	283.2	86400	-	33,153.8
5439000	2/28/2010	24.8	24.8	0.2732	6.77	6409	54.3228%	Fecal		CFU/100 mL	200	283.2	86400	-	33,153.8
5439000	6/2/2014	24.8	24.8	0.2732	6.77	6409	54.3228%	Fecal		CFU/100 mL	200	283.2	86400	-	33,153.8
5439000	1/4/2017	24.8	24.8	0.2732	6.77	6409	54.3228%	Fecal		CFU/100 mL	200	283.2	86400	-	33,153.8
5439000	1/8/2017	24.8	24.8	0.2732	6.77	6409	54.3228%	Fecal		CFU/100 mL	200	283.2	86400	-	33,153.8
5439000	4/14/2018	24.8	24.8	0.2732	6.77	6409	54.3228%	Fecal		CFU/100 mL	200	283.2	86400	-	33,153.8
5439000	11/30/1993	24.7	24.7	0.2732	6.75	6416	54.3821%	Fecal		CFU/100 mL	200	283.2	86400	-	33,020.1
5439000	4/10/1994	24.7	24.7	0.2732	6.75	6416	54.3821%	Fecal		CFU/100 mL	200	283.2	86400	-	33,020.1
5439000	8/14/2002	24.7	24.7	0.2732	6.75	6416	54.3821%	Fecal		CFU/100 mL	200	283.2	86400	-	33,020.1
5439000	4/17/2005	24.7	24.7	0.2732	6.75	6416	54.3821%	Fecal		CFU/100 mL	200	283.2	86400	-	33,020.1
5439000	12/7/2008	24.7	24.7	0.2732	6.75	6416	54.3821%	Fecal		CFU/100 mL	200	283.2	86400	-	33,020.1
5439000	1/3/2017	24.7	24.7	0.2732	6.75	6416	54.3821%	Fecal		CFU/100 mL	200	283.2	86400	-	33,020.1
5439000	7/13/2017	24.7	24.7	0.2732	6.75	6416	54.3821%	Fecal		CFU/100 mL	200	283.2	86400	-	33,020.1
5439000	7/2/2002	24.6	24.6	0.2732	6.72	6423	54.4414%	Fecal		CFU/100 mL	200	283.2	86400	-	32,886.4
5439000	7/8/2004	24.6	24.6	0.2732	6.72	6423	54.4414%	Fecal		CFU/100 mL	200	283.2	86400	-	32,886.4
5439000	2/7/2013	24.6	24.6	0.2732	6.72	6423	54.4414%	Fecal		CFU/100 mL	200	283.2	86400	-	32,886.4
5439000	4/19/2004	24.5	24.5	0.2732	6.69	6426	54.4669%	Fecal		CFU/100 mL	200	283.2	86400	-	32,752.7

Gage ID	Date	Discharge (CFS)	Gage Discharge (less Surrogate NPDES) (CFS)	Watershed Area Ratio	Calculated flow (CFS)	Rank	Flow Exceedance %	Parameter	Results	Units (mg or micro_gram	Limit/Standard	100mL/CF	sec/day	Actual Load (million colonies/day)	Allowable Load (million colonies/day)
5439000	4/26/2005	24.5	24.5	0.2732	6.69	6426	54.4669%	Fecal		CFU/100 mL	200	283.2	86400	-	32,752.7
5439000	5/23/2005	24.5	24.5	0.2732	6.69	6426	54.4669%	Fecal		CFU/100 mL	200	283.2	86400	-	32,752.7
5439000	6/6/2006	24.5	24.5	0.2732	6.69	6426	54.4669%	Fecal		CFU/100 mL	200	283.2	86400	-	32,752.7
5439000	8/2/2010	24.5	24.5	0.2732	6.69	6426	54.4669%	Fecal		CFU/100 mL	200	283.2	86400	-	32,752.7
5439000	11/12/2015	24.5	24.5	0.2732	6.69	6426	54.4669%	Fecal		CFU/100 mL	200	283.2	86400	-	32,752.7
5439000	4/19/1994	24.4	24.4	0.2732	6.67	6432	54.5177%	Fecal		CFU/100 mL	200	283.2	86400	-	32,619.0
5439000	5/14/2005	24.4	24.4	0.2732	6.67	6432	54.5177%	Fecal		CFU/100 mL	200	283.2	86400	-	32,619.0
5439000	7/18/2013	24.4	24.4	0.2732	6.67	6432	54.5177%	Fecal		CFU/100 mL	200	283.2	86400	-	32,619.0
5439000	9/5/2014	24.4	24.4	0.2732	6.67	6432	54.5177%	Fecal		CFU/100 mL	200	283.2	86400	-	32,619.0
5439000	1/5/2017	24.4	24.4	0.2732	6.67	6432	54.5177%	Fecal		CFU/100 mL	200	283.2	86400	-	32,619.0
5439000	1/6/2017	24.4	24.4	0.2732	6.67	6432	54.5177%	Fecal		CFU/100 mL	200	283.2	86400	-	32,619.0
5439000	1/7/2017	24.4	24.4	0.2732	6.67	6432	54.5177%	Fecal		CFU/100 mL	200	283.2	86400	-	32,619.0
5439000	4/21/2018	24.4	24.4	0.2732	6.67	6432	54.5177%	Fecal		CFU/100 mL	200	283.2	86400	-	32,619.0
5439000	12/21/2001	24.3	24.3	0.2732	6.64	6440	54.5855%	Fecal		CFU/100 mL	200	283.2	86400	-	32,485.3
5439000	11/3/2003	24.3	24.3	0.2732	6.64	6440	54.5855%	Fecal		CFU/100 mL	200	283.2	86400	-	32,485.3
5439000	4/19/2005	24.3	24.3	0.2732	6.64	6440	54.5855%	Fecal		CFU/100 mL	200	283.2	86400	-	32,485.3
5439000	8/21/2009	24.3	24.3	0.2732	6.64	6440	54.5855%	Fecal		CFU/100 mL	200	283.2	86400	-	32,485.3
5439000	11/28/2014	24.3	24.3	0.2732	6.64	6440	54.5855%	Fecal		CFU/100 mL	200	283.2	86400	-	32,485.3
5439000	12/26/2018	24.3	24.3	0.2732	6.64	6440	54.5855%	Fecal		CFU/100 mL	200	283.2	86400	-	32,485.3
5439000	4/7/2012	24.2	24.2	0.2732	6.61	6446	54.6364%	Fecal		CFU/100 mL	200	283.2	86400	-	32,351.7
5439000	4/7/2018	24.2	24.2	0.2732	6.61	6446	54.6364%	Fecal		CFU/100 mL	200	283.2	86400	-	32,351.7
5439000	12/16/2020	24.2	24.2	0.2732	6.61	6446	54.6364%	Fecal		CFU/100 mL	200	283.2	86400	-	32,351.7
5439000	4/11/2012	24.1	24.1	0.2732	6.58	6449	54.6618%	Fecal		CFU/100 mL	200	283.2	86400	-	32,218.0
5439000	9/6/2020	24.1	24.1	0.2732	6.58	6449	54.6618%	Fecal		CFU/100 mL	200	283.2	86400	-	32,218.0
5439000	1/22/1990	24	24	0.2732	6.56	6451	54.6788%	Fecal		CFU/100 mL	200	283.2	86400	-	32,084.3
5439000	1/24/1990	24	24	0.2732	6.56	6451	54.6788%	Fecal		CFU/100 mL	200	283.2	86400	-	32,084.3
5439000	8/31/1990	24	24	0.2732	6.56	6451	54.6788%	Fecal		CFU/100 mL	200	283.2	86400	-	32,084.3
5439000	10/17/1990	24	24	0.2732	6.56	6451	54.6788%	Fecal		CFU/100 mL	200	283.2	86400	-	32,084.3
5439000	10/22/1990	24	24	0.2732	6.56	6451	54.6788%	Fecal		CFU/100 mL	200	283.2	86400	-	32,084.3
5439000	1/29/1991	24	24	0.2732	6.56	6451	54.6788%	Fecal		CFU/100 mL	200	283.2	86400	-	32,084.3
5439000	7/3/1991	24	24	0.2732	6.56	6451	54.6788%	Fecal		CFU/100 mL	200	283.2	86400	-	32,084.3
5439000	5/20/1992	24	24	0.2732	6.56	6451	54.6788%	Fecal		CFU/100 mL	200	283.2	86400	-	32,084.3
5439000	5/21/1992	24	24	0.2732	6.56	6451	54.6788%	Fecal		CFU/100 mL	200	283.2	86400	-	32,084.3
5439000	7/2/1992	24	24	0.2732	6.56	6451	54.6788%	Fecal		CFU/100 mL	200	283.2	86400	-	32,084.3
5439000	7/23/1992	24	24	0.2732	6.56	6451	54.6788%	Fecal		CFU/100 mL	200	283.2	86400	-	32,084.3
5439000	7/30/1992	24	24	0.2732	6.56	6451	54.6788%	Fecal		CFU/100 mL	200	283.2	86400	-	32,084.3
5439000	9/29/1992	24	24	0.2732	6.56	6451	54.6788%	Fecal		CFU/100 mL	200	283.2	86400	-	32,084.3
5439000	8/11/1993	24	24	0.2732	6.56	6451	54.6788%	Fecal		CFU/100 mL	200	283.2	86400	-	32,084.3
5439000	8/18/1993	24	24	0.2732	6.56	6451	54.6788%	Fecal		CFU/100 mL	200	283.2	86400	-	32,084.3
5439000	1/6/1994	24	24	0.2732	6.56	6451	54.6788%	Fecal		CFU/100 mL	200	283.2	86400	-	32,084.3
5439000	1/23/1994	24	24	0.2732	6.56	6451	54.6788%	Fecal		CFU/100 mL	200	283.2	86400	-	32,084.3
5439000	7/14/1995	24	24	0.2732	6.56	6451	54.6788%	Fecal		CFU/100 mL	200	283.2	86400	-	32,084.3
5439000	7/20/1995	24	24	0.2732	6.56	6451	54.6788%	Fecal		CFU/100 mL	200	283.2	86400	-	32,084.3
5439000	4/23/1996	24	24	0.2732	6.56	6451	54.6788%	Fecal		CFU/100 mL	200	283.2	86400	-	32,084.3
5439000	5/5/1996	24	24	0.2732	6.56	6451	54.6788%	Fecal		CFU/100 mL	200	283.2	86400	-	32,084.3
5439000	5/6/1996	24	24	0.2732	6.56	6451	54.6788%	Fecal		CFU/100 mL	200	283.2	86400	-	32,084.3
5439000	12/22/1996	24	24	0.2732	6.56	6451	54.6788%	Fecal		CFU/100 mL	200	283.2	86400	-	32,084.3
5439000	12/24/1996	24	24	0.2732	6.56	6451	54.6788%	Fecal		CFU/100 mL	200	283.2	86400	-	32,084.3
5439000	1/23/1997	24	24	0.2732	6.56	6451	54.6788%	Fecal		CFU/100 mL	200	283.2	86400	-	32,084.3
5439000	2/7/1997	24	24	0.2732	6.56	6451	54.6788%	Fecal		CFU/100 mL	200	283.2	86400	-	32,084.3
5439000	11/7/1998	24	24	0.2732	6.56	6451	54.6788%	Fecal		CFU/100 mL	200	283.2	86400	-	32,084.3
5439000	12/2/1998	24	24	0.2732	6.56	6451	54.6788%	Fecal		CFU/100 mL	200	283.2	86400	-	32,084.3
5439000	12/3/1998	24	24	0.2732	6.56	6451	54.6788%	Fecal		CFU/100 mL	200	283.2	86400	-	32,084.3
5439000	10/4/1999	24	24	0.2732	6.56	6451	54.6788%	Fecal		CFU/100 mL	200	283.2	86400	-	32,084.3
5439000	3/21/2000	24	24	0.2732	6.56	6451	54.6788%	Fecal		CFU/100 mL	200	283.2	86400	-	32,084.3
5439000	3/25/2000	24	24	0.2732	6.56	6451	54.6788%	Fecal		CFU/100 mL	200	283.2	86400	-	32,084.3
5439000	3/27/2000	24	24	0.2732	6.56	6451	54.6788%	Fecal		CFU/100 mL	200	283.2	86400	-	32,084.3
5439000	5/29/2000	24	24	0.2732	6.56	6451	54.6788%	Fecal		CFU/100 mL	200	283.2	86400	-	32,084.3
5439000	10/7/2000	24	24	0.2732	6.56	6451	54.6788%	Fecal		CFU/100 mL	200	283.2	86400	-	32,084.3
5439000	11/7/2000	24	24	0.2732	6.56	6451	54.6788%	Fecal		CFU/100 mL	200	283.2	86400	-	32,084.3
5439000	11/18/2000	24	24	0.2732	6.56	6451	54.6788%	Fecal		CFU/100 mL	200	283.2	86400	-	32,084.3
5439000	11/19/2000	24	24	0.2732	6.56	6451	54.6788%	Fecal		CFU/100 mL	200	283.2	86400	-	32,084.3
5439000	5/19/2001	24	24	0.2732	6.56	6451	54.6788%	Fecal		CFU/100 mL	200	283.2	86400	-	32,084.3
5439000	5/20/2001	24	24	0.2732	6.56	6451	54.6788%	Fecal		CFU/100 mL	200	283.2	86400	-	32,084.3
5439000	5/25/2001	24	24	0.2732	6.56	6451	54.6788%	Fecal		CFU/100 mL	200	283.2	86400	-	32,084.3
5439000	6/28/2001	24	24	0.2732	6.56	6451	54.6788%	Fecal		CFU/100 mL	200	283.2	86400	-	32,084.3
5439000	4/24/2005	24	24	0.2732	6.56	6451	54.6788%	Fecal		CFU/100 mL	200	283.2	86400	-	32,084.3
5439000	3/17/2006	24	24	0.2732	6.56	6451	54.6788%	Fecal		CFU/100 mL	200	283.2	86400	-	32,084.3
5439000	12/3/2008	24	24	0.2732	6.56	6451	54.6788%	Fecal		CFU/100 mL	200	283.2	86400	-	32,084.3
5439000	3/3/2016	24	24	0.2732	6.56	6451	54.6788%	Fecal		CFU/100 mL	200	283.2	86400	-	32,084.3
5439000	7/27/2016	24	24	0.2732	6.56	6451	54.6788%	Fecal		CFU/100 mL	200	283.2	86400	-	32,084.3
5439000	4/22/2018	24	24	0.2732	6.56	6451	54.6788%	Fecal		CFU/100 mL	200	283.2	86400	-	32,084.3
5439000	7/24/2021	24	24	0.2732	6.56	6451	54.6788%	Fecal		CFU/100 mL	200	283.2	86400	-	32,084.3
5439000	11/21/1993	23.9	23.9	0.2732	6.53	6500	55.0941%	Fecal		CFU/100 mL	200	283.2	86400	-	31,950.6
5439000	3/8/2022	44.6	44.6	0.1459	6.51	6501	55.1026%	Fecal		CFU/100 mL	200	283.2	86400	-	31,851.4
5439000	4/25/1994	23.8	23.8	0.2732	6.50	6502	55.1110%	Fecal		CFU/100 mL	200	283.2	86400	-	31,816.9
5439000	4/30/1994	23.8	23.8	0.2732	6.50	6502	55.1110%	Fecal		CFU/100 mL	200	283.2	86400	-	31,816.9
5439000	4/16/2005	23.8	23.8	0.2732	6.50	6502	55.1110%	Fecal		CFU/100 mL	200	283.2	86400	-	31,816.9
5439000	4/20/2005	23.8	23.8	0.2732	6.50	6502	55.1110%	Fecal		CFU/100 mL	200	283.2	86400	-	31,816.9
5439000	4/11/1994	23.7	23.7	0.2732	6.47	6506	55.1449%	Fecal		CFU/100 mL	200	283.2	86400	-	31,683.2
5439000	4/10/2005	23.7	23.7	0.2732	6.47	6506	55.1449%	Fecal		CFU/100 mL	200	283.2	86400	-	31,683.2
5439000	5/21/2007	23.7	23.7	0.2732	6.47	6506	55.1449%	Fecal		CFU/100 mL	200	283.2	86400	-	31,683.2
5439000	6/17/2007	23.7	23.7	0.2732	6.47	6506	55.1449%	Fecal		CFU/100 mL	200	283.2	86400	-	31,683.2
5439000	8/1/2007	23.7	23.7	0.2732	6.47	6506	55.1449%	Fecal		CFU/100 mL	200	283.2	86400	-	31,683.2
5439000	1/25/2009	23.7	23.7	0.2732	6.47	6506	55.1449%	Fecal		CFU/100 mL	200	283.2	86400	-	31,683.2
5439000	1/26/2009	23.7	23.7	0.2732	6.47	6506	55.1449%	Fecal		CFU/100 mL	200	283.2	86400	-	31,683.2
5439000	7/12/2011	23.7	23.7	0.2732	6.47	6506	55.1449%	Fecal		CFU/100 mL	200	283.2	86400	-	31,683.2
5439000	4/13/2012	23.7	23.7	0.2732	6.47	6506	55.1449%	Fecal		CFU/100 mL	200	283.2	86400	-	31,683.2
5439000	2/28/2022	44.3	44.3	0.1459	6.46	6515	55.2212%	Fecal		CFU/100 mL	200	283.2	86400	-	31,637.1
5439000	4/27/2006	23.6	23.6	0.2732	6.45	6516	55.2297%	Fecal		CFU/100 mL	200	283.2	86400	-	31,549.6
5439000	6/30/2007	23.6	23.6	0.2732	6.45	6516	55.2297%	Fecal		CFU/100 mL	200	283.2	86400	-	31,549.6
5439000	7/9/2011	23.6	23.6	0.2732	6.45	6516	55.2297%	Fecal		CFU/100 mL	200	283.2	86400	-	31,549.6
5439000	4/12/2012	23.6	23.6	0.2732	6.45	6516	55.2297%	Fecal		CFU/100 mL	200	283.2	86400	-	31,549.6
5439000	12/15/2017	23.6	23.6	0.2732	6.45	6516	55.2297%	Fecal		CFU/100 mL	200	283.2	86400	-	31,549.6
5439000	11/22/1993	23.5	23.5	0.2732	6.42	6521	55.2721%	Fecal		CFU/100 mL	200	283.2	86400	-	31,415.9
5439000	7/14/2009	23.5	23.5	0.2732	6.42	6521	55.2721%	Fecal		CFU/100 mL	200	283.2	86400	-	31,415.9
5439000	7/22/2011	23.5	23.5	0.2732	6.42	6521	55.2721%	Fecal		CFU/100 mL	200	283.2	86400	-	31,415.9
5439000	4/20/2018	23.5	23.5	0.2732	6.42	6521	55.2721%	Fecal		CFU/100 mL	200	283.2	86400	-	31,415.9
5439000	9/11/2020	23.5	23.5	0.2732	6.42	6521	55.2721%	Fecal		CFU/100 mL	200	283.2	86400	-	31,415.9
5439000	5/8/2021	23.5	23.5	0.2732	6.42	6521	55.2721%	Fecal		CFU/100 mL	200	283.2	86400	-	31,415.9
5439000	8/21/1994	23.4	23.4	0.2732	6.39	6527	55.3229%	Fecal		CFU/100 mL	200	283.2	86400	-	31,282.2
5439000	7/11/2004	23.4	23.4	0.2732	6.39	6527	55.3229%	Fecal		CFU/100 mL	200	283.2	86400	-	31,282.2
5439000	6/10/2012	23.4	23.4	0.2732	6.39	6527	55.3229%	Fecal		CFU/100 mL	200	283.2	86400	-	31,282.2
5439000	11/27/2014	23.4	23.4	0.2732	6.39	6527	55.3229%	Fecal		CFU/100 mL	200	283.2	86400	-	31,282.2
5439000	12/6/2008	23.3	23.3	0.2732	6.37	6531	55.3568%	Fecal		CFU/100 mL	200	283.2	86400	-	31,148.5
5439000	7/22/2020	23.3	23.3	0.2732	6.37	6531	55.3568%	Fecal		CFU/100 mL	200	283.2	86400	-	31,148.5
5439000	11/24/1993	23.2	23.2	0.2732	6.34	6533	55.3738%	Fecal		CFU/100 mL	200	283.2	86400	-	31,014.8
5439000	5/1/1994	23.2	23.2	0.2732	6.34	6533	55.3738%	Fecal		CFU/100 mL	200	283.2	86400	-	31,014.8
5439000	8/15/2010	23.2	23.2	0.2732	6.34	6533	55.3738%	Fecal		CFU/100 mL	200	283.2	86400	-	31,014.8
5439000	3/18/2022	43.3	43.3	0.1459	6.32	6536	55.3992%	Fecal		CFU/100 mL	200	283.2	86400	-	30,923.0
5439000	7/11/1994	23.1	23.1	0.2732	6.31	6537	55.4077%	Fecal		CFU/100 mL	200	283.2	86400	-	30,881.1
5439000	10/15/2001	23.1	23.1	0.2732	6.31	6537	55.4077%	Fecal		CFU/100 mL	200	283.2	86400	-	30,881.1
5439000	9/4/2006	23.1	23.1	0.2732	6.31	6537	55.4077%	Fecal		CFU/100 mL	200	283.2	86400	-	30,881.1
5439000	12/2/2008	23.1	23.1	0.2732	6.31	6537	55.4077%	Fecal		CFU/100 mL	200	283.2	86400	-	30,881.1
5439000	9/3/2018	23.1	23.1	0.2732	6.31	6537	55.4077%	Fecal		CFU/100 mL	200	283.2	86400	-	30,881.1
5439000	1/7/1990	23	23	0.2732	6.28	6542	55.4501%	Fecal		CFU/100 mL	200	283.2	86400	-	30,747.4
5439000	1/23/1990	23	23	0.2732	6.28	6542	55.4501%	Fecal		CFU/100 mL	200	283.2	86400	-	30,747.4
5439000	1/30/1991	23	23	0.2732	6.28	6542	55.4501%	Fecal		CFU/100 mL	200	283.2	86400	-	30,747.4
5439000	6/24/1991	23	23	0.2732	6.28	6542	55.4501%	Fecal		CFU/100 mL	200	283.2	86400	-	30,747.4
5439000	9/13/1993	23	23	0.2732	6.28	6542	55.4501%	Fecal		CFU/100 mL	200	283.2	86400	-	30,747.4
5439000	1/22/1994	23	23	0.2732	6.28	6542	55.4501%	Fecal		CFU/100 mL	200	283.2	86400	-	30,747.4
5439000	1/25/1994	23	23	0.2732	6.28	6542	55.4501%	Fecal		CFU/100 mL	200	283.2	86400	-	30,747.4
5439000	7/12/1994	23	23	0.2732	6.28	6542	55.4501%	Fecal		CFU/100 mL	200	283.2	86400	-	30,747.4
5439000	3/8/1995	23	23	0.2732	6.28	6542	55.4501%	Fecal		CFU/100 mL	200	283.2	86400	-	30,747.4
5439000	3/9/1995	23	23	0.2732	6.28	6542	55.4501%	Fecal		CFU/100 mL	200	283.2	86400	-	30,747.4
5439000	7/15/1995	23	23	0.2732	6.28	6542	55.4501%	Fecal		CFU/100 mL	200	283.2	86400	-	30,747.4

Gage ID	Date	Discharge (CFS)	Gage Discharge (less Surrogate NPDES) (CFS)	Watershed Area Ratio	Calculated flow (CFS)	Rank	Flow Exceedance %	Parameter	Results	Units (mg or micro_gram	Limit/Standard	100mL/CF	sec/day	Actual Load (million colonies/day)	Allowable Load (million colonies/day)
5439000	12/11/1995	23	23	0.2732	6.28	6542	55.4501%	Fecal		CFU/100 mL	200	283.2	86400	-	30,747.4
5439000	3/1/1996	23	23	0.2732	6.28	6542	55.4501%	Fecal		CFU/100 mL	200	283.2	86400	-	30,747.4
5439000	4/17/1996	23	23	0.2732	6.28	6542	55.4501%	Fecal		CFU/100 mL	200	283.2	86400	-	30,747.4
5439000	4/25/1996	23	23	0.2732	6.28	6542	55.4501%	Fecal		CFU/100 mL	200	283.2	86400	-	30,747.4
5439000	5/7/1996	23	23	0.2732	6.28	6542	55.4501%	Fecal		CFU/100 mL	200	283.2	86400	-	30,747.4
5439000	5/8/1996	23	23	0.2732	6.28	6542	55.4501%	Fecal		CFU/100 mL	200	283.2	86400	-	30,747.4
5439000	8/30/1996	23	23	0.2732	6.28	6542	55.4501%	Fecal		CFU/100 mL	200	283.2	86400	-	30,747.4
5439000	10/30/1996	23	23	0.2732	6.28	6542	55.4501%	Fecal		CFU/100 mL	200	283.2	86400	-	30,747.4
5439000	12/23/1996	23	23	0.2732	6.28	6542	55.4501%	Fecal		CFU/100 mL	200	283.2	86400	-	30,747.4
5439000	12/25/1996	23	23	0.2732	6.28	6542	55.4501%	Fecal		CFU/100 mL	200	283.2	86400	-	30,747.4
5439000	2/8/1997	23	23	0.2732	6.28	6542	55.4501%	Fecal		CFU/100 mL	200	283.2	86400	-	30,747.4
5439000	1/22/1998	23	23	0.2732	6.28	6542	55.4501%	Fecal		CFU/100 mL	200	283.2	86400	-	30,747.4
5439000	11/8/1998	23	23	0.2732	6.28	6542	55.4501%	Fecal		CFU/100 mL	200	283.2	86400	-	30,747.4
5439000	12/4/1998	23	23	0.2732	6.28	6542	55.4501%	Fecal		CFU/100 mL	200	283.2	86400	-	30,747.4
5439000	12/23/1998	23	23	0.2732	6.28	6542	55.4501%	Fecal		CFU/100 mL	200	283.2	86400	-	30,747.4
5439000	3/17/2000	23	23	0.2732	6.28	6542	55.4501%	Fecal		CFU/100 mL	200	283.2	86400	-	30,747.4
5439000	3/18/2000	23	23	0.2732	6.28	6542	55.4501%	Fecal		CFU/100 mL	200	283.2	86400	-	30,747.4
5439000	7/22/2000	23	23	0.2732	6.28	6542	55.4501%	Fecal		CFU/100 mL	200	283.2	86400	-	30,747.4
5439000	11/20/2000	23	23	0.2732	6.28	6542	55.4501%	Fecal		CFU/100 mL	200	283.2	86400	-	30,747.4
5439000	1/10/2011	23	23	0.2732	6.28	6542	55.4501%	Fecal		CFU/100 mL	200	283.2	86400	-	30,747.4
5439000	4/24/2018	23	23	0.2732	6.28	6542	55.4501%	Fecal		CFU/100 mL	200	283.2	86400	-	30,747.4
5439000	12/12/2004	22.9	22.9	0.2732	6.26	6574	55.7213%	Fecal		CFU/100 mL	200	283.2	86400	-	30,613.8
5439000	10/18/2007	22.9	22.9	0.2732	6.26	6574	55.7213%	Fecal		CFU/100 mL	200	283.2	86400	-	30,613.8
5439000	10/21/2014	22.9	22.9	0.2732	6.26	6574	55.7213%	Fecal		CFU/100 mL	200	283.2	86400	-	30,613.8
5439000	12/7/2001	22.8	22.8	0.2732	6.23	6577	55.7467%	Fecal		CFU/100 mL	200	283.2	86400	-	30,480.1
5439000	7/5/2006	22.8	22.8	0.2732	6.23	6577	55.7467%	Fecal		CFU/100 mL	200	283.2	86400	-	30,480.1
5439000	8/21/2011	22.8	22.8	0.2732	6.23	6577	55.7467%	Fecal		CFU/100 mL	200	283.2	86400	-	30,480.1
5439000	5/5/2014	22.8	22.8	0.2732	6.23	6577	55.7467%	Fecal		CFU/100 mL	200	283.2	86400	-	30,480.1
5439000	9/22/2016	22.8	22.8	0.2732	6.23	6577	55.7467%	Fecal		CFU/100 mL	200	283.2	86400	-	30,480.1
5439000	12/27/2001	22.7	22.7	0.2732	6.20	6582	55.7891%	Fecal		CFU/100 mL	200	283.2	86400	-	30,346.4
5439000	11/1/2004	22.7	22.7	0.2732	6.20	6582	55.7891%	Fecal		CFU/100 mL	200	283.2	86400	-	30,346.4
5439000	9/20/2007	22.6	22.6	0.2732	6.17	6584	55.8061%	Fecal		CFU/100 mL	200	283.2	86400	-	30,212.7
5439000	8/8/2014	22.6	22.6	0.2732	6.17	6584	55.8061%	Fecal		CFU/100 mL	200	283.2	86400	-	30,212.7
5439000	8/11/2014	22.6	22.6	0.2732	6.17	6584	55.8061%	Fecal		CFU/100 mL	200	283.2	86400	-	30,212.7
5439000	12/3/2014	22.6	22.6	0.2732	6.17	6584	55.8061%	Fecal		CFU/100 mL	200	283.2	86400	-	30,212.7
5439000	7/21/2016	22.6	22.6	0.2732	6.17	6584	55.8061%	Fecal		CFU/100 mL	200	283.2	86400	-	30,212.7
5439000	4/8/2018	22.6	22.6	0.2732	6.17	6584	55.8061%	Fecal		CFU/100 mL	200	283.2	86400	-	30,212.7
5439000	10/20/2018	22.6	22.6	0.2732	6.17	6584	55.8061%	Fecal		CFU/100 mL	200	283.2	86400	-	30,212.7
5439000	7/4/2020	22.6	22.6	0.2732	6.17	6584	55.8061%	Fecal		CFU/100 mL	200	283.2	86400	-	30,212.7
5439000	11/29/2020	22.6	22.6	0.2732	6.17	6584	55.8061%	Fecal		CFU/100 mL	200	283.2	86400	-	30,212.7
5439000	12/4/2008	22.5	22.5	0.2732	6.15	6593	55.8824%	Fecal		CFU/100 mL	200	283.2	86400	-	30,079.0
5439000	5/30/2014	22.5	22.5	0.2732	6.15	6593	55.8824%	Fecal		CFU/100 mL	200	283.2	86400	-	30,079.0
5439000	7/25/2014	22.5	22.5	0.2732	6.15	6593	55.8824%	Fecal		CFU/100 mL	200	283.2	86400	-	30,079.0
5439000	3/5/2016	22.5	22.5	0.2732	6.15	6593	55.8824%	Fecal		CFU/100 mL	200	283.2	86400	-	30,079.0
5439000	7/5/2016	22.5	22.5	0.2732	6.15	6593	55.8824%	Fecal		CFU/100 mL	200	283.2	86400	-	30,079.0
5439000	11/2/2001	22.4	22.4	0.2732	6.12	6598	55.9247%	Fecal		CFU/100 mL	200	283.2	86400	-	29,945.3
5439000	12/28/2001	22.4	22.4	0.2732	6.12	6598	55.9247%	Fecal		CFU/100 mL	200	283.2	86400	-	29,945.3
5439000	6/12/2003	22.4	22.4	0.2732	6.12	6598	55.9247%	Fecal		CFU/100 mL	200	283.2	86400	-	29,945.3
5439000	12/6/2004	22.4	22.4	0.2732	6.12	6598	55.9247%	Fecal		CFU/100 mL	200	283.2	86400	-	29,945.3
5439000	6/24/2006	22.4	22.4	0.2732	6.12	6598	55.9247%	Fecal		CFU/100 mL	200	283.2	86400	-	29,945.3
5439000	8/25/2011	22.4	22.4	0.2732	6.12	6598	55.9247%	Fecal		CFU/100 mL	200	283.2	86400	-	29,945.3
5439000	5/6/2014	22.4	22.4	0.2732	6.12	6598	55.9247%	Fecal		CFU/100 mL	200	283.2	86400	-	29,945.3
5439000	7/12/2016	22.4	22.4	0.2732	6.12	6598	55.9247%	Fecal		CFU/100 mL	200	283.2	86400	-	29,945.3
5439000	12/27/2019	22.4	22.4	0.2732	6.12	6598	55.9247%	Fecal		CFU/100 mL	200	283.2	86400	-	29,945.3
5439000	7/31/2015	22.3	22.3	0.2732	6.09	6607	56.0010%	Fecal		CFU/100 mL	200	283.2	86400	-	29,811.7
5439000	7/29/2021	22.3	22.3	0.2732	6.09	6607	56.0010%	Fecal		CFU/100 mL	200	283.2	86400	-	29,811.7
5439000	12/26/2001	22.2	22.2	0.2732	6.06	6609	56.0180%	Fecal		CFU/100 mL	200	283.2	86400	-	29,678.0
5439000	6/11/2012	22.2	22.2	0.2732	6.06	6609	56.0180%	Fecal		CFU/100 mL	200	283.2	86400	-	29,678.0
5439000	10/13/2014	22.2	22.2	0.2732	6.06	6609	56.0180%	Fecal		CFU/100 mL	200	283.2	86400	-	29,678.0
5439000	12/16/2003	22.1	22.1	0.2732	6.04	6612	56.0434%	Fecal		CFU/100 mL	200	283.2	86400	-	29,544.3
5439000	2/20/2004	22.1	22.1	0.2732	6.04	6612	56.0434%	Fecal		CFU/100 mL	200	283.2	86400	-	29,544.3
5439000	7/2/2017	22.1	22.1	0.2732	6.04	6612	56.0434%	Fecal		CFU/100 mL	200	283.2	86400	-	29,544.3
5439000	1/8/1990	22	22	0.2732	6.01	6615	56.0688%	Fecal		CFU/100 mL	200	283.2	86400	-	29,410.6
5439000	1/12/1990	22	22	0.2732	6.01	6615	56.0688%	Fecal		CFU/100 mL	200	283.2	86400	-	29,410.6
5439000	8/1/1990	22	22	0.2732	6.01	6615	56.0688%	Fecal		CFU/100 mL	200	283.2	86400	-	29,410.6
5439000	8/10/1990	22	22	0.2732	6.01	6615	56.0688%	Fecal		CFU/100 mL	200	283.2	86400	-	29,410.6
5439000	9/7/1990	22	22	0.2732	6.01	6615	56.0688%	Fecal		CFU/100 mL	200	283.2	86400	-	29,410.6
5439000	10/23/1990	22	22	0.2732	6.01	6615	56.0688%	Fecal		CFU/100 mL	200	283.2	86400	-	29,410.6
5439000	1/31/1991	22	22	0.2732	6.01	6615	56.0688%	Fecal		CFU/100 mL	200	283.2	86400	-	29,410.6
5439000	6/25/1991	22	22	0.2732	6.01	6615	56.0688%	Fecal		CFU/100 mL	200	283.2	86400	-	29,410.6
5439000	9/13/1991	22	22	0.2732	6.01	6615	56.0688%	Fecal		CFU/100 mL	200	283.2	86400	-	29,410.6
5439000	11/17/1991	22	22	0.2732	6.01	6615	56.0688%	Fecal		CFU/100 mL	200	283.2	86400	-	29,410.6
5439000	5/24/1992	22	22	0.2732	6.01	6615	56.0688%	Fecal		CFU/100 mL	200	283.2	86400	-	29,410.6
5439000	7/20/1992	22	22	0.2732	6.01	6615	56.0688%	Fecal		CFU/100 mL	200	283.2	86400	-	29,410.6
5439000	9/30/1992	22	22	0.2732	6.01	6615	56.0688%	Fecal		CFU/100 mL	200	283.2	86400	-	29,410.6
5439000	8/13/1993	22	22	0.2732	6.01	6615	56.0688%	Fecal		CFU/100 mL	200	283.2	86400	-	29,410.6
5439000	1/7/1994	22	22	0.2732	6.01	6615	56.0688%	Fecal		CFU/100 mL	200	283.2	86400	-	29,410.6
5439000	1/11/1994	22	22	0.2732	6.01	6615	56.0688%	Fecal		CFU/100 mL	200	283.2	86400	-	29,410.6
5439000	11/7/1995	22	22	0.2732	6.01	6615	56.0688%	Fecal		CFU/100 mL	200	283.2	86400	-	29,410.6
5439000	12/6/1995	22	22	0.2732	6.01	6615	56.0688%	Fecal		CFU/100 mL	200	283.2	86400	-	29,410.6
5439000	12/12/1995	22	22	0.2732	6.01	6615	56.0688%	Fecal		CFU/100 mL	200	283.2	86400	-	29,410.6
5439000	3/27/1996	22	22	0.2732	6.01	6615	56.0688%	Fecal		CFU/100 mL	200	283.2	86400	-	29,410.6
5439000	8/31/1996	22	22	0.2732	6.01	6615	56.0688%	Fecal		CFU/100 mL	200	283.2	86400	-	29,410.6
5439000	12/19/1996	22	22	0.2732	6.01	6615	56.0688%	Fecal		CFU/100 mL	200	283.2	86400	-	29,410.6
5439000	1/2/1997	22	22	0.2732	6.01	6615	56.0688%	Fecal		CFU/100 mL	200	283.2	86400	-	29,410.6
5439000	2/9/1997	22	22	0.2732	6.01	6615	56.0688%	Fecal		CFU/100 mL	200	283.2	86400	-	29,410.6
5439000	6/22/1997	22	22	0.2732	6.01	6615	56.0688%	Fecal		CFU/100 mL	200	283.2	86400	-	29,410.6
5439000	1/23/1998	22	22	0.2732	6.01	6615	56.0688%	Fecal		CFU/100 mL	200	283.2	86400	-	29,410.6
5439000	7/17/1998	22	22	0.2732	6.01	6615	56.0688%	Fecal		CFU/100 mL	200	283.2	86400	-	29,410.6
5439000	8/5/1998	22	22	0.2732	6.01	6615	56.0688%	Fecal		CFU/100 mL	200	283.2	86400	-	29,410.6
5439000	12/5/1998	22	22	0.2732	6.01	6615	56.0688%	Fecal		CFU/100 mL	200	283.2	86400	-	29,410.6
5439000	7/7/1999	22	22	0.2732	6.01	6615	56.0688%	Fecal		CFU/100 mL	200	283.2	86400	-	29,410.6
5439000	3/22/2000	22	22	0.2732	6.01	6615	56.0688%	Fecal		CFU/100 mL	200	283.2	86400	-	29,410.6
5439000	3/28/2000	22	22	0.2732	6.01	6615	56.0688%	Fecal		CFU/100 mL	200	283.2	86400	-	29,410.6
5439000	4/10/2000	22	22	0.2732	6.01	6615	56.0688%	Fecal		CFU/100 mL	200	283.2	86400	-	29,410.6
5439000	9/23/2000	22	22	0.2732	6.01	6615	56.0688%	Fecal		CFU/100 mL	200	283.2	86400	-	29,410.6
5439000	11/26/2000	22	22	0.2732	6.01	6615	56.0688%	Fecal		CFU/100 mL	200	283.2	86400	-	29,410.6
5439000	6/29/2001	22	22	0.2732	6.01	6615	56.0688%	Fecal		CFU/100 mL	200	283.2	86400	-	29,410.6
5439000	12/8/2001	22	22	0.2732	6.01	6615	56.0688%	Fecal		CFU/100 mL	200	283.2	86400	-	29,410.6
5439000	7/21/2004	22	22	0.2732	6.01	6615	56.0688%	Fecal		CFU/100 mL	200	283.2	86400	-	29,410.6
5439000	1/23/2005	22	22	0.2732	6.01	6615	56.0688%	Fecal		CFU/100 mL	200	283.2	86400	-	29,410.6
5439000	6/7/2006	22	22	0.2732	6.01	6615	56.0688%	Fecal		CFU/100 mL	200	283.2	86400	-	29,410.6
5439000	11/29/2006	22	22	0.2732	6.01	6615	56.0688%	Fecal		CFU/100 mL	200	283.2	86400	-	29,410.6
5439000	2/28/2008	22	22	0.2732	6.01	6615	56.0688%	Fecal		CFU/100 mL	200	283.2	86400	-	29,410.6
5439000	9/2/2009	22	22	0.2732	6.01	6615	56.0688%	Fecal		CFU/100 mL	200	283.2	86400	-	29,410.6
5439000	11/14/2016	22	22	0.2732	6.01	6615	56.0688%	Fecal		CFU/100 mL	200	283.2	86400	-	29,410.6
5439000	7/21/2018	22	22	0.2732	6.01	6615	56.0688%	Fecal		CFU/100 mL	200	283.2	86400	-	29,410.6
5439000	3/12/2006	21.9	21.9	0.2732	5.98	6660	56.4502%	Fecal		CFU/100 mL	200	283.2	86400	-	29,276.9
5439000	9/21/2007	21.9	21.9	0.2732	5.98	6660	56.4502%	Fecal		CFU/100 mL	200	283.2	86400	-	29,276.9
5439000	4/12/2018	21.9	21.9	0.2732	5.98	6660	56.4502%	Fecal		CFU/100 mL	200	283.2	86400	-	29,276.9
5439000	11/23/1993	21.8	21.8	0.2732	5.96	6663	56.4757%	Fecal		CFU/100 mL	200	283.2	86400	-	29,143.2
5439000	4/27/2005	21.8	21.8	0.2732	5.96	6663	56.4757%	Fecal		CFU/100 mL	200	283.2	86400	-	29,143.2
5439000	12/11/2006	21.8	21.8	0.2732	5.96	6663	56.4757%	Fecal		CFU/100 mL	200	283.2	86400	-	29,143.2
5439000	6/30/2008	21.8	21.8	0.2732	5.96	6663	56.4757%	Fecal		CFU/100 mL	200	283.2	86400	-	29,143.2
5439000	7/6/2007	21.7	21.7	0.2732	5.93	6667	56.5096%	Fecal		CFU/100 mL	200	283.2	86400	-	29,009.5
5439000	7/8/2008	21.6	21.6	0.2732	5.90	6668	56.5181%	Fecal		CFU/100 mL	200	283.2	86400	-	28,875.9
5439000	7/30/2008	21.6	21.6	0.2732	5.90	6668	56.5181%	Fecal		CFU/100 mL	200	283.2	86400	-	28,875.9
5439000	7/16/2010	21.6	21.6	0.2732	5.90	6668	56.5181%	Fecal		CFU/100 mL	200	283.2	86400	-	28,875.9
5439000	7/10/2011	21.6	21.6	0.2732	5.90	6668	56.5181%	Fecal		CFU/100 mL	200	283.2	86400	-	28,875.9
5439000	8/30/2015	21.6	21.6	0.2732	5.90	6668	56.5181%	Fecal		CFU/100 mL	200	283.2	86400	-	28,875.9
5439000	7/19/2017	21.6	21.6	0.2732	5.90	6668	56.5181%	Fecal		CFU/100 mL	200	283.2	86400	-	28,875.9
5439000	7/18/2018	21.6	21.6	0.2732	5.90	6668	56.5181%	Fecal		CFU/100 mL	200	283.2	86400	-	28,875.9
5439000	10/18/2018	21.6	21.6	0.2732	5.90	6668	56.5181%	Fecal		CFU/100 mL	200	283.2	86400	-	28,875.9
5439000	4/11/2005	21.5	21.5	0.2732	5.87	6676	56.5859%	Fecal		CFU/100 mL	200	283.2	86400	-	28,742.2
5439000	4/21/2005	21.5	21.5	0.2732	5.87	6676	56.5859%	Fecal		CFU/100 mL	200	283.2	86400	-	28,742.2
5439000	10/19/2012	21.5	21.5	0.2732	5.87	6676	56.5859%	Fecal		CFU/100 mL	200	283.2	86400	-	28,742.2

Gage ID	Date	Discharge (CFS)	Gage Discharge (less Surrogate NPDES) (CFS)	Watershed Area Ratio	Calculated flow (CFS)	Rank	Flow Exceedance %	Parameter	Results	Units (mg or micro_gram	Limit/Standard	100mL/CF	sec/day	Actual Load (million colonies/day)	Allowable Load (million colonies/day)
5439000	3/4/2016	21.5	21.5	0.2732	5.87	6676	56.5859%	Fecal		CFU/100 mL	200	283.2	86400	-	28,742.2
5439000	5/5/2021	21.5	21.5	0.2732	5.87	6676	56.5859%	Fecal		CFU/100 mL	200	283.2	86400	-	28,742.2
5439000	4/20/1994	21.4	21.4	0.2732	5.85	6681	56.6282%	Fecal		CFU/100 mL	200	283.2	86400	-	28,608.5
5439000	6/13/2003	21.4	21.4	0.2732	5.85	6681	56.6282%	Fecal		CFU/100 mL	200	283.2	86400	-	28,608.5
5439000	12/10/2006	21.4	21.4	0.2732	5.85	6681	56.6282%	Fecal		CFU/100 mL	200	283.2	86400	-	28,608.5
5439000	11/3/2015	21.4	21.4	0.2732	5.85	6681	56.6282%	Fecal		CFU/100 mL	200	283.2	86400	-	28,608.5
5439000	3/17/2022	39.9	39.9	0.1459	5.82	6685	56.6621%	Fecal		CFU/100 mL	200	283.2	86400	-	28,494.8
5439000	7/14/2003	21.3	21.3	0.2732	5.82	6686	56.6706%	Fecal		CFU/100 mL	200	283.2	86400	-	28,474.8
5439000	7/12/2004	21.3	21.3	0.2732	5.82	6686	56.6706%	Fecal		CFU/100 mL	200	283.2	86400	-	28,474.8
5439000	12/9/2006	21.3	21.3	0.2732	5.82	6686	56.6706%	Fecal		CFU/100 mL	200	283.2	86400	-	28,474.8
5439000	9/22/2007	21.3	21.3	0.2732	5.82	6686	56.6706%	Fecal		CFU/100 mL	200	283.2	86400	-	28,474.8
5439000	2/22/2013	21.3	21.3	0.2732	5.82	6686	56.6706%	Fecal		CFU/100 mL	200	283.2	86400	-	28,474.8
5439000	11/11/2018	21.3	21.3	0.2732	5.82	6686	56.6706%	Fecal		CFU/100 mL	200	283.2	86400	-	28,474.8
5439000	7/16/2009	21.2	21.2	0.2732	5.79	6692	56.7215%	Fecal		CFU/100 mL	200	283.2	86400	-	28,341.1
5439000	7/23/2011	21.2	21.2	0.2732	5.79	6692	56.7215%	Fecal		CFU/100 mL	200	283.2	86400	-	28,341.1
5439000	4/13/2018	21.2	21.2	0.2732	5.79	6692	56.7215%	Fecal		CFU/100 mL	200	283.2	86400	-	28,341.1
5439000	4/9/2006	21.1	21.1	0.2732	5.76	6695	56.7469%	Fecal		CFU/100 mL	200	283.2	86400	-	28,207.4
5439000	7/24/2009	21.1	21.1	0.2732	5.76	6695	56.7469%	Fecal		CFU/100 mL	200	283.2	86400	-	28,207.4
5439000	6/12/2012	21.1	21.1	0.2732	5.76	6695	56.7469%	Fecal		CFU/100 mL	200	283.2	86400	-	28,207.4
5439000	8/9/2017	21.1	21.1	0.2732	5.76	6695	56.7469%	Fecal		CFU/100 mL	200	283.2	86400	-	28,207.4
5439000	8/16/2017	21.1	21.1	0.2732	5.76	6695	56.7469%	Fecal		CFU/100 mL	200	283.2	86400	-	28,207.4
5439000	2/16/2018	21.1	21.1	0.2732	5.76	6695	56.7469%	Fecal		CFU/100 mL	200	283.2	86400	-	28,207.4
5439000	9/13/2020	21.1	21.1	0.2732	5.76	6695	56.7469%	Fecal		CFU/100 mL	200	283.2	86400	-	28,207.4
5439000	9/1/1990	21	21	0.2732	5.74	6702	56.8062%	Fecal		CFU/100 mL	200	283.2	86400	-	28,073.8
5439000	10/10/1990	21	21	0.2732	5.74	6702	56.8062%	Fecal		CFU/100 mL	200	283.2	86400	-	28,073.8
5439000	10/24/1990	21	21	0.2732	5.74	6702	56.8062%	Fecal		CFU/100 mL	200	283.2	86400	-	28,073.8
5439000	6/26/1991	21	21	0.2732	5.74	6702	56.8062%	Fecal		CFU/100 mL	200	283.2	86400	-	28,073.8
5439000	7/4/1991	21	21	0.2732	5.74	6702	56.8062%	Fecal		CFU/100 mL	200	283.2	86400	-	28,073.8
5439000	5/25/1992	21	21	0.2732	5.74	6702	56.8062%	Fecal		CFU/100 mL	200	283.2	86400	-	28,073.8
5439000	5/26/1992	21	21	0.2732	5.74	6702	56.8062%	Fecal		CFU/100 mL	200	283.2	86400	-	28,073.8
5439000	9/24/1992	21	21	0.2732	5.74	6702	56.8062%	Fecal		CFU/100 mL	200	283.2	86400	-	28,073.8
5439000	8/19/1993	21	21	0.2732	5.74	6702	56.8062%	Fecal		CFU/100 mL	200	283.2	86400	-	28,073.8
5439000	9/7/1993	21	21	0.2732	5.74	6702	56.8062%	Fecal		CFU/100 mL	200	283.2	86400	-	28,073.8
5439000	1/12/1994	21	21	0.2732	5.74	6702	56.8062%	Fecal		CFU/100 mL	200	283.2	86400	-	28,073.8
5439000	1/26/1994	21	21	0.2732	5.74	6702	56.8062%	Fecal		CFU/100 mL	200	283.2	86400	-	28,073.8
5439000	2/15/1994	21	21	0.2732	5.74	6702	56.8062%	Fecal		CFU/100 mL	200	283.2	86400	-	28,073.8
5439000	6/17/1994	21	21	0.2732	5.74	6702	56.8062%	Fecal		CFU/100 mL	200	283.2	86400	-	28,073.8
5439000	12/13/1995	21	21	0.2732	5.74	6702	56.8062%	Fecal		CFU/100 mL	200	283.2	86400	-	28,073.8
5439000	1/17/1996	21	21	0.2732	5.74	6702	56.8062%	Fecal		CFU/100 mL	200	283.2	86400	-	28,073.8
5439000	4/26/1996	21	21	0.2732	5.74	6702	56.8062%	Fecal		CFU/100 mL	200	283.2	86400	-	28,073.8
5439000	7/16/1996	21	21	0.2732	5.74	6702	56.8062%	Fecal		CFU/100 mL	200	283.2	86400	-	28,073.8
5439000	12/26/1996	21	21	0.2732	5.74	6702	56.8062%	Fecal		CFU/100 mL	200	283.2	86400	-	28,073.8
5439000	12/29/1996	21	21	0.2732	5.74	6702	56.8062%	Fecal		CFU/100 mL	200	283.2	86400	-	28,073.8
5439000	1/14/1997	21	21	0.2732	5.74	6702	56.8062%	Fecal		CFU/100 mL	200	283.2	86400	-	28,073.8
5439000	1/22/1997	21	21	0.2732	5.74	6702	56.8062%	Fecal		CFU/100 mL	200	283.2	86400	-	28,073.8
5439000	1/26/1997	21	21	0.2732	5.74	6702	56.8062%	Fecal		CFU/100 mL	200	283.2	86400	-	28,073.8
5439000	2/4/1997	21	21	0.2732	5.74	6702	56.8062%	Fecal		CFU/100 mL	200	283.2	86400	-	28,073.8
5439000	2/10/1997	21	21	0.2732	5.74	6702	56.8062%	Fecal		CFU/100 mL	200	283.2	86400	-	28,073.8
5439000	2/17/1997	21	21	0.2732	5.74	6702	56.8062%	Fecal		CFU/100 mL	200	283.2	86400	-	28,073.8
5439000	6/23/1997	21	21	0.2732	5.74	6702	56.8062%	Fecal		CFU/100 mL	200	283.2	86400	-	28,073.8
5439000	7/3/1997	21	21	0.2732	5.74	6702	56.8062%	Fecal		CFU/100 mL	200	283.2	86400	-	28,073.8
5439000	1/24/1998	21	21	0.2732	5.74	6702	56.8062%	Fecal		CFU/100 mL	200	283.2	86400	-	28,073.8
5439000	1/25/1998	21	21	0.2732	5.74	6702	56.8062%	Fecal		CFU/100 mL	200	283.2	86400	-	28,073.8
5439000	7/20/1998	21	21	0.2732	5.74	6702	56.8062%	Fecal		CFU/100 mL	200	283.2	86400	-	28,073.8
5439000	7/10/1999	21	21	0.2732	5.74	6702	56.8062%	Fecal		CFU/100 mL	200	283.2	86400	-	28,073.8
5439000	2/22/2000	21	21	0.2732	5.74	6702	56.8062%	Fecal		CFU/100 mL	200	283.2	86400	-	28,073.8
5439000	3/23/2000	21	21	0.2732	5.74	6702	56.8062%	Fecal		CFU/100 mL	200	283.2	86400	-	28,073.8
5439000	3/26/2000	21	21	0.2732	5.74	6702	56.8062%	Fecal		CFU/100 mL	200	283.2	86400	-	28,073.8
5439000	4/9/2000	21	21	0.2732	5.74	6702	56.8062%	Fecal		CFU/100 mL	200	283.2	86400	-	28,073.8
5439000	8/10/2000	21	21	0.2732	5.74	6702	56.8062%	Fecal		CFU/100 mL	200	283.2	86400	-	28,073.8
5439000	10/8/2000	21	21	0.2732	5.74	6702	56.8062%	Fecal		CFU/100 mL	200	283.2	86400	-	28,073.8
5439000	11/21/2000	21	21	0.2732	5.74	6702	56.8062%	Fecal		CFU/100 mL	200	283.2	86400	-	28,073.8
5439000	11/22/2000	21	21	0.2732	5.74	6702	56.8062%	Fecal		CFU/100 mL	200	283.2	86400	-	28,073.8
5439000	7/3/2001	21	21	0.2732	5.74	6702	56.8062%	Fecal		CFU/100 mL	200	283.2	86400	-	28,073.8
5439000	11/3/2001	21	21	0.2732	5.74	6702	56.8062%	Fecal		CFU/100 mL	200	283.2	86400	-	28,073.8
5439000	1/11/2011	21	21	0.2732	5.74	6702	56.8062%	Fecal		CFU/100 mL	200	283.2	86400	-	28,073.8
5439000	4/9/2018	21	21	0.2732	5.74	6702	56.8062%	Fecal		CFU/100 mL	200	283.2	86400	-	28,073.8
5439000	8/4/2008	20.9	20.9	0.2732	5.71	6746	57.1792%	Fecal		CFU/100 mL	200	283.2	86400	-	27,940.1
5439000	12/8/2008	20.9	20.9	0.2732	5.71	6746	57.1792%	Fecal		CFU/100 mL	200	283.2	86400	-	27,940.1
5439000	5/7/2014	20.9	20.9	0.2732	5.71	6746	57.1792%	Fecal		CFU/100 mL	200	283.2	86400	-	27,940.1
5439000	3/10/2015	20.9	20.9	0.2732	5.71	6746	57.1792%	Fecal		CFU/100 mL	200	283.2	86400	-	27,940.1
5439000	8/10/2015	20.9	20.9	0.2732	5.71	6746	57.1792%	Fecal		CFU/100 mL	200	283.2	86400	-	27,940.1
5439000	2/3/2005	20.8	20.8	0.2732	5.68	6751	57.2216%	Fecal		CFU/100 mL	200	283.2	86400	-	27,806.4
5439000	1/23/2009	20.8	20.8	0.2732	5.68	6751	57.2216%	Fecal		CFU/100 mL	200	283.2	86400	-	27,806.4
5439000	1/27/2009	20.8	20.8	0.2732	5.68	6751	57.2216%	Fecal		CFU/100 mL	200	283.2	86400	-	27,806.4
5439000	7/17/2009	20.8	20.8	0.2732	5.68	6751	57.2216%	Fecal		CFU/100 mL	200	283.2	86400	-	27,806.4
5439000	8/3/2015	20.8	20.8	0.2732	5.68	6751	57.2216%	Fecal		CFU/100 mL	200	283.2	86400	-	27,806.4
5439000	10/5/2018	20.8	20.8	0.2732	5.68	6751	57.2216%	Fecal		CFU/100 mL	200	283.2	86400	-	27,806.4
5439000	9/7/2019	20.8	20.8	0.2732	5.68	6751	57.2216%	Fecal		CFU/100 mL	200	283.2	86400	-	27,806.4
5439000	12/17/2020	20.8	20.8	0.2732	5.68	6751	57.2216%	Fecal		CFU/100 mL	200	283.2	86400	-	27,806.4
5439000	4/24/1994	20.7	20.7	0.2732	5.65	6759	57.2894%	Fecal		CFU/100 mL	200	283.2	86400	-	27,672.7
5439000	7/13/1994	20.7	20.7	0.2732	5.65	6759	57.2894%	Fecal		CFU/100 mL	200	283.2	86400	-	27,672.7
5439000	5/22/2007	20.7	20.7	0.2732	5.65	6759	57.2894%	Fecal		CFU/100 mL	200	283.2	86400	-	27,672.7
5439000	7/19/2013	20.7	20.7	0.2732	5.65	6759	57.2894%	Fecal		CFU/100 mL	200	283.2	86400	-	27,672.7
5439000	9/4/2014	20.7	20.7	0.2732	5.65	6759	57.2894%	Fecal		CFU/100 mL	200	283.2	86400	-	27,672.7
5439000	8/2/2015	20.7	20.7	0.2732	5.65	6759	57.2894%	Fecal		CFU/100 mL	200	283.2	86400	-	27,672.7
5439000	11/12/2016	20.7	20.7	0.2732	5.65	6759	57.2894%	Fecal		CFU/100 mL	200	283.2	86400	-	27,672.7
5439000	4/25/2018	20.7	20.7	0.2732	5.65	6759	57.2894%	Fecal		CFU/100 mL	200	283.2	86400	-	27,672.7
5439000	4/29/1994	20.6	20.6	0.2732	5.63	6767	57.3572%	Fecal		CFU/100 mL	200	283.2	86400	-	27,539.0
5439000	7/29/2008	20.6	20.6	0.2732	5.63	6767	57.3572%	Fecal		CFU/100 mL	200	283.2	86400	-	27,539.0
5439000	7/26/2011	20.6	20.6	0.2732	5.63	6767	57.3572%	Fecal		CFU/100 mL	200	283.2	86400	-	27,539.0
5439000	7/3/2017	20.6	20.6	0.2732	5.63	6767	57.3572%	Fecal		CFU/100 mL	200	283.2	86400	-	27,539.0
5439000	8/28/2018	20.6	20.6	0.2732	5.63	6767	57.3572%	Fecal		CFU/100 mL	200	283.2	86400	-	27,539.0
5439000	7/18/1994	20.5	20.5	0.2732	5.60	6772	57.3996%	Fecal		CFU/100 mL	200	283.2	86400	-	27,405.3
5439000	4/27/2014	20.5	20.5	0.2732	5.60	6772	57.3996%	Fecal		CFU/100 mL	200	283.2	86400	-	27,405.3
5439000	7/26/2014	20.5	20.5	0.2732	5.60	6772	57.3996%	Fecal		CFU/100 mL	200	283.2	86400	-	27,405.3
5439000	12/16/2017	20.5	20.5	0.2732	5.60	6772	57.3996%	Fecal		CFU/100 mL	200	283.2	86400	-	27,405.3
5439000	4/23/2018	20.5	20.5	0.2732	5.60	6772	57.3996%	Fecal		CFU/100 mL	200	283.2	86400	-	27,405.3
5439000	10/19/2018	20.5	20.5	0.2732	5.60	6772	57.3996%	Fecal		CFU/100 mL	200	283.2	86400	-	27,405.3
5439000	9/12/2019	20.5	20.5	0.2732	5.60	6772	57.3996%	Fecal		CFU/100 mL	200	283.2	86400	-	27,405.3
5439000	4/28/1994	20.4	20.4	0.2732	5.57	6779	57.4589%	Fecal		CFU/100 mL	200	283.2	86400	-	27,271.7
5439000	7/1/2007	20.4	20.4	0.2732	5.57	6779	57.4589%	Fecal		CFU/100 mL	200	283.2	86400	-	27,271.7
5439000	3/6/2016	20.4	20.4	0.2732	5.57	6779	57.4589%	Fecal		CFU/100 mL	200	283.2	86400	-	27,271.7
5439000	11/15/2016	20.4	20.4	0.2732	5.57	6779	57.4589%	Fecal		CFU/100 mL	200	283.2	86400	-	27,271.7
5439000	4/21/1994	20.3	20.3	0.2732	5.55	6783	57.4928%	Fecal		CFU/100 mL	200	283.2	86400	-	27,138.0
5439000	12/12/2001	20.3	20.3	0.2732	5.55	6783	57.4928%	Fecal		CFU/100 mL	200	283.2	86400	-	27,138.0
5439000	6/19/2003	20.3	20.3	0.2732	5.55	6783	57.4928%	Fecal		CFU/100 mL	200	283.2	86400	-	27,138.0
5439000	6/5/2005	20.3	20.3	0.2732	5.55	6783	57.4928%	Fecal		CFU/100 mL	200	283.2	86400	-	27,138.0
5439000	4/29/2006	20.3	20.3	0.2732	5.55	6783	57.4928%	Fecal		CFU/100 mL	200	283.2	86400	-	27,138.0
5439000	7/14/2020	20.3	20.3	0.2732	5.55	6783	57.4928%	Fecal		CFU/100 mL	200	283.2	86400	-	27,138.0
5439000	5/24/2005	20.2	20.2	0.2732	5.52	6789	57.5437%	Fecal		CFU/100 mL	200	283.2	86400	-	27,004.3
5439000	4/28/2006	20.2	20.2	0.2732	5.52	6789	57.5437%	Fecal		CFU/100 mL	200	283.2	86400	-	27,004.3
5439000	7/5/2020	20.2	20.2	0.2732	5.52	6789	57.5437%	Fecal		CFU/100 mL	200	283.2	86400	-	27,004.3
5439000	5/2/1994	20.1	20.1	0.2732	5.49	6792	57.5691%	Fecal		CFU/100 mL	200	283.2	86400	-	26,870.6
5439000	5/15/2005	20.1	20.1	0.2732	5.49	6792	57.5691%	Fecal		CFU/100 mL	200	283.2	86400	-	26,870.6
5439000	7/25/2009	20.1	20.1	0.2732	5.49	6792	57.5691%	Fecal		CFU/100 mL	200	283.2	86400	-	26,870.6
5439000	5/6/2021	20.1	20.1	0.2732	5.49	6792	57.5691%	Fecal		CFU/100 mL	200	283.2	86400	-	26,870.6
5439000	8/2/1990	20	20	0.2732	5.46	6796	57.6030%	Fecal		CFU/100 mL	200	283.2	86400	-	26,736.9
5439000	10/12/1990	20	20	0.2732	5.46	6796	57.6030%	Fecal		CFU/100 mL	200	283.2	86400	-	26,736.9
5439000	10/15/1990	20	20	0.2732	5.46	6796	57.6030%	Fecal		CFU/100 mL	200	283.2	86400	-	26,736.9
5439000	6/27/1991	20	20	0.2732	5.46	6796	57.6030%	Fecal		CFU/100 mL	200	283.2	86400	-	26,736.9
5439000	7/1/1991	20	20	0.2732	5.46	6796	57.6030%	Fecal		CFU/100 mL	200	283.2	86400	-	26,736.9
5439000	11/27/1991	20	20	0.2732	5.46	6796	57.6030%	Fecal		CFU/100 mL	200	283.2	86400	-	26,736.9
5439000	5/27/1992	20	20	0.2732	5.46	6796	57.6030%	Fecal		CFU/100 mL	200	283.2	86400	-	26,736.9
5439000	6/17/1992	20	20	0.2732	5.46	6796	57.6030%	Fecal		CFU/100 mL	200	283.2	86400	-	26,736.9
5439000	8/26/1992	20	20	0.2732	5.46	6796	57.6030%	Fecal		CFU/100 mL	200	283.2	86400	-	26,736.9

Gage ID	Date	Discharge (CFS)	Gage Discharge (less Surrogate NPDES) (CFS)	Watershed Area Ratio	Calculated flow (CFS)	Rank	Flow Exceedance %	Parameter	Results	Units (mg or micro_gram	Limit/Standard	100mL/CF	sec/day	Actual Load (million colonies/day)	Allowable Load (million colonies/day)
5439000	9/18/1992	20	20	0.2732	5.46	6796	57.6030%	Fecal		CFU/100 mL	200	283.2	86400	-	26,736.9
5439000	9/20/1992	20	20	0.2732	5.46	6796	57.6030%	Fecal		CFU/100 mL	200	283.2	86400	-	26,736.9
5439000	9/25/1992	20	20	0.2732	5.46	6796	57.6030%	Fecal		CFU/100 mL	200	283.2	86400	-	26,736.9
5439000	8/14/1993	20	20	0.2732	5.46	6796	57.6030%	Fecal		CFU/100 mL	200	283.2	86400	-	26,736.9
5439000	9/11/1993	20	20	0.2732	5.46	6796	57.6030%	Fecal		CFU/100 mL	200	283.2	86400	-	26,736.9
5439000	1/8/1994	20	20	0.2732	5.46	6796	57.6030%	Fecal		CFU/100 mL	200	283.2	86400	-	26,736.9
5439000	1/9/1994	20	20	0.2732	5.46	6796	57.6030%	Fecal		CFU/100 mL	200	283.2	86400	-	26,736.9
5439000	1/10/1994	20	20	0.2732	5.46	6796	57.6030%	Fecal		CFU/100 mL	200	283.2	86400	-	26,736.9
5439000	1/13/1994	20	20	0.2732	5.46	6796	57.6030%	Fecal		CFU/100 mL	200	283.2	86400	-	26,736.9
5439000	1/21/1994	20	20	0.2732	5.46	6796	57.6030%	Fecal		CFU/100 mL	200	283.2	86400	-	26,736.9
5439000	1/27/1994	20	20	0.2732	5.46	6796	57.6030%	Fecal		CFU/100 mL	200	283.2	86400	-	26,736.9
5439000	1/31/1994	20	20	0.2732	5.46	6796	57.6030%	Fecal		CFU/100 mL	200	283.2	86400	-	26,736.9
5439000	2/1/1994	20	20	0.2732	5.46	6796	57.6030%	Fecal		CFU/100 mL	200	283.2	86400	-	26,736.9
5439000	2/2/1994	20	20	0.2732	5.46	6796	57.6030%	Fecal		CFU/100 mL	200	283.2	86400	-	26,736.9
5439000	2/3/1994	20	20	0.2732	5.46	6796	57.6030%	Fecal		CFU/100 mL	200	283.2	86400	-	26,736.9
5439000	2/4/1994	20	20	0.2732	5.46	6796	57.6030%	Fecal		CFU/100 mL	200	283.2	86400	-	26,736.9
5439000	2/14/1994	20	20	0.2732	5.46	6796	57.6030%	Fecal		CFU/100 mL	200	283.2	86400	-	26,736.9
5439000	8/18/1995	20	20	0.2732	5.46	6796	57.6030%	Fecal		CFU/100 mL	200	283.2	86400	-	26,736.9
5439000	12/14/1995	20	20	0.2732	5.46	6796	57.6030%	Fecal		CFU/100 mL	200	283.2	86400	-	26,736.9
5439000	12/15/1995	20	20	0.2732	5.46	6796	57.6030%	Fecal		CFU/100 mL	200	283.2	86400	-	26,736.9
5439000	4/24/1996	20	20	0.2732	5.46	6796	57.6030%	Fecal		CFU/100 mL	200	283.2	86400	-	26,736.9
5439000	12/27/1996	20	20	0.2732	5.46	6796	57.6030%	Fecal		CFU/100 mL	200	283.2	86400	-	26,736.9
5439000	1/12/1997	20	20	0.2732	5.46	6796	57.6030%	Fecal		CFU/100 mL	200	283.2	86400	-	26,736.9
5439000	1/13/1997	20	20	0.2732	5.46	6796	57.6030%	Fecal		CFU/100 mL	200	283.2	86400	-	26,736.9
5439000	1/21/1997	20	20	0.2732	5.46	6796	57.6030%	Fecal		CFU/100 mL	200	283.2	86400	-	26,736.9
5439000	1/27/1997	20	20	0.2732	5.46	6796	57.6030%	Fecal		CFU/100 mL	200	283.2	86400	-	26,736.9
5439000	2/11/1997	20	20	0.2732	5.46	6796	57.6030%	Fecal		CFU/100 mL	200	283.2	86400	-	26,736.9
5439000	1/26/1998	20	20	0.2732	5.46	6796	57.6030%	Fecal		CFU/100 mL	200	283.2	86400	-	26,736.9
5439000	7/18/1998	20	20	0.2732	5.46	6796	57.6030%	Fecal		CFU/100 mL	200	283.2	86400	-	26,736.9
5439000	12/24/1998	20	20	0.2732	5.46	6796	57.6030%	Fecal		CFU/100 mL	200	283.2	86400	-	26,736.9
5439000	7/8/1999	20	20	0.2732	5.46	6796	57.6030%	Fecal		CFU/100 mL	200	283.2	86400	-	26,736.9
5439000	4/18/2000	20	20	0.2732	5.46	6796	57.6030%	Fecal		CFU/100 mL	200	283.2	86400	-	26,736.9
5439000	9/24/2000	20	20	0.2732	5.46	6796	57.6030%	Fecal		CFU/100 mL	200	283.2	86400	-	26,736.9
5439000	6/30/2001	20	20	0.2732	5.46	6796	57.6030%	Fecal		CFU/100 mL	200	283.2	86400	-	26,736.9
5439000	9/20/2001	20	20	0.2732	5.46	6796	57.6030%	Fecal		CFU/100 mL	200	283.2	86400	-	26,736.9
5439000	8/4/2002	20	20	0.2732	5.46	6796	57.6030%	Fecal		CFU/100 mL	200	283.2	86400	-	26,736.9
5439000	4/10/2006	20	20	0.2732	5.46	6796	57.6030%	Fecal		CFU/100 mL	200	283.2	86400	-	26,736.9
5439000	6/16/2007	20	20	0.2732	5.46	6796	57.6030%	Fecal		CFU/100 mL	200	283.2	86400	-	26,736.9
5439000	12/15/2007	20	20	0.2732	5.46	6796	57.6030%	Fecal		CFU/100 mL	200	283.2	86400	-	26,736.9
5439000	7/27/2008	20	20	0.2732	5.46	6796	57.6030%	Fecal		CFU/100 mL	200	283.2	86400	-	26,736.9
5439000	12/5/2008	20	20	0.2732	5.46	6796	57.6030%	Fecal		CFU/100 mL	200	283.2	86400	-	26,736.9
5439000	8/17/2009	20	20	0.2732	5.46	6796	57.6030%	Fecal		CFU/100 mL	200	283.2	86400	-	26,736.9
5439000	8/20/2009	20	20	0.2732	5.46	6796	57.6030%	Fecal		CFU/100 mL	200	283.2	86400	-	26,736.9
5439000	1/8/2011	20	20	0.2732	5.46	6796	57.6030%	Fecal		CFU/100 mL	200	283.2	86400	-	26,736.9
5439000	1/9/2011	20	20	0.2732	5.46	6796	57.6030%	Fecal		CFU/100 mL	200	283.2	86400	-	26,736.9
5439000	1/18/2011	20	20	0.2732	5.46	6796	57.6030%	Fecal		CFU/100 mL	200	283.2	86400	-	26,736.9
5439000	6/13/2012	20	20	0.2732	5.46	6796	57.6030%	Fecal		CFU/100 mL	200	283.2	86400	-	26,736.9
5439000	2/2/2013	20	20	0.2732	5.46	6796	57.6030%	Fecal		CFU/100 mL	200	283.2	86400	-	26,736.9
5439000	2/17/2013	20	20	0.2732	5.46	6796	57.6030%	Fecal		CFU/100 mL	200	283.2	86400	-	26,736.9
5439000	10/29/2016	20	20	0.2732	5.46	6796	57.6030%	Fecal		CFU/100 mL	200	283.2	86400	-	26,736.9
5439000	11/13/2016	20	20	0.2732	5.46	6796	57.6030%	Fecal		CFU/100 mL	200	283.2	86400	-	26,736.9
5439000	3/5/2022	37.4	37.4	0.1459	5.46	6856	58.1115%	Fecal		CFU/100 mL	200	283.2	86400	-	26,709.4
5439000	12/9/2001	19.9	19.9	0.2732	5.44	6857	58.1200%	Fecal		CFU/100 mL	200	283.2	86400	-	26,603.2
5439000	7/3/2002	19.9	19.9	0.2732	5.44	6857	58.1200%	Fecal		CFU/100 mL	200	283.2	86400	-	26,603.2
5439000	4/26/2014	19.9	19.9	0.2732	5.44	6857	58.1200%	Fecal		CFU/100 mL	200	283.2	86400	-	26,603.2
5439000	5/7/2021	19.9	19.9	0.2732	5.44	6857	58.1200%	Fecal		CFU/100 mL	200	283.2	86400	-	26,603.2
5439000	7/25/2021	19.9	19.9	0.2732	5.44	6857	58.1200%	Fecal		CFU/100 mL	200	283.2	86400	-	26,603.2
5439000	10/24/2021	19.9	19.9	0.2732	5.44	6857	58.1200%	Fecal		CFU/100 mL	200	283.2	86400	-	26,603.2
5439000	4/27/1994	19.8	19.8	0.2732	5.41	6863	58.1709%	Fecal		CFU/100 mL	200	283.2	86400	-	26,469.5
5439000	10/14/2012	19.8	19.8	0.2732	5.41	6863	58.1709%	Fecal		CFU/100 mL	200	283.2	86400	-	26,469.5
5439000	12/13/2017	19.8	19.8	0.2732	5.41	6863	58.1709%	Fecal		CFU/100 mL	200	283.2	86400	-	26,469.5
5439000	5/7/1994	19.7	19.7	0.2732	5.38	6866	58.1963%	Fecal		CFU/100 mL	200	283.2	86400	-	26,335.9
5439000	11/4/2001	19.7	19.7	0.2732	5.38	6866	58.1963%	Fecal		CFU/100 mL	200	283.2	86400	-	26,335.9
5439000	6/14/2003	19.7	19.7	0.2732	5.38	6866	58.1963%	Fecal		CFU/100 mL	200	283.2	86400	-	26,335.9
5439000	5/8/2014	19.7	19.7	0.2732	5.38	6866	58.1963%	Fecal		CFU/100 mL	200	283.2	86400	-	26,335.9
5439000	9/10/2015	19.7	19.7	0.2732	5.38	6866	58.1963%	Fecal		CFU/100 mL	200	283.2	86400	-	26,335.9
5439000	4/22/1994	19.6	19.6	0.2732	5.35	6871	58.2387%	Fecal		CFU/100 mL	200	283.2	86400	-	26,202.2
5439000	4/12/2006	19.6	19.6	0.2732	5.35	6871	58.2387%	Fecal		CFU/100 mL	200	283.2	86400	-	26,202.2
5439000	5/10/2014	19.6	19.6	0.2732	5.35	6871	58.2387%	Fecal		CFU/100 mL	200	283.2	86400	-	26,202.2
5439000	8/12/2014	19.6	19.6	0.2732	5.35	6871	58.2387%	Fecal		CFU/100 mL	200	283.2	86400	-	26,202.2
5439000	8/1/2015	19.6	19.6	0.2732	5.35	6871	58.2387%	Fecal		CFU/100 mL	200	283.2	86400	-	26,202.2
5439000	7/27/2019	19.6	19.6	0.2732	5.35	6871	58.2387%	Fecal		CFU/100 mL	200	283.2	86400	-	26,202.2
5439000	3/9/2022	36.6	36.6	0.1459	5.34	6877	58.2895%	Fecal		CFU/100 mL	200	283.2	86400	-	26,138.1
5439000	7/13/2004	19.5	19.5	0.2732	5.33	6878	58.2980%	Fecal		CFU/100 mL	200	283.2	86400	-	26,068.5
5439000	4/11/2006	19.5	19.5	0.2732	5.33	6878	58.2980%	Fecal		CFU/100 mL	200	283.2	86400	-	26,068.5
5439000	12/21/2007	19.5	19.5	0.2732	5.33	6878	58.2980%	Fecal		CFU/100 mL	200	283.2	86400	-	26,068.5
5439000	7/17/2010	19.5	19.5	0.2732	5.33	6878	58.2980%	Fecal		CFU/100 mL	200	283.2	86400	-	26,068.5
5439000	11/3/2011	19.5	19.5	0.2732	5.33	6878	58.2980%	Fecal		CFU/100 mL	200	283.2	86400	-	26,068.5
5439000	4/23/1994	19.4	19.4	0.2732	5.30	6883	58.3404%	Fecal		CFU/100 mL	200	283.2	86400	-	25,934.8
5439000	12/29/2001	19.4	19.4	0.2732	5.30	6883	58.3404%	Fecal		CFU/100 mL	200	283.2	86400	-	25,934.8
5439000	6/15/2007	19.4	19.4	0.2732	5.30	6883	58.3404%	Fecal		CFU/100 mL	200	283.2	86400	-	25,934.8
5439000	9/13/2014	19.4	19.4	0.2732	5.30	6883	58.3404%	Fecal		CFU/100 mL	200	283.2	86400	-	25,934.8
5439000	11/5/2018	19.4	19.4	0.2732	5.30	6883	58.3404%	Fecal		CFU/100 mL	200	283.2	86400	-	25,934.8
5439000	7/4/2002	19.3	19.3	0.2732	5.27	6888	58.3828%	Fecal		CFU/100 mL	200	283.2	86400	-	25,801.1
5439000	6/8/2006	19.3	19.3	0.2732	5.27	6888	58.3828%	Fecal		CFU/100 mL	200	283.2	86400	-	25,801.1
5439000	6/14/2012	19.3	19.3	0.2732	5.27	6888	58.3828%	Fecal		CFU/100 mL	200	283.2	86400	-	25,801.1
5439000	3/17/2003	19.2	19.2	0.2732	5.25	6891	58.4082%	Fecal		CFU/100 mL	200	283.2	86400	-	25,667.4
5439000	11/23/2016	19.2	19.2	0.2732	5.25	6891	58.4082%	Fecal		CFU/100 mL	200	283.2	86400	-	25,667.4
5439000	7/3/2007	19.1	19.1	0.2732	5.22	6893	58.4252%	Fecal		CFU/100 mL	200	283.2	86400	-	25,533.8
5439000	1/13/1990	19	19	0.2732	5.19	6894	58.4336%	Fecal		CFU/100 mL	200	283.2	86400	-	25,400.1
5439000	10/16/1990	19	19	0.2732	5.19	6894	58.4336%	Fecal		CFU/100 mL	200	283.2	86400	-	25,400.1
5439000	3/13/1991	19	19	0.2732	5.19	6894	58.4336%	Fecal		CFU/100 mL	200	283.2	86400	-	25,400.1
5439000	3/14/1991	19	19	0.2732	5.19	6894	58.4336%	Fecal		CFU/100 mL	200	283.2	86400	-	25,400.1
5439000	6/28/1991	19	19	0.2732	5.19	6894	58.4336%	Fecal		CFU/100 mL	200	283.2	86400	-	25,400.1
5439000	10/30/1991	19	19	0.2732	5.19	6894	58.4336%	Fecal		CFU/100 mL	200	283.2	86400	-	25,400.1
5439000	6/5/1992	19	19	0.2732	5.19	6894	58.4336%	Fecal		CFU/100 mL	200	283.2	86400	-	25,400.1
5439000	7/25/1992	19	19	0.2732	5.19	6894	58.4336%	Fecal		CFU/100 mL	200	283.2	86400	-	25,400.1
5439000	10/1/1992	19	19	0.2732	5.19	6894	58.4336%	Fecal		CFU/100 mL	200	283.2	86400	-	25,400.1
5439000	8/8/1993	19	19	0.2732	5.19	6894	58.4336%	Fecal		CFU/100 mL	200	283.2	86400	-	25,400.1
5439000	8/20/1993	19	19	0.2732	5.19	6894	58.4336%	Fecal		CFU/100 mL	200	283.2	86400	-	25,400.1
5439000	9/8/1993	19	19	0.2732	5.19	6894	58.4336%	Fecal		CFU/100 mL	200	283.2	86400	-	25,400.1
5439000	1/14/1994	19	19	0.2732	5.19	6894	58.4336%	Fecal		CFU/100 mL	200	283.2	86400	-	25,400.1
5439000	1/15/1994	19	19	0.2732	5.19	6894	58.4336%	Fecal		CFU/100 mL	200	283.2	86400	-	25,400.1
5439000	1/28/1994	19	19	0.2732	5.19	6894	58.4336%	Fecal		CFU/100 mL	200	283.2	86400	-	25,400.1
5439000	1/29/1994	19	19	0.2732	5.19	6894	58.4336%	Fecal		CFU/100 mL	200	283.2	86400	-	25,400.1
5439000	1/30/1994	19	19	0.2732	5.19	6894	58.4336%	Fecal		CFU/100 mL	200	283.2	86400	-	25,400.1
5439000	2/5/1994	19	19	0.2732	5.19	6894	58.4336%	Fecal		CFU/100 mL	200	283.2	86400	-	25,400.1
5439000	2/6/1994	19	19	0.2732	5.19	6894	58.4336%	Fecal		CFU/100 mL	200	283.2	86400	-	25,400.1
5439000	8/10/1994	19	19	0.2732	5.19	6894	58.4336%	Fecal		CFU/100 mL	200	283.2	86400	-	25,400.1
5439000	7/16/1995	19	19	0.2732	5.19	6894	58.4336%	Fecal		CFU/100 mL	200	283.2	86400	-	25,400.1
5439000	3/28/1996	19	19	0.2732	5.19	6894	58.4336%	Fecal		CFU/100 mL	200	283.2	86400	-	25,400.1
5439000	9/1/1996	19	19	0.2732	5.19	6894	58.4336%	Fecal		CFU/100 mL	200	283.2	86400	-	25,400.1
5439000	1/1/1997	19	19	0.2732	5.19	6894	58.4336%	Fecal		CFU/100 mL	200	283.2	86400	-	25,400.1
5439000	1/15/1997	19	19	0.2732	5.19	6894	58.4336%	Fecal		CFU/100 mL	200	283.2	86400	-	25,400.1
5439000	1/16/1997	19	19	0.2732	5.19	6894	58.4336%	Fecal		CFU/100 mL	200	283.2	86400	-	25,400.1
5439000	1/17/1997	19	19	0.2732	5.19	6894	58.4336%	Fecal		CFU/100 mL	200	283.2	86400	-	25,400.1
5439000	1/19/1997	19	19	0.2732	5.19	6894	58.4336%	Fecal		CFU/100 mL	200	283.2	86400	-	25,400.1
5439000	1/20/1997	19	19	0.2732	5.19	6894	58.4336%	Fecal		CFU/100 mL	200	283.2	86400	-	25,400.1
5439000	2/2/1997	19	19	0.2732	5.19	6894	58.4336%	Fecal		CFU/100 mL	200	283.2	86400	-	25,400.1
5439000	2/3/1997	19	19	0.2732	5.19	6894	58.4336%	Fecal		CFU/100 mL	200	283.2	86400	-	25,400.1
5439000	2/12/1997	19	19	0.2732	5.19	6894	58.4336%	Fecal		CFU/100 mL	200	283.2	86400	-	25,400.1
5439000	2/16/1997	19	19	0.2732	5.19	6894	58.4336%	Fecal		CFU/100 mL	200	283.2	86400	-	25,400.1
5439000	6/24/1997	19	19	0.2732	5.19	6894	58.4336%	Fecal		CFU/100 mL	200	283.2	86400	-	25,400.1
5439000	1/27/1998	19	19	0.2732	5.19	6894	58.4336%	Fecal		CFU/100 mL	200	283.2	86400	-	25,400.1
5439000	1/28/1998	19	19	0.2732	5.19	6894	58.4336%	Fecal		CFU/100 mL	200	283.2	86400	-	25,400.1
5439000	1/31/1998	19	19	0.2732	5.19	6894	58.4336%	Fecal		CFU/100 mL	200	283.2	86400	-	25,400.1

Gage ID	Date	Discharge (CFS)	Gage Discharge (less Surrogate NPDES) (CFS)	Watershed Area Ratio	Calculated flow (CFS)	Rank	Flow Exceedance %	Parameter	Results	Units (mg or micro_gram	Limit/Standard	100mL/CF	sec/day	Actual Load (million colonies/day)	Allowable Load (million colonies/day)
5439000	7/22/1998	19	19	0.2732	5.19	6894	58.4336%	Fecal		CFU/100 mL	200	283.2	86400	-	25,400.1
5439000	7/24/1999	19	19	0.2732	5.19	6894	58.4336%	Fecal		CFU/100 mL	200	283.2	86400	-	25,400.1
5439000	10/3/1999	19	19	0.2732	5.19	6894	58.4336%	Fecal		CFU/100 mL	200	283.2	86400	-	25,400.1
5439000	10/5/1999	19	19	0.2732	5.19	6894	58.4336%	Fecal		CFU/100 mL	200	283.2	86400	-	25,400.1
5439000	4/8/2000	19	19	0.2732	5.19	6894	58.4336%	Fecal		CFU/100 mL	200	283.2	86400	-	25,400.1
5439000	4/11/2000	19	19	0.2732	5.19	6894	58.4336%	Fecal		CFU/100 mL	200	283.2	86400	-	25,400.1
5439000	4/16/2000	19	19	0.2732	5.19	6894	58.4336%	Fecal		CFU/100 mL	200	283.2	86400	-	25,400.1
5439000	7/23/2000	19	19	0.2732	5.19	6894	58.4336%	Fecal		CFU/100 mL	200	283.2	86400	-	25,400.1
5439000	11/27/2000	19	19	0.2732	5.19	6894	58.4336%	Fecal		CFU/100 mL	200	283.2	86400	-	25,400.1
5439000	12/4/2000	19	19	0.2732	5.19	6894	58.4336%	Fecal		CFU/100 mL	200	283.2	86400	-	25,400.1
5439000	12/7/2000	19	19	0.2732	5.19	6894	58.4336%	Fecal		CFU/100 mL	200	283.2	86400	-	25,400.1
5439000	12/8/2000	19	19	0.2732	5.19	6894	58.4336%	Fecal		CFU/100 mL	200	283.2	86400	-	25,400.1
5439000	7/1/2001	19	19	0.2732	5.19	6894	58.4336%	Fecal		CFU/100 mL	200	283.2	86400	-	25,400.1
5439000	10/22/2001	19	19	0.2732	5.19	6894	58.4336%	Fecal		CFU/100 mL	200	283.2	86400	-	25,400.1
5439000	12/10/2001	19	19	0.2732	5.19	6894	58.4336%	Fecal		CFU/100 mL	200	283.2	86400	-	25,400.1
5439000	10/4/2002	19	19	0.2732	5.19	6894	58.4336%	Fecal		CFU/100 mL	200	283.2	86400	-	25,400.1
5439000	1/24/2005	19	19	0.2732	5.19	6894	58.4336%	Fecal		CFU/100 mL	200	283.2	86400	-	25,400.1
5439000	1/19/2011	19	19	0.2732	5.19	6894	58.4336%	Fecal		CFU/100 mL	200	283.2	86400	-	25,400.1
5439000	2/13/2011	19	19	0.2732	5.19	6894	58.4336%	Fecal		CFU/100 mL	200	283.2	86400	-	25,400.1
5439000	7/13/2011	19	19	0.2732	5.19	6894	58.4336%	Fecal		CFU/100 mL	200	283.2	86400	-	25,400.1
5439000	6/17/2012	19	19	0.2732	5.19	6894	58.4336%	Fecal		CFU/100 mL	200	283.2	86400	-	25,400.1
5439000	8/23/2014	19	19	0.2732	5.19	6894	58.4336%	Fecal		CFU/100 mL	200	283.2	86400	-	25,400.1
5439000	12/16/2014	19	19	0.2732	5.19	6894	58.4336%	Fecal		CFU/100 mL	200	283.2	86400	-	25,400.1
5439000	5/3/1994	18.9	18.9	0.2732	5.16	6954	58.9422%	Fecal		CFU/100 mL	200	283.2	86400	-	25,266.4
5439000	6/20/2003	18.9	18.9	0.2732	5.16	6954	58.9422%	Fecal		CFU/100 mL	200	283.2	86400	-	25,266.4
5439000	7/8/2020	18.9	18.9	0.2732	5.16	6954	58.9422%	Fecal		CFU/100 mL	200	283.2	86400	-	25,266.4
5439000	5/5/1994	18.8	18.8	0.2732	5.14	6957	58.9676%	Fecal		CFU/100 mL	200	283.2	86400	-	25,132.7
5439000	6/19/1994	18.8	18.8	0.2732	5.14	6957	58.9676%	Fecal		CFU/100 mL	200	283.2	86400	-	25,132.7
5439000	11/5/2003	18.8	18.8	0.2732	5.14	6957	58.9676%	Fecal		CFU/100 mL	200	283.2	86400	-	25,132.7
5439000	6/15/2012	18.8	18.8	0.2732	5.14	6957	58.9676%	Fecal		CFU/100 mL	200	283.2	86400	-	25,132.7
5439000	2/8/2013	18.8	18.8	0.2732	5.14	6957	58.9676%	Fecal		CFU/100 mL	200	283.2	86400	-	25,132.7
5439000	4/11/2018	18.8	18.8	0.2732	5.14	6957	58.9676%	Fecal		CFU/100 mL	200	283.2	86400	-	25,132.7
5439000	6/16/2012	18.7	18.7	0.2732	5.11	6963	59.0185%	Fecal		CFU/100 mL	200	283.2	86400	-	24,999.0
5439000	8/2/2014	18.7	18.7	0.2732	5.11	6963	59.0185%	Fecal		CFU/100 mL	200	283.2	86400	-	24,999.0
5439000	7/13/2016	18.7	18.7	0.2732	5.11	6963	59.0185%	Fecal		CFU/100 mL	200	283.2	86400	-	24,999.0
5439000	11/16/2016	18.7	18.7	0.2732	5.11	6963	59.0185%	Fecal		CFU/100 mL	200	283.2	86400	-	24,999.0
5439000	10/21/2018	18.7	18.7	0.2732	5.11	6963	59.0185%	Fecal		CFU/100 mL	200	283.2	86400	-	24,999.0
5439000	5/23/2007	18.6	18.6	0.2732	5.08	6968	59.0609%	Fecal		CFU/100 mL	200	283.2	86400	-	24,865.3
5439000	8/2/2007	18.6	18.6	0.2732	5.08	6968	59.0609%	Fecal		CFU/100 mL	200	283.2	86400	-	24,865.3
5439000	6/1/2014	18.6	18.6	0.2732	5.08	6968	59.0609%	Fecal		CFU/100 mL	200	283.2	86400	-	24,865.3
5439000	7/4/2017	18.6	18.6	0.2732	5.08	6968	59.0609%	Fecal		CFU/100 mL	200	283.2	86400	-	24,865.3
5439000	8/11/2019	18.6	18.6	0.2732	5.08	6968	59.0609%	Fecal		CFU/100 mL	200	283.2	86400	-	24,865.3
5439000	5/4/1994	18.5	18.5	0.2732	5.05	6973	59.1032%	Fecal		CFU/100 mL	200	283.2	86400	-	24,731.6
5439000	11/29/2014	18.5	18.5	0.2732	5.05	6973	59.1032%	Fecal		CFU/100 mL	200	283.2	86400	-	24,731.6
5439000	2/15/2018	18.5	18.5	0.2732	5.05	6973	59.1032%	Fecal		CFU/100 mL	200	283.2	86400	-	24,731.6
5439000	7/19/2018	18.5	18.5	0.2732	5.05	6973	59.1032%	Fecal		CFU/100 mL	200	283.2	86400	-	24,731.6
5439000	11/29/2004	18.4	18.4	0.2732	5.03	6977	59.1371%	Fecal		CFU/100 mL	200	283.2	86400	-	24,598.0
5439000	7/22/2018	18.4	18.4	0.2732	5.03	6977	59.1371%	Fecal		CFU/100 mL	200	283.2	86400	-	24,598.0
5439000	11/30/2020	18.4	18.4	0.2732	5.03	6977	59.1371%	Fecal		CFU/100 mL	200	283.2	86400	-	24,598.0
5439000	5/6/1994	18.3	18.3	0.2732	5.00	6980	59.1626%	Fecal		CFU/100 mL	200	283.2	86400	-	24,464.3
5439000	7/5/2002	18.3	18.3	0.2732	5.00	6980	59.1626%	Fecal		CFU/100 mL	200	283.2	86400	-	24,464.3
5439000	6/9/2006	18.3	18.3	0.2732	5.00	6980	59.1626%	Fecal		CFU/100 mL	200	283.2	86400	-	24,464.3
5439000	7/1/2008	18.3	18.3	0.2732	5.00	6980	59.1626%	Fecal		CFU/100 mL	200	283.2	86400	-	24,464.3
5439000	7/2/2008	18.3	18.3	0.2732	5.00	6980	59.1626%	Fecal		CFU/100 mL	200	283.2	86400	-	24,464.3
5439000	8/6/2008	18.3	18.3	0.2732	5.00	6980	59.1626%	Fecal		CFU/100 mL	200	283.2	86400	-	24,464.3
5439000	7/18/2009	18.3	18.3	0.2732	5.00	6980	59.1626%	Fecal		CFU/100 mL	200	283.2	86400	-	24,464.3
5439000	5/8/1994	18.2	18.2	0.2732	4.97	6987	59.2219%	Fecal		CFU/100 mL	200	283.2	86400	-	24,330.6
5439000	3/16/2003	18.2	18.2	0.2732	4.97	6987	59.2219%	Fecal		CFU/100 mL	200	283.2	86400	-	24,330.6
5439000	12/20/2003	18.2	18.2	0.2732	4.97	6987	59.2219%	Fecal		CFU/100 mL	200	283.2	86400	-	24,330.6
5439000	11/23/2014	18.2	18.2	0.2732	4.97	6987	59.2219%	Fecal		CFU/100 mL	200	283.2	86400	-	24,330.6
5439000	7/23/2020	18.2	18.2	0.2732	4.97	6987	59.2219%	Fecal		CFU/100 mL	200	283.2	86400	-	24,330.6
5439000	12/11/2001	18.1	18.1	0.2732	4.94	6992	59.2643%	Fecal		CFU/100 mL	200	283.2	86400	-	24,196.9
5439000	8/1/2003	18.1	18.1	0.2732	4.94	6992	59.2643%	Fecal		CFU/100 mL	200	283.2	86400	-	24,196.9
5439000	11/4/2003	18.1	18.1	0.2732	4.94	6992	59.2643%	Fecal		CFU/100 mL	200	283.2	86400	-	24,196.9
5439000	7/6/2006	18.1	18.1	0.2732	4.94	6992	59.2643%	Fecal		CFU/100 mL	200	283.2	86400	-	24,196.9
5439000	2/26/2007	18.1	18.1	0.2732	4.94	6992	59.2643%	Fecal		CFU/100 mL	200	283.2	86400	-	24,196.9
5439000	2/27/2007	18.1	18.1	0.2732	4.94	6992	59.2643%	Fecal		CFU/100 mL	200	283.2	86400	-	24,196.9
5439000	7/14/2017	18.1	18.1	0.2732	4.94	6992	59.2643%	Fecal		CFU/100 mL	200	283.2	86400	-	24,196.9
5439000	8/10/2017	18.1	18.1	0.2732	4.94	6992	59.2643%	Fecal		CFU/100 mL	200	283.2	86400	-	24,196.9
5439000	9/2/1990	18	18	0.2732	4.92	7000	59.3321%	Fecal		CFU/100 mL	200	283.2	86400	-	24,063.2
5439000	10/14/1990	18	18	0.2732	4.92	7000	59.3321%	Fecal		CFU/100 mL	200	283.2	86400	-	24,063.2
5439000	10/25/1990	18	18	0.2732	4.92	7000	59.3321%	Fecal		CFU/100 mL	200	283.2	86400	-	24,063.2
5439000	10/27/1990	18	18	0.2732	4.92	7000	59.3321%	Fecal		CFU/100 mL	200	283.2	86400	-	24,063.2
5439000	11/4/1990	18	18	0.2732	4.92	7000	59.3321%	Fecal		CFU/100 mL	200	283.2	86400	-	24,063.2
5439000	11/3/1991	18	18	0.2732	4.92	7000	59.3321%	Fecal		CFU/100 mL	200	283.2	86400	-	24,063.2
5439000	5/28/1992	18	18	0.2732	4.92	7000	59.3321%	Fecal		CFU/100 mL	200	283.2	86400	-	24,063.2
5439000	5/29/1992	18	18	0.2732	4.92	7000	59.3321%	Fecal		CFU/100 mL	200	283.2	86400	-	24,063.2
5439000	5/30/1992	18	18	0.2732	4.92	7000	59.3321%	Fecal		CFU/100 mL	200	283.2	86400	-	24,063.2
5439000	5/31/1992	18	18	0.2732	4.92	7000	59.3321%	Fecal		CFU/100 mL	200	283.2	86400	-	24,063.2
5439000	6/3/1992	18	18	0.2732	4.92	7000	59.3321%	Fecal		CFU/100 mL	200	283.2	86400	-	24,063.2
5439000	6/4/1992	18	18	0.2732	4.92	7000	59.3321%	Fecal		CFU/100 mL	200	283.2	86400	-	24,063.2
5439000	8/2/1992	18	18	0.2732	4.92	7000	59.3321%	Fecal		CFU/100 mL	200	283.2	86400	-	24,063.2
5439000	8/21/1993	18	18	0.2732	4.92	7000	59.3321%	Fecal		CFU/100 mL	200	283.2	86400	-	24,063.2
5439000	8/22/1993	18	18	0.2732	4.92	7000	59.3321%	Fecal		CFU/100 mL	200	283.2	86400	-	24,063.2
5439000	9/9/1993	18	18	0.2732	4.92	7000	59.3321%	Fecal		CFU/100 mL	200	283.2	86400	-	24,063.2
5439000	1/16/1994	18	18	0.2732	4.92	7000	59.3321%	Fecal		CFU/100 mL	200	283.2	86400	-	24,063.2
5439000	1/17/1994	18	18	0.2732	4.92	7000	59.3321%	Fecal		CFU/100 mL	200	283.2	86400	-	24,063.2
5439000	2/7/1994	18	18	0.2732	4.92	7000	59.3321%	Fecal		CFU/100 mL	200	283.2	86400	-	24,063.2
5439000	2/8/1994	18	18	0.2732	4.92	7000	59.3321%	Fecal		CFU/100 mL	200	283.2	86400	-	24,063.2
5439000	2/9/1994	18	18	0.2732	4.92	7000	59.3321%	Fecal		CFU/100 mL	200	283.2	86400	-	24,063.2
5439000	2/10/1994	18	18	0.2732	4.92	7000	59.3321%	Fecal		CFU/100 mL	200	283.2	86400	-	24,063.2
5439000	2/11/1994	18	18	0.2732	4.92	7000	59.3321%	Fecal		CFU/100 mL	200	283.2	86400	-	24,063.2
5439000	2/12/1994	18	18	0.2732	4.92	7000	59.3321%	Fecal		CFU/100 mL	200	283.2	86400	-	24,063.2
5439000	2/13/1994	18	18	0.2732	4.92	7000	59.3321%	Fecal		CFU/100 mL	200	283.2	86400	-	24,063.2
5439000	10/8/1994	18	18	0.2732	4.92	7000	59.3321%	Fecal		CFU/100 mL	200	283.2	86400	-	24,063.2
5439000	10/9/1994	18	18	0.2732	4.92	7000	59.3321%	Fecal		CFU/100 mL	200	283.2	86400	-	24,063.2
5439000	12/16/1995	18	18	0.2732	4.92	7000	59.3321%	Fecal		CFU/100 mL	200	283.2	86400	-	24,063.2
5439000	2/15/1996	18	18	0.2732	4.92	7000	59.3321%	Fecal		CFU/100 mL	200	283.2	86400	-	24,063.2
5439000	3/2/1996	18	18	0.2732	4.92	7000	59.3321%	Fecal		CFU/100 mL	200	283.2	86400	-	24,063.2
5439000	4/27/1996	18	18	0.2732	4.92	7000	59.3321%	Fecal		CFU/100 mL	200	283.2	86400	-	24,063.2
5439000	12/30/1996	18	18	0.2732	4.92	7000	59.3321%	Fecal		CFU/100 mL	200	283.2	86400	-	24,063.2
5439000	12/31/1996	18	18	0.2732	4.92	7000	59.3321%	Fecal		CFU/100 mL	200	283.2	86400	-	24,063.2
5439000	1/18/1997	18	18	0.2732	4.92	7000	59.3321%	Fecal		CFU/100 mL	200	283.2	86400	-	24,063.2
5439000	1/28/1997	18	18	0.2732	4.92	7000	59.3321%	Fecal		CFU/100 mL	200	283.2	86400	-	24,063.2
5439000	1/29/1997	18	18	0.2732	4.92	7000	59.3321%	Fecal		CFU/100 mL	200	283.2	86400	-	24,063.2
5439000	1/31/1997	18	18	0.2732	4.92	7000	59.3321%	Fecal		CFU/100 mL	200	283.2	86400	-	24,063.2
5439000	2/1/1997	18	18	0.2732	4.92	7000	59.3321%	Fecal		CFU/100 mL	200	283.2	86400	-	24,063.2
5439000	2/13/1997	18	18	0.2732	4.92	7000	59.3321%	Fecal		CFU/100 mL	200	283.2	86400	-	24,063.2
5439000	2/15/1997	18	18	0.2732	4.92	7000	59.3321%	Fecal		CFU/100 mL	200	283.2	86400	-	24,063.2
5439000	7/4/1997	18	18	0.2732	4.92	7000	59.3321%	Fecal		CFU/100 mL	200	283.2	86400	-	24,063.2
5439000	7/8/1997	18	18	0.2732	4.92	7000	59.3321%	Fecal		CFU/100 mL	200	283.2	86400	-	24,063.2
5439000	1/29/1998	18	18	0.2732	4.92	7000	59.3321%	Fecal		CFU/100 mL	200	283.2	86400	-	24,063.2
5439000	1/30/1998	18	18	0.2732	4.92	7000	59.3321%	Fecal		CFU/100 mL	200	283.2	86400	-	24,063.2
5439000	7/21/1998	18	18	0.2732	4.92	7000	59.3321%	Fecal		CFU/100 mL	200	283.2	86400	-	24,063.2
5439000	8/7/1998	18	18	0.2732	4.92	7000	59.3321%	Fecal		CFU/100 mL	200	283.2	86400	-	24,063.2
5439000	10/5/1998	18	18	0.2732	4.92	7000	59.3321%	Fecal		CFU/100 mL	200	283.2	86400	-	24,063.2
5439000	3/29/2000	18	18	0.2732	4.92	7000	59.3321%	Fecal		CFU/100 mL	200	283.2	86400	-	24,063.2
5439000	8/3/2000	18	18	0.2732	4.92	7000	59.3321%	Fecal		CFU/100 mL	200	283.2	86400	-	24,063.2
5439000	9/11/2000	18	18	0.2732	4.92	7000	59.3321%	Fecal		CFU/100 mL	200	283.2	86400	-	24,063.2
5439000	10/9/2000	18	18	0.2732	4.92	7000	59.3321%	Fecal		CFU/100 mL	200	283.2	86400	-	24,063.2
5439000	11/8/2000	18	18	0.2732	4.92	7000	59.3321%	Fecal		CFU/100 mL	200	283.2	86400	-	24,063.2
5439000	11/23/2000	18	18	0.2732	4.92	7000	59.3321%	Fecal		CFU/100 mL	200	283.2	86400	-	24,063.2
5439000	11/25/2000	18	18	0.2732	4.92	7000	59.3321%	Fecal		CFU/100 mL	200	283.2	86400	-	24,063.2
5439000	11/29/2000	18	18	0.2732	4.92	7000	59.3321%	Fecal		CFU/100 mL	200	283.2	86400	-	24,063.2
5439000	12/1/2000	18	18	0.2732	4.92	7000	59.3321%	Fecal		CFU/100 mL	200	283.2	86400	-	24,063.2
5439000	12/2/2000	18	18	0.2732	4.92	7000	59.3321%	Fecal		CFU/100 mL	200	283.2	86400	-	24,063.2

Gage ID	Date	Discharge (CFS)	Gage Discharge (less Surrogate NPDES) (CFS)	Watershed Area Ratio	Calculated flow (CFS)	Rank	Flow Exceedance %	Parameter	Results	Units (mg or micro_gram	Limit/Standard	100mL/CF	sec/day	Actual Load (million colonies/day)	Allowable Load (million colonies/day)
5439000	12/5/2000	18	18	0.2732	4.92	7000	59.3321%	Fecal		CFU/100 mL	200	283.2	86400	-	24,063.2
5439000	12/6/2000	18	18	0.2732	4.92	7000	59.3321%	Fecal		CFU/100 mL	200	283.2	86400	-	24,063.2
5439000	9/24/2001	18	18	0.2732	4.92	7000	59.3321%	Fecal		CFU/100 mL	200	283.2	86400	-	24,063.2
5439000	3/15/2003	18	18	0.2732	4.92	7000	59.3321%	Fecal		CFU/100 mL	200	283.2	86400	-	24,063.2
5439000	1/30/2005	18	18	0.2732	4.92	7000	59.3321%	Fecal		CFU/100 mL	200	283.2	86400	-	24,063.2
5439000	1/15/2011	18	18	0.2732	4.92	7000	59.3321%	Fecal		CFU/100 mL	200	283.2	86400	-	24,063.2
5439000	1/20/2011	18	18	0.2732	4.92	7000	59.3321%	Fecal		CFU/100 mL	200	283.2	86400	-	24,063.2
5439000	1/30/2011	18	18	0.2732	4.92	7000	59.3321%	Fecal		CFU/100 mL	200	283.2	86400	-	24,063.2
5439000	8/6/2011	18	18	0.2732	4.92	7000	59.3321%	Fecal		CFU/100 mL	200	283.2	86400	-	24,063.2
5439000	9/30/2011	18	18	0.2732	4.92	7000	59.3321%	Fecal		CFU/100 mL	200	283.2	86400	-	24,063.2
5439000	7/27/2014	18	18	0.2732	4.92	7000	59.3321%	Fecal		CFU/100 mL	200	283.2	86400	-	24,063.2
5439000	11/12/2018	18	18	0.2732	4.92	7000	59.3321%	Fecal		CFU/100 mL	200	283.2	86400	-	24,063.2
5439000	7/9/2020	18	18	0.2732	4.92	7000	59.3321%	Fecal		CFU/100 mL	200	283.2	86400	-	24,063.2
5439000	11/5/2001	17.9	17.9	0.2732	4.89	7070	59.9254%	Fecal		CFU/100 mL	200	283.2	86400	-	23,929.5
5439000	7/6/2002	17.9	17.9	0.2732	4.89	7070	59.9254%	Fecal		CFU/100 mL	200	283.2	86400	-	23,929.5
5439000	7/20/2006	17.9	17.9	0.2732	4.89	7070	59.9254%	Fecal		CFU/100 mL	200	283.2	86400	-	23,929.5
5439000	1/30/2009	17.9	17.9	0.2732	4.89	7070	59.9254%	Fecal		CFU/100 mL	200	283.2	86400	-	23,929.5
5439000	2/1/2009	17.9	17.9	0.2732	4.89	7070	59.9254%	Fecal		CFU/100 mL	200	283.2	86400	-	23,929.5
5439000	8/9/2011	17.9	17.9	0.2732	4.89	7070	59.9254%	Fecal		CFU/100 mL	200	283.2	86400	-	23,929.5
5439000	12/4/2014	17.9	17.9	0.2732	4.89	7070	59.9254%	Fecal		CFU/100 mL	200	283.2	86400	-	23,929.5
5439000	4/10/2018	17.9	17.9	0.2732	4.89	7070	59.9254%	Fecal		CFU/100 mL	200	283.2	86400	-	23,929.5
5439000	10/24/2020	17.9	17.9	0.2732	4.89	7070	59.9254%	Fecal		CFU/100 mL	200	283.2	86400	-	23,929.5
5439000	1/12/2011	17.8	17.8	0.2732	4.86	7079	60.0017%	Fecal		CFU/100 mL	200	283.2	86400	-	23,795.9
5439000	5/31/2014	17.8	17.8	0.2732	4.86	7079	60.0017%	Fecal		CFU/100 mL	200	283.2	86400	-	23,795.9
5439000	4/27/2018	17.8	17.8	0.2732	4.86	7079	60.0017%	Fecal		CFU/100 mL	200	283.2	86400	-	23,795.9
5439000	11/17/2016	17.7	17.7	0.2732	4.84	7082	60.0271%	Fecal		CFU/100 mL	200	283.2	86400	-	23,662.2
5439000	4/26/2018	17.7	17.7	0.2732	4.84	7082	60.0271%	Fecal		CFU/100 mL	200	283.2	86400	-	23,662.2
5439000	12/13/2004	17.6	17.6	0.2732	4.81	7084	60.0441%	Fecal		CFU/100 mL	200	283.2	86400	-	23,528.5
5439000	9/23/2007	17.6	17.6	0.2732	4.81	7084	60.0441%	Fecal		CFU/100 mL	200	283.2	86400	-	23,528.5
5439000	10/2/2009	17.6	17.6	0.2732	4.81	7084	60.0441%	Fecal		CFU/100 mL	200	283.2	86400	-	23,528.5
5439000	12/17/2014	17.6	17.6	0.2732	4.81	7084	60.0441%	Fecal		CFU/100 mL	200	283.2	86400	-	23,528.5
5439000	12/17/2017	17.6	17.6	0.2732	4.81	7084	60.0441%	Fecal		CFU/100 mL	200	283.2	86400	-	23,528.5
5439000	7/7/2020	17.6	17.6	0.2732	4.81	7084	60.0441%	Fecal		CFU/100 mL	200	283.2	86400	-	23,528.5
5439000	3/14/2003	17.5	17.5	0.2732	4.78	7090	60.0949%	Fecal		CFU/100 mL	200	283.2	86400	-	23,394.8
5439000	1/2/2005	17.5	17.5	0.2732	4.78	7090	60.0949%	Fecal		CFU/100 mL	200	283.2	86400	-	23,394.8
5439000	5/25/2005	17.5	17.5	0.2732	4.78	7090	60.0949%	Fecal		CFU/100 mL	200	283.2	86400	-	23,394.8
5439000	1/30/2006	17.5	17.5	0.2732	4.78	7090	60.0949%	Fecal		CFU/100 mL	200	283.2	86400	-	23,394.8
5439000	8/5/2007	17.5	17.5	0.2732	4.78	7090	60.0949%	Fecal		CFU/100 mL	200	283.2	86400	-	23,394.8
5439000	8/16/2010	17.5	17.5	0.2732	4.78	7090	60.0949%	Fecal		CFU/100 mL	200	283.2	86400	-	23,394.8
5439000	8/27/2016	17.5	17.5	0.2732	4.78	7090	60.0949%	Fecal		CFU/100 mL	200	283.2	86400	-	23,394.8
5439000	11/16/2018	17.5	17.5	0.2732	4.78	7090	60.0949%	Fecal		CFU/100 mL	200	283.2	86400	-	23,394.8
5439000	7/6/2020	17.5	17.5	0.2732	4.78	7090	60.0949%	Fecal		CFU/100 mL	200	283.2	86400	-	23,394.8
5439000	3/18/2006	17.4	17.4	0.2732	4.75	7099	60.1712%	Fecal		CFU/100 mL	200	283.2	86400	-	23,261.1
5439000	5/24/2007	17.4	17.4	0.2732	4.75	7099	60.1712%	Fecal		CFU/100 mL	200	283.2	86400	-	23,261.1
5439000	12/20/2007	17.4	17.4	0.2732	4.75	7099	60.1712%	Fecal		CFU/100 mL	200	283.2	86400	-	23,261.1
5439000	7/20/2013	17.4	17.4	0.2732	4.75	7099	60.1712%	Fecal		CFU/100 mL	200	283.2	86400	-	23,261.1
5439000	12/30/2020	17.4	17.4	0.2732	4.75	7099	60.1712%	Fecal		CFU/100 mL	200	283.2	86400	-	23,261.1
5439000	9/24/1994	17.3	17.3	0.2732	4.73	7104	60.2136%	Fecal		CFU/100 mL	200	283.2	86400	-	23,127.4
5439000	4/28/2005	17.3	17.3	0.2732	4.73	7104	60.2136%	Fecal		CFU/100 mL	200	283.2	86400	-	23,127.4
5439000	4/15/2006	17.3	17.3	0.2732	4.73	7104	60.2136%	Fecal		CFU/100 mL	200	283.2	86400	-	23,127.4
5439000	7/30/2011	17.3	17.3	0.2732	4.73	7104	60.2136%	Fecal		CFU/100 mL	200	283.2	86400	-	23,127.4
5439000	7/31/2016	17.3	17.3	0.2732	4.73	7104	60.2136%	Fecal		CFU/100 mL	200	283.2	86400	-	23,127.4
5439000	7/14/2004	17.2	17.2	0.2732	4.70	7109	60.2560%	Fecal		CFU/100 mL	200	283.2	86400	-	22,993.7
5439000	1/31/2005	17.2	17.2	0.2732	4.70	7109	60.2560%	Fecal		CFU/100 mL	200	283.2	86400	-	22,993.7
5439000	7/2/2007	17.2	17.2	0.2732	4.70	7109	60.2560%	Fecal		CFU/100 mL	200	283.2	86400	-	22,993.7
5439000	9/3/2009	17.2	17.2	0.2732	4.70	7109	60.2560%	Fecal		CFU/100 mL	200	283.2	86400	-	22,993.7
5439000	5/12/2014	17.2	17.2	0.2732	4.70	7109	60.2560%	Fecal		CFU/100 mL	200	283.2	86400	-	22,993.7
5439000	8/5/2016	17.2	17.2	0.2732	4.70	7109	60.2560%	Fecal		CFU/100 mL	200	283.2	86400	-	22,993.7
5439000	7/7/2017	17.2	17.2	0.2732	4.70	7109	60.2560%	Fecal		CFU/100 mL	200	283.2	86400	-	22,993.7
5439000	1/29/2005	17.1	17.1	0.2732	4.67	7116	60.3153%	Fecal		CFU/100 mL	200	283.2	86400	-	22,860.1
5439000	5/16/2005	17.1	17.1	0.2732	4.67	7116	60.3153%	Fecal		CFU/100 mL	200	283.2	86400	-	22,860.1
5439000	3/10/2006	17.1	17.1	0.2732	4.67	7116	60.3153%	Fecal		CFU/100 mL	200	283.2	86400	-	22,860.1
5439000	8/7/2009	17.1	17.1	0.2732	4.67	7116	60.3153%	Fecal		CFU/100 mL	200	283.2	86400	-	22,860.1
5439000	6/18/2012	17.1	17.1	0.2732	4.67	7116	60.3153%	Fecal		CFU/100 mL	200	283.2	86400	-	22,860.1
5439000	10/22/2014	17.1	17.1	0.2732	4.67	7116	60.3153%	Fecal		CFU/100 mL	200	283.2	86400	-	22,860.1
5439000	12/14/2017	17.1	17.1	0.2732	4.67	7116	60.3153%	Fecal		CFU/100 mL	200	283.2	86400	-	22,860.1
5439000	10/26/1990	17	17	0.2732	4.64	7123	60.3746%	Fecal		CFU/100 mL	200	283.2	86400	-	22,726.4
5439000	6/29/1991	17	17	0.2732	4.64	7123	60.3746%	Fecal		CFU/100 mL	200	283.2	86400	-	22,726.4
5439000	7/5/1991	17	17	0.2732	4.64	7123	60.3746%	Fecal		CFU/100 mL	200	283.2	86400	-	22,726.4
5439000	9/4/1991	17	17	0.2732	4.64	7123	60.3746%	Fecal		CFU/100 mL	200	283.2	86400	-	22,726.4
5439000	6/1/1992	17	17	0.2732	4.64	7123	60.3746%	Fecal		CFU/100 mL	200	283.2	86400	-	22,726.4
5439000	6/2/1992	17	17	0.2732	4.64	7123	60.3746%	Fecal		CFU/100 mL	200	283.2	86400	-	22,726.4
5439000	10/15/1992	17	17	0.2732	4.64	7123	60.3746%	Fecal		CFU/100 mL	200	283.2	86400	-	22,726.4
5439000	1/18/1994	17	17	0.2732	4.64	7123	60.3746%	Fecal		CFU/100 mL	200	283.2	86400	-	22,726.4
5439000	1/19/1994	17	17	0.2732	4.64	7123	60.3746%	Fecal		CFU/100 mL	200	283.2	86400	-	22,726.4
5439000	1/20/1994	17	17	0.2732	4.64	7123	60.3746%	Fecal		CFU/100 mL	200	283.2	86400	-	22,726.4
5439000	7/17/1995	17	17	0.2732	4.64	7123	60.3746%	Fecal		CFU/100 mL	200	283.2	86400	-	22,726.4
5439000	11/8/1995	17	17	0.2732	4.64	7123	60.3746%	Fecal		CFU/100 mL	200	283.2	86400	-	22,726.4
5439000	1/21/1996	17	17	0.2732	4.64	7123	60.3746%	Fecal		CFU/100 mL	200	283.2	86400	-	22,726.4
5439000	4/28/1996	17	17	0.2732	4.64	7123	60.3746%	Fecal		CFU/100 mL	200	283.2	86400	-	22,726.4
5439000	9/8/1996	17	17	0.2732	4.64	7123	60.3746%	Fecal		CFU/100 mL	200	283.2	86400	-	22,726.4
5439000	10/29/1996	17	17	0.2732	4.64	7123	60.3746%	Fecal		CFU/100 mL	200	283.2	86400	-	22,726.4
5439000	1/30/1997	17	17	0.2732	4.64	7123	60.3746%	Fecal		CFU/100 mL	200	283.2	86400	-	22,726.4
5439000	2/14/1997	17	17	0.2732	4.64	7123	60.3746%	Fecal		CFU/100 mL	200	283.2	86400	-	22,726.4
5439000	7/5/1997	17	17	0.2732	4.64	7123	60.3746%	Fecal		CFU/100 mL	200	283.2	86400	-	22,726.4
5439000	8/6/1998	17	17	0.2732	4.64	7123	60.3746%	Fecal		CFU/100 mL	200	283.2	86400	-	22,726.4
5439000	8/28/1998	17	17	0.2732	4.64	7123	60.3746%	Fecal		CFU/100 mL	200	283.2	86400	-	22,726.4
5439000	9/14/1998	17	17	0.2732	4.64	7123	60.3746%	Fecal		CFU/100 mL	200	283.2	86400	-	22,726.4
5439000	10/2/1999	17	17	0.2732	4.64	7123	60.3746%	Fecal		CFU/100 mL	200	283.2	86400	-	22,726.4
5439000	4/1/2000	17	17	0.2732	4.64	7123	60.3746%	Fecal		CFU/100 mL	200	283.2	86400	-	22,726.4
5439000	4/2/2000	17	17	0.2732	4.64	7123	60.3746%	Fecal		CFU/100 mL	200	283.2	86400	-	22,726.4
5439000	4/3/2000	17	17	0.2732	4.64	7123	60.3746%	Fecal		CFU/100 mL	200	283.2	86400	-	22,726.4
5439000	4/7/2000	17	17	0.2732	4.64	7123	60.3746%	Fecal		CFU/100 mL	200	283.2	86400	-	22,726.4
5439000	7/24/2000	17	17	0.2732	4.64	7123	60.3746%	Fecal		CFU/100 mL	200	283.2	86400	-	22,726.4
5439000	8/17/2000	17	17	0.2732	4.64	7123	60.3746%	Fecal		CFU/100 mL	200	283.2	86400	-	22,726.4
5439000	10/10/2000	17	17	0.2732	4.64	7123	60.3746%	Fecal		CFU/100 mL	200	283.2	86400	-	22,726.4
5439000	11/24/2000	17	17	0.2732	4.64	7123	60.3746%	Fecal		CFU/100 mL	200	283.2	86400	-	22,726.4
5439000	11/28/2000	17	17	0.2732	4.64	7123	60.3746%	Fecal		CFU/100 mL	200	283.2	86400	-	22,726.4
5439000	11/30/2000	17	17	0.2732	4.64	7123	60.3746%	Fecal		CFU/100 mL	200	283.2	86400	-	22,726.4
5439000	12/3/2000	17	17	0.2732	4.64	7123	60.3746%	Fecal		CFU/100 mL	200	283.2	86400	-	22,726.4
5439000	12/10/2000	17	17	0.2732	4.64	7123	60.3746%	Fecal		CFU/100 mL	200	283.2	86400	-	22,726.4
5439000	7/2/2001	17	17	0.2732	4.64	7123	60.3746%	Fecal		CFU/100 mL	200	283.2	86400	-	22,726.4
5439000	7/4/2001	17	17	0.2732	4.64	7123	60.3746%	Fecal		CFU/100 mL	200	283.2	86400	-	22,726.4
5439000	8/4/2004	17	17	0.2732	4.64	7123	60.3746%	Fecal		CFU/100 mL	200	283.2	86400	-	22,726.4
5439000	1/25/2005	17	17	0.2732	4.64	7123	60.3746%	Fecal		CFU/100 mL	200	283.2	86400	-	22,726.4
5439000	12/16/2007	17	17	0.2732	4.64	7123	60.3746%	Fecal		CFU/100 mL	200	283.2	86400	-	22,726.4
5439000	1/14/2011	17	17	0.2732	4.64	7123	60.3746%	Fecal		CFU/100 mL	200	283.2	86400	-	22,726.4
5439000	1/16/2011	17	17	0.2732	4.64	7123	60.3746%	Fecal		CFU/100 mL	200	283.2	86400	-	22,726.4
5439000	1/21/2011	17	17	0.2732	4.64	7123	60.3746%	Fecal		CFU/100 mL	200	283.2	86400	-	22,726.4
5439000	1/24/2011	17	17	0.2732	4.64	7123	60.3746%	Fecal		CFU/100 mL	200	283.2	86400	-	22,726.4
5439000	1/25/2011	17	17	0.2732	4.64	7123	60.3746%	Fecal		CFU/100 mL	200	283.2	86400	-	22,726.4
5439000	1/29/2011	17	17	0.2732	4.64	7123	60.3746%	Fecal		CFU/100 mL	200	283.2	86400	-	22,726.4
5439000	11/6/2001	16.9	16.9	0.2732	4.62	7169	60.7645%	Fecal		CFU/100 mL	200	283.2	86400	-	22,592.7
5439000	11/21/2007	16.9	16.9	0.2732	4.62	7169	60.7645%	Fecal		CFU/100 mL	200	283.2	86400	-	22,592.7
5439000	9/18/2015	16.9	16.9	0.2732	4.62	7169	60.7645%	Fecal		CFU/100 mL	200	283.2	86400	-	22,592.7
5439000	9/4/2016	16.9	16.9	0.2732	4.62	7169	60.7645%	Fecal		CFU/100 mL	200	283.2	86400	-	22,592.7
5439000	11/14/2018	16.9	16.9	0.2732	4.62	7169	60.7645%	Fecal		CFU/100 mL	200	283.2	86400	-	22,592.7
5439000	9/10/2020	16.9	16.9	0.2732	4.62	7169	60.7645%	Fecal		CFU/100 mL	200	283.2	86400	-	22,592.7
5439000	6/15/2003	16.8	16.8	0.2732	4.59	7175	60.8154%	Fecal		CFU/100 mL	200	283.2	86400	-	22,459.0
5439000	5/26/2005	16.8	16.8	0.2732	4.59	7175	60.8154%	Fecal		CFU/100 mL	200	283.2	86400	-	22,459.0
5439000	9/24/2007	16.8	16.8	0.2732	4.59	7175	60.8154%	Fecal		CFU/100 mL	200	283.2	86400	-	22,459.0
5439000	9/26/2007	16.8	16.8	0.2732	4.59	7175	60.8154%	Fecal		CFU/100 mL	200	283.2	86400	-	22,459.0
5439000	7/3/2008	16.8	16.8	0.2732	4.59	7175	60.8154%	Fecal		CFU/100 mL	200	283.2	86400	-	22,459.0
5439000	7/14/2011	16.8	16.8	0.2732	4.59	7175	60.8154%	Fecal		CFU/100 mL	200	283.2	86400	-	22,459.0
5439000	7/27/2011	16.8	16.8	0.2732	4.59	7175	60.8154%	Fecal		CFU/100 mL	200	283.2	86400	-	22,459.0
5439000	6/3/2014	16.8	16.8	0.2732	4.59	7175	60.8154%	Fecal		CFU/100 mL	200	283.2	86400	-	22,459.0

Gage ID	Date	Discharge (CFS)	Gage Discharge (less Surrogate NPDES) (CFS)	Watershed Area Ratio	Calculated flow (CFS)	Rank	Flow Exceedance %	Parameter	Results	Units (mg or micro_gram	Limit/Standard	100mL/CF	sec/day	Actual Load (million colonies/day)	Allowable Load (million colonies/day)
5439000	8/1/2014	16.8	16.8	0.2732	4.59	7175	60.8154%	Fecal		CFU/100 mL	200	283.2	86400	-	22,459.0
5439000	12/9/2014	16.8	16.8	0.2732	4.59	7175	60.8154%	Fecal		CFU/100 mL	200	283.2	86400	-	22,459.0
5439000	4/14/2006	16.7	16.7	0.2732	4.56	7185	60.9002%	Fecal		CFU/100 mL	200	283.2	86400	-	22,325.3
5439000	9/25/2007	16.7	16.7	0.2732	4.56	7185	60.9002%	Fecal		CFU/100 mL	200	283.2	86400	-	22,325.3
5439000	1/17/2011	16.7	16.7	0.2732	4.56	7185	60.9002%	Fecal		CFU/100 mL	200	283.2	86400	-	22,325.3
5439000	11/6/2015	16.7	16.7	0.2732	4.56	7185	60.9002%	Fecal		CFU/100 mL	200	283.2	86400	-	22,325.3
5439000	8/29/2016	16.7	16.7	0.2732	4.56	7185	60.9002%	Fecal		CFU/100 mL	200	283.2	86400	-	22,325.3
5439000	12/18/2017	16.7	16.7	0.2732	4.56	7185	60.9002%	Fecal		CFU/100 mL	200	283.2	86400	-	22,325.3
5439000	7/21/1994	16.6	16.6	0.2732	4.53	7191	60.9510%	Fecal		CFU/100 mL	200	283.2	86400	-	22,191.6
5439000	10/19/2007	16.6	16.6	0.2732	4.53	7191	60.9510%	Fecal		CFU/100 mL	200	283.2	86400	-	22,191.6
5439000	12/2/2007	16.6	16.6	0.2732	4.53	7191	60.9510%	Fecal		CFU/100 mL	200	283.2	86400	-	22,191.6
5439000	7/19/2009	16.6	16.6	0.2732	4.53	7191	60.9510%	Fecal		CFU/100 mL	200	283.2	86400	-	22,191.6
5439000	7/18/2010	16.6	16.6	0.2732	4.53	7191	60.9510%	Fecal		CFU/100 mL	200	283.2	86400	-	22,191.6
5439000	11/1/2013	16.6	16.6	0.2732	4.53	7191	60.9510%	Fecal		CFU/100 mL	200	283.2	86400	-	22,191.6
5439000	8/19/2015	16.6	16.6	0.2732	4.53	7191	60.9510%	Fecal		CFU/100 mL	200	283.2	86400	-	22,191.6
5439000	8/11/2017	16.6	16.6	0.2732	4.53	7191	60.9510%	Fecal		CFU/100 mL	200	283.2	86400	-	22,191.6
5439000	11/14/2001	16.5	16.5	0.2732	4.51	7199	61.0188%	Fecal		CFU/100 mL	200	283.2	86400	-	22,058.0
5439000	12/30/2001	16.5	16.5	0.2732	4.51	7199	61.0188%	Fecal		CFU/100 mL	200	283.2	86400	-	22,058.0
5439000	8/5/2002	16.5	16.5	0.2732	4.51	7199	61.0188%	Fecal		CFU/100 mL	200	283.2	86400	-	22,058.0
5439000	7/22/2003	16.5	16.5	0.2732	4.51	7199	61.0188%	Fecal		CFU/100 mL	200	283.2	86400	-	22,058.0
5439000	4/30/2005	16.5	16.5	0.2732	4.51	7199	61.0188%	Fecal		CFU/100 mL	200	283.2	86400	-	22,058.0
5439000	4/13/2006	16.5	16.5	0.2732	4.51	7199	61.0188%	Fecal		CFU/100 mL	200	283.2	86400	-	22,058.0
5439000	7/23/2009	16.5	16.5	0.2732	4.51	7199	61.0188%	Fecal		CFU/100 mL	200	283.2	86400	-	22,058.0
5439000	7/23/2010	16.5	16.5	0.2732	4.51	7199	61.0188%	Fecal		CFU/100 mL	200	283.2	86400	-	22,058.0
5439000	6/4/2014	16.5	16.5	0.2732	4.51	7199	61.0188%	Fecal		CFU/100 mL	200	283.2	86400	-	22,058.0
5439000	11/18/2016	16.5	16.5	0.2732	4.51	7199	61.0188%	Fecal		CFU/100 mL	200	283.2	86400	-	22,058.0
5439000	2/14/2018	16.5	16.5	0.2732	4.51	7199	61.0188%	Fecal		CFU/100 mL	200	283.2	86400	-	22,058.0
5439000	10/16/2001	16.4	16.4	0.2732	4.48	7210	61.1121%	Fecal		CFU/100 mL	200	283.2	86400	-	21,924.3
5439000	4/29/2005	16.4	16.4	0.2732	4.48	7210	61.1121%	Fecal		CFU/100 mL	200	283.2	86400	-	21,924.3
5439000	3/16/2022	30.6	30.6	0.1459	4.47	7212	61.1290%	Fecal		CFU/100 mL	200	283.2	86400	-	21,853.2
5439000	5/9/1994	16.3	16.3	0.2732	4.45	7213	61.1375%	Fecal		CFU/100 mL	200	283.2	86400	-	21,790.6
5439000	7/28/2008	16.3	16.3	0.2732	4.45	7213	61.1375%	Fecal		CFU/100 mL	200	283.2	86400	-	21,790.6
5439000	9/2/2010	16.3	16.3	0.2732	4.45	7213	61.1375%	Fecal		CFU/100 mL	200	283.2	86400	-	21,790.6
5439000	1/26/2011	16.3	16.3	0.2732	4.45	7213	61.1375%	Fecal		CFU/100 mL	200	283.2	86400	-	21,790.6
5439000	12/19/2017	16.3	16.3	0.2732	4.45	7213	61.1375%	Fecal		CFU/100 mL	200	283.2	86400	-	21,790.6
5439000	11/17/2018	16.3	16.3	0.2732	4.45	7213	61.1375%	Fecal		CFU/100 mL	200	283.2	86400	-	21,790.6
5439000	8/4/2015	16.2	16.2	0.2732	4.43	7219	61.1883%	Fecal		CFU/100 mL	200	283.2	86400	-	21,656.9
5439000	7/26/2021	16.2	16.2	0.2732	4.43	7219	61.1883%	Fecal		CFU/100 mL	200	283.2	86400	-	21,656.9
5439000	8/12/1994	16.1	16.1	0.2732	4.40	7221	61.2053%	Fecal		CFU/100 mL	200	283.2	86400	-	21,523.2
5439000	11/2/2004	16.1	16.1	0.2732	4.40	7221	61.2053%	Fecal		CFU/100 mL	200	283.2	86400	-	21,523.2
5439000	2/1/2005	16.1	16.1	0.2732	4.40	7221	61.2053%	Fecal		CFU/100 mL	200	283.2	86400	-	21,523.2
5439000	1/22/2011	16.1	16.1	0.2732	4.40	7221	61.2053%	Fecal		CFU/100 mL	200	283.2	86400	-	21,523.2
5439000	1/23/2011	16.1	16.1	0.2732	4.40	7221	61.2053%	Fecal		CFU/100 mL	200	283.2	86400	-	21,523.2
5439000	7/16/2011	16.1	16.1	0.2732	4.40	7221	61.2053%	Fecal		CFU/100 mL	200	283.2	86400	-	21,523.2
5439000	5/15/2014	16.1	16.1	0.2732	4.40	7221	61.2053%	Fecal		CFU/100 mL	200	283.2	86400	-	21,523.2
5439000	12/22/2017	16.1	16.1	0.2732	4.40	7221	61.2053%	Fecal		CFU/100 mL	200	283.2	86400	-	21,523.2
5439000	12/19/2020	16.1	16.1	0.2732	4.40	7221	61.2053%	Fecal		CFU/100 mL	200	283.2	86400	-	21,523.2
5439000	9/21/1990	16	16	0.2732	4.37	7230	61.2816%	Fecal		CFU/100 mL	200	283.2	86400	-	21,389.5
5439000	10/13/1990	16	16	0.2732	4.37	7230	61.2816%	Fecal		CFU/100 mL	200	283.2	86400	-	21,389.5
5439000	7/2/1991	16	16	0.2732	4.37	7230	61.2816%	Fecal		CFU/100 mL	200	283.2	86400	-	21,389.5
5439000	10/31/1991	16	16	0.2732	4.37	7230	61.2816%	Fecal		CFU/100 mL	200	283.2	86400	-	21,389.5
5439000	6/6/1992	16	16	0.2732	4.37	7230	61.2816%	Fecal		CFU/100 mL	200	283.2	86400	-	21,389.5
5439000	7/21/1992	16	16	0.2732	4.37	7230	61.2816%	Fecal		CFU/100 mL	200	283.2	86400	-	21,389.5
5439000	7/26/1992	16	16	0.2732	4.37	7230	61.2816%	Fecal		CFU/100 mL	200	283.2	86400	-	21,389.5
5439000	9/19/1992	16	16	0.2732	4.37	7230	61.2816%	Fecal		CFU/100 mL	200	283.2	86400	-	21,389.5
5439000	10/2/1992	16	16	0.2732	4.37	7230	61.2816%	Fecal		CFU/100 mL	200	283.2	86400	-	21,389.5
5439000	10/3/1992	16	16	0.2732	4.37	7230	61.2816%	Fecal		CFU/100 mL	200	283.2	86400	-	21,389.5
5439000	9/12/1993	16	16	0.2732	4.37	7230	61.2816%	Fecal		CFU/100 mL	200	283.2	86400	-	21,389.5
5439000	10/10/1994	16	16	0.2732	4.37	7230	61.2816%	Fecal		CFU/100 mL	200	283.2	86400	-	21,389.5
5439000	12/17/1995	16	16	0.2732	4.37	7230	61.2816%	Fecal		CFU/100 mL	200	283.2	86400	-	21,389.5
5439000	2/27/1996	16	16	0.2732	4.37	7230	61.2816%	Fecal		CFU/100 mL	200	283.2	86400	-	21,389.5
5439000	3/24/1996	16	16	0.2732	4.37	7230	61.2816%	Fecal		CFU/100 mL	200	283.2	86400	-	21,389.5
5439000	3/29/1996	16	16	0.2732	4.37	7230	61.2816%	Fecal		CFU/100 mL	200	283.2	86400	-	21,389.5
5439000	9/2/1996	16	16	0.2732	4.37	7230	61.2816%	Fecal		CFU/100 mL	200	283.2	86400	-	21,389.5
5439000	9/3/1996	16	16	0.2732	4.37	7230	61.2816%	Fecal		CFU/100 mL	200	283.2	86400	-	21,389.5
5439000	7/23/1998	16	16	0.2732	4.37	7230	61.2816%	Fecal		CFU/100 mL	200	283.2	86400	-	21,389.5
5439000	12/25/1998	16	16	0.2732	4.37	7230	61.2816%	Fecal		CFU/100 mL	200	283.2	86400	-	21,389.5
5439000	7/11/1999	16	16	0.2732	4.37	7230	61.2816%	Fecal		CFU/100 mL	200	283.2	86400	-	21,389.5
5439000	10/6/1999	16	16	0.2732	4.37	7230	61.2816%	Fecal		CFU/100 mL	200	283.2	86400	-	21,389.5
5439000	3/30/2000	16	16	0.2732	4.37	7230	61.2816%	Fecal		CFU/100 mL	200	283.2	86400	-	21,389.5
5439000	4/4/2000	16	16	0.2732	4.37	7230	61.2816%	Fecal		CFU/100 mL	200	283.2	86400	-	21,389.5
5439000	4/6/2000	16	16	0.2732	4.37	7230	61.2816%	Fecal		CFU/100 mL	200	283.2	86400	-	21,389.5
5439000	4/12/2000	16	16	0.2732	4.37	7230	61.2816%	Fecal		CFU/100 mL	200	283.2	86400	-	21,389.5
5439000	4/15/2000	16	16	0.2732	4.37	7230	61.2816%	Fecal		CFU/100 mL	200	283.2	86400	-	21,389.5
5439000	9/25/2000	16	16	0.2732	4.37	7230	61.2816%	Fecal		CFU/100 mL	200	283.2	86400	-	21,389.5
5439000	1/15/2001	16	16	0.2732	4.37	7230	61.2816%	Fecal		CFU/100 mL	200	283.2	86400	-	21,389.5
5439000	1/26/2005	16	16	0.2732	4.37	7230	61.2816%	Fecal		CFU/100 mL	200	283.2	86400	-	21,389.5
5439000	1/28/2005	16	16	0.2732	4.37	7230	61.2816%	Fecal		CFU/100 mL	200	283.2	86400	-	21,389.5
5439000	3/9/2006	16	16	0.2732	4.37	7230	61.2816%	Fecal		CFU/100 mL	200	283.2	86400	-	21,389.5
5439000	12/17/2007	16	16	0.2732	4.37	7230	61.2816%	Fecal		CFU/100 mL	200	283.2	86400	-	21,389.5
5439000	7/22/2009	16	16	0.2732	4.37	7230	61.2816%	Fecal		CFU/100 mL	200	283.2	86400	-	21,389.5
5439000	7/26/2009	16	16	0.2732	4.37	7230	61.2816%	Fecal		CFU/100 mL	200	283.2	86400	-	21,389.5
5439000	1/13/2011	16	16	0.2732	4.37	7230	61.2816%	Fecal		CFU/100 mL	200	283.2	86400	-	21,389.5
5439000	1/27/2011	16	16	0.2732	4.37	7230	61.2816%	Fecal		CFU/100 mL	200	283.2	86400	-	21,389.5
5439000	1/28/2011	16	16	0.2732	4.37	7230	61.2816%	Fecal		CFU/100 mL	200	283.2	86400	-	21,389.5
5439000	1/31/2011	16	16	0.2732	4.37	7230	61.2816%	Fecal		CFU/100 mL	200	283.2	86400	-	21,389.5
5439000	12/22/2014	16	16	0.2732	4.37	7230	61.2816%	Fecal		CFU/100 mL	200	283.2	86400	-	21,389.5
5439000	9/21/2015	16	16	0.2732	4.37	7230	61.2816%	Fecal		CFU/100 mL	200	283.2	86400	-	21,389.5
5439000	11/13/2018	16	16	0.2732	4.37	7230	61.2816%	Fecal		CFU/100 mL	200	283.2	86400	-	21,389.5
5439000	12/31/2020	16	16	0.2732	4.37	7230	61.2816%	Fecal		CFU/100 mL	200	283.2	86400	-	21,389.5
5439000	11/30/2004	15.9	15.9	0.2732	4.34	7273	61.6460%	Fecal		CFU/100 mL	200	283.2	86400	-	21,255.8
5439000	5/17/2005	15.9	15.9	0.2732	4.34	7273	61.6460%	Fecal		CFU/100 mL	200	283.2	86400	-	21,255.8
5439000	5/27/2005	15.9	15.9	0.2732	4.34	7273	61.6460%	Fecal		CFU/100 mL	200	283.2	86400	-	21,255.8
5439000	10/24/2014	15.9	15.9	0.2732	4.34	7273	61.6460%	Fecal		CFU/100 mL	200	283.2	86400	-	21,255.8
5439000	2/27/2021	15.9	15.9	0.2732	4.34	7273	61.6460%	Fecal		CFU/100 mL	200	283.2	86400	-	21,255.8
5439000	6/21/1994	15.8	15.8	0.2732	4.32	7278	61.6884%	Fecal		CFU/100 mL	200	283.2	86400	-	21,122.2
5439000	11/11/2006	15.8	15.8	0.2732	4.32	7278	61.6884%	Fecal		CFU/100 mL	200	283.2	86400	-	21,122.2
5439000	5/25/2007	15.8	15.8	0.2732	4.32	7278	61.6884%	Fecal		CFU/100 mL	200	283.2	86400	-	21,122.2
5439000	6/8/2014	15.8	15.8	0.2732	4.32	7278	61.6884%	Fecal		CFU/100 mL	200	283.2	86400	-	21,122.2
5439000	12/5/2014	15.8	15.8	0.2732	4.32	7278	61.6884%	Fecal		CFU/100 mL	200	283.2	86400	-	21,122.2
5439000	11/15/2018	15.8	15.8	0.2732	4.32	7278	61.6884%	Fecal		CFU/100 mL	200	283.2	86400	-	21,122.2
5439000	10/29/2021	15.8	15.8	0.2732	4.32	7278	61.6884%	Fecal		CFU/100 mL	200	283.2	86400	-	21,122.2
5439000	7/20/1994	15.7	15.7	0.2732	4.29	7285	61.7478%	Fecal		CFU/100 mL	200	283.2	86400	-	20,988.5
5439000	11/7/2001	15.7	15.7	0.2732	4.29	7285	61.7478%	Fecal		CFU/100 mL	200	283.2	86400	-	20,988.5
5439000	5/1/2005	15.7	15.7	0.2732	4.29	7285	61.7478%	Fecal		CFU/100 mL	200	283.2	86400	-	20,988.5
5439000	8/8/2009	15.7	15.7	0.2732	4.29	7285	61.7478%	Fecal		CFU/100 mL	200	283.2	86400	-	20,988.5
5439000	7/15/2011	15.7	15.7	0.2732	4.29	7285	61.7478%	Fecal		CFU/100 mL	200	283.2	86400	-	20,988.5
5439000	10/25/2014	15.7	15.7	0.2732	4.29	7285	61.7478%	Fecal		CFU/100 mL	200	283.2	86400	-	20,988.5
5439000	12/19/2014	15.7	15.7	0.2732	4.29	7285	61.7478%	Fecal		CFU/100 mL	200	283.2	86400	-	20,988.5
5439000	11/4/2018	15.7	15.7	0.2732	4.29	7285	61.7478%	Fecal		CFU/100 mL	200	283.2	86400	-	20,988.5
5439000	6/18/1994	15.6	15.6	0.2732	4.26	7293	61.8156%	Fecal		CFU/100 mL	200	283.2	86400	-	20,854.8
5439000	12/18/2014	15.6	15.6	0.2732	4.26	7293	61.8156%	Fecal		CFU/100 mL	200	283.2	86400	-	20,854.8
5439000	7/19/1994	15.5	15.5	0.2732	4.23	7295	61.8325%	Fecal		CFU/100 mL	200	283.2	86400	-	20,721.1
5439000	11/8/2001	15.5	15.5	0.2732	4.23	7295	61.8325%	Fecal		CFU/100 mL	200	283.2	86400	-	20,721.1
5439000	12/1/2004	15.5	15.5	0.2732	4.23	7295	61.8325%	Fecal		CFU/100 mL	200	283.2	86400	-	20,721.1
5439000	12/14/2004	15.5	15.5	0.2732	4.23	7295	61.8325%	Fecal		CFU/100 mL	200	283.2	86400	-	20,721.1
5439000	5/28/2005	15.5	15.5	0.2732	4.23	7295	61.8325%	Fecal		CFU/100 mL	200	283.2	86400	-	20,721.1
5439000	10/3/2007	15.5	15.5	0.2732	4.23	7295	61.8325%	Fecal		CFU/100 mL	200	283.2	86400	-	20,721.1
5439000	8/3/2011	15.5	15.5	0.2732	4.23	7295	61.8325%	Fecal		CFU/100 mL	200	283.2	86400	-	20,721.1
5439000	8/18/2017	15.5	15.5	0.2732	4.23	7295	61.8325%	Fecal		CFU/100 mL	200	283.2	86400	-	20,721.1
5439000	12/23/2017	15.5	15.5	0.2732	4.23	7295	61.8325%	Fecal		CFU/100 mL	200	283.2	86400	-	20,721.1
5439000	4/28/2018	15.5	15.5	0.2732	4.23	7295	61.8325%	Fecal		CFU/100 mL	200	283.2	86400	-	20,721.1
5439000	7/19/2010	15.4	15.4	0.2732	4.21	7305	61.9173%	Fecal		CFU/100 mL	200	283.2	86400	-	20,587.4
5439000	12/8/2014	15.4	15.4	0.2732	4.21	7305	61.9173%	Fecal		CFU/100 mL	200	283.2	86400	-	20,587.4
5439000	7/14/2016	15.4	15.4	0.2732	4.21	7305	61.9173%	Fecal		CFU/100 mL	200	283.2	86400	-	20,587.4
5439000	12/28/2017	15.4	15.4	0.2732	4.21	7305	61.9173%	Fecal		CFU/100 mL	200	283.2	86400	-	20,587.4

Gage ID	Date	Discharge (CFS)	Gage Discharge (less Surrogate NPDES) (CFS)	Watershed Area Ratio	Calculated flow (CFS)	Rank	Flow Exceedance %	Parameter	Results	Units (mg or micro_gram	Limit/Standard	100mL/CF	sec/day	Actual Load (million colonies/day)	Allowable Load (million colonies/day)
5439000	2/13/2018	15.4	15.4	0.2732	4.21	7305	61.9173%	Fecal		CFU/100 mL	200	283.2	86400	-	20,587.4
5439000	11/10/2020	15.4	15.4	0.2732	4.21	7305	61.9173%	Fecal		CFU/100 mL	200	283.2	86400	-	20,587.4
5439000	7/7/2002	15.3	15.3	0.2732	4.18	7311	61.9681%	Fecal		CFU/100 mL	200	283.2	86400	-	20,453.7
5439000	9/5/2008	15.3	15.3	0.2732	4.18	7311	61.9681%	Fecal		CFU/100 mL	200	283.2	86400	-	20,453.7
5439000	2/24/2009	15.3	15.3	0.2732	4.18	7311	61.9681%	Fecal		CFU/100 mL	200	283.2	86400	-	20,453.7
5439000	9/8/2019	15.3	15.3	0.2732	4.18	7311	61.9681%	Fecal		CFU/100 mL	200	283.2	86400	-	20,453.7
5439000	1/1/2021	15.3	15.3	0.2732	4.18	7311	61.9681%	Fecal		CFU/100 mL	200	283.2	86400	-	20,453.7
5439000	5/10/1994	15.2	15.2	0.2732	4.15	7316	62.0105%	Fecal		CFU/100 mL	200	283.2	86400	-	20,320.1
5439000	3/20/2003	15.2	15.2	0.2732	4.15	7316	62.0105%	Fecal		CFU/100 mL	200	283.2	86400	-	20,320.1
5439000	9/27/2007	15.2	15.2	0.2732	4.15	7316	62.0105%	Fecal		CFU/100 mL	200	283.2	86400	-	20,320.1
5439000	10/1/2007	15.2	15.2	0.2732	4.15	7316	62.0105%	Fecal		CFU/100 mL	200	283.2	86400	-	20,320.1
5439000	6/16/2003	15.1	15.1	0.2732	4.12	7320	62.0444%	Fecal		CFU/100 mL	200	283.2	86400	-	20,186.4
5439000	8/2/2011	15.1	15.1	0.2732	4.12	7320	62.0444%	Fecal		CFU/100 mL	200	283.2	86400	-	20,186.4
5439000	12/1/2020	15.1	15.1	0.2732	4.12	7320	62.0444%	Fecal		CFU/100 mL	200	283.2	86400	-	20,186.4
5439000	9/3/1990	15	15	0.2732	4.10	7323	62.0698%	Fecal		CFU/100 mL	200	283.2	86400	-	20,052.7
5439000	11/2/1990	15	15	0.2732	4.10	7323	62.0698%	Fecal		CFU/100 mL	200	283.2	86400	-	20,052.7
5439000	7/6/1991	15	15	0.2732	4.10	7323	62.0698%	Fecal		CFU/100 mL	200	283.2	86400	-	20,052.7
5439000	10/5/1991	15	15	0.2732	4.10	7323	62.0698%	Fecal		CFU/100 mL	200	283.2	86400	-	20,052.7
5439000	11/4/1991	15	15	0.2732	4.10	7323	62.0698%	Fecal		CFU/100 mL	200	283.2	86400	-	20,052.7
5439000	6/7/1992	15	15	0.2732	4.10	7323	62.0698%	Fecal		CFU/100 mL	200	283.2	86400	-	20,052.7
5439000	10/8/1992	15	15	0.2732	4.10	7323	62.0698%	Fecal		CFU/100 mL	200	283.2	86400	-	20,052.7
5439000	10/9/1992	15	15	0.2732	4.10	7323	62.0698%	Fecal		CFU/100 mL	200	283.2	86400	-	20,052.7
5439000	10/16/1992	15	15	0.2732	4.10	7323	62.0698%	Fecal		CFU/100 mL	200	283.2	86400	-	20,052.7
5439000	9/10/1993	15	15	0.2732	4.10	7323	62.0698%	Fecal		CFU/100 mL	200	283.2	86400	-	20,052.7
5439000	7/18/1995	15	15	0.2732	4.10	7323	62.0698%	Fecal		CFU/100 mL	200	283.2	86400	-	20,052.7
5439000	7/21/1995	15	15	0.2732	4.10	7323	62.0698%	Fecal		CFU/100 mL	200	283.2	86400	-	20,052.7
5439000	11/9/1995	15	15	0.2732	4.10	7323	62.0698%	Fecal		CFU/100 mL	200	283.2	86400	-	20,052.7
5439000	1/22/1996	15	15	0.2732	4.10	7323	62.0698%	Fecal		CFU/100 mL	200	283.2	86400	-	20,052.7
5439000	3/3/1996	15	15	0.2732	4.10	7323	62.0698%	Fecal		CFU/100 mL	200	283.2	86400	-	20,052.7
5439000	9/4/1996	15	15	0.2732	4.10	7323	62.0698%	Fecal		CFU/100 mL	200	283.2	86400	-	20,052.7
5439000	7/24/1998	15	15	0.2732	4.10	7323	62.0698%	Fecal		CFU/100 mL	200	283.2	86400	-	20,052.7
5439000	9/15/1998	15	15	0.2732	4.10	7323	62.0698%	Fecal		CFU/100 mL	200	283.2	86400	-	20,052.7
5439000	12/26/1998	15	15	0.2732	4.10	7323	62.0698%	Fecal		CFU/100 mL	200	283.2	86400	-	20,052.7
5439000	12/6/1999	15	15	0.2732	4.10	7323	62.0698%	Fecal		CFU/100 mL	200	283.2	86400	-	20,052.7
5439000	3/31/2000	15	15	0.2732	4.10	7323	62.0698%	Fecal		CFU/100 mL	200	283.2	86400	-	20,052.7
5439000	4/5/2000	15	15	0.2732	4.10	7323	62.0698%	Fecal		CFU/100 mL	200	283.2	86400	-	20,052.7
5439000	4/13/2000	15	15	0.2732	4.10	7323	62.0698%	Fecal		CFU/100 mL	200	283.2	86400	-	20,052.7
5439000	4/14/2000	15	15	0.2732	4.10	7323	62.0698%	Fecal		CFU/100 mL	200	283.2	86400	-	20,052.7
5439000	7/25/2000	15	15	0.2732	4.10	7323	62.0698%	Fecal		CFU/100 mL	200	283.2	86400	-	20,052.7
5439000	8/11/2000	15	15	0.2732	4.10	7323	62.0698%	Fecal		CFU/100 mL	200	283.2	86400	-	20,052.7
5439000	10/11/2000	15	15	0.2732	4.10	7323	62.0698%	Fecal		CFU/100 mL	200	283.2	86400	-	20,052.7
5439000	12/9/2000	15	15	0.2732	4.10	7323	62.0698%	Fecal		CFU/100 mL	200	283.2	86400	-	20,052.7
5439000	1/16/2001	15	15	0.2732	4.10	7323	62.0698%	Fecal		CFU/100 mL	200	283.2	86400	-	20,052.7
5439000	1/5/2002	15	15	0.2732	4.10	7323	62.0698%	Fecal		CFU/100 mL	200	283.2	86400	-	20,052.7
5439000	1/6/2002	15	15	0.2732	4.10	7323	62.0698%	Fecal		CFU/100 mL	200	283.2	86400	-	20,052.7
5439000	1/27/2005	15	15	0.2732	4.10	7323	62.0698%	Fecal		CFU/100 mL	200	283.2	86400	-	20,052.7
5439000	6/4/2005	15	15	0.2732	4.10	7323	62.0698%	Fecal		CFU/100 mL	200	283.2	86400	-	20,052.7
5439000	12/18/2007	15	15	0.2732	4.10	7323	62.0698%	Fecal		CFU/100 mL	200	283.2	86400	-	20,052.7
5439000	2/4/2009	15	15	0.2732	4.10	7323	62.0698%	Fecal		CFU/100 mL	200	283.2	86400	-	20,052.7
5439000	7/20/2009	15	15	0.2732	4.10	7323	62.0698%	Fecal		CFU/100 mL	200	283.2	86400	-	20,052.7
5439000	2/23/2013	15	15	0.2732	4.10	7323	62.0698%	Fecal		CFU/100 mL	200	283.2	86400	-	20,052.7
5439000	7/28/2014	15	15	0.2732	4.10	7323	62.0698%	Fecal		CFU/100 mL	200	283.2	86400	-	20,052.7
5439000	8/4/2014	15	15	0.2732	4.10	7323	62.0698%	Fecal		CFU/100 mL	200	283.2	86400	-	20,052.7
5439000	12/18/2020	15	15	0.2732	4.10	7323	62.0698%	Fecal		CFU/100 mL	200	283.2	86400	-	20,052.7
5439000	10/28/2021	15	15	0.2732	4.10	7323	62.0698%	Fecal		CFU/100 mL	200	283.2	86400	-	20,052.7
5439000	5/11/1994	14.9	14.9	0.2732	4.07	7364	62.4174%	Fecal		CFU/100 mL	200	283.2	86400	-	19,919.0
5439000	8/16/1994	14.9	14.9	0.2732	4.07	7364	62.4174%	Fecal		CFU/100 mL	200	283.2	86400	-	19,919.0
5439000	1/9/2002	14.9	14.9	0.2732	4.07	7364	62.4174%	Fecal		CFU/100 mL	200	283.2	86400	-	19,919.0
5439000	5/2/2005	14.9	14.9	0.2732	4.07	7364	62.4174%	Fecal		CFU/100 mL	200	283.2	86400	-	19,919.0
5439000	5/18/2005	14.9	14.9	0.2732	4.07	7364	62.4174%	Fecal		CFU/100 mL	200	283.2	86400	-	19,919.0
5439000	9/4/2009	14.9	14.9	0.2732	4.07	7364	62.4174%	Fecal		CFU/100 mL	200	283.2	86400	-	19,919.0
5439000	7/21/2013	14.9	14.9	0.2732	4.07	7364	62.4174%	Fecal		CFU/100 mL	200	283.2	86400	-	19,919.0
5439000	11/11/2015	14.9	14.9	0.2732	4.07	7364	62.4174%	Fecal		CFU/100 mL	200	283.2	86400	-	19,919.0
5439000	7/23/2018	14.9	14.9	0.2732	4.07	7364	62.4174%	Fecal		CFU/100 mL	200	283.2	86400	-	19,919.0
5439000	3/10/2022	27.8	27.8	0.1459	4.06	7373	62.4936%	Fecal		CFU/100 mL	200	283.2	86400	-	19,853.5
5439000	3/11/2006	14.8	14.8	0.2732	4.04	7374	62.5021%	Fecal		CFU/100 mL	200	283.2	86400	-	19,785.3
5439000	5/14/2014	14.8	14.8	0.2732	4.04	7374	62.5021%	Fecal		CFU/100 mL	200	283.2	86400	-	19,785.3
5439000	11/4/2015	14.8	14.8	0.2732	4.04	7374	62.5021%	Fecal		CFU/100 mL	200	283.2	86400	-	19,785.3
5439000	12/21/2017	14.8	14.8	0.2732	4.04	7374	62.5021%	Fecal		CFU/100 mL	200	283.2	86400	-	19,785.3
5439000	10/22/2018	14.8	14.8	0.2732	4.04	7374	62.5021%	Fecal		CFU/100 mL	200	283.2	86400	-	19,785.3
5439000	5/12/1994	14.7	14.7	0.2732	4.02	7379	62.5445%	Fecal		CFU/100 mL	200	283.2	86400	-	19,651.6
5439000	7/22/1994	14.7	14.7	0.2732	4.02	7379	62.5445%	Fecal		CFU/100 mL	200	283.2	86400	-	19,651.6
5439000	12/18/2003	14.7	14.7	0.2732	4.02	7379	62.5445%	Fecal		CFU/100 mL	200	283.2	86400	-	19,651.6
5439000	12/20/2014	14.7	14.7	0.2732	4.02	7379	62.5445%	Fecal		CFU/100 mL	200	283.2	86400	-	19,651.6
5439000	10/28/2015	14.7	14.7	0.2732	4.02	7379	62.5445%	Fecal		CFU/100 mL	200	283.2	86400	-	19,651.6
5439000	12/20/2020	14.7	14.7	0.2732	4.02	7379	62.5445%	Fecal		CFU/100 mL	200	283.2	86400	-	19,651.6
5439000	10/13/2021	14.7	14.7	0.2732	4.02	7379	62.5445%	Fecal		CFU/100 mL	200	283.2	86400	-	19,651.6
5439000	11/9/2001	14.6	14.6	0.2732	3.99	7386	62.6038%	Fecal		CFU/100 mL	200	283.2	86400	-	19,517.9
5439000	7/7/2003	14.6	14.6	0.2732	3.99	7386	62.6038%	Fecal		CFU/100 mL	200	283.2	86400	-	19,517.9
5439000	2/2/2005	14.6	14.6	0.2732	3.99	7386	62.6038%	Fecal		CFU/100 mL	200	283.2	86400	-	19,517.9
5439000	8/17/2010	14.6	14.6	0.2732	3.99	7386	62.6038%	Fecal		CFU/100 mL	200	283.2	86400	-	19,517.9
5439000	6/19/2012	14.6	14.6	0.2732	3.99	7386	62.6038%	Fecal		CFU/100 mL	200	283.2	86400	-	19,517.9
5439000	7/7/2012	14.6	14.6	0.2732	3.99	7386	62.6038%	Fecal		CFU/100 mL	200	283.2	86400	-	19,517.9
5439000	10/23/2014	14.6	14.6	0.2732	3.99	7386	62.6038%	Fecal		CFU/100 mL	200	283.2	86400	-	19,517.9
5439000	11/24/2016	14.6	14.6	0.2732	3.99	7386	62.6038%	Fecal		CFU/100 mL	200	283.2	86400	-	19,517.9
5439000	8/12/2017	14.6	14.6	0.2732	3.99	7386	62.6038%	Fecal		CFU/100 mL	200	283.2	86400	-	19,517.9
5439000	6/18/2003	14.5	14.5	0.2732	3.96	7395	62.6801%	Fecal		CFU/100 mL	200	283.2	86400	-	19,384.3
5439000	7/15/2004	14.5	14.5	0.2732	3.96	7395	62.6801%	Fecal		CFU/100 mL	200	283.2	86400	-	19,384.3
5439000	2/24/2007	14.5	14.5	0.2732	3.96	7395	62.6801%	Fecal		CFU/100 mL	200	283.2	86400	-	19,384.3
5439000	2/25/2007	14.5	14.5	0.2732	3.96	7395	62.6801%	Fecal		CFU/100 mL	200	283.2	86400	-	19,384.3
5439000	11/18/2013	14.5	14.5	0.2732	3.96	7395	62.6801%	Fecal		CFU/100 mL	200	283.2	86400	-	19,384.3
5439000	8/18/2016	14.5	14.5	0.2732	3.96	7395	62.6801%	Fecal		CFU/100 mL	200	283.2	86400	-	19,384.3
5439000	9/23/2016	14.5	14.5	0.2732	3.96	7395	62.6801%	Fecal		CFU/100 mL	200	283.2	86400	-	19,384.3
5439000	12/20/2017	14.5	14.5	0.2732	3.96	7395	62.6801%	Fecal		CFU/100 mL	200	283.2	86400	-	19,384.3
5439000	5/15/1994	14.4	14.4	0.2732	3.93	7403	62.7479%	Fecal		CFU/100 mL	200	283.2	86400	-	19,250.6
5439000	1/4/2002	14.4	14.4	0.2732	3.93	7403	62.7479%	Fecal		CFU/100 mL	200	283.2	86400	-	19,250.6
5439000	7/17/2011	14.4	14.4	0.2732	3.93	7403	62.7479%	Fecal		CFU/100 mL	200	283.2	86400	-	19,250.6
5439000	12/21/2012	14.4	14.4	0.2732	3.93	7403	62.7479%	Fecal		CFU/100 mL	200	283.2	86400	-	19,250.6
5439000	10/4/2014	14.4	14.4	0.2732	3.93	7403	62.7479%	Fecal		CFU/100 mL	200	283.2	86400	-	19,250.6
5439000	3/19/2006	14.3	14.3	0.2732	3.91	7408	62.7903%	Fecal		CFU/100 mL	200	283.2	86400	-	19,116.9
5439000	10/27/2006	14.3	14.3	0.2732	3.91	7408	62.7903%	Fecal		CFU/100 mL	200	283.2	86400	-	19,116.9
5439000	7/7/2007	14.3	14.3	0.2732	3.91	7408	62.7903%	Fecal		CFU/100 mL	200	283.2	86400	-	19,116.9
5439000	7/21/2009	14.3	14.3	0.2732	3.91	7408	62.7903%	Fecal		CFU/100 mL	200	283.2	86400	-	19,116.9
5439000	10/3/2009	14.3	14.3	0.2732	3.91	7408	62.7903%	Fecal		CFU/100 mL	200	283.2	86400	-	19,116.9
5439000	10/26/2014	14.3	14.3	0.2732	3.91	7408	62.7903%	Fecal		CFU/100 mL	200	283.2	86400	-	19,116.9
5439000	7/24/2020	14.3	14.3	0.2732	3.91	7408	62.7903%	Fecal		CFU/100 mL	200	283.2	86400	-	19,116.9
5439000	12/2/2020	14.3	14.3	0.2732	3.91	7408	62.7903%	Fecal		CFU/100 mL	200	283.2	86400	-	19,116.9
5439000	1/10/2002	14.2	14.2	0.2732	3.88	7416	62.8581%	Fecal		CFU/100 mL	200	283.2	86400	-	18,983.2
5439000	9/28/2007	14.2	14.2	0.2732	3.88	7416	62.8581%	Fecal		CFU/100 mL	200	283.2	86400	-	18,983.2
5439000	7/20/2010	14.2	14.2	0.2732	3.88	7416	62.8581%	Fecal		CFU/100 mL	200	283.2	86400	-	18,983.2
5439000	8/10/2011	14.2	14.2	0.2732	3.88	7416	62.8581%	Fecal		CFU/100 mL	200	283.2	86400	-	18,983.2
5439000	12/6/2014	14.2	14.2	0.2732	3.88	7416	62.8581%	Fecal		CFU/100 mL	200	283.2	86400	-	18,983.2
5439000	1/2/2021	14.2	14.2	0.2732	3.88	7416	62.8581%	Fecal		CFU/100 mL	200	283.2	86400	-	18,983.2
5439000	8/25/2002	14.1	14.1	0.2732	3.85	7422	62.9090%	Fecal		CFU/100 mL	200	283.2	86400	-	18,849.5
5439000	12/17/2003	14.1	14.1	0.2732	3.85	7422	62.9090%	Fecal		CFU/100 mL	200	283.2	86400	-	18,849.5
5439000	8/22/2009	14.1	14.1	0.2732	3.85	7422	62.9090%	Fecal		CFU/100 mL	200	283.2	86400	-	18,849.5
5439000	8/24/2014	14.1	14.1	0.2732	3.85	7422	62.9090%	Fecal		CFU/100 mL	200	283.2	86400	-	18,849.5
5439000	9/4/1990	14	14	0.2732	3.82	7426	62.9429%	Fecal		CFU/100 mL	200	283.2	86400	-	18,715.8
5439000	10/28/1990	14	14	0.2732	3.82	7426	62.9429%	Fecal		CFU/100 mL	200	283.2	86400	-	18,715.8
5439000	7/7/1991	14	14	0.2732	3.82	7426	62.9429%	Fecal		CFU/100 mL	200	283.2	86400	-	18,715.8
5439000	9/14/1991	14	14	0.2732	3.82	7426	62.9429%	Fecal		CFU/100 mL	200	283.2	86400	-	18,715.8
5439000	10/29/1991	14	14	0.2732	3.82	7426	62.9429%	Fecal		CFU/100 mL	200	283.2	86400	-	18,715.8
5439000	6/15/1992	14	14	0.2732	3.82	7426	62.9429%	Fecal		CFU/100 mL	200	283.2	86400	-	18,715.8
5439000	6/18/1992	14	14	0.2732	3.82	7426	62.9429%	Fecal		CFU/100 mL	200	283.2	86400	-	18,715.8
5439000	7/22/1992	14	14	0.2732	3.82	7426	62.9429%	Fecal		CFU/100 mL	200	283.2	86400	-	18,715.8
5439000	8/4/1992	14	14	0.2732	3.82	7426	62.9429%	Fecal		CFU/100 mL	200	283.2	86400	-	18,715.8

Gage ID	Date	Discharge (CFS)	Gage Discharge (less Surrogate NPDES) (CFS)	Watershed Area Ratio	Calculated flow (CFS)	Rank	Flow Exceedance %	Parameter	Results	Units (mg or micro_gram	Limit/Standard	100mL/CF	sec/day	Actual Load (million colonies/day)	Allowable Load (million colonies/day)
5439000	10/4/1992	14	14	0.2732	3.82	7426	62.9429%	Fecal		CFU/100 mL	200	283.2	86400	-	18,715.8
5439000	10/5/1992	14	14	0.2732	3.82	7426	62.9429%	Fecal		CFU/100 mL	200	283.2	86400	-	18,715.8
5439000	10/6/1992	14	14	0.2732	3.82	7426	62.9429%	Fecal		CFU/100 mL	200	283.2	86400	-	18,715.8
5439000	10/10/1992	14	14	0.2732	3.82	7426	62.9429%	Fecal		CFU/100 mL	200	283.2	86400	-	18,715.8
5439000	7/26/1995	14	14	0.2732	3.82	7426	62.9429%	Fecal		CFU/100 mL	200	283.2	86400	-	18,715.8
5439000	1/23/1996	14	14	0.2732	3.82	7426	62.9429%	Fecal		CFU/100 mL	200	283.2	86400	-	18,715.8
5439000	1/24/1996	14	14	0.2732	3.82	7426	62.9429%	Fecal		CFU/100 mL	200	283.2	86400	-	18,715.8
5439000	1/25/1996	14	14	0.2732	3.82	7426	62.9429%	Fecal		CFU/100 mL	200	283.2	86400	-	18,715.8
5439000	3/30/1996	14	14	0.2732	3.82	7426	62.9429%	Fecal		CFU/100 mL	200	283.2	86400	-	18,715.8
5439000	3/31/1996	14	14	0.2732	3.82	7426	62.9429%	Fecal		CFU/100 mL	200	283.2	86400	-	18,715.8
5439000	4/1/1996	14	14	0.2732	3.82	7426	62.9429%	Fecal		CFU/100 mL	200	283.2	86400	-	18,715.8
5439000	4/2/1996	14	14	0.2732	3.82	7426	62.9429%	Fecal		CFU/100 mL	200	283.2	86400	-	18,715.8
5439000	9/28/1996	14	14	0.2732	3.82	7426	62.9429%	Fecal		CFU/100 mL	200	283.2	86400	-	18,715.8
5439000	7/6/1997	14	14	0.2732	3.82	7426	62.9429%	Fecal		CFU/100 mL	200	283.2	86400	-	18,715.8
5439000	7/7/1997	14	14	0.2732	3.82	7426	62.9429%	Fecal		CFU/100 mL	200	283.2	86400	-	18,715.8
5439000	7/9/1997	14	14	0.2732	3.82	7426	62.9429%	Fecal		CFU/100 mL	200	283.2	86400	-	18,715.8
5439000	8/18/1997	14	14	0.2732	3.82	7426	62.9429%	Fecal		CFU/100 mL	200	283.2	86400	-	18,715.8
5439000	7/12/1999	14	14	0.2732	3.82	7426	62.9429%	Fecal		CFU/100 mL	200	283.2	86400	-	18,715.8
5439000	7/26/1999	14	14	0.2732	3.82	7426	62.9429%	Fecal		CFU/100 mL	200	283.2	86400	-	18,715.8
5439000	10/12/2000	14	14	0.2732	3.82	7426	62.9429%	Fecal		CFU/100 mL	200	283.2	86400	-	18,715.8
5439000	10/14/2000	14	14	0.2732	3.82	7426	62.9429%	Fecal		CFU/100 mL	200	283.2	86400	-	18,715.8
5439000	7/5/2001	14	14	0.2732	3.82	7426	62.9429%	Fecal		CFU/100 mL	200	283.2	86400	-	18,715.8
5439000	12/31/2001	14	14	0.2732	3.82	7426	62.9429%	Fecal		CFU/100 mL	200	283.2	86400	-	18,715.8
5439000	1/3/2005	14	14	0.2732	3.82	7426	62.9429%	Fecal		CFU/100 mL	200	283.2	86400	-	18,715.8
5439000	12/19/2007	14	14	0.2732	3.82	7426	62.9429%	Fecal		CFU/100 mL	200	283.2	86400	-	18,715.8
5439000	8/18/2010	14	14	0.2732	3.82	7426	62.9429%	Fecal		CFU/100 mL	200	283.2	86400	-	18,715.8
5439000	8/8/2011	14	14	0.2732	3.82	7426	62.9429%	Fecal		CFU/100 mL	200	283.2	86400	-	18,715.8
5439000	11/7/2013	14	14	0.2732	3.82	7426	62.9429%	Fecal		CFU/100 mL	200	283.2	86400	-	18,715.8
5439000	8/11/2015	14	14	0.2732	3.82	7426	62.9429%	Fecal		CFU/100 mL	200	283.2	86400	-	18,715.8
5439000	5/14/1994	13.9	13.9	0.2732	3.80	7464	63.2650%	Fecal		CFU/100 mL	200	283.2	86400	-	18,582.2
5439000	6/21/2003	13.9	13.9	0.2732	3.80	7464	63.2650%	Fecal		CFU/100 mL	200	283.2	86400	-	18,582.2
5439000	12/15/2004	13.9	13.9	0.2732	3.80	7464	63.2650%	Fecal		CFU/100 mL	200	283.2	86400	-	18,582.2
5439000	5/29/2005	13.9	13.9	0.2732	3.80	7464	63.2650%	Fecal		CFU/100 mL	200	283.2	86400	-	18,582.2
5439000	10/2/2007	13.9	13.9	0.2732	3.80	7464	63.2650%	Fecal		CFU/100 mL	200	283.2	86400	-	18,582.2
5439000	10/15/2009	13.9	13.9	0.2732	3.80	7464	63.2650%	Fecal		CFU/100 mL	200	283.2	86400	-	18,582.2
5439000	7/29/2014	13.9	13.9	0.2732	3.80	7464	63.2650%	Fecal		CFU/100 mL	200	283.2	86400	-	18,582.2
5439000	8/9/2014	13.9	13.9	0.2732	3.80	7464	63.2650%	Fecal		CFU/100 mL	200	283.2	86400	-	18,582.2
5439000	7/15/2017	13.9	13.9	0.2732	3.80	7464	63.2650%	Fecal		CFU/100 mL	200	283.2	86400	-	18,582.2
5439000	5/24/1994	13.8	13.8	0.2732	3.77	7473	63.3412%	Fecal		CFU/100 mL	200	283.2	86400	-	18,448.5
5439000	6/17/2003	13.8	13.8	0.2732	3.77	7473	63.3412%	Fecal		CFU/100 mL	200	283.2	86400	-	18,448.5
5439000	12/21/2014	13.8	13.8	0.2732	3.77	7473	63.3412%	Fecal		CFU/100 mL	200	283.2	86400	-	18,448.5
5439000	7/8/2017	13.8	13.8	0.2732	3.77	7473	63.3412%	Fecal		CFU/100 mL	200	283.2	86400	-	18,448.5
5439000	10/23/2018	13.8	13.8	0.2732	3.77	7473	63.3412%	Fecal		CFU/100 mL	200	283.2	86400	-	18,448.5
5439000	8/27/2019	13.8	13.8	0.2732	3.77	7473	63.3412%	Fecal		CFU/100 mL	200	283.2	86400	-	18,448.5
5439000	7/28/2021	13.8	13.8	0.2732	3.77	7473	63.3412%	Fecal		CFU/100 mL	200	283.2	86400	-	18,448.5
5439000	8/22/1994	13.7	13.7	0.2732	3.74	7480	63.4006%	Fecal		CFU/100 mL	200	283.2	86400	-	18,314.8
5439000	11/10/2001	13.7	13.7	0.2732	3.74	7480	63.4006%	Fecal		CFU/100 mL	200	283.2	86400	-	18,314.8
5439000	5/3/2005	13.7	13.7	0.2732	3.74	7480	63.4006%	Fecal		CFU/100 mL	200	283.2	86400	-	18,314.8
5439000	7/4/2008	13.7	13.7	0.2732	3.74	7480	63.4006%	Fecal		CFU/100 mL	200	283.2	86400	-	18,314.8
5439000	7/28/2009	13.7	13.7	0.2732	3.74	7480	63.4006%	Fecal		CFU/100 mL	200	283.2	86400	-	18,314.8
5439000	8/26/2011	13.7	13.7	0.2732	3.74	7480	63.4006%	Fecal		CFU/100 mL	200	283.2	86400	-	18,314.8
5439000	12/21/2020	13.7	13.7	0.2732	3.74	7480	63.4006%	Fecal		CFU/100 mL	200	283.2	86400	-	18,314.8
5439000	11/15/2001	13.6	13.6	0.2732	3.72	7487	63.4599%	Fecal		CFU/100 mL	200	283.2	86400	-	18,181.1
5439000	10/22/2006	13.6	13.6	0.2732	3.72	7487	63.4599%	Fecal		CFU/100 mL	200	283.2	86400	-	18,181.1
5439000	8/5/2015	13.6	13.6	0.2732	3.72	7487	63.4599%	Fecal		CFU/100 mL	200	283.2	86400	-	18,181.1
5439000	10/31/2018	13.6	13.6	0.2732	3.72	7487	63.4599%	Fecal		CFU/100 mL	200	283.2	86400	-	18,181.1
5439000	11/18/2018	13.6	13.6	0.2732	3.72	7487	63.4599%	Fecal		CFU/100 mL	200	283.2	86400	-	18,181.1
5439000	11/16/2001	13.5	13.5	0.2732	3.69	7492	63.5023%	Fecal		CFU/100 mL	200	283.2	86400	-	18,047.4
5439000	1/7/2002	13.5	13.5	0.2732	3.69	7492	63.5023%	Fecal		CFU/100 mL	200	283.2	86400	-	18,047.4
5439000	10/26/2006	13.5	13.5	0.2732	3.69	7492	63.5023%	Fecal		CFU/100 mL	200	283.2	86400	-	18,047.4
5439000	10/17/2007	13.5	13.5	0.2732	3.69	7492	63.5023%	Fecal		CFU/100 mL	200	283.2	86400	-	18,047.4
5439000	1/12/2013	13.5	13.5	0.2732	3.69	7492	63.5023%	Fecal		CFU/100 mL	200	283.2	86400	-	18,047.4
5439000	5/1/2018	13.5	13.5	0.2732	3.69	7492	63.5023%	Fecal		CFU/100 mL	200	283.2	86400	-	18,047.4
5439000	5/13/1994	13.4	13.4	0.2732	3.66	7498	63.5531%	Fecal		CFU/100 mL	200	283.2	86400	-	17,913.7
5439000	11/11/2001	13.4	13.4	0.2732	3.66	7498	63.5531%	Fecal		CFU/100 mL	200	283.2	86400	-	17,913.7
5439000	7/8/2002	13.4	13.4	0.2732	3.66	7498	63.5531%	Fecal		CFU/100 mL	200	283.2	86400	-	17,913.7
5439000	7/31/2011	13.4	13.4	0.2732	3.66	7498	63.5531%	Fecal		CFU/100 mL	200	283.2	86400	-	17,913.7
5439000	10/28/2014	13.4	13.4	0.2732	3.66	7498	63.5531%	Fecal		CFU/100 mL	200	283.2	86400	-	17,913.7
5439000	12/15/2014	13.4	13.4	0.2732	3.66	7498	63.5531%	Fecal		CFU/100 mL	200	283.2	86400	-	17,913.7
5439000	7/27/2021	13.4	13.4	0.2732	3.66	7498	63.5531%	Fecal		CFU/100 mL	200	283.2	86400	-	17,913.7
5439000	8/15/2002	13.3	13.3	0.2732	3.63	7505	63.6125%	Fecal		CFU/100 mL	200	283.2	86400	-	17,780.0
5439000	3/18/2003	13.3	13.3	0.2732	3.63	7505	63.6125%	Fecal		CFU/100 mL	200	283.2	86400	-	17,780.0
5439000	10/1/2011	13.3	13.3	0.2732	3.63	7505	63.6125%	Fecal		CFU/100 mL	200	283.2	86400	-	17,780.0
5439000	10/20/2012	13.3	13.3	0.2732	3.63	7505	63.6125%	Fecal		CFU/100 mL	200	283.2	86400	-	17,780.0
5439000	7/22/2013	13.3	13.3	0.2732	3.63	7505	63.6125%	Fecal		CFU/100 mL	200	283.2	86400	-	17,780.0
5439000	5/11/2014	13.3	13.3	0.2732	3.63	7505	63.6125%	Fecal		CFU/100 mL	200	283.2	86400	-	17,780.0
5439000	8/29/2014	13.3	13.3	0.2732	3.63	7505	63.6125%	Fecal		CFU/100 mL	200	283.2	86400	-	17,780.0
5439000	2/1/2018	13.3	13.3	0.2732	3.63	7505	63.6125%	Fecal		CFU/100 mL	200	283.2	86400	-	17,780.0
5439000	7/30/2021	13.3	13.3	0.2732	3.63	7505	63.6125%	Fecal		CFU/100 mL	200	283.2	86400	-	17,780.0
5439000	7/27/2009	13.2	13.2	0.2732	3.61	7514	63.6888%	Fecal		CFU/100 mL	200	283.2	86400	-	17,646.4
5439000	1/13/2002	13.1	13.1	0.2732	3.58	7515	63.6972%	Fecal		CFU/100 mL	200	283.2	86400	-	17,512.7
5439000	3/13/2003	13.1	13.1	0.2732	3.58	7515	63.6972%	Fecal		CFU/100 mL	200	283.2	86400	-	17,512.7
5439000	7/7/2006	13.1	13.1	0.2732	3.58	7515	63.6972%	Fecal		CFU/100 mL	200	283.2	86400	-	17,512.7
5439000	9/5/2009	13.1	13.1	0.2732	3.58	7515	63.6972%	Fecal		CFU/100 mL	200	283.2	86400	-	17,512.7
5439000	7/18/2011	13.1	13.1	0.2732	3.58	7515	63.6972%	Fecal		CFU/100 mL	200	283.2	86400	-	17,512.7
5439000	7/23/2013	13.1	13.1	0.2732	3.58	7515	63.6972%	Fecal		CFU/100 mL	200	283.2	86400	-	17,512.7
5439000	7/29/2019	13.1	13.1	0.2732	3.58	7515	63.6972%	Fecal		CFU/100 mL	200	283.2	86400	-	17,512.7
5439000	1/3/1990	13	13	0.2732	3.55	7522	63.7566%	Fecal		CFU/100 mL	200	283.2	86400	-	17,379.0
5439000	1/14/1990	13	13	0.2732	3.55	7522	63.7566%	Fecal		CFU/100 mL	200	283.2	86400	-	17,379.0
5439000	1/15/1990	13	13	0.2732	3.55	7522	63.7566%	Fecal		CFU/100 mL	200	283.2	86400	-	17,379.0
5439000	9/5/1990	13	13	0.2732	3.55	7522	63.7566%	Fecal		CFU/100 mL	200	283.2	86400	-	17,379.0
5439000	9/8/1990	13	13	0.2732	3.55	7522	63.7566%	Fecal		CFU/100 mL	200	283.2	86400	-	17,379.0
5439000	10/31/1990	13	13	0.2732	3.55	7522	63.7566%	Fecal		CFU/100 mL	200	283.2	86400	-	17,379.0
5439000	11/1/1990	13	13	0.2732	3.55	7522	63.7566%	Fecal		CFU/100 mL	200	283.2	86400	-	17,379.0
5439000	10/6/1991	13	13	0.2732	3.55	7522	63.7566%	Fecal		CFU/100 mL	200	283.2	86400	-	17,379.0
5439000	6/8/1992	13	13	0.2732	3.55	7522	63.7566%	Fecal		CFU/100 mL	200	283.2	86400	-	17,379.0
5439000	6/9/1992	13	13	0.2732	3.55	7522	63.7566%	Fecal		CFU/100 mL	200	283.2	86400	-	17,379.0
5439000	6/14/1992	13	13	0.2732	3.55	7522	63.7566%	Fecal		CFU/100 mL	200	283.2	86400	-	17,379.0
5439000	6/16/1992	13	13	0.2732	3.55	7522	63.7566%	Fecal		CFU/100 mL	200	283.2	86400	-	17,379.0
5439000	7/3/1992	13	13	0.2732	3.55	7522	63.7566%	Fecal		CFU/100 mL	200	283.2	86400	-	17,379.0
5439000	7/27/1992	13	13	0.2732	3.55	7522	63.7566%	Fecal		CFU/100 mL	200	283.2	86400	-	17,379.0
5439000	7/28/1992	13	13	0.2732	3.55	7522	63.7566%	Fecal		CFU/100 mL	200	283.2	86400	-	17,379.0
5439000	10/7/1992	13	13	0.2732	3.55	7522	63.7566%	Fecal		CFU/100 mL	200	283.2	86400	-	17,379.0
5439000	10/11/1994	13	13	0.2732	3.55	7522	63.7566%	Fecal		CFU/100 mL	200	283.2	86400	-	17,379.0
5439000	7/19/1995	13	13	0.2732	3.55	7522	63.7566%	Fecal		CFU/100 mL	200	283.2	86400	-	17,379.0
5439000	7/22/1995	13	13	0.2732	3.55	7522	63.7566%	Fecal		CFU/100 mL	200	283.2	86400	-	17,379.0
5439000	7/23/1995	13	13	0.2732	3.55	7522	63.7566%	Fecal		CFU/100 mL	200	283.2	86400	-	17,379.0
5439000	7/24/1995	13	13	0.2732	3.55	7522	63.7566%	Fecal		CFU/100 mL	200	283.2	86400	-	17,379.0
5439000	12/18/1995	13	13	0.2732	3.55	7522	63.7566%	Fecal		CFU/100 mL	200	283.2	86400	-	17,379.0
5439000	1/16/1996	13	13	0.2732	3.55	7522	63.7566%	Fecal		CFU/100 mL	200	283.2	86400	-	17,379.0
5439000	2/8/1996	13	13	0.2732	3.55	7522	63.7566%	Fecal		CFU/100 mL	200	283.2	86400	-	17,379.0
5439000	3/4/1996	13	13	0.2732	3.55	7522	63.7566%	Fecal		CFU/100 mL	200	283.2	86400	-	17,379.0
5439000	4/3/1996	13	13	0.2732	3.55	7522	63.7566%	Fecal		CFU/100 mL	200	283.2	86400	-	17,379.0
5439000	9/5/1996	13	13	0.2732	3.55	7522	63.7566%	Fecal		CFU/100 mL	200	283.2	86400	-	17,379.0
5439000	10/31/1996	13	13	0.2732	3.55	7522	63.7566%	Fecal		CFU/100 mL	200	283.2	86400	-	17,379.0
5439000	9/17/1997	13	13	0.2732	3.55	7522	63.7566%	Fecal		CFU/100 mL	200	283.2	86400	-	17,379.0
5439000	12/27/1998	13	13	0.2732	3.55	7522	63.7566%	Fecal		CFU/100 mL	200	283.2	86400	-	17,379.0
5439000	7/25/1999	13	13	0.2732	3.55	7522	63.7566%	Fecal		CFU/100 mL	200	283.2	86400	-	17,379.0
5439000	7/26/2000	13	13	0.2732	3.55	7522	63.7566%	Fecal		CFU/100 mL	200	283.2	86400	-	17,379.0
5439000	10/13/2000	13	13	0.2732	3.55	7522	63.7566%	Fecal		CFU/100 mL	200	283.2	86400	-	17,379.0
5439000	10/15/2000	13	13	0.2732	3.55	7522	63.7566%	Fecal		CFU/100 mL	200	283.2	86400	-	17,379.0
5439000	10/16/2000	13	13	0.2732	3.55	7522	63.7566%	Fecal		CFU/100 mL	200	283.2	86400	-	17,379.0
5439000	11/6/2000	13	13	0.2732	3.55	7522	63.7566%	Fecal		CFU/100 mL	200	283.2	86400	-	17,379.0
5439000	1/17/2001	13	13	0.2732	3.55	7522	63.7566%	Fecal		CFU/100 mL	200	283.2	86400	-	17,379.0
5439000	1/18/2001	13	13	0.2732	3.55	7522	63.7566%	Fecal		CFU/100 mL	200	283.2	86400	-	17,379.0
5439000	1/19/2001	13	13	0.2732	3.55	7522	63.7566%	Fecal		CFU/100 mL	200	283.2	86400	-	17,379.0

Gage ID	Date	Discharge (CFS)	Gage Discharge (less Surrogate NPDES) (CFS)	Watershed Area Ratio	Calculated flow (CFS)	Rank	Flow Exceedance %	Parameter	Results	Units (mg or micro_gram	Limit/Standard	100mL/CF	sec/day	Actual Load (million colonies/day)	Allowable Load (million colonies/day)
5439000	9/7/2001	13	13	0.2732	3.55	7522	63.7566%	Fecal		CFU/100 mL	200	283.2	86400	-	17,379.0
5439000	1/1/2002	13	13	0.2732	3.55	7522	63.7566%	Fecal		CFU/100 mL	200	283.2	86400	-	17,379.0
5439000	1/3/2002	13	13	0.2732	3.55	7522	63.7566%	Fecal		CFU/100 mL	200	283.2	86400	-	17,379.0
5439000	7/16/2004	13	13	0.2732	3.55	7522	63.7566%	Fecal		CFU/100 mL	200	283.2	86400	-	17,379.0
5439000	1/29/2007	13	13	0.2732	3.55	7522	63.7566%	Fecal		CFU/100 mL	200	283.2	86400	-	17,379.0
5439000	4/30/2018	13	13	0.2732	3.55	7522	63.7566%	Fecal		CFU/100 mL	200	283.2	86400	-	17,379.0
5439000	2/15/2022	13	13	0.2732	3.55	7522	63.7566%	Fecal		CFU/100 mL	200	283.2	86400	-	17,379.0
5439000	5/30/2005	12.9	12.9	0.2732	3.52	7568	64.1465%	Fecal		CFU/100 mL	200	283.2	86400	-	17,245.3
5439000	6/6/2005	12.9	12.9	0.2732	3.52	7568	64.1465%	Fecal		CFU/100 mL	200	283.2	86400	-	17,245.3
5439000	7/21/2010	12.9	12.9	0.2732	3.52	7568	64.1465%	Fecal		CFU/100 mL	200	283.2	86400	-	17,245.3
5439000	8/22/2011	12.9	12.9	0.2732	3.52	7568	64.1465%	Fecal		CFU/100 mL	200	283.2	86400	-	17,245.3
5439000	7/15/2016	12.9	12.9	0.2732	3.52	7568	64.1465%	Fecal		CFU/100 mL	200	283.2	86400	-	17,245.3
5439000	6/22/2003	12.8	12.8	0.2732	3.50	7573	64.1888%	Fecal		CFU/100 mL	200	283.2	86400	-	17,111.6
5439000	6/26/2003	12.8	12.8	0.2732	3.50	7573	64.1888%	Fecal		CFU/100 mL	200	283.2	86400	-	17,111.6
5439000	11/22/2007	12.8	12.8	0.2732	3.50	7573	64.1888%	Fecal		CFU/100 mL	200	283.2	86400	-	17,111.6
5439000	10/27/2014	12.8	12.8	0.2732	3.50	7573	64.1888%	Fecal		CFU/100 mL	200	283.2	86400	-	17,111.6
5439000	11/1/2018	12.8	12.8	0.2732	3.50	7573	64.1888%	Fecal		CFU/100 mL	200	283.2	86400	-	17,111.6
5439000	4/2/2006	12.7	12.7	0.2732	3.47	7578	64.2312%	Fecal		CFU/100 mL	200	283.2	86400	-	16,977.9
5439000	1/28/2007	12.7	12.7	0.2732	3.47	7578	64.2312%	Fecal		CFU/100 mL	200	283.2	86400	-	16,977.9
5439000	2/8/2007	12.7	12.7	0.2732	3.47	7578	64.2312%	Fecal		CFU/100 mL	200	283.2	86400	-	16,977.9
5439000	2/20/2007	12.7	12.7	0.2732	3.47	7578	64.2312%	Fecal		CFU/100 mL	200	283.2	86400	-	16,977.9
5439000	7/31/2008	12.7	12.7	0.2732	3.47	7578	64.2312%	Fecal		CFU/100 mL	200	283.2	86400	-	16,977.9
5439000	8/19/2010	12.7	12.7	0.2732	3.47	7578	64.2312%	Fecal		CFU/100 mL	200	283.2	86400	-	16,977.9
5439000	1/13/2014	12.7	12.7	0.2732	3.47	7578	64.2312%	Fecal		CFU/100 mL	200	283.2	86400	-	16,977.9
5439000	12/10/2014	12.7	12.7	0.2732	3.47	7578	64.2312%	Fecal		CFU/100 mL	200	283.2	86400	-	16,977.9
5439000	7/16/2017	12.7	12.7	0.2732	3.47	7578	64.2312%	Fecal		CFU/100 mL	200	283.2	86400	-	16,977.9
5439000	11/19/2018	12.7	12.7	0.2732	3.47	7578	64.2312%	Fecal		CFU/100 mL	200	283.2	86400	-	16,977.9
5439000	12/3/2020	12.7	12.7	0.2732	3.47	7578	64.2312%	Fecal		CFU/100 mL	200	283.2	86400	-	16,977.9
5439000	1/8/2002	12.6	12.6	0.2732	3.44	7589	64.3245%	Fecal		CFU/100 mL	200	283.2	86400	-	16,844.3
5439000	9/30/2007	12.6	12.6	0.2732	3.44	7589	64.3245%	Fecal		CFU/100 mL	200	283.2	86400	-	16,844.3
5439000	10/4/2007	12.6	12.6	0.2732	3.44	7589	64.3245%	Fecal		CFU/100 mL	200	283.2	86400	-	16,844.3
5439000	7/5/2008	12.6	12.6	0.2732	3.44	7589	64.3245%	Fecal		CFU/100 mL	200	283.2	86400	-	16,844.3
5439000	10/16/2009	12.6	12.6	0.2732	3.44	7589	64.3245%	Fecal		CFU/100 mL	200	283.2	86400	-	16,844.3
5439000	2/24/2014	12.6	12.6	0.2732	3.44	7589	64.3245%	Fecal		CFU/100 mL	200	283.2	86400	-	16,844.3
5439000	11/5/2015	12.6	12.6	0.2732	3.44	7589	64.3245%	Fecal		CFU/100 mL	200	283.2	86400	-	16,844.3
5439000	8/30/2018	12.6	12.6	0.2732	3.44	7589	64.3245%	Fecal		CFU/100 mL	200	283.2	86400	-	16,844.3
5439000	11/20/2018	12.6	12.6	0.2732	3.44	7589	64.3245%	Fecal		CFU/100 mL	200	283.2	86400	-	16,844.3
5439000	7/16/2003	12.5	12.5	0.2732	3.41	7598	64.4007%	Fecal		CFU/100 mL	200	283.2	86400	-	16,710.6
5439000	9/29/2007	12.5	12.5	0.2732	3.41	7598	64.4007%	Fecal		CFU/100 mL	200	283.2	86400	-	16,710.6
5439000	6/20/2012	12.5	12.5	0.2732	3.41	7598	64.4007%	Fecal		CFU/100 mL	200	283.2	86400	-	16,710.6
5439000	10/15/2012	12.5	12.5	0.2732	3.41	7598	64.4007%	Fecal		CFU/100 mL	200	283.2	86400	-	16,710.6
5439000	10/24/2018	12.5	12.5	0.2732	3.41	7598	64.4007%	Fecal		CFU/100 mL	200	283.2	86400	-	16,710.6
5439000	12/11/2020	12.5	12.5	0.2732	3.41	7598	64.4007%	Fecal		CFU/100 mL	200	283.2	86400	-	16,710.6
5439000	3/11/2022	23.3	23.3	0.1459	3.40	7604	64.4516%	Fecal		CFU/100 mL	200	283.2	86400	-	16,639.8
5439000	7/9/2002	12.4	12.4	0.2732	3.39	7605	64.4601%	Fecal		CFU/100 mL	200	283.2	86400	-	16,576.9
5439000	7/17/2004	12.4	12.4	0.2732	3.39	7605	64.4601%	Fecal		CFU/100 mL	200	283.2	86400	-	16,576.9
5439000	5/4/2005	12.4	12.4	0.2732	3.39	7605	64.4601%	Fecal		CFU/100 mL	200	283.2	86400	-	16,576.9
5439000	3/20/2006	12.4	12.4	0.2732	3.39	7605	64.4601%	Fecal		CFU/100 mL	200	283.2	86400	-	16,576.9
5439000	10/29/2006	12.4	12.4	0.2732	3.39	7605	64.4601%	Fecal		CFU/100 mL	200	283.2	86400	-	16,576.9
5439000	8/3/2007	12.4	12.4	0.2732	3.39	7605	64.4601%	Fecal		CFU/100 mL	200	283.2	86400	-	16,576.9
5439000	12/3/2007	12.4	12.4	0.2732	3.39	7605	64.4601%	Fecal		CFU/100 mL	200	283.2	86400	-	16,576.9
5439000	9/6/2009	12.4	12.4	0.2732	3.39	7605	64.4601%	Fecal		CFU/100 mL	200	283.2	86400	-	16,576.9
5439000	11/30/2010	12.4	12.4	0.2732	3.39	7605	64.4601%	Fecal		CFU/100 mL	200	283.2	86400	-	16,576.9
5439000	11/4/2011	12.4	12.4	0.2732	3.39	7605	64.4601%	Fecal		CFU/100 mL	200	283.2	86400	-	16,576.9
5439000	11/15/2020	12.4	12.4	0.2732	3.39	7605	64.4601%	Fecal		CFU/100 mL	200	283.2	86400	-	16,576.9
5439000	2/14/2022	12.4	12.4	0.2732	3.39	7605	64.4601%	Fecal		CFU/100 mL	200	283.2	86400	-	16,576.9
5439000	10/17/2001	12.3	12.3	0.2732	3.36	7617	64.5618%	Fecal		CFU/100 mL	200	283.2	86400	-	16,443.2
5439000	1/11/2002	12.3	12.3	0.2732	3.36	7617	64.5618%	Fecal		CFU/100 mL	200	283.2	86400	-	16,443.2
5439000	7/29/2009	12.3	12.3	0.2732	3.36	7617	64.5618%	Fecal		CFU/100 mL	200	283.2	86400	-	16,443.2
5439000	7/19/2011	12.3	12.3	0.2732	3.36	7617	64.5618%	Fecal		CFU/100 mL	200	283.2	86400	-	16,443.2
5439000	12/22/2020	12.3	12.3	0.2732	3.36	7617	64.5618%	Fecal		CFU/100 mL	200	283.2	86400	-	16,443.2
5439000	2/1/2002	12.2	12.2	0.2732	3.33	7622	64.6042%	Fecal		CFU/100 mL	200	283.2	86400	-	16,309.5
5439000	11/10/2006	12.2	12.2	0.2732	3.33	7622	64.6042%	Fecal		CFU/100 mL	200	283.2	86400	-	16,309.5
5439000	10/4/2009	12.2	12.2	0.2732	3.33	7622	64.6042%	Fecal		CFU/100 mL	200	283.2	86400	-	16,309.5
5439000	10/21/2009	12.2	12.2	0.2732	3.33	7622	64.6042%	Fecal		CFU/100 mL	200	283.2	86400	-	16,309.5
5439000	9/3/2010	12.2	12.2	0.2732	3.33	7622	64.6042%	Fecal		CFU/100 mL	200	283.2	86400	-	16,309.5
5439000	6/5/2014	12.2	12.2	0.2732	3.33	7622	64.6042%	Fecal		CFU/100 mL	200	283.2	86400	-	16,309.5
5439000	9/6/2014	12.2	12.2	0.2732	3.33	7622	64.6042%	Fecal		CFU/100 mL	200	283.2	86400	-	16,309.5
5439000	5/23/1994	12.1	12.1	0.2732	3.31	7629	64.6635%	Fecal		CFU/100 mL	200	283.2	86400	-	16,175.8
5439000	1/2/2006	12.1	12.1	0.2732	3.31	7629	64.6635%	Fecal		CFU/100 mL	200	283.2	86400	-	16,175.8
5439000	10/15/2007	12.1	12.1	0.2732	3.31	7629	64.6635%	Fecal		CFU/100 mL	200	283.2	86400	-	16,175.8
5439000	1/28/2009	12.1	12.1	0.2732	3.31	7629	64.6635%	Fecal		CFU/100 mL	200	283.2	86400	-	16,175.8
5439000	1/31/2009	12.1	12.1	0.2732	3.31	7629	64.6635%	Fecal		CFU/100 mL	200	283.2	86400	-	16,175.8
5439000	8/9/2009	12.1	12.1	0.2732	3.31	7629	64.6635%	Fecal		CFU/100 mL	200	283.2	86400	-	16,175.8
5439000	10/13/2011	12.1	12.1	0.2732	3.31	7629	64.6635%	Fecal		CFU/100 mL	200	283.2	86400	-	16,175.8
5439000	2/9/2013	12.1	12.1	0.2732	3.31	7629	64.6635%	Fecal		CFU/100 mL	200	283.2	86400	-	16,175.8
5439000	8/15/2015	12.1	12.1	0.2732	3.31	7629	64.6635%	Fecal		CFU/100 mL	200	283.2	86400	-	16,175.8
5439000	7/24/2018	12.1	12.1	0.2732	3.31	7629	64.6635%	Fecal		CFU/100 mL	200	283.2	86400	-	16,175.8
5439000	12/4/2020	12.1	12.1	0.2732	3.31	7629	64.6635%	Fecal		CFU/100 mL	200	283.2	86400	-	16,175.8
5439000	12/10/2021	12.1	12.1	0.2732	3.31	7629	64.6635%	Fecal		CFU/100 mL	200	283.2	86400	-	16,175.8
5439000	9/6/1990	12	12	0.2732	3.28	7641	64.7652%	Fecal		CFU/100 mL	200	283.2	86400	-	16,042.1
5439000	10/9/1990	12	12	0.2732	3.28	7641	64.7652%	Fecal		CFU/100 mL	200	283.2	86400	-	16,042.1
5439000	10/29/1990	12	12	0.2732	3.28	7641	64.7652%	Fecal		CFU/100 mL	200	283.2	86400	-	16,042.1
5439000	10/30/1990	12	12	0.2732	3.28	7641	64.7652%	Fecal		CFU/100 mL	200	283.2	86400	-	16,042.1
5439000	11/3/1990	12	12	0.2732	3.28	7641	64.7652%	Fecal		CFU/100 mL	200	283.2	86400	-	16,042.1
5439000	6/10/1992	12	12	0.2732	3.28	7641	64.7652%	Fecal		CFU/100 mL	200	283.2	86400	-	16,042.1
5439000	6/11/1992	12	12	0.2732	3.28	7641	64.7652%	Fecal		CFU/100 mL	200	283.2	86400	-	16,042.1
5439000	6/12/1992	12	12	0.2732	3.28	7641	64.7652%	Fecal		CFU/100 mL	200	283.2	86400	-	16,042.1
5439000	6/13/1992	12	12	0.2732	3.28	7641	64.7652%	Fecal		CFU/100 mL	200	283.2	86400	-	16,042.1
5439000	7/5/1992	12	12	0.2732	3.28	7641	64.7652%	Fecal		CFU/100 mL	200	283.2	86400	-	16,042.1
5439000	10/11/1992	12	12	0.2732	3.28	7641	64.7652%	Fecal		CFU/100 mL	200	283.2	86400	-	16,042.1
5439000	10/12/1992	12	12	0.2732	3.28	7641	64.7652%	Fecal		CFU/100 mL	200	283.2	86400	-	16,042.1
5439000	10/17/1992	12	12	0.2732	3.28	7641	64.7652%	Fecal		CFU/100 mL	200	283.2	86400	-	16,042.1
5439000	10/12/1994	12	12	0.2732	3.28	7641	64.7652%	Fecal		CFU/100 mL	200	283.2	86400	-	16,042.1
5439000	7/28/1995	12	12	0.2732	3.28	7641	64.7652%	Fecal		CFU/100 mL	200	283.2	86400	-	16,042.1
5439000	10/27/1995	12	12	0.2732	3.28	7641	64.7652%	Fecal		CFU/100 mL	200	283.2	86400	-	16,042.1
5439000	12/19/1995	12	12	0.2732	3.28	7641	64.7652%	Fecal		CFU/100 mL	200	283.2	86400	-	16,042.1
5439000	3/12/1996	12	12	0.2732	3.28	7641	64.7652%	Fecal		CFU/100 mL	200	283.2	86400	-	16,042.1
5439000	9/6/1996	12	12	0.2732	3.28	7641	64.7652%	Fecal		CFU/100 mL	200	283.2	86400	-	16,042.1
5439000	9/9/1996	12	12	0.2732	3.28	7641	64.7652%	Fecal		CFU/100 mL	200	283.2	86400	-	16,042.1
5439000	11/30/1996	12	12	0.2732	3.28	7641	64.7652%	Fecal		CFU/100 mL	200	283.2	86400	-	16,042.1
5439000	7/25/1998	12	12	0.2732	3.28	7641	64.7652%	Fecal		CFU/100 mL	200	283.2	86400	-	16,042.1
5439000	12/28/1998	12	12	0.2732	3.28	7641	64.7652%	Fecal		CFU/100 mL	200	283.2	86400	-	16,042.1
5439000	7/13/1999	12	12	0.2732	3.28	7641	64.7652%	Fecal		CFU/100 mL	200	283.2	86400	-	16,042.1
5439000	10/7/1999	12	12	0.2732	3.28	7641	64.7652%	Fecal		CFU/100 mL	200	283.2	86400	-	16,042.1
5439000	7/27/2000	12	12	0.2732	3.28	7641	64.7652%	Fecal		CFU/100 mL	200	283.2	86400	-	16,042.1
5439000	8/4/2000	12	12	0.2732	3.28	7641	64.7652%	Fecal		CFU/100 mL	200	283.2	86400	-	16,042.1
5439000	9/14/2000	12	12	0.2732	3.28	7641	64.7652%	Fecal		CFU/100 mL	200	283.2	86400	-	16,042.1
5439000	9/26/2000	12	12	0.2732	3.28	7641	64.7652%	Fecal		CFU/100 mL	200	283.2	86400	-	16,042.1
5439000	10/17/2000	12	12	0.2732	3.28	7641	64.7652%	Fecal		CFU/100 mL	200	283.2	86400	-	16,042.1
5439000	10/18/2000	12	12	0.2732	3.28	7641	64.7652%	Fecal		CFU/100 mL	200	283.2	86400	-	16,042.1
5439000	10/19/2000	12	12	0.2732	3.28	7641	64.7652%	Fecal		CFU/100 mL	200	283.2	86400	-	16,042.1
5439000	10/20/2000	12	12	0.2732	3.28	7641	64.7652%	Fecal		CFU/100 mL	200	283.2	86400	-	16,042.1
5439000	10/26/2000	12	12	0.2732	3.28	7641	64.7652%	Fecal		CFU/100 mL	200	283.2	86400	-	16,042.1
5439000	10/27/2000	12	12	0.2732	3.28	7641	64.7652%	Fecal		CFU/100 mL	200	283.2	86400	-	16,042.1
5439000	11/3/2000	12	12	0.2732	3.28	7641	64.7652%	Fecal		CFU/100 mL	200	283.2	86400	-	16,042.1
5439000	11/4/2000	12	12	0.2732	3.28	7641	64.7652%	Fecal		CFU/100 mL	200	283.2	86400	-	16,042.1
5439000	12/11/2000	12	12	0.2732	3.28	7641	64.7652%	Fecal		CFU/100 mL	200	283.2	86400	-	16,042.1
5439000	1/14/2001	12	12	0.2732	3.28	7641	64.7652%	Fecal		CFU/100 mL	200	283.2	86400	-	16,042.1
5439000	1/20/2001	12	12	0.2732	3.28	7641	64.7652%	Fecal		CFU/100 mL	200	283.2	86400	-	16,042.1
5439000	7/6/2001	12	12	0.2732	3.28	7641	64.7652%	Fecal		CFU/100 mL	200	283.2	86400	-	16,042.1
5439000	7/7/2001	12	12	0.2732	3.28	7641	64.7652%	Fecal		CFU/100 mL	200	283.2	86400	-	16,042.1
5439000	1/2/2002	12	12	0.2732	3.28	7641	64.7652%	Fecal		CFU/100 mL	200	283.2	86400	-	16,042.1
5439000	6/23/2003	12	12	0.2732	3.28	7641	64.7652%	Fecal		CFU/100 mL	200	283.2	86400	-	16,042.1
5439000	2/1/2011	12	12	0.2732	3.28	7641	64.7652%	Fecal		CFU/100 mL	200	283.2	86400	-	16,042.1
5439000	2/12/2011	12	12	0.2732	3.28	7641	64.7652%	Fecal		CFU/100 mL	200	283.2	86400	-	16,042.1

Gage ID	Date	Discharge (CFS)	Gage Discharge (less Surrogate NPDES) (CFS)	Watershed Area Ratio	Calculated flow (CFS)	Rank	Flow Exceedance %	Parameter	Results	Units (mg or micro_gram	Limit/Standard	100mL/CF	sec/day	Actual Load (million colonies/day)	Allowable Load (million colonies/day)
5439000	2/3/2013	12	12	0.2732	3.28	7641	64.7652%	Fecal		CFU/100 mL	200	283.2	86400	-	16,042.1
5439000	2/24/2013	12	12	0.2732	3.28	7641	64.7652%	Fecal		CFU/100 mL	200	283.2	86400	-	16,042.1
5439000	1/14/2014	12	12	0.2732	3.28	7641	64.7652%	Fecal		CFU/100 mL	200	283.2	86400	-	16,042.1
5439000	11/19/2016	12	12	0.2732	3.28	7641	64.7652%	Fecal		CFU/100 mL	200	283.2	86400	-	16,042.1
5439000	7/25/2020	12	12	0.2732	3.28	7641	64.7652%	Fecal		CFU/100 mL	200	283.2	86400	-	16,042.1
5439000	1/15/2021	12	12	0.2732	3.28	7641	64.7652%	Fecal		CFU/100 mL	200	283.2	86400	-	16,042.1
5439000	10/30/2021	12	12	0.2732	3.28	7641	64.7652%	Fecal		CFU/100 mL	200	283.2	86400	-	16,042.1
5439000	5/7/2005	11.9	11.9	0.2732	3.25	7694	65.2144%	Fecal		CFU/100 mL	200	283.2	86400	-	15,908.5
5439000	9/23/2006	11.9	11.9	0.2732	3.25	7694	65.2144%	Fecal		CFU/100 mL	200	283.2	86400	-	15,908.5
5439000	10/17/2006	11.9	11.9	0.2732	3.25	7694	65.2144%	Fecal		CFU/100 mL	200	283.2	86400	-	15,908.5
5439000	10/20/2007	11.9	11.9	0.2732	3.25	7694	65.2144%	Fecal		CFU/100 mL	200	283.2	86400	-	15,908.5
5439000	10/17/2009	11.9	11.9	0.2732	3.25	7694	65.2144%	Fecal		CFU/100 mL	200	283.2	86400	-	15,908.5
5439000	12/7/2014	11.9	11.9	0.2732	3.25	7694	65.2144%	Fecal		CFU/100 mL	200	283.2	86400	-	15,908.5
5439000	12/23/2014	11.9	11.9	0.2732	3.25	7694	65.2144%	Fecal		CFU/100 mL	200	283.2	86400	-	15,908.5
5439000	8/18/2015	11.9	11.9	0.2732	3.25	7694	65.2144%	Fecal		CFU/100 mL	200	283.2	86400	-	15,908.5
5439000	9/5/2016	11.9	11.9	0.2732	3.25	7694	65.2144%	Fecal		CFU/100 mL	200	283.2	86400	-	15,908.5
5439000	8/13/2017	11.9	11.9	0.2732	3.25	7694	65.2144%	Fecal		CFU/100 mL	200	283.2	86400	-	15,908.5
5439000	2/2/2018	11.9	11.9	0.2732	3.25	7694	65.2144%	Fecal		CFU/100 mL	200	283.2	86400	-	15,908.5
5439000	11/11/2020	11.9	11.9	0.2732	3.25	7694	65.2144%	Fecal		CFU/100 mL	200	283.2	86400	-	15,908.5
5439000	7/23/1994	11.8	11.8	0.2732	3.22	7706	65.3162%	Fecal		CFU/100 mL	200	283.2	86400	-	15,774.8
5439000	10/12/2001	11.8	11.8	0.2732	3.22	7706	65.3162%	Fecal		CFU/100 mL	200	283.2	86400	-	15,774.8
5439000	11/13/2001	11.8	11.8	0.2732	3.22	7706	65.3162%	Fecal		CFU/100 mL	200	283.2	86400	-	15,774.8
5439000	1/14/2002	11.8	11.8	0.2732	3.22	7706	65.3162%	Fecal		CFU/100 mL	200	283.2	86400	-	15,774.8
5439000	5/6/2005	11.8	11.8	0.2732	3.22	7706	65.3162%	Fecal		CFU/100 mL	200	283.2	86400	-	15,774.8
5439000	7/30/2014	11.8	11.8	0.2732	3.22	7706	65.3162%	Fecal		CFU/100 mL	200	283.2	86400	-	15,774.8
5439000	11/7/2015	11.8	11.8	0.2732	3.22	7706	65.3162%	Fecal		CFU/100 mL	200	283.2	86400	-	15,774.8
5439000	1/16/2021	11.8	11.8	0.2732	3.22	7706	65.3162%	Fecal		CFU/100 mL	200	283.2	86400	-	15,774.8
5439000	3/15/2022	22	22	0.1459	3.21	7714	65.3840%	Fecal		CFU/100 mL	200	283.2	86400	-	15,711.4
5439000	5/16/1994	11.7	11.7	0.2732	3.20	7715	65.3924%	Fecal		CFU/100 mL	200	283.2	86400	-	15,641.1
5439000	1/12/2002	11.7	11.7	0.2732	3.20	7715	65.3924%	Fecal		CFU/100 mL	200	283.2	86400	-	15,641.1
5439000	12/2/2004	11.7	11.7	0.2732	3.20	7715	65.3924%	Fecal		CFU/100 mL	200	283.2	86400	-	15,641.1
5439000	7/9/2008	11.7	11.7	0.2732	3.20	7715	65.3924%	Fecal		CFU/100 mL	200	283.2	86400	-	15,641.1
5439000	12/11/2014	11.7	11.7	0.2732	3.20	7715	65.3924%	Fecal		CFU/100 mL	200	283.2	86400	-	15,641.1
5439000	8/6/2015	11.7	11.7	0.2732	3.20	7715	65.3924%	Fecal		CFU/100 mL	200	283.2	86400	-	15,641.1
5439000	2/12/2018	11.7	11.7	0.2732	3.20	7715	65.3924%	Fecal		CFU/100 mL	200	283.2	86400	-	15,641.1
5439000	4/29/2018	11.7	11.7	0.2732	3.20	7715	65.3924%	Fecal		CFU/100 mL	200	283.2	86400	-	15,641.1
5439000	7/27/2020	11.7	11.7	0.2732	3.20	7715	65.3924%	Fecal		CFU/100 mL	200	283.2	86400	-	15,641.1
5439000	1/3/2021	11.7	11.7	0.2732	3.20	7715	65.3924%	Fecal		CFU/100 mL	200	283.2	86400	-	15,641.1
5439000	9/25/1994	11.6	11.6	0.2732	3.17	7725	65.4772%	Fecal		CFU/100 mL	200	283.2	86400	-	15,507.4
5439000	10/14/2007	11.6	11.6	0.2732	3.17	7725	65.4772%	Fecal		CFU/100 mL	200	283.2	86400	-	15,507.4
5439000	9/6/2018	11.6	11.6	0.2732	3.17	7725	65.4772%	Fecal		CFU/100 mL	200	283.2	86400	-	15,507.4
5439000	2/13/2022	11.6	11.6	0.2732	3.17	7725	65.4772%	Fecal		CFU/100 mL	200	283.2	86400	-	15,507.4
5439000	3/13/2022	21.7	21.7	0.1459	3.17	7729	65.5111%	Fecal		CFU/100 mL	200	283.2	86400	-	15,497.2
5439000	7/10/2002	11.5	11.5	0.2732	3.14	7730	65.5196%	Fecal		CFU/100 mL	200	283.2	86400	-	15,373.7
5439000	6/29/2003	11.5	11.5	0.2732	3.14	7730	65.5196%	Fecal		CFU/100 mL	200	283.2	86400	-	15,373.7
5439000	7/18/2004	11.5	11.5	0.2732	3.14	7730	65.5196%	Fecal		CFU/100 mL	200	283.2	86400	-	15,373.7
5439000	5/5/2005	11.5	11.5	0.2732	3.14	7730	65.5196%	Fecal		CFU/100 mL	200	283.2	86400	-	15,373.7
5439000	5/9/2005	11.5	11.5	0.2732	3.14	7730	65.5196%	Fecal		CFU/100 mL	200	283.2	86400	-	15,373.7
5439000	5/31/2005	11.5	11.5	0.2732	3.14	7730	65.5196%	Fecal		CFU/100 mL	200	283.2	86400	-	15,373.7
5439000	3/21/2006	11.5	11.5	0.2732	3.14	7730	65.5196%	Fecal		CFU/100 mL	200	283.2	86400	-	15,373.7
5439000	8/20/2010	11.5	11.5	0.2732	3.14	7730	65.5196%	Fecal		CFU/100 mL	200	283.2	86400	-	15,373.7
5439000	8/13/2011	11.5	11.5	0.2732	3.14	7730	65.5196%	Fecal		CFU/100 mL	200	283.2	86400	-	15,373.7
5439000	8/1/2016	11.5	11.5	0.2732	3.14	7730	65.5196%	Fecal		CFU/100 mL	200	283.2	86400	-	15,373.7
5439000	8/25/2016	11.5	11.5	0.2732	3.14	7730	65.5196%	Fecal		CFU/100 mL	200	283.2	86400	-	15,373.7
5439000	12/27/2017	11.5	11.5	0.2732	3.14	7730	65.5196%	Fecal		CFU/100 mL	200	283.2	86400	-	15,373.7
5439000	10/29/2018	11.5	11.5	0.2732	3.14	7730	65.5196%	Fecal		CFU/100 mL	200	283.2	86400	-	15,373.7
5439000	11/21/2018	11.5	11.5	0.2732	3.14	7730	65.5196%	Fecal		CFU/100 mL	200	283.2	86400	-	15,373.7
5439000	6/28/2003	11.4	11.4	0.2732	3.11	7744	65.6382%	Fecal		CFU/100 mL	200	283.2	86400	-	15,240.0
5439000	1/4/2005	11.4	11.4	0.2732	3.11	7744	65.6382%	Fecal		CFU/100 mL	200	283.2	86400	-	15,240.0
5439000	8/23/2013	11.4	11.4	0.2732	3.11	7744	65.6382%	Fecal		CFU/100 mL	200	283.2	86400	-	15,240.0
5439000	12/24/2014	11.4	11.4	0.2732	3.11	7744	65.6382%	Fecal		CFU/100 mL	200	283.2	86400	-	15,240.0
5439000	10/28/2018	11.4	11.4	0.2732	3.11	7744	65.6382%	Fecal		CFU/100 mL	200	283.2	86400	-	15,240.0
5439000	11/2/2018	11.4	11.4	0.2732	3.11	7744	65.6382%	Fecal		CFU/100 mL	200	283.2	86400	-	15,240.0
5439000	11/12/2001	11.3	11.3	0.2732	3.09	7750	65.6891%	Fecal		CFU/100 mL	200	283.2	86400	-	15,106.4
5439000	7/22/2004	11.3	11.3	0.2732	3.09	7750	65.6891%	Fecal		CFU/100 mL	200	283.2	86400	-	15,106.4
5439000	5/8/2005	11.3	11.3	0.2732	3.09	7750	65.6891%	Fecal		CFU/100 mL	200	283.2	86400	-	15,106.4
5439000	7/11/2006	11.3	11.3	0.2732	3.09	7750	65.6891%	Fecal		CFU/100 mL	200	283.2	86400	-	15,106.4
5439000	10/5/2007	11.3	11.3	0.2732	3.09	7750	65.6891%	Fecal		CFU/100 mL	200	283.2	86400	-	15,106.4
5439000	8/1/2011	11.3	11.3	0.2732	3.09	7750	65.6891%	Fecal		CFU/100 mL	200	283.2	86400	-	15,106.4
5439000	10/24/2011	11.3	11.3	0.2732	3.09	7750	65.6891%	Fecal		CFU/100 mL	200	283.2	86400	-	15,106.4
5439000	12/25/2014	11.3	11.3	0.2732	3.09	7750	65.6891%	Fecal		CFU/100 mL	200	283.2	86400	-	15,106.4
5439000	2/8/2018	11.3	11.3	0.2732	3.09	7750	65.6891%	Fecal		CFU/100 mL	200	283.2	86400	-	15,106.4
5439000	2/9/2018	11.3	11.3	0.2732	3.09	7750	65.6891%	Fecal		CFU/100 mL	200	283.2	86400	-	15,106.4
5439000	2/10/2018	11.3	11.3	0.2732	3.09	7750	65.6891%	Fecal		CFU/100 mL	200	283.2	86400	-	15,106.4
5439000	2/11/2018	11.3	11.3	0.2732	3.09	7750	65.6891%	Fecal		CFU/100 mL	200	283.2	86400	-	15,106.4
5439000	10/27/2018	11.3	11.3	0.2732	3.09	7750	65.6891%	Fecal		CFU/100 mL	200	283.2	86400	-	15,106.4
5439000	10/25/2020	11.3	11.3	0.2732	3.09	7750	65.6891%	Fecal		CFU/100 mL	200	283.2	86400	-	15,106.4
5439000	6/22/1994	11.2	11.2	0.2732	3.06	7764	65.8078%	Fecal		CFU/100 mL	200	283.2	86400	-	14,972.7
5439000	11/17/2001	11.2	11.2	0.2732	3.06	7764	65.8078%	Fecal		CFU/100 mL	200	283.2	86400	-	14,972.7
5439000	1/23/2002	11.2	11.2	0.2732	3.06	7764	65.8078%	Fecal		CFU/100 mL	200	283.2	86400	-	14,972.7
5439000	2/9/2002	11.2	11.2	0.2732	3.06	7764	65.8078%	Fecal		CFU/100 mL	200	283.2	86400	-	14,972.7
5439000	7/5/2003	11.2	11.2	0.2732	3.06	7764	65.8078%	Fecal		CFU/100 mL	200	283.2	86400	-	14,972.7
5439000	10/6/2007	11.2	11.2	0.2732	3.06	7764	65.8078%	Fecal		CFU/100 mL	200	283.2	86400	-	14,972.7
5439000	10/19/2009	11.2	11.2	0.2732	3.06	7764	65.8078%	Fecal		CFU/100 mL	200	283.2	86400	-	14,972.7
5439000	10/20/2009	11.2	11.2	0.2732	3.06	7764	65.8078%	Fecal		CFU/100 mL	200	283.2	86400	-	14,972.7
5439000	7/20/2011	11.2	11.2	0.2732	3.06	7764	65.8078%	Fecal		CFU/100 mL	200	283.2	86400	-	14,972.7
5439000	10/2/2011	11.2	11.2	0.2732	3.06	7764	65.8078%	Fecal		CFU/100 mL	200	283.2	86400	-	14,972.7
5439000	9/4/2018	11.2	11.2	0.2732	3.06	7764	65.8078%	Fecal		CFU/100 mL	200	283.2	86400	-	14,972.7
5439000	10/26/2018	11.2	11.2	0.2732	3.06	7764	65.8078%	Fecal		CFU/100 mL	200	283.2	86400	-	14,972.7
5439000	8/13/2019	11.2	11.2	0.2732	3.06	7764	65.8078%	Fecal		CFU/100 mL	200	283.2	86400	-	14,972.7
5439000	5/25/1994	11.1	11.1	0.2732	3.03	7777	65.9180%	Fecal		CFU/100 mL	200	283.2	86400	-	14,839.0
5439000	11/19/2001	11.1	11.1	0.2732	3.03	7777	65.9180%	Fecal		CFU/100 mL	200	283.2	86400	-	14,839.0
5439000	1/24/2002	11.1	11.1	0.2732	3.03	7777	65.9180%	Fecal		CFU/100 mL	200	283.2	86400	-	14,839.0
5439000	10/9/2007	11.1	11.1	0.2732	3.03	7777	65.9180%	Fecal		CFU/100 mL	200	283.2	86400	-	14,839.0
5439000	6/21/2012	11.1	11.1	0.2732	3.03	7777	65.9180%	Fecal		CFU/100 mL	200	283.2	86400	-	14,839.0
5439000	2/28/2013	11.1	11.1	0.2732	3.03	7777	65.9180%	Fecal		CFU/100 mL	200	283.2	86400	-	14,839.0
5439000	7/24/2013	11.1	11.1	0.2732	3.03	7777	65.9180%	Fecal		CFU/100 mL	200	283.2	86400	-	14,839.0
5439000	12/12/2014	11.1	11.1	0.2732	3.03	7777	65.9180%	Fecal		CFU/100 mL	200	283.2	86400	-	14,839.0
5439000	12/26/2014	11.1	11.1	0.2732	3.03	7777	65.9180%	Fecal		CFU/100 mL	200	283.2	86400	-	14,839.0
5439000	11/23/2018	11.1	11.1	0.2732	3.03	7777	65.9180%	Fecal		CFU/100 mL	200	283.2	86400	-	14,839.0
5439000	9/9/2019	11.1	11.1	0.2732	3.03	7777	65.9180%	Fecal	586	CFU/100 mL	200	283.2	86400	43,478	14,839.0
5439000	9/9/1990	11	11	0.2732	3.00	7788	66.0112%	Fecal		CFU/100 mL	200	283.2	86400	-	14,705.3
5439000	7/22/1991	11	11	0.2732	3.00	7788	66.0112%	Fecal		CFU/100 mL	200	283.2	86400	-	14,705.3
5439000	9/5/1991	11	11	0.2732	3.00	7788	66.0112%	Fecal		CFU/100 mL	200	283.2	86400	-	14,705.3
5439000	6/19/1992	11	11	0.2732	3.00	7788	66.0112%	Fecal		CFU/100 mL	200	283.2	86400	-	14,705.3
5439000	8/5/1992	11	11	0.2732	3.00	7788	66.0112%	Fecal		CFU/100 mL	200	283.2	86400	-	14,705.3
5439000	10/21/1992	11	11	0.2732	3.00	7788	66.0112%	Fecal		CFU/100 mL	200	283.2	86400	-	14,705.3
5439000	10/13/1994	11	11	0.2732	3.00	7788	66.0112%	Fecal		CFU/100 mL	200	283.2	86400	-	14,705.3
5439000	7/25/1995	11	11	0.2732	3.00	7788	66.0112%	Fecal		CFU/100 mL	200	283.2	86400	-	14,705.3
5439000	8/19/1995	11	11	0.2732	3.00	7788	66.0112%	Fecal		CFU/100 mL	200	283.2	86400	-	14,705.3
5439000	10/7/1995	11	11	0.2732	3.00	7788	66.0112%	Fecal		CFU/100 mL	200	283.2	86400	-	14,705.3
5439000	12/20/1995	11	11	0.2732	3.00	7788	66.0112%	Fecal		CFU/100 mL	200	283.2	86400	-	14,705.3
5439000	12/21/1995	11	11	0.2732	3.00	7788	66.0112%	Fecal		CFU/100 mL	200	283.2	86400	-	14,705.3
5439000	1/15/1996	11	11	0.2732	3.00	7788	66.0112%	Fecal		CFU/100 mL	200	283.2	86400	-	14,705.3
5439000	3/5/1996	11	11	0.2732	3.00	7788	66.0112%	Fecal		CFU/100 mL	200	283.2	86400	-	14,705.3
5439000	3/6/1996	11	11	0.2732	3.00	7788	66.0112%	Fecal		CFU/100 mL	200	283.2	86400	-	14,705.3
5439000	3/13/1996	11	11	0.2732	3.00	7788	66.0112%	Fecal		CFU/100 mL	200	283.2	86400	-	14,705.3
5439000	9/7/1996	11	11	0.2732	3.00	7788	66.0112%	Fecal		CFU/100 mL	200	283.2	86400	-	14,705.3
5439000	7/10/1997	11	11	0.2732	3.00	7788	66.0112%	Fecal		CFU/100 mL	200	283.2	86400	-	14,705.3
5439000	8/16/1997	11	11	0.2732	3.00	7788	66.0112%	Fecal		CFU/100 mL	200	283.2	86400	-	14,705.3
5439000	8/8/1998	11	11	0.2732	3.00	7788	66.0112%	Fecal		CFU/100 mL	200	283.2	86400	-	14,705.3
5439000	12/29/1998	11	11	0.2732	3.00	7788	66.0112%	Fecal		CFU/100 mL	200	283.2	86400	-	14,705.3
5439000	1/20/1999	11	11	0.2732	3.00	7788	66.0112%	Fecal		CFU/100 mL	200	283.2	86400	-	14,705.3
5439000	7/14/1999	11	11	0.2732	3.00	7788	66.0112%	Fecal		CFU/100 mL	200	283.2	86400	-	14,705.3
5439000	10/8/1999	11	11	0.2732	3.00	7788	66.0112%	Fecal		CFU/100 mL	200	283.2	86400	-	14,705.3
5439000	8/12/2000	11	11	0.2732	3.00	7788	66.0112%	Fecal		CFU/100 mL	200	283.2	86400	-	14,705.3

Gage ID	Date	Discharge (CFS)	Gage Discharge (less Surrogate NPDES) (CFS)	Watershed Area Ratio	Calculated flow (CFS)	Rank	Flow Exceedance %	Parameter	Results	Units (mg or micro_gram	Limit/Standard	100mL/CF	sec/day	Actual Load (million colonies/day)	Allowable Load (million colonies/day)
5439000	10/21/2000	11	11	0.2732	3.00	7788	66.0112%	Fecal		CFU/100 mL	200	283.2	86400	-	14,705.3
5439000	10/22/2000	11	11	0.2732	3.00	7788	66.0112%	Fecal		CFU/100 mL	200	283.2	86400	-	14,705.3
5439000	10/24/2000	11	11	0.2732	3.00	7788	66.0112%	Fecal		CFU/100 mL	200	283.2	86400	-	14,705.3
5439000	10/25/2000	11	11	0.2732	3.00	7788	66.0112%	Fecal		CFU/100 mL	200	283.2	86400	-	14,705.3
5439000	10/28/2000	11	11	0.2732	3.00	7788	66.0112%	Fecal		CFU/100 mL	200	283.2	86400	-	14,705.3
5439000	12/17/2000	11	11	0.2732	3.00	7788	66.0112%	Fecal		CFU/100 mL	200	283.2	86400	-	14,705.3
5439000	1/21/2001	11	11	0.2732	3.00	7788	66.0112%	Fecal		CFU/100 mL	200	283.2	86400	-	14,705.3
5439000	7/8/2001	11	11	0.2732	3.00	7788	66.0112%	Fecal		CFU/100 mL	200	283.2	86400	-	14,705.3
5439000	12/16/2004	11	11	0.2732	3.00	7788	66.0112%	Fecal		CFU/100 mL	200	283.2	86400	-	14,705.3
5439000	12/31/2004	11	11	0.2732	3.00	7788	66.0112%	Fecal		CFU/100 mL	200	283.2	86400	-	14,705.3
5439000	10/28/2005	11	11	0.2732	3.00	7788	66.0112%	Fecal		CFU/100 mL	200	283.2	86400	-	14,705.3
5439000	2/5/2009	11	11	0.2732	3.00	7788	66.0112%	Fecal		CFU/100 mL	200	283.2	86400	-	14,705.3
5439000	10/18/2009	11	11	0.2732	3.00	7788	66.0112%	Fecal		CFU/100 mL	200	283.2	86400	-	14,705.3
5439000	7/22/2010	11	11	0.2732	3.00	7788	66.0112%	Fecal		CFU/100 mL	200	283.2	86400	-	14,705.3
5439000	6/7/2014	11	11	0.2732	3.00	7788	66.0112%	Fecal		CFU/100 mL	200	283.2	86400	-	14,705.3
5439000	7/9/2017	11	11	0.2732	3.00	7788	66.0112%	Fecal		CFU/100 mL	200	283.2	86400	-	14,705.3
5439000	10/3/2018	11	11	0.2732	3.00	7788	66.0112%	Fecal		CFU/100 mL	200	283.2	86400	-	14,705.3
5439000	7/28/2019	11	11	0.2732	3.00	7788	66.0112%	Fecal		CFU/100 mL	200	283.2	86400	-	14,705.3
5439000	12/23/2020	11	11	0.2732	3.00	7788	66.0112%	Fecal		CFU/100 mL	200	283.2	86400	-	14,705.3
5439000	3/19/2003	10.9	10.9	0.2732	2.98	7832	66.3841%	Fecal		CFU/100 mL	200	283.2	86400	-	14,571.6
5439000	5/10/2005	10.9	10.9	0.2732	2.98	7832	66.3841%	Fecal		CFU/100 mL	200	283.2	86400	-	14,571.6
5439000	1/30/2007	10.9	10.9	0.2732	2.98	7832	66.3841%	Fecal		CFU/100 mL	200	283.2	86400	-	14,571.6
5439000	2/6/2007	10.9	10.9	0.2732	2.98	7832	66.3841%	Fecal		CFU/100 mL	200	283.2	86400	-	14,571.6
5439000	2/8/2007	10.9	10.9	0.2732	2.98	7832	66.3841%	Fecal		CFU/100 mL	200	283.2	86400	-	14,571.6
5439000	2/10/2007	10.9	10.9	0.2732	2.98	7832	66.3841%	Fecal		CFU/100 mL	200	283.2	86400	-	14,571.6
5439000	2/11/2007	10.9	10.9	0.2732	2.98	7832	66.3841%	Fecal		CFU/100 mL	200	283.2	86400	-	14,571.6
5439000	2/18/2007	10.9	10.9	0.2732	2.98	7832	66.3841%	Fecal		CFU/100 mL	200	283.2	86400	-	14,571.6
5439000	2/19/2007	10.9	10.9	0.2732	2.98	7832	66.3841%	Fecal		CFU/100 mL	200	283.2	86400	-	14,571.6
5439000	2/21/2007	10.9	10.9	0.2732	2.98	7832	66.3841%	Fecal		CFU/100 mL	200	283.2	86400	-	14,571.6
5439000	2/22/2007	10.9	10.9	0.2732	2.98	7832	66.3841%	Fecal		CFU/100 mL	200	283.2	86400	-	14,571.6
5439000	2/23/2007	10.9	10.9	0.2732	2.98	7832	66.3841%	Fecal		CFU/100 mL	200	283.2	86400	-	14,571.6
5439000	10/8/2007	10.9	10.9	0.2732	2.98	7832	66.3841%	Fecal		CFU/100 mL	200	283.2	86400	-	14,571.6
5439000	9/7/2009	10.9	10.9	0.2732	2.98	7832	66.3841%	Fecal		CFU/100 mL	200	283.2	86400	-	14,571.6
5439000	9/14/2014	10.9	10.9	0.2732	2.98	7832	66.3841%	Fecal		CFU/100 mL	200	283.2	86400	-	14,571.6
5439000	10/29/2014	10.9	10.9	0.2732	2.98	7832	66.3841%	Fecal		CFU/100 mL	200	283.2	86400	-	14,571.6
5439000	12/29/2017	10.9	10.9	0.2732	2.98	7832	66.3841%	Fecal		CFU/100 mL	200	283.2	86400	-	14,571.6
5439000	10/30/2018	10.9	10.9	0.2732	2.98	7832	66.3841%	Fecal		CFU/100 mL	200	283.2	86400	-	14,571.6
5439000	7/26/2020	10.9	10.9	0.2732	2.98	7832	66.3841%	Fecal		CFU/100 mL	200	283.2	86400	-	14,571.6
5439000	1/17/2021	10.9	10.9	0.2732	2.98	7832	66.3841%	Fecal		CFU/100 mL	200	283.2	86400	-	14,571.6
5439000	10/18/2001	10.8	10.8	0.2732	2.95	7852	66.5537%	Fecal		CFU/100 mL	200	283.2	86400	-	14,437.9
5439000	1/15/2002	10.8	10.8	0.2732	2.95	7852	66.5537%	Fecal		CFU/100 mL	200	283.2	86400	-	14,437.9
5439000	7/11/2002	10.8	10.8	0.2732	2.95	7852	66.5537%	Fecal		CFU/100 mL	200	283.2	86400	-	14,437.9
5439000	6/24/2003	10.8	10.8	0.2732	2.95	7852	66.5537%	Fecal		CFU/100 mL	200	283.2	86400	-	14,437.9
5439000	6/1/2005	10.8	10.8	0.2732	2.95	7852	66.5537%	Fecal		CFU/100 mL	200	283.2	86400	-	14,437.9
5439000	7/30/2009	10.8	10.8	0.2732	2.95	7852	66.5537%	Fecal		CFU/100 mL	200	283.2	86400	-	14,437.9
5439000	12/27/2014	10.8	10.8	0.2732	2.95	7852	66.5537%	Fecal		CFU/100 mL	200	283.2	86400	-	14,437.9
5439000	11/13/2015	10.8	10.8	0.2732	2.95	7852	66.5537%	Fecal		CFU/100 mL	200	283.2	86400	-	14,437.9
5439000	8/1/1994	10.7	10.7	0.2732	2.92	7860	66.6215%	Fecal		CFU/100 mL	200	283.2	86400	-	14,304.2
5439000	8/26/1994	10.7	10.7	0.2732	2.92	7860	66.6215%	Fecal		CFU/100 mL	200	283.2	86400	-	14,304.2
5439000	6/25/2003	10.7	10.7	0.2732	2.92	7860	66.6215%	Fecal		CFU/100 mL	200	283.2	86400	-	14,304.2
5439000	6/27/2003	10.7	10.7	0.2732	2.92	7860	66.6215%	Fecal		CFU/100 mL	200	283.2	86400	-	14,304.2
5439000	12/19/2003	10.7	10.7	0.2732	2.92	7860	66.6215%	Fecal		CFU/100 mL	200	283.2	86400	-	14,304.2
5439000	10/30/2004	10.7	10.7	0.2732	2.92	7860	66.6215%	Fecal		CFU/100 mL	200	283.2	86400	-	14,304.2
5439000	10/7/2007	10.7	10.7	0.2732	2.92	7860	66.6215%	Fecal		CFU/100 mL	200	283.2	86400	-	14,304.2
5439000	7/6/2008	10.7	10.7	0.2732	2.92	7860	66.6215%	Fecal		CFU/100 mL	200	283.2	86400	-	14,304.2
5439000	2/27/2013	10.7	10.7	0.2732	2.92	7860	66.6215%	Fecal		CFU/100 mL	200	283.2	86400	-	14,304.2
5439000	10/25/2018	10.7	10.7	0.2732	2.92	7860	66.6215%	Fecal		CFU/100 mL	200	283.2	86400	-	14,304.2
5439000	11/22/2018	10.7	10.7	0.2732	2.92	7860	66.6215%	Fecal		CFU/100 mL	200	283.2	86400	-	14,304.2
5439000	12/5/2020	10.7	10.7	0.2732	2.92	7860	66.6215%	Fecal		CFU/100 mL	200	283.2	86400	-	14,304.2
5439000	8/17/1994	10.6	10.6	0.2732	2.90	7872	66.7232%	Fecal		CFU/100 mL	200	283.2	86400	-	14,170.6
5439000	8/18/1994	10.6	10.6	0.2732	2.90	7872	66.7232%	Fecal		CFU/100 mL	200	283.2	86400	-	14,170.6
5439000	11/18/2001	10.6	10.6	0.2732	2.90	7872	66.7232%	Fecal		CFU/100 mL	200	283.2	86400	-	14,170.6
5439000	3/12/2003	10.6	10.6	0.2732	2.90	7872	66.7232%	Fecal		CFU/100 mL	200	283.2	86400	-	14,170.6
5439000	6/7/2005	10.6	10.6	0.2732	2.90	7872	66.7232%	Fecal		CFU/100 mL	200	283.2	86400	-	14,170.6
5439000	3/31/2006	10.6	10.6	0.2732	2.90	7872	66.7232%	Fecal		CFU/100 mL	200	283.2	86400	-	14,170.6
5439000	8/21/2010	10.6	10.6	0.2732	2.90	7872	66.7232%	Fecal		CFU/100 mL	200	283.2	86400	-	14,170.6
5439000	8/10/2014	10.6	10.6	0.2732	2.90	7872	66.7232%	Fecal		CFU/100 mL	200	283.2	86400	-	14,170.6
5439000	12/28/2014	10.6	10.6	0.2732	2.90	7872	66.7232%	Fecal		CFU/100 mL	200	283.2	86400	-	14,170.6
5439000	9/11/2015	10.6	10.6	0.2732	2.90	7872	66.7232%	Fecal		CFU/100 mL	200	283.2	86400	-	14,170.6
5439000	9/1/2018	10.6	10.6	0.2732	2.90	7872	66.7232%	Fecal		CFU/100 mL	200	283.2	86400	-	14,170.6
5439000	3/12/2022	19.7	19.7	0.1459	2.87	7883	66.8164%	Fecal		CFU/100 mL	200	283.2	86400	-	14,068.9
5439000	10/5/2001	10.5	10.5	0.2732	2.87	7884	66.8249%	Fecal		CFU/100 mL	200	283.2	86400	-	14,036.9
5439000	11/20/2001	10.5	10.5	0.2732	2.87	7884	66.8249%	Fecal		CFU/100 mL	200	283.2	86400	-	14,036.9
5439000	10/12/2007	10.5	10.5	0.2732	2.87	7884	66.8249%	Fecal		CFU/100 mL	200	283.2	86400	-	14,036.9
5439000	10/9/2009	10.5	10.5	0.2732	2.87	7884	66.8249%	Fecal		CFU/100 mL	200	283.2	86400	-	14,036.9
5439000	11/5/2011	10.5	10.5	0.2732	2.87	7884	66.8249%	Fecal		CFU/100 mL	200	283.2	86400	-	14,036.9
5439000	6/22/2012	10.5	10.5	0.2732	2.87	7884	66.8249%	Fecal		CFU/100 mL	200	283.2	86400	-	14,036.9
5439000	3/9/2013	10.5	10.5	0.2732	2.87	7884	66.8249%	Fecal		CFU/100 mL	200	283.2	86400	-	14,036.9
5439000	8/24/2013	10.5	10.5	0.2732	2.87	7884	66.8249%	Fecal		CFU/100 mL	200	283.2	86400	-	14,036.9
5439000	7/17/2016	10.5	10.5	0.2732	2.87	7884	66.8249%	Fecal		CFU/100 mL	200	283.2	86400	-	14,036.9
5439000	7/31/2021	10.5	10.5	0.2732	2.87	7884	66.8249%	Fecal		CFU/100 mL	200	283.2	86400	-	14,036.9
5439000	1/31/2006	10.4	10.4	0.2732	2.84	7894	66.9096%	Fecal		CFU/100 mL	200	283.2	86400	-	13,903.2
5439000	2/5/2013	10.4	10.4	0.2732	2.84	7894	66.9096%	Fecal		CFU/100 mL	200	283.2	86400	-	13,903.2
5439000	8/31/2015	10.4	10.4	0.2732	2.84	7894	66.9096%	Fecal		CFU/100 mL	200	283.2	86400	-	13,903.2
5439000	8/14/2017	10.4	10.4	0.2732	2.84	7894	66.9096%	Fecal		CFU/100 mL	200	283.2	86400	-	13,903.2
5439000	8/19/2017	10.4	10.4	0.2732	2.84	7894	66.9096%	Fecal		CFU/100 mL	200	283.2	86400	-	13,903.2
5439000	2/5/2021	10.4	10.4	0.2732	2.84	7894	66.9096%	Fecal		CFU/100 mL	200	283.2	86400	-	13,903.2
5439000	1/25/2022	10.4	10.4	0.2732	2.84	7894	66.9096%	Fecal		CFU/100 mL	200	283.2	86400	-	13,903.2
5439000	1/26/2022	10.4	10.4	0.2732	2.84	7894	66.9096%	Fecal		CFU/100 mL	200	283.2	86400	-	13,903.2
5439000	5/17/1994	10.3	10.3	0.2732	2.81	7902	66.9775%	Fecal		CFU/100 mL	200	283.2	86400	-	13,769.5
5439000	5/26/1994	10.3	10.3	0.2732	2.81	7902	66.9775%	Fecal		CFU/100 mL	200	283.2	86400	-	13,769.5
5439000	6/8/2005	10.3	10.3	0.2732	2.81	7902	66.9775%	Fecal		CFU/100 mL	200	283.2	86400	-	13,769.5
5439000	11/28/2006	10.3	10.3	0.2732	2.81	7902	66.9775%	Fecal		CFU/100 mL	200	283.2	86400	-	13,769.5
5439000	9/8/2009	10.3	10.3	0.2732	2.81	7902	66.9775%	Fecal		CFU/100 mL	200	283.2	86400	-	13,769.5
5439000	10/14/2011	10.3	10.3	0.2732	2.81	7902	66.9775%	Fecal		CFU/100 mL	200	283.2	86400	-	13,769.5
5439000	12/29/2014	10.3	10.3	0.2732	2.81	7902	66.9775%	Fecal		CFU/100 mL	200	283.2	86400	-	13,769.5
5439000	8/7/2015	10.3	10.3	0.2732	2.81	7902	66.9775%	Fecal		CFU/100 mL	200	283.2	86400	-	13,769.5
5439000	11/20/2016	10.3	10.3	0.2732	2.81	7902	66.9775%	Fecal		CFU/100 mL	200	283.2	86400	-	13,769.5
5439000	10/1/2018	10.3	10.3	0.2732	2.81	7902	66.9775%	Fecal		CFU/100 mL	200	283.2	86400	-	13,769.5
5439000	7/30/2019	10.3	10.3	0.2732	2.81	7902	66.9775%	Fecal		CFU/100 mL	200	283.2	86400	-	13,769.5
5439000	1/24/2022	10.3	10.3	0.2732	2.81	7902	66.9775%	Fecal		CFU/100 mL	200	283.2	86400	-	13,769.5
5439000	1/25/2002	10.2	10.2	0.2732	2.79	7914	67.0792%	Fecal		CFU/100 mL	200	283.2	86400	-	13,635.8
5439000	6/2/2005	10.2	10.2	0.2732	2.79	7914	67.0792%	Fecal		CFU/100 mL	200	283.2	86400	-	13,635.8
5439000	7/8/2006	10.2	10.2	0.2732	2.79	7914	67.0792%	Fecal		CFU/100 mL	200	283.2	86400	-	13,635.8
5439000	12/4/2007	10.2	10.2	0.2732	2.79	7914	67.0792%	Fecal		CFU/100 mL	200	283.2	86400	-	13,635.8
5439000	7/31/2009	10.2	10.2	0.2732	2.79	7914	67.0792%	Fecal		CFU/100 mL	200	283.2	86400	-	13,635.8
5439000	9/17/2012	10.2	10.2	0.2732	2.79	7914	67.0792%	Fecal		CFU/100 mL	200	283.2	86400	-	13,635.8
5439000	7/31/2014	10.2	10.2	0.2732	2.79	7914	67.0792%	Fecal		CFU/100 mL	200	283.2	86400	-	13,635.8
5439000	7/16/2016	10.2	10.2	0.2732	2.79	7914	67.0792%	Fecal		CFU/100 mL	200	283.2	86400	-	13,635.8
5439000	8/21/2016	10.2	10.2	0.2732	2.79	7914	67.0792%	Fecal		CFU/100 mL	200	283.2	86400	-	13,635.8
5439000	7/25/2018	10.2	10.2	0.2732	2.79	7914	67.0792%	Fecal		CFU/100 mL	200	283.2	86400	-	13,635.8
5439000	11/3/2018	10.2	10.2	0.2732	2.79	7914	67.0792%	Fecal		CFU/100 mL	200	283.2	86400	-	13,635.8
5439000	8/6/2019	10.2	10.2	0.2732	2.79	7914	67.0792%	Fecal		CFU/100 mL	200	283.2	86400	-	13,635.8
5439000	2/26/2021	10.2	10.2	0.2732	2.79	7914	67.0792%	Fecal		CFU/100 mL	200	283.2	86400	-	13,635.8
5439000	10/12/2021	10.2	10.2	0.2732	2.79	7914	67.0792%	Fecal		CFU/100 mL	200	283.2	86400	-	13,635.8
5439000	8/23/1994	10.1	10.1	0.2732	2.76	7928	67.1978%	Fecal		CFU/100 mL	200	283.2	86400	-	13,502.1
5439000	11/23/2001	10.1	10.1	0.2732	2.76	7928	67.1978%	Fecal		CFU/100 mL	200	283.2	86400	-	13,502.1
5439000	2/2/2002	10.1	10.1	0.2732	2.76	7928	67.1978%	Fecal		CFU/100 mL	200	283.2	86400	-	13,502.1
5439000	2/8/2002	10.1	10.1	0.2732	2.76	7928	67.1978%	Fecal		CFU/100 mL	200	283.2	86400	-	13,502.1
5439000	10/10/2009	10.1	10.1	0.2732	2.76	7928	67.1978%	Fecal		CFU/100 mL	200	283.2	86400	-	13,502.1
5439000	11/7/2011	10.1	10.1	0.2732	2.76	7928	67.1978%	Fecal		CFU/100 mL	200	283.2	86400	-	13,502.1
5439000	6/6/2014	10.1	10.1	0.2732	2.76	7928	67.1978%	Fecal		CFU/100 mL	200	283.2	86400	-	13,502.1
5439000	8/7/2018	10.1	10.1	0.2732	2.76	7928	67.1978%	Fecal		CFU/100 mL	200	283.2	86400	-	13,502.1
5439000	2/12/2022	10.1	10.1	0.2732	2.76	7928	67.1978%	Fecal		CFU/100 mL	200	283.2	86400	-	13,502.1
5439000	7/8/1991	10	10	0.2732	2.73	7937	67.2741%	Fecal		CFU/100 mL	200	283.2	86400	-	13,368.5
5439000	7/12/1992	10	10	0.2732	2.73	7937	67.2741%	Fecal		CFU/100 mL	200	283.2	86400	-	13,368.5

Gage ID	Date	Discharge (CFS)	Gage Discharge (less Surrogate NPDES) (CFS)	Watershed Area Ratio	Calculated flow (CFS)	Rank	Flow Exceedance %	Parameter	Results	Units (mg or micro_gram	Limit/Standard	100mL/CF	sec/day	Actual Load (million colonies/day)	Allowable Load (million colonies/day)
5439000	7/15/1992	10	10	0.2732	2.73	7937	67.2741%	Fecal		CFU/100 mL	200	283.2	86400	-	13,368.5
5439000	10/22/1992	10	10	0.2732	2.73	7937	67.2741%	Fecal		CFU/100 mL	200	283.2	86400	-	13,368.5
5439000	7/27/1995	10	10	0.2732	2.73	7937	67.2741%	Fecal		CFU/100 mL	200	283.2	86400	-	13,368.5
5439000	12/22/1995	10	10	0.2732	2.73	7937	67.2741%	Fecal		CFU/100 mL	200	283.2	86400	-	13,368.5
5439000	1/12/1996	10	10	0.2732	2.73	7937	67.2741%	Fecal		CFU/100 mL	200	283.2	86400	-	13,368.5
5439000	1/13/1996	10	10	0.2732	2.73	7937	67.2741%	Fecal		CFU/100 mL	200	283.2	86400	-	13,368.5
5439000	3/7/1996	10	10	0.2732	2.73	7937	67.2741%	Fecal		CFU/100 mL	200	283.2	86400	-	13,368.5
5439000	10/6/1998	10	10	0.2732	2.73	7937	67.2741%	Fecal		CFU/100 mL	200	283.2	86400	-	13,368.5
5439000	12/30/1998	10	10	0.2732	2.73	7937	67.2741%	Fecal		CFU/100 mL	200	283.2	86400	-	13,368.5
5439000	12/7/1999	10	10	0.2732	2.73	7937	67.2741%	Fecal		CFU/100 mL	200	283.2	86400	-	13,368.5
5439000	7/28/2000	10	10	0.2732	2.73	7937	67.2741%	Fecal		CFU/100 mL	200	283.2	86400	-	13,368.5
5439000	8/13/2000	10	10	0.2732	2.73	7937	67.2741%	Fecal		CFU/100 mL	200	283.2	86400	-	13,368.5
5439000	8/18/2000	10	10	0.2732	2.73	7937	67.2741%	Fecal		CFU/100 mL	200	283.2	86400	-	13,368.5
5439000	9/27/2000	10	10	0.2732	2.73	7937	67.2741%	Fecal		CFU/100 mL	200	283.2	86400	-	13,368.5
5439000	10/23/2000	10	10	0.2732	2.73	7937	67.2741%	Fecal		CFU/100 mL	200	283.2	86400	-	13,368.5
5439000	11/2/2000	10	10	0.2732	2.73	7937	67.2741%	Fecal		CFU/100 mL	200	283.2	86400	-	13,368.5
5439000	12/12/2000	10	10	0.2732	2.73	7937	67.2741%	Fecal		CFU/100 mL	200	283.2	86400	-	13,368.5
5439000	12/16/2000	10	10	0.2732	2.73	7937	67.2741%	Fecal		CFU/100 mL	200	283.2	86400	-	13,368.5
5439000	1/11/2001	10	10	0.2732	2.73	7937	67.2741%	Fecal		CFU/100 mL	200	283.2	86400	-	13,368.5
5439000	1/12/2001	10	10	0.2732	2.73	7937	67.2741%	Fecal		CFU/100 mL	200	283.2	86400	-	13,368.5
5439000	1/13/2001	10	10	0.2732	2.73	7937	67.2741%	Fecal		CFU/100 mL	200	283.2	86400	-	13,368.5
5439000	7/9/2001	10	10	0.2732	2.73	7937	67.2741%	Fecal		CFU/100 mL	200	283.2	86400	-	13,368.5
5439000	12/17/2004	10	10	0.2732	2.73	7937	67.2741%	Fecal		CFU/100 mL	200	283.2	86400	-	13,368.5
5439000	6/3/2005	10	10	0.2732	2.73	7937	67.2741%	Fecal		CFU/100 mL	200	283.2	86400	-	13,368.5
5439000	3/22/2006	10	10	0.2732	2.73	7937	67.2741%	Fecal		CFU/100 mL	200	283.2	86400	-	13,368.5
5439000	10/13/2007	10	10	0.2732	2.73	7937	67.2741%	Fecal		CFU/100 mL	200	283.2	86400	-	13,368.5
5439000	2/2/2011	10	10	0.2732	2.73	7937	67.2741%	Fecal		CFU/100 mL	200	283.2	86400	-	13,368.5
5439000	2/11/2011	10	10	0.2732	2.73	7937	67.2741%	Fecal		CFU/100 mL	200	283.2	86400	-	13,368.5
5439000	8/14/2011	10	10	0.2732	2.73	7937	67.2741%	Fecal		CFU/100 mL	200	283.2	86400	-	13,368.5
5439000	8/27/2011	10	10	0.2732	2.73	7937	67.2741%	Fecal		CFU/100 mL	200	283.2	86400	-	13,368.5
5439000	11/6/2011	10	10	0.2732	2.73	7937	67.2741%	Fecal		CFU/100 mL	200	283.2	86400	-	13,368.5
5439000	11/24/2020	10	10	0.2732	2.73	7937	67.2741%	Fecal		CFU/100 mL	200	283.2	86400	-	13,368.5
5439000	12/12/2021	10	10	0.2732	2.73	7937	67.2741%	Fecal		CFU/100 mL	200	283.2	86400	-	13,368.5
5439000	3/28/2006	9.99	9.99	0.2732	2.73	7972	67.5708%	Fecal		CFU/100 mL	200	283.2	86400	-	13,355.1
5439000	10/10/2007	9.99	9.99	0.2732	2.73	7972	67.5708%	Fecal		CFU/100 mL	200	283.2	86400	-	13,355.1
5439000	8/4/2011	9.99	9.99	0.2732	2.73	7972	67.5708%	Fecal		CFU/100 mL	200	283.2	86400	-	13,355.1
5439000	8/11/2011	9.98	9.98	0.2732	2.73	7975	67.5962%	Fecal		CFU/100 mL	200	283.2	86400	-	13,341.7
5439000	1/12/2014	9.98	9.98	0.2732	2.73	7975	67.5962%	Fecal		CFU/100 mL	200	283.2	86400	-	13,341.7
5439000	8/10/2020	9.98	9.98	0.2732	2.73	7975	67.5962%	Fecal		CFU/100 mL	200	283.2	86400	-	13,341.7
5439000	10/23/2012	9.97	9.97	0.2732	2.72	7978	67.6216%	Fecal		CFU/100 mL	200	283.2	86400	-	13,328.4
5439000	12/30/2014	9.96	9.96	0.2732	2.72	7979	67.6301%	Fecal		CFU/100 mL	200	283.2	86400	-	13,315.0
5439000	11/21/2001	9.95	9.95	0.2732	2.72	7980	67.6386%	Fecal		CFU/100 mL	200	283.2	86400	-	13,301.6
5439000	10/11/2007	9.95	9.95	0.2732	2.72	7980	67.6386%	Fecal		CFU/100 mL	200	283.2	86400	-	13,301.6
5439000	6/9/2005	9.92	9.92	0.2732	2.71	7982	67.6555%	Fecal		CFU/100 mL	200	283.2	86400	-	13,261.5
5439000	12/6/2020	9.91	9.91	0.2732	2.71	7983	67.6640%	Fecal		CFU/100 mL	200	283.2	86400	-	13,248.1
5439000	7/6/1992	9.9	9.9	0.2732	2.70	7984	67.6725%	Fecal		CFU/100 mL	200	283.2	86400	-	13,234.8
5439000	7/11/1997	9.9	9.9	0.2732	2.70	7984	67.6725%	Fecal		CFU/100 mL	200	283.2	86400	-	13,234.8
5439000	12/31/1998	9.9	9.9	0.2732	2.70	7984	67.6725%	Fecal		CFU/100 mL	200	283.2	86400	-	13,234.8
5439000	10/29/2000	9.9	9.9	0.2732	2.70	7984	67.6725%	Fecal		CFU/100 mL	200	283.2	86400	-	13,234.8
5439000	1/22/2001	9.9	9.9	0.2732	2.70	7984	67.6725%	Fecal		CFU/100 mL	200	283.2	86400	-	13,234.8
5439000	9/25/2001	9.9	9.9	0.2732	2.70	7984	67.6725%	Fecal		CFU/100 mL	200	283.2	86400	-	13,234.8
5439000	9/5/2012	9.9	9.9	0.2732	2.70	7984	67.6725%	Fecal		CFU/100 mL	200	283.2	86400	-	13,234.8
5439000	11/19/2004	9.87	9.87	0.2732	2.70	7991	67.7318%	Fecal		CFU/100 mL	200	283.2	86400	-	13,194.7
5439000	11/8/2015	9.87	9.87	0.2732	2.70	7991	67.7318%	Fecal		CFU/100 mL	200	283.2	86400	-	13,194.7
5439000	1/4/2021	9.87	9.87	0.2732	2.70	7991	67.7318%	Fecal		CFU/100 mL	200	283.2	86400	-	13,194.7
5439000	1/23/2022	9.87	9.87	0.2732	2.70	7991	67.7318%	Fecal		CFU/100 mL	200	283.2	86400	-	13,194.7
5439000	10/26/2010	9.84	9.84	0.2732	2.69	7995	67.7657%	Fecal		CFU/100 mL	200	283.2	86400	-	13,154.6
5439000	11/25/2016	9.84	9.84	0.2732	2.69	7995	67.7657%	Fecal		CFU/100 mL	200	283.2	86400	-	13,154.6
5439000	8/15/2017	9.82	9.82	0.2732	2.68	7997	67.7827%	Fecal		CFU/100 mL	200	283.2	86400	-	13,127.8
5439000	10/13/1992	9.8	9.8	0.2732	2.68	7998	67.7912%	Fecal		CFU/100 mL	200	283.2	86400	-	13,101.1
5439000	10/18/1992	9.8	9.8	0.2732	2.68	7998	67.7912%	Fecal		CFU/100 mL	200	283.2	86400	-	13,101.1
5439000	10/14/1994	9.8	9.8	0.2732	2.68	7998	67.7912%	Fecal		CFU/100 mL	200	283.2	86400	-	13,101.1
5439000	10/15/1994	9.8	9.8	0.2732	2.68	7998	67.7912%	Fecal		CFU/100 mL	200	283.2	86400	-	13,101.1
5439000	1/11/1996	9.8	9.8	0.2732	2.68	7998	67.7912%	Fecal		CFU/100 mL	200	283.2	86400	-	13,101.1
5439000	1/14/1996	9.8	9.8	0.2732	2.68	7998	67.7912%	Fecal		CFU/100 mL	200	283.2	86400	-	13,101.1
5439000	7/29/2000	9.8	9.8	0.2732	2.68	7998	67.7912%	Fecal		CFU/100 mL	200	283.2	86400	-	13,101.1
5439000	7/30/2000	9.8	9.8	0.2732	2.68	7998	67.7912%	Fecal		CFU/100 mL	200	283.2	86400	-	13,101.1
5439000	12/15/2000	9.8	9.8	0.2732	2.68	7998	67.7912%	Fecal		CFU/100 mL	200	283.2	86400	-	13,101.1
5439000	7/19/2004	9.8	9.8	0.2732	2.68	7998	67.7912%	Fecal		CFU/100 mL	200	283.2	86400	-	13,101.1
5439000	8/7/2011	9.76	9.76	0.2732	2.67	8008	67.8759%	Fecal		CFU/100 mL	200	283.2	86400	-	13,047.6
5439000	10/5/2014	9.76	9.76	0.2732	2.67	8008	67.8759%	Fecal		CFU/100 mL	200	283.2	86400	-	13,047.6
5439000	4/4/2003	9.75	9.75	0.2732	2.66	8010	67.8929%	Fecal		CFU/100 mL	200	283.2	86400	-	13,034.2
5439000	10/3/2011	9.73	9.73	0.2732	2.66	8011	67.9013%	Fecal		CFU/100 mL	200	283.2	86400	-	13,007.5
5439000	7/26/2013	9.73	9.73	0.2732	2.66	8011	67.9013%	Fecal		CFU/100 mL	200	283.2	86400	-	13,007.5
5439000	12/14/2014	9.73	9.73	0.2732	2.66	8011	67.9013%	Fecal		CFU/100 mL	200	283.2	86400	-	13,007.5
5439000	5/21/1994	9.72	9.72	0.2732	2.66	8014	67.9268%	Fecal		CFU/100 mL	200	283.2	86400	-	12,994.1
5439000	5/18/1994	9.71	9.71	0.2732	2.65	8015	67.9352%	Fecal		CFU/100 mL	200	283.2	86400	-	12,980.8
5439000	12/5/2004	9.71	9.71	0.2732	2.65	8015	67.9352%	Fecal		CFU/100 mL	200	283.2	86400	-	12,980.8
5439000	11/5/1991	9.7	9.7	0.2732	2.65	8017	67.9522%	Fecal		CFU/100 mL	200	283.2	86400	-	12,967.4
5439000	10/5/2009	9.7	9.7	0.2732	2.65	8017	67.9522%	Fecal		CFU/100 mL	200	283.2	86400	-	12,967.4
5439000	8/30/2014	9.7	9.7	0.2732	2.65	8017	67.9522%	Fecal		CFU/100 mL	200	283.2	86400	-	12,967.4
5439000	7/21/2011	9.69	9.69	0.2732	2.65	8020	67.9776%	Fecal		CFU/100 mL	200	283.2	86400	-	12,954.0
5439000	2/25/2021	9.68	9.68	0.2732	2.64	8021	67.9861%	Fecal		CFU/100 mL	200	283.2	86400	-	12,940.7
5439000	12/3/2004	9.67	9.67	0.2732	2.64	8022	67.9946%	Fecal		CFU/100 mL	200	283.2	86400	-	12,927.3
5439000	11/13/2006	9.67	9.67	0.2732	2.64	8022	67.9946%	Fecal		CFU/100 mL	200	283.2	86400	-	12,927.3
5439000	7/8/2012	9.67	9.67	0.2732	2.64	8022	67.9946%	Fecal		CFU/100 mL	200	283.2	86400	-	12,927.3
5439000	12/31/2014	9.67	9.67	0.2732	2.64	8022	67.9946%	Fecal		CFU/100 mL	200	283.2	86400	-	12,927.3
5439000	10/27/2007	9.66	9.66	0.2732	2.64	8026	68.0285%	Fecal		CFU/100 mL	200	283.2	86400	-	12,913.9
5439000	7/24/1994	9.65	9.65	0.2732	2.64	8027	68.0370%	Fecal		CFU/100 mL	200	283.2	86400	-	12,900.6
5439000	7/8/2007	9.65	9.65	0.2732	2.64	8027	68.0370%	Fecal		CFU/100 mL	200	283.2	86400	-	12,900.6
5439000	10/21/2007	9.64	9.64	0.2732	2.63	8029	68.0539%	Fecal		CFU/100 mL	200	283.2	86400	-	12,887.2
5439000	6/23/2012	9.64	9.64	0.2732	2.63	8029	68.0539%	Fecal		CFU/100 mL	200	283.2	86400	-	12,887.2
5439000	8/25/2014	9.64	9.64	0.2732	2.63	8029	68.0539%	Fecal		CFU/100 mL	200	283.2	86400	-	12,887.2
5439000	9/24/2016	9.63	9.63	0.2732	2.63	8032	68.0793%	Fecal		CFU/100 mL	200	283.2	86400	-	12,873.8
5439000	1/26/2002	9.61	9.61	0.2732	2.63	8033	68.0878%	Fecal		CFU/100 mL	200	283.2	86400	-	12,847.1
5439000	1/22/2022	9.61	9.61	0.2732	2.63	8033	68.0878%	Fecal		CFU/100 mL	200	283.2	86400	-	12,847.1
5439000	10/19/1992	9.6	9.6	0.2732	2.62	8035	68.1048%	Fecal		CFU/100 mL	200	283.2	86400	-	12,833.7
5439000	3/14/1996	9.6	9.6	0.2732	2.62	8035	68.1048%	Fecal		CFU/100 mL	200	283.2	86400	-	12,833.7
5439000	9/10/1996	9.6	9.6	0.2732	2.62	8035	68.1048%	Fecal		CFU/100 mL	200	283.2	86400	-	12,833.7
5439000	1/16/1999	9.6	9.6	0.2732	2.62	8035	68.1048%	Fecal		CFU/100 mL	200	283.2	86400	-	12,833.7
5439000	1/17/1999	9.6	9.6	0.2732	2.62	8035	68.1048%	Fecal		CFU/100 mL	200	283.2	86400	-	12,833.7
5439000	1/18/1999	9.6	9.6	0.2732	2.62	8035	68.1048%	Fecal		CFU/100 mL	200	283.2	86400	-	12,833.7
5439000	1/19/1999	9.6	9.6	0.2732	2.62	8035	68.1048%	Fecal		CFU/100 mL	200	283.2	86400	-	12,833.7
5439000	10/31/2000	9.6	9.6	0.2732	2.62	8035	68.1048%	Fecal		CFU/100 mL	200	283.2	86400	-	12,833.7
5439000	12/14/2000	9.6	9.6	0.2732	2.62	8035	68.1048%	Fecal		CFU/100 mL	200	283.2	86400	-	12,833.7
5439000	12/18/2000	9.6	9.6	0.2732	2.62	8035	68.1048%	Fecal		CFU/100 mL	200	283.2	86400	-	12,833.7
5439000	1/23/2001	9.6	9.6	0.2732	2.62	8035	68.1048%	Fecal		CFU/100 mL	200	283.2	86400	-	12,833.7
5439000	1/24/2001	9.6	9.6	0.2732	2.62	8035	68.1048%	Fecal		CFU/100 mL	200	283.2	86400	-	12,833.7
5439000	2/3/2002	9.6	9.6	0.2732	2.62	8035	68.1048%	Fecal		CFU/100 mL	200	283.2	86400	-	12,833.7
5439000	1/21/2002	9.58	9.58	0.2732	2.62	8048	68.2150%	Fecal		CFU/100 mL	200	283.2	86400	-	12,807.0
5439000	12/28/2003	9.58	9.58	0.2732	2.62	8048	68.2150%	Fecal		CFU/100 mL	200	283.2	86400	-	12,807.0
5439000	9/9/2009	9.58	9.58	0.2732	2.62	8048	68.2150%	Fecal		CFU/100 mL	200	283.2	86400	-	12,807.0
5439000	9/18/2006	9.57	9.57	0.2732	2.61	8051	68.2404%	Fecal		CFU/100 mL	200	283.2	86400	-	12,793.6
5439000	9/22/2015	9.56	9.56	0.2732	2.61	8052	68.2489%	Fecal		CFU/100 mL	200	283.2	86400	-	12,780.2
5439000	1/27/2022	9.56	9.56	0.2732	2.61	8052	68.2489%	Fecal		CFU/100 mL	200	283.2	86400	-	12,780.2
5439000	5/22/1994	9.52	9.52	0.2732	2.60	8054	68.2658%	Fecal		CFU/100 mL	200	283.2	86400	-	12,726.8
5439000	1/31/2002	9.52	9.52	0.2732	2.60	8054	68.2658%	Fecal		CFU/100 mL	200	283.2	86400	-	12,726.8
5439000	11/22/2001	9.51	9.51	0.2732	2.60	8056	68.2828%	Fecal		CFU/100 mL	200	283.2	86400	-	12,713.4
5439000	11/7/2020	9.51	9.51	0.2732	2.60	8056	68.2828%	Fecal		CFU/100 mL	200	283.2	86400	-	12,713.4
5439000	9/15/1991	9.5	9.5	0.2732	2.60	8058	68.2997%	Fecal		CFU/100 mL	200	283.2	86400	-	12,700.0
5439000	10/20/1992	9.5	9.5	0.2732	2.60	8058	68.2997%	Fecal		CFU/100 mL	200	283.2	86400	-	12,700.0
5439000	1/1/1996	9.5	9.5	0.2732	2.60	8058	68.2997%	Fecal		CFU/100 mL	200	283.2	86400	-	12,700.0
5439000	2/20/1996	9.5	9.5	0.2732	2.60	8058	68.2997%	Fecal		CFU/100 mL	200	283.2	86400	-	12,700.0
5439000	3/8/1996	9.5	9.5	0.2732	2.60	8058	68.2997%	Fecal		CFU/100 mL	200	283.2	86400	-	12,700.0
5439000	4/12/1996	9.5	9.5	0.2732	2.60	8058	68.2997%	Fecal		CFU/100 mL	200	283.2	86400	-	12,700.0
5439000	1/1/1999	9.5	9.5	0.2732	2.60	8058	68.2997%	Fecal		CFU/100 mL	200	283.2	86400	-	12,700.0

Gage ID	Date	Discharge (CFS)	Gage Discharge (less Surrogate NPDES) (CFS)	Watershed Area Ratio	Calculated flow (CFS)	Rank	Flow Exceedance %	Parameter	Results	Units (mg or micro_gram	Limit/Standard	100mL/CF	sec/day	Actual Load (million colonies/day)	Allowable Load (million colonies/day)
5439000	1/8/1999	9.5	9.5	0.2732	2.60	8058	68.2997%	Fecal		CFU/100 mL	200	283.2	86400	-	12,700.0
5439000	1/9/1999	9.5	9.5	0.2732	2.60	8058	68.2997%	Fecal		CFU/100 mL	200	283.2	86400	-	12,700.0
5439000	1/10/1999	9.5	9.5	0.2732	2.60	8058	68.2997%	Fecal		CFU/100 mL	200	283.2	86400	-	12,700.0
5439000	1/11/1999	9.5	9.5	0.2732	2.60	8058	68.2997%	Fecal		CFU/100 mL	200	283.2	86400	-	12,700.0
5439000	1/12/1999	9.5	9.5	0.2732	2.60	8058	68.2997%	Fecal		CFU/100 mL	200	283.2	86400	-	12,700.0
5439000	1/13/1999	9.5	9.5	0.2732	2.60	8058	68.2997%	Fecal		CFU/100 mL	200	283.2	86400	-	12,700.0
5439000	1/14/1999	9.5	9.5	0.2732	2.60	8058	68.2997%	Fecal		CFU/100 mL	200	283.2	86400	-	12,700.0
5439000	1/15/1999	9.5	9.5	0.2732	2.60	8058	68.2997%	Fecal		CFU/100 mL	200	283.2	86400	-	12,700.0
5439000	7/15/1999	9.5	9.5	0.2732	2.60	8058	68.2997%	Fecal		CFU/100 mL	200	283.2	86400	-	12,700.0
5439000	7/17/1999	9.5	9.5	0.2732	2.60	8058	68.2997%	Fecal		CFU/100 mL	200	283.2	86400	-	12,700.0
5439000	10/30/2000	9.5	9.5	0.2732	2.60	8058	68.2997%	Fecal		CFU/100 mL	200	283.2	86400	-	12,700.0
5439000	12/13/2000	9.5	9.5	0.2732	2.60	8058	68.2997%	Fecal		CFU/100 mL	200	283.2	86400	-	12,700.0
5439000	1/8/2001	9.5	9.5	0.2732	2.60	8058	68.2997%	Fecal		CFU/100 mL	200	283.2	86400	-	12,700.0
5439000	2/6/2011	9.5	9.5	0.2732	2.60	8058	68.2997%	Fecal		CFU/100 mL	200	283.2	86400	-	12,700.0
5439000	11/12/2006	9.49	9.49	0.2732	2.59	8079	68.4777%	Fecal		CFU/100 mL	200	283.2	86400	-	12,686.7
5439000	8/22/2010	9.49	9.49	0.2732	2.59	8079	68.4777%	Fecal		CFU/100 mL	200	283.2	86400	-	12,686.7
5439000	1/22/2002	9.48	9.48	0.2732	2.59	8081	68.4947%	Fecal		CFU/100 mL	200	283.2	86400	-	12,673.3
5439000	5/20/1994	9.47	9.47	0.2732	2.59	8082	68.5031%	Fecal		CFU/100 mL	200	283.2	86400	-	12,659.9
5439000	8/1/2008	9.47	9.47	0.2732	2.59	8082	68.5031%	Fecal		CFU/100 mL	200	283.2	86400	-	12,659.9
5439000	8/13/2014	9.47	9.47	0.2732	2.59	8082	68.5031%	Fecal		CFU/100 mL	200	283.2	86400	-	12,659.9
5439000	10/30/2006	9.46	9.46	0.2732	2.58	8085	68.5286%	Fecal		CFU/100 mL	200	283.2	86400	-	12,646.6
5439000	8/23/2009	9.46	9.46	0.2732	2.58	8085	68.5286%	Fecal		CFU/100 mL	200	283.2	86400	-	12,646.6
5439000	11/6/2020	9.46	9.46	0.2732	2.58	8085	68.5286%	Fecal		CFU/100 mL	200	283.2	86400	-	12,646.6
5439000	1/1/2015	9.45	9.45	0.2732	2.58	8088	68.5540%	Fecal		CFU/100 mL	200	283.2	86400	-	12,633.2
5439000	12/30/2017	9.45	9.45	0.2732	2.58	8088	68.5540%	Fecal		CFU/100 mL	200	283.2	86400	-	12,633.2
5439000	10/31/2021	9.45	9.45	0.2732	2.58	8088	68.5540%	Fecal		CFU/100 mL	200	283.2	86400	-	12,633.2
5439000	9/10/1990	9.4	9.4	0.2732	2.57	8091	68.5794%	Fecal		CFU/100 mL	200	283.2	86400	-	12,566.3
5439000	10/14/1992	9.4	9.4	0.2732	2.57	8091	68.5794%	Fecal		CFU/100 mL	200	283.2	86400	-	12,566.3
5439000	10/16/1994	9.4	9.4	0.2732	2.57	8091	68.5794%	Fecal		CFU/100 mL	200	283.2	86400	-	12,566.3
5439000	12/31/1995	9.4	9.4	0.2732	2.57	8091	68.5794%	Fecal		CFU/100 mL	200	283.2	86400	-	12,566.3
5439000	4/13/1996	9.4	9.4	0.2732	2.57	8091	68.5794%	Fecal		CFU/100 mL	200	283.2	86400	-	12,566.3
5439000	4/14/1996	9.4	9.4	0.2732	2.57	8091	68.5794%	Fecal		CFU/100 mL	200	283.2	86400	-	12,566.3
5439000	11/1/2000	9.4	9.4	0.2732	2.57	8091	68.5794%	Fecal		CFU/100 mL	200	283.2	86400	-	12,566.3
5439000	1/7/2001	9.4	9.4	0.2732	2.57	8091	68.5794%	Fecal		CFU/100 mL	200	283.2	86400	-	12,566.3
5439000	1/13/2018	9.4	9.4	0.2732	2.57	8091	68.5794%	Fecal		CFU/100 mL	200	283.2	86400	-	12,566.3
5439000	7/25/2013	9.38	9.38	0.2732	2.56	8100	68.6557%	Fecal		CFU/100 mL	200	283.2	86400	-	12,539.6
5439000	11/8/2013	9.37	9.37	0.2732	2.56	8101	68.6642%	Fecal		CFU/100 mL	200	283.2	86400	-	12,526.2
5439000	11/21/2016	9.36	9.36	0.2732	2.56	8102	68.6727%	Fecal		CFU/100 mL	200	283.2	86400	-	12,512.9
5439000	7/20/2012	9.35	9.35	0.2732	2.55	8103	68.6811%	Fecal		CFU/100 mL	200	283.2	86400	-	12,499.5
5439000	8/1/2009	9.33	9.33	0.2732	2.55	8104	68.6896%	Fecal		CFU/100 mL	200	283.2	86400	-	12,472.8
5439000	6/20/1992	9.3	9.3	0.2732	2.54	8105	68.6981%	Fecal		CFU/100 mL	200	283.2	86400	-	12,432.7
5439000	10/24/1992	9.3	9.3	0.2732	2.54	8105	68.6981%	Fecal		CFU/100 mL	200	283.2	86400	-	12,432.7
5439000	10/24/1995	9.3	9.3	0.2732	2.54	8105	68.6981%	Fecal		CFU/100 mL	200	283.2	86400	-	12,432.7
5439000	12/23/1995	9.3	9.3	0.2732	2.54	8105	68.6981%	Fecal		CFU/100 mL	200	283.2	86400	-	12,432.7
5439000	7/26/1998	9.3	9.3	0.2732	2.54	8105	68.6981%	Fecal		CFU/100 mL	200	283.2	86400	-	12,432.7
5439000	1/9/2001	9.3	9.3	0.2732	2.54	8105	68.6981%	Fecal		CFU/100 mL	200	283.2	86400	-	12,432.7
5439000	10/11/2009	9.3	9.3	0.2732	2.54	8105	68.6981%	Fecal		CFU/100 mL	200	283.2	86400	-	12,432.7
5439000	8/10/2009	9.27	9.27	0.2732	2.53	8112	68.7574%	Fecal		CFU/100 mL	200	283.2	86400	-	12,392.6
5439000	10/14/2021	9.27	9.27	0.2732	2.53	8112	68.7574%	Fecal		CFU/100 mL	200	283.2	86400	-	12,392.6
5439000	3/1/2013	9.26	9.26	0.2732	2.53	8114	68.7744%	Fecal		CFU/100 mL	200	283.2	86400	-	12,379.2
5439000	8/11/2021	9.26	9.26	0.2732	2.53	8114	68.7744%	Fecal		CFU/100 mL	200	283.2	86400	-	12,379.2
5439000	8/2/1994	9.25	9.25	0.2732	2.53	8116	68.7913%	Fecal		CFU/100 mL	200	283.2	86400	-	12,365.8
5439000	8/7/2008	9.25	9.25	0.2732	2.53	8116	68.7913%	Fecal		CFU/100 mL	200	283.2	86400	-	12,365.8
5439000	11/5/2014	9.25	9.25	0.2732	2.53	8116	68.7913%	Fecal		CFU/100 mL	200	283.2	86400	-	12,365.8
5439000	3/14/2022	17.3	17.3	0.1459	2.52	8119	68.8167%	Fecal		CFU/100 mL	200	283.2	86400	-	12,354.9
5439000	4/5/2003	9.24	9.24	0.2732	2.52	8120	68.8252%	Fecal		CFU/100 mL	200	283.2	86400	-	12,352.5
5439000	12/13/2014	9.24	9.24	0.2732	2.52	8120	68.8252%	Fecal		CFU/100 mL	200	283.2	86400	-	12,352.5
5439000	9/7/2016	9.24	9.24	0.2732	2.52	8120	68.8252%	Fecal		CFU/100 mL	200	283.2	86400	-	12,352.5
5439000	11/27/2016	9.24	9.24	0.2732	2.52	8120	68.8252%	Fecal		CFU/100 mL	200	283.2	86400	-	12,352.5
5439000	8/2/2009	9.23	9.23	0.2732	2.52	8124	68.8591%	Fecal		CFU/100 mL	200	283.2	86400	-	12,339.1
5439000	9/1/2013	9.22	9.22	0.2732	2.52	8125	68.8676%	Fecal		CFU/100 mL	200	283.2	86400	-	12,325.7
5439000	8/3/2014	9.21	9.21	0.2732	2.52	8126	68.8761%	Fecal		CFU/100 mL	200	283.2	86400	-	12,312.3
5439000	10/7/1991	9.2	9.2	0.2732	2.51	8127	68.8846%	Fecal		CFU/100 mL	200	283.2	86400	-	12,299.0
5439000	7/13/1992	9.2	9.2	0.2732	2.51	8127	68.8846%	Fecal		CFU/100 mL	200	283.2	86400	-	12,299.0
5439000	7/29/1992	9.2	9.2	0.2732	2.51	8127	68.8846%	Fecal		CFU/100 mL	200	283.2	86400	-	12,299.0
5439000	2/21/1996	9.2	9.2	0.2732	2.51	8127	68.8846%	Fecal		CFU/100 mL	200	283.2	86400	-	12,299.0
5439000	4/4/1996	9.2	9.2	0.2732	2.51	8127	68.8846%	Fecal		CFU/100 mL	200	283.2	86400	-	12,299.0
5439000	7/19/1999	9.2	9.2	0.2732	2.51	8127	68.8846%	Fecal		CFU/100 mL	200	283.2	86400	-	12,299.0
5439000	12/31/2017	9.2	9.2	0.2732	2.51	8127	68.8846%	Fecal		CFU/100 mL	200	283.2	86400	-	12,299.0
5439000	6/10/2005	9.19	9.19	0.2732	2.51	8134	68.9439%	Fecal		CFU/100 mL	200	283.2	86400	-	12,285.6
5439000	1/27/2002	9.18	9.18	0.2732	2.51	8135	68.9524%	Fecal		CFU/100 mL	200	283.2	86400	-	12,272.2
5439000	1/29/2009	9.18	9.18	0.2732	2.51	8135	68.9524%	Fecal		CFU/100 mL	200	283.2	86400	-	12,272.2
5439000	2/3/2009	9.18	9.18	0.2732	2.51	8135	68.9524%	Fecal		CFU/100 mL	200	283.2	86400	-	12,272.2
5439000	10/6/2009	9.18	9.18	0.2732	2.51	8135	68.9524%	Fecal		CFU/100 mL	200	283.2	86400	-	12,272.2
5439000	7/17/2017	9.18	9.18	0.2732	2.51	8135	68.9524%	Fecal		CFU/100 mL	200	283.2	86400	-	12,272.2
5439000	1/2/2015	9.16	9.16	0.2732	2.50	8140	68.9947%	Fecal		CFU/100 mL	200	283.2	86400	-	12,245.5
5439000	1/1/2018	9.16	9.16	0.2732	2.50	8140	68.9947%	Fecal		CFU/100 mL	200	283.2	86400	-	12,245.5
5439000	2/3/2018	9.16	9.16	0.2732	2.50	8140	68.9947%	Fecal		CFU/100 mL	200	283.2	86400	-	12,245.5
5439000	8/14/2015	9.15	9.15	0.2732	2.50	8143	69.0202%	Fecal		CFU/100 mL	200	283.2	86400	-	12,232.1
5439000	8/20/2015	9.15	9.15	0.2732	2.50	8143	69.0202%	Fecal		CFU/100 mL	200	283.2	86400	-	12,232.1
5439000	2/7/2018	9.14	9.14	0.2732	2.50	8145	69.0371%	Fecal		CFU/100 mL	200	283.2	86400	-	12,218.8
5439000	1/28/2002	9.13	9.13	0.2732	2.49	8146	69.0456%	Fecal		CFU/100 mL	200	283.2	86400	-	12,205.4
5439000	9/4/2010	9.13	9.13	0.2732	2.49	8146	69.0456%	Fecal		CFU/100 mL	200	283.2	86400	-	12,205.4
5439000	1/21/2022	9.13	9.13	0.2732	2.49	8146	69.0456%	Fecal		CFU/100 mL	200	283.2	86400	-	12,205.4
5439000	12/4/2004	9.11	9.11	0.2732	2.49	8149	69.0710%	Fecal		CFU/100 mL	200	283.2	86400	-	12,178.7
5439000	10/16/2011	9.11	9.11	0.2732	2.49	8149	69.0710%	Fecal		CFU/100 mL	200	283.2	86400	-	12,178.7
5439000	10/26/2020	9.11	9.11	0.2732	2.49	8149	69.0710%	Fecal		CFU/100 mL	200	283.2	86400	-	12,178.7
5439000	10/25/1992	9.1	9.1	0.2732	2.49	8152	69.0965%	Fecal		CFU/100 mL	200	283.2	86400	-	12,165.3
5439000	12/27/1995	9.1	9.1	0.2732	2.49	8152	69.0965%	Fecal		CFU/100 mL	200	283.2	86400	-	12,165.3
5439000	12/30/1995	9.1	9.1	0.2732	2.49	8152	69.0965%	Fecal		CFU/100 mL	200	283.2	86400	-	12,165.3
5439000	12/1/1996	9.1	9.1	0.2732	2.49	8152	69.0965%	Fecal		CFU/100 mL	200	283.2	86400	-	12,165.3
5439000	1/7/1999	9.1	9.1	0.2732	2.49	8152	69.0965%	Fecal		CFU/100 mL	200	283.2	86400	-	12,165.3
5439000	8/14/2000	9.1	9.1	0.2732	2.49	8152	69.0965%	Fecal		CFU/100 mL	200	283.2	86400	-	12,165.3
5439000	1/10/2001	9.1	9.1	0.2732	2.49	8152	69.0965%	Fecal		CFU/100 mL	200	283.2	86400	-	12,165.3
5439000	1/25/2001	9.1	9.1	0.2732	2.49	8152	69.0965%	Fecal		CFU/100 mL	200	283.2	86400	-	12,165.3
5439000	9/6/2016	9.1	9.1	0.2732	2.49	8152	69.0965%	Fecal		CFU/100 mL	200	283.2	86400	-	12,165.3
5439000	5/19/1994	9.09	9.09	0.2732	2.48	8161	69.1727%	Fecal		CFU/100 mL	200	283.2	86400	-	12,151.9
5439000	7/21/2003	9.09	9.09	0.2732	2.48	8161	69.1727%	Fecal		CFU/100 mL	200	283.2	86400	-	12,151.9
5439000	10/15/2011	9.09	9.09	0.2732	2.48	8161	69.1727%	Fecal		CFU/100 mL	200	283.2	86400	-	12,151.9
5439000	9/14/2020	9.09	9.09	0.2732	2.48	8161	69.1727%	Fecal		CFU/100 mL	200	283.2	86400	-	12,151.9
5439000	1/31/2007	9.07	9.07	0.2732	2.48	8165	69.2066%	Fecal		CFU/100 mL	200	283.2	86400	-	12,125.2
5439000	2/1/2007	9.07	9.07	0.2732	2.48	8165	69.2066%	Fecal		CFU/100 mL	200	283.2	86400	-	12,125.2
5439000	2/2/2007	9.07	9.07	0.2732	2.48	8165	69.2066%	Fecal		CFU/100 mL	200	283.2	86400	-	12,125.2
5439000	2/12/2007	9.07	9.07	0.2732	2.48	8165	69.2066%	Fecal		CFU/100 mL	200	283.2	86400	-	12,125.2
5439000	2/14/2007	9.07	9.07	0.2732	2.48	8165	69.2066%	Fecal		CFU/100 mL	200	283.2	86400	-	12,125.2
5439000	2/16/2007	9.07	9.07	0.2732	2.48	8165	69.2066%	Fecal		CFU/100 mL	200	283.2	86400	-	12,125.2
5439000	2/17/2007	9.07	9.07	0.2732	2.48	8165	69.2066%	Fecal		CFU/100 mL	200	283.2	86400	-	12,125.2
5439000	1/15/2014	9.07	9.07	0.2732	2.48	8165	69.2066%	Fecal		CFU/100 mL	200	283.2	86400	-	12,125.2
5439000	6/10/2014	9.05	9.05	0.2732	2.47	8173	69.2745%	Fecal		CFU/100 mL	200	283.2	86400	-	12,098.5
5439000	1/16/2002	9.03	9.03	0.2732	2.47	8174	69.2829%	Fecal		CFU/100 mL	200	283.2	86400	-	12,071.7
5439000	11/11/2014	9.03	9.03	0.2732	2.47	8174	69.2829%	Fecal		CFU/100 mL	200	283.2	86400	-	12,071.7
5439000	2/4/2018	9.02	9.02	0.2732	2.46	8176	69.2999%	Fecal		CFU/100 mL	200	283.2	86400	-	12,058.3
5439000	2/5/2018	9.02	9.02	0.2732	2.46	8176	69.2999%	Fecal		CFU/100 mL	200	283.2	86400	-	12,058.3
5439000	2/6/2018	9.02	9.02	0.2732	2.46	8176	69.2999%	Fecal		CFU/100 mL	200	283.2	86400	-	12,058.3
5439000	11/9/2015	9.01	9.01	0.2732	2.46	8179	69.3253%	Fecal		CFU/100 mL	200	283.2	86400	-	12,045.0
5439000	11/7/1991	9	9	0.2732	2.46	8180	69.3338%	Fecal		CFU/100 mL	200	283.2	86400	-	12,031.6
5439000	7/4/1992	9	9	0.2732	2.46	8180	69.3338%	Fecal		CFU/100 mL	200	283.2	86400	-	12,031.6
5439000	12/28/1995	9	9	0.2732	2.46	8180	69.3338%	Fecal		CFU/100 mL	200	283.2	86400	-	12,031.6
5439000	12/29/1995	9	9	0.2732	2.46	8180	69.3338%	Fecal		CFU/100 mL	200	283.2	86400	-	12,031.6
5439000	1/10/1996	9	9	0.2732	2.46	8180	69.3338%	Fecal		CFU/100 mL	200	283.2	86400	-	12,031.6
5439000	1/27/1996	9	9	0.2732	2.46	8180	69.3338%	Fecal		CFU/100 mL	200	283.2	86400	-	12,031.6
5439000	1/2/1999	9	9	0.2732	2.46	8180	69.3338%	Fecal		CFU/100 mL	200	283.2	86400	-	12,031.6
5439000	7/27/1999	9	9	0.2732	2.46	8180	69.3338%	Fecal		CFU/100 mL	200	283.2	86400	-	12,031.6
5439000	12/19/2000	9	9	0.2732	2.46	8180	69.3338%	Fecal		CFU/100 mL	200	283.2	86400	-	12,031.6
5439000	12/20/2000	9	9	0.2732	2.46	8180	69.3338%	Fecal		CFU/100 mL	200	283.2	86400	-	12,031.6
5439000	1/4/2001	9	9	0.2732	2.46	8180	69.3338%	Fecal		CFU/100 mL	200	283.2	86400	-	12,031.6

Gage ID	Date	Discharge (CFS)	Gage Discharge (less Surrogate NPDES) (CFS)	Watershed Area Ratio	Calculated flow (CFS)	Rank	Flow Exceedance %	Parameter	Results	Units (mg or micro_gram	Limit/Standard	100mL/CF	sec/day	Actual Load (million colonies/day)	Allowable Load (million colonies/day)
5439000	1/5/2001	9	9	0.2732	2.46	8180	69.3338%	Fecal		CFU/100 mL	200	283.2	86400	-	12,031.6
5439000	1/6/2001	9	9	0.2732	2.46	8180	69.3338%	Fecal		CFU/100 mL	200	283.2	86400	-	12,031.6
5439000	1/27/2001	9	9	0.2732	2.46	8180	69.3338%	Fecal		CFU/100 mL	200	283.2	86400	-	12,031.6
5439000	2/4/2002	9	9	0.2732	2.46	8180	69.3338%	Fecal		CFU/100 mL	200	283.2	86400	-	12,031.6
5439000	9/6/2006	9	9	0.2732	2.46	8180	69.3338%	Fecal		CFU/100 mL	200	283.2	86400	-	12,031.6
5439000	2/5/2011	9	9	0.2732	2.46	8180	69.3338%	Fecal		CFU/100 mL	200	283.2	86400	-	12,031.6
5439000	2/7/2011	9	9	0.2732	2.46	8180	69.3338%	Fecal		CFU/100 mL	200	283.2	86400	-	12,031.6
5439000	2/25/2013	9	9	0.2732	2.46	8180	69.3338%	Fecal		CFU/100 mL	200	283.2	86400	-	12,031.6
5439000	2/26/2013	9	9	0.2732	2.46	8180	69.3338%	Fecal		CFU/100 mL	200	283.2	86400	-	12,031.6
5439000	8/12/2015	9	9	0.2732	2.46	8180	69.3338%	Fecal		CFU/100 mL	200	283.2	86400	-	12,031.6
5439000	9/9/2015	9	9	0.2732	2.46	8180	69.3338%	Fecal		CFU/100 mL	200	283.2	86400	-	12,031.6
5439000	6/9/2014	8.99	8.99	0.2732	2.46	8202	69.5203%	Fecal		CFU/100 mL	200	283.2	86400	-	12,018.2
5439000	10/6/2016	8.99	8.99	0.2732	2.46	8202	69.5203%	Fecal		CFU/100 mL	200	283.2	86400	-	12,018.2
5439000	1/3/2015	8.97	8.97	0.2732	2.45	8204	69.5372%	Fecal		CFU/100 mL	200	283.2	86400	-	11,991.5
5439000	7/28/2020	8.97	8.97	0.2732	2.45	8204	69.5372%	Fecal		CFU/100 mL	200	283.2	86400	-	11,991.5
5439000	1/18/2021	8.97	8.97	0.2732	2.45	8204	69.5372%	Fecal		CFU/100 mL	200	283.2	86400	-	11,991.5
5439000	6/30/2003	8.95	8.95	0.2732	2.44	8207	69.5626%	Fecal		CFU/100 mL	200	283.2	86400	-	11,964.8
5439000	7/20/2004	8.95	8.95	0.2732	2.44	8207	69.5626%	Fecal		CFU/100 mL	200	283.2	86400	-	11,964.8
5439000	2/7/2002	8.94	8.94	0.2732	2.44	8209	69.5796%	Fecal		CFU/100 mL	200	283.2	86400	-	11,951.4
5439000	7/12/2002	8.94	8.94	0.2732	2.44	8209	69.5796%	Fecal		CFU/100 mL	200	283.2	86400	-	11,951.4
5439000	10/30/2014	8.94	8.94	0.2732	2.44	8209	69.5796%	Fecal		CFU/100 mL	200	283.2	86400	-	11,951.4
5439000	1/28/2022	8.94	8.94	0.2732	2.44	8209	69.5796%	Fecal		CFU/100 mL	200	283.2	86400	-	11,951.4
5439000	10/22/2007	8.91	8.91	0.2732	2.43	8213	69.6135%	Fecal		CFU/100 mL	200	283.2	86400	-	11,911.3
5439000	10/23/1992	8.9	8.9	0.2732	2.43	8214	69.6220%	Fecal		CFU/100 mL	200	283.2	86400	-	11,897.9
5439000	10/17/1994	8.9	8.9	0.2732	2.43	8214	69.6220%	Fecal		CFU/100 mL	200	283.2	86400	-	11,897.9
5439000	1/2/1996	8.9	8.9	0.2732	2.43	8214	69.6220%	Fecal		CFU/100 mL	200	283.2	86400	-	11,897.9
5439000	1/28/1996	8.9	8.9	0.2732	2.43	8214	69.6220%	Fecal		CFU/100 mL	200	283.2	86400	-	11,897.9
5439000	2/19/1996	8.9	8.9	0.2732	2.43	8214	69.6220%	Fecal		CFU/100 mL	200	283.2	86400	-	11,897.9
5439000	10/14/1999	8.9	8.9	0.2732	2.43	8214	69.6220%	Fecal		CFU/100 mL	200	283.2	86400	-	11,897.9
5439000	12/21/2000	8.9	8.9	0.2732	2.43	8214	69.6220%	Fecal		CFU/100 mL	200	283.2	86400	-	11,897.9
5439000	7/10/2001	8.9	8.9	0.2732	2.43	8214	69.6220%	Fecal		CFU/100 mL	200	283.2	86400	-	11,897.9
5439000	9/9/2001	8.9	8.9	0.2732	2.43	8214	69.6220%	Fecal		CFU/100 mL	200	283.2	86400	-	11,897.9
5439000	1/5/2021	8.88	8.88	0.2732	2.43	8223	69.6983%	Fecal		CFU/100 mL	200	283.2	86400	-	11,871.2
5439000	8/12/2021	8.88	8.88	0.2732	2.43	8223	69.6983%	Fecal		CFU/100 mL	200	283.2	86400	-	11,871.2
5439000	11/4/2014	8.87	8.87	0.2732	2.42	8225	69.7152%	Fecal		CFU/100 mL	200	283.2	86400	-	11,857.8
5439000	5/27/1994	8.86	8.86	0.2732	2.42	8226	69.7237%	Fecal		CFU/100 mL	200	283.2	86400	-	11,844.5
5439000	4/17/2003	8.85	8.85	0.2732	2.42	8227	69.7322%	Fecal		CFU/100 mL	200	283.2	86400	-	11,831.1
5439000	1/4/2015	8.85	8.85	0.2732	2.42	8227	69.7322%	Fecal		CFU/100 mL	200	283.2	86400	-	11,831.1
5439000	1/29/2002	8.83	8.83	0.2732	2.41	8229	69.7491%	Fecal		CFU/100 mL	200	283.2	86400	-	11,804.3
5439000	1/29/2022	8.83	8.83	0.2732	2.41	8229	69.7491%	Fecal		CFU/100 mL	200	283.2	86400	-	11,804.3
5439000	10/23/2007	8.82	8.82	0.2732	2.41	8231	69.7661%	Fecal		CFU/100 mL	200	283.2	86400	-	11,791.0
5439000	2/24/2021	8.82	8.82	0.2732	2.41	8231	69.7661%	Fecal		CFU/100 mL	200	283.2	86400	-	11,791.0
5439000	9/11/1990	8.8	8.8	0.2732	2.40	8233	69.7830%	Fecal		CFU/100 mL	200	283.2	86400	-	11,764.2
5439000	2/7/1996	8.8	8.8	0.2732	2.40	8233	69.7830%	Fecal		CFU/100 mL	200	283.2	86400	-	11,764.2
5439000	3/9/1996	8.8	8.8	0.2732	2.40	8233	69.7830%	Fecal		CFU/100 mL	200	283.2	86400	-	11,764.2
5439000	10/27/1997	8.8	8.8	0.2732	2.40	8233	69.7830%	Fecal		CFU/100 mL	200	283.2	86400	-	11,764.2
5439000	12/22/2000	8.8	8.8	0.2732	2.40	8233	69.7830%	Fecal		CFU/100 mL	200	283.2	86400	-	11,764.2
5439000	12/23/2000	8.8	8.8	0.2732	2.40	8233	69.7830%	Fecal		CFU/100 mL	200	283.2	86400	-	11,764.2
5439000	5/28/1994	8.78	8.78	0.2732	2.40	8239	69.8339%	Fecal		CFU/100 mL	200	283.2	86400	-	11,737.5
5439000	1/5/2015	8.78	8.78	0.2732	2.40	8239	69.8339%	Fecal		CFU/100 mL	200	283.2	86400	-	11,737.5
5439000	1/20/2002	8.76	8.76	0.2732	2.39	8241	69.8508%	Fecal		CFU/100 mL	200	283.2	86400	-	11,710.8
5439000	1/30/2002	8.76	8.76	0.2732	2.39	8241	69.8508%	Fecal		CFU/100 mL	200	283.2	86400	-	11,710.8
5439000	11/23/2007	8.76	8.76	0.2732	2.39	8241	69.8508%	Fecal		CFU/100 mL	200	283.2	86400	-	11,710.8
5439000	10/12/2009	8.75	8.75	0.2732	2.39	8244	69.8763%	Fecal		CFU/100 mL	200	283.2	86400	-	11,697.4
5439000	8/4/2016	8.73	8.73	0.2732	2.38	8245	69.8847%	Fecal		CFU/100 mL	200	283.2	86400	-	11,670.7
5439000	12/29/2020	8.73	8.73	0.2732	2.38	8245	69.8847%	Fecal		CFU/100 mL	200	283.2	86400	-	11,670.7
5439000	1/6/2015	8.71	8.71	0.2732	2.38	8247	69.9017%	Fecal		CFU/100 mL	200	283.2	86400	-	11,643.9
5439000	7/7/1992	8.7	8.7	0.2732	2.38	8248	69.9102%	Fecal		CFU/100 mL	200	283.2	86400	-	11,630.6
5439000	1/26/1996	8.7	8.7	0.2732	2.38	8248	69.9102%	Fecal		CFU/100 mL	200	283.2	86400	-	11,630.6
5439000	2/22/1996	8.7	8.7	0.2732	2.38	8248	69.9102%	Fecal		CFU/100 mL	200	283.2	86400	-	11,630.6
5439000	12/24/2000	8.7	8.7	0.2732	2.38	8248	69.9102%	Fecal		CFU/100 mL	200	283.2	86400	-	11,630.6
5439000	1/3/2001	8.7	8.7	0.2732	2.38	8248	69.9102%	Fecal		CFU/100 mL	200	283.2	86400	-	11,630.6
5439000	1/28/2001	8.7	8.7	0.2732	2.38	8248	69.9102%	Fecal		CFU/100 mL	200	283.2	86400	-	11,630.6
5439000	2/8/2011	8.7	8.7	0.2732	2.38	8248	69.9102%	Fecal		CFU/100 mL	200	283.2	86400	-	11,630.6
5439000	12/8/2020	8.68	8.68	0.2732	2.37	8255	69.9695%	Fecal		CFU/100 mL	200	283.2	86400	-	11,603.8
5439000	1/20/2021	8.67	8.67	0.2732	2.37	8256	69.9780%	Fecal		CFU/100 mL	200	283.2	86400	-	11,590.5
5439000	9/10/2009	8.66	8.66	0.2732	2.37	8257	69.9864%	Fecal		CFU/100 mL	200	283.2	86400	-	11,577.1
5439000	2/23/2021	8.66	8.66	0.2732	2.37	8257	69.9864%	Fecal		CFU/100 mL	200	283.2	86400	-	11,577.1
5439000	10/4/2011	8.65	8.65	0.2732	2.36	8259	70.0034%	Fecal		CFU/100 mL	200	283.2	86400	-	11,563.7
5439000	7/18/2016	8.65	8.65	0.2732	2.36	8259	70.0034%	Fecal		CFU/100 mL	200	283.2	86400	-	11,563.7
5439000	2/11/2022	8.65	8.65	0.2732	2.36	8259	70.0034%	Fecal		CFU/100 mL	200	283.2	86400	-	11,563.7
5439000	10/22/2012	8.64	8.64	0.2732	2.36	8262	70.0288%	Fecal		CFU/100 mL	200	283.2	86400	-	11,550.3
5439000	8/8/2015	8.63	8.63	0.2732	2.36	8263	70.0373%	Fecal		CFU/100 mL	200	283.2	86400	-	11,537.0
5439000	1/30/2022	8.63	8.63	0.2732	2.36	8263	70.0373%	Fecal		CFU/100 mL	200	283.2	86400	-	11,537.0
5439000	10/26/2007	8.62	8.62	0.2732	2.35	8265	70.0542%	Fecal		CFU/100 mL	200	283.2	86400	-	11,523.6
5439000	6/24/2012	8.61	8.61	0.2732	2.35	8266	70.0627%	Fecal		CFU/100 mL	200	283.2	86400	-	11,510.2
5439000	11/22/2016	8.61	8.61	0.2732	2.35	8266	70.0627%	Fecal		CFU/100 mL	200	283.2	86400	-	11,510.2
5439000	8/6/1992	8.6	8.6	0.2732	2.35	8268	70.0797%	Fecal		CFU/100 mL	200	283.2	86400	-	11,496.9
5439000	10/21/1994	8.6	8.6	0.2732	2.35	8268	70.0797%	Fecal		CFU/100 mL	200	283.2	86400	-	11,496.9
5439000	1/29/1996	8.6	8.6	0.2732	2.35	8268	70.0797%	Fecal		CFU/100 mL	200	283.2	86400	-	11,496.9
5439000	11/26/1996	8.6	8.6	0.2732	2.35	8268	70.0797%	Fecal		CFU/100 mL	200	283.2	86400	-	11,496.9
5439000	10/9/1999	8.6	8.6	0.2732	2.35	8268	70.0797%	Fecal		CFU/100 mL	200	283.2	86400	-	11,496.9
5439000	12/28/2000	8.6	8.6	0.2732	2.35	8268	70.0797%	Fecal		CFU/100 mL	200	283.2	86400	-	11,496.9
5439000	12/29/2000	8.6	8.6	0.2732	2.35	8268	70.0797%	Fecal		CFU/100 mL	200	283.2	86400	-	11,496.9
5439000	12/30/2000	8.6	8.6	0.2732	2.35	8268	70.0797%	Fecal		CFU/100 mL	200	283.2	86400	-	11,496.9
5439000	12/31/2000	8.6	8.6	0.2732	2.35	8268	70.0797%	Fecal		CFU/100 mL	200	283.2	86400	-	11,496.9
5439000	1/1/2001	8.6	8.6	0.2732	2.35	8268	70.0797%	Fecal		CFU/100 mL	200	283.2	86400	-	11,496.9
5439000	1/2/2001	8.6	8.6	0.2732	2.35	8268	70.0797%	Fecal		CFU/100 mL	200	283.2	86400	-	11,496.9
5439000	1/17/2002	8.6	8.6	0.2732	2.35	8268	70.0797%	Fecal		CFU/100 mL	200	283.2	86400	-	11,496.9
5439000	12/22/2003	8.6	8.6	0.2732	2.35	8268	70.0797%	Fecal		CFU/100 mL	200	283.2	86400	-	11,496.9
5439000	3/24/2006	8.6	8.6	0.2732	2.35	8268	70.0797%	Fecal		CFU/100 mL	200	283.2	86400	-	11,496.9
5439000	8/1/2021	8.6	8.6	0.2732	2.35	8268	70.0797%	Fecal		CFU/100 mL	200	283.2	86400	-	11,496.9
5439000	11/10/2015	8.59	8.59	0.2732	2.35	8283	70.2068%	Fecal		CFU/100 mL	200	283.2	86400	-	11,483.5
5439000	7/1/2012	8.58	8.58	0.2732	2.34	8284	70.2153%	Fecal		CFU/100 mL	200	283.2	86400	-	11,470.1
5439000	1/1/2005	8.56	8.56	0.2732	2.34	8285	70.2238%	Fecal		CFU/100 mL	200	283.2	86400	-	11,443.4
5439000	10/11/2021	8.54	8.54	0.2732	2.33	8286	70.2322%	Fecal		CFU/100 mL	200	283.2	86400	-	11,416.7
5439000	12/9/2020	8.53	8.53	0.2732	2.33	8287	70.2407%	Fecal		CFU/100 mL	200	283.2	86400	-	11,403.3
5439000	1/7/2015	8.52	8.52	0.2732	2.33	8288	70.2492%	Fecal		CFU/100 mL	200	283.2	86400	-	11,389.9
5439000	2/21/2021	8.52	8.52	0.2732	2.33	8288	70.2492%	Fecal		CFU/100 mL	200	283.2	86400	-	11,389.9
5439000	9/22/1990	8.5	8.5	0.2732	2.32	8290	70.2661%	Fecal		CFU/100 mL	200	283.2	86400	-	11,363.2
5439000	10/22/1994	8.5	8.5	0.2732	2.32	8290	70.2661%	Fecal		CFU/100 mL	200	283.2	86400	-	11,363.2
5439000	10/23/1994	8.5	8.5	0.2732	2.32	8290	70.2661%	Fecal		CFU/100 mL	200	283.2	86400	-	11,363.2
5439000	12/8/1999	8.5	8.5	0.2732	2.32	8290	70.2661%	Fecal		CFU/100 mL	200	283.2	86400	-	11,363.2
5439000	1/26/2001	8.5	8.5	0.2732	2.32	8290	70.2661%	Fecal		CFU/100 mL	200	283.2	86400	-	11,363.2
5439000	2/3/2011	8.5	8.5	0.2732	2.32	8290	70.2661%	Fecal		CFU/100 mL	200	283.2	86400	-	11,363.2
5439000	2/4/2011	8.5	8.5	0.2732	2.32	8290	70.2661%	Fecal		CFU/100 mL	200	283.2	86400	-	11,363.2
5439000	2/9/2011	8.5	8.5	0.2732	2.32	8290	70.2661%	Fecal		CFU/100 mL	200	283.2	86400	-	11,363.2
5439000	2/10/2011	8.5	8.5	0.2732	2.32	8290	70.2661%	Fecal		CFU/100 mL	200	283.2	86400	-	11,363.2
5439000	12/24/2020	8.5	8.5	0.2732	2.32	8290	70.2661%	Fecal		CFU/100 mL	200	283.2	86400	-	11,363.2
5439000	11/26/2016	8.49	8.49	0.2732	2.32	8300	70.3509%	Fecal		CFU/100 mL	200	283.2	86400	-	11,349.8
5439000	7/9/2006	8.48	8.48	0.2732	2.32	8301	70.3594%	Fecal		CFU/100 mL	200	283.2	86400	-	11,336.5
5439000	8/4/2007	8.48	8.48	0.2732	2.32	8301	70.3594%	Fecal		CFU/100 mL	200	283.2	86400	-	11,336.5
5439000	2/20/2021	8.47	8.47	0.2732	2.31	8303	70.3763%	Fecal		CFU/100 mL	200	283.2	86400	-	11,323.1
5439000	10/14/2003	8.46	8.46	0.2732	2.31	8304	70.3848%	Fecal		CFU/100 mL	200	283.2	86400	-	11,309.7
5439000	5/29/1994	8.45	8.45	0.2732	2.31	8305	70.3933%	Fecal		CFU/100 mL	200	283.2	86400	-	11,296.3
5439000	7/29/2020	8.45	8.45	0.2732	2.31	8305	70.3933%	Fecal		CFU/100 mL	200	283.2	86400	-	11,296.3
5439000	1/11/2005	8.44	8.44	0.2732	2.31	8307	70.4102%	Fecal		CFU/100 mL	200	283.2	86400	-	11,283.0
5439000	4/7/2003	8.43	8.43	0.2732	2.30	8308	70.4187%	Fecal		CFU/100 mL	200	283.2	86400	-	11,269.6
5439000	8/3/2009	8.43	8.43	0.2732	2.30	8308	70.4187%	Fecal		CFU/100 mL	200	283.2	86400	-	11,269.6
5439000	2/18/2021	8.43	8.43	0.2732	2.30	8308	70.4187%	Fecal		CFU/100 mL	200	283.2	86400	-	11,269.6
5439000	2/22/2021	8.43	8.43	0.2732	2.30	8308	70.4187%	Fecal		CFU/100 mL	200	283.2	86400	-	11,269.6
5439000	8/16/2002	8.42	8.42	0.2732	2.30	8312	70.4526%	Fecal		CFU/100 mL	200	283.2	86400	-	11,256.2
5439000	7/31/2019	8.42	8.42	0.2732	2.30	8312	70.4526%	Fecal		CFU/100 mL	200	283.2	86400	-	11,256.2
5439000	12/26/2020	8.41	8.41	0.2732	2.30	8314	70.4696%	Fecal		CFU/100 mL	200	283.2	86400	-	11,242.9
5439000	2/19/2021	8.41	8.41	0.2732	2.30	8314	70.4696%	Fecal		CFU/100 mL	200	283.2	86400	-	11,242.9
5439000	11/6/1991	8.4	8.4	0.2732	2.29	8316	70.4865%	Fecal		CFU/100 mL	200	283.2	86400	-	11,229.5

Gage ID	Date	Discharge (CFS)	Gage Discharge (less Surrogate NPDES) (CFS)	Watershed Area Ratio	Calculated flow (CFS)	Rank	Flow Exceedance %	Parameter	Results	Units (mg or micro_gram	Limit/Standard	100mL/CF	sec/day	Actual Load (million colonies/day)	Allowable Load (million colonies/day)
5439000	10/26/1992	8.4	8.4	0.2732	2.29	8316	70.4865%	Fecal		CFU/100 mL	200	283.2	86400	-	11,229.5
5439000	10/27/1992	8.4	8.4	0.2732	2.29	8316	70.4865%	Fecal		CFU/100 mL	200	283.2	86400	-	11,229.5
5439000	10/18/1994	8.4	8.4	0.2732	2.29	8316	70.4865%	Fecal		CFU/100 mL	200	283.2	86400	-	11,229.5
5439000	12/24/1995	8.4	8.4	0.2732	2.29	8316	70.4865%	Fecal		CFU/100 mL	200	283.2	86400	-	11,229.5
5439000	1/3/1996	8.4	8.4	0.2732	2.29	8316	70.4865%	Fecal		CFU/100 mL	200	283.2	86400	-	11,229.5
5439000	1/9/1996	8.4	8.4	0.2732	2.29	8316	70.4865%	Fecal		CFU/100 mL	200	283.2	86400	-	11,229.5
5439000	9/11/1996	8.4	8.4	0.2732	2.29	8316	70.4865%	Fecal		CFU/100 mL	200	283.2	86400	-	11,229.5
5439000	10/3/1998	8.4	8.4	0.2732	2.29	8316	70.4865%	Fecal		CFU/100 mL	200	283.2	86400	-	11,229.5
5439000	9/28/2000	8.4	8.4	0.2732	2.29	8316	70.4865%	Fecal		CFU/100 mL	200	283.2	86400	-	11,229.5
5439000	2/5/2002	8.4	8.4	0.2732	2.29	8316	70.4865%	Fecal		CFU/100 mL	200	283.2	86400	-	11,229.5
5439000	12/25/2020	8.4	8.4	0.2732	2.29	8316	70.4865%	Fecal		CFU/100 mL	200	283.2	86400	-	11,229.5
5439000	1/31/2022	8.38	8.38	0.2732	2.29	8328	70.5882%	Fecal		CFU/100 mL	200	283.2	86400	-	11,202.8
5439000	10/6/2011	8.37	8.37	0.2732	2.29	8329	70.5967%	Fecal		CFU/100 mL	200	283.2	86400	-	11,189.4
5439000	12/27/2020	8.37	8.37	0.2732	2.29	8329	70.5967%	Fecal		CFU/100 mL	200	283.2	86400	-	11,189.4
5439000	12/28/2020	8.36	8.36	0.2732	2.28	8331	70.6137%	Fecal		CFU/100 mL	200	283.2	86400	-	11,176.0
5439000	3/2/2013	8.35	8.35	0.2732	2.28	8332	70.6221%	Fecal		CFU/100 mL	200	283.2	86400	-	11,162.7
5439000	11/19/2013	8.34	8.34	0.2732	2.28	8333	70.6306%	Fecal		CFU/100 mL	200	283.2	86400	-	11,149.3
5439000	12/7/2020	8.32	8.32	0.2732	2.27	8334	70.6391%	Fecal		CFU/100 mL	200	283.2	86400	-	11,122.6
5439000	1/14/2021	8.32	8.32	0.2732	2.27	8334	70.6391%	Fecal		CFU/100 mL	200	283.2	86400	-	11,122.6
5439000	3/23/2006	8.31	8.31	0.2732	2.27	8336	70.6560%	Fecal		CFU/100 mL	200	283.2	86400	-	11,109.2
5439000	1/2/1990	8.3	8.3	0.2732	2.27	8337	70.6645%	Fecal		CFU/100 mL	200	283.2	86400	-	11,095.8
5439000	9/26/1994	8.3	8.3	0.2732	2.27	8337	70.6645%	Fecal		CFU/100 mL	200	283.2	86400	-	11,095.8
5439000	10/20/1994	8.3	8.3	0.2732	2.27	8337	70.6645%	Fecal		CFU/100 mL	200	283.2	86400	-	11,095.8
5439000	12/26/1995	8.3	8.3	0.2732	2.27	8337	70.6645%	Fecal		CFU/100 mL	200	283.2	86400	-	11,095.8
5439000	4/5/1996	8.3	8.3	0.2732	2.27	8337	70.6645%	Fecal		CFU/100 mL	200	283.2	86400	-	11,095.8
5439000	10/23/1996	8.3	8.3	0.2732	2.27	8337	70.6645%	Fecal		CFU/100 mL	200	283.2	86400	-	11,095.8
5439000	7/27/1998	8.3	8.3	0.2732	2.27	8337	70.6645%	Fecal		CFU/100 mL	200	283.2	86400	-	11,095.8
5439000	1/3/1999	8.3	8.3	0.2732	2.27	8337	70.6645%	Fecal		CFU/100 mL	200	283.2	86400	-	11,095.8
5439000	10/15/1999	8.3	8.3	0.2732	2.27	8337	70.6645%	Fecal		CFU/100 mL	200	283.2	86400	-	11,095.8
5439000	12/25/2000	8.3	8.3	0.2732	2.27	8337	70.6645%	Fecal		CFU/100 mL	200	283.2	86400	-	11,095.8
5439000	12/27/2000	8.3	8.3	0.2732	2.27	8337	70.6645%	Fecal		CFU/100 mL	200	283.2	86400	-	11,095.8
5439000	10/1/2009	8.27	8.27	0.2732	2.26	8348	70.7578%	Fecal		CFU/100 mL	200	283.2	86400	-	11,055.7
5439000	7/26/2018	8.27	8.27	0.2732	2.26	8348	70.7578%	Fecal		CFU/100 mL	200	283.2	86400	-	11,055.7
5439000	11/16/2020	8.26	8.26	0.2732	2.26	8350	70.7747%	Fecal		CFU/100 mL	200	283.2	86400	-	11,042.3
5439000	9/22/2009	8.25	8.25	0.2732	2.25	8351	70.7832%	Fecal		CFU/100 mL	200	283.2	86400	-	11,029.0
5439000	10/13/2009	8.24	8.24	0.2732	2.25	8352	70.7917%	Fecal		CFU/100 mL	200	283.2	86400	-	11,015.6
5439000	2/17/2021	8.24	8.24	0.2732	2.25	8352	70.7917%	Fecal		CFU/100 mL	200	283.2	86400	-	11,015.6
5439000	1/20/2022	8.24	8.24	0.2732	2.25	8352	70.7917%	Fecal		CFU/100 mL	200	283.2	86400	-	11,015.6
5439000	11/4/2004	8.22	8.22	0.2732	2.25	8355	70.8171%	Fecal		CFU/100 mL	200	283.2	86400	-	10,988.9
5439000	1/8/2015	8.22	8.22	0.2732	2.25	8355	70.8171%	Fecal		CFU/100 mL	200	283.2	86400	-	10,988.9
5439000	12/24/2017	8.22	8.22	0.2732	2.25	8355	70.8171%	Fecal		CFU/100 mL	200	283.2	86400	-	10,988.9
5439000	6/24/1992	8.2	8.2	0.2732	2.24	8358	70.8425%	Fecal		CFU/100 mL	200	283.2	86400	-	10,962.1
5439000	10/28/1992	8.2	8.2	0.2732	2.24	8358	70.8425%	Fecal		CFU/100 mL	200	283.2	86400	-	10,962.1
5439000	10/19/1994	8.2	8.2	0.2732	2.24	8358	70.8425%	Fecal		CFU/100 mL	200	283.2	86400	-	10,962.1
5439000	7/16/1999	8.2	8.2	0.2732	2.24	8358	70.8425%	Fecal		CFU/100 mL	200	283.2	86400	-	10,962.1
5439000	8/25/1999	8.2	8.2	0.2732	2.24	8358	70.8425%	Fecal		CFU/100 mL	200	283.2	86400	-	10,962.1
5439000	1/18/2002	8.2	8.2	0.2732	2.24	8358	70.8425%	Fecal		CFU/100 mL	200	283.2	86400	-	10,962.1
5439000	12/23/2003	8.19	8.19	0.2732	2.24	8364	70.8934%	Fecal		CFU/100 mL	200	283.2	86400	-	10,948.8
5439000	4/1/2006	8.19	8.19	0.2732	2.24	8364	70.8934%	Fecal		CFU/100 mL	200	283.2	86400	-	10,948.8
5439000	3/3/2013	8.19	8.19	0.2732	2.24	8364	70.8934%	Fecal		CFU/100 mL	200	283.2	86400	-	10,948.8
5439000	7/6/2003	8.17	8.17	0.2732	2.23	8367	70.9188%	Fecal		CFU/100 mL	200	283.2	86400	-	10,922.0
5439000	10/21/2001	8.16	8.16	0.2732	2.23	8368	70.9273%	Fecal		CFU/100 mL	200	283.2	86400	-	10,908.7
5439000	6/11/2005	8.15	8.15	0.2732	2.23	8369	70.9358%	Fecal		CFU/100 mL	200	283.2	86400	-	10,895.3
5439000	2/6/2002	8.14	8.14	0.2732	2.22	8370	70.9442%	Fecal		CFU/100 mL	200	283.2	86400	-	10,881.9
5439000	2/1/2022	8.13	8.13	0.2732	2.22	8371	70.9527%	Fecal		CFU/100 mL	200	283.2	86400	-	10,868.6
5439000	10/19/2001	8.12	8.12	0.2732	2.22	8372	70.9612%	Fecal		CFU/100 mL	200	283.2	86400	-	10,855.2
5439000	9/8/2008	8.12	8.12	0.2732	2.22	8372	70.9612%	Fecal		CFU/100 mL	200	283.2	86400	-	10,855.2
5439000	9/18/2012	8.12	8.12	0.2732	2.22	8372	70.9612%	Fecal		CFU/100 mL	200	283.2	86400	-	10,855.2
5439000	6/25/1992	8.1	8.1	0.2732	2.21	8375	70.9866%	Fecal		CFU/100 mL	200	283.2	86400	-	10,828.4
5439000	10/29/1992	8.1	8.1	0.2732	2.21	8375	70.9866%	Fecal		CFU/100 mL	200	283.2	86400	-	10,828.4
5439000	10/24/1994	8.1	8.1	0.2732	2.21	8375	70.9866%	Fecal		CFU/100 mL	200	283.2	86400	-	10,828.4
5439000	10/29/1994	8.1	8.1	0.2732	2.21	8375	70.9866%	Fecal		CFU/100 mL	200	283.2	86400	-	10,828.4
5439000	2/23/1996	8.1	8.1	0.2732	2.21	8375	70.9866%	Fecal		CFU/100 mL	200	283.2	86400	-	10,828.4
5439000	4/11/1996	8.1	8.1	0.2732	2.21	8375	70.9866%	Fecal		CFU/100 mL	200	283.2	86400	-	10,828.4
5439000	12/26/2000	8.1	8.1	0.2732	2.21	8375	70.9866%	Fecal		CFU/100 mL	200	283.2	86400	-	10,828.4
5439000	9/22/2001	8.1	8.1	0.2732	2.21	8375	70.9866%	Fecal		CFU/100 mL	200	283.2	86400	-	10,828.4
5439000	1/4/2018	8.09	8.09	0.2732	2.21	8383	71.0544%	Fecal		CFU/100 mL	200	283.2	86400	-	10,815.1
5439000	9/10/2019	8.09	8.09	0.2732	2.21	8383	71.0544%	Fecal		CFU/100 mL	200	283.2	86400	-	10,815.1
5439000	12/18/2002	8.07	8.07	0.2732	2.20	8385	71.0714%	Fecal		CFU/100 mL	200	283.2	86400	-	10,788.3
5439000	1/19/2002	8.06	8.06	0.2732	2.20	8386	71.0798%	Fecal		CFU/100 mL	200	283.2	86400	-	10,775.0
5439000	11/28/2005	8.05	8.05	0.2732	2.20	8387	71.0883%	Fecal		CFU/100 mL	200	283.2	86400	-	10,761.6
5439000	10/31/2014	8.05	8.05	0.2732	2.20	8387	71.0883%	Fecal		CFU/100 mL	200	283.2	86400	-	10,761.6
5439000	5/30/1994	8.04	8.04	0.2732	2.20	8389	71.1053%	Fecal		CFU/100 mL	200	283.2	86400	-	10,748.2
5439000	7/23/2003	8.04	8.04	0.2732	2.20	8389	71.1053%	Fecal		CFU/100 mL	200	283.2	86400	-	10,748.2
5439000	11/6/2014	8.03	8.03	0.2732	2.19	8391	71.1222%	Fecal		CFU/100 mL	200	283.2	86400	-	10,734.9
5439000	7/18/2017	8.03	8.03	0.2732	2.19	8391	71.1222%	Fecal		CFU/100 mL	200	283.2	86400	-	10,734.9
5439000	12/10/2020	8.02	8.02	0.2732	2.19	8393	71.1392%	Fecal		CFU/100 mL	200	283.2	86400	-	10,721.5
5439000	4/8/2003	8.01	8.01	0.2732	2.19	8394	71.1477%	Fecal		CFU/100 mL	200	283.2	86400	-	10,708.1
5439000	1/2/2018	8.01	8.01	0.2732	2.19	8394	71.1477%	Fecal		CFU/100 mL	200	283.2	86400	-	10,708.1
5439000	10/4/1991	8	8	0.2732	2.19	8396	71.1646%	Fecal		CFU/100 mL	200	283.2	86400	-	10,694.8
5439000	7/14/1992	8	8	0.2732	2.19	8396	71.1646%	Fecal		CFU/100 mL	200	283.2	86400	-	10,694.8
5439000	10/31/1992	8	8	0.2732	2.19	8396	71.1646%	Fecal		CFU/100 mL	200	283.2	86400	-	10,694.8
5439000	7/29/1995	8	8	0.2732	2.19	8396	71.1646%	Fecal		CFU/100 mL	200	283.2	86400	-	10,694.8
5439000	12/25/1995	8	8	0.2732	2.19	8396	71.1646%	Fecal		CFU/100 mL	200	283.2	86400	-	10,694.8
5439000	1/4/1996	8	8	0.2732	2.19	8396	71.1646%	Fecal		CFU/100 mL	200	283.2	86400	-	10,694.8
5439000	1/8/1996	8	8	0.2732	2.19	8396	71.1646%	Fecal		CFU/100 mL	200	283.2	86400	-	10,694.8
5439000	7/18/1997	8	8	0.2732	2.19	8396	71.1646%	Fecal		CFU/100 mL	200	283.2	86400	-	10,694.8
5439000	7/28/1998	8	8	0.2732	2.19	8396	71.1646%	Fecal		CFU/100 mL	200	283.2	86400	-	10,694.8
5439000	10/7/1998	8	8	0.2732	2.19	8396	71.1646%	Fecal		CFU/100 mL	200	283.2	86400	-	10,694.8
5439000	1/6/1999	8	8	0.2732	2.19	8396	71.1646%	Fecal		CFU/100 mL	200	283.2	86400	-	10,694.8
5439000	11/11/1999	8	8	0.2732	2.19	8396	71.1646%	Fecal		CFU/100 mL	200	283.2	86400	-	10,694.8
5439000	12/18/2004	8	8	0.2732	2.19	8396	71.1646%	Fecal		CFU/100 mL	200	283.2	86400	-	10,694.8
5439000	2/4/2013	8	8	0.2732	2.19	8396	71.1646%	Fecal		CFU/100 mL	200	283.2	86400	-	10,694.8
5439000	11/1/2014	7.99	7.99	0.2732	2.18	8410	71.2833%	Fecal		CFU/100 mL	200	283.2	86400	-	10,681.4
5439000	10/23/2010	7.98	7.98	0.2732	2.18	8411	71.2917%	Fecal		CFU/100 mL	200	283.2	86400	-	10,668.0
5439000	10/7/2009	7.97	7.97	0.2732	2.18	8412	71.3002%	Fecal		CFU/100 mL	200	283.2	86400	-	10,654.7
5439000	10/30/2015	7.96	7.96	0.2732	2.17	8413	71.3087%	Fecal		CFU/100 mL	200	283.2	86400	-	10,641.3
5439000	7/25/1994	7.95	7.95	0.2732	2.17	8414	71.3172%	Fecal		CFU/100 mL	200	283.2	86400	-	10,627.9
5439000	1/28/2006	7.94	7.94	0.2732	2.17	8415	71.3256%	Fecal		CFU/100 mL	200	283.2	86400	-	10,614.6
5439000	7/10/2006	7.94	7.94	0.2732	2.17	8415	71.3256%	Fecal		CFU/100 mL	200	283.2	86400	-	10,614.6
5439000	10/2/2006	7.94	7.94	0.2732	2.17	8415	71.3256%	Fecal		CFU/100 mL	200	283.2	86400	-	10,614.6
5439000	11/8/1991	7.9	7.9	0.2732	2.16	8418	71.3511%	Fecal		CFU/100 mL	200	283.2	86400	-	10,561.1
5439000	6/21/1992	7.9	7.9	0.2732	2.16	8418	71.3511%	Fecal		CFU/100 mL	200	283.2	86400	-	10,561.1
5439000	9/12/1996	7.9	7.9	0.2732	2.16	8418	71.3511%	Fecal		CFU/100 mL	200	283.2	86400	-	10,561.1
5439000	7/12/1997	7.9	7.9	0.2732	2.16	8418	71.3511%	Fecal		CFU/100 mL	200	283.2	86400	-	10,561.1
5439000	10/24/2007	7.9	7.9	0.2732	2.16	8418	71.3511%	Fecal		CFU/100 mL	200	283.2	86400	-	10,561.1
5439000	1/31/2021	7.9	7.9	0.2732	2.16	8418	71.3511%	Fecal		CFU/100 mL	200	283.2	86400	-	10,561.1
5439000	2/2/2022	7.89	7.89	0.2732	2.16	8424	71.4019%	Fecal		CFU/100 mL	200	283.2	86400	-	10,547.7
5439000	1/7/2005	7.88	7.88	0.2732	2.15	8425	71.4104%	Fecal		CFU/100 mL	200	283.2	86400	-	10,534.3
5439000	10/4/2018	7.88	7.88	0.2732	2.15	8425	71.4104%	Fecal		CFU/100 mL	200	283.2	86400	-	10,534.3
5439000	7/17/2003	7.87	7.87	0.2732	2.15	8427	71.4274%	Fecal		CFU/100 mL	200	283.2	86400	-	10,521.0
5439000	9/25/2016	7.87	7.87	0.2732	2.15	8427	71.4274%	Fecal		CFU/100 mL	200	283.2	86400	-	10,521.0
5439000	12/30/2010	7.86	7.86	0.2732	2.15	8429	71.4443%	Fecal		CFU/100 mL	200	283.2	86400	-	10,507.6
5439000	7/12/2006	7.85	7.85	0.2732	2.14	8430	71.4528%	Fecal		CFU/100 mL	200	283.2	86400	-	10,494.2
5439000	3/8/2013	7.84	7.84	0.2732	2.14	8431	71.4613%	Fecal		CFU/100 mL	200	283.2	86400	-	10,480.9
5439000	12/13/2021	7.84	7.84	0.2732	2.14	8431	71.4613%	Fecal		CFU/100 mL	200	283.2	86400	-	10,480.9
5439000	9/7/2014	7.83	7.83	0.2732	2.14	8433	71.4782%	Fecal		CFU/100 mL	200	283.2	86400	-	10,467.5
5439000	11/14/2006	7.82	7.82	0.2732	2.14	8434	71.4867%	Fecal		CFU/100 mL	200	283.2	86400	-	10,454.1
5439000	6/23/1992	7.8	7.8	0.2732	2.13	8435	71.4952%	Fecal		CFU/100 mL	200	283.2	86400	-	10,427.4
5439000	8/8/1992	7.8	7.8	0.2732	2.13	8435	71.4952%	Fecal		CFU/100 mL	200	283.2	86400	-	10,427.4
5439000	3/10/1996	7.8	7.8	0.2732	2.13	8435	71.4952%	Fecal		CFU/100 mL	200	283.2	86400	-	10,427.4
5439000	3/11/1996	7.8	7.8	0.2732	2.13	8435	71.4952%	Fecal		CFU/100 mL	200	283.2	86400	-	10,427.4
5439000	11/6/1997	7.8	7.8	0.2732	2.13	8435	71.4952%	Fecal		CFU/100 mL	200	283.2	86400	-	10,427.4
5439000	10/14/2009	7.8	7.8	0.2732	2.13	8435	71.4952%	Fecal		CFU/100 mL	200	283.2	86400	-	10,427.4
5439000	8/26/2014	7.79	7.79	0.2732	2.13	8441	71.5460%	Fecal		CFU/100 mL	200	283.2	86400	-	10,414.0
5439000	1/9/2022	7.78	7.78	0.2732	2.13	8442	71.5545%	Fecal		CFU/100 mL	200	283.2	86400	-	10,400.7

Gage ID	Date	Discharge (CFS)	Gage Discharge (less Surrogate NPDES) (CFS)	Watershed Area Ratio	Calculated flow (CFS)	Rank	Flow Exceedance %	Parameter	Results	Units (mg or micro_gram	Limit/Standard	100mL/CF	sec/day	Actual Load (million colonies/day)	Allowable Load (million colonies/day)
5439000	1/10/2022	7.78	7.78	0.2732	2.13	8442	71.5545%	Fecal		CFU/100 mL	200	283.2	86400	-	10,400.7
5439000	11/7/2014	7.77	7.77	0.2732	2.12	8444	71.5715%	Fecal		CFU/100 mL	200	283.2	86400	-	10,387.3
5439000	1/9/2015	7.77	7.77	0.2732	2.12	8444	71.5715%	Fecal		CFU/100 mL	200	283.2	86400	-	10,387.3
5439000	3/25/2006	7.76	7.76	0.2732	2.12	8446	71.5884%	Fecal		CFU/100 mL	200	283.2	86400	-	10,373.9
5439000	11/29/2007	7.76	7.76	0.2732	2.12	8446	71.5884%	Fecal		CFU/100 mL	200	283.2	86400	-	10,373.9
5439000	11/19/2003	7.75	7.75	0.2732	2.12	8448	71.6054%	Fecal		CFU/100 mL	200	283.2	86400	-	10,360.6
5439000	8/11/2009	7.73	7.73	0.2732	2.11	8449	71.6138%	Fecal		CFU/100 mL	200	283.2	86400	-	10,333.8
5439000	11/9/2014	7.73	7.73	0.2732	2.11	8449	71.6138%	Fecal		CFU/100 mL	200	283.2	86400	-	10,333.8
5439000	8/2/2016	7.73	7.73	0.2732	2.11	8449	71.6138%	Fecal		CFU/100 mL	200	283.2	86400	-	10,333.8
5439000	11/1/2021	7.73	7.73	0.2732	2.11	8449	71.6138%	Fecal		CFU/100 mL	200	283.2	86400	-	10,333.8
5439000	7/23/2004	7.72	7.72	0.2732	2.11	8453	71.6477%	Fecal		CFU/100 mL	200	283.2	86400	-	10,320.4
5439000	10/27/2020	7.71	7.71	0.2732	2.11	8454	71.6562%	Fecal		CFU/100 mL	200	283.2	86400	-	10,307.1
5439000	9/12/1990	7.7	7.7	0.2732	2.10	8455	71.6647%	Fecal		CFU/100 mL	200	283.2	86400	-	10,293.7
5439000	10/26/1994	7.7	7.7	0.2732	2.10	8455	71.6647%	Fecal		CFU/100 mL	200	283.2	86400	-	10,293.7
5439000	1/5/1996	7.7	7.7	0.2732	2.10	8455	71.6647%	Fecal		CFU/100 mL	200	283.2	86400	-	10,293.7
5439000	1/6/1996	7.7	7.7	0.2732	2.10	8455	71.6647%	Fecal		CFU/100 mL	200	283.2	86400	-	10,293.7
5439000	1/7/1996	7.7	7.7	0.2732	2.10	8455	71.6647%	Fecal		CFU/100 mL	200	283.2	86400	-	10,293.7
5439000	10/10/1999	7.7	7.7	0.2732	2.10	8455	71.6647%	Fecal		CFU/100 mL	200	283.2	86400	-	10,293.7
5439000	12/9/1999	7.7	7.7	0.2732	2.10	8455	71.6647%	Fecal		CFU/100 mL	200	283.2	86400	-	10,293.7
5439000	12/15/1999	7.7	7.7	0.2732	2.10	8455	71.6647%	Fecal		CFU/100 mL	200	283.2	86400	-	10,293.7
5439000	6/12/2005	7.7	7.7	0.2732	2.10	8455	71.6647%	Fecal		CFU/100 mL	200	283.2	86400	-	10,293.7
5439000	8/20/2017	7.7	7.7	0.2732	2.10	8455	71.6647%	Fecal		CFU/100 mL	200	283.2	86400	-	10,293.7
5439000	3/25/2003	7.69	7.69	0.2732	2.10	8465	71.7494%	Fecal		CFU/100 mL	200	283.2	86400	-	10,280.3
5439000	2/3/2022	7.69	7.69	0.2732	2.10	8465	71.7494%	Fecal		CFU/100 mL	200	283.2	86400	-	10,280.3
5439000	2/16/2021	7.68	7.68	0.2732	2.10	8467	71.7664%	Fecal		CFU/100 mL	200	283.2	86400	-	10,267.0
5439000	10/17/2011	7.67	7.67	0.2732	2.10	8468	71.7749%	Fecal		CFU/100 mL	200	283.2	86400	-	10,253.6
5439000	12/29/2003	7.66	7.66	0.2732	2.09	8469	71.7834%	Fecal		CFU/100 mL	200	283.2	86400	-	10,240.2
5439000	9/11/2009	7.65	7.65	0.2732	2.09	8470	71.7918%	Fecal		CFU/100 mL	200	283.2	86400	-	10,226.9
5439000	10/20/2011	7.63	7.63	0.2732	2.08	8471	71.8003%	Fecal		CFU/100 mL	200	283.2	86400	-	10,200.1
5439000	8/9/2021	7.62	7.62	0.2732	2.08	8472	71.8088%	Fecal		CFU/100 mL	200	283.2	86400	-	10,186.8
5439000	10/30/1994	7.6	7.6	0.2732	2.08	8473	71.8173%	Fecal		CFU/100 mL	200	283.2	86400	-	10,160.0
5439000	2/26/1996	7.6	7.6	0.2732	2.08	8473	71.8173%	Fecal		CFU/100 mL	200	283.2	86400	-	10,160.0
5439000	9/13/1996	7.6	7.6	0.2732	2.08	8473	71.8173%	Fecal		CFU/100 mL	200	283.2	86400	-	10,160.0
5439000	12/2/1996	7.6	7.6	0.2732	2.08	8473	71.8173%	Fecal		CFU/100 mL	200	283.2	86400	-	10,160.0
5439000	12/10/2007	7.6	7.6	0.2732	2.08	8473	71.8173%	Fecal		CFU/100 mL	200	283.2	86400	-	10,160.0
5439000	7/13/2002	7.59	7.59	0.2732	2.07	8478	71.8596%	Fecal		CFU/100 mL	200	283.2	86400	-	10,146.7
5439000	8/14/2014	7.59	7.59	0.2732	2.07	8478	71.8596%	Fecal		CFU/100 mL	200	283.2	86400	-	10,146.7
5439000	1/3/2018	7.59	7.59	0.2732	2.07	8478	71.8596%	Fecal		CFU/100 mL	200	283.2	86400	-	10,146.7
5439000	8/24/1994	7.57	7.57	0.2732	2.07	8481	71.8851%	Fecal		CFU/100 mL	200	283.2	86400	-	10,119.9
5439000	8/2/2021	7.57	7.57	0.2732	2.07	8481	71.8851%	Fecal		CFU/100 mL	200	283.2	86400	-	10,119.9
5439000	10/5/2011	7.56	7.56	0.2732	2.07	8483	71.9020%	Fecal		CFU/100 mL	200	283.2	86400	-	10,106.6
5439000	11/3/2014	7.56	7.56	0.2732	2.07	8483	71.9020%	Fecal		CFU/100 mL	200	283.2	86400	-	10,106.6
5439000	6/8/1994	7.54	7.54	0.2732	2.06	8485	71.9190%	Fecal		CFU/100 mL	200	283.2	86400	-	10,079.8
5439000	8/28/2011	7.54	7.54	0.2732	2.06	8485	71.9190%	Fecal		CFU/100 mL	200	283.2	86400	-	10,079.8
5439000	1/13/2013	7.54	7.54	0.2732	2.06	8485	71.9190%	Fecal		CFU/100 mL	200	283.2	86400	-	10,079.8
5439000	7/27/2013	7.53	7.53	0.2732	2.06	8488	71.9444%	Fecal		CFU/100 mL	200	283.2	86400	-	10,066.4
5439000	1/11/2014	7.53	7.53	0.2732	2.06	8488	71.9444%	Fecal		CFU/100 mL	200	283.2	86400	-	10,066.4
5439000	10/29/2015	7.53	7.53	0.2732	2.06	8488	71.9444%	Fecal		CFU/100 mL	200	283.2	86400	-	10,066.4
5439000	1/6/2021	7.52	7.52	0.2732	2.05	8491	71.9698%	Fecal		CFU/100 mL	200	283.2	86400	-	10,053.1
5439000	12/21/2003	7.51	7.51	0.2732	2.05	8492	71.9783%	Fecal		CFU/100 mL	200	283.2	86400	-	10,039.7
5439000	7/8/1992	7.5	7.5	0.2732	2.05	8493	71.9868%	Fecal		CFU/100 mL	200	283.2	86400	-	10,026.3
5439000	10/30/1992	7.5	7.5	0.2732	2.05	8493	71.9868%	Fecal		CFU/100 mL	200	283.2	86400	-	10,026.3
5439000	2/16/1996	7.5	7.5	0.2732	2.05	8493	71.9868%	Fecal		CFU/100 mL	200	283.2	86400	-	10,026.3
5439000	2/18/1996	7.5	7.5	0.2732	2.05	8493	71.9868%	Fecal		CFU/100 mL	200	283.2	86400	-	10,026.3
5439000	9/29/1996	7.5	7.5	0.2732	2.05	8493	71.9868%	Fecal		CFU/100 mL	200	283.2	86400	-	10,026.3
5439000	9/16/1998	7.5	7.5	0.2732	2.05	8493	71.9868%	Fecal		CFU/100 mL	200	283.2	86400	-	10,026.3
5439000	1/4/1999	7.5	7.5	0.2732	2.05	8493	71.9868%	Fecal		CFU/100 mL	200	283.2	86400	-	10,026.3
5439000	8/19/2000	7.5	7.5	0.2732	2.05	8493	71.9868%	Fecal		CFU/100 mL	200	283.2	86400	-	10,026.3
5439000	9/13/2000	7.5	7.5	0.2732	2.05	8493	71.9868%	Fecal		CFU/100 mL	200	283.2	86400	-	10,026.3
5439000	2/4/2021	7.5	7.5	0.2732	2.05	8493	71.9868%	Fecal		CFU/100 mL	200	283.2	86400	-	10,026.3
5439000	1/5/2005	7.48	7.48	0.2732	2.04	8503	72.0715%	Fecal		CFU/100 mL	200	283.2	86400	-	9,999.6
5439000	6/13/2005	7.48	7.48	0.2732	2.04	8503	72.0715%	Fecal		CFU/100 mL	200	283.2	86400	-	9,999.6
5439000	8/24/2009	7.48	7.48	0.2732	2.04	8503	72.0715%	Fecal		CFU/100 mL	200	283.2	86400	-	9,999.6
5439000	8/5/2011	7.48	7.48	0.2732	2.04	8503	72.0715%	Fecal		CFU/100 mL	200	283.2	86400	-	9,999.6
5439000	8/4/2009	7.47	7.47	0.2732	2.04	8507	72.1054%	Fecal		CFU/100 mL	200	283.2	86400	-	9,986.2
5439000	8/20/2019	7.47	7.47	0.2732	2.04	8507	72.1054%	Fecal		CFU/100 mL	200	283.2	86400	-	9,986.2
5439000	11/24/2007	7.46	7.46	0.2732	2.04	8509	72.1224%	Fecal		CFU/100 mL	200	283.2	86400	-	9,972.9
5439000	1/19/2022	7.46	7.46	0.2732	2.04	8509	72.1224%	Fecal		CFU/100 mL	200	283.2	86400	-	9,972.9
5439000	12/1/2007	7.45	7.45	0.2732	2.04	8511	72.1393%	Fecal		CFU/100 mL	200	283.2	86400	-	9,959.5
5439000	2/10/2022	7.45	7.45	0.2732	2.04	8511	72.1393%	Fecal		CFU/100 mL	200	283.2	86400	-	9,959.5
5439000	8/12/2005	7.44	7.44	0.2732	2.03	8513	72.1563%	Fecal		CFU/100 mL	200	283.2	86400	-	9,946.1
5439000	7/27/2018	7.44	7.44	0.2732	2.03	8513	72.1563%	Fecal		CFU/100 mL	200	283.2	86400	-	9,946.1
5439000	6/13/1994	7.43	7.43	0.2732	2.03	8515	72.1732%	Fecal		CFU/100 mL	200	283.2	86400	-	9,932.8
5439000	8/13/2015	7.43	7.43	0.2732	2.03	8515	72.1732%	Fecal		CFU/100 mL	200	283.2	86400	-	9,932.8
5439000	11/14/2015	7.43	7.43	0.2732	2.03	8515	72.1732%	Fecal		CFU/100 mL	200	283.2	86400	-	9,932.8
5439000	8/23/2010	7.42	7.42	0.2732	2.03	8518	72.1987%	Fecal		CFU/100 mL	200	283.2	86400	-	9,919.4
5439000	8/12/2011	7.42	7.42	0.2732	2.03	8518	72.1987%	Fecal		CFU/100 mL	200	283.2	86400	-	9,919.4
5439000	3/21/2003	7.41	7.41	0.2732	2.02	8520	72.2156%	Fecal		CFU/100 mL	200	283.2	86400	-	9,906.0
5439000	11/12/2014	7.41	7.41	0.2732	2.02	8520	72.2156%	Fecal		CFU/100 mL	200	283.2	86400	-	9,906.0
5439000	7/23/1991	7.4	7.4	0.2732	2.02	8522	72.2326%	Fecal		CFU/100 mL	200	283.2	86400	-	9,892.7
5439000	8/12/1991	7.4	7.4	0.2732	2.02	8522	72.2326%	Fecal		CFU/100 mL	200	283.2	86400	-	9,892.7
5439000	10/8/1991	7.4	7.4	0.2732	2.02	8522	72.2326%	Fecal		CFU/100 mL	200	283.2	86400	-	9,892.7
5439000	7/18/1999	7.4	7.4	0.2732	2.02	8522	72.2326%	Fecal		CFU/100 mL	200	283.2	86400	-	9,892.7
5439000	10/11/1999	7.4	7.4	0.2732	2.02	8522	72.2326%	Fecal		CFU/100 mL	200	283.2	86400	-	9,892.7
5439000	10/16/1999	7.4	7.4	0.2732	2.02	8522	72.2326%	Fecal		CFU/100 mL	200	283.2	86400	-	9,892.7
5439000	12/10/1999	7.4	7.4	0.2732	2.02	8522	72.2326%	Fecal		CFU/100 mL	200	283.2	86400	-	9,892.7
5439000	7/11/2001	7.4	7.4	0.2732	2.02	8522	72.2326%	Fecal		CFU/100 mL	200	283.2	86400	-	9,892.7
5439000	11/25/2007	7.38	7.38	0.2732	2.02	8530	72.3004%	Fecal		CFU/100 mL	200	283.2	86400	-	9,865.9
5439000	11/26/2007	7.38	7.38	0.2732	2.02	8530	72.3004%	Fecal		CFU/100 mL	200	283.2	86400	-	9,865.9
5439000	9/8/2014	7.37	7.37	0.2732	2.01	8532	72.3173%	Fecal		CFU/100 mL	200	283.2	86400	-	9,852.6
5439000	1/10/2015	7.37	7.37	0.2732	2.01	8532	72.3173%	Fecal		CFU/100 mL	200	283.2	86400	-	9,852.6
5439000	6/9/1994	7.36	7.36	0.2732	2.01	8534	72.3343%	Fecal		CFU/100 mL	200	283.2	86400	-	9,839.2
5439000	8/9/2015	7.35	7.35	0.2732	2.01	8535	72.3428%	Fecal		CFU/100 mL	200	283.2	86400	-	9,825.8
5439000	3/29/2006	7.33	7.33	0.2732	2.00	8536	72.3512%	Fecal		CFU/100 mL	200	283.2	86400	-	9,799.1
5439000	8/2/2008	7.33	7.33	0.2732	2.00	8536	72.3512%	Fecal		CFU/100 mL	200	283.2	86400	-	9,799.1
5439000	9/5/2018	7.33	7.33	0.2732	2.00	8536	72.3512%	Fecal		CFU/100 mL	200	283.2	86400	-	9,799.1
5439000	4/9/2003	7.32	7.32	0.2732	2.00	8539	72.3767%	Fecal		CFU/100 mL	200	283.2	86400	-	9,785.7
5439000	1/6/2005	7.32	7.32	0.2732	2.00	8539	72.3767%	Fecal		CFU/100 mL	200	283.2	86400	-	9,785.7
5439000	11/17/2014	7.32	7.32	0.2732	2.00	8539	72.3767%	Fecal		CFU/100 mL	200	283.2	86400	-	9,785.7
5439000	10/25/2007	7.31	7.31	0.2732	2.00	8542	72.4021%	Fecal		CFU/100 mL	200	283.2	86400	-	9,772.3
5439000	7/9/1991	7.3	7.3	0.2732	1.99	8543	72.4106%	Fecal		CFU/100 mL	200	283.2	86400	-	9,759.0
5439000	10/25/1994	7.3	7.3	0.2732	1.99	8543	72.4106%	Fecal		CFU/100 mL	200	283.2	86400	-	9,759.0
5439000	2/24/1996	7.3	7.3	0.2732	1.99	8543	72.4106%	Fecal		CFU/100 mL	200	283.2	86400	-	9,759.0
5439000	3/15/1996	7.3	7.3	0.2732	1.99	8543	72.4106%	Fecal		CFU/100 mL	200	283.2	86400	-	9,759.0
5439000	4/6/1996	7.3	7.3	0.2732	1.99	8543	72.4106%	Fecal		CFU/100 mL	200	283.2	86400	-	9,759.0
5439000	11/7/1996	7.3	7.3	0.2732	1.99	8543	72.4106%	Fecal		CFU/100 mL	200	283.2	86400	-	9,759.0
5439000	8/9/1998	7.3	7.3	0.2732	1.99	8543	72.4106%	Fecal		CFU/100 mL	200	283.2	86400	-	9,759.0
5439000	8/15/2000	7.3	7.3	0.2732	1.99	8543	72.4106%	Fecal		CFU/100 mL	200	283.2	86400	-	9,759.0
5439000	10/25/2011	7.3	7.3	0.2732	1.99	8543	72.4106%	Fecal		CFU/100 mL	200	283.2	86400	-	9,759.0
5439000	5/31/1994	7.29	7.29	0.2732	1.99	8552	72.4869%	Fecal		CFU/100 mL	200	283.2	86400	-	9,745.6
5439000	7/1/2003	7.29	7.29	0.2732	1.99	8552	72.4869%	Fecal		CFU/100 mL	200	283.2	86400	-	9,745.6
5439000	10/27/2010	7.28	7.28	0.2732	1.99	8554	72.5038%	Fecal		CFU/100 mL	200	283.2	86400	-	9,732.2
5439000	10/20/2001	7.26	7.26	0.2732	1.98	8555	72.5123%	Fecal		CFU/100 mL	200	283.2	86400	-	9,705.5
5439000	2/3/2007	7.26	7.26	0.2732	1.98	8555	72.5123%	Fecal		CFU/100 mL	200	283.2	86400	-	9,705.5
5439000	2/4/2007	7.26	7.26	0.2732	1.98	8555	72.5123%	Fecal		CFU/100 mL	200	283.2	86400	-	9,705.5
5439000	2/7/2007	7.26	7.26	0.2732	1.98	8555	72.5123%	Fecal		CFU/100 mL	200	283.2	86400	-	9,705.5
5439000	2/13/2007	7.26	7.26	0.2732	1.98	8555	72.5123%	Fecal		CFU/100 mL	200	283.2	86400	-	9,705.5
5439000	2/15/2007	7.26	7.26	0.2732	1.98	8555	72.5123%	Fecal		CFU/100 mL	200	283.2	86400	-	9,705.5
5439000	12/9/2003	7.25	7.25	0.2732	1.98	8561	72.5631%	Fecal		CFU/100 mL	200	283.2	86400	-	9,692.1
5439000	8/2/2003	7.24	7.24	0.2732	1.98	8562	72.5716%	Fecal		CFU/100 mL	200	283.2	86400	-	9,678.8
5439000	11/27/2007	7.23	7.23	0.2732	1.98	8563	72.5801%	Fecal		CFU/100 mL	200	283.2	86400	-	9,665.4
5439000	11/9/2013	7.22	7.22	0.2732	1.97	8564	72.5886%	Fecal		CFU/100 mL	200	283.2	86400	-	9,652.0
5439000	1/5/2018	7.21	7.21	0.2732	1.97	8565	72.5971%	Fecal		CFU/100 mL	200	283.2	86400	-	9,638.7
5439000	10/3/2000	7.2	7.2	0.2732	1.97	8566	72.6055%	Fecal		CFU/100 mL	200	283.2	86400	-	9,625.3
5439000	1/22/2021	7.2	7.2	0.2732	1.97	8566	72.6055%	Fecal		CFU/100 mL	200	283.2	86400	-	9,625.3
5439000	9/1/2015	7.19	7.19	0.2732	1.96	8568	72.6225%	Fecal		CFU/100 mL	200	283.2	86400	-	9,611.9

Gage ID	Date	Discharge (CFS)	Gage Discharge (less Surrogate NPDES) (CFS)	Watershed Area Ratio	Calculated flow (CFS)	Rank	Flow Exceedance %	Parameter	Results	Units (mg or micro_gram	Limit/Standard	100mL/CF	sec/day	Actual Load (million colonies/day)	Allowable Load (million colonies/day)
5439000	8/31/2018	7.19	7.19	0.2732	1.96	8568	72.6225%	Fecal		CFU/100 mL	200	283.2	86400	-	9,611.9
5439000	2/4/2022	7.19	7.19	0.2732	1.96	8568	72.6225%	Fecal		CFU/100 mL	200	283.2	86400	-	9,611.9
5439000	6/14/2005	7.18	7.18	0.2732	1.96	8571	72.6479%	Fecal		CFU/100 mL	200	283.2	86400	-	9,598.6
5439000	10/31/2006	7.17	7.17	0.2732	1.96	8572	72.6564%	Fecal		CFU/100 mL	200	283.2	86400	-	9,585.2
5439000	9/22/2006	7.16	7.16	0.2732	1.96	8573	72.6649%	Fecal		CFU/100 mL	200	283.2	86400	-	9,571.8
5439000	8/4/1994	7.13	7.13	0.2732	1.95	8574	72.6733%	Fecal		CFU/100 mL	200	283.2	86400	-	9,531.7
5439000	10/21/2011	7.13	7.13	0.2732	1.95	8574	72.6733%	Fecal		CFU/100 mL	200	283.2	86400	-	9,531.7
5439000	9/12/2006	7.11	7.11	0.2732	1.94	8576	72.6903%	Fecal		CFU/100 mL	200	283.2	86400	-	9,505.0
5439000	11/8/2014	7.11	7.11	0.2732	1.94	8576	72.6903%	Fecal		CFU/100 mL	200	283.2	86400	-	9,505.0
5439000	8/11/1991	7.1	7.1	0.2732	1.94	8578	72.7072%	Fecal		CFU/100 mL	200	283.2	86400	-	9,491.6
5439000	8/13/1991	7.1	7.1	0.2732	1.94	8578	72.7072%	Fecal		CFU/100 mL	200	283.2	86400	-	9,491.6
5439000	6/26/1992	7.1	7.1	0.2732	1.94	8578	72.7072%	Fecal		CFU/100 mL	200	283.2	86400	-	9,491.6
5439000	8/7/1992	7.1	7.1	0.2732	1.94	8578	72.7072%	Fecal		CFU/100 mL	200	283.2	86400	-	9,491.6
5439000	4/7/1996	7.1	7.1	0.2732	1.94	8578	72.7072%	Fecal		CFU/100 mL	200	283.2	86400	-	9,491.6
5439000	4/8/1996	7.1	7.1	0.2732	1.94	8578	72.7072%	Fecal		CFU/100 mL	200	283.2	86400	-	9,491.6
5439000	9/14/1996	7.1	7.1	0.2732	1.94	8578	72.7072%	Fecal		CFU/100 mL	200	283.2	86400	-	9,491.6
5439000	12/4/1996	7.1	7.1	0.2732	1.94	8578	72.7072%	Fecal		CFU/100 mL	200	283.2	86400	-	9,491.6
5439000	10/1/2000	7.1	7.1	0.2732	1.94	8578	72.7072%	Fecal		CFU/100 mL	200	283.2	86400	-	9,491.6
5439000	7/28/2013	7.1	7.1	0.2732	1.94	8578	72.7072%	Fecal		CFU/100 mL	200	283.2	86400	-	9,491.6
5439000	1/11/2015	7.1	7.1	0.2732	1.94	8578	72.7072%	Fecal		CFU/100 mL	200	283.2	86400	-	9,491.6
5439000	9/8/2016	7.1	7.1	0.2732	1.94	8578	72.7072%	Fecal		CFU/100 mL	200	283.2	86400	-	9,491.6
5439000	10/21/2012	7.09	7.09	0.2732	1.94	8590	72.8090%	Fecal		CFU/100 mL	200	283.2	86400	-	9,478.2
5439000	11/17/2020	7.09	7.09	0.2732	1.94	8590	72.8090%	Fecal		CFU/100 mL	200	283.2	86400	-	9,478.2
5439000	11/2/2014	7.08	7.08	0.2732	1.93	8592	72.8259%	Fecal		CFU/100 mL	200	283.2	86400	-	9,464.9
5439000	11/22/2014	7.08	7.08	0.2732	1.93	8592	72.8259%	Fecal		CFU/100 mL	200	283.2	86400	-	9,464.9
5439000	8/10/2021	7.08	7.08	0.2732	1.93	8592	72.8259%	Fecal		CFU/100 mL	200	283.2	86400	-	9,464.9
5439000	9/23/2015	7.06	7.06	0.2732	1.93	8595	72.8513%	Fecal		CFU/100 mL	200	283.2	86400	-	9,438.1
5439000	1/13/2021	7.06	7.06	0.2732	1.93	8595	72.8513%	Fecal		CFU/100 mL	200	283.2	86400	-	9,438.1
5439000	1/11/2022	7.06	7.06	0.2732	1.93	8595	72.8513%	Fecal		CFU/100 mL	200	283.2	86400	-	9,438.1
5439000	11/30/2007	7.05	7.05	0.2732	1.93	8598	72.8768%	Fecal		CFU/100 mL	200	283.2	86400	-	9,424.8
5439000	8/21/2017	7.05	7.05	0.2732	1.93	8598	72.8768%	Fecal		CFU/100 mL	200	283.2	86400	-	9,424.8
5439000	7/4/2003	7.03	7.03	0.2732	1.92	8600	72.8937%	Fecal		CFU/100 mL	200	283.2	86400	-	9,398.0
5439000	8/20/1995	7	7	0.2732	1.91	8601	72.9022%	Fecal		CFU/100 mL	200	283.2	86400	-	9,357.9
5439000	4/9/1996	7	7	0.2732	1.91	8601	72.9022%	Fecal		CFU/100 mL	200	283.2	86400	-	9,357.9
5439000	11/1/1996	7	7	0.2732	1.91	8601	72.9022%	Fecal		CFU/100 mL	200	283.2	86400	-	9,357.9
5439000	7/28/1999	7	7	0.2732	1.91	8601	72.9022%	Fecal		CFU/100 mL	200	283.2	86400	-	9,357.9
5439000	12/5/2007	7	7	0.2732	1.91	8601	72.9022%	Fecal		CFU/100 mL	200	283.2	86400	-	9,357.9
5439000	1/12/2015	7	7	0.2732	1.91	8601	72.9022%	Fecal		CFU/100 mL	200	283.2	86400	-	9,357.9
5439000	9/7/2018	7	7	0.2732	1.91	8601	72.9022%	Fecal		CFU/100 mL	200	283.2	86400	-	9,357.9
5439000	9/5/2010	6.99	6.99	0.2732	1.91	8608	72.9615%	Fecal		CFU/100 mL	200	283.2	86400	-	9,344.6
5439000	10/28/2007	6.98	6.98	0.2732	1.91	8609	72.9700%	Fecal		CFU/100 mL	200	283.2	86400	-	9,331.2
5439000	9/15/2014	6.98	6.98	0.2732	1.91	8609	72.9700%	Fecal		CFU/100 mL	200	283.2	86400	-	9,331.2
5439000	8/1/2019	6.98	6.98	0.2732	1.91	8609	72.9700%	Fecal		CFU/100 mL	200	283.2	86400	-	9,331.2
5439000	2/25/2014	6.97	6.97	0.2732	1.90	8612	72.9954%	Fecal		CFU/100 mL	200	283.2	86400	-	9,317.8
5439000	1/8/2022	6.96	6.96	0.2732	1.90	8613	73.0039%	Fecal		CFU/100 mL	200	283.2	86400	-	9,304.4
5439000	10/8/2009	6.95	6.95	0.2732	1.90	8614	73.0124%	Fecal		CFU/100 mL	200	283.2	86400	-	9,291.1
5439000	7/13/2006	6.94	6.94	0.2732	1.90	8615	73.0209%	Fecal		CFU/100 mL	200	283.2	86400	-	9,277.7
5439000	10/12/2011	6.93	6.93	0.2732	1.89	8616	73.0293%	Fecal		CFU/100 mL	200	283.2	86400	-	9,264.3
5439000	6/25/2012	6.91	6.91	0.2732	1.89	8617	73.0378%	Fecal		CFU/100 mL	200	283.2	86400	-	9,237.6
5439000	1/18/2022	6.91	6.91	0.2732	1.89	8617	73.0378%	Fecal		CFU/100 mL	200	283.2	86400	-	9,237.6
5439000	2/5/2022	6.91	6.91	0.2732	1.89	8617	73.0378%	Fecal		CFU/100 mL	200	283.2	86400	-	9,237.6
5439000	10/27/1994	6.9	6.9	0.2732	1.88	8620	73.0632%	Fecal		CFU/100 mL	200	283.2	86400	-	9,224.2
5439000	10/31/1995	6.9	6.9	0.2732	1.88	8620	73.0632%	Fecal		CFU/100 mL	200	283.2	86400	-	9,224.2
5439000	12/3/1996	6.9	6.9	0.2732	1.88	8620	73.0632%	Fecal		CFU/100 mL	200	283.2	86400	-	9,224.2
5439000	7/29/1998	6.9	6.9	0.2732	1.88	8620	73.0632%	Fecal		CFU/100 mL	200	283.2	86400	-	9,224.2
5439000	12/16/1999	6.9	6.9	0.2732	1.88	8620	73.0632%	Fecal		CFU/100 mL	200	283.2	86400	-	9,224.2
5439000	8/6/2002	6.9	6.9	0.2732	1.88	8620	73.0632%	Fecal		CFU/100 mL	200	283.2	86400	-	9,224.2
5439000	8/26/2002	6.89	6.89	0.2732	1.88	8626	73.1141%	Fecal		CFU/100 mL	200	283.2	86400	-	9,210.9
5439000	4/10/2003	6.89	6.89	0.2732	1.88	8626	73.1141%	Fecal		CFU/100 mL	200	283.2	86400	-	9,210.9
5439000	1/13/2015	6.88	6.88	0.2732	1.88	8628	73.1310%	Fecal		CFU/100 mL	200	283.2	86400	-	9,197.5
5439000	1/14/2015	6.88	6.88	0.2732	1.88	8628	73.1310%	Fecal		CFU/100 mL	200	283.2	86400	-	9,197.5
5439000	1/15/2015	6.88	6.88	0.2732	1.88	8628	73.1310%	Fecal		CFU/100 mL	200	283.2	86400	-	9,197.5
5439000	7/26/1994	6.87	6.87	0.2732	1.88	8631	73.1565%	Fecal		CFU/100 mL	200	283.2	86400	-	9,184.1
5439000	7/3/2003	6.87	6.87	0.2732	1.88	8631	73.1565%	Fecal		CFU/100 mL	200	283.2	86400	-	9,184.1
5439000	1/16/2014	6.87	6.87	0.2732	1.88	8631	73.1565%	Fecal		CFU/100 mL	200	283.2	86400	-	9,184.1
5439000	9/11/2019	6.87	6.87	0.2732	1.88	8631	73.1565%	Fecal		CFU/100 mL	200	283.2	86400	-	9,184.1
5439000	7/30/2020	6.87	6.87	0.2732	1.88	8631	73.1565%	Fecal		CFU/100 mL	200	283.2	86400	-	9,184.1
5439000	8/21/2015	6.85	6.85	0.2732	1.87	8636	73.1988%	Fecal		CFU/100 mL	200	283.2	86400	-	9,157.4
5439000	1/19/2021	6.85	6.85	0.2732	1.87	8636	73.1988%	Fecal		CFU/100 mL	200	283.2	86400	-	9,157.4
5439000	8/14/2019	6.84	6.84	0.2732	1.87	8638	73.2158%	Fecal		CFU/100 mL	200	283.2	86400	-	9,144.0
5439000	6/1/1994	6.81	6.81	0.2732	1.86	8639	73.2243%	Fecal		CFU/100 mL	200	283.2	86400	-	9,103.9
5439000	10/3/1990	6.8	6.8	0.2732	1.86	8640	73.2328%	Fecal		CFU/100 mL	200	283.2	86400	-	9,090.6
5439000	11/17/1996	6.8	6.8	0.2732	1.86	8640	73.2328%	Fecal		CFU/100 mL	200	283.2	86400	-	9,090.6
5439000	7/2/2003	6.8	6.8	0.2732	1.86	8640	73.2328%	Fecal		CFU/100 mL	200	283.2	86400	-	9,090.6
5439000	1/21/2021	6.8	6.8	0.2732	1.86	8640	73.2328%	Fecal		CFU/100 mL	200	283.2	86400	-	9,090.6
5439000	2/6/2021	6.8	6.8	0.2732	1.86	8640	73.2328%	Fecal		CFU/100 mL	200	283.2	86400	-	9,090.6
5439000	7/14/2006	6.79	6.79	0.2732	1.85	8645	73.2751%	Fecal		CFU/100 mL	200	283.2	86400	-	9,077.2
5439000	8/15/2011	6.79	6.79	0.2732	1.85	8645	73.2751%	Fecal		CFU/100 mL	200	283.2	86400	-	9,077.2
5439000	10/18/2011	6.79	6.79	0.2732	1.85	8645	73.2751%	Fecal		CFU/100 mL	200	283.2	86400	-	9,077.2
5439000	7/4/2005	6.78	6.78	0.2732	1.85	8648	73.3006%	Fecal		CFU/100 mL	200	283.2	86400	-	9,063.8
5439000	6/7/1994	6.77	6.77	0.2732	1.85	8649	73.3090%	Fecal		CFU/100 mL	200	283.2	86400	-	9,050.4
5439000	7/19/2016	6.76	6.76	0.2732	1.85	8650	73.3175%	Fecal		CFU/100 mL	200	283.2	86400	-	9,037.1
5439000	2/15/2021	6.76	6.76	0.2732	1.85	8650	73.3175%	Fecal		CFU/100 mL	200	283.2	86400	-	9,037.1
5439000	10/2/2002	6.75	6.75	0.2732	1.84	8652	73.3345%	Fecal		CFU/100 mL	200	283.2	86400	-	9,023.7
5439000	1/27/2013	6.75	6.75	0.2732	1.84	8652	73.3345%	Fecal		CFU/100 mL	200	283.2	86400	-	9,023.7
5439000	7/30/2013	6.75	6.75	0.2732	1.84	8652	73.3345%	Fecal		CFU/100 mL	200	283.2	86400	-	9,023.7
5439000	9/12/2009	6.74	6.74	0.2732	1.84	8655	73.3599%	Fecal		CFU/100 mL	200	283.2	86400	-	9,010.3
5439000	10/24/2015	6.73	6.73	0.2732	1.84	8656	73.3684%	Fecal		CFU/100 mL	200	283.2	86400	-	8,997.0
5439000	11/10/2014	6.72	6.72	0.2732	1.84	8657	73.3768%	Fecal		CFU/100 mL	200	283.2	86400	-	8,983.6
5439000	7/9/1992	6.7	6.7	0.2732	1.83	8658	73.3853%	Fecal		CFU/100 mL	200	283.2	86400	-	8,956.9
5439000	8/29/1998	6.7	6.7	0.2732	1.83	8658	73.3853%	Fecal		CFU/100 mL	200	283.2	86400	-	8,956.9
5439000	10/12/1999	6.7	6.7	0.2732	1.83	8658	73.3853%	Fecal		CFU/100 mL	200	283.2	86400	-	8,956.9
5439000	9/29/2000	6.7	6.7	0.2732	1.83	8658	73.3853%	Fecal		CFU/100 mL	200	283.2	86400	-	8,956.9
5439000	7/18/2012	6.7	6.7	0.2732	1.83	8658	73.3853%	Fecal		CFU/100 mL	200	283.2	86400	-	8,956.9
5439000	11/6/2007	6.69	6.69	0.2732	1.83	8663	73.4277%	Fecal		CFU/100 mL	200	283.2	86400	-	8,943.5
5439000	1/7/2021	6.68	6.68	0.2732	1.82	8664	73.4362%	Fecal		CFU/100 mL	200	283.2	86400	-	8,930.1
5439000	9/27/1994	6.67	6.67	0.2732	1.82	8665	73.4447%	Fecal		CFU/100 mL	200	283.2	86400	-	8,916.8
5439000	11/11/2007	6.67	6.67	0.2732	1.82	8665	73.4447%	Fecal		CFU/100 mL	200	283.2	86400	-	8,916.8
5439000	6/15/2005	6.65	6.65	0.2732	1.82	8667	73.4616%	Fecal		CFU/100 mL	200	283.2	86400	-	8,890.0
5439000	10/24/2010	6.65	6.65	0.2732	1.82	8667	73.4616%	Fecal		CFU/100 mL	200	283.2	86400	-	8,890.0
5439000	7/31/2012	6.65	6.65	0.2732	1.82	8667	73.4616%	Fecal		CFU/100 mL	200	283.2	86400	-	8,890.0
5439000	10/31/2007	6.64	6.64	0.2732	1.81	8670	73.4870%	Fecal		CFU/100 mL	200	283.2	86400	-	8,876.7
5439000	11/15/2007	6.64	6.64	0.2732	1.81	8670	73.4870%	Fecal		CFU/100 mL	200	283.2	86400	-	8,876.7
5439000	1/16/2015	6.64	6.64	0.2732	1.81	8670	73.4870%	Fecal		CFU/100 mL	200	283.2	86400	-	8,876.7
5439000	2/6/2022	6.64	6.64	0.2732	1.81	8670	73.4870%	Fecal		CFU/100 mL	200	283.2	86400	-	8,876.7
5439000	6/2/1994	6.63	6.63	0.2732	1.81	8674	73.5209%	Fecal		CFU/100 mL	200	283.2	86400	-	8,863.3
5439000	6/12/1994	6.63	6.63	0.2732	1.81	8674	73.5209%	Fecal		CFU/100 mL	200	283.2	86400	-	8,863.3
5439000	11/2/2013	6.63	6.63	0.2732	1.81	8674	73.5209%	Fecal		CFU/100 mL	200	283.2	86400	-	8,863.3
5439000	8/5/2012	6.62	6.62	0.2732	1.81	8677	73.5464%	Fecal		CFU/100 mL	200	283.2	86400	-	8,849.9
5439000	1/28/2021	6.62	6.62	0.2732	1.81	8677	73.5464%	Fecal		CFU/100 mL	200	283.2	86400	-	8,849.9
5439000	11/9/2007	6.61	6.61	0.2732	1.81	8679	73.5633%	Fecal		CFU/100 mL	200	283.2	86400	-	8,836.5
5439000	11/12/2012	6.61	6.61	0.2732	1.81	8679	73.5633%	Fecal		CFU/100 mL	200	283.2	86400	-	8,836.5
5439000	3/7/2013	6.61	6.61	0.2732	1.81	8679	73.5633%	Fecal		CFU/100 mL	200	283.2	86400	-	8,836.5
5439000	9/13/1990	6.6	6.6	0.2732	1.80	8682	73.5887%	Fecal		CFU/100 mL	200	283.2	86400	-	8,823.2
5439000	6/22/1992	6.6	6.6	0.2732	1.80	8682	73.5887%	Fecal		CFU/100 mL	200	283.2	86400	-	8,823.2
5439000	2/25/1996	6.6	6.6	0.2732	1.80	8682	73.5887%	Fecal		CFU/100 mL	200	283.2	86400	-	8,823.2
5439000	3/22/1996	6.6	6.6	0.2732	1.80	8682	73.5887%	Fecal		CFU/100 mL	200	283.2	86400	-	8,823.2
5439000	4/10/1996	6.6	6.6	0.2732	1.80	8682	73.5887%	Fecal		CFU/100 mL	200	283.2	86400	-	8,823.2
5439000	7/13/1997	6.6	6.6	0.2732	1.80	8682	73.5887%	Fecal		CFU/100 mL	200	283.2	86400	-	8,823.2
5439000	7/14/1997	6.6	6.6	0.2732	1.80	8682	73.5887%	Fecal		CFU/100 mL	200	283.2	86400	-	8,823.2
5439000	7/15/1997	6.6	6.6	0.2732	1.80	8682	73.5887%	Fecal		CFU/100 mL	200	283.2	86400	-	8,823.2
5439000	8/26/1998	6.6	6.6	0.2732	1.80	8682	73.5887%	Fecal		CFU/100 mL	200	283.2	86400	-	8,823.2
5439000	1/5/1999	6.6	6.6	0.2732	1.80	8682	73.5887%	Fecal		CFU/100 mL	200	283.2	86400	-	8,823.2
5439000	12/12/1999	6.6	6.6	0.2732	1.80	8682	73.5887%	Fecal		CFU/100 mL	200	283.2	86400	-	8,823.2
5439000	8/2/2001	6.6	6.6	0.2732	1.80	8682	73.5887%	Fecal		CFU/100 mL	200	283.2	86400	-	8,823.2
5439000	12/19/2004	6.6	6.6	0.2732	1.80	8682	73.5887%	Fecal		CFU/100 mL	200	283.2	86400	-	8,823.2

Gage ID	Date	Discharge (CFS)	Gage Discharge (less Surrogate NPDES) (CFS)	Watershed Area Ratio	Calculated flow (CFS)	Rank	Flow Exceedance %	Parameter	Results	Units (mg or micro_gram	Limit/Standard	100mL/CF	sec/day	Actual Load (million colonies/day)	Allowable Load (million colonies/day)
5439000	8/22/2017	6.59	6.59	0.2732	1.80	8695	73.6989%	Fecal		CFU/100 mL	200	283.2	86400	-	8,809.8
5439000	8/5/2009	6.58	6.58	0.2732	1.80	8696	73.7074%	Fecal		CFU/100 mL	200	283.2	86400	-	8,796.4
5439000	7/24/2012	6.58	6.58	0.2732	1.80	8696	73.7074%	Fecal		CFU/100 mL	200	283.2	86400	-	8,796.4
5439000	11/28/2007	6.57	6.57	0.2732	1.79	8698	73.7244%	Fecal		CFU/100 mL	200	283.2	86400	-	8,783.1
5439000	4/16/2003	6.56	6.56	0.2732	1.79	8699	73.7328%	Fecal		CFU/100 mL	200	283.2	86400	-	8,769.7
5439000	8/16/2015	6.56	6.56	0.2732	1.79	8699	73.7328%	Fecal		CFU/100 mL	200	283.2	86400	-	8,769.7
5439000	10/8/2011	6.55	6.55	0.2732	1.79	8701	73.7498%	Fecal		CFU/100 mL	200	283.2	86400	-	8,756.3
5439000	11/20/2007	6.54	6.54	0.2732	1.79	8702	73.7583%	Fecal		CFU/100 mL	200	283.2	86400	-	8,743.0
5439000	8/24/2010	6.54	6.54	0.2732	1.79	8702	73.7583%	Fecal		CFU/100 mL	200	283.2	86400	-	8,743.0
5439000	10/19/2011	6.54	6.54	0.2732	1.79	8702	73.7583%	Fecal		CFU/100 mL	200	283.2	86400	-	8,743.0
5439000	9/23/1994	6.53	6.53	0.2732	1.78	8705	73.7837%	Fecal		CFU/100 mL	200	283.2	86400	-	8,729.6
5439000	3/26/2006	6.53	6.53	0.2732	1.78	8705	73.7837%	Fecal		CFU/100 mL	200	283.2	86400	-	8,729.6
5439000	11/1/2007	6.52	6.52	0.2732	1.78	8707	73.8006%	Fecal		CFU/100 mL	200	283.2	86400	-	8,716.2
5439000	10/28/2020	6.52	6.52	0.2732	1.78	8707	73.8006%	Fecal		CFU/100 mL	200	283.2	86400	-	8,716.2
5439000	9/9/2008	6.51	6.51	0.2732	1.78	8709	73.8176%	Fecal		CFU/100 mL	200	283.2	86400	-	8,702.9
5439000	3/4/2013	6.51	6.51	0.2732	1.78	8709	73.8176%	Fecal		CFU/100 mL	200	283.2	86400	-	8,702.9
5439000	2/3/2021	6.51	6.51	0.2732	1.78	8709	73.8176%	Fecal		CFU/100 mL	200	283.2	86400	-	8,702.9
5439000	10/20/1995	6.5	6.5	0.2732	1.78	8712	73.8430%	Fecal		CFU/100 mL	200	283.2	86400	-	8,689.5
5439000	2/17/1996	6.5	6.5	0.2732	1.78	8712	73.8430%	Fecal		CFU/100 mL	200	283.2	86400	-	8,689.5
5439000	7/20/1999	6.5	6.5	0.2732	1.78	8712	73.8430%	Fecal		CFU/100 mL	200	283.2	86400	-	8,689.5
5439000	12/11/1999	6.5	6.5	0.2732	1.78	8712	73.8430%	Fecal		CFU/100 mL	200	283.2	86400	-	8,689.5
5439000	12/12/2010	6.5	6.5	0.2732	1.78	8712	73.8430%	Fecal		CFU/100 mL	200	283.2	86400	-	8,689.5
5439000	9/11/2016	6.5	6.5	0.2732	1.78	8712	73.8430%	Fecal		CFU/100 mL	200	283.2	86400	-	8,689.5
5439000	3/28/2003	6.49	6.49	0.2732	1.77	8718	73.8939%	Fecal		CFU/100 mL	200	283.2	86400	-	8,676.1
5439000	11/12/2020	6.49	6.49	0.2732	1.77	8718	73.8939%	Fecal		CFU/100 mL	200	283.2	86400	-	8,676.1
5439000	6/3/1994	6.48	6.48	0.2732	1.77	8720	73.9108%	Fecal		CFU/100 mL	200	283.2	86400	-	8,662.8
5439000	6/5/1994	6.48	6.48	0.2732	1.77	8720	73.9108%	Fecal		CFU/100 mL	200	283.2	86400	-	8,662.8
5439000	9/1/2019	6.48	6.48	0.2732	1.77	8720	73.9108%	Fecal		CFU/100 mL	200	283.2	86400	-	8,662.8
5439000	3/6/2013	6.47	6.47	0.2732	1.77	8723	73.9363%	Fecal		CFU/100 mL	200	283.2	86400	-	8,649.4
5439000	12/27/2010	6.46	6.46	0.2732	1.76	8724	73.9447%	Fecal		CFU/100 mL	200	283.2	86400	-	8,636.0
5439000	2/14/2021	6.46	6.46	0.2732	1.76	8724	73.9447%	Fecal		CFU/100 mL	200	283.2	86400	-	8,636.0
5439000	6/4/1994	6.45	6.45	0.2732	1.76	8726	73.9617%	Fecal		CFU/100 mL	200	283.2	86400	-	8,622.7
5439000	11/5/2007	6.45	6.45	0.2732	1.76	8726	73.9617%	Fecal		CFU/100 mL	200	283.2	86400	-	8,622.7
5439000	2/7/2021	6.45	6.45	0.2732	1.76	8726	73.9617%	Fecal		CFU/100 mL	200	283.2	86400	-	8,622.7
5439000	12/24/2003	6.44	6.44	0.2732	1.76	8729	73.9871%	Fecal		CFU/100 mL	200	283.2	86400	-	8,609.3
5439000	10/7/2016	6.44	6.44	0.2732	1.76	8729	73.9871%	Fecal		CFU/100 mL	200	283.2	86400	-	8,609.3
5439000	1/9/2021	6.44	6.44	0.2732	1.76	8729	73.9871%	Fecal		CFU/100 mL	200	283.2	86400	-	8,609.3
5439000	2/13/2021	6.44	6.44	0.2732	1.76	8729	73.9871%	Fecal		CFU/100 mL	200	283.2	86400	-	8,609.3
5439000	2/12/2021	6.43	6.43	0.2732	1.76	8733	74.0210%	Fecal		CFU/100 mL	200	283.2	86400	-	8,595.9
5439000	8/3/2021	6.43	6.43	0.2732	1.76	8733	74.0210%	Fecal		CFU/100 mL	200	283.2	86400	-	8,595.9
5439000	1/17/2022	6.42	6.42	0.2732	1.75	8735	74.0380%	Fecal		CFU/100 mL	200	283.2	86400	-	8,582.5
5439000	1/17/2015	6.41	6.41	0.2732	1.75	8736	74.0464%	Fecal		CFU/100 mL	200	283.2	86400	-	8,569.2
5439000	9/26/2016	6.41	6.41	0.2732	1.75	8736	74.0464%	Fecal		CFU/100 mL	200	283.2	86400	-	8,569.2
5439000	2/10/2021	6.41	6.41	0.2732	1.75	8736	74.0464%	Fecal		CFU/100 mL	200	283.2	86400	-	8,569.2
5439000	11/2/2021	6.41	6.41	0.2732	1.75	8736	74.0464%	Fecal		CFU/100 mL	200	283.2	86400	-	8,569.2
5439000	2/9/2022	6.41	6.41	0.2732	1.75	8736	74.0464%	Fecal		CFU/100 mL	200	283.2	86400	-	8,569.2
5439000	9/15/1990	6.4	6.4	0.2732	1.75	8741	74.0888%	Fecal		CFU/100 mL	200	283.2	86400	-	8,555.8
5439000	9/15/1996	6.4	6.4	0.2732	1.75	8741	74.0888%	Fecal		CFU/100 mL	200	283.2	86400	-	8,555.8
5439000	12/6/2007	6.4	6.4	0.2732	1.75	8741	74.0888%	Fecal		CFU/100 mL	200	283.2	86400	-	8,555.8
5439000	2/9/2021	6.4	6.4	0.2732	1.75	8741	74.0888%	Fecal		CFU/100 mL	200	283.2	86400	-	8,555.8
5439000	2/11/2021	6.4	6.4	0.2732	1.75	8741	74.0888%	Fecal		CFU/100 mL	200	283.2	86400	-	8,555.8
5439000	9/15/2020	6.39	6.39	0.2732	1.75	8746	74.1312%	Fecal		CFU/100 mL	200	283.2	86400	-	8,542.4
5439000	2/8/2021	6.39	6.39	0.2732	1.75	8746	74.1312%	Fecal		CFU/100 mL	200	283.2	86400	-	8,542.4
5439000	9/28/1994	6.38	6.38	0.2732	1.74	8748	74.1482%	Fecal		CFU/100 mL	200	283.2	86400	-	8,529.1
5439000	6/6/1994	6.37	6.37	0.2732	1.74	8749	74.1566%	Fecal		CFU/100 mL	200	283.2	86400	-	8,515.7
5439000	11/2/2011	6.37	6.37	0.2732	1.74	8749	74.1566%	Fecal		CFU/100 mL	200	283.2	86400	-	8,515.7
5439000	11/15/2006	6.36	6.36	0.2732	1.74	8751	74.1736%	Fecal		CFU/100 mL	200	283.2	86400	-	8,502.3
5439000	8/28/2019	6.36	6.36	0.2732	1.74	8751	74.1736%	Fecal		CFU/100 mL	200	283.2	86400	-	8,502.3
5439000	2/1/2006	6.35	6.35	0.2732	1.73	8753	74.1905%	Fecal		CFU/100 mL	200	283.2	86400	-	8,489.0
5439000	1/8/2021	6.35	6.35	0.2732	1.73	8753	74.1905%	Fecal		CFU/100 mL	200	283.2	86400	-	8,489.0
5439000	4/6/2003	6.34	6.34	0.2732	1.73	8755	74.2075%	Fecal		CFU/100 mL	200	283.2	86400	-	8,475.6
5439000	9/13/2006	6.34	6.34	0.2732	1.73	8755	74.2075%	Fecal		CFU/100 mL	200	283.2	86400	-	8,475.6
5439000	7/28/2018	6.34	6.34	0.2732	1.73	8755	74.2075%	Fecal		CFU/100 mL	200	283.2	86400	-	8,475.6
5439000	1/12/2022	6.34	6.34	0.2732	1.73	8755	74.2075%	Fecal		CFU/100 mL	200	283.2	86400	-	8,475.6
5439000	7/14/2002	6.32	6.32	0.2732	1.73	8759	74.2414%	Fecal		CFU/100 mL	200	283.2	86400	-	8,448.9
5439000	8/6/2016	6.32	6.32	0.2732	1.73	8759	74.2414%	Fecal		CFU/100 mL	200	283.2	86400	-	8,448.9
5439000	11/23/2010	6.31	6.31	0.2732	1.72	8761	74.2583%	Fecal		CFU/100 mL	200	283.2	86400	-	8,435.5
5439000	8/29/2017	6.31	6.31	0.2732	1.72	8761	74.2583%	Fecal		CFU/100 mL	200	283.2	86400	-	8,435.5
5439000	2/7/2022	6.31	6.31	0.2732	1.72	8761	74.2583%	Fecal		CFU/100 mL	200	283.2	86400	-	8,435.5
5439000	1/1/1990	6.3	6.3	0.2732	1.72	8764	74.2838%	Fecal		CFU/100 mL	200	283.2	86400	-	8,422.1
5439000	9/23/1990	6.3	6.3	0.2732	1.72	8764	74.2838%	Fecal		CFU/100 mL	200	283.2	86400	-	8,422.1
5439000	10/25/1991	6.3	6.3	0.2732	1.72	8764	74.2838%	Fecal		CFU/100 mL	200	283.2	86400	-	8,422.1
5439000	6/27/1992	6.3	6.3	0.2732	1.72	8764	74.2838%	Fecal		CFU/100 mL	200	283.2	86400	-	8,422.1
5439000	10/28/1994	6.3	6.3	0.2732	1.72	8764	74.2838%	Fecal		CFU/100 mL	200	283.2	86400	-	8,422.1
5439000	8/3/1995	6.3	6.3	0.2732	1.72	8764	74.2838%	Fecal		CFU/100 mL	200	283.2	86400	-	8,422.1
5439000	3/16/1996	6.3	6.3	0.2732	1.72	8764	74.2838%	Fecal		CFU/100 mL	200	283.2	86400	-	8,422.1
5439000	9/30/1996	6.3	6.3	0.2732	1.72	8764	74.2838%	Fecal		CFU/100 mL	200	283.2	86400	-	8,422.1
5439000	7/21/1997	6.3	6.3	0.2732	1.72	8764	74.2838%	Fecal		CFU/100 mL	200	283.2	86400	-	8,422.1
5439000	10/13/1999	6.3	6.3	0.2732	1.72	8764	74.2838%	Fecal		CFU/100 mL	200	283.2	86400	-	8,422.1
5439000	12/14/1999	6.3	6.3	0.2732	1.72	8764	74.2838%	Fecal		CFU/100 mL	200	283.2	86400	-	8,422.1
5439000	9/16/2000	6.3	6.3	0.2732	1.72	8764	74.2838%	Fecal		CFU/100 mL	200	283.2	86400	-	8,422.1
5439000	7/12/2001	6.3	6.3	0.2732	1.72	8764	74.2838%	Fecal		CFU/100 mL	200	283.2	86400	-	8,422.1
5439000	1/8/2005	6.3	6.3	0.2732	1.72	8764	74.2838%	Fecal		CFU/100 mL	200	283.2	86400	-	8,422.1
5439000	3/30/2006	6.3	6.3	0.2732	1.72	8764	74.2838%	Fecal		CFU/100 mL	200	283.2	86400	-	8,422.1
5439000	1/18/2015	6.3	6.3	0.2732	1.72	8764	74.2838%	Fecal		CFU/100 mL	200	283.2	86400	-	8,422.1
5439000	8/3/2016	6.3	6.3	0.2732	1.72	8764	74.2838%	Fecal		CFU/100 mL	200	283.2	86400	-	8,422.1
5439000	11/18/2020	6.3	6.3	0.2732	1.72	8764	74.2838%	Fecal		CFU/100 mL	200	283.2	86400	-	8,422.1
5439000	11/26/2021	6.3	6.3	0.2732	1.72	8764	74.2838%	Fecal		CFU/100 mL	200	283.2	86400	-	8,422.1
5439000	11/12/2007	6.29	6.29	0.2732	1.72	8783	74.4448%	Fecal		CFU/100 mL	200	283.2	86400	-	8,408.8
5439000	10/16/2016	6.29	6.29	0.2732	1.72	8783	74.4448%	Fecal		CFU/100 mL	200	283.2	86400	-	8,408.8
5439000	2/8/2022	6.29	6.29	0.2732	1.72	8783	74.4448%	Fecal		CFU/100 mL	200	283.2	86400	-	8,408.8
5439000	1/10/2005	6.28	6.28	0.2732	1.72	8786	74.4702%	Fecal		CFU/100 mL	200	283.2	86400	-	8,395.4
5439000	8/8/2008	6.28	6.28	0.2732	1.72	8786	74.4702%	Fecal		CFU/100 mL	200	283.2	86400	-	8,395.4
5439000	11/27/2021	6.28	6.28	0.2732	1.72	8786	74.4702%	Fecal		CFU/100 mL	200	283.2	86400	-	8,395.4
5439000	10/26/2011	6.27	6.27	0.2732	1.71	8789	74.4957%	Fecal		CFU/100 mL	200	283.2	86400	-	8,382.0
5439000	8/15/2014	6.27	6.27	0.2732	1.71	8789	74.4957%	Fecal		CFU/100 mL	200	283.2	86400	-	8,382.0
5439000	7/18/2003	6.26	6.26	0.2732	1.71	8791	74.5126%	Fecal		CFU/100 mL	200	283.2	86400	-	8,368.7
5439000	2/2/2009	6.26	6.26	0.2732	1.71	8791	74.5126%	Fecal		CFU/100 mL	200	283.2	86400	-	8,368.7
5439000	6/29/2012	6.26	6.26	0.2732	1.71	8791	74.5126%	Fecal		CFU/100 mL	200	283.2	86400	-	8,368.7
5439000	3/5/2013	6.25	6.25	0.2732	1.71	8794	74.5381%	Fecal		CFU/100 mL	200	283.2	86400	-	8,355.3
5439000	10/30/2007	6.23	6.23	0.2732	1.70	8795	74.5465%	Fecal		CFU/100 mL	200	283.2	86400	-	8,328.5
5439000	9/2/2018	6.23	6.23	0.2732	1.70	8795	74.5465%	Fecal		CFU/100 mL	200	283.2	86400	-	8,328.5
5439000	1/19/2015	6.22	6.22	0.2732	1.70	8797	74.5635%	Fecal		CFU/100 mL	200	283.2	86400	-	8,315.2
5439000	9/14/1990	6.2	6.2	0.2732	1.69	8798	74.5720%	Fecal		CFU/100 mL	200	283.2	86400	-	8,288.4
5439000	9/16/1990	6.2	6.2	0.2732	1.69	8798	74.5720%	Fecal		CFU/100 mL	200	283.2	86400	-	8,288.4
5439000	9/16/1991	6.2	6.2	0.2732	1.69	8798	74.5720%	Fecal		CFU/100 mL	200	283.2	86400	-	8,288.4
5439000	1/30/1996	6.2	6.2	0.2732	1.69	8798	74.5720%	Fecal		CFU/100 mL	200	283.2	86400	-	8,288.4
5439000	7/25/1997	6.2	6.2	0.2732	1.69	8798	74.5720%	Fecal		CFU/100 mL	200	283.2	86400	-	8,288.4
5439000	11/2/2003	6.2	6.2	0.2732	1.69	8798	74.5720%	Fecal		CFU/100 mL	200	283.2	86400	-	8,288.4
5439000	7/21/2006	6.19	6.19	0.2732	1.69	8804	74.6228%	Fecal		CFU/100 mL	200	283.2	86400	-	8,275.1
5439000	12/1/2010	6.19	6.19	0.2732	1.69	8804	74.6228%	Fecal		CFU/100 mL	200	283.2	86400	-	8,275.1
5439000	8/13/2021	6.19	6.19	0.2732	1.69	8804	74.6228%	Fecal		CFU/100 mL	200	283.2	86400	-	8,275.1
5439000	11/22/2010	6.16	6.16	0.2732	1.68	8807	74.6482%	Fecal		CFU/100 mL	200	283.2	86400	-	8,235.0
5439000	7/29/2013	6.16	6.16	0.2732	1.68	8807	74.6482%	Fecal		CFU/100 mL	200	283.2	86400	-	8,235.0
5439000	8/27/2014	6.16	6.16	0.2732	1.68	8807	74.6482%	Fecal		CFU/100 mL	200	283.2	86400	-	8,235.0
5439000	1/10/2021	6.16	6.16	0.2732	1.68	8807	74.6482%	Fecal		CFU/100 mL	200	283.2	86400	-	8,235.0
5439000	1/7/2022	6.16	6.16	0.2732	1.68	8807	74.6482%	Fecal		CFU/100 mL	200	283.2	86400	-	8,235.0
5439000	4/15/2003	6.15	6.15	0.2732	1.68	8812	74.6906%	Fecal		CFU/100 mL	200	283.2	86400	-	8,221.6
5439000	6/26/2012	6.15	6.15	0.2732	1.68	8812	74.6906%	Fecal		CFU/100 mL	200	283.2	86400	-	8,221.6
5439000	7/31/2020	6.15	6.15	0.2732	1.68	8812	74.6906%	Fecal		CFU/100 mL	200	283.2	86400	-	8,221.6
5439000	11/13/2021	6.15	6.15	0.2732	1.68	8812	74.6906%	Fecal		CFU/100 mL	200	283.2	86400	-	8,221.6
5439000	11/4/2007	6.14	6.14	0.2732	1.68	8816	74.7245%	Fecal		CFU/100 mL	200	283.2	86400	-	8,208.2
5439000	11/20/2013	6.11	6.11	0.2732	1.67	8817	74.7330%	Fecal		CFU/100 mL	200	283.2	86400	-	8,168.1
5439000	10/8/2016	6.11	6.11	0.2732	1.67	8817	74.7330%	Fecal		CFU/100 mL	200	283.2	86400	-	8,168.1
5439000	1/23/2021	6.11	6.11	0.2732	1.67	8817	74.7330%	Fecal		CFU/100 mL	200	283.2	86400	-	8,168.1
5439000	7/10/1991	6.1	6.1	0.2732	1.67	8820	74.7584%	Fecal		CFU/100 mL	200	283.2	86400	-	8,154.8

Gage ID	Date	Discharge (CFS)	Gage Discharge (less Surrogate NPDES) (CFS)	Watershed Area Ratio	Calculated flow (CFS)	Rank	Flow Exceedance %	Parameter	Results	Units (mg or micro_gram	Limit/Standard	100mL/CF	sec/day	Actual Load (million colonies/day)	Allowable Load (million colonies/day)
5439000	11/14/1991	6.1	6.1	0.2732	1.67	8820	74.7584%	Fecal		CFU/100 mL	200	283.2	86400	-	8,154.8
5439000	8/9/1992	6.1	6.1	0.2732	1.67	8820	74.7584%	Fecal		CFU/100 mL	200	283.2	86400	-	8,154.8
5439000	10/28/1995	6.1	6.1	0.2732	1.67	8820	74.7584%	Fecal		CFU/100 mL	200	283.2	86400	-	8,154.8
5439000	10/17/1996	6.1	6.1	0.2732	1.67	8820	74.7584%	Fecal		CFU/100 mL	200	283.2	86400	-	8,154.8
5439000	10/23/1999	6.1	6.1	0.2732	1.67	8820	74.7584%	Fecal		CFU/100 mL	200	283.2	86400	-	8,154.8
5439000	9/26/2001	6.1	6.1	0.2732	1.67	8820	74.7584%	Fecal		CFU/100 mL	200	283.2	86400	-	8,154.8
5439000	7/30/2018	6.1	6.1	0.2732	1.67	8820	74.7584%	Fecal		CFU/100 mL	200	283.2	86400	-	8,154.8
5439000	8/2/2019	6.1	6.1	0.2732	1.67	8820	74.7584%	Fecal		CFU/100 mL	200	283.2	86400	-	8,154.8
5439000	9/21/2009	6.09	6.09	0.2732	1.66	8829	74.8347%	Fecal		CFU/100 mL	200	283.2	86400	-	8,141.4
5439000	11/15/2015	6.09	6.09	0.2732	1.66	8829	74.8347%	Fecal		CFU/100 mL	200	283.2	86400	-	8,141.4
5439000	8/18/2005	6.08	6.08	0.2732	1.66	8831	74.8517%	Fecal		CFU/100 mL	200	283.2	86400	-	8,128.0
5439000	3/27/2006	6.08	6.08	0.2732	1.66	8831	74.8517%	Fecal		CFU/100 mL	200	283.2	86400	-	8,128.0
5439000	8/12/2009	6.08	6.08	0.2732	1.66	8831	74.8517%	Fecal		CFU/100 mL	200	283.2	86400	-	8,128.0
5439000	10/29/2020	6.06	6.06	0.2732	1.66	8834	74.8771%	Fecal		CFU/100 mL	200	283.2	86400	-	8,101.3
5439000	12/14/2021	6.06	6.06	0.2732	1.66	8834	74.8771%	Fecal		CFU/100 mL	200	283.2	86400	-	8,101.3
5439000	10/6/2014	6.05	6.05	0.2732	1.65	8836	74.8940%	Fecal		CFU/100 mL	200	283.2	86400	-	8,087.9
5439000	8/25/2009	6.04	6.04	0.2732	1.65	8837	74.9025%	Fecal		CFU/100 mL	200	283.2	86400	-	8,074.5
5439000	12/30/2003	6.03	6.03	0.2732	1.65	8838	74.9110%	Fecal		CFU/100 mL	200	283.2	86400	-	8,061.2
5439000	11/13/2020	6.03	6.03	0.2732	1.65	8838	74.9110%	Fecal		CFU/100 mL	200	283.2	86400	-	8,061.2
5439000	9/6/2010	6.01	6.01	0.2732	1.64	8840	74.9280%	Fecal		CFU/100 mL	200	283.2	86400	-	8,034.4
5439000	9/12/1991	6	6	0.2732	1.64	8841	74.9364%	Fecal		CFU/100 mL	200	283.2	86400	-	8,021.1
5439000	10/3/1991	6	6	0.2732	1.64	8841	74.9364%	Fecal		CFU/100 mL	200	283.2	86400	-	8,021.1
5439000	6/10/1994	6	6	0.2732	1.64	8841	74.9364%	Fecal		CFU/100 mL	200	283.2	86400	-	8,021.1
5439000	10/7/1994	6	6	0.2732	1.64	8841	74.9364%	Fecal		CFU/100 mL	200	283.2	86400	-	8,021.1
5439000	3/17/1996	6	6	0.2732	1.64	8841	74.9364%	Fecal		CFU/100 mL	200	283.2	86400	-	8,021.1
5439000	3/23/1996	6	6	0.2732	1.64	8841	74.9364%	Fecal		CFU/100 mL	200	283.2	86400	-	8,021.1
5439000	9/16/1996	6	6	0.2732	1.64	8841	74.9364%	Fecal		CFU/100 mL	200	283.2	86400	-	8,021.1
5439000	9/17/1996	6	6	0.2732	1.64	8841	74.9364%	Fecal		CFU/100 mL	200	283.2	86400	-	8,021.1
5439000	9/20/1996	6	6	0.2732	1.64	8841	74.9364%	Fecal		CFU/100 mL	200	283.2	86400	-	8,021.1
5439000	11/5/1996	6	6	0.2732	1.64	8841	74.9364%	Fecal		CFU/100 mL	200	283.2	86400	-	8,021.1
5439000	11/6/1996	6	6	0.2732	1.64	8841	74.9364%	Fecal		CFU/100 mL	200	283.2	86400	-	8,021.1
5439000	10/26/1997	6	6	0.2732	1.64	8841	74.9364%	Fecal		CFU/100 mL	200	283.2	86400	-	8,021.1
5439000	10/2/1998	6	6	0.2732	1.64	8841	74.9364%	Fecal		CFU/100 mL	200	283.2	86400	-	8,021.1
5439000	10/19/1999	6	6	0.2732	1.64	8841	74.9364%	Fecal		CFU/100 mL	200	283.2	86400	-	8,021.1
5439000	12/13/1999	6	6	0.2732	1.64	8841	74.9364%	Fecal		CFU/100 mL	200	283.2	86400	-	8,021.1
5439000	1/10/2000	6	6	0.2732	1.64	8841	74.9364%	Fecal		CFU/100 mL	200	283.2	86400	-	8,021.1
5439000	2/21/2000	6	6	0.2732	1.64	8841	74.9364%	Fecal		CFU/100 mL	200	283.2	86400	-	8,021.1
5439000	9/30/2000	6	6	0.2732	1.64	8841	74.9364%	Fecal		CFU/100 mL	200	283.2	86400	-	8,021.1
5439000	7/13/2001	6	6	0.2732	1.64	8841	74.9364%	Fecal		CFU/100 mL	200	283.2	86400	-	8,021.1
5439000	12/7/2007	6	6	0.2732	1.64	8841	74.9364%	Fecal		CFU/100 mL	200	283.2	86400	-	8,021.1
5439000	11/14/2020	6	6	0.2732	1.64	8841	74.9364%	Fecal		CFU/100 mL	200	283.2	86400	-	8,021.1
5439000	11/2/2007	5.99	5.99	0.2732	1.64	8862	75.1144%	Fecal		CFU/100 mL	200	283.2	86400	-	8,007.7
5439000	7/31/2013	5.99	5.99	0.2732	1.64	8862	75.1144%	Fecal		CFU/100 mL	200	283.2	86400	-	8,007.7
5439000	1/20/2015	5.98	5.98	0.2732	1.63	8864	75.1314%	Fecal		CFU/100 mL	200	283.2	86400	-	7,994.3
5439000	8/27/1994	5.97	5.97	0.2732	1.63	8865	75.1399%	Fecal		CFU/100 mL	200	283.2	86400	-	7,981.0
5439000	7/27/1994	5.96	5.96	0.2732	1.63	8866	75.1483%	Fecal		CFU/100 mL	200	283.2	86400	-	7,967.6
5439000	11/10/2007	5.96	5.96	0.2732	1.63	8866	75.1483%	Fecal		CFU/100 mL	200	283.2	86400	-	7,967.6
5439000	7/2/2012	5.96	5.96	0.2732	1.63	8866	75.1483%	Fecal		CFU/100 mL	200	283.2	86400	-	7,967.6
5439000	1/27/2021	5.96	5.96	0.2732	1.63	8866	75.1483%	Fecal		CFU/100 mL	200	283.2	86400	-	7,967.6
5439000	6/11/1994	5.95	5.95	0.2732	1.63	8870	75.1822%	Fecal		CFU/100 mL	200	283.2	86400	-	7,954.2
5439000	11/13/2007	5.95	5.95	0.2732	1.63	8870	75.1822%	Fecal		CFU/100 mL	200	283.2	86400	-	7,954.2
5439000	8/12/2016	5.94	5.94	0.2732	1.62	8872	75.1992%	Fecal		CFU/100 mL	200	283.2	86400	-	7,940.9
5439000	1/16/2022	5.94	5.94	0.2732	1.62	8872	75.1992%	Fecal		CFU/100 mL	200	283.2	86400	-	7,940.9
5439000	8/1/2020	5.93	5.93	0.2732	1.62	8874	75.2161%	Fecal		CFU/100 mL	200	283.2	86400	-	7,927.5
5439000	10/24/2012	5.92	5.92	0.2732	1.62	8875	75.2246%	Fecal		CFU/100 mL	200	283.2	86400	-	7,914.1
5439000	10/30/2020	5.92	5.92	0.2732	1.62	8875	75.2246%	Fecal		CFU/100 mL	200	283.2	86400	-	7,914.1
5439000	11/16/2015	5.91	5.91	0.2732	1.61	8877	75.2416%	Fecal		CFU/100 mL	200	283.2	86400	-	7,900.8
5439000	9/19/1990	5.9	5.9	0.2732	1.61	8878	75.2500%	Fecal		CFU/100 mL	200	283.2	86400	-	7,887.4
5439000	10/4/1990	5.9	5.9	0.2732	1.61	8878	75.2500%	Fecal		CFU/100 mL	200	283.2	86400	-	7,887.4
5439000	10/8/1990	5.9	5.9	0.2732	1.61	8878	75.2500%	Fecal		CFU/100 mL	200	283.2	86400	-	7,887.4
5439000	6/30/1992	5.9	5.9	0.2732	1.61	8878	75.2500%	Fecal		CFU/100 mL	200	283.2	86400	-	7,887.4
5439000	10/29/1995	5.9	5.9	0.2732	1.61	8878	75.2500%	Fecal		CFU/100 mL	200	283.2	86400	-	7,887.4
5439000	10/8/1998	5.9	5.9	0.2732	1.61	8878	75.2500%	Fecal		CFU/100 mL	200	283.2	86400	-	7,887.4
5439000	1/9/2005	5.9	5.9	0.2732	1.61	8878	75.2500%	Fecal		CFU/100 mL	200	283.2	86400	-	7,887.4
5439000	11/1/2006	5.9	5.9	0.2732	1.61	8878	75.2500%	Fecal		CFU/100 mL	200	283.2	86400	-	7,887.4
5439000	11/3/2007	5.9	5.9	0.2732	1.61	8878	75.2500%	Fecal		CFU/100 mL	200	283.2	86400	-	7,887.4
5439000	12/30/2004	5.89	5.89	0.2732	1.61	8887	75.3263%	Fecal		CFU/100 mL	200	283.2	86400	-	7,874.0
5439000	11/14/2007	5.89	5.89	0.2732	1.61	8887	75.3263%	Fecal		CFU/100 mL	200	283.2	86400	-	7,874.0
5439000	4/13/2003	5.88	5.88	0.2732	1.61	8889	75.3433%	Fecal		CFU/100 mL	200	283.2	86400	-	7,860.7
5439000	4/14/2003	5.88	5.88	0.2732	1.61	8889	75.3433%	Fecal		CFU/100 mL	200	283.2	86400	-	7,860.7
5439000	12/19/2002	5.87	5.87	0.2732	1.60	8891	75.3602%	Fecal		CFU/100 mL	200	283.2	86400	-	7,847.3
5439000	8/26/2016	5.87	5.87	0.2732	1.60	8891	75.3602%	Fecal		CFU/100 mL	200	283.2	86400	-	7,847.3
5439000	10/25/2010	5.86	5.86	0.2732	1.60	8893	75.3772%	Fecal		CFU/100 mL	200	283.2	86400	-	7,833.9
5439000	10/11/2011	5.86	5.86	0.2732	1.60	8893	75.3772%	Fecal		CFU/100 mL	200	283.2	86400	-	7,833.9
5439000	10/27/2011	5.86	5.86	0.2732	1.60	8893	75.3772%	Fecal		CFU/100 mL	200	283.2	86400	-	7,833.9
5439000	11/19/2020	5.86	5.86	0.2732	1.60	8893	75.3772%	Fecal		CFU/100 mL	200	283.2	86400	-	7,833.9
5439000	4/12/2003	5.85	5.85	0.2732	1.60	8897	75.4111%	Fecal		CFU/100 mL	200	283.2	86400	-	7,820.5
5439000	10/16/2012	5.85	5.85	0.2732	1.60	8897	75.4111%	Fecal		CFU/100 mL	200	283.2	86400	-	7,820.5
5439000	7/20/2016	5.85	5.85	0.2732	1.60	8897	75.4111%	Fecal		CFU/100 mL	200	283.2	86400	-	7,820.5
5439000	9/9/2016	5.85	5.85	0.2732	1.60	8897	75.4111%	Fecal		CFU/100 mL	200	283.2	86400	-	7,820.5
5439000	7/29/2018	5.85	5.85	0.2732	1.60	8897	75.4111%	Fecal		CFU/100 mL	200	283.2	86400	-	7,820.5
5439000	7/19/2003	5.83	5.83	0.2732	1.59	8902	75.4535%	Fecal		CFU/100 mL	200	283.2	86400	-	7,793.8
5439000	11/16/2006	5.83	5.83	0.2732	1.59	8902	75.4535%	Fecal		CFU/100 mL	200	283.2	86400	-	7,793.8
5439000	11/21/2013	5.81	5.81	0.2732	1.59	8904	75.4704%	Fecal		CFU/100 mL	200	283.2	86400	-	7,767.1
5439000	8/7/1991	5.8	5.8	0.2732	1.58	8905	75.4789%	Fecal		CFU/100 mL	200	283.2	86400	-	7,753.7
5439000	8/30/1991	5.8	5.8	0.2732	1.58	8905	75.4789%	Fecal		CFU/100 mL	200	283.2	86400	-	7,753.7
5439000	7/1/1992	5.8	5.8	0.2732	1.58	8905	75.4789%	Fecal		CFU/100 mL	200	283.2	86400	-	7,753.7
5439000	11/2/1996	5.8	5.8	0.2732	1.58	8905	75.4789%	Fecal		CFU/100 mL	200	283.2	86400	-	7,753.7
5439000	12/7/1996	5.8	5.8	0.2732	1.58	8905	75.4789%	Fecal		CFU/100 mL	200	283.2	86400	-	7,753.7
5439000	10/17/1999	5.8	5.8	0.2732	1.58	8905	75.4789%	Fecal		CFU/100 mL	200	283.2	86400	-	7,753.7
5439000	8/16/2000	5.8	5.8	0.2732	1.58	8905	75.4789%	Fecal		CFU/100 mL	200	283.2	86400	-	7,753.7
5439000	9/20/2000	5.8	5.8	0.2732	1.58	8905	75.4789%	Fecal		CFU/100 mL	200	283.2	86400	-	7,753.7
5439000	12/20/2004	5.8	5.8	0.2732	1.58	8905	75.4789%	Fecal		CFU/100 mL	200	283.2	86400	-	7,753.7
5439000	12/31/2003	5.79	5.79	0.2732	1.58	8914	75.5552%	Fecal		CFU/100 mL	200	283.2	86400	-	7,740.3
5439000	6/16/2005	5.79	5.79	0.2732	1.58	8914	75.5552%	Fecal		CFU/100 mL	200	283.2	86400	-	7,740.3
5439000	8/4/2021	5.78	5.78	0.2732	1.58	8916	75.5721%	Fecal		CFU/100 mL	200	283.2	86400	-	7,727.0
5439000	12/29/2021	5.78	5.78	0.2732	1.58	8916	75.5721%	Fecal		CFU/100 mL	200	283.2	86400	-	7,727.0
5439000	10/7/2011	5.77	5.77	0.2732	1.58	8918	75.5891%	Fecal		CFU/100 mL	200	283.2	86400	-	7,713.6
5439000	1/21/2015	5.77	5.77	0.2732	1.58	8918	75.5891%	Fecal		CFU/100 mL	200	283.2	86400	-	7,713.6
5439000	11/7/2007	5.75	5.75	0.2732	1.57	8920	75.6060%	Fecal		CFU/100 mL	200	283.2	86400	-	7,686.9
5439000	9/20/2009	5.75	5.75	0.2732	1.57	8920	75.6060%	Fecal		CFU/100 mL	200	283.2	86400	-	7,686.9
5439000	11/20/2021	5.75	5.75	0.2732	1.57	8920	75.6060%	Fecal		CFU/100 mL	200	283.2	86400	-	7,686.9
5439000	10/17/2016	5.74	5.74	0.2732	1.57	8923	75.6315%	Fecal		CFU/100 mL	200	283.2	86400	-	7,673.5
5439000	11/8/2020	5.74	5.74	0.2732	1.57	8923	75.6315%	Fecal		CFU/100 mL	200	283.2	86400	-	7,673.5
5439000	7/24/2004	5.73	5.73	0.2732	1.57	8925	75.6484%	Fecal		CFU/100 mL	200	283.2	86400	-	7,660.1
5439000	11/8/2007	5.73	5.73	0.2732	1.57	8925	75.6484%	Fecal		CFU/100 mL	200	283.2	86400	-	7,660.1
5439000	10/23/2011	5.73	5.73	0.2732	1.57	8925	75.6484%	Fecal		CFU/100 mL	200	283.2	86400	-	7,660.1
5439000	12/30/2021	5.72	5.72	0.2732	1.56	8928	75.6738%	Fecal		CFU/100 mL	200	283.2	86400	-	7,646.8
5439000	8/25/1994	5.71	5.71	0.2732	1.56	8929	75.6823%	Fecal		CFU/100 mL	200	283.2	86400	-	7,633.4
5439000	8/31/2014	5.71	5.71	0.2732	1.56	8929	75.6823%	Fecal		CFU/100 mL	200	283.2	86400	-	7,633.4
5439000	7/11/1991	5.7	5.7	0.2732	1.56	8931	75.6993%	Fecal		CFU/100 mL	200	283.2	86400	-	7,620.0
5439000	10/9/1991	5.7	5.7	0.2732	1.56	8931	75.6993%	Fecal		CFU/100 mL	200	283.2	86400	-	7,620.0
5439000	11/10/1991	5.7	5.7	0.2732	1.56	8931	75.6993%	Fecal		CFU/100 mL	200	283.2	86400	-	7,620.0
5439000	10/1/1996	5.7	5.7	0.2732	1.56	8931	75.6993%	Fecal		CFU/100 mL	200	283.2	86400	-	7,620.0
5439000	10/19/1996	5.7	5.7	0.2732	1.56	8931	75.6993%	Fecal		CFU/100 mL	200	283.2	86400	-	7,620.0
5439000	7/19/1997	5.7	5.7	0.2732	1.56	8931	75.6993%	Fecal		CFU/100 mL	200	283.2	86400	-	7,620.0
5439000	8/19/1997	5.7	5.7	0.2732	1.56	8931	75.6993%	Fecal		CFU/100 mL	200	283.2	86400	-	7,620.0
5439000	10/28/1997	5.7	5.7	0.2732	1.56	8931	75.6993%	Fecal		CFU/100 mL	200	283.2	86400	-	7,620.0
5439000	8/9/2008	5.7	5.7	0.2732	1.56	8931	75.6993%	Fecal		CFU/100 mL	200	283.2	86400	-	7,620.0
5439000	6/30/2012	5.69	5.69	0.2732	1.55	8940	75.7756%	Fecal		CFU/100 mL	200	283.2	86400	-	7,606.7
5439000	9/12/2015	5.68	5.68	0.2732	1.55	8941	75.7840%	Fecal		CFU/100 mL	200	283.2	86400	-	7,593.3
5439000	7/28/1994	5.67	5.67	0.2732	1.55	8942	75.7925%	Fecal		CFU/100 mL	200	283.2	86400	-	7,579.9
5439000	10/29/2007	5.67	5.67	0.2732	1.55	8942	75.7925%	Fecal		CFU/100 mL	200	283.2	86400	-	7,579.9
5439000	9/20/2016	5.66	5.66	0.2732	1.55	8944	75.8095%	Fecal		CFU/100 mL	200	283.2	86400	-	7,566.5
5439000	6/17/2005	5.65	5.65	0.2732	1.54	8945	75.8179%	Fecal		CFU/100 mL	200	283.2	86400	-	7,553.2
5439000	11/18/2007	5.65	5.65	0.2732	1.54	8945	75.8179%	Fecal		CFU/100 mL	200	283.2	86400	-	7,553.2

Gage ID	Date	Discharge (CFS)	Gage Discharge (less Surrogate NPDES) (CFS)	Watershed Area Ratio	Calculated flow (CFS)	Rank	Flow Exceedance %	Parameter	Results	Units (mg or micro_gram	Limit/Standard	100mL/CF	sec/day	Actual Load (million colonies/day)	Allowable Load (million colonies/day)
5439000	9/10/2016	5.65	5.65	0.2732	1.54	8945	75.8179%	Fecal		CFU/100 mL	200	283.2	86400	-	7,553.2
5439000	11/3/2021	5.64	5.64	0.2732	1.54	8948	75.8434%	Fecal		CFU/100 mL	200	283.2	86400	-	7,539.8
5439000	4/11/2003	5.63	5.63	0.2732	1.54	8949	75.8518%	Fecal		CFU/100 mL	200	283.2	86400	-	7,526.4
5439000	12/25/2003	5.63	5.63	0.2732	1.54	8949	75.8518%	Fecal		CFU/100 mL	200	283.2	86400	-	7,526.4
5439000	8/3/2004	5.63	5.63	0.2732	1.54	8949	75.8518%	Fecal		CFU/100 mL	200	283.2	86400	-	7,526.4
5439000	8/23/2017	5.63	5.63	0.2732	1.54	8949	75.8518%	Fecal		CFU/100 mL	200	283.2	86400	-	7,526.4
5439000	8/28/2014	5.62	5.62	0.2732	1.54	8953	75.8857%	Fecal		CFU/100 mL	200	283.2	86400	-	7,513.1
5439000	10/7/2021	5.62	5.62	0.2732	1.54	8953	75.8857%	Fecal		CFU/100 mL	200	283.2	86400	-	7,513.1
5439000	1/15/2022	5.62	5.62	0.2732	1.54	8953	75.8857%	Fecal		CFU/100 mL	200	283.2	86400	-	7,513.1
5439000	9/1/2014	5.61	5.61	0.2732	1.53	8956	75.9112%	Fecal		CFU/100 mL	200	283.2	86400	-	7,499.7
5439000	11/11/1991	5.6	5.6	0.2732	1.53	8957	75.9196%	Fecal		CFU/100 mL	200	283.2	86400	-	7,486.3
5439000	3/18/1996	5.6	5.6	0.2732	1.53	8957	75.9196%	Fecal		CFU/100 mL	200	283.2	86400	-	7,486.3
5439000	12/5/1996	5.6	5.6	0.2732	1.53	8957	75.9196%	Fecal		CFU/100 mL	200	283.2	86400	-	7,486.3
5439000	7/16/1997	5.6	5.6	0.2732	1.53	8957	75.9196%	Fecal		CFU/100 mL	200	283.2	86400	-	7,486.3
5439000	7/29/1999	5.6	5.6	0.2732	1.53	8957	75.9196%	Fecal		CFU/100 mL	200	283.2	86400	-	7,486.3
5439000	10/22/1999	5.6	5.6	0.2732	1.53	8957	75.9196%	Fecal		CFU/100 mL	200	283.2	86400	-	7,486.3
5439000	12/17/1999	5.6	5.6	0.2732	1.53	8957	75.9196%	Fecal		CFU/100 mL	200	283.2	86400	-	7,486.3
5439000	12/20/1999	5.6	5.6	0.2732	1.53	8957	75.9196%	Fecal		CFU/100 mL	200	283.2	86400	-	7,486.3
5439000	8/20/2000	5.6	5.6	0.2732	1.53	8957	75.9196%	Fecal		CFU/100 mL	200	283.2	86400	-	7,486.3
5439000	9/15/2000	5.6	5.6	0.2732	1.53	8957	75.9196%	Fecal		CFU/100 mL	200	283.2	86400	-	7,486.3
5439000	9/18/2001	5.6	5.6	0.2732	1.53	8957	75.9196%	Fecal		CFU/100 mL	200	283.2	86400	-	7,486.3
5439000	12/8/2007	5.6	5.6	0.2732	1.53	8957	75.9196%	Fecal		CFU/100 mL	200	283.2	86400	-	7,486.3
5439000	8/16/2012	5.6	5.6	0.2732	1.53	8957	75.9196%	Fecal		CFU/100 mL	200	283.2	86400	-	7,486.3
5439000	8/16/2014	5.6	5.6	0.2732	1.53	8957	75.9196%	Fecal		CFU/100 mL	200	283.2	86400	-	7,486.3
5439000	3/9/2015	5.59	5.59	0.2732	1.53	8971	76.0383%	Fecal		CFU/100 mL	200	283.2	86400	-	7,473.0
5439000	11/4/2021	5.59	5.59	0.2732	1.53	8971	76.0383%	Fecal		CFU/100 mL	200	283.2	86400	-	7,473.0
5439000	1/13/2022	5.59	5.59	0.2732	1.53	8971	76.0383%	Fecal		CFU/100 mL	200	283.2	86400	-	7,473.0
5439000	8/6/2009	5.58	5.58	0.2732	1.52	8974	76.0637%	Fecal		CFU/100 mL	200	283.2	86400	-	7,459.6
5439000	9/2/2013	5.57	5.57	0.2732	1.52	8975	76.0722%	Fecal		CFU/100 mL	200	283.2	86400	-	7,446.2
5439000	8/4/2019	5.55	5.55	0.2732	1.52	8976	76.0807%	Fecal		CFU/100 mL	200	283.2	86400	-	7,419.5
5439000	1/3/2006	5.53	5.53	0.2732	1.51	8977	76.0892%	Fecal		CFU/100 mL	200	283.2	86400	-	7,392.8
5439000	8/25/2010	5.53	5.53	0.2732	1.51	8977	76.0892%	Fecal		CFU/100 mL	200	283.2	86400	-	7,392.8
5439000	1/22/2015	5.53	5.53	0.2732	1.51	8977	76.0892%	Fecal		CFU/100 mL	200	283.2	86400	-	7,392.8
5439000	10/18/2016	5.52	5.52	0.2732	1.51	8980	76.1146%	Fecal		CFU/100 mL	200	283.2	86400	-	7,379.4
5439000	10/31/2020	5.51	5.51	0.2732	1.51	8981	76.1231%	Fecal		CFU/100 mL	200	283.2	86400	-	7,366.0
5439000	11/12/2021	5.51	5.51	0.2732	1.51	8981	76.1231%	Fecal		CFU/100 mL	200	283.2	86400	-	7,366.0
5439000	11/25/2021	5.51	5.51	0.2732	1.51	8981	76.1231%	Fecal		CFU/100 mL	200	283.2	86400	-	7,366.0
5439000	7/14/1991	5.5	5.5	0.2732	1.50	8984	76.1485%	Fecal		CFU/100 mL	200	283.2	86400	-	7,352.7
5439000	8/9/1991	5.5	5.5	0.2732	1.50	8984	76.1485%	Fecal		CFU/100 mL	200	283.2	86400	-	7,352.7
5439000	6/28/1992	5.5	5.5	0.2732	1.50	8984	76.1485%	Fecal		CFU/100 mL	200	283.2	86400	-	7,352.7
5439000	6/29/1992	5.5	5.5	0.2732	1.50	8984	76.1485%	Fecal		CFU/100 mL	200	283.2	86400	-	7,352.7
5439000	7/30/1995	5.5	5.5	0.2732	1.50	8984	76.1485%	Fecal		CFU/100 mL	200	283.2	86400	-	7,352.7
5439000	10/8/1995	5.5	5.5	0.2732	1.50	8984	76.1485%	Fecal		CFU/100 mL	200	283.2	86400	-	7,352.7
5439000	10/22/1996	5.5	5.5	0.2732	1.50	8984	76.1485%	Fecal		CFU/100 mL	200	283.2	86400	-	7,352.7
5439000	10/18/1999	5.5	5.5	0.2732	1.50	8984	76.1485%	Fecal		CFU/100 mL	200	283.2	86400	-	7,352.7
5439000	12/4/1999	5.5	5.5	0.2732	1.50	8984	76.1485%	Fecal		CFU/100 mL	200	283.2	86400	-	7,352.7
5439000	12/21/1999	5.5	5.5	0.2732	1.50	8984	76.1485%	Fecal		CFU/100 mL	200	283.2	86400	-	7,352.7
5439000	7/14/2001	5.5	5.5	0.2732	1.50	8984	76.1485%	Fecal		CFU/100 mL	200	283.2	86400	-	7,352.7
5439000	9/23/2009	5.5	5.5	0.2732	1.50	8984	76.1485%	Fecal		CFU/100 mL	200	283.2	86400	-	7,352.7
5439000	1/23/2015	5.48	5.48	0.2732	1.50	8996	76.2502%	Fecal		CFU/100 mL	200	283.2	86400	-	7,325.9
5439000	12/28/2021	5.48	5.48	0.2732	1.50	8996	76.2502%	Fecal		CFU/100 mL	200	283.2	86400	-	7,325.9
5439000	11/20/2020	5.47	5.47	0.2732	1.49	8998	76.2672%	Fecal		CFU/100 mL	200	283.2	86400	-	7,312.5
5439000	11/17/2007	5.46	5.46	0.2732	1.49	8999	76.2756%	Fecal		CFU/100 mL	200	283.2	86400	-	7,299.2
5439000	8/11/2008	5.46	5.46	0.2732	1.49	8999	76.2756%	Fecal		CFU/100 mL	200	283.2	86400	-	7,299.2
5439000	11/13/2014	5.46	5.46	0.2732	1.49	8999	76.2756%	Fecal		CFU/100 mL	200	283.2	86400	-	7,299.2
5439000	11/19/2007	5.45	5.45	0.2732	1.49	9002	76.3011%	Fecal		CFU/100 mL	200	283.2	86400	-	7,285.8
5439000	10/10/2011	5.45	5.45	0.2732	1.49	9002	76.3011%	Fecal		CFU/100 mL	200	283.2	86400	-	7,285.8
5439000	10/31/2011	5.45	5.45	0.2732	1.49	9002	76.3011%	Fecal		CFU/100 mL	200	283.2	86400	-	7,285.8
5439000	2/5/2007	5.44	5.44	0.2732	1.49	9005	76.3265%	Fecal		CFU/100 mL	200	283.2	86400	-	7,272.4
5439000	9/2/2015	5.44	5.44	0.2732	1.49	9005	76.3265%	Fecal		CFU/100 mL	200	283.2	86400	-	7,272.4
5439000	1/30/2021	5.44	5.44	0.2732	1.49	9005	76.3265%	Fecal		CFU/100 mL	200	283.2	86400	-	7,272.4
5439000	8/22/2015	5.42	5.42	0.2732	1.48	9008	76.3519%	Fecal		CFU/100 mL	200	283.2	86400	-	7,245.7
5439000	8/3/2008	5.41	5.41	0.2732	1.48	9009	76.3604%	Fecal		CFU/100 mL	200	283.2	86400	-	7,232.3
5439000	11/9/1991	5.4	5.4	0.2732	1.48	9010	76.3689%	Fecal		CFU/100 mL	200	283.2	86400	-	7,219.0
5439000	3/21/1996	5.4	5.4	0.2732	1.48	9010	76.3689%	Fecal		CFU/100 mL	200	283.2	86400	-	7,219.0
5439000	12/6/1996	5.4	5.4	0.2732	1.48	9010	76.3689%	Fecal		CFU/100 mL	200	283.2	86400	-	7,219.0
5439000	12/9/1996	5.4	5.4	0.2732	1.48	9010	76.3689%	Fecal		CFU/100 mL	200	283.2	86400	-	7,219.0
5439000	8/10/1998	5.4	5.4	0.2732	1.48	9010	76.3689%	Fecal		CFU/100 mL	200	283.2	86400	-	7,219.0
5439000	7/30/1999	5.4	5.4	0.2732	1.48	9010	76.3689%	Fecal		CFU/100 mL	200	283.2	86400	-	7,219.0
5439000	1/11/2000	5.4	5.4	0.2732	1.48	9010	76.3689%	Fecal		CFU/100 mL	200	283.2	86400	-	7,219.0
5439000	10/2/2000	5.4	5.4	0.2732	1.48	9010	76.3689%	Fecal		CFU/100 mL	200	283.2	86400	-	7,219.0
5439000	9/13/2009	5.39	5.39	0.2732	1.47	9018	76.4367%	Fecal		CFU/100 mL	200	283.2	86400	-	7,205.6
5439000	2/6/2013	5.39	5.39	0.2732	1.47	9018	76.4367%	Fecal		CFU/100 mL	200	283.2	86400	-	7,205.6
5439000	1/24/2015	5.39	5.39	0.2732	1.47	9018	76.4367%	Fecal		CFU/100 mL	200	283.2	86400	-	7,205.6
5439000	1/25/2015	5.39	5.39	0.2732	1.47	9018	76.4367%	Fecal		CFU/100 mL	200	283.2	86400	-	7,205.6
5439000	1/26/2015	5.39	5.39	0.2732	1.47	9018	76.4367%	Fecal		CFU/100 mL	200	283.2	86400	-	7,205.6
5439000	1/27/2015	5.39	5.39	0.2732	1.47	9018	76.4367%	Fecal		CFU/100 mL	200	283.2	86400	-	7,205.6
5439000	1/28/2015	5.39	5.39	0.2732	1.47	9018	76.4367%	Fecal		CFU/100 mL	200	283.2	86400	-	7,205.6
5439000	11/16/2007	5.38	5.38	0.2732	1.47	9025	76.4960%	Fecal		CFU/100 mL	200	283.2	86400	-	7,192.2
5439000	2/26/2014	5.38	5.38	0.2732	1.47	9025	76.4960%	Fecal		CFU/100 mL	200	283.2	86400	-	7,192.2
5439000	6/27/2012	5.37	5.37	0.2732	1.47	9027	76.5130%	Fecal		CFU/100 mL	200	283.2	86400	-	7,178.9
5439000	8/17/2015	5.37	5.37	0.2732	1.47	9027	76.5130%	Fecal		CFU/100 mL	200	283.2	86400	-	7,178.9
5439000	1/8/2018	5.37	5.37	0.2732	1.47	9027	76.5130%	Fecal		CFU/100 mL	200	283.2	86400	-	7,178.9
5439000	1/14/2022	5.37	5.37	0.2732	1.47	9027	76.5130%	Fecal		CFU/100 mL	200	283.2	86400	-	7,178.9
5439000	8/5/2004	5.36	5.36	0.2732	1.46	9031	76.5469%	Fecal		CFU/100 mL	200	283.2	86400	-	7,165.5
5439000	10/9/2011	5.36	5.36	0.2732	1.46	9031	76.5469%	Fecal		CFU/100 mL	200	283.2	86400	-	7,165.5
5439000	11/16/2014	5.36	5.36	0.2732	1.46	9031	76.5469%	Fecal		CFU/100 mL	200	283.2	86400	-	7,165.5
5439000	10/9/2016	5.36	5.36	0.2732	1.46	9031	76.5469%	Fecal		CFU/100 mL	200	283.2	86400	-	7,165.5
5439000	1/29/2021	5.36	5.36	0.2732	1.46	9031	76.5469%	Fecal		CFU/100 mL	200	283.2	86400	-	7,165.5
5439000	12/26/2010	5.35	5.35	0.2732	1.46	9036	76.5893%	Fecal		CFU/100 mL	200	283.2	86400	-	7,152.1
5439000	11/10/2013	5.35	5.35	0.2732	1.46	9036	76.5893%	Fecal		CFU/100 mL	200	283.2	86400	-	7,152.1
5439000	3/9/2014	5.34	5.34	0.2732	1.46	9038	76.6062%	Fecal		CFU/100 mL	200	283.2	86400	-	7,138.8
5439000	1/25/2021	5.34	5.34	0.2732	1.46	9038	76.6062%	Fecal		CFU/100 mL	200	283.2	86400	-	7,138.8
5439000	1/29/2015	5.32	5.32	0.2732	1.45	9040	76.6232%	Fecal		CFU/100 mL	200	283.2	86400	-	7,112.0
5439000	8/4/2012	5.31	5.31	0.2732	1.45	9041	76.6316%	Fecal		CFU/100 mL	200	283.2	86400	-	7,098.7
5439000	12/16/2021	5.31	5.31	0.2732	1.45	9041	76.6316%	Fecal		CFU/100 mL	200	283.2	86400	-	7,098.7
5439000	9/17/1990	5.3	5.3	0.2732	1.45	9043	76.6486%	Fecal		CFU/100 mL	200	283.2	86400	-	7,085.3
5439000	7/10/1992	5.3	5.3	0.2732	1.45	9043	76.6486%	Fecal		CFU/100 mL	200	283.2	86400	-	7,085.3
5439000	8/30/1992	5.3	5.3	0.2732	1.45	9043	76.6486%	Fecal		CFU/100 mL	200	283.2	86400	-	7,085.3
5439000	3/19/1996	5.3	5.3	0.2732	1.45	9043	76.6486%	Fecal		CFU/100 mL	200	283.2	86400	-	7,085.3
5439000	11/18/2014	5.3	5.3	0.2732	1.45	9043	76.6486%	Fecal		CFU/100 mL	200	283.2	86400	-	7,085.3
5439000	8/11/2020	5.3	5.3	0.2732	1.45	9043	76.6486%	Fecal		CFU/100 mL	200	283.2	86400	-	7,085.3
5439000	11/5/2020	5.3	5.3	0.2732	1.45	9043	76.6486%	Fecal		CFU/100 mL	200	283.2	86400	-	7,085.3
5439000	1/6/2022	5.3	5.3	0.2732	1.45	9043	76.6486%	Fecal		CFU/100 mL	200	283.2	86400	-	7,085.3
5439000	7/15/2002	5.29	5.29	0.2732	1.45	9051	76.7164%	Fecal		CFU/100 mL	200	283.2	86400	-	7,071.9
5439000	11/17/2006	5.29	5.29	0.2732	1.45	9051	76.7164%	Fecal		CFU/100 mL	200	283.2	86400	-	7,071.9
5439000	1/30/2015	5.29	5.29	0.2732	1.45	9051	76.7164%	Fecal		CFU/100 mL	200	283.2	86400	-	7,071.9
5439000	1/31/2015	5.29	5.29	0.2732	1.45	9051	76.7164%	Fecal		CFU/100 mL	200	283.2	86400	-	7,071.9
5439000	2/1/2015	5.29	5.29	0.2732	1.45	9051	76.7164%	Fecal		CFU/100 mL	200	283.2	86400	-	7,071.9
5439000	9/27/2016	5.29	5.29	0.2732	1.45	9051	76.7164%	Fecal		CFU/100 mL	200	283.2	86400	-	7,071.9
5439000	9/1/2010	5.28	5.28	0.2732	1.44	9057	76.7672%	Fecal		CFU/100 mL	200	283.2	86400	-	7,058.5
5439000	9/28/2020	5.28	5.28	0.2732	1.44	9057	76.7672%	Fecal		CFU/100 mL	200	283.2	86400	-	7,058.5
5439000	11/1/2020	5.28	5.28	0.2732	1.44	9057	76.7672%	Fecal		CFU/100 mL	200	283.2	86400	-	7,058.5
5439000	10/12/2016	5.27	5.27	0.2732	1.44	9060	76.7927%	Fecal		CFU/100 mL	200	283.2	86400	-	7,045.2
5439000	8/21/2019	5.27	5.27	0.2732	1.44	9060	76.7927%	Fecal		CFU/100 mL	200	283.2	86400	-	7,045.2
5439000	10/22/2011	5.25	5.25	0.2732	1.43	9062	76.8096%	Fecal		CFU/100 mL	200	283.2	86400	-	7,018.4
5439000	4/2/2003	5.23	5.23	0.2732	1.43	9063	76.8181%	Fecal		CFU/100 mL	200	283.2	86400	-	6,991.7
5439000	10/13/2016	5.23	5.23	0.2732	1.43	9063	76.8181%	Fecal		CFU/100 mL	200	283.2	86400	-	6,991.7
5439000	1/13/2004	5.22	5.22	0.2732	1.43	9065	76.8351%	Fecal		CFU/100 mL	200	283.2	86400	-	6,978.3
5439000	7/15/2006	5.22	5.22	0.2732	1.43	9065	76.8351%	Fecal		CFU/100 mL	200	283.2	86400	-	6,978.3
5439000	1/6/2018	5.22	5.22	0.2732	1.43	9065	76.8351%	Fecal		CFU/100 mL	200	283.2	86400	-	6,978.3
5439000	8/30/1994	5.21	5.21	0.2732	1.42	9068	76.8605%	Fecal		CFU/100 mL	200	283.2	86400	-	6,965.0
5439000	4/20/2003	5.21	5.21	0.2732	1.42	9068	76.8605%	Fecal		CFU/100 mL	200	283.2	86400	-	6,965.0
5439000	6/18/2005	5.21	5.21	0.2732	1.42	9068	76.8605%	Fecal		CFU/100 mL	200	283.2	86400	-	6,965.0
5439000	11/2/2006	5.21	5.21	0.2732	1.42	9068	76.8605%	Fecal		CFU/100 mL	200	283.2	86400	-	6,965.0
5439000	2/2/2015	5.21	5.21	0.2732	1.42	9068	76.8605%	Fecal		CFU/100 mL	200	283.2	86400	-	6,965.0

Gage ID	Date	Discharge (CFS)	Gage Discharge (less Surrogate NPDES) (CFS)	Watershed Area Ratio	Calculated flow (CFS)	Rank	Flow Exceedance %	Parameter	Results	Units (mg or micro_gram	Limit/Standard	100mL/CF	sec/day	Actual Load (million colonies/day)	Allowable Load (million colonies/day)
5439000	12/15/2021	5.21	5.21	0.2732	1.42	9068	76.8605%	Fecal		CFU/100 mL	200	283.2	86400	-	6,965.0
5439000	7/18/1991	5.2	5.2	0.2732	1.42	9074	76.9113%	Fecal		CFU/100 mL	200	283.2	86400	-	6,951.6
5439000	8/10/1991	5.2	5.2	0.2732	1.42	9074	76.9113%	Fecal		CFU/100 mL	200	283.2	86400	-	6,951.6
5439000	11/12/1991	5.2	5.2	0.2732	1.42	9074	76.9113%	Fecal		CFU/100 mL	200	283.2	86400	-	6,951.6
5439000	11/3/1996	5.2	5.2	0.2732	1.42	9074	76.9113%	Fecal		CFU/100 mL	200	283.2	86400	-	6,951.6
5439000	9/3/1998	5.2	5.2	0.2732	1.42	9074	76.9113%	Fecal		CFU/100 mL	200	283.2	86400	-	6,951.6
5439000	9/30/1998	5.2	5.2	0.2732	1.42	9074	76.9113%	Fecal		CFU/100 mL	200	283.2	86400	-	6,951.6
5439000	12/9/2007	5.2	5.2	0.2732	1.42	9074	76.9113%	Fecal		CFU/100 mL	200	283.2	86400	-	6,951.6
5439000	8/8/2018	5.2	5.2	0.2732	1.42	9074	76.9113%	Fecal		CFU/100 mL	200	283.2	86400	-	6,951.6
5439000	12/31/2021	5.19	5.19	0.2732	1.42	9082	76.9791%	Fecal		CFU/100 mL	200	283.2	86400	-	6,938.2
5439000	9/9/2014	5.17	5.17	0.2732	1.41	9083	76.9876%	Fecal		CFU/100 mL	200	283.2	86400	-	6,911.5
5439000	8/27/2002	5.16	5.16	0.2732	1.41	9084	76.9961%	Fecal		CFU/100 mL	200	283.2	86400	-	6,898.1
5439000	10/23/2006	5.16	5.16	0.2732	1.41	9084	76.9961%	Fecal		CFU/100 mL	200	283.2	86400	-	6,898.1
5439000	7/21/2012	5.16	5.16	0.2732	1.41	9084	76.9961%	Fecal		CFU/100 mL	200	283.2	86400	-	6,898.1
5439000	8/12/2013	5.16	5.16	0.2732	1.41	9084	76.9961%	Fecal		CFU/100 mL	200	283.2	86400	-	6,898.1
5439000	2/1/2021	5.16	5.16	0.2732	1.41	9084	76.9961%	Fecal		CFU/100 mL	200	283.2	86400	-	6,898.1
5439000	8/6/2021	5.16	5.16	0.2732	1.41	9084	76.9961%	Fecal		CFU/100 mL	200	283.2	86400	-	6,898.1
5439000	9/10/1994	5.15	5.15	0.2732	1.41	9090	77.0470%	Fecal		CFU/100 mL	200	283.2	86400	-	6,884.8
5439000	8/5/2021	5.14	5.14	0.2732	1.40	9091	77.0554%	Fecal		CFU/100 mL	200	283.2	86400	-	6,871.4
5439000	10/10/2016	5.13	5.13	0.2732	1.40	9092	77.0639%	Fecal		CFU/100 mL	200	283.2	86400	-	6,858.0
5439000	8/15/2019	5.13	5.13	0.2732	1.40	9092	77.0639%	Fecal		CFU/100 mL	200	283.2	86400	-	6,858.0
5439000	11/21/2020	5.13	5.13	0.2732	1.40	9092	77.0639%	Fecal		CFU/100 mL	200	283.2	86400	-	6,858.0
5439000	8/20/2014	5.11	5.11	0.2732	1.40	9095	77.0893%	Fecal		CFU/100 mL	200	283.2	86400	-	6,831.3
5439000	2/3/2015	5.11	5.11	0.2732	1.40	9095	77.0893%	Fecal		CFU/100 mL	200	283.2	86400	-	6,831.3
5439000	9/12/2016	5.11	5.11	0.2732	1.40	9095	77.0893%	Fecal		CFU/100 mL	200	283.2	86400	-	6,831.3
5439000	10/1/2016	5.11	5.11	0.2732	1.40	9095	77.0893%	Fecal		CFU/100 mL	200	283.2	86400	-	6,831.3
5439000	8/31/1991	5.1	5.1	0.2732	1.39	9099	77.1232%	Fecal		CFU/100 mL	200	283.2	86400	-	6,817.9
5439000	9/8/1995	5.1	5.1	0.2732	1.39	9099	77.1232%	Fecal		CFU/100 mL	200	283.2	86400	-	6,817.9
5439000	11/4/1996	5.1	5.1	0.2732	1.39	9099	77.1232%	Fecal		CFU/100 mL	200	283.2	86400	-	6,817.9
5439000	7/30/1998	5.1	5.1	0.2732	1.39	9099	77.1232%	Fecal		CFU/100 mL	200	283.2	86400	-	6,817.9
5439000	12/18/1999	5.1	5.1	0.2732	1.39	9099	77.1232%	Fecal		CFU/100 mL	200	283.2	86400	-	6,817.9
5439000	12/19/1999	5.1	5.1	0.2732	1.39	9099	77.1232%	Fecal		CFU/100 mL	200	283.2	86400	-	6,817.9
5439000	9/16/2020	5.1	5.1	0.2732	1.39	9099	77.1232%	Fecal		CFU/100 mL	200	283.2	86400	-	6,817.9
5439000	10/10/2001	5.09	5.09	0.2732	1.39	9106	77.1826%	Fecal		CFU/100 mL	200	283.2	86400	-	6,804.5
5439000	11/18/2006	5.09	5.09	0.2732	1.39	9106	77.1826%	Fecal		CFU/100 mL	200	283.2	86400	-	6,804.5
5439000	9/28/2016	5.09	5.09	0.2732	1.39	9106	77.1826%	Fecal		CFU/100 mL	200	283.2	86400	-	6,804.5
5439000	11/21/2021	5.09	5.09	0.2732	1.39	9106	77.1826%	Fecal		CFU/100 mL	200	283.2	86400	-	6,804.5
5439000	12/1/2021	5.08	5.08	0.2732	1.39	9110	77.2165%	Fecal		CFU/100 mL	200	283.2	86400	-	6,791.2
5439000	11/23/2021	5.07	5.07	0.2732	1.39	9111	77.2250%	Fecal		CFU/100 mL	200	283.2	86400	-	6,777.8
5439000	11/19/2021	5.06	5.06	0.2732	1.38	9112	77.2334%	Fecal		CFU/100 mL	200	283.2	86400	-	6,764.4
5439000	11/9/2020	5.05	5.05	0.2732	1.38	9113	77.2419%	Fecal		CFU/100 mL	200	283.2	86400	-	6,751.1
5439000	10/20/2016	5.04	5.04	0.2732	1.38	9114	77.2504%	Fecal		CFU/100 mL	200	283.2	86400	-	6,737.7
5439000	9/8/2018	5.04	5.04	0.2732	1.38	9114	77.2504%	Fecal		CFU/100 mL	200	283.2	86400	-	6,737.7
5439000	1/26/2021	5.03	5.03	0.2732	1.37	9116	77.2673%	Fecal		CFU/100 mL	200	283.2	86400	-	6,724.3
5439000	2/2/2021	5.03	5.03	0.2732	1.37	9116	77.2673%	Fecal		CFU/100 mL	200	283.2	86400	-	6,724.3
5439000	8/14/2021	5.03	5.03	0.2732	1.37	9116	77.2673%	Fecal		CFU/100 mL	200	283.2	86400	-	6,724.3
5439000	10/5/2002	5.02	5.02	0.2732	1.37	9119	77.2928%	Fecal		CFU/100 mL	200	283.2	86400	-	6,711.0
5439000	2/4/2015	5.02	5.02	0.2732	1.37	9119	77.2928%	Fecal		CFU/100 mL	200	283.2	86400	-	6,711.0
5439000	2/5/2015	5.02	5.02	0.2732	1.37	9119	77.2928%	Fecal		CFU/100 mL	200	283.2	86400	-	6,711.0
5439000	2/6/2015	5.01	5.01	0.2732	1.37	9122	77.3182%	Fecal		CFU/100 mL	200	283.2	86400	-	6,697.6
5439000	10/19/2016	5.01	5.01	0.2732	1.37	9122	77.3182%	Fecal		CFU/100 mL	200	283.2	86400	-	6,697.6
5439000	9/20/1990	5	5	0.2732	1.37	9124	77.3351%	Fecal		CFU/100 mL	200	283.2	86400	-	6,684.2
5439000	9/24/1990	5	5	0.2732	1.37	9124	77.3351%	Fecal		CFU/100 mL	200	283.2	86400	-	6,684.2
5439000	7/15/1991	5	5	0.2732	1.37	9124	77.3351%	Fecal		CFU/100 mL	200	283.2	86400	-	6,684.2
5439000	9/6/1991	5	5	0.2732	1.37	9124	77.3351%	Fecal		CFU/100 mL	200	283.2	86400	-	6,684.2
5439000	8/2/1995	5	5	0.2732	1.37	9124	77.3351%	Fecal		CFU/100 mL	200	283.2	86400	-	6,684.2
5439000	8/4/1995	5	5	0.2732	1.37	9124	77.3351%	Fecal		CFU/100 mL	200	283.2	86400	-	6,684.2
5439000	8/21/1995	5	5	0.2732	1.37	9124	77.3351%	Fecal		CFU/100 mL	200	283.2	86400	-	6,684.2
5439000	9/21/1995	5	5	0.2732	1.37	9124	77.3351%	Fecal		CFU/100 mL	200	283.2	86400	-	6,684.2
5439000	9/19/1996	5	5	0.2732	1.37	9124	77.3351%	Fecal		CFU/100 mL	200	283.2	86400	-	6,684.2
5439000	9/23/1996	5	5	0.2732	1.37	9124	77.3351%	Fecal		CFU/100 mL	200	283.2	86400	-	6,684.2
5439000	12/10/1996	5	5	0.2732	1.37	9124	77.3351%	Fecal		CFU/100 mL	200	283.2	86400	-	6,684.2
5439000	10/13/1997	5	5	0.2732	1.37	9124	77.3351%	Fecal		CFU/100 mL	200	283.2	86400	-	6,684.2
5439000	10/9/1998	5	5	0.2732	1.37	9124	77.3351%	Fecal		CFU/100 mL	200	283.2	86400	-	6,684.2
5439000	12/21/2004	5	5	0.2732	1.37	9124	77.3351%	Fecal		CFU/100 mL	200	283.2	86400	-	6,684.2
5439000	12/13/2010	5	5	0.2732	1.37	9124	77.3351%	Fecal		CFU/100 mL	200	283.2	86400	-	6,684.2
5439000	8/1/2013	5	5	0.2732	1.37	9124	77.3351%	Fecal		CFU/100 mL	200	283.2	86400	-	6,684.2
5439000	11/22/2021	5	5	0.2732	1.37	9124	77.3351%	Fecal		CFU/100 mL	200	283.2	86400	-	6,684.2
5439000	11/4/2020	4.99	4.99	0.2732	1.36	9141	77.4792%	Fecal		CFU/100 mL	200	283.2	86400	-	6,670.9
5439000	10/30/2011	4.98	4.98	0.2732	1.36	9142	77.4877%	Fecal		CFU/100 mL	200	283.2	86400	-	6,657.5
5439000	11/14/2021	4.98	4.98	0.2732	1.36	9142	77.4877%	Fecal		CFU/100 mL	200	283.2	86400	-	6,657.5
5439000	12/28/2010	4.97	4.97	0.2732	1.36	9144	77.5047%	Fecal		CFU/100 mL	200	283.2	86400	-	6,644.1
5439000	8/29/2011	4.97	4.97	0.2732	1.36	9144	77.5047%	Fecal		CFU/100 mL	200	283.2	86400	-	6,644.1
5439000	11/18/2021	4.97	4.97	0.2732	1.36	9144	77.5047%	Fecal		CFU/100 mL	200	283.2	86400	-	6,644.1
5439000	10/4/2001	4.96	4.96	0.2732	1.35	9147	77.5301%	Fecal		CFU/100 mL	200	283.2	86400	-	6,630.8
5439000	11/2/2020	4.96	4.96	0.2732	1.35	9147	77.5301%	Fecal		CFU/100 mL	200	283.2	86400	-	6,630.8
5439000	8/3/2020	4.95	4.95	0.2732	1.35	9149	77.5470%	Fecal		CFU/100 mL	200	283.2	86400	-	6,617.4
5439000	7/20/2003	4.94	4.94	0.2732	1.35	9150	77.5555%	Fecal		CFU/100 mL	200	283.2	86400	-	6,604.0
5439000	11/1/2011	4.94	4.94	0.2732	1.35	9150	77.5555%	Fecal		CFU/100 mL	200	283.2	86400	-	6,604.0
5439000	10/2/2016	4.94	4.94	0.2732	1.35	9150	77.5555%	Fecal		CFU/100 mL	200	283.2	86400	-	6,604.0
5439000	7/31/2018	4.94	4.94	0.2732	1.35	9150	77.5555%	Fecal		CFU/100 mL	200	283.2	86400	-	6,604.0
5439000	11/3/2020	4.93	4.93	0.2732	1.35	9154	77.5894%	Fecal		CFU/100 mL	200	283.2	86400	-	6,590.6
5439000	11/11/2021	4.93	4.93	0.2732	1.35	9154	77.5894%	Fecal		CFU/100 mL	200	283.2	86400	-	6,590.6
5439000	10/7/2014	4.92	4.92	0.2732	1.34	9156	77.6064%	Fecal		CFU/100 mL	200	283.2	86400	-	6,577.3
5439000	8/2/2020	4.92	4.92	0.2732	1.34	9156	77.6064%	Fecal		CFU/100 mL	200	283.2	86400	-	6,577.3
5439000	1/7/2018	4.91	4.91	0.2732	1.34	9158	77.6233%	Fecal		CFU/100 mL	200	283.2	86400	-	6,563.9
5439000	11/22/2020	4.91	4.91	0.2732	1.34	9158	77.6233%	Fecal		CFU/100 mL	200	283.2	86400	-	6,563.9
5439000	10/5/1990	4.9	4.9	0.2732	1.34	9160	77.6403%	Fecal		CFU/100 mL	200	283.2	86400	-	6,550.5
5439000	7/17/1991	4.9	4.9	0.2732	1.34	9160	77.6403%	Fecal		CFU/100 mL	200	283.2	86400	-	6,550.5
5439000	7/24/1991	4.9	4.9	0.2732	1.34	9160	77.6403%	Fecal		CFU/100 mL	200	283.2	86400	-	6,550.5
5439000	11/13/1991	4.9	4.9	0.2732	1.34	9160	77.6403%	Fecal		CFU/100 mL	200	283.2	86400	-	6,550.5
5439000	7/11/1992	4.9	4.9	0.2732	1.34	9160	77.6403%	Fecal		CFU/100 mL	200	283.2	86400	-	6,550.5
5439000	7/31/1995	4.9	4.9	0.2732	1.34	9160	77.6403%	Fecal		CFU/100 mL	200	283.2	86400	-	6,550.5
5439000	10/16/1996	4.9	4.9	0.2732	1.34	9160	77.6403%	Fecal		CFU/100 mL	200	283.2	86400	-	6,550.5
5439000	10/18/1996	4.9	4.9	0.2732	1.34	9160	77.6403%	Fecal		CFU/100 mL	200	283.2	86400	-	6,550.5
5439000	11/8/1996	4.9	4.9	0.2732	1.34	9160	77.6403%	Fecal		CFU/100 mL	200	283.2	86400	-	6,550.5
5439000	12/8/1996	4.9	4.9	0.2732	1.34	9160	77.6403%	Fecal		CFU/100 mL	200	283.2	86400	-	6,550.5
5439000	7/20/1997	4.9	4.9	0.2732	1.34	9160	77.6403%	Fecal		CFU/100 mL	200	283.2	86400	-	6,550.5
5439000	10/21/1999	4.9	4.9	0.2732	1.34	9160	77.6403%	Fecal		CFU/100 mL	200	283.2	86400	-	6,550.5
5439000	10/30/1999	4.9	4.9	0.2732	1.34	9160	77.6403%	Fecal		CFU/100 mL	200	283.2	86400	-	6,550.5
5439000	7/15/2001	4.9	4.9	0.2732	1.34	9160	77.6403%	Fecal		CFU/100 mL	200	283.2	86400	-	6,550.5
5439000	11/5/2004	4.9	4.9	0.2732	1.34	9160	77.6403%	Fecal		CFU/100 mL	200	283.2	86400	-	6,550.5
5439000	8/13/2009	4.9	4.9	0.2732	1.34	9160	77.6403%	Fecal		CFU/100 mL	200	283.2	86400	-	6,550.5
5439000	8/22/2016	4.9	4.9	0.2732	1.34	9160	77.6403%	Fecal		CFU/100 mL	200	283.2	86400	-	6,550.5
5439000	6/19/2005	4.89	4.89	0.2732	1.34	9177	77.7844%	Fecal		CFU/100 mL	200	283.2	86400	-	6,537.2
5439000	8/17/2014	4.89	4.89	0.2732	1.34	9177	77.7844%	Fecal		CFU/100 mL	200	283.2	86400	-	6,537.2
5439000	10/11/2016	4.89	4.89	0.2732	1.34	9177	77.7844%	Fecal		CFU/100 mL	200	283.2	86400	-	6,537.2
5439000	12/27/2003	4.88	4.88	0.2732	1.33	9180	77.8098%	Fecal		CFU/100 mL	200	283.2	86400	-	6,523.8
5439000	8/7/2016	4.88	4.88	0.2732	1.33	9180	77.8098%	Fecal		CFU/100 mL	200	283.2	86400	-	6,523.8
5439000	12/2/2010	4.87	4.87	0.2732	1.33	9182	77.8268%	Fecal		CFU/100 mL	200	283.2	86400	-	6,510.4
5439000	11/24/2021	4.87	4.87	0.2732	1.33	9182	77.8268%	Fecal		CFU/100 mL	200	283.2	86400	-	6,510.4
5439000	9/21/2014	4.86	4.86	0.2732	1.33	9184	77.8437%	Fecal		CFU/100 mL	200	283.2	86400	-	6,497.1
5439000	1/14/2004	4.85	4.85	0.2732	1.32	9185	77.8522%	Fecal		CFU/100 mL	200	283.2	86400	-	6,483.7
5439000	9/19/2002	4.84	4.84	0.2732	1.32	9186	77.8607%	Fecal		CFU/100 mL	200	283.2	86400	-	6,470.3
5439000	9/7/2020	4.84	4.84	0.2732	1.32	9186	77.8607%	Fecal		CFU/100 mL	200	283.2	86400	-	6,470.3
5439000	3/29/2003	4.82	4.82	0.2732	1.32	9188	77.8776%	Fecal		CFU/100 mL	200	283.2	86400	-	6,443.6
5439000	3/8/2006	4.82	4.82	0.2732	1.32	9188	77.8776%	Fecal		CFU/100 mL	200	283.2	86400	-	6,443.6
5439000	2/7/2015	4.82	4.82	0.2732	1.32	9188	77.8776%	Fecal		CFU/100 mL	200	283.2	86400	-	6,443.6
5439000	7/24/2003	4.81	4.81	0.2732	1.31	9191	77.9030%	Fecal		CFU/100 mL	200	283.2	86400	-	6,430.2
5439000	8/27/1992	4.8	4.8	0.2732	1.31	9192	77.9115%	Fecal		CFU/100 mL	200	283.2	86400	-	6,416.9
5439000	8/5/1995	4.8	4.8	0.2732	1.31	9192	77.9115%	Fecal		CFU/100 mL	200	283.2	86400	-	6,416.9
5439000	9/18/1996	4.8	4.8	0.2732	1.31	9192	77.9115%	Fecal		CFU/100 mL	200	283.2	86400	-	6,416.9
5439000	10/20/1999	4.8	4.8	0.2732	1.31	9192	77.9115%	Fecal		CFU/100 mL	200	283.2	86400	-	6,416.9
5439000	10/31/1999	4.8	4.8	0.2732	1.31	9192	77.9115%	Fecal		CFU/100 mL	200	283.2	86400	-	6,416.9
5439000	1/4/2000	4.8	4.8	0.2732	1.31	9192	77.9115%	Fecal		CFU/100 mL	200	283.2	86400	-	6,416.9
5439000	1/12/2000	4.8	4.8	0.2732	1.31	9192	77.9115%	Fecal		CFU/100 mL	200	283.2	86400	-	6,416.9

Gage ID	Date	Discharge (CFS)	Gage Discharge (less Surrogate NPDES) (CFS)	Watershed Area Ratio	Calculated flow (CFS)	Rank	Flow Exceedance %	Parameter	Results	Units (mg or micro_gram	Limit/Standard	100mL/CF	sec/day	Actual Load (million colonies/day)	Allowable Load (million colonies/day)
5439000	8/21/2000	4.8	4.8	0.2732	1.31	9192	77.9115%	Fecal		CFU/100 mL	200	283.2	86400	-	6,416.9
5439000	9/24/2009	4.8	4.8	0.2732	1.31	9192	77.9115%	Fecal		CFU/100 mL	200	283.2	86400	-	6,416.9
5439000	7/25/2004	4.78	4.78	0.2732	1.31	9201	77.9878%	Fecal		CFU/100 mL	200	283.2	86400	-	6,390.1
5439000	11/29/2010	4.78	4.78	0.2732	1.31	9201	77.9878%	Fecal		CFU/100 mL	200	283.2	86400	-	6,390.1
5439000	9/30/2016	4.78	4.78	0.2732	1.31	9201	77.9878%	Fecal		CFU/100 mL	200	283.2	86400	-	6,390.1
5439000	8/3/2019	4.78	4.78	0.2732	1.31	9201	77.9878%	Fecal		CFU/100 mL	200	283.2	86400	-	6,390.1
5439000	8/4/2020	4.78	4.78	0.2732	1.31	9201	77.9878%	Fecal		CFU/100 mL	200	283.2	86400	-	6,390.1
5439000	4/19/2003	4.77	4.77	0.2732	1.30	9206	78.0302%	Fecal		CFU/100 mL	200	283.2	86400	-	6,376.8
5439000	9/15/2013	4.77	4.77	0.2732	1.30	9206	78.0302%	Fecal		CFU/100 mL	200	283.2	86400	-	6,376.8
5439000	9/16/2014	4.77	4.77	0.2732	1.30	9206	78.0302%	Fecal		CFU/100 mL	200	283.2	86400	-	6,376.8
5439000	2/8/2015	4.77	4.77	0.2732	1.30	9206	78.0302%	Fecal		CFU/100 mL	200	283.2	86400	-	6,376.8
5439000	11/23/2020	4.77	4.77	0.2732	1.30	9206	78.0302%	Fecal		CFU/100 mL	200	283.2	86400	-	6,376.8
5439000	12/22/2012	4.76	4.76	0.2732	1.30	9211	78.0726%	Fecal		CFU/100 mL	200	283.2	86400	-	6,363.4
5439000	9/29/2016	4.75	4.75	0.2732	1.30	9212	78.0810%	Fecal		CFU/100 mL	200	283.2	86400	-	6,350.0
5439000	8/26/2010	4.74	4.74	0.2732	1.29	9213	78.0895%	Fecal		CFU/100 mL	200	283.2	86400	-	6,336.6
5439000	11/17/2021	4.74	4.74	0.2732	1.29	9213	78.0895%	Fecal		CFU/100 mL	200	283.2	86400	-	6,336.6
5439000	12/29/2004	4.73	4.73	0.2732	1.29	9215	78.1065%	Fecal		CFU/100 mL	200	283.2	86400	-	6,323.3
5439000	9/7/2010	4.73	4.73	0.2732	1.29	9215	78.1065%	Fecal		CFU/100 mL	200	283.2	86400	-	6,323.3
5439000	12/27/2021	4.73	4.73	0.2732	1.29	9215	78.1065%	Fecal		CFU/100 mL	200	283.2	86400	-	6,323.3
5439000	1/9/2018	4.72	4.72	0.2732	1.29	9218	78.1319%	Fecal		CFU/100 mL	200	283.2	86400	-	6,309.9
5439000	12/26/2003	4.71	4.71	0.2732	1.29	9219	78.1404%	Fecal		CFU/100 mL	200	283.2	86400	-	6,296.5
5439000	9/18/1990	4.7	4.7	0.2732	1.28	9220	78.1488%	Fecal		CFU/100 mL	200	283.2	86400	-	6,283.2
5439000	8/29/1991	4.7	4.7	0.2732	1.28	9220	78.1488%	Fecal		CFU/100 mL	200	283.2	86400	-	6,283.2
5439000	10/27/1991	4.7	4.7	0.2732	1.28	9220	78.1488%	Fecal		CFU/100 mL	200	283.2	86400	-	6,283.2
5439000	8/10/1992	4.7	4.7	0.2732	1.28	9220	78.1488%	Fecal		CFU/100 mL	200	283.2	86400	-	6,283.2
5439000	3/20/1996	4.7	4.7	0.2732	1.28	9220	78.1488%	Fecal		CFU/100 mL	200	283.2	86400	-	6,283.2
5439000	9/21/1996	4.7	4.7	0.2732	1.28	9220	78.1488%	Fecal		CFU/100 mL	200	283.2	86400	-	6,283.2
5439000	11/9/1996	4.7	4.7	0.2732	1.28	9220	78.1488%	Fecal		CFU/100 mL	200	283.2	86400	-	6,283.2
5439000	8/24/1998	4.7	4.7	0.2732	1.28	9220	78.1488%	Fecal		CFU/100 mL	200	283.2	86400	-	6,283.2
5439000	10/24/1999	4.7	4.7	0.2732	1.28	9220	78.1488%	Fecal		CFU/100 mL	200	283.2	86400	-	6,283.2
5439000	10/29/1999	4.7	4.7	0.2732	1.28	9220	78.1488%	Fecal		CFU/100 mL	200	283.2	86400	-	6,283.2
5439000	11/3/1999	4.7	4.7	0.2732	1.28	9220	78.1488%	Fecal		CFU/100 mL	200	283.2	86400	-	6,283.2
5439000	11/12/1999	4.7	4.7	0.2732	1.28	9220	78.1488%	Fecal		CFU/100 mL	200	283.2	86400	-	6,283.2
5439000	11/5/2000	4.7	4.7	0.2732	1.28	9220	78.1488%	Fecal		CFU/100 mL	200	283.2	86400	-	6,283.2
5439000	7/24/2001	4.7	4.7	0.2732	1.28	9220	78.1488%	Fecal		CFU/100 mL	200	283.2	86400	-	6,283.2
5439000	8/16/2001	4.7	4.7	0.2732	1.28	9220	78.1488%	Fecal		CFU/100 mL	200	283.2	86400	-	6,283.2
5439000	9/14/2009	4.7	4.7	0.2732	1.28	9220	78.1488%	Fecal		CFU/100 mL	200	283.2	86400	-	6,283.2
5439000	8/31/2010	4.7	4.7	0.2732	1.28	9220	78.1488%	Fecal		CFU/100 mL	200	283.2	86400	-	6,283.2
5439000	8/25/2013	4.7	4.7	0.2732	1.28	9220	78.1488%	Fecal		CFU/100 mL	200	283.2	86400	-	6,283.2
5439000	8/1/2018	4.7	4.7	0.2732	1.28	9220	78.1488%	Fecal		CFU/100 mL	200	283.2	86400	-	6,283.2
5439000	1/24/2021	4.7	4.7	0.2732	1.28	9220	78.1488%	Fecal		CFU/100 mL	200	283.2	86400	-	6,283.2
5439000	12/29/2010	4.69	4.69	0.2732	1.28	9240	78.3184%	Fecal		CFU/100 mL	200	283.2	86400	-	6,269.8
5439000	8/2/2013	4.69	4.69	0.2732	1.28	9240	78.3184%	Fecal		CFU/100 mL	200	283.2	86400	-	6,269.8
5439000	2/9/2015	4.68	4.68	0.2732	1.28	9242	78.3353%	Fecal		CFU/100 mL	200	283.2	86400	-	6,256.4
5439000	12/2/2021	4.68	4.68	0.2732	1.28	9242	78.3353%	Fecal		CFU/100 mL	200	283.2	86400	-	6,256.4
5439000	1/12/2004	4.67	4.67	0.2732	1.28	9244	78.3523%	Fecal		CFU/100 mL	200	283.2	86400	-	6,243.1
5439000	11/5/2021	4.67	4.67	0.2732	1.28	9244	78.3523%	Fecal		CFU/100 mL	200	283.2	86400	-	6,243.1
5439000	1/1/2022	4.67	4.67	0.2732	1.28	9244	78.3523%	Fecal		CFU/100 mL	200	283.2	86400	-	6,243.1
5439000	6/28/2012	4.66	4.66	0.2732	1.27	9247	78.3777%	Fecal		CFU/100 mL	200	283.2	86400	-	6,229.7
5439000	9/29/1994	4.64	4.64	0.2732	1.27	9248	78.3862%	Fecal		CFU/100 mL	200	283.2	86400	-	6,203.0
5439000	11/20/2004	4.64	4.64	0.2732	1.27	9248	78.3862%	Fecal		CFU/100 mL	200	283.2	86400	-	6,203.0
5439000	8/23/2015	4.63	4.63	0.2732	1.26	9250	78.4031%	Fecal		CFU/100 mL	200	283.2	86400	-	6,189.6
5439000	1/12/2021	4.63	4.63	0.2732	1.26	9250	78.4031%	Fecal		CFU/100 mL	200	283.2	86400	-	6,189.6
5439000	7/29/1994	4.62	4.62	0.2732	1.26	9252	78.4201%	Fecal		CFU/100 mL	200	283.2	86400	-	6,176.2
5439000	9/2/2014	4.62	4.62	0.2732	1.26	9252	78.4201%	Fecal		CFU/100 mL	200	283.2	86400	-	6,176.2
5439000	9/24/2015	4.62	4.62	0.2732	1.26	9252	78.4201%	Fecal		CFU/100 mL	200	283.2	86400	-	6,176.2
5439000	12/18/2021	4.62	4.62	0.2732	1.26	9252	78.4201%	Fecal		CFU/100 mL	200	283.2	86400	-	6,176.2
5439000	8/10/2008	4.61	4.61	0.2732	1.26	9256	78.4540%	Fecal		CFU/100 mL	200	283.2	86400	-	6,162.9
5439000	9/9/2018	4.61	4.61	0.2732	1.26	9256	78.4540%	Fecal		CFU/100 mL	200	283.2	86400	-	6,162.9
5439000	9/25/1990	4.6	4.6	0.2732	1.26	9258	78.4709%	Fecal		CFU/100 mL	200	283.2	86400	-	6,149.5
5439000	7/12/1991	4.6	4.6	0.2732	1.26	9258	78.4709%	Fecal		CFU/100 mL	200	283.2	86400	-	6,149.5
5439000	10/10/1991	4.6	4.6	0.2732	1.26	9258	78.4709%	Fecal		CFU/100 mL	200	283.2	86400	-	6,149.5
5439000	10/4/1994	4.6	4.6	0.2732	1.26	9258	78.4709%	Fecal		CFU/100 mL	200	283.2	86400	-	6,149.5
5439000	10/5/1994	4.6	4.6	0.2732	1.26	9258	78.4709%	Fecal		CFU/100 mL	200	283.2	86400	-	6,149.5
5439000	8/6/1995	4.6	4.6	0.2732	1.26	9258	78.4709%	Fecal		CFU/100 mL	200	283.2	86400	-	6,149.5
5439000	10/10/1995	4.6	4.6	0.2732	1.26	9258	78.4709%	Fecal		CFU/100 mL	200	283.2	86400	-	6,149.5
5439000	1/31/1996	4.6	4.6	0.2732	1.26	9258	78.4709%	Fecal		CFU/100 mL	200	283.2	86400	-	6,149.5
5439000	9/22/1996	4.6	4.6	0.2732	1.26	9258	78.4709%	Fecal		CFU/100 mL	200	283.2	86400	-	6,149.5
5439000	9/17/1998	4.6	4.6	0.2732	1.26	9258	78.4709%	Fecal		CFU/100 mL	200	283.2	86400	-	6,149.5
5439000	8/26/1999	4.6	4.6	0.2732	1.26	9258	78.4709%	Fecal		CFU/100 mL	200	283.2	86400	-	6,149.5
5439000	11/2/1999	4.6	4.6	0.2732	1.26	9258	78.4709%	Fecal		CFU/100 mL	200	283.2	86400	-	6,149.5
5439000	9/27/2001	4.6	4.6	0.2732	1.26	9258	78.4709%	Fecal		CFU/100 mL	200	283.2	86400	-	6,149.5
5439000	11/3/2004	4.6	4.6	0.2732	1.26	9258	78.4709%	Fecal		CFU/100 mL	200	283.2	86400	-	6,149.5
5439000	6/30/2005	4.6	4.6	0.2732	1.26	9258	78.4709%	Fecal		CFU/100 mL	200	283.2	86400	-	6,149.5
5439000	2/10/2015	4.6	4.6	0.2732	1.26	9258	78.4709%	Fecal		CFU/100 mL	200	283.2	86400	-	6,149.5
5439000	2/11/2015	4.6	4.6	0.2732	1.26	9258	78.4709%	Fecal		CFU/100 mL	200	283.2	86400	-	6,149.5
5439000	2/12/2015	4.6	4.6	0.2732	1.26	9258	78.4709%	Fecal		CFU/100 mL	200	283.2	86400	-	6,149.5
5439000	2/13/2015	4.6	4.6	0.2732	1.26	9258	78.4709%	Fecal		CFU/100 mL	200	283.2	86400	-	6,149.5
5439000	2/14/2015	4.6	4.6	0.2732	1.26	9258	78.4709%	Fecal		CFU/100 mL	200	283.2	86400	-	6,149.5
5439000	2/15/2015	4.6	4.6	0.2732	1.26	9258	78.4709%	Fecal		CFU/100 mL	200	283.2	86400	-	6,149.5
5439000	2/16/2015	4.6	4.6	0.2732	1.26	9258	78.4709%	Fecal		CFU/100 mL	200	283.2	86400	-	6,149.5
5439000	2/17/2015	4.6	4.6	0.2732	1.26	9258	78.4709%	Fecal		CFU/100 mL	200	283.2	86400	-	6,149.5
5439000	12/16/2012	4.58	4.58	0.2732	1.25	9281	78.6659%	Fecal		CFU/100 mL	200	283.2	86400	-	6,122.8
5439000	9/3/2015	4.58	4.58	0.2732	1.25	9281	78.6659%	Fecal		CFU/100 mL	200	283.2	86400	-	6,122.8
5439000	10/22/2016	4.58	4.58	0.2732	1.25	9281	78.6659%	Fecal		CFU/100 mL	200	283.2	86400	-	6,122.8
5439000	10/24/2004	4.57	4.57	0.2732	1.25	9284	78.6913%	Fecal		CFU/100 mL	200	283.2	86400	-	6,109.4
5439000	2/18/2015	4.57	4.57	0.2732	1.25	9284	78.6913%	Fecal		CFU/100 mL	200	283.2	86400	-	6,109.4
5439000	10/14/2016	4.57	4.57	0.2732	1.25	9284	78.6913%	Fecal		CFU/100 mL	200	283.2	86400	-	6,109.4
5439000	8/24/2017	4.57	4.57	0.2732	1.25	9284	78.6913%	Fecal		CFU/100 mL	200	283.2	86400	-	6,109.4
5439000	8/31/2011	4.55	4.55	0.2732	1.24	9288	78.7252%	Fecal		CFU/100 mL	200	283.2	86400	-	6,082.6
5439000	12/17/2021	4.55	4.55	0.2732	1.24	9288	78.7252%	Fecal		CFU/100 mL	200	283.2	86400	-	6,082.6
5439000	8/18/2014	4.54	4.54	0.2732	1.24	9290	78.7422%	Fecal		CFU/100 mL	200	283.2	86400	-	6,069.3
5439000	8/19/2014	4.54	4.54	0.2732	1.24	9290	78.7422%	Fecal		CFU/100 mL	200	283.2	86400	-	6,069.3
5439000	10/11/2006	4.53	4.53	0.2732	1.24	9292	78.7591%	Fecal		CFU/100 mL	200	283.2	86400	-	6,055.9
5439000	8/30/2010	4.53	4.53	0.2732	1.24	9292	78.7591%	Fecal		CFU/100 mL	200	283.2	86400	-	6,055.9
5439000	1/5/2022	4.53	4.53	0.2732	1.24	9292	78.7591%	Fecal		CFU/100 mL	200	283.2	86400	-	6,055.9
5439000	8/27/2004	4.52	4.52	0.2732	1.23	9295	78.7845%	Fecal		CFU/100 mL	200	283.2	86400	-	6,042.5
5439000	6/20/2005	4.52	4.52	0.2732	1.23	9295	78.7845%	Fecal		CFU/100 mL	200	283.2	86400	-	6,042.5
5439000	1/12/2018	4.51	4.51	0.2732	1.23	9297	78.8015%	Fecal		CFU/100 mL	200	283.2	86400	-	6,029.2
5439000	7/21/1991	4.5	4.5	0.2732	1.23	9298	78.8100%	Fecal		CFU/100 mL	200	283.2	86400	-	6,015.8
5439000	7/29/1991	4.5	4.5	0.2732	1.23	9298	78.8100%	Fecal		CFU/100 mL	200	283.2	86400	-	6,015.8
5439000	8/2/1991	4.5	4.5	0.2732	1.23	9298	78.8100%	Fecal		CFU/100 mL	200	283.2	86400	-	6,015.8
5439000	9/17/1991	4.5	4.5	0.2732	1.23	9298	78.8100%	Fecal		CFU/100 mL	200	283.2	86400	-	6,015.8
5439000	2/6/1996	4.5	4.5	0.2732	1.23	9298	78.8100%	Fecal		CFU/100 mL	200	283.2	86400	-	6,015.8
5439000	11/18/1996	4.5	4.5	0.2732	1.23	9298	78.8100%	Fecal		CFU/100 mL	200	283.2	86400	-	6,015.8
5439000	11/4/1999	4.5	4.5	0.2732	1.23	9298	78.8100%	Fecal		CFU/100 mL	200	283.2	86400	-	6,015.8
5439000	8/25/2000	4.5	4.5	0.2732	1.23	9298	78.8100%	Fecal		CFU/100 mL	200	283.2	86400	-	6,015.8
5439000	12/22/2004	4.5	4.5	0.2732	1.23	9298	78.8100%	Fecal		CFU/100 mL	200	283.2	86400	-	6,015.8
5439000	10/28/2011	4.5	4.5	0.2732	1.23	9298	78.8100%	Fecal		CFU/100 mL	200	283.2	86400	-	6,015.8
5439000	10/3/2016	4.49	4.49	0.2732	1.23	9308	78.8947%	Fecal		CFU/100 mL	200	283.2	86400	-	6,002.4
5439000	11/3/2013	4.46	4.46	0.2732	1.22	9309	78.9032%	Fecal		CFU/100 mL	200	283.2	86400	-	5,962.3
5439000	11/14/2014	4.46	4.46	0.2732	1.22	9309	78.9032%	Fecal		CFU/100 mL	200	283.2	86400	-	5,962.3
5439000	10/25/2012	4.44	4.44	0.2732	1.21	9311	78.9202%	Fecal		CFU/100 mL	200	283.2	86400	-	5,935.6
5439000	2/27/2014	4.44	4.44	0.2732	1.21	9311	78.9202%	Fecal		CFU/100 mL	200	283.2	86400	-	5,935.6
5439000	8/17/2002	4.43	4.43	0.2732	1.21	9313	78.9371%	Fecal		CFU/100 mL	200	283.2	86400	-	5,922.2
5439000	11/25/2004	4.42	4.42	0.2732	1.21	9314	78.9456%	Fecal		CFU/100 mL	200	283.2	86400	-	5,908.9
5439000	10/21/2016	4.42	4.42	0.2732	1.21	9314	78.9456%	Fecal		CFU/100 mL	200	283.2	86400	-	5,908.9
5439000	11/20/2003	4.41	4.41	0.2732	1.20	9316	78.9625%	Fecal		CFU/100 mL	200	283.2	86400	-	5,895.5
5439000	10/15/2021	4.41	4.41	0.2732	1.20	9316	78.9625%	Fecal		CFU/100 mL	200	283.2	86400	-	5,895.5
5439000	7/16/1991	4.4	4.4	0.2732	1.20	9318	78.9795%	Fecal		CFU/100 mL	200	283.2	86400	-	5,882.1
5439000	8/3/1991	4.4	4.4	0.2732	1.20	9318	78.9795%	Fecal		CFU/100 mL	200	283.2	86400	-	5,882.1
5439000	10/26/1991	4.4	4.4	0.2732	1.20	9318	78.9795%	Fecal		CFU/100 mL	200	283.2	86400	-	5,882.1
5439000	8/11/1992	4.4	4.4	0.2732	1.20	9318	78.9795%	Fecal		CFU/100 mL	200	283.2	86400	-	5,882.1
5439000	9/8/1992	4.4	4.4	0.2732	1.20	9318	78.9795%	Fecal		CFU/100 mL	200	283.2	86400	-	5,882.1
5439000	10/2/1994	4.4	4.4	0.2732	1.20	9318	78.9795%	Fecal		CFU/100 mL	200	283.2	86400	-	5,882.1
5439000	10/3/1994	4.4	4.4	0.2732	1.20	9318	78.9795%	Fecal		CFU/100 mL	200	283.2	86400	-	5,882.1

Gage ID	Date	Discharge (CFS)	Gage Discharge (less Surrogate NPDES) (CFS)	Watershed Area Ratio	Calculated flow (CFS)	Rank	Flow Exceedance %	Parameter	Results	Units (mg or micro_gram	Limit/Standard	100mL/CF	sec/day	Actual Load (million colonies/day)	Allowable Load (million colonies/day)
5439000	8/1/1995	4.4	4.4	0.2732	1.20	9318	78.9795%	Fecal		CFU/100 mL	200	283.2	86400	-	5,882.1
5439000	10/5/1995	4.4	4.4	0.2732	1.20	9318	78.9795%	Fecal		CFU/100 mL	200	283.2	86400	-	5,882.1
5439000	11/10/1996	4.4	4.4	0.2732	1.20	9318	78.9795%	Fecal		CFU/100 mL	200	283.2	86400	-	5,882.1
5439000	11/22/1996	4.4	4.4	0.2732	1.20	9318	78.9795%	Fecal		CFU/100 mL	200	283.2	86400	-	5,882.1
5439000	1/13/2000	4.4	4.4	0.2732	1.20	9318	78.9795%	Fecal		CFU/100 mL	200	283.2	86400	-	5,882.1
5439000	10/28/2010	4.4	4.4	0.2732	1.20	9318	78.9795%	Fecal		CFU/100 mL	200	283.2	86400	-	5,882.1
5439000	8/15/2021	4.4	4.4	0.2732	1.20	9318	78.9795%	Fecal		CFU/100 mL	200	283.2	86400	-	5,882.1
5439000	7/22/2006	4.39	4.39	0.2732	1.20	9332	79.0982%	Fecal		CFU/100 mL	200	283.2	86400	-	5,868.8
5439000	12/25/2017	4.39	4.39	0.2732	1.20	9332	79.0982%	Fecal		CFU/100 mL	200	283.2	86400	-	5,868.8
5439000	2/19/2015	4.37	4.37	0.2732	1.19	9334	79.1151%	Fecal		CFU/100 mL	200	283.2	86400	-	5,842.0
5439000	8/7/2021	4.37	4.37	0.2732	1.19	9334	79.1151%	Fecal		CFU/100 mL	200	283.2	86400	-	5,842.0
5439000	2/2/2006	4.36	4.36	0.2732	1.19	9336	79.1321%	Fecal		CFU/100 mL	200	283.2	86400	-	5,828.6
5439000	12/19/2021	4.36	4.36	0.2732	1.19	9336	79.1321%	Fecal		CFU/100 mL	200	283.2	86400	-	5,828.6
5439000	7/25/2012	4.35	4.35	0.2732	1.19	9338	79.1490%	Fecal		CFU/100 mL	200	283.2	86400	-	5,815.3
5439000	1/15/2004	4.34	4.34	0.2732	1.19	9339	79.1575%	Fecal		CFU/100 mL	200	283.2	86400	-	5,801.9
5439000	10/23/2016	4.34	4.34	0.2732	1.19	9339	79.1575%	Fecal		CFU/100 mL	200	283.2	86400	-	5,801.9
5439000	6/21/2005	4.33	4.33	0.2732	1.18	9341	79.1744%	Fecal		CFU/100 mL	200	283.2	86400	-	5,788.5
5439000	10/26/2012	4.33	4.33	0.2732	1.18	9341	79.1744%	Fecal		CFU/100 mL	200	283.2	86400	-	5,788.5
5439000	10/15/2016	4.33	4.33	0.2732	1.18	9341	79.1744%	Fecal		CFU/100 mL	200	283.2	86400	-	5,788.5
5439000	1/2/2022	4.33	4.33	0.2732	1.18	9341	79.1744%	Fecal		CFU/100 mL	200	283.2	86400	-	5,788.5
5439000	11/11/2013	4.32	4.32	0.2732	1.18	9345	79.2083%	Fecal		CFU/100 mL	200	283.2	86400	-	5,775.2
5439000	11/22/2013	4.32	4.32	0.2732	1.18	9345	79.2083%	Fecal		CFU/100 mL	200	283.2	86400	-	5,775.2
5439000	8/7/2019	4.32	4.32	0.2732	1.18	9345	79.2083%	Fecal		CFU/100 mL	200	283.2	86400	-	5,775.2
5439000	9/20/2002	4.31	4.31	0.2732	1.18	9348	79.2338%	Fecal		CFU/100 mL	200	283.2	86400	-	5,761.8
5439000	11/15/2021	4.31	4.31	0.2732	1.18	9348	79.2338%	Fecal		CFU/100 mL	200	283.2	86400	-	5,761.8
5439000	8/28/1991	4.3	4.3	0.2732	1.17	9350	79.2507%	Fecal		CFU/100 mL	200	283.2	86400	-	5,748.4
5439000	8/12/1992	4.3	4.3	0.2732	1.17	9350	79.2507%	Fecal		CFU/100 mL	200	283.2	86400	-	5,748.4
5439000	8/5/1994	4.3	4.3	0.2732	1.17	9350	79.2507%	Fecal		CFU/100 mL	200	283.2	86400	-	5,748.4
5439000	10/4/1998	4.3	4.3	0.2732	1.17	9350	79.2507%	Fecal		CFU/100 mL	200	283.2	86400	-	5,748.4
5439000	10/25/1999	4.3	4.3	0.2732	1.17	9350	79.2507%	Fecal		CFU/100 mL	200	283.2	86400	-	5,748.4
5439000	1/9/2000	4.3	4.3	0.2732	1.17	9350	79.2507%	Fecal		CFU/100 mL	200	283.2	86400	-	5,748.4
5439000	1/14/2000	4.3	4.3	0.2732	1.17	9350	79.2507%	Fecal		CFU/100 mL	200	283.2	86400	-	5,748.4
5439000	1/15/2000	4.3	4.3	0.2732	1.17	9350	79.2507%	Fecal		CFU/100 mL	200	283.2	86400	-	5,748.4
5439000	1/16/2000	4.3	4.3	0.2732	1.17	9350	79.2507%	Fecal		CFU/100 mL	200	283.2	86400	-	5,748.4
5439000	1/17/2000	4.3	4.3	0.2732	1.17	9350	79.2507%	Fecal		CFU/100 mL	200	283.2	86400	-	5,748.4
5439000	1/23/2000	4.3	4.3	0.2732	1.17	9350	79.2507%	Fecal		CFU/100 mL	200	283.2	86400	-	5,748.4
5439000	12/28/2004	4.3	4.3	0.2732	1.17	9350	79.2507%	Fecal		CFU/100 mL	200	283.2	86400	-	5,748.4
5439000	10/11/2001	4.29	4.29	0.2732	1.17	9362	79.3524%	Fecal		CFU/100 mL	200	283.2	86400	-	5,735.1
5439000	11/3/2006	4.29	4.29	0.2732	1.17	9362	79.3524%	Fecal		CFU/100 mL	200	283.2	86400	-	5,735.1
5439000	2/20/2015	4.29	4.29	0.2732	1.17	9362	79.3524%	Fecal		CFU/100 mL	200	283.2	86400	-	5,735.1
5439000	2/21/2015	4.29	4.29	0.2732	1.17	9362	79.3524%	Fecal		CFU/100 mL	200	283.2	86400	-	5,735.1
5439000	2/22/2015	4.29	4.29	0.2732	1.17	9362	79.3524%	Fecal		CFU/100 mL	200	283.2	86400	-	5,735.1
5439000	8/27/2017	4.28	4.28	0.2732	1.17	9367	79.3948%	Fecal		CFU/100 mL	200	283.2	86400	-	5,721.7
5439000	10/24/2016	4.27	4.27	0.2732	1.17	9368	79.4033%	Fecal		CFU/100 mL	200	283.2	86400	-	5,708.3
5439000	8/9/2018	4.27	4.27	0.2732	1.17	9368	79.4033%	Fecal		CFU/100 mL	200	283.2	86400	-	5,708.3
5439000	9/10/2018	4.27	4.27	0.2732	1.17	9368	79.4033%	Fecal		CFU/100 mL	200	283.2	86400	-	5,708.3
5439000	8/29/2019	4.27	4.27	0.2732	1.17	9368	79.4033%	Fecal		CFU/100 mL	200	283.2	86400	-	5,708.3
5439000	9/17/2020	4.27	4.27	0.2732	1.17	9368	79.4033%	Fecal		CFU/100 mL	200	283.2	86400	-	5,708.3
5439000	1/4/2022	4.27	4.27	0.2732	1.17	9368	79.4033%	Fecal		CFU/100 mL	200	283.2	86400	-	5,708.3
5439000	6/22/2005	4.26	4.26	0.2732	1.16	9374	79.4541%	Fecal		CFU/100 mL	200	283.2	86400	-	5,695.0
5439000	8/8/2016	4.26	4.26	0.2732	1.16	9374	79.4541%	Fecal		CFU/100 mL	200	283.2	86400	-	5,695.0
5439000	8/5/2019	4.26	4.26	0.2732	1.16	9374	79.4541%	Fecal		CFU/100 mL	200	283.2	86400	-	5,695.0
5439000	8/16/2009	4.25	4.25	0.2732	1.16	9377	79.4796%	Fecal		CFU/100 mL	200	283.2	86400	-	5,681.6
5439000	8/28/2010	4.25	4.25	0.2732	1.16	9377	79.4796%	Fecal		CFU/100 mL	200	283.2	86400	-	5,681.6
5439000	9/17/2014	4.25	4.25	0.2732	1.16	9377	79.4796%	Fecal		CFU/100 mL	200	283.2	86400	-	5,681.6
5439000	7/31/2003	4.24	4.24	0.2732	1.16	9380	79.5050%	Fecal		CFU/100 mL	200	283.2	86400	-	5,668.2
5439000	8/29/2010	4.24	4.24	0.2732	1.16	9380	79.5050%	Fecal		CFU/100 mL	200	283.2	86400	-	5,668.2
5439000	1/3/2022	4.24	4.24	0.2732	1.16	9380	79.5050%	Fecal		CFU/100 mL	200	283.2	86400	-	5,668.2
5439000	9/3/2014	4.23	4.23	0.2732	1.16	9383	79.5304%	Fecal		CFU/100 mL	200	283.2	86400	-	5,654.9
5439000	3/8/2015	4.23	4.23	0.2732	1.16	9383	79.5304%	Fecal		CFU/100 mL	200	283.2	86400	-	5,654.9
5439000	11/6/2021	4.23	4.23	0.2732	1.16	9383	79.5304%	Fecal		CFU/100 mL	200	283.2	86400	-	5,654.9
5439000	7/30/1994	4.22	4.22	0.2732	1.15	9386	79.5559%	Fecal		CFU/100 mL	200	283.2	86400	-	5,641.5
5439000	1/1/2004	4.22	4.22	0.2732	1.15	9386	79.5559%	Fecal		CFU/100 mL	200	283.2	86400	-	5,641.5
5439000	11/20/2014	4.22	4.22	0.2732	1.15	9386	79.5559%	Fecal		CFU/100 mL	200	283.2	86400	-	5,641.5
5439000	11/28/2021	4.22	4.22	0.2732	1.15	9386	79.5559%	Fecal		CFU/100 mL	200	283.2	86400	-	5,641.5
5439000	7/16/2006	4.21	4.21	0.2732	1.15	9390	79.5898%	Fecal		CFU/100 mL	200	283.2	86400	-	5,628.1
5439000	11/19/2006	4.21	4.21	0.2732	1.15	9390	79.5898%	Fecal		CFU/100 mL	200	283.2	86400	-	5,628.1
5439000	8/16/2019	4.21	4.21	0.2732	1.15	9390	79.5898%	Fecal		CFU/100 mL	200	283.2	86400	-	5,628.1
5439000	12/25/2021	4.21	4.21	0.2732	1.15	9390	79.5898%	Fecal		CFU/100 mL	200	283.2	86400	-	5,628.1
5439000	10/1/1994	4.2	4.2	0.2732	1.15	9394	79.6237%	Fecal		CFU/100 mL	200	283.2	86400	-	5,614.8
5439000	7/31/1998	4.2	4.2	0.2732	1.15	9394	79.6237%	Fecal		CFU/100 mL	200	283.2	86400	-	5,614.8
5439000	11/1/1999	4.2	4.2	0.2732	1.15	9394	79.6237%	Fecal		CFU/100 mL	200	283.2	86400	-	5,614.8
5439000	11/24/1999	4.2	4.2	0.2732	1.15	9394	79.6237%	Fecal		CFU/100 mL	200	283.2	86400	-	5,614.8
5439000	1/5/2000	4.2	4.2	0.2732	1.15	9394	79.6237%	Fecal		CFU/100 mL	200	283.2	86400	-	5,614.8
5439000	1/18/2000	4.2	4.2	0.2732	1.15	9394	79.6237%	Fecal		CFU/100 mL	200	283.2	86400	-	5,614.8
5439000	1/22/2000	4.2	4.2	0.2732	1.15	9394	79.6237%	Fecal		CFU/100 mL	200	283.2	86400	-	5,614.8
5439000	1/24/2000	4.2	4.2	0.2732	1.15	9394	79.6237%	Fecal		CFU/100 mL	200	283.2	86400	-	5,614.8
5439000	8/22/2000	4.2	4.2	0.2732	1.15	9394	79.6237%	Fecal		CFU/100 mL	200	283.2	86400	-	5,614.8
5439000	8/26/2000	4.2	4.2	0.2732	1.15	9394	79.6237%	Fecal		CFU/100 mL	200	283.2	86400	-	5,614.8
5439000	12/23/2004	4.2	4.2	0.2732	1.15	9394	79.6237%	Fecal		CFU/100 mL	200	283.2	86400	-	5,614.8
5439000	4/18/2003	4.19	4.19	0.2732	1.14	9405	79.7169%	Fecal		CFU/100 mL	200	283.2	86400	-	5,601.4
5439000	10/4/2006	4.19	4.19	0.2732	1.14	9405	79.7169%	Fecal		CFU/100 mL	200	283.2	86400	-	5,601.4
5439000	9/13/2015	4.19	4.19	0.2732	1.14	9405	79.7169%	Fecal		CFU/100 mL	200	283.2	86400	-	5,601.4
5439000	8/5/2020	4.19	4.19	0.2732	1.14	9405	79.7169%	Fecal		CFU/100 mL	200	283.2	86400	-	5,601.4
5439000	10/21/2006	4.18	4.18	0.2732	1.14	9409	79.7508%	Fecal		CFU/100 mL	200	283.2	86400	-	5,588.0
5439000	8/3/2013	4.18	4.18	0.2732	1.14	9409	79.7508%	Fecal		CFU/100 mL	200	283.2	86400	-	5,588.0
5439000	8/27/2010	4.16	4.16	0.2732	1.14	9411	79.7678%	Fecal		CFU/100 mL	200	283.2	86400	-	5,561.3
5439000	8/3/1994	4.15	4.15	0.2732	1.13	9412	79.7762%	Fecal		CFU/100 mL	200	283.2	86400	-	5,547.9
5439000	8/17/2012	4.15	4.15	0.2732	1.13	9412	79.7762%	Fecal		CFU/100 mL	200	283.2	86400	-	5,547.9
5439000	2/23/2015	4.15	4.15	0.2732	1.13	9412	79.7762%	Fecal		CFU/100 mL	200	283.2	86400	-	5,547.9
5439000	7/16/2002	4.14	4.14	0.2732	1.13	9415	79.8017%	Fecal		CFU/100 mL	200	283.2	86400	-	5,534.5
5439000	11/15/2014	4.14	4.14	0.2732	1.13	9415	79.8017%	Fecal		CFU/100 mL	200	283.2	86400	-	5,534.5
5439000	8/28/1994	4.13	4.13	0.2732	1.13	9417	79.8186%	Fecal		CFU/100 mL	200	283.2	86400	-	5,521.2
5439000	10/4/2016	4.13	4.13	0.2732	1.13	9417	79.8186%	Fecal		CFU/100 mL	200	283.2	86400	-	5,521.2
5439000	2/28/2014	4.12	4.12	0.2732	1.13	9419	79.8356%	Fecal		CFU/100 mL	200	283.2	86400	-	5,507.8
5439000	3/7/2015	4.12	4.12	0.2732	1.13	9419	79.8356%	Fecal		CFU/100 mL	200	283.2	86400	-	5,507.8
5439000	1/10/2018	4.12	4.12	0.2732	1.13	9419	79.8356%	Fecal		CFU/100 mL	200	283.2	86400	-	5,507.8
5439000	8/21/2005	4.11	4.11	0.2732	1.12	9422	79.8610%	Fecal		CFU/100 mL	200	283.2	86400	-	5,494.4
5439000	1/11/2018	4.11	4.11	0.2732	1.12	9422	79.8610%	Fecal		CFU/100 mL	200	283.2	86400	-	5,494.4
5439000	8/8/2021	4.11	4.11	0.2732	1.12	9422	79.8610%	Fecal		CFU/100 mL	200	283.2	86400	-	5,494.4
5439000	9/26/1990	4.1	4.1	0.2732	1.12	9425	79.8864%	Fecal		CFU/100 mL	200	283.2	86400	-	5,481.1
5439000	8/14/1991	4.1	4.1	0.2732	1.12	9425	79.8864%	Fecal		CFU/100 mL	200	283.2	86400	-	5,481.1
5439000	8/31/1994	4.1	4.1	0.2732	1.12	9425	79.8864%	Fecal		CFU/100 mL	200	283.2	86400	-	5,481.1
5439000	10/30/1995	4.1	4.1	0.2732	1.12	9425	79.8864%	Fecal		CFU/100 mL	200	283.2	86400	-	5,481.1
5439000	11/23/1996	4.1	4.1	0.2732	1.12	9425	79.8864%	Fecal		CFU/100 mL	200	283.2	86400	-	5,481.1
5439000	8/11/1998	4.1	4.1	0.2732	1.12	9425	79.8864%	Fecal		CFU/100 mL	200	283.2	86400	-	5,481.1
5439000	7/31/1999	4.1	4.1	0.2732	1.12	9425	79.8864%	Fecal		CFU/100 mL	200	283.2	86400	-	5,481.1
5439000	11/5/1999	4.1	4.1	0.2732	1.12	9425	79.8864%	Fecal		CFU/100 mL	200	283.2	86400	-	5,481.1
5439000	11/6/1999	4.1	4.1	0.2732	1.12	9425	79.8864%	Fecal		CFU/100 mL	200	283.2	86400	-	5,481.1
5439000	11/23/1999	4.1	4.1	0.2732	1.12	9425	79.8864%	Fecal		CFU/100 mL	200	283.2	86400	-	5,481.1
5439000	1/19/2000	4.1	4.1	0.2732	1.12	9425	79.8864%	Fecal		CFU/100 mL	200	283.2	86400	-	5,481.1
5439000	9/25/2009	4.1	4.1	0.2732	1.12	9425	79.8864%	Fecal		CFU/100 mL	200	283.2	86400	-	5,481.1
5439000	8/10/2018	4.1	4.1	0.2732	1.12	9425	79.8864%	Fecal		CFU/100 mL	200	283.2	86400	-	5,481.1
5439000	12/20/2021	4.09	4.09	0.2732	1.12	9438	79.9966%	Fecal		CFU/100 mL	200	283.2	86400	-	5,467.7
5439000	10/25/2002	4.07	4.07	0.2732	1.11	9439	80.0051%	Fecal		CFU/100 mL	200	283.2	86400	-	5,441.0
5439000	1/11/2004	4.07	4.07	0.2732	1.11	9439	80.0051%	Fecal		CFU/100 mL	200	283.2	86400	-	5,441.0
5439000	11/24/2010	4.07	4.07	0.2732	1.11	9439	80.0051%	Fecal		CFU/100 mL	200	283.2	86400	-	5,441.0
5439000	2/24/2015	4.07	4.07	0.2732	1.11	9439	80.0051%	Fecal		CFU/100 mL	200	283.2	86400	-	5,441.0
5439000	12/24/2021	4.07	4.07	0.2732	1.11	9439	80.0051%	Fecal		CFU/100 mL	200	283.2	86400	-	5,441.0
5439000	2/3/2006	4.06	4.06	0.2732	1.11	9444	80.0475%	Fecal		CFU/100 mL	200	283.2	86400	-	5,427.6
5439000	10/29/2011	4.06	4.06	0.2732	1.11	9444	80.0475%	Fecal		CFU/100 mL	200	283.2	86400	-	5,427.6
5439000	7/9/2012	4.05	4.05	0.2732	1.11	9446	80.0644%	Fecal		CFU/100 mL	200	283.2	86400	-	5,414.2
5439000	10/25/2016	4.05	4.05	0.2732	1.11	9446	80.0644%	Fecal		CFU/100 mL	200	283.2	86400	-	5,414.2
5439000	8/25/2017	4.05	4.05	0.2732	1.11	9446	80.0644%	Fecal		CFU/100 mL	200	283.2	86400	-	5,414.2
5439000	8/2/2018	4.03	4.03	0.2732	1.10	9449	80.0898%	Fecal		CFU/100 mL	200	283.2	86400	-	5,387.5
5439000	7/5/2005	4.01	4.01	0.2732	1.10	9450	80.0983%	Fecal		CFU/100 mL	200	283.2	86400	-	5,360.8

Gage ID	Date	Discharge (CFS)	Gage Discharge (less Surrogate NPDES) (CFS)	Watershed Area Ratio	Calculated flow (CFS)	Rank	Flow Exceedance %	Parameter	Results	Units (mg or micro_gram	Limit/Standard	100mL/CF	sec/day	Actual Load (million colonies/day)	Allowable Load (million colonies/day)
5439000	12/21/2021	4.01	4.01	0.2732	1.10	9450	80.0983%	Fecal		CFU/100 mL	200	283.2	86400	-	5,360.8
5439000	7/13/1991	4	4	0.2732	1.09	9452	80.1153%	Fecal		CFU/100 mL	200	283.2	86400	-	5,347.4
5439000	7/19/1991	4	4	0.2732	1.09	9452	80.1153%	Fecal		CFU/100 mL	200	283.2	86400	-	5,347.4
5439000	7/26/1991	4	4	0.2732	1.09	9452	80.1153%	Fecal		CFU/100 mL	200	283.2	86400	-	5,347.4
5439000	9/1/1991	4	4	0.2732	1.09	9452	80.1153%	Fecal		CFU/100 mL	200	283.2	86400	-	5,347.4
5439000	11/21/1996	4	4	0.2732	1.09	9452	80.1153%	Fecal		CFU/100 mL	200	283.2	86400	-	5,347.4
5439000	10/26/1999	4	4	0.2732	1.09	9452	80.1153%	Fecal		CFU/100 mL	200	283.2	86400	-	5,347.4
5439000	11/19/1999	4	4	0.2732	1.09	9452	80.1153%	Fecal		CFU/100 mL	200	283.2	86400	-	5,347.4
5439000	12/22/1999	4	4	0.2732	1.09	9452	80.1153%	Fecal		CFU/100 mL	200	283.2	86400	-	5,347.4
5439000	1/21/2000	4	4	0.2732	1.09	9452	80.1153%	Fecal		CFU/100 mL	200	283.2	86400	-	5,347.4
5439000	1/25/2000	4	4	0.2732	1.09	9452	80.1153%	Fecal		CFU/100 mL	200	283.2	86400	-	5,347.4
5439000	2/1/2000	4	4	0.2732	1.09	9452	80.1153%	Fecal		CFU/100 mL	200	283.2	86400	-	5,347.4
5439000	2/20/2000	4	4	0.2732	1.09	9452	80.1153%	Fecal		CFU/100 mL	200	283.2	86400	-	5,347.4
5439000	9/10/2001	4	4	0.2732	1.09	9452	80.1153%	Fecal		CFU/100 mL	200	283.2	86400	-	5,347.4
5439000	12/27/2004	4	4	0.2732	1.09	9452	80.1153%	Fecal		CFU/100 mL	200	283.2	86400	-	5,347.4
5439000	8/14/2009	4	4	0.2732	1.09	9452	80.1153%	Fecal		CFU/100 mL	200	283.2	86400	-	5,347.4
5439000	1/14/2013	4	4	0.2732	1.09	9452	80.1153%	Fecal		CFU/100 mL	200	283.2	86400	-	5,347.4
5439000	2/25/2015	4	4	0.2732	1.09	9452	80.1153%	Fecal		CFU/100 mL	200	283.2	86400	-	5,347.4
5439000	6/23/2005	3.99	3.99	0.2732	1.09	9468	80.2594%	Fecal		CFU/100 mL	200	283.2	86400	-	5,334.0
5439000	12/26/2021	3.99	3.99	0.2732	1.09	9468	80.2594%	Fecal		CFU/100 mL	200	283.2	86400	-	5,334.0
5439000	8/30/2011	3.98	3.98	0.2732	1.09	9471	80.2763%	Fecal		CFU/100 mL	200	283.2	86400	-	5,320.6
5439000	8/16/2011	3.95	3.95	0.2732	1.08	9472	80.2848%	Fecal		CFU/100 mL	200	283.2	86400	-	5,280.5
5439000	3/1/2014	3.95	3.95	0.2732	1.08	9472	80.2848%	Fecal		CFU/100 mL	200	283.2	86400	-	5,280.5
5439000	9/13/2016	3.95	3.95	0.2732	1.08	9472	80.2848%	Fecal		CFU/100 mL	200	283.2	86400	-	5,280.5
5439000	11/16/2021	3.95	3.95	0.2732	1.08	9472	80.2848%	Fecal		CFU/100 mL	200	283.2	86400	-	5,280.5
5439000	3/2/2014	3.94	3.94	0.2732	1.08	9476	80.3187%	Fecal		CFU/100 mL	200	283.2	86400	-	5,267.2
5439000	2/26/2015	3.93	3.93	0.2732	1.07	9477	80.3272%	Fecal		CFU/100 mL	200	283.2	86400	-	5,253.8
5439000	2/27/2015	3.93	3.93	0.2732	1.07	9477	80.3272%	Fecal		CFU/100 mL	200	283.2	86400	-	5,253.8
5439000	2/28/2015	3.93	3.93	0.2732	1.07	9477	80.3272%	Fecal		CFU/100 mL	200	283.2	86400	-	5,253.8
5439000	3/6/2015	3.93	3.93	0.2732	1.07	9477	80.3272%	Fecal		CFU/100 mL	200	283.2	86400	-	5,253.8
5439000	10/5/2016	3.93	3.93	0.2732	1.07	9477	80.3272%	Fecal		CFU/100 mL	200	283.2	86400	-	5,253.8
5439000	8/6/2020	3.93	3.93	0.2732	1.07	9477	80.3272%	Fecal		CFU/100 mL	200	283.2	86400	-	5,253.8
5439000	9/18/2020	3.93	3.93	0.2732	1.07	9477	80.3272%	Fecal		CFU/100 mL	200	283.2	86400	-	5,253.8
5439000	11/21/2014	3.92	3.92	0.2732	1.07	9484	80.3865%	Fecal		CFU/100 mL	200	283.2	86400	-	5,240.4
5439000	8/17/2019	3.91	3.91	0.2732	1.07	9485	80.3950%	Fecal		CFU/100 mL	200	283.2	86400	-	5,227.1
5439000	8/22/2019	3.91	3.91	0.2732	1.07	9485	80.3950%	Fecal		CFU/100 mL	200	283.2	86400	-	5,227.1
5439000	7/20/1991	3.9	3.9	0.2732	1.07	9487	80.4119%	Fecal		CFU/100 mL	200	283.2	86400	-	5,213.7
5439000	7/25/1991	3.9	3.9	0.2732	1.07	9487	80.4119%	Fecal		CFU/100 mL	200	283.2	86400	-	5,213.7
5439000	8/31/1992	3.9	3.9	0.2732	1.07	9487	80.4119%	Fecal		CFU/100 mL	200	283.2	86400	-	5,213.7
5439000	9/30/1994	3.9	3.9	0.2732	1.07	9487	80.4119%	Fecal		CFU/100 mL	200	283.2	86400	-	5,213.7
5439000	10/6/1994	3.9	3.9	0.2732	1.07	9487	80.4119%	Fecal		CFU/100 mL	200	283.2	86400	-	5,213.7
5439000	11/11/1996	3.9	3.9	0.2732	1.07	9487	80.4119%	Fecal		CFU/100 mL	200	283.2	86400	-	5,213.7
5439000	7/17/1997	3.9	3.9	0.2732	1.07	9487	80.4119%	Fecal		CFU/100 mL	200	283.2	86400	-	5,213.7
5439000	11/9/1999	3.9	3.9	0.2732	1.07	9487	80.4119%	Fecal		CFU/100 mL	200	283.2	86400	-	5,213.7
5439000	12/3/1999	3.9	3.9	0.2732	1.07	9487	80.4119%	Fecal		CFU/100 mL	200	283.2	86400	-	5,213.7
5439000	1/26/2000	3.9	3.9	0.2732	1.07	9487	80.4119%	Fecal		CFU/100 mL	200	283.2	86400	-	5,213.7
5439000	1/31/2000	3.9	3.9	0.2732	1.07	9487	80.4119%	Fecal		CFU/100 mL	200	283.2	86400	-	5,213.7
5439000	8/23/2000	3.9	3.9	0.2732	1.07	9487	80.4119%	Fecal		CFU/100 mL	200	283.2	86400	-	5,213.7
5439000	8/29/2000	3.9	3.9	0.2732	1.07	9487	80.4119%	Fecal		CFU/100 mL	200	283.2	86400	-	5,213.7
5439000	1/2/2004	3.9	3.9	0.2732	1.07	9487	80.4119%	Fecal		CFU/100 mL	200	283.2	86400	-	5,213.7
5439000	12/24/2004	3.9	3.9	0.2732	1.07	9487	80.4119%	Fecal		CFU/100 mL	200	283.2	86400	-	5,213.7
5439000	7/1/2005	3.9	3.9	0.2732	1.07	9487	80.4119%	Fecal		CFU/100 mL	200	283.2	86400	-	5,213.7
5439000	8/16/2021	3.9	3.9	0.2732	1.07	9487	80.4119%	Fecal		CFU/100 mL	200	283.2	86400	-	5,213.7
5439000	10/6/2001	3.88	3.88	0.2732	1.06	9504	80.5560%	Fecal		CFU/100 mL	200	283.2	86400	-	5,187.0
5439000	10/13/2012	3.88	3.88	0.2732	1.06	9504	80.5560%	Fecal		CFU/100 mL	200	283.2	86400	-	5,187.0
5439000	12/26/2017	3.88	3.88	0.2732	1.06	9504	80.5560%	Fecal		CFU/100 mL	200	283.2	86400	-	5,187.0
5439000	3/3/2014	3.87	3.87	0.2732	1.06	9507	80.5815%	Fecal		CFU/100 mL	200	283.2	86400	-	5,173.6
5439000	3/1/2015	3.87	3.87	0.2732	1.06	9507	80.5815%	Fecal		CFU/100 mL	200	283.2	86400	-	5,173.6
5439000	3/2/2015	3.87	3.87	0.2732	1.06	9507	80.5815%	Fecal		CFU/100 mL	200	283.2	86400	-	5,173.6
5439000	3/3/2015	3.87	3.87	0.2732	1.06	9507	80.5815%	Fecal		CFU/100 mL	200	283.2	86400	-	5,173.6
5439000	3/4/2015	3.87	3.87	0.2732	1.06	9507	80.5815%	Fecal		CFU/100 mL	200	283.2	86400	-	5,173.6
5439000	3/5/2015	3.87	3.87	0.2732	1.06	9507	80.5815%	Fecal		CFU/100 mL	200	283.2	86400	-	5,173.6
5439000	8/13/2016	3.87	3.87	0.2732	1.06	9507	80.5815%	Fecal		CFU/100 mL	200	283.2	86400	-	5,173.6
5439000	11/6/2003	3.86	3.86	0.2732	1.05	9514	80.6408%	Fecal		CFU/100 mL	200	283.2	86400	-	5,160.2
5439000	7/23/2006	3.84	3.84	0.2732	1.05	9515	80.6493%	Fecal		CFU/100 mL	200	283.2	86400	-	5,133.5
5439000	9/15/2009	3.82	3.82	0.2732	1.04	9516	80.6577%	Fecal		CFU/100 mL	200	283.2	86400	-	5,106.8
5439000	9/6/2012	3.82	3.82	0.2732	1.04	9516	80.6577%	Fecal		CFU/100 mL	200	283.2	86400	-	5,106.8
5439000	8/3/2018	3.82	3.82	0.2732	1.04	9516	80.6577%	Fecal		CFU/100 mL	200	283.2	86400	-	5,106.8
5439000	9/21/2021	3.81	3.81	0.2732	1.04	9519	80.6832%	Fecal		CFU/100 mL	200	283.2	86400	-	5,093.4
5439000	8/17/1991	3.8	3.8	0.2732	1.04	9520	80.6916%	Fecal		CFU/100 mL	200	283.2	86400	-	5,080.0
5439000	8/26/1991	3.8	3.8	0.2732	1.04	9520	80.6916%	Fecal		CFU/100 mL	200	283.2	86400	-	5,080.0
5439000	10/28/1991	3.8	3.8	0.2732	1.04	9520	80.6916%	Fecal		CFU/100 mL	200	283.2	86400	-	5,080.0
5439000	9/24/1996	3.8	3.8	0.2732	1.04	9520	80.6916%	Fecal		CFU/100 mL	200	283.2	86400	-	5,080.0
5439000	8/30/1998	3.8	3.8	0.2732	1.04	9520	80.6916%	Fecal		CFU/100 mL	200	283.2	86400	-	5,080.0
5439000	10/28/1999	3.8	3.8	0.2732	1.04	9520	80.6916%	Fecal		CFU/100 mL	200	283.2	86400	-	5,080.0
5439000	11/8/1999	3.8	3.8	0.2732	1.04	9520	80.6916%	Fecal		CFU/100 mL	200	283.2	86400	-	5,080.0
5439000	11/13/1999	3.8	3.8	0.2732	1.04	9520	80.6916%	Fecal		CFU/100 mL	200	283.2	86400	-	5,080.0
5439000	1/20/2000	3.8	3.8	0.2732	1.04	9520	80.6916%	Fecal		CFU/100 mL	200	283.2	86400	-	5,080.0
5439000	1/30/2000	3.8	3.8	0.2732	1.04	9520	80.6916%	Fecal		CFU/100 mL	200	283.2	86400	-	5,080.0
5439000	2/2/2000	3.8	3.8	0.2732	1.04	9520	80.6916%	Fecal		CFU/100 mL	200	283.2	86400	-	5,080.0
5439000	8/24/2000	3.8	3.8	0.2732	1.04	9520	80.6916%	Fecal		CFU/100 mL	200	283.2	86400	-	5,080.0
5439000	9/21/2000	3.8	3.8	0.2732	1.04	9520	80.6916%	Fecal		CFU/100 mL	200	283.2	86400	-	5,080.0
5439000	9/28/2001	3.8	3.8	0.2732	1.04	9520	80.6916%	Fecal		CFU/100 mL	200	283.2	86400	-	5,080.0
5439000	12/25/2004	3.8	3.8	0.2732	1.04	9520	80.6916%	Fecal		CFU/100 mL	200	283.2	86400	-	5,080.0
5439000	12/26/2004	3.8	3.8	0.2732	1.04	9520	80.6916%	Fecal		CFU/100 mL	200	283.2	86400	-	5,080.0
5439000	10/25/2006	3.8	3.8	0.2732	1.04	9520	80.6916%	Fecal		CFU/100 mL	200	283.2	86400	-	5,080.0
5439000	9/11/2018	3.79	3.79	0.2732	1.04	9537	80.8357%	Fecal		CFU/100 mL	200	283.2	86400	-	5,066.6
5439000	6/24/2005	3.78	3.78	0.2732	1.03	9538	80.8442%	Fecal		CFU/100 mL	200	283.2	86400	-	5,053.3
5439000	9/26/2009	3.78	3.78	0.2732	1.03	9538	80.8442%	Fecal		CFU/100 mL	200	283.2	86400	-	5,053.3
5439000	9/19/2014	3.78	3.78	0.2732	1.03	9538	80.8442%	Fecal		CFU/100 mL	200	283.2	86400	-	5,053.3
5439000	11/19/2014	3.78	3.78	0.2732	1.03	9538	80.8442%	Fecal		CFU/100 mL	200	283.2	86400	-	5,053.3
5439000	10/24/2006	3.77	3.77	0.2732	1.03	9542	80.8781%	Fecal		CFU/100 mL	200	283.2	86400	-	5,039.9
5439000	10/8/2014	3.77	3.77	0.2732	1.03	9542	80.8781%	Fecal		CFU/100 mL	200	283.2	86400	-	5,039.9
5439000	10/8/2021	3.77	3.77	0.2732	1.03	9542	80.8781%	Fecal		CFU/100 mL	200	283.2	86400	-	5,039.9
5439000	3/4/2014	3.76	3.76	0.2732	1.03	9545	80.9035%	Fecal		CFU/100 mL	200	283.2	86400	-	5,026.5
5439000	3/5/2014	3.76	3.76	0.2732	1.03	9545	80.9035%	Fecal		CFU/100 mL	200	283.2	86400	-	5,026.5
5439000	3/6/2014	3.76	3.76	0.2732	1.03	9545	80.9035%	Fecal		CFU/100 mL	200	283.2	86400	-	5,026.5
5439000	3/7/2014	3.76	3.76	0.2732	1.03	9545	80.9035%	Fecal		CFU/100 mL	200	283.2	86400	-	5,026.5
5439000	3/8/2014	3.76	3.76	0.2732	1.03	9545	80.9035%	Fecal		CFU/100 mL	200	283.2	86400	-	5,026.5
5439000	8/28/2017	3.76	3.76	0.2732	1.03	9545	80.9035%	Fecal		CFU/100 mL	200	283.2	86400	-	5,026.5
5439000	12/9/2021	3.76	3.76	0.2732	1.03	9545	80.9035%	Fecal		CFU/100 mL	200	283.2	86400	-	5,026.5
5439000	7/26/2004	3.75	3.75	0.2732	1.02	9552	80.9629%	Fecal		CFU/100 mL	200	283.2	86400	-	5,013.2
5439000	1/11/2021	3.75	3.75	0.2732	1.02	9552	80.9629%	Fecal		CFU/100 mL	200	283.2	86400	-	5,013.2
5439000	9/8/2010	3.74	3.74	0.2732	1.02	9554	80.9798%	Fecal		CFU/100 mL	200	283.2	86400	-	4,999.8
5439000	11/4/2013	3.74	3.74	0.2732	1.02	9554	80.9798%	Fecal		CFU/100 mL	200	283.2	86400	-	4,999.8
5439000	12/6/2021	3.74	3.74	0.2732	1.02	9554	80.9798%	Fecal		CFU/100 mL	200	283.2	86400	-	4,999.8
5439000	8/9/2016	3.73	3.73	0.2732	1.02	9557	81.0053%	Fecal		CFU/100 mL	200	283.2	86400	-	4,986.4
5439000	8/15/2009	3.72	3.72	0.2732	1.02	9558	81.0137%	Fecal		CFU/100 mL	200	283.2	86400	-	4,973.1
5439000	8/4/2006	3.71	3.71	0.2732	1.01	9559	81.0222%	Fecal		CFU/100 mL	200	283.2	86400	-	4,959.7
5439000	9/2/1992	3.7	3.7	0.2732	1.01	9560	81.0307%	Fecal		CFU/100 mL	200	283.2	86400	-	4,946.3
5439000	2/1/1996	3.7	3.7	0.2732	1.01	9560	81.0307%	Fecal		CFU/100 mL	200	283.2	86400	-	4,946.3
5439000	10/6/1996	3.7	3.7	0.2732	1.01	9560	81.0307%	Fecal		CFU/100 mL	200	283.2	86400	-	4,946.3
5439000	10/10/1998	3.7	3.7	0.2732	1.01	9560	81.0307%	Fecal		CFU/100 mL	200	283.2	86400	-	4,946.3
5439000	10/27/1999	3.7	3.7	0.2732	1.01	9560	81.0307%	Fecal		CFU/100 mL	200	283.2	86400	-	4,946.3
5439000	11/27/1999	3.7	3.7	0.2732	1.01	9560	81.0307%	Fecal		CFU/100 mL	200	283.2	86400	-	4,946.3
5439000	1/6/2000	3.7	3.7	0.2732	1.01	9560	81.0307%	Fecal		CFU/100 mL	200	283.2	86400	-	4,946.3
5439000	1/8/2000	3.7	3.7	0.2732	1.01	9560	81.0307%	Fecal		CFU/100 mL	200	283.2	86400	-	4,946.3
5439000	1/27/2000	3.7	3.7	0.2732	1.01	9560	81.0307%	Fecal		CFU/100 mL	200	283.2	86400	-	4,946.3
5439000	1/29/2000	3.7	3.7	0.2732	1.01	9560	81.0307%	Fecal		CFU/100 mL	200	283.2	86400	-	4,946.3
5439000	2/10/2000	3.7	3.7	0.2732	1.01	9560	81.0307%	Fecal		CFU/100 mL	200	283.2	86400	-	4,946.3
5439000	2/11/2000	3.7	3.7	0.2732	1.01	9560	81.0307%	Fecal		CFU/100 mL	200	283.2	86400	-	4,946.3
5439000	2/13/2000	3.7	3.7	0.2732	1.01	9560	81.0307%	Fecal		CFU/100 mL	200	283.2	86400	-	4,946.3
5439000	10/9/2001	3.7	3.7	0.2732	1.01	9560	81.0307%	Fecal		CFU/100 mL	200	283.2	86400	-	4,946.3
5439000	11/12/2013	3.7	3.7	0.2732	1.01	9560	81.0307%	Fecal		CFU/100 mL	200	283.2	86400	-	4,946.3
5439000	10/30/2013	3.69	3.69	0.2732	1.01	9575	81.1578%	Fecal		CFU/100 mL	200	283.2	86400	-	4,933.0
5439000	11/9/2021	3.69	3.69	0.2732	1.01	9575	81.1578%	Fecal		CFU/100 mL	200	283.2	86400	-	4,933.0

Gage ID	Date	Discharge (CFS)	Gage Discharge (less Surrogate NPDES) (CFS)	Watershed Area Ratio	Calculated flow (CFS)	Rank	Flow Exceedance %	Parameter	Results	Units (mg or micro_gram	Limit/Standard	100mL/CF	sec/day	Actual Load (million colonies/day)	Allowable Load (million colonies/day)
5439000	8/28/2002	3.68	3.68	0.2732	1.01	9577	81.1748%	Fecal		CFU/100 mL	200	283.2	86400	-	4,919.6
5439000	11/7/2021	3.68	3.68	0.2732	1.01	9577	81.1748%	Fecal		CFU/100 mL	200	283.2	86400	-	4,919.6
5439000	8/7/2020	3.67	3.67	0.2732	1.00	9579	81.1917%	Fecal		CFU/100 mL	200	283.2	86400	-	4,906.2
5439000	11/29/2021	3.67	3.67	0.2732	1.00	9579	81.1917%	Fecal		CFU/100 mL	200	283.2	86400	-	4,906.2
5439000	11/30/2021	3.65	3.65	0.2732	1.00	9581	81.2087%	Fecal		CFU/100 mL	200	283.2	86400	-	4,879.5
5439000	9/6/2008	3.64	3.64	0.2732	0.99	9582	81.2172%	Fecal		CFU/100 mL	200	283.2	86400	-	4,866.1
5439000	9/12/2018	3.64	3.64	0.2732	0.99	9582	81.2172%	Fecal		CFU/100 mL	200	283.2	86400	-	4,866.1
5439000	11/8/2021	3.64	3.64	0.2732	0.99	9582	81.2172%	Fecal		CFU/100 mL	200	283.2	86400	-	4,866.1
5439000	12/23/2021	3.64	3.64	0.2732	0.99	9582	81.2172%	Fecal		CFU/100 mL	200	283.2	86400	-	4,866.1
5439000	9/2/2019	3.63	3.63	0.2732	0.99	9586	81.2511%	Fecal		CFU/100 mL	200	283.2	86400	-	4,852.7
5439000	12/22/2021	3.63	3.63	0.2732	0.99	9586	81.2511%	Fecal		CFU/100 mL	200	283.2	86400	-	4,852.7
5439000	7/26/2006	3.62	3.62	0.2732	0.99	9588	81.2680%	Fecal		CFU/100 mL	200	283.2	86400	-	4,839.4
5439000	11/4/2006	3.62	3.62	0.2732	0.99	9588	81.2680%	Fecal		CFU/100 mL	200	283.2	86400	-	4,839.4
5439000	10/18/1991	3.6	3.6	0.2732	0.98	9590	81.2850%	Fecal		CFU/100 mL	200	283.2	86400	-	4,812.6
5439000	8/28/1992	3.6	3.6	0.2732	0.98	9590	81.2850%	Fecal		CFU/100 mL	200	283.2	86400	-	4,812.6
5439000	8/10/1995	3.6	3.6	0.2732	0.98	9590	81.2850%	Fecal		CFU/100 mL	200	283.2	86400	-	4,812.6
5439000	10/2/1996	3.6	3.6	0.2732	0.98	9590	81.2850%	Fecal		CFU/100 mL	200	283.2	86400	-	4,812.6
5439000	10/3/1996	3.6	3.6	0.2732	0.98	9590	81.2850%	Fecal		CFU/100 mL	200	283.2	86400	-	4,812.6
5439000	10/24/1996	3.6	3.6	0.2732	0.98	9590	81.2850%	Fecal		CFU/100 mL	200	283.2	86400	-	4,812.6
5439000	11/12/1996	3.6	3.6	0.2732	0.98	9590	81.2850%	Fecal		CFU/100 mL	200	283.2	86400	-	4,812.6
5439000	7/22/1997	3.6	3.6	0.2732	0.98	9590	81.2850%	Fecal		CFU/100 mL	200	283.2	86400	-	4,812.6
5439000	7/24/1997	3.6	3.6	0.2732	0.98	9590	81.2850%	Fecal		CFU/100 mL	200	283.2	86400	-	4,812.6
5439000	10/29/1997	3.6	3.6	0.2732	0.98	9590	81.2850%	Fecal		CFU/100 mL	200	283.2	86400	-	4,812.6
5439000	8/1/1998	3.6	3.6	0.2732	0.98	9590	81.2850%	Fecal		CFU/100 mL	200	283.2	86400	-	4,812.6
5439000	11/10/1999	3.6	3.6	0.2732	0.98	9590	81.2850%	Fecal		CFU/100 mL	200	283.2	86400	-	4,812.6
5439000	11/16/1999	3.6	3.6	0.2732	0.98	9590	81.2850%	Fecal		CFU/100 mL	200	283.2	86400	-	4,812.6
5439000	12/23/1999	3.6	3.6	0.2732	0.98	9590	81.2850%	Fecal		CFU/100 mL	200	283.2	86400	-	4,812.6
5439000	1/28/2000	3.6	3.6	0.2732	0.98	9590	81.2850%	Fecal		CFU/100 mL	200	283.2	86400	-	4,812.6
5439000	2/3/2000	3.6	3.6	0.2732	0.98	9590	81.2850%	Fecal		CFU/100 mL	200	283.2	86400	-	4,812.6
5439000	2/14/2000	3.6	3.6	0.2732	0.98	9590	81.2850%	Fecal		CFU/100 mL	200	283.2	86400	-	4,812.6
5439000	2/16/2000	3.6	3.6	0.2732	0.98	9590	81.2850%	Fecal		CFU/100 mL	200	283.2	86400	-	4,812.6
5439000	8/30/2000	3.6	3.6	0.2732	0.98	9590	81.2850%	Fecal		CFU/100 mL	200	283.2	86400	-	4,812.6
5439000	7/18/2001	3.6	3.6	0.2732	0.98	9590	81.2850%	Fecal		CFU/100 mL	200	283.2	86400	-	4,812.6
5439000	7/19/2001	3.6	3.6	0.2732	0.98	9590	81.2850%	Fecal		CFU/100 mL	200	283.2	86400	-	4,812.6
5439000	1/3/2004	3.6	3.6	0.2732	0.98	9590	81.2850%	Fecal		CFU/100 mL	200	283.2	86400	-	4,812.6
5439000	6/25/2005	3.6	3.6	0.2732	0.98	9590	81.2850%	Fecal		CFU/100 mL	200	283.2	86400	-	4,812.6
5439000	8/22/2008	3.6	3.6	0.2732	0.98	9590	81.2850%	Fecal		CFU/100 mL	200	283.2	86400	-	4,812.6
5439000	9/19/2011	3.6	3.6	0.2732	0.98	9590	81.2850%	Fecal		CFU/100 mL	200	283.2	86400	-	4,812.6
5439000	9/7/2012	3.6	3.6	0.2732	0.98	9590	81.2850%	Fecal		CFU/100 mL	200	283.2	86400	-	4,812.6
5439000	8/18/2019	3.6	3.6	0.2732	0.98	9590	81.2850%	Fecal		CFU/100 mL	200	283.2	86400	-	4,812.6
5439000	3/22/2003	3.59	3.59	0.2732	0.98	9617	81.5138%	Fecal		CFU/100 mL	200	283.2	86400	-	4,799.3
5439000	10/18/2006	3.59	3.59	0.2732	0.98	9617	81.5138%	Fecal		CFU/100 mL	200	283.2	86400	-	4,799.3
5439000	8/12/2020	3.59	3.59	0.2732	0.98	9617	81.5138%	Fecal		CFU/100 mL	200	283.2	86400	-	4,799.3
5439000	9/19/2020	3.59	3.59	0.2732	0.98	9617	81.5138%	Fecal		CFU/100 mL	200	283.2	86400	-	4,799.3
5439000	12/3/2021	3.59	3.59	0.2732	0.98	9617	81.5138%	Fecal		CFU/100 mL	200	283.2	86400	-	4,799.3
5439000	9/4/2015	3.58	3.58	0.2732	0.98	9622	81.5562%	Fecal		CFU/100 mL	200	283.2	86400	-	4,785.9
5439000	9/18/2014	3.56	3.56	0.2732	0.97	9623	81.5647%	Fecal		CFU/100 mL	200	283.2	86400	-	4,759.2
5439000	11/10/2021	3.56	3.56	0.2732	0.97	9623	81.5647%	Fecal		CFU/100 mL	200	283.2	86400	-	4,759.2
5439000	7/3/2012	3.55	3.55	0.2732	0.97	9625	81.5816%	Fecal		CFU/100 mL	200	283.2	86400	-	4,745.8
5439000	11/13/2002	3.53	3.53	0.2732	0.96	9626	81.5901%	Fecal		CFU/100 mL	200	283.2	86400	-	4,719.1
5439000	9/25/2015	3.53	3.53	0.2732	0.96	9626	81.5901%	Fecal		CFU/100 mL	200	283.2	86400	-	4,719.1
5439000	8/30/2017	3.53	3.53	0.2732	0.96	9626	81.5901%	Fecal		CFU/100 mL	200	283.2	86400	-	4,719.1
5439000	11/14/2002	3.52	3.52	0.2732	0.96	9629	81.6155%	Fecal		CFU/100 mL	200	283.2	86400	-	4,705.7
5439000	2/19/2014	3.52	3.52	0.2732	0.96	9629	81.6155%	Fecal		CFU/100 mL	200	283.2	86400	-	4,705.7
5439000	8/4/2018	3.52	3.52	0.2732	0.96	9629	81.6155%	Fecal		CFU/100 mL	200	283.2	86400	-	4,705.7
5439000	7/31/1994	3.51	3.51	0.2732	0.96	9632	81.6410%	Fecal		CFU/100 mL	200	283.2	86400	-	4,692.3
5439000	9/27/1990	3.5	3.5	0.2732	0.96	9633	81.6494%	Fecal		CFU/100 mL	200	283.2	86400	-	4,679.0
5439000	10/7/1990	3.5	3.5	0.2732	0.96	9633	81.6494%	Fecal		CFU/100 mL	200	283.2	86400	-	4,679.0
5439000	7/28/1991	3.5	3.5	0.2732	0.96	9633	81.6494%	Fecal		CFU/100 mL	200	283.2	86400	-	4,679.0
5439000	9/18/1991	3.5	3.5	0.2732	0.96	9633	81.6494%	Fecal		CFU/100 mL	200	283.2	86400	-	4,679.0
5439000	9/24/1991	3.5	3.5	0.2732	0.96	9633	81.6494%	Fecal		CFU/100 mL	200	283.2	86400	-	4,679.0
5439000	9/26/1991	3.5	3.5	0.2732	0.96	9633	81.6494%	Fecal		CFU/100 mL	200	283.2	86400	-	4,679.0
5439000	9/29/1991	3.5	3.5	0.2732	0.96	9633	81.6494%	Fecal		CFU/100 mL	200	283.2	86400	-	4,679.0
5439000	10/11/1991	3.5	3.5	0.2732	0.96	9633	81.6494%	Fecal		CFU/100 mL	200	283.2	86400	-	4,679.0
5439000	10/14/1991	3.5	3.5	0.2732	0.96	9633	81.6494%	Fecal		CFU/100 mL	200	283.2	86400	-	4,679.0
5439000	10/19/1991	3.5	3.5	0.2732	0.96	9633	81.6494%	Fecal		CFU/100 mL	200	283.2	86400	-	4,679.0
5439000	8/13/1992	3.5	3.5	0.2732	0.96	9633	81.6494%	Fecal		CFU/100 mL	200	283.2	86400	-	4,679.0
5439000	10/9/1995	3.5	3.5	0.2732	0.96	9633	81.6494%	Fecal		CFU/100 mL	200	283.2	86400	-	4,679.0
5439000	10/23/1995	3.5	3.5	0.2732	0.96	9633	81.6494%	Fecal		CFU/100 mL	200	283.2	86400	-	4,679.0
5439000	11/24/1996	3.5	3.5	0.2732	0.96	9633	81.6494%	Fecal		CFU/100 mL	200	283.2	86400	-	4,679.0
5439000	11/7/1999	3.5	3.5	0.2732	0.96	9633	81.6494%	Fecal		CFU/100 mL	200	283.2	86400	-	4,679.0
5439000	11/20/1999	3.5	3.5	0.2732	0.96	9633	81.6494%	Fecal		CFU/100 mL	200	283.2	86400	-	4,679.0
5439000	11/26/1999	3.5	3.5	0.2732	0.96	9633	81.6494%	Fecal		CFU/100 mL	200	283.2	86400	-	4,679.0
5439000	1/3/2000	3.5	3.5	0.2732	0.96	9633	81.6494%	Fecal		CFU/100 mL	200	283.2	86400	-	4,679.0
5439000	2/4/2000	3.5	3.5	0.2732	0.96	9633	81.6494%	Fecal		CFU/100 mL	200	283.2	86400	-	4,679.0
5439000	2/5/2000	3.5	3.5	0.2732	0.96	9633	81.6494%	Fecal		CFU/100 mL	200	283.2	86400	-	4,679.0
5439000	2/9/2000	3.5	3.5	0.2732	0.96	9633	81.6494%	Fecal		CFU/100 mL	200	283.2	86400	-	4,679.0
5439000	2/12/2000	3.5	3.5	0.2732	0.96	9633	81.6494%	Fecal		CFU/100 mL	200	283.2	86400	-	4,679.0
5439000	2/15/2000	3.5	3.5	0.2732	0.96	9633	81.6494%	Fecal		CFU/100 mL	200	283.2	86400	-	4,679.0
5439000	2/17/2000	3.5	3.5	0.2732	0.96	9633	81.6494%	Fecal		CFU/100 mL	200	283.2	86400	-	4,679.0
5439000	2/18/2000	3.5	3.5	0.2732	0.96	9633	81.6494%	Fecal		CFU/100 mL	200	283.2	86400	-	4,679.0
5439000	2/19/2000	3.5	3.5	0.2732	0.96	9633	81.6494%	Fecal		CFU/100 mL	200	283.2	86400	-	4,679.0
5439000	7/27/2012	3.49	3.49	0.2732	0.95	9659	81.8698%	Fecal		CFU/100 mL	200	283.2	86400	-	4,665.6
5439000	9/14/2006	3.48	3.48	0.2732	0.95	9660	81.8783%	Fecal		CFU/100 mL	200	283.2	86400	-	4,652.2
5439000	1/17/2014	3.48	3.48	0.2732	0.95	9660	81.8783%	Fecal		CFU/100 mL	200	283.2	86400	-	4,652.2
5439000	8/30/2019	3.48	3.48	0.2732	0.95	9660	81.8783%	Fecal		CFU/100 mL	200	283.2	86400	-	4,652.2
5439000	4/3/2003	3.47	3.47	0.2732	0.95	9663	81.9037%	Fecal		CFU/100 mL	200	283.2	86400	-	4,638.9
5439000	9/18/2018	3.47	3.47	0.2732	0.95	9663	81.9037%	Fecal		CFU/100 mL	200	283.2	86400	-	4,638.9
5439000	8/17/2021	3.46	3.46	0.2732	0.95	9665	81.9207%	Fecal		CFU/100 mL	200	283.2	86400	-	4,625.5
5439000	12/5/2021	3.46	3.46	0.2732	0.95	9665	81.9207%	Fecal		CFU/100 mL	200	283.2	86400	-	4,625.5
5439000	9/25/2018	3.45	3.45	0.2732	0.94	9667	81.9376%	Fecal		CFU/100 mL	200	283.2	86400	-	4,612.1
5439000	9/16/2009	3.44	3.44	0.2732	0.94	9668	81.9461%	Fecal		CFU/100 mL	200	283.2	86400	-	4,598.7
5439000	8/8/2020	3.44	3.44	0.2732	0.94	9668	81.9461%	Fecal		CFU/100 mL	200	283.2	86400	-	4,598.7
5439000	9/13/2018	3.43	3.43	0.2732	0.94	9670	81.9630%	Fecal		CFU/100 mL	200	283.2	86400	-	4,585.4
5439000	10/7/2001	3.42	3.42	0.2732	0.93	9671	81.9715%	Fecal		CFU/100 mL	200	283.2	86400	-	4,572.0
5439000	10/6/1990	3.4	3.4	0.2732	0.93	9672	81.9800%	Fecal		CFU/100 mL	200	283.2	86400	-	4,545.3
5439000	7/30/1991	3.4	3.4	0.2732	0.93	9672	81.9800%	Fecal		CFU/100 mL	200	283.2	86400	-	4,545.3
5439000	8/27/1991	3.4	3.4	0.2732	0.93	9672	81.9800%	Fecal		CFU/100 mL	200	283.2	86400	-	4,545.3
5439000	9/23/1991	3.4	3.4	0.2732	0.93	9672	81.9800%	Fecal		CFU/100 mL	200	283.2	86400	-	4,545.3
5439000	9/27/1991	3.4	3.4	0.2732	0.93	9672	81.9800%	Fecal		CFU/100 mL	200	283.2	86400	-	4,545.3
5439000	9/3/1992	3.4	3.4	0.2732	0.93	9672	81.9800%	Fecal		CFU/100 mL	200	283.2	86400	-	4,545.3
5439000	8/7/1995	3.4	3.4	0.2732	0.93	9672	81.9800%	Fecal		CFU/100 mL	200	283.2	86400	-	4,545.3
5439000	9/22/1995	3.4	3.4	0.2732	0.93	9672	81.9800%	Fecal		CFU/100 mL	200	283.2	86400	-	4,545.3
5439000	10/4/1996	3.4	3.4	0.2732	0.93	9672	81.9800%	Fecal		CFU/100 mL	200	283.2	86400	-	4,545.3
5439000	10/20/1996	3.4	3.4	0.2732	0.93	9672	81.9800%	Fecal		CFU/100 mL	200	283.2	86400	-	4,545.3
5439000	8/12/1998	3.4	3.4	0.2732	0.93	9672	81.9800%	Fecal		CFU/100 mL	200	283.2	86400	-	4,545.3
5439000	9/18/1998	3.4	3.4	0.2732	0.93	9672	81.9800%	Fecal		CFU/100 mL	200	283.2	86400	-	4,545.3
5439000	8/23/1999	3.4	3.4	0.2732	0.93	9672	81.9800%	Fecal		CFU/100 mL	200	283.2	86400	-	4,545.3
5439000	11/18/1999	3.4	3.4	0.2732	0.93	9672	81.9800%	Fecal		CFU/100 mL	200	283.2	86400	-	4,545.3
5439000	12/26/1999	3.4	3.4	0.2732	0.93	9672	81.9800%	Fecal		CFU/100 mL	200	283.2	86400	-	4,545.3
5439000	1/7/2000	3.4	3.4	0.2732	0.93	9672	81.9800%	Fecal		CFU/100 mL	200	283.2	86400	-	4,545.3
5439000	2/6/2000	3.4	3.4	0.2732	0.93	9672	81.9800%	Fecal		CFU/100 mL	200	283.2	86400	-	4,545.3
5439000	2/7/2000	3.4	3.4	0.2732	0.93	9672	81.9800%	Fecal		CFU/100 mL	200	283.2	86400	-	4,545.3
5439000	7/16/2001	3.4	3.4	0.2732	0.93	9672	81.9800%	Fecal		CFU/100 mL	200	283.2	86400	-	4,545.3
5439000	7/17/2006	3.4	3.4	0.2732	0.93	9672	81.9800%	Fecal		CFU/100 mL	200	283.2	86400	-	4,545.3
5439000	8/11/2018	3.39	3.39	0.2732	0.93	9692	82.1495%	Fecal		CFU/100 mL	200	283.2	86400	-	4,531.9
5439000	8/6/1994	3.38	3.38	0.2732	0.92	9693	82.1580%	Fecal		CFU/100 mL	200	283.2	86400	-	4,518.5
5439000	11/25/2010	3.38	3.38	0.2732	0.92	9693	82.1580%	Fecal		CFU/100 mL	200	283.2	86400	-	4,518.5
5439000	9/8/2012	3.38	3.38	0.2732	0.92	9693	82.1580%	Fecal		CFU/100 mL	200	283.2	86400	-	4,518.5
5439000	4/21/2003	3.37	3.37	0.2732	0.92	9696	82.1834%	Fecal		CFU/100 mL	200	283.2	86400	-	4,505.2
5439000	11/26/2004	3.37	3.37	0.2732	0.92	9696	82.1834%	Fecal		CFU/100 mL	200	283.2	86400	-	4,505.2
5439000	11/20/2006	3.37	3.37	0.2732	0.92	9696	82.1834%	Fecal		CFU/100 mL	200	283.2	86400	-	4,505.2
5439000	8/31/2017	3.37	3.37	0.2732	0.92	9696	82.1834%	Fecal		CFU/100 mL	200	283.2	86400	-	4,505.2
5439000	8/8/2019	3.37	3.37	0.2732	0.92	9696	82.1834%	Fecal		CFU/100 mL	200	283.2	86400	-	4,505.2
5439000	10/8/2001	3.36	3.36	0.2732	0.92	9701	82.2258%	Fecal		CFU/100 mL	200	283.2	86400	-	4,491.8
5439000	9/24/2006	3.36	3.36	0.2732	0.92	9701	82.2258%	Fecal		CFU/100 mL	200	283.2	86400	-	4,491.8

Gage ID	Date	Discharge (CFS)	Gage Discharge (less Surrogate NPDES) (CFS)	Watershed Area Ratio	Calculated flow (CFS)	Rank	Flow Exceedance %	Parameter	Results	Units (mg or micro_gram	Limit/Standard	100mL/CF	sec/day	Actual Load (million colonies/day)	Allowable Load (million colonies/day)
5439000	8/29/1994	3.34	3.34	0.2732	0.91	9703	82.2428%	Fecal		CFU/100 mL	200	283.2	86400	-	4,465.1
5439000	11/6/2004	3.34	3.34	0.2732	0.91	9703	82.2428%	Fecal		CFU/100 mL	200	283.2	86400	-	4,465.1
5439000	9/19/2012	3.34	3.34	0.2732	0.91	9703	82.2428%	Fecal		CFU/100 mL	200	283.2	86400	-	4,465.1
5439000	9/3/2013	3.34	3.34	0.2732	0.91	9703	82.2428%	Fecal		CFU/100 mL	200	283.2	86400	-	4,465.1
5439000	9/19/2018	3.33	3.33	0.2732	0.91	9707	82.2767%	Fecal		CFU/100 mL	200	283.2	86400	-	4,451.7
5439000	8/1/2002	3.32	3.32	0.2732	0.91	9708	82.2851%	Fecal		CFU/100 mL	200	283.2	86400	-	4,438.3
5439000	8/12/2008	3.32	3.32	0.2732	0.91	9708	82.2851%	Fecal		CFU/100 mL	200	283.2	86400	-	4,438.3
5439000	10/27/2012	3.32	3.32	0.2732	0.91	9708	82.2851%	Fecal		CFU/100 mL	200	283.2	86400	-	4,438.3
5439000	8/9/2020	3.32	3.32	0.2732	0.91	9708	82.2851%	Fecal		CFU/100 mL	200	283.2	86400	-	4,438.3
5439000	8/4/2013	3.31	3.31	0.2732	0.90	9712	82.3190%	Fecal		CFU/100 mL	200	283.2	86400	-	4,425.0
5439000	7/27/1991	3.3	3.3	0.2732	0.90	9713	82.3275%	Fecal		CFU/100 mL	200	283.2	86400	-	4,411.6
5439000	9/21/1991	3.3	3.3	0.2732	0.90	9713	82.3275%	Fecal		CFU/100 mL	200	283.2	86400	-	4,411.6
5439000	10/24/1991	3.3	3.3	0.2732	0.90	9713	82.3275%	Fecal		CFU/100 mL	200	283.2	86400	-	4,411.6
5439000	8/22/1995	3.3	3.3	0.2732	0.90	9713	82.3275%	Fecal		CFU/100 mL	200	283.2	86400	-	4,411.6
5439000	10/11/1995	3.3	3.3	0.2732	0.90	9713	82.3275%	Fecal		CFU/100 mL	200	283.2	86400	-	4,411.6
5439000	9/25/1996	3.3	3.3	0.2732	0.90	9713	82.3275%	Fecal		CFU/100 mL	200	283.2	86400	-	4,411.6
5439000	10/5/1996	3.3	3.3	0.2732	0.90	9713	82.3275%	Fecal		CFU/100 mL	200	283.2	86400	-	4,411.6
5439000	10/25/1996	3.3	3.3	0.2732	0.90	9713	82.3275%	Fecal		CFU/100 mL	200	283.2	86400	-	4,411.6
5439000	11/19/1996	3.3	3.3	0.2732	0.90	9713	82.3275%	Fecal		CFU/100 mL	200	283.2	86400	-	4,411.6
5439000	11/5/1997	3.3	3.3	0.2732	0.90	9713	82.3275%	Fecal		CFU/100 mL	200	283.2	86400	-	4,411.6
5439000	10/15/1998	3.3	3.3	0.2732	0.90	9713	82.3275%	Fecal		CFU/100 mL	200	283.2	86400	-	4,411.6
5439000	8/1/1999	3.3	3.3	0.2732	0.90	9713	82.3275%	Fecal		CFU/100 mL	200	283.2	86400	-	4,411.6
5439000	11/15/1999	3.3	3.3	0.2732	0.90	9713	82.3275%	Fecal		CFU/100 mL	200	283.2	86400	-	4,411.6
5439000	11/17/1999	3.3	3.3	0.2732	0.90	9713	82.3275%	Fecal		CFU/100 mL	200	283.2	86400	-	4,411.6
5439000	12/24/1999	3.3	3.3	0.2732	0.90	9713	82.3275%	Fecal		CFU/100 mL	200	283.2	86400	-	4,411.6
5439000	12/27/1999	3.3	3.3	0.2732	0.90	9713	82.3275%	Fecal		CFU/100 mL	200	283.2	86400	-	4,411.6
5439000	2/8/2000	3.3	3.3	0.2732	0.90	9713	82.3275%	Fecal		CFU/100 mL	200	283.2	86400	-	4,411.6
5439000	9/29/2001	3.3	3.3	0.2732	0.90	9713	82.3275%	Fecal		CFU/100 mL	200	283.2	86400	-	4,411.6
5439000	9/30/2001	3.3	3.3	0.2732	0.90	9713	82.3275%	Fecal		CFU/100 mL	200	283.2	86400	-	4,411.6
5439000	10/19/2006	3.3	3.3	0.2732	0.90	9713	82.3275%	Fecal		CFU/100 mL	200	283.2	86400	-	4,411.6
5439000	8/5/2013	3.3	3.3	0.2732	0.90	9713	82.3275%	Fecal		CFU/100 mL	200	283.2	86400	-	4,411.6
5439000	8/5/2018	3.3	3.3	0.2732	0.90	9713	82.3275%	Fecal		CFU/100 mL	200	283.2	86400	-	4,411.6
5439000	9/27/2009	3.29	3.29	0.2732	0.90	9735	82.5140%	Fecal		CFU/100 mL	200	283.2	86400	-	4,398.2
5439000	8/10/2016	3.28	3.28	0.2732	0.90	9736	82.5225%	Fecal		CFU/100 mL	200	283.2	86400	-	4,384.9
5439000	8/26/2017	3.28	3.28	0.2732	0.90	9736	82.5225%	Fecal		CFU/100 mL	200	283.2	86400	-	4,384.9
5439000	7/27/2004	3.27	3.27	0.2732	0.89	9738	82.5394%	Fecal		CFU/100 mL	200	283.2	86400	-	4,371.5
5439000	8/1/2012	3.27	3.27	0.2732	0.89	9738	82.5394%	Fecal		CFU/100 mL	200	283.2	86400	-	4,371.5
5439000	12/15/2012	3.27	3.27	0.2732	0.89	9738	82.5394%	Fecal		CFU/100 mL	200	283.2	86400	-	4,371.5
5439000	10/12/2013	3.27	3.27	0.2732	0.89	9738	82.5394%	Fecal		CFU/100 mL	200	283.2	86400	-	4,371.5
5439000	11/26/2013	3.27	3.27	0.2732	0.89	9738	82.5394%	Fecal		CFU/100 mL	200	283.2	86400	-	4,371.5
5439000	10/27/2015	3.27	3.27	0.2732	0.89	9738	82.5394%	Fecal		CFU/100 mL	200	283.2	86400	-	4,371.5
5439000	12/4/2021	3.27	3.27	0.2732	0.89	9738	82.5394%	Fecal		CFU/100 mL	200	283.2	86400	-	4,371.5
5439000	11/5/2013	3.26	3.26	0.2732	0.89	9745	82.5987%	Fecal		CFU/100 mL	200	283.2	86400	-	4,358.1
5439000	6/26/2005	3.25	3.25	0.2732	0.89	9746	82.6072%	Fecal		CFU/100 mL	200	283.2	86400	-	4,344.7
5439000	9/5/1994	3.24	3.24	0.2732	0.89	9747	82.6157%	Fecal		CFU/100 mL	200	283.2	86400	-	4,331.4
5439000	10/25/2015	3.24	3.24	0.2732	0.89	9747	82.6157%	Fecal		CFU/100 mL	200	283.2	86400	-	4,331.4
5439000	8/19/2019	3.24	3.24	0.2732	0.89	9747	82.6157%	Fecal		CFU/100 mL	200	283.2	86400	-	4,331.4
5439000	11/25/2013	3.23	3.23	0.2732	0.88	9750	82.6411%	Fecal		CFU/100 mL	200	283.2	86400	-	4,318.0
5439000	10/16/2021	3.23	3.23	0.2732	0.88	9750	82.6411%	Fecal		CFU/100 mL	200	283.2	86400	-	4,318.0
5439000	7/25/2003	3.22	3.22	0.2732	0.88	9752	82.6581%	Fecal		CFU/100 mL	200	283.2	86400	-	4,304.6
5439000	7/22/2012	3.22	3.22	0.2732	0.88	9752	82.6581%	Fecal		CFU/100 mL	200	283.2	86400	-	4,304.6
5439000	12/20/2013	3.22	3.22	0.2732	0.88	9752	82.6581%	Fecal		CFU/100 mL	200	283.2	86400	-	4,304.6
5439000	8/6/2004	3.21	3.21	0.2732	0.88	9755	82.6835%	Fecal		CFU/100 mL	200	283.2	86400	-	4,291.3
5439000	9/25/1991	3.2	3.2	0.2732	0.87	9756	82.6920%	Fecal		CFU/100 mL	200	283.2	86400	-	4,277.9
5439000	9/28/1991	3.2	3.2	0.2732	0.87	9756	82.6920%	Fecal		CFU/100 mL	200	283.2	86400	-	4,277.9
5439000	10/13/1991	3.2	3.2	0.2732	0.87	9756	82.6920%	Fecal		CFU/100 mL	200	283.2	86400	-	4,277.9
5439000	10/15/1995	3.2	3.2	0.2732	0.87	9756	82.6920%	Fecal		CFU/100 mL	200	283.2	86400	-	4,277.9
5439000	10/13/1996	3.2	3.2	0.2732	0.87	9756	82.6920%	Fecal		CFU/100 mL	200	283.2	86400	-	4,277.9
5439000	7/23/1997	3.2	3.2	0.2732	0.87	9756	82.6920%	Fecal		CFU/100 mL	200	283.2	86400	-	4,277.9
5439000	8/27/1998	3.2	3.2	0.2732	0.87	9756	82.6920%	Fecal		CFU/100 mL	200	283.2	86400	-	4,277.9
5439000	9/29/1998	3.2	3.2	0.2732	0.87	9756	82.6920%	Fecal		CFU/100 mL	200	283.2	86400	-	4,277.9
5439000	8/27/1999	3.2	3.2	0.2732	0.87	9756	82.6920%	Fecal		CFU/100 mL	200	283.2	86400	-	4,277.9
5439000	11/14/1999	3.2	3.2	0.2732	0.87	9756	82.6920%	Fecal		CFU/100 mL	200	283.2	86400	-	4,277.9
5439000	11/25/1999	3.2	3.2	0.2732	0.87	9756	82.6920%	Fecal		CFU/100 mL	200	283.2	86400	-	4,277.9
5439000	12/25/1999	3.2	3.2	0.2732	0.87	9756	82.6920%	Fecal		CFU/100 mL	200	283.2	86400	-	4,277.9
5439000	12/28/1999	3.2	3.2	0.2732	0.87	9756	82.6920%	Fecal		CFU/100 mL	200	283.2	86400	-	4,277.9
5439000	12/31/1999	3.2	3.2	0.2732	0.87	9756	82.6920%	Fecal		CFU/100 mL	200	283.2	86400	-	4,277.9
5439000	1/1/2000	3.2	3.2	0.2732	0.87	9756	82.6920%	Fecal		CFU/100 mL	200	283.2	86400	-	4,277.9
5439000	1/2/2000	3.2	3.2	0.2732	0.87	9756	82.6920%	Fecal		CFU/100 mL	200	283.2	86400	-	4,277.9
5439000	4/27/2003	3.2	3.2	0.2732	0.87	9756	82.6920%	Fecal		CFU/100 mL	200	283.2	86400	-	4,277.9
5439000	8/29/2004	3.2	3.2	0.2732	0.87	9756	82.6920%	Fecal		CFU/100 mL	200	283.2	86400	-	4,277.9
5439000	9/28/2009	3.2	3.2	0.2732	0.87	9756	82.6920%	Fecal		CFU/100 mL	200	283.2	86400	-	4,277.9
5439000	11/23/2013	3.2	3.2	0.2732	0.87	9756	82.6920%	Fecal		CFU/100 mL	200	283.2	86400	-	4,277.9
5439000	9/26/2018	3.2	3.2	0.2732	0.87	9756	82.6920%	Fecal		CFU/100 mL	200	283.2	86400	-	4,277.9
5439000	11/5/2006	3.19	3.19	0.2732	0.87	9777	82.8700%	Fecal		CFU/100 mL	200	283.2	86400	-	4,264.5
5439000	8/14/2016	3.19	3.19	0.2732	0.87	9777	82.8700%	Fecal		CFU/100 mL	200	283.2	86400	-	4,264.5
5439000	9/14/2015	3.18	3.18	0.2732	0.87	9779	82.8869%	Fecal		CFU/100 mL	200	283.2	86400	-	4,251.2
5439000	8/18/2021	3.18	3.18	0.2732	0.87	9779	82.8869%	Fecal		CFU/100 mL	200	283.2	86400	-	4,251.2
5439000	11/24/2006	3.17	3.17	0.2732	0.87	9781	82.9039%	Fecal		CFU/100 mL	200	283.2	86400	-	4,237.8
5439000	12/3/2010	3.17	3.17	0.2732	0.87	9781	82.9039%	Fecal		CFU/100 mL	200	283.2	86400	-	4,237.8
5439000	8/24/2015	3.17	3.17	0.2732	0.87	9781	82.9039%	Fecal		CFU/100 mL	200	283.2	86400	-	4,237.8
5439000	9/20/2020	3.17	3.17	0.2732	0.87	9781	82.9039%	Fecal		CFU/100 mL	200	283.2	86400	-	4,237.8
5439000	12/14/2010	3.16	3.16	0.2732	0.86	9785	82.9378%	Fecal		CFU/100 mL	200	283.2	86400	-	4,224.4
5439000	9/1/2011	3.15	3.15	0.2732	0.86	9786	82.9463%	Fecal		CFU/100 mL	200	283.2	86400	-	4,211.1
5439000	11/12/2002	3.14	3.14	0.2732	0.86	9787	82.9547%	Fecal		CFU/100 mL	200	283.2	86400	-	4,197.7
5439000	6/27/2005	3.14	3.14	0.2732	0.86	9787	82.9547%	Fecal		CFU/100 mL	200	283.2	86400	-	4,197.7
5439000	9/9/2010	3.14	3.14	0.2732	0.86	9787	82.9547%	Fecal		CFU/100 mL	200	283.2	86400	-	4,197.7
5439000	8/23/2016	3.14	3.14	0.2732	0.86	9787	82.9547%	Fecal		CFU/100 mL	200	283.2	86400	-	4,197.7
5439000	8/31/2019	3.14	3.14	0.2732	0.86	9787	82.9547%	Fecal		CFU/100 mL	200	283.2	86400	-	4,197.7
5439000	12/23/2012	3.13	3.13	0.2732	0.86	9792	82.9971%	Fecal		CFU/100 mL	200	283.2	86400	-	4,184.3
5439000	10/11/2014	3.13	3.13	0.2732	0.86	9792	82.9971%	Fecal		CFU/100 mL	200	283.2	86400	-	4,184.3
5439000	8/23/2019	3.13	3.13	0.2732	0.86	9792	82.9971%	Fecal		CFU/100 mL	200	283.2	86400	-	4,184.3
5439000	9/2/2020	3.12	3.12	0.2732	0.85	9795	83.0225%	Fecal		CFU/100 mL	200	283.2	86400	-	4,171.0
5439000	10/1/1990	3.1	3.1	0.2732	0.85	9796	83.0310%	Fecal		CFU/100 mL	200	283.2	86400	-	4,144.2
5439000	8/19/1991	3.1	3.1	0.2732	0.85	9796	83.0310%	Fecal		CFU/100 mL	200	283.2	86400	-	4,144.2
5439000	9/10/1991	3.1	3.1	0.2732	0.85	9796	83.0310%	Fecal		CFU/100 mL	200	283.2	86400	-	4,144.2
5439000	10/12/1991	3.1	3.1	0.2732	0.85	9796	83.0310%	Fecal		CFU/100 mL	200	283.2	86400	-	4,144.2
5439000	8/14/1992	3.1	3.1	0.2732	0.85	9796	83.0310%	Fecal		CFU/100 mL	200	283.2	86400	-	4,144.2
5439000	10/25/1995	3.1	3.1	0.2732	0.85	9796	83.0310%	Fecal		CFU/100 mL	200	283.2	86400	-	4,144.2
5439000	11/13/1996	3.1	3.1	0.2732	0.85	9796	83.0310%	Fecal		CFU/100 mL	200	283.2	86400	-	4,144.2
5439000	11/20/1996	3.1	3.1	0.2732	0.85	9796	83.0310%	Fecal		CFU/100 mL	200	283.2	86400	-	4,144.2
5439000	8/20/1997	3.1	3.1	0.2732	0.85	9796	83.0310%	Fecal		CFU/100 mL	200	283.2	86400	-	4,144.2
5439000	11/2/1997	3.1	3.1	0.2732	0.85	9796	83.0310%	Fecal		CFU/100 mL	200	283.2	86400	-	4,144.2
5439000	11/29/1997	3.1	3.1	0.2732	0.85	9796	83.0310%	Fecal		CFU/100 mL	200	283.2	86400	-	4,144.2
5439000	11/30/1997	3.1	3.1	0.2732	0.85	9796	83.0310%	Fecal		CFU/100 mL	200	283.2	86400	-	4,144.2
5439000	10/11/1998	3.1	3.1	0.2732	0.85	9796	83.0310%	Fecal		CFU/100 mL	200	283.2	86400	-	4,144.2
5439000	11/28/1999	3.1	3.1	0.2732	0.85	9796	83.0310%	Fecal		CFU/100 mL	200	283.2	86400	-	4,144.2
5439000	12/29/1999	3.1	3.1	0.2732	0.85	9796	83.0310%	Fecal		CFU/100 mL	200	283.2	86400	-	4,144.2
5439000	12/30/1999	3.1	3.1	0.2732	0.85	9796	83.0310%	Fecal		CFU/100 mL	200	283.2	86400	-	4,144.2
5439000	12/4/2010	3.1	3.1	0.2732	0.85	9796	83.0310%	Fecal		CFU/100 mL	200	283.2	86400	-	4,144.2
5439000	9/5/2015	3.1	3.1	0.2732	0.85	9796	83.0310%	Fecal		CFU/100 mL	200	283.2	86400	-	4,144.2
5439000	8/6/2018	3.1	3.1	0.2732	0.85	9796	83.0310%	Fecal		CFU/100 mL	200	283.2	86400	-	4,144.2
5439000	1/16/2004	3.09	3.09	0.2732	0.84	9815	83.1921%	Fecal		CFU/100 mL	200	283.2	86400	-	4,130.9
5439000	7/24/2006	3.09	3.09	0.2732	0.84	9815	83.1921%	Fecal		CFU/100 mL	200	283.2	86400	-	4,130.9
5439000	10/9/2014	3.09	3.09	0.2732	0.84	9815	83.1921%	Fecal		CFU/100 mL	200	283.2	86400	-	4,130.9
5439000	12/8/2021	3.08	3.08	0.2732	0.84	9818	83.2175%	Fecal		CFU/100 mL	200	283.2	86400	-	4,117.5
5439000	1/10/2004	3.07	3.07	0.2732	0.84	9819	83.2260%	Fecal		CFU/100 mL	200	283.2	86400	-	4,104.1
5439000	10/29/2010	3.07	3.07	0.2732	0.84	9819	83.2260%	Fecal		CFU/100 mL	200	283.2	86400	-	4,104.1
5439000	9/26/2015	3.07	3.07	0.2732	0.84	9819	83.2260%	Fecal		CFU/100 mL	200	283.2	86400	-	4,104.1
5439000	9/14/2016	3.06	3.06	0.2732	0.84	9822	83.2514%	Fecal		CFU/100 mL	200	283.2	86400	-	4,090.7
5439000	9/19/2009	3.05	3.05	0.2732	0.83	9823	83.2599%	Fecal		CFU/100 mL	200	283.2	86400	-	4,077.4
5439000	9/21/2020	3.05	3.05	0.2732	0.83	9823	83.2599%	Fecal		CFU/100 mL	200	283.2	86400	-	4,077.4
5439000	9/1/1994	3.04	3.04	0.2732	0.83	9825	83.2768%	Fecal		CFU/100 mL	200	283.2	86400	-	4,064.0
5439000	9/10/2010	3.04	3.04	0.2732	0.83	9825	83.2768%	Fecal		CFU/100 mL	200	283.2	86400	-	4,064.0
5439000	8/13/2020	3.03	3.03	0.2732	0.83	9827	83.2938%	Fecal		CFU/100 mL	200	283.2	86400	-	4,050.6
5439000	2/4/2006	3.02	3.02	0.2732	0.82	9828	83.3023%	Fecal		CFU/100 mL	200	283.2	86400	-	4,037.3

Gage ID	Date	Discharge (CFS)	Gage Discharge (less Surrogate NPDES) (CFS)	Watershed Area Ratio	Calculated flow (CFS)	Rank	Flow Exceedance %	Parameter	Results	Units (mg or micro_gram	Limit/Standard	100mL/CF	sec/day	Actual Load (million colonies/day)	Allowable Load (million colonies/day)
5439000	12/23/2013	3.02	3.02	0.2732	0.82	9828	83.3023%	Fecal		CFU/100 mL	200	283.2	86400	-	4,037.3
5439000	8/19/2021	3.02	3.02	0.2732	0.82	9828	83.3023%	Fecal		CFU/100 mL	200	283.2	86400	-	4,037.3
5439000	9/28/1990	3	3	0.2732	0.82	9831	83.3277%	Fecal		CFU/100 mL	200	283.2	86400	-	4,010.5
5439000	9/29/1990	3	3	0.2732	0.82	9831	83.3277%	Fecal		CFU/100 mL	200	283.2	86400	-	4,010.5
5439000	10/2/1990	3	3	0.2732	0.82	9831	83.3277%	Fecal		CFU/100 mL	200	283.2	86400	-	4,010.5
5439000	8/6/1991	3	3	0.2732	0.82	9831	83.3277%	Fecal		CFU/100 mL	200	283.2	86400	-	4,010.5
5439000	9/7/1991	3	3	0.2732	0.82	9831	83.3277%	Fecal		CFU/100 mL	200	283.2	86400	-	4,010.5
5439000	9/19/1991	3	3	0.2732	0.82	9831	83.3277%	Fecal		CFU/100 mL	200	283.2	86400	-	4,010.5
5439000	9/22/1991	3	3	0.2732	0.82	9831	83.3277%	Fecal		CFU/100 mL	200	283.2	86400	-	4,010.5
5439000	10/20/1991	3	3	0.2732	0.82	9831	83.3277%	Fecal		CFU/100 mL	200	283.2	86400	-	4,010.5
5439000	10/21/1991	3	3	0.2732	0.82	9831	83.3277%	Fecal		CFU/100 mL	200	283.2	86400	-	4,010.5
5439000	10/1/1995	3	3	0.2732	0.82	9831	83.3277%	Fecal		CFU/100 mL	200	283.2	86400	-	4,010.5
5439000	8/2/1998	3	3	0.2732	0.82	9831	83.3277%	Fecal		CFU/100 mL	200	283.2	86400	-	4,010.5
5439000	11/22/1999	3	3	0.2732	0.82	9831	83.3277%	Fecal		CFU/100 mL	200	283.2	86400	-	4,010.5
5439000	8/28/2000	3	3	0.2732	0.82	9831	83.3277%	Fecal		CFU/100 mL	200	283.2	86400	-	4,010.5
5439000	8/18/2001	3	3	0.2732	0.82	9831	83.3277%	Fecal		CFU/100 mL	200	283.2	86400	-	4,010.5
5439000	7/21/2005	3	3	0.2732	0.82	9831	83.3277%	Fecal		CFU/100 mL	200	283.2	86400	-	4,010.5
5439000	8/17/2011	3	3	0.2732	0.82	9831	83.3277%	Fecal		CFU/100 mL	200	283.2	86400	-	4,010.5
5439000	8/25/2018	3	3	0.2732	0.82	9831	83.3277%	Fecal		CFU/100 mL	200	283.2	86400	-	4,010.5
5439000	3/26/2003	2.99	2.99	0.2732	0.82	9848	83.4718%	Fecal		CFU/100 mL	200	283.2	86400	-	3,997.2
5439000	7/27/2005	2.99	2.99	0.2732	0.82	9848	83.4718%	Fecal		CFU/100 mL	200	283.2	86400	-	3,997.2
5439000	3/30/2003	2.98	2.98	0.2732	0.81	9850	83.4887%	Fecal		CFU/100 mL	200	283.2	86400	-	3,983.8
5439000	11/8/2006	2.98	2.98	0.2732	0.81	9850	83.4887%	Fecal		CFU/100 mL	200	283.2	86400	-	3,983.8
5439000	9/17/2009	2.98	2.98	0.2732	0.81	9850	83.4887%	Fecal		CFU/100 mL	200	283.2	86400	-	3,983.8
5439000	1/10/2013	2.98	2.98	0.2732	0.81	9850	83.4887%	Fecal		CFU/100 mL	200	283.2	86400	-	3,983.8
5439000	10/10/2014	2.98	2.98	0.2732	0.81	9850	83.4887%	Fecal		CFU/100 mL	200	283.2	86400	-	3,983.8
5439000	11/6/2006	2.97	2.97	0.2732	0.81	9855	83.5311%	Fecal		CFU/100 mL	200	283.2	86400	-	3,970.4
5439000	11/7/2006	2.97	2.97	0.2732	0.81	9855	83.5311%	Fecal		CFU/100 mL	200	283.2	86400	-	3,970.4
5439000	8/12/2018	2.97	2.97	0.2732	0.81	9855	83.5311%	Fecal		CFU/100 mL	200	283.2	86400	-	3,970.4
5439000	8/12/2004	2.96	2.96	0.2732	0.81	9858	83.5565%	Fecal		CFU/100 mL	200	283.2	86400	-	3,957.1
5439000	7/2/2005	2.96	2.96	0.2732	0.81	9858	83.5565%	Fecal		CFU/100 mL	200	283.2	86400	-	3,957.1
5439000	11/21/2006	2.95	2.95	0.2732	0.81	9860	83.5735%	Fecal		CFU/100 mL	200	283.2	86400	-	3,943.7
5439000	9/22/2014	2.95	2.95	0.2732	0.81	9860	83.5735%	Fecal		CFU/100 mL	200	283.2	86400	-	3,943.7
5439000	8/11/2004	2.94	2.94	0.2732	0.80	9862	83.5904%	Fecal		CFU/100 mL	200	283.2	86400	-	3,930.3
5439000	11/8/2004	2.93	2.93	0.2732	0.80	9863	83.5989%	Fecal		CFU/100 mL	200	283.2	86400	-	3,917.0
5439000	7/6/2005	2.93	2.93	0.2732	0.80	9863	83.5989%	Fecal		CFU/100 mL	200	283.2	86400	-	3,917.0
5439000	10/12/2010	2.93	2.93	0.2732	0.80	9863	83.5989%	Fecal		CFU/100 mL	200	283.2	86400	-	3,917.0
5439000	1/10/2014	2.93	2.93	0.2732	0.80	9863	83.5989%	Fecal		CFU/100 mL	200	283.2	86400	-	3,917.0
5439000	9/20/2014	2.93	2.93	0.2732	0.80	9863	83.5989%	Fecal		CFU/100 mL	200	283.2	86400	-	3,917.0
5439000	9/3/1994	2.92	2.92	0.2732	0.80	9868	83.6413%	Fecal		CFU/100 mL	200	283.2	86400	-	3,903.6
5439000	7/19/2002	2.92	2.92	0.2732	0.80	9868	83.6413%	Fecal		CFU/100 mL	200	283.2	86400	-	3,903.6
5439000	11/6/2002	2.91	2.91	0.2732	0.79	9870	83.6582%	Fecal		CFU/100 mL	200	283.2	86400	-	3,890.2
5439000	9/4/2011	2.91	2.91	0.2732	0.79	9870	83.6582%	Fecal		CFU/100 mL	200	283.2	86400	-	3,890.2
5439000	9/20/2018	2.91	2.91	0.2732	0.79	9870	83.6582%	Fecal		CFU/100 mL	200	283.2	86400	-	3,890.2
5439000	9/30/1990	2.9	2.9	0.2732	0.79	9873	83.6837%	Fecal		CFU/100 mL	200	283.2	86400	-	3,876.9
5439000	10/23/1991	2.9	2.9	0.2732	0.79	9873	83.6837%	Fecal		CFU/100 mL	200	283.2	86400	-	3,876.9
5439000	8/15/1992	2.9	2.9	0.2732	0.79	9873	83.6837%	Fecal		CFU/100 mL	200	283.2	86400	-	3,876.9
5439000	8/29/1992	2.9	2.9	0.2732	0.79	9873	83.6837%	Fecal		CFU/100 mL	200	283.2	86400	-	3,876.9
5439000	10/17/1995	2.9	2.9	0.2732	0.79	9873	83.6837%	Fecal		CFU/100 mL	200	283.2	86400	-	3,876.9
5439000	10/11/1996	2.9	2.9	0.2732	0.79	9873	83.6837%	Fecal		CFU/100 mL	200	283.2	86400	-	3,876.9
5439000	10/12/1996	2.9	2.9	0.2732	0.79	9873	83.6837%	Fecal		CFU/100 mL	200	283.2	86400	-	3,876.9
5439000	11/14/1996	2.9	2.9	0.2732	0.79	9873	83.6837%	Fecal		CFU/100 mL	200	283.2	86400	-	3,876.9
5439000	11/15/1996	2.9	2.9	0.2732	0.79	9873	83.6837%	Fecal		CFU/100 mL	200	283.2	86400	-	3,876.9
5439000	11/16/1996	2.9	2.9	0.2732	0.79	9873	83.6837%	Fecal		CFU/100 mL	200	283.2	86400	-	3,876.9
5439000	11/29/1996	2.9	2.9	0.2732	0.79	9873	83.6837%	Fecal		CFU/100 mL	200	283.2	86400	-	3,876.9
5439000	10/1/1998	2.9	2.9	0.2732	0.79	9873	83.6837%	Fecal		CFU/100 mL	200	283.2	86400	-	3,876.9
5439000	11/21/1999	2.9	2.9	0.2732	0.79	9873	83.6837%	Fecal		CFU/100 mL	200	283.2	86400	-	3,876.9
5439000	7/20/2001	2.9	2.9	0.2732	0.79	9873	83.6837%	Fecal		CFU/100 mL	200	283.2	86400	-	3,876.9
5439000	1/4/2004	2.9	2.9	0.2732	0.79	9873	83.6837%	Fecal		CFU/100 mL	200	283.2	86400	-	3,876.9
5439000	8/19/2005	2.9	2.9	0.2732	0.79	9873	83.6837%	Fecal		CFU/100 mL	200	283.2	86400	-	3,876.9
5439000	8/26/2013	2.89	2.89	0.2732	0.79	9889	83.8193%	Fecal		CFU/100 mL	200	283.2	86400	-	3,863.5
5439000	8/21/2018	2.89	2.89	0.2732	0.79	9889	83.8193%	Fecal		CFU/100 mL	200	283.2	86400	-	3,863.5
5439000	8/3/2003	2.88	2.88	0.2732	0.79	9891	83.8362%	Fecal		CFU/100 mL	200	283.2	86400	-	3,850.1
5439000	8/9/2019	2.88	2.88	0.2732	0.79	9891	83.8362%	Fecal		CFU/100 mL	200	283.2	86400	-	3,850.1
5439000	11/9/2006	2.86	2.86	0.2732	0.78	9893	83.8532%	Fecal		CFU/100 mL	200	283.2	86400	-	3,823.4
5439000	7/28/2003	2.85	2.85	0.2732	0.78	9894	83.8617%	Fecal		CFU/100 mL	200	283.2	86400	-	3,810.0
5439000	9/15/2015	2.85	2.85	0.2732	0.78	9894	83.8617%	Fecal		CFU/100 mL	200	283.2	86400	-	3,810.0
5439000	8/20/2021	2.85	2.85	0.2732	0.78	9894	83.8617%	Fecal		CFU/100 mL	200	283.2	86400	-	3,810.0
5439000	11/11/2002	2.84	2.84	0.2732	0.78	9897	83.8871%	Fecal		CFU/100 mL	200	283.2	86400	-	3,796.6
5439000	8/28/2004	2.84	2.84	0.2732	0.78	9897	83.8871%	Fecal		CFU/100 mL	200	283.2	86400	-	3,796.6
5439000	12/7/2021	2.84	2.84	0.2732	0.78	9897	83.8871%	Fecal		CFU/100 mL	200	283.2	86400	-	3,796.6
5439000	10/1/2001	2.83	2.83	0.2732	0.77	9900	83.9125%	Fecal		CFU/100 mL	200	283.2	86400	-	3,783.3
5439000	11/10/2002	2.83	2.83	0.2732	0.77	9900	83.9125%	Fecal		CFU/100 mL	200	283.2	86400	-	3,783.3
5439000	6/28/2005	2.83	2.83	0.2732	0.77	9900	83.9125%	Fecal		CFU/100 mL	200	283.2	86400	-	3,783.3
5439000	7/4/2012	2.83	2.83	0.2732	0.77	9900	83.9125%	Fecal		CFU/100 mL	200	283.2	86400	-	3,783.3
5439000	1/15/2013	2.83	2.83	0.2732	0.77	9900	83.9125%	Fecal		CFU/100 mL	200	283.2	86400	-	3,783.3
5439000	9/17/2015	2.83	2.83	0.2732	0.77	9900	83.9125%	Fecal		CFU/100 mL	200	283.2	86400	-	3,783.3
5439000	8/16/2020	2.83	2.83	0.2732	0.77	9900	83.9125%	Fecal		CFU/100 mL	200	283.2	86400	-	3,783.3
5439000	11/13/2013	2.82	2.82	0.2732	0.77	9907	83.9719%	Fecal		CFU/100 mL	200	283.2	86400	-	3,769.9
5439000	9/29/2020	2.82	2.82	0.2732	0.77	9907	83.9719%	Fecal		CFU/100 mL	200	283.2	86400	-	3,769.9
5439000	12/22/2013	2.81	2.81	0.2732	0.77	9909	83.9888%	Fecal		CFU/100 mL	200	283.2	86400	-	3,756.5
5439000	8/24/2020	2.81	2.81	0.2732	0.77	9909	83.9888%	Fecal		CFU/100 mL	200	283.2	86400	-	3,756.5
5439000	8/5/1991	2.8	2.8	0.2732	0.76	9911	84.0058%	Fecal		CFU/100 mL	200	283.2	86400	-	3,743.2
5439000	9/20/1991	2.8	2.8	0.2732	0.76	9911	84.0058%	Fecal		CFU/100 mL	200	283.2	86400	-	3,743.2
5439000	8/23/1995	2.8	2.8	0.2732	0.76	9911	84.0058%	Fecal		CFU/100 mL	200	283.2	86400	-	3,743.2
5439000	10/21/1995	2.8	2.8	0.2732	0.76	9911	84.0058%	Fecal		CFU/100 mL	200	283.2	86400	-	3,743.2
5439000	2/2/1996	2.8	2.8	0.2732	0.76	9911	84.0058%	Fecal		CFU/100 mL	200	283.2	86400	-	3,743.2
5439000	10/14/1996	2.8	2.8	0.2732	0.76	9911	84.0058%	Fecal		CFU/100 mL	200	283.2	86400	-	3,743.2
5439000	11/27/1996	2.8	2.8	0.2732	0.76	9911	84.0058%	Fecal		CFU/100 mL	200	283.2	86400	-	3,743.2
5439000	8/31/1998	2.8	2.8	0.2732	0.76	9911	84.0058%	Fecal		CFU/100 mL	200	283.2	86400	-	3,743.2
5439000	11/29/1999	2.8	2.8	0.2732	0.76	9911	84.0058%	Fecal		CFU/100 mL	200	283.2	86400	-	3,743.2
5439000	8/27/2000	2.8	2.8	0.2732	0.76	9911	84.0058%	Fecal		CFU/100 mL	200	283.2	86400	-	3,743.2
5439000	10/13/2013	2.8	2.8	0.2732	0.76	9911	84.0058%	Fecal		CFU/100 mL	200	283.2	86400	-	3,743.2
5439000	9/22/2020	2.8	2.8	0.2732	0.76	9911	84.0058%	Fecal		CFU/100 mL	200	283.2	86400	-	3,743.2
5439000	4/1/2003	2.79	2.79	0.2732	0.76	9923	84.1075%	Fecal		CFU/100 mL	200	283.2	86400	-	3,729.8
5439000	12/5/2003	2.79	2.79	0.2732	0.76	9923	84.1075%	Fecal		CFU/100 mL	200	283.2	86400	-	3,729.8
5439000	8/6/2013	2.79	2.79	0.2732	0.76	9923	84.1075%	Fecal		CFU/100 mL	200	283.2	86400	-	3,729.8
5439000	11/21/2003	2.78	2.78	0.2732	0.76	9926	84.1329%	Fecal		CFU/100 mL	200	283.2	86400	-	3,716.4
5439000	7/28/2004	2.78	2.78	0.2732	0.76	9926	84.1329%	Fecal		CFU/100 mL	200	283.2	86400	-	3,716.4
5439000	9/24/2010	2.78	2.78	0.2732	0.76	9926	84.1329%	Fecal		CFU/100 mL	200	283.2	86400	-	3,716.4
5439000	12/5/2010	2.78	2.78	0.2732	0.76	9926	84.1329%	Fecal		CFU/100 mL	200	283.2	86400	-	3,716.4
5439000	8/11/2016	2.78	2.78	0.2732	0.76	9926	84.1329%	Fecal		CFU/100 mL	200	283.2	86400	-	3,716.4
5439000	8/13/2018	2.78	2.78	0.2732	0.76	9926	84.1329%	Fecal		CFU/100 mL	200	283.2	86400	-	3,716.4
5439000	8/19/2018	2.78	2.78	0.2732	0.76	9926	84.1329%	Fecal		CFU/100 mL	200	283.2	86400	-	3,716.4
5439000	8/17/2018	2.75	2.75	0.2732	0.75	9933	84.1922%	Fecal		CFU/100 mL	200	283.2	86400	-	3,676.3
5439000	8/16/2018	2.74	2.74	0.2732	0.75	9934	84.2007%	Fecal		CFU/100 mL	200	283.2	86400	-	3,663.0
5439000	8/18/2018	2.74	2.74	0.2732	0.75	9934	84.2007%	Fecal		CFU/100 mL	200	283.2	86400	-	3,663.0
5439000	11/7/2002	2.73	2.73	0.2732	0.75	9936	84.2177%	Fecal		CFU/100 mL	200	283.2	86400	-	3,649.6
5439000	9/3/2011	2.73	2.73	0.2732	0.75	9936	84.2177%	Fecal		CFU/100 mL	200	283.2	86400	-	3,649.6
5439000	7/18/2006	2.72	2.72	0.2732	0.74	9938	84.2346%	Fecal		CFU/100 mL	200	283.2	86400	-	3,636.2
5439000	9/10/2008	2.72	2.72	0.2732	0.74	9938	84.2346%	Fecal		CFU/100 mL	200	283.2	86400	-	3,636.2
5439000	9/27/2015	2.72	2.72	0.2732	0.74	9938	84.2346%	Fecal		CFU/100 mL	200	283.2	86400	-	3,636.2
5439000	1/4/2006	2.71	2.71	0.2732	0.74	9941	84.2600%	Fecal		CFU/100 mL	200	283.2	86400	-	3,622.9
5439000	8/20/2018	2.71	2.71	0.2732	0.74	9941	84.2600%	Fecal		CFU/100 mL	200	283.2	86400	-	3,622.9
5439000	9/14/2018	2.71	2.71	0.2732	0.74	9941	84.2600%	Fecal		CFU/100 mL	200	283.2	86400	-	3,622.9
5439000	7/31/1991	2.7	2.7	0.2732	0.74	9944	84.2855%	Fecal		CFU/100 mL	200	283.2	86400	-	3,609.5
5439000	8/4/1991	2.7	2.7	0.2732	0.74	9944	84.2855%	Fecal		CFU/100 mL	200	283.2	86400	-	3,609.5
5439000	8/20/1991	2.7	2.7	0.2732	0.74	9944	84.2855%	Fecal		CFU/100 mL	200	283.2	86400	-	3,609.5
5439000	10/15/1991	2.7	2.7	0.2732	0.74	9944	84.2855%	Fecal		CFU/100 mL	200	283.2	86400	-	3,609.5
5439000	10/22/1991	2.7	2.7	0.2732	0.74	9944	84.2855%	Fecal		CFU/100 mL	200	283.2	86400	-	3,609.5
5439000	9/6/1992	2.7	2.7	0.2732	0.74	9944	84.2855%	Fecal		CFU/100 mL	200	283.2	86400	-	3,609.5
5439000	9/7/1992	2.7	2.7	0.2732	0.74	9944	84.2855%	Fecal		CFU/100 mL	200	283.2	86400	-	3,609.5
5439000	10/22/1995	2.7	2.7	0.2732	0.74	9944	84.2855%	Fecal		CFU/100 mL	200	283.2	86400	-	3,609.5
5439000	10/26/1995	2.7	2.7	0.2732	0.74	9944	84.2855%	Fecal		CFU/100 mL	200	283.2	86400	-	3,609.5
5439000	10/10/1996	2.7	2.7	0.2732	0.74	9944	84.2855%	Fecal		CFU/100 mL	200	283.2	86400	-	3,609.5
5439000	10/26/1996	2.7	2.7	0.2732	0.74	9944	84.2855%	Fecal		CFU/100 mL	200	283.2	86400	-	3,609.5

Gage ID	Date	Discharge (CFS)	Gage Discharge (less Surrogate NPDES) (CFS)	Watershed Area Ratio	Calculated flow (CFS)	Rank	Flow Exceedance %	Parameter	Results	Units (mg or micro_gram	Limit/Standard	100mL/CF	sec/day	Actual Load (million colonies/day)	Allowable Load (million colonies/day)
5439000	10/27/1996	2.7	2.7	0.2732	0.74	9944	84.2855%	Fecal		CFU/100 mL	200	283.2	86400	-	3,609.5
5439000	11/25/1996	2.7	2.7	0.2732	0.74	9944	84.2855%	Fecal		CFU/100 mL	200	283.2	86400	-	3,609.5
5439000	1/17/2004	2.7	2.7	0.2732	0.74	9944	84.2855%	Fecal		CFU/100 mL	200	283.2	86400	-	3,609.5
5439000	9/2/1994	2.69	2.69	0.2732	0.73	9958	84.4041%	Fecal		CFU/100 mL	200	283.2	86400	-	3,596.1
5439000	11/24/2004	2.69	2.69	0.2732	0.73	9958	84.4041%	Fecal		CFU/100 mL	200	283.2	86400	-	3,596.1
5439000	11/29/2005	2.69	2.69	0.2732	0.73	9958	84.4041%	Fecal		CFU/100 mL	200	283.2	86400	-	3,596.1
5439000	11/22/2006	2.69	2.69	0.2732	0.73	9958	84.4041%	Fecal		CFU/100 mL	200	283.2	86400	-	3,596.1
5439000	9/18/2009	2.69	2.69	0.2732	0.73	9958	84.4041%	Fecal		CFU/100 mL	200	283.2	86400	-	3,596.1
5439000	10/12/2014	2.69	2.69	0.2732	0.73	9958	84.4041%	Fecal		CFU/100 mL	200	283.2	86400	-	3,596.1
5439000	8/29/2002	2.68	2.68	0.2732	0.73	9964	84.4550%	Fecal		CFU/100 mL	200	283.2	86400	-	3,582.7
5439000	11/7/2004	2.68	2.68	0.2732	0.73	9964	84.4550%	Fecal		CFU/100 mL	200	283.2	86400	-	3,582.7
5439000	9/23/2014	2.68	2.68	0.2732	0.73	9964	84.4550%	Fecal		CFU/100 mL	200	283.2	86400	-	3,582.7
5439000	8/14/2018	2.68	2.68	0.2732	0.73	9964	84.4550%	Fecal		CFU/100 mL	200	283.2	86400	-	3,582.7
5439000	10/6/2002	2.67	2.67	0.2732	0.73	9968	84.4889%	Fecal		CFU/100 mL	200	283.2	86400	-	3,569.4
5439000	10/17/2021	2.67	2.67	0.2732	0.73	9968	84.4889%	Fecal		CFU/100 mL	200	283.2	86400	-	3,569.4
5439000	7/17/2002	2.65	2.65	0.2732	0.72	9970	84.5058%	Fecal		CFU/100 mL	200	283.2	86400	-	3,542.6
5439000	8/6/2012	2.65	2.65	0.2732	0.72	9970	84.5058%	Fecal		CFU/100 mL	200	283.2	86400	-	3,542.6
5439000	9/16/2013	2.65	2.65	0.2732	0.72	9970	84.5058%	Fecal		CFU/100 mL	200	283.2	86400	-	3,542.6
5439000	9/6/1994	2.64	2.64	0.2732	0.72	9973	84.5313%	Fecal		CFU/100 mL	200	283.2	86400	-	3,529.3
5439000	8/21/2021	2.64	2.64	0.2732	0.72	9973	84.5313%	Fecal		CFU/100 mL	200	283.2	86400	-	3,529.3
5439000	11/21/2004	2.63	2.63	0.2732	0.72	9975	84.5482%	Fecal		CFU/100 mL	200	283.2	86400	-	3,515.9
5439000	7/20/2005	2.63	2.63	0.2732	0.72	9975	84.5482%	Fecal		CFU/100 mL	200	283.2	86400	-	3,515.9
5439000	9/29/2009	2.62	2.62	0.2732	0.72	9977	84.5652%	Fecal		CFU/100 mL	200	283.2	86400	-	3,502.5
5439000	9/28/2015	2.62	2.62	0.2732	0.72	9977	84.5652%	Fecal		CFU/100 mL	200	283.2	86400	-	3,502.5
5439000	8/15/2016	2.62	2.62	0.2732	0.72	9977	84.5652%	Fecal		CFU/100 mL	200	283.2	86400	-	3,502.5
5439000	8/16/1992	2.6	2.6	0.2732	0.71	9980	84.5906%	Fecal		CFU/100 mL	200	283.2	86400	-	3,475.8
5439000	8/7/1994	2.6	2.6	0.2732	0.71	9980	84.5906%	Fecal		CFU/100 mL	200	283.2	86400	-	3,475.8
5439000	10/9/1996	2.6	2.6	0.2732	0.71	9980	84.5906%	Fecal		CFU/100 mL	200	283.2	86400	-	3,475.8
5439000	11/7/1997	2.6	2.6	0.2732	0.71	9980	84.5906%	Fecal		CFU/100 mL	200	283.2	86400	-	3,475.8
5439000	12/25/1997	2.6	2.6	0.2732	0.71	9980	84.5906%	Fecal		CFU/100 mL	200	283.2	86400	-	3,475.8
5439000	9/7/1998	2.6	2.6	0.2732	0.71	9980	84.5906%	Fecal		CFU/100 mL	200	283.2	86400	-	3,475.8
5439000	10/12/1998	2.6	2.6	0.2732	0.71	9980	84.5906%	Fecal		CFU/100 mL	200	283.2	86400	-	3,475.8
5439000	12/2/1999	2.6	2.6	0.2732	0.71	9980	84.5906%	Fecal		CFU/100 mL	200	283.2	86400	-	3,475.8
5439000	7/17/2001	2.6	2.6	0.2732	0.71	9980	84.5906%	Fecal		CFU/100 mL	200	283.2	86400	-	3,475.8
5439000	10/4/2013	2.6	2.6	0.2732	0.71	9980	84.5906%	Fecal		CFU/100 mL	200	283.2	86400	-	3,475.8
5439000	8/24/2019	2.6	2.6	0.2732	0.71	9980	84.5906%	Fecal		CFU/100 mL	200	283.2	86400	-	3,475.8
5439000	8/14/2020	2.6	2.6	0.2732	0.71	9980	84.5906%	Fecal		CFU/100 mL	200	283.2	86400	-	3,475.8
5439000	8/4/2003	2.59	2.59	0.2732	0.71	9992	84.6923%	Fecal		CFU/100 mL	200	283.2	86400	-	3,462.4
5439000	11/23/2006	2.59	2.59	0.2732	0.71	9992	84.6923%	Fecal		CFU/100 mL	200	283.2	86400	-	3,462.4
5439000	7/10/2012	2.59	2.59	0.2732	0.71	9992	84.6923%	Fecal		CFU/100 mL	200	283.2	86400	-	3,462.4
5439000	8/25/2020	2.59	2.59	0.2732	0.71	9992	84.6923%	Fecal		CFU/100 mL	200	283.2	86400	-	3,462.4
5439000	11/9/2002	2.58	2.58	0.2732	0.70	9996	84.7262%	Fecal		CFU/100 mL	200	283.2	86400	-	3,449.1
5439000	8/26/2020	2.58	2.58	0.2732	0.70	9996	84.7262%	Fecal		CFU/100 mL	200	283.2	86400	-	3,449.1
5439000	10/6/2013	2.57	2.57	0.2732	0.70	9998	84.7432%	Fecal		CFU/100 mL	200	283.2	86400	-	3,435.7
5439000	8/25/2021	2.57	2.57	0.2732	0.70	9998	84.7432%	Fecal		CFU/100 mL	200	283.2	86400	-	3,435.7
5439000	10/2/2001	2.56	2.56	0.2732	0.70	10000	84.7601%	Fecal		CFU/100 mL	200	283.2	86400	-	3,422.3
5439000	11/17/2003	2.56	2.56	0.2732	0.70	10000	84.7601%	Fecal		CFU/100 mL	200	283.2	86400	-	3,422.3
5439000	12/21/2013	2.56	2.56	0.2732	0.70	10000	84.7601%	Fecal		CFU/100 mL	200	283.2	86400	-	3,422.3
5439000	7/27/2006	2.55	2.55	0.2732	0.70	10003	84.7856%	Fecal		CFU/100 mL	200	283.2	86400	-	3,409.0
5439000	10/2/2015	2.55	2.55	0.2732	0.70	10003	84.7856%	Fecal		CFU/100 mL	200	283.2	86400	-	3,409.0
5439000	8/28/2020	2.55	2.55	0.2732	0.70	10003	84.7856%	Fecal		CFU/100 mL	200	283.2	86400	-	3,409.0
5439000	7/27/2002	2.54	2.54	0.2732	0.69	10006	84.8110%	Fecal		CFU/100 mL	200	283.2	86400	-	3,395.6
5439000	11/8/2002	2.54	2.54	0.2732	0.69	10006	84.8110%	Fecal		CFU/100 mL	200	283.2	86400	-	3,395.6
5439000	8/13/2008	2.54	2.54	0.2732	0.69	10006	84.8110%	Fecal		CFU/100 mL	200	283.2	86400	-	3,395.6
5439000	8/14/2012	2.54	2.54	0.2732	0.69	10006	84.8110%	Fecal		CFU/100 mL	200	283.2	86400	-	3,395.6
5439000	1/9/2004	2.53	2.53	0.2732	0.69	10010	84.8449%	Fecal		CFU/100 mL	200	283.2	86400	-	3,382.2
5439000	11/25/2006	2.53	2.53	0.2732	0.69	10010	84.8449%	Fecal		CFU/100 mL	200	283.2	86400	-	3,382.2
5439000	10/17/2013	2.52	2.52	0.2732	0.69	10012	84.8618%	Fecal		CFU/100 mL	200	283.2	86400	-	3,368.9
5439000	4/22/2003	2.51	2.51	0.2732	0.69	10013	84.8703%	Fecal		CFU/100 mL	200	283.2	86400	-	3,355.5
5439000	9/7/2015	2.51	2.51	0.2732	0.69	10013	84.8703%	Fecal		CFU/100 mL	200	283.2	86400	-	3,355.5
5439000	8/10/2019	2.51	2.51	0.2732	0.69	10013	84.8703%	Fecal		CFU/100 mL	200	283.2	86400	-	3,355.5
5439000	8/15/2020	2.51	2.51	0.2732	0.69	10013	84.8703%	Fecal		CFU/100 mL	200	283.2	86400	-	3,355.5
5439000	8/27/2021	2.51	2.51	0.2732	0.69	10013	84.8703%	Fecal		CFU/100 mL	200	283.2	86400	-	3,355.5
5439000	9/11/1991	2.5	2.5	0.2732	0.68	10018	84.9127%	Fecal		CFU/100 mL	200	283.2	86400	-	3,342.1
5439000	9/30/1991	2.5	2.5	0.2732	0.68	10018	84.9127%	Fecal		CFU/100 mL	200	283.2	86400	-	3,342.1
5439000	10/17/1991	2.5	2.5	0.2732	0.68	10018	84.9127%	Fecal		CFU/100 mL	200	283.2	86400	-	3,342.1
5439000	8/11/1995	2.5	2.5	0.2732	0.68	10018	84.9127%	Fecal		CFU/100 mL	200	283.2	86400	-	3,342.1
5439000	8/24/1995	2.5	2.5	0.2732	0.68	10018	84.9127%	Fecal		CFU/100 mL	200	283.2	86400	-	3,342.1
5439000	9/20/1995	2.5	2.5	0.2732	0.68	10018	84.9127%	Fecal		CFU/100 mL	200	283.2	86400	-	3,342.1
5439000	10/7/1996	2.5	2.5	0.2732	0.68	10018	84.9127%	Fecal		CFU/100 mL	200	283.2	86400	-	3,342.1
5439000	10/28/1996	2.5	2.5	0.2732	0.68	10018	84.9127%	Fecal		CFU/100 mL	200	283.2	86400	-	3,342.1
5439000	11/28/1996	2.5	2.5	0.2732	0.68	10018	84.9127%	Fecal		CFU/100 mL	200	283.2	86400	-	3,342.1
5439000	8/13/1998	2.5	2.5	0.2732	0.68	10018	84.9127%	Fecal		CFU/100 mL	200	283.2	86400	-	3,342.1
5439000	10/13/1998	2.5	2.5	0.2732	0.68	10018	84.9127%	Fecal		CFU/100 mL	200	283.2	86400	-	3,342.1
5439000	10/16/1998	2.5	2.5	0.2732	0.68	10018	84.9127%	Fecal		CFU/100 mL	200	283.2	86400	-	3,342.1
5439000	9/9/2012	2.5	2.5	0.2732	0.68	10018	84.9127%	Fecal		CFU/100 mL	200	283.2	86400	-	3,342.1
5439000	11/24/2013	2.5	2.5	0.2732	0.68	10018	84.9127%	Fecal		CFU/100 mL	200	283.2	86400	-	3,342.1
5439000	7/31/2002	2.49	2.49	0.2732	0.68	10032	85.0314%	Fecal		CFU/100 mL	200	283.2	86400	-	3,328.7
5439000	10/28/2012	2.49	2.49	0.2732	0.68	10032	85.0314%	Fecal		CFU/100 mL	200	283.2	86400	-	3,328.7
5439000	12/24/2013	2.49	2.49	0.2732	0.68	10032	85.0314%	Fecal		CFU/100 mL	200	283.2	86400	-	3,328.7
5439000	9/6/2015	2.49	2.49	0.2732	0.68	10032	85.0314%	Fecal		CFU/100 mL	200	283.2	86400	-	3,328.7
5439000	9/1/2017	2.49	2.49	0.2732	0.68	10032	85.0314%	Fecal		CFU/100 mL	200	283.2	86400	-	3,328.7
5439000	10/3/2021	2.49	2.49	0.2732	0.68	10032	85.0314%	Fecal		CFU/100 mL	200	283.2	86400	-	3,328.7
5439000	12/24/2012	2.48	2.48	0.2732	0.68	10038	85.0822%	Fecal		CFU/100 mL	200	283.2	86400	-	3,315.4
5439000	6/29/2005	2.47	2.47	0.2732	0.67	10039	85.0907%	Fecal		CFU/100 mL	200	283.2	86400	-	3,302.0
5439000	9/29/2015	2.47	2.47	0.2732	0.67	10039	85.0907%	Fecal		CFU/100 mL	200	283.2	86400	-	3,302.0
5439000	8/22/2021	2.47	2.47	0.2732	0.67	10039	85.0907%	Fecal		CFU/100 mL	200	283.2	86400	-	3,302.0
5439000	9/4/1994	2.46	2.46	0.2732	0.67	10042	85.1161%	Fecal		CFU/100 mL	200	283.2	86400	-	3,288.6
5439000	7/18/2002	2.46	2.46	0.2732	0.67	10042	85.1161%	Fecal		CFU/100 mL	200	283.2	86400	-	3,288.6
5439000	10/18/2013	2.46	2.46	0.2732	0.67	10042	85.1161%	Fecal		CFU/100 mL	200	283.2	86400	-	3,288.6
5439000	8/26/2021	2.46	2.46	0.2732	0.67	10042	85.1161%	Fecal		CFU/100 mL	200	283.2	86400	-	3,288.6
5439000	11/7/2003	2.45	2.45	0.2732	0.67	10046	85.1500%	Fecal		CFU/100 mL	200	283.2	86400	-	3,275.3
5439000	7/11/2012	2.45	2.45	0.2732	0.67	10046	85.1500%	Fecal		CFU/100 mL	200	283.2	86400	-	3,275.3
5439000	9/4/2012	2.45	2.45	0.2732	0.67	10046	85.1500%	Fecal		CFU/100 mL	200	283.2	86400	-	3,275.3
5439000	8/26/2015	2.45	2.45	0.2732	0.67	10046	85.1500%	Fecal		CFU/100 mL	200	283.2	86400	-	3,275.3
5439000	9/23/2020	2.45	2.45	0.2732	0.67	10046	85.1500%	Fecal		CFU/100 mL	200	283.2	86400	-	3,275.3
5439000	9/25/2006	2.44	2.44	0.2732	0.67	10051	85.1924%	Fecal		CFU/100 mL	200	283.2	86400	-	3,261.9
5439000	8/27/2020	2.44	2.44	0.2732	0.67	10051	85.1924%	Fecal		CFU/100 mL	200	283.2	86400	-	3,261.9
5439000	8/29/2020	2.44	2.44	0.2732	0.67	10051	85.1924%	Fecal		CFU/100 mL	200	283.2	86400	-	3,261.9
5439000	12/20/2002	2.43	2.43	0.2732	0.66	10054	85.2178%	Fecal		CFU/100 mL	200	283.2	86400	-	3,248.5
5439000	7/26/2012	2.43	2.43	0.2732	0.66	10054	85.2178%	Fecal		CFU/100 mL	200	283.2	86400	-	3,248.5
5439000	11/22/2003	2.42	2.42	0.2732	0.66	10056	85.2348%	Fecal		CFU/100 mL	200	283.2	86400	-	3,235.2
5439000	8/13/2013	2.42	2.42	0.2732	0.66	10056	85.2348%	Fecal		CFU/100 mL	200	283.2	86400	-	3,235.2
5439000	9/15/2016	2.42	2.42	0.2732	0.66	10056	85.2348%	Fecal		CFU/100 mL	200	283.2	86400	-	3,235.2
5439000	8/7/2002	2.41	2.41	0.2732	0.66	10059	85.2602%	Fecal		CFU/100 mL	200	283.2	86400	-	3,221.8
5439000	8/13/2005	2.41	2.41	0.2732	0.66	10059	85.2602%	Fecal		CFU/100 mL	200	283.2	86400	-	3,221.8
5439000	8/18/1991	2.4	2.4	0.2732	0.66	10061	85.2772%	Fecal		CFU/100 mL	200	283.2	86400	-	3,208.4
5439000	10/16/1991	2.4	2.4	0.2732	0.66	10061	85.2772%	Fecal		CFU/100 mL	200	283.2	86400	-	3,208.4
5439000	8/9/1995	2.4	2.4	0.2732	0.66	10061	85.2772%	Fecal		CFU/100 mL	200	283.2	86400	-	3,208.4
5439000	10/8/1996	2.4	2.4	0.2732	0.66	10061	85.2772%	Fecal		CFU/100 mL	200	283.2	86400	-	3,208.4
5439000	10/14/1997	2.4	2.4	0.2732	0.66	10061	85.2772%	Fecal		CFU/100 mL	200	283.2	86400	-	3,208.4
5439000	10/17/1997	2.4	2.4	0.2732	0.66	10061	85.2772%	Fecal		CFU/100 mL	200	283.2	86400	-	3,208.4
5439000	10/30/1997	2.4	2.4	0.2732	0.66	10061	85.2772%	Fecal		CFU/100 mL	200	283.2	86400	-	3,208.4
5439000	10/31/1997	2.4	2.4	0.2732	0.66	10061	85.2772%	Fecal		CFU/100 mL	200	283.2	86400	-	3,208.4
5439000	9/4/1998	2.4	2.4	0.2732	0.66	10061	85.2772%	Fecal		CFU/100 mL	200	283.2	86400	-	3,208.4
5439000	11/30/1999	2.4	2.4	0.2732	0.66	10061	85.2772%	Fecal		CFU/100 mL	200	283.2	86400	-	3,208.4
5439000	12/1/1999	2.4	2.4	0.2732	0.66	10061	85.2772%	Fecal		CFU/100 mL	200	283.2	86400	-	3,208.4
5439000	7/22/2001	2.4	2.4	0.2732	0.66	10061	85.2772%	Fecal		CFU/100 mL	200	283.2	86400	-	3,208.4
5439000	1/5/2004	2.4	2.4	0.2732	0.66	10061	85.2772%	Fecal		CFU/100 mL	200	283.2	86400	-	3,208.4
5439000	7/29/2004	2.4	2.4	0.2732	0.66	10061	85.2772%	Fecal		CFU/100 mL	200	283.2	86400	-	3,208.4
5439000	12/11/2010	2.4	2.4	0.2732	0.66	10061	85.2772%	Fecal		CFU/100 mL	200	283.2	86400	-	3,208.4
5439000	9/22/2012	2.4	2.4	0.2732	0.66	10061	85.2772%	Fecal		CFU/100 mL	200	283.2	86400	-	3,208.4
5439000	8/22/2018	2.4	2.4	0.2732	0.66	10061	85.2772%	Fecal		CFU/100 mL	200	283.2	86400	-	3,208.4
5439000	9/22/2002	2.38	2.38	0.2732	0.65	10078	85.4213%	Fecal		CFU/100 mL	200	283.2	86400	-	3,181.7
5439000	8/25/2015	2.38	2.38	0.2732	0.65	10078	85.4213%	Fecal		CFU/100 mL	200	283.2	86400	-	3,181.7
5439000	10/26/2015	2.38	2.38	0.2732	0.65	10078	85.4213%	Fecal		CFU/100 mL	200	283.2	86400	-	3,181.7

Gage ID	Date	Discharge (CFS)	Gage Discharge (less Surrogate NPDES) (CFS)	Watershed Area Ratio	Calculated flow (CFS)	Rank	Flow Exceedance %	Parameter	Results	Units (mg or micro_gram	Limit/Standard	100mL/CF	sec/day	Actual Load (million colonies/day)	Allowable Load (million colonies/day)
5439000	11/23/2003	2.37	2.37	0.2732	0.65	10081	85.4467%	Fecal		CFU/100 mL	200	283.2	86400	-	3,168.3
5439000	7/26/2005	2.37	2.37	0.2732	0.65	10081	85.4467%	Fecal		CFU/100 mL	200	283.2	86400	-	3,168.3
5439000	1/16/2013	2.37	2.37	0.2732	0.65	10081	85.4467%	Fecal		CFU/100 mL	200	283.2	86400	-	3,168.3
5439000	8/23/2021	2.37	2.37	0.2732	0.65	10081	85.4467%	Fecal		CFU/100 mL	200	283.2	86400	-	3,168.3
5439000	8/24/2021	2.37	2.37	0.2732	0.65	10081	85.4467%	Fecal		CFU/100 mL	200	283.2	86400	-	3,168.3
5439000	7/20/2002	2.36	2.36	0.2732	0.64	10086	85.4891%	Fecal		CFU/100 mL	200	283.2	86400	-	3,155.0
5439000	8/10/2013	2.36	2.36	0.2732	0.64	10086	85.4891%	Fecal		CFU/100 mL	200	283.2	86400	-	3,155.0
5439000	9/30/2015	2.35	2.35	0.2732	0.64	10088	85.5060%	Fecal		CFU/100 mL	200	283.2	86400	-	3,141.6
5439000	9/1/2020	2.35	2.35	0.2732	0.64	10088	85.5060%	Fecal		CFU/100 mL	200	283.2	86400	-	3,141.6
5439000	10/15/2003	2.34	2.34	0.2732	0.64	10090	85.5230%	Fecal		CFU/100 mL	200	283.2	86400	-	3,128.2
5439000	8/15/2018	2.33	2.33	0.2732	0.64	10091	85.5314%	Fecal		CFU/100 mL	200	283.2	86400	-	3,114.9
5439000	9/11/1994	2.32	2.32	0.2732	0.63	10092	85.5399%	Fecal		CFU/100 mL	200	283.2	86400	-	3,101.5
5439000	11/5/2002	2.32	2.32	0.2732	0.63	10092	85.5399%	Fecal		CFU/100 mL	200	283.2	86400	-	3,101.5
5439000	1/18/2014	2.32	2.32	0.2732	0.63	10092	85.5399%	Fecal		CFU/100 mL	200	283.2	86400	-	3,101.5
5439000	2/18/2014	2.32	2.32	0.2732	0.63	10092	85.5399%	Fecal		CFU/100 mL	200	283.2	86400	-	3,101.5
5439000	3/31/2003	2.31	2.31	0.2732	0.63	10096	85.5738%	Fecal		CFU/100 mL	200	283.2	86400	-	3,088.1
5439000	8/25/2004	2.31	2.31	0.2732	0.63	10096	85.5738%	Fecal		CFU/100 mL	200	283.2	86400	-	3,088.1
5439000	12/6/2010	2.31	2.31	0.2732	0.63	10096	85.5738%	Fecal		CFU/100 mL	200	283.2	86400	-	3,088.1
5439000	8/15/1991	2.3	2.3	0.2732	0.63	10099	85.5993%	Fecal		CFU/100 mL	200	283.2	86400	-	3,074.7
5439000	8/21/1991	2.3	2.3	0.2732	0.63	10099	85.5993%	Fecal		CFU/100 mL	200	283.2	86400	-	3,074.7
5439000	9/8/1991	2.3	2.3	0.2732	0.63	10099	85.5993%	Fecal		CFU/100 mL	200	283.2	86400	-	3,074.7
5439000	10/1/1991	2.3	2.3	0.2732	0.63	10099	85.5993%	Fecal		CFU/100 mL	200	283.2	86400	-	3,074.7
5439000	2/3/1996	2.3	2.3	0.2732	0.63	10099	85.5993%	Fecal		CFU/100 mL	200	283.2	86400	-	3,074.7
5439000	11/3/1997	2.3	2.3	0.2732	0.63	10099	85.5993%	Fecal		CFU/100 mL	200	283.2	86400	-	3,074.7
5439000	8/3/1998	2.3	2.3	0.2732	0.63	10099	85.5993%	Fecal		CFU/100 mL	200	283.2	86400	-	3,074.7
5439000	9/1/1998	2.3	2.3	0.2732	0.63	10099	85.5993%	Fecal		CFU/100 mL	200	283.2	86400	-	3,074.7
5439000	9/3/2000	2.3	2.3	0.2732	0.63	10099	85.5993%	Fecal		CFU/100 mL	200	283.2	86400	-	3,074.7
5439000	9/4/2000	2.3	2.3	0.2732	0.63	10099	85.5993%	Fecal		CFU/100 mL	200	283.2	86400	-	3,074.7
5439000	9/5/2000	2.3	2.3	0.2732	0.63	10099	85.5993%	Fecal		CFU/100 mL	200	283.2	86400	-	3,074.7
5439000	7/21/2001	2.3	2.3	0.2732	0.63	10099	85.5993%	Fecal		CFU/100 mL	200	283.2	86400	-	3,074.7
5439000	8/6/2001	2.3	2.3	0.2732	0.63	10099	85.5993%	Fecal		CFU/100 mL	200	283.2	86400	-	3,074.7
5439000	7/25/2006	2.29	2.29	0.2732	0.63	10112	85.7094%	Fecal		CFU/100 mL	200	283.2	86400	-	3,061.4
5439000	12/6/2003	2.28	2.28	0.2732	0.62	10113	85.7179%	Fecal		CFU/100 mL	200	283.2	86400	-	3,048.0
5439000	8/19/2004	2.28	2.28	0.2732	0.62	10113	85.7179%	Fecal		CFU/100 mL	200	283.2	86400	-	3,048.0
5439000	11/14/2010	2.28	2.28	0.2732	0.62	10113	85.7179%	Fecal		CFU/100 mL	200	283.2	86400	-	3,048.0
5439000	11/14/2013	2.28	2.28	0.2732	0.62	10113	85.7179%	Fecal		CFU/100 mL	200	283.2	86400	-	3,048.0
5439000	8/31/2020	2.28	2.28	0.2732	0.62	10113	85.7179%	Fecal		CFU/100 mL	200	283.2	86400	-	3,048.0
5439000	9/19/2006	2.27	2.27	0.2732	0.62	10118	85.7603%	Fecal		CFU/100 mL	200	283.2	86400	-	3,034.6
5439000	11/26/2006	2.27	2.27	0.2732	0.62	10118	85.7603%	Fecal		CFU/100 mL	200	283.2	86400	-	3,034.6
5439000	11/13/2010	2.27	2.27	0.2732	0.62	10118	85.7603%	Fecal		CFU/100 mL	200	283.2	86400	-	3,034.6
5439000	10/1/2015	2.26	2.26	0.2732	0.62	10121	85.7857%	Fecal		CFU/100 mL	200	283.2	86400	-	3,021.3
5439000	8/7/2004	2.25	2.25	0.2732	0.61	10122	85.7942%	Fecal		CFU/100 mL	200	283.2	86400	-	3,007.9
5439000	9/22/2010	2.25	2.25	0.2732	0.61	10122	85.7942%	Fecal		CFU/100 mL	200	283.2	86400	-	3,007.9
5439000	8/7/2013	2.25	2.25	0.2732	0.61	10122	85.7942%	Fecal		CFU/100 mL	200	283.2	86400	-	3,007.9
5439000	1/19/2014	2.25	2.25	0.2732	0.61	10122	85.7942%	Fecal		CFU/100 mL	200	283.2	86400	-	3,007.9
5439000	2/5/2006	2.24	2.24	0.2732	0.61	10126	85.8281%	Fecal		CFU/100 mL	200	283.2	86400	-	2,994.5
5439000	7/19/2006	2.24	2.24	0.2732	0.61	10126	85.8281%	Fecal		CFU/100 mL	200	283.2	86400	-	2,994.5
5439000	8/8/2013	2.24	2.24	0.2732	0.61	10126	85.8281%	Fecal		CFU/100 mL	200	283.2	86400	-	2,994.5
5439000	9/15/2018	2.24	2.24	0.2732	0.61	10126	85.8281%	Fecal		CFU/100 mL	200	283.2	86400	-	2,994.5
5439000	11/24/2003	2.23	2.23	0.2732	0.61	10130	85.8620%	Fecal		CFU/100 mL	200	283.2	86400	-	2,981.2
5439000	10/4/2020	2.23	2.23	0.2732	0.61	10130	85.8620%	Fecal		CFU/100 mL	200	283.2	86400	-	2,981.2
5439000	7/30/2004	2.22	2.22	0.2732	0.61	10132	85.8790%	Fecal		CFU/100 mL	200	283.2	86400	-	2,967.8
5439000	9/30/2009	2.22	2.22	0.2732	0.61	10132	85.8790%	Fecal		CFU/100 mL	200	283.2	86400	-	2,967.8
5439000	9/26/2020	2.22	2.22	0.2732	0.61	10132	85.8790%	Fecal		CFU/100 mL	200	283.2	86400	-	2,967.8
5439000	10/31/2004	2.21	2.21	0.2732	0.60	10135	85.9044%	Fecal		CFU/100 mL	200	283.2	86400	-	2,954.4
5439000	10/20/2006	2.21	2.21	0.2732	0.60	10135	85.9044%	Fecal		CFU/100 mL	200	283.2	86400	-	2,954.4
5439000	11/6/2010	2.21	2.21	0.2732	0.60	10135	85.9044%	Fecal		CFU/100 mL	200	283.2	86400	-	2,954.4
5439000	10/18/2021	2.21	2.21	0.2732	0.60	10135	85.9044%	Fecal		CFU/100 mL	200	283.2	86400	-	2,954.4
5439000	9/1/1992	2.2	2.2	0.2732	0.60	10139	85.9383%	Fecal		CFU/100 mL	200	283.2	86400	-	2,941.1
5439000	8/8/1995	2.2	2.2	0.2732	0.60	10139	85.9383%	Fecal		CFU/100 mL	200	283.2	86400	-	2,941.1
5439000	11/4/1997	2.2	2.2	0.2732	0.60	10139	85.9383%	Fecal		CFU/100 mL	200	283.2	86400	-	2,941.1
5439000	8/2/1999	2.2	2.2	0.2732	0.60	10139	85.9383%	Fecal		CFU/100 mL	200	283.2	86400	-	2,941.1
5439000	8/12/1999	2.2	2.2	0.2732	0.60	10139	85.9383%	Fecal		CFU/100 mL	200	283.2	86400	-	2,941.1
5439000	8/31/2000	2.2	2.2	0.2732	0.60	10139	85.9383%	Fecal		CFU/100 mL	200	283.2	86400	-	2,941.1
5439000	9/17/2000	2.2	2.2	0.2732	0.60	10139	85.9383%	Fecal		CFU/100 mL	200	283.2	86400	-	2,941.1
5439000	7/30/2001	2.2	2.2	0.2732	0.60	10139	85.9383%	Fecal		CFU/100 mL	200	283.2	86400	-	2,941.1
5439000	9/4/2001	2.2	2.2	0.2732	0.60	10139	85.9383%	Fecal		CFU/100 mL	200	283.2	86400	-	2,941.1
5439000	7/29/2003	2.2	2.2	0.2732	0.60	10139	85.9383%	Fecal		CFU/100 mL	200	283.2	86400	-	2,941.1
5439000	7/3/2005	2.2	2.2	0.2732	0.60	10139	85.9383%	Fecal		CFU/100 mL	200	283.2	86400	-	2,941.1
5439000	11/13/2012	2.2	2.2	0.2732	0.60	10139	85.9383%	Fecal		CFU/100 mL	200	283.2	86400	-	2,941.1
5439000	8/17/2020	2.2	2.2	0.2732	0.60	10139	85.9383%	Fecal		CFU/100 mL	200	283.2	86400	-	2,941.1
5439000	10/3/2001	2.19	2.19	0.2732	0.60	10152	86.0485%	Fecal		CFU/100 mL	200	283.2	86400	-	2,927.7
5439000	3/23/2003	2.19	2.19	0.2732	0.60	10152	86.0485%	Fecal		CFU/100 mL	200	283.2	86400	-	2,927.7
5439000	12/1/2005	2.19	2.19	0.2732	0.60	10152	86.0485%	Fecal		CFU/100 mL	200	283.2	86400	-	2,927.7
5439000	9/4/2013	2.18	2.18	0.2732	0.60	10155	86.0739%	Fecal		CFU/100 mL	200	283.2	86400	-	2,914.3
5439000	8/26/2018	2.18	2.18	0.2732	0.60	10155	86.0739%	Fecal		CFU/100 mL	200	283.2	86400	-	2,914.3
5439000	9/15/2006	2.17	2.17	0.2732	0.59	10157	86.0909%	Fecal		CFU/100 mL	200	283.2	86400	-	2,901.0
5439000	9/11/2010	2.17	2.17	0.2732	0.59	10157	86.0909%	Fecal		CFU/100 mL	200	283.2	86400	-	2,901.0
5439000	8/25/2019	2.17	2.17	0.2732	0.59	10157	86.0909%	Fecal		CFU/100 mL	200	283.2	86400	-	2,901.0
5439000	8/18/2002	2.16	2.16	0.2732	0.59	10160	86.1163%	Fecal		CFU/100 mL	200	283.2	86400	-	2,887.6
5439000	10/7/2002	2.16	2.16	0.2732	0.59	10160	86.1163%	Fecal		CFU/100 mL	200	283.2	86400	-	2,887.6
5439000	4/23/2003	2.16	2.16	0.2732	0.59	10160	86.1163%	Fecal		CFU/100 mL	200	283.2	86400	-	2,887.6
5439000	7/26/2003	2.16	2.16	0.2732	0.59	10160	86.1163%	Fecal		CFU/100 mL	200	283.2	86400	-	2,887.6
5439000	11/16/2013	2.16	2.16	0.2732	0.59	10160	86.1163%	Fecal		CFU/100 mL	200	283.2	86400	-	2,887.6
5439000	9/16/2018	2.16	2.16	0.2732	0.59	10160	86.1163%	Fecal		CFU/100 mL	200	283.2	86400	-	2,887.6
5439000	7/29/2002	2.15	2.15	0.2732	0.59	10166	86.1671%	Fecal		CFU/100 mL	200	283.2	86400	-	2,874.2
5439000	8/30/2020	2.15	2.15	0.2732	0.59	10166	86.1671%	Fecal		CFU/100 mL	200	283.2	86400	-	2,874.2
5439000	10/26/2002	2.14	2.14	0.2732	0.58	10168	86.1841%	Fecal		CFU/100 mL	200	283.2	86400	-	2,860.8
5439000	8/14/2008	2.14	2.14	0.2732	0.58	10168	86.1841%	Fecal		CFU/100 mL	200	283.2	86400	-	2,860.8
5439000	9/16/2016	2.14	2.14	0.2732	0.58	10168	86.1841%	Fecal		CFU/100 mL	200	283.2	86400	-	2,860.8
5439000	11/27/2006	2.13	2.13	0.2732	0.58	10171	86.2095%	Fecal		CFU/100 mL	200	283.2	86400	-	2,847.5
5439000	8/18/2011	2.11	2.11	0.2732	0.58	10172	86.2180%	Fecal		CFU/100 mL	200	283.2	86400	-	2,820.7
5439000	10/23/2015	2.11	2.11	0.2732	0.58	10172	86.2180%	Fecal		CFU/100 mL	200	283.2	86400	-	2,820.7
5439000	9/3/2020	2.11	2.11	0.2732	0.58	10172	86.2180%	Fecal		CFU/100 mL	200	283.2	86400	-	2,820.7
5439000	8/28/2021	2.11	2.11	0.2732	0.58	10172	86.2180%	Fecal		CFU/100 mL	200	283.2	86400	-	2,820.7
5439000	10/2/1991	2.1	2.1	0.2732	0.57	10176	86.2519%	Fecal		CFU/100 mL	200	283.2	86400	-	2,807.4
5439000	9/5/1992	2.1	2.1	0.2732	0.57	10176	86.2519%	Fecal		CFU/100 mL	200	283.2	86400	-	2,807.4
5439000	9/9/1995	2.1	2.1	0.2732	0.57	10176	86.2519%	Fecal		CFU/100 mL	200	283.2	86400	-	2,807.4
5439000	10/16/1995	2.1	2.1	0.2732	0.57	10176	86.2519%	Fecal		CFU/100 mL	200	283.2	86400	-	2,807.4
5439000	10/15/1996	2.1	2.1	0.2732	0.57	10176	86.2519%	Fecal		CFU/100 mL	200	283.2	86400	-	2,807.4
5439000	11/1/1997	2.1	2.1	0.2732	0.57	10176	86.2519%	Fecal		CFU/100 mL	200	283.2	86400	-	2,807.4
5439000	9/19/1998	2.1	2.1	0.2732	0.57	10176	86.2519%	Fecal		CFU/100 mL	200	283.2	86400	-	2,807.4
5439000	9/22/1998	2.1	2.1	0.2732	0.57	10176	86.2519%	Fecal		CFU/100 mL	200	283.2	86400	-	2,807.4
5439000	8/10/1999	2.1	2.1	0.2732	0.57	10176	86.2519%	Fecal		CFU/100 mL	200	283.2	86400	-	2,807.4
5439000	8/28/1999	2.1	2.1	0.2732	0.57	10176	86.2519%	Fecal		CFU/100 mL	200	283.2	86400	-	2,807.4
5439000	8/19/2001	2.1	2.1	0.2732	0.57	10176	86.2519%	Fecal		CFU/100 mL	200	283.2	86400	-	2,807.4
5439000	3/27/2003	2.1	2.1	0.2732	0.57	10176	86.2519%	Fecal		CFU/100 mL	200	283.2	86400	-	2,807.4
5439000	1/6/2004	2.1	2.1	0.2732	0.57	10176	86.2519%	Fecal		CFU/100 mL	200	283.2	86400	-	2,807.4
5439000	1/18/2004	2.1	2.1	0.2732	0.57	10176	86.2519%	Fecal		CFU/100 mL	200	283.2	86400	-	2,807.4
5439000	9/23/2012	2.1	2.1	0.2732	0.57	10176	86.2519%	Fecal		CFU/100 mL	200	283.2	86400	-	2,807.4
5439000	8/9/2013	2.1	2.1	0.2732	0.57	10176	86.2519%	Fecal		CFU/100 mL	200	283.2	86400	-	2,807.4
5439000	7/31/2004	2.09	2.09	0.2732	0.57	10192	86.3875%	Fecal		CFU/100 mL	200	283.2	86400	-	2,794.0
5439000	7/7/2005	2.09	2.09	0.2732	0.57	10192	86.3875%	Fecal		CFU/100 mL	200	283.2	86400	-	2,794.0
5439000	8/16/2016	2.09	2.09	0.2732	0.57	10192	86.3875%	Fecal		CFU/100 mL	200	283.2	86400	-	2,794.0
5439000	1/8/2004	2.08	2.08	0.2732	0.57	10195	86.4130%	Fecal		CFU/100 mL	200	283.2	86400	-	2,780.6
5439000	8/5/2006	2.08	2.08	0.2732	0.57	10195	86.4130%	Fecal		CFU/100 mL	200	283.2	86400	-	2,780.6
5439000	1/20/2014	2.08	2.08	0.2732	0.57	10195	86.4130%	Fecal		CFU/100 mL	200	283.2	86400	-	2,780.6
5439000	10/2/2020	2.07	2.07	0.2732	0.57	10198	86.4384%	Fecal		CFU/100 mL	200	283.2	86400	-	2,767.3
5439000	10/9/2021	2.07	2.07	0.2732	0.57	10198	86.4384%	Fecal		CFU/100 mL	200	283.2	86400	-	2,767.3
5439000	7/12/2012	2.06	2.06	0.2732	0.56	10200	86.4553%	Fecal		CFU/100 mL	200	283.2	86400	-	2,753.9
5439000	9/15/2012	2.06	2.06	0.2732	0.56	10200	86.4553%	Fecal		CFU/100 mL	200	283.2	86400	-	2,753.9
5439000	9/24/2020	2.06	2.06	0.2732	0.56	10200	86.4553%	Fecal		CFU/100 mL	200	283.2	86400	-	2,753.9
5439000	2/6/2006	2.05	2.05	0.2732	0.56	10203	86.4808%	Fecal		CFU/100 mL	200	283.2	86400	-	2,740.5
5439000	11/26/2010	2.05	2.05	0.2732	0.56	10203	86.4808%	Fecal		CFU/100 mL	200	283.2	86400	-	2,740.5
5439000	9/17/2016	2.05	2.05	0.2732	0.56	10203	86.4808%	Fecal		CFU/100 mL	200	283.2	86400	-	2,740.5
5439000	9/2/2017	2.05	2.05	0.2732	0.56	10203	86.4808%	Fecal		CFU/100 mL	200	283.2	86400	-	2,740.5

Gage ID	Date	Discharge (CFS)	Gage Discharge (less Surrogate NPDES) (CFS)	Watershed Area Ratio	Calculated flow (CFS)	Rank	Flow Exceedance %	Parameter	Results	Units (mg or micro_gram	Limit/Standard	100mL/CF	sec/day	Actual Load (million colonies/day)	Allowable Load (million colonies/day)
5439000	11/21/2002	2.04	2.04	0.2732	0.56	10207	86.5147%	Fecal		CFU/100 mL	200	283.2	86400	-	2,727.2
5439000	11/8/2003	2.04	2.04	0.2732	0.56	10207	86.5147%	Fecal		CFU/100 mL	200	283.2	86400	-	2,727.2
5439000	10/4/2021	2.04	2.04	0.2732	0.56	10207	86.5147%	Fecal		CFU/100 mL	200	283.2	86400	-	2,727.2
5439000	9/7/1994	2.03	2.03	0.2732	0.55	10210	86.5401%	Fecal		CFU/100 mL	200	283.2	86400	-	2,713.8
5439000	10/30/2010	2.03	2.03	0.2732	0.55	10210	86.5401%	Fecal		CFU/100 mL	200	283.2	86400	-	2,713.8
5439000	8/19/2020	2.03	2.03	0.2732	0.55	10210	86.5401%	Fecal		CFU/100 mL	200	283.2	86400	-	2,713.8
5439000	9/27/2020	2.03	2.03	0.2732	0.55	10210	86.5401%	Fecal		CFU/100 mL	200	283.2	86400	-	2,713.8
5439000	8/1/1991	2	2	0.2732	0.55	10214	86.5740%	Fecal		CFU/100 mL	200	283.2	86400	-	2,673.7
5439000	8/22/1991	2	2	0.2732	0.55	10214	86.5740%	Fecal		CFU/100 mL	200	283.2	86400	-	2,673.7
5439000	9/2/1991	2	2	0.2732	0.55	10214	86.5740%	Fecal		CFU/100 mL	200	283.2	86400	-	2,673.7
5439000	9/4/1992	2	2	0.2732	0.55	10214	86.5740%	Fecal		CFU/100 mL	200	283.2	86400	-	2,673.7
5439000	2/4/1996	2	2	0.2732	0.55	10214	86.5740%	Fecal		CFU/100 mL	200	283.2	86400	-	2,673.7
5439000	2/5/1996	2	2	0.2732	0.55	10214	86.5740%	Fecal		CFU/100 mL	200	283.2	86400	-	2,673.7
5439000	12/1/1997	2	2	0.2732	0.55	10214	86.5740%	Fecal		CFU/100 mL	200	283.2	86400	-	2,673.7
5439000	10/14/1998	2	2	0.2732	0.55	10214	86.5740%	Fecal		CFU/100 mL	200	283.2	86400	-	2,673.7
5439000	8/7/1999	2	2	0.2732	0.55	10214	86.5740%	Fecal		CFU/100 mL	200	283.2	86400	-	2,673.7
5439000	9/1/2000	2	2	0.2732	0.55	10214	86.5740%	Fecal		CFU/100 mL	200	283.2	86400	-	2,673.7
5439000	9/19/2000	2	2	0.2732	0.55	10214	86.5740%	Fecal		CFU/100 mL	200	283.2	86400	-	2,673.7
5439000	7/23/2001	2	2	0.2732	0.55	10214	86.5740%	Fecal		CFU/100 mL	200	283.2	86400	-	2,673.7
5439000	11/9/2004	2	2	0.2732	0.55	10214	86.5740%	Fecal		CFU/100 mL	200	283.2	86400	-	2,673.7
5439000	9/21/2018	2	2	0.2732	0.55	10214	86.5740%	Fecal		CFU/100 mL	200	283.2	86400	-	2,673.7
5439000	11/20/2002	1.99	1.99	0.2732	0.54	10228	86.6927%	Fecal		CFU/100 mL	200	283.2	86400	-	2,660.3
5439000	8/5/2003	1.99	1.99	0.2732	0.54	10228	86.6927%	Fecal		CFU/100 mL	200	283.2	86400	-	2,660.3
5439000	11/27/2010	1.99	1.99	0.2732	0.54	10228	86.6927%	Fecal		CFU/100 mL	200	283.2	86400	-	2,660.3
5439000	11/15/2003	1.98	1.98	0.2732	0.54	10231	86.7181%	Fecal		CFU/100 mL	200	283.2	86400	-	2,647.0
5439000	10/30/2002	1.97	1.97	0.2732	0.54	10232	86.7266%	Fecal		CFU/100 mL	200	283.2	86400	-	2,633.6
5439000	7/28/2012	1.97	1.97	0.2732	0.54	10232	86.7266%	Fecal		CFU/100 mL	200	283.2	86400	-	2,633.6
5439000	1/21/2014	1.97	1.97	0.2732	0.54	10232	86.7266%	Fecal		CFU/100 mL	200	283.2	86400	-	2,633.6
5439000	8/13/2004	1.96	1.96	0.2732	0.54	10235	86.7520%	Fecal		CFU/100 mL	200	283.2	86400	-	2,620.2
5439000	11/7/2010	1.96	1.96	0.2732	0.54	10235	86.7520%	Fecal		CFU/100 mL	200	283.2	86400	-	2,620.2
5439000	8/28/2015	1.96	1.96	0.2732	0.54	10235	86.7520%	Fecal		CFU/100 mL	200	283.2	86400	-	2,620.2
5439000	9/16/2015	1.96	1.96	0.2732	0.54	10235	86.7520%	Fecal		CFU/100 mL	200	283.2	86400	-	2,620.2
5439000	4/24/2003	1.95	1.95	0.2732	0.53	10239	86.7859%	Fecal		CFU/100 mL	200	283.2	86400	-	2,606.8
5439000	9/17/2006	1.95	1.95	0.2732	0.53	10239	86.7859%	Fecal		CFU/100 mL	200	283.2	86400	-	2,606.8
5439000	9/26/2006	1.95	1.95	0.2732	0.53	10239	86.7859%	Fecal		CFU/100 mL	200	283.2	86400	-	2,606.8
5439000	9/12/2008	1.94	1.94	0.2732	0.53	10242	86.8113%	Fecal		CFU/100 mL	200	283.2	86400	-	2,593.5
5439000	9/2/2011	1.94	1.94	0.2732	0.53	10242	86.8113%	Fecal		CFU/100 mL	200	283.2	86400	-	2,593.5
5439000	10/12/2012	1.94	1.94	0.2732	0.53	10242	86.8113%	Fecal		CFU/100 mL	200	283.2	86400	-	2,593.5
5439000	9/3/2017	1.94	1.94	0.2732	0.53	10242	86.8113%	Fecal		CFU/100 mL	200	283.2	86400	-	2,593.5
5439000	8/8/2004	1.93	1.93	0.2732	0.53	10246	86.8452%	Fecal		CFU/100 mL	200	283.2	86400	-	2,580.1
5439000	7/5/2012	1.93	1.93	0.2732	0.53	10246	86.8452%	Fecal		CFU/100 mL	200	283.2	86400	-	2,580.1
5439000	8/11/2013	1.93	1.93	0.2732	0.53	10246	86.8452%	Fecal		CFU/100 mL	200	283.2	86400	-	2,580.1
5439000	8/30/2002	1.92	1.92	0.2732	0.52	10249	86.8707%	Fecal		CFU/100 mL	200	283.2	86400	-	2,566.7
5439000	11/14/2003	1.92	1.92	0.2732	0.52	10249	86.8707%	Fecal		CFU/100 mL	200	283.2	86400	-	2,566.7
5439000	11/16/2003	1.92	1.92	0.2732	0.52	10249	86.8707%	Fecal		CFU/100 mL	200	283.2	86400	-	2,566.7
5439000	11/16/2005	1.92	1.92	0.2732	0.52	10249	86.8707%	Fecal		CFU/100 mL	200	283.2	86400	-	2,566.7
5439000	9/5/2011	1.91	1.91	0.2732	0.52	10253	86.9046%	Fecal		CFU/100 mL	200	283.2	86400	-	2,553.4
5439000	9/9/1991	1.9	1.9	0.2732	0.52	10254	86.9130%	Fecal		CFU/100 mL	200	283.2	86400	-	2,540.0
5439000	8/25/1992	1.9	1.9	0.2732	0.52	10254	86.9130%	Fecal		CFU/100 mL	200	283.2	86400	-	2,540.0
5439000	8/25/1995	1.9	1.9	0.2732	0.52	10254	86.9130%	Fecal		CFU/100 mL	200	283.2	86400	-	2,540.0
5439000	8/26/1995	1.9	1.9	0.2732	0.52	10254	86.9130%	Fecal		CFU/100 mL	200	283.2	86400	-	2,540.0
5439000	9/23/1995	1.9	1.9	0.2732	0.52	10254	86.9130%	Fecal		CFU/100 mL	200	283.2	86400	-	2,540.0
5439000	10/19/1995	1.9	1.9	0.2732	0.52	10254	86.9130%	Fecal		CFU/100 mL	200	283.2	86400	-	2,540.0
5439000	9/21/1998	1.9	1.9	0.2732	0.52	10254	86.9130%	Fecal		CFU/100 mL	200	283.2	86400	-	2,540.0
5439000	8/3/1999	1.9	1.9	0.2732	0.52	10254	86.9130%	Fecal		CFU/100 mL	200	283.2	86400	-	2,540.0
5439000	9/9/2000	1.9	1.9	0.2732	0.52	10254	86.9130%	Fecal		CFU/100 mL	200	283.2	86400	-	2,540.0
5439000	9/10/2000	1.9	1.9	0.2732	0.52	10254	86.9130%	Fecal		CFU/100 mL	200	283.2	86400	-	2,540.0
5439000	9/18/2000	1.9	1.9	0.2732	0.52	10254	86.9130%	Fecal		CFU/100 mL	200	283.2	86400	-	2,540.0
5439000	1/22/2014	1.9	1.9	0.2732	0.52	10254	86.9130%	Fecal		CFU/100 mL	200	283.2	86400	-	2,540.0
5439000	1/23/2014	1.9	1.9	0.2732	0.52	10254	86.9130%	Fecal		CFU/100 mL	200	283.2	86400	-	2,540.0
5439000	1/24/2014	1.9	1.9	0.2732	0.52	10254	86.9130%	Fecal		CFU/100 mL	200	283.2	86400	-	2,540.0
5439000	8/29/2021	1.9	1.9	0.2732	0.52	10254	86.9130%	Fecal		CFU/100 mL	200	283.2	86400	-	2,540.0
5439000	11/3/2002	1.89	1.89	0.2732	0.52	10269	87.0402%	Fecal		CFU/100 mL	200	283.2	86400	-	2,526.6
5439000	9/21/2010	1.89	1.89	0.2732	0.52	10269	87.0402%	Fecal		CFU/100 mL	200	283.2	86400	-	2,526.6
5439000	12/9/2012	1.89	1.89	0.2732	0.52	10269	87.0402%	Fecal		CFU/100 mL	200	283.2	86400	-	2,526.6
5439000	11/19/2002	1.88	1.88	0.2732	0.51	10272	87.0656%	Fecal		CFU/100 mL	200	283.2	86400	-	2,513.3
5439000	12/17/2002	1.88	1.88	0.2732	0.51	10272	87.0656%	Fecal		CFU/100 mL	200	283.2	86400	-	2,513.3
5439000	9/10/2006	1.88	1.88	0.2732	0.51	10272	87.0656%	Fecal		CFU/100 mL	200	283.2	86400	-	2,513.3
5439000	10/31/2010	1.88	1.88	0.2732	0.51	10272	87.0656%	Fecal		CFU/100 mL	200	283.2	86400	-	2,513.3
5439000	11/1/2010	1.88	1.88	0.2732	0.51	10272	87.0656%	Fecal		CFU/100 mL	200	283.2	86400	-	2,513.3
5439000	11/12/2010	1.88	1.88	0.2732	0.51	10272	87.0656%	Fecal		CFU/100 mL	200	283.2	86400	-	2,513.3
5439000	1/25/2014	1.88	1.88	0.2732	0.51	10272	87.0656%	Fecal		CFU/100 mL	200	283.2	86400	-	2,513.3
5439000	11/16/2010	1.87	1.87	0.2732	0.51	10279	87.1249%	Fecal		CFU/100 mL	200	283.2	86400	-	2,499.9
5439000	9/24/2014	1.87	1.87	0.2732	0.51	10279	87.1249%	Fecal		CFU/100 mL	200	283.2	86400	-	2,499.9
5439000	10/4/2015	1.87	1.87	0.2732	0.51	10279	87.1249%	Fecal		CFU/100 mL	200	283.2	86400	-	2,499.9
5439000	8/6/2003	1.86	1.86	0.2732	0.51	10282	87.1504%	Fecal		CFU/100 mL	200	283.2	86400	-	2,486.5
5439000	12/25/2010	1.85	1.85	0.2732	0.51	10283	87.1588%	Fecal		CFU/100 mL	200	283.2	86400	-	2,473.2
5439000	2/17/2014	1.85	1.85	0.2732	0.51	10283	87.1588%	Fecal		CFU/100 mL	200	283.2	86400	-	2,473.2
5439000	1/7/2004	1.84	1.84	0.2732	0.50	10285	87.1758%	Fecal		CFU/100 mL	200	283.2	86400	-	2,459.8
5439000	11/15/2010	1.84	1.84	0.2732	0.50	10285	87.1758%	Fecal		CFU/100 mL	200	283.2	86400	-	2,459.8
5439000	8/27/2015	1.84	1.84	0.2732	0.50	10285	87.1758%	Fecal		CFU/100 mL	200	283.2	86400	-	2,459.8
5439000	9/30/2020	1.84	1.84	0.2732	0.50	10285	87.1758%	Fecal		CFU/100 mL	200	283.2	86400	-	2,459.8
5439000	7/27/2003	1.83	1.83	0.2732	0.50	10289	87.2097%	Fecal		CFU/100 mL	200	283.2	86400	-	2,446.4
5439000	8/22/2005	1.83	1.83	0.2732	0.50	10289	87.2097%	Fecal		CFU/100 mL	200	283.2	86400	-	2,446.4
5439000	11/17/2010	1.83	1.83	0.2732	0.50	10289	87.2097%	Fecal		CFU/100 mL	200	283.2	86400	-	2,446.4
5439000	10/5/2015	1.83	1.83	0.2732	0.50	10289	87.2097%	Fecal		CFU/100 mL	200	283.2	86400	-	2,446.4
5439000	8/8/1994	1.82	1.82	0.2732	0.50	10293	87.2436%	Fecal		CFU/100 mL	200	283.2	86400	-	2,433.1
5439000	9/21/2002	1.82	1.82	0.2732	0.50	10293	87.2436%	Fecal		CFU/100 mL	200	283.2	86400	-	2,433.1
5439000	8/1/2004	1.82	1.82	0.2732	0.50	10293	87.2436%	Fecal		CFU/100 mL	200	283.2	86400	-	2,433.1
5439000	9/12/2010	1.82	1.82	0.2732	0.50	10293	87.2436%	Fecal		CFU/100 mL	200	283.2	86400	-	2,433.1
5439000	11/28/2010	1.82	1.82	0.2732	0.50	10293	87.2436%	Fecal		CFU/100 mL	200	283.2	86400	-	2,433.1
5439000	1/26/2014	1.82	1.82	0.2732	0.50	10293	87.2436%	Fecal		CFU/100 mL	200	283.2	86400	-	2,433.1
5439000	8/23/2018	1.82	1.82	0.2732	0.50	10293	87.2436%	Fecal		CFU/100 mL	200	283.2	86400	-	2,433.1
5439000	7/22/2005	1.81	1.81	0.2732	0.49	10300	87.3029%	Fecal		CFU/100 mL	200	283.2	86400	-	2,419.7
5439000	11/27/2013	1.81	1.81	0.2732	0.49	10300	87.3029%	Fecal		CFU/100 mL	200	283.2	86400	-	2,419.7
5439000	10/3/2015	1.81	1.81	0.2732	0.49	10300	87.3029%	Fecal		CFU/100 mL	200	283.2	86400	-	2,419.7
5439000	8/17/1992	1.8	1.8	0.2732	0.49	10303	87.3284%	Fecal		CFU/100 mL	200	283.2	86400	-	2,406.3
5439000	1/2/1998	1.8	1.8	0.2732	0.49	10303	87.3284%	Fecal		CFU/100 mL	200	283.2	86400	-	2,406.3
5439000	8/16/1998	1.8	1.8	0.2732	0.49	10303	87.3284%	Fecal		CFU/100 mL	200	283.2	86400	-	2,406.3
5439000	9/20/1998	1.8	1.8	0.2732	0.49	10303	87.3284%	Fecal		CFU/100 mL	200	283.2	86400	-	2,406.3
5439000	9/2/2000	1.8	1.8	0.2732	0.49	10303	87.3284%	Fecal		CFU/100 mL	200	283.2	86400	-	2,406.3
5439000	9/6/2000	1.8	1.8	0.2732	0.49	10303	87.3284%	Fecal		CFU/100 mL	200	283.2	86400	-	2,406.3
5439000	11/22/2002	1.8	1.8	0.2732	0.49	10303	87.3284%	Fecal		CFU/100 mL	200	283.2	86400	-	2,406.3
5439000	10/21/2021	1.8	1.8	0.2732	0.49	10303	87.3284%	Fecal		CFU/100 mL	200	283.2	86400	-	2,406.3
5439000	10/9/2002	1.79	1.79	0.2732	0.49	10311	87.3962%	Fecal		CFU/100 mL	200	283.2	86400	-	2,393.0
5439000	11/5/2010	1.79	1.79	0.2732	0.49	10311	87.3962%	Fecal		CFU/100 mL	200	283.2	86400	-	2,393.0
5439000	2/10/2014	1.79	1.79	0.2732	0.49	10311	87.3962%	Fecal		CFU/100 mL	200	283.2	86400	-	2,393.0
5439000	2/15/2014	1.79	1.79	0.2732	0.49	10311	87.3962%	Fecal		CFU/100 mL	200	283.2	86400	-	2,393.0
5439000	2/16/2014	1.79	1.79	0.2732	0.49	10311	87.3962%	Fecal		CFU/100 mL	200	283.2	86400	-	2,393.0
5439000	9/4/2017	1.79	1.79	0.2732	0.49	10311	87.3962%	Fecal		CFU/100 mL	200	283.2	86400	-	2,393.0
5439000	9/22/2018	1.79	1.79	0.2732	0.49	10311	87.3962%	Fecal		CFU/100 mL	200	283.2	86400	-	2,393.0
5439000	7/21/2002	1.78	1.78	0.2732	0.49	10318	87.4555%	Fecal		CFU/100 mL	200	283.2	86400	-	2,379.6
5439000	10/29/2002	1.78	1.78	0.2732	0.49	10318	87.4555%	Fecal		CFU/100 mL	200	283.2	86400	-	2,379.6
5439000	1/5/2006	1.78	1.78	0.2732	0.49	10318	87.4555%	Fecal		CFU/100 mL	200	283.2	86400	-	2,379.6
5439000	9/25/2010	1.78	1.78	0.2732	0.49	10318	87.4555%	Fecal		CFU/100 mL	200	283.2	86400	-	2,379.6
5439000	1/26/2013	1.78	1.78	0.2732	0.49	10318	87.4555%	Fecal		CFU/100 mL	200	283.2	86400	-	2,379.6
5439000	2/9/2014	1.78	1.78	0.2732	0.49	10318	87.4555%	Fecal		CFU/100 mL	200	283.2	86400	-	2,379.6
5439000	2/11/2014	1.78	1.78	0.2732	0.49	10318	87.4555%	Fecal		CFU/100 mL	200	283.2	86400	-	2,379.6
5439000	2/12/2014	1.78	1.78	0.2732	0.49	10318	87.4555%	Fecal		CFU/100 mL	200	283.2	86400	-	2,379.6
5439000	2/13/2014	1.78	1.78	0.2732	0.49	10318	87.4555%	Fecal		CFU/100 mL	200	283.2	86400	-	2,379.6
5439000	2/14/2014	1.78	1.78	0.2732	0.49	10318	87.4555%	Fecal		CFU/100 mL	200	283.2	86400	-	2,379.6
5439000	9/25/2020	1.78	1.78	0.2732	0.49	10318	87.4555%	Fecal		CFU/100 mL	200	283.2	86400	-	2,379.6
5439000	9/27/2003	1.77	1.77	0.2732	0.48	10329	87.5487%	Fecal		CFU/100 mL	200	283.2	86400	-	2,366.2
5439000	2/8/2006	1.77	1.77	0.2732	0.48	10329	87.5487%	Fecal		CFU/100 mL	200	283.2	86400	-	2,366.2
5439000	7/28/2006	1.77	1.77	0.2732	0.48	10329	87.5487%	Fecal		CFU/100 mL	200	283.2	86400	-	2,366.2
5439000	12/15/2010	1.77	1.77	0.2732	0.48	10329	87.5487%	Fecal		CFU/100 mL	200	283.2	86400	-	2,366.2

Gage ID	Date	Discharge (CFS)	Gage Discharge (less Surrogate NPDES) (CFS)	Watershed Area Ratio	Calculated flow (CFS)	Rank	Flow Exceedance %	Parameter	Results	Units (mg or micro_gram	Limit/Standard	100mL/CF	sec/day	Actual Load (million colonies/day)	Allowable Load (million colonies/day)
5439000	8/9/2004	1.76	1.76	0.2732	0.48	10333	87.5826%	Fecal		CFU/100 mL	200	283.2	86400	-	2,352.8
5439000	8/17/2004	1.76	1.76	0.2732	0.48	10333	87.5826%	Fecal		CFU/100 mL	200	283.2	86400	-	2,352.8
5439000	3/7/2006	1.76	1.76	0.2732	0.48	10333	87.5826%	Fecal		CFU/100 mL	200	283.2	86400	-	2,352.8
5439000	9/23/2010	1.76	1.76	0.2732	0.48	10333	87.5826%	Fecal		CFU/100 mL	200	283.2	86400	-	2,352.8
5439000	1/27/2014	1.76	1.76	0.2732	0.48	10333	87.5826%	Fecal		CFU/100 mL	200	283.2	86400	-	2,352.8
5439000	1/28/2014	1.76	1.76	0.2732	0.48	10333	87.5826%	Fecal		CFU/100 mL	200	283.2	86400	-	2,352.8
5439000	1/29/2014	1.76	1.76	0.2732	0.48	10333	87.5826%	Fecal		CFU/100 mL	200	283.2	86400	-	2,352.8
5439000	1/30/2014	1.76	1.76	0.2732	0.48	10333	87.5826%	Fecal		CFU/100 mL	200	283.2	86400	-	2,352.8
5439000	1/31/2014	1.76	1.76	0.2732	0.48	10333	87.5826%	Fecal		CFU/100 mL	200	283.2	86400	-	2,352.8
5439000	2/1/2014	1.76	1.76	0.2732	0.48	10333	87.5826%	Fecal		CFU/100 mL	200	283.2	86400	-	2,352.8
5439000	2/2/2014	1.76	1.76	0.2732	0.48	10333	87.5826%	Fecal		CFU/100 mL	200	283.2	86400	-	2,352.8
5439000	2/3/2014	1.76	1.76	0.2732	0.48	10333	87.5826%	Fecal		CFU/100 mL	200	283.2	86400	-	2,352.8
5439000	2/4/2014	1.76	1.76	0.2732	0.48	10333	87.5826%	Fecal		CFU/100 mL	200	283.2	86400	-	2,352.8
5439000	2/5/2014	1.76	1.76	0.2732	0.48	10333	87.5826%	Fecal		CFU/100 mL	200	283.2	86400	-	2,352.8
5439000	2/6/2014	1.76	1.76	0.2732	0.48	10333	87.5826%	Fecal		CFU/100 mL	200	283.2	86400	-	2,352.8
5439000	2/7/2014	1.76	1.76	0.2732	0.48	10333	87.5826%	Fecal		CFU/100 mL	200	283.2	86400	-	2,352.8
5439000	2/8/2014	1.76	1.76	0.2732	0.48	10333	87.5826%	Fecal		CFU/100 mL	200	283.2	86400	-	2,352.8
5439000	7/23/2012	1.75	1.75	0.2732	0.48	10350	87.7267%	Fecal		CFU/100 mL	200	283.2	86400	-	2,339.5
5439000	8/18/2020	1.75	1.75	0.2732	0.48	10350	87.7267%	Fecal		CFU/100 mL	200	283.2	86400	-	2,339.5
5439000	11/4/2002	1.74	1.74	0.2732	0.48	10352	87.7437%	Fecal		CFU/100 mL	200	283.2	86400	-	2,326.1
5439000	11/22/2004	1.74	1.74	0.2732	0.48	10352	87.7437%	Fecal		CFU/100 mL	200	283.2	86400	-	2,326.1
5439000	10/3/2002	1.73	1.73	0.2732	0.47	10354	87.7606%	Fecal		CFU/100 mL	200	283.2	86400	-	2,312.7
5439000	2/19/2004	1.73	1.73	0.2732	0.47	10354	87.7606%	Fecal		CFU/100 mL	200	283.2	86400	-	2,312.7
5439000	11/11/2010	1.73	1.73	0.2732	0.47	10354	87.7606%	Fecal		CFU/100 mL	200	283.2	86400	-	2,312.7
5439000	11/18/2010	1.73	1.73	0.2732	0.47	10354	87.7606%	Fecal		CFU/100 mL	200	283.2	86400	-	2,312.7
5439000	9/7/2006	1.72	1.72	0.2732	0.47	10358	87.7945%	Fecal		CFU/100 mL	200	283.2	86400	-	2,299.4
5439000	10/8/2015	1.72	1.72	0.2732	0.47	10358	87.7945%	Fecal		CFU/100 mL	200	283.2	86400	-	2,299.4
5439000	9/27/2018	1.72	1.72	0.2732	0.47	10358	87.7945%	Fecal		CFU/100 mL	200	283.2	86400	-	2,299.4
5439000	7/28/2002	1.71	1.71	0.2732	0.47	10361	87.8200%	Fecal		CFU/100 mL	200	283.2	86400	-	2,286.0
5439000	11/2/2002	1.71	1.71	0.2732	0.47	10361	87.8200%	Fecal		CFU/100 mL	200	283.2	86400	-	2,286.0
5439000	7/30/2003	1.71	1.71	0.2732	0.47	10361	87.8200%	Fecal		CFU/100 mL	200	283.2	86400	-	2,286.0
5439000	11/6/2005	1.71	1.71	0.2732	0.47	10361	87.8200%	Fecal		CFU/100 mL	200	283.2	86400	-	2,286.0
5439000	8/15/2008	1.71	1.71	0.2732	0.47	10361	87.8200%	Fecal		CFU/100 mL	200	283.2	86400	-	2,286.0
5439000	8/20/2020	1.71	1.71	0.2732	0.47	10361	87.8200%	Fecal		CFU/100 mL	200	283.2	86400	-	2,286.0
5439000	8/30/2021	1.71	1.71	0.2732	0.47	10361	87.8200%	Fecal		CFU/100 mL	200	283.2	86400	-	2,286.0
5439000	10/19/2021	1.71	1.71	0.2732	0.47	10361	87.8200%	Fecal		CFU/100 mL	200	283.2	86400	-	2,286.0
5439000	8/12/1995	1.7	1.7	0.2732	0.46	10369	87.8878%	Fecal		CFU/100 mL	200	283.2	86400	-	2,272.6
5439000	8/13/1995	1.7	1.7	0.2732	0.46	10369	87.8878%	Fecal		CFU/100 mL	200	283.2	86400	-	2,272.6
5439000	8/21/1997	1.7	1.7	0.2732	0.46	10369	87.8878%	Fecal		CFU/100 mL	200	283.2	86400	-	2,272.6
5439000	12/26/1997	1.7	1.7	0.2732	0.46	10369	87.8878%	Fecal		CFU/100 mL	200	283.2	86400	-	2,272.6
5439000	8/15/1998	1.7	1.7	0.2732	0.46	10369	87.8878%	Fecal		CFU/100 mL	200	283.2	86400	-	2,272.6
5439000	9/10/1998	1.7	1.7	0.2732	0.46	10369	87.8878%	Fecal		CFU/100 mL	200	283.2	86400	-	2,272.6
5439000	8/13/1999	1.7	1.7	0.2732	0.46	10369	87.8878%	Fecal		CFU/100 mL	200	283.2	86400	-	2,272.6
5439000	9/8/2000	1.7	1.7	0.2732	0.46	10369	87.8878%	Fecal		CFU/100 mL	200	283.2	86400	-	2,272.6
5439000	7/25/2001	1.7	1.7	0.2732	0.46	10369	87.8878%	Fecal		CFU/100 mL	200	283.2	86400	-	2,272.6
5439000	11/1/2002	1.7	1.7	0.2732	0.46	10369	87.8878%	Fecal		CFU/100 mL	200	283.2	86400	-	2,272.6
5439000	4/25/2003	1.7	1.7	0.2732	0.46	10369	87.8878%	Fecal		CFU/100 mL	200	283.2	86400	-	2,272.6
5439000	1/19/2004	1.7	1.7	0.2732	0.46	10369	87.8878%	Fecal		CFU/100 mL	200	283.2	86400	-	2,272.6
5439000	10/7/2015	1.7	1.7	0.2732	0.46	10369	87.8878%	Fecal		CFU/100 mL	200	283.2	86400	-	2,272.6
5439000	10/19/2002	1.69	1.69	0.2732	0.46	10382	87.9980%	Fecal		CFU/100 mL	200	283.2	86400	-	2,259.3
5439000	1/1/2006	1.69	1.69	0.2732	0.46	10382	87.9980%	Fecal		CFU/100 mL	200	283.2	86400	-	2,259.3
5439000	11/19/2010	1.69	1.69	0.2732	0.46	10382	87.9980%	Fecal		CFU/100 mL	200	283.2	86400	-	2,259.3
5439000	9/24/2012	1.69	1.69	0.2732	0.46	10382	87.9980%	Fecal		CFU/100 mL	200	283.2	86400	-	2,259.3
5439000	10/6/2015	1.69	1.69	0.2732	0.46	10382	87.9980%	Fecal		CFU/100 mL	200	283.2	86400	-	2,259.3
5439000	9/18/2002	1.68	1.68	0.2732	0.46	10387	88.0403%	Fecal		CFU/100 mL	200	283.2	86400	-	2,245.9
5439000	11/25/2003	1.68	1.68	0.2732	0.46	10387	88.0403%	Fecal		CFU/100 mL	200	283.2	86400	-	2,245.9
5439000	9/18/2016	1.68	1.68	0.2732	0.46	10387	88.0403%	Fecal		CFU/100 mL	200	283.2	86400	-	2,245.9
5439000	11/9/2003	1.67	1.67	0.2732	0.46	10390	88.0658%	Fecal		CFU/100 mL	200	283.2	86400	-	2,232.5
5439000	9/5/2002	1.66	1.66	0.2732	0.45	10391	88.0742%	Fecal		CFU/100 mL	200	283.2	86400	-	2,219.2
5439000	10/20/2002	1.66	1.66	0.2732	0.45	10391	88.0742%	Fecal		CFU/100 mL	200	283.2	86400	-	2,219.2
5439000	12/2/2003	1.66	1.66	0.2732	0.45	10391	88.0742%	Fecal		CFU/100 mL	200	283.2	86400	-	2,219.2
5439000	12/4/2013	1.66	1.66	0.2732	0.45	10391	88.0742%	Fecal		CFU/100 mL	200	283.2	86400	-	2,219.2
5439000	8/17/2016	1.66	1.66	0.2732	0.45	10391	88.0742%	Fecal		CFU/100 mL	200	283.2	86400	-	2,219.2
5439000	10/25/2003	1.65	1.65	0.2732	0.45	10396	88.1166%	Fecal		CFU/100 mL	200	283.2	86400	-	2,205.8
5439000	11/3/2010	1.65	1.65	0.2732	0.45	10396	88.1166%	Fecal		CFU/100 mL	200	283.2	86400	-	2,205.8
5439000	10/31/2002	1.64	1.64	0.2732	0.45	10398	88.1336%	Fecal		CFU/100 mL	200	283.2	86400	-	2,192.4
5439000	2/7/2006	1.64	1.64	0.2732	0.45	10398	88.1336%	Fecal		CFU/100 mL	200	283.2	86400	-	2,192.4
5439000	10/12/2006	1.64	1.64	0.2732	0.45	10398	88.1336%	Fecal		CFU/100 mL	200	283.2	86400	-	2,192.4
5439000	9/19/2010	1.64	1.64	0.2732	0.45	10398	88.1336%	Fecal		CFU/100 mL	200	283.2	86400	-	2,192.4
5439000	11/11/2012	1.63	1.63	0.2732	0.45	10402	88.1675%	Fecal		CFU/100 mL	200	283.2	86400	-	2,179.1
5439000	9/11/2008	1.62	1.62	0.2732	0.44	10403	88.1760%	Fecal		CFU/100 mL	200	283.2	86400	-	2,165.7
5439000	1/17/2013	1.62	1.62	0.2732	0.44	10403	88.1760%	Fecal		CFU/100 mL	200	283.2	86400	-	2,165.7
5439000	10/2/2021	1.61	1.61	0.2732	0.44	10405	88.1929%	Fecal		CFU/100 mL	200	283.2	86400	-	2,152.3
5439000	10/20/1997	1.6	1.6	0.2732	0.44	10406	88.2014%	Fecal		CFU/100 mL	200	283.2	86400	-	2,139.0
5439000	8/14/1998	1.6	1.6	0.2732	0.44	10406	88.2014%	Fecal		CFU/100 mL	200	283.2	86400	-	2,139.0
5439000	8/19/1998	1.6	1.6	0.2732	0.44	10406	88.2014%	Fecal		CFU/100 mL	200	283.2	86400	-	2,139.0
5439000	8/20/1998	1.6	1.6	0.2732	0.44	10406	88.2014%	Fecal		CFU/100 mL	200	283.2	86400	-	2,139.0
5439000	9/2/1998	1.6	1.6	0.2732	0.44	10406	88.2014%	Fecal		CFU/100 mL	200	283.2	86400	-	2,139.0
5439000	9/5/1998	1.6	1.6	0.2732	0.44	10406	88.2014%	Fecal		CFU/100 mL	200	283.2	86400	-	2,139.0
5439000	9/27/1998	1.6	1.6	0.2732	0.44	10406	88.2014%	Fecal		CFU/100 mL	200	283.2	86400	-	2,139.0
5439000	8/8/1999	1.6	1.6	0.2732	0.44	10406	88.2014%	Fecal		CFU/100 mL	200	283.2	86400	-	2,139.0
5439000	8/29/1999	1.6	1.6	0.2732	0.44	10406	88.2014%	Fecal		CFU/100 mL	200	283.2	86400	-	2,139.0
5439000	9/8/2001	1.6	1.6	0.2732	0.44	10406	88.2014%	Fecal		CFU/100 mL	200	283.2	86400	-	2,139.0
5439000	12/21/2002	1.6	1.6	0.2732	0.44	10406	88.2014%	Fecal		CFU/100 mL	200	283.2	86400	-	2,139.0
5439000	9/20/2010	1.6	1.6	0.2732	0.44	10406	88.2014%	Fecal		CFU/100 mL	200	283.2	86400	-	2,139.0
5439000	10/3/2020	1.6	1.6	0.2732	0.44	10406	88.2014%	Fecal		CFU/100 mL	200	283.2	86400	-	2,139.0
5439000	9/2/2002	1.59	1.59	0.2732	0.43	10419	88.3116%	Fecal		CFU/100 mL	200	283.2	86400	-	2,125.6
5439000	3/24/2003	1.59	1.59	0.2732	0.43	10419	88.3116%	Fecal		CFU/100 mL	200	283.2	86400	-	2,125.6
5439000	11/23/2004	1.59	1.59	0.2732	0.43	10419	88.3116%	Fecal		CFU/100 mL	200	283.2	86400	-	2,125.6
5439000	10/5/2006	1.59	1.59	0.2732	0.43	10419	88.3116%	Fecal		CFU/100 mL	200	283.2	86400	-	2,125.6
5439000	12/5/2013	1.59	1.59	0.2732	0.43	10419	88.3116%	Fecal		CFU/100 mL	200	283.2	86400	-	2,125.6
5439000	11/10/2004	1.58	1.58	0.2732	0.43	10424	88.3540%	Fecal		CFU/100 mL	200	283.2	86400	-	2,112.2
5439000	2/9/2006	1.58	1.58	0.2732	0.43	10424	88.3540%	Fecal		CFU/100 mL	200	283.2	86400	-	2,112.2
5439000	11/2/2010	1.58	1.58	0.2732	0.43	10424	88.3540%	Fecal		CFU/100 mL	200	283.2	86400	-	2,112.2
5439000	10/3/2013	1.58	1.58	0.2732	0.43	10424	88.3540%	Fecal		CFU/100 mL	200	283.2	86400	-	2,112.2
5439000	10/27/2002	1.57	1.57	0.2732	0.43	10428	88.3879%	Fecal		CFU/100 mL	200	283.2	86400	-	2,098.8
5439000	8/30/2004	1.57	1.57	0.2732	0.43	10428	88.3879%	Fecal		CFU/100 mL	200	283.2	86400	-	2,098.8
5439000	11/15/2013	1.57	1.57	0.2732	0.43	10428	88.3879%	Fecal		CFU/100 mL	200	283.2	86400	-	2,098.8
5439000	10/21/2002	1.56	1.56	0.2732	0.43	10431	88.4133%	Fecal		CFU/100 mL	200	283.2	86400	-	2,085.5
5439000	12/10/2012	1.56	1.56	0.2732	0.43	10431	88.4133%	Fecal		CFU/100 mL	200	283.2	86400	-	2,085.5
5439000	10/22/2002	1.55	1.55	0.2732	0.42	10433	88.4302%	Fecal		CFU/100 mL	200	283.2	86400	-	2,072.1
5439000	9/16/2006	1.55	1.55	0.2732	0.42	10433	88.4302%	Fecal		CFU/100 mL	200	283.2	86400	-	2,072.1
5439000	9/5/2020	1.55	1.55	0.2732	0.42	10433	88.4302%	Fecal		CFU/100 mL	200	283.2	86400	-	2,072.1
5439000	9/22/2021	1.55	1.55	0.2732	0.42	10433	88.4302%	Fecal		CFU/100 mL	200	283.2	86400	-	2,072.1
5439000	9/12/1994	1.54	1.54	0.2732	0.42	10437	88.4641%	Fecal		CFU/100 mL	200	283.2	86400	-	2,058.7
5439000	7/30/2002	1.54	1.54	0.2732	0.42	10437	88.4641%	Fecal		CFU/100 mL	200	283.2	86400	-	2,058.7
5439000	9/10/2012	1.54	1.54	0.2732	0.42	10437	88.4641%	Fecal		CFU/100 mL	200	283.2	86400	-	2,058.7
5439000	10/29/2012	1.54	1.54	0.2732	0.42	10437	88.4641%	Fecal		CFU/100 mL	200	283.2	86400	-	2,058.7
5439000	12/17/2012	1.53	1.53	0.2732	0.42	10441	88.4981%	Fecal		CFU/100 mL	200	283.2	86400	-	2,045.4
5439000	11/10/2003	1.52	1.52	0.2732	0.42	10442	88.5065%	Fecal		CFU/100 mL	200	283.2	86400	-	2,032.0
5439000	8/21/2008	1.52	1.52	0.2732	0.42	10442	88.5065%	Fecal		CFU/100 mL	200	283.2	86400	-	2,032.0
5439000	9/8/1994	1.51	1.51	0.2732	0.41	10444	88.5235%	Fecal		CFU/100 mL	200	283.2	86400	-	2,018.6
5439000	8/31/2002	1.51	1.51	0.2732	0.41	10444	88.5235%	Fecal		CFU/100 mL	200	283.2	86400	-	2,018.6
5439000	9/1/2002	1.51	1.51	0.2732	0.41	10444	88.5235%	Fecal		CFU/100 mL	200	283.2	86400	-	2,018.6
5439000	10/5/2020	1.51	1.51	0.2732	0.41	10444	88.5235%	Fecal		CFU/100 mL	200	283.2	86400	-	2,018.6
5439000	9/16/1997	1.5	1.5	0.2732	0.41	10448	88.5574%	Fecal		CFU/100 mL	200	283.2	86400	-	2,005.3
5439000	9/26/1998	1.5	1.5	0.2732	0.41	10448	88.5574%	Fecal		CFU/100 mL	200	283.2	86400	-	2,005.3
5439000	8/9/1999	1.5	1.5	0.2732	0.41	10448	88.5574%	Fecal		CFU/100 mL	200	283.2	86400	-	2,005.3
5439000	8/3/2001	1.5	1.5	0.2732	0.41	10448	88.5574%	Fecal		CFU/100 mL	200	283.2	86400	-	2,005.3
5439000	11/18/2002	1.5	1.5	0.2732	0.41	10448	88.5574%	Fecal		CFU/100 mL	200	283.2	86400	-	2,005.3
5439000	1/20/2004	1.5	1.5	0.2732	0.41	10448	88.5574%	Fecal		CFU/100 mL	200	283.2	86400	-	2,005.3
5439000	2/18/2004	1.5	1.5	0.2732	0.41	10448	88.5574%	Fecal		CFU/100 mL	200	283.2	86400	-	2,005.3
5439000	11/10/2010	1.5	1.5	0.2732	0.41	10448	88.5574%	Fecal		CFU/100 mL	200	283.2	86400	-	2,005.3
5439000	10/1/2020	1.5	1.5	0.2732	0.41	10448	88.5574%	Fecal		CFU/100 mL	200	283.2	86400	-	2,005.3
5439000	11/26/2003	1.49	1.49	0.2732	0.41	10457	88.6337%	Fecal		CFU/100 mL	200	283.2	86400	-	1,991.9
5439000	8/18/2012	1.49	1.49	0.2732	0.41	10457	88.6337%	Fecal		CFU/100 mL	200	283.2	86400	-	1,991.9

Gage ID	Date	Discharge (CFS)	Gage Discharge (less Surrogate NPDES) (CFS)	Watershed Area Ratio	Calculated flow (CFS)	Rank	Flow Exceedance %	Parameter	Results	Units (mg or micro_gram	Limit/Standard	100mL/CF	sec/day	Actual Load (million colonies/day)	Allowable Load (million colonies/day)
5439000	10/21/2015	1.49	1.49	0.2732	0.41	10457	88.6337%	Fecal		CFU/100 mL	200	283.2	86400	-	1,991.9
5439000	10/28/2002	1.48	1.48	0.2732	0.40	10460	88.6591%	Fecal		CFU/100 mL	200	283.2	86400	-	1,978.5
5439000	12/7/2003	1.48	1.48	0.2732	0.40	10460	88.6591%	Fecal		CFU/100 mL	200	283.2	86400	-	1,978.5
5439000	8/2/2004	1.48	1.48	0.2732	0.40	10460	88.6591%	Fecal		CFU/100 mL	200	283.2	86400	-	1,978.5
5439000	8/26/2004	1.48	1.48	0.2732	0.40	10460	88.6591%	Fecal		CFU/100 mL	200	283.2	86400	-	1,978.5
5439000	9/5/2004	1.48	1.48	0.2732	0.40	10460	88.6591%	Fecal		CFU/100 mL	200	283.2	86400	-	1,978.5
5439000	11/18/2004	1.47	1.47	0.2732	0.40	10465	88.7015%	Fecal		CFU/100 mL	200	283.2	86400	-	1,965.2
5439000	11/20/2010	1.47	1.47	0.2732	0.40	10465	88.7015%	Fecal		CFU/100 mL	200	283.2	86400	-	1,965.2
5439000	9/4/2020	1.46	1.46	0.2732	0.40	10467	88.7184%	Fecal		CFU/100 mL	200	283.2	86400	-	1,951.8
5439000	10/20/2021	1.46	1.46	0.2732	0.40	10467	88.7184%	Fecal		CFU/100 mL	200	283.2	86400	-	1,951.8
5439000	8/9/1994	1.45	1.45	0.2732	0.40	10469	88.7354%	Fecal		CFU/100 mL	200	283.2	86400	-	1,938.4
5439000	8/24/2004	1.45	1.45	0.2732	0.40	10469	88.7354%	Fecal		CFU/100 mL	200	283.2	86400	-	1,938.4
5439000	8/21/2020	1.45	1.45	0.2732	0.40	10469	88.7354%	Fecal		CFU/100 mL	200	283.2	86400	-	1,938.4
5439000	10/18/2002	1.44	1.44	0.2732	0.39	10472	88.7608%	Fecal		CFU/100 mL	200	283.2	86400	-	1,925.1
5439000	11/13/2003	1.44	1.44	0.2732	0.39	10472	88.7608%	Fecal		CFU/100 mL	200	283.2	86400	-	1,925.1
5439000	8/10/2004	1.44	1.44	0.2732	0.39	10472	88.7608%	Fecal		CFU/100 mL	200	283.2	86400	-	1,925.1
5439000	9/7/2008	1.44	1.44	0.2732	0.39	10472	88.7608%	Fecal		CFU/100 mL	200	283.2	86400	-	1,925.1
5439000	11/8/2010	1.44	1.44	0.2732	0.39	10472	88.7608%	Fecal		CFU/100 mL	200	283.2	86400	-	1,925.1
5439000	11/21/2010	1.44	1.44	0.2732	0.39	10472	88.7608%	Fecal		CFU/100 mL	200	283.2	86400	-	1,925.1
5439000	9/20/2011	1.44	1.44	0.2732	0.39	10472	88.7608%	Fecal		CFU/100 mL	200	283.2	86400	-	1,925.1
5439000	9/22/1994	1.43	1.43	0.2732	0.39	10479	88.8201%	Fecal		CFU/100 mL	200	283.2	86400	-	1,911.7
5439000	10/15/2002	1.43	1.43	0.2732	0.39	10479	88.8201%	Fecal		CFU/100 mL	200	283.2	86400	-	1,911.7
5439000	7/29/2012	1.43	1.43	0.2732	0.39	10479	88.8201%	Fecal		CFU/100 mL	200	283.2	86400	-	1,911.7
5439000	9/17/2018	1.43	1.43	0.2732	0.39	10479	88.8201%	Fecal		CFU/100 mL	200	283.2	86400	-	1,911.7
5439000	10/26/2003	1.42	1.42	0.2732	0.39	10483	88.8540%	Fecal		CFU/100 mL	200	283.2	86400	-	1,898.3
5439000	12/3/2003	1.41	1.41	0.2732	0.39	10484	88.8625%	Fecal		CFU/100 mL	200	283.2	86400	-	1,885.0
5439000	7/8/2005	1.41	1.41	0.2732	0.39	10484	88.8625%	Fecal		CFU/100 mL	200	283.2	86400	-	1,885.0
5439000	8/6/2006	1.41	1.41	0.2732	0.39	10484	88.8625%	Fecal		CFU/100 mL	200	283.2	86400	-	1,885.0
5439000	11/4/2010	1.41	1.41	0.2732	0.39	10484	88.8625%	Fecal		CFU/100 mL	200	283.2	86400	-	1,885.0
5439000	8/27/1995	1.4	1.4	0.2732	0.38	10488	88.8964%	Fecal		CFU/100 mL	200	283.2	86400	-	1,871.6
5439000	9/10/1995	1.4	1.4	0.2732	0.38	10488	88.8964%	Fecal		CFU/100 mL	200	283.2	86400	-	1,871.6
5439000	9/24/1995	1.4	1.4	0.2732	0.38	10488	88.8964%	Fecal		CFU/100 mL	200	283.2	86400	-	1,871.6
5439000	7/26/1997	1.4	1.4	0.2732	0.38	10488	88.8964%	Fecal		CFU/100 mL	200	283.2	86400	-	1,871.6
5439000	12/11/1997	1.4	1.4	0.2732	0.38	10488	88.8964%	Fecal		CFU/100 mL	200	283.2	86400	-	1,871.6
5439000	12/27/1997	1.4	1.4	0.2732	0.38	10488	88.8964%	Fecal		CFU/100 mL	200	283.2	86400	-	1,871.6
5439000	8/17/1998	1.4	1.4	0.2732	0.38	10488	88.8964%	Fecal		CFU/100 mL	200	283.2	86400	-	1,871.6
5439000	8/23/1998	1.4	1.4	0.2732	0.38	10488	88.8964%	Fecal		CFU/100 mL	200	283.2	86400	-	1,871.6
5439000	9/8/1998	1.4	1.4	0.2732	0.38	10488	88.8964%	Fecal		CFU/100 mL	200	283.2	86400	-	1,871.6
5439000	8/4/1999	1.4	1.4	0.2732	0.38	10488	88.8964%	Fecal		CFU/100 mL	200	283.2	86400	-	1,871.6
5439000	8/6/1999	1.4	1.4	0.2732	0.38	10488	88.8964%	Fecal		CFU/100 mL	200	283.2	86400	-	1,871.6
5439000	9/13/1999	1.4	1.4	0.2732	0.38	10488	88.8964%	Fecal		CFU/100 mL	200	283.2	86400	-	1,871.6
5439000	9/6/2001	1.4	1.4	0.2732	0.38	10488	88.8964%	Fecal		CFU/100 mL	200	283.2	86400	-	1,871.6
5439000	9/11/2001	1.4	1.4	0.2732	0.38	10488	88.8964%	Fecal		CFU/100 mL	200	283.2	86400	-	1,871.6
5439000	10/8/2002	1.4	1.4	0.2732	0.38	10488	88.8964%	Fecal		CFU/100 mL	200	283.2	86400	-	1,871.6
5439000	10/24/2002	1.4	1.4	0.2732	0.38	10488	88.8964%	Fecal		CFU/100 mL	200	283.2	86400	-	1,871.6
5439000	8/7/2003	1.4	1.4	0.2732	0.38	10488	88.8964%	Fecal		CFU/100 mL	200	283.2	86400	-	1,871.6
5439000	7/29/2006	1.4	1.4	0.2732	0.38	10488	88.8964%	Fecal		CFU/100 mL	200	283.2	86400	-	1,871.6
5439000	9/13/2010	1.4	1.4	0.2732	0.38	10488	88.8964%	Fecal		CFU/100 mL	200	283.2	86400	-	1,871.6
5439000	11/15/2005	1.39	1.39	0.2732	0.38	10507	89.0575%	Fecal		CFU/100 mL	200	283.2	86400	-	1,858.2
5439000	11/9/2010	1.39	1.39	0.2732	0.38	10507	89.0575%	Fecal		CFU/100 mL	200	283.2	86400	-	1,858.2
5439000	8/19/2011	1.39	1.39	0.2732	0.38	10507	89.0575%	Fecal		CFU/100 mL	200	283.2	86400	-	1,858.2
5439000	10/5/2013	1.39	1.39	0.2732	0.38	10507	89.0575%	Fecal		CFU/100 mL	200	283.2	86400	-	1,858.2
5439000	8/16/2008	1.38	1.38	0.2732	0.38	10511	89.0914%	Fecal		CFU/100 mL	200	283.2	86400	-	1,844.8
5439000	10/20/2015	1.38	1.38	0.2732	0.38	10511	89.0914%	Fecal		CFU/100 mL	200	283.2	86400	-	1,844.8
5439000	9/30/2018	1.38	1.38	0.2732	0.38	10511	89.0914%	Fecal		CFU/100 mL	200	283.2	86400	-	1,844.8
5439000	9/27/2006	1.37	1.37	0.2732	0.37	10514	89.1168%	Fecal		CFU/100 mL	200	283.2	86400	-	1,831.5
5439000	8/13/2012	1.37	1.37	0.2732	0.37	10514	89.1168%	Fecal		CFU/100 mL	200	283.2	86400	-	1,831.5
5439000	9/19/2013	1.37	1.37	0.2732	0.37	10514	89.1168%	Fecal		CFU/100 mL	200	283.2	86400	-	1,831.5
5439000	4/28/2003	1.36	1.36	0.2732	0.37	10517	89.1422%	Fecal		CFU/100 mL	200	283.2	86400	-	1,818.1
5439000	10/25/2004	1.36	1.36	0.2732	0.37	10517	89.1422%	Fecal		CFU/100 mL	200	283.2	86400	-	1,818.1
5439000	7/10/2005	1.36	1.36	0.2732	0.37	10517	89.1422%	Fecal		CFU/100 mL	200	283.2	86400	-	1,818.1
5439000	2/10/2006	1.36	1.36	0.2732	0.37	10517	89.1422%	Fecal		CFU/100 mL	200	283.2	86400	-	1,818.1
5439000	12/25/2012	1.36	1.36	0.2732	0.37	10517	89.1422%	Fecal		CFU/100 mL	200	283.2	86400	-	1,818.1
5439000	9/19/2016	1.36	1.36	0.2732	0.37	10517	89.1422%	Fecal		CFU/100 mL	200	283.2	86400	-	1,818.1
5439000	9/26/2010	1.35	1.35	0.2732	0.37	10523	89.1931%	Fecal		CFU/100 mL	200	283.2	86400	-	1,804.7
5439000	12/18/2010	1.35	1.35	0.2732	0.37	10523	89.1931%	Fecal		CFU/100 mL	200	283.2	86400	-	1,804.7
5439000	8/22/2020	1.35	1.35	0.2732	0.37	10523	89.1931%	Fecal		CFU/100 mL	200	283.2	86400	-	1,804.7
5439000	8/31/2021	1.35	1.35	0.2732	0.37	10523	89.1931%	Fecal		CFU/100 mL	200	283.2	86400	-	1,804.7
5439000	11/27/2003	1.34	1.34	0.2732	0.37	10527	89.2270%	Fecal		CFU/100 mL	200	283.2	86400	-	1,791.4
5439000	9/16/2004	1.34	1.34	0.2732	0.37	10527	89.2270%	Fecal		CFU/100 mL	200	283.2	86400	-	1,791.4
5439000	12/16/2010	1.33	1.33	0.2732	0.36	10529	89.2439%	Fecal		CFU/100 mL	200	283.2	86400	-	1,778.0
5439000	10/23/2002	1.32	1.32	0.2732	0.36	10530	89.2524%	Fecal		CFU/100 mL	200	283.2	86400	-	1,764.6
5439000	8/14/2005	1.32	1.32	0.2732	0.36	10530	89.2524%	Fecal		CFU/100 mL	200	283.2	86400	-	1,764.6
5439000	11/9/2005	1.32	1.32	0.2732	0.36	10530	89.2524%	Fecal		CFU/100 mL	200	283.2	86400	-	1,764.6
5439000	10/10/2012	1.32	1.32	0.2732	0.36	10530	89.2524%	Fecal		CFU/100 mL	200	283.2	86400	-	1,764.6
5439000	9/5/2013	1.32	1.32	0.2732	0.36	10530	89.2524%	Fecal		CFU/100 mL	200	283.2	86400	-	1,764.6
5439000	10/9/2015	1.32	1.32	0.2732	0.36	10530	89.2524%	Fecal		CFU/100 mL	200	283.2	86400	-	1,764.6
5439000	11/11/2003	1.31	1.31	0.2732	0.36	10536	89.3033%	Fecal		CFU/100 mL	200	283.2	86400	-	1,751.3
5439000	8/27/2013	1.31	1.31	0.2732	0.36	10536	89.3033%	Fecal		CFU/100 mL	200	283.2	86400	-	1,751.3
5439000	8/14/1995	1.3	1.3	0.2732	0.36	10538	89.3202%	Fecal		CFU/100 mL	200	283.2	86400	-	1,737.9
5439000	8/28/1995	1.3	1.3	0.2732	0.36	10538	89.3202%	Fecal		CFU/100 mL	200	283.2	86400	-	1,737.9
5439000	8/29/1995	1.3	1.3	0.2732	0.36	10538	89.3202%	Fecal		CFU/100 mL	200	283.2	86400	-	1,737.9
5439000	10/9/1997	1.3	1.3	0.2732	0.36	10538	89.3202%	Fecal		CFU/100 mL	200	283.2	86400	-	1,737.9
5439000	10/15/1997	1.3	1.3	0.2732	0.36	10538	89.3202%	Fecal		CFU/100 mL	200	283.2	86400	-	1,737.9
5439000	12/3/1997	1.3	1.3	0.2732	0.36	10538	89.3202%	Fecal		CFU/100 mL	200	283.2	86400	-	1,737.9
5439000	8/18/1998	1.3	1.3	0.2732	0.36	10538	89.3202%	Fecal		CFU/100 mL	200	283.2	86400	-	1,737.9
5439000	9/28/1998	1.3	1.3	0.2732	0.36	10538	89.3202%	Fecal		CFU/100 mL	200	283.2	86400	-	1,737.9
5439000	8/5/1999	1.3	1.3	0.2732	0.36	10538	89.3202%	Fecal		CFU/100 mL	200	283.2	86400	-	1,737.9
5439000	8/14/1999	1.3	1.3	0.2732	0.36	10538	89.3202%	Fecal		CFU/100 mL	200	283.2	86400	-	1,737.9
5439000	8/1/2001	1.3	1.3	0.2732	0.36	10538	89.3202%	Fecal		CFU/100 mL	200	283.2	86400	-	1,737.9
5439000	2/17/2004	1.3	1.3	0.2732	0.36	10538	89.3202%	Fecal		CFU/100 mL	200	283.2	86400	-	1,737.9
5439000	8/18/2004	1.3	1.3	0.2732	0.36	10538	89.3202%	Fecal		CFU/100 mL	200	283.2	86400	-	1,737.9
5439000	9/20/2006	1.3	1.3	0.2732	0.36	10538	89.3202%	Fecal		CFU/100 mL	200	283.2	86400	-	1,737.9
5439000	12/7/2010	1.3	1.3	0.2732	0.36	10538	89.3202%	Fecal		CFU/100 mL	200	283.2	86400	-	1,737.9
5439000	12/24/2010	1.3	1.3	0.2732	0.36	10538	89.3202%	Fecal		CFU/100 mL	200	283.2	86400	-	1,737.9
5439000	11/28/2013	1.3	1.3	0.2732	0.36	10538	89.3202%	Fecal		CFU/100 mL	200	283.2	86400	-	1,737.9
5439000	10/11/2015	1.3	1.3	0.2732	0.36	10538	89.3202%	Fecal		CFU/100 mL	200	283.2	86400	-	1,737.9
5439000	8/23/2020	1.3	1.3	0.2732	0.36	10538	89.3202%	Fecal		CFU/100 mL	200	283.2	86400	-	1,737.9
5439000	12/20/2010	1.29	1.29	0.2732	0.35	10557	89.4813%	Fecal		CFU/100 mL	200	283.2	86400	-	1,724.5
5439000	7/14/2012	1.29	1.29	0.2732	0.35	10557	89.4813%	Fecal		CFU/100 mL	200	283.2	86400	-	1,724.5
5439000	10/10/2021	1.29	1.29	0.2732	0.35	10557	89.4813%	Fecal		CFU/100 mL	200	283.2	86400	-	1,724.5
5439000	7/25/2005	1.28	1.28	0.2732	0.35	10560	89.5067%	Fecal		CFU/100 mL	200	283.2	86400	-	1,711.2
5439000	9/14/2012	1.28	1.28	0.2732	0.35	10560	89.5067%	Fecal		CFU/100 mL	200	283.2	86400	-	1,711.2
5439000	4/26/2003	1.26	1.26	0.2732	0.34	10562	89.5236%	Fecal		CFU/100 mL	200	283.2	86400	-	1,684.4
5439000	12/8/2003	1.26	1.26	0.2732	0.34	10562	89.5236%	Fecal		CFU/100 mL	200	283.2	86400	-	1,684.4
5439000	7/9/2005	1.26	1.26	0.2732	0.34	10562	89.5236%	Fecal		CFU/100 mL	200	283.2	86400	-	1,684.4
5439000	8/27/2012	1.26	1.26	0.2732	0.34	10562	89.5236%	Fecal		CFU/100 mL	200	283.2	86400	-	1,684.4
5439000	11/28/2003	1.25	1.25	0.2732	0.34	10566	89.5576%	Fecal		CFU/100 mL	200	283.2	86400	-	1,671.1
5439000	7/28/2005	1.25	1.25	0.2732	0.34	10566	89.5576%	Fecal		CFU/100 mL	200	283.2	86400	-	1,671.1
5439000	12/3/2013	1.25	1.25	0.2732	0.34	10566	89.5576%	Fecal		CFU/100 mL	200	283.2	86400	-	1,671.1
5439000	10/10/2015	1.25	1.25	0.2732	0.34	10566	89.5576%	Fecal		CFU/100 mL	200	283.2	86400	-	1,671.1
5439000	10/5/2021	1.25	1.25	0.2732	0.34	10566	89.5576%	Fecal		CFU/100 mL	200	283.2	86400	-	1,671.1
5439000	8/17/2008	1.24	1.24	0.2732	0.34	10571	89.5999%	Fecal		CFU/100 mL	200	283.2	86400	-	1,657.7
5439000	11/30/2005	1.23	1.23	0.2732	0.34	10572	89.6084%	Fecal		CFU/100 mL	200	283.2	86400	-	1,644.3
5439000	2/11/2006	1.23	1.23	0.2732	0.34	10572	89.6084%	Fecal		CFU/100 mL	200	283.2	86400	-	1,644.3
5439000	8/28/2006	1.23	1.23	0.2732	0.34	10572	89.6084%	Fecal		CFU/100 mL	200	283.2	86400	-	1,644.3
5439000	9/21/2012	1.23	1.23	0.2732	0.34	10572	89.6084%	Fecal		CFU/100 mL	200	283.2	86400	-	1,644.3
5439000	8/24/2018	1.23	1.23	0.2732	0.34	10572	89.6084%	Fecal		CFU/100 mL	200	283.2	86400	-	1,644.3
5439000	10/7/2013	1.22	1.22	0.2732	0.33	10577	89.6508%	Fecal		CFU/100 mL	200	283.2	86400	-	1,631.0
5439000	10/12/2015	1.22	1.22	0.2732	0.33	10577	89.6508%	Fecal		CFU/100 mL	200	283.2	86400	-	1,631.0
5439000	9/25/2014	1.21	1.21	0.2732	0.33	10579	89.6677%	Fecal		CFU/100 mL	200	283.2	86400	-	1,617.6
5439000	9/3/1991	1.2	1.2	0.2732	0.33	10580	89.6762%	Fecal		CFU/100 mL	200	283.2	86400	-	1,604.2
5439000	8/30/1995	1.2	1.2	0.2732	0.33	10580	89.6762%	Fecal		CFU/100 mL	200	283.2	86400	-	1,604.2
5439000	9/25/1995	1.2	1.2	0.2732	0.33	10580	89.6762%	Fecal		CFU/100 mL	200	283.2	86400	-	1,604.2
5439000	9/30/1995	1.2	1.2	0.2732	0.33	10580	89.6762%	Fecal		CFU/100 mL	200	283.2	86400	-	1,604.2
5439000	10/14/1995	1.2	1.2	0.2732	0.33	10580	89.6762%	Fecal		CFU/100 mL	200	283.2	86400	-	1,604.2

Gage ID	Date	Discharge (CFS)	Gage Discharge (less Surrogate NPDES) (CFS)	Watershed Area Ratio	Calculated flow (CFS)	Rank	Flow Exceedance %	Parameter	Results	Units (mg or micro_gram	Limit/Standard	100mL/CF	sec/day	Actual Load (million colonies/day)	Allowable Load (million colonies/day)
5439000	8/22/1997	1.2	1.2	0.2732	0.33	10580	89.6762%	Fecal		CFU/100 mL	200	283.2	86400	-	1,604.2
5439000	10/19/1997	1.2	1.2	0.2732	0.33	10580	89.6762%	Fecal		CFU/100 mL	200	283.2	86400	-	1,604.2
5439000	10/24/1997	1.2	1.2	0.2732	0.33	10580	89.6762%	Fecal		CFU/100 mL	200	283.2	86400	-	1,604.2
5439000	11/8/1997	1.2	1.2	0.2732	0.33	10580	89.6762%	Fecal		CFU/100 mL	200	283.2	86400	-	1,604.2
5439000	12/2/1997	1.2	1.2	0.2732	0.33	10580	89.6762%	Fecal		CFU/100 mL	200	283.2	86400	-	1,604.2
5439000	12/4/1997	1.2	1.2	0.2732	0.33	10580	89.6762%	Fecal		CFU/100 mL	200	283.2	86400	-	1,604.2
5439000	8/22/1998	1.2	1.2	0.2732	0.33	10580	89.6762%	Fecal		CFU/100 mL	200	283.2	86400	-	1,604.2
5439000	9/9/1998	1.2	1.2	0.2732	0.33	10580	89.6762%	Fecal		CFU/100 mL	200	283.2	86400	-	1,604.2
5439000	9/23/1998	1.2	1.2	0.2732	0.33	10580	89.6762%	Fecal		CFU/100 mL	200	283.2	86400	-	1,604.2
5439000	9/7/2000	1.2	1.2	0.2732	0.33	10580	89.6762%	Fecal		CFU/100 mL	200	283.2	86400	-	1,604.2
5439000	9/17/2001	1.2	1.2	0.2732	0.33	10580	89.6762%	Fecal		CFU/100 mL	200	283.2	86400	-	1,604.2
5439000	7/22/2002	1.2	1.2	0.2732	0.33	10580	89.6762%	Fecal		CFU/100 mL	200	283.2	86400	-	1,604.2
5439000	12/4/2003	1.2	1.2	0.2732	0.33	10580	89.6762%	Fecal		CFU/100 mL	200	283.2	86400	-	1,604.2
5439000	1/21/2004	1.2	1.2	0.2732	0.33	10580	89.6762%	Fecal		CFU/100 mL	200	283.2	86400	-	1,604.2
5439000	1/26/2004	1.2	1.2	0.2732	0.33	10580	89.6762%	Fecal		CFU/100 mL	200	283.2	86400	-	1,604.2
5439000	1/27/2004	1.2	1.2	0.2732	0.33	10580	89.6762%	Fecal		CFU/100 mL	200	283.2	86400	-	1,604.2
5439000	1/28/2004	1.2	1.2	0.2732	0.33	10580	89.6762%	Fecal		CFU/100 mL	200	283.2	86400	-	1,604.2
5439000	1/29/2004	1.2	1.2	0.2732	0.33	10580	89.6762%	Fecal		CFU/100 mL	200	283.2	86400	-	1,604.2
5439000	1/30/2004	1.2	1.2	0.2732	0.33	10580	89.6762%	Fecal		CFU/100 mL	200	283.2	86400	-	1,604.2
5439000	1/31/2004	1.2	1.2	0.2732	0.33	10580	89.6762%	Fecal		CFU/100 mL	200	283.2	86400	-	1,604.2
5439000	2/11/2004	1.2	1.2	0.2732	0.33	10580	89.6762%	Fecal		CFU/100 mL	200	283.2	86400	-	1,604.2
5439000	2/12/2004	1.2	1.2	0.2732	0.33	10580	89.6762%	Fecal		CFU/100 mL	200	283.2	86400	-	1,604.2
5439000	2/13/2004	1.2	1.2	0.2732	0.33	10580	89.6762%	Fecal		CFU/100 mL	200	283.2	86400	-	1,604.2
5439000	2/14/2004	1.2	1.2	0.2732	0.33	10580	89.6762%	Fecal		CFU/100 mL	200	283.2	86400	-	1,604.2
5439000	2/15/2004	1.2	1.2	0.2732	0.33	10580	89.6762%	Fecal		CFU/100 mL	200	283.2	86400	-	1,604.2
5439000	2/16/2004	1.2	1.2	0.2732	0.33	10580	89.6762%	Fecal		CFU/100 mL	200	283.2	86400	-	1,604.2
5439000	9/1/2021	1.2	1.2	0.2732	0.33	10580	89.6762%	Fecal		CFU/100 mL	200	283.2	86400	-	1,604.2
5439000	10/29/2004	1.19	1.19	0.2732	0.33	10612	89.9474%	Fecal		CFU/100 mL	200	283.2	86400	-	1,590.8
5439000	12/2/2005	1.19	1.19	0.2732	0.33	10612	89.9474%	Fecal		CFU/100 mL	200	283.2	86400	-	1,590.8
5439000	3/6/2006	1.19	1.19	0.2732	0.33	10612	89.9474%	Fecal		CFU/100 mL	200	283.2	86400	-	1,590.8
5439000	7/30/2006	1.19	1.19	0.2732	0.33	10612	89.9474%	Fecal		CFU/100 mL	200	283.2	86400	-	1,590.8
5439000	7/6/2012	1.19	1.19	0.2732	0.33	10612	89.9474%	Fecal		CFU/100 mL	200	283.2	86400	-	1,590.8
5439000	8/26/2012	1.19	1.19	0.2732	0.33	10612	89.9474%	Fecal		CFU/100 mL	200	283.2	86400	-	1,590.8
5439000	10/16/2003	1.18	1.18	0.2732	0.32	10618	89.9983%	Fecal		CFU/100 mL	200	283.2	86400	-	1,577.5
5439000	11/11/2004	1.18	1.18	0.2732	0.32	10618	89.9983%	Fecal		CFU/100 mL	200	283.2	86400	-	1,577.5
5439000	1/6/2006	1.18	1.18	0.2732	0.32	10618	89.9983%	Fecal		CFU/100 mL	200	283.2	86400	-	1,577.5
5439000	12/22/2002	1.17	1.17	0.2732	0.32	10621	90.0237%	Fecal		CFU/100 mL	200	283.2	86400	-	1,564.1
5439000	11/30/2003	1.16	1.16	0.2732	0.32	10622	90.0322%	Fecal		CFU/100 mL	200	283.2	86400	-	1,550.7
5439000	7/23/2005	1.16	1.16	0.2732	0.32	10622	90.0322%	Fecal		CFU/100 mL	200	283.2	86400	-	1,550.7
5439000	9/8/2006	1.16	1.16	0.2732	0.32	10622	90.0322%	Fecal		CFU/100 mL	200	283.2	86400	-	1,550.7
5439000	8/27/2018	1.16	1.16	0.2732	0.32	10622	90.0322%	Fecal		CFU/100 mL	200	283.2	86400	-	1,550.7
5439000	11/17/2002	1.15	1.15	0.2732	0.31	10626	90.0661%	Fecal		CFU/100 mL	200	283.2	86400	-	1,537.4
5439000	10/9/2012	1.15	1.15	0.2732	0.31	10626	90.0661%	Fecal		CFU/100 mL	200	283.2	86400	-	1,537.4
5439000	8/19/2002	1.14	1.14	0.2732	0.31	10628	90.0831%	Fecal		CFU/100 mL	200	283.2	86400	-	1,524.0
5439000	11/12/2003	1.14	1.14	0.2732	0.31	10628	90.0831%	Fecal		CFU/100 mL	200	283.2	86400	-	1,524.0
5439000	10/22/2004	1.14	1.14	0.2732	0.31	10628	90.0831%	Fecal		CFU/100 mL	200	283.2	86400	-	1,524.0
5439000	9/16/2012	1.14	1.14	0.2732	0.31	10628	90.0831%	Fecal		CFU/100 mL	200	283.2	86400	-	1,524.0
5439000	8/29/2006	1.13	1.13	0.2732	0.31	10632	90.1170%	Fecal		CFU/100 mL	200	283.2	86400	-	1,510.6
5439000	8/2/2012	1.13	1.13	0.2732	0.31	10632	90.1170%	Fecal		CFU/100 mL	200	283.2	86400	-	1,510.6
5439000	10/7/2020	1.13	1.13	0.2732	0.31	10632	90.1170%	Fecal		CFU/100 mL	200	283.2	86400	-	1,510.6
5439000	10/13/2006	1.12	1.12	0.2732	0.31	10635	90.1424%	Fecal		CFU/100 mL	200	283.2	86400	-	1,497.3
5439000	9/20/2012	1.12	1.12	0.2732	0.31	10635	90.1424%	Fecal		CFU/100 mL	200	283.2	86400	-	1,497.3
5439000	10/22/2021	1.12	1.12	0.2732	0.31	10635	90.1424%	Fecal		CFU/100 mL	200	283.2	86400	-	1,497.3
5439000	8/12/2002	1.11	1.11	0.2732	0.30	10638	90.1678%	Fecal		CFU/100 mL	200	283.2	86400	-	1,483.9
5439000	11/13/2004	1.11	1.11	0.2732	0.30	10638	90.1678%	Fecal		CFU/100 mL	200	283.2	86400	-	1,483.9
5439000	8/18/2008	1.11	1.11	0.2732	0.30	10638	90.1678%	Fecal		CFU/100 mL	200	283.2	86400	-	1,483.9
5439000	12/19/2010	1.11	1.11	0.2732	0.30	10638	90.1678%	Fecal		CFU/100 mL	200	283.2	86400	-	1,483.9
5439000	9/5/2017	1.11	1.11	0.2732	0.30	10638	90.1678%	Fecal		CFU/100 mL	200	283.2	86400	-	1,483.9
5439000	8/21/1992	1.1	1.1	0.2732	0.30	10643	90.2102%	Fecal		CFU/100 mL	200	283.2	86400	-	1,470.5
5439000	8/31/1995	1.1	1.1	0.2732	0.30	10643	90.2102%	Fecal		CFU/100 mL	200	283.2	86400	-	1,470.5
5439000	9/19/1995	1.1	1.1	0.2732	0.30	10643	90.2102%	Fecal		CFU/100 mL	200	283.2	86400	-	1,470.5
5439000	11/27/1997	1.1	1.1	0.2732	0.30	10643	90.2102%	Fecal		CFU/100 mL	200	283.2	86400	-	1,470.5
5439000	11/28/1997	1.1	1.1	0.2732	0.30	10643	90.2102%	Fecal		CFU/100 mL	200	283.2	86400	-	1,470.5
5439000	12/30/1997	1.1	1.1	0.2732	0.30	10643	90.2102%	Fecal		CFU/100 mL	200	283.2	86400	-	1,470.5
5439000	8/21/1998	1.1	1.1	0.2732	0.30	10643	90.2102%	Fecal		CFU/100 mL	200	283.2	86400	-	1,470.5
5439000	9/6/1998	1.1	1.1	0.2732	0.30	10643	90.2102%	Fecal		CFU/100 mL	200	283.2	86400	-	1,470.5
5439000	8/17/2001	1.1	1.1	0.2732	0.30	10643	90.2102%	Fecal		CFU/100 mL	200	283.2	86400	-	1,470.5
5439000	11/23/2002	1.1	1.1	0.2732	0.30	10643	90.2102%	Fecal		CFU/100 mL	200	283.2	86400	-	1,470.5
5439000	1/22/2004	1.1	1.1	0.2732	0.30	10643	90.2102%	Fecal		CFU/100 mL	200	283.2	86400	-	1,470.5
5439000	1/23/2004	1.1	1.1	0.2732	0.30	10643	90.2102%	Fecal		CFU/100 mL	200	283.2	86400	-	1,470.5
5439000	1/24/2004	1.1	1.1	0.2732	0.30	10643	90.2102%	Fecal		CFU/100 mL	200	283.2	86400	-	1,470.5
5439000	1/25/2004	1.1	1.1	0.2732	0.30	10643	90.2102%	Fecal		CFU/100 mL	200	283.2	86400	-	1,470.5
5439000	2/1/2004	1.1	1.1	0.2732	0.30	10643	90.2102%	Fecal		CFU/100 mL	200	283.2	86400	-	1,470.5
5439000	2/2/2004	1.1	1.1	0.2732	0.30	10643	90.2102%	Fecal		CFU/100 mL	200	283.2	86400	-	1,470.5
5439000	2/3/2004	1.1	1.1	0.2732	0.30	10643	90.2102%	Fecal		CFU/100 mL	200	283.2	86400	-	1,470.5
5439000	2/4/2004	1.1	1.1	0.2732	0.30	10643	90.2102%	Fecal		CFU/100 mL	200	283.2	86400	-	1,470.5
5439000	2/5/2004	1.1	1.1	0.2732	0.30	10643	90.2102%	Fecal		CFU/100 mL	200	283.2	86400	-	1,470.5
5439000	2/6/2004	1.1	1.1	0.2732	0.30	10643	90.2102%	Fecal		CFU/100 mL	200	283.2	86400	-	1,470.5
5439000	2/7/2004	1.1	1.1	0.2732	0.30	10643	90.2102%	Fecal		CFU/100 mL	200	283.2	86400	-	1,470.5
5439000	2/8/2004	1.1	1.1	0.2732	0.30	10643	90.2102%	Fecal		CFU/100 mL	200	283.2	86400	-	1,470.5
5439000	2/9/2004	1.1	1.1	0.2732	0.30	10643	90.2102%	Fecal		CFU/100 mL	200	283.2	86400	-	1,470.5
5439000	2/10/2004	1.1	1.1	0.2732	0.30	10643	90.2102%	Fecal		CFU/100 mL	200	283.2	86400	-	1,470.5
5439000	2/16/2006	1.1	1.1	0.2732	0.30	10643	90.2102%	Fecal		CFU/100 mL	200	283.2	86400	-	1,470.5
5439000	2/17/2006	1.1	1.1	0.2732	0.30	10643	90.2102%	Fecal		CFU/100 mL	200	283.2	86400	-	1,470.5
5439000	2/18/2006	1.1	1.1	0.2732	0.30	10643	90.2102%	Fecal		CFU/100 mL	200	283.2	86400	-	1,470.5
5439000	1/18/2013	1.1	1.1	0.2732	0.30	10643	90.2102%	Fecal		CFU/100 mL	200	283.2	86400	-	1,470.5
5439000	10/6/2020	1.1	1.1	0.2732	0.30	10643	90.2102%	Fecal		CFU/100 mL	200	283.2	86400	-	1,470.5
5439000	9/3/2002	1.09	1.09	0.2732	0.30	10672	90.4560%	Fecal		CFU/100 mL	200	283.2	86400	-	1,457.2
5439000	2/12/2006	1.09	1.09	0.2732	0.30	10672	90.4560%	Fecal		CFU/100 mL	200	283.2	86400	-	1,457.2
5439000	9/26/2014	1.09	1.09	0.2732	0.30	10672	90.4560%	Fecal		CFU/100 mL	200	283.2	86400	-	1,457.2
5439000	10/14/2002	1.08	1.08	0.2732	0.30	10675	90.4814%	Fecal		CFU/100 mL	200	283.2	86400	-	1,443.8
5439000	11/29/2003	1.08	1.08	0.2732	0.30	10675	90.4814%	Fecal		CFU/100 mL	200	283.2	86400	-	1,443.8
5439000	8/23/2008	1.08	1.08	0.2732	0.30	10675	90.4814%	Fecal		CFU/100 mL	200	283.2	86400	-	1,443.8
5439000	8/31/2004	1.07	1.07	0.2732	0.29	10678	90.5069%	Fecal		CFU/100 mL	200	283.2	86400	-	1,430.4
5439000	9/6/2004	1.07	1.07	0.2732	0.29	10678	90.5069%	Fecal		CFU/100 mL	200	283.2	86400	-	1,430.4
5439000	8/23/2005	1.07	1.07	0.2732	0.29	10678	90.5069%	Fecal		CFU/100 mL	200	283.2	86400	-	1,430.4
5439000	9/23/2002	1.06	1.06	0.2732	0.29	10681	90.5323%	Fecal		CFU/100 mL	200	283.2	86400	-	1,417.1
5439000	10/16/2002	1.05	1.05	0.2732	0.29	10682	90.5408%	Fecal		CFU/100 mL	200	283.2	86400	-	1,403.7
5439000	8/14/2013	1.05	1.05	0.2732	0.29	10682	90.5408%	Fecal		CFU/100 mL	200	283.2	86400	-	1,403.7
5439000	7/24/2005	1.04	1.04	0.2732	0.28	10684	90.5577%	Fecal		CFU/100 mL	200	283.2	86400	-	1,390.3
5439000	8/7/2006	1.04	1.04	0.2732	0.28	10684	90.5577%	Fecal		CFU/100 mL	200	283.2	86400	-	1,390.3
5439000	9/15/2010	1.04	1.04	0.2732	0.28	10684	90.5577%	Fecal		CFU/100 mL	200	283.2	86400	-	1,390.3
5439000	9/14/1994	1.03	1.03	0.2732	0.28	10687	90.5831%	Fecal		CFU/100 mL	200	283.2	86400	-	1,377.0
5439000	8/20/2008	1.03	1.03	0.2732	0.28	10687	90.5831%	Fecal		CFU/100 mL	200	283.2	86400	-	1,377.0
5439000	9/6/2011	1.03	1.03	0.2732	0.28	10687	90.5831%	Fecal		CFU/100 mL	200	283.2	86400	-	1,377.0
5439000	9/13/1994	1.02	1.02	0.2732	0.28	10690	90.6086%	Fecal		CFU/100 mL	200	283.2	86400	-	1,363.6
5439000	9/4/2002	1.02	1.02	0.2732	0.28	10690	90.6086%	Fecal		CFU/100 mL	200	283.2	86400	-	1,363.6
5439000	11/12/2004	1.01	1.01	0.2732	0.28	10692	90.6255%	Fecal		CFU/100 mL	200	283.2	86400	-	1,350.2
5439000	2/14/2006	1.01	1.01	0.2732	0.28	10692	90.6255%	Fecal		CFU/100 mL	200	283.2	86400	-	1,350.2
5439000	8/28/2012	1.01	1.01	0.2732	0.28	10692	90.6255%	Fecal		CFU/100 mL	200	283.2	86400	-	1,350.2
5439000	10/22/2015	1.01	1.01	0.2732	0.28	10692	90.6255%	Fecal		CFU/100 mL	200	283.2	86400	-	1,350.2
5439000	9/28/2018	1.01	1.01	0.2732	0.28	10692	90.6255%	Fecal		CFU/100 mL	200	283.2	86400	-	1,350.2
5439000	12/10/1997	1	1	0.2732	0.27	10697	90.6679%	Fecal		CFU/100 mL	200	283.2	86400	-	1,336.8
5439000	12/12/1997	1	1	0.2732	0.27	10697	90.6679%	Fecal		CFU/100 mL	200	283.2	86400	-	1,336.8
5439000	12/28/1997	1	1	0.2732	0.27	10697	90.6679%	Fecal		CFU/100 mL	200	283.2	86400	-	1,336.8
5439000	12/29/1997	1	1	0.2732	0.27	10697	90.6679%	Fecal		CFU/100 mL	200	283.2	86400	-	1,336.8
5439000	9/24/1998	1	1	0.2732	0.27	10697	90.6679%	Fecal		CFU/100 mL	200	283.2	86400	-	1,336.8
5439000	8/30/1999	1	1	0.2732	0.27	10697	90.6679%	Fecal		CFU/100 mL	200	283.2	86400	-	1,336.8
5439000	12/16/2002	1	1	0.2732	0.27	10697	90.6679%	Fecal		CFU/100 mL	200	283.2	86400	-	1,336.8
5439000	2/15/2006	1	1	0.2732	0.27	10697	90.6679%	Fecal		CFU/100 mL	200	283.2	86400	-	1,336.8
5439000	2/19/2006	1	1	0.2732	0.27	10697	90.6679%	Fecal		CFU/100 mL	200	283.2	86400	-	1,336.8
5439000	2/20/2006	1	1	0.2732	0.27	10697	90.6679%	Fecal		CFU/100 mL	200	283.2	86400	-	1,336.8
5439000	2/21/2006	1	1	0.2732	0.27	10697	90.6679%	Fecal		CFU/100 mL	200	283.2	86400	-	1,336.8
5439000	2/22/2006	1	1	0.2732	0.27	10697	90.6679%	Fecal		CFU/100 mL	200	283.2	86400	-	1,336.8
5439000	2/23/2006	1	1	0.2732	0.27	10697	90.6679%	Fecal		CFU/100 mL	200	283.2	86400	-	1,336.8
5439000	9/28/2006	1	1	0.2732	0.27	10697	90.6679%	Fecal		CFU/100 mL	200	283.2	86400	-	1,336.8

Gage ID	Date	Discharge (CFS)	Gage Discharge (less Surrogate NPDES) (CFS)	Watershed Area Ratio	Calculated flow (CFS)	Rank	Flow Exceedance %	Parameter	Results	Units (mg or micro_gram	Limit/Standard	100mL/CF	sec/day	Actual Load (million colonies/day)	Allowable Load (million colonies/day)
5439000	12/17/2010	1	1	0.2732	0.27	10697	90.6679%	Fecal		CFU/100 mL	200	283.2	86400	-	1,336.8
5439000	12/21/2010	1	1	0.2732	0.27	10697	90.6679%	Fecal		CFU/100 mL	200	283.2	86400	-	1,336.8
5439000	1/19/2013	1	1	0.2732	0.27	10697	90.6679%	Fecal		CFU/100 mL	200	283.2	86400	-	1,336.8
5439000	1/25/2013	1	1	0.2732	0.27	10697	90.6679%	Fecal		CFU/100 mL	200	283.2	86400	-	1,336.8
5439000	10/13/2015	1	1	0.2732	0.27	10697	90.6679%	Fecal		CFU/100 mL	200	283.2	86400	-	1,336.8
5439000	9/6/2017	1	1	0.2732	0.27	10697	90.6679%	Fecal		CFU/100 mL	200	283.2	86400	-	1,336.8
5439000	9/7/2017	1	1	0.2732	0.27	10697	90.6679%	Fecal		CFU/100 mL	200	283.2	86400	-	1,336.8
5439000	9/29/2018	1	1	0.2732	0.27	10697	90.6679%	Fecal		CFU/100 mL	200	283.2	86400	-	1,336.8
5439000	10/2/1995	0.99	0.99	0.2732	0.27	10719	90.8544%	Fecal		CFU/100 mL	200	283.2	86400	-	1,323.5
5439000	10/18/1995	0.97	0.97	0.2732	0.26	10720	90.8629%	Fecal		CFU/100 mL	200	283.2	86400	-	1,296.7
5439000	12/31/1997	0.97	0.97	0.2732	0.26	10720	90.8629%	Fecal		CFU/100 mL	200	283.2	86400	-	1,296.7
5439000	10/27/2003	0.97	0.97	0.2732	0.26	10720	90.8629%	Fecal		CFU/100 mL	200	283.2	86400	-	1,296.7
5439000	2/13/2006	0.97	0.97	0.2732	0.26	10720	90.8629%	Fecal		CFU/100 mL	200	283.2	86400	-	1,296.7
5439000	12/5/1997	0.96	0.96	0.2732	0.26	10724	90.8968%	Fecal		CFU/100 mL	200	283.2	86400	-	1,283.4
5439000	12/1/2003	0.96	0.96	0.2732	0.26	10724	90.8968%	Fecal		CFU/100 mL	200	283.2	86400	-	1,283.4
5439000	2/24/2006	0.96	0.96	0.2732	0.26	10724	90.8968%	Fecal		CFU/100 mL	200	283.2	86400	-	1,283.4
5439000	8/25/1991	0.95	0.95	0.2732	0.26	10727	90.9222%	Fecal		CFU/100 mL	200	283.2	86400	-	1,270.0
5439000	9/9/1994	0.95	0.95	0.2732	0.26	10727	90.9222%	Fecal		CFU/100 mL	200	283.2	86400	-	1,270.0
5439000	12/24/1997	0.95	0.95	0.2732	0.26	10727	90.9222%	Fecal		CFU/100 mL	200	283.2	86400	-	1,270.0
5439000	9/25/1998	0.95	0.95	0.2732	0.26	10727	90.9222%	Fecal		CFU/100 mL	200	283.2	86400	-	1,270.0
5439000	10/26/2004	0.95	0.95	0.2732	0.26	10727	90.9222%	Fecal		CFU/100 mL	200	283.2	86400	-	1,270.0
5439000	9/18/2010	0.95	0.95	0.2732	0.26	10727	90.9222%	Fecal		CFU/100 mL	200	283.2	86400	-	1,270.0
5439000	7/13/2012	0.95	0.95	0.2732	0.26	10727	90.9222%	Fecal		CFU/100 mL	200	283.2	86400	-	1,270.0
5439000	8/7/2012	0.95	0.95	0.2732	0.26	10727	90.9222%	Fecal		CFU/100 mL	200	283.2	86400	-	1,270.0
5439000	9/23/2018	0.95	0.95	0.2732	0.26	10727	90.9222%	Fecal		CFU/100 mL	200	283.2	86400	-	1,270.0
5439000	11/16/2002	0.94	0.94	0.2732	0.26	10736	90.9985%	Fecal		CFU/100 mL	200	283.2	86400	-	1,256.6
5439000	12/23/2002	0.94	0.94	0.2732	0.26	10736	90.9985%	Fecal		CFU/100 mL	200	283.2	86400	-	1,256.6
5439000	8/24/1992	0.93	0.93	0.2732	0.25	10738	91.0154%	Fecal		CFU/100 mL	200	283.2	86400	-	1,243.3
5439000	8/15/1999	0.93	0.93	0.2732	0.25	10738	91.0154%	Fecal		CFU/100 mL	200	283.2	86400	-	1,243.3
5439000	7/26/2001	0.93	0.93	0.2732	0.25	10738	91.0154%	Fecal		CFU/100 mL	200	283.2	86400	-	1,243.3
5439000	8/14/2004	0.93	0.93	0.2732	0.25	10738	91.0154%	Fecal		CFU/100 mL	200	283.2	86400	-	1,243.3
5439000	11/14/2004	0.93	0.93	0.2732	0.25	10738	91.0154%	Fecal		CFU/100 mL	200	283.2	86400	-	1,243.3
5439000	10/21/1996	0.92	0.92	0.2732	0.25	10743	91.0578%	Fecal		CFU/100 mL	200	283.2	86400	-	1,229.9
5439000	1/1/1998	0.92	0.92	0.2732	0.25	10743	91.0578%	Fecal		CFU/100 mL	200	283.2	86400	-	1,229.9
5439000	8/25/2001	0.92	0.92	0.2732	0.25	10743	91.0578%	Fecal		CFU/100 mL	200	283.2	86400	-	1,229.9
5439000	8/19/2008	0.92	0.92	0.2732	0.25	10743	91.0578%	Fecal		CFU/100 mL	200	283.2	86400	-	1,229.9
5439000	10/19/2015	0.92	0.92	0.2732	0.25	10743	91.0578%	Fecal		CFU/100 mL	200	283.2	86400	-	1,229.9
5439000	8/21/2002	0.91	0.91	0.2732	0.25	10748	91.1002%	Fecal		CFU/100 mL	200	283.2	86400	-	1,216.5
5439000	11/16/2004	0.91	0.91	0.2732	0.25	10748	91.1002%	Fecal		CFU/100 mL	200	283.2	86400	-	1,216.5
5439000	10/6/2006	0.91	0.91	0.2732	0.25	10748	91.1002%	Fecal		CFU/100 mL	200	283.2	86400	-	1,216.5
5439000	11/10/1997	0.9	0.9	0.2732	0.25	10751	91.1256%	Fecal		CFU/100 mL	200	283.2	86400	-	1,203.2
5439000	11/24/2002	0.9	0.9	0.2732	0.25	10751	91.1256%	Fecal		CFU/100 mL	200	283.2	86400	-	1,203.2
5439000	12/31/2005	0.9	0.9	0.2732	0.25	10751	91.1256%	Fecal		CFU/100 mL	200	283.2	86400	-	1,203.2
5439000	1/7/2006	0.9	0.9	0.2732	0.25	10751	91.1256%	Fecal		CFU/100 mL	200	283.2	86400	-	1,203.2
5439000	2/25/2006	0.9	0.9	0.2732	0.25	10751	91.1256%	Fecal		CFU/100 mL	200	283.2	86400	-	1,203.2
5439000	2/26/2006	0.9	0.9	0.2732	0.25	10751	91.1256%	Fecal		CFU/100 mL	200	283.2	86400	-	1,203.2
5439000	1/20/2013	0.9	0.9	0.2732	0.25	10751	91.1256%	Fecal		CFU/100 mL	200	283.2	86400	-	1,203.2
5439000	10/19/2013	0.9	0.9	0.2732	0.25	10751	91.1256%	Fecal		CFU/100 mL	200	283.2	86400	-	1,203.2
5439000	11/16/1997	0.89	0.89	0.2732	0.24	10759	91.1934%	Fecal		CFU/100 mL	200	283.2	86400	-	1,189.8
5439000	9/6/2002	0.89	0.89	0.2732	0.24	10759	91.1934%	Fecal		CFU/100 mL	200	283.2	86400	-	1,189.8
5439000	10/13/2002	0.89	0.89	0.2732	0.24	10759	91.1934%	Fecal		CFU/100 mL	200	283.2	86400	-	1,189.8
5439000	11/15/2002	0.89	0.89	0.2732	0.24	10759	91.1934%	Fecal		CFU/100 mL	200	283.2	86400	-	1,189.8
5439000	10/28/2003	0.89	0.89	0.2732	0.24	10759	91.1934%	Fecal		CFU/100 mL	200	283.2	86400	-	1,189.8
5439000	10/23/2013	0.89	0.89	0.2732	0.24	10759	91.1934%	Fecal		CFU/100 mL	200	283.2	86400	-	1,189.8
5439000	10/16/1997	0.88	0.88	0.2732	0.24	10765	91.2443%	Fecal		CFU/100 mL	200	283.2	86400	-	1,176.4
5439000	9/12/2003	0.88	0.88	0.2732	0.24	10765	91.2443%	Fecal		CFU/100 mL	200	283.2	86400	-	1,176.4
5439000	2/27/2006	0.88	0.88	0.2732	0.24	10765	91.2443%	Fecal		CFU/100 mL	200	283.2	86400	-	1,176.4
5439000	8/19/2012	0.88	0.88	0.2732	0.24	10765	91.2443%	Fecal		CFU/100 mL	200	283.2	86400	-	1,176.4
5439000	12/26/2012	0.88	0.88	0.2732	0.24	10765	91.2443%	Fecal		CFU/100 mL	200	283.2	86400	-	1,176.4
5439000	9/2/2021	0.88	0.88	0.2732	0.24	10765	91.2443%	Fecal		CFU/100 mL	200	283.2	86400	-	1,176.4
5439000	9/11/1995	0.87	0.87	0.2732	0.24	10771	91.2951%	Fecal		CFU/100 mL	200	283.2	86400	-	1,163.1
5439000	7/27/1997	0.87	0.87	0.2732	0.24	10771	91.2951%	Fecal		CFU/100 mL	200	283.2	86400	-	1,163.1
5439000	10/17/2002	0.87	0.87	0.2732	0.24	10771	91.2951%	Fecal		CFU/100 mL	200	283.2	86400	-	1,163.1
5439000	7/31/2006	0.87	0.87	0.2732	0.24	10771	91.2951%	Fecal		CFU/100 mL	200	283.2	86400	-	1,163.1
5439000	9/27/2014	0.87	0.87	0.2732	0.24	10771	91.2951%	Fecal		CFU/100 mL	200	283.2	86400	-	1,163.1
5439000	12/6/1997	0.86	0.86	0.2732	0.23	10776	91.3375%	Fecal		CFU/100 mL	200	283.2	86400	-	1,149.7
5439000	9/19/1999	0.86	0.86	0.2732	0.23	10776	91.3375%	Fecal		CFU/100 mL	200	283.2	86400	-	1,149.7
5439000	7/27/2001	0.86	0.86	0.2732	0.23	10776	91.3375%	Fecal		CFU/100 mL	200	283.2	86400	-	1,149.7
5439000	8/4/2001	0.86	0.86	0.2732	0.23	10776	91.3375%	Fecal		CFU/100 mL	200	283.2	86400	-	1,149.7
5439000	9/12/2001	0.86	0.86	0.2732	0.23	10776	91.3375%	Fecal		CFU/100 mL	200	283.2	86400	-	1,149.7
5439000	7/24/2002	0.86	0.86	0.2732	0.23	10776	91.3375%	Fecal		CFU/100 mL	200	283.2	86400	-	1,149.7
5439000	8/20/2004	0.86	0.86	0.2732	0.23	10776	91.3375%	Fecal		CFU/100 mL	200	283.2	86400	-	1,149.7
5439000	9/1/2004	0.86	0.86	0.2732	0.23	10776	91.3375%	Fecal		CFU/100 mL	200	283.2	86400	-	1,149.7
5439000	12/23/2010	0.86	0.86	0.2732	0.23	10776	91.3375%	Fecal		CFU/100 mL	200	283.2	86400	-	1,149.7
5439000	8/15/2012	0.86	0.86	0.2732	0.23	10776	91.3375%	Fecal		CFU/100 mL	200	283.2	86400	-	1,149.7
5439000	9/25/2012	0.86	0.86	0.2732	0.23	10776	91.3375%	Fecal		CFU/100 mL	200	283.2	86400	-	1,149.7
5439000	10/14/2015	0.86	0.86	0.2732	0.23	10776	91.3375%	Fecal		CFU/100 mL	200	283.2	86400	-	1,149.7
5439000	10/6/2021	0.86	0.86	0.2732	0.23	10776	91.3375%	Fecal		CFU/100 mL	200	283.2	86400	-	1,149.7
5439000	10/23/2021	0.86	0.86	0.2732	0.23	10776	91.3375%	Fecal		CFU/100 mL	200	283.2	86400	-	1,149.7
5439000	8/11/1999	0.85	0.85	0.2732	0.23	10790	91.4562%	Fecal		CFU/100 mL	200	283.2	86400	-	1,136.3
5439000	8/22/2001	0.85	0.85	0.2732	0.23	10790	91.4562%	Fecal		CFU/100 mL	200	283.2	86400	-	1,136.3
5439000	8/8/2002	0.85	0.85	0.2732	0.23	10790	91.4562%	Fecal		CFU/100 mL	200	283.2	86400	-	1,136.3
5439000	10/12/2002	0.85	0.85	0.2732	0.23	10790	91.4562%	Fecal		CFU/100 mL	200	283.2	86400	-	1,136.3
5439000	8/2/2006	0.85	0.85	0.2732	0.23	10790	91.4562%	Fecal		CFU/100 mL	200	283.2	86400	-	1,136.3
5439000	10/16/2006	0.85	0.85	0.2732	0.23	10790	91.4562%	Fecal		CFU/100 mL	200	283.2	86400	-	1,136.3
5439000	7/15/2012	0.85	0.85	0.2732	0.23	10790	91.4562%	Fecal		CFU/100 mL	200	283.2	86400	-	1,136.3
5439000	10/11/2012	0.85	0.85	0.2732	0.23	10790	91.4562%	Fecal		CFU/100 mL	200	283.2	86400	-	1,136.3
5439000	1/21/2013	0.85	0.85	0.2732	0.23	10790	91.4562%	Fecal		CFU/100 mL	200	283.2	86400	-	1,136.3
5439000	1/24/2013	0.85	0.85	0.2732	0.23	10790	91.4562%	Fecal		CFU/100 mL	200	283.2	86400	-	1,136.3
5439000	9/1/1995	0.84	0.84	0.2732	0.23	10800	91.5409%	Fecal		CFU/100 mL	200	283.2	86400	-	1,123.0
5439000	8/13/1997	0.84	0.84	0.2732	0.23	10800	91.5409%	Fecal		CFU/100 mL	200	283.2	86400	-	1,123.0
5439000	8/20/2001	0.84	0.84	0.2732	0.23	10800	91.5409%	Fecal		CFU/100 mL	200	283.2	86400	-	1,123.0
5439000	8/26/2001	0.84	0.84	0.2732	0.23	10800	91.5409%	Fecal		CFU/100 mL	200	283.2	86400	-	1,123.0
5439000	9/3/2001	0.84	0.84	0.2732	0.23	10800	91.5409%	Fecal		CFU/100 mL	200	283.2	86400	-	1,123.0
5439000	11/17/2004	0.84	0.84	0.2732	0.23	10800	91.5409%	Fecal		CFU/100 mL	200	283.2	86400	-	1,123.0
5439000	10/14/2006	0.84	0.84	0.2732	0.23	10800	91.5409%	Fecal		CFU/100 mL	200	283.2	86400	-	1,123.0
5439000	10/8/2020	0.84	0.84	0.2732	0.23	10800	91.5409%	Fecal		CFU/100 mL	200	283.2	86400	-	1,123.0
5439000	9/13/2003	0.83	0.83	0.2732	0.23	10808	91.6087%	Fecal		CFU/100 mL	200	283.2	86400	-	1,109.6
5439000	2/28/2006	0.83	0.83	0.2732	0.23	10808	91.6087%	Fecal		CFU/100 mL	200	283.2	86400	-	1,109.6
5439000	9/16/2010	0.83	0.83	0.2732	0.23	10808	91.6087%	Fecal		CFU/100 mL	200	283.2	86400	-	1,109.6
5439000	9/20/2013	0.83	0.83	0.2732	0.23	10808	91.6087%	Fecal		CFU/100 mL	200	283.2	86400	-	1,109.6
5439000	10/24/2013	0.83	0.83	0.2732	0.23	10808	91.6087%	Fecal		CFU/100 mL	200	283.2	86400	-	1,109.6
5439000	10/1/2002	0.82	0.82	0.2732	0.22	10813	91.6511%	Fecal		CFU/100 mL	200	283.2	86400	-	1,096.2
5439000	3/11/2003	0.82	0.82	0.2732	0.22	10813	91.6511%	Fecal		CFU/100 mL	200	283.2	86400	-	1,096.2
5439000	4/29/2003	0.82	0.82	0.2732	0.22	10813	91.6511%	Fecal		CFU/100 mL	200	283.2	86400	-	1,096.2
5439000	10/29/2003	0.82	0.82	0.2732	0.22	10813	91.6511%	Fecal		CFU/100 mL	200	283.2	86400	-	1,096.2
5439000	11/14/2012	0.82	0.82	0.2732	0.22	10813	91.6511%	Fecal		CFU/100 mL	200	283.2	86400	-	1,096.2
5439000	9/11/2002	0.81	0.81	0.2732	0.22	10818	91.6935%	Fecal		CFU/100 mL	200	283.2	86400	-	1,082.8
5439000	10/11/2002	0.81	0.81	0.2732	0.22	10818	91.6935%	Fecal		CFU/100 mL	200	283.2	86400	-	1,082.8
5439000	11/1/2003	0.81	0.81	0.2732	0.22	10818	91.6935%	Fecal		CFU/100 mL	200	283.2	86400	-	1,082.8
5439000	11/17/2005	0.81	0.81	0.2732	0.22	10818	91.6935%	Fecal		CFU/100 mL	200	283.2	86400	-	1,082.8
5439000	10/17/2010	0.81	0.81	0.2732	0.22	10818	91.6935%	Fecal		CFU/100 mL	200	283.2	86400	-	1,082.8
5439000	11/29/2013	0.81	0.81	0.2732	0.22	10818	91.6935%	Fecal		CFU/100 mL	200	283.2	86400	-	1,082.8
5439000	7/31/2001	0.8	0.8	0.2732	0.22	10824	91.7444%	Fecal		CFU/100 mL	200	283.2	86400	-	1,069.5
5439000	8/5/2001	0.8	0.8	0.2732	0.22	10824	91.7444%	Fecal		CFU/100 mL	200	283.2	86400	-	1,069.5
5439000	7/23/2002	0.8	0.8	0.2732	0.22	10824	91.7444%	Fecal		CFU/100 mL	200	283.2	86400	-	1,069.5
5439000	11/15/2004	0.8	0.8	0.2732	0.22	10824	91.7444%	Fecal		CFU/100 mL	200	283.2	86400	-	1,069.5
5439000	1/22/2013	0.8	0.8	0.2732	0.22	10824	91.7444%	Fecal		CFU/100 mL	200	283.2	86400	-	1,069.5
5439000	1/23/2013	0.8	0.8	0.2732	0.22	10824	91.7444%	Fecal		CFU/100 mL	200	283.2	86400	-	1,069.5
5439000	9/26/2003	0.79	0.79	0.2732	0.22	10830	91.7952%	Fecal		CFU/100 mL	200	283.2	86400	-	1,056.1
5439000	10/30/2003	0.79	0.79	0.2732	0.22	10830	91.7952%	Fecal		CFU/100 mL	200	283.2	86400	-	1,056.1
5439000	9/9/2004	0.79	0.79	0.2732	0.22	10830	91.7952%	Fecal		CFU/100 mL	200	283.2	86400	-	1,056.1
5439000	7/29/2005	0.79	0.79	0.2732	0.22	10830	91.7952%	Fecal		CFU/100 mL	200	283.2	86400	-	1,056.1
5439000	8/15/2005	0.79	0.79	0.2732	0.22	10830	91.7952%	Fecal		CFU/100 mL	200	283.2	86400	-	1,056.1
5439000	9/26/1995	0.78	0.78	0.2732	0.21	10835	91.8376%	Fecal		CFU/100 mL	200	283.2	86400	-	1,042.7
5439000	8/31/1999	0.78	0.78	0.2732	0.21	10835	91.8376%	Fecal		CFU/100 mL	200	283.2	86400	-	1,042.7

Gage ID	Date	Discharge (CFS)	Gage Discharge (less Surrogate NPDES) (CFS)	Watershed Area Ratio	Calculated flow (CFS)	Rank	Flow Exceedance %	Parameter	Results	Units (mg or micro_gram	Limit/Standard	100mL/CF	sec/day	Actual Load (million colonies/day)	Allowable Load (million colonies/day)
5439000	8/8/2003	0.78	0.78	0.2732	0.21	10835	91.8376%	Fecal		CFU/100 mL	200	283.2	86400	-	1,042.7
5439000	10/17/2003	0.78	0.78	0.2732	0.21	10835	91.8376%	Fecal		CFU/100 mL	200	283.2	86400	-	1,042.7
5439000	9/14/2010	0.78	0.78	0.2732	0.21	10835	91.8376%	Fecal		CFU/100 mL	200	283.2	86400	-	1,042.7
5439000	9/28/2014	0.78	0.78	0.2732	0.21	10835	91.8376%	Fecal		CFU/100 mL	200	283.2	86400	-	1,042.7
5439000	10/21/2020	0.78	0.78	0.2732	0.21	10835	91.8376%	Fecal		CFU/100 mL	200	283.2	86400	-	1,042.7
5439000	10/4/1997	0.77	0.77	0.2732	0.21	10842	91.8969%	Fecal		CFU/100 mL	200	283.2	86400	-	1,029.4
5439000	12/25/2002	0.77	0.77	0.2732	0.21	10842	91.8969%	Fecal		CFU/100 mL	200	283.2	86400	-	1,029.4
5439000	11/27/2005	0.77	0.77	0.2732	0.21	10842	91.8969%	Fecal		CFU/100 mL	200	283.2	86400	-	1,029.4
5439000	12/22/2010	0.77	0.77	0.2732	0.21	10842	91.8969%	Fecal		CFU/100 mL	200	283.2	86400	-	1,029.4
5439000	8/23/1992	0.76	0.76	0.2732	0.21	10846	91.9308%	Fecal		CFU/100 mL	200	283.2	86400	-	1,016.0
5439000	11/25/2002	0.76	0.76	0.2732	0.21	10846	91.9308%	Fecal		CFU/100 mL	200	283.2	86400	-	1,016.0
5439000	12/24/2002	0.76	0.76	0.2732	0.21	10846	91.9308%	Fecal		CFU/100 mL	200	283.2	86400	-	1,016.0
5439000	10/31/2003	0.76	0.76	0.2732	0.21	10846	91.9308%	Fecal		CFU/100 mL	200	283.2	86400	-	1,016.0
5439000	10/25/2013	0.76	0.76	0.2732	0.21	10846	91.9308%	Fecal		CFU/100 mL	200	283.2	86400	-	1,016.0
5439000	3/1/2006	0.75	0.75	0.2732	0.20	10851	91.9732%	Fecal		CFU/100 mL	200	283.2	86400	-	1,002.6
5439000	3/2/2006	0.75	0.75	0.2732	0.20	10851	91.9732%	Fecal		CFU/100 mL	200	283.2	86400	-	1,002.6
5439000	11/30/2013	0.75	0.75	0.2732	0.20	10851	91.9732%	Fecal		CFU/100 mL	200	283.2	86400	-	1,002.6
5439000	12/2/2013	0.75	0.75	0.2732	0.20	10851	91.9732%	Fecal		CFU/100 mL	200	283.2	86400	-	1,002.6
5439000	9/15/2004	0.74	0.74	0.2732	0.20	10855	92.0071%	Fecal		CFU/100 mL	200	283.2	86400	-	989.3
5439000	9/21/2006	0.74	0.74	0.2732	0.20	10855	92.0071%	Fecal		CFU/100 mL	200	283.2	86400	-	989.3
5439000	10/15/2006	0.74	0.74	0.2732	0.20	10855	92.0071%	Fecal		CFU/100 mL	200	283.2	86400	-	989.3
5439000	9/13/2012	0.74	0.74	0.2732	0.20	10855	92.0071%	Fecal		CFU/100 mL	200	283.2	86400	-	989.3
5439000	10/1/2012	0.74	0.74	0.2732	0.20	10855	92.0071%	Fecal		CFU/100 mL	200	283.2	86400	-	989.3
5439000	8/23/1991	0.73	0.73	0.2732	0.20	10860	92.0495%	Fecal		CFU/100 mL	200	283.2	86400	-	975.9
5439000	11/26/1997	0.73	0.73	0.2732	0.20	10860	92.0495%	Fecal		CFU/100 mL	200	283.2	86400	-	975.9
5439000	9/7/2004	0.73	0.73	0.2732	0.20	10860	92.0495%	Fecal		CFU/100 mL	200	283.2	86400	-	975.9
5439000	9/17/2004	0.73	0.73	0.2732	0.20	10860	92.0495%	Fecal		CFU/100 mL	200	283.2	86400	-	975.9
5439000	10/4/2012	0.73	0.73	0.2732	0.20	10860	92.0495%	Fecal		CFU/100 mL	200	283.2	86400	-	975.9
5439000	10/22/2013	0.73	0.73	0.2732	0.20	10860	92.0495%	Fecal		CFU/100 mL	200	283.2	86400	-	975.9
5439000	9/5/2001	0.72	0.72	0.2732	0.20	10866	92.1004%	Fecal		CFU/100 mL	200	283.2	86400	-	962.5
5439000	9/24/2002	0.72	0.72	0.2732	0.20	10866	92.1004%	Fecal		CFU/100 mL	200	283.2	86400	-	962.5
5439000	8/16/2004	0.72	0.72	0.2732	0.20	10866	92.1004%	Fecal		CFU/100 mL	200	283.2	86400	-	962.5
5439000	10/30/2012	0.72	0.72	0.2732	0.20	10866	92.1004%	Fecal		CFU/100 mL	200	283.2	86400	-	962.5
5439000	8/22/1992	0.71	0.71	0.2732	0.19	10870	92.1343%	Fecal		CFU/100 mL	200	283.2	86400	-	949.2
5439000	10/13/1995	0.71	0.71	0.2732	0.19	10870	92.1343%	Fecal		CFU/100 mL	200	283.2	86400	-	949.2
5439000	10/15/2015	0.71	0.71	0.2732	0.19	10870	92.1343%	Fecal		CFU/100 mL	200	283.2	86400	-	949.2
5439000	8/23/1997	0.7	0.7	0.2732	0.19	10873	92.1597%	Fecal		CFU/100 mL	200	283.2	86400	-	935.8
5439000	8/24/1997	0.7	0.7	0.2732	0.19	10873	92.1597%	Fecal		CFU/100 mL	200	283.2	86400	-	935.8
5439000	12/23/1997	0.7	0.7	0.2732	0.19	10873	92.1597%	Fecal		CFU/100 mL	200	283.2	86400	-	935.8
5439000	12/26/2002	0.7	0.7	0.2732	0.19	10873	92.1597%	Fecal		CFU/100 mL	200	283.2	86400	-	935.8
5439000	9/28/2010	0.7	0.7	0.2732	0.19	10873	92.1597%	Fecal		CFU/100 mL	200	283.2	86400	-	935.8
5439000	12/8/2012	0.7	0.7	0.2732	0.19	10873	92.1597%	Fecal		CFU/100 mL	200	283.2	86400	-	935.8
5439000	12/1/2013	0.7	0.7	0.2732	0.19	10873	92.1597%	Fecal		CFU/100 mL	200	283.2	86400	-	935.8
5439000	9/13/1998	0.69	0.69	0.2732	0.19	10880	92.2190%	Fecal		CFU/100 mL	200	283.2	86400	-	922.4
5439000	8/16/1999	0.69	0.69	0.2732	0.19	10880	92.2190%	Fecal		CFU/100 mL	200	283.2	86400	-	922.4
5439000	9/3/2004	0.69	0.69	0.2732	0.19	10880	92.2190%	Fecal		CFU/100 mL	200	283.2	86400	-	922.4
5439000	9/9/2006	0.69	0.69	0.2732	0.19	10880	92.2190%	Fecal		CFU/100 mL	200	283.2	86400	-	922.4
5439000	9/18/2011	0.69	0.69	0.2732	0.19	10880	92.2190%	Fecal		CFU/100 mL	200	283.2	86400	-	922.4
5439000	10/9/2020	0.69	0.69	0.2732	0.19	10880	92.2190%	Fecal		CFU/100 mL	200	283.2	86400	-	922.4
5439000	9/2/1995	0.68	0.68	0.2732	0.19	10886	92.2699%	Fecal		CFU/100 mL	200	283.2	86400	-	909.1
5439000	12/13/1997	0.68	0.68	0.2732	0.19	10886	92.2699%	Fecal		CFU/100 mL	200	283.2	86400	-	909.1
5439000	9/20/1999	0.68	0.68	0.2732	0.19	10886	92.2699%	Fecal		CFU/100 mL	200	283.2	86400	-	909.1
5439000	7/28/2001	0.68	0.68	0.2732	0.19	10886	92.2699%	Fecal		CFU/100 mL	200	283.2	86400	-	909.1
5439000	10/1/2006	0.68	0.68	0.2732	0.19	10886	92.2699%	Fecal		CFU/100 mL	200	283.2	86400	-	909.1
5439000	9/11/2012	0.68	0.68	0.2732	0.19	10886	92.2699%	Fecal		CFU/100 mL	200	283.2	86400	-	909.1
5439000	11/22/1997	0.67	0.67	0.2732	0.18	10892	92.3207%	Fecal		CFU/100 mL	200	283.2	86400	-	895.7
5439000	9/12/1999	0.67	0.67	0.2732	0.18	10892	92.3207%	Fecal		CFU/100 mL	200	283.2	86400	-	895.7
5439000	11/7/2005	0.67	0.67	0.2732	0.18	10892	92.3207%	Fecal		CFU/100 mL	200	283.2	86400	-	895.7
5439000	10/7/2006	0.67	0.67	0.2732	0.18	10892	92.3207%	Fecal		CFU/100 mL	200	283.2	86400	-	895.7
5439000	9/17/2010	0.67	0.67	0.2732	0.18	10892	92.3207%	Fecal		CFU/100 mL	200	283.2	86400	-	895.7
5439000	10/2/2012	0.67	0.67	0.2732	0.18	10892	92.3207%	Fecal		CFU/100 mL	200	283.2	86400	-	895.7
5439000	9/24/2018	0.67	0.67	0.2732	0.18	10892	92.3207%	Fecal		CFU/100 mL	200	283.2	86400	-	895.7
5439000	9/3/1999	0.66	0.66	0.2732	0.18	10899	92.3801%	Fecal		CFU/100 mL	200	283.2	86400	-	882.3
5439000	8/11/2003	0.66	0.66	0.2732	0.18	10899	92.3801%	Fecal		CFU/100 mL	200	283.2	86400	-	882.3
5439000	8/21/2004	0.66	0.66	0.2732	0.18	10899	92.3801%	Fecal		CFU/100 mL	200	283.2	86400	-	882.3
5439000	9/2/2004	0.66	0.66	0.2732	0.18	10899	92.3801%	Fecal		CFU/100 mL	200	283.2	86400	-	882.3
5439000	9/25/2005	0.66	0.66	0.2732	0.18	10899	92.3801%	Fecal		CFU/100 mL	200	283.2	86400	-	882.3
5439000	9/23/2021	0.66	0.66	0.2732	0.18	10899	92.3801%	Fecal		CFU/100 mL	200	283.2	86400	-	882.3
5439000	8/21/2001	0.65	0.65	0.2732	0.18	10905	92.4309%	Fecal		CFU/100 mL	200	283.2	86400	-	868.9
5439000	9/14/2003	0.65	0.65	0.2732	0.18	10905	92.4309%	Fecal		CFU/100 mL	200	283.2	86400	-	868.9
5439000	7/11/2005	0.65	0.65	0.2732	0.18	10905	92.4309%	Fecal		CFU/100 mL	200	283.2	86400	-	868.9
5439000	3/3/2006	0.65	0.65	0.2732	0.18	10905	92.4309%	Fecal		CFU/100 mL	200	283.2	86400	-	868.9
5439000	8/8/2006	0.65	0.65	0.2732	0.18	10905	92.4309%	Fecal		CFU/100 mL	200	283.2	86400	-	868.9
5439000	12/27/2012	0.65	0.65	0.2732	0.18	10905	92.4309%	Fecal		CFU/100 mL	200	283.2	86400	-	868.9
5439000	10/12/2020	0.65	0.65	0.2732	0.18	10905	92.4309%	Fecal		CFU/100 mL	200	283.2	86400	-	868.9
5439000	9/3/2021	0.65	0.65	0.2732	0.18	10905	92.4309%	Fecal		CFU/100 mL	200	283.2	86400	-	868.9
5439000	9/15/1994	0.64	0.64	0.2732	0.17	10913	92.4987%	Fecal		CFU/100 mL	200	283.2	86400	-	855.6
5439000	11/17/1997	0.64	0.64	0.2732	0.17	10913	92.4987%	Fecal		CFU/100 mL	200	283.2	86400	-	855.6
5439000	11/26/2002	0.64	0.64	0.2732	0.17	10913	92.4987%	Fecal		CFU/100 mL	200	283.2	86400	-	855.6
5439000	10/24/2003	0.64	0.64	0.2732	0.17	10913	92.4987%	Fecal		CFU/100 mL	200	283.2	86400	-	855.6
5439000	11/14/2005	0.64	0.64	0.2732	0.17	10913	92.4987%	Fecal		CFU/100 mL	200	283.2	86400	-	855.6
5439000	9/27/2010	0.64	0.64	0.2732	0.17	10913	92.4987%	Fecal		CFU/100 mL	200	283.2	86400	-	855.6
5439000	9/8/2017	0.64	0.64	0.2732	0.17	10913	92.4987%	Fecal		CFU/100 mL	200	283.2	86400	-	855.6
5439000	10/13/2020	0.64	0.64	0.2732	0.17	10913	92.4987%	Fecal		CFU/100 mL	200	283.2	86400	-	855.6
5439000	9/20/2021	0.64	0.64	0.2732	0.17	10913	92.4987%	Fecal		CFU/100 mL	200	283.2	86400	-	855.6
5439000	8/1/2006	0.63	0.63	0.2732	0.17	10922	92.5750%	Fecal		CFU/100 mL	200	283.2	86400	-	842.2
5439000	10/16/2015	0.63	0.63	0.2732	0.17	10922	92.5750%	Fecal		CFU/100 mL	200	283.2	86400	-	842.2
5439000	10/3/1995	0.62	0.62	0.2732	0.17	10924	92.5920%	Fecal		CFU/100 mL	200	283.2	86400	-	828.8
5439000	8/11/1997	0.62	0.62	0.2732	0.17	10924	92.5920%	Fecal		CFU/100 mL	200	283.2	86400	-	828.8
5439000	10/25/1997	0.62	0.62	0.2732	0.17	10924	92.5920%	Fecal		CFU/100 mL	200	283.2	86400	-	828.8
5439000	7/25/2002	0.62	0.62	0.2732	0.17	10924	92.5920%	Fecal		CFU/100 mL	200	283.2	86400	-	828.8
5439000	12/15/2002	0.62	0.62	0.2732	0.17	10924	92.5920%	Fecal		CFU/100 mL	200	283.2	86400	-	828.8
5439000	8/22/2004	0.62	0.62	0.2732	0.17	10924	92.5920%	Fecal		CFU/100 mL	200	283.2	86400	-	828.8
5439000	8/24/2005	0.62	0.62	0.2732	0.17	10924	92.5920%	Fecal		CFU/100 mL	200	283.2	86400	-	828.8
5439000	10/8/2006	0.62	0.62	0.2732	0.17	10924	92.5920%	Fecal		CFU/100 mL	200	283.2	86400	-	828.8
5439000	11/2/2012	0.62	0.62	0.2732	0.17	10924	92.5920%	Fecal		CFU/100 mL	200	283.2	86400	-	828.8
5439000	12/18/2012	0.62	0.62	0.2732	0.17	10924	92.5920%	Fecal		CFU/100 mL	200	283.2	86400	-	828.8
5439000	9/3/1995	0.61	0.61	0.2732	0.17	10934	92.6767%	Fecal		CFU/100 mL	200	283.2	86400	-	815.5
5439000	8/23/2001	0.61	0.61	0.2732	0.17	10934	92.6767%	Fecal		CFU/100 mL	200	283.2	86400	-	815.5
5439000	9/13/2001	0.61	0.61	0.2732	0.17	10934	92.6767%	Fecal		CFU/100 mL	200	283.2	86400	-	815.5
5439000	9/29/2006	0.61	0.61	0.2732	0.17	10934	92.6767%	Fecal		CFU/100 mL	200	283.2	86400	-	815.5
5439000	10/26/2013	0.61	0.61	0.2732	0.17	10934	92.6767%	Fecal		CFU/100 mL	200	283.2	86400	-	815.5
5439000	1/4/2014	0.61	0.61	0.2732	0.17	10934	92.6767%	Fecal		CFU/100 mL	200	283.2	86400	-	815.5
5439000	9/13/1995	0.6	0.6	0.2732	0.16	10940	92.7276%	Fecal		CFU/100 mL	200	283.2	86400	-	802.1
5439000	8/14/1997	0.6	0.6	0.2732	0.16	10940	92.7276%	Fecal		CFU/100 mL	200	283.2	86400	-	802.1
5439000	8/25/1997	0.6	0.6	0.2732	0.16	10940	92.7276%	Fecal		CFU/100 mL	200	283.2	86400	-	802.1
5439000	9/7/1997	0.6	0.6	0.2732	0.16	10940	92.7276%	Fecal		CFU/100 mL	200	283.2	86400	-	802.1
5439000	12/7/1997	0.6	0.6	0.2732	0.16	10940	92.7276%	Fecal		CFU/100 mL	200	283.2	86400	-	802.1
5439000	8/15/2004	0.6	0.6	0.2732	0.16	10940	92.7276%	Fecal		CFU/100 mL	200	283.2	86400	-	802.1
5439000	10/14/2013	0.6	0.6	0.2732	0.16	10940	92.7276%	Fecal		CFU/100 mL	200	283.2	86400	-	802.1
5439000	10/20/2013	0.6	0.6	0.2732	0.16	10940	92.7276%	Fecal		CFU/100 mL	200	283.2	86400	-	802.1
5439000	10/11/2020	0.6	0.6	0.2732	0.16	10940	92.7276%	Fecal		CFU/100 mL	200	283.2	86400	-	802.1
5439000	10/1/1997	0.59	0.59	0.2732	0.16	10949	92.8039%	Fecal		CFU/100 mL	200	283.2	86400	-	788.7
5439000	11/23/1997	0.59	0.59	0.2732	0.16	10949	92.8039%	Fecal		CFU/100 mL	200	283.2	86400	-	788.7
5439000	8/7/2001	0.59	0.59	0.2732	0.16	10949	92.8039%	Fecal		CFU/100 mL	200	283.2	86400	-	788.7
5439000	7/26/2002	0.59	0.59	0.2732	0.16	10949	92.8039%	Fecal		CFU/100 mL	200	283.2	86400	-	788.7
5439000	12/8/2010	0.59	0.59	0.2732	0.16	10949	92.8039%	Fecal		CFU/100 mL	200	283.2	86400	-	788.7
5439000	10/3/2012	0.59	0.59	0.2732	0.16	10949	92.8039%	Fecal		CFU/100 mL	200	283.2	86400	-	788.7
5439000	9/18/2013	0.59	0.59	0.2732	0.16	10949	92.8039%	Fecal		CFU/100 mL	200	283.2	86400	-	788.7
5439000	9/7/2002	0.58	0.58	0.2732	0.16	10956	92.8632%	Fecal		CFU/100 mL	200	283.2	86400	-	775.4
5439000	9/10/2002	0.58	0.58	0.2732	0.16	10956	92.8632%	Fecal		CFU/100 mL	200	283.2	86400	-	775.4
5439000	10/10/2002	0.58	0.58	0.2732	0.16	10956	92.8632%	Fecal		CFU/100 mL	200	283.2	86400	-	775.4
5439000	10/18/2003	0.58	0.58	0.2732	0.16	10956	92.8632%	Fecal		CFU/100 mL	200	283.2	86400	-	775.4
5439000	7/30/2005	0.58	0.58	0.2732	0.16	10956	92.8632%	Fecal		CFU/100 mL	200	283.2	86400	-	775.4
5439000	3/5/2006	0.58	0.58	0.2732	0.16	10956	92.8632%	Fecal		CFU/100 mL	200	283.2	86400	-	775.4
5439000	9/29/2014	0.58	0.58	0.2732	0.16	10956	92.8632%	Fecal		CFU/100 mL	200	283.2	86400	-	775.4

Gage ID	Date	Discharge (CFS)	Gage Discharge (less Surrogate NPDES) (CFS)	Watershed Area Ratio	Calculated flow (CFS)	Rank	Flow Exceedance %	Parameter	Results	Units (mg or micro_gram	Limit/Standard	100mL/CF	sec/day	Actual Load (million colonies/day)	Allowable Load (million colonies/day)
5439000	11/21/1997	0.57	0.57	0.2732	0.16	10963	92.9225%	Fecal		CFU/100 mL	200	283.2	86400	-	762.0
5439000	12/14/1997	0.57	0.57	0.2732	0.16	10963	92.9225%	Fecal		CFU/100 mL	200	283.2	86400	-	762.0
5439000	12/27/2002	0.57	0.57	0.2732	0.16	10963	92.9225%	Fecal		CFU/100 mL	200	283.2	86400	-	762.0
5439000	10/19/2003	0.57	0.57	0.2732	0.16	10963	92.9225%	Fecal		CFU/100 mL	200	283.2	86400	-	762.0
5439000	9/26/2005	0.57	0.57	0.2732	0.16	10963	92.9225%	Fecal		CFU/100 mL	200	283.2	86400	-	762.0
5439000	10/9/2006	0.57	0.57	0.2732	0.16	10963	92.9225%	Fecal		CFU/100 mL	200	283.2	86400	-	762.0
5439000	9/21/2011	0.57	0.57	0.2732	0.16	10963	92.9225%	Fecal		CFU/100 mL	200	283.2	86400	-	762.0
5439000	9/17/2013	0.57	0.57	0.2732	0.16	10963	92.9225%	Fecal		CFU/100 mL	200	283.2	86400	-	762.0
5439000	10/17/2015	0.57	0.57	0.2732	0.16	10963	92.9225%	Fecal		CFU/100 mL	200	283.2	86400	-	762.0
5439000	10/14/2020	0.57	0.57	0.2732	0.16	10963	92.9225%	Fecal		CFU/100 mL	200	283.2	86400	-	762.0
5439000	11/24/1997	0.56	0.56	0.2732	0.15	10973	93.0073%	Fecal		CFU/100 mL	200	283.2	86400	-	748.6
5439000	8/24/2001	0.56	0.56	0.2732	0.15	10973	93.0073%	Fecal		CFU/100 mL	200	283.2	86400	-	748.6
5439000	9/14/2002	0.56	0.56	0.2732	0.15	10973	93.0073%	Fecal		CFU/100 mL	200	283.2	86400	-	748.6
5439000	8/9/2003	0.56	0.56	0.2732	0.15	10973	93.0073%	Fecal		CFU/100 mL	200	283.2	86400	-	748.6
5439000	8/22/2003	0.56	0.56	0.2732	0.15	10973	93.0073%	Fecal		CFU/100 mL	200	283.2	86400	-	748.6
5439000	8/23/2004	0.56	0.56	0.2732	0.15	10973	93.0073%	Fecal		CFU/100 mL	200	283.2	86400	-	748.6
5439000	8/16/2005	0.56	0.56	0.2732	0.15	10973	93.0073%	Fecal		CFU/100 mL	200	283.2	86400	-	748.6
5439000	9/7/2011	0.56	0.56	0.2732	0.15	10973	93.0073%	Fecal		CFU/100 mL	200	283.2	86400	-	748.6
5439000	8/15/2013	0.56	0.56	0.2732	0.15	10973	93.0073%	Fecal		CFU/100 mL	200	283.2	86400	-	748.6
5439000	10/21/2013	0.56	0.56	0.2732	0.15	10973	93.0073%	Fecal		CFU/100 mL	200	283.2	86400	-	748.6
5439000	10/18/2015	0.56	0.56	0.2732	0.15	10973	93.0073%	Fecal		CFU/100 mL	200	283.2	86400	-	748.6
5439000	9/4/2021	0.56	0.56	0.2732	0.15	10973	93.0073%	Fecal		CFU/100 mL	200	283.2	86400	-	748.6
5439000	9/27/1995	0.55	0.55	0.2732	0.15	10985	93.1090%	Fecal		CFU/100 mL	200	283.2	86400	-	735.3
5439000	8/12/1997	0.55	0.55	0.2732	0.15	10985	93.1090%	Fecal		CFU/100 mL	200	283.2	86400	-	735.3
5439000	11/18/1997	0.55	0.55	0.2732	0.15	10985	93.1090%	Fecal		CFU/100 mL	200	283.2	86400	-	735.3
5439000	9/11/1998	0.55	0.55	0.2732	0.15	10985	93.1090%	Fecal		CFU/100 mL	200	283.2	86400	-	735.3
5439000	9/25/2002	0.55	0.55	0.2732	0.15	10985	93.1090%	Fecal		CFU/100 mL	200	283.2	86400	-	735.3
5439000	8/20/2012	0.55	0.55	0.2732	0.15	10985	93.1090%	Fecal		CFU/100 mL	200	283.2	86400	-	735.3
5439000	9/30/2012	0.55	0.55	0.2732	0.15	10985	93.1090%	Fecal		CFU/100 mL	200	283.2	86400	-	735.3
5439000	12/25/2013	0.55	0.55	0.2732	0.15	10985	93.1090%	Fecal		CFU/100 mL	200	283.2	86400	-	735.3
5439000	12/22/1997	0.54	0.54	0.2732	0.15	10993	93.1768%	Fecal		CFU/100 mL	200	283.2	86400	-	721.9
5439000	9/8/2002	0.54	0.54	0.2732	0.15	10993	93.1768%	Fecal		CFU/100 mL	200	283.2	86400	-	721.9
5439000	9/12/2002	0.54	0.54	0.2732	0.15	10993	93.1768%	Fecal		CFU/100 mL	200	283.2	86400	-	721.9
5439000	11/27/2002	0.54	0.54	0.2732	0.15	10993	93.1768%	Fecal		CFU/100 mL	200	283.2	86400	-	721.9
5439000	1/8/2006	0.54	0.54	0.2732	0.15	10993	93.1768%	Fecal		CFU/100 mL	200	283.2	86400	-	721.9
5439000	10/2/2010	0.54	0.54	0.2732	0.15	10993	93.1768%	Fecal		CFU/100 mL	200	283.2	86400	-	721.9
5439000	12/28/2012	0.54	0.54	0.2732	0.15	10993	93.1768%	Fecal		CFU/100 mL	200	283.2	86400	-	721.9
5439000	9/16/1994	0.53	0.53	0.2732	0.14	11000	93.2361%	Fecal		CFU/100 mL	200	283.2	86400	-	708.5
5439000	7/28/1997	0.53	0.53	0.2732	0.14	11000	93.2361%	Fecal		CFU/100 mL	200	283.2	86400	-	708.5
5439000	9/1/1999	0.53	0.53	0.2732	0.14	11000	93.2361%	Fecal		CFU/100 mL	200	283.2	86400	-	708.5
5439000	8/27/2001	0.53	0.53	0.2732	0.14	11000	93.2361%	Fecal		CFU/100 mL	200	283.2	86400	-	708.5
5439000	10/27/2004	0.53	0.53	0.2732	0.14	11000	93.2361%	Fecal		CFU/100 mL	200	283.2	86400	-	708.5
5439000	10/3/2010	0.53	0.53	0.2732	0.14	11000	93.2361%	Fecal		CFU/100 mL	200	283.2	86400	-	708.5
5439000	9/21/2013	0.53	0.53	0.2732	0.14	11000	93.2361%	Fecal		CFU/100 mL	200	283.2	86400	-	708.5
5439000	11/19/1997	0.52	0.52	0.2732	0.14	11007	93.2955%	Fecal		CFU/100 mL	200	283.2	86400	-	695.2
5439000	9/14/2001	0.52	0.52	0.2732	0.14	11007	93.2955%	Fecal		CFU/100 mL	200	283.2	86400	-	695.2
5439000	9/16/2001	0.52	0.52	0.2732	0.14	11007	93.2955%	Fecal		CFU/100 mL	200	283.2	86400	-	695.2
5439000	12/14/2002	0.52	0.52	0.2732	0.14	11007	93.2955%	Fecal		CFU/100 mL	200	283.2	86400	-	695.2
5439000	9/4/2004	0.52	0.52	0.2732	0.14	11007	93.2955%	Fecal		CFU/100 mL	200	283.2	86400	-	695.2
5439000	10/14/2004	0.52	0.52	0.2732	0.14	11007	93.2955%	Fecal		CFU/100 mL	200	283.2	86400	-	695.2
5439000	3/4/2006	0.52	0.52	0.2732	0.14	11007	93.2955%	Fecal		CFU/100 mL	200	283.2	86400	-	695.2
5439000	9/30/2006	0.52	0.52	0.2732	0.14	11007	93.2955%	Fecal		CFU/100 mL	200	283.2	86400	-	695.2
5439000	9/30/2014	0.52	0.52	0.2732	0.14	11007	93.2955%	Fecal		CFU/100 mL	200	283.2	86400	-	695.2
5439000	10/10/2020	0.52	0.52	0.2732	0.14	11007	93.2955%	Fecal		CFU/100 mL	200	283.2	86400	-	695.2
5439000	10/18/1997	0.51	0.51	0.2732	0.14	11017	93.3802%	Fecal		CFU/100 mL	200	283.2	86400	-	681.8
5439000	11/9/1997	0.51	0.51	0.2732	0.14	11017	93.3802%	Fecal		CFU/100 mL	200	283.2	86400	-	681.8
5439000	11/20/1997	0.51	0.51	0.2732	0.14	11017	93.3802%	Fecal		CFU/100 mL	200	283.2	86400	-	681.8
5439000	12/9/1997	0.51	0.51	0.2732	0.14	11017	93.3802%	Fecal		CFU/100 mL	200	283.2	86400	-	681.8
5439000	8/10/2003	0.51	0.51	0.2732	0.14	11017	93.3802%	Fecal		CFU/100 mL	200	283.2	86400	-	681.8
5439000	1/27/2006	0.51	0.51	0.2732	0.14	11017	93.3802%	Fecal		CFU/100 mL	200	283.2	86400	-	681.8
5439000	12/29/2012	0.51	0.51	0.2732	0.14	11017	93.3802%	Fecal		CFU/100 mL	200	283.2	86400	-	681.8
5439000	9/16/1995	0.5	0.5	0.2732	0.14	11024	93.4396%	Fecal		CFU/100 mL	200	283.2	86400	-	668.4
5439000	11/25/1997	0.5	0.5	0.2732	0.14	11024	93.4396%	Fecal		CFU/100 mL	200	283.2	86400	-	668.4
5439000	9/2/1999	0.5	0.5	0.2732	0.14	11024	93.4396%	Fecal		CFU/100 mL	200	283.2	86400	-	668.4
5439000	9/15/2001	0.5	0.5	0.2732	0.14	11024	93.4396%	Fecal		CFU/100 mL	200	283.2	86400	-	668.4
5439000	9/26/2002	0.5	0.5	0.2732	0.14	11024	93.4396%	Fecal		CFU/100 mL	200	283.2	86400	-	668.4
5439000	12/28/2002	0.5	0.5	0.2732	0.14	11024	93.4396%	Fecal		CFU/100 mL	200	283.2	86400	-	668.4
5439000	10/20/2003	0.5	0.5	0.2732	0.14	11024	93.4396%	Fecal		CFU/100 mL	200	283.2	86400	-	668.4
5439000	10/10/2006	0.5	0.5	0.2732	0.14	11024	93.4396%	Fecal		CFU/100 mL	200	283.2	86400	-	668.4
5439000	9/6/2013	0.5	0.5	0.2732	0.14	11024	93.4396%	Fecal		CFU/100 mL	200	283.2	86400	-	668.4
5439000	9/9/2017	0.5	0.5	0.2732	0.14	11024	93.4396%	Fecal		CFU/100 mL	200	283.2	86400	-	668.4
5439000	9/12/1995	0.49	0.49	0.2732	0.13	11034	93.5243%	Fecal		CFU/100 mL	200	283.2	86400	-	655.1
5439000	12/20/1997	0.49	0.49	0.2732	0.13	11034	93.5243%	Fecal		CFU/100 mL	200	283.2	86400	-	655.1
5439000	7/29/2001	0.49	0.49	0.2732	0.13	11034	93.5243%	Fecal		CFU/100 mL	200	283.2	86400	-	655.1
5439000	8/20/2002	0.49	0.49	0.2732	0.13	11034	93.5243%	Fecal		CFU/100 mL	200	283.2	86400	-	655.1
5439000	9/8/2004	0.49	0.49	0.2732	0.13	11034	93.5243%	Fecal		CFU/100 mL	200	283.2	86400	-	655.1
5439000	9/24/2005	0.49	0.49	0.2732	0.13	11034	93.5243%	Fecal		CFU/100 mL	200	283.2	86400	-	655.1
5439000	9/27/2005	0.49	0.49	0.2732	0.13	11034	93.5243%	Fecal		CFU/100 mL	200	283.2	86400	-	655.1
5439000	12/11/2012	0.49	0.49	0.2732	0.13	11034	93.5243%	Fecal		CFU/100 mL	200	283.2	86400	-	655.1
5439000	9/11/2017	0.49	0.49	0.2732	0.13	11034	93.5243%	Fecal		CFU/100 mL	200	283.2	86400	-	655.1
5439000	10/20/2020	0.49	0.49	0.2732	0.13	11034	93.5243%	Fecal		CFU/100 mL	200	283.2	86400	-	655.1
5439000	7/29/1997	0.48	0.48	0.2732	0.13	11044	93.6091%	Fecal		CFU/100 mL	200	283.2	86400	-	641.7
5439000	11/15/1997	0.48	0.48	0.2732	0.13	11044	93.6091%	Fecal		CFU/100 mL	200	283.2	86400	-	641.7
5439000	8/9/2002	0.48	0.48	0.2732	0.13	11044	93.6091%	Fecal		CFU/100 mL	200	283.2	86400	-	641.7
5439000	8/12/2003	0.48	0.48	0.2732	0.13	11044	93.6091%	Fecal		CFU/100 mL	200	283.2	86400	-	641.7
5439000	7/12/2005	0.48	0.48	0.2732	0.13	11044	93.6091%	Fecal		CFU/100 mL	200	283.2	86400	-	641.7
5439000	8/19/2006	0.48	0.48	0.2732	0.13	11044	93.6091%	Fecal		CFU/100 mL	200	283.2	86400	-	641.7
5439000	9/8/2011	0.48	0.48	0.2732	0.13	11044	93.6091%	Fecal		CFU/100 mL	200	283.2	86400	-	641.7
5439000	12/6/2013	0.48	0.48	0.2732	0.13	11044	93.6091%	Fecal		CFU/100 mL	200	283.2	86400	-	641.7
5439000	9/5/2021	0.48	0.48	0.2732	0.13	11044	93.6091%	Fecal		CFU/100 mL	200	283.2	86400	-	641.7
5439000	8/18/1992	0.47	0.47	0.2732	0.13	11053	93.6854%	Fecal		CFU/100 mL	200	283.2	86400	-	628.3
5439000	12/8/1997	0.47	0.47	0.2732	0.13	11053	93.6854%	Fecal		CFU/100 mL	200	283.2	86400	-	628.3
5439000	12/21/1997	0.47	0.47	0.2732	0.13	11053	93.6854%	Fecal		CFU/100 mL	200	283.2	86400	-	628.3
5439000	12/13/2002	0.47	0.47	0.2732	0.13	11053	93.6854%	Fecal		CFU/100 mL	200	283.2	86400	-	628.3
5439000	11/18/2005	0.47	0.47	0.2732	0.13	11053	93.6854%	Fecal		CFU/100 mL	200	283.2	86400	-	628.3
5439000	8/28/2013	0.47	0.47	0.2732	0.13	11053	93.6854%	Fecal		CFU/100 mL	200	283.2	86400	-	628.3
5439000	12/26/2013	0.47	0.47	0.2732	0.13	11053	93.6854%	Fecal		CFU/100 mL	200	283.2	86400	-	628.3
5439000	12/16/1997	0.46	0.46	0.2732	0.13	11060	93.7447%	Fecal		CFU/100 mL	200	283.2	86400	-	614.9
5439000	8/19/1999	0.46	0.46	0.2732	0.13	11060	93.7447%	Fecal		CFU/100 mL	200	283.2	86400	-	614.9
5439000	3/10/2003	0.46	0.46	0.2732	0.13	11060	93.7447%	Fecal		CFU/100 mL	200	283.2	86400	-	614.9
5439000	10/23/2003	0.46	0.46	0.2732	0.13	11060	93.7447%	Fecal		CFU/100 mL	200	283.2	86400	-	614.9
5439000	9/18/2004	0.46	0.46	0.2732	0.13	11060	93.7447%	Fecal		CFU/100 mL	200	283.2	86400	-	614.9
5439000	8/11/2005	0.46	0.46	0.2732	0.13	11060	93.7447%	Fecal		CFU/100 mL	200	283.2	86400	-	614.9
5439000	8/11/2006	0.46	0.46	0.2732	0.13	11060	93.7447%	Fecal		CFU/100 mL	200	283.2	86400	-	614.9
5439000	10/4/2010	0.46	0.46	0.2732	0.13	11060	93.7447%	Fecal		CFU/100 mL	200	283.2	86400	-	614.9
5439000	7/16/2012	0.46	0.46	0.2732	0.13	11060	93.7447%	Fecal		CFU/100 mL	200	283.2	86400	-	614.9
5439000	8/16/2013	0.46	0.46	0.2732	0.13	11060	93.7447%	Fecal		CFU/100 mL	200	283.2	86400	-	614.9
5439000	9/10/2017	0.46	0.46	0.2732	0.13	11060	93.7447%	Fecal		CFU/100 mL	200	283.2	86400	-	614.9
5439000	9/17/1995	0.45	0.45	0.2732	0.12	11071	93.8379%	Fecal		CFU/100 mL	200	283.2	86400	-	601.6
5439000	12/15/1997	0.45	0.45	0.2732	0.12	11071	93.8379%	Fecal		CFU/100 mL	200	283.2	86400	-	601.6
5439000	9/14/1999	0.45	0.45	0.2732	0.12	11071	93.8379%	Fecal		CFU/100 mL	200	283.2	86400	-	601.6
5439000	8/10/2001	0.45	0.45	0.2732	0.12	11071	93.8379%	Fecal		CFU/100 mL	200	283.2	86400	-	601.6
5439000	8/2/2002	0.45	0.45	0.2732	0.12	11071	93.8379%	Fecal		CFU/100 mL	200	283.2	86400	-	601.6
5439000	11/28/2002	0.45	0.45	0.2732	0.12	11071	93.8379%	Fecal		CFU/100 mL	200	283.2	86400	-	601.6
5439000	12/3/2005	0.45	0.45	0.2732	0.12	11071	93.8379%	Fecal		CFU/100 mL	200	283.2	86400	-	601.6
5439000	8/10/2006	0.45	0.45	0.2732	0.12	11071	93.8379%	Fecal		CFU/100 mL	200	283.2	86400	-	601.6
5439000	8/24/2008	0.45	0.45	0.2732	0.12	11071	93.8379%	Fecal		CFU/100 mL	200	283.2	86400	-	601.6
5439000	7/30/2012	0.45	0.45	0.2732	0.12	11071	93.8379%	Fecal		CFU/100 mL	200	283.2	86400	-	601.6
5439000	1/3/2013	0.45	0.45	0.2732	0.12	11071	93.8379%	Fecal		CFU/100 mL	200	283.2	86400	-	601.6
5439000	9/29/2013	0.45	0.45	0.2732	0.12	11071	93.8379%	Fecal		CFU/100 mL	200	283.2	86400	-	601.6
5439000	10/3/2005	0.44	0.44	0.2732	0.12	11083	93.9397%	Fecal		CFU/100 mL	200	283.2	86400	-	588.2
5439000	9/10/2011	0.44	0.44	0.2732	0.12	11083	93.9397%	Fecal		CFU/100 mL	200	283.2	86400	-	588.2
5439000	11/15/2012	0.44	0.44	0.2732	0.12	11083	93.9397%	Fecal		CFU/100 mL	200	283.2	86400	-	588.2
5439000	9/18/1995	0.43	0.43	0.2732	0.12	11086	93.9651%	Fecal		CFU/100 mL	200	283.2	86400	-	574.8
5439000	9/28/1995	0.43	0.43	0.2732	0.12	11086	93.9651%	Fecal		CFU/100 mL	200	283.2	86400	-	574.8
5439000	11/11/1997	0.43	0.43	0.2732	0.12	11086	93.9651%	Fecal		CFU/100 mL	200	283.2	86400	-	574.8

Gage ID	Date	Discharge (CFS)	Gage Discharge (less Surrogate NPDES) (CFS)	Watershed Area Ratio	Calculated flow (CFS)	Rank	Flow Exceedance %	Parameter	Results	Units (mg or micro_gram	Limit/Standard	100mL/CF	sec/day	Actual Load (million colonies/day)	Allowable Load (million colonies/day)
5439000	8/20/1999	0.43	0.43	0.2732	0.12	11086	93.9651%	Fecal		CFU/100 mL	200	283.2	86400	-	574.8
5439000	12/10/2010	0.43	0.43	0.2732	0.12	11086	93.9651%	Fecal		CFU/100 mL	200	283.2	86400	-	574.8
5439000	10/27/2013	0.43	0.43	0.2732	0.12	11086	93.9651%	Fecal		CFU/100 mL	200	283.2	86400	-	574.8
5439000	1/5/2014	0.43	0.43	0.2732	0.12	11086	93.9651%	Fecal		CFU/100 mL	200	283.2	86400	-	574.8
5439000	9/12/2017	0.43	0.43	0.2732	0.12	11086	93.9651%	Fecal		CFU/100 mL	200	283.2	86400	-	574.8
5439000	9/6/2021	0.43	0.43	0.2732	0.12	11086	93.9651%	Fecal		CFU/100 mL	200	283.2	86400	-	574.8
5439000	10/12/1995	0.42	0.42	0.2732	0.11	11095	94.0414%	Fecal		CFU/100 mL	200	283.2	86400	-	561.5
5439000	8/9/2001	0.42	0.42	0.2732	0.11	11095	94.0414%	Fecal		CFU/100 mL	200	283.2	86400	-	561.5
5439000	12/12/2002	0.42	0.42	0.2732	0.11	11095	94.0414%	Fecal		CFU/100 mL	200	283.2	86400	-	561.5
5439000	12/29/2002	0.42	0.42	0.2732	0.11	11095	94.0414%	Fecal		CFU/100 mL	200	283.2	86400	-	561.5
5439000	10/21/2003	0.42	0.42	0.2732	0.11	11095	94.0414%	Fecal		CFU/100 mL	200	283.2	86400	-	561.5
5439000	7/13/2005	0.42	0.42	0.2732	0.11	11095	94.0414%	Fecal		CFU/100 mL	200	283.2	86400	-	561.5
5439000	8/3/2012	0.42	0.42	0.2732	0.11	11095	94.0414%	Fecal		CFU/100 mL	200	283.2	86400	-	561.5
5439000	8/21/2012	0.42	0.42	0.2732	0.11	11095	94.0414%	Fecal		CFU/100 mL	200	283.2	86400	-	561.5
5439000	8/18/2013	0.42	0.42	0.2732	0.11	11095	94.0414%	Fecal		CFU/100 mL	200	283.2	86400	-	561.5
5439000	10/1/2014	0.42	0.42	0.2732	0.11	11095	94.0414%	Fecal		CFU/100 mL	200	283.2	86400	-	561.5
5439000	8/16/1991	0.41	0.41	0.2732	0.11	11105	94.1261%	Fecal		CFU/100 mL	200	283.2	86400	-	548.1
5439000	9/4/1995	0.41	0.41	0.2732	0.11	11105	94.1261%	Fecal		CFU/100 mL	200	283.2	86400	-	548.1
5439000	9/15/1995	0.41	0.41	0.2732	0.11	11105	94.1261%	Fecal		CFU/100 mL	200	283.2	86400	-	548.1
5439000	12/17/1997	0.41	0.41	0.2732	0.11	11105	94.1261%	Fecal		CFU/100 mL	200	283.2	86400	-	548.1
5439000	12/18/1997	0.41	0.41	0.2732	0.11	11105	94.1261%	Fecal		CFU/100 mL	200	283.2	86400	-	548.1
5439000	8/8/2001	0.41	0.41	0.2732	0.11	11105	94.1261%	Fecal		CFU/100 mL	200	283.2	86400	-	548.1
5439000	9/9/2002	0.41	0.41	0.2732	0.11	11105	94.1261%	Fecal		CFU/100 mL	200	283.2	86400	-	548.1
5439000	9/27/2002	0.41	0.41	0.2732	0.11	11105	94.1261%	Fecal		CFU/100 mL	200	283.2	86400	-	548.1
5439000	10/8/2004	0.41	0.41	0.2732	0.11	11105	94.1261%	Fecal		CFU/100 mL	200	283.2	86400	-	548.1
5439000	10/8/2013	0.41	0.41	0.2732	0.11	11105	94.1261%	Fecal		CFU/100 mL	200	283.2	86400	-	548.1
5439000	9/5/1995	0.4	0.4	0.2732	0.11	11115	94.2109%	Fecal		CFU/100 mL	200	283.2	86400	-	534.7
5439000	9/18/1997	0.4	0.4	0.2732	0.11	11115	94.2109%	Fecal		CFU/100 mL	200	283.2	86400	-	534.7
5439000	8/28/2001	0.4	0.4	0.2732	0.11	11115	94.2109%	Fecal		CFU/100 mL	200	283.2	86400	-	534.7
5439000	11/13/2005	0.4	0.4	0.2732	0.11	11115	94.2109%	Fecal		CFU/100 mL	200	283.2	86400	-	534.7
5439000	12/30/2005	0.4	0.4	0.2732	0.11	11115	94.2109%	Fecal		CFU/100 mL	200	283.2	86400	-	534.7
5439000	1/9/2006	0.4	0.4	0.2732	0.11	11115	94.2109%	Fecal		CFU/100 mL	200	283.2	86400	-	534.7
5439000	8/19/2013	0.4	0.4	0.2732	0.11	11115	94.2109%	Fecal		CFU/100 mL	200	283.2	86400	-	534.7
5439000	10/29/2013	0.4	0.4	0.2732	0.11	11115	94.2109%	Fecal		CFU/100 mL	200	283.2	86400	-	534.7
5439000	9/17/1994	0.39	0.39	0.2732	0.11	11123	94.2787%	Fecal		CFU/100 mL	200	283.2	86400	-	521.4
5439000	9/6/1995	0.39	0.39	0.2732	0.11	11123	94.2787%	Fecal		CFU/100 mL	200	283.2	86400	-	521.4
5439000	10/8/1997	0.39	0.39	0.2732	0.11	11123	94.2787%	Fecal		CFU/100 mL	200	283.2	86400	-	521.4
5439000	9/13/2002	0.39	0.39	0.2732	0.11	11123	94.2787%	Fecal		CFU/100 mL	200	283.2	86400	-	521.4
5439000	12/11/2002	0.39	0.39	0.2732	0.11	11123	94.2787%	Fecal		CFU/100 mL	200	283.2	86400	-	521.4
5439000	9/20/2005	0.39	0.39	0.2732	0.11	11123	94.2787%	Fecal		CFU/100 mL	200	283.2	86400	-	521.4
5439000	9/29/2010	0.39	0.39	0.2732	0.11	11123	94.2787%	Fecal		CFU/100 mL	200	283.2	86400	-	521.4
5439000	9/26/2012	0.39	0.39	0.2732	0.11	11123	94.2787%	Fecal		CFU/100 mL	200	283.2	86400	-	521.4
5439000	10/28/2013	0.39	0.39	0.2732	0.11	11123	94.2787%	Fecal		CFU/100 mL	200	283.2	86400	-	521.4
5439000	10/15/2020	0.39	0.39	0.2732	0.11	11123	94.2787%	Fecal		CFU/100 mL	200	283.2	86400	-	521.4
5439000	10/4/1995	0.38	0.38	0.2732	0.10	11133	94.3635%	Fecal		CFU/100 mL	200	283.2	86400	-	508.0
5439000	8/6/1997	0.38	0.38	0.2732	0.10	11133	94.3635%	Fecal		CFU/100 mL	200	283.2	86400	-	508.0
5439000	12/19/1997	0.38	0.38	0.2732	0.10	11133	94.3635%	Fecal		CFU/100 mL	200	283.2	86400	-	508.0
5439000	9/12/1998	0.38	0.38	0.2732	0.10	11133	94.3635%	Fecal		CFU/100 mL	200	283.2	86400	-	508.0
5439000	9/4/1999	0.38	0.38	0.2732	0.10	11133	94.3635%	Fecal		CFU/100 mL	200	283.2	86400	-	508.0
5439000	9/29/2002	0.38	0.38	0.2732	0.10	11133	94.3635%	Fecal		CFU/100 mL	200	283.2	86400	-	508.0
5439000	7/31/2005	0.38	0.38	0.2732	0.10	11133	94.3635%	Fecal		CFU/100 mL	200	283.2	86400	-	508.0
5439000	8/17/2005	0.38	0.38	0.2732	0.10	11133	94.3635%	Fecal		CFU/100 mL	200	283.2	86400	-	508.0
5439000	10/4/2005	0.38	0.38	0.2732	0.10	11133	94.3635%	Fecal		CFU/100 mL	200	283.2	86400	-	508.0
5439000	10/19/2020	0.38	0.38	0.2732	0.10	11133	94.3635%	Fecal		CFU/100 mL	200	283.2	86400	-	508.0
5439000	9/18/1994	0.37	0.37	0.2732	0.10	11143	94.4482%	Fecal		CFU/100 mL	200	283.2	86400	-	494.6
5439000	9/14/1995	0.37	0.37	0.2732	0.10	11143	94.4482%	Fecal		CFU/100 mL	200	283.2	86400	-	494.6
5439000	9/23/1997	0.37	0.37	0.2732	0.10	11143	94.4482%	Fecal		CFU/100 mL	200	283.2	86400	-	494.6
5439000	10/2/1997	0.37	0.37	0.2732	0.10	11143	94.4482%	Fecal		CFU/100 mL	200	283.2	86400	-	494.6
5439000	10/21/1997	0.37	0.37	0.2732	0.10	11143	94.4482%	Fecal		CFU/100 mL	200	283.2	86400	-	494.6
5439000	8/11/2001	0.37	0.37	0.2732	0.10	11143	94.4482%	Fecal		CFU/100 mL	200	283.2	86400	-	494.6
5439000	8/31/2001	0.37	0.37	0.2732	0.10	11143	94.4482%	Fecal		CFU/100 mL	200	283.2	86400	-	494.6
5439000	11/29/2002	0.37	0.37	0.2732	0.10	11143	94.4482%	Fecal		CFU/100 mL	200	283.2	86400	-	494.6
5439000	12/30/2002	0.37	0.37	0.2732	0.10	11143	94.4482%	Fecal		CFU/100 mL	200	283.2	86400	-	494.6
5439000	9/19/2004	0.37	0.37	0.2732	0.10	11143	94.4482%	Fecal		CFU/100 mL	200	283.2	86400	-	494.6
5439000	11/19/2005	0.37	0.37	0.2732	0.10	11143	94.4482%	Fecal		CFU/100 mL	200	283.2	86400	-	494.6
5439000	9/7/2013	0.37	0.37	0.2732	0.10	11143	94.4482%	Fecal		CFU/100 mL	200	283.2	86400	-	494.6
5439000	1/3/2014	0.37	0.37	0.2732	0.10	11143	94.4482%	Fecal		CFU/100 mL	200	283.2	86400	-	494.6
5439000	9/24/2021	0.37	0.37	0.2732	0.10	11143	94.4482%	Fecal		CFU/100 mL	200	283.2	86400	-	494.6
5439000	8/27/1997	0.36	0.36	0.2732	0.10	11157	94.5669%	Fecal		CFU/100 mL	200	283.2	86400	-	481.3
5439000	11/12/1997	0.36	0.36	0.2732	0.10	11157	94.5669%	Fecal		CFU/100 mL	200	283.2	86400	-	481.3
5439000	9/28/2002	0.36	0.36	0.2732	0.10	11157	94.5669%	Fecal		CFU/100 mL	200	283.2	86400	-	481.3
5439000	8/9/2006	0.36	0.36	0.2732	0.10	11157	94.5669%	Fecal		CFU/100 mL	200	283.2	86400	-	481.3
5439000	10/31/2012	0.36	0.36	0.2732	0.10	11157	94.5669%	Fecal		CFU/100 mL	200	283.2	86400	-	481.3
5439000	8/17/1999	0.35	0.35	0.2732	0.10	11162	94.6093%	Fecal		CFU/100 mL	200	283.2	86400	-	467.9
5439000	8/12/2001	0.35	0.35	0.2732	0.10	11162	94.6093%	Fecal		CFU/100 mL	200	283.2	86400	-	467.9
5439000	9/30/2002	0.35	0.35	0.2732	0.10	11162	94.6093%	Fecal		CFU/100 mL	200	283.2	86400	-	467.9
5439000	12/10/2002	0.35	0.35	0.2732	0.10	11162	94.6093%	Fecal		CFU/100 mL	200	283.2	86400	-	467.9
5439000	10/22/2003	0.35	0.35	0.2732	0.10	11162	94.6093%	Fecal		CFU/100 mL	200	283.2	86400	-	467.9
5439000	8/30/2006	0.35	0.35	0.2732	0.10	11162	94.6093%	Fecal		CFU/100 mL	200	283.2	86400	-	467.9
5439000	9/28/2012	0.35	0.35	0.2732	0.10	11162	94.6093%	Fecal		CFU/100 mL	200	283.2	86400	-	467.9
5439000	9/29/2012	0.35	0.35	0.2732	0.10	11162	94.6093%	Fecal		CFU/100 mL	200	283.2	86400	-	467.9
5439000	10/16/2013	0.35	0.35	0.2732	0.10	11162	94.6093%	Fecal		CFU/100 mL	200	283.2	86400	-	467.9
5439000	12/10/2013	0.35	0.35	0.2732	0.10	11162	94.6093%	Fecal		CFU/100 mL	200	283.2	86400	-	467.9
5439000	10/16/2020	0.35	0.35	0.2732	0.10	11162	94.6093%	Fecal		CFU/100 mL	200	283.2	86400	-	467.9
5439000	7/30/1997	0.34	0.34	0.2732	0.09	11173	94.7025%	Fecal		CFU/100 mL	200	283.2	86400	-	454.5
5439000	8/10/1997	0.34	0.34	0.2732	0.09	11173	94.7025%	Fecal		CFU/100 mL	200	283.2	86400	-	454.5
5439000	9/5/1999	0.34	0.34	0.2732	0.09	11173	94.7025%	Fecal		CFU/100 mL	200	283.2	86400	-	454.5
5439000	10/1/2004	0.34	0.34	0.2732	0.09	11173	94.7025%	Fecal		CFU/100 mL	200	283.2	86400	-	454.5
5439000	8/28/2008	0.34	0.34	0.2732	0.09	11173	94.7025%	Fecal		CFU/100 mL	200	283.2	86400	-	454.5
5439000	9/22/2013	0.34	0.34	0.2732	0.09	11173	94.7025%	Fecal		CFU/100 mL	200	283.2	86400	-	454.5
5439000	10/18/2020	0.34	0.34	0.2732	0.09	11173	94.7025%	Fecal		CFU/100 mL	200	283.2	86400	-	454.5
5439000	8/30/1997	0.33	0.33	0.2732	0.09	11180	94.7618%	Fecal		CFU/100 mL	200	283.2	86400	-	441.2
5439000	8/31/1997	0.33	0.33	0.2732	0.09	11180	94.7618%	Fecal		CFU/100 mL	200	283.2	86400	-	441.2
5439000	9/2/1997	0.33	0.33	0.2732	0.09	11180	94.7618%	Fecal		CFU/100 mL	200	283.2	86400	-	441.2
5439000	9/24/1997	0.33	0.33	0.2732	0.09	11180	94.7618%	Fecal		CFU/100 mL	200	283.2	86400	-	441.2
5439000	8/10/2002	0.33	0.33	0.2732	0.09	11180	94.7618%	Fecal		CFU/100 mL	200	283.2	86400	-	441.2
5439000	9/20/2004	0.33	0.33	0.2732	0.09	11180	94.7618%	Fecal		CFU/100 mL	200	283.2	86400	-	441.2
5439000	9/11/2011	0.33	0.33	0.2732	0.09	11180	94.7618%	Fecal		CFU/100 mL	200	283.2	86400	-	441.2
5439000	9/27/2012	0.33	0.33	0.2732	0.09	11180	94.7618%	Fecal		CFU/100 mL	200	283.2	86400	-	441.2
5439000	11/3/2012	0.33	0.33	0.2732	0.09	11180	94.7618%	Fecal		CFU/100 mL	200	283.2	86400	-	441.2
5439000	9/7/2021	0.33	0.33	0.2732	0.09	11180	94.7618%	Fecal		CFU/100 mL	200	283.2	86400	-	441.2
5439000	8/7/1997	0.32	0.32	0.2732	0.09	11190	94.8466%	Fecal		CFU/100 mL	200	283.2	86400	-	427.8
5439000	8/26/1997	0.32	0.32	0.2732	0.09	11190	94.8466%	Fecal		CFU/100 mL	200	283.2	86400	-	427.8
5439000	10/5/1997	0.32	0.32	0.2732	0.09	11190	94.8466%	Fecal		CFU/100 mL	200	283.2	86400	-	427.8
5439000	9/21/1999	0.32	0.32	0.2732	0.09	11190	94.8466%	Fecal		CFU/100 mL	200	283.2	86400	-	427.8
5439000	8/11/2002	0.32	0.32	0.2732	0.09	11190	94.8466%	Fecal		CFU/100 mL	200	283.2	86400	-	427.8
5439000	12/31/2002	0.32	0.32	0.2732	0.09	11190	94.8466%	Fecal		CFU/100 mL	200	283.2	86400	-	427.8
5439000	10/28/2004	0.32	0.32	0.2732	0.09	11190	94.8466%	Fecal		CFU/100 mL	200	283.2	86400	-	427.8
5439000	7/16/2005	0.32	0.32	0.2732	0.09	11190	94.8466%	Fecal		CFU/100 mL	200	283.2	86400	-	427.8
5439000	11/8/2005	0.32	0.32	0.2732	0.09	11190	94.8466%	Fecal		CFU/100 mL	200	283.2	86400	-	427.8
5439000	8/29/2008	0.32	0.32	0.2732	0.09	11190	94.8466%	Fecal		CFU/100 mL	200	283.2	86400	-	427.8
5439000	12/19/2012	0.32	0.32	0.2732	0.09	11190	94.8466%	Fecal		CFU/100 mL	200	283.2	86400	-	427.8
5439000	8/17/2013	0.32	0.32	0.2732	0.09	11190	94.8466%	Fecal		CFU/100 mL	200	283.2	86400	-	427.8
5439000	9/8/2013	0.32	0.32	0.2732	0.09	11190	94.8466%	Fecal		CFU/100 mL	200	283.2	86400	-	427.8
5439000	9/9/2013	0.32	0.32	0.2732	0.09	11190	94.8466%	Fecal		CFU/100 mL	200	283.2	86400	-	427.8
5439000	10/17/2020	0.32	0.32	0.2732	0.09	11190	94.8466%	Fecal		CFU/100 mL	200	283.2	86400	-	427.8
5439000	9/8/2021	0.32	0.32	0.2732	0.09	11190	94.8466%	Fecal		CFU/100 mL	200	283.2	86400	-	427.8
5439000	8/20/1992	0.31	0.31	0.2732	0.08	11206	94.9822%	Fecal		CFU/100 mL	200	283.2	86400	-	414.4
5439000	8/28/1997	0.31	0.31	0.2732	0.08	11206	94.9822%	Fecal		CFU/100 mL	200	283.2	86400	-	414.4
5439000	9/4/1997	0.31	0.31	0.2732	0.08	11206	94.9822%	Fecal		CFU/100 mL	200	283.2	86400	-	414.4
5439000	9/15/1997	0.31	0.31	0.2732	0.08	11206	94.9822%	Fecal		CFU/100 mL	200	283.2	86400	-	414.4
5439000	9/30/1997	0.31	0.31	0.2732	0.08	11206	94.9822%	Fecal		CFU/100 mL	200	283.2	86400	-	414.4
5439000	10/3/1997	0.31	0.31	0.2732	0.08	11206	94.9822%	Fecal		CFU/100 mL	200	283.2	86400	-	414.4
5439000	8/15/2001	0.31	0.31	0.2732	0.08	11206	94.9822%	Fecal		CFU/100 mL	200	283.2	86400	-	414.4
5439000	9/12/2004	0.31	0.31	0.2732	0.08	11206	94.9822%	Fecal		CFU/100 mL	200	283.2	86400	-	414.4
5439000	9/25/2021	0.31	0.31	0.2732	0.08	11206	94.9822%	Fecal		CFU/100 mL	200	283.2	86400	-	414.4

Gage ID	Date	Discharge (CFS)	Gage Discharge (less Surrogate NPDES) (CFS)	Watershed Area Ratio	Calculated flow (CFS)	Rank	Flow Exceedance %	Parameter	Results	Units (mg or micro_gram	Limit/Standard	100mL/CF	sec/day	Actual Load (million colonies/day)	Allowable Load (million colonies/day)
5439000	9/19/1994	0.3	0.3	0.2732	0.08	11215	95.0585%	Fecal		CFU/100 mL	200	283.2	86400	-	401.1
5439000	8/29/1997	0.3	0.3	0.2732	0.08	11215	95.0585%	Fecal		CFU/100 mL	200	283.2	86400	-	401.1
5439000	9/29/1997	0.3	0.3	0.2732	0.08	11215	95.0585%	Fecal		CFU/100 mL	200	283.2	86400	-	401.1
5439000	8/29/2001	0.3	0.3	0.2732	0.08	11215	95.0585%	Fecal		CFU/100 mL	200	283.2	86400	-	401.1
5439000	12/9/2002	0.3	0.3	0.2732	0.08	11215	95.0585%	Fecal		CFU/100 mL	200	283.2	86400	-	401.1
5439000	9/2/2003	0.3	0.3	0.2732	0.08	11215	95.0585%	Fecal		CFU/100 mL	200	283.2	86400	-	401.1
5439000	11/20/2005	0.3	0.3	0.2732	0.08	11215	95.0585%	Fecal		CFU/100 mL	200	283.2	86400	-	401.1
5439000	11/1/2012	0.3	0.3	0.2732	0.08	11215	95.0585%	Fecal		CFU/100 mL	200	283.2	86400	-	401.1
5439000	12/12/2013	0.3	0.3	0.2732	0.08	11215	95.0585%	Fecal		CFU/100 mL	200	283.2	86400	-	401.1
5439000	8/9/1997	0.29	0.29	0.2732	0.08	11224	95.1348%	Fecal		CFU/100 mL	200	283.2	86400	-	387.7
5439000	9/5/1997	0.29	0.29	0.2732	0.08	11224	95.1348%	Fecal		CFU/100 mL	200	283.2	86400	-	387.7
5439000	9/27/1997	0.29	0.29	0.2732	0.08	11224	95.1348%	Fecal		CFU/100 mL	200	283.2	86400	-	387.7
5439000	9/28/1997	0.29	0.29	0.2732	0.08	11224	95.1348%	Fecal		CFU/100 mL	200	283.2	86400	-	387.7
5439000	8/13/2001	0.29	0.29	0.2732	0.08	11224	95.1348%	Fecal		CFU/100 mL	200	283.2	86400	-	387.7
5439000	8/30/2001	0.29	0.29	0.2732	0.08	11224	95.1348%	Fecal		CFU/100 mL	200	283.2	86400	-	387.7
5439000	12/8/2002	0.29	0.29	0.2732	0.08	11224	95.1348%	Fecal		CFU/100 mL	200	283.2	86400	-	387.7
5439000	9/15/2003	0.29	0.29	0.2732	0.08	11224	95.1348%	Fecal		CFU/100 mL	200	283.2	86400	-	387.7
5439000	9/28/2003	0.29	0.29	0.2732	0.08	11224	95.1348%	Fecal		CFU/100 mL	200	283.2	86400	-	387.7
5439000	7/14/2005	0.29	0.29	0.2732	0.08	11224	95.1348%	Fecal		CFU/100 mL	200	283.2	86400	-	387.7
5439000	1/10/2006	0.29	0.29	0.2732	0.08	11224	95.1348%	Fecal		CFU/100 mL	200	283.2	86400	-	387.7
5439000	9/9/2011	0.29	0.29	0.2732	0.08	11224	95.1348%	Fecal		CFU/100 mL	200	283.2	86400	-	387.7
5439000	9/12/2012	0.29	0.29	0.2732	0.08	11224	95.1348%	Fecal		CFU/100 mL	200	283.2	86400	-	387.7
5439000	11/16/2012	0.29	0.29	0.2732	0.08	11224	95.1348%	Fecal		CFU/100 mL	200	283.2	86400	-	387.7
5439000	12/30/2012	0.29	0.29	0.2732	0.08	11224	95.1348%	Fecal		CFU/100 mL	200	283.2	86400	-	387.7
5439000	1/9/2013	0.29	0.29	0.2732	0.08	11224	95.1348%	Fecal		CFU/100 mL	200	283.2	86400	-	387.7
5439000	12/27/2013	0.29	0.29	0.2732	0.08	11224	95.1348%	Fecal		CFU/100 mL	200	283.2	86400	-	387.7
5439000	9/3/1997	0.28	0.28	0.2732	0.08	11241	95.2789%	Fecal		CFU/100 mL	200	283.2	86400	-	374.3
5439000	10/22/1997	0.28	0.28	0.2732	0.08	11241	95.2789%	Fecal		CFU/100 mL	200	283.2	86400	-	374.3
5439000	8/21/1999	0.28	0.28	0.2732	0.08	11241	95.2789%	Fecal		CFU/100 mL	200	283.2	86400	-	374.3
5439000	8/14/2001	0.28	0.28	0.2732	0.08	11241	95.2789%	Fecal		CFU/100 mL	200	283.2	86400	-	374.3
5439000	9/1/2001	0.28	0.28	0.2732	0.08	11241	95.2789%	Fecal		CFU/100 mL	200	283.2	86400	-	374.3
5439000	9/15/2002	0.28	0.28	0.2732	0.08	11241	95.2789%	Fecal		CFU/100 mL	200	283.2	86400	-	374.3
5439000	11/30/2002	0.28	0.28	0.2732	0.08	11241	95.2789%	Fecal		CFU/100 mL	200	283.2	86400	-	374.3
5439000	1/1/2003	0.28	0.28	0.2732	0.08	11241	95.2789%	Fecal		CFU/100 mL	200	283.2	86400	-	374.3
5439000	9/10/2004	0.28	0.28	0.2732	0.08	11241	95.2789%	Fecal		CFU/100 mL	200	283.2	86400	-	374.3
5439000	9/19/2005	0.28	0.28	0.2732	0.08	11241	95.2789%	Fecal		CFU/100 mL	200	283.2	86400	-	374.3
5439000	9/12/2011	0.28	0.28	0.2732	0.08	11241	95.2789%	Fecal		CFU/100 mL	200	283.2	86400	-	374.3
5439000	12/28/2013	0.28	0.28	0.2732	0.08	11241	95.2789%	Fecal		CFU/100 mL	200	283.2	86400	-	374.3
5439000	10/2/2014	0.28	0.28	0.2732	0.08	11241	95.2789%	Fecal		CFU/100 mL	200	283.2	86400	-	374.3
5439000	9/6/1997	0.27	0.27	0.2732	0.07	11254	95.3890%	Fecal		CFU/100 mL	200	283.2	86400	-	360.9
5439000	10/10/1997	0.27	0.27	0.2732	0.07	11254	95.3890%	Fecal		CFU/100 mL	200	283.2	86400	-	360.9
5439000	9/6/1999	0.27	0.27	0.2732	0.07	11254	95.3890%	Fecal		CFU/100 mL	200	283.2	86400	-	360.9
5439000	9/2/2001	0.27	0.27	0.2732	0.07	11254	95.3890%	Fecal		CFU/100 mL	200	283.2	86400	-	360.9
5439000	12/7/2002	0.27	0.27	0.2732	0.07	11254	95.3890%	Fecal		CFU/100 mL	200	283.2	86400	-	360.9
5439000	9/21/2004	0.27	0.27	0.2732	0.07	11254	95.3890%	Fecal		CFU/100 mL	200	283.2	86400	-	360.9
5439000	10/9/2004	0.27	0.27	0.2732	0.07	11254	95.3890%	Fecal		CFU/100 mL	200	283.2	86400	-	360.9
5439000	12/4/2005	0.27	0.27	0.2732	0.07	11254	95.3890%	Fecal		CFU/100 mL	200	283.2	86400	-	360.9
5439000	9/13/2017	0.27	0.27	0.2732	0.07	11254	95.3890%	Fecal		CFU/100 mL	200	283.2	86400	-	360.9
5439000	9/17/2017	0.27	0.27	0.2732	0.07	11254	95.3890%	Fecal		CFU/100 mL	200	283.2	86400	-	360.9
5439000	8/18/1999	0.26	0.26	0.2732	0.07	11264	95.4738%	Fecal		CFU/100 mL	200	283.2	86400	-	347.6
5439000	3/9/2003	0.26	0.26	0.2732	0.07	11264	95.4738%	Fecal		CFU/100 mL	200	283.2	86400	-	347.6
5439000	9/1/2003	0.26	0.26	0.2732	0.07	11264	95.4738%	Fecal		CFU/100 mL	200	283.2	86400	-	347.6
5439000	7/15/2005	0.26	0.26	0.2732	0.07	11264	95.4738%	Fecal		CFU/100 mL	200	283.2	86400	-	347.6
5439000	8/12/2006	0.26	0.26	0.2732	0.07	11264	95.4738%	Fecal		CFU/100 mL	200	283.2	86400	-	347.6
5439000	10/8/2010	0.26	0.26	0.2732	0.07	11264	95.4738%	Fecal		CFU/100 mL	200	283.2	86400	-	347.6
5439000	8/9/2012	0.26	0.26	0.2732	0.07	11264	95.4738%	Fecal		CFU/100 mL	200	283.2	86400	-	347.6
5439000	10/5/2012	0.26	0.26	0.2732	0.07	11264	95.4738%	Fecal		CFU/100 mL	200	283.2	86400	-	347.6
5439000	9/23/2013	0.26	0.26	0.2732	0.07	11264	95.4738%	Fecal		CFU/100 mL	200	283.2	86400	-	347.6
5439000	10/9/2013	0.26	0.26	0.2732	0.07	11264	95.4738%	Fecal		CFU/100 mL	200	283.2	86400	-	347.6
5439000	12/29/2013	0.26	0.26	0.2732	0.07	11264	95.4738%	Fecal		CFU/100 mL	200	283.2	86400	-	347.6
5439000	9/9/2021	0.26	0.26	0.2732	0.07	11264	95.4738%	Fecal		CFU/100 mL	200	283.2	86400	-	347.6
5439000	8/5/1997	0.25	0.25	0.2732	0.07	11276	95.5755%	Fecal		CFU/100 mL	200	283.2	86400	-	334.2
5439000	10/23/1997	0.25	0.25	0.2732	0.07	11276	95.5755%	Fecal		CFU/100 mL	200	283.2	86400	-	334.2
5439000	11/13/1997	0.25	0.25	0.2732	0.07	11276	95.5755%	Fecal		CFU/100 mL	200	283.2	86400	-	334.2
5439000	12/1/2002	0.25	0.25	0.2732	0.07	11276	95.5755%	Fecal		CFU/100 mL	200	283.2	86400	-	334.2
5439000	1/2/2003	0.25	0.25	0.2732	0.07	11276	95.5755%	Fecal		CFU/100 mL	200	283.2	86400	-	334.2
5439000	7/17/2005	0.25	0.25	0.2732	0.07	11276	95.5755%	Fecal		CFU/100 mL	200	283.2	86400	-	334.2
5439000	8/25/2005	0.25	0.25	0.2732	0.07	11276	95.5755%	Fecal		CFU/100 mL	200	283.2	86400	-	334.2
5439000	9/28/2005	0.25	0.25	0.2732	0.07	11276	95.5755%	Fecal		CFU/100 mL	200	283.2	86400	-	334.2
5439000	1/11/2006	0.25	0.25	0.2732	0.07	11276	95.5755%	Fecal		CFU/100 mL	200	283.2	86400	-	334.2
5439000	7/17/2012	0.25	0.25	0.2732	0.07	11276	95.5755%	Fecal		CFU/100 mL	200	283.2	86400	-	334.2
5439000	8/8/2012	0.25	0.25	0.2732	0.07	11276	95.5755%	Fecal		CFU/100 mL	200	283.2	86400	-	334.2
5439000	9/30/2013	0.25	0.25	0.2732	0.07	11276	95.5755%	Fecal		CFU/100 mL	200	283.2	86400	-	334.2
5439000	9/10/2021	0.25	0.25	0.2732	0.07	11276	95.5755%	Fecal		CFU/100 mL	200	283.2	86400	-	334.2
5439000	9/8/1997	0.24	0.24	0.2732	0.07	11289	95.6857%	Fecal		CFU/100 mL	200	283.2	86400	-	320.8
5439000	9/8/1999	0.24	0.24	0.2732	0.07	11289	95.6857%	Fecal		CFU/100 mL	200	283.2	86400	-	320.8
5439000	9/16/1999	0.24	0.24	0.2732	0.07	11289	95.6857%	Fecal		CFU/100 mL	200	283.2	86400	-	320.8
5439000	12/6/2002	0.24	0.24	0.2732	0.07	11289	95.6857%	Fecal		CFU/100 mL	200	283.2	86400	-	320.8
5439000	8/13/2003	0.24	0.24	0.2732	0.07	11289	95.6857%	Fecal		CFU/100 mL	200	283.2	86400	-	320.8
5439000	8/23/2003	0.24	0.24	0.2732	0.07	11289	95.6857%	Fecal		CFU/100 mL	200	283.2	86400	-	320.8
5439000	9/11/2004	0.24	0.24	0.2732	0.07	11289	95.6857%	Fecal		CFU/100 mL	200	283.2	86400	-	320.8
5439000	9/13/2004	0.24	0.24	0.2732	0.07	11289	95.6857%	Fecal		CFU/100 mL	200	283.2	86400	-	320.8
5439000	8/1/2005	0.24	0.24	0.2732	0.07	11289	95.6857%	Fecal		CFU/100 mL	200	283.2	86400	-	320.8
5439000	8/26/2005	0.24	0.24	0.2732	0.07	11289	95.6857%	Fecal		CFU/100 mL	200	283.2	86400	-	320.8
5439000	11/21/2005	0.24	0.24	0.2732	0.07	11289	95.6857%	Fecal		CFU/100 mL	200	283.2	86400	-	320.8
5439000	8/20/2006	0.24	0.24	0.2732	0.07	11289	95.6857%	Fecal		CFU/100 mL	200	283.2	86400	-	320.8
5439000	11/4/2012	0.24	0.24	0.2732	0.07	11289	95.6857%	Fecal		CFU/100 mL	200	283.2	86400	-	320.8
5439000	1/8/2013	0.24	0.24	0.2732	0.07	11289	95.6857%	Fecal		CFU/100 mL	200	283.2	86400	-	320.8
5439000	10/15/2013	0.24	0.24	0.2732	0.07	11289	95.6857%	Fecal		CFU/100 mL	200	283.2	86400	-	320.8
5439000	12/7/2013	0.24	0.24	0.2732	0.07	11289	95.6857%	Fecal		CFU/100 mL	200	283.2	86400	-	320.8
5439000	9/14/2017	0.24	0.24	0.2732	0.07	11289	95.6857%	Fecal		CFU/100 mL	200	283.2	86400	-	320.8
5439000	8/8/1997	0.23	0.23	0.2732	0.06	11306	95.8298%	Fecal		CFU/100 mL	200	283.2	86400	-	307.5
5439000	9/10/1997	0.23	0.23	0.2732	0.06	11306	95.8298%	Fecal		CFU/100 mL	200	283.2	86400	-	307.5
5439000	8/22/1999	0.23	0.23	0.2732	0.06	11306	95.8298%	Fecal		CFU/100 mL	200	283.2	86400	-	307.5
5439000	10/16/2004	0.23	0.23	0.2732	0.06	11306	95.8298%	Fecal		CFU/100 mL	200	283.2	86400	-	307.5
5439000	1/12/2006	0.23	0.23	0.2732	0.06	11306	95.8298%	Fecal		CFU/100 mL	200	283.2	86400	-	307.5
5439000	1/26/2006	0.23	0.23	0.2732	0.06	11306	95.8298%	Fecal		CFU/100 mL	200	283.2	86400	-	307.5
5439000	11/7/2012	0.23	0.23	0.2732	0.06	11306	95.8298%	Fecal		CFU/100 mL	200	283.2	86400	-	307.5
5439000	12/31/2012	0.23	0.23	0.2732	0.06	11306	95.8298%	Fecal		CFU/100 mL	200	283.2	86400	-	307.5
5439000	12/30/2013	0.23	0.23	0.2732	0.06	11306	95.8298%	Fecal		CFU/100 mL	200	283.2	86400	-	307.5
5439000	1/2/2014	0.23	0.23	0.2732	0.06	11306	95.8298%	Fecal		CFU/100 mL	200	283.2	86400	-	307.5
5439000	9/9/1997	0.22	0.22	0.2732	0.06	11316	95.9146%	Fecal		CFU/100 mL	200	283.2	86400	-	294.1
5439000	9/26/1997	0.22	0.22	0.2732	0.06	11316	95.9146%	Fecal		CFU/100 mL	200	283.2	86400	-	294.1
5439000	10/6/1997	0.22	0.22	0.2732	0.06	11316	95.9146%	Fecal		CFU/100 mL	200	283.2	86400	-	294.1
5439000	9/15/1999	0.22	0.22	0.2732	0.06	11316	95.9146%	Fecal		CFU/100 mL	200	283.2	86400	-	294.1
5439000	12/2/2002	0.22	0.22	0.2732	0.06	11316	95.9146%	Fecal		CFU/100 mL	200	283.2	86400	-	294.1
5439000	12/5/2002	0.22	0.22	0.2732	0.06	11316	95.9146%	Fecal		CFU/100 mL	200	283.2	86400	-	294.1
5439000	10/5/2005	0.22	0.22	0.2732	0.06	11316	95.9146%	Fecal		CFU/100 mL	200	283.2	86400	-	294.1
5439000	1/13/2006	0.22	0.22	0.2732	0.06	11316	95.9146%	Fecal		CFU/100 mL	200	283.2	86400	-	294.1
5439000	1/25/2006	0.22	0.22	0.2732	0.06	11316	95.9146%	Fecal		CFU/100 mL	200	283.2	86400	-	294.1
5439000	12/9/2010	0.22	0.22	0.2732	0.06	11316	95.9146%	Fecal		CFU/100 mL	200	283.2	86400	-	294.1
5439000	9/11/2021	0.22	0.22	0.2732	0.06	11316	95.9146%	Fecal		CFU/100 mL	200	283.2	86400	-	294.1
5439000	9/11/1997	0.21	0.21	0.2732	0.06	11327	96.0078%	Fecal		CFU/100 mL	200	283.2	86400	-	280.7
5439000	9/14/1997	0.21	0.21	0.2732	0.06	11327	96.0078%	Fecal		CFU/100 mL	200	283.2	86400	-	280.7
5439000	11/14/1997	0.21	0.21	0.2732	0.06	11327	96.0078%	Fecal		CFU/100 mL	200	283.2	86400	-	280.7
5439000	9/7/1999	0.21	0.21	0.2732	0.06	11327	96.0078%	Fecal		CFU/100 mL	200	283.2	86400	-	280.7
5439000	12/3/2002	0.21	0.21	0.2732	0.06	11327	96.0078%	Fecal		CFU/100 mL	200	283.2	86400	-	280.7
5439000	12/4/2002	0.21	0.21	0.2732	0.06	11327	96.0078%	Fecal		CFU/100 mL	200	283.2	86400	-	280.7
5439000	1/3/2003	0.21	0.21	0.2732	0.06	11327	96.0078%	Fecal		CFU/100 mL	200	283.2	86400	-	280.7
5439000	10/12/2003	0.21	0.21	0.2732	0.06	11327	96.0078%	Fecal		CFU/100 mL	200	283.2	86400	-	280.7
5439000	10/2/2004	0.21	0.21	0.2732	0.06	11327	96.0078%	Fecal		CFU/100 mL	200	283.2	86400	-	280.7
5439000	11/10/2005	0.21	0.21	0.2732	0.06	11327	96.0078%	Fecal		CFU/100 mL	200	283.2	86400	-	280.7
5439000	12/5/2005	0.21	0.21	0.2732	0.06	11327	96.0078%	Fecal		CFU/100 mL	200	283.2	86400	-	280.7
5439000	1/14/2006	0.21	0.21	0.2732	0.06	11327	96.0078%	Fecal		CFU/100 mL	200	283.2	86400	-	280.7
5439000	1/15/2006	0.21	0.21	0.2732	0.06	11327	96.0078%	Fecal		CFU/100 mL	200	283.2	86400	-	280.7
5439000	1/16/2006	0.21	0.21	0.2732	0.06	11327	96.0078%	Fecal		CFU/100 mL	200	283.2	86400	-	280.7

Gage ID	Date	Discharge (CFS)	Gage Discharge (less Surrogate NPDES) (CFS)	Watershed Area Ratio	Calculated flow (CFS)	Rank	Flow Exceedance %	Parameter	Results	Units (mg or micro_gram	Limit/Standard	100mL/CF	sec/day	Actual Load (million colonies/day)	Allowable Load (million colonies/day)
5439000	1/23/2006	0.21	0.21	0.2732	0.06	11327	96.0078%	Fecal		CFU/100 mL	200	283.2	86400	-	280.7
5439000	1/24/2006	0.21	0.21	0.2732	0.06	11327	96.0078%	Fecal		CFU/100 mL	200	283.2	86400	-	280.7
5439000	10/8/2012	0.21	0.21	0.2732	0.06	11327	96.0078%	Fecal		CFU/100 mL	200	283.2	86400	-	280.7
5439000	12/12/2012	0.21	0.21	0.2732	0.06	11327	96.0078%	Fecal		CFU/100 mL	200	283.2	86400	-	280.7
5439000	9/12/2021	0.21	0.21	0.2732	0.06	11327	96.0078%	Fecal		CFU/100 mL	200	283.2	86400	-	280.7
5439000	9/26/2021	0.21	0.21	0.2732	0.06	11327	96.0078%	Fecal		CFU/100 mL	200	283.2	86400	-	280.7
5439000	9/1/1997	0.2	0.2	0.2732	0.05	11347	96.1773%	Fecal		CFU/100 mL	200	283.2	86400	-	267.4
5439000	10/7/1997	0.2	0.2	0.2732	0.05	11347	96.1773%	Fecal		CFU/100 mL	200	283.2	86400	-	267.4
5439000	1/17/2006	0.2	0.2	0.2732	0.05	11347	96.1773%	Fecal		CFU/100 mL	200	283.2	86400	-	267.4
5439000	1/18/2006	0.2	0.2	0.2732	0.05	11347	96.1773%	Fecal		CFU/100 mL	200	283.2	86400	-	267.4
5439000	10/7/2012	0.2	0.2	0.2732	0.05	11347	96.1773%	Fecal		CFU/100 mL	200	283.2	86400	-	267.4
5439000	11/17/2012	0.2	0.2	0.2732	0.05	11347	96.1773%	Fecal		CFU/100 mL	200	283.2	86400	-	267.4
5439000	1/1/2013	0.2	0.2	0.2732	0.05	11347	96.1773%	Fecal		CFU/100 mL	200	283.2	86400	-	267.4
5439000	12/13/2013	0.2	0.2	0.2732	0.05	11347	96.1773%	Fecal		CFU/100 mL	200	283.2	86400	-	267.4
5439000	12/31/2013	0.2	0.2	0.2732	0.05	11347	96.1773%	Fecal		CFU/100 mL	200	283.2	86400	-	267.4
5439000	9/18/2017	0.2	0.2	0.2732	0.05	11347	96.1773%	Fecal		CFU/100 mL	200	283.2	86400	-	267.4
5439000	8/4/1997	0.19	0.19	0.2732	0.05	11357	96.2621%	Fecal		CFU/100 mL	200	283.2	86400	-	254.0
5439000	9/12/1997	0.19	0.19	0.2732	0.05	11357	96.2621%	Fecal		CFU/100 mL	200	283.2	86400	-	254.0
5439000	9/19/1997	0.19	0.19	0.2732	0.05	11357	96.2621%	Fecal		CFU/100 mL	200	283.2	86400	-	254.0
5439000	1/4/2003	0.19	0.19	0.2732	0.05	11357	96.2621%	Fecal		CFU/100 mL	200	283.2	86400	-	254.0
5439000	8/16/2003	0.19	0.19	0.2732	0.05	11357	96.2621%	Fecal		CFU/100 mL	200	283.2	86400	-	254.0
5439000	9/22/2003	0.19	0.19	0.2732	0.05	11357	96.2621%	Fecal		CFU/100 mL	200	283.2	86400	-	254.0
5439000	7/18/2005	0.19	0.19	0.2732	0.05	11357	96.2621%	Fecal		CFU/100 mL	200	283.2	86400	-	254.0
5439000	11/26/2005	0.19	0.19	0.2732	0.05	11357	96.2621%	Fecal		CFU/100 mL	200	283.2	86400	-	254.0
5439000	1/19/2006	0.19	0.19	0.2732	0.05	11357	96.2621%	Fecal		CFU/100 mL	200	283.2	86400	-	254.0
5439000	1/20/2006	0.19	0.19	0.2732	0.05	11357	96.2621%	Fecal		CFU/100 mL	200	283.2	86400	-	254.0
5439000	1/21/2006	0.19	0.19	0.2732	0.05	11357	96.2621%	Fecal		CFU/100 mL	200	283.2	86400	-	254.0
5439000	1/22/2006	0.19	0.19	0.2732	0.05	11357	96.2621%	Fecal		CFU/100 mL	200	283.2	86400	-	254.0
5439000	8/18/2006	0.19	0.19	0.2732	0.05	11357	96.2621%	Fecal		CFU/100 mL	200	283.2	86400	-	254.0
5439000	10/6/2012	0.19	0.19	0.2732	0.05	11357	96.2621%	Fecal		CFU/100 mL	200	283.2	86400	-	254.0
5439000	11/8/2012	0.19	0.19	0.2732	0.05	11357	96.2621%	Fecal		CFU/100 mL	200	283.2	86400	-	254.0
5439000	1/1/2014	0.19	0.19	0.2732	0.05	11357	96.2621%	Fecal		CFU/100 mL	200	283.2	86400	-	254.0
5439000	9/13/1997	0.18	0.18	0.2732	0.05	11373	96.3977%	Fecal		CFU/100 mL	200	283.2	86400	-	240.6
5439000	9/17/1999	0.18	0.18	0.2732	0.05	11373	96.3977%	Fecal		CFU/100 mL	200	283.2	86400	-	240.6
5439000	1/5/2003	0.18	0.18	0.2732	0.05	11373	96.3977%	Fecal		CFU/100 mL	200	283.2	86400	-	240.6
5439000	9/29/2003	0.18	0.18	0.2732	0.05	11373	96.3977%	Fecal		CFU/100 mL	200	283.2	86400	-	240.6
5439000	10/17/2004	0.18	0.18	0.2732	0.05	11373	96.3977%	Fecal		CFU/100 mL	200	283.2	86400	-	240.6
5439000	10/2/2005	0.18	0.18	0.2732	0.05	11373	96.3977%	Fecal		CFU/100 mL	200	283.2	86400	-	240.6
5439000	11/12/2005	0.18	0.18	0.2732	0.05	11373	96.3977%	Fecal		CFU/100 mL	200	283.2	86400	-	240.6
5439000	8/13/2006	0.18	0.18	0.2732	0.05	11373	96.3977%	Fecal		CFU/100 mL	200	283.2	86400	-	240.6
5439000	11/9/2012	0.18	0.18	0.2732	0.05	11373	96.3977%	Fecal		CFU/100 mL	200	283.2	86400	-	240.6
5439000	1/7/2013	0.18	0.18	0.2732	0.05	11373	96.3977%	Fecal		CFU/100 mL	200	283.2	86400	-	240.6
5439000	9/24/2013	0.18	0.18	0.2732	0.05	11373	96.3977%	Fecal		CFU/100 mL	200	283.2	86400	-	240.6
5439000	12/9/2013	0.18	0.18	0.2732	0.05	11373	96.3977%	Fecal		CFU/100 mL	200	283.2	86400	-	240.6
5439000	12/11/2013	0.18	0.18	0.2732	0.05	11373	96.3977%	Fecal		CFU/100 mL	200	283.2	86400	-	240.6
5439000	9/27/2021	0.18	0.18	0.2732	0.05	11373	96.3977%	Fecal		CFU/100 mL	200	283.2	86400	-	240.6
5439000	9/28/2021	0.18	0.18	0.2732	0.05	11373	96.3977%	Fecal		CFU/100 mL	200	283.2	86400	-	240.6
5439000	7/31/1997	0.17	0.17	0.2732	0.05	11388	96.5248%	Fecal		CFU/100 mL	200	283.2	86400	-	227.3
5439000	8/3/1997	0.17	0.17	0.2732	0.05	11388	96.5248%	Fecal		CFU/100 mL	200	283.2	86400	-	227.3
5439000	8/3/2002	0.17	0.17	0.2732	0.05	11388	96.5248%	Fecal		CFU/100 mL	200	283.2	86400	-	227.3
5439000	8/15/2003	0.17	0.17	0.2732	0.05	11388	96.5248%	Fecal		CFU/100 mL	200	283.2	86400	-	227.3
5439000	8/17/2003	0.17	0.17	0.2732	0.05	11388	96.5248%	Fecal		CFU/100 mL	200	283.2	86400	-	227.3
5439000	9/14/2004	0.17	0.17	0.2732	0.05	11388	96.5248%	Fecal		CFU/100 mL	200	283.2	86400	-	227.3
5439000	9/22/2004	0.17	0.17	0.2732	0.05	11388	96.5248%	Fecal		CFU/100 mL	200	283.2	86400	-	227.3
5439000	11/22/2005	0.17	0.17	0.2732	0.05	11388	96.5248%	Fecal		CFU/100 mL	200	283.2	86400	-	227.3
5439000	12/6/2005	0.17	0.17	0.2732	0.05	11388	96.5248%	Fecal		CFU/100 mL	200	283.2	86400	-	227.3
5439000	8/30/2008	0.17	0.17	0.2732	0.05	11388	96.5248%	Fecal		CFU/100 mL	200	283.2	86400	-	227.3
5439000	9/30/2010	0.17	0.17	0.2732	0.05	11388	96.5248%	Fecal		CFU/100 mL	200	283.2	86400	-	227.3
5439000	10/19/2010	0.17	0.17	0.2732	0.05	11388	96.5248%	Fecal		CFU/100 mL	200	283.2	86400	-	227.3
5439000	11/6/2012	0.17	0.17	0.2732	0.05	11388	96.5248%	Fecal		CFU/100 mL	200	283.2	86400	-	227.3
5439000	1/6/2014	0.17	0.17	0.2732	0.05	11388	96.5248%	Fecal		CFU/100 mL	200	283.2	86400	-	227.3
5439000	9/16/2017	0.17	0.17	0.2732	0.05	11388	96.5248%	Fecal		CFU/100 mL	200	283.2	86400	-	227.3
5439000	9/13/2021	0.17	0.17	0.2732	0.05	11388	96.5248%	Fecal		CFU/100 mL	200	283.2	86400	-	227.3
5439000	9/22/1997	0.16	0.16	0.2732	0.04	11404	96.6605%	Fecal		CFU/100 mL	200	283.2	86400	-	213.9
5439000	10/11/1997	0.16	0.16	0.2732	0.04	11404	96.6605%	Fecal		CFU/100 mL	200	283.2	86400	-	213.9
5439000	9/18/1999	0.16	0.16	0.2732	0.04	11404	96.6605%	Fecal		CFU/100 mL	200	283.2	86400	-	213.9
5439000	1/6/2003	0.16	0.16	0.2732	0.04	11404	96.6605%	Fecal		CFU/100 mL	200	283.2	86400	-	213.9
5439000	8/14/2003	0.16	0.16	0.2732	0.04	11404	96.6605%	Fecal		CFU/100 mL	200	283.2	86400	-	213.9
5439000	9/16/2005	0.16	0.16	0.2732	0.04	11404	96.6605%	Fecal		CFU/100 mL	200	283.2	86400	-	213.9
5439000	11/25/2005	0.16	0.16	0.2732	0.04	11404	96.6605%	Fecal		CFU/100 mL	200	283.2	86400	-	213.9
5439000	12/10/2005	0.16	0.16	0.2732	0.04	11404	96.6605%	Fecal		CFU/100 mL	200	283.2	86400	-	213.9
5439000	11/18/2012	0.16	0.16	0.2732	0.04	11404	96.6605%	Fecal		CFU/100 mL	200	283.2	86400	-	213.9
5439000	11/22/2012	0.16	0.16	0.2732	0.04	11404	96.6605%	Fecal		CFU/100 mL	200	283.2	86400	-	213.9
5439000	10/10/2013	0.16	0.16	0.2732	0.04	11404	96.6605%	Fecal		CFU/100 mL	200	283.2	86400	-	213.9
5439000	9/15/2017	0.16	0.16	0.2732	0.04	11404	96.6605%	Fecal		CFU/100 mL	200	283.2	86400	-	213.9
5439000	9/14/2021	0.16	0.16	0.2732	0.04	11404	96.6605%	Fecal		CFU/100 mL	200	283.2	86400	-	213.9
5439000	8/1/1997	0.15	0.15	0.2732	0.04	11417	96.7706%	Fecal		CFU/100 mL	200	283.2	86400	-	200.5
5439000	9/21/1997	0.15	0.15	0.2732	0.04	11417	96.7706%	Fecal		CFU/100 mL	200	283.2	86400	-	200.5
5439000	9/25/1997	0.15	0.15	0.2732	0.04	11417	96.7706%	Fecal		CFU/100 mL	200	283.2	86400	-	200.5
5439000	9/28/2004	0.15	0.15	0.2732	0.04	11417	96.7706%	Fecal		CFU/100 mL	200	283.2	86400	-	200.5
5439000	10/15/2004	0.15	0.15	0.2732	0.04	11417	96.7706%	Fecal		CFU/100 mL	200	283.2	86400	-	200.5
5439000	11/5/2005	0.15	0.15	0.2732	0.04	11417	96.7706%	Fecal		CFU/100 mL	200	283.2	86400	-	200.5
5439000	11/23/2005	0.15	0.15	0.2732	0.04	11417	96.7706%	Fecal		CFU/100 mL	200	283.2	86400	-	200.5
5439000	12/7/2005	0.15	0.15	0.2732	0.04	11417	96.7706%	Fecal		CFU/100 mL	200	283.2	86400	-	200.5
5439000	12/11/2005	0.15	0.15	0.2732	0.04	11417	96.7706%	Fecal		CFU/100 mL	200	283.2	86400	-	200.5
5439000	12/12/2005	0.15	0.15	0.2732	0.04	11417	96.7706%	Fecal		CFU/100 mL	200	283.2	86400	-	200.5
5439000	12/13/2005	0.15	0.15	0.2732	0.04	11417	96.7706%	Fecal		CFU/100 mL	200	283.2	86400	-	200.5
5439000	11/5/2012	0.15	0.15	0.2732	0.04	11417	96.7706%	Fecal		CFU/100 mL	200	283.2	86400	-	200.5
5439000	11/10/2012	0.15	0.15	0.2732	0.04	11417	96.7706%	Fecal		CFU/100 mL	200	283.2	86400	-	200.5
5439000	1/6/2013	0.15	0.15	0.2732	0.04	11417	96.7706%	Fecal		CFU/100 mL	200	283.2	86400	-	200.5
5439000	8/29/2013	0.15	0.15	0.2732	0.04	11417	96.7706%	Fecal		CFU/100 mL	200	283.2	86400	-	200.5
5439000	8/2/1997	0.14	0.14	0.2732	0.04	11432	96.8978%	Fecal		CFU/100 mL	200	283.2	86400	-	187.2
5439000	9/20/1997	0.14	0.14	0.2732	0.04	11432	96.8978%	Fecal		CFU/100 mL	200	283.2	86400	-	187.2
5439000	9/22/1999	0.14	0.14	0.2732	0.04	11432	96.8978%	Fecal		CFU/100 mL	200	283.2	86400	-	187.2
5439000	1/7/2003	0.14	0.14	0.2732	0.04	11432	96.8978%	Fecal		CFU/100 mL	200	283.2	86400	-	187.2
5439000	9/3/2003	0.14	0.14	0.2732	0.04	11432	96.8978%	Fecal		CFU/100 mL	200	283.2	86400	-	187.2
5439000	9/30/2003	0.14	0.14	0.2732	0.04	11432	96.8978%	Fecal		CFU/100 mL	200	283.2	86400	-	187.2
5439000	9/21/2005	0.14	0.14	0.2732	0.04	11432	96.8978%	Fecal		CFU/100 mL	200	283.2	86400	-	187.2
5439000	10/23/2005	0.14	0.14	0.2732	0.04	11432	96.8978%	Fecal		CFU/100 mL	200	283.2	86400	-	187.2
5439000	12/8/2005	0.14	0.14	0.2732	0.04	11432	96.8978%	Fecal		CFU/100 mL	200	283.2	86400	-	187.2
5439000	12/9/2005	0.14	0.14	0.2732	0.04	11432	96.8978%	Fecal		CFU/100 mL	200	283.2	86400	-	187.2
5439000	12/14/2005	0.14	0.14	0.2732	0.04	11432	96.8978%	Fecal		CFU/100 mL	200	283.2	86400	-	187.2
5439000	12/15/2005	0.14	0.14	0.2732	0.04	11432	96.8978%	Fecal		CFU/100 mL	200	283.2	86400	-	187.2
5439000	10/14/2010	0.14	0.14	0.2732	0.04	11432	96.8978%	Fecal		CFU/100 mL	200	283.2	86400	-	187.2
5439000	9/19/2017	0.14	0.14	0.2732	0.04	11432	96.8978%	Fecal		CFU/100 mL	200	283.2	86400	-	187.2
5439000	9/29/2021	0.14	0.14	0.2732	0.04	11432	96.8978%	Fecal		CFU/100 mL	200	283.2	86400	-	187.2
5439000	9/30/2021	0.14	0.14	0.2732	0.04	11432	96.8978%	Fecal		CFU/100 mL	200	283.2	86400	-	187.2
5439000	8/19/1992	0.13	0.13	0.2732	0.04	11448	97.0334%	Fecal		CFU/100 mL	200	283.2	86400	-	173.8
5439000	9/9/1999	0.13	0.13	0.2732	0.04	11448	97.0334%	Fecal		CFU/100 mL	200	283.2	86400	-	173.8
5439000	12/16/2005	0.13	0.13	0.2732	0.04	11448	97.0334%	Fecal		CFU/100 mL	200	283.2	86400	-	173.8
5439000	12/29/2005	0.13	0.13	0.2732	0.04	11448	97.0334%	Fecal		CFU/100 mL	200	283.2	86400	-	173.8
5439000	11/19/2012	0.13	0.13	0.2732	0.04	11448	97.0334%	Fecal		CFU/100 mL	200	283.2	86400	-	173.8
5439000	11/23/2012	0.13	0.13	0.2732	0.04	11448	97.0334%	Fecal		CFU/100 mL	200	283.2	86400	-	173.8
5439000	12/8/2013	0.13	0.13	0.2732	0.04	11448	97.0334%	Fecal		CFU/100 mL	200	283.2	86400	-	173.8
5439000	12/14/2013	0.13	0.13	0.2732	0.04	11448	97.0334%	Fecal		CFU/100 mL	200	283.2	86400	-	173.8
5439000	9/20/2017	0.13	0.13	0.2732	0.04	11448	97.0334%	Fecal		CFU/100 mL	200	283.2	86400	-	173.8
5439000	9/21/2017	0.13	0.13	0.2732	0.04	11448	97.0334%	Fecal		CFU/100 mL	200	283.2	86400	-	173.8
5439000	10/1/2021	0.13	0.13	0.2732	0.04	11448	97.0334%	Fecal		CFU/100 mL	200	283.2	86400	-	173.8
5439000	1/8/2003	0.12	0.12	0.2732	0.03	11459	97.1266%	Fecal		CFU/100 mL	200	283.2	86400	-	160.4
5439000	10/4/2004	0.12	0.12	0.2732	0.03	11459	97.1266%	Fecal		CFU/100 mL	200	283.2	86400	-	160.4
5439000	10/18/2004	0.12	0.12	0.2732	0.03	11459	97.1266%	Fecal		CFU/100 mL	200	283.2	86400	-	160.4
5439000	12/17/2005	0.12	0.12	0.2732	0.03	11459	97.1266%	Fecal		CFU/100 mL	200	283.2	86400	-	160.4
5439000	12/18/2005	0.12	0.12	0.2732	0.03	11459	97.1266%	Fecal		CFU/100 mL	200	283.2	86400	-	160.4
5439000	10/1/2010	0.12	0.12	0.2732	0.03	11459	97.1266%	Fecal		CFU/100 mL	200	283.2	86400	-	160.4
5439000	10/11/2010	0.12	0.12	0.2732	0.03	11459	97.1266%	Fecal		CFU/100 mL	200	283.2	86400	-	160.4
5439000	10/18/2010	0.12	0.12	0.2732	0.03	11459	97.1266%	Fecal		CFU/100 mL	200	283.2	86400	-	160.4

Gage ID	Date	Discharge (CFS)	Gage Discharge (less Surrogate NPDES) (CFS)	Watershed Area Ratio	Calculated flow (CFS)	Rank	Flow Exceedance %	Parameter	Results	Units (mg or micro_gram	Limit/Standard	100mL/CF	sec/day	Actual Load (million colonies/day)	Allowable Load (million colonies/day)
5439000	11/24/2012	0.12	0.12	0.2732	0.03	11459	97.1266%	Fecal		CFU/100 mL	200	283.2	86400	-	160.4
5439000	9/10/2013	0.12	0.12	0.2732	0.03	11459	97.1266%	Fecal		CFU/100 mL	200	283.2	86400	-	160.4
5439000	10/11/2013	0.12	0.12	0.2732	0.03	11459	97.1266%	Fecal		CFU/100 mL	200	283.2	86400	-	160.4
5439000	12/15/2013	0.12	0.12	0.2732	0.03	11459	97.1266%	Fecal		CFU/100 mL	200	283.2	86400	-	160.4
5439000	9/22/2017	0.12	0.12	0.2732	0.03	11459	97.1266%	Fecal		CFU/100 mL	200	283.2	86400	-	160.4
5439000	10/12/1997	0.11	0.11	0.2732	0.03	11472	97.2368%	Fecal		CFU/100 mL	200	283.2	86400	-	147.1
5439000	8/21/2003	0.11	0.11	0.2732	0.03	11472	97.2368%	Fecal		CFU/100 mL	200	283.2	86400	-	147.1
5439000	9/16/2003	0.11	0.11	0.2732	0.03	11472	97.2368%	Fecal		CFU/100 mL	200	283.2	86400	-	147.1
5439000	9/23/2004	0.11	0.11	0.2732	0.03	11472	97.2368%	Fecal		CFU/100 mL	200	283.2	86400	-	147.1
5439000	9/29/2004	0.11	0.11	0.2732	0.03	11472	97.2368%	Fecal		CFU/100 mL	200	283.2	86400	-	147.1
5439000	10/3/2004	0.11	0.11	0.2732	0.03	11472	97.2368%	Fecal		CFU/100 mL	200	283.2	86400	-	147.1
5439000	8/2/2005	0.11	0.11	0.2732	0.03	11472	97.2368%	Fecal		CFU/100 mL	200	283.2	86400	-	147.1
5439000	8/27/2005	0.11	0.11	0.2732	0.03	11472	97.2368%	Fecal		CFU/100 mL	200	283.2	86400	-	147.1
5439000	12/19/2005	0.11	0.11	0.2732	0.03	11472	97.2368%	Fecal		CFU/100 mL	200	283.2	86400	-	147.1
5439000	12/20/2005	0.11	0.11	0.2732	0.03	11472	97.2368%	Fecal		CFU/100 mL	200	283.2	86400	-	147.1
5439000	12/21/2005	0.11	0.11	0.2732	0.03	11472	97.2368%	Fecal		CFU/100 mL	200	283.2	86400	-	147.1
5439000	12/22/2005	0.11	0.11	0.2732	0.03	11472	97.2368%	Fecal		CFU/100 mL	200	283.2	86400	-	147.1
5439000	12/23/2005	0.11	0.11	0.2732	0.03	11472	97.2368%	Fecal		CFU/100 mL	200	283.2	86400	-	147.1
5439000	12/24/2005	0.11	0.11	0.2732	0.03	11472	97.2368%	Fecal		CFU/100 mL	200	283.2	86400	-	147.1
5439000	12/25/2005	0.11	0.11	0.2732	0.03	11472	97.2368%	Fecal		CFU/100 mL	200	283.2	86400	-	147.1
5439000	12/26/2005	0.11	0.11	0.2732	0.03	11472	97.2368%	Fecal		CFU/100 mL	200	283.2	86400	-	147.1
5439000	12/27/2005	0.11	0.11	0.2732	0.03	11472	97.2368%	Fecal		CFU/100 mL	200	283.2	86400	-	147.1
5439000	12/28/2005	0.11	0.11	0.2732	0.03	11472	97.2368%	Fecal		CFU/100 mL	200	283.2	86400	-	147.1
5439000	10/5/2010	0.11	0.11	0.2732	0.03	11472	97.2368%	Fecal		CFU/100 mL	200	283.2	86400	-	147.1
5439000	11/20/2012	0.11	0.11	0.2732	0.03	11472	97.2368%	Fecal		CFU/100 mL	200	283.2	86400	-	147.1
5439000	11/25/2012	0.11	0.11	0.2732	0.03	11472	97.2368%	Fecal		CFU/100 mL	200	283.2	86400	-	147.1
5439000	12/13/2012	0.11	0.11	0.2732	0.03	11472	97.2368%	Fecal		CFU/100 mL	200	283.2	86400	-	147.1
5439000	1/2/2013	0.11	0.11	0.2732	0.03	11472	97.2368%	Fecal		CFU/100 mL	200	283.2	86400	-	147.1
5439000	9/27/2013	0.11	0.11	0.2732	0.03	11472	97.2368%	Fecal		CFU/100 mL	200	283.2	86400	-	147.1
5439000	12/16/2013	0.11	0.11	0.2732	0.03	11472	97.2368%	Fecal		CFU/100 mL	200	283.2	86400	-	147.1
5439000	12/19/2013	0.11	0.11	0.2732	0.03	11472	97.2368%	Fecal		CFU/100 mL	200	283.2	86400	-	147.1
5439000	9/29/1995	0.1	0.1	0.2732	0.03	11498	97.4572%	Fecal		CFU/100 mL	200	283.2	86400	-	133.7
5439000	1/9/2003	0.1	0.1	0.2732	0.03	11498	97.4572%	Fecal		CFU/100 mL	200	283.2	86400	-	133.7
5439000	8/24/2003	0.1	0.1	0.2732	0.03	11498	97.4572%	Fecal		CFU/100 mL	200	283.2	86400	-	133.7
5439000	10/3/2003	0.1	0.1	0.2732	0.03	11498	97.4572%	Fecal		CFU/100 mL	200	283.2	86400	-	133.7
5439000	10/13/2003	0.1	0.1	0.2732	0.03	11498	97.4572%	Fecal		CFU/100 mL	200	283.2	86400	-	133.7
5439000	10/5/2004	0.1	0.1	0.2732	0.03	11498	97.4572%	Fecal		CFU/100 mL	200	283.2	86400	-	133.7
5439000	11/24/2005	0.1	0.1	0.2732	0.03	11498	97.4572%	Fecal		CFU/100 mL	200	283.2	86400	-	133.7
5439000	8/31/2006	0.1	0.1	0.2732	0.03	11498	97.4572%	Fecal		CFU/100 mL	200	283.2	86400	-	133.7
5439000	9/22/2011	0.1	0.1	0.2732	0.03	11498	97.4572%	Fecal		CFU/100 mL	200	283.2	86400	-	133.7
5439000	8/10/2012	0.1	0.1	0.2732	0.03	11498	97.4572%	Fecal		CFU/100 mL	200	283.2	86400	-	133.7
5439000	11/21/2012	0.1	0.1	0.2732	0.03	11498	97.4572%	Fecal		CFU/100 mL	200	283.2	86400	-	133.7
5439000	9/12/2013	0.1	0.1	0.2732	0.03	11498	97.4572%	Fecal		CFU/100 mL	200	283.2	86400	-	133.7
5439000	9/25/2013	0.1	0.1	0.2732	0.03	11498	97.4572%	Fecal		CFU/100 mL	200	283.2	86400	-	133.7
5439000	9/26/2013	0.1	0.1	0.2732	0.03	11498	97.4572%	Fecal		CFU/100 mL	200	283.2	86400	-	133.7
5439000	9/15/2021	0.1	0.1	0.2732	0.03	11498	97.4572%	Fecal		CFU/100 mL	200	283.2	86400	-	133.7
5439000	3/8/2003	0.09	0.09	0.2732	0.02	11513	97.5843%	Fecal		CFU/100 mL	200	283.2	86400	-	120.3
5439000	8/18/2003	0.09	0.09	0.2732	0.02	11513	97.5843%	Fecal		CFU/100 mL	200	283.2	86400	-	120.3
5439000	8/20/2003	0.09	0.09	0.2732	0.02	11513	97.5843%	Fecal		CFU/100 mL	200	283.2	86400	-	120.3
5439000	10/1/2003	0.09	0.09	0.2732	0.02	11513	97.5843%	Fecal		CFU/100 mL	200	283.2	86400	-	120.3
5439000	8/31/2008	0.09	0.09	0.2732	0.02	11513	97.5843%	Fecal		CFU/100 mL	200	283.2	86400	-	120.3
5439000	1/4/2013	0.09	0.09	0.2732	0.02	11513	97.5843%	Fecal		CFU/100 mL	200	283.2	86400	-	120.3
5439000	9/28/2013	0.09	0.09	0.2732	0.02	11513	97.5843%	Fecal		CFU/100 mL	200	283.2	86400	-	120.3
5439000	12/17/2013	0.09	0.09	0.2732	0.02	11513	97.5843%	Fecal		CFU/100 mL	200	283.2	86400	-	120.3
5439000	12/18/2013	0.09	0.09	0.2732	0.02	11513	97.5843%	Fecal		CFU/100 mL	200	283.2	86400	-	120.3
5439000	9/23/2017	0.09	0.09	0.2732	0.02	11513	97.5843%	Fecal		CFU/100 mL	200	283.2	86400	-	120.3
5439000	9/16/2021	0.09	0.09	0.2732	0.02	11513	97.5843%	Fecal		CFU/100 mL	200	283.2	86400	-	120.3
5439000	9/17/2021	0.09	0.09	0.2732	0.02	11513	97.5843%	Fecal		CFU/100 mL	200	283.2	86400	-	120.3
5439000	9/20/1994	0.08	0.08	0.2732	0.02	11525	97.6860%	Fecal		CFU/100 mL	200	283.2	86400	-	106.9
5439000	1/10/2003	0.08	0.08	0.2732	0.02	11525	97.6860%	Fecal		CFU/100 mL	200	283.2	86400	-	106.9
5439000	8/19/2003	0.08	0.08	0.2732	0.02	11525	97.6860%	Fecal		CFU/100 mL	200	283.2	86400	-	106.9
5439000	8/31/2003	0.08	0.08	0.2732	0.02	11525	97.6860%	Fecal		CFU/100 mL	200	283.2	86400	-	106.9
5439000	10/4/2003	0.08	0.08	0.2732	0.02	11525	97.6860%	Fecal		CFU/100 mL	200	283.2	86400	-	106.9
5439000	10/19/2004	0.08	0.08	0.2732	0.02	11525	97.6860%	Fecal		CFU/100 mL	200	283.2	86400	-	106.9
5439000	7/19/2005	0.08	0.08	0.2732	0.02	11525	97.6860%	Fecal		CFU/100 mL	200	283.2	86400	-	106.9
5439000	9/29/2005	0.08	0.08	0.2732	0.02	11525	97.6860%	Fecal		CFU/100 mL	200	283.2	86400	-	106.9
5439000	10/9/2010	0.08	0.08	0.2732	0.02	11525	97.6860%	Fecal		CFU/100 mL	200	283.2	86400	-	106.9
5439000	10/16/2010	0.08	0.08	0.2732	0.02	11525	97.6860%	Fecal		CFU/100 mL	200	283.2	86400	-	106.9
5439000	10/22/2010	0.08	0.08	0.2732	0.02	11525	97.6860%	Fecal		CFU/100 mL	200	283.2	86400	-	106.9
5439000	8/22/2012	0.08	0.08	0.2732	0.02	11525	97.6860%	Fecal		CFU/100 mL	200	283.2	86400	-	106.9
5439000	8/29/2012	0.08	0.08	0.2732	0.02	11525	97.6860%	Fecal		CFU/100 mL	200	283.2	86400	-	106.9
5439000	12/4/2012	0.08	0.08	0.2732	0.02	11525	97.6860%	Fecal		CFU/100 mL	200	283.2	86400	-	106.9
5439000	12/14/2012	0.08	0.08	0.2732	0.02	11525	97.6860%	Fecal		CFU/100 mL	200	283.2	86400	-	106.9
5439000	1/5/2013	0.08	0.08	0.2732	0.02	11525	97.6860%	Fecal		CFU/100 mL	200	283.2	86400	-	106.9
5439000	9/18/2021	0.08	0.08	0.2732	0.02	11525	97.6860%	Fecal		CFU/100 mL	200	283.2	86400	-	106.9
5439000	9/10/1999	0.07	0.07	0.2732	0.02	11542	97.8301%	Fecal		CFU/100 mL	200	283.2	86400	-	93.6
5439000	1/11/2003	0.07	0.07	0.2732	0.02	11542	97.8301%	Fecal		CFU/100 mL	200	283.2	86400	-	93.6
5439000	10/5/2003	0.07	0.07	0.2732	0.02	11542	97.8301%	Fecal		CFU/100 mL	200	283.2	86400	-	93.6
5439000	9/27/2004	0.07	0.07	0.2732	0.02	11542	97.8301%	Fecal		CFU/100 mL	200	283.2	86400	-	93.6
5439000	9/3/2006	0.07	0.07	0.2732	0.02	11542	97.8301%	Fecal		CFU/100 mL	200	283.2	86400	-	93.6
5439000	8/27/2008	0.07	0.07	0.2732	0.02	11542	97.8301%	Fecal		CFU/100 mL	200	283.2	86400	-	93.6
5439000	10/6/2010	0.07	0.07	0.2732	0.02	11542	97.8301%	Fecal		CFU/100 mL	200	283.2	86400	-	93.6
5439000	12/3/2012	0.07	0.07	0.2732	0.02	11542	97.8301%	Fecal		CFU/100 mL	200	283.2	86400	-	93.6
5439000	12/7/2012	0.07	0.07	0.2732	0.02	11542	97.8301%	Fecal		CFU/100 mL	200	283.2	86400	-	93.6
5439000	9/11/2013	0.07	0.07	0.2732	0.02	11542	97.8301%	Fecal		CFU/100 mL	200	283.2	86400	-	93.6
5439000	9/13/2013	0.07	0.07	0.2732	0.02	11542	97.8301%	Fecal		CFU/100 mL	200	283.2	86400	-	93.6
5439000	10/1/2013	0.07	0.07	0.2732	0.02	11542	97.8301%	Fecal		CFU/100 mL	200	283.2	86400	-	93.6
5439000	9/19/2021	0.07	0.07	0.2732	0.02	11542	97.8301%	Fecal		CFU/100 mL	200	283.2	86400	-	93.6
5439000	1/12/2003	0.06	0.06	0.2732	0.02	11555	97.9403%	Fecal		CFU/100 mL	200	283.2	86400	-	80.2
5439000	9/24/2003	0.06	0.06	0.2732	0.02	11555	97.9403%	Fecal		CFU/100 mL	200	283.2	86400	-	80.2
5439000	10/6/2003	0.06	0.06	0.2732	0.02	11555	97.9403%	Fecal		CFU/100 mL	200	283.2	86400	-	80.2
5439000	9/24/2004	0.06	0.06	0.2732	0.02	11555	97.9403%	Fecal		CFU/100 mL	200	283.2	86400	-	80.2
5439000	9/30/2004	0.06	0.06	0.2732	0.02	11555	97.9403%	Fecal		CFU/100 mL	200	283.2	86400	-	80.2
5439000	10/6/2004	0.06	0.06	0.2732	0.02	11555	97.9403%	Fecal		CFU/100 mL	200	283.2	86400	-	80.2
5439000	9/17/2005	0.06	0.06	0.2732	0.02	11555	97.9403%	Fecal		CFU/100 mL	200	283.2	86400	-	80.2
5439000	9/30/2005	0.06	0.06	0.2732	0.02	11555	97.9403%	Fecal		CFU/100 mL	200	283.2	86400	-	80.2
5439000	9/15/2011	0.06	0.06	0.2732	0.02	11555	97.9403%	Fecal		CFU/100 mL	200	283.2	86400	-	80.2
5439000	11/26/2012	0.06	0.06	0.2732	0.02	11555	97.9403%	Fecal		CFU/100 mL	200	283.2	86400	-	80.2
5439000	8/20/2013	0.06	0.06	0.2732	0.02	11555	97.9403%	Fecal		CFU/100 mL	200	283.2	86400	-	80.2
5439000	1/7/2014	0.06	0.06	0.2732	0.02	11555	97.9403%	Fecal		CFU/100 mL	200	283.2	86400	-	80.2
5439000	1/9/2014	0.06	0.06	0.2732	0.02	11555	97.9403%	Fecal		CFU/100 mL	200	283.2	86400	-	80.2
5439000	9/24/2017	0.06	0.06	0.2732	0.02	11555	97.9403%	Fecal		CFU/100 mL	200	283.2	86400	-	80.2
5439000	9/16/2002	0.05	0.05	0.2732	0.01	11569	98.0590%	Fecal		CFU/100 mL	200	283.2	86400	-	66.8
5439000	1/13/2003	0.05	0.05	0.2732	0.01	11569	98.0590%	Fecal		CFU/100 mL	200	283.2	86400	-	66.8
5439000	8/28/2003	0.05	0.05	0.2732	0.01	11569	98.0590%	Fecal		CFU/100 mL	200	283.2	86400	-	66.8
5439000	10/11/2003	0.05	0.05	0.2732	0.01	11569	98.0590%	Fecal		CFU/100 mL	200	283.2	86400	-	66.8
5439000	8/3/2005	0.05	0.05	0.2732	0.01	11569	98.0590%	Fecal		CFU/100 mL	200	283.2	86400	-	66.8
5439000	9/15/2005	0.05	0.05	0.2732	0.01	11569	98.0590%	Fecal		CFU/100 mL	200	283.2	86400	-	66.8
5439000	11/11/2005	0.05	0.05	0.2732	0.01	11569	98.0590%	Fecal		CFU/100 mL	200	283.2	86400	-	66.8
5439000	8/21/2006	0.05	0.05	0.2732	0.01	11569	98.0590%	Fecal		CFU/100 mL	200	283.2	86400	-	66.8
5439000	11/27/2012	0.05	0.05	0.2732	0.01	11569	98.0590%	Fecal		CFU/100 mL	200	283.2	86400	-	66.8
5439000	12/2/2012	0.05	0.05	0.2732	0.01	11569	98.0590%	Fecal		CFU/100 mL	200	283.2	86400	-	66.8
5439000	9/14/2013	0.05	0.05	0.2732	0.01	11569	98.0590%	Fecal		CFU/100 mL	200	283.2	86400	-	66.8
5439000	10/2/2013	0.05	0.05	0.2732	0.01	11569	98.0590%	Fecal		CFU/100 mL	200	283.2	86400	-	66.8
5439000	9/21/1994	0.04	0.04	0.2732	0.01	11581	98.1607%	Fecal		CFU/100 mL	200	283.2	86400	-	53.5
5439000	1/14/2003	0.04	0.04	0.2732	0.01	11581	98.1607%	Fecal		CFU/100 mL	200	283.2	86400	-	53.5
5439000	3/7/2003	0.04	0.04	0.2732	0.01	11581	98.1607%	Fecal		CFU/100 mL	200	283.2	86400	-	53.5
5439000	9/4/2003	0.04	0.04	0.2732	0.01	11581	98.1607%	Fecal		CFU/100 mL	200	283.2	86400	-	53.5
5439000	8/10/2005	0.04	0.04	0.2732	0.01	11581	98.1607%	Fecal		CFU/100 mL	200	283.2	86400	-	53.5
5439000	9/22/2005	0.04	0.04	0.2732	0.01	11581	98.1607%	Fecal		CFU/100 mL	200	283.2	86400	-	53.5
5439000	8/14/2006	0.04	0.04	0.2732	0.01	11581	98.1607%	Fecal		CFU/100 mL	200	283.2	86400	-	53.5
5439000	10/7/2010	0.04	0.04	0.2732	0.01	11581	98.1607%	Fecal		CFU/100 mL	200	283.2	86400	-	53.5
5439000	9/13/2011	0.04	0.04	0.2732	0.01	11581	98.1607%	Fecal		CFU/100 mL	200	283.2	86400	-	53.5
5439000	8/30/2012	0.04	0.04	0.2732	0.01	11581	98.1607%	Fecal		CFU/100 mL	200	283.2	86400	-	53.5
5439000	9/3/2012	0.04	0.04	0.2732	0.01	11581	98.1607%	Fecal		CFU/100 mL	200	283.2	86400	-	53.5
5439000	11/28/2012	0.04	0.04	0.2732	0.01	11581	98.1607%	Fecal		CFU/100 mL	200	283.2	86400	-	53.5

Gage ID	Date	Discharge (CFS)	Gage Discharge (less Surrogate NPDES) (CFS)	Watershed Area Ratio	Calculated flow (CFS)	Rank	Flow Exceedance %	Parameter	Results	Units (mg or micro_gram	Limit/Standard	100mL/CF	sec/day	Actual Load (million colonies/day)	Allowable Load (million colonies/day)
5439000	11/29/2012	0.04	0.04	0.2732	0.01	11581	98.1607%	Fecal		CFU/100 mL	200	283.2	86400	-	53.5
5439000	11/30/2012	0.04	0.04	0.2732	0.01	11581	98.1607%	Fecal		CFU/100 mL	200	283.2	86400	-	53.5
5439000	12/1/2012	0.04	0.04	0.2732	0.01	11581	98.1607%	Fecal		CFU/100 mL	200	283.2	86400	-	53.5
5439000	12/5/2012	0.04	0.04	0.2732	0.01	11581	98.1607%	Fecal		CFU/100 mL	200	283.2	86400	-	53.5
5439000	8/21/2013	0.04	0.04	0.2732	0.01	11581	98.1607%	Fecal		CFU/100 mL	200	283.2	86400	-	53.5
5439000	1/8/2014	0.04	0.04	0.2732	0.01	11581	98.1607%	Fecal		CFU/100 mL	200	283.2	86400	-	53.5
5439000	9/25/2017	0.04	0.04	0.2732	0.01	11581	98.1607%	Fecal		CFU/100 mL	200	283.2	86400	-	53.5
5439000	9/23/1999	0.03	0.03	0.2732	0.01	11600	98.3217%	Fecal		CFU/100 mL	200	283.2	86400	-	40.1
5439000	9/26/1999	0.03	0.03	0.2732	0.01	11600	98.3217%	Fecal		CFU/100 mL	200	283.2	86400	-	40.1
5439000	9/17/2002	0.03	0.03	0.2732	0.01	11600	98.3217%	Fecal		CFU/100 mL	200	283.2	86400	-	40.1
5439000	1/15/2003	0.03	0.03	0.2732	0.01	11600	98.3217%	Fecal		CFU/100 mL	200	283.2	86400	-	40.1
5439000	1/16/2003	0.03	0.03	0.2732	0.01	11600	98.3217%	Fecal		CFU/100 mL	200	283.2	86400	-	40.1
5439000	10/2/2003	0.03	0.03	0.2732	0.01	11600	98.3217%	Fecal		CFU/100 mL	200	283.2	86400	-	40.1
5439000	10/10/2004	0.03	0.03	0.2732	0.01	11600	98.3217%	Fecal		CFU/100 mL	200	283.2	86400	-	40.1
5439000	10/20/2004	0.03	0.03	0.2732	0.01	11600	98.3217%	Fecal		CFU/100 mL	200	283.2	86400	-	40.1
5439000	10/21/2004	0.03	0.03	0.2732	0.01	11600	98.3217%	Fecal		CFU/100 mL	200	283.2	86400	-	40.1
5439000	10/1/2005	0.03	0.03	0.2732	0.01	11600	98.3217%	Fecal		CFU/100 mL	200	283.2	86400	-	40.1
5439000	10/13/2010	0.03	0.03	0.2732	0.01	11600	98.3217%	Fecal		CFU/100 mL	200	283.2	86400	-	40.1
5439000	10/21/2010	0.03	0.03	0.2732	0.01	11600	98.3217%	Fecal		CFU/100 mL	200	283.2	86400	-	40.1
5439000	8/31/2012	0.03	0.03	0.2732	0.01	11600	98.3217%	Fecal		CFU/100 mL	200	283.2	86400	-	40.1
5439000	9/2/2012	0.03	0.03	0.2732	0.01	11600	98.3217%	Fecal		CFU/100 mL	200	283.2	86400	-	40.1
5439000	12/6/2012	0.03	0.03	0.2732	0.01	11600	98.3217%	Fecal		CFU/100 mL	200	283.2	86400	-	40.1
5439000	9/26/2017	0.03	0.03	0.2732	0.01	11600	98.3217%	Fecal		CFU/100 mL	200	283.2	86400	-	40.1
5439000	9/27/2017	0.03	0.03	0.2732	0.01	11600	98.3217%	Fecal		CFU/100 mL	200	283.2	86400	-	40.1
5439000	9/28/2017	0.03	0.03	0.2732	0.01	11600	98.3217%	Fecal		CFU/100 mL	200	283.2	86400	-	40.1
5439000	9/29/2017	0.03	0.03	0.2732	0.01	11600	98.3217%	Fecal		CFU/100 mL	200	283.2	86400	-	40.1
5439000	10/10/2017	0.03	0.03	0.2732	0.01	11600	98.3217%	Fecal		CFU/100 mL	200	283.2	86400	-	40.1
5439000	1/17/2003	0.02	0.02	0.2732	0.01	11620	98.4913%	Fecal		CFU/100 mL	200	283.2	86400	-	26.7
5439000	1/18/2003	0.02	0.02	0.2732	0.01	11620	98.4913%	Fecal		CFU/100 mL	200	283.2	86400	-	26.7
5439000	1/19/2003	0.02	0.02	0.2732	0.01	11620	98.4913%	Fecal		CFU/100 mL	200	283.2	86400	-	26.7
5439000	2/3/2003	0.02	0.02	0.2732	0.01	11620	98.4913%	Fecal		CFU/100 mL	200	283.2	86400	-	26.7
5439000	2/4/2003	0.02	0.02	0.2732	0.01	11620	98.4913%	Fecal		CFU/100 mL	200	283.2	86400	-	26.7
5439000	2/25/2003	0.02	0.02	0.2732	0.01	11620	98.4913%	Fecal		CFU/100 mL	200	283.2	86400	-	26.7
5439000	2/26/2003	0.02	0.02	0.2732	0.01	11620	98.4913%	Fecal		CFU/100 mL	200	283.2	86400	-	26.7
5439000	2/27/2003	0.02	0.02	0.2732	0.01	11620	98.4913%	Fecal		CFU/100 mL	200	283.2	86400	-	26.7
5439000	2/28/2003	0.02	0.02	0.2732	0.01	11620	98.4913%	Fecal		CFU/100 mL	200	283.2	86400	-	26.7
5439000	3/1/2003	0.02	0.02	0.2732	0.01	11620	98.4913%	Fecal		CFU/100 mL	200	283.2	86400	-	26.7
5439000	3/2/2003	0.02	0.02	0.2732	0.01	11620	98.4913%	Fecal		CFU/100 mL	200	283.2	86400	-	26.7
5439000	3/3/2003	0.02	0.02	0.2732	0.01	11620	98.4913%	Fecal		CFU/100 mL	200	283.2	86400	-	26.7
5439000	3/4/2003	0.02	0.02	0.2732	0.01	11620	98.4913%	Fecal		CFU/100 mL	200	283.2	86400	-	26.7
5439000	3/5/2003	0.02	0.02	0.2732	0.01	11620	98.4913%	Fecal		CFU/100 mL	200	283.2	86400	-	26.7
5439000	3/6/2003	0.02	0.02	0.2732	0.01	11620	98.4913%	Fecal		CFU/100 mL	200	283.2	86400	-	26.7
5439000	8/29/2003	0.02	0.02	0.2732	0.01	11620	98.4913%	Fecal		CFU/100 mL	200	283.2	86400	-	26.7
5439000	9/17/2003	0.02	0.02	0.2732	0.01	11620	98.4913%	Fecal		CFU/100 mL	200	283.2	86400	-	26.7
5439000	8/4/2005	0.02	0.02	0.2732	0.01	11620	98.4913%	Fecal		CFU/100 mL	200	283.2	86400	-	26.7
5439000	8/5/2005	0.02	0.02	0.2732	0.01	11620	98.4913%	Fecal		CFU/100 mL	200	283.2	86400	-	26.7
5439000	8/6/2005	0.02	0.02	0.2732	0.01	11620	98.4913%	Fecal		CFU/100 mL	200	283.2	86400	-	26.7
5439000	8/7/2005	0.02	0.02	0.2732	0.01	11620	98.4913%	Fecal		CFU/100 mL	200	283.2	86400	-	26.7
5439000	8/8/2005	0.02	0.02	0.2732	0.01	11620	98.4913%	Fecal		CFU/100 mL	200	283.2	86400	-	26.7
5439000	8/9/2005	0.02	0.02	0.2732	0.01	11620	98.4913%	Fecal		CFU/100 mL	200	283.2	86400	-	26.7
5439000	9/14/2005	0.02	0.02	0.2732	0.01	11620	98.4913%	Fecal		CFU/100 mL	200	283.2	86400	-	26.7
5439000	10/6/2005	0.02	0.02	0.2732	0.01	11620	98.4913%	Fecal		CFU/100 mL	200	283.2	86400	-	26.7
5439000	10/10/2010	0.02	0.02	0.2732	0.01	11620	98.4913%	Fecal		CFU/100 mL	200	283.2	86400	-	26.7
5439000	9/14/2011	0.02	0.02	0.2732	0.01	11620	98.4913%	Fecal		CFU/100 mL	200	283.2	86400	-	26.7
5439000	8/11/2012	0.02	0.02	0.2732	0.01	11620	98.4913%	Fecal		CFU/100 mL	200	283.2	86400	-	26.7
5439000	8/12/2012	0.02	0.02	0.2732	0.01	11620	98.4913%	Fecal		CFU/100 mL	200	283.2	86400	-	26.7
5439000	8/23/2012	0.02	0.02	0.2732	0.01	11620	98.4913%	Fecal		CFU/100 mL	200	283.2	86400	-	26.7
5439000	8/24/2012	0.02	0.02	0.2732	0.01	11620	98.4913%	Fecal		CFU/100 mL	200	283.2	86400	-	26.7
5439000	8/25/2012	0.02	0.02	0.2732	0.01	11620	98.4913%	Fecal		CFU/100 mL	200	283.2	86400	-	26.7
5439000	9/1/2012	0.02	0.02	0.2732	0.01	11620	98.4913%	Fecal		CFU/100 mL	200	283.2	86400	-	26.7
5439000	9/30/2017	0.02	0.02	0.2732	0.01	11620	98.4913%	Fecal		CFU/100 mL	200	283.2	86400	-	26.7
5439000	10/1/2017	0.02	0.02	0.2732	0.01	11620	98.4913%	Fecal		CFU/100 mL	200	283.2	86400	-	26.7
5439000	10/2/2017	0.02	0.02	0.2732	0.01	11620	98.4913%	Fecal		CFU/100 mL	200	283.2	86400	-	26.7
5439000	10/3/2017	0.02	0.02	0.2732	0.01	11620	98.4913%	Fecal		CFU/100 mL	200	283.2	86400	-	26.7
5439000	10/4/2017	0.02	0.02	0.2732	0.01	11620	98.4913%	Fecal		CFU/100 mL	200	283.2	86400	-	26.7
5439000	9/25/1999	0.01	0.01	0.2732	0.00	11658	98.8134%	Fecal		CFU/100 mL	200	283.2	86400	-	13.4
5439000	1/20/2003	0.01	0.01	0.2732	0.00	11658	98.8134%	Fecal		CFU/100 mL	200	283.2	86400	-	13.4
5439000	1/21/2003	0.01	0.01	0.2732	0.00	11658	98.8134%	Fecal		CFU/100 mL	200	283.2	86400	-	13.4
5439000	1/22/2003	0.01	0.01	0.2732	0.00	11658	98.8134%	Fecal		CFU/100 mL	200	283.2	86400	-	13.4
5439000	1/23/2003	0.01	0.01	0.2732	0.00	11658	98.8134%	Fecal		CFU/100 mL	200	283.2	86400	-	13.4
5439000	1/24/2003	0.01	0.01	0.2732	0.00	11658	98.8134%	Fecal		CFU/100 mL	200	283.2	86400	-	13.4
5439000	1/25/2003	0.01	0.01	0.2732	0.00	11658	98.8134%	Fecal		CFU/100 mL	200	283.2	86400	-	13.4
5439000	1/26/2003	0.01	0.01	0.2732	0.00	11658	98.8134%	Fecal		CFU/100 mL	200	283.2	86400	-	13.4
5439000	1/28/2003	0.01	0.01	0.2732	0.00	11658	98.8134%	Fecal		CFU/100 mL	200	283.2	86400	-	13.4
5439000	1/29/2003	0.01	0.01	0.2732	0.00	11658	98.8134%	Fecal		CFU/100 mL	200	283.2	86400	-	13.4
5439000	1/30/2003	0.01	0.01	0.2732	0.00	11658	98.8134%	Fecal		CFU/100 mL	200	283.2	86400	-	13.4
5439000	1/31/2003	0.01	0.01	0.2732	0.00	11658	98.8134%	Fecal		CFU/100 mL	200	283.2	86400	-	13.4
5439000	2/1/2003	0.01	0.01	0.2732	0.00	11658	98.8134%	Fecal		CFU/100 mL	200	283.2	86400	-	13.4
5439000	2/2/2003	0.01	0.01	0.2732	0.00	11658	98.8134%	Fecal		CFU/100 mL	200	283.2	86400	-	13.4
5439000	2/5/2003	0.01	0.01	0.2732	0.00	11658	98.8134%	Fecal		CFU/100 mL	200	283.2	86400	-	13.4
5439000	2/6/2003	0.01	0.01	0.2732	0.00	11658	98.8134%	Fecal		CFU/100 mL	200	283.2	86400	-	13.4
5439000	2/7/2003	0.01	0.01	0.2732	0.00	11658	98.8134%	Fecal		CFU/100 mL	200	283.2	86400	-	13.4
5439000	2/8/2003	0.01	0.01	0.2732	0.00	11658	98.8134%	Fecal		CFU/100 mL	200	283.2	86400	-	13.4
5439000	2/9/2003	0.01	0.01	0.2732	0.00	11658	98.8134%	Fecal		CFU/100 mL	200	283.2	86400	-	13.4
5439000	2/13/2003	0.01	0.01	0.2732	0.00	11658	98.8134%	Fecal		CFU/100 mL	200	283.2	86400	-	13.4
5439000	2/14/2003	0.01	0.01	0.2732	0.00	11658	98.8134%	Fecal		CFU/100 mL	200	283.2	86400	-	13.4
5439000	2/15/2003	0.01	0.01	0.2732	0.00	11658	98.8134%	Fecal		CFU/100 mL	200	283.2	86400	-	13.4
5439000	2/16/2003	0.01	0.01	0.2732	0.00	11658	98.8134%	Fecal		CFU/100 mL	200	283.2	86400	-	13.4
5439000	2/17/2003	0.01	0.01	0.2732	0.00	11658	98.8134%	Fecal		CFU/100 mL	200	283.2	86400	-	13.4
5439000	2/18/2003	0.01	0.01	0.2732	0.00	11658	98.8134%	Fecal		CFU/100 mL	200	283.2	86400	-	13.4
5439000	2/19/2003	0.01	0.01	0.2732	0.00	11658	98.8134%	Fecal		CFU/100 mL	200	283.2	86400	-	13.4
5439000	2/20/2003	0.01	0.01	0.2732	0.00	11658	98.8134%	Fecal		CFU/100 mL	200	283.2	86400	-	13.4
5439000	2/21/2003	0.01	0.01	0.2732	0.00	11658	98.8134%	Fecal		CFU/100 mL	200	283.2	86400	-	13.4
5439000	2/22/2003	0.01	0.01	0.2732	0.00	11658	98.8134%	Fecal		CFU/100 mL	200	283.2	86400	-	13.4
5439000	2/23/2003	0.01	0.01	0.2732	0.00	11658	98.8134%	Fecal		CFU/100 mL	200	283.2	86400	-	13.4
5439000	2/24/2003	0.01	0.01	0.2732	0.00	11658	98.8134%	Fecal		CFU/100 mL	200	283.2	86400	-	13.4
5439000	8/25/2003	0.01	0.01	0.2732	0.00	11658	98.8134%	Fecal		CFU/100 mL	200	283.2	86400	-	13.4
5439000	9/21/2003	0.01	0.01	0.2732	0.00	11658	98.8134%	Fecal		CFU/100 mL	200	283.2	86400	-	13.4
5439000	10/7/2003	0.01	0.01	0.2732	0.00	11658	98.8134%	Fecal		CFU/100 mL	200	283.2	86400	-	13.4
5439000	10/7/2004	0.01	0.01	0.2732	0.00	11658	98.8134%	Fecal		CFU/100 mL	200	283.2	86400	-	13.4
5439000	8/26/2008	0.01	0.01	0.2732	0.00	11658	98.8134%	Fecal		CFU/100 mL	200	283.2	86400	-	13.4
5439000	10/15/2010	0.01	0.01	0.2732	0.00	11658	98.8134%	Fecal		CFU/100 mL	200	283.2	86400	-	13.4
5439000	10/20/2010	0.01	0.01	0.2732	0.00	11658	98.8134%	Fecal		CFU/100 mL	200	283.2	86400	-	13.4
5439000	9/16/2011	0.01	0.01	0.2732	0.00	11658	98.8134%	Fecal		CFU/100 mL	200	283.2	86400	-	13.4
5439000	9/23/2011	0.01	0.01	0.2732	0.00	11658	98.8134%	Fecal		CFU/100 mL	200	283.2	86400	-	13.4
5439000	10/5/2017	0.01	0.01	0.2732	0.00	11658	98.8134%	Fecal		CFU/100 mL	200	283.2	86400	-	13.4
5439000	10/6/2017	0.01	0.01	0.2732	0.00	11658	98.8134%	Fecal		CFU/100 mL	200	283.2	86400	-	13.4
5439000	10/7/2017	0.01	0.01	0.2732	0.00	11658	98.8134%	Fecal		CFU/100 mL	200	283.2	86400	-	13.4
5439000	10/8/2017	0.01	0.01	0.2732	0.00	11658	98.8134%	Fecal		CFU/100 mL	200	283.2	86400	-	13.4
5439000	10/9/2017	0.01	0.01	0.2732	0.00	11658	98.8134%	Fecal		CFU/100 mL	200	283.2	86400	-	13.4
5439000	8/24/1991	0	0	0.2732	0.00	11703	99.1948%	Fecal		CFU/100 mL	200	283.2	86400	-	4.9
5439000	9/11/1999	0	0	0.2732	0.00	11703	99.1948%	Fecal		CFU/100 mL	200	283.2	86400	-	4.9
5439000	9/24/1999	0	0	0.2732	0.00	11703	99.1948%	Fecal		CFU/100 mL	200	283.2	86400	-	4.9
5439000	1/27/2003	0	0	0.2732	0.00	11703	99.1948%	Fecal		CFU/100 mL	200	283.2	86400	-	4.9
5439000	2/10/2003	0	0	0.2732	0.00	11703	99.1948%	Fecal		CFU/100 mL	200	283.2	86400	-	4.9
5439000	2/11/2003	0	0	0.2732	0.00	11703	99.1948%	Fecal		CFU/100 mL	200	283.2	86400	-	4.9
5439000	2/12/2003	0	0	0.2732	0.00	11703	99.1948%	Fecal		CFU/100 mL	200	283.2	86400	-	4.9
5439000	8/26/2003	0	0	0.2732	0.00	11703	99.1948%	Fecal		CFU/100 mL	200	283.2	86400	-	4.9
5439000	8/27/2003	0	0	0.2732	0.00	11703	99.1948%	Fecal		CFU/100 mL	200	283.2	86400	-	4.9
5439000	8/30/2003	0	0	0.2732	0.00	11703	99.1948%	Fecal		CFU/100 mL	200	283.2	86400	-	4.9
5439000	9/5/2003	0	0	0.2732	0.00	11703	99.1948%	Fecal		CFU/100 mL	200	283.2	86400	-	4.9
5439000	9/6/2003	0	0	0.2732	0.00	11703	99.1948%	Fecal		CFU/100 mL	200	283.2	86400	-	4.9
5439000	9/7/2003	0	0	0.2732	0.00	11703	99.1948%	Fecal		CFU/100 mL	200	283.2	86400	-	4.9
5439000	9/8/2003	0	0	0.2732	0.00	11703	99.1948%	Fecal		CFU/100 mL	200	283.2	86400	-	4.9
5439000	9/9/2003	0	0	0.2732	0.00	11703	99.1948%	Fecal		CFU/100 mL	200	283.2	86400	-	4.9
5439000	9/10/2003	0	0	0.2732	0.00	11703	99.1948%	Fecal		CFU/100 mL	200	283.2	86400	-	4.9

Gage ID	Date	Discharge (CFS)	Gage Discharge (less Surrogate NPDES) (CFS)	Watershed Area Ratio	Calculated flow (CFS)	Rank	Flow Exceedance %	Parameter	Results	Units (mg or micro_gram	Limit/Standard	100mL/CF	sec/day	Actual Load (million colonies/day)	Allowable Load (million colonies/day)
5439000	9/11/2003	0	0	0.2732	0.00	11703	99.1948%	Fecal		CFU/100 mL	200	283.2	86400	-	4.9
5439000	9/18/2003	0	0	0.2732	0.00	11703	99.1948%	Fecal		CFU/100 mL	200	283.2	86400	-	4.9
5439000	9/19/2003	0	0	0.2732	0.00	11703	99.1948%	Fecal		CFU/100 mL	200	283.2	86400	-	4.9
5439000	9/20/2003	0	0	0.2732	0.00	11703	99.1948%	Fecal		CFU/100 mL	200	283.2	86400	-	4.9
5439000	9/23/2003	0	0	0.2732	0.00	11703	99.1948%	Fecal		CFU/100 mL	200	283.2	86400	-	4.9
5439000	9/25/2003	0	0	0.2732	0.00	11703	99.1948%	Fecal		CFU/100 mL	200	283.2	86400	-	4.9
5439000	10/8/2003	0	0	0.2732	0.00	11703	99.1948%	Fecal		CFU/100 mL	200	283.2	86400	-	4.9
5439000	10/9/2003	0	0	0.2732	0.00	11703	99.1948%	Fecal		CFU/100 mL	200	283.2	86400	-	4.9
5439000	10/10/2003	0	0	0.2732	0.00	11703	99.1948%	Fecal		CFU/100 mL	200	283.2	86400	-	4.9
5439000	9/25/2004	0	0	0.2732	0.00	11703	99.1948%	Fecal		CFU/100 mL	200	283.2	86400	-	4.9
5439000	9/26/2004	0	0	0.2732	0.00	11703	99.1948%	Fecal		CFU/100 mL	200	283.2	86400	-	4.9
5439000	10/11/2004	0	0	0.2732	0.00	11703	99.1948%	Fecal		CFU/100 mL	200	283.2	86400	-	4.9
5439000	10/12/2004	0	0	0.2732	0.00	11703	99.1948%	Fecal		CFU/100 mL	200	283.2	86400	-	4.9
5439000	10/13/2004	0	0	0.2732	0.00	11703	99.1948%	Fecal		CFU/100 mL	200	283.2	86400	-	4.9
5439000	8/28/2005	0	0	0.2732	0.00	11703	99.1948%	Fecal		CFU/100 mL	200	283.2	86400	-	4.9
5439000	8/29/2005	0	0	0.2732	0.00	11703	99.1948%	Fecal		CFU/100 mL	200	283.2	86400	-	4.9
5439000	8/30/2005	0	0	0.2732	0.00	11703	99.1948%	Fecal		CFU/100 mL	200	283.2	86400	-	4.9
5439000	8/31/2005	0	0	0.2732	0.00	11703	99.1948%	Fecal		CFU/100 mL	200	283.2	86400	-	4.9
5439000	9/1/2005	0	0	0.2732	0.00	11703	99.1948%	Fecal		CFU/100 mL	200	283.2	86400	-	4.9
5439000	9/2/2005	0	0	0.2732	0.00	11703	99.1948%	Fecal		CFU/100 mL	200	283.2	86400	-	4.9
5439000	9/3/2005	0	0	0.2732	0.00	11703	99.1948%	Fecal		CFU/100 mL	200	283.2	86400	-	4.9
5439000	9/4/2005	0	0	0.2732	0.00	11703	99.1948%	Fecal		CFU/100 mL	200	283.2	86400	-	4.9
5439000	9/5/2005	0	0	0.2732	0.00	11703	99.1948%	Fecal		CFU/100 mL	200	283.2	86400	-	4.9
5439000	9/6/2005	0	0	0.2732	0.00	11703	99.1948%	Fecal		CFU/100 mL	200	283.2	86400	-	4.9
5439000	9/7/2005	0	0	0.2732	0.00	11703	99.1948%	Fecal		CFU/100 mL	200	283.2	86400	-	4.9
5439000	9/8/2005	0	0	0.2732	0.00	11703	99.1948%	Fecal		CFU/100 mL	200	283.2	86400	-	4.9
5439000	9/9/2005	0	0	0.2732	0.00	11703	99.1948%	Fecal		CFU/100 mL	200	283.2	86400	-	4.9
5439000	9/10/2005	0	0	0.2732	0.00	11703	99.1948%	Fecal		CFU/100 mL	200	283.2	86400	-	4.9
5439000	9/11/2005	0	0	0.2732	0.00	11703	99.1948%	Fecal		CFU/100 mL	200	283.2	86400	-	4.9
5439000	9/12/2005	0	0	0.2732	0.00	11703	99.1948%	Fecal		CFU/100 mL	200	283.2	86400	-	4.9
5439000	9/13/2005	0	0	0.2732	0.00	11703	99.1948%	Fecal		CFU/100 mL	200	283.2	86400	-	4.9
5439000	9/18/2005	0	0	0.2732	0.00	11703	99.1948%	Fecal		CFU/100 mL	200	283.2	86400	-	4.9
5439000	9/23/2005	0	0	0.2732	0.00	11703	99.1948%	Fecal		CFU/100 mL	200	283.2	86400	-	4.9
5439000	10/7/2005	0	0	0.2732	0.00	11703	99.1948%	Fecal		CFU/100 mL	200	283.2	86400	-	4.9
5439000	10/8/2005	0	0	0.2732	0.00	11703	99.1948%	Fecal		CFU/100 mL	200	283.2	86400	-	4.9
5439000	10/9/2005	0	0	0.2732	0.00	11703	99.1948%	Fecal		CFU/100 mL	200	283.2	86400	-	4.9
5439000	10/10/2005	0	0	0.2732	0.00	11703	99.1948%	Fecal		CFU/100 mL	200	283.2	86400	-	4.9
5439000	10/11/2005	0	0	0.2732	0.00	11703	99.1948%	Fecal		CFU/100 mL	200	283.2	86400	-	4.9
5439000	10/12/2005	0	0	0.2732	0.00	11703	99.1948%	Fecal		CFU/100 mL	200	283.2	86400	-	4.9
5439000	10/13/2005	0	0	0.2732	0.00	11703	99.1948%	Fecal		CFU/100 mL	200	283.2	86400	-	4.9
5439000	10/14/2005	0	0	0.2732	0.00	11703	99.1948%	Fecal		CFU/100 mL	200	283.2	86400	-	4.9
5439000	10/15/2005	0	0	0.2732	0.00	11703	99.1948%	Fecal		CFU/100 mL	200	283.2	86400	-	4.9
5439000	10/16/2005	0	0	0.2732	0.00	11703	99.1948%	Fecal		CFU/100 mL	200	283.2	86400	-	4.9
5439000	10/17/2005	0	0	0.2732	0.00	11703	99.1948%	Fecal		CFU/100 mL	200	283.2	86400	-	4.9
5439000	10/18/2005	0	0	0.2732	0.00	11703	99.1948%	Fecal		CFU/100 mL	200	283.2	86400	-	4.9
5439000	10/19/2005	0	0	0.2732	0.00	11703	99.1948%	Fecal		CFU/100 mL	200	283.2	86400	-	4.9
5439000	10/20/2005	0	0	0.2732	0.00	11703	99.1948%	Fecal		CFU/100 mL	200	283.2	86400	-	4.9
5439000	10/21/2005	0	0	0.2732	0.00	11703	99.1948%	Fecal		CFU/100 mL	200	283.2	86400	-	4.9
5439000	10/22/2005	0	0	0.2732	0.00	11703	99.1948%	Fecal		CFU/100 mL	200	283.2	86400	-	4.9
5439000	10/24/2005	0	0	0.2732	0.00	11703	99.1948%	Fecal		CFU/100 mL	200	283.2	86400	-	4.9
5439000	10/25/2005	0	0	0.2732	0.00	11703	99.1948%	Fecal		CFU/100 mL	200	283.2	86400	-	4.9
5439000	10/26/2005	0	0	0.2732	0.00	11703	99.1948%	Fecal		CFU/100 mL	200	283.2	86400	-	4.9
5439000	10/27/2005	0	0	0.2732	0.00	11703	99.1948%	Fecal		CFU/100 mL	200	283.2	86400	-	4.9
5439000	10/28/2005	0	0	0.2732	0.00	11703	99.1948%	Fecal		CFU/100 mL	200	283.2	86400	-	4.9
5439000	10/29/2005	0	0	0.2732	0.00	11703	99.1948%	Fecal		CFU/100 mL	200	283.2	86400	-	4.9
5439000	10/30/2005	0	0	0.2732	0.00	11703	99.1948%	Fecal		CFU/100 mL	200	283.2	86400	-	4.9
5439000	10/31/2005	0	0	0.2732	0.00	11703	99.1948%	Fecal		CFU/100 mL	200	283.2	86400	-	4.9
5439000	11/1/2005	0	0	0.2732	0.00	11703	99.1948%	Fecal		CFU/100 mL	200	283.2	86400	-	4.9
5439000	11/2/2005	0	0	0.2732	0.00	11703	99.1948%	Fecal		CFU/100 mL	200	283.2	86400	-	4.9
5439000	11/3/2005	0	0	0.2732	0.00	11703	99.1948%	Fecal		CFU/100 mL	200	283.2	86400	-	4.9
5439000	11/4/2005	0	0	0.2732	0.00	11703	99.1948%	Fecal		CFU/100 mL	200	283.2	86400	-	4.9
5439000	8/15/2006	0	0	0.2732	0.00	11703	99.1948%	Fecal		CFU/100 mL	200	283.2	86400	-	4.9
5439000	8/16/2006	0	0	0.2732	0.00	11703	99.1948%	Fecal		CFU/100 mL	200	283.2	86400	-	4.9
5439000	8/17/2006	0	0	0.2732	0.00	11703	99.1948%	Fecal		CFU/100 mL	200	283.2	86400	-	4.9
5439000	8/22/2006	0	0	0.2732	0.00	11703	99.1948%	Fecal		CFU/100 mL	200	283.2	86400	-	4.9
5439000	8/23/2006	0	0	0.2732	0.00	11703	99.1948%	Fecal		CFU/100 mL	200	283.2	86400	-	4.9
5439000	8/24/2006	0	0	0.2732	0.00	11703	99.1948%	Fecal		CFU/100 mL	200	283.2	86400	-	4.9
5439000	8/25/2006	0	0	0.2732	0.00	11703	99.1948%	Fecal		CFU/100 mL	200	283.2	86400	-	4.9
5439000	8/26/2006	0	0	0.2732	0.00	11703	99.1948%	Fecal		CFU/100 mL	200	283.2	86400	-	4.9
5439000	8/27/2006	0	0	0.2732	0.00	11703	99.1948%	Fecal		CFU/100 mL	200	283.2	86400	-	4.9
5439000	9/1/2006	0	0	0.2732	0.00	11703	99.1948%	Fecal		CFU/100 mL	200	283.2	86400	-	4.9
5439000	9/2/2006	0	0	0.2732	0.00	11703	99.1948%	Fecal		CFU/100 mL	200	283.2	86400	-	4.9
5439000	8/25/2008	0	0	0.2732	0.00	11703	99.1948%	Fecal		CFU/100 mL	200	283.2	86400	-	4.9
5439000	9/1/2008	0	0	0.2732	0.00	11703	99.1948%	Fecal		CFU/100 mL	200	283.2	86400	-	4.9
5439000	9/2/2008	0	0	0.2732	0.00	11703	99.1948%	Fecal		CFU/100 mL	200	283.2	86400	-	4.9
5439000	9/3/2008	0	0	0.2732	0.00	11703	99.1948%	Fecal		CFU/100 mL	200	283.2	86400	-	4.9
5439000	9/17/2011	0	0	0.2732	0.00	11703	99.1948%	Fecal		CFU/100 mL	200	283.2	86400	-	4.9
5439000	9/24/2011	0	0	0.2732	0.00	11703	99.1948%	Fecal		CFU/100 mL	200	283.2	86400	-	4.9
5439000	9/25/2011	0	0	0.2732	0.00	11703	99.1948%	Fecal		CFU/100 mL	200	283.2	86400	-	4.9

Gage ID	Date	Discharge (CFS)	Gage Discharge (less Surrogate NPDES) (CFS)	Watershed Area Ratio	Calculated flow (CFS)	Rank	Flow Exceedance %	Parameter	Results	Units (mg or micro_gram	Limit/Standard	100mL/CF	sec/day	Actual Load (million colonies/day)	Allowable Load (million colonies/day)
5439000	8/24/2007	2890	2890	0.2602	752.06	1	0.0085%	Fecal		CFU/100 mL	200	283.2	86400	-	3,680,360.8
5439000	8/25/2007	2440	2440	0.2602	634.96	2	0.0170%	Fecal		CFU/100 mL	200	283.2	86400	-	3,107,294.3
5439000	7/18/1996	1980	1980	0.2602	515.25	3	0.0254%	Fecal		CFU/100 mL	200	283.2	86400	-	2,521,492.9
5439000	9/14/2008	1830	1830	0.2602	476.22	4	0.0339%	Fecal		CFU/100 mL	200	283.2	86400	-	2,330,470.7
5439000	9/15/2008	1820	1820	0.2602	473.62	5	0.0424%	Fecal		CFU/100 mL	200	283.2	86400	-	2,317,735.9
5439000	7/19/1996	1680	1680	0.2602	437.18	6	0.0509%	Fecal		CFU/100 mL	200	283.2	86400	-	2,139,448.5
5439000	8/26/2007	1620	1620	0.2602	421.57	7	0.0593%	Fecal		CFU/100 mL	200	283.2	86400	-	2,063,039.6
5439000	2/21/1997	1580	1580	0.2602	411.16	8	0.0678%	Fecal		CFU/100 mL	200	283.2	86400	-	2,012,100.4
5439000	5/15/2020	1580	1580	0.2602	411.16	8	0.0678%	Fecal		CFU/100 mL	200	283.2	86400	-	2,012,100.4
5439000	5/12/2016	1560	1560	0.2602	405.96	10	0.0848%	Fecal		CFU/100 mL	200	283.2	86400	-	1,986,630.8
5439000	4/18/2013	1550	1550	0.2602	403.35	11	0.0932%	Fecal		CFU/100 mL	200	283.2	86400	-	1,973,895.9
5439000	2/22/1997	1490	1490	0.2602	387.74	12	0.1017%	Fecal		CFU/100 mL	200	283.2	86400	-	1,897,487.1
5439000	4/19/2013	1430	1430	0.2602	372.13	13	0.1102%	Fecal		CFU/100 mL	200	283.2	86400	-	1,821,078.2
5439000	6/16/2015	1310	1310	0.2602	340.90	14	0.1187%	Fecal		CFU/100 mL	200	283.2	86400	-	1,668,260.4
5439000	5/13/2016	1270	1270	0.2602	330.49	15	0.1271%	Fecal		CFU/100 mL	200	283.2	86400	-	1,617,321.2
5439000	9/16/2008	1220	1220	0.2602	317.48	16	0.1356%	Fecal		CFU/100 mL	200	283.2	86400	-	1,553,647.1
5439000	3/24/1993	1210	1210	0.2602	314.88	17	0.1441%	Fecal		CFU/100 mL	200	283.2	86400	-	1,540,912.3
5439000	7/20/1996	1190	1190	0.2602	309.67	18	0.1526%	Fecal		CFU/100 mL	200	283.2	86400	-	1,515,442.7
5439000	2/20/1994	1180	1180	0.2602	307.07	19	0.1610%	Fecal		CFU/100 mL	200	283.2	86400	-	1,502,707.9
5439000	3/9/2009	1170	1170	0.2602	304.47	20	0.1695%	Fecal		CFU/100 mL	200	283.2	86400	-	1,489,973.1
5439000	8/6/1996	1130	1130	0.2602	294.06	21	0.1780%	Fecal		CFU/100 mL	200	283.2	86400	-	1,439,033.8
5439000	5/31/2004	1130	1130	0.2602	294.06	21	0.1780%	Fecal		CFU/100 mL	200	283.2	86400	-	1,439,033.8
5439000	5/26/1991	1120	1120	0.2602	291.46	23	0.1949%	Fecal		CFU/100 mL	200	283.2	86400	-	1,426,299.0
5439000	3/3/2008	1120	1120	0.2602	291.46	23	0.1949%	Fecal		CFU/100 mL	200	283.2	86400	-	1,426,299.0
5439000	5/30/2011	1120	1120	0.2602	291.46	23	0.1949%	Fecal		CFU/100 mL	200	283.2	86400	-	1,426,299.0
5439000	5/16/2020	1110	1110	0.2602	288.85	26	0.2204%	Fecal		CFU/100 mL	200	283.2	86400	-	1,413,564.2
5439000	5/29/1996	1100	1100	0.2602	286.25	27	0.2289%	Fecal		CFU/100 mL	200	283.2	86400	-	1,400,829.4
5439000	6/17/2015	1070	1070	0.2602	278.44	28	0.2373%	Fecal		CFU/100 mL	200	283.2	86400	-	1,362,624.9
5439000	8/23/2007	1050	1050	0.2602	273.24	29	0.2458%	Fecal		CFU/100 mL	200	283.2	86400	-	1,337,155.3
5439000	6/5/2002	1040	1040	0.2602	270.64	30	0.2543%	Fecal		CFU/100 mL	200	283.2	86400	-	1,324,420.5
5439000	3/29/2020	1030	1030	0.2602	268.04	31	0.2628%	Fecal		CFU/100 mL	200	283.2	86400	-	1,311,685.7
5439000	8/27/2007	1010	1010	0.2602	262.83	32	0.2712%	Fecal		CFU/100 mL	200	283.2	86400	-	1,286,216.1
5439000	5/18/2020	999	999	0.2602	259.97	33	0.2797%	Fecal		CFU/100 mL	200	283.2	86400	-	1,272,207.8
5439000	2/25/2001	992	992	0.2602	258.15	34	0.2882%	Fecal		CFU/100 mL	200	283.2	86400	-	1,263,293.4
5439000	2/23/1997	968	968	0.2602	251.90	35	0.2967%	Fecal		CFU/100 mL	200	283.2	86400	-	1,232,729.9
5439000	3/11/2013	956	956	0.2602	248.78	36	0.3051%	Fecal		CFU/100 mL	200	283.2	86400	-	1,217,448.1
5439000	12/28/2008	932	932	0.2602	242.53	37	0.3136%	Fecal		CFU/100 mL	200	283.2	86400	-	1,186,884.5
5439000	9/13/2008	930	930	0.2602	242.01	38	0.3221%	Fecal		CFU/100 mL	200	283.2	86400	-	1,184,337.6
5439000	7/19/1993	921	921	0.2602	239.67	39	0.3306%	Fecal		CFU/100 mL	200	283.2	86400	-	1,172,876.2
5439000	6/1/2004	921	921	0.2602	239.67	39	0.3306%	Fecal		CFU/100 mL	200	283.2	86400	-	1,172,876.2
5439000	3/10/2019	912	912	0.2602	237.33	41	0.3475%	Fecal		CFU/100 mL	200	283.2	86400	-	1,161,414.9
5439000	5/14/2010	901	901	0.2602	234.47	42	0.3560%	Fecal		CFU/100 mL	200	283.2	86400	-	1,147,406.6
5439000	3/8/2009	899	899	0.2602	233.95	43	0.3645%	Fecal		CFU/100 mL	200	283.2	86400	-	1,144,859.7
5439000	3/14/2019	894	894	0.2602	232.64	44	0.3729%	Fecal		CFU/100 mL	200	283.2	86400	-	1,138,492.2
5439000	5/1/2019	888	888	0.2602	231.08	45	0.3814%	Fecal		CFU/100 mL	200	283.2	86400	-	1,130,851.4
5439000	2/21/2018	887	887	0.2602	230.82	46	0.3899%	Fecal		CFU/100 mL	200	283.2	86400	-	1,129,577.9
5439000	6/18/2015	875	875	0.2602	227.70	47	0.3984%	Fecal		CFU/100 mL	200	283.2	86400	-	1,114,296.1
5439000	5/13/2010	873	873	0.2602	227.18	48	0.4068%	Fecal		CFU/100 mL	200	283.2	86400	-	1,111,749.1
5439000	5/1/2017	863	863	0.2602	224.58	49	0.4153%	Fecal		CFU/100 mL	200	283.2	86400	-	1,099,014.3
5439000	5/14/2016	852	852	0.2602	221.72	50	0.4238%	Fecal		CFU/100 mL	200	283.2	86400	-	1,085,006.0
5439000	6/14/1999	849	849	0.2602	220.93	51	0.4323%	Fecal		CFU/100 mL	200	283.2	86400	-	1,081,185.6
5439000	2/20/2018	849	849	0.2602	220.93	51	0.4323%	Fecal		CFU/100 mL	200	283.2	86400	-	1,081,185.6
5439000	4/20/2013	846	846	0.2602	220.15	53	0.4492%	Fecal		CFU/100 mL	200	283.2	86400	-	1,077,365.1
5439000	3/23/1993	845	845	0.2602	219.89	54	0.4577%	Fecal		CFU/100 mL	200	283.2	86400	-	1,076,091.7
5439000	3/12/2013	843	843	0.2602	219.37	55	0.4662%	Fecal		CFU/100 mL	200	283.2	86400	-	1,073,544.7
5439000	9/17/2008	836	836	0.2602	217.55	56	0.4747%	Fecal		CFU/100 mL	200	283.2	86400	-	1,064,630.3
5439000	5/2/2019	826	826	0.2602	214.95	57	0.4831%	Fecal		CFU/100 mL	200	283.2	86400	-	1,051,895.5
5439000	6/25/1994	825	825	0.2602	214.69	58	0.4916%	Fecal		CFU/100 mL	200	283.2	86400	-	1,050,622.0
5439000	3/4/1993	824	824	0.2602	214.43	59	0.5001%	Fecal		CFU/100 mL	200	283.2	86400	-	1,049,348.6
5439000	5/27/1991	820	820	0.2602	213.39	60	0.5086%	Fecal		CFU/100 mL	200	283.2	86400	-	1,044,254.6
5439000	3/10/2009	819	819	0.2602	213.13	61	0.5170%	Fecal		CFU/100 mL	200	283.2	86400	-	1,042,981.1
5439000	4/30/2019	818	818	0.2602	212.87	62	0.5255%	Fecal		CFU/100 mL	200	283.2	86400	-	1,041,707.7
5439000	5/22/2004	811	811	0.2602	211.05	63	0.5340%	Fecal		CFU/100 mL	200	283.2	86400	-	1,032,793.3
5439000	6/9/1993	803	803	0.2602	208.96	64	0.5425%	Fecal		CFU/100 mL	200	283.2	86400	-	1,022,605.4
5439000	5/14/2011	798	798	0.2602	207.66	65	0.5509%	Fecal		CFU/100 mL	200	283.2	86400	-	1,016,238.0
5439000	2/27/2009	791	791	0.2602	205.84	66	0.5594%	Fecal		CFU/100 mL	200	283.2	86400	-	1,007,323.7
5439000	3/12/2014	790	790	0.2602	205.58	67	0.5679%	Fecal		CFU/100 mL	200	283.2	86400	-	1,006,050.2
5439000	4/16/1993	788	788	0.2602	205.06	68	0.5764%	Fecal		CFU/100 mL	200	283.2	86400	-	1,003,503.2
5439000	5/17/2020	777	777	0.2602	202.20	69	0.5848%	Fecal		CFU/100 mL	200	283.2	86400	-	989,494.9
5439000	5/3/2019	768	768	0.2602	199.86	70	0.5933%	Fecal		CFU/100 mL	200	283.2	86400	-	978,033.6
5439000	2/10/2001	766	766	0.2602	199.34	71	0.6018%	Fecal		CFU/100 mL	200	283.2	86400	-	975,486.6
5439000	5/30/1996	760	760	0.2602	197.77	72	0.6103%	Fecal		CFU/100 mL	200	283.2	86400	-	967,845.8
5439000	3/11/2014	756	756	0.2602	196.73	73	0.6187%	Fecal		CFU/100 mL	200	283.2	86400	-	962,751.8
5439000	12/29/2008	754	754	0.2602	196.21	74	0.6272%	Fecal		CFU/100 mL	200	283.2	86400	-	960,204.9
5439000	3/1/1997	753	753	0.2602	195.95	75	0.6357%	Fecal		CFU/100 mL	200	283.2	86400	-	958,931.4
5439000	8/7/1996	751	751	0.2602	195.43	76	0.6442%	Fecal		CFU/100 mL	200	283.2	86400	-	956,384.4
5439000	2/19/1994	750	750	0.2602	195.17	77	0.6527%	Fecal		CFU/100 mL	200	283.2	86400	-	955,110.9
5439000	3/28/2020	747	747	0.2602	194.39	78	0.6611%	Fecal		CFU/100 mL	200	283.2	86400	-	951,290.5
5439000	4/23/1999	741	741	0.2602	192.83	79	0.6696%	Fecal		CFU/100 mL	200	283.2	86400	-	943,649.6
5439000	2/5/1991	740	740	0.2602	192.57	80	0.6781%	Fecal		CFU/100 mL	200	283.2	86400	-	942,376.1
5439000	6/10/2011	739	739	0.2602	192.31	81	0.6866%	Fecal		CFU/100 mL	200	283.2	86400	-	941,102.6
5439000	6/13/2000	736	736	0.2602	191.53	82	0.6950%	Fecal		CFU/100 mL	200	283.2	86400	-	937,282.2
5439000	6/6/2002	732	732	0.2602	190.49	83	0.7035%	Fecal		CFU/100 mL	200	283.2	86400	-	932,188.3
5439000	3/13/2019	728	728	0.2602	189.45	84	0.7120%	Fecal		CFU/100 mL	200	283.2	86400	-	927,094.4
5439000	2/21/1994	726	726	0.2602	188.93	85	0.7205%	Fecal		CFU/100 mL	200	283.2	86400	-	924,547.4
5439000	4/30/2017	725	725	0.2602	188.67	86	0.7289%	Fecal		CFU/100 mL	200	283.2	86400	-	923,273.9
5439000	1/23/1999	721	721	0.2602	187.63	87	0.7374%	Fecal		CFU/100 mL	200	283.2	86400	-	918,180.0
5439000	6/15/2015	721	721	0.2602	187.63	87	0.7374%	Fecal		CFU/100 mL	200	283.2	86400	-	918,180.0
5439000	5/11/2003	714	714	0.2602	185.80	89	0.7544%	Fecal		CFU/100 mL	200	283.2	86400	-	909,265.6
5439000	10/3/2019	714	714	0.2602	185.80	89	0.7544%	Fecal		CFU/100 mL	200	283.2	86400	-	909,265.6
5439000	5/8/1998	713	713	0.2602	185.54	91	0.7713%	Fecal		CFU/100 mL	200	283.2	86400	-	907,992.1
5439000	5/23/2004	710	710	0.2602	184.76	92	0.7798%	Fecal		CFU/100 mL	200	283.2	86400	-	904,171.7
5439000	7/21/1996	705	705	0.2602	183.46	93	0.7883%	Fecal		CFU/100 mL	200	283.2	86400	-	897,804.3
5439000	6/13/1999	704	704	0.2602	183.20	94	0.7967%	Fecal		CFU/100 mL	200	283.2	86400	-	896,530.8
5439000	3/25/1993	702	702	0.2602	182.68	95	0.8052%	Fecal		CFU/100 mL	200	283.2	86400	-	893,983.8
5439000	6/24/1994	701	701	0.2602	182.42	96	0.8137%	Fecal		CFU/100 mL	200	283.2	86400	-	892,710.4
5439000	5/31/2011	701	701	0.2602	182.42	96	0.8137%	Fecal		CFU/100 mL	200	283.2	86400	-	892,710.4
5439000	6/14/2000	700	700	0.2602	182.16	98	0.8306%	Fecal		CFU/100 mL	200	283.2	86400	-	891,436.9
5439000	5/21/2004	698	698	0.2602	181.64	99	0.8391%	Fecal		CFU/100 mL	200	283.2	86400	-	888,889.9
5439000	5/30/2019	698	698	0.2602	181.64	99	0.8391%	Fecal		CFU/100 mL	200	283.2	86400	-	888,889.9
5439000	5/24/1995	697	697	0.2602	181.38	101	0.8561%	Fecal		CFU/100 mL	200	283.2	86400	-	887,616.4
5439000	5/2/2017	694	694	0.2602	180.60	102	0.8646%	Fecal		CFU/100 mL	200	283.2	86400	-	883,796.0
5439000	8/7/2007	684	684	0.2602	178.00	103	0.8730%	Fecal		CFU/100 mL	200	283.2	86400	-	871,061.2
5439000	4/11/2008	684	684	0.2602	178.00	103	0.8730%	Fecal		CFU/100 mL	200	283.2	86400	-	871,061.2
5439000	6/4/2002	683	683	0.2602	177.74	105	0.8900%	Fecal		CFU/100 mL	200	283.2	86400	-	869,787.7
5439000	5/28/1996	678	678	0.2602	176.44	106	0.8985%	Fecal		CFU/100 mL	200	283.2	86400	-	863,420.3
5439000	9/13/2019	676	676	0.2602	175.91	107	0.9069%	Fecal		CFU/100 mL	200	283.2	86400	-	860,873.3
5439000	6/12/2000	669	669	0.2602	174.09	108	0.9154%	Fecal		CFU/100 mL	200	283.2	86400	-	851,959.0
5439000	12/26/2009	668	668	0.2602	173.83	109	0.9239%	Fecal		CFU/100 mL	200	283.2	86400	-	850,685.5
5439000	3/4/2008	666	666	0.2602	173.31	110	0.9324%	Fecal		CFU/100 mL	200	283.2	86400	-	848,138.5
5439000	7/1/2014	666	666	0.2602	173.31	110	0.9324%	Fecal		CFU/100 mL	200	283.2	86400	-	848,138.5
5439000	6/11/2018	665	665	0.2602	173.05	112	0.9493%	Fecal		CFU/100 mL	200	283.2	86400	-	846,865.0
5439000	10/27/2019	662	662	0.2602	172.27	113	0.9578%	Fecal		CFU/100 mL	200	283.2	86400	-	843,044.6
5439000	4/1/1993	657	657	0.2602	170.97	114	0.9663%	Fecal		CFU/100 mL	200	283.2	86400	-	836,677.2
5439000	8/8/2007	652	652	0.2602	169.67	115	0.9747%	Fecal		CFU/100 mL	200	283.2	86400	-	830,309.8
5439000	12/14/2015	646	646	0.2602	168.11	116	0.9832%	Fecal		CFU/100 mL	200	283.2	86400	-	822,668.9
5439000	1/24/1999	643	643	0.2602	167.33	117	0.9917%	Fecal		CFU/100 mL	200	283.2	86400	-	818,848.4
5439000	6/10/2018	642	642	0.2602	167.07	118	1.0002%	Fecal		CFU/100 mL	200	283.2	86400	-	817,575.0
5439000	12/15/2015	639	639	0.2602	166.29	119	1.0086%	Fecal		CFU/100 mL	200	283.2	86400	-	813,754.5
5439000	2/9/2001	636	636	0.2602	165.51	120	1.0171%	Fecal		CFU/100 mL	200	283.2	86400	-	809,934.1
5439000	6/8/1993	634	634	0.2602	164.99	121	1.0256%	Fecal		CFU/100 mL	200	283.2	86400	-	807,387.1
5439000	1/4/1993	633	633	0.2602	164.72	122	1.0341%	Fecal		CFU/100 mL	200	283.2	86400	-	806,113.6
5439000	12/30/2008	626	626	0.2602	162.90	123	1.0425%	Fecal		CFU/100 mL	200	283.2	86400	-	797,199.3
5439000	12/25/2009	625	625	0.2602	162.64	124	1.0510%	Fecal		CFU/100 mL	200	283.2	86400	-	795,925.8
5439000	7/20/2007	621	621	0.2602	161.60	125	1.0595%	Fecal		CFU/100 mL	200	283.2	86400	-	790,831.9

Gage ID	Date	Discharge (CFS)	Gage Discharge (less Surrogate NPDES) (CFS)	Watershed Area Ratio	Calculated flow (CFS)	Rank	Flow Exceedance %	Parameter	Results	Units (mg or micro_gram	Limit/Standard	100mL/CF	sec/day	Actual Load (million colonies/day)	Allowable Load (million colonies/day)
5439000	6/2/1999	620	620	0.2602	161.34	126	1.0680%	Fecal		CFU/100 mL	200	283.2	86400	-	789,558.4
5439000	10/31/2009	620	620	0.2602	161.34	126	1.0680%	Fecal		CFU/100 mL	200	283.2	86400	-	789,558.4
5439000	5/31/2019	619	619	0.2602	161.08	128	1.0849%	Fecal		CFU/100 mL	200	283.2	86400	-	788,284.9
5439000	3/15/2019	618	618	0.2602	160.82	129	1.0934%	Fecal		CFU/100 mL	200	283.2	86400	-	787,011.4
5439000	4/29/2019	614	614	0.2602	159.78	130	1.1019%	Fecal		CFU/100 mL	200	283.2	86400	-	781,917.5
5439000	3/11/1990	612	612	0.2602	159.26	131	1.1104%	Fecal		CFU/100 mL	200	283.2	86400	-	779,370.5
5439000	5/19/2020	610	610	0.2602	158.74	132	1.1188%	Fecal		CFU/100 mL	200	283.2	86400	-	776,823.6
5439000	3/30/2020	609	609	0.2602	158.48	133	1.1273%	Fecal		CFU/100 mL	200	283.2	86400	-	775,550.1
5439000	5/12/2002	608	608	0.2602	158.22	134	1.1358%	Fecal		CFU/100 mL	200	283.2	86400	-	774,276.6
5439000	3/13/2014	605	605	0.2602	157.44	135	1.1443%	Fecal		CFU/100 mL	200	283.2	86400	-	770,456.2
5439000	3/31/2017	603	603	0.2602	156.92	136	1.1527%	Fecal		CFU/100 mL	200	283.2	86400	-	767,909.2
5439000	6/18/1996	600	600	0.2602	156.14	137	1.1612%	Fecal		CFU/100 mL	200	283.2	86400	-	764,088.8
5439000	3/11/2009	598	598	0.2602	155.62	138	1.1697%	Fecal		CFU/100 mL	200	283.2	86400	-	761,541.8
5439000	3/12/1990	594	594	0.2602	154.58	139	1.1782%	Fecal		CFU/100 mL	200	283.2	86400	-	756,447.9
5439000	2/26/2001	593	593	0.2602	154.32	140	1.1866%	Fecal		CFU/100 mL	200	283.2	86400	-	755,174.4
5439000	11/28/1990	592	592	0.2602	154.06	141	1.1951%	Fecal		CFU/100 mL	200	283.2	86400	-	753,900.9
5439000	9/14/2019	583	583	0.2602	151.71	142	1.2036%	Fecal		CFU/100 mL	200	283.2	86400	-	742,439.6
5439000	8/28/2007	582	582	0.2602	151.45	143	1.2121%	Fecal		CFU/100 mL	200	283.2	86400	-	741,166.1
5439000	6/30/2013	580	580	0.2602	150.93	144	1.2205%	Fecal		CFU/100 mL	200	283.2	86400	-	738,619.1
5439000	3/15/2014	577	577	0.2602	150.15	145	1.2290%	Fecal		CFU/100 mL	200	283.2	86400	-	734,798.7
5439000	5/9/2019	575	575	0.2602	149.63	146	1.2375%	Fecal		CFU/100 mL	200	283.2	86400	-	732,251.7
5439000	3/3/1993	574	574	0.2602	149.37	147	1.2460%	Fecal		CFU/100 mL	200	283.2	86400	-	730,978.2
5439000	9/29/2019	574	574	0.2602	149.37	147	1.2460%	Fecal		CFU/100 mL	200	283.2	86400	-	730,978.2
5439000	12/2/2018	573	573	0.2602	149.11	149	1.2629%	Fecal		CFU/100 mL	200	283.2	86400	-	729,704.8
5439000	5/29/2011	571	571	0.2602	148.59	150	1.2714%	Fecal		CFU/100 mL	200	283.2	86400	-	727,157.8
5439000	7/19/2007	570	570	0.2602	148.33	151	1.2799%	Fecal		CFU/100 mL	200	283.2	86400	-	725,884.3
5439000	6/15/2000	567	567	0.2602	147.55	152	1.2884%	Fecal		CFU/100 mL	200	283.2	86400	-	722,063.9
5439000	7/2/2014	566	566	0.2602	147.29	153	1.2968%	Fecal		CFU/100 mL	200	283.2	86400	-	720,790.4
5439000	2/24/2019	562	562	0.2602	146.25	154	1.3053%	Fecal		CFU/100 mL	200	283.2	86400	-	715,696.5
5439000	3/2/2007	561	561	0.2602	145.99	155	1.3138%	Fecal		CFU/100 mL	200	283.2	86400	-	714,423.0
5439000	3/13/2013	561	561	0.2602	145.99	155	1.3138%	Fecal		CFU/100 mL	200	283.2	86400	-	714,423.0
5439000	12/27/2008	559	559	0.2602	145.47	157	1.3307%	Fecal		CFU/100 mL	200	283.2	86400	-	711,876.0
5439000	6/14/1993	558	558	0.2602	145.21	158	1.3392%	Fecal		CFU/100 mL	200	283.2	86400	-	710,602.5
5439000	5/29/2019	557	557	0.2602	144.95	159	1.3477%	Fecal		CFU/100 mL	200	283.2	86400	-	709,329.1
5439000	4/17/1993	555	555	0.2602	144.43	160	1.3562%	Fecal		CFU/100 mL	200	283.2	86400	-	706,782.1
5439000	5/15/2011	555	555	0.2602	144.43	160	1.3562%	Fecal		CFU/100 mL	200	283.2	86400	-	706,782.1
5439000	5/15/2016	555	555	0.2602	144.43	160	1.3562%	Fecal		CFU/100 mL	200	283.2	86400	-	706,782.1
5439000	6/11/2011	550	550	0.2602	143.13	163	1.3816%	Fecal		CFU/100 mL	200	283.2	86400	-	700,414.7
5439000	4/16/1998	548	548	0.2602	142.61	164	1.3901%	Fecal		CFU/100 mL	200	283.2	86400	-	697,867.7
5439000	6/9/2011	547	547	0.2602	142.35	165	1.3985%	Fecal		CFU/100 mL	200	283.2	86400	-	696,594.2
5439000	9/23/2019	547	547	0.2602	142.35	165	1.3985%	Fecal	2480	CFU/100 mL	200	283.2	86400	8,637,769	696,594.2
5439000	9/26/1993	542	542	0.2602	141.04	167	1.4155%	Fecal		CFU/100 mL	200	283.2	86400	-	690,226.8
5439000	5/13/1999	542	542	0.2602	141.04	167	1.4155%	Fecal		CFU/100 mL	200	283.2	86400	-	690,226.8
5439000	3/10/2021	540	540	0.2602	140.52	169	1.4324%	Fecal		CFU/100 mL	200	283.2	86400	-	687,679.9
5439000	11/6/1994	538	538	0.2602	140.00	170	1.4409%	Fecal		CFU/100 mL	200	283.2	86400	-	685,132.9
5439000	6/2/2004	538	538	0.2602	140.00	170	1.4409%	Fecal		CFU/100 mL	200	283.2	86400	-	685,132.9
5439000	3/12/2015	537	537	0.2602	139.74	172	1.4579%	Fecal		CFU/100 mL	200	283.2	86400	-	683,859.4
5439000	6/20/1993	535	535	0.2602	139.22	173	1.4664%	Fecal		CFU/100 mL	200	283.2	86400	-	681,312.5
5439000	5/13/2002	535	535	0.2602	139.22	173	1.4664%	Fecal		CFU/100 mL	200	283.2	86400	-	681,312.5
5439000	3/7/1994	534	534	0.2602	138.96	175	1.4833%	Fecal		CFU/100 mL	200	283.2	86400	-	680,039.0
5439000	5/28/1995	534	534	0.2602	138.96	175	1.4833%	Fecal		CFU/100 mL	200	283.2	86400	-	680,039.0
5439000	3/9/2021	530	530	0.2602	137.92	177	1.5003%	Fecal		CFU/100 mL	200	283.2	86400	-	674,945.1
5439000	10/28/2019	526	526	0.2602	136.88	178	1.5087%	Fecal		CFU/100 mL	200	283.2	86400	-	669,851.1
5439000	3/16/2014	524	524	0.2602	136.36	179	1.5172%	Fecal		CFU/100 mL	200	283.2	86400	-	667,304.2
5439000	6/2/1996	522	522	0.2602	135.84	180	1.5257%	Fecal		CFU/100 mL	200	283.2	86400	-	664,757.2
5439000	4/21/2013	520	520	0.2602	135.32	181	1.5342%	Fecal		CFU/100 mL	200	283.2	86400	-	662,210.3
5439000	3/10/1990	515	515	0.2602	134.02	182	1.5426%	Fecal		CFU/100 mL	200	283.2	86400	-	655,842.8
5439000	2/27/1997	513	513	0.2602	133.50	183	1.5511%	Fecal		CFU/100 mL	200	283.2	86400	-	653,295.9
5439000	6/19/2015	513	513	0.2602	133.50	183	1.5511%	Fecal		CFU/100 mL	200	283.2	86400	-	653,295.9
5439000	3/11/2010	511	511	0.2602	132.98	185	1.5681%	Fecal		CFU/100 mL	200	283.2	86400	-	650,748.9
5439000	5/30/2004	510	510	0.2602	132.72	186	1.5765%	Fecal		CFU/100 mL	200	283.2	86400	-	649,475.4
5439000	1/5/1993	509	509	0.2602	132.46	187	1.5850%	Fecal		CFU/100 mL	200	283.2	86400	-	648,202.0
5439000	3/10/2007	509	509	0.2602	132.46	187	1.5850%	Fecal		CFU/100 mL	200	283.2	86400	-	648,202.0
5439000	5/11/2017	509	509	0.2602	132.46	187	1.5850%	Fecal		CFU/100 mL	200	283.2	86400	-	648,202.0
5439000	4/24/1999	507	507	0.2602	131.94	190	1.6104%	Fecal		CFU/100 mL	200	283.2	86400	-	645,655.0
5439000	12/31/2008	504	504	0.2602	131.16	191	1.6189%	Fecal		CFU/100 mL	200	283.2	86400	-	641,834.6
5439000	3/18/1991	502	502	0.2602	130.63	192	1.6274%	Fecal		CFU/100 mL	200	283.2	86400	-	639,287.6
5439000	2/11/2001	500	500	0.2602	130.11	193	1.6359%	Fecal		CFU/100 mL	200	283.2	86400	-	636,740.6
5439000	5/12/2008	499	499	0.2602	129.85	194	1.6443%	Fecal		CFU/100 mL	200	283.2	86400	-	635,467.1
5439000	9/18/2008	499	499	0.2602	129.85	194	1.6443%	Fecal		CFU/100 mL	200	283.2	86400	-	635,467.1
5439000	4/6/2017	499	499	0.2602	129.85	194	1.6443%	Fecal		CFU/100 mL	200	283.2	86400	-	635,467.1
5439000	5/9/1998	498	498	0.2602	129.59	197	1.6698%	Fecal		CFU/100 mL	200	283.2	86400	-	634,193.7
5439000	8/20/2007	495	495	0.2602	128.81	198	1.6783%	Fecal		CFU/100 mL	200	283.2	86400	-	630,373.2
5439000	10/30/2009	491	491	0.2602	127.77	199	1.6867%	Fecal		CFU/100 mL	200	283.2	86400	-	625,279.3
5439000	6/23/2018	491	491	0.2602	127.77	199	1.6867%	Fecal		CFU/100 mL	200	283.2	86400	-	625,279.3
5439000	10/4/2019	491	491	0.2602	127.77	199	1.6867%	Fecal		CFU/100 mL	200	283.2	86400	-	625,279.3
5439000	5/4/2019	490	490	0.2602	127.51	202	1.7122%	Fecal		CFU/100 mL	200	283.2	86400	-	624,005.8
5439000	7/13/2008	488	488	0.2602	126.99	203	1.7206%	Fecal		CFU/100 mL	200	283.2	86400	-	621,458.9
5439000	3/12/2010	488	488	0.2602	126.99	203	1.7206%	Fecal		CFU/100 mL	200	283.2	86400	-	621,458.9
5439000	3/2/1997	486	486	0.2602	126.47	205	1.7376%	Fecal		CFU/100 mL	200	283.2	86400	-	618,911.9
5439000	12/27/2009	486	486	0.2602	126.47	205	1.7376%	Fecal		CFU/100 mL	200	283.2	86400	-	618,911.9
5439000	6/22/2018	486	486	0.2602	126.47	205	1.7376%	Fecal		CFU/100 mL	200	283.2	86400	-	618,911.9
5439000	12/29/2015	485	485	0.2602	126.21	208	1.7630%	Fecal		CFU/100 mL	200	283.2	86400	-	617,638.4
5439000	5/15/2018	483	483	0.2602	125.69	209	1.7715%	Fecal		CFU/100 mL	200	283.2	86400	-	615,091.4
5439000	6/26/1994	482	482	0.2602	125.43	210	1.7800%	Fecal		CFU/100 mL	200	283.2	86400	-	613,818.0
5439000	4/12/2008	482	482	0.2602	125.43	210	1.7800%	Fecal		CFU/100 mL	200	283.2	86400	-	613,818.0
5439000	9/30/2019	482	482	0.2602	125.43	210	1.7800%	Fecal	1790	CFU/100 mL	200	283.2	86400	5,493,671	613,818.0
5439000	6/29/2021	482	482	0.2602	125.43	210	1.7800%	Fecal		CFU/100 mL	200	283.2	86400	-	613,818.0
5439000	11/18/2015	479	479	0.2602	124.65	214	1.8139%	Fecal		CFU/100 mL	200	283.2	86400	-	609,997.5
5439000	12/3/2018	479	479	0.2602	124.65	214	1.8139%	Fecal		CFU/100 mL	200	283.2	86400	-	609,997.5
5439000	4/30/2020	479	479	0.2602	124.65	214	1.8139%	Fecal		CFU/100 mL	200	283.2	86400	-	609,997.5
5439000	3/9/1990	476	476	0.2602	123.87	217	1.8393%	Fecal		CFU/100 mL	200	283.2	86400	-	606,177.1
5439000	6/10/1993	474	474	0.2602	123.35	218	1.8478%	Fecal		CFU/100 mL	200	283.2	86400	-	603,630.1
5439000	5/15/2010	474	474	0.2602	123.35	218	1.8478%	Fecal		CFU/100 mL	200	283.2	86400	-	603,630.1
5439000	6/27/2018	472	472	0.2602	122.83	220	1.8647%	Fecal		CFU/100 mL	200	283.2	86400	-	601,083.2
5439000	1/14/1995	470	470	0.2602	122.31	221	1.8732%	Fecal		CFU/100 mL	200	283.2	86400	-	598,536.2
5439000	4/15/1993	469	469	0.2602	122.05	222	1.8817%	Fecal		CFU/100 mL	200	283.2	86400	-	597,262.7
5439000	6/24/1996	468	468	0.2602	121.79	223	1.8902%	Fecal		CFU/100 mL	200	283.2	86400	-	595,989.2
5439000	5/23/1995	467	467	0.2602	121.53	224	1.8986%	Fecal		CFU/100 mL	200	283.2	86400	-	594,715.7
5439000	7/12/2008	465	465	0.2602	121.01	225	1.9071%	Fecal		CFU/100 mL	200	283.2	86400	-	592,168.8
5439000	9/15/2019	464	464	0.2602	120.75	226	1.9156%	Fecal		CFU/100 mL	200	283.2	86400	-	590,895.3
5439000	3/14/2014	463	463	0.2602	120.49	227	1.9241%	Fecal		CFU/100 mL	200	283.2	86400	-	589,621.8
5439000	2/28/1997	462	462	0.2602	120.23	228	1.9325%	Fecal		CFU/100 mL	200	283.2	86400	-	588,348.3
5439000	2/22/2018	460	460	0.2602	119.71	229	1.9410%	Fecal		CFU/100 mL	200	283.2	86400	-	585,801.4
5439000	6/15/1993	458	458	0.2602	119.18	230	1.9495%	Fecal		CFU/100 mL	200	283.2	86400	-	583,254.4
5439000	5/12/2003	457	457	0.2602	118.92	231	1.9580%	Fecal		CFU/100 mL	200	283.2	86400	-	581,980.9
5439000	4/2/1993	456	456	0.2602	118.66	232	1.9664%	Fecal		CFU/100 mL	200	283.2	86400	-	580,707.5
5439000	5/31/1996	456	456	0.2602	118.66	232	1.9664%	Fecal		CFU/100 mL	200	283.2	86400	-	580,707.5
5439000	12/15/2011	452	452	0.2602	117.62	234	1.9834%	Fecal		CFU/100 mL	200	283.2	86400	-	575,613.5
5439000	2/18/2008	448	448	0.2602	116.58	235	1.9919%	Fecal		CFU/100 mL	200	283.2	86400	-	570,519.6
5439000	4/1/2009	447	447	0.2602	116.32	236	2.0003%	Fecal		CFU/100 mL	200	283.2	86400	-	569,246.1
5439000	1/17/2017	447	447	0.2602	116.32	236	2.0003%	Fecal		CFU/100 mL	200	283.2	86400	-	569,246.1
5439000	12/31/1992	446	446	0.2602	116.06	238	2.0173%	Fecal		CFU/100 mL	200	283.2	86400	-	567,972.6
5439000	5/3/2017	444	444	0.2602	115.54	239	2.0258%	Fecal		CFU/100 mL	200	283.2	86400	-	565,425.7
5439000	9/16/2019	444	444	0.2602	115.54	239	2.0258%	Fecal	691	CFU/100 mL	200	283.2	86400	1,953,546	565,425.7
5439000	3/13/2015	440	440	0.2602	114.50	241	2.0427%	Fecal		CFU/100 mL	200	283.2	86400	-	560,331.8
5439000	5/25/1991	436	436	0.2602	113.46	242	2.0512%	Fecal		CFU/100 mL	200	283.2	86400	-	555,237.8
5439000	3/26/1993	436	436	0.2602	113.46	242	2.0512%	Fecal		CFU/100 mL	200	283.2	86400	-	555,237.8
5439000	3/13/2010	436	436	0.2602	113.46	242	2.0512%	Fecal		CFU/100 mL	200	283.2	86400	-	555,237.8
5439000	6/7/2002	434	434	0.2602	112.94	245	2.0766%	Fecal		CFU/100 mL	200	283.2	86400	-	552,690.9
5439000	6/23/2013	434	434	0.2602	112.94	245	2.0766%	Fecal		CFU/100 mL	200	283.2	86400	-	552,690.9
5439000	7/22/2017	434	434	0.2602	112.94	245	2.0766%	Fecal		CFU/100 mL	200	283.2	86400	-	552,690.9
5439000	3/13/1990	433	433	0.2602	112.68	248	2.1021%	Fecal		CFU/100 mL	200	283.2	86400	-	551,417.4
5439000	2/8/2009	433	433	0.2602	112.68	248	2.1021%	Fecal		CFU/100 mL	200	283.2	86400	-	551,417.4
5439000	5/10/2019	432	432	0.2602	112.42	250	2.1190%	Fecal		CFU/100 mL	200	283.2	86400	-	550,143.9

Gage ID	Date	Discharge (CFS)	Gage Discharge (less Surrogate NPDES) (CFS)	Watershed Area Ratio	Calculated flow (CFS)	Rank	Flow Exceedance %	Parameter	Results	Units (mg or micro_gram	Limit/Standard	100mL/CF	sec/day	Actual Load (million colonies/day)	Allowable Load (million colonies/day)
5439000	6/20/2014	431	431	0.2602	112.16	251	2.1275%	Fecal		CFU/100 mL	200	283.2	86400	-	548,870.4
5439000	5/23/2019	431	431	0.2602	112.16	251	2.1275%	Fecal		CFU/100 mL	200	283.2	86400	-	548,870.4
5439000	5/15/2004	428	428	0.2602	111.38	253	2.1444%	Fecal		CFU/100 mL	200	283.2	86400	-	545,050.0
5439000	4/20/1993	427	427	0.2602	111.12	254	2.1529%	Fecal		CFU/100 mL	200	283.2	86400	-	543,776.5
5439000	8/21/2007	426	426	0.2602	110.86	255	2.1614%	Fecal		CFU/100 mL	200	283.2	86400	-	542,503.0
5439000	3/13/2008	426	426	0.2602	110.86	255	2.1614%	Fecal		CFU/100 mL	200	283.2	86400	-	542,503.0
5439000	5/26/2011	426	426	0.2602	110.86	255	2.1614%	Fecal		CFU/100 mL	200	283.2	86400	-	542,503.0
5439000	11/27/2015	426	426	0.2602	110.86	255	2.1614%	Fecal		CFU/100 mL	200	283.2	86400	-	542,503.0
5439000	1/25/1999	424	424	0.2602	110.34	259	2.1953%	Fecal		CFU/100 mL	200	283.2	86400	-	539,956.1
5439000	1/25/2010	422	422	0.2602	109.82	260	2.2038%	Fecal		CFU/100 mL	200	283.2	86400	-	537,409.1
5439000	5/25/1995	421	421	0.2602	109.56	261	2.2122%	Fecal		CFU/100 mL	200	283.2	86400	-	536,135.6
5439000	4/9/1993	420	420	0.2602	109.30	262	2.2207%	Fecal		CFU/100 mL	200	283.2	86400	-	534,862.1
5439000	5/24/2004	420	420	0.2602	109.30	262	2.2207%	Fecal		CFU/100 mL	200	283.2	86400	-	534,862.1
5439000	6/22/2014	420	420	0.2602	109.30	262	2.2207%	Fecal		CFU/100 mL	200	283.2	86400	-	534,862.1
5439000	3/11/2007	419	419	0.2602	109.04	265	2.2461%	Fecal		CFU/100 mL	200	283.2	86400	-	533,588.6
5439000	3/31/2009	419	419	0.2602	109.04	265	2.2461%	Fecal		CFU/100 mL	200	283.2	86400	-	533,588.6
5439000	6/25/2013	419	419	0.2602	109.04	265	2.2461%	Fecal		CFU/100 mL	200	283.2	86400	-	533,588.6
5439000	3/14/1990	418	418	0.2602	108.78	268	2.2716%	Fecal		CFU/100 mL	200	283.2	86400	-	532,315.2
5439000	5/10/1990	418	418	0.2602	108.78	268	2.2716%	Fecal		CFU/100 mL	200	283.2	86400	-	532,315.2
5439000	7/29/1996	418	418	0.2602	108.78	268	2.2716%	Fecal		CFU/100 mL	200	283.2	86400	-	532,315.2
5439000	6/8/2009	418	418	0.2602	108.78	268	2.2716%	Fecal		CFU/100 mL	200	283.2	86400	-	532,315.2
5439000	10/15/2017	418	418	0.2602	108.78	268	2.2716%	Fecal		CFU/100 mL	200	283.2	86400	-	532,315.2
5439000	3/8/2021	418	418	0.2602	108.78	268	2.2716%	Fecal		CFU/100 mL	200	283.2	86400	-	532,315.2
5439000	6/14/2015	417	417	0.2602	108.52	274	2.3224%	Fecal		CFU/100 mL	200	283.2	86400	-	531,041.7
5439000	5/28/1991	416	416	0.2602	108.26	275	2.3309%	Fecal		CFU/100 mL	200	283.2	86400	-	529,768.2
5439000	8/29/2007	415	415	0.2602	108.00	276	2.3394%	Fecal		CFU/100 mL	200	283.2	86400	-	528,494.7
5439000	6/12/1998	413	413	0.2602	107.47	277	2.3479%	Fecal		CFU/100 mL	200	283.2	86400	-	525,947.8
5439000	4/1/2017	412	412	0.2602	107.21	278	2.3563%	Fecal		CFU/100 mL	200	283.2	86400	-	524,674.3
5439000	11/11/1995	411	411	0.2602	106.95	279	2.3648%	Fecal		CFU/100 mL	200	283.2	86400	-	523,400.8
5439000	10/18/1998	411	411	0.2602	106.95	279	2.3648%	Fecal		CFU/100 mL	200	283.2	86400	-	523,400.8
5439000	5/11/2008	411	411	0.2602	106.95	279	2.3648%	Fecal		CFU/100 mL	200	283.2	86400	-	523,400.8
5439000	3/10/2010	410	410	0.2602	106.69	282	2.3902%	Fecal		CFU/100 mL	200	283.2	86400	-	522,127.3
5439000	3/6/1993	408	408	0.2602	106.17	283	2.3987%	Fecal		CFU/100 mL	200	283.2	86400	-	519,580.4
5439000	3/31/1993	408	408	0.2602	106.17	283	2.3987%	Fecal		CFU/100 mL	200	283.2	86400	-	519,580.4
5439000	6/26/2013	408	408	0.2602	106.17	283	2.3987%	Fecal		CFU/100 mL	200	283.2	86400	-	519,580.4
5439000	3/27/1991	407	407	0.2602	105.91	286	2.4241%	Fecal		CFU/100 mL	200	283.2	86400	-	518,306.9
5439000	11/7/1994	407	407	0.2602	105.91	286	2.4241%	Fecal		CFU/100 mL	200	283.2	86400	-	518,306.9
5439000	5/5/2015	407	407	0.2602	105.91	286	2.4241%	Fecal		CFU/100 mL	200	283.2	86400	-	518,306.9
5439000	6/3/1996	406	406	0.2602	105.65	289	2.4496%	Fecal		CFU/100 mL	200	283.2	86400	-	517,033.4
5439000	6/7/1996	406	406	0.2602	105.65	289	2.4496%	Fecal		CFU/100 mL	200	283.2	86400	-	517,033.4
5439000	7/20/1993	405	405	0.2602	105.39	291	2.4665%	Fecal		CFU/100 mL	200	283.2	86400	-	515,759.9
5439000	6/3/1995	404	404	0.2602	105.13	292	2.4750%	Fecal		CFU/100 mL	200	283.2	86400	-	514,486.4
5439000	7/22/1996	404	404	0.2602	105.13	292	2.4750%	Fecal		CFU/100 mL	200	283.2	86400	-	514,486.4
5439000	4/15/1991	403	403	0.2602	104.87	294	2.4919%	Fecal		CFU/100 mL	200	283.2	86400	-	513,212.9
5439000	3/25/2009	403	403	0.2602	104.87	294	2.4919%	Fecal		CFU/100 mL	200	283.2	86400	-	513,212.9
5439000	12/30/2015	402	402	0.2602	104.61	296	2.5089%	Fecal		CFU/100 mL	200	283.2	86400	-	511,939.5
5439000	12/24/2015	401	401	0.2602	104.35	297	2.5174%	Fecal		CFU/100 mL	200	283.2	86400	-	510,666.0
5439000	7/18/1993	400	400	0.2602	104.09	298	2.5259%	Fecal		CFU/100 mL	200	283.2	86400	-	509,392.5
5439000	2/24/2000	400	400	0.2602	104.09	298	2.5259%	Fecal		CFU/100 mL	200	283.2	86400	-	509,392.5
5439000	4/21/2000	400	400	0.2602	104.09	298	2.5259%	Fecal		CFU/100 mL	200	283.2	86400	-	509,392.5
5439000	1/8/2008	400	400	0.2602	104.09	298	2.5259%	Fecal		CFU/100 mL	200	283.2	86400	-	509,392.5
5439000	2/18/2011	400	400	0.2602	104.09	298	2.5259%	Fecal		CFU/100 mL	200	283.2	86400	-	509,392.5
5439000	6/22/2013	400	400	0.2602	104.09	298	2.5259%	Fecal		CFU/100 mL	200	283.2	86400	-	509,392.5
5439000	2/10/2009	397	397	0.2602	103.31	304	2.5767%	Fecal		CFU/100 mL	200	283.2	86400	-	505,572.1
5439000	12/16/2015	397	397	0.2602	103.31	304	2.5767%	Fecal		CFU/100 mL	200	283.2	86400	-	505,572.1
5439000	3/5/1993	396	396	0.2602	103.05	306	2.5937%	Fecal		CFU/100 mL	200	283.2	86400	-	504,298.6
5439000	4/3/1993	396	396	0.2602	103.05	306	2.5937%	Fecal		CFU/100 mL	200	283.2	86400	-	504,298.6
5439000	7/23/2017	395	395	0.2602	102.79	308	2.6106%	Fecal		CFU/100 mL	200	283.2	86400	-	503,025.1
5439000	3/11/2021	395	395	0.2602	102.79	308	2.6106%	Fecal		CFU/100 mL	200	283.2	86400	-	503,025.1
5439000	4/17/1998	394	394	0.2602	102.53	310	2.6276%	Fecal		CFU/100 mL	200	283.2	86400	-	501,751.6
5439000	3/6/1994	392	392	0.2602	102.01	311	2.6360%	Fecal		CFU/100 mL	200	283.2	86400	-	499,204.7
5439000	7/3/2014	392	392	0.2602	102.01	311	2.6360%	Fecal		CFU/100 mL	200	283.2	86400	-	499,204.7
5439000	12/23/2007	391	391	0.2602	101.75	313	2.6530%	Fecal		CFU/100 mL	200	283.2	86400	-	497,931.2
5439000	5/10/1995	390	390	0.2602	101.49	314	2.6615%	Fecal		CFU/100 mL	200	283.2	86400	-	496,657.7
5439000	5/9/2003	390	390	0.2602	101.49	314	2.6615%	Fecal		CFU/100 mL	200	283.2	86400	-	496,657.7
5439000	3/15/1990	389	389	0.2602	101.23	316	2.6784%	Fecal		CFU/100 mL	200	283.2	86400	-	495,384.2
5439000	1/22/1999	389	389	0.2602	101.23	316	2.6784%	Fecal		CFU/100 mL	200	283.2	86400	-	495,384.2
5439000	11/1/2009	388	388	0.2602	100.97	318	2.6954%	Fecal		CFU/100 mL	200	283.2	86400	-	494,110.7
5439000	3/14/2010	388	388	0.2602	100.97	318	2.6954%	Fecal		CFU/100 mL	200	283.2	86400	-	494,110.7
5439000	2/7/2019	388	388	0.2602	100.97	318	2.6954%	Fecal		CFU/100 mL	200	283.2	86400	-	494,110.7
5439000	2/12/2009	387	387	0.2602	100.71	321	2.7208%	Fecal		CFU/100 mL	200	283.2	86400	-	492,837.2
5439000	9/28/2019	387	387	0.2602	100.71	321	2.7208%	Fecal		CFU/100 mL	200	283.2	86400	-	492,837.2
5439000	4/18/1993	386	386	0.2602	100.45	323	2.7378%	Fecal		CFU/100 mL	200	283.2	86400	-	491,563.8
5439000	5/12/1999	386	386	0.2602	100.45	323	2.7378%	Fecal		CFU/100 mL	200	283.2	86400	-	491,563.8
5439000	3/22/2007	386	386	0.2602	100.45	323	2.7378%	Fecal		CFU/100 mL	200	283.2	86400	-	491,563.8
5439000	4/10/2008	386	386	0.2602	100.45	323	2.7378%	Fecal		CFU/100 mL	200	283.2	86400	-	491,563.8
5439000	5/6/2015	385	385	0.2602	100.19	327	2.7717%	Fecal		CFU/100 mL	200	283.2	86400	-	490,290.3
5439000	6/1/2011	383	383	0.2602	99.67	328	2.7801%	Fecal		CFU/100 mL	200	283.2	86400	-	487,743.3
5439000	6/19/1996	382	382	0.2602	99.41	329	2.7886%	Fecal		CFU/100 mL	200	283.2	86400	-	486,469.8
5439000	6/24/2013	382	382	0.2602	99.41	329	2.7886%	Fecal		CFU/100 mL	200	283.2	86400	-	486,469.8
5439000	3/19/1991	379	379	0.2602	98.63	331	2.8056%	Fecal		CFU/100 mL	200	283.2	86400	-	482,649.4
5439000	8/9/2007	379	379	0.2602	98.63	331	2.8056%	Fecal		CFU/100 mL	200	283.2	86400	-	482,649.4
5439000	2/24/1997	378	378	0.2602	98.37	333	2.8225%	Fecal		CFU/100 mL	200	283.2	86400	-	481,375.9
5439000	1/7/2008	377	377	0.2602	98.11	334	2.8310%	Fecal		CFU/100 mL	200	283.2	86400	-	480,102.4
5439000	1/9/2008	377	377	0.2602	98.11	334	2.8310%	Fecal		CFU/100 mL	200	283.2	86400	-	480,102.4
5439000	6/12/2018	377	377	0.2602	98.11	334	2.8310%	Fecal		CFU/100 mL	200	283.2	86400	-	480,102.4
5439000	9/27/1993	376	376	0.2602	97.85	337	2.8564%	Fecal		CFU/100 mL	200	283.2	86400	-	478,829.0
5439000	6/1/1996	375	375	0.2602	97.59	338	2.8649%	Fecal		CFU/100 mL	200	283.2	86400	-	477,555.5
5439000	11/29/1990	374	374	0.2602	97.33	339	2.8734%	Fecal		CFU/100 mL	200	283.2	86400	-	476,282.0
5439000	5/16/2016	374	374	0.2602	97.33	339	2.8734%	Fecal		CFU/100 mL	200	283.2	86400	-	476,282.0
5439000	3/28/1991	373	373	0.2602	97.07	341	2.8903%	Fecal		CFU/100 mL	200	283.2	86400	-	475,008.5
5439000	12/17/1992	372	372	0.2602	96.81	342	2.8988%	Fecal		CFU/100 mL	200	283.2	86400	-	473,735.0
5439000	2/27/2001	372	372	0.2602	96.81	342	2.8988%	Fecal		CFU/100 mL	200	283.2	86400	-	473,735.0
5439000	4/20/2011	372	372	0.2602	96.81	342	2.8988%	Fecal		CFU/100 mL	200	283.2	86400	-	473,735.0
5439000	6/21/2014	372	372	0.2602	96.81	342	2.8988%	Fecal		CFU/100 mL	200	283.2	86400	-	473,735.0
5439000	5/20/2020	372	372	0.2602	96.81	342	2.8988%	Fecal		CFU/100 mL	200	283.2	86400	-	473,735.0
5439000	4/20/2000	371	371	0.2602	96.54	347	2.9412%	Fecal		CFU/100 mL	200	283.2	86400	-	472,461.5
5439000	7/21/2007	371	371	0.2602	96.54	347	2.9412%	Fecal		CFU/100 mL	200	283.2	86400	-	472,461.5
5439000	2/11/2009	370	370	0.2602	96.28	349	2.9581%	Fecal		CFU/100 mL	200	283.2	86400	-	471,188.1
5439000	5/14/2004	369	369	0.2602	96.02	350	2.9666%	Fecal		CFU/100 mL	200	283.2	86400	-	469,914.6
5439000	4/22/2013	369	369	0.2602	96.02	350	2.9666%	Fecal		CFU/100 mL	200	283.2	86400	-	469,914.6
5439000	6/27/2013	369	369	0.2602	96.02	350	2.9666%	Fecal		CFU/100 mL	200	283.2	86400	-	469,914.6
5439000	3/30/2009	366	366	0.2602	95.24	353	2.9920%	Fecal		CFU/100 mL	200	283.2	86400	-	466,094.1
5439000	5/1/2009	366	366	0.2602	95.24	353	2.9920%	Fecal		CFU/100 mL	200	283.2	86400	-	466,094.1
5439000	11/19/2015	366	366	0.2602	95.24	353	2.9920%	Fecal		CFU/100 mL	200	283.2	86400	-	466,094.1
5439000	6/1/2019	366	366	0.2602	95.24	353	2.9920%	Fecal		CFU/100 mL	200	283.2	86400	-	466,094.1
5439000	4/21/1998	364	364	0.2602	94.72	357	3.0259%	Fecal		CFU/100 mL	200	283.2	86400	-	463,547.2
5439000	6/12/2011	364	364	0.2602	94.72	357	3.0259%	Fecal		CFU/100 mL	200	283.2	86400	-	463,547.2
5439000	9/24/2019	364	364	0.2602	94.72	357	3.0259%	Fecal		CFU/100 mL	200	283.2	86400	-	463,547.2
5439000	4/1/2008	362	362	0.2602	94.20	360	3.0514%	Fecal		CFU/100 mL	200	283.2	86400	-	461,000.2
5439000	2/6/2019	361	361	0.2602	93.94	361	3.0598%	Fecal		CFU/100 mL	200	283.2	86400	-	459,726.7
5439000	9/22/2019	361	361	0.2602	93.94	361	3.0598%	Fecal		CFU/100 mL	200	283.2	86400	-	459,726.7
5439000	8/8/1996	360	360	0.2602	93.68	363	3.0768%	Fecal		CFU/100 mL	200	283.2	86400	-	458,453.3
5439000	5/14/2002	360	360	0.2602	93.68	363	3.0768%	Fecal		CFU/100 mL	200	283.2	86400	-	458,453.3
5439000	9/19/2008	359	359	0.2602	93.42	365	3.0937%	Fecal		CFU/100 mL	200	283.2	86400	-	457,179.8
5439000	7/1/2013	359	359	0.2602	93.42	365	3.0937%	Fecal		CFU/100 mL	200	283.2	86400	-	457,179.8
5439000	6/15/1999	358	358	0.2602	93.16	367	3.1107%	Fecal		CFU/100 mL	200	283.2	86400	-	455,906.3
5439000	4/13/2008	358	358	0.2602	93.16	367	3.1107%	Fecal		CFU/100 mL	200	283.2	86400	-	455,906.3
5439000	3/17/2014	358	358	0.2602	93.16	367	3.1107%	Fecal		CFU/100 mL	200	283.2	86400	-	455,906.3
5439000	2/22/1994	357	357	0.2602	92.90	370	3.1361%	Fecal		CFU/100 mL	200	283.2	86400	-	454,632.8
5439000	3/14/2008	357	357	0.2602	92.90	370	3.1361%	Fecal		CFU/100 mL	200	283.2	86400	-	454,632.8
5439000	3/7/1993	356	356	0.2602	92.64	372	3.1531%	Fecal		CFU/100 mL	200	283.2	86400	-	453,359.3
5439000	1/15/1995	356	356	0.2602	92.64	372	3.1531%	Fecal		CFU/100 mL	200	283.2	86400	-	453,359.3
5439000	5/29/1995	356	356	0.2602	92.64	372	3.1531%	Fecal		CFU/100 mL	200	283.2	86400	-	453,359.3
5439000	3/3/2007	355	355	0.2602	92.38	375	3.1785%	Fecal		CFU/100 mL	200	283.2	86400	-	452,085.8

Gage ID	Date	Discharge (CFS)	Gage Discharge (less Surrogate NPDES) (CFS)	Watershed Area Ratio	Calculated flow (CFS)	Rank	Flow Exceedance %	Parameter	Results	Units (mg or micro_gram	Limit/Standard	100mL/CF	sec/day	Actual Load (million colonies/day)	Allowable Load (million colonies/day)
5439000	4/27/2007	355	355	0.2602	92.38	375	3.1785%	Fecal		CFU/100 mL	200	283.2	86400	-	452,085.8
5439000	1/1/2009	355	355	0.2602	92.38	375	3.1785%	Fecal		CFU/100 mL	200	283.2	86400	-	452,085.8
5439000	3/12/2009	355	355	0.2602	92.38	375	3.1785%	Fecal		CFU/100 mL	200	283.2	86400	-	452,085.8
5439000	12/28/2009	355	355	0.2602	92.38	375	3.1785%	Fecal		CFU/100 mL	200	283.2	86400	-	452,085.8
5439000	2/5/2019	355	355	0.2602	92.38	375	3.1785%	Fecal		CFU/100 mL	200	283.2	86400	-	452,085.8
5439000	11/28/2015	354	354	0.2602	92.12	381	3.2294%	Fecal		CFU/100 mL	200	283.2	86400	-	450,812.4
5439000	5/5/2019	354	354	0.2602	92.12	381	3.2294%	Fecal		CFU/100 mL	200	283.2	86400	-	450,812.4
5439000	10/29/2019	354	354	0.2602	92.12	381	3.2294%	Fecal		CFU/100 mL	200	283.2	86400	-	450,812.4
5439000	6/19/1993	353	353	0.2602	91.86	384	3.2548%	Fecal		CFU/100 mL	200	283.2	86400	-	449,538.9
5439000	7/10/2007	352	352	0.2602	91.60	385	3.2633%	Fecal		CFU/100 mL	200	283.2	86400	-	448,265.4
5439000	2/28/2009	352	352	0.2602	91.60	385	3.2633%	Fecal		CFU/100 mL	200	283.2	86400	-	448,265.4
5439000	6/9/2009	352	352	0.2602	91.60	385	3.2633%	Fecal		CFU/100 mL	200	283.2	86400	-	448,265.4
5439000	3/27/1993	351	351	0.2602	91.34	388	3.2887%	Fecal		CFU/100 mL	200	283.2	86400	-	446,991.9
5439000	4/21/1993	351	351	0.2602	91.34	388	3.2887%	Fecal		CFU/100 mL	200	283.2	86400	-	446,991.9
5439000	5/27/2011	351	351	0.2602	91.34	388	3.2887%	Fecal		CFU/100 mL	200	283.2	86400	-	446,991.9
5439000	3/14/2013	351	351	0.2602	91.34	388	3.2887%	Fecal		CFU/100 mL	200	283.2	86400	-	446,991.9
5439000	6/21/2015	351	351	0.2602	91.34	388	3.2887%	Fecal		CFU/100 mL	200	283.2	86400	-	446,991.9
5439000	3/31/2020	351	351	0.2602	91.34	388	3.2887%	Fecal		CFU/100 mL	200	283.2	86400	-	446,991.9
5439000	5/7/1998	350	350	0.2602	91.08	394	3.3395%	Fecal		CFU/100 mL	200	283.2	86400	-	445,718.4
5439000	2/19/2011	350	350	0.2602	91.08	394	3.3395%	Fecal		CFU/100 mL	200	283.2	86400	-	445,718.4
5439000	3/16/2019	350	350	0.2602	91.08	394	3.3395%	Fecal		CFU/100 mL	200	283.2	86400	-	445,718.4
5439000	3/30/2017	349	349	0.2602	90.82	397	3.3650%	Fecal		CFU/100 mL	200	283.2	86400	-	444,445.0
5439000	3/5/2011	348	348	0.2602	90.56	398	3.3735%	Fecal		CFU/100 mL	200	283.2	86400	-	443,171.5
5439000	4/12/1995	347	347	0.2602	90.30	399	3.3819%	Fecal		CFU/100 mL	200	283.2	86400	-	441,898.0
5439000	2/9/2009	346	346	0.2602	90.04	400	3.3904%	Fecal		CFU/100 mL	200	283.2	86400	-	440,624.5
5439000	2/25/2000	345	345	0.2602	89.78	401	3.3989%	Fecal		CFU/100 mL	200	283.2	86400	-	439,351.0
5439000	6/16/2000	345	345	0.2602	89.78	401	3.3989%	Fecal		CFU/100 mL	200	283.2	86400	-	439,351.0
5439000	5/19/2019	345	345	0.2602	89.78	401	3.3989%	Fecal		CFU/100 mL	200	283.2	86400	-	439,351.0
5439000	4/16/1991	344	344	0.2602	89.52	404	3.4243%	Fecal		CFU/100 mL	200	283.2	86400	-	438,077.6
5439000	11/23/1992	344	344	0.2602	89.52	404	3.4243%	Fecal		CFU/100 mL	200	283.2	86400	-	438,077.6
5439000	3/10/2020	344	344	0.2602	89.52	404	3.4243%	Fecal		CFU/100 mL	200	283.2	86400	-	438,077.6
5439000	4/4/1993	343	343	0.2602	89.26	407	3.4497%	Fecal		CFU/100 mL	200	283.2	86400	-	436,804.1
5439000	7/24/2010	342	342	0.2602	89.00	408	3.4582%	Fecal		CFU/100 mL	200	283.2	86400	-	435,530.6
5439000	6/30/2021	342	342	0.2602	89.00	408	3.4582%	Fecal		CFU/100 mL	200	283.2	86400	-	435,530.6
5439000	4/9/2002	341	341	0.2602	88.74	410	3.4752%	Fecal		CFU/100 mL	200	283.2	86400	-	434,257.1
5439000	8/30/2007	341	341	0.2602	88.74	410	3.4752%	Fecal		CFU/100 mL	200	283.2	86400	-	434,257.1
5439000	5/12/2017	341	341	0.2602	88.74	410	3.4752%	Fecal		CFU/100 mL	200	283.2	86400	-	434,257.1
5439000	4/24/2013	340	340	0.2602	88.48	413	3.5006%	Fecal		CFU/100 mL	200	283.2	86400	-	432,983.6
5439000	6/20/2015	340	340	0.2602	88.48	413	3.5006%	Fecal		CFU/100 mL	200	283.2	86400	-	432,983.6
5439000	10/5/2019	340	340	0.2602	88.48	413	3.5006%	Fecal		CFU/100 mL	200	283.2	86400	-	432,983.6
5439000	6/3/2004	338	338	0.2602	87.96	416	3.5260%	Fecal		CFU/100 mL	200	283.2	86400	-	430,436.7
5439000	4/19/1993	337	337	0.2602	87.70	417	3.5345%	Fecal		CFU/100 mL	200	283.2	86400	-	429,163.2
5439000	3/12/2007	336	336	0.2602	87.44	418	3.5430%	Fecal		CFU/100 mL	200	283.2	86400	-	427,889.7
5439000	2/8/2019	336	336	0.2602	87.44	418	3.5430%	Fecal		CFU/100 mL	200	283.2	86400	-	427,889.7
5439000	5/9/1995	335	335	0.2602	87.18	420	3.5599%	Fecal		CFU/100 mL	200	283.2	86400	-	426,616.2
5439000	5/28/2019	335	335	0.2602	87.18	420	3.5599%	Fecal		CFU/100 mL	200	283.2	86400	-	426,616.2
5439000	3/12/2008	334	334	0.2602	86.92	422	3.5769%	Fecal		CFU/100 mL	200	283.2	86400	-	425,342.7
5439000	4/5/2017	334	334	0.2602	86.92	422	3.5769%	Fecal		CFU/100 mL	200	283.2	86400	-	425,342.7
5439000	5/11/1990	333	333	0.2602	86.66	424	3.5938%	Fecal		CFU/100 mL	200	283.2	86400	-	424,069.3
5439000	5/10/1998	333	333	0.2602	86.66	424	3.5938%	Fecal		CFU/100 mL	200	283.2	86400	-	424,069.3
5439000	5/10/2003	333	333	0.2602	86.66	424	3.5938%	Fecal		CFU/100 mL	200	283.2	86400	-	424,069.3
5439000	10/1/2019	333	333	0.2602	86.66	424	3.5938%	Fecal		CFU/100 mL	200	283.2	86400	-	424,069.3
5439000	2/23/2018	332	332	0.2602	86.40	428	3.6277%	Fecal		CFU/100 mL	200	283.2	86400	-	422,795.8
5439000	4/28/1999	331	331	0.2602	86.14	429	3.6362%	Fecal		CFU/100 mL	200	283.2	86400	-	421,522.3
5439000	3/23/2007	331	331	0.2602	86.14	429	3.6362%	Fecal		CFU/100 mL	200	283.2	86400	-	421,522.3
5439000	11/26/1992	329	329	0.2602	85.62	431	3.6532%	Fecal		CFU/100 mL	200	283.2	86400	-	418,975.3
5439000	3/11/2019	329	329	0.2602	85.62	431	3.6532%	Fecal		CFU/100 mL	200	283.2	86400	-	418,975.3
5439000	4/9/2008	328	328	0.2602	85.36	433	3.6701%	Fecal		CFU/100 mL	200	283.2	86400	-	417,701.9
5439000	1/1/2019	328	328	0.2602	85.36	433	3.6701%	Fecal		CFU/100 mL	200	283.2	86400	-	417,701.9
5439000	8/22/2007	327	327	0.2602	85.09	435	3.6871%	Fecal		CFU/100 mL	200	283.2	86400	-	416,428.4
5439000	4/7/2017	326	326	0.2602	84.83	436	3.6955%	Fecal		CFU/100 mL	200	283.2	86400	-	415,154.9
5439000	1/24/2010	322	322	0.2602	83.79	437	3.7040%	Fecal		CFU/100 mL	200	283.2	86400	-	410,061.0
5439000	4/16/1999	321	321	0.2602	83.53	438	3.7125%	Fecal		CFU/100 mL	200	283.2	86400	-	408,787.5
5439000	5/14/1999	321	321	0.2602	83.53	438	3.7125%	Fecal		CFU/100 mL	200	283.2	86400	-	408,787.5
5439000	3/19/2014	321	321	0.2602	83.53	438	3.7125%	Fecal		CFU/100 mL	200	283.2	86400	-	408,787.5
5439000	5/24/2019	321	321	0.2602	83.53	438	3.7125%	Fecal		CFU/100 mL	200	283.2	86400	-	408,787.5
5439000	12/16/1992	320	320	0.2602	83.27	442	3.7464%	Fecal		CFU/100 mL	200	283.2	86400	-	407,514.0
5439000	2/20/2011	320	320	0.2602	83.27	442	3.7464%	Fecal		CFU/100 mL	200	283.2	86400	-	407,514.0
5439000	5/27/1996	319	319	0.2602	83.01	444	3.7633%	Fecal		CFU/100 mL	200	283.2	86400	-	406,240.5
5439000	3/19/1998	319	319	0.2602	83.01	444	3.7633%	Fecal		CFU/100 mL	200	283.2	86400	-	406,240.5
5439000	4/26/2007	319	319	0.2602	83.01	444	3.7633%	Fecal		CFU/100 mL	200	283.2	86400	-	406,240.5
5439000	3/5/2008	319	319	0.2602	83.01	444	3.7633%	Fecal		CFU/100 mL	200	283.2	86400	-	406,240.5
5439000	5/2/2016	319	319	0.2602	83.01	444	3.7633%	Fecal		CFU/100 mL	200	283.2	86400	-	406,240.5
5439000	6/21/1993	318	318	0.2602	82.75	449	3.8057%	Fecal		CFU/100 mL	200	283.2	86400	-	404,967.0
5439000	4/27/1995	318	318	0.2602	82.75	449	3.8057%	Fecal		CFU/100 mL	200	283.2	86400	-	404,967.0
5439000	3/5/2004	316	316	0.2602	82.23	451	3.8227%	Fecal		CFU/100 mL	200	283.2	86400	-	402,420.1
5439000	6/17/1996	315	315	0.2602	81.97	452	3.8312%	Fecal		CFU/100 mL	200	283.2	86400	-	401,146.6
5439000	4/22/1998	315	315	0.2602	81.97	452	3.8312%	Fecal		CFU/100 mL	200	283.2	86400	-	401,146.6
5439000	4/20/2009	315	315	0.2602	81.97	452	3.8312%	Fecal		CFU/100 mL	200	283.2	86400	-	401,146.6
5439000	12/4/2018	315	315	0.2602	81.97	452	3.8312%	Fecal		CFU/100 mL	200	283.2	86400	-	401,146.6
5439000	6/11/1993	314	314	0.2602	81.71	456	3.8651%	Fecal		CFU/100 mL	200	283.2	86400	-	399,873.1
5439000	5/25/1996	314	314	0.2602	81.71	456	3.8651%	Fecal		CFU/100 mL	200	283.2	86400	-	399,873.1
5439000	3/24/2007	314	314	0.2602	81.71	456	3.8651%	Fecal		CFU/100 mL	200	283.2	86400	-	399,873.1
5439000	5/4/2017	314	314	0.2602	81.71	456	3.8651%	Fecal		CFU/100 mL	200	283.2	86400	-	399,873.1
5439000	4/29/2020	314	314	0.2602	81.71	456	3.8651%	Fecal		CFU/100 mL	200	283.2	86400	-	399,873.1
5439000	4/25/1999	313	313	0.2602	81.45	461	3.9074%	Fecal		CFU/100 mL	200	283.2	86400	-	398,599.6
5439000	6/26/2021	313	313	0.2602	81.45	461	3.9074%	Fecal		CFU/100 mL	200	283.2	86400	-	398,599.6
5439000	5/26/1996	312	312	0.2602	81.19	463	3.9244%	Fecal		CFU/100 mL	200	283.2	86400	-	397,326.2
5439000	6/4/1996	312	312	0.2602	81.19	463	3.9244%	Fecal		CFU/100 mL	200	283.2	86400	-	397,326.2
5439000	4/30/2009	312	312	0.2602	81.19	463	3.9244%	Fecal		CFU/100 mL	200	283.2	86400	-	397,326.2
5439000	2/21/2011	312	312	0.2602	81.19	463	3.9244%	Fecal		CFU/100 mL	200	283.2	86400	-	397,326.2
5439000	7/23/1996	311	311	0.2602	80.93	467	3.9583%	Fecal		CFU/100 mL	200	283.2	86400	-	396,052.7
5439000	2/12/2001	311	311	0.2602	80.93	467	3.9583%	Fecal		CFU/100 mL	200	283.2	86400	-	396,052.7
5439000	3/9/2002	311	311	0.2602	80.93	467	3.9583%	Fecal		CFU/100 mL	200	283.2	86400	-	396,052.7
5439000	6/1/1991	310	310	0.2602	80.67	470	3.9837%	Fecal		CFU/100 mL	200	283.2	86400	-	394,779.2
5439000	5/11/1995	310	310	0.2602	80.67	470	3.9837%	Fecal		CFU/100 mL	200	283.2	86400	-	394,779.2
5439000	4/2/2009	310	310	0.2602	80.67	470	3.9837%	Fecal		CFU/100 mL	200	283.2	86400	-	394,779.2
5439000	4/8/1993	309	309	0.2602	80.41	473	4.0092%	Fecal		CFU/100 mL	200	283.2	86400	-	393,505.7
5439000	4/17/1999	309	309	0.2602	80.41	473	4.0092%	Fecal		CFU/100 mL	200	283.2	86400	-	393,505.7
5439000	6/8/2002	309	309	0.2602	80.41	473	4.0092%	Fecal		CFU/100 mL	200	283.2	86400	-	393,505.7
5439000	5/16/2009	309	309	0.2602	80.41	473	4.0092%	Fecal		CFU/100 mL	200	283.2	86400	-	393,505.7
5439000	5/16/2011	309	309	0.2602	80.41	473	4.0092%	Fecal		CFU/100 mL	200	283.2	86400	-	393,505.7
5439000	4/23/2013	309	309	0.2602	80.41	473	4.0092%	Fecal		CFU/100 mL	200	283.2	86400	-	393,505.7
5439000	4/10/1993	308	308	0.2602	80.15	479	4.0600%	Fecal		CFU/100 mL	200	283.2	86400	-	392,232.2
5439000	6/25/2000	308	308	0.2602	80.15	479	4.0600%	Fecal		CFU/100 mL	200	283.2	86400	-	392,232.2
5439000	6/4/2008	308	308	0.2602	80.15	479	4.0600%	Fecal		CFU/100 mL	200	283.2	86400	-	392,232.2
5439000	6/8/1996	307	307	0.2602	79.89	482	4.0854%	Fecal		CFU/100 mL	200	283.2	86400	-	390,958.7
5439000	6/1/2000	307	307	0.2602	79.89	482	4.0854%	Fecal		CFU/100 mL	200	283.2	86400	-	390,958.7
5439000	5/25/2004	307	307	0.2602	79.89	482	4.0854%	Fecal		CFU/100 mL	200	283.2	86400	-	390,958.7
5439000	11/10/2011	307	307	0.2602	79.89	482	4.0854%	Fecal		CFU/100 mL	200	283.2	86400	-	390,958.7
5439000	3/3/1997	306	306	0.2602	79.63	486	4.1193%	Fecal		CFU/100 mL	200	283.2	86400	-	389,685.3
5439000	10/6/2019	306	306	0.2602	79.63	486	4.1193%	Fecal		CFU/100 mL	200	283.2	86400	-	389,685.3
5439000	3/16/1990	305	305	0.2602	79.37	488	4.1363%	Fecal		CFU/100 mL	200	283.2	86400	-	388,411.8
5439000	3/2/2018	305	305	0.2602	79.37	488	4.1363%	Fecal		CFU/100 mL	200	283.2	86400	-	388,411.8
5439000	3/18/1998	303	303	0.2602	78.85	490	4.1532%	Fecal		CFU/100 mL	200	283.2	86400	-	385,864.8
5439000	5/13/2008	303	303	0.2602	78.85	490	4.1532%	Fecal		CFU/100 mL	200	283.2	86400	-	385,864.8
5439000	6/27/1994	302	302	0.2602	78.59	492	4.1702%	Fecal		CFU/100 mL	200	283.2	86400	-	384,591.3
5439000	3/16/2001	302	302	0.2602	78.59	492	4.1702%	Fecal		CFU/100 mL	200	283.2	86400	-	384,591.3
5439000	5/11/2019	301	301	0.2602	78.33	494	4.1872%	Fecal		CFU/100 mL	200	283.2	86400	-	383,317.9
5439000	11/13/1992	300	300	0.2602	78.07	495	4.1956%	Fecal		CFU/100 mL	200	283.2	86400	-	382,044.4
5439000	12/16/2011	300	300	0.2602	78.07	495	4.1956%	Fecal		CFU/100 mL	200	283.2	86400	-	382,044.4
5439000	6/11/1998	299	299	0.2602	77.81	497	4.2126%	Fecal		CFU/100 mL	200	283.2	86400	-	380,770.9
5439000	4/22/1999	299	299	0.2602	77.81	497	4.2126%	Fecal		CFU/100 mL	200	283.2	86400	-	380,770.9
5439000	11/9/2011	299	299	0.2602	77.81	497	4.2126%	Fecal		CFU/100 mL	200	283.2	86400	-	380,770.9
5439000	6/12/2004	298	298	0.2602	77.55	500	4.2380%	Fecal		CFU/100 mL	200	283.2	86400	-	379,497.4

Gage ID	Date	Discharge (CFS)	Gage Discharge (less Surrogate NPDES) (CFS)	Watershed Area Ratio	Calculated flow (CFS)	Rank	Flow Exceedance %	Parameter	Results	Units (mg or micro_gram	Limit/Standard	100mL/CF	sec/day	Actual Load (million colonies/day)	Allowable Load (million colonies/day)
5439000	3/13/2007	298	298	0.2602	77.55	500	4.2380%	Fecal		CFU/100 mL	200	283.2	86400	-	379,497.4
5439000	3/26/2009	298	298	0.2602	77.55	500	4.2380%	Fecal		CFU/100 mL	200	283.2	86400	-	379,497.4
5439000	11/21/1992	297	297	0.2602	77.29	503	4.2634%	Fecal		CFU/100 mL	200	283.2	86400	-	378,223.9
5439000	5/26/1995	297	297	0.2602	77.29	503	4.2634%	Fecal		CFU/100 mL	200	283.2	86400	-	378,223.9
5439000	6/3/1999	296	296	0.2602	77.03	505	4.2804%	Fecal		CFU/100 mL	200	283.2	86400	-	376,950.5
5439000	2/17/2008	295	295	0.2602	76.77	506	4.2889%	Fecal		CFU/100 mL	200	283.2	86400	-	375,677.0
5439000	3/1/2018	295	295	0.2602	76.77	506	4.2889%	Fecal		CFU/100 mL	200	283.2	86400	-	375,677.0
5439000	11/2/2019	295	295	0.2602	76.77	506	4.2889%	Fecal		CFU/100 mL	200	283.2	86400	-	375,677.0
5439000	1/6/1993	294	294	0.2602	76.51	509	4.3143%	Fecal		CFU/100 mL	200	283.2	86400	-	374,403.5
5439000	3/15/2010	294	294	0.2602	76.51	509	4.3143%	Fecal		CFU/100 mL	200	283.2	86400	-	374,403.5
5439000	5/18/2019	294	294	0.2602	76.51	509	4.3143%	Fecal		CFU/100 mL	200	283.2	86400	-	374,403.5
5439000	3/7/2021	294	294	0.2602	76.51	509	4.3143%	Fecal		CFU/100 mL	200	283.2	86400	-	374,403.5
5439000	5/17/2002	293	293	0.2602	76.25	513	4.3482%	Fecal		CFU/100 mL	200	283.2	86400	-	373,130.0
5439000	10/2/2019	293	293	0.2602	76.25	513	4.3482%	Fecal		CFU/100 mL	200	283.2	86400	-	373,130.0
5439000	12/23/2015	292	292	0.2602	75.99	515	4.3651%	Fecal		CFU/100 mL	200	283.2	86400	-	371,856.5
5439000	3/28/1993	291	291	0.2602	75.73	516	4.3736%	Fecal		CFU/100 mL	200	283.2	86400	-	370,583.0
5439000	6/30/1993	291	291	0.2602	75.73	516	4.3736%	Fecal		CFU/100 mL	200	283.2	86400	-	370,583.0
5439000	2/12/1998	290	290	0.2602	75.47	518	4.3906%	Fecal		CFU/100 mL	200	283.2	86400	-	369,309.6
5439000	12/30/2019	290	290	0.2602	75.47	518	4.3906%	Fecal		CFU/100 mL	200	283.2	86400	-	369,309.6
5439000	11/22/1992	289	289	0.2602	75.21	520	4.4075%	Fecal		CFU/100 mL	200	283.2	86400	-	368,036.1
5439000	5/13/2003	289	289	0.2602	75.21	520	4.4075%	Fecal		CFU/100 mL	200	283.2	86400	-	368,036.1
5439000	4/1/1998	288	288	0.2602	74.95	522	4.4245%	Fecal		CFU/100 mL	200	283.2	86400	-	366,762.6
5439000	5/29/1991	287	287	0.2602	74.69	523	4.4330%	Fecal		CFU/100 mL	200	283.2	86400	-	365,489.1
5439000	4/9/1998	286	286	0.2602	74.43	524	4.4414%	Fecal		CFU/100 mL	200	283.2	86400	-	364,215.6
5439000	1/28/1999	286	286	0.2602	74.43	524	4.4414%	Fecal		CFU/100 mL	200	283.2	86400	-	364,215.6
5439000	5/2/2009	286	286	0.2602	74.43	524	4.4414%	Fecal		CFU/100 mL	200	283.2	86400	-	364,215.6
5439000	5/16/2010	286	286	0.2602	74.43	524	4.4414%	Fecal		CFU/100 mL	200	283.2	86400	-	364,215.6
5439000	4/2/2017	286	286	0.2602	74.43	524	4.4414%	Fecal		CFU/100 mL	200	283.2	86400	-	364,215.6
5439000	7/27/2017	286	286	0.2602	74.43	524	4.4414%	Fecal		CFU/100 mL	200	283.2	86400	-	364,215.6
5439000	4/5/1993	285	285	0.2602	74.17	530	4.4923%	Fecal		CFU/100 mL	200	283.2	86400	-	362,942.2
5439000	9/28/1993	285	285	0.2602	74.17	530	4.4923%	Fecal		CFU/100 mL	200	283.2	86400	-	362,942.2
5439000	6/2/2011	285	285	0.2602	74.17	530	4.4923%	Fecal		CFU/100 mL	200	283.2	86400	-	362,942.2
5439000	6/23/2014	285	285	0.2602	74.17	530	4.4923%	Fecal		CFU/100 mL	200	283.2	86400	-	362,942.2
5439000	5/16/2018	285	285	0.2602	74.17	530	4.4923%	Fecal		CFU/100 mL	200	283.2	86400	-	362,942.2
5439000	1/11/2020	285	285	0.2602	74.17	530	4.4923%	Fecal		CFU/100 mL	200	283.2	86400	-	362,942.2
5439000	6/22/2015	284	284	0.2602	73.91	536	4.5431%	Fecal		CFU/100 mL	200	283.2	86400	-	361,668.7
5439000	6/16/1993	283	283	0.2602	73.64	537	4.5516%	Fecal		CFU/100 mL	200	283.2	86400	-	360,395.2
5439000	9/15/1993	283	283	0.2602	73.64	537	4.5516%	Fecal		CFU/100 mL	200	283.2	86400	-	360,395.2
5439000	11/30/1991	282	282	0.2602	73.38	539	4.5686%	Fecal		CFU/100 mL	200	283.2	86400	-	359,121.7
5439000	11/8/1994	282	282	0.2602	73.38	539	4.5686%	Fecal		CFU/100 mL	200	283.2	86400	-	359,121.7
5439000	12/24/2007	282	282	0.2602	73.38	539	4.5686%	Fecal		CFU/100 mL	200	283.2	86400	-	359,121.7
5439000	6/24/2010	282	282	0.2602	73.38	539	4.5686%	Fecal		CFU/100 mL	200	283.2	86400	-	359,121.7
5439000	3/10/2013	282	282	0.2602	73.38	539	4.5686%	Fecal		CFU/100 mL	200	283.2	86400	-	359,121.7
5439000	5/17/2019	282	282	0.2602	73.38	539	4.5686%	Fecal		CFU/100 mL	200	283.2	86400	-	359,121.7
5439000	5/22/2019	282	282	0.2602	73.38	539	4.5686%	Fecal		CFU/100 mL	200	283.2	86400	-	359,121.7
5439000	9/17/2019	282	282	0.2602	73.38	539	4.5686%	Fecal		CFU/100 mL	200	283.2	86400	-	359,121.7
5439000	4/25/2013	281	281	0.2602	73.12	547	4.6364%	Fecal		CFU/100 mL	200	283.2	86400	-	357,848.2
5439000	6/24/2018	281	281	0.2602	73.12	547	4.6364%	Fecal		CFU/100 mL	200	283.2	86400	-	357,848.2
5439000	6/25/1996	280	280	0.2602	72.86	549	4.6533%	Fecal		CFU/100 mL	200	283.2	86400	-	356,574.8
5439000	2/12/1999	280	280	0.2602	72.86	549	4.6533%	Fecal		CFU/100 mL	200	283.2	86400	-	356,574.8
5439000	8/31/2007	280	280	0.2602	72.86	549	4.6533%	Fecal		CFU/100 mL	200	283.2	86400	-	356,574.8
5439000	7/4/2014	280	280	0.2602	72.86	549	4.6533%	Fecal		CFU/100 mL	200	283.2	86400	-	356,574.8
5439000	4/16/2017	280	280	0.2602	72.86	549	4.6533%	Fecal		CFU/100 mL	200	283.2	86400	-	356,574.8
5439000	5/21/2020	280	280	0.2602	72.86	549	4.6533%	Fecal		CFU/100 mL	200	283.2	86400	-	356,574.8
5439000	5/16/2004	279	279	0.2602	72.60	555	4.7042%	Fecal		CFU/100 mL	200	283.2	86400	-	355,301.3
5439000	11/24/1992	278	278	0.2602	72.34	556	4.7127%	Fecal		CFU/100 mL	200	283.2	86400	-	354,027.8
5439000	6/20/1996	278	278	0.2602	72.34	556	4.7127%	Fecal		CFU/100 mL	200	283.2	86400	-	354,027.8
5439000	9/20/2008	278	278	0.2602	72.34	556	4.7127%	Fecal		CFU/100 mL	200	283.2	86400	-	354,027.8
5439000	12/17/2015	278	278	0.2602	72.34	556	4.7127%	Fecal		CFU/100 mL	200	283.2	86400	-	354,027.8
5439000	2/25/2018	278	278	0.2602	72.34	556	4.7127%	Fecal		CFU/100 mL	200	283.2	86400	-	354,027.8
5439000	2/25/2019	278	278	0.2602	72.34	556	4.7127%	Fecal		CFU/100 mL	200	283.2	86400	-	354,027.8
5439000	4/22/1993	277	277	0.2602	72.08	562	4.7635%	Fecal		CFU/100 mL	200	283.2	86400	-	352,754.3
5439000	3/18/2014	277	277	0.2602	72.08	562	4.7635%	Fecal		CFU/100 mL	200	283.2	86400	-	352,754.3
5439000	3/20/2014	277	277	0.2602	72.08	562	4.7635%	Fecal		CFU/100 mL	200	283.2	86400	-	352,754.3
5439000	5/31/1991	276	276	0.2602	71.82	565	4.7889%	Fecal		CFU/100 mL	200	283.2	86400	-	351,480.8
5439000	5/17/2016	276	276	0.2602	71.82	565	4.7889%	Fecal		CFU/100 mL	200	283.2	86400	-	351,480.8
5439000	10/30/2019	276	276	0.2602	71.82	565	4.7889%	Fecal		CFU/100 mL	200	283.2	86400	-	351,480.8
5439000	5/6/2019	275	275	0.2602	71.56	568	4.8144%	Fecal		CFU/100 mL	200	283.2	86400	-	350,207.3
5439000	4/18/1998	274	274	0.2602	71.30	569	4.8229%	Fecal		CFU/100 mL	200	283.2	86400	-	348,933.9
5439000	5/15/2002	274	274	0.2602	71.30	569	4.8229%	Fecal		CFU/100 mL	200	283.2	86400	-	348,933.9
5439000	1/26/2010	274	274	0.2602	71.30	569	4.8229%	Fecal		CFU/100 mL	200	283.2	86400	-	348,933.9
5439000	4/27/2011	274	274	0.2602	71.30	569	4.8229%	Fecal		CFU/100 mL	200	283.2	86400	-	348,933.9
5439000	3/20/1991	273	273	0.2602	71.04	573	4.8568%	Fecal		CFU/100 mL	200	283.2	86400	-	347,660.4
5439000	6/19/2014	273	273	0.2602	71.04	573	4.8568%	Fecal		CFU/100 mL	200	283.2	86400	-	347,660.4
5439000	5/12/1990	272	272	0.2602	70.78	575	4.8737%	Fecal		CFU/100 mL	200	283.2	86400	-	346,386.9
5439000	11/2/2009	272	272	0.2602	70.78	575	4.8737%	Fecal		CFU/100 mL	200	283.2	86400	-	346,386.9
5439000	12/1/2015	272	272	0.2602	70.78	575	4.8737%	Fecal		CFU/100 mL	200	283.2	86400	-	346,386.9
5439000	1/24/1993	271	271	0.2602	70.52	578	4.8991%	Fecal		CFU/100 mL	200	283.2	86400	-	345,113.4
5439000	3/1/2007	271	271	0.2602	70.52	578	4.8991%	Fecal		CFU/100 mL	200	283.2	86400	-	345,113.4
5439000	1/10/2008	271	271	0.2602	70.52	578	4.8991%	Fecal		CFU/100 mL	200	283.2	86400	-	345,113.4
5439000	5/1/2003	270	270	0.2602	70.26	581	4.9246%	Fecal		CFU/100 mL	200	283.2	86400	-	343,839.9
5439000	12/31/2015	270	270	0.2602	70.26	581	4.9246%	Fecal		CFU/100 mL	200	283.2	86400	-	343,839.9
5439000	3/8/1993	269	269	0.2602	70.00	583	4.9415%	Fecal		CFU/100 mL	200	283.2	86400	-	342,566.5
5439000	6/13/1998	269	269	0.2602	70.00	583	4.9415%	Fecal		CFU/100 mL	200	283.2	86400	-	342,566.5
5439000	7/3/2000	269	269	0.2602	70.00	583	4.9415%	Fecal		CFU/100 mL	200	283.2	86400	-	342,566.5
5439000	3/13/2009	269	269	0.2602	70.00	583	4.9415%	Fecal		CFU/100 mL	200	283.2	86400	-	342,566.5
5439000	3/6/2011	269	269	0.2602	70.00	583	4.9415%	Fecal		CFU/100 mL	200	283.2	86400	-	342,566.5
5439000	10/23/2009	268	268	0.2602	69.74	588	4.9839%	Fecal		CFU/100 mL	200	283.2	86400	-	341,293.0
5439000	6/13/2011	268	268	0.2602	69.74	588	4.9839%	Fecal		CFU/100 mL	200	283.2	86400	-	341,293.0
5439000	5/7/2015	268	268	0.2602	69.74	588	4.9839%	Fecal		CFU/100 mL	200	283.2	86400	-	341,293.0
5439000	11/30/1990	267	267	0.2602	69.48	591	5.0093%	Fecal		CFU/100 mL	200	283.2	86400	-	340,019.5
5439000	3/2/1991	267	267	0.2602	69.48	591	5.0093%	Fecal		CFU/100 mL	200	283.2	86400	-	340,019.5
5439000	5/16/2002	267	267	0.2602	69.48	591	5.0093%	Fecal		CFU/100 mL	200	283.2	86400	-	340,019.5
5439000	5/20/2004	267	267	0.2602	69.48	591	5.0093%	Fecal		CFU/100 mL	200	283.2	86400	-	340,019.5
5439000	4/14/2008	267	267	0.2602	69.48	591	5.0093%	Fecal		CFU/100 mL	200	283.2	86400	-	340,019.5
5439000	2/24/2018	267	267	0.2602	69.48	591	5.0093%	Fecal		CFU/100 mL	200	283.2	86400	-	340,019.5
5439000	5/1/2020	267	267	0.2602	69.48	591	5.0093%	Fecal		CFU/100 mL	200	283.2	86400	-	340,019.5
5439000	5/27/1995	266	266	0.2602	69.22	598	5.0687%	Fecal		CFU/100 mL	200	283.2	86400	-	338,746.0
5439000	12/29/2009	266	266	0.2602	69.22	598	5.0687%	Fecal		CFU/100 mL	200	283.2	86400	-	338,746.0
5439000	6/29/2013	266	266	0.2602	69.22	598	5.0687%	Fecal		CFU/100 mL	200	283.2	86400	-	338,746.0
5439000	12/2/2015	266	266	0.2602	69.22	598	5.0687%	Fecal		CFU/100 mL	200	283.2	86400	-	338,746.0
5439000	5/14/2020	266	266	0.2602	69.22	598	5.0687%	Fecal		CFU/100 mL	200	283.2	86400	-	338,746.0
5439000	2/25/1997	265	265	0.2602	68.96	603	5.1110%	Fecal		CFU/100 mL	200	283.2	86400	-	337,472.5
5439000	3/6/2004	265	265	0.2602	68.96	603	5.1110%	Fecal		CFU/100 mL	200	283.2	86400	-	337,472.5
5439000	4/21/2011	265	265	0.2602	68.96	603	5.1110%	Fecal		CFU/100 mL	200	283.2	86400	-	337,472.5
5439000	1/26/1999	264	264	0.2602	68.70	606	5.1365%	Fecal		CFU/100 mL	200	283.2	86400	-	336,199.1
5439000	6/6/2001	264	264	0.2602	68.70	606	5.1365%	Fecal		CFU/100 mL	200	283.2	86400	-	336,199.1
5439000	4/23/2011	263	263	0.2602	68.44	608	5.1534%	Fecal		CFU/100 mL	200	283.2	86400	-	334,925.6
5439000	6/2/2019	263	263	0.2602	68.44	608	5.1534%	Fecal		CFU/100 mL	200	283.2	86400	-	334,925.6
5439000	11/3/2019	263	263	0.2602	68.44	608	5.1534%	Fecal		CFU/100 mL	200	283.2	86400	-	334,925.6
5439000	3/12/2021	263	263	0.2602	68.44	608	5.1534%	Fecal		CFU/100 mL	200	283.2	86400	-	334,925.6
5439000	3/25/2007	262	262	0.2602	68.18	612	5.1873%	Fecal		CFU/100 mL	200	283.2	86400	-	333,652.1
5439000	3/29/2009	262	262	0.2602	68.18	612	5.1873%	Fecal		CFU/100 mL	200	283.2	86400	-	333,652.1
5439000	5/13/1990	261	261	0.2602	67.92	614	5.2043%	Fecal		CFU/100 mL	200	283.2	86400	-	332,378.6
5439000	7/30/1996	261	261	0.2602	67.92	614	5.2043%	Fecal		CFU/100 mL	200	283.2	86400	-	332,378.6
5439000	3/10/2011	261	261	0.2602	67.92	614	5.2043%	Fecal		CFU/100 mL	200	283.2	86400	-	332,378.6
5439000	4/26/2011	261	261	0.2602	67.92	614	5.2043%	Fecal		CFU/100 mL	200	283.2	86400	-	332,378.6
5439000	5/7/2019	261	261	0.2602	67.92	614	5.2043%	Fecal		CFU/100 mL	200	283.2	86400	-	332,378.6
5439000	6/4/1995	260	260	0.2602	67.66	619	5.2467%	Fecal		CFU/100 mL	200	283.2	86400	-	331,105.1
5439000	6/12/1999	260	260	0.2602	67.66	619	5.2467%	Fecal		CFU/100 mL	200	283.2	86400	-	331,105.1
5439000	6/4/2004	260	260	0.2602	67.66	619	5.2467%	Fecal		CFU/100 mL	200	283.2	86400	-	331,105.1
5439000	6/28/2013	260	260	0.2602	67.66	619	5.2467%	Fecal		CFU/100 mL	200	283.2	86400	-	331,105.1
5439000	6/26/2018	260	260	0.2602	67.66	619	5.2467%	Fecal		CFU/100 mL	200	283.2	86400	-	331,105.1
5439000	6/2/2000	259	259	0.2602	67.40	624	5.2890%	Fecal		CFU/100 mL	200	283.2	86400	-	329,831.6
5439000	4/21/2009	259	259	0.2602	67.40	624	5.2890%	Fecal		CFU/100 mL	200	283.2	86400	-	329,831.6

Gage ID	Date	Discharge (CFS)	Gage Discharge (less Surrogate NPDES) (CFS)	Watershed Area Ratio	Calculated flow (CFS)	Rank	Flow Exceedance %	Parameter	Results	Units (mg or micro_gram	Limit/Standard	100mL/CF	sec/day	Actual Load (million colonies/day)	Allowable Load (million colonies/day)
5439000	12/18/1992	258	258	0.2602	67.14	626	5.3060%	Fecal		CFU/100 mL	200	283.2	86400	-	328,558.2
5439000	4/28/2007	258	258	0.2602	67.14	626	5.3060%	Fecal		CFU/100 mL	200	283.2	86400	-	328,558.2
5439000	5/26/2008	258	258	0.2602	67.14	626	5.3060%	Fecal		CFU/100 mL	200	283.2	86400	-	328,558.2
5439000	4/11/2013	258	258	0.2602	67.14	626	5.3060%	Fecal		CFU/100 mL	200	283.2	86400	-	328,558.2
5439000	10/16/2017	258	258	0.2602	67.14	626	5.3060%	Fecal		CFU/100 mL	200	283.2	86400	-	328,558.2
5439000	7/1/2021	258	258	0.2602	67.14	626	5.3060%	Fecal		CFU/100 mL	200	283.2	86400	-	328,558.2
5439000	11/27/1992	257	257	0.2602	66.88	632	5.3568%	Fecal		CFU/100 mL	200	283.2	86400	-	327,284.7
5439000	7/25/1993	257	257	0.2602	66.88	632	5.3568%	Fecal		CFU/100 mL	200	283.2	86400	-	327,284.7
5439000	3/14/2007	257	257	0.2602	66.88	632	5.3568%	Fecal		CFU/100 mL	200	283.2	86400	-	327,284.7
5439000	8/10/2007	257	257	0.2602	66.88	632	5.3568%	Fecal		CFU/100 mL	200	283.2	86400	-	327,284.7
5439000	5/11/2015	257	257	0.2602	66.88	632	5.3568%	Fecal		CFU/100 mL	200	283.2	86400	-	327,284.7
5439000	6/2/1991	256	256	0.2602	66.62	637	5.3992%	Fecal		CFU/100 mL	200	283.2	86400	-	326,011.2
5439000	3/29/1993	256	256	0.2602	66.62	637	5.3992%	Fecal		CFU/100 mL	200	283.2	86400	-	326,011.2
5439000	7/11/2000	256	256	0.2602	66.62	637	5.3992%	Fecal		CFU/100 mL	200	283.2	86400	-	326,011.2
5439000	10/31/2019	255	255	0.2602	66.36	640	5.4246%	Fecal		CFU/100 mL	200	283.2	86400	-	324,737.7
5439000	4/1/2020	255	255	0.2602	66.36	640	5.4246%	Fecal		CFU/100 mL	200	283.2	86400	-	324,737.7
5439000	4/11/1995	254	254	0.2602	66.10	642	5.4416%	Fecal		CFU/100 mL	200	283.2	86400	-	323,464.2
5439000	5/24/1996	254	254	0.2602	66.10	642	5.4416%	Fecal		CFU/100 mL	200	283.2	86400	-	323,464.2
5439000	2/2/1999	254	254	0.2602	66.10	642	5.4416%	Fecal		CFU/100 mL	200	283.2	86400	-	323,464.2
5439000	4/28/1995	253	253	0.2602	65.84	645	5.4670%	Fecal		CFU/100 mL	200	283.2	86400	-	322,190.8
5439000	7/24/1996	253	253	0.2602	65.84	645	5.4670%	Fecal		CFU/100 mL	200	283.2	86400	-	322,190.8
5439000	4/10/1998	253	253	0.2602	65.84	645	5.4670%	Fecal		CFU/100 mL	200	283.2	86400	-	322,190.8
5439000	6/13/2004	253	253	0.2602	65.84	645	5.4670%	Fecal		CFU/100 mL	200	283.2	86400	-	322,190.8
5439000	3/21/2007	253	253	0.2602	65.84	645	5.4670%	Fecal		CFU/100 mL	200	283.2	86400	-	322,190.8
5439000	5/8/2012	253	253	0.2602	65.84	645	5.4670%	Fecal		CFU/100 mL	200	283.2	86400	-	322,190.8
5439000	4/17/2013	253	253	0.2602	65.84	645	5.4670%	Fecal		CFU/100 mL	200	283.2	86400	-	322,190.8
5439000	3/17/2019	253	253	0.2602	65.84	645	5.4670%	Fecal		CFU/100 mL	200	283.2	86400	-	322,190.8
5439000	5/30/1995	252	252	0.2602	65.58	653	5.5348%	Fecal		CFU/100 mL	200	283.2	86400	-	320,917.3
5439000	2/26/1997	252	252	0.2602	65.58	653	5.5348%	Fecal		CFU/100 mL	200	283.2	86400	-	320,917.3
5439000	5/11/1998	252	252	0.2602	65.58	653	5.5348%	Fecal		CFU/100 mL	200	283.2	86400	-	320,917.3
5439000	4/6/2010	252	252	0.2602	65.58	653	5.5348%	Fecal		CFU/100 mL	200	283.2	86400	-	320,917.3
5439000	10/25/2017	252	252	0.2602	65.58	653	5.5348%	Fecal		CFU/100 mL	200	283.2	86400	-	320,917.3
5439000	3/17/1990	251	251	0.2602	65.32	658	5.5772%	Fecal		CFU/100 mL	200	283.2	86400	-	319,643.8
5439000	4/13/1995	251	251	0.2602	65.32	658	5.5772%	Fecal		CFU/100 mL	200	283.2	86400	-	319,643.8
5439000	11/12/1995	251	251	0.2602	65.32	658	5.5772%	Fecal		CFU/100 mL	200	283.2	86400	-	319,643.8
5439000	6/28/2018	251	251	0.2602	65.32	658	5.5772%	Fecal		CFU/100 mL	200	283.2	86400	-	319,643.8
5439000	11/25/1992	250	250	0.2602	65.06	662	5.6111%	Fecal		CFU/100 mL	200	283.2	86400	-	318,370.3
5439000	8/9/1996	250	250	0.2602	65.06	662	5.6111%	Fecal		CFU/100 mL	200	283.2	86400	-	318,370.3
5439000	5/26/2004	250	250	0.2602	65.06	662	5.6111%	Fecal		CFU/100 mL	200	283.2	86400	-	318,370.3
5439000	6/29/1990	249	249	0.2602	64.80	665	5.6365%	Fecal		CFU/100 mL	200	283.2	86400	-	317,096.8
5439000	3/29/1991	249	249	0.2602	64.80	665	5.6365%	Fecal		CFU/100 mL	200	283.2	86400	-	317,096.8
5439000	5/10/1996	249	249	0.2602	64.80	665	5.6365%	Fecal		CFU/100 mL	200	283.2	86400	-	317,096.8
5439000	7/10/2000	249	249	0.2602	64.80	665	5.6365%	Fecal		CFU/100 mL	200	283.2	86400	-	317,096.8
5439000	6/9/2008	249	249	0.2602	64.80	665	5.6365%	Fecal		CFU/100 mL	200	283.2	86400	-	317,096.8
5439000	3/21/2014	249	249	0.2602	64.80	665	5.6365%	Fecal		CFU/100 mL	200	283.2	86400	-	317,096.8
5439000	3/12/2019	249	249	0.2602	64.80	665	5.6365%	Fecal		CFU/100 mL	200	283.2	86400	-	317,096.8
5439000	6/10/1998	248	248	0.2602	64.54	672	5.6959%	Fecal		CFU/100 mL	200	283.2	86400	-	315,823.4
5439000	3/4/2007	248	248	0.2602	64.54	672	5.6959%	Fecal		CFU/100 mL	200	283.2	86400	-	315,823.4
5439000	5/8/2019	248	248	0.2602	64.54	672	5.6959%	Fecal		CFU/100 mL	200	283.2	86400	-	315,823.4
5439000	5/25/2019	247	247	0.2602	64.28	675	5.7213%	Fecal		CFU/100 mL	200	283.2	86400	-	314,549.9
5439000	11/1/2019	247	247	0.2602	64.28	675	5.7213%	Fecal		CFU/100 mL	200	283.2	86400	-	314,549.9
5439000	11/9/1994	246	246	0.2602	64.02	677	5.7383%	Fecal		CFU/100 mL	200	283.2	86400	-	313,276.4
5439000	4/29/1999	246	246	0.2602	64.02	677	5.7383%	Fecal		CFU/100 mL	200	283.2	86400	-	313,276.4
5439000	4/7/2010	246	246	0.2602	64.02	677	5.7383%	Fecal		CFU/100 mL	200	283.2	86400	-	313,276.4
5439000	5/28/2011	246	246	0.2602	64.02	677	5.7383%	Fecal		CFU/100 mL	200	283.2	86400	-	313,276.4
5439000	9/25/2019	246	246	0.2602	64.02	677	5.7383%	Fecal		CFU/100 mL	200	283.2	86400	-	313,276.4
5439000	6/5/1996	245	245	0.2602	63.76	682	5.7806%	Fecal		CFU/100 mL	200	283.2	86400	-	312,002.9
5439000	2/14/2005	245	245	0.2602	63.76	682	5.7806%	Fecal		CFU/100 mL	200	283.2	86400	-	312,002.9
5439000	12/25/2015	245	245	0.2602	63.76	682	5.7806%	Fecal		CFU/100 mL	200	283.2	86400	-	312,002.9
5439000	5/20/2019	245	245	0.2602	63.76	682	5.7806%	Fecal		CFU/100 mL	200	283.2	86400	-	312,002.9
5439000	8/4/2010	244	244	0.2602	63.50	686	5.8145%	Fecal		CFU/100 mL	200	283.2	86400	-	310,729.4
5439000	6/28/2021	244	244	0.2602	63.50	686	5.8145%	Fecal		CFU/100 mL	200	283.2	86400	-	310,729.4
5439000	4/22/2000	243	243	0.2602	63.24	688	5.8315%	Fecal		CFU/100 mL	200	283.2	86400	-	309,455.9
5439000	3/15/2008	243	243	0.2602	63.24	688	5.8315%	Fecal		CFU/100 mL	200	283.2	86400	-	309,455.9
5439000	6/18/1993	242	242	0.2602	62.98	690	5.8484%	Fecal		CFU/100 mL	200	283.2	86400	-	308,182.5
5439000	7/21/1993	242	242	0.2602	62.98	690	5.8484%	Fecal		CFU/100 mL	200	283.2	86400	-	308,182.5
5439000	3/14/2015	242	242	0.2602	62.98	690	5.8484%	Fecal		CFU/100 mL	200	283.2	86400	-	308,182.5
5439000	1/8/2019	242	242	0.2602	62.98	690	5.8484%	Fecal		CFU/100 mL	200	283.2	86400	-	308,182.5
5439000	4/17/1991	241	241	0.2602	62.72	694	5.8824%	Fecal		CFU/100 mL	200	283.2	86400	-	306,909.0
5439000	6/9/1996	241	241	0.2602	62.72	694	5.8824%	Fecal		CFU/100 mL	200	283.2	86400	-	306,909.0
5439000	10/7/2019	241	241	0.2602	62.72	694	5.8824%	Fecal	295	CFU/100 mL	200	283.2	86400	452,691	306,909.0
5439000	10/19/1998	240	240	0.2602	62.45	697	5.9078%	Fecal		CFU/100 mL	200	283.2	86400	-	305,635.5
5439000	5/12/2010	240	240	0.2602	62.45	697	5.9078%	Fecal		CFU/100 mL	200	283.2	86400	-	305,635.5
5439000	5/12/2019	240	240	0.2602	62.45	697	5.9078%	Fecal		CFU/100 mL	200	283.2	86400	-	305,635.5
5439000	6/2/1995	239	239	0.2602	62.19	700	5.9332%	Fecal		CFU/100 mL	200	283.2	86400	-	304,362.0
5439000	10/24/2009	239	239	0.2602	62.19	700	5.9332%	Fecal		CFU/100 mL	200	283.2	86400	-	304,362.0
5439000	6/27/2021	239	239	0.2602	62.19	700	5.9332%	Fecal		CFU/100 mL	200	283.2	86400	-	304,362.0
5439000	6/17/2000	238	238	0.2602	61.93	703	5.9586%	Fecal		CFU/100 mL	200	283.2	86400	-	303,088.5
5439000	2/28/2001	238	238	0.2602	61.93	703	5.9586%	Fecal		CFU/100 mL	200	283.2	86400	-	303,088.5
5439000	3/9/2007	238	238	0.2602	61.93	703	5.9586%	Fecal		CFU/100 mL	200	283.2	86400	-	303,088.5
5439000	4/3/2009	238	238	0.2602	61.93	703	5.9586%	Fecal		CFU/100 mL	200	283.2	86400	-	303,088.5
5439000	12/14/2011	238	238	0.2602	61.93	703	5.9586%	Fecal		CFU/100 mL	200	283.2	86400	-	303,088.5
5439000	6/30/2014	238	238	0.2602	61.93	703	5.9586%	Fecal		CFU/100 mL	200	283.2	86400	-	303,088.5
5439000	6/12/1993	237	237	0.2602	61.67	709	6.0095%	Fecal		CFU/100 mL	200	283.2	86400	-	301,815.1
5439000	4/23/1998	237	237	0.2602	61.67	709	6.0095%	Fecal		CFU/100 mL	200	283.2	86400	-	301,815.1
5439000	4/10/2002	237	237	0.2602	61.67	709	6.0095%	Fecal		CFU/100 mL	200	283.2	86400	-	301,815.1
5439000	3/16/2010	237	237	0.2602	61.67	709	6.0095%	Fecal		CFU/100 mL	200	283.2	86400	-	301,815.1
5439000	3/16/2013	237	237	0.2602	61.67	709	6.0095%	Fecal		CFU/100 mL	200	283.2	86400	-	301,815.1
5439000	1/22/1993	236	236	0.2602	61.41	714	6.0519%	Fecal		CFU/100 mL	200	283.2	86400	-	300,541.6
5439000	6/9/2002	236	236	0.2602	61.41	714	6.0519%	Fecal		CFU/100 mL	200	283.2	86400	-	300,541.6
5439000	6/14/2009	236	236	0.2602	61.41	714	6.0519%	Fecal		CFU/100 mL	200	283.2	86400	-	300,541.6
5439000	3/9/2010	236	236	0.2602	61.41	714	6.0519%	Fecal		CFU/100 mL	200	283.2	86400	-	300,541.6
5439000	6/23/2015	236	236	0.2602	61.41	714	6.0519%	Fecal		CFU/100 mL	200	283.2	86400	-	300,541.6
5439000	5/3/2016	236	236	0.2602	61.41	714	6.0519%	Fecal		CFU/100 mL	200	283.2	86400	-	300,541.6
5439000	4/3/2017	236	236	0.2602	61.41	714	6.0519%	Fecal		CFU/100 mL	200	283.2	86400	-	300,541.6
5439000	4/8/2017	236	236	0.2602	61.41	714	6.0519%	Fecal		CFU/100 mL	200	283.2	86400	-	300,541.6
5439000	3/21/1991	235	235	0.2602	61.15	722	6.1197%	Fecal		CFU/100 mL	200	283.2	86400	-	299,268.1
5439000	3/26/1991	235	235	0.2602	61.15	722	6.1197%	Fecal		CFU/100 mL	200	283.2	86400	-	299,268.1
5439000	1/1/1993	235	235	0.2602	61.15	722	6.1197%	Fecal		CFU/100 mL	200	283.2	86400	-	299,268.1
5439000	3/6/2008	235	235	0.2602	61.15	722	6.1197%	Fecal		CFU/100 mL	200	283.2	86400	-	299,268.1
5439000	3/31/2008	235	235	0.2602	61.15	722	6.1197%	Fecal		CFU/100 mL	200	283.2	86400	-	299,268.1
5439000	1/2/2009	235	235	0.2602	61.15	722	6.1197%	Fecal		CFU/100 mL	200	283.2	86400	-	299,268.1
5439000	5/5/2017	235	235	0.2602	61.15	722	6.1197%	Fecal		CFU/100 mL	200	283.2	86400	-	299,268.1
5439000	3/6/2021	235	235	0.2602	61.15	722	6.1197%	Fecal		CFU/100 mL	200	283.2	86400	-	299,268.1
5439000	3/20/1998	234	234	0.2602	60.89	730	6.1875%	Fecal		CFU/100 mL	200	283.2	86400	-	297,994.6
5439000	2/3/1999	234	234	0.2602	60.89	730	6.1875%	Fecal		CFU/100 mL	200	283.2	86400	-	297,994.6
5439000	6/23/2009	234	234	0.2602	60.89	730	6.1875%	Fecal		CFU/100 mL	200	283.2	86400	-	297,994.6
5439000	11/12/1992	233	233	0.2602	60.63	733	6.2129%	Fecal		CFU/100 mL	200	283.2	86400	-	296,721.1
5439000	11/10/1994	233	233	0.2602	60.63	733	6.2129%	Fecal		CFU/100 mL	200	283.2	86400	-	296,721.1
5439000	1/11/2008	233	233	0.2602	60.63	733	6.2129%	Fecal		CFU/100 mL	200	283.2	86400	-	296,721.1
5439000	6/13/2009	233	233	0.2602	60.63	733	6.2129%	Fecal		CFU/100 mL	200	283.2	86400	-	296,721.1
5439000	12/9/1991	232	232	0.2602	60.37	737	6.2468%	Fecal		CFU/100 mL	200	283.2	86400	-	295,447.7
5439000	3/23/1994	232	232	0.2602	60.37	737	6.2468%	Fecal		CFU/100 mL	200	283.2	86400	-	295,447.7
5439000	5/12/2015	232	232	0.2602	60.37	737	6.2468%	Fecal		CFU/100 mL	200	283.2	86400	-	295,447.7
5439000	5/12/1995	231	231	0.2602	60.11	740	6.2722%	Fecal		CFU/100 mL	200	283.2	86400	-	294,174.2
5439000	3/4/1997	231	231	0.2602	60.11	740	6.2722%	Fecal		CFU/100 mL	200	283.2	86400	-	294,174.2
5439000	4/27/1999	231	231	0.2602	60.11	740	6.2722%	Fecal		CFU/100 mL	200	283.2	86400	-	294,174.2
5439000	4/2/2008	231	231	0.2602	60.11	740	6.2722%	Fecal		CFU/100 mL	200	283.2	86400	-	294,174.2
5439000	6/25/2021	231	231	0.2602	60.11	740	6.2722%	Fecal		CFU/100 mL	200	283.2	86400	-	294,174.2
5439000	3/30/1993	230	230	0.2602	59.85	745	6.3146%	Fecal		CFU/100 mL	200	283.2	86400	-	292,900.7
5439000	4/6/1993	230	230	0.2602	59.85	745	6.3146%	Fecal		CFU/100 mL	200	283.2	86400	-	292,900.7
5439000	4/23/1993	230	230	0.2602	59.85	745	6.3146%	Fecal		CFU/100 mL	200	283.2	86400	-	292,900.7
5439000	6/6/1996	230	230	0.2602	59.85	745	6.3146%	Fecal		CFU/100 mL	200	283.2	86400	-	292,900.7
5439000	1/7/1998	230	230	0.2602	59.85	745	6.3146%	Fecal		CFU/100 mL	200	283.2	86400	-	292,900.7
5439000	3/15/2013	230	230	0.2602	59.85	745	6.3146%	Fecal		CFU/100 mL	200	283.2	86400	-	292,900.7

Gage ID	Date	Discharge (CFS)	Gage Discharge (less Surrogate NPDES) (CFS)	Watershed Area Ratio	Calculated flow (CFS)	Rank	Flow Exceedance %	Parameter	Results	Units (mg or micro_gram	Limit/Standard	100mL/CF	sec/day	Actual Load (million colonies/day)	Allowable Load (million colonies/day)
5439000	7/2/2013	230	230	0.2602	59.85	745	6.3146%	Fecal		CFU/100 mL	200	283.2	86400	-	292,900.7
5439000	4/17/2017	230	230	0.2602	59.85	745	6.3146%	Fecal		CFU/100 mL	200	283.2	86400	-	292,900.7
5439000	5/13/2017	230	230	0.2602	59.85	745	6.3146%	Fecal		CFU/100 mL	200	283.2	86400	-	292,900.7
5439000	4/11/1993	229	229	0.2602	59.59	754	6.3909%	Fecal		CFU/100 mL	200	283.2	86400	-	291,627.2
5439000	6/16/1999	229	229	0.2602	59.59	754	6.3909%	Fecal		CFU/100 mL	200	283.2	86400	-	291,627.2
5439000	5/5/2003	229	229	0.2602	59.59	754	6.3909%	Fecal		CFU/100 mL	200	283.2	86400	-	291,627.2
5439000	12/22/2006	229	229	0.2602	59.59	754	6.3909%	Fecal		CFU/100 mL	200	283.2	86400	-	291,627.2
5439000	6/30/1990	228	228	0.2602	59.33	758	6.4248%	Fecal		CFU/100 mL	200	283.2	86400	-	290,353.7
5439000	2/6/1993	228	228	0.2602	59.33	758	6.4248%	Fecal		CFU/100 mL	200	283.2	86400	-	290,353.7
5439000	2/19/2008	228	228	0.2602	59.33	758	6.4248%	Fecal		CFU/100 mL	200	283.2	86400	-	290,353.7
5439000	6/19/2010	228	228	0.2602	59.33	758	6.4248%	Fecal		CFU/100 mL	200	283.2	86400	-	290,353.7
5439000	8/5/2010	228	228	0.2602	59.33	758	6.4248%	Fecal		CFU/100 mL	200	283.2	86400	-	290,353.7
5439000	3/9/2011	228	228	0.2602	59.33	758	6.4248%	Fecal		CFU/100 mL	200	283.2	86400	-	290,353.7
5439000	4/28/2011	228	228	0.2602	59.33	758	6.4248%	Fecal		CFU/100 mL	200	283.2	86400	-	290,353.7
5439000	5/17/2011	228	228	0.2602	59.33	758	6.4248%	Fecal		CFU/100 mL	200	283.2	86400	-	290,353.7
5439000	6/3/2011	228	228	0.2602	59.33	758	6.4248%	Fecal		CFU/100 mL	200	283.2	86400	-	290,353.7
5439000	6/17/1993	227	227	0.2602	59.07	767	6.5011%	Fecal		CFU/100 mL	200	283.2	86400	-	289,080.2
5439000	6/22/1993	227	227	0.2602	59.07	767	6.5011%	Fecal		CFU/100 mL	200	283.2	86400	-	289,080.2
5439000	5/11/1996	227	227	0.2602	59.07	767	6.5011%	Fecal		CFU/100 mL	200	283.2	86400	-	289,080.2
5439000	4/26/1999	227	227	0.2602	59.07	767	6.5011%	Fecal		CFU/100 mL	200	283.2	86400	-	289,080.2
5439000	2/13/2001	227	227	0.2602	59.07	767	6.5011%	Fecal		CFU/100 mL	200	283.2	86400	-	289,080.2
5439000	5/18/2002	227	227	0.2602	59.07	767	6.5011%	Fecal		CFU/100 mL	200	283.2	86400	-	289,080.2
5439000	7/14/2008	227	227	0.2602	59.07	767	6.5011%	Fecal		CFU/100 mL	200	283.2	86400	-	289,080.2
5439000	5/7/2012	227	227	0.2602	59.07	767	6.5011%	Fecal		CFU/100 mL	200	283.2	86400	-	289,080.2
5439000	4/2/1998	226	226	0.2602	58.81	775	6.5689%	Fecal		CFU/100 mL	200	283.2	86400	-	287,806.8
5439000	1/27/1999	226	226	0.2602	58.81	775	6.5689%	Fecal		CFU/100 mL	200	283.2	86400	-	287,806.8
5439000	6/13/2018	226	226	0.2602	58.81	775	6.5689%	Fecal		CFU/100 mL	200	283.2	86400	-	287,806.8
5439000	12/7/1998	225	225	0.2602	58.55	778	6.5943%	Fecal		CFU/100 mL	200	283.2	86400	-	286,533.3
5439000	2/14/2001	225	225	0.2602	58.55	778	6.5943%	Fecal		CFU/100 mL	200	283.2	86400	-	286,533.3
5439000	9/1/2007	225	225	0.2602	58.55	778	6.5943%	Fecal		CFU/100 mL	200	283.2	86400	-	286,533.3
5439000	2/13/2009	225	225	0.2602	58.55	778	6.5943%	Fecal		CFU/100 mL	200	283.2	86400	-	286,533.3
5439000	5/27/2009	225	225	0.2602	58.55	778	6.5943%	Fecal		CFU/100 mL	200	283.2	86400	-	286,533.3
5439000	6/10/2009	225	225	0.2602	58.55	778	6.5943%	Fecal		CFU/100 mL	200	283.2	86400	-	286,533.3
5439000	11/20/2015	225	225	0.2602	58.55	778	6.5943%	Fecal		CFU/100 mL	200	283.2	86400	-	286,533.3
5439000	11/29/2015	225	225	0.2602	58.55	778	6.5943%	Fecal		CFU/100 mL	200	283.2	86400	-	286,533.3
5439000	7/25/1996	224	224	0.2602	58.29	786	6.6621%	Fecal		CFU/100 mL	200	283.2	86400	-	285,259.8
5439000	2/26/2000	224	224	0.2602	58.29	786	6.6621%	Fecal		CFU/100 mL	200	283.2	86400	-	285,259.8
5439000	5/14/2003	224	224	0.2602	58.29	786	6.6621%	Fecal		CFU/100 mL	200	283.2	86400	-	285,259.8
5439000	3/15/2007	224	224	0.2602	58.29	786	6.6621%	Fecal		CFU/100 mL	200	283.2	86400	-	285,259.8
5439000	4/22/2011	224	224	0.2602	58.29	786	6.6621%	Fecal		CFU/100 mL	200	283.2	86400	-	285,259.8
5439000	4/26/2013	224	224	0.2602	58.29	786	6.6621%	Fecal		CFU/100 mL	200	283.2	86400	-	285,259.8
5439000	3/11/2020	224	224	0.2602	58.29	786	6.6621%	Fecal		CFU/100 mL	200	283.2	86400	-	285,259.8
5439000	5/30/1991	223	223	0.2602	58.03	793	6.7215%	Fecal		CFU/100 mL	200	283.2	86400	-	283,986.3
5439000	3/9/1998	223	223	0.2602	58.03	793	6.7215%	Fecal		CFU/100 mL	200	283.2	86400	-	283,986.3
5439000	1/1/2011	223	223	0.2602	58.03	793	6.7215%	Fecal		CFU/100 mL	200	283.2	86400	-	283,986.3
5439000	3/9/1993	222	222	0.2602	57.77	796	6.7469%	Fecal		CFU/100 mL	200	283.2	86400	-	282,712.8
5439000	3/17/1999	222	222	0.2602	57.77	796	6.7469%	Fecal		CFU/100 mL	200	283.2	86400	-	282,712.8
5439000	2/15/2001	222	222	0.2602	57.77	796	6.7469%	Fecal		CFU/100 mL	200	283.2	86400	-	282,712.8
5439000	5/17/2009	222	222	0.2602	57.77	796	6.7469%	Fecal		CFU/100 mL	200	283.2	86400	-	282,712.8
5439000	5/22/2020	222	222	0.2602	57.77	796	6.7469%	Fecal		CFU/100 mL	200	283.2	86400	-	282,712.8
5439000	1/23/1993	221	221	0.2602	57.51	801	6.7893%	Fecal		CFU/100 mL	200	283.2	86400	-	281,439.4
5439000	5/5/1993	221	221	0.2602	57.51	801	6.7893%	Fecal		CFU/100 mL	200	283.2	86400	-	281,439.4
5439000	9/14/1993	221	221	0.2602	57.51	801	6.7893%	Fecal		CFU/100 mL	200	283.2	86400	-	281,439.4
5439000	5/15/1999	221	221	0.2602	57.51	801	6.7893%	Fecal		CFU/100 mL	200	283.2	86400	-	281,439.4
5439000	9/21/2008	221	221	0.2602	57.51	801	6.7893%	Fecal		CFU/100 mL	200	283.2	86400	-	281,439.4
5439000	3/27/2009	221	221	0.2602	57.51	801	6.7893%	Fecal		CFU/100 mL	200	283.2	86400	-	281,439.4
5439000	2/18/2022	221	221	0.2602	57.51	801	6.7893%	Fecal		CFU/100 mL	200	283.2	86400	-	281,439.4
5439000	12/30/1992	220	220	0.2602	57.25	808	6.8486%	Fecal		CFU/100 mL	200	283.2	86400	-	280,165.9
5439000	9/29/1993	220	220	0.2602	57.25	808	6.8486%	Fecal		CFU/100 mL	200	283.2	86400	-	280,165.9
5439000	3/18/1999	220	220	0.2602	57.25	808	6.8486%	Fecal		CFU/100 mL	200	283.2	86400	-	280,165.9
5439000	4/27/2009	220	220	0.2602	57.25	808	6.8486%	Fecal		CFU/100 mL	200	283.2	86400	-	280,165.9
5439000	7/24/2017	220	220	0.2602	57.25	808	6.8486%	Fecal		CFU/100 mL	200	283.2	86400	-	280,165.9
5439000	5/11/2010	219	219	0.2602	56.99	813	6.8910%	Fecal		CFU/100 mL	200	283.2	86400	-	278,892.4
5439000	3/22/2014	219	219	0.2602	56.99	813	6.8910%	Fecal		CFU/100 mL	200	283.2	86400	-	278,892.4
5439000	7/1/1993	218	218	0.2602	56.73	815	6.9080%	Fecal		CFU/100 mL	200	283.2	86400	-	277,618.9
5439000	2/24/2001	218	218	0.2602	56.73	815	6.9080%	Fecal		CFU/100 mL	200	283.2	86400	-	277,618.9
5439000	3/19/2001	218	218	0.2602	56.73	815	6.9080%	Fecal		CFU/100 mL	200	283.2	86400	-	277,618.9
5439000	7/13/2014	218	218	0.2602	56.73	815	6.9080%	Fecal		CFU/100 mL	200	283.2	86400	-	277,618.9
5439000	11/26/2015	218	218	0.2602	56.73	815	6.9080%	Fecal		CFU/100 mL	200	283.2	86400	-	277,618.9
5439000	3/25/2016	218	218	0.2602	56.73	815	6.9080%	Fecal		CFU/100 mL	200	283.2	86400	-	277,618.9
5439000	5/22/2018	218	218	0.2602	56.73	815	6.9080%	Fecal		CFU/100 mL	200	283.2	86400	-	277,618.9
5439000	12/5/2018	218	218	0.2602	56.73	815	6.9080%	Fecal		CFU/100 mL	200	283.2	86400	-	277,618.9
5439000	2/6/1991	217	217	0.2602	56.47	823	6.9758%	Fecal		CFU/100 mL	200	283.2	86400	-	276,345.4
5439000	7/26/1993	217	217	0.2602	56.47	823	6.9758%	Fecal		CFU/100 mL	200	283.2	86400	-	276,345.4
5439000	6/11/1996	217	217	0.2602	56.47	823	6.9758%	Fecal		CFU/100 mL	200	283.2	86400	-	276,345.4
5439000	6/5/2004	217	217	0.2602	56.47	823	6.9758%	Fecal		CFU/100 mL	200	283.2	86400	-	276,345.4
5439000	7/11/2007	217	217	0.2602	56.47	823	6.9758%	Fecal		CFU/100 mL	200	283.2	86400	-	276,345.4
5439000	12/29/2019	217	217	0.2602	56.47	823	6.9758%	Fecal		CFU/100 mL	200	283.2	86400	-	276,345.4
5439000	2/23/1994	216	216	0.2602	56.21	829	7.0266%	Fecal		CFU/100 mL	200	283.2	86400	-	275,072.0
5439000	3/20/2001	216	216	0.2602	56.21	829	7.0266%	Fecal		CFU/100 mL	200	283.2	86400	-	275,072.0
5439000	12/23/2006	216	216	0.2602	56.21	829	7.0266%	Fecal		CFU/100 mL	200	283.2	86400	-	275,072.0
5439000	3/26/2007	216	216	0.2602	56.21	829	7.0266%	Fecal		CFU/100 mL	200	283.2	86400	-	275,072.0
5439000	2/26/2018	216	216	0.2602	56.21	829	7.0266%	Fecal		CFU/100 mL	200	283.2	86400	-	275,072.0
5439000	6/28/1993	215	215	0.2602	55.95	834	7.0690%	Fecal		CFU/100 mL	200	283.2	86400	-	273,798.5
5439000	5/18/2016	215	215	0.2602	55.95	834	7.0690%	Fecal		CFU/100 mL	200	283.2	86400	-	273,798.5
5439000	11/29/2016	215	215	0.2602	55.95	834	7.0690%	Fecal		CFU/100 mL	200	283.2	86400	-	273,798.5
5439000	1/21/2017	215	215	0.2602	55.95	834	7.0690%	Fecal		CFU/100 mL	200	283.2	86400	-	273,798.5
5439000	4/4/2017	215	215	0.2602	55.95	834	7.0690%	Fecal		CFU/100 mL	200	283.2	86400	-	273,798.5
5439000	1/12/2020	215	215	0.2602	55.95	834	7.0690%	Fecal		CFU/100 mL	200	283.2	86400	-	273,798.5
5439000	1/16/1995	214	214	0.2602	55.69	840	7.1199%	Fecal		CFU/100 mL	200	283.2	86400	-	272,525.0
5439000	4/19/1998	214	214	0.2602	55.69	840	7.1199%	Fecal		CFU/100 mL	200	283.2	86400	-	272,525.0
5439000	3/10/2002	214	214	0.2602	55.69	840	7.1199%	Fecal		CFU/100 mL	200	283.2	86400	-	272,525.0
5439000	5/17/2004	214	214	0.2602	55.69	840	7.1199%	Fecal		CFU/100 mL	200	283.2	86400	-	272,525.0
5439000	5/27/2004	214	214	0.2602	55.69	840	7.1199%	Fecal		CFU/100 mL	200	283.2	86400	-	272,525.0
5439000	3/14/2009	214	214	0.2602	55.69	840	7.1199%	Fecal		CFU/100 mL	200	283.2	86400	-	272,525.0
5439000	12/30/2009	214	214	0.2602	55.69	840	7.1199%	Fecal		CFU/100 mL	200	283.2	86400	-	272,525.0
5439000	4/24/2011	214	214	0.2602	55.69	840	7.1199%	Fecal		CFU/100 mL	200	283.2	86400	-	272,525.0
5439000	6/15/2016	214	214	0.2602	55.69	840	7.1199%	Fecal		CFU/100 mL	200	283.2	86400	-	272,525.0
5439000	3/19/2021	214	214	0.2602	55.69	840	7.1199%	Fecal		CFU/100 mL	200	283.2	86400	-	272,525.0
5439000	3/17/1991	213	213	0.2602	55.43	850	7.2046%	Fecal		CFU/100 mL	200	283.2	86400	-	271,251.5
5439000	6/21/1996	213	213	0.2602	55.43	850	7.2046%	Fecal		CFU/100 mL	200	283.2	86400	-	271,251.5
5439000	5/6/1999	213	213	0.2602	55.43	850	7.2046%	Fecal		CFU/100 mL	200	283.2	86400	-	271,251.5
5439000	5/7/1999	213	213	0.2602	55.43	850	7.2046%	Fecal		CFU/100 mL	200	283.2	86400	-	271,251.5
5439000	12/13/2006	213	213	0.2602	55.43	850	7.2046%	Fecal		CFU/100 mL	200	283.2	86400	-	271,251.5
5439000	12/10/2008	213	213	0.2602	55.43	850	7.2046%	Fecal		CFU/100 mL	200	283.2	86400	-	271,251.5
5439000	5/13/2011	213	213	0.2602	55.43	850	7.2046%	Fecal		CFU/100 mL	200	283.2	86400	-	271,251.5
5439000	12/22/2015	213	213	0.2602	55.43	850	7.2046%	Fecal		CFU/100 mL	200	283.2	86400	-	271,251.5
5439000	6/5/2019	213	213	0.2602	55.43	850	7.2046%	Fecal		CFU/100 mL	200	283.2	86400	-	271,251.5
5439000	5/4/1993	212	212	0.2602	55.17	859	7.2809%	Fecal		CFU/100 mL	200	283.2	86400	-	269,978.0
5439000	5/3/2018	212	212	0.2602	55.17	859	7.2809%	Fecal		CFU/100 mL	200	283.2	86400	-	269,978.0
5439000	5/14/1990	211	211	0.2602	54.91	861	7.2978%	Fecal		CFU/100 mL	200	283.2	86400	-	268,704.5
5439000	6/28/1994	211	211	0.2602	54.91	861	7.2978%	Fecal		CFU/100 mL	200	283.2	86400	-	268,704.5
5439000	5/13/1995	211	211	0.2602	54.91	861	7.2978%	Fecal		CFU/100 mL	200	283.2	86400	-	268,704.5
5439000	7/9/2007	211	211	0.2602	54.91	861	7.2978%	Fecal		CFU/100 mL	200	283.2	86400	-	268,704.5
5439000	5/17/2010	211	211	0.2602	54.91	861	7.2978%	Fecal		CFU/100 mL	200	283.2	86400	-	268,704.5
5439000	5/8/2015	211	211	0.2602	54.91	861	7.2978%	Fecal		CFU/100 mL	200	283.2	86400	-	268,704.5
5439000	1/2/2019	211	211	0.2602	54.91	861	7.2978%	Fecal		CFU/100 mL	200	283.2	86400	-	268,704.5
5439000	11/14/1992	210	210	0.2602	54.65	868	7.3572%	Fecal		CFU/100 mL	200	283.2	86400	-	267,431.1
5439000	11/28/1992	210	210	0.2602	54.65	868	7.3572%	Fecal		CFU/100 mL	200	283.2	86400	-	267,431.1
5439000	1/2/2011	210	210	0.2602	54.65	868	7.3572%	Fecal		CFU/100 mL	200	283.2	86400	-	267,431.1
5439000	4/12/2013	210	210	0.2602	54.65	868	7.3572%	Fecal		CFU/100 mL	200	283.2	86400	-	267,431.1
5439000	2/22/2011	209	209	0.2602	54.39	872	7.3911%	Fecal		CFU/100 mL	200	283.2	86400	-	266,157.6
5439000	6/14/2011	209	209	0.2602	54.39	872	7.3911%	Fecal		CFU/100 mL	200	283.2	86400	-	266,157.6
5439000	6/25/2015	209	209	0.2602	54.39	872	7.3911%	Fecal		CFU/100 mL	200	283.2	86400	-	266,157.6
5439000	12/27/2016	209	209	0.2602	54.39	872	7.3911%	Fecal		CFU/100 mL	200	283.2	86400	-	266,157.6

Gage ID	Date	Discharge (CFS)	Gage Discharge (less Surrogate NPDES) (CFS)	Watershed Area Ratio	Calculated flow (CFS)	Rank	Flow Exceedance %	Parameter	Results	Units (mg or micro_gram	Limit/Standard	100mL/CF	sec/day	Actual Load (million colonies/day)	Allowable Load (million colonies/day)
5439000	7/22/2007	208	208	0.2602	54.13	876	7.4250%	Fecal		CFU/100 mL	200	283.2	86400	-	264,884.1
5439000	4/28/2009	208	208	0.2602	54.13	876	7.4250%	Fecal		CFU/100 mL	200	283.2	86400	-	264,884.1
5439000	12/17/2011	208	208	0.2602	54.13	876	7.4250%	Fecal		CFU/100 mL	200	283.2	86400	-	264,884.1
5439000	12/1/1990	207	207	0.2602	53.87	879	7.4504%	Fecal		CFU/100 mL	200	283.2	86400	-	263,610.6
5439000	3/20/1994	207	207	0.2602	53.87	879	7.4504%	Fecal		CFU/100 mL	200	283.2	86400	-	263,610.6
5439000	4/20/1998	207	207	0.2602	53.87	879	7.4504%	Fecal		CFU/100 mL	200	283.2	86400	-	263,610.6
5439000	4/15/2008	207	207	0.2602	53.87	879	7.4504%	Fecal		CFU/100 mL	200	283.2	86400	-	263,610.6
5439000	11/3/2009	207	207	0.2602	53.87	879	7.4504%	Fecal		CFU/100 mL	200	283.2	86400	-	263,610.6
5439000	2/11/2013	207	207	0.2602	53.87	879	7.4504%	Fecal		CFU/100 mL	200	283.2	86400	-	263,610.6
5439000	7/5/2014	207	207	0.2602	53.87	879	7.4504%	Fecal		CFU/100 mL	200	283.2	86400	-	263,610.6
5439000	5/9/2015	207	207	0.2602	53.87	879	7.4504%	Fecal		CFU/100 mL	200	283.2	86400	-	263,610.6
5439000	3/18/1990	206	206	0.2602	53.61	887	7.5182%	Fecal		CFU/100 mL	200	283.2	86400	-	262,337.1
5439000	3/7/1992	206	206	0.2602	53.61	887	7.5182%	Fecal		CFU/100 mL	200	283.2	86400	-	262,337.1
5439000	6/10/1996	206	206	0.2602	53.61	887	7.5182%	Fecal		CFU/100 mL	200	283.2	86400	-	262,337.1
5439000	3/3/2018	206	206	0.2602	53.61	887	7.5182%	Fecal		CFU/100 mL	200	283.2	86400	-	262,337.1
5439000	11/4/2019	206	206	0.2602	53.61	887	7.5182%	Fecal		CFU/100 mL	200	283.2	86400	-	262,337.1
5439000	1/7/1993	205	205	0.2602	53.35	892	7.5606%	Fecal		CFU/100 mL	200	283.2	86400	-	261,063.7
5439000	6/26/2000	205	205	0.2602	53.35	892	7.5606%	Fecal		CFU/100 mL	200	283.2	86400	-	261,063.7
5439000	1/6/2008	205	205	0.2602	53.35	892	7.5606%	Fecal		CFU/100 mL	200	283.2	86400	-	261,063.7
5439000	5/14/2008	205	205	0.2602	53.35	892	7.5606%	Fecal		CFU/100 mL	200	283.2	86400	-	261,063.7
5439000	3/11/2015	205	205	0.2602	53.35	892	7.5606%	Fecal		CFU/100 mL	200	283.2	86400	-	261,063.7
5439000	4/26/2015	205	205	0.2602	53.35	892	7.5606%	Fecal		CFU/100 mL	200	283.2	86400	-	261,063.7
5439000	5/8/1997	204	204	0.2602	53.09	898	7.6115%	Fecal		CFU/100 mL	200	283.2	86400	-	259,790.2
5439000	6/13/2013	204	204	0.2602	53.09	898	7.6115%	Fecal		CFU/100 mL	200	283.2	86400	-	259,790.2
5439000	1/18/2017	204	204	0.2602	53.09	898	7.6115%	Fecal		CFU/100 mL	200	283.2	86400	-	259,790.2
5439000	6/4/2019	204	204	0.2602	53.09	898	7.6115%	Fecal		CFU/100 mL	200	283.2	86400	-	259,790.2
5439000	5/12/1998	203	203	0.2602	52.83	902	7.6454%	Fecal		CFU/100 mL	200	283.2	86400	-	258,516.7
5439000	4/22/2009	203	203	0.2602	52.83	902	7.6454%	Fecal		CFU/100 mL	200	283.2	86400	-	258,516.7
5439000	5/15/2009	203	203	0.2602	52.83	902	7.6454%	Fecal		CFU/100 mL	200	283.2	86400	-	258,516.7
5439000	4/24/1993	202	202	0.2602	52.57	905	7.6708%	Fecal		CFU/100 mL	200	283.2	86400	-	257,243.2
5439000	5/18/2004	202	202	0.2602	52.57	905	7.6708%	Fecal		CFU/100 mL	200	283.2	86400	-	257,243.2
5439000	3/11/2011	202	202	0.2602	52.57	905	7.6708%	Fecal		CFU/100 mL	200	283.2	86400	-	257,243.2
5439000	6/24/2014	202	202	0.2602	52.57	905	7.6708%	Fecal		CFU/100 mL	200	283.2	86400	-	257,243.2
5439000	12/18/2015	202	202	0.2602	52.57	905	7.6708%	Fecal		CFU/100 mL	200	283.2	86400	-	257,243.2
5439000	3/17/2001	201	201	0.2602	52.31	910	7.7132%	Fecal		CFU/100 mL	200	283.2	86400	-	255,969.7
5439000	5/27/2019	201	201	0.2602	52.31	910	7.7132%	Fecal		CFU/100 mL	200	283.2	86400	-	255,969.7
5439000	3/22/1991	200	200	0.2602	52.05	913	7.7386%	Fecal		CFU/100 mL	200	283.2	86400	-	254,696.3
5439000	12/19/1992	200	200	0.2602	52.05	913	7.7386%	Fecal		CFU/100 mL	200	283.2	86400	-	254,696.3
5439000	4/7/1993	200	200	0.2602	52.05	913	7.7386%	Fecal		CFU/100 mL	200	283.2	86400	-	254,696.3
5439000	5/31/1995	200	200	0.2602	52.05	913	7.7386%	Fecal		CFU/100 mL	200	283.2	86400	-	254,696.3
5439000	6/5/1995	200	200	0.2602	52.05	913	7.7386%	Fecal		CFU/100 mL	200	283.2	86400	-	254,696.3
5439000	6/14/1998	200	200	0.2602	52.05	913	7.7386%	Fecal		CFU/100 mL	200	283.2	86400	-	254,696.3
5439000	3/21/2001	200	200	0.2602	52.05	913	7.7386%	Fecal		CFU/100 mL	200	283.2	86400	-	254,696.3
5439000	5/3/2009	200	200	0.2602	52.05	913	7.7386%	Fecal		CFU/100 mL	200	283.2	86400	-	254,696.3
5439000	12/3/2015	200	200	0.2602	52.05	913	7.7386%	Fecal		CFU/100 mL	200	283.2	86400	-	254,696.3
5439000	6/3/2019	200	200	0.2602	52.05	913	7.7386%	Fecal		CFU/100 mL	200	283.2	86400	-	254,696.3
5439000	11/27/1990	199	199	0.2602	51.79	923	7.8234%	Fecal		CFU/100 mL	200	283.2	86400	-	253,422.8
5439000	5/14/1995	199	199	0.2602	51.79	923	7.8234%	Fecal		CFU/100 mL	200	283.2	86400	-	253,422.8
5439000	2/13/1998	199	199	0.2602	51.79	923	7.8234%	Fecal		CFU/100 mL	200	283.2	86400	-	253,422.8
5439000	6/4/1999	199	199	0.2602	51.79	923	7.8234%	Fecal		CFU/100 mL	200	283.2	86400	-	253,422.8
5439000	2/15/2005	199	199	0.2602	51.79	923	7.8234%	Fecal		CFU/100 mL	200	283.2	86400	-	253,422.8
5439000	9/2/2007	199	199	0.2602	51.79	923	7.8234%	Fecal		CFU/100 mL	200	283.2	86400	-	253,422.8
5439000	3/3/1991	198	198	0.2602	51.53	929	7.8742%	Fecal		CFU/100 mL	200	283.2	86400	-	252,149.3
5439000	8/24/1993	198	198	0.2602	51.53	929	7.8742%	Fecal		CFU/100 mL	200	283.2	86400	-	252,149.3
5439000	2/24/1994	198	198	0.2602	51.53	929	7.8742%	Fecal		CFU/100 mL	200	283.2	86400	-	252,149.3
5439000	3/17/2010	198	198	0.2602	51.53	929	7.8742%	Fecal		CFU/100 mL	200	283.2	86400	-	252,149.3
5439000	10/17/2017	198	198	0.2602	51.53	929	7.8742%	Fecal		CFU/100 mL	200	283.2	86400	-	252,149.3
5439000	5/13/2019	198	198	0.2602	51.53	929	7.8742%	Fecal		CFU/100 mL	200	283.2	86400	-	252,149.3
5439000	4/2/2020	198	198	0.2602	51.53	929	7.8742%	Fecal		CFU/100 mL	200	283.2	86400	-	252,149.3
5439000	5/23/2020	198	198	0.2602	51.53	929	7.8742%	Fecal		CFU/100 mL	200	283.2	86400	-	252,149.3
5439000	5/4/2016	197	197	0.2602	51.27	937	7.9420%	Fecal		CFU/100 mL	200	283.2	86400	-	250,875.8
5439000	5/26/2019	197	197	0.2602	51.27	937	7.9420%	Fecal		CFU/100 mL	200	283.2	86400	-	250,875.8
5439000	3/5/2021	197	197	0.2602	51.27	937	7.9420%	Fecal		CFU/100 mL	200	283.2	86400	-	250,875.8
5439000	5/6/1993	196	196	0.2602	51.00	940	7.9675%	Fecal		CFU/100 mL	200	283.2	86400	-	249,602.3
5439000	4/25/2007	196	196	0.2602	51.00	940	7.9675%	Fecal		CFU/100 mL	200	283.2	86400	-	249,602.3
5439000	10/26/2009	196	196	0.2602	51.00	940	7.9675%	Fecal		CFU/100 mL	200	283.2	86400	-	249,602.3
5439000	3/7/2011	196	196	0.2602	51.00	940	7.9675%	Fecal		CFU/100 mL	200	283.2	86400	-	249,602.3
5439000	7/28/2017	196	196	0.2602	51.00	940	7.9675%	Fecal		CFU/100 mL	200	283.2	86400	-	249,602.3
5439000	3/10/1993	195	195	0.2602	50.74	945	8.0098%	Fecal		CFU/100 mL	200	283.2	86400	-	248,328.8
5439000	3/29/2004	195	195	0.2602	50.74	945	8.0098%	Fecal		CFU/100 mL	200	283.2	86400	-	248,328.8
5439000	5/10/2015	195	195	0.2602	50.74	945	8.0098%	Fecal		CFU/100 mL	200	283.2	86400	-	248,328.8
5439000	9/18/2019	195	195	0.2602	50.74	945	8.0098%	Fecal		CFU/100 mL	200	283.2	86400	-	248,328.8
5439000	3/13/2021	195	195	0.2602	50.74	945	8.0098%	Fecal		CFU/100 mL	200	283.2	86400	-	248,328.8
5439000	3/1/2009	194	194	0.2602	50.48	950	8.0522%	Fecal		CFU/100 mL	200	283.2	86400	-	247,055.4
5439000	6/27/2010	194	194	0.2602	50.48	950	8.0522%	Fecal		CFU/100 mL	200	283.2	86400	-	247,055.4
5439000	7/13/2015	194	194	0.2602	50.48	950	8.0522%	Fecal		CFU/100 mL	200	283.2	86400	-	247,055.4
5439000	5/10/2017	194	194	0.2602	50.48	950	8.0522%	Fecal		CFU/100 mL	200	283.2	86400	-	247,055.4
5439000	12/31/2019	194	194	0.2602	50.48	950	8.0522%	Fecal		CFU/100 mL	200	283.2	86400	-	247,055.4
5439000	12/1/1991	193	193	0.2602	50.22	955	8.0946%	Fecal		CFU/100 mL	200	283.2	86400	-	245,781.9
5439000	6/13/1993	193	193	0.2602	50.22	955	8.0946%	Fecal		CFU/100 mL	200	283.2	86400	-	245,781.9
5439000	11/11/1994	193	193	0.2602	50.22	955	8.0946%	Fecal		CFU/100 mL	200	283.2	86400	-	245,781.9
5439000	8/10/1996	193	193	0.2602	50.22	955	8.0946%	Fecal		CFU/100 mL	200	283.2	86400	-	245,781.9
5439000	1/13/2005	193	193	0.2602	50.22	955	8.0946%	Fecal		CFU/100 mL	200	283.2	86400	-	245,781.9
5439000	12/14/2006	193	193	0.2602	50.22	955	8.0946%	Fecal		CFU/100 mL	200	283.2	86400	-	245,781.9
5439000	4/29/2009	193	193	0.2602	50.22	955	8.0946%	Fecal		CFU/100 mL	200	283.2	86400	-	245,781.9
5439000	10/27/2009	193	193	0.2602	50.22	955	8.0946%	Fecal		CFU/100 mL	200	283.2	86400	-	245,781.9
5439000	6/28/2010	193	193	0.2602	50.22	955	8.0946%	Fecal		CFU/100 mL	200	283.2	86400	-	245,781.9
5439000	4/27/2013	193	193	0.2602	50.22	955	8.0946%	Fecal		CFU/100 mL	200	283.2	86400	-	245,781.9
5439000	1/1/2016	193	193	0.2602	50.22	955	8.0946%	Fecal		CFU/100 mL	200	283.2	86400	-	245,781.9
5439000	10/8/2019	193	193	0.2602	50.22	955	8.0946%	Fecal		CFU/100 mL	200	283.2	86400	-	245,781.9
5439000	7/31/1996	192	192	0.2602	49.96	967	8.1963%	Fecal		CFU/100 mL	200	283.2	86400	-	244,508.4
5439000	4/18/1999	192	192	0.2602	49.96	967	8.1963%	Fecal		CFU/100 mL	200	283.2	86400	-	244,508.4
5439000	3/15/2001	192	192	0.2602	49.96	967	8.1963%	Fecal		CFU/100 mL	200	283.2	86400	-	244,508.4
5439000	6/10/2002	192	192	0.2602	49.96	967	8.1963%	Fecal		CFU/100 mL	200	283.2	86400	-	244,508.4
5439000	4/29/2007	192	192	0.2602	49.96	967	8.1963%	Fecal		CFU/100 mL	200	283.2	86400	-	244,508.4
5439000	11/11/2011	192	192	0.2602	49.96	967	8.1963%	Fecal		CFU/100 mL	200	283.2	86400	-	244,508.4
5439000	3/15/2015	192	192	0.2602	49.96	967	8.1963%	Fecal		CFU/100 mL	200	283.2	86400	-	244,508.4
5439000	6/24/2015	192	192	0.2602	49.96	967	8.1963%	Fecal		CFU/100 mL	200	283.2	86400	-	244,508.4
5439000	4/9/2017	192	192	0.2602	49.96	967	8.1963%	Fecal		CFU/100 mL	200	283.2	86400	-	244,508.4
5439000	5/21/2019	192	192	0.2602	49.96	967	8.1963%	Fecal		CFU/100 mL	200	283.2	86400	-	244,508.4
5439000	4/6/2022	358	358	0.1459	52.24	912	7.7301%	Fecal		CFU/100 mL	200	283.2	86400	-	255,667.9
5439000	5/5/1990	191	191	0.2602	49.70	977	8.2811%	Fecal		CFU/100 mL	200	283.2	86400	-	243,234.9
5439000	9/16/1993	191	191	0.2602	49.70	977	8.2811%	Fecal		CFU/100 mL	200	283.2	86400	-	243,234.9
5439000	4/14/1995	191	191	0.2602	49.70	977	8.2811%	Fecal		CFU/100 mL	200	283.2	86400	-	243,234.9
5439000	4/24/1998	191	191	0.2602	49.70	977	8.2811%	Fecal		CFU/100 mL	200	283.2	86400	-	243,234.9
5439000	3/18/2019	191	191	0.2602	49.70	977	8.2811%	Fecal		CFU/100 mL	200	283.2	86400	-	243,234.9
5439000	2/5/1993	190	190	0.2602	49.44	982	8.3234%	Fecal		CFU/100 mL	200	283.2	86400	-	241,961.4
5439000	4/11/1998	190	190	0.2602	49.44	982	8.3234%	Fecal		CFU/100 mL	200	283.2	86400	-	241,961.4
5439000	5/19/2002	190	190	0.2602	49.44	982	8.3234%	Fecal		CFU/100 mL	200	283.2	86400	-	241,961.4
5439000	3/28/2009	190	190	0.2602	49.44	982	8.3234%	Fecal		CFU/100 mL	200	283.2	86400	-	241,961.4
5439000	3/20/2021	190	190	0.2602	49.44	982	8.3234%	Fecal		CFU/100 mL	200	283.2	86400	-	241,961.4
5439000	8/21/1990	189	189	0.2602	49.18	987	8.3658%	Fecal		CFU/100 mL	200	283.2	86400	-	240,688.0
5439000	5/7/2009	189	189	0.2602	49.18	987	8.3658%	Fecal		CFU/100 mL	200	283.2	86400	-	240,688.0
5439000	9/30/1993	188	188	0.2602	48.92	990	8.3913%	Fecal		CFU/100 mL	200	283.2	86400	-	239,414.5
5439000	3/15/2009	188	188	0.2602	48.92	990	8.3913%	Fecal		CFU/100 mL	200	283.2	86400	-	239,414.5
5439000	4/4/2009	188	188	0.2602	48.92	990	8.3913%	Fecal		CFU/100 mL	200	283.2	86400	-	239,414.5
5439000	5/28/2009	188	188	0.2602	48.92	990	8.3913%	Fecal		CFU/100 mL	200	283.2	86400	-	239,414.5
5439000	6/14/2013	188	188	0.2602	48.92	990	8.3913%	Fecal		CFU/100 mL	200	283.2	86400	-	239,414.5
5439000	6/12/2014	188	188	0.2602	48.92	990	8.3913%	Fecal		CFU/100 mL	200	283.2	86400	-	239,414.5
5439000	4/18/1991	187	187	0.2602	48.66	996	8.4421%	Fecal		CFU/100 mL	200	283.2	86400	-	238,141.0
5439000	4/29/1995	187	187	0.2602	48.66	996	8.4421%	Fecal		CFU/100 mL	200	283.2	86400	-	238,141.0
5439000	5/21/1996	187	187	0.2602	48.66	996	8.4421%	Fecal		CFU/100 mL	200	283.2	86400	-	238,141.0
5439000	3/18/2001	187	187	0.2602	48.66	996	8.4421%	Fecal		CFU/100 mL	200	283.2	86400	-	238,141.0
5439000	1/12/2008	187	187	0.2602	48.66	996	8.4421%	Fecal		CFU/100 mL	200	283.2	86400	-	238,141.0
5439000	4/8/2010	187	187	0.2602	48.66	996	8.4421%	Fecal		CFU/100 mL	200	283.2	86400	-	238,141.0

Gage ID	Date	Discharge (CFS)	Gage Discharge (less Surrogate NPDES) (CFS)	Watershed Area Ratio	Calculated flow (CFS)	Rank	Flow Exceedance %	Parameter	Results	Units (mg or micro_gram	Limit/Standard	100mL/CF	sec/day	Actual Load (million colonies/day)	Allowable Load (million colonies/day)
5439000	6/23/2016	187	187	0.2602	48.66	996	8.4421%	Fecal		CFU/100 mL	200	283.2	86400	-	238,141.0
5439000	5/6/2017	187	187	0.2602	48.66	996	8.4421%	Fecal		CFU/100 mL	200	283.2	86400	-	238,141.0
5439000	5/27/2017	187	187	0.2602	48.66	996	8.4421%	Fecal		CFU/100 mL	200	283.2	86400	-	238,141.0
5439000	4/28/2019	187	187	0.2602	48.66	996	8.4421%	Fecal		CFU/100 mL	200	283.2	86400	-	238,141.0
5439000	6/3/1991	186	186	0.2602	48.40	1006	8.5269%	Fecal		CFU/100 mL	200	283.2	86400	-	236,867.5
5439000	6/26/1996	186	186	0.2602	48.40	1006	8.5269%	Fecal		CFU/100 mL	200	283.2	86400	-	236,867.5
5439000	3/5/1997	186	186	0.2602	48.40	1006	8.5269%	Fecal		CFU/100 mL	200	283.2	86400	-	236,867.5
5439000	1/29/1999	186	186	0.2602	48.40	1006	8.5269%	Fecal		CFU/100 mL	200	283.2	86400	-	236,867.5
5439000	6/10/2008	186	186	0.2602	48.40	1006	8.5269%	Fecal		CFU/100 mL	200	283.2	86400	-	236,867.5
5439000	3/1/2011	186	186	0.2602	48.40	1006	8.5269%	Fecal		CFU/100 mL	200	283.2	86400	-	236,867.5
5439000	5/2/2020	186	186	0.2602	48.40	1006	8.5269%	Fecal		CFU/100 mL	200	283.2	86400	-	236,867.5
5439000	6/18/2000	185	185	0.2602	48.14	1013	8.5862%	Fecal		CFU/100 mL	200	283.2	86400	-	235,594.0
5439000	6/6/2004	185	185	0.2602	48.14	1013	8.5862%	Fecal		CFU/100 mL	200	283.2	86400	-	235,594.0
5439000	9/22/2008	185	185	0.2602	48.14	1013	8.5862%	Fecal		CFU/100 mL	200	283.2	86400	-	235,594.0
5439000	6/15/2011	185	185	0.2602	48.14	1013	8.5862%	Fecal		CFU/100 mL	200	283.2	86400	-	235,594.0
5439000	4/4/2014	185	185	0.2602	48.14	1013	8.5862%	Fecal		CFU/100 mL	200	283.2	86400	-	235,594.0
5439000	1/20/2017	185	185	0.2602	48.14	1013	8.5862%	Fecal		CFU/100 mL	200	283.2	86400	-	235,594.0
5439000	1/22/2017	185	185	0.2602	48.14	1013	8.5862%	Fecal		CFU/100 mL	200	283.2	86400	-	235,594.0
5439000	5/18/1991	184	184	0.2602	47.88	1020	8.6455%	Fecal		CFU/100 mL	200	283.2	86400	-	234,320.6
5439000	4/12/1993	184	184	0.2602	47.88	1020	8.6455%	Fecal		CFU/100 mL	200	283.2	86400	-	234,320.6
5439000	4/30/1999	184	184	0.2602	47.88	1020	8.6455%	Fecal		CFU/100 mL	200	283.2	86400	-	234,320.6
5439000	5/17/1999	184	184	0.2602	47.88	1020	8.6455%	Fecal		CFU/100 mL	200	283.2	86400	-	234,320.6
5439000	5/15/2003	184	184	0.2602	47.88	1020	8.6455%	Fecal		CFU/100 mL	200	283.2	86400	-	234,320.6
5439000	3/7/2004	184	184	0.2602	47.88	1020	8.6455%	Fecal		CFU/100 mL	200	283.2	86400	-	234,320.6
5439000	1/27/2010	184	184	0.2602	47.88	1020	8.6455%	Fecal		CFU/100 mL	200	283.2	86400	-	234,320.6
5439000	3/8/1994	183	183	0.2602	47.62	1027	8.7049%	Fecal		CFU/100 mL	200	283.2	86400	-	233,047.1
5439000	4/3/1998	183	183	0.2602	47.62	1027	8.7049%	Fecal		CFU/100 mL	200	283.2	86400	-	233,047.1
5439000	5/28/2004	183	183	0.2602	47.62	1027	8.7049%	Fecal		CFU/100 mL	200	283.2	86400	-	233,047.1
5439000	6/14/2004	183	183	0.2602	47.62	1027	8.7049%	Fecal		CFU/100 mL	200	283.2	86400	-	233,047.1
5439000	4/5/2010	183	183	0.2602	47.62	1027	8.7049%	Fecal		CFU/100 mL	200	283.2	86400	-	233,047.1
5439000	6/4/2011	183	183	0.2602	47.62	1027	8.7049%	Fecal		CFU/100 mL	200	283.2	86400	-	233,047.1
5439000	12/26/2015	183	183	0.2602	47.62	1027	8.7049%	Fecal		CFU/100 mL	200	283.2	86400	-	233,047.1
5439000	2/3/2016	183	183	0.2602	47.62	1027	8.7049%	Fecal		CFU/100 mL	200	283.2	86400	-	233,047.1
5439000	3/30/1991	182	182	0.2602	47.36	1035	8.7727%	Fecal		CFU/100 mL	200	283.2	86400	-	231,773.6
5439000	11/29/1992	182	182	0.2602	47.36	1035	8.7727%	Fecal		CFU/100 mL	200	283.2	86400	-	231,773.6
5439000	6/27/1993	182	182	0.2602	47.36	1035	8.7727%	Fecal		CFU/100 mL	200	283.2	86400	-	231,773.6
5439000	3/5/2007	182	182	0.2602	47.36	1035	8.7727%	Fecal		CFU/100 mL	200	283.2	86400	-	231,773.6
5439000	4/29/2011	182	182	0.2602	47.36	1035	8.7727%	Fecal		CFU/100 mL	200	283.2	86400	-	231,773.6
5439000	12/21/2015	182	182	0.2602	47.36	1035	8.7727%	Fecal		CFU/100 mL	200	283.2	86400	-	231,773.6
5439000	7/28/1996	181	181	0.2602	47.10	1041	8.8235%	Fecal		CFU/100 mL	200	283.2	86400	-	230,500.1
5439000	2/4/1999	181	181	0.2602	47.10	1041	8.8235%	Fecal		CFU/100 mL	200	283.2	86400	-	230,500.1
5439000	6/11/2002	181	181	0.2602	47.10	1041	8.8235%	Fecal		CFU/100 mL	200	283.2	86400	-	230,500.1
5439000	12/9/2008	181	181	0.2602	47.10	1041	8.8235%	Fecal		CFU/100 mL	200	283.2	86400	-	230,500.1
5439000	5/18/2011	181	181	0.2602	47.10	1041	8.8235%	Fecal		CFU/100 mL	200	283.2	86400	-	230,500.1
5439000	3/9/2019	181	181	0.2602	47.10	1041	8.8235%	Fecal		CFU/100 mL	200	283.2	86400	-	230,500.1
5439000	6/6/2019	181	181	0.2602	47.10	1041	8.8235%	Fecal		CFU/100 mL	200	283.2	86400	-	230,500.1
5439000	2/23/2022	337	337	0.1459	49.18	989	8.3828%	Fecal		CFU/100 mL	200	283.2	86400	-	240,670.6
5439000	5/20/1990	180	180	0.2602	46.84	1048	8.8829%	Fecal		CFU/100 mL	200	283.2	86400	-	229,226.6
5439000	3/23/1991	180	180	0.2602	46.84	1048	8.8829%	Fecal		CFU/100 mL	200	283.2	86400	-	229,226.6
5439000	4/14/1991	180	180	0.2602	46.84	1048	8.8829%	Fecal		CFU/100 mL	200	283.2	86400	-	229,226.6
5439000	6/23/1993	180	180	0.2602	46.84	1048	8.8829%	Fecal		CFU/100 mL	200	283.2	86400	-	229,226.6
5439000	3/31/1998	180	180	0.2602	46.84	1048	8.8829%	Fecal		CFU/100 mL	200	283.2	86400	-	229,226.6
5439000	5/6/1998	180	180	0.2602	46.84	1048	8.8829%	Fecal		CFU/100 mL	200	283.2	86400	-	229,226.6
5439000	3/16/2007	180	180	0.2602	46.84	1048	8.8829%	Fecal		CFU/100 mL	200	283.2	86400	-	229,226.6
5439000	7/7/2015	180	180	0.2602	46.84	1048	8.8829%	Fecal		CFU/100 mL	200	283.2	86400	-	229,226.6
5439000	12/28/2015	180	180	0.2602	46.84	1048	8.8829%	Fecal		CFU/100 mL	200	283.2	86400	-	229,226.6
5439000	6/19/2018	180	180	0.2602	46.84	1048	8.8829%	Fecal		CFU/100 mL	200	283.2	86400	-	229,226.6
5439000	3/10/1998	179	179	0.2602	46.58	1058	8.9676%	Fecal		CFU/100 mL	200	283.2	86400	-	227,953.1
5439000	4/11/2002	179	179	0.2602	46.58	1058	8.9676%	Fecal		CFU/100 mL	200	283.2	86400	-	227,953.1
5439000	6/25/2010	179	179	0.2602	46.58	1058	8.9676%	Fecal		CFU/100 mL	200	283.2	86400	-	227,953.1
5439000	3/8/1990	178	178	0.2602	46.32	1061	8.9930%	Fecal		CFU/100 mL	200	283.2	86400	-	226,679.7
5439000	3/21/1998	178	178	0.2602	46.32	1061	8.9930%	Fecal		CFU/100 mL	200	283.2	86400	-	226,679.7
5439000	11/10/1998	178	178	0.2602	46.32	1061	8.9930%	Fecal		CFU/100 mL	200	283.2	86400	-	226,679.7
5439000	11/11/1998	178	178	0.2602	46.32	1061	8.9930%	Fecal		CFU/100 mL	200	283.2	86400	-	226,679.7
5439000	6/24/2000	178	178	0.2602	46.32	1061	8.9930%	Fecal		CFU/100 mL	200	283.2	86400	-	226,679.7
5439000	6/5/2001	178	178	0.2602	46.32	1061	8.9930%	Fecal		CFU/100 mL	200	283.2	86400	-	226,679.7
5439000	3/8/2010	178	178	0.2602	46.32	1061	8.9930%	Fecal		CFU/100 mL	200	283.2	86400	-	226,679.7
5439000	5/27/2015	178	178	0.2602	46.32	1061	8.9930%	Fecal		CFU/100 mL	200	283.2	86400	-	226,679.7
5439000	1/8/1998	177	177	0.2602	46.06	1069	9.0609%	Fecal		CFU/100 mL	200	283.2	86400	-	225,406.2
5439000	5/12/2000	177	177	0.2602	46.06	1069	9.0609%	Fecal		CFU/100 mL	200	283.2	86400	-	225,406.2
5439000	4/10/2015	177	177	0.2602	46.06	1069	9.0609%	Fecal		CFU/100 mL	200	283.2	86400	-	225,406.2
5439000	6/25/2018	177	177	0.2602	46.06	1069	9.0609%	Fecal		CFU/100 mL	200	283.2	86400	-	225,406.2
5439000	7/4/2000	176	176	0.2602	45.80	1073	9.0948%	Fecal		CFU/100 mL	200	283.2	86400	-	224,132.7
5439000	3/1/2001	176	176	0.2602	45.80	1073	9.0948%	Fecal		CFU/100 mL	200	283.2	86400	-	224,132.7
5439000	3/30/2004	176	176	0.2602	45.80	1073	9.0948%	Fecal		CFU/100 mL	200	283.2	86400	-	224,132.7
5439000	3/27/2007	176	176	0.2602	45.80	1073	9.0948%	Fecal		CFU/100 mL	200	283.2	86400	-	224,132.7
5439000	9/3/2007	176	176	0.2602	45.80	1073	9.0948%	Fecal		CFU/100 mL	200	283.2	86400	-	224,132.7
5439000	1/3/2009	176	176	0.2602	45.80	1073	9.0948%	Fecal		CFU/100 mL	200	283.2	86400	-	224,132.7
5439000	5/18/2009	176	176	0.2602	45.80	1073	9.0948%	Fecal		CFU/100 mL	200	283.2	86400	-	224,132.7
5439000	6/11/2009	176	176	0.2602	45.80	1073	9.0948%	Fecal		CFU/100 mL	200	283.2	86400	-	224,132.7
5439000	3/17/2013	176	176	0.2602	45.80	1073	9.0948%	Fecal		CFU/100 mL	200	283.2	86400	-	224,132.7
5439000	11/30/2015	176	176	0.2602	45.80	1073	9.0948%	Fecal		CFU/100 mL	200	283.2	86400	-	224,132.7
5439000	5/19/2016	176	176	0.2602	45.80	1073	9.0948%	Fecal		CFU/100 mL	200	283.2	86400	-	224,132.7
5439000	6/16/2016	176	176	0.2602	45.80	1073	9.0948%	Fecal		CFU/100 mL	200	283.2	86400	-	224,132.7
5439000	3/18/2021	176	176	0.2602	45.80	1073	9.0948%	Fecal		CFU/100 mL	200	283.2	86400	-	224,132.7
5439000	5/15/1990	175	175	0.2602	45.54	1086	9.2049%	Fecal		CFU/100 mL	200	283.2	86400	-	222,859.2
5439000	1/25/1993	175	175	0.2602	45.54	1086	9.2049%	Fecal		CFU/100 mL	200	283.2	86400	-	222,859.2
5439000	5/3/1993	175	175	0.2602	45.54	1086	9.2049%	Fecal		CFU/100 mL	200	283.2	86400	-	222,859.2
5439000	5/7/1993	175	175	0.2602	45.54	1086	9.2049%	Fecal		CFU/100 mL	200	283.2	86400	-	222,859.2
5439000	7/22/1993	175	175	0.2602	45.54	1086	9.2049%	Fecal		CFU/100 mL	200	283.2	86400	-	222,859.2
5439000	7/26/1996	175	175	0.2602	45.54	1086	9.2049%	Fecal		CFU/100 mL	200	283.2	86400	-	222,859.2
5439000	2/2/2001	175	175	0.2602	45.54	1086	9.2049%	Fecal		CFU/100 mL	200	283.2	86400	-	222,859.2
5439000	6/5/2008	175	175	0.2602	45.54	1086	9.2049%	Fecal		CFU/100 mL	200	283.2	86400	-	222,859.2
5439000	6/15/2009	175	175	0.2602	45.54	1086	9.2049%	Fecal		CFU/100 mL	200	283.2	86400	-	222,859.2
5439000	7/3/2013	175	175	0.2602	45.54	1086	9.2049%	Fecal		CFU/100 mL	200	283.2	86400	-	222,859.2
5439000	5/14/2017	175	175	0.2602	45.54	1086	9.2049%	Fecal		CFU/100 mL	200	283.2	86400	-	222,859.2
5439000	10/1/1993	174	174	0.2602	45.28	1097	9.2982%	Fecal		CFU/100 mL	200	283.2	86400	-	221,585.7
5439000	6/17/1999	174	174	0.2602	45.28	1097	9.2982%	Fecal		CFU/100 mL	200	283.2	86400	-	221,585.7
5439000	3/22/2001	174	174	0.2602	45.28	1097	9.2982%	Fecal		CFU/100 mL	200	283.2	86400	-	221,585.7
5439000	5/19/2004	174	174	0.2602	45.28	1097	9.2982%	Fecal		CFU/100 mL	200	283.2	86400	-	221,585.7
5439000	4/3/2008	174	174	0.2602	45.28	1097	9.2982%	Fecal		CFU/100 mL	200	283.2	86400	-	221,585.7
5439000	2/27/2018	174	174	0.2602	45.28	1097	9.2982%	Fecal		CFU/100 mL	200	283.2	86400	-	221,585.7
5439000	6/9/2018	174	174	0.2602	45.28	1097	9.2982%	Fecal		CFU/100 mL	200	283.2	86400	-	221,585.7
5439000	3/19/1990	173	173	0.2602	45.02	1104	9.3575%	Fecal		CFU/100 mL	200	283.2	86400	-	220,312.3
5439000	5/13/1998	173	173	0.2602	45.02	1104	9.3575%	Fecal		CFU/100 mL	200	283.2	86400	-	220,312.3
5439000	5/16/1999	173	173	0.2602	45.02	1104	9.3575%	Fecal		CFU/100 mL	200	283.2	86400	-	220,312.3
5439000	6/7/2001	173	173	0.2602	45.02	1104	9.3575%	Fecal		CFU/100 mL	200	283.2	86400	-	220,312.3
5439000	5/6/2003	173	173	0.2602	45.02	1104	9.3575%	Fecal		CFU/100 mL	200	283.2	86400	-	220,312.3
5439000	4/25/2011	173	173	0.2602	45.02	1104	9.3575%	Fecal		CFU/100 mL	200	283.2	86400	-	220,312.3
5439000	2/9/2019	173	173	0.2602	45.02	1104	9.3575%	Fecal		CFU/100 mL	200	283.2	86400	-	220,312.3
5439000	2/11/1998	172	172	0.2602	44.76	1111	9.4169%	Fecal		CFU/100 mL	200	283.2	86400	-	219,038.8
5439000	11/4/2009	172	172	0.2602	44.76	1111	9.4169%	Fecal		CFU/100 mL	200	283.2	86400	-	219,038.8
5439000	12/31/2009	172	172	0.2602	44.76	1111	9.4169%	Fecal		CFU/100 mL	200	283.2	86400	-	219,038.8
5439000	3/1/2012	172	172	0.2602	44.76	1111	9.4169%	Fecal		CFU/100 mL	200	283.2	86400	-	219,038.8
5439000	6/29/2018	172	172	0.2602	44.76	1111	9.4169%	Fecal		CFU/100 mL	200	283.2	86400	-	219,038.8
5439000	9/26/2019	172	172	0.2602	44.76	1111	9.4169%	Fecal		CFU/100 mL	200	283.2	86400	-	219,038.8
5439000	5/24/2020	172	172	0.2602	44.76	1111	9.4169%	Fecal		CFU/100 mL	200	283.2	86400	-	219,038.8
5439000	6/7/1993	171	171	0.2602	44.50	1118	9.4762%	Fecal		CFU/100 mL	200	283.2	86400	-	217,765.3
5439000	11/13/1995	171	171	0.2602	44.50	1118	9.4762%	Fecal		CFU/100 mL	200	283.2	86400	-	217,765.3
5439000	6/12/1996	171	171	0.2602	44.50	1118	9.4762%	Fecal		CFU/100 mL	200	283.2	86400	-	217,765.3
5439000	5/9/1997	171	171	0.2602	44.50	1118	9.4762%	Fecal		CFU/100 mL	200	283.2	86400	-	217,765.3
5439000	2/1/1999	171	171	0.2602	44.50	1118	9.4762%	Fecal		CFU/100 mL	200	283.2	86400	-	217,765.3
5439000	2/16/2001	171	171	0.2602	44.50	1118	9.4762%	Fecal		CFU/100 mL	200	283.2	86400	-	217,765.3
5439000	5/2/2003	171	171	0.2602	44.50	1118	9.4762%	Fecal		CFU/100 mL	200	283.2	86400	-	217,765.3
5439000	8/11/2007	171	171	0.2602	44.50	1118	9.4762%	Fecal		CFU/100 mL	200	283.2	86400	-	217,765.3

Gage ID	Date	Discharge (CFS)	Gage Discharge (less Surrogate NPDES) (CFS)	Watershed Area Ratio	Calculated flow (CFS)	Rank	Flow Exceedance %	Parameter	Results	Units (mg or micro_gram	Limit/Standard	100mL/CF	sec/day	Actual Load (million colonies/day)	Allowable Load (million colonies/day)
5439000	4/26/2009	171	171	0.2602	44.50	1118	9.4762%	Fecal		CFU/100 mL	200	283.2	86400	-	217,765.3
5439000	5/13/2015	171	171	0.2602	44.50	1118	9.4762%	Fecal		CFU/100 mL	200	283.2	86400	-	217,765.3
5439000	5/16/2019	171	171	0.2602	44.50	1118	9.4762%	Fecal		CFU/100 mL	200	283.2	86400	-	217,765.3
5439000	10/12/2019	171	171	0.2602	44.50	1118	9.4762%	Fecal		CFU/100 mL	200	283.2	86400	-	217,765.3
5439000	4/8/1998	170	170	0.2602	44.24	1130	9.5779%	Fecal		CFU/100 mL	200	283.2	86400	-	216,491.8
5439000	3/31/2004	170	170	0.2602	44.24	1130	9.5779%	Fecal		CFU/100 mL	200	283.2	86400	-	216,491.8
5439000	12/15/2006	170	170	0.2602	44.24	1130	9.5779%	Fecal		CFU/100 mL	200	283.2	86400	-	216,491.8
5439000	2/26/2009	170	170	0.2602	44.24	1130	9.5779%	Fecal		CFU/100 mL	200	283.2	86400	-	216,491.8
5439000	7/25/2010	170	170	0.2602	44.24	1130	9.5779%	Fecal		CFU/100 mL	200	283.2	86400	-	216,491.8
5439000	2/29/2012	170	170	0.2602	44.24	1130	9.5779%	Fecal		CFU/100 mL	200	283.2	86400	-	216,491.8
5439000	6/26/2015	170	170	0.2602	44.24	1130	9.5779%	Fecal		CFU/100 mL	200	283.2	86400	-	216,491.8
5439000	5/26/2016	170	170	0.2602	44.24	1130	9.5779%	Fecal		CFU/100 mL	200	283.2	86400	-	216,491.8
5439000	5/17/2018	170	170	0.2602	44.24	1130	9.5779%	Fecal		CFU/100 mL	200	283.2	86400	-	216,491.8
5439000	5/21/2018	170	170	0.2602	44.24	1130	9.5779%	Fecal		CFU/100 mL	200	283.2	86400	-	216,491.8
5439000	10/11/2019	170	170	0.2602	44.24	1130	9.5779%	Fecal		CFU/100 mL	200	283.2	86400	-	216,491.8
5439000	4/30/1993	169	169	0.2602	43.98	1141	9.6711%	Fecal		CFU/100 mL	200	283.2	86400	-	215,218.3
5439000	6/22/1996	169	169	0.2602	43.98	1141	9.6711%	Fecal		CFU/100 mL	200	283.2	86400	-	215,218.3
5439000	1/31/1999	169	169	0.2602	43.98	1141	9.6711%	Fecal		CFU/100 mL	200	283.2	86400	-	215,218.3
5439000	4/23/2000	169	169	0.2602	43.98	1141	9.6711%	Fecal		CFU/100 mL	200	283.2	86400	-	215,218.3
5439000	10/23/2001	169	169	0.2602	43.98	1141	9.6711%	Fecal		CFU/100 mL	200	283.2	86400	-	215,218.3
5439000	7/20/2008	169	169	0.2602	43.98	1141	9.6711%	Fecal		CFU/100 mL	200	283.2	86400	-	215,218.3
5439000	10/25/2008	169	169	0.2602	43.98	1141	9.6711%	Fecal		CFU/100 mL	200	283.2	86400	-	215,218.3
5439000	3/18/2010	169	169	0.2602	43.98	1141	9.6711%	Fecal		CFU/100 mL	200	283.2	86400	-	215,218.3
5439000	5/9/2012	169	169	0.2602	43.98	1141	9.6711%	Fecal		CFU/100 mL	200	283.2	86400	-	215,218.3
5439000	5/4/2018	169	169	0.2602	43.98	1141	9.6711%	Fecal		CFU/100 mL	200	283.2	86400	-	215,218.3
5439000	2/17/2022	169	169	0.2602	43.98	1141	9.6711%	Fecal		CFU/100 mL	200	283.2	86400	-	215,218.3
5439000	11/5/1990	168	168	0.2602	43.72	1152	9.7644%	Fecal		CFU/100 mL	200	283.2	86400	-	213,944.9
5439000	4/28/2013	168	168	0.2602	43.72	1152	9.7644%	Fecal		CFU/100 mL	200	283.2	86400	-	213,944.9
5439000	4/18/2017	168	168	0.2602	43.72	1152	9.7644%	Fecal		CFU/100 mL	200	283.2	86400	-	213,944.9
5439000	4/25/1993	167	167	0.2602	43.46	1155	9.7898%	Fecal		CFU/100 mL	200	283.2	86400	-	212,671.4
5439000	3/22/1994	167	167	0.2602	43.46	1155	9.7898%	Fecal		CFU/100 mL	200	283.2	86400	-	212,671.4
5439000	1/6/1998	167	167	0.2602	43.46	1155	9.7898%	Fecal		CFU/100 mL	200	283.2	86400	-	212,671.4
5439000	4/8/2002	167	167	0.2602	43.46	1155	9.7898%	Fecal		CFU/100 mL	200	283.2	86400	-	212,671.4
5439000	5/4/2009	167	167	0.2602	43.46	1155	9.7898%	Fecal		CFU/100 mL	200	283.2	86400	-	212,671.4
5439000	5/8/2009	167	167	0.2602	43.46	1155	9.7898%	Fecal		CFU/100 mL	200	283.2	86400	-	212,671.4
5439000	3/12/2011	167	167	0.2602	43.46	1155	9.7898%	Fecal		CFU/100 mL	200	283.2	86400	-	212,671.4
5439000	7/17/2015	167	167	0.2602	43.46	1155	9.7898%	Fecal		CFU/100 mL	200	283.2	86400	-	212,671.4
5439000	3/8/1992	166	166	0.2602	43.20	1163	9.8576%	Fecal		CFU/100 mL	200	283.2	86400	-	211,397.9
5439000	7/4/1998	166	166	0.2602	43.20	1163	9.8576%	Fecal		CFU/100 mL	200	283.2	86400	-	211,397.9
5439000	3/8/2002	166	166	0.2602	43.20	1163	9.8576%	Fecal		CFU/100 mL	200	283.2	86400	-	211,397.9
5439000	3/16/2009	166	166	0.2602	43.20	1163	9.8576%	Fecal		CFU/100 mL	200	283.2	86400	-	211,397.9
5439000	3/17/2009	166	166	0.2602	43.20	1163	9.8576%	Fecal		CFU/100 mL	200	283.2	86400	-	211,397.9
5439000	4/23/2009	166	166	0.2602	43.20	1163	9.8576%	Fecal		CFU/100 mL	200	283.2	86400	-	211,397.9
5439000	8/28/2009	166	166	0.2602	43.20	1163	9.8576%	Fecal		CFU/100 mL	200	283.2	86400	-	211,397.9
5439000	10/25/2009	166	166	0.2602	43.20	1163	9.8576%	Fecal		CFU/100 mL	200	283.2	86400	-	211,397.9
5439000	5/1/2016	166	166	0.2602	43.20	1163	9.8576%	Fecal		CFU/100 mL	200	283.2	86400	-	211,397.9
5439000	12/13/1991	165	165	0.2602	42.94	1173	9.9424%	Fecal		CFU/100 mL	200	283.2	86400	-	210,124.4
5439000	7/23/1993	165	165	0.2602	42.94	1173	9.9424%	Fecal		CFU/100 mL	200	283.2	86400	-	210,124.4
5439000	6/6/1995	165	165	0.2602	42.94	1173	9.9424%	Fecal		CFU/100 mL	200	283.2	86400	-	210,124.4
5439000	2/11/1999	165	165	0.2602	42.94	1173	9.9424%	Fecal		CFU/100 mL	200	283.2	86400	-	210,124.4
5439000	3/6/2007	165	165	0.2602	42.94	1173	9.9424%	Fecal		CFU/100 mL	200	283.2	86400	-	210,124.4
5439000	7/6/2014	165	165	0.2602	42.94	1173	9.9424%	Fecal		CFU/100 mL	200	283.2	86400	-	210,124.4
5439000	4/1/2016	165	165	0.2602	42.94	1173	9.9424%	Fecal		CFU/100 mL	200	283.2	86400	-	210,124.4
5439000	10/26/2017	165	165	0.2602	42.94	1173	9.9424%	Fecal		CFU/100 mL	200	283.2	86400	-	210,124.4
5439000	5/14/2019	165	165	0.2602	42.94	1173	9.9424%	Fecal		CFU/100 mL	200	283.2	86400	-	210,124.4
5439000	9/27/2019	165	165	0.2602	42.94	1173	9.9424%	Fecal		CFU/100 mL	200	283.2	86400	-	210,124.4
5439000	6/21/2021	165	165	0.2602	42.94	1173	9.9424%	Fecal		CFU/100 mL	200	283.2	86400	-	210,124.4
5439000	8/20/1990	164	164	0.2602	42.68	1184	10.0356%	Fecal		CFU/100 mL	200	283.2	86400	-	208,850.9
5439000	7/2/1993	164	164	0.2602	42.68	1184	10.0356%	Fecal		CFU/100 mL	200	283.2	86400	-	208,850.9
5439000	7/27/1993	164	164	0.2602	42.68	1184	10.0356%	Fecal		CFU/100 mL	200	283.2	86400	-	208,850.9
5439000	5/15/1995	164	164	0.2602	42.68	1184	10.0356%	Fecal		CFU/100 mL	200	283.2	86400	-	208,850.9
5439000	6/1/1995	164	164	0.2602	42.68	1184	10.0356%	Fecal		CFU/100 mL	200	283.2	86400	-	208,850.9
5439000	4/25/1998	164	164	0.2602	42.68	1184	10.0356%	Fecal		CFU/100 mL	200	283.2	86400	-	208,850.9
5439000	7/7/1998	164	164	0.2602	42.68	1184	10.0356%	Fecal		CFU/100 mL	200	283.2	86400	-	208,850.9
5439000	5/20/2002	164	164	0.2602	42.68	1184	10.0356%	Fecal		CFU/100 mL	200	283.2	86400	-	208,850.9
5439000	4/16/2008	164	164	0.2602	42.68	1184	10.0356%	Fecal		CFU/100 mL	200	283.2	86400	-	208,850.9
5439000	5/18/2010	164	164	0.2602	42.68	1184	10.0356%	Fecal		CFU/100 mL	200	283.2	86400	-	208,850.9
5439000	11/21/2015	164	164	0.2602	42.68	1184	10.0356%	Fecal		CFU/100 mL	200	283.2	86400	-	208,850.9
5439000	2/2/1990	163	163	0.2602	42.42	1195	10.1288%	Fecal		CFU/100 mL	200	283.2	86400	-	207,577.4
5439000	11/6/1990	163	163	0.2602	42.42	1195	10.1288%	Fecal		CFU/100 mL	200	283.2	86400	-	207,577.4
5439000	12/8/1991	163	163	0.2602	42.42	1195	10.1288%	Fecal		CFU/100 mL	200	283.2	86400	-	207,577.4
5439000	2/21/2002	163	163	0.2602	42.42	1195	10.1288%	Fecal		CFU/100 mL	200	283.2	86400	-	207,577.4
5439000	6/24/2009	163	163	0.2602	42.42	1195	10.1288%	Fecal		CFU/100 mL	200	283.2	86400	-	207,577.4
5439000	11/5/2019	163	163	0.2602	42.42	1195	10.1288%	Fecal		CFU/100 mL	200	283.2	86400	-	207,577.4
5439000	4/3/2020	163	163	0.2602	42.42	1195	10.1288%	Fecal		CFU/100 mL	200	283.2	86400	-	207,577.4
5439000	7/2/2021	163	163	0.2602	42.42	1195	10.1288%	Fecal		CFU/100 mL	200	283.2	86400	-	207,577.4
5439000	12/3/1990	162	162	0.2602	42.16	1203	10.1966%	Fecal		CFU/100 mL	200	283.2	86400	-	206,304.0
5439000	4/13/1993	162	162	0.2602	42.16	1203	10.1966%	Fecal		CFU/100 mL	200	283.2	86400	-	206,304.0
5439000	11/12/1994	162	162	0.2602	42.16	1203	10.1966%	Fecal		CFU/100 mL	200	283.2	86400	-	206,304.0
5439000	5/12/1996	162	162	0.2602	42.16	1203	10.1966%	Fecal		CFU/100 mL	200	283.2	86400	-	206,304.0
5439000	2/13/1999	162	162	0.2602	42.16	1203	10.1966%	Fecal		CFU/100 mL	200	283.2	86400	-	206,304.0
5439000	5/11/2000	162	162	0.2602	42.16	1203	10.1966%	Fecal		CFU/100 mL	200	283.2	86400	-	206,304.0
5439000	4/24/2009	162	162	0.2602	42.16	1203	10.1966%	Fecal		CFU/100 mL	200	283.2	86400	-	206,304.0
5439000	12/18/2011	162	162	0.2602	42.16	1203	10.1966%	Fecal		CFU/100 mL	200	283.2	86400	-	206,304.0
5439000	5/17/2015	162	162	0.2602	42.16	1203	10.1966%	Fecal		CFU/100 mL	200	283.2	86400	-	206,304.0
5439000	2/28/2018	162	162	0.2602	42.16	1203	10.1966%	Fecal		CFU/100 mL	200	283.2	86400	-	206,304.0
5439000	12/6/2018	162	162	0.2602	42.16	1203	10.1966%	Fecal		CFU/100 mL	200	283.2	86400	-	206,304.0
5439000	3/12/2020	162	162	0.2602	42.16	1203	10.1966%	Fecal		CFU/100 mL	200	283.2	86400	-	206,304.0
5439000	7/20/1990	161	161	0.2602	41.90	1215	10.2984%	Fecal		CFU/100 mL	200	283.2	86400	-	205,030.5
5439000	4/10/1991	161	161	0.2602	41.90	1215	10.2984%	Fecal		CFU/100 mL	200	283.2	86400	-	205,030.5
5439000	12/10/1991	161	161	0.2602	41.90	1215	10.2984%	Fecal		CFU/100 mL	200	283.2	86400	-	205,030.5
5439000	1/2/1993	161	161	0.2602	41.90	1215	10.2984%	Fecal		CFU/100 mL	200	283.2	86400	-	205,030.5
5439000	4/29/1993	161	161	0.2602	41.90	1215	10.2984%	Fecal		CFU/100 mL	200	283.2	86400	-	205,030.5
5439000	6/29/1993	161	161	0.2602	41.90	1215	10.2984%	Fecal		CFU/100 mL	200	283.2	86400	-	205,030.5
5439000	6/15/1998	161	161	0.2602	41.90	1215	10.2984%	Fecal		CFU/100 mL	200	283.2	86400	-	205,030.5
5439000	5/13/2004	161	161	0.2602	41.90	1215	10.2984%	Fecal		CFU/100 mL	200	283.2	86400	-	205,030.5
5439000	4/5/2009	161	161	0.2602	41.90	1215	10.2984%	Fecal		CFU/100 mL	200	283.2	86400	-	205,030.5
5439000	4/19/2011	161	161	0.2602	41.90	1215	10.2984%	Fecal		CFU/100 mL	200	283.2	86400	-	205,030.5
5439000	5/9/2017	161	161	0.2602	41.90	1215	10.2984%	Fecal		CFU/100 mL	200	283.2	86400	-	205,030.5
5439000	1/23/2018	161	161	0.2602	41.90	1215	10.2984%	Fecal		CFU/100 mL	200	283.2	86400	-	205,030.5
5439000	11/15/1992	160	160	0.2602	41.64	1227	10.4001%	Fecal		CFU/100 mL	200	283.2	86400	-	203,757.0
5439000	8/11/1996	160	160	0.2602	41.64	1227	10.4001%	Fecal		CFU/100 mL	200	283.2	86400	-	203,757.0
5439000	4/12/1998	160	160	0.2602	41.64	1227	10.4001%	Fecal		CFU/100 mL	200	283.2	86400	-	203,757.0
5439000	1/30/1999	160	160	0.2602	41.64	1227	10.4001%	Fecal		CFU/100 mL	200	283.2	86400	-	203,757.0
5439000	6/7/2004	160	160	0.2602	41.64	1227	10.4001%	Fecal		CFU/100 mL	200	283.2	86400	-	203,757.0
5439000	4/30/2007	160	160	0.2602	41.64	1227	10.4001%	Fecal		CFU/100 mL	200	283.2	86400	-	203,757.0
5439000	3/7/2008	160	160	0.2602	41.64	1227	10.4001%	Fecal		CFU/100 mL	200	283.2	86400	-	203,757.0
5439000	3/2/2011	160	160	0.2602	41.64	1227	10.4001%	Fecal		CFU/100 mL	200	283.2	86400	-	203,757.0
5439000	6/16/2011	160	160	0.2602	41.64	1227	10.4001%	Fecal		CFU/100 mL	200	283.2	86400	-	203,757.0
5439000	12/4/2015	160	160	0.2602	41.64	1227	10.4001%	Fecal		CFU/100 mL	200	283.2	86400	-	203,757.0
5439000	3/1/2017	160	160	0.2602	41.64	1227	10.4001%	Fecal		CFU/100 mL	200	283.2	86400	-	203,757.0
5439000	4/29/2017	160	160	0.2602	41.64	1227	10.4001%	Fecal		CFU/100 mL	200	283.2	86400	-	203,757.0
5439000	12/2/1990	159	159	0.2602	41.38	1239	10.5018%	Fecal		CFU/100 mL	200	283.2	86400	-	202,483.5
5439000	3/21/1994	159	159	0.2602	41.38	1239	10.5018%	Fecal		CFU/100 mL	200	283.2	86400	-	202,483.5
5439000	1/17/1995	159	159	0.2602	41.38	1239	10.5018%	Fecal		CFU/100 mL	200	283.2	86400	-	202,483.5
5439000	12/10/2003	159	159	0.2602	41.38	1239	10.5018%	Fecal		CFU/100 mL	200	283.2	86400	-	202,483.5
5439000	3/27/2004	159	159	0.2602	41.38	1239	10.5018%	Fecal		CFU/100 mL	200	283.2	86400	-	202,483.5
5439000	2/14/2009	159	159	0.2602	41.38	1239	10.5018%	Fecal		CFU/100 mL	200	283.2	86400	-	202,483.5
5439000	3/4/2018	159	159	0.2602	41.38	1239	10.5018%	Fecal		CFU/100 mL	200	283.2	86400	-	202,483.5
5439000	10/9/2019	159	159	0.2602	41.38	1239	10.5018%	Fecal		CFU/100 mL	200	283.2	86400	-	202,483.5
5439000	4/7/2022	296	296	0.1459	43.20	1172	9.9339%	Fecal		CFU/100 mL	200	283.2	86400	-	211,390.2
5439000	1/3/1993	158	158	0.2602	41.12	1247	10.5696%	Fecal		CFU/100 mL	200	283.2	86400	-	201,210.0
5439000	3/12/1994	158	158	0.2602	41.12	1247	10.5696%	Fecal		CFU/100 mL	200	283.2	86400	-	201,210.0
5439000	6/23/1996	158	158	0.2602	41.12	1247	10.5696%	Fecal		CFU/100 mL	200	283.2	86400	-	201,210.0
5439000	8/1/1996	158	158	0.2602	41.12	1247	10.5696%	Fecal		CFU/100 mL	200	283.2	86400	-	201,210.0

Gage ID	Date	Discharge (CFS)	Gage Discharge (less Surrogate NPDES) (CFS)	Watershed Area Ratio	Calculated flow (CFS)	Rank	Flow Exceedance %	Parameter	Results	Units (mg or micro_gram	Limit/Standard	100mL/CF	sec/day	Actual Load (million colonies/day)	Allowable Load (million colonies/day)
5439000	7/8/1998	158	158	0.2602	41.12	1247	10.5696%	Fecal		CFU/100 mL	200	283.2	86400	-	201,210.0
5439000	2/27/2000	158	158	0.2602	41.12	1247	10.5696%	Fecal		CFU/100 mL	200	283.2	86400	-	201,210.0
5439000	5/29/2004	158	158	0.2602	41.12	1247	10.5696%	Fecal		CFU/100 mL	200	283.2	86400	-	201,210.0
5439000	2/16/2005	158	158	0.2602	41.12	1247	10.5696%	Fecal		CFU/100 mL	200	283.2	86400	-	201,210.0
5439000	12/24/2006	158	158	0.2602	41.12	1247	10.5696%	Fecal		CFU/100 mL	200	283.2	86400	-	201,210.0
5439000	12/25/2007	158	158	0.2602	41.12	1247	10.5696%	Fecal		CFU/100 mL	200	283.2	86400	-	201,210.0
5439000	6/3/2008	158	158	0.2602	41.12	1247	10.5696%	Fecal		CFU/100 mL	200	283.2	86400	-	201,210.0
5439000	12/24/2008	158	158	0.2602	41.12	1247	10.5696%	Fecal		CFU/100 mL	200	283.2	86400	-	201,210.0
5439000	3/18/2009	158	158	0.2602	41.12	1247	10.5696%	Fecal		CFU/100 mL	200	283.2	86400	-	201,210.0
5439000	7/14/2014	158	158	0.2602	41.12	1247	10.5696%	Fecal		CFU/100 mL	200	283.2	86400	-	201,210.0
5439000	3/16/2015	158	158	0.2602	41.12	1247	10.5696%	Fecal		CFU/100 mL	200	283.2	86400	-	201,210.0
5439000	11/30/1992	157	157	0.2602	40.86	1262	10.6967%	Fecal		CFU/100 mL	200	283.2	86400	-	199,936.6
5439000	5/2/1993	157	157	0.2602	40.86	1262	10.6967%	Fecal		CFU/100 mL	200	283.2	86400	-	199,936.6
5439000	4/27/1998	157	157	0.2602	40.86	1262	10.6967%	Fecal		CFU/100 mL	200	283.2	86400	-	199,936.6
5439000	9/28/1999	157	157	0.2602	40.86	1262	10.6967%	Fecal		CFU/100 mL	200	283.2	86400	-	199,936.6
5439000	3/11/2002	157	157	0.2602	40.86	1262	10.6967%	Fecal		CFU/100 mL	200	283.2	86400	-	199,936.6
5439000	9/23/2008	157	157	0.2602	40.86	1262	10.6967%	Fecal		CFU/100 mL	200	283.2	86400	-	199,936.6
5439000	5/14/2009	157	157	0.2602	40.86	1262	10.6967%	Fecal		CFU/100 mL	200	283.2	86400	-	199,936.6
5439000	6/20/2010	157	157	0.2602	40.86	1262	10.6967%	Fecal		CFU/100 mL	200	283.2	86400	-	199,936.6
5439000	7/14/2015	157	157	0.2602	40.86	1262	10.6967%	Fecal		CFU/100 mL	200	283.2	86400	-	199,936.6
5439000	5/6/1990	156	156	0.2602	40.60	1271	10.7730%	Fecal		CFU/100 mL	200	283.2	86400	-	198,663.1
5439000	5/16/1990	156	156	0.2602	40.60	1271	10.7730%	Fecal		CFU/100 mL	200	283.2	86400	-	198,663.1
5439000	6/29/1994	156	156	0.2602	40.60	1271	10.7730%	Fecal		CFU/100 mL	200	283.2	86400	-	198,663.1
5439000	5/23/1996	156	156	0.2602	40.60	1271	10.7730%	Fecal		CFU/100 mL	200	283.2	86400	-	198,663.1
5439000	6/5/1999	156	156	0.2602	40.60	1271	10.7730%	Fecal		CFU/100 mL	200	283.2	86400	-	198,663.1
5439000	2/23/2000	156	156	0.2602	40.60	1271	10.7730%	Fecal		CFU/100 mL	200	283.2	86400	-	198,663.1
5439000	3/23/2001	156	156	0.2602	40.60	1271	10.7730%	Fecal		CFU/100 mL	200	283.2	86400	-	198,663.1
5439000	12/11/2003	156	156	0.2602	40.60	1271	10.7730%	Fecal		CFU/100 mL	200	283.2	86400	-	198,663.1
5439000	3/28/2007	156	156	0.2602	40.60	1271	10.7730%	Fecal		CFU/100 mL	200	283.2	86400	-	198,663.1
5439000	6/19/2009	156	156	0.2602	40.60	1271	10.7730%	Fecal		CFU/100 mL	200	283.2	86400	-	198,663.1
5439000	1/23/2017	156	156	0.2602	40.60	1271	10.7730%	Fecal		CFU/100 mL	200	283.2	86400	-	198,663.1
5439000	12/28/2018	156	156	0.2602	40.60	1271	10.7730%	Fecal		CFU/100 mL	200	283.2	86400	-	198,663.1
5439000	2/4/2020	156	156	0.2602	40.60	1271	10.7730%	Fecal		CFU/100 mL	200	283.2	86400	-	198,663.1
5439000	3/11/1993	155	155	0.2602	40.34	1284	10.8832%	Fecal		CFU/100 mL	200	283.2	86400	-	197,389.6
5439000	4/14/1993	155	155	0.2602	40.34	1284	10.8832%	Fecal		CFU/100 mL	200	283.2	86400	-	197,389.6
5439000	6/24/1993	155	155	0.2602	40.34	1284	10.8832%	Fecal		CFU/100 mL	200	283.2	86400	-	197,389.6
5439000	5/20/1996	155	155	0.2602	40.34	1284	10.8832%	Fecal		CFU/100 mL	200	283.2	86400	-	197,389.6
5439000	7/27/1996	155	155	0.2602	40.34	1284	10.8832%	Fecal		CFU/100 mL	200	283.2	86400	-	197,389.6
5439000	4/26/1998	155	155	0.2602	40.34	1284	10.8832%	Fecal		CFU/100 mL	200	283.2	86400	-	197,389.6
5439000	5/8/1999	155	155	0.2602	40.34	1284	10.8832%	Fecal		CFU/100 mL	200	283.2	86400	-	197,389.6
5439000	5/20/2003	155	155	0.2602	40.34	1284	10.8832%	Fecal		CFU/100 mL	200	283.2	86400	-	197,389.6
5439000	9/4/2007	155	155	0.2602	40.34	1284	10.8832%	Fecal		CFU/100 mL	200	283.2	86400	-	197,389.6
5439000	1/2/2016	155	155	0.2602	40.34	1284	10.8832%	Fecal		CFU/100 mL	200	283.2	86400	-	197,389.6
5439000	1/10/2016	155	155	0.2602	40.34	1284	10.8832%	Fecal		CFU/100 mL	200	283.2	86400	-	197,389.6
5439000	5/11/2016	155	155	0.2602	40.34	1284	10.8832%	Fecal		CFU/100 mL	200	283.2	86400	-	197,389.6
5439000	3/20/2020	155	155	0.2602	40.34	1284	10.8832%	Fecal		CFU/100 mL	200	283.2	86400	-	197,389.6
5439000	3/14/2021	155	155	0.2602	40.34	1284	10.8832%	Fecal		CFU/100 mL	200	283.2	86400	-	197,389.6
5439000	11/1/1994	154	154	0.2602	40.08	1298	11.0019%	Fecal		CFU/100 mL	200	283.2	86400	-	196,116.1
5439000	4/15/1995	154	154	0.2602	40.08	1298	11.0019%	Fecal		CFU/100 mL	200	283.2	86400	-	196,116.1
5439000	5/18/1999	154	154	0.2602	40.08	1298	11.0019%	Fecal		CFU/100 mL	200	283.2	86400	-	196,116.1
5439000	6/2/2001	154	154	0.2602	40.08	1298	11.0019%	Fecal		CFU/100 mL	200	283.2	86400	-	196,116.1
5439000	5/16/2003	154	154	0.2602	40.08	1298	11.0019%	Fecal		CFU/100 mL	200	283.2	86400	-	196,116.1
5439000	4/30/2011	154	154	0.2602	40.08	1298	11.0019%	Fecal		CFU/100 mL	200	283.2	86400	-	196,116.1
5439000	12/27/2015	154	154	0.2602	40.08	1298	11.0019%	Fecal		CFU/100 mL	200	283.2	86400	-	196,116.1
5439000	1/9/2019	154	154	0.2602	40.08	1298	11.0019%	Fecal		CFU/100 mL	200	283.2	86400	-	196,116.1
5439000	4/11/2021	154	154	0.2602	40.08	1298	11.0019%	Fecal		CFU/100 mL	200	283.2	86400	-	196,116.1
5439000	3/20/1990	153	153	0.2602	39.82	1307	11.0781%	Fecal		CFU/100 mL	200	283.2	86400	-	194,842.6
5439000	5/4/1990	153	153	0.2602	39.82	1307	11.0781%	Fecal		CFU/100 mL	200	283.2	86400	-	194,842.6
5439000	3/24/1991	153	153	0.2602	39.82	1307	11.0781%	Fecal		CFU/100 mL	200	283.2	86400	-	194,842.6
5439000	4/9/1991	153	153	0.2602	39.82	1307	11.0781%	Fecal		CFU/100 mL	200	283.2	86400	-	194,842.6
5439000	4/19/1991	153	153	0.2602	39.82	1307	11.0781%	Fecal		CFU/100 mL	200	283.2	86400	-	194,842.6
5439000	12/20/1992	153	153	0.2602	39.82	1307	11.0781%	Fecal		CFU/100 mL	200	283.2	86400	-	194,842.6
5439000	4/4/1998	153	153	0.2602	39.82	1307	11.0781%	Fecal		CFU/100 mL	200	283.2	86400	-	194,842.6
5439000	5/1/1999	153	153	0.2602	39.82	1307	11.0781%	Fecal		CFU/100 mL	200	283.2	86400	-	194,842.6
5439000	6/12/2002	153	153	0.2602	39.82	1307	11.0781%	Fecal		CFU/100 mL	200	283.2	86400	-	194,842.6
5439000	7/23/2007	153	153	0.2602	39.82	1307	11.0781%	Fecal		CFU/100 mL	200	283.2	86400	-	194,842.6
5439000	5/27/2008	153	153	0.2602	39.82	1307	11.0781%	Fecal		CFU/100 mL	200	283.2	86400	-	194,842.6
5439000	8/27/2009	153	153	0.2602	39.82	1307	11.0781%	Fecal		CFU/100 mL	200	283.2	86400	-	194,842.6
5439000	3/8/2011	153	153	0.2602	39.82	1307	11.0781%	Fecal		CFU/100 mL	200	283.2	86400	-	194,842.6
5439000	6/11/2014	153	153	0.2602	39.82	1307	11.0781%	Fecal		CFU/100 mL	200	283.2	86400	-	194,842.6
5439000	3/4/2021	153	153	0.2602	39.82	1307	11.0781%	Fecal		CFU/100 mL	200	283.2	86400	-	194,842.6
5439000	8/22/1990	152	152	0.2602	39.55	1322	11.2053%	Fecal		CFU/100 mL	200	283.2	86400	-	193,569.2
5439000	3/31/1991	152	152	0.2602	39.55	1322	11.2053%	Fecal		CFU/100 mL	200	283.2	86400	-	193,569.2
5439000	9/25/1993	152	152	0.2602	39.55	1322	11.2053%	Fecal		CFU/100 mL	200	283.2	86400	-	193,569.2
5439000	2/26/1994	152	152	0.2602	39.55	1322	11.2053%	Fecal		CFU/100 mL	200	283.2	86400	-	193,569.2
5439000	4/18/1995	152	152	0.2602	39.55	1322	11.2053%	Fecal		CFU/100 mL	200	283.2	86400	-	193,569.2
5439000	4/30/1995	152	152	0.2602	39.55	1322	11.2053%	Fecal		CFU/100 mL	200	283.2	86400	-	193,569.2
5439000	5/11/2004	152	152	0.2602	39.55	1322	11.2053%	Fecal		CFU/100 mL	200	283.2	86400	-	193,569.2
5439000	6/15/2004	152	152	0.2602	39.55	1322	11.2053%	Fecal		CFU/100 mL	200	283.2	86400	-	193,569.2
5439000	4/1/2007	152	152	0.2602	39.55	1322	11.2053%	Fecal		CFU/100 mL	200	283.2	86400	-	193,569.2
5439000	6/25/2014	152	152	0.2602	39.55	1322	11.2053%	Fecal		CFU/100 mL	200	283.2	86400	-	193,569.2
5439000	1/9/2016	152	152	0.2602	39.55	1322	11.2053%	Fecal		CFU/100 mL	200	283.2	86400	-	193,569.2
5439000	5/29/2016	152	152	0.2602	39.55	1322	11.2053%	Fecal		CFU/100 mL	200	283.2	86400	-	193,569.2
5439000	5/19/1991	151	151	0.2602	39.29	1334	11.3070%	Fecal		CFU/100 mL	200	283.2	86400	-	192,295.7
5439000	4/19/1995	151	151	0.2602	39.29	1334	11.3070%	Fecal		CFU/100 mL	200	283.2	86400	-	192,295.7
5439000	2/14/1998	151	151	0.2602	39.29	1334	11.3070%	Fecal		CFU/100 mL	200	283.2	86400	-	192,295.7
5439000	3/8/1998	151	151	0.2602	39.29	1334	11.3070%	Fecal		CFU/100 mL	200	283.2	86400	-	192,295.7
5439000	5/14/1998	151	151	0.2602	39.29	1334	11.3070%	Fecal		CFU/100 mL	200	283.2	86400	-	192,295.7
5439000	6/3/2000	151	151	0.2602	39.29	1334	11.3070%	Fecal		CFU/100 mL	200	283.2	86400	-	192,295.7
5439000	6/19/2000	151	151	0.2602	39.29	1334	11.3070%	Fecal		CFU/100 mL	200	283.2	86400	-	192,295.7
5439000	2/20/2002	151	151	0.2602	39.29	1334	11.3070%	Fecal		CFU/100 mL	200	283.2	86400	-	192,295.7
5439000	5/25/2011	151	151	0.2602	39.29	1334	11.3070%	Fecal		CFU/100 mL	200	283.2	86400	-	192,295.7
5439000	6/5/2011	151	151	0.2602	39.29	1334	11.3070%	Fecal		CFU/100 mL	200	283.2	86400	-	192,295.7
5439000	12/19/2015	151	151	0.2602	39.29	1334	11.3070%	Fecal		CFU/100 mL	200	283.2	86400	-	192,295.7
5439000	3/24/2016	151	151	0.2602	39.29	1334	11.3070%	Fecal		CFU/100 mL	200	283.2	86400	-	192,295.7
5439000	3/26/2016	151	151	0.2602	39.29	1334	11.3070%	Fecal		CFU/100 mL	200	283.2	86400	-	192,295.7
5439000	2/26/2019	151	151	0.2602	39.29	1334	11.3070%	Fecal		CFU/100 mL	200	283.2	86400	-	192,295.7
5439000	3/19/2019	151	151	0.2602	39.29	1334	11.3070%	Fecal		CFU/100 mL	200	283.2	86400	-	192,295.7
5439000	6/7/2019	151	151	0.2602	39.29	1334	11.3070%	Fecal		CFU/100 mL	200	283.2	86400	-	192,295.7
5439000	12/29/1990	150	150	0.2602	39.03	1350	11.4426%	Fecal		CFU/100 mL	200	283.2	86400	-	191,022.2
5439000	10/2/1993	150	150	0.2602	39.03	1350	11.4426%	Fecal		CFU/100 mL	200	283.2	86400	-	191,022.2
5439000	2/20/1997	150	150	0.2602	39.03	1350	11.4426%	Fecal		CFU/100 mL	200	283.2	86400	-	191,022.2
5439000	3/6/1997	150	150	0.2602	39.03	1350	11.4426%	Fecal		CFU/100 mL	200	283.2	86400	-	191,022.2
5439000	4/1/2004	150	150	0.2602	39.03	1350	11.4426%	Fecal		CFU/100 mL	200	283.2	86400	-	191,022.2
5439000	1/14/2005	150	150	0.2602	39.03	1350	11.4426%	Fecal		CFU/100 mL	200	283.2	86400	-	191,022.2
5439000	10/26/2008	150	150	0.2602	39.03	1350	11.4426%	Fecal		CFU/100 mL	200	283.2	86400	-	191,022.2
5439000	4/27/2015	150	150	0.2602	39.03	1350	11.4426%	Fecal		CFU/100 mL	200	283.2	86400	-	191,022.2
5439000	7/16/2020	150	150	0.2602	39.03	1350	11.4426%	Fecal		CFU/100 mL	200	283.2	86400	-	191,022.2
5439000	1/21/1993	149	149	0.2602	38.77	1359	11.5189%	Fecal		CFU/100 mL	200	283.2	86400	-	189,748.7
5439000	5/8/1993	149	149	0.2602	38.77	1359	11.5189%	Fecal		CFU/100 mL	200	283.2	86400	-	189,748.7
5439000	5/16/1995	149	149	0.2602	38.77	1359	11.5189%	Fecal		CFU/100 mL	200	283.2	86400	-	189,748.7
5439000	3/22/1998	149	149	0.2602	38.77	1359	11.5189%	Fecal		CFU/100 mL	200	283.2	86400	-	189,748.7
5439000	4/15/1998	149	149	0.2602	38.77	1359	11.5189%	Fecal		CFU/100 mL	200	283.2	86400	-	189,748.7
5439000	4/12/2001	149	149	0.2602	38.77	1359	11.5189%	Fecal		CFU/100 mL	200	283.2	86400	-	189,748.7
5439000	3/28/2004	149	149	0.2602	38.77	1359	11.5189%	Fecal		CFU/100 mL	200	283.2	86400	-	189,748.7
5439000	3/17/2007	149	149	0.2602	38.77	1359	11.5189%	Fecal		CFU/100 mL	200	283.2	86400	-	189,748.7
5439000	5/9/2009	149	149	0.2602	38.77	1359	11.5189%	Fecal		CFU/100 mL	200	283.2	86400	-	189,748.7
5439000	5/19/2009	149	149	0.2602	38.77	1359	11.5189%	Fecal		CFU/100 mL	200	283.2	86400	-	189,748.7
5439000	10/28/2009	149	149	0.2602	38.77	1359	11.5189%	Fecal		CFU/100 mL	200	283.2	86400	-	189,748.7
5439000	4/9/2010	149	149	0.2602	38.77	1359	11.5189%	Fecal		CFU/100 mL	200	283.2	86400	-	189,748.7
5439000	5/5/2016	149	149	0.2602	38.77	1359	11.5189%	Fecal		CFU/100 mL	200	283.2	86400	-	189,748.7
5439000	5/20/2016	149	149	0.2602	38.77	1359	11.5189%	Fecal		CFU/100 mL	200	283.2	86400	-	189,748.7
5439000	4/10/2017	149	149	0.2602	38.77	1359	11.5189%	Fecal		CFU/100 mL	200	283.2	86400	-	189,748.7
5439000	6/14/2018	149	149	0.2602	38.77	1359	11.5189%	Fecal		CFU/100 mL	200	283.2	86400	-	189,748.7
5439000	3/22/1990	148	148	0.2602	38.51	1375	11.6545%	Fecal		CFU/100 mL	200	283.2	86400	-	188,475.2

Gage ID	Date	Discharge (CFS)	Gage Discharge (less Surrogate NPDES) (CFS)	Watershed Area Ratio	Calculated flow (CFS)	Rank	Flow Exceedance %	Parameter	Results	Units (mg or micro_gram	Limit/Standard	100mL/CF	sec/day	Actual Load (million colonies/day)	Allowable Load (million colonies/day)
5439000	6/4/1991	148	148	0.2602	38.51	1375	11.6545%	Fecal		CFU/100 mL	200	283.2	86400	-	188,475.2
5439000	1/8/1993	148	148	0.2602	38.51	1375	11.6545%	Fecal		CFU/100 mL	200	283.2	86400	-	188,475.2
5439000	9/17/1993	148	148	0.2602	38.51	1375	11.6545%	Fecal		CFU/100 mL	200	283.2	86400	-	188,475.2
5439000	6/27/2000	148	148	0.2602	38.51	1375	11.6545%	Fecal		CFU/100 mL	200	283.2	86400	-	188,475.2
5439000	4/12/2002	148	148	0.2602	38.51	1375	11.6545%	Fecal		CFU/100 mL	200	283.2	86400	-	188,475.2
5439000	4/6/2009	148	148	0.2602	38.51	1375	11.6545%	Fecal		CFU/100 mL	200	283.2	86400	-	188,475.2
5439000	5/6/2009	148	148	0.2602	38.51	1375	11.6545%	Fecal		CFU/100 mL	200	283.2	86400	-	188,475.2
5439000	5/29/2009	148	148	0.2602	38.51	1375	11.6545%	Fecal		CFU/100 mL	200	283.2	86400	-	188,475.2
5439000	3/7/2010	148	148	0.2602	38.51	1375	11.6545%	Fecal		CFU/100 mL	200	283.2	86400	-	188,475.2
5439000	5/19/2011	148	148	0.2602	38.51	1375	11.6545%	Fecal		CFU/100 mL	200	283.2	86400	-	188,475.2
5439000	5/7/2017	148	148	0.2602	38.51	1375	11.6545%	Fecal		CFU/100 mL	200	283.2	86400	-	188,475.2
5439000	3/3/1990	147	147	0.2602	38.25	1387	11.7562%	Fecal		CFU/100 mL	200	283.2	86400	-	187,201.7
5439000	2/25/1992	147	147	0.2602	38.25	1387	11.7562%	Fecal		CFU/100 mL	200	283.2	86400	-	187,201.7
5439000	5/1/1993	147	147	0.2602	38.25	1387	11.7562%	Fecal		CFU/100 mL	200	283.2	86400	-	187,201.7
5439000	8/31/1993	147	147	0.2602	38.25	1387	11.7562%	Fecal		CFU/100 mL	200	283.2	86400	-	187,201.7
5439000	10/24/2001	147	147	0.2602	38.25	1387	11.7562%	Fecal		CFU/100 mL	200	283.2	86400	-	187,201.7
5439000	5/21/2002	147	147	0.2602	38.25	1387	11.7562%	Fecal		CFU/100 mL	200	283.2	86400	-	187,201.7
5439000	6/16/2009	147	147	0.2602	38.25	1387	11.7562%	Fecal		CFU/100 mL	200	283.2	86400	-	187,201.7
5439000	3/22/2010	147	147	0.2602	38.25	1387	11.7562%	Fecal		CFU/100 mL	200	283.2	86400	-	187,201.7
5439000	10/13/2019	147	147	0.2602	38.25	1387	11.7562%	Fecal		CFU/100 mL	200	283.2	86400	-	187,201.7
5439000	11/2/1992	146	146	0.2602	37.99	1396	11.8325%	Fecal		CFU/100 mL	200	283.2	86400	-	185,928.3
5439000	3/14/1994	146	146	0.2602	37.99	1396	11.8325%	Fecal		CFU/100 mL	200	283.2	86400	-	185,928.3
5439000	6/13/1996	146	146	0.2602	37.99	1396	11.8325%	Fecal		CFU/100 mL	200	283.2	86400	-	185,928.3
5439000	4/13/1998	146	146	0.2602	37.99	1396	11.8325%	Fecal		CFU/100 mL	200	283.2	86400	-	185,928.3
5439000	5/11/2002	146	146	0.2602	37.99	1396	11.8325%	Fecal		CFU/100 mL	200	283.2	86400	-	185,928.3
5439000	12/23/2008	146	146	0.2602	37.99	1396	11.8325%	Fecal		CFU/100 mL	200	283.2	86400	-	185,928.3
5439000	4/25/2009	146	146	0.2602	37.99	1396	11.8325%	Fecal		CFU/100 mL	200	283.2	86400	-	185,928.3
5439000	3/18/2013	146	146	0.2602	37.99	1396	11.8325%	Fecal		CFU/100 mL	200	283.2	86400	-	185,928.3
5439000	5/23/2018	146	146	0.2602	37.99	1396	11.8325%	Fecal		CFU/100 mL	200	283.2	86400	-	185,928.3
5439000	6/21/2018	146	146	0.2602	37.99	1396	11.8325%	Fecal		CFU/100 mL	200	283.2	86400	-	185,928.3
5439000	2/4/2019	146	146	0.2602	37.99	1396	11.8325%	Fecal		CFU/100 mL	200	283.2	86400	-	185,928.3
5439000	3/16/2021	146	146	0.2602	37.99	1396	11.8325%	Fecal		CFU/100 mL	200	283.2	86400	-	185,928.3
5439000	3/21/1990	145	145	0.2602	37.73	1408	11.9342%	Fecal		CFU/100 mL	200	283.2	86400	-	184,654.8
5439000	7/1/1990	145	145	0.2602	37.73	1408	11.9342%	Fecal		CFU/100 mL	200	283.2	86400	-	184,654.8
5439000	4/26/1993	145	145	0.2602	37.73	1408	11.9342%	Fecal		CFU/100 mL	200	283.2	86400	-	184,654.8
5439000	5/19/1997	145	145	0.2602	37.73	1408	11.9342%	Fecal		CFU/100 mL	200	283.2	86400	-	184,654.8
5439000	12/8/1998	145	145	0.2602	37.73	1408	11.9342%	Fecal		CFU/100 mL	200	283.2	86400	-	184,654.8
5439000	4/19/1999	145	145	0.2602	37.73	1408	11.9342%	Fecal		CFU/100 mL	200	283.2	86400	-	184,654.8
5439000	12/21/2006	145	145	0.2602	37.73	1408	11.9342%	Fecal		CFU/100 mL	200	283.2	86400	-	184,654.8
5439000	4/13/2007	145	145	0.2602	37.73	1408	11.9342%	Fecal		CFU/100 mL	200	283.2	86400	-	184,654.8
5439000	1/13/2008	145	145	0.2602	37.73	1408	11.9342%	Fecal		CFU/100 mL	200	283.2	86400	-	184,654.8
5439000	3/19/2010	145	145	0.2602	37.73	1408	11.9342%	Fecal		CFU/100 mL	200	283.2	86400	-	184,654.8
5439000	5/28/2015	145	145	0.2602	37.73	1408	11.9342%	Fecal		CFU/100 mL	200	283.2	86400	-	184,654.8
5439000	3/16/2016	145	145	0.2602	37.73	1408	11.9342%	Fecal		CFU/100 mL	200	283.2	86400	-	184,654.8
5439000	8/30/2016	145	145	0.2602	37.73	1408	11.9342%	Fecal		CFU/100 mL	200	283.2	86400	-	184,654.8
5439000	4/16/2019	145	145	0.2602	37.73	1408	11.9342%	Fecal		CFU/100 mL	200	283.2	86400	-	184,654.8
5439000	5/15/2019	145	145	0.2602	37.73	1408	11.9342%	Fecal		CFU/100 mL	200	283.2	86400	-	184,654.8
5439000	9/19/2019	145	145	0.2602	37.73	1408	11.9342%	Fecal		CFU/100 mL	200	283.2	86400	-	184,654.8
5439000	3/25/2021	145	145	0.2602	37.73	1408	11.9342%	Fecal		CFU/100 mL	200	283.2	86400	-	184,654.8
5439000	6/11/1999	144	144	0.2602	37.47	1425	12.0783%	Fecal		CFU/100 mL	200	283.2	86400	-	183,381.3
5439000	7/12/2000	144	144	0.2602	37.47	1425	12.0783%	Fecal		CFU/100 mL	200	283.2	86400	-	183,381.3
5439000	3/2/2001	144	144	0.2602	37.47	1425	12.0783%	Fecal		CFU/100 mL	200	283.2	86400	-	183,381.3
5439000	7/12/2007	144	144	0.2602	37.47	1425	12.0783%	Fecal		CFU/100 mL	200	283.2	86400	-	183,381.3
5439000	4/4/2008	144	144	0.2602	37.47	1425	12.0783%	Fecal		CFU/100 mL	200	283.2	86400	-	183,381.3
5439000	1/4/2009	144	144	0.2602	37.47	1425	12.0783%	Fecal		CFU/100 mL	200	283.2	86400	-	183,381.3
5439000	5/5/2009	144	144	0.2602	37.47	1425	12.0783%	Fecal		CFU/100 mL	200	283.2	86400	-	183,381.3
5439000	11/12/2011	144	144	0.2602	37.47	1425	12.0783%	Fecal		CFU/100 mL	200	283.2	86400	-	183,381.3
5439000	4/29/2013	144	144	0.2602	37.47	1425	12.0783%	Fecal		CFU/100 mL	200	283.2	86400	-	183,381.3
5439000	6/27/2015	144	144	0.2602	37.47	1425	12.0783%	Fecal		CFU/100 mL	200	283.2	86400	-	183,381.3
5439000	1/3/2019	144	144	0.2602	37.47	1425	12.0783%	Fecal		CFU/100 mL	200	283.2	86400	-	183,381.3
5439000	5/21/1990	143	143	0.2602	37.21	1436	12.1716%	Fecal		CFU/100 mL	200	283.2	86400	-	182,107.8
5439000	3/9/1992	143	143	0.2602	37.21	1436	12.1716%	Fecal		CFU/100 mL	200	283.2	86400	-	182,107.8
5439000	2/1/1993	143	143	0.2602	37.21	1436	12.1716%	Fecal		CFU/100 mL	200	283.2	86400	-	182,107.8
5439000	5/22/1996	143	143	0.2602	37.21	1436	12.1716%	Fecal		CFU/100 mL	200	283.2	86400	-	182,107.8
5439000	2/5/1999	143	143	0.2602	37.21	1436	12.1716%	Fecal		CFU/100 mL	200	283.2	86400	-	182,107.8
5439000	3/26/2004	143	143	0.2602	37.21	1436	12.1716%	Fecal		CFU/100 mL	200	283.2	86400	-	182,107.8
5439000	12/11/2008	143	143	0.2602	37.21	1436	12.1716%	Fecal		CFU/100 mL	200	283.2	86400	-	182,107.8
5439000	5/15/2017	143	143	0.2602	37.21	1436	12.1716%	Fecal		CFU/100 mL	200	283.2	86400	-	182,107.8
5439000	5/3/2020	143	143	0.2602	37.21	1436	12.1716%	Fecal		CFU/100 mL	200	283.2	86400	-	182,107.8
5439000	12/4/1990	142	142	0.2602	36.95	1445	12.2478%	Fecal		CFU/100 mL	200	283.2	86400	-	180,834.3
5439000	12/18/1990	142	142	0.2602	36.95	1445	12.2478%	Fecal		CFU/100 mL	200	283.2	86400	-	180,834.3
5439000	7/24/1993	142	142	0.2602	36.95	1445	12.2478%	Fecal		CFU/100 mL	200	283.2	86400	-	180,834.3
5439000	11/14/1994	142	142	0.2602	36.95	1445	12.2478%	Fecal		CFU/100 mL	200	283.2	86400	-	180,834.3
5439000	6/18/1999	142	142	0.2602	36.95	1445	12.2478%	Fecal		CFU/100 mL	200	283.2	86400	-	180,834.3
5439000	5/10/2000	142	142	0.2602	36.95	1445	12.2478%	Fecal		CFU/100 mL	200	283.2	86400	-	180,834.3
5439000	6/20/2000	142	142	0.2602	36.95	1445	12.2478%	Fecal		CFU/100 mL	200	283.2	86400	-	180,834.3
5439000	1/31/2001	142	142	0.2602	36.95	1445	12.2478%	Fecal		CFU/100 mL	200	283.2	86400	-	180,834.3
5439000	3/19/2009	142	142	0.2602	36.95	1445	12.2478%	Fecal		CFU/100 mL	200	283.2	86400	-	180,834.3
5439000	6/12/2009	142	142	0.2602	36.95	1445	12.2478%	Fecal		CFU/100 mL	200	283.2	86400	-	180,834.3
5439000	6/24/2016	142	142	0.2602	36.95	1445	12.2478%	Fecal		CFU/100 mL	200	283.2	86400	-	180,834.3
5439000	6/20/2018	142	142	0.2602	36.95	1445	12.2478%	Fecal		CFU/100 mL	200	283.2	86400	-	180,834.3
5439000	1/7/2019	142	142	0.2602	36.95	1445	12.2478%	Fecal		CFU/100 mL	200	283.2	86400	-	180,834.3
5439000	1/13/2020	142	142	0.2602	36.95	1445	12.2478%	Fecal		CFU/100 mL	200	283.2	86400	-	180,834.3
5439000	2/19/2022	142	142	0.2602	36.95	1445	12.2478%	Fecal		CFU/100 mL	200	283.2	86400	-	180,834.3
5439000	11/28/1994	141	141	0.2602	36.69	1460	12.3750%	Fecal		CFU/100 mL	200	283.2	86400	-	179,560.9
5439000	6/27/1996	141	141	0.2602	36.69	1460	12.3750%	Fecal		CFU/100 mL	200	283.2	86400	-	179,560.9
5439000	4/28/1998	141	141	0.2602	36.69	1460	12.3750%	Fecal		CFU/100 mL	200	283.2	86400	-	179,560.9
5439000	3/3/2001	141	141	0.2602	36.69	1460	12.3750%	Fecal		CFU/100 mL	200	283.2	86400	-	179,560.9
5439000	6/8/2004	141	141	0.2602	36.69	1460	12.3750%	Fecal		CFU/100 mL	200	283.2	86400	-	179,560.9
5439000	4/2/2007	141	141	0.2602	36.69	1460	12.3750%	Fecal		CFU/100 mL	200	283.2	86400	-	179,560.9
5439000	3/7/2009	141	141	0.2602	36.69	1460	12.3750%	Fecal		CFU/100 mL	200	283.2	86400	-	179,560.9
5439000	5/14/2015	141	141	0.2602	36.69	1460	12.3750%	Fecal		CFU/100 mL	200	283.2	86400	-	179,560.9
5439000	1/26/2017	141	141	0.2602	36.69	1460	12.3750%	Fecal		CFU/100 mL	200	283.2	86400	-	179,560.9
5439000	7/25/2017	141	141	0.2602	36.69	1460	12.3750%	Fecal		CFU/100 mL	200	283.2	86400	-	179,560.9
5439000	5/25/2020	141	141	0.2602	36.69	1460	12.3750%	Fecal		CFU/100 mL	200	283.2	86400	-	179,560.9
5439000	7/28/1993	140	140	0.2602	36.43	1471	12.4682%	Fecal		CFU/100 mL	200	283.2	86400	-	178,287.4
5439000	3/9/1994	140	140	0.2602	36.43	1471	12.4682%	Fecal		CFU/100 mL	200	283.2	86400	-	178,287.4
5439000	3/24/1994	140	140	0.2602	36.43	1471	12.4682%	Fecal		CFU/100 mL	200	283.2	86400	-	178,287.4
5439000	3/4/2001	140	140	0.2602	36.43	1471	12.4682%	Fecal		CFU/100 mL	200	283.2	86400	-	178,287.4
5439000	6/3/2007	140	140	0.2602	36.43	1471	12.4682%	Fecal		CFU/100 mL	200	283.2	86400	-	178,287.4
5439000	6/22/2009	140	140	0.2602	36.43	1471	12.4682%	Fecal		CFU/100 mL	200	283.2	86400	-	178,287.4
5439000	3/23/2014	140	140	0.2602	36.43	1471	12.4682%	Fecal		CFU/100 mL	200	283.2	86400	-	178,287.4
5439000	7/21/2017	140	140	0.2602	36.43	1471	12.4682%	Fecal		CFU/100 mL	200	283.2	86400	-	178,287.4
5439000	3/21/2021	140	140	0.2602	36.43	1471	12.4682%	Fecal		CFU/100 mL	200	283.2	86400	-	178,287.4
5439000	12/12/1991	139	139	0.2602	36.17	1480	12.5445%	Fecal		CFU/100 mL	200	283.2	86400	-	177,013.9
5439000	2/19/1992	139	139	0.2602	36.17	1480	12.5445%	Fecal		CFU/100 mL	200	283.2	86400	-	177,013.9
5439000	3/19/1999	139	139	0.2602	36.17	1480	12.5445%	Fecal		CFU/100 mL	200	283.2	86400	-	177,013.9
5439000	2/17/2001	139	139	0.2602	36.17	1480	12.5445%	Fecal		CFU/100 mL	200	283.2	86400	-	177,013.9
5439000	9/5/2007	139	139	0.2602	36.17	1480	12.5445%	Fecal		CFU/100 mL	200	283.2	86400	-	177,013.9
5439000	5/31/2008	139	139	0.2602	36.17	1480	12.5445%	Fecal		CFU/100 mL	200	283.2	86400	-	177,013.9
5439000	6/26/2010	139	139	0.2602	36.17	1480	12.5445%	Fecal		CFU/100 mL	200	283.2	86400	-	177,013.9
5439000	1/3/2011	139	139	0.2602	36.17	1480	12.5445%	Fecal		CFU/100 mL	200	283.2	86400	-	177,013.9
5439000	3/4/2011	139	139	0.2602	36.17	1480	12.5445%	Fecal		CFU/100 mL	200	283.2	86400	-	177,013.9
5439000	7/7/2014	139	139	0.2602	36.17	1480	12.5445%	Fecal		CFU/100 mL	200	283.2	86400	-	177,013.9
5439000	5/26/2015	139	139	0.2602	36.17	1480	12.5445%	Fecal		CFU/100 mL	200	283.2	86400	-	177,013.9
5439000	12/5/2015	139	139	0.2602	36.17	1480	12.5445%	Fecal		CFU/100 mL	200	283.2	86400	-	177,013.9
5439000	1/11/2016	139	139	0.2602	36.17	1480	12.5445%	Fecal		CFU/100 mL	200	283.2	86400	-	177,013.9
5439000	4/19/2017	139	139	0.2602	36.17	1480	12.5445%	Fecal		CFU/100 mL	200	283.2	86400	-	177,013.9
5439000	8/4/1990	138	138	0.2602	35.91	1494	12.6632%	Fecal		CFU/100 mL	200	283.2	86400	-	175,740.4
5439000	4/17/1992	138	138	0.2602	35.91	1494	12.6632%	Fecal		CFU/100 mL	200	283.2	86400	-	175,740.4
5439000	5/8/1995	138	138	0.2602	35.91	1494	12.6632%	Fecal		CFU/100 mL	200	283.2	86400	-	175,740.4
5439000	1/9/1998	138	138	0.2602	35.91	1494	12.6632%	Fecal		CFU/100 mL	200	283.2	86400	-	175,740.4
5439000	5/15/1998	138	138	0.2602	35.91	1494	12.6632%	Fecal		CFU/100 mL	200	283.2	86400	-	175,740.4
5439000	10/20/1998	138	138	0.2602	35.91	1494	12.6632%	Fecal		CFU/100 mL	200	283.2	86400	-	175,740.4
5439000	2/1/2001	138	138	0.2602	35.91	1494	12.6632%	Fecal		CFU/100 mL	200	283.2	86400	-	175,740.4

Gage ID	Date	Discharge (CFS)	Gage Discharge (less Surrogate NPDES) (CFS)	Watershed Area Ratio	Calculated flow (CFS)	Rank	Flow Exceedance %	Parameter	Results	Units (mg or micro_gram	Limit/Standard	100mL/CF	sec/day	Actual Load (million colonies/day)	Allowable Load (million colonies/day)
5439000	3/8/2004	138	138	0.2602	35.91	1494	12.6632%	Fecal		CFU/100 mL	200	283.2	86400	-	175,740.4
5439000	12/16/2006	138	138	0.2602	35.91	1494	12.6632%	Fecal		CFU/100 mL	200	283.2	86400	-	175,740.4
5439000	3/29/2007	138	138	0.2602	35.91	1494	12.6632%	Fecal		CFU/100 mL	200	283.2	86400	-	175,740.4
5439000	4/3/2007	138	138	0.2602	35.91	1494	12.6632%	Fecal		CFU/100 mL	200	283.2	86400	-	175,740.4
5439000	3/16/2008	138	138	0.2602	35.91	1494	12.6632%	Fecal		CFU/100 mL	200	283.2	86400	-	175,740.4
5439000	5/15/2008	138	138	0.2602	35.91	1494	12.6632%	Fecal		CFU/100 mL	200	283.2	86400	-	175,740.4
5439000	4/19/2009	138	138	0.2602	35.91	1494	12.6632%	Fecal		CFU/100 mL	200	283.2	86400	-	175,740.4
5439000	11/5/2009	138	138	0.2602	35.91	1494	12.6632%	Fecal		CFU/100 mL	200	283.2	86400	-	175,740.4
5439000	12/19/2011	138	138	0.2602	35.91	1494	12.6632%	Fecal		CFU/100 mL	200	283.2	86400	-	175,740.4
5439000	5/16/2015	138	138	0.2602	35.91	1494	12.6632%	Fecal		CFU/100 mL	200	283.2	86400	-	175,740.4
5439000	11/30/2016	138	138	0.2602	35.91	1494	12.6632%	Fecal		CFU/100 mL	200	283.2	86400	-	175,740.4
5439000	1/24/2017	138	138	0.2602	35.91	1494	12.6632%	Fecal		CFU/100 mL	200	283.2	86400	-	175,740.4
5439000	1/25/2017	138	138	0.2602	35.91	1494	12.6632%	Fecal		CFU/100 mL	200	283.2	86400	-	175,740.4
5439000	10/10/2019	138	138	0.2602	35.91	1494	12.6632%	Fecal		CFU/100 mL	200	283.2	86400	-	175,740.4
5439000	11/6/2019	138	138	0.2602	35.91	1494	12.6632%	Fecal		CFU/100 mL	200	283.2	86400	-	175,740.4
5439000	9/10/1992	137	137	0.2602	35.65	1516	12.8496%	Fecal		CFU/100 mL	200	283.2	86400	-	174,466.9
5439000	12/1/1992	137	137	0.2602	35.65	1516	12.8496%	Fecal		CFU/100 mL	200	283.2	86400	-	174,466.9
5439000	5/1/2007	137	137	0.2602	35.65	1516	12.8496%	Fecal		CFU/100 mL	200	283.2	86400	-	174,466.9
5439000	9/24/2008	137	137	0.2602	35.65	1516	12.8496%	Fecal		CFU/100 mL	200	283.2	86400	-	174,466.9
5439000	1/1/2010	137	137	0.2602	35.65	1516	12.8496%	Fecal		CFU/100 mL	200	283.2	86400	-	174,466.9
5439000	1/28/2010	137	137	0.2602	35.65	1516	12.8496%	Fecal		CFU/100 mL	200	283.2	86400	-	174,466.9
5439000	7/6/2016	137	137	0.2602	35.65	1516	12.8496%	Fecal		CFU/100 mL	200	283.2	86400	-	174,466.9
5439000	3/2/2017	137	137	0.2602	35.65	1516	12.8496%	Fecal		CFU/100 mL	200	283.2	86400	-	174,466.9
5439000	5/28/2017	137	137	0.2602	35.65	1516	12.8496%	Fecal		CFU/100 mL	200	283.2	86400	-	174,466.9
5439000	3/20/2019	137	137	0.2602	35.65	1516	12.8496%	Fecal		CFU/100 mL	200	283.2	86400	-	174,466.9
5439000	11/13/1994	136	136	0.2602	35.39	1526	12.9344%	Fecal		CFU/100 mL	200	283.2	86400	-	173,193.5
5439000	6/7/1995	136	136	0.2602	35.39	1526	12.9344%	Fecal		CFU/100 mL	200	283.2	86400	-	173,193.5
5439000	11/10/1995	136	136	0.2602	35.39	1526	12.9344%	Fecal		CFU/100 mL	200	283.2	86400	-	173,193.5
5439000	8/12/1996	136	136	0.2602	35.39	1526	12.9344%	Fecal		CFU/100 mL	200	283.2	86400	-	173,193.5
5439000	5/22/2002	136	136	0.2602	35.39	1526	12.9344%	Fecal		CFU/100 mL	200	283.2	86400	-	173,193.5
5439000	7/18/2007	136	136	0.2602	35.39	1526	12.9344%	Fecal		CFU/100 mL	200	283.2	86400	-	173,193.5
5439000	5/1/2011	136	136	0.2602	35.39	1526	12.9344%	Fecal		CFU/100 mL	200	283.2	86400	-	173,193.5
5439000	3/15/2021	136	136	0.2602	35.39	1526	12.9344%	Fecal		CFU/100 mL	200	283.2	86400	-	173,193.5
5439000	11/16/1992	135	135	0.2602	35.13	1534	13.0022%	Fecal		CFU/100 mL	200	283.2	86400	-	171,920.0
5439000	7/3/1993	135	135	0.2602	35.13	1534	13.0022%	Fecal		CFU/100 mL	200	283.2	86400	-	171,920.0
5439000	4/21/1999	135	135	0.2602	35.13	1534	13.0022%	Fecal		CFU/100 mL	200	283.2	86400	-	171,920.0
5439000	2/18/2001	135	135	0.2602	35.13	1534	13.0022%	Fecal		CFU/100 mL	200	283.2	86400	-	171,920.0
5439000	3/24/2001	135	135	0.2602	35.13	1534	13.0022%	Fecal		CFU/100 mL	200	283.2	86400	-	171,920.0
5439000	6/13/2002	135	135	0.2602	35.13	1534	13.0022%	Fecal		CFU/100 mL	200	283.2	86400	-	171,920.0
5439000	3/18/2007	135	135	0.2602	35.13	1534	13.0022%	Fecal		CFU/100 mL	200	283.2	86400	-	171,920.0
5439000	12/25/2008	135	135	0.2602	35.13	1534	13.0022%	Fecal		CFU/100 mL	200	283.2	86400	-	171,920.0
5439000	4/7/2009	135	135	0.2602	35.13	1534	13.0022%	Fecal		CFU/100 mL	200	283.2	86400	-	171,920.0
5439000	6/20/2009	135	135	0.2602	35.13	1534	13.0022%	Fecal		CFU/100 mL	200	283.2	86400	-	171,920.0
5439000	11/26/2009	135	135	0.2602	35.13	1534	13.0022%	Fecal		CFU/100 mL	200	283.2	86400	-	171,920.0
5439000	11/27/2009	135	135	0.2602	35.13	1534	13.0022%	Fecal		CFU/100 mL	200	283.2	86400	-	171,920.0
5439000	3/2/2012	135	135	0.2602	35.13	1534	13.0022%	Fecal		CFU/100 mL	200	283.2	86400	-	171,920.0
5439000	6/30/2018	135	135	0.2602	35.13	1534	13.0022%	Fecal		CFU/100 mL	200	283.2	86400	-	171,920.0
5439000	2/9/1990	134	134	0.2602	34.87	1548	13.1209%	Fecal		CFU/100 mL	200	283.2	86400	-	170,646.5
5439000	7/21/1990	134	134	0.2602	34.87	1548	13.1209%	Fecal		CFU/100 mL	200	283.2	86400	-	170,646.5
5439000	4/11/1991	134	134	0.2602	34.87	1548	13.1209%	Fecal		CFU/100 mL	200	283.2	86400	-	170,646.5
5439000	5/6/1991	134	134	0.2602	34.87	1548	13.1209%	Fecal		CFU/100 mL	200	283.2	86400	-	170,646.5
5439000	12/2/1991	134	134	0.2602	34.87	1548	13.1209%	Fecal		CFU/100 mL	200	283.2	86400	-	170,646.5
5439000	5/9/1993	134	134	0.2602	34.87	1548	13.1209%	Fecal		CFU/100 mL	200	283.2	86400	-	170,646.5
5439000	6/25/1993	134	134	0.2602	34.87	1548	13.1209%	Fecal		CFU/100 mL	200	283.2	86400	-	170,646.5
5439000	12/28/1994	134	134	0.2602	34.87	1548	13.1209%	Fecal		CFU/100 mL	200	283.2	86400	-	170,646.5
5439000	8/2/1996	134	134	0.2602	34.87	1548	13.1209%	Fecal		CFU/100 mL	200	283.2	86400	-	170,646.5
5439000	5/2/1999	134	134	0.2602	34.87	1548	13.1209%	Fecal		CFU/100 mL	200	283.2	86400	-	170,646.5
5439000	3/12/2002	134	134	0.2602	34.87	1548	13.1209%	Fecal		CFU/100 mL	200	283.2	86400	-	170,646.5
5439000	4/12/2007	134	134	0.2602	34.87	1548	13.1209%	Fecal		CFU/100 mL	200	283.2	86400	-	170,646.5
5439000	5/19/2010	134	134	0.2602	34.87	1548	13.1209%	Fecal		CFU/100 mL	200	283.2	86400	-	170,646.5
5439000	2/23/2011	134	134	0.2602	34.87	1548	13.1209%	Fecal		CFU/100 mL	200	283.2	86400	-	170,646.5
5439000	7/4/2013	134	134	0.2602	34.87	1548	13.1209%	Fecal		CFU/100 mL	200	283.2	86400	-	170,646.5
5439000	5/18/2015	134	134	0.2602	34.87	1548	13.1209%	Fecal		CFU/100 mL	200	283.2	86400	-	170,646.5
5439000	3/17/2016	134	134	0.2602	34.87	1548	13.1209%	Fecal		CFU/100 mL	200	283.2	86400	-	170,646.5
5439000	3/31/2016	134	134	0.2602	34.87	1548	13.1209%	Fecal		CFU/100 mL	200	283.2	86400	-	170,646.5
5439000	6/1/2016	134	134	0.2602	34.87	1548	13.1209%	Fecal		CFU/100 mL	200	283.2	86400	-	170,646.5
5439000	1/19/2017	134	134	0.2602	34.87	1548	13.1209%	Fecal		CFU/100 mL	200	283.2	86400	-	170,646.5
5439000	4/4/2020	134	134	0.2602	34.87	1548	13.1209%	Fecal		CFU/100 mL	200	283.2	86400	-	170,646.5
5439000	5/17/1990	133	133	0.2602	34.61	1569	13.2989%	Fecal		CFU/100 mL	200	283.2	86400	-	169,373.0
5439000	12/14/1991	133	133	0.2602	34.61	1569	13.2989%	Fecal		CFU/100 mL	200	283.2	86400	-	169,373.0
5439000	3/10/1992	133	133	0.2602	34.61	1569	13.2989%	Fecal		CFU/100 mL	200	283.2	86400	-	169,373.0
5439000	4/27/1993	133	133	0.2602	34.61	1569	13.2989%	Fecal		CFU/100 mL	200	283.2	86400	-	169,373.0
5439000	4/29/1998	133	133	0.2602	34.61	1569	13.2989%	Fecal		CFU/100 mL	200	283.2	86400	-	169,373.0
5439000	6/8/2001	133	133	0.2602	34.61	1569	13.2989%	Fecal		CFU/100 mL	200	283.2	86400	-	169,373.0
5439000	12/25/2006	133	133	0.2602	34.61	1569	13.2989%	Fecal		CFU/100 mL	200	283.2	86400	-	169,373.0
5439000	4/14/2007	133	133	0.2602	34.61	1569	13.2989%	Fecal		CFU/100 mL	200	283.2	86400	-	169,373.0
5439000	4/13/2013	133	133	0.2602	34.61	1569	13.2989%	Fecal		CFU/100 mL	200	283.2	86400	-	169,373.0
5439000	1/22/2018	133	133	0.2602	34.61	1569	13.2989%	Fecal		CFU/100 mL	200	283.2	86400	-	169,373.0
5439000	3/21/2019	133	133	0.2602	34.61	1569	13.2989%	Fecal		CFU/100 mL	200	283.2	86400	-	169,373.0
5439000	1/1/2020	133	133	0.2602	34.61	1569	13.2989%	Fecal		CFU/100 mL	200	283.2	86400	-	169,373.0
5439000	2/7/1991	132	132	0.2602	34.35	1581	13.4006%	Fecal		CFU/100 mL	200	283.2	86400	-	168,099.5
5439000	4/5/1998	132	132	0.2602	34.35	1581	13.4006%	Fecal		CFU/100 mL	200	283.2	86400	-	168,099.5
5439000	10/25/2001	132	132	0.2602	34.35	1581	13.4006%	Fecal		CFU/100 mL	200	283.2	86400	-	168,099.5
5439000	5/23/2002	132	132	0.2602	34.35	1581	13.4006%	Fecal		CFU/100 mL	200	283.2	86400	-	168,099.5
5439000	6/16/2004	132	132	0.2602	34.35	1581	13.4006%	Fecal		CFU/100 mL	200	283.2	86400	-	168,099.5
5439000	3/31/2007	132	132	0.2602	34.35	1581	13.4006%	Fecal		CFU/100 mL	200	283.2	86400	-	168,099.5
5439000	8/3/2010	132	132	0.2602	34.35	1581	13.4006%	Fecal		CFU/100 mL	200	283.2	86400	-	168,099.5
5439000	6/17/2011	132	132	0.2602	34.35	1581	13.4006%	Fecal		CFU/100 mL	200	283.2	86400	-	168,099.5
5439000	12/4/2011	132	132	0.2602	34.35	1581	13.4006%	Fecal		CFU/100 mL	200	283.2	86400	-	168,099.5
5439000	5/25/2015	132	132	0.2602	34.35	1581	13.4006%	Fecal		CFU/100 mL	200	283.2	86400	-	168,099.5
5439000	7/20/2017	132	132	0.2602	34.35	1581	13.4006%	Fecal		CFU/100 mL	200	283.2	86400	-	168,099.5
5439000	10/24/2017	132	132	0.2602	34.35	1581	13.4006%	Fecal		CFU/100 mL	200	283.2	86400	-	168,099.5
5439000	10/22/2019	132	132	0.2602	34.35	1581	13.4006%	Fecal		CFU/100 mL	200	283.2	86400	-	168,099.5
5439000	3/17/2021	132	132	0.2602	34.35	1581	13.4006%	Fecal		CFU/100 mL	200	283.2	86400	-	168,099.5
5439000	3/24/2021	132	132	0.2602	34.35	1581	13.4006%	Fecal		CFU/100 mL	200	283.2	86400	-	168,099.5
5439000	5/7/1990	131	131	0.2602	34.09	1596	13.5277%	Fecal		CFU/100 mL	200	283.2	86400	-	166,826.0
5439000	8/30/1993	131	131	0.2602	34.09	1596	13.5277%	Fecal		CFU/100 mL	200	283.2	86400	-	166,826.0
5439000	6/16/1998	131	131	0.2602	34.09	1596	13.5277%	Fecal		CFU/100 mL	200	283.2	86400	-	166,826.0
5439000	11/10/2000	131	131	0.2602	34.09	1596	13.5277%	Fecal		CFU/100 mL	200	283.2	86400	-	166,826.0
5439000	5/17/2003	131	131	0.2602	34.09	1596	13.5277%	Fecal		CFU/100 mL	200	283.2	86400	-	166,826.0
5439000	3/2/2009	131	131	0.2602	34.09	1596	13.5277%	Fecal		CFU/100 mL	200	283.2	86400	-	166,826.0
5439000	3/13/2011	131	131	0.2602	34.09	1596	13.5277%	Fecal		CFU/100 mL	200	283.2	86400	-	166,826.0
5439000	1/30/2013	131	131	0.2602	34.09	1596	13.5277%	Fecal		CFU/100 mL	200	283.2	86400	-	166,826.0
5439000	6/8/2019	131	131	0.2602	34.09	1596	13.5277%	Fecal		CFU/100 mL	200	283.2	86400	-	166,826.0
5439000	10/26/2019	131	131	0.2602	34.09	1596	13.5277%	Fecal		CFU/100 mL	200	283.2	86400	-	166,826.0
5439000	3/25/1991	130	130	0.2602	33.83	1606	13.6125%	Fecal		CFU/100 mL	200	283.2	86400	-	165,552.6
5439000	1/5/1995	130	130	0.2602	33.83	1606	13.6125%	Fecal		CFU/100 mL	200	283.2	86400	-	165,552.6
5439000	2/20/1995	130	130	0.2602	33.83	1606	13.6125%	Fecal		CFU/100 mL	200	283.2	86400	-	165,552.6
5439000	6/19/1998	130	130	0.2602	33.83	1606	13.6125%	Fecal		CFU/100 mL	200	283.2	86400	-	165,552.6
5439000	5/7/2003	130	130	0.2602	33.83	1606	13.6125%	Fecal		CFU/100 mL	200	283.2	86400	-	165,552.6
5439000	4/2/2004	130	130	0.2602	33.83	1606	13.6125%	Fecal		CFU/100 mL	200	283.2	86400	-	165,552.6
5439000	1/15/2005	130	130	0.2602	33.83	1606	13.6125%	Fecal		CFU/100 mL	200	283.2	86400	-	165,552.6
5439000	11/30/2006	130	130	0.2602	33.83	1606	13.6125%	Fecal		CFU/100 mL	200	283.2	86400	-	165,552.6
5439000	3/7/2007	130	130	0.2602	33.83	1606	13.6125%	Fecal		CFU/100 mL	200	283.2	86400	-	165,552.6
5439000	3/19/2007	130	130	0.2602	33.83	1606	13.6125%	Fecal		CFU/100 mL	200	283.2	86400	-	165,552.6
5439000	8/19/2007	130	130	0.2602	33.83	1606	13.6125%	Fecal		CFU/100 mL	200	283.2	86400	-	165,552.6
5439000	6/13/2008	130	130	0.2602	33.83	1606	13.6125%	Fecal		CFU/100 mL	200	283.2	86400	-	165,552.6
5439000	3/23/2011	130	130	0.2602	33.83	1606	13.6125%	Fecal		CFU/100 mL	200	283.2	86400	-	165,552.6
5439000	1/3/2016	130	130	0.2602	33.83	1606	13.6125%	Fecal		CFU/100 mL	200	283.2	86400	-	165,552.6
5439000	6/16/2019	130	130	0.2602	33.83	1606	13.6125%	Fecal		CFU/100 mL	200	283.2	86400	-	165,552.6
5439000	11/22/2019	130	130	0.2602	33.83	1606	13.6125%	Fecal		CFU/100 mL	200	283.2	86400	-	165,552.6
5439000	11/15/1994	129	129	0.2602	33.57	1622	13.7481%	Fecal		CFU/100 mL	200	283.2	86400	-	164,279.1
5439000	5/17/1995	129	129	0.2602	33.57	1622	13.7481%	Fecal		CFU/100 mL	200	283.2	86400	-	164,279.1
5439000	5/10/1997	129	129	0.2602	33.57	1622	13.7481%	Fecal		CFU/100 mL	200	283.2	86400	-	164,279.1
5439000	4/14/1998	129	129	0.2602	33.57	1622	13.7481%	Fecal		CFU/100 mL	200	283.2	86400	-	164,279.1

Gage ID	Date	Discharge (CFS)	Gage Discharge (less Surrogate NPDES) (CFS)	Watershed Area Ratio	Calculated flow (CFS)	Rank	Flow Exceedance %	Parameter	Results	Units (mg or micro_gram	Limit/Standard	100mL/CF	sec/day	Actual Load (million colonies/day)	Allowable Load (million colonies/day)
5439000	5/2/1998	129	129	0.2602	33.57	1622	13.7481%	Fecal		CFU/100 mL	200	283.2	86400	-	164,279.1
5439000	4/24/2000	129	129	0.2602	33.57	1622	13.7481%	Fecal		CFU/100 mL	200	283.2	86400	-	164,279.1
5439000	2/20/2001	129	129	0.2602	33.57	1622	13.7481%	Fecal		CFU/100 mL	200	283.2	86400	-	164,279.1
5439000	2/22/2002	129	129	0.2602	33.57	1622	13.7481%	Fecal		CFU/100 mL	200	283.2	86400	-	164,279.1
5439000	3/30/2007	129	129	0.2602	33.57	1622	13.7481%	Fecal		CFU/100 mL	200	283.2	86400	-	164,279.1
5439000	12/22/2008	129	129	0.2602	33.57	1622	13.7481%	Fecal		CFU/100 mL	200	283.2	86400	-	164,279.1
5439000	5/20/2009	129	129	0.2602	33.57	1622	13.7481%	Fecal		CFU/100 mL	200	283.2	86400	-	164,279.1
5439000	6/6/2011	129	129	0.2602	33.57	1622	13.7481%	Fecal		CFU/100 mL	200	283.2	86400	-	164,279.1
5439000	5/15/2015	129	129	0.2602	33.57	1622	13.7481%	Fecal		CFU/100 mL	200	283.2	86400	-	164,279.1
5439000	6/13/2015	129	129	0.2602	33.57	1622	13.7481%	Fecal		CFU/100 mL	200	283.2	86400	-	164,279.1
5439000	7/29/2017	129	129	0.2602	33.57	1622	13.7481%	Fecal		CFU/100 mL	200	283.2	86400	-	164,279.1
5439000	10/18/2017	129	129	0.2602	33.57	1622	13.7481%	Fecal		CFU/100 mL	200	283.2	86400	-	164,279.1
5439000	3/5/2018	129	129	0.2602	33.57	1622	13.7481%	Fecal		CFU/100 mL	200	283.2	86400	-	164,279.1
5439000	3/26/2021	129	129	0.2602	33.57	1622	13.7481%	Fecal		CFU/100 mL	200	283.2	86400	-	164,279.1
5439000	3/23/1990	128	128	0.2602	33.31	1640	13.9007%	Fecal		CFU/100 mL	200	283.2	86400	-	163,005.6
5439000	6/13/1991	128	128	0.2602	33.31	1640	13.9007%	Fecal		CFU/100 mL	200	283.2	86400	-	163,005.6
5439000	2/18/1992	128	128	0.2602	33.31	1640	13.9007%	Fecal		CFU/100 mL	200	283.2	86400	-	163,005.6
5439000	6/14/1996	128	128	0.2602	33.31	1640	13.9007%	Fecal		CFU/100 mL	200	283.2	86400	-	163,005.6
5439000	3/23/1998	128	128	0.2602	33.31	1640	13.9007%	Fecal		CFU/100 mL	200	283.2	86400	-	163,005.6
5439000	5/19/1998	128	128	0.2602	33.31	1640	13.9007%	Fecal		CFU/100 mL	200	283.2	86400	-	163,005.6
5439000	6/6/1999	128	128	0.2602	33.31	1640	13.9007%	Fecal		CFU/100 mL	200	283.2	86400	-	163,005.6
5439000	3/2/2008	128	128	0.2602	33.31	1640	13.9007%	Fecal		CFU/100 mL	200	283.2	86400	-	163,005.6
5439000	5/30/2009	128	128	0.2602	33.31	1640	13.9007%	Fecal		CFU/100 mL	200	283.2	86400	-	163,005.6
5439000	6/2/2009	128	128	0.2602	33.31	1640	13.9007%	Fecal		CFU/100 mL	200	283.2	86400	-	163,005.6
5439000	3/20/2010	128	128	0.2602	33.31	1640	13.9007%	Fecal		CFU/100 mL	200	283.2	86400	-	163,005.6
5439000	3/3/2011	128	128	0.2602	33.31	1640	13.9007%	Fecal		CFU/100 mL	200	283.2	86400	-	163,005.6
5439000	6/28/2015	128	128	0.2602	33.31	1640	13.9007%	Fecal		CFU/100 mL	200	283.2	86400	-	163,005.6
5439000	12/20/2015	128	128	0.2602	33.31	1640	13.9007%	Fecal		CFU/100 mL	200	283.2	86400	-	163,005.6
5439000	4/2/2016	128	128	0.2602	33.31	1640	13.9007%	Fecal		CFU/100 mL	200	283.2	86400	-	163,005.6
5439000	5/21/2016	128	128	0.2602	33.31	1640	13.9007%	Fecal		CFU/100 mL	200	283.2	86400	-	163,005.6
5439000	5/9/1990	127	127	0.2602	33.05	1656	14.0363%	Fecal		CFU/100 mL	200	283.2	86400	-	161,732.1
5439000	2/26/1992	127	127	0.2602	33.05	1656	14.0363%	Fecal		CFU/100 mL	200	283.2	86400	-	161,732.1
5439000	4/28/1993	127	127	0.2602	33.05	1656	14.0363%	Fecal		CFU/100 mL	200	283.2	86400	-	161,732.1
5439000	5/18/1995	127	127	0.2602	33.05	1656	14.0363%	Fecal		CFU/100 mL	200	283.2	86400	-	161,732.1
5439000	2/15/1998	127	127	0.2602	33.05	1656	14.0363%	Fecal		CFU/100 mL	200	283.2	86400	-	161,732.1
5439000	7/5/2000	127	127	0.2602	33.05	1656	14.0363%	Fecal		CFU/100 mL	200	283.2	86400	-	161,732.1
5439000	5/21/2003	127	127	0.2602	33.05	1656	14.0363%	Fecal		CFU/100 mL	200	283.2	86400	-	161,732.1
5439000	2/17/2005	127	127	0.2602	33.05	1656	14.0363%	Fecal		CFU/100 mL	200	283.2	86400	-	161,732.1
5439000	12/26/2008	127	127	0.2602	33.05	1656	14.0363%	Fecal		CFU/100 mL	200	283.2	86400	-	161,732.1
5439000	6/17/2009	127	127	0.2602	33.05	1656	14.0363%	Fecal		CFU/100 mL	200	283.2	86400	-	161,732.1
5439000	3/24/2011	127	127	0.2602	33.05	1656	14.0363%	Fecal		CFU/100 mL	200	283.2	86400	-	161,732.1
5439000	3/7/2012	127	127	0.2602	33.05	1656	14.0363%	Fecal		CFU/100 mL	200	283.2	86400	-	161,732.1
5439000	5/10/2012	127	127	0.2602	33.05	1656	14.0363%	Fecal		CFU/100 mL	200	283.2	86400	-	161,732.1
5439000	6/15/2013	127	127	0.2602	33.05	1656	14.0363%	Fecal		CFU/100 mL	200	283.2	86400	-	161,732.1
5439000	3/17/2015	127	127	0.2602	33.05	1656	14.0363%	Fecal		CFU/100 mL	200	283.2	86400	-	161,732.1
5439000	3/27/2021	127	127	0.2602	33.05	1656	14.0363%	Fecal		CFU/100 mL	200	283.2	86400	-	161,732.1
5439000	2/8/1990	126	126	0.2602	32.79	1672	14.1719%	Fecal		CFU/100 mL	200	283.2	86400	-	160,458.6
5439000	12/12/1990	126	126	0.2602	32.79	1672	14.1719%	Fecal		CFU/100 mL	200	283.2	86400	-	160,458.6
5439000	4/1/1991	126	126	0.2602	32.79	1672	14.1719%	Fecal		CFU/100 mL	200	283.2	86400	-	160,458.6
5439000	4/20/1991	126	126	0.2602	32.79	1672	14.1719%	Fecal		CFU/100 mL	200	283.2	86400	-	160,458.6
5439000	12/11/1991	126	126	0.2602	32.79	1672	14.1719%	Fecal		CFU/100 mL	200	283.2	86400	-	160,458.6
5439000	12/21/1992	126	126	0.2602	32.79	1672	14.1719%	Fecal		CFU/100 mL	200	283.2	86400	-	160,458.6
5439000	2/27/1998	126	126	0.2602	32.79	1672	14.1719%	Fecal		CFU/100 mL	200	283.2	86400	-	160,458.6
5439000	2/28/1998	126	126	0.2602	32.79	1672	14.1719%	Fecal		CFU/100 mL	200	283.2	86400	-	160,458.6
5439000	5/19/1999	126	126	0.2602	32.79	1672	14.1719%	Fecal		CFU/100 mL	200	283.2	86400	-	160,458.6
5439000	6/1/1999	126	126	0.2602	32.79	1672	14.1719%	Fecal		CFU/100 mL	200	283.2	86400	-	160,458.6
5439000	3/25/2004	126	126	0.2602	32.79	1672	14.1719%	Fecal		CFU/100 mL	200	283.2	86400	-	160,458.6
5439000	6/9/2004	126	126	0.2602	32.79	1672	14.1719%	Fecal		CFU/100 mL	200	283.2	86400	-	160,458.6
5439000	3/8/2007	126	126	0.2602	32.79	1672	14.1719%	Fecal		CFU/100 mL	200	283.2	86400	-	160,458.6
5439000	4/17/2008	126	126	0.2602	32.79	1672	14.1719%	Fecal		CFU/100 mL	200	283.2	86400	-	160,458.6
5439000	2/7/2009	126	126	0.2602	32.79	1672	14.1719%	Fecal		CFU/100 mL	200	283.2	86400	-	160,458.6
5439000	2/15/2009	126	126	0.2602	32.79	1672	14.1719%	Fecal		CFU/100 mL	200	283.2	86400	-	160,458.6
5439000	3/20/2009	126	126	0.2602	32.79	1672	14.1719%	Fecal		CFU/100 mL	200	283.2	86400	-	160,458.6
5439000	5/13/2009	126	126	0.2602	32.79	1672	14.1719%	Fecal		CFU/100 mL	200	283.2	86400	-	160,458.6
5439000	8/6/2010	126	126	0.2602	32.79	1672	14.1719%	Fecal		CFU/100 mL	200	283.2	86400	-	160,458.6
5439000	5/20/2011	126	126	0.2602	32.79	1672	14.1719%	Fecal		CFU/100 mL	200	283.2	86400	-	160,458.6
5439000	5/3/2013	126	126	0.2602	32.79	1672	14.1719%	Fecal		CFU/100 mL	200	283.2	86400	-	160,458.6
5439000	5/29/2015	126	126	0.2602	32.79	1672	14.1719%	Fecal		CFU/100 mL	200	283.2	86400	-	160,458.6
5439000	7/18/2015	126	126	0.2602	32.79	1672	14.1719%	Fecal		CFU/100 mL	200	283.2	86400	-	160,458.6
5439000	5/8/2017	126	126	0.2602	32.79	1672	14.1719%	Fecal		CFU/100 mL	200	283.2	86400	-	160,458.6
5439000	1/18/1995	125	125	0.2602	32.53	1696	14.3753%	Fecal		CFU/100 mL	200	283.2	86400	-	159,185.2
5439000	4/16/1995	125	125	0.2602	32.53	1696	14.3753%	Fecal		CFU/100 mL	200	283.2	86400	-	159,185.2
5439000	6/16/1996	125	125	0.2602	32.53	1696	14.3753%	Fecal		CFU/100 mL	200	283.2	86400	-	159,185.2
5439000	3/7/1997	125	125	0.2602	32.53	1696	14.3753%	Fecal		CFU/100 mL	200	283.2	86400	-	159,185.2
5439000	5/9/1999	125	125	0.2602	32.53	1696	14.3753%	Fecal		CFU/100 mL	200	283.2	86400	-	159,185.2
5439000	4/13/2002	125	125	0.2602	32.53	1696	14.3753%	Fecal		CFU/100 mL	200	283.2	86400	-	159,185.2
5439000	3/21/2010	125	125	0.2602	32.53	1696	14.3753%	Fecal		CFU/100 mL	200	283.2	86400	-	159,185.2
5439000	6/29/2010	125	125	0.2602	32.53	1696	14.3753%	Fecal		CFU/100 mL	200	283.2	86400	-	159,185.2
5439000	4/30/2013	125	125	0.2602	32.53	1696	14.3753%	Fecal		CFU/100 mL	200	283.2	86400	-	159,185.2
5439000	6/26/2014	125	125	0.2602	32.53	1696	14.3753%	Fecal		CFU/100 mL	200	283.2	86400	-	159,185.2
5439000	11/22/2015	125	125	0.2602	32.53	1696	14.3753%	Fecal		CFU/100 mL	200	283.2	86400	-	159,185.2
5439000	5/6/2016	125	125	0.2602	32.53	1696	14.3753%	Fecal		CFU/100 mL	200	283.2	86400	-	159,185.2
5439000	12/28/2016	125	125	0.2602	32.53	1696	14.3753%	Fecal		CFU/100 mL	200	283.2	86400	-	159,185.2
5439000	1/16/2017	125	125	0.2602	32.53	1696	14.3753%	Fecal		CFU/100 mL	200	283.2	86400	-	159,185.2
5439000	5/16/2017	125	125	0.2602	32.53	1696	14.3753%	Fecal		CFU/100 mL	200	283.2	86400	-	159,185.2
5439000	12/7/2018	125	125	0.2602	32.53	1696	14.3753%	Fecal		CFU/100 mL	200	283.2	86400	-	159,185.2
5439000	11/27/2019	125	125	0.2602	32.53	1696	14.3753%	Fecal		CFU/100 mL	200	283.2	86400	-	159,185.2
5439000	5/10/2021	125	125	0.2602	32.53	1696	14.3753%	Fecal		CFU/100 mL	200	283.2	86400	-	159,185.2
5439000	5/19/1990	124	124	0.2602	32.27	1714	14.5279%	Fecal		CFU/100 mL	200	283.2	86400	-	157,911.7
5439000	4/16/1992	124	124	0.2602	32.27	1714	14.5279%	Fecal		CFU/100 mL	200	283.2	86400	-	157,911.7
5439000	5/1/1995	124	124	0.2602	32.27	1714	14.5279%	Fecal		CFU/100 mL	200	283.2	86400	-	157,911.7
5439000	5/19/1995	124	124	0.2602	32.27	1714	14.5279%	Fecal		CFU/100 mL	200	283.2	86400	-	157,911.7
5439000	3/11/1998	124	124	0.2602	32.27	1714	14.5279%	Fecal		CFU/100 mL	200	283.2	86400	-	157,911.7
5439000	5/16/1998	124	124	0.2602	32.27	1714	14.5279%	Fecal		CFU/100 mL	200	283.2	86400	-	157,911.7
5439000	2/6/1999	124	124	0.2602	32.27	1714	14.5279%	Fecal		CFU/100 mL	200	283.2	86400	-	157,911.7
5439000	6/19/1999	124	124	0.2602	32.27	1714	14.5279%	Fecal		CFU/100 mL	200	283.2	86400	-	157,911.7
5439000	3/19/2008	124	124	0.2602	32.27	1714	14.5279%	Fecal		CFU/100 mL	200	283.2	86400	-	157,911.7
5439000	4/8/2008	124	124	0.2602	32.27	1714	14.5279%	Fecal		CFU/100 mL	200	283.2	86400	-	157,911.7
5439000	6/11/2008	124	124	0.2602	32.27	1714	14.5279%	Fecal		CFU/100 mL	200	283.2	86400	-	157,911.7
5439000	3/23/2010	124	124	0.2602	32.27	1714	14.5279%	Fecal		CFU/100 mL	200	283.2	86400	-	157,911.7
5439000	4/10/2010	124	124	0.2602	32.27	1714	14.5279%	Fecal		CFU/100 mL	200	283.2	86400	-	157,911.7
5439000	7/8/2015	124	124	0.2602	32.27	1714	14.5279%	Fecal		CFU/100 mL	200	283.2	86400	-	157,911.7
5439000	12/6/2015	124	124	0.2602	32.27	1714	14.5279%	Fecal		CFU/100 mL	200	283.2	86400	-	157,911.7
5439000	3/27/2016	124	124	0.2602	32.27	1714	14.5279%	Fecal		CFU/100 mL	200	283.2	86400	-	157,911.7
5439000	12/31/2018	124	124	0.2602	32.27	1714	14.5279%	Fecal		CFU/100 mL	200	283.2	86400	-	157,911.7
5439000	2/10/2019	124	124	0.2602	32.27	1714	14.5279%	Fecal		CFU/100 mL	200	283.2	86400	-	157,911.7
5439000	6/17/2019	124	124	0.2602	32.27	1714	14.5279%	Fecal		CFU/100 mL	200	283.2	86400	-	157,911.7
5439000	9/21/2019	124	124	0.2602	32.27	1714	14.5279%	Fecal		CFU/100 mL	200	283.2	86400	-	157,911.7
5439000	10/14/2019	124	124	0.2602	32.27	1714	14.5279%	Fecal		CFU/100 mL	200	283.2	86400	-	157,911.7
5439000	2/27/1994	123	123	0.2602	32.01	1735	14.7059%	Fecal		CFU/100 mL	200	283.2	86400	-	156,638.2
5439000	11/5/1994	123	123	0.2602	32.01	1735	14.7059%	Fecal		CFU/100 mL	200	283.2	86400	-	156,638.2
5439000	6/14/2002	123	123	0.2602	32.01	1735	14.7059%	Fecal		CFU/100 mL	200	283.2	86400	-	156,638.2
5439000	6/10/2004	123	123	0.2602	32.01	1735	14.7059%	Fecal		CFU/100 mL	200	283.2	86400	-	156,638.2
5439000	12/1/2006	123	123	0.2602	32.01	1735	14.7059%	Fecal		CFU/100 mL	200	283.2	86400	-	156,638.2
5439000	12/17/2006	123	123	0.2602	32.01	1735	14.7059%	Fecal		CFU/100 mL	200	283.2	86400	-	156,638.2
5439000	6/2/2007	123	123	0.2602	32.01	1735	14.7059%	Fecal		CFU/100 mL	200	283.2	86400	-	156,638.2
5439000	9/30/2008	123	123	0.2602	32.01	1735	14.7059%	Fecal		CFU/100 mL	200	283.2	86400	-	156,638.2
5439000	5/10/2009	123	123	0.2602	32.01	1735	14.7059%	Fecal		CFU/100 mL	200	283.2	86400	-	156,638.2
5439000	10/29/2009	123	123	0.2602	32.01	1735	14.7059%	Fecal		CFU/100 mL	200	283.2	86400	-	156,638.2
5439000	11/6/2009	123	123	0.2602	32.01	1735	14.7059%	Fecal		CFU/100 mL	200	283.2	86400	-	156,638.2
5439000	4/11/2015	123	123	0.2602	32.01	1735	14.7059%	Fecal		CFU/100 mL	200	283.2	86400	-	156,638.2
5439000	5/31/2016	123	123	0.2602	32.01	1735	14.7059%	Fecal		CFU/100 mL	200	283.2	86400	-	156,638.2
5439000	5/18/2018	123	123	0.2602	32.01	1735	14.7059%	Fecal		CFU/100 mL	200	283.2	86400	-	156,638.2
5439000	2/23/2019	123	123	0.2602	32.01	1735	14.7059%	Fecal		CFU/100 mL	200	283.2	86400	-	156,638.2
5439000	11/21/2019	123	123	0.2602	32.01	1735	14.7059%	Fecal		CFU/100 mL	200	283.2	86400	-	156,638.2

Gage ID	Date	Discharge (CFS)	Gage Discharge (less Surrogate NPDES) (CFS)	Watershed Area Ratio	Calculated flow (CFS)	Rank	Flow Exceedance %	Parameter	Results	Units (mg or micro_gram	Limit/Standard	100mL/CF	sec/day	Actual Load (million colonies/day)	Allowable Load (million colonies/day)
5439000	3/13/2020	123	123	0.2602	32.01	1735	14.7059%	Fecal		CFU/100 mL	200	283.2	86400	-	156,638.2
5439000	5/26/2020	123	123	0.2602	32.01	1735	14.7059%	Fecal		CFU/100 mL	200	283.2	86400	-	156,638.2
5439000	4/12/1991	122	122	0.2602	31.75	1753	14.8585%	Fecal		CFU/100 mL	200	283.2	86400	-	155,364.7
5439000	6/5/1991	122	122	0.2602	31.75	1753	14.8585%	Fecal		CFU/100 mL	200	283.2	86400	-	155,364.7
5439000	12/2/1992	122	122	0.2602	31.75	1753	14.8585%	Fecal		CFU/100 mL	200	283.2	86400	-	155,364.7
5439000	11/14/1995	122	122	0.2602	31.75	1753	14.8585%	Fecal		CFU/100 mL	200	283.2	86400	-	155,364.7
5439000	5/13/1996	122	122	0.2602	31.75	1753	14.8585%	Fecal		CFU/100 mL	200	283.2	86400	-	155,364.7
5439000	2/14/1999	122	122	0.2602	31.75	1753	14.8585%	Fecal		CFU/100 mL	200	283.2	86400	-	155,364.7
5439000	5/2/2002	122	122	0.2602	31.75	1753	14.8585%	Fecal		CFU/100 mL	200	283.2	86400	-	155,364.7
5439000	4/4/2007	122	122	0.2602	31.75	1753	14.8585%	Fecal		CFU/100 mL	200	283.2	86400	-	155,364.7
5439000	3/23/2008	122	122	0.2602	31.75	1753	14.8585%	Fecal		CFU/100 mL	200	283.2	86400	-	155,364.7
5439000	12/20/2011	122	122	0.2602	31.75	1753	14.8585%	Fecal		CFU/100 mL	200	283.2	86400	-	155,364.7
5439000	1/27/2017	122	122	0.2602	31.75	1753	14.8585%	Fecal		CFU/100 mL	200	283.2	86400	-	155,364.7
5439000	7/26/2017	122	122	0.2602	31.75	1753	14.8585%	Fecal		CFU/100 mL	200	283.2	86400	-	155,364.7
5439000	3/21/2020	122	122	0.2602	31.75	1753	14.8585%	Fecal		CFU/100 mL	200	283.2	86400	-	155,364.7
5439000	5/9/2021	122	122	0.2602	31.75	1753	14.8585%	Fecal		CFU/100 mL	200	283.2	86400	-	155,364.7
5439000	6/22/1990	121	121	0.2602	31.49	1767	14.9771%	Fecal		CFU/100 mL	200	283.2	86400	-	154,091.2
5439000	4/30/1998	121	121	0.2602	31.49	1767	14.9771%	Fecal		CFU/100 mL	200	283.2	86400	-	154,091.2
5439000	10/17/1998	121	121	0.2602	31.49	1767	14.9771%	Fecal		CFU/100 mL	200	283.2	86400	-	154,091.2
5439000	4/20/1999	121	121	0.2602	31.49	1767	14.9771%	Fecal		CFU/100 mL	200	283.2	86400	-	154,091.2
5439000	6/21/2000	121	121	0.2602	31.49	1767	14.9771%	Fecal		CFU/100 mL	200	283.2	86400	-	154,091.2
5439000	5/25/2002	121	121	0.2602	31.49	1767	14.9771%	Fecal		CFU/100 mL	200	283.2	86400	-	154,091.2
5439000	8/14/2007	121	121	0.2602	31.49	1767	14.9771%	Fecal		CFU/100 mL	200	283.2	86400	-	154,091.2
5439000	7/21/2008	121	121	0.2602	31.49	1767	14.9771%	Fecal		CFU/100 mL	200	283.2	86400	-	154,091.2
5439000	4/8/2009	121	121	0.2602	31.49	1767	14.9771%	Fecal		CFU/100 mL	200	283.2	86400	-	154,091.2
5439000	6/1/2009	121	121	0.2602	31.49	1767	14.9771%	Fecal		CFU/100 mL	200	283.2	86400	-	154,091.2
5439000	5/4/2013	121	121	0.2602	31.49	1767	14.9771%	Fecal		CFU/100 mL	200	283.2	86400	-	154,091.2
5439000	4/9/2015	121	121	0.2602	31.49	1767	14.9771%	Fecal		CFU/100 mL	200	283.2	86400	-	154,091.2
5439000	5/30/2015	121	121	0.2602	31.49	1767	14.9771%	Fecal		CFU/100 mL	200	283.2	86400	-	154,091.2
5439000	5/27/2016	121	121	0.2602	31.49	1767	14.9771%	Fecal		CFU/100 mL	200	283.2	86400	-	154,091.2
5439000	4/11/2017	121	121	0.2602	31.49	1767	14.9771%	Fecal		CFU/100 mL	200	283.2	86400	-	154,091.2
5439000	4/20/2017	121	121	0.2602	31.49	1767	14.9771%	Fecal		CFU/100 mL	200	283.2	86400	-	154,091.2
5439000	7/1/2018	121	121	0.2602	31.49	1767	14.9771%	Fecal		CFU/100 mL	200	283.2	86400	-	154,091.2
5439000	11/7/2019	121	121	0.2602	31.49	1767	14.9771%	Fecal		CFU/100 mL	200	283.2	86400	-	154,091.2
5439000	2/5/2020	121	121	0.2602	31.49	1767	14.9771%	Fecal		CFU/100 mL	200	283.2	86400	-	154,091.2
5439000	12/19/1990	120	120	0.2602	31.23	1788	15.1551%	Fecal		CFU/100 mL	200	283.2	86400	-	152,817.8
5439000	7/29/1993	120	120	0.2602	31.23	1788	15.1551%	Fecal		CFU/100 mL	200	283.2	86400	-	152,817.8
5439000	9/18/1993	120	120	0.2602	31.23	1788	15.1551%	Fecal		CFU/100 mL	200	283.2	86400	-	152,817.8
5439000	10/3/1993	120	120	0.2602	31.23	1788	15.1551%	Fecal		CFU/100 mL	200	283.2	86400	-	152,817.8
5439000	3/18/1994	120	120	0.2602	31.23	1788	15.1551%	Fecal		CFU/100 mL	200	283.2	86400	-	152,817.8
5439000	4/20/1995	120	120	0.2602	31.23	1788	15.1551%	Fecal		CFU/100 mL	200	283.2	86400	-	152,817.8
5439000	5/3/1998	120	120	0.2602	31.23	1788	15.1551%	Fecal		CFU/100 mL	200	283.2	86400	-	152,817.8
5439000	5/3/1999	120	120	0.2602	31.23	1788	15.1551%	Fecal		CFU/100 mL	200	283.2	86400	-	152,817.8
5439000	6/28/2000	120	120	0.2602	31.23	1788	15.1551%	Fecal		CFU/100 mL	200	283.2	86400	-	152,817.8
5439000	6/3/2001	120	120	0.2602	31.23	1788	15.1551%	Fecal		CFU/100 mL	200	283.2	86400	-	152,817.8
5439000	8/12/2007	120	120	0.2602	31.23	1788	15.1551%	Fecal		CFU/100 mL	200	283.2	86400	-	152,817.8
5439000	6/15/2008	120	120	0.2602	31.23	1788	15.1551%	Fecal		CFU/100 mL	200	283.2	86400	-	152,817.8
5439000	3/24/2009	120	120	0.2602	31.23	1788	15.1551%	Fecal		CFU/100 mL	200	283.2	86400	-	152,817.8
5439000	2/17/2011	120	120	0.2602	31.23	1788	15.1551%	Fecal		CFU/100 mL	200	283.2	86400	-	152,817.8
5439000	2/3/2020	120	120	0.2602	31.23	1788	15.1551%	Fecal		CFU/100 mL	200	283.2	86400	-	152,817.8
5439000	6/23/1990	119	119	0.2602	30.97	1803	15.2823%	Fecal		CFU/100 mL	200	283.2	86400	-	151,544.3
5439000	4/6/1998	119	119	0.2602	30.97	1803	15.2823%	Fecal		CFU/100 mL	200	283.2	86400	-	151,544.3
5439000	4/7/1998	119	119	0.2602	30.97	1803	15.2823%	Fecal		CFU/100 mL	200	283.2	86400	-	151,544.3
5439000	5/1/1998	119	119	0.2602	30.97	1803	15.2823%	Fecal		CFU/100 mL	200	283.2	86400	-	151,544.3
5439000	2/7/1999	119	119	0.2602	30.97	1803	15.2823%	Fecal		CFU/100 mL	200	283.2	86400	-	151,544.3
5439000	3/20/2007	119	119	0.2602	30.97	1803	15.2823%	Fecal		CFU/100 mL	200	283.2	86400	-	151,544.3
5439000	6/6/2008	119	119	0.2602	30.97	1803	15.2823%	Fecal		CFU/100 mL	200	283.2	86400	-	151,544.3
5439000	9/29/2008	119	119	0.2602	30.97	1803	15.2823%	Fecal		CFU/100 mL	200	283.2	86400	-	151,544.3
5439000	1/5/2009	119	119	0.2602	30.97	1803	15.2823%	Fecal		CFU/100 mL	200	283.2	86400	-	151,544.3
5439000	3/22/2019	119	119	0.2602	30.97	1803	15.2823%	Fecal		CFU/100 mL	200	283.2	86400	-	151,544.3
5439000	7/3/2021	119	119	0.2602	30.97	1803	15.2823%	Fecal		CFU/100 mL	200	283.2	86400	-	151,544.3
5439000	12/5/1990	118	118	0.2602	30.71	1814	15.3755%	Fecal		CFU/100 mL	200	283.2	86400	-	150,270.8
5439000	5/20/1991	118	118	0.2602	30.71	1814	15.3755%	Fecal		CFU/100 mL	200	283.2	86400	-	150,270.8
5439000	10/17/1993	118	118	0.2602	30.71	1814	15.3755%	Fecal		CFU/100 mL	200	283.2	86400	-	150,270.8
5439000	5/5/1998	118	118	0.2602	30.71	1814	15.3755%	Fecal		CFU/100 mL	200	283.2	86400	-	150,270.8
5439000	2/28/2000	118	118	0.2602	30.71	1814	15.3755%	Fecal		CFU/100 mL	200	283.2	86400	-	150,270.8
5439000	5/24/2002	118	118	0.2602	30.71	1814	15.3755%	Fecal		CFU/100 mL	200	283.2	86400	-	150,270.8
5439000	6/11/2004	118	118	0.2602	30.71	1814	15.3755%	Fecal		CFU/100 mL	200	283.2	86400	-	150,270.8
5439000	6/17/2004	118	118	0.2602	30.71	1814	15.3755%	Fecal		CFU/100 mL	200	283.2	86400	-	150,270.8
5439000	2/7/2005	118	118	0.2602	30.71	1814	15.3755%	Fecal		CFU/100 mL	200	283.2	86400	-	150,270.8
5439000	5/2/2007	118	118	0.2602	30.71	1814	15.3755%	Fecal		CFU/100 mL	200	283.2	86400	-	150,270.8
5439000	9/25/2008	118	118	0.2602	30.71	1814	15.3755%	Fecal		CFU/100 mL	200	283.2	86400	-	150,270.8
5439000	4/3/2014	118	118	0.2602	30.71	1814	15.3755%	Fecal		CFU/100 mL	200	283.2	86400	-	150,270.8
5439000	10/27/2017	118	118	0.2602	30.71	1814	15.3755%	Fecal		CFU/100 mL	200	283.2	86400	-	150,270.8
5439000	6/9/2019	118	118	0.2602	30.71	1814	15.3755%	Fecal		CFU/100 mL	200	283.2	86400	-	150,270.8
5439000	2/24/2020	118	118	0.2602	30.71	1814	15.3755%	Fecal		CFU/100 mL	200	283.2	86400	-	150,270.8
5439000	2/15/1990	117	117	0.2602	30.45	1829	15.5026%	Fecal		CFU/100 mL	200	283.2	86400	-	148,997.3
5439000	3/24/1990	117	117	0.2602	30.45	1829	15.5026%	Fecal		CFU/100 mL	200	283.2	86400	-	148,997.3
5439000	11/17/1992	117	117	0.2602	30.45	1829	15.5026%	Fecal		CFU/100 mL	200	283.2	86400	-	148,997.3
5439000	6/26/1993	117	117	0.2602	30.45	1829	15.5026%	Fecal		CFU/100 mL	200	283.2	86400	-	148,997.3
5439000	6/28/1996	117	117	0.2602	30.45	1829	15.5026%	Fecal		CFU/100 mL	200	283.2	86400	-	148,997.3
5439000	3/13/2002	117	117	0.2602	30.45	1829	15.5026%	Fecal		CFU/100 mL	200	283.2	86400	-	148,997.3
5439000	4/15/2007	117	117	0.2602	30.45	1829	15.5026%	Fecal		CFU/100 mL	200	283.2	86400	-	148,997.3
5439000	2/20/2008	117	117	0.2602	30.45	1829	15.5026%	Fecal		CFU/100 mL	200	283.2	86400	-	148,997.3
5439000	6/3/2009	117	117	0.2602	30.45	1829	15.5026%	Fecal		CFU/100 mL	200	283.2	86400	-	148,997.3
5439000	6/23/2010	117	117	0.2602	30.45	1829	15.5026%	Fecal		CFU/100 mL	200	283.2	86400	-	148,997.3
5439000	3/3/2012	117	117	0.2602	30.45	1829	15.5026%	Fecal		CFU/100 mL	200	283.2	86400	-	148,997.3
5439000	6/13/2014	117	117	0.2602	30.45	1829	15.5026%	Fecal		CFU/100 mL	200	283.2	86400	-	148,997.3
5439000	6/29/2015	117	117	0.2602	30.45	1829	15.5026%	Fecal		CFU/100 mL	200	283.2	86400	-	148,997.3
5439000	5/10/2016	117	117	0.2602	30.45	1829	15.5026%	Fecal		CFU/100 mL	200	283.2	86400	-	148,997.3
5439000	5/28/2016	117	117	0.2602	30.45	1829	15.5026%	Fecal		CFU/100 mL	200	283.2	86400	-	148,997.3
5439000	5/4/2020	117	117	0.2602	30.45	1829	15.5026%	Fecal		CFU/100 mL	200	283.2	86400	-	148,997.3
5439000	7/16/2021	117	117	0.2602	30.45	1829	15.5026%	Fecal		CFU/100 mL	200	283.2	86400	-	148,997.3
5439000	11/29/1991	116	116	0.2602	30.19	1846	15.6467%	Fecal		CFU/100 mL	200	283.2	86400	-	147,723.8
5439000	12/26/1993	116	116	0.2602	30.19	1846	15.6467%	Fecal		CFU/100 mL	200	283.2	86400	-	147,723.8
5439000	12/29/1994	116	116	0.2602	30.19	1846	15.6467%	Fecal		CFU/100 mL	200	283.2	86400	-	147,723.8
5439000	3/11/1995	116	116	0.2602	30.19	1846	15.6467%	Fecal		CFU/100 mL	200	283.2	86400	-	147,723.8
5439000	4/10/1995	116	116	0.2602	30.19	1846	15.6467%	Fecal		CFU/100 mL	200	283.2	86400	-	147,723.8
5439000	5/20/1999	116	116	0.2602	30.19	1846	15.6467%	Fecal		CFU/100 mL	200	283.2	86400	-	147,723.8
5439000	5/12/2004	116	116	0.2602	30.19	1846	15.6467%	Fecal		CFU/100 mL	200	283.2	86400	-	147,723.8
5439000	6/4/2007	116	116	0.2602	30.19	1846	15.6467%	Fecal		CFU/100 mL	200	283.2	86400	-	147,723.8
5439000	4/5/2008	116	116	0.2602	30.19	1846	15.6467%	Fecal		CFU/100 mL	200	283.2	86400	-	147,723.8
5439000	7/15/2008	116	116	0.2602	30.19	1846	15.6467%	Fecal		CFU/100 mL	200	283.2	86400	-	147,723.8
5439000	5/21/2009	116	116	0.2602	30.19	1846	15.6467%	Fecal		CFU/100 mL	200	283.2	86400	-	147,723.8
5439000	5/2/2011	116	116	0.2602	30.19	1846	15.6467%	Fecal		CFU/100 mL	200	283.2	86400	-	147,723.8
5439000	4/25/2015	116	116	0.2602	30.19	1846	15.6467%	Fecal		CFU/100 mL	200	283.2	86400	-	147,723.8
5439000	4/28/2015	116	116	0.2602	30.19	1846	15.6467%	Fecal		CFU/100 mL	200	283.2	86400	-	147,723.8
5439000	3/6/2018	116	116	0.2602	30.19	1846	15.6467%	Fecal		CFU/100 mL	200	283.2	86400	-	147,723.8
5439000	9/20/2019	116	116	0.2602	30.19	1846	15.6467%	Fecal		CFU/100 mL	200	283.2	86400	-	147,723.8
5439000	5/22/1990	115	115	0.2602	29.93	1862	15.7823%	Fecal		CFU/100 mL	200	283.2	86400	-	146,450.3
5439000	12/11/1990	115	115	0.2602	29.93	1862	15.7823%	Fecal		CFU/100 mL	200	283.2	86400	-	146,450.3
5439000	4/18/1992	115	115	0.2602	29.93	1862	15.7823%	Fecal		CFU/100 mL	200	283.2	86400	-	146,450.3
5439000	11/3/1992	115	115	0.2602	29.93	1862	15.7823%	Fecal		CFU/100 mL	200	283.2	86400	-	146,450.3
5439000	11/20/1992	115	115	0.2602	29.93	1862	15.7823%	Fecal		CFU/100 mL	200	283.2	86400	-	146,450.3
5439000	2/25/1994	115	115	0.2602	29.93	1862	15.7823%	Fecal		CFU/100 mL	200	283.2	86400	-	146,450.3
5439000	6/30/1994	115	115	0.2602	29.93	1862	15.7823%	Fecal		CFU/100 mL	200	283.2	86400	-	146,450.3
5439000	1/5/1998	115	115	0.2602	29.93	1862	15.7823%	Fecal		CFU/100 mL	200	283.2	86400	-	146,450.3
5439000	6/9/1998	115	115	0.2602	29.93	1862	15.7823%	Fecal		CFU/100 mL	200	283.2	86400	-	146,450.3
5439000	2/10/1999	115	115	0.2602	29.93	1862	15.7823%	Fecal		CFU/100 mL	200	283.2	86400	-	146,450.3
5439000	12/26/2006	115	115	0.2602	29.93	1862	15.7823%	Fecal		CFU/100 mL	200	283.2	86400	-	146,450.3
5439000	12/26/2007	115	115	0.2602	29.93	1862	15.7823%	Fecal		CFU/100 mL	200	283.2	86400	-	146,450.3
5439000	1/14/2008	115	115	0.2602	29.93	1862	15.7823%	Fecal		CFU/100 mL	200	283.2	86400	-	146,450.3
5439000	10/27/2008	115	115	0.2602	29.93	1862	15.7823%	Fecal		CFU/100 mL	200	283.2	86400	-	146,450.3
5439000	3/21/2009	115	115	0.2602	29.93	1862	15.7823%	Fecal		CFU/100 mL	200	283.2	86400	-	146,450.3
5439000	6/18/2009	115	115	0.2602	29.93	1862	15.7823%	Fecal		CFU/100 mL	200	283.2	86400	-	146,450.3

Gage ID	Date	Discharge (CFS)	Gage Discharge (less Surrogate NPDES) (CFS)	Watershed Area Ratio	Calculated flow (CFS)	Rank	Flow Exceedance %	Parameter	Results	Units (mg or micro_gram	Limit/Standard	100mL/CF	sec/day	Actual Load (million colonies/day)	Allowable Load (million colonies/day)
5439000	1/29/2010	115	115	0.2602	29.93	1862	15.7823%	Fecal		CFU/100 mL	200	283.2	86400	-	146,450.3
5439000	6/18/2011	115	115	0.2602	29.93	1862	15.7823%	Fecal		CFU/100 mL	200	283.2	86400	-	146,450.3
5439000	3/8/2012	115	115	0.2602	29.93	1862	15.7823%	Fecal		CFU/100 mL	200	283.2	86400	-	146,450.3
5439000	7/8/2014	115	115	0.2602	29.93	1862	15.7823%	Fecal		CFU/100 mL	200	283.2	86400	-	146,450.3
5439000	4/7/2016	115	115	0.2602	29.93	1862	15.7823%	Fecal		CFU/100 mL	200	283.2	86400	-	146,450.3
5439000	5/7/2016	115	115	0.2602	29.93	1862	15.7823%	Fecal		CFU/100 mL	200	283.2	86400	-	146,450.3
5439000	2/15/2019	115	115	0.2602	29.93	1862	15.7823%	Fecal		CFU/100 mL	200	283.2	86400	-	146,450.3
5439000	4/17/2019	115	115	0.2602	29.93	1862	15.7823%	Fecal		CFU/100 mL	200	283.2	86400	-	146,450.3
5439000	2/22/2022	215	215	0.1459	31.38	1786	15.1382%	Fecal		CFU/100 mL	200	283.2	86400	-	153,543.5
5439000	3/24/2022	214	214	0.1459	31.23	1787	15.1466%	Fecal		CFU/100 mL	200	283.2	86400	-	152,829.4
5439000	1/17/1990	114	114	0.2602	29.67	1887	15.9942%	Fecal		CFU/100 mL	200	283.2	86400	-	145,176.9
5439000	3/4/1990	114	114	0.2602	29.67	1887	15.9942%	Fecal		CFU/100 mL	200	283.2	86400	-	145,176.9
5439000	4/21/1991	114	114	0.2602	29.67	1887	15.9942%	Fecal		CFU/100 mL	200	283.2	86400	-	145,176.9
5439000	1/16/1992	114	114	0.2602	29.67	1887	15.9942%	Fecal		CFU/100 mL	200	283.2	86400	-	145,176.9
5439000	2/7/1993	114	114	0.2602	29.67	1887	15.9942%	Fecal		CFU/100 mL	200	283.2	86400	-	145,176.9
5439000	3/13/1994	114	114	0.2602	29.67	1887	15.9942%	Fecal		CFU/100 mL	200	283.2	86400	-	145,176.9
5439000	6/14/1994	114	114	0.2602	29.67	1887	15.9942%	Fecal		CFU/100 mL	200	283.2	86400	-	145,176.9
5439000	8/13/1996	114	114	0.2602	29.67	1887	15.9942%	Fecal		CFU/100 mL	200	283.2	86400	-	145,176.9
5439000	5/11/1999	114	114	0.2602	29.67	1887	15.9942%	Fecal		CFU/100 mL	200	283.2	86400	-	145,176.9
5439000	6/7/1999	114	114	0.2602	29.67	1887	15.9942%	Fecal		CFU/100 mL	200	283.2	86400	-	145,176.9
5439000	3/25/2001	114	114	0.2602	29.67	1887	15.9942%	Fecal		CFU/100 mL	200	283.2	86400	-	145,176.9
5439000	4/14/2002	114	114	0.2602	29.67	1887	15.9942%	Fecal		CFU/100 mL	200	283.2	86400	-	145,176.9
5439000	3/18/2008	114	114	0.2602	29.67	1887	15.9942%	Fecal		CFU/100 mL	200	283.2	86400	-	145,176.9
5439000	5/30/2008	114	114	0.2602	29.67	1887	15.9942%	Fecal		CFU/100 mL	200	283.2	86400	-	145,176.9
5439000	10/24/2008	114	114	0.2602	29.67	1887	15.9942%	Fecal		CFU/100 mL	200	283.2	86400	-	145,176.9
5439000	11/7/2009	114	114	0.2602	29.67	1887	15.9942%	Fecal		CFU/100 mL	200	283.2	86400	-	145,176.9
5439000	11/13/2011	114	114	0.2602	29.67	1887	15.9942%	Fecal		CFU/100 mL	200	283.2	86400	-	145,176.9
5439000	6/15/2018	114	114	0.2602	29.67	1887	15.9942%	Fecal		CFU/100 mL	200	283.2	86400	-	145,176.9
5439000	10/15/2019	114	114	0.2602	29.67	1887	15.9942%	Fecal		CFU/100 mL	200	283.2	86400	-	145,176.9
5439000	1/14/2020	114	114	0.2602	29.67	1887	15.9942%	Fecal		CFU/100 mL	200	283.2	86400	-	145,176.9
5439000	4/5/2020	114	114	0.2602	29.67	1887	15.9942%	Fecal		CFU/100 mL	200	283.2	86400	-	145,176.9
5439000	1/9/1993	113	113	0.2602	29.41	1908	16.1722%	Fecal		CFU/100 mL	200	283.2	86400	-	143,903.4
5439000	5/10/1993	113	113	0.2602	29.41	1908	16.1722%	Fecal		CFU/100 mL	200	283.2	86400	-	143,903.4
5439000	7/4/1993	113	113	0.2602	29.41	1908	16.1722%	Fecal		CFU/100 mL	200	283.2	86400	-	143,903.4
5439000	10/18/1993	113	113	0.2602	29.41	1908	16.1722%	Fecal		CFU/100 mL	200	283.2	86400	-	143,903.4
5439000	3/15/1994	113	113	0.2602	29.41	1908	16.1722%	Fecal		CFU/100 mL	200	283.2	86400	-	143,903.4
5439000	8/13/1994	113	113	0.2602	29.41	1908	16.1722%	Fecal		CFU/100 mL	200	283.2	86400	-	143,903.4
5439000	11/16/1994	113	113	0.2602	29.41	1908	16.1722%	Fecal		CFU/100 mL	200	283.2	86400	-	143,903.4
5439000	2/21/1995	113	113	0.2602	29.41	1908	16.1722%	Fecal		CFU/100 mL	200	283.2	86400	-	143,903.4
5439000	6/8/1995	113	113	0.2602	29.41	1908	16.1722%	Fecal		CFU/100 mL	200	283.2	86400	-	143,903.4
5439000	6/15/1996	113	113	0.2602	29.41	1908	16.1722%	Fecal		CFU/100 mL	200	283.2	86400	-	143,903.4
5439000	8/3/1996	113	113	0.2602	29.41	1908	16.1722%	Fecal		CFU/100 mL	200	283.2	86400	-	143,903.4
5439000	3/8/1997	113	113	0.2602	29.41	1908	16.1722%	Fecal		CFU/100 mL	200	283.2	86400	-	143,903.4
5439000	1/11/1998	113	113	0.2602	29.41	1908	16.1722%	Fecal		CFU/100 mL	200	283.2	86400	-	143,903.4
5439000	2/16/1998	113	113	0.2602	29.41	1908	16.1722%	Fecal		CFU/100 mL	200	283.2	86400	-	143,903.4
5439000	11/12/1998	113	113	0.2602	29.41	1908	16.1722%	Fecal		CFU/100 mL	200	283.2	86400	-	143,903.4
5439000	6/5/2000	113	113	0.2602	29.41	1908	16.1722%	Fecal		CFU/100 mL	200	283.2	86400	-	143,903.4
5439000	1/30/2001	113	113	0.2602	29.41	1908	16.1722%	Fecal		CFU/100 mL	200	283.2	86400	-	143,903.4
5439000	5/18/2003	113	113	0.2602	29.41	1908	16.1722%	Fecal		CFU/100 mL	200	283.2	86400	-	143,903.4
5439000	4/3/2004	113	113	0.2602	29.41	1908	16.1722%	Fecal		CFU/100 mL	200	283.2	86400	-	143,903.4
5439000	9/6/2007	113	113	0.2602	29.41	1908	16.1722%	Fecal		CFU/100 mL	200	283.2	86400	-	143,903.4
5439000	4/18/2008	113	113	0.2602	29.41	1908	16.1722%	Fecal		CFU/100 mL	200	283.2	86400	-	143,903.4
5439000	3/14/2011	113	113	0.2602	29.41	1908	16.1722%	Fecal		CFU/100 mL	200	283.2	86400	-	143,903.4
5439000	12/21/2011	113	113	0.2602	29.41	1908	16.1722%	Fecal		CFU/100 mL	200	283.2	86400	-	143,903.4
5439000	5/17/2017	113	113	0.2602	29.41	1908	16.1722%	Fecal		CFU/100 mL	200	283.2	86400	-	143,903.4
5439000	10/12/2017	113	113	0.2602	29.41	1908	16.1722%	Fecal		CFU/100 mL	200	283.2	86400	-	143,903.4
5439000	5/24/2018	113	113	0.2602	29.41	1908	16.1722%	Fecal		CFU/100 mL	200	283.2	86400	-	143,903.4
5439000	4/12/2021	113	113	0.2602	29.41	1908	16.1722%	Fecal		CFU/100 mL	200	283.2	86400	-	143,903.4
5439000	2/10/1990	112	112	0.2602	29.15	1935	16.4011%	Fecal		CFU/100 mL	200	283.2	86400	-	142,629.9
5439000	5/8/1990	112	112	0.2602	29.15	1935	16.4011%	Fecal		CFU/100 mL	200	283.2	86400	-	142,629.9
5439000	3/10/1997	112	112	0.2602	29.15	1935	16.4011%	Fecal		CFU/100 mL	200	283.2	86400	-	142,629.9
5439000	5/11/1997	112	112	0.2602	29.15	1935	16.4011%	Fecal		CFU/100 mL	200	283.2	86400	-	142,629.9
5439000	3/20/1999	112	112	0.2602	29.15	1935	16.4011%	Fecal		CFU/100 mL	200	283.2	86400	-	142,629.9
5439000	5/10/1999	112	112	0.2602	29.15	1935	16.4011%	Fecal		CFU/100 mL	200	283.2	86400	-	142,629.9
5439000	6/4/2000	112	112	0.2602	29.15	1935	16.4011%	Fecal		CFU/100 mL	200	283.2	86400	-	142,629.9
5439000	5/3/2003	112	112	0.2602	29.15	1935	16.4011%	Fecal		CFU/100 mL	200	283.2	86400	-	142,629.9
5439000	7/24/2007	112	112	0.2602	29.15	1935	16.4011%	Fecal		CFU/100 mL	200	283.2	86400	-	142,629.9
5439000	8/15/2007	112	112	0.2602	29.15	1935	16.4011%	Fecal		CFU/100 mL	200	283.2	86400	-	142,629.9
5439000	5/16/2008	112	112	0.2602	29.15	1935	16.4011%	Fecal		CFU/100 mL	200	283.2	86400	-	142,629.9
5439000	5/11/2009	112	112	0.2602	29.15	1935	16.4011%	Fecal		CFU/100 mL	200	283.2	86400	-	142,629.9
5439000	1/2/2010	112	112	0.2602	29.15	1935	16.4011%	Fecal		CFU/100 mL	200	283.2	86400	-	142,629.9
5439000	5/20/2010	112	112	0.2602	29.15	1935	16.4011%	Fecal		CFU/100 mL	200	283.2	86400	-	142,629.9
5439000	6/7/2011	112	112	0.2602	29.15	1935	16.4011%	Fecal		CFU/100 mL	200	283.2	86400	-	142,629.9
5439000	12/5/2011	112	112	0.2602	29.15	1935	16.4011%	Fecal		CFU/100 mL	200	283.2	86400	-	142,629.9
5439000	5/22/2016	112	112	0.2602	29.15	1935	16.4011%	Fecal		CFU/100 mL	200	283.2	86400	-	142,629.9
5439000	6/17/2016	112	112	0.2602	29.15	1935	16.4011%	Fecal		CFU/100 mL	200	283.2	86400	-	142,629.9
5439000	1/4/2019	112	112	0.2602	29.15	1935	16.4011%	Fecal		CFU/100 mL	200	283.2	86400	-	142,629.9
5439000	2/12/2019	112	112	0.2602	29.15	1935	16.4011%	Fecal		CFU/100 mL	200	283.2	86400	-	142,629.9
5439000	3/25/2019	112	112	0.2602	29.15	1935	16.4011%	Fecal		CFU/100 mL	200	283.2	86400	-	142,629.9
5439000	1/2/2020	112	112	0.2602	29.15	1935	16.4011%	Fecal		CFU/100 mL	200	283.2	86400	-	142,629.9
5439000	5/27/2020	112	112	0.2602	29.15	1935	16.4011%	Fecal		CFU/100 mL	200	283.2	86400	-	142,629.9
5439000	5/18/1990	111	111	0.2602	28.89	1958	16.5960%	Fecal		CFU/100 mL	200	283.2	86400	-	141,356.4
5439000	12/22/1992	111	111	0.2602	28.89	1958	16.5960%	Fecal		CFU/100 mL	200	283.2	86400	-	141,356.4
5439000	3/12/1993	111	111	0.2602	28.89	1958	16.5960%	Fecal		CFU/100 mL	200	283.2	86400	-	141,356.4
5439000	12/25/1994	111	111	0.2602	28.89	1958	16.5960%	Fecal		CFU/100 mL	200	283.2	86400	-	141,356.4
5439000	3/12/1995	111	111	0.2602	28.89	1958	16.5960%	Fecal		CFU/100 mL	200	283.2	86400	-	141,356.4
5439000	3/9/1997	111	111	0.2602	28.89	1958	16.5960%	Fecal		CFU/100 mL	200	283.2	86400	-	141,356.4
5439000	1/10/1998	111	111	0.2602	28.89	1958	16.5960%	Fecal		CFU/100 mL	200	283.2	86400	-	141,356.4
5439000	3/24/1998	111	111	0.2602	28.89	1958	16.5960%	Fecal		CFU/100 mL	200	283.2	86400	-	141,356.4
5439000	6/20/1999	111	111	0.2602	28.89	1958	16.5960%	Fecal		CFU/100 mL	200	283.2	86400	-	141,356.4
5439000	5/31/2003	111	111	0.2602	28.89	1958	16.5960%	Fecal		CFU/100 mL	200	283.2	86400	-	141,356.4
5439000	3/17/2008	111	111	0.2602	28.89	1958	16.5960%	Fecal		CFU/100 mL	200	283.2	86400	-	141,356.4
5439000	12/12/2008	111	111	0.2602	28.89	1958	16.5960%	Fecal		CFU/100 mL	200	283.2	86400	-	141,356.4
5439000	5/31/2009	111	111	0.2602	28.89	1958	16.5960%	Fecal		CFU/100 mL	200	283.2	86400	-	141,356.4
5439000	6/21/2009	111	111	0.2602	28.89	1958	16.5960%	Fecal		CFU/100 mL	200	283.2	86400	-	141,356.4
5439000	6/21/2010	111	111	0.2602	28.89	1958	16.5960%	Fecal		CFU/100 mL	200	283.2	86400	-	141,356.4
5439000	5/19/2015	111	111	0.2602	28.89	1958	16.5960%	Fecal		CFU/100 mL	200	283.2	86400	-	141,356.4
5439000	5/30/2016	111	111	0.2602	28.89	1958	16.5960%	Fecal		CFU/100 mL	200	283.2	86400	-	141,356.4
5439000	5/29/2017	111	111	0.2602	28.89	1958	16.5960%	Fecal		CFU/100 mL	200	283.2	86400	-	141,356.4
5439000	1/10/2019	111	111	0.2602	28.89	1958	16.5960%	Fecal		CFU/100 mL	200	283.2	86400	-	141,356.4
5439000	9/4/2019	111	111	0.2602	28.89	1958	16.5960%	Fecal		CFU/100 mL	200	283.2	86400	-	141,356.4
5439000	12/1/2019	111	111	0.2602	28.89	1958	16.5960%	Fecal		CFU/100 mL	200	283.2	86400	-	141,356.4
5439000	5/5/2020	111	111	0.2602	28.89	1958	16.5960%	Fecal		CFU/100 mL	200	283.2	86400	-	141,356.4
5439000	11/7/1990	110	110	0.2602	28.63	1980	16.7825%	Fecal		CFU/100 mL	200	283.2	86400	-	140,082.9
5439000	2/19/1991	110	110	0.2602	28.63	1980	16.7825%	Fecal		CFU/100 mL	200	283.2	86400	-	140,082.9
5439000	1/4/1995	110	110	0.2602	28.63	1980	16.7825%	Fecal		CFU/100 mL	200	283.2	86400	-	140,082.9
5439000	5/4/1998	110	110	0.2602	28.63	1980	16.7825%	Fecal		CFU/100 mL	200	283.2	86400	-	140,082.9
5439000	5/4/1999	110	110	0.2602	28.63	1980	16.7825%	Fecal		CFU/100 mL	200	283.2	86400	-	140,082.9
5439000	5/13/2000	110	110	0.2602	28.63	1980	16.7825%	Fecal		CFU/100 mL	200	283.2	86400	-	140,082.9
5439000	4/13/2001	110	110	0.2602	28.63	1980	16.7825%	Fecal		CFU/100 mL	200	283.2	86400	-	140,082.9
5439000	6/9/2001	110	110	0.2602	28.63	1980	16.7825%	Fecal		CFU/100 mL	200	283.2	86400	-	140,082.9
5439000	9/19/2001	110	110	0.2602	28.63	1980	16.7825%	Fecal		CFU/100 mL	200	283.2	86400	-	140,082.9
5439000	3/9/2004	110	110	0.2602	28.63	1980	16.7825%	Fecal		CFU/100 mL	200	283.2	86400	-	140,082.9
5439000	2/8/2005	110	110	0.2602	28.63	1980	16.7825%	Fecal		CFU/100 mL	200	283.2	86400	-	140,082.9
5439000	9/7/2007	110	110	0.2602	28.63	1980	16.7825%	Fecal		CFU/100 mL	200	283.2	86400	-	140,082.9
5439000	3/8/2008	110	110	0.2602	28.63	1980	16.7825%	Fecal		CFU/100 mL	200	283.2	86400	-	140,082.9
5439000	8/29/2009	110	110	0.2602	28.63	1980	16.7825%	Fecal		CFU/100 mL	200	283.2	86400	-	140,082.9
5439000	3/6/2010	110	110	0.2602	28.63	1980	16.7825%	Fecal		CFU/100 mL	200	283.2	86400	-	140,082.9
5439000	2/28/2011	110	110	0.2602	28.63	1980	16.7825%	Fecal		CFU/100 mL	200	283.2	86400	-	140,082.9
5439000	5/5/2013	110	110	0.2602	28.63	1980	16.7825%	Fecal		CFU/100 mL	200	283.2	86400	-	140,082.9
5439000	4/12/2017	110	110	0.2602	28.63	1980	16.7825%	Fecal		CFU/100 mL	200	283.2	86400	-	140,082.9
5439000	5/14/2018	110	110	0.2602	28.63	1980	16.7825%	Fecal		CFU/100 mL	200	283.2	86400	-	140,082.9
5439000	2/23/1990	109	109	0.2602	28.36	1999	16.9435%	Fecal		CFU/100 mL	200	283.2	86400	-	138,809.5
5439000	3/25/1990	109	109	0.2602	28.36	1999	16.9435%	Fecal		CFU/100 mL	200	283.2	86400	-	138,809.5
5439000	12/13/1990	109	109	0.2602	28.36	1999	16.9435%	Fecal		CFU/100 mL	200	283.2	86400	-	138,809.5

Gage ID	Date	Discharge (CFS)	Gage Discharge (less Surrogate NPDES) (CFS)	Watershed Area Ratio	Calculated flow (CFS)	Rank	Flow Exceedance %	Parameter	Results	Units (mg or micro_gram	Limit/Standard	100mL/CF	sec/day	Actual Load (million colonies/day)	Allowable Load (million colonies/day)
5439000	3/11/1992	109	109	0.2602	28.36	1999	16.9435%	Fecal		CFU/100 mL	200	283.2	86400	-	138,809.5
5439000	4/19/1992	109	109	0.2602	28.36	1999	16.9435%	Fecal		CFU/100 mL	200	283.2	86400	-	138,809.5
5439000	9/1/1993	109	109	0.2602	28.36	1999	16.9435%	Fecal		CFU/100 mL	200	283.2	86400	-	138,809.5
5439000	5/20/1998	109	109	0.2602	28.36	1999	16.9435%	Fecal		CFU/100 mL	200	283.2	86400	-	138,809.5
5439000	6/17/1998	109	109	0.2602	28.36	1999	16.9435%	Fecal		CFU/100 mL	200	283.2	86400	-	138,809.5
5439000	5/21/1999	109	109	0.2602	28.36	1999	16.9435%	Fecal		CFU/100 mL	200	283.2	86400	-	138,809.5
5439000	2/23/2002	109	109	0.2602	28.36	1999	16.9435%	Fecal		CFU/100 mL	200	283.2	86400	-	138,809.5
5439000	6/15/2002	109	109	0.2602	28.36	1999	16.9435%	Fecal		CFU/100 mL	200	283.2	86400	-	138,809.5
5439000	12/13/2008	109	109	0.2602	28.36	1999	16.9435%	Fecal		CFU/100 mL	200	283.2	86400	-	138,809.5
5439000	4/14/2009	109	109	0.2602	28.36	1999	16.9435%	Fecal		CFU/100 mL	200	283.2	86400	-	138,809.5
5439000	11/28/2009	109	109	0.2602	28.36	1999	16.9435%	Fecal		CFU/100 mL	200	283.2	86400	-	138,809.5
5439000	3/25/2011	109	109	0.2602	28.36	1999	16.9435%	Fecal		CFU/100 mL	200	283.2	86400	-	138,809.5
5439000	5/31/2015	109	109	0.2602	28.36	1999	16.9435%	Fecal		CFU/100 mL	200	283.2	86400	-	138,809.5
5439000	6/30/2015	109	109	0.2602	28.36	1999	16.9435%	Fecal		CFU/100 mL	200	283.2	86400	-	138,809.5
5439000	4/15/2017	109	109	0.2602	28.36	1999	16.9435%	Fecal		CFU/100 mL	200	283.2	86400	-	138,809.5
5439000	4/21/2017	109	109	0.2602	28.36	1999	16.9435%	Fecal		CFU/100 mL	200	283.2	86400	-	138,809.5
5439000	11/19/2017	109	109	0.2602	28.36	1999	16.9435%	Fecal		CFU/100 mL	200	283.2	86400	-	138,809.5
5439000	12/29/2018	109	109	0.2602	28.36	1999	16.9435%	Fecal		CFU/100 mL	200	283.2	86400	-	138,809.5
5439000	7/19/2019	109	109	0.2602	28.36	1999	16.9435%	Fecal		CFU/100 mL	200	283.2	86400	-	138,809.5
5439000	11/23/2019	109	109	0.2602	28.36	1999	16.9435%	Fecal		CFU/100 mL	200	283.2	86400	-	138,809.5
5439000	2/24/2022	204	204	0.1459	29.77	1886	15.9858%	Fecal		CFU/100 mL	200	283.2	86400	-	145,687.8
5439000	4/2/1991	108	108	0.2602	28.10	2022	17.1385%	Fecal		CFU/100 mL	200	283.2	86400	-	137,536.0
5439000	5/11/1993	108	108	0.2602	28.10	2022	17.1385%	Fecal		CFU/100 mL	200	283.2	86400	-	137,536.0
5439000	1/19/1995	108	108	0.2602	28.10	2022	17.1385%	Fecal		CFU/100 mL	200	283.2	86400	-	137,536.0
5439000	5/20/1995	108	108	0.2602	28.10	2022	17.1385%	Fecal		CFU/100 mL	200	283.2	86400	-	137,536.0
5439000	5/25/1997	108	108	0.2602	28.10	2022	17.1385%	Fecal		CFU/100 mL	200	283.2	86400	-	137,536.0
5439000	5/17/1998	108	108	0.2602	28.10	2022	17.1385%	Fecal		CFU/100 mL	200	283.2	86400	-	137,536.0
5439000	2/8/1999	108	108	0.2602	28.10	2022	17.1385%	Fecal		CFU/100 mL	200	283.2	86400	-	137,536.0
5439000	2/9/1999	108	108	0.2602	28.10	2022	17.1385%	Fecal		CFU/100 mL	200	283.2	86400	-	137,536.0
5439000	3/11/2008	108	108	0.2602	28.10	2022	17.1385%	Fecal		CFU/100 mL	200	283.2	86400	-	137,536.0
5439000	4/19/2008	108	108	0.2602	28.10	2022	17.1385%	Fecal		CFU/100 mL	200	283.2	86400	-	137,536.0
5439000	6/16/2008	108	108	0.2602	28.10	2022	17.1385%	Fecal		CFU/100 mL	200	283.2	86400	-	137,536.0
5439000	7/11/2008	108	108	0.2602	28.10	2022	17.1385%	Fecal		CFU/100 mL	200	283.2	86400	-	137,536.0
5439000	2/16/2009	108	108	0.2602	28.10	2022	17.1385%	Fecal		CFU/100 mL	200	283.2	86400	-	137,536.0
5439000	5/21/2011	108	108	0.2602	28.10	2022	17.1385%	Fecal		CFU/100 mL	200	283.2	86400	-	137,536.0
5439000	2/12/2013	108	108	0.2602	28.10	2022	17.1385%	Fecal		CFU/100 mL	200	283.2	86400	-	137,536.0
5439000	7/5/2013	108	108	0.2602	28.10	2022	17.1385%	Fecal		CFU/100 mL	200	283.2	86400	-	137,536.0
5439000	8/31/2016	108	108	0.2602	28.10	2022	17.1385%	Fecal		CFU/100 mL	200	283.2	86400	-	137,536.0
5439000	12/1/2018	108	108	0.2602	28.10	2022	17.1385%	Fecal		CFU/100 mL	200	283.2	86400	-	137,536.0
5439000	2/27/2019	108	108	0.2602	28.10	2022	17.1385%	Fecal		CFU/100 mL	200	283.2	86400	-	137,536.0
5439000	11/8/2019	108	108	0.2602	28.10	2022	17.1385%	Fecal		CFU/100 mL	200	283.2	86400	-	137,536.0
5439000	1/3/2020	108	108	0.2602	28.10	2022	17.1385%	Fecal		CFU/100 mL	200	283.2	86400	-	137,536.0
5439000	5/26/1990	107	107	0.2602	27.84	2043	17.3165%	Fecal		CFU/100 mL	200	283.2	86400	-	136,262.5
5439000	8/23/1990	107	107	0.2602	27.84	2043	17.3165%	Fecal		CFU/100 mL	200	283.2	86400	-	136,262.5
5439000	4/13/1991	107	107	0.2602	27.84	2043	17.3165%	Fecal		CFU/100 mL	200	283.2	86400	-	136,262.5
5439000	3/11/1997	107	107	0.2602	27.84	2043	17.3165%	Fecal		CFU/100 mL	200	283.2	86400	-	136,262.5
5439000	2/15/1999	107	107	0.2602	27.84	2043	17.3165%	Fecal		CFU/100 mL	200	283.2	86400	-	136,262.5
5439000	5/5/1999	107	107	0.2602	27.84	2043	17.3165%	Fecal		CFU/100 mL	200	283.2	86400	-	136,262.5
5439000	4/5/2007	107	107	0.2602	27.84	2043	17.3165%	Fecal		CFU/100 mL	200	283.2	86400	-	136,262.5
5439000	3/20/2008	107	107	0.2602	27.84	2043	17.3165%	Fecal		CFU/100 mL	200	283.2	86400	-	136,262.5
5439000	4/9/2009	107	107	0.2602	27.84	2043	17.3165%	Fecal		CFU/100 mL	200	283.2	86400	-	136,262.5
5439000	4/11/2010	107	107	0.2602	27.84	2043	17.3165%	Fecal		CFU/100 mL	200	283.2	86400	-	136,262.5
5439000	4/18/2011	107	107	0.2602	27.84	2043	17.3165%	Fecal		CFU/100 mL	200	283.2	86400	-	136,262.5
5439000	4/5/2014	107	107	0.2602	27.84	2043	17.3165%	Fecal		CFU/100 mL	200	283.2	86400	-	136,262.5
5439000	4/14/2014	107	107	0.2602	27.84	2043	17.3165%	Fecal		CFU/100 mL	200	283.2	86400	-	136,262.5
5439000	7/15/2014	107	107	0.2602	27.84	2043	17.3165%	Fecal		CFU/100 mL	200	283.2	86400	-	136,262.5
5439000	3/18/2016	107	107	0.2602	27.84	2043	17.3165%	Fecal		CFU/100 mL	200	283.2	86400	-	136,262.5
5439000	4/8/2016	107	107	0.2602	27.84	2043	17.3165%	Fecal		CFU/100 mL	200	283.2	86400	-	136,262.5
5439000	5/21/2017	107	107	0.2602	27.84	2043	17.3165%	Fecal		CFU/100 mL	200	283.2	86400	-	136,262.5
5439000	7/18/2019	107	107	0.2602	27.84	2043	17.3165%	Fecal		CFU/100 mL	200	283.2	86400	-	136,262.5
5439000	2/6/2020	107	107	0.2602	27.84	2043	17.3165%	Fecal		CFU/100 mL	200	283.2	86400	-	136,262.5
5439000	6/22/2021	107	107	0.2602	27.84	2043	17.3165%	Fecal		CFU/100 mL	200	283.2	86400	-	136,262.5
5439000	3/2/1990	106	106	0.2602	27.58	2064	17.4945%	Fecal		CFU/100 mL	200	283.2	86400	-	134,989.0
5439000	4/22/1991	106	106	0.2602	27.58	2064	17.4945%	Fecal		CFU/100 mL	200	283.2	86400	-	134,989.0
5439000	8/29/1993	106	106	0.2602	27.58	2064	17.4945%	Fecal		CFU/100 mL	200	283.2	86400	-	134,989.0
5439000	12/26/1994	106	106	0.2602	27.58	2064	17.4945%	Fecal		CFU/100 mL	200	283.2	86400	-	134,989.0
5439000	12/27/1994	106	106	0.2602	27.58	2064	17.4945%	Fecal		CFU/100 mL	200	283.2	86400	-	134,989.0
5439000	4/17/1995	106	106	0.2602	27.58	2064	17.4945%	Fecal		CFU/100 mL	200	283.2	86400	-	134,989.0
5439000	2/19/2001	106	106	0.2602	27.58	2064	17.4945%	Fecal		CFU/100 mL	200	283.2	86400	-	134,989.0
5439000	2/21/2001	106	106	0.2602	27.58	2064	17.4945%	Fecal		CFU/100 mL	200	283.2	86400	-	134,989.0
5439000	5/22/2003	106	106	0.2602	27.58	2064	17.4945%	Fecal		CFU/100 mL	200	283.2	86400	-	134,989.0
5439000	3/24/2010	106	106	0.2602	27.58	2064	17.4945%	Fecal		CFU/100 mL	200	283.2	86400	-	134,989.0
5439000	2/24/2011	106	106	0.2602	27.58	2064	17.4945%	Fecal		CFU/100 mL	200	283.2	86400	-	134,989.0
5439000	6/8/2011	106	106	0.2602	27.58	2064	17.4945%	Fecal		CFU/100 mL	200	283.2	86400	-	134,989.0
5439000	5/11/2012	106	106	0.2602	27.58	2064	17.4945%	Fecal		CFU/100 mL	200	283.2	86400	-	134,989.0
5439000	5/1/2013	106	106	0.2602	27.58	2064	17.4945%	Fecal		CFU/100 mL	200	283.2	86400	-	134,989.0
5439000	12/7/2015	106	106	0.2602	27.58	2064	17.4945%	Fecal		CFU/100 mL	200	283.2	86400	-	134,989.0
5439000	12/13/2015	106	106	0.2602	27.58	2064	17.4945%	Fecal		CFU/100 mL	200	283.2	86400	-	134,989.0
5439000	1/4/2016	106	106	0.2602	27.58	2064	17.4945%	Fecal		CFU/100 mL	200	283.2	86400	-	134,989.0
5439000	3/28/2016	106	106	0.2602	27.58	2064	17.4945%	Fecal		CFU/100 mL	200	283.2	86400	-	134,989.0
5439000	3/7/2018	106	106	0.2602	27.58	2064	17.4945%	Fecal		CFU/100 mL	200	283.2	86400	-	134,989.0
5439000	12/8/2018	106	106	0.2602	27.58	2064	17.4945%	Fecal		CFU/100 mL	200	283.2	86400	-	134,989.0
5439000	11/28/2019	106	106	0.2602	27.58	2064	17.4945%	Fecal		CFU/100 mL	200	283.2	86400	-	134,989.0
5439000	1/15/2020	106	106	0.2602	27.58	2064	17.4945%	Fecal		CFU/100 mL	200	283.2	86400	-	134,989.0
5439000	3/22/2020	106	106	0.2602	27.58	2064	17.4945%	Fecal		CFU/100 mL	200	283.2	86400	-	134,989.0
5439000	5/29/2020	106	106	0.2602	27.58	2064	17.4945%	Fecal		CFU/100 mL	200	283.2	86400	-	134,989.0
5439000	7/2/1990	105	105	0.2602	27.32	2088	17.6979%	Fecal		CFU/100 mL	200	283.2	86400	-	133,715.5
5439000	11/5/1992	105	105	0.2602	27.32	2088	17.6979%	Fecal		CFU/100 mL	200	283.2	86400	-	133,715.5
5439000	12/4/1992	105	105	0.2602	27.32	2088	17.6979%	Fecal		CFU/100 mL	200	283.2	86400	-	133,715.5
5439000	3/27/1994	105	105	0.2602	27.32	2088	17.6979%	Fecal		CFU/100 mL	200	283.2	86400	-	133,715.5
5439000	2/17/1998	105	105	0.2602	27.32	2088	17.6979%	Fecal		CFU/100 mL	200	283.2	86400	-	133,715.5
5439000	6/18/1998	105	105	0.2602	27.32	2088	17.6979%	Fecal		CFU/100 mL	200	283.2	86400	-	133,715.5
5439000	12/9/1998	105	105	0.2602	27.32	2088	17.6979%	Fecal		CFU/100 mL	200	283.2	86400	-	133,715.5
5439000	4/19/2000	105	105	0.2602	27.32	2088	17.6979%	Fecal		CFU/100 mL	200	283.2	86400	-	133,715.5
5439000	6/29/2000	105	105	0.2602	27.32	2088	17.6979%	Fecal		CFU/100 mL	200	283.2	86400	-	133,715.5
5439000	5/8/2003	105	105	0.2602	27.32	2088	17.6979%	Fecal		CFU/100 mL	200	283.2	86400	-	133,715.5
5439000	5/19/2003	105	105	0.2602	27.32	2088	17.6979%	Fecal		CFU/100 mL	200	283.2	86400	-	133,715.5
5439000	3/21/2008	105	105	0.2602	27.32	2088	17.6979%	Fecal		CFU/100 mL	200	283.2	86400	-	133,715.5
5439000	3/15/2011	105	105	0.2602	27.32	2088	17.6979%	Fecal		CFU/100 mL	200	283.2	86400	-	133,715.5
5439000	6/27/2014	105	105	0.2602	27.32	2088	17.6979%	Fecal		CFU/100 mL	200	283.2	86400	-	133,715.5
5439000	11/23/2015	105	105	0.2602	27.32	2088	17.6979%	Fecal		CFU/100 mL	200	283.2	86400	-	133,715.5
5439000	4/3/2016	105	105	0.2602	27.32	2088	17.6979%	Fecal		CFU/100 mL	200	283.2	86400	-	133,715.5
5439000	4/6/2016	105	105	0.2602	27.32	2088	17.6979%	Fecal		CFU/100 mL	200	283.2	86400	-	133,715.5
5439000	7/7/2016	105	105	0.2602	27.32	2088	17.6979%	Fecal		CFU/100 mL	200	283.2	86400	-	133,715.5
5439000	4/13/2017	105	105	0.2602	27.32	2088	17.6979%	Fecal		CFU/100 mL	200	283.2	86400	-	133,715.5
5439000	6/18/2019	105	105	0.2602	27.32	2088	17.6979%	Fecal		CFU/100 mL	200	283.2	86400	-	133,715.5
5439000	10/16/2019	105	105	0.2602	27.32	2088	17.6979%	Fecal		CFU/100 mL	200	283.2	86400	-	133,715.5
5439000	12/3/1991	104	104	0.2602	27.06	2109	17.8759%	Fecal		CFU/100 mL	200	283.2	86400	-	132,442.1
5439000	4/20/1992	104	104	0.2602	27.06	2109	17.8759%	Fecal		CFU/100 mL	200	283.2	86400	-	132,442.1
5439000	1/26/1993	104	104	0.2602	27.06	2109	17.8759%	Fecal		CFU/100 mL	200	283.2	86400	-	132,442.1
5439000	4/21/1995	104	104	0.2602	27.06	2109	17.8759%	Fecal		CFU/100 mL	200	283.2	86400	-	132,442.1
5439000	5/2/1995	104	104	0.2602	27.06	2109	17.8759%	Fecal		CFU/100 mL	200	283.2	86400	-	132,442.1
5439000	3/25/1998	104	104	0.2602	27.06	2109	17.8759%	Fecal		CFU/100 mL	200	283.2	86400	-	132,442.1
5439000	5/22/1999	104	104	0.2602	27.06	2109	17.8759%	Fecal		CFU/100 mL	200	283.2	86400	-	132,442.1
5439000	7/13/2000	104	104	0.2602	27.06	2109	17.8759%	Fecal		CFU/100 mL	200	283.2	86400	-	132,442.1
5439000	3/14/2002	104	104	0.2602	27.06	2109	17.8759%	Fecal		CFU/100 mL	200	283.2	86400	-	132,442.1
5439000	5/3/2002	104	104	0.2602	27.06	2109	17.8759%	Fecal		CFU/100 mL	200	283.2	86400	-	132,442.1
5439000	5/26/2002	104	104	0.2602	27.06	2109	17.8759%	Fecal		CFU/100 mL	200	283.2	86400	-	132,442.1
5439000	2/24/2004	104	104	0.2602	27.06	2109	17.8759%	Fecal		CFU/100 mL	200	283.2	86400	-	132,442.1
5439000	5/3/2007	104	104	0.2602	27.06	2109	17.8759%	Fecal		CFU/100 mL	200	283.2	86400	-	132,442.1
5439000	6/5/2007	104	104	0.2602	27.06	2109	17.8759%	Fecal		CFU/100 mL	200	283.2	86400	-	132,442.1
5439000	7/13/2007	104	104	0.2602	27.06	2109	17.8759%	Fecal		CFU/100 mL	200	283.2	86400	-	132,442.1
5439000	3/24/2008	104	104	0.2602	27.06	2109	17.8759%	Fecal		CFU/100 mL	200	283.2	86400	-	132,442.1
5439000	10/8/2008	104	104	0.2602	27.06	2109	17.8759%	Fecal		CFU/100 mL	200	283.2	86400	-	132,442.1
5439000	6/4/2009	104	104	0.2602	27.06	2109	17.8759%	Fecal		CFU/100 mL	200	283.2	86400	-	132,442.1

Gage ID	Date	Discharge (CFS)	Gage Discharge (less Surrogate NPDES) (CFS)	Watershed Area Ratio	Calculated flow (CFS)	Rank	Flow Exceedance %	Parameter	Results	Units (mg or micro_gram	Limit/Standard	100mL/CF	sec/day	Actual Load (million colonies/day)	Allowable Load (million colonies/day)
5439000	6/18/2014	104	104	0.2602	27.06	2109	17.8759%	Fecal		CFU/100 mL	200	283.2	86400	-	132,442.1
5439000	6/2/2016	104	104	0.2602	27.06	2109	17.8759%	Fecal		CFU/100 mL	200	283.2	86400	-	132,442.1
5439000	3/3/2017	104	104	0.2602	27.06	2109	17.8759%	Fecal		CFU/100 mL	200	283.2	86400	-	132,442.1
5439000	4/14/2017	104	104	0.2602	27.06	2109	17.8759%	Fecal		CFU/100 mL	200	283.2	86400	-	132,442.1
5439000	10/21/2019	104	104	0.2602	27.06	2109	17.8759%	Fecal		CFU/100 mL	200	283.2	86400	-	132,442.1
5439000	4/6/2020	104	104	0.2602	27.06	2109	17.8759%	Fecal		CFU/100 mL	200	283.2	86400	-	132,442.1
5439000	5/28/2020	104	104	0.2602	27.06	2109	17.8759%	Fecal		CFU/100 mL	200	283.2	86400	-	132,442.1
5439000	6/6/1991	103	103	0.2602	26.80	2134	18.0878%	Fecal		CFU/100 mL	200	283.2	86400	-	131,168.6
5439000	12/15/1991	103	103	0.2602	26.80	2134	18.0878%	Fecal		CFU/100 mL	200	283.2	86400	-	131,168.6
5439000	7/5/1993	103	103	0.2602	26.80	2134	18.0878%	Fecal		CFU/100 mL	200	283.2	86400	-	131,168.6
5439000	8/25/1993	103	103	0.2602	26.80	2134	18.0878%	Fecal		CFU/100 mL	200	283.2	86400	-	131,168.6
5439000	8/5/1996	103	103	0.2602	26.80	2134	18.0878%	Fecal		CFU/100 mL	200	283.2	86400	-	131,168.6
5439000	3/1/1998	103	103	0.2602	26.80	2134	18.0878%	Fecal		CFU/100 mL	200	283.2	86400	-	131,168.6
5439000	3/12/1998	103	103	0.2602	26.80	2134	18.0878%	Fecal		CFU/100 mL	200	283.2	86400	-	131,168.6
5439000	5/18/1998	103	103	0.2602	26.80	2134	18.0878%	Fecal		CFU/100 mL	200	283.2	86400	-	131,168.6
5439000	6/20/1998	103	103	0.2602	26.80	2134	18.0878%	Fecal		CFU/100 mL	200	283.2	86400	-	131,168.6
5439000	10/21/1998	103	103	0.2602	26.80	2134	18.0878%	Fecal		CFU/100 mL	200	283.2	86400	-	131,168.6
5439000	4/25/2000	103	103	0.2602	26.80	2134	18.0878%	Fecal		CFU/100 mL	200	283.2	86400	-	131,168.6
5439000	4/15/2002	103	103	0.2602	26.80	2134	18.0878%	Fecal		CFU/100 mL	200	283.2	86400	-	131,168.6
5439000	6/18/2004	103	103	0.2602	26.80	2134	18.0878%	Fecal		CFU/100 mL	200	283.2	86400	-	131,168.6
5439000	2/18/2005	103	103	0.2602	26.80	2134	18.0878%	Fecal		CFU/100 mL	200	283.2	86400	-	131,168.6
5439000	3/22/2008	103	103	0.2602	26.80	2134	18.0878%	Fecal		CFU/100 mL	200	283.2	86400	-	131,168.6
5439000	6/14/2008	103	103	0.2602	26.80	2134	18.0878%	Fecal		CFU/100 mL	200	283.2	86400	-	131,168.6
5439000	9/26/2008	103	103	0.2602	26.80	2134	18.0878%	Fecal		CFU/100 mL	200	283.2	86400	-	131,168.6
5439000	12/18/2008	103	103	0.2602	26.80	2134	18.0878%	Fecal		CFU/100 mL	200	283.2	86400	-	131,168.6
5439000	12/19/2008	103	103	0.2602	26.80	2134	18.0878%	Fecal		CFU/100 mL	200	283.2	86400	-	131,168.6
5439000	3/22/2009	103	103	0.2602	26.80	2134	18.0878%	Fecal		CFU/100 mL	200	283.2	86400	-	131,168.6
5439000	5/12/2009	103	103	0.2602	26.80	2134	18.0878%	Fecal		CFU/100 mL	200	283.2	86400	-	131,168.6
5439000	5/26/2009	103	103	0.2602	26.80	2134	18.0878%	Fecal		CFU/100 mL	200	283.2	86400	-	131,168.6
5439000	5/21/2010	103	103	0.2602	26.80	2134	18.0878%	Fecal		CFU/100 mL	200	283.2	86400	-	131,168.6
5439000	6/19/2011	103	103	0.2602	26.80	2134	18.0878%	Fecal		CFU/100 mL	200	283.2	86400	-	131,168.6
5439000	5/5/2018	103	103	0.2602	26.80	2134	18.0878%	Fecal		CFU/100 mL	200	283.2	86400	-	131,168.6
5439000	6/10/2019	103	103	0.2602	26.80	2134	18.0878%	Fecal		CFU/100 mL	200	283.2	86400	-	131,168.6
5439000	10/23/2019	103	103	0.2602	26.80	2134	18.0878%	Fecal		CFU/100 mL	200	283.2	86400	-	131,168.6
5439000	11/9/2019	103	103	0.2602	26.80	2134	18.0878%	Fecal		CFU/100 mL	200	283.2	86400	-	131,168.6
5439000	2/26/1990	102	102	0.2602	26.54	2162	18.3251%	Fecal		CFU/100 mL	200	283.2	86400	-	129,895.1
5439000	3/5/1990	102	102	0.2602	26.54	2162	18.3251%	Fecal		CFU/100 mL	200	283.2	86400	-	129,895.1
5439000	12/6/1990	102	102	0.2602	26.54	2162	18.3251%	Fecal		CFU/100 mL	200	283.2	86400	-	129,895.1
5439000	12/17/1990	102	102	0.2602	26.54	2162	18.3251%	Fecal		CFU/100 mL	200	283.2	86400	-	129,895.1
5439000	2/27/1992	102	102	0.2602	26.54	2162	18.3251%	Fecal		CFU/100 mL	200	283.2	86400	-	129,895.1
5439000	12/3/1992	102	102	0.2602	26.54	2162	18.3251%	Fecal		CFU/100 mL	200	283.2	86400	-	129,895.1
5439000	10/19/1993	102	102	0.2602	26.54	2162	18.3251%	Fecal		CFU/100 mL	200	283.2	86400	-	129,895.1
5439000	11/17/1994	102	102	0.2602	26.54	2162	18.3251%	Fecal		CFU/100 mL	200	283.2	86400	-	129,895.1
5439000	3/13/1995	102	102	0.2602	26.54	2162	18.3251%	Fecal		CFU/100 mL	200	283.2	86400	-	129,895.1
5439000	11/2/1995	102	102	0.2602	26.54	2162	18.3251%	Fecal		CFU/100 mL	200	283.2	86400	-	129,895.1
5439000	6/29/1996	102	102	0.2602	26.54	2162	18.3251%	Fecal		CFU/100 mL	200	283.2	86400	-	129,895.1
5439000	3/12/1997	102	102	0.2602	26.54	2162	18.3251%	Fecal		CFU/100 mL	200	283.2	86400	-	129,895.1
5439000	6/8/1999	102	102	0.2602	26.54	2162	18.3251%	Fecal		CFU/100 mL	200	283.2	86400	-	129,895.1
5439000	6/22/1999	102	102	0.2602	26.54	2162	18.3251%	Fecal		CFU/100 mL	200	283.2	86400	-	129,895.1
5439000	6/22/2000	102	102	0.2602	26.54	2162	18.3251%	Fecal		CFU/100 mL	200	283.2	86400	-	129,895.1
5439000	4/15/2001	102	102	0.2602	26.54	2162	18.3251%	Fecal		CFU/100 mL	200	283.2	86400	-	129,895.1
5439000	6/12/2008	102	102	0.2602	26.54	2162	18.3251%	Fecal		CFU/100 mL	200	283.2	86400	-	129,895.1
5439000	1/6/2009	102	102	0.2602	26.54	2162	18.3251%	Fecal		CFU/100 mL	200	283.2	86400	-	129,895.1
5439000	4/13/2009	102	102	0.2602	26.54	2162	18.3251%	Fecal		CFU/100 mL	200	283.2	86400	-	129,895.1
5439000	5/23/2009	102	102	0.2602	26.54	2162	18.3251%	Fecal		CFU/100 mL	200	283.2	86400	-	129,895.1
5439000	12/24/2009	102	102	0.2602	26.54	2162	18.3251%	Fecal		CFU/100 mL	200	283.2	86400	-	129,895.1
5439000	5/3/2011	102	102	0.2602	26.54	2162	18.3251%	Fecal		CFU/100 mL	200	283.2	86400	-	129,895.1
5439000	3/4/2012	102	102	0.2602	26.54	2162	18.3251%	Fecal		CFU/100 mL	200	283.2	86400	-	129,895.1
5439000	3/19/2013	102	102	0.2602	26.54	2162	18.3251%	Fecal		CFU/100 mL	200	283.2	86400	-	129,895.1
5439000	1/28/2017	102	102	0.2602	26.54	2162	18.3251%	Fecal		CFU/100 mL	200	283.2	86400	-	129,895.1
5439000	5/18/2017	102	102	0.2602	26.54	2162	18.3251%	Fecal		CFU/100 mL	200	283.2	86400	-	129,895.1
5439000	5/19/2018	102	102	0.2602	26.54	2162	18.3251%	Fecal		CFU/100 mL	200	283.2	86400	-	129,895.1
5439000	3/23/2019	102	102	0.2602	26.54	2162	18.3251%	Fecal		CFU/100 mL	200	283.2	86400	-	129,895.1
5439000	3/26/2019	102	102	0.2602	26.54	2162	18.3251%	Fecal		CFU/100 mL	200	283.2	86400	-	129,895.1
5439000	3/24/2020	102	102	0.2602	26.54	2162	18.3251%	Fecal		CFU/100 mL	200	283.2	86400	-	129,895.1
5439000	4/8/2022	190	190	0.1459	27.73	2063	17.4860%	Fecal		CFU/100 mL	200	283.2	86400	-	135,689.6
5439000	5/25/1990	101	101	0.2602	26.28	2192	18.5794%	Fecal		CFU/100 mL	200	283.2	86400	-	128,621.6
5439000	6/18/1990	101	101	0.2602	26.28	2192	18.5794%	Fecal		CFU/100 mL	200	283.2	86400	-	128,621.6
5439000	6/12/1991	101	101	0.2602	26.28	2192	18.5794%	Fecal		CFU/100 mL	200	283.2	86400	-	128,621.6
5439000	5/14/1996	101	101	0.2602	26.28	2192	18.5794%	Fecal		CFU/100 mL	200	283.2	86400	-	128,621.6
5439000	2/29/2000	101	101	0.2602	26.28	2192	18.5794%	Fecal		CFU/100 mL	200	283.2	86400	-	128,621.6
5439000	3/5/2001	101	101	0.2602	26.28	2192	18.5794%	Fecal		CFU/100 mL	200	283.2	86400	-	128,621.6
5439000	4/16/2001	101	101	0.2602	26.28	2192	18.5794%	Fecal		CFU/100 mL	200	283.2	86400	-	128,621.6
5439000	12/18/2006	101	101	0.2602	26.28	2192	18.5794%	Fecal		CFU/100 mL	200	283.2	86400	-	128,621.6
5439000	4/6/2008	101	101	0.2602	26.28	2192	18.5794%	Fecal		CFU/100 mL	200	283.2	86400	-	128,621.6
5439000	1/4/2011	101	101	0.2602	26.28	2192	18.5794%	Fecal		CFU/100 mL	200	283.2	86400	-	128,621.6
5439000	3/6/2012	101	101	0.2602	26.28	2192	18.5794%	Fecal		CFU/100 mL	200	283.2	86400	-	128,621.6
5439000	5/25/2016	101	101	0.2602	26.28	2192	18.5794%	Fecal		CFU/100 mL	200	283.2	86400	-	128,621.6
5439000	3/24/2019	101	101	0.2602	26.28	2192	18.5794%	Fecal		CFU/100 mL	200	283.2	86400	-	128,621.6
5439000	4/28/2020	101	101	0.2602	26.28	2192	18.5794%	Fecal		CFU/100 mL	200	283.2	86400	-	128,621.6
5439000	3/28/2021	101	101	0.2602	26.28	2192	18.5794%	Fecal		CFU/100 mL	200	283.2	86400	-	128,621.6
5439000	5/23/1990	100	100	0.2602	26.02	2207	18.7066%	Fecal		CFU/100 mL	200	283.2	86400	-	127,348.1
5439000	6/14/1990	100	100	0.2602	26.02	2207	18.7066%	Fecal		CFU/100 mL	200	283.2	86400	-	127,348.1
5439000	2/4/1991	100	100	0.2602	26.02	2207	18.7066%	Fecal		CFU/100 mL	200	283.2	86400	-	127,348.1
5439000	5/21/1991	100	100	0.2602	26.02	2207	18.7066%	Fecal		CFU/100 mL	200	283.2	86400	-	127,348.1
5439000	5/12/1993	100	100	0.2602	26.02	2207	18.7066%	Fecal		CFU/100 mL	200	283.2	86400	-	127,348.1
5439000	2/18/1994	100	100	0.2602	26.02	2207	18.7066%	Fecal		CFU/100 mL	200	283.2	86400	-	127,348.1
5439000	12/30/1994	100	100	0.2602	26.02	2207	18.7066%	Fecal		CFU/100 mL	200	283.2	86400	-	127,348.1
5439000	6/21/1999	100	100	0.2602	26.02	2207	18.7066%	Fecal		CFU/100 mL	200	283.2	86400	-	127,348.1
5439000	6/23/1999	100	100	0.2602	26.02	2207	18.7066%	Fecal		CFU/100 mL	200	283.2	86400	-	127,348.1
5439000	6/23/2000	100	100	0.2602	26.02	2207	18.7066%	Fecal		CFU/100 mL	200	283.2	86400	-	127,348.1
5439000	3/13/2001	100	100	0.2602	26.02	2207	18.7066%	Fecal		CFU/100 mL	200	283.2	86400	-	127,348.1
5439000	1/16/2005	100	100	0.2602	26.02	2207	18.7066%	Fecal		CFU/100 mL	200	283.2	86400	-	127,348.1
5439000	6/11/2006	100	100	0.2602	26.02	2207	18.7066%	Fecal		CFU/100 mL	200	283.2	86400	-	127,348.1
5439000	4/6/2007	100	100	0.2602	26.02	2207	18.7066%	Fecal		CFU/100 mL	200	283.2	86400	-	127,348.1
5439000	6/20/2011	100	100	0.2602	26.02	2207	18.7066%	Fecal		CFU/100 mL	200	283.2	86400	-	127,348.1
5439000	5/2/2013	100	100	0.2602	26.02	2207	18.7066%	Fecal		CFU/100 mL	200	283.2	86400	-	127,348.1
5439000	3/24/2014	100	100	0.2602	26.02	2207	18.7066%	Fecal		CFU/100 mL	200	283.2	86400	-	127,348.1
5439000	4/12/2015	100	100	0.2602	26.02	2207	18.7066%	Fecal		CFU/100 mL	200	283.2	86400	-	127,348.1
5439000	4/29/2015	100	100	0.2602	26.02	2207	18.7066%	Fecal		CFU/100 mL	200	283.2	86400	-	127,348.1
5439000	5/26/2017	100	100	0.2602	26.02	2207	18.7066%	Fecal		CFU/100 mL	200	283.2	86400	-	127,348.1
5439000	2/17/2009	99.9	99.9	0.2602	26.00	2227	18.8761%	Fecal		CFU/100 mL	200	283.2	86400	-	127,220.8
5439000	5/22/2009	99.9	99.9	0.2602	26.00	2227	18.8761%	Fecal		CFU/100 mL	200	283.2	86400	-	127,220.8
5439000	5/22/2011	99.9	99.9	0.2602	26.00	2227	18.8761%	Fecal		CFU/100 mL	200	283.2	86400	-	127,220.8
5439000	6/12/2015	99.9	99.9	0.2602	26.00	2227	18.8761%	Fecal		CFU/100 mL	200	283.2	86400	-	127,220.8
5439000	3/23/2020	99.9	99.9	0.2602	26.00	2227	18.8761%	Fecal		CFU/100 mL	200	283.2	86400	-	127,220.8
5439000	7/15/2015	99.8	99.8	0.2602	25.97	2232	18.9185%	Fecal		CFU/100 mL	200	283.2	86400	-	127,093.4
5439000	5/27/2002	99.6	99.6	0.2602	25.92	2233	18.9269%	Fecal		CFU/100 mL	200	283.2	86400	-	126,838.7
5439000	5/23/2016	99.6	99.6	0.2602	25.92	2233	18.9269%	Fecal		CFU/100 mL	200	283.2	86400	-	126,838.7
5439000	3/14/2020	99.6	99.6	0.2602	25.92	2233	18.9269%	Fecal		CFU/100 mL	200	283.2	86400	-	126,838.7
5439000	12/27/2006	99.5	99.5	0.2602	25.89	2236	18.9524%	Fecal		CFU/100 mL	200	283.2	86400	-	126,711.4
5439000	3/19/1994	99.4	99.4	0.2602	25.87	2237	18.9608%	Fecal		CFU/100 mL	200	283.2	86400	-	126,584.0
5439000	5/17/2008	99.4	99.4	0.2602	25.87	2237	18.9608%	Fecal		CFU/100 mL	200	283.2	86400	-	126,584.0
5439000	5/8/2016	99.4	99.4	0.2602	25.87	2237	18.9608%	Fecal		CFU/100 mL	200	283.2	86400	-	126,584.0
5439000	6/8/2008	99.3	99.3	0.2602	25.84	2240	18.9863%	Fecal		CFU/100 mL	200	283.2	86400	-	126,456.7
5439000	5/6/2013	99.3	99.3	0.2602	25.84	2240	18.9863%	Fecal		CFU/100 mL	200	283.2	86400	-	126,456.7
5439000	1/12/2016	99.3	99.3	0.2602	25.84	2240	18.9863%	Fecal		CFU/100 mL	200	283.2	86400	-	126,456.7
5439000	6/16/2013	99.2	99.2	0.2602	25.81	2243	19.0117%	Fecal		CFU/100 mL	200	283.2	86400	-	126,329.3
5439000	3/5/1994	99.1	99.1	0.2602	25.79	2244	19.0202%	Fecal		CFU/100 mL	200	283.2	86400	-	126,202.0
5439000	3/10/1994	99.1	99.1	0.2602	25.79	2244	19.0202%	Fecal		CFU/100 mL	200	283.2	86400	-	126,202.0
5439000	5/7/2010	99.1	99.1	0.2602	25.79	2244	19.0202%	Fecal		CFU/100 mL	200	283.2	86400	-	126,202.0
5439000	2/1/1990	99	99	0.2602	25.76	2247	19.0456%	Fecal		CFU/100 mL	200	283.2	86400	-	126,074.6
5439000	2/3/1990	99	99	0.2602	25.76	2247	19.0456%	Fecal		CFU/100 mL	200	283.2	86400	-	126,074.6
5439000	5/27/1990	99	99	0.2602	25.76	2247	19.0456%	Fecal		CFU/100 mL	200	283.2	86400	-	126,074.6
5439000	12/15/1990	99	99	0.2602	25.76	2247	19.0456%	Fecal		CFU/100 mL	200	283.2	86400	-	126,074.6

Gage ID	Date	Discharge (CFS)	Gage Discharge (less Surrogate NPDES) (CFS)	Watershed Area Ratio	Calculated flow (CFS)	Rank	Flow Exceedance %	Parameter	Results	Units (mg or micro_gram	Limit/Standard	100mL/CF	sec/day	Actual Load (million colonies/day)	Allowable Load (million colonies/day)
5439000	3/4/1991	99	99	0.2602	25.76	2247	19.0456%	Fecal		CFU/100 mL	200	283.2	86400	-	126,074.6
5439000	4/21/1992	99	99	0.2602	25.76	2247	19.0456%	Fecal		CFU/100 mL	200	283.2	86400	-	126,074.6
5439000	11/11/1992	99	99	0.2602	25.76	2247	19.0456%	Fecal		CFU/100 mL	200	283.2	86400	-	126,074.6
5439000	6/9/1995	99	99	0.2602	25.76	2247	19.0456%	Fecal		CFU/100 mL	200	283.2	86400	-	126,074.6
5439000	3/26/1998	99	99	0.2602	25.76	2247	19.0456%	Fecal		CFU/100 mL	200	283.2	86400	-	126,074.6
5439000	5/28/2008	99	99	0.2602	25.76	2247	19.0456%	Fecal		CFU/100 mL	200	283.2	86400	-	126,074.6
5439000	6/25/2009	99	99	0.2602	25.76	2247	19.0456%	Fecal		CFU/100 mL	200	283.2	86400	-	126,074.6
5439000	7/2/2018	98.9	98.9	0.2602	25.74	2258	19.1388%	Fecal		CFU/100 mL	200	283.2	86400	-	125,947.3
5439000	4/15/2012	98.8	98.8	0.2602	25.71	2259	19.1473%	Fecal		CFU/100 mL	200	283.2	86400	-	125,819.9
5439000	3/25/2008	98.6	98.6	0.2602	25.66	2260	19.1558%	Fecal		CFU/100 mL	200	283.2	86400	-	125,565.3
5439000	6/7/2008	98.6	98.6	0.2602	25.66	2260	19.1558%	Fecal		CFU/100 mL	200	283.2	86400	-	125,565.3
5439000	4/14/2013	98.5	98.5	0.2602	25.63	2262	19.1727%	Fecal		CFU/100 mL	200	283.2	86400	-	125,437.9
5439000	5/9/2016	98.5	98.5	0.2602	25.63	2262	19.1727%	Fecal		CFU/100 mL	200	283.2	86400	-	125,437.9
5439000	1/13/2016	98.4	98.4	0.2602	25.61	2264	19.1897%	Fecal		CFU/100 mL	200	283.2	86400	-	125,310.6
5439000	6/29/2014	98.3	98.3	0.2602	25.58	2265	19.1982%	Fecal		CFU/100 mL	200	283.2	86400	-	125,183.2
5439000	5/6/2020	98.3	98.3	0.2602	25.58	2265	19.1982%	Fecal		CFU/100 mL	200	283.2	86400	-	125,183.2
5439000	5/23/2011	98.2	98.2	0.2602	25.55	2267	19.2151%	Fecal		CFU/100 mL	200	283.2	86400	-	125,055.9
5439000	2/11/2019	98.2	98.2	0.2602	25.55	2267	19.2151%	Fecal		CFU/100 mL	200	283.2	86400	-	125,055.9
5439000	1/13/1993	98	98	0.2602	25.50	2269	19.2321%	Fecal		CFU/100 mL	200	283.2	86400	-	124,801.2
5439000	2/4/1993	98	98	0.2602	25.50	2269	19.2321%	Fecal		CFU/100 mL	200	283.2	86400	-	124,801.2
5439000	11/15/1995	98	98	0.2602	25.50	2269	19.2321%	Fecal		CFU/100 mL	200	283.2	86400	-	124,801.2
5439000	5/21/1998	98	98	0.2602	25.50	2269	19.2321%	Fecal		CFU/100 mL	200	283.2	86400	-	124,801.2
5439000	7/9/1998	98	98	0.2602	25.50	2269	19.2321%	Fecal		CFU/100 mL	200	283.2	86400	-	124,801.2
5439000	2/16/1999	98	98	0.2602	25.50	2269	19.2321%	Fecal		CFU/100 mL	200	283.2	86400	-	124,801.2
5439000	3/21/1999	98	98	0.2602	25.50	2269	19.2321%	Fecal		CFU/100 mL	200	283.2	86400	-	124,801.2
5439000	7/6/2000	98	98	0.2602	25.50	2269	19.2321%	Fecal		CFU/100 mL	200	283.2	86400	-	124,801.2
5439000	3/26/2001	98	98	0.2602	25.50	2269	19.2321%	Fecal		CFU/100 mL	200	283.2	86400	-	124,801.2
5439000	6/5/2009	98	98	0.2602	25.50	2269	19.2321%	Fecal		CFU/100 mL	200	283.2	86400	-	124,801.2
5439000	6/1/2015	97.9	97.9	0.2602	25.48	2279	19.3168%	Fecal		CFU/100 mL	200	283.2	86400	-	124,673.8
5439000	5/20/2015	97.8	97.8	0.2602	25.45	2280	19.3253%	Fecal		CFU/100 mL	200	283.2	86400	-	124,546.5
5439000	4/27/2017	97.8	97.8	0.2602	25.45	2280	19.3253%	Fecal		CFU/100 mL	200	283.2	86400	-	124,546.5
5439000	4/28/2002	97.7	97.7	0.2602	25.42	2282	19.3423%	Fecal		CFU/100 mL	200	283.2	86400	-	124,419.1
5439000	6/16/2002	97.7	97.7	0.2602	25.42	2282	19.3423%	Fecal		CFU/100 mL	200	283.2	86400	-	124,419.1
5439000	2/4/2016	97.6	97.6	0.2602	25.40	2284	19.3592%	Fecal		CFU/100 mL	200	283.2	86400	-	124,291.8
5439000	6/19/2019	97.6	97.6	0.2602	25.40	2284	19.3592%	Fecal		CFU/100 mL	200	283.2	86400	-	124,291.8
5439000	4/16/2007	97.5	97.5	0.2602	25.37	2286	19.3762%	Fecal		CFU/100 mL	200	283.2	86400	-	124,164.4
5439000	1/15/2008	97.5	97.5	0.2602	25.37	2286	19.3762%	Fecal		CFU/100 mL	200	283.2	86400	-	124,164.4
5439000	12/2/2019	97.5	97.5	0.2602	25.37	2286	19.3762%	Fecal		CFU/100 mL	200	283.2	86400	-	124,164.4
5439000	7/6/2015	97.3	97.3	0.2602	25.32	2289	19.4016%	Fecal		CFU/100 mL	200	283.2	86400	-	123,909.7
5439000	4/15/2009	97.2	97.2	0.2602	25.29	2290	19.4101%	Fecal		CFU/100 mL	200	283.2	86400	-	123,782.4
5439000	7/26/2010	97.2	97.2	0.2602	25.29	2290	19.4101%	Fecal		CFU/100 mL	200	283.2	86400	-	123,782.4
5439000	2/7/1990	97	97	0.2602	25.24	2292	19.4270%	Fecal		CFU/100 mL	200	283.2	86400	-	123,527.7
5439000	3/26/1990	97	97	0.2602	25.24	2292	19.4270%	Fecal		CFU/100 mL	200	283.2	86400	-	123,527.7
5439000	4/14/1990	97	97	0.2602	25.24	2292	19.4270%	Fecal		CFU/100 mL	200	283.2	86400	-	123,527.7
5439000	12/10/1990	97	97	0.2602	25.24	2292	19.4270%	Fecal		CFU/100 mL	200	283.2	86400	-	123,527.7
5439000	4/23/1991	97	97	0.2602	25.24	2292	19.4270%	Fecal		CFU/100 mL	200	283.2	86400	-	123,527.7
5439000	2/2/1993	97	97	0.2602	25.24	2292	19.4270%	Fecal		CFU/100 mL	200	283.2	86400	-	123,527.7
5439000	3/17/1993	97	97	0.2602	25.24	2292	19.4270%	Fecal		CFU/100 mL	200	283.2	86400	-	123,527.7
5439000	9/19/1993	97	97	0.2602	25.24	2292	19.4270%	Fecal		CFU/100 mL	200	283.2	86400	-	123,527.7
5439000	11/29/1994	97	97	0.2602	25.24	2292	19.4270%	Fecal		CFU/100 mL	200	283.2	86400	-	123,527.7
5439000	5/26/1997	97	97	0.2602	25.24	2292	19.4270%	Fecal		CFU/100 mL	200	283.2	86400	-	123,527.7
5439000	2/18/1998	97	97	0.2602	25.24	2292	19.4270%	Fecal		CFU/100 mL	200	283.2	86400	-	123,527.7
5439000	3/13/1998	97	97	0.2602	25.24	2292	19.4270%	Fecal		CFU/100 mL	200	283.2	86400	-	123,527.7
5439000	5/25/2006	97	97	0.2602	25.24	2292	19.4270%	Fecal		CFU/100 mL	200	283.2	86400	-	123,527.7
5439000	10/28/2008	96.9	96.9	0.2602	25.22	2305	19.5372%	Fecal		CFU/100 mL	200	283.2	86400	-	123,400.3
5439000	12/8/2015	96.9	96.9	0.2602	25.22	2305	19.5372%	Fecal		CFU/100 mL	200	283.2	86400	-	123,400.3
5439000	12/1/2016	96.9	96.9	0.2602	25.22	2305	19.5372%	Fecal		CFU/100 mL	200	283.2	86400	-	123,400.3
5439000	5/4/2007	96.7	96.7	0.2602	25.16	2308	19.5626%	Fecal		CFU/100 mL	200	283.2	86400	-	123,145.6
5439000	10/1/2008	96.7	96.7	0.2602	25.16	2308	19.5626%	Fecal		CFU/100 mL	200	283.2	86400	-	123,145.6
5439000	11/14/2008	96.7	96.7	0.2602	25.16	2308	19.5626%	Fecal		CFU/100 mL	200	283.2	86400	-	123,145.6
5439000	6/25/2016	96.7	96.7	0.2602	25.16	2308	19.5626%	Fecal		CFU/100 mL	200	283.2	86400	-	123,145.6
5439000	11/30/2019	96.7	96.7	0.2602	25.16	2308	19.5626%	Fecal		CFU/100 mL	200	283.2	86400	-	123,145.6
5439000	5/24/2017	96.6	96.6	0.2602	25.14	2313	19.6050%	Fecal		CFU/100 mL	200	283.2	86400	-	123,018.3
5439000	3/3/2009	96.3	96.3	0.2602	25.06	2314	19.6135%	Fecal		CFU/100 mL	200	283.2	86400	-	122,636.2
5439000	3/8/2010	96.3	96.3	0.2602	25.06	2314	19.6135%	Fecal		CFU/100 mL	200	283.2	86400	-	122,636.2
5439000	1/8/2016	96.3	96.3	0.2602	25.06	2314	19.6135%	Fecal		CFU/100 mL	200	283.2	86400	-	122,636.2
5439000	11/24/2019	96.3	96.3	0.2602	25.06	2314	19.6135%	Fecal		CFU/100 mL	200	283.2	86400	-	122,636.2
5439000	12/14/2008	96.2	96.2	0.2602	25.03	2318	19.6474%	Fecal		CFU/100 mL	200	283.2	86400	-	122,508.9
5439000	2/1/2012	96.2	96.2	0.2602	25.03	2318	19.6474%	Fecal		CFU/100 mL	200	283.2	86400	-	122,508.9
5439000	10/19/2017	96.2	96.2	0.2602	25.03	2318	19.6474%	Fecal		CFU/100 mL	200	283.2	86400	-	122,508.9
5439000	5/28/2002	96.1	96.1	0.2602	25.01	2321	19.6728%	Fecal		CFU/100 mL	200	283.2	86400	-	122,381.5
5439000	4/4/2004	96.1	96.1	0.2602	25.01	2321	19.6728%	Fecal		CFU/100 mL	200	283.2	86400	-	122,381.5
5439000	11/15/2008	96.1	96.1	0.2602	25.01	2321	19.6728%	Fecal		CFU/100 mL	200	283.2	86400	-	122,381.5
5439000	12/22/2011	96.1	96.1	0.2602	25.01	2321	19.6728%	Fecal		CFU/100 mL	200	283.2	86400	-	122,381.5
5439000	5/7/1991	96	96	0.2602	24.98	2325	19.7067%	Fecal		CFU/100 mL	200	283.2	86400	-	122,254.2
5439000	3/12/1992	96	96	0.2602	24.98	2325	19.7067%	Fecal		CFU/100 mL	200	283.2	86400	-	122,254.2
5439000	3/13/1993	96	96	0.2602	24.98	2325	19.7067%	Fecal		CFU/100 mL	200	283.2	86400	-	122,254.2
5439000	8/4/1996	96	96	0.2602	24.98	2325	19.7067%	Fecal		CFU/100 mL	200	283.2	86400	-	122,254.2
5439000	8/14/1996	96	96	0.2602	24.98	2325	19.7067%	Fecal		CFU/100 mL	200	283.2	86400	-	122,254.2
5439000	3/13/1997	96	96	0.2602	24.98	2325	19.7067%	Fecal		CFU/100 mL	200	283.2	86400	-	122,254.2
5439000	3/14/1997	96	96	0.2602	24.98	2325	19.7067%	Fecal		CFU/100 mL	200	283.2	86400	-	122,254.2
5439000	5/12/1997	96	96	0.2602	24.98	2325	19.7067%	Fecal		CFU/100 mL	200	283.2	86400	-	122,254.2
5439000	3/17/1998	96	96	0.2602	24.98	2325	19.7067%	Fecal		CFU/100 mL	200	283.2	86400	-	122,254.2
5439000	6/9/1999	96	96	0.2602	24.98	2325	19.7067%	Fecal		CFU/100 mL	200	283.2	86400	-	122,254.2
5439000	4/14/2001	96	96	0.2602	24.98	2325	19.7067%	Fecal		CFU/100 mL	200	283.2	86400	-	122,254.2
5439000	6/1/2001	96	96	0.2602	24.98	2325	19.7067%	Fecal		CFU/100 mL	200	283.2	86400	-	122,254.2
5439000	2/18/2009	96	96	0.2602	24.98	2325	19.7067%	Fecal		CFU/100 mL	200	283.2	86400	-	122,254.2
5439000	2/21/2014	95.9	95.9	0.2602	24.96	2338	19.8169%	Fecal		CFU/100 mL	200	283.2	86400	-	122,126.9
5439000	7/4/2021	95.9	95.9	0.2602	24.96	2338	19.8169%	Fecal		CFU/100 mL	200	283.2	86400	-	122,126.9
5439000	7/9/2015	95.8	95.8	0.2602	24.93	2340	19.8339%	Fecal		CFU/100 mL	200	283.2	86400	-	121,999.5
5439000	4/12/2010	95.7	95.7	0.2602	24.90	2341	19.8423%	Fecal		CFU/100 mL	200	283.2	86400	-	121,872.2
5439000	6/21/2011	95.7	95.7	0.2602	24.90	2341	19.8423%	Fecal		CFU/100 mL	200	283.2	86400	-	121,872.2
5439000	7/30/2017	95.7	95.7	0.2602	24.90	2341	19.8423%	Fecal		CFU/100 mL	200	283.2	86400	-	121,872.2
5439000	3/25/2020	95.7	95.7	0.2602	24.90	2341	19.8423%	Fecal		CFU/100 mL	200	283.2	86400	-	121,872.2
5439000	2/24/2002	95.6	95.6	0.2602	24.88	2345	19.8763%	Fecal		CFU/100 mL	200	283.2	86400	-	121,744.8
5439000	3/15/2002	95.6	95.6	0.2602	24.88	2345	19.8763%	Fecal		CFU/100 mL	200	283.2	86400	-	121,744.8
5439000	11/25/2009	95.4	95.4	0.2602	24.83	2347	19.8932%	Fecal		CFU/100 mL	200	283.2	86400	-	121,490.1
5439000	4/15/2014	95.4	95.4	0.2602	24.83	2347	19.8932%	Fecal		CFU/100 mL	200	283.2	86400	-	121,490.1
5439000	10/20/1993	95.3	95.3	0.2602	24.80	2349	19.9102%	Fecal		CFU/100 mL	200	283.2	86400	-	121,362.8
5439000	5/25/2018	95.3	95.3	0.2602	24.80	2349	19.9102%	Fecal		CFU/100 mL	200	283.2	86400	-	121,362.8
5439000	5/30/2017	95.2	95.2	0.2602	24.77	2351	19.9271%	Fecal		CFU/100 mL	200	283.2	86400	-	121,235.4
5439000	3/23/2009	95.1	95.1	0.2602	24.75	2352	19.9356%	Fecal		CFU/100 mL	200	283.2	86400	-	121,108.1
5439000	4/15/1990	95	95	0.2602	24.72	2353	19.9441%	Fecal		CFU/100 mL	200	283.2	86400	-	120,980.7
5439000	6/15/1990	95	95	0.2602	24.72	2353	19.9441%	Fecal		CFU/100 mL	200	283.2	86400	-	120,980.7
5439000	12/16/1990	95	95	0.2602	24.72	2353	19.9441%	Fecal		CFU/100 mL	200	283.2	86400	-	120,980.7
5439000	12/20/1990	95	95	0.2602	24.72	2353	19.9441%	Fecal		CFU/100 mL	200	283.2	86400	-	120,980.7
5439000	5/22/1991	95	95	0.2602	24.72	2353	19.9441%	Fecal		CFU/100 mL	200	283.2	86400	-	120,980.7
5439000	3/25/1992	95	95	0.2602	24.72	2353	19.9441%	Fecal		CFU/100 mL	200	283.2	86400	-	120,980.7
5439000	3/14/1995	95	95	0.2602	24.72	2353	19.9441%	Fecal		CFU/100 mL	200	283.2	86400	-	120,980.7
5439000	5/23/1999	95	95	0.2602	24.72	2353	19.9441%	Fecal		CFU/100 mL	200	283.2	86400	-	120,980.7
5439000	6/10/2001	95	95	0.2602	24.72	2353	19.9441%	Fecal		CFU/100 mL	200	283.2	86400	-	120,980.7
5439000	6/10/2006	95	95	0.2602	24.72	2353	19.9441%	Fecal		CFU/100 mL	200	283.2	86400	-	120,980.7
5439000	3/26/2011	95	95	0.2602	24.72	2353	19.9441%	Fecal		CFU/100 mL	200	283.2	86400	-	120,980.7
5439000	4/4/2016	95	95	0.2602	24.72	2353	19.9441%	Fecal		CFU/100 mL	200	283.2	86400	-	120,980.7
5439000	11/29/2019	95	95	0.2602	24.72	2353	19.9441%	Fecal		CFU/100 mL	200	283.2	86400	-	120,980.7
5439000	3/25/2010	94.9	94.9	0.2602	24.70	2366	20.0542%	Fecal		CFU/100 mL	200	283.2	86400	-	120,853.4
5439000	12/9/2018	94.9	94.9	0.2602	24.70	2366	20.0542%	Fecal		CFU/100 mL	200	283.2	86400	-	120,853.4
5439000	11/8/2009	94.7	94.7	0.2602	24.64	2368	20.0712%	Fecal		CFU/100 mL	200	283.2	86400	-	120,598.7
5439000	8/21/2014	94.7	94.7	0.2602	24.64	2368	20.0712%	Fecal		CFU/100 mL	200	283.2	86400	-	120,598.7
5439000	7/16/2015	94.6	94.6	0.2602	24.62	2370	20.0882%	Fecal		CFU/100 mL	200	283.2	86400	-	120,471.3
5439000	1/4/2020	94.6	94.6	0.2602	24.62	2370	20.0882%	Fecal		CFU/100 mL	200	283.2	86400	-	120,471.3
5439000	3/16/2011	94.5	94.5	0.2602	24.59	2372	20.1051%	Fecal		CFU/100 mL	200	283.2	86400	-	120,344.0
5439000	3/19/2020	94.5	94.5	0.2602	24.59	2372	20.1051%	Fecal		CFU/100 mL	200	283.2	86400	-	120,344.0
5439000	4/20/2008	94.4	94.4	0.2602	24.57	2374	20.1221%	Fecal		CFU/100 mL	200	283.2	86400	-	120,216.6
5439000	1/5/2016	94.4	94.4	0.2602	24.57	2374	20.1221%	Fecal		CFU/100 mL	200	283.2	86400	-	120,216.6

Gage ID	Date	Discharge (CFS)	Gage Discharge (less Surrogate NPDES) (CFS)	Watershed Area Ratio	Calculated flow (CFS)	Rank	Flow Exceedance %	Parameter	Results	Units (mg or micro_gram	Limit/Standard	100mL/CF	sec/day	Actual Load (million colonies/day)	Allowable Load (million colonies/day)
5439000	1/18/2016	94.4	94.4	0.2602	24.57	2374	20.1221%	Fecal		CFU/100 mL	200	283.2	86400	-	120,216.6
5439000	3/30/2016	94.4	94.4	0.2602	24.57	2374	20.1221%	Fecal		CFU/100 mL	200	283.2	86400	-	120,216.6
5439000	4/7/2020	94.4	94.4	0.2602	24.57	2374	20.1221%	Fecal		CFU/100 mL	200	283.2	86400	-	120,216.6
5439000	7/11/2021	94.4	94.4	0.2602	24.57	2374	20.1221%	Fecal		CFU/100 mL	200	283.2	86400	-	120,216.6
5439000	7/1/2015	94.3	94.3	0.2602	24.54	2380	20.1729%	Fecal		CFU/100 mL	200	283.2	86400	-	120,089.3
5439000	5/4/2003	94.1	94.1	0.2602	24.49	2381	20.1814%	Fecal		CFU/100 mL	200	283.2	86400	-	119,834.6
5439000	4/18/2019	94.1	94.1	0.2602	24.49	2381	20.1814%	Fecal		CFU/100 mL	200	283.2	86400	-	119,834.6
5439000	1/20/2020	94.1	94.1	0.2602	24.49	2381	20.1814%	Fecal		CFU/100 mL	200	283.2	86400	-	119,834.6
5439000	6/17/1990	94	94	0.2602	24.46	2384	20.2068%	Fecal		CFU/100 mL	200	283.2	86400	-	119,707.2
5439000	2/8/1991	94	94	0.2602	24.46	2384	20.2068%	Fecal		CFU/100 mL	200	283.2	86400	-	119,707.2
5439000	4/3/1991	94	94	0.2602	24.46	2384	20.2068%	Fecal		CFU/100 mL	200	283.2	86400	-	119,707.2
5439000	11/18/1992	94	94	0.2602	24.46	2384	20.2068%	Fecal		CFU/100 mL	200	283.2	86400	-	119,707.2
5439000	7/30/1993	94	94	0.2602	24.46	2384	20.2068%	Fecal		CFU/100 mL	200	283.2	86400	-	119,707.2
5439000	6/4/2001	94	94	0.2602	24.46	2384	20.2068%	Fecal		CFU/100 mL	200	283.2	86400	-	119,707.2
5439000	5/24/2009	94	94	0.2602	24.46	2384	20.2068%	Fecal		CFU/100 mL	200	283.2	86400	-	119,707.2
5439000	5/22/2017	93.9	93.9	0.2602	24.44	2391	20.2661%	Fecal		CFU/100 mL	200	283.2	86400	-	119,579.9
5439000	6/11/2019	93.9	93.9	0.2602	24.44	2391	20.2661%	Fecal		CFU/100 mL	200	283.2	86400	-	119,579.9
5439000	10/17/2019	93.9	93.9	0.2602	24.44	2391	20.2661%	Fecal		CFU/100 mL	200	283.2	86400	-	119,579.9
5439000	11/10/2019	93.9	93.9	0.2602	24.44	2391	20.2661%	Fecal		CFU/100 mL	200	283.2	86400	-	119,579.9
5439000	12/3/2019	93.9	93.9	0.2602	24.44	2391	20.2661%	Fecal		CFU/100 mL	200	283.2	86400	-	119,579.9
5439000	12/12/2003	93.8	93.8	0.2602	24.41	2396	20.3085%	Fecal		CFU/100 mL	200	283.2	86400	-	119,452.5
5439000	5/29/2002	93.6	93.6	0.2602	24.36	2397	20.3170%	Fecal		CFU/100 mL	200	283.2	86400	-	119,197.8
5439000	5/23/2003	93.6	93.6	0.2602	24.36	2397	20.3170%	Fecal		CFU/100 mL	200	283.2	86400	-	119,197.8
5439000	5/23/2017	93.5	93.5	0.2602	24.33	2399	20.3340%	Fecal		CFU/100 mL	200	283.2	86400	-	119,070.5
5439000	10/21/1993	93.4	93.4	0.2602	24.31	2400	20.3424%	Fecal		CFU/100 mL	200	283.2	86400	-	118,943.1
5439000	6/1/2008	93.4	93.4	0.2602	24.31	2400	20.3424%	Fecal		CFU/100 mL	200	283.2	86400	-	118,943.1
5439000	6/30/2010	93.4	93.4	0.2602	24.31	2400	20.3424%	Fecal		CFU/100 mL	200	283.2	86400	-	118,943.1
5439000	7/12/2014	93.4	93.4	0.2602	24.31	2400	20.3424%	Fecal		CFU/100 mL	200	283.2	86400	-	118,943.1
5439000	1/5/2019	93.4	93.4	0.2602	24.31	2400	20.3424%	Fecal		CFU/100 mL	200	283.2	86400	-	118,943.1
5439000	1/18/2020	93.4	93.4	0.2602	24.31	2400	20.3424%	Fecal		CFU/100 mL	200	283.2	86400	-	118,943.1
5439000	5/30/2020	93.4	93.4	0.2602	24.31	2400	20.3424%	Fecal		CFU/100 mL	200	283.2	86400	-	118,943.1
5439000	4/25/2004	93.3	93.3	0.2602	24.28	2407	20.4018%	Fecal		CFU/100 mL	200	283.2	86400	-	118,815.8
5439000	11/20/2017	93.3	93.3	0.2602	24.28	2407	20.4018%	Fecal		CFU/100 mL	200	283.2	86400	-	118,815.8
5439000	3/8/2018	93.3	93.3	0.2602	24.28	2407	20.4018%	Fecal		CFU/100 mL	200	283.2	86400	-	118,815.8
5439000	1/14/2016	93.2	93.2	0.2602	24.25	2410	20.4272%	Fecal		CFU/100 mL	200	283.2	86400	-	118,688.5
5439000	8/22/2002	93.1	93.1	0.2602	24.23	2411	20.4357%	Fecal		CFU/100 mL	200	283.2	86400	-	118,561.1
5439000	6/21/2004	93.1	93.1	0.2602	24.23	2411	20.4357%	Fecal		CFU/100 mL	200	283.2	86400	-	118,561.1
5439000	5/5/1991	93	93	0.2602	24.20	2413	20.4526%	Fecal		CFU/100 mL	200	283.2	86400	-	118,433.8
5439000	2/28/1992	93	93	0.2602	24.20	2413	20.4526%	Fecal		CFU/100 mL	200	283.2	86400	-	118,433.8
5439000	12/6/1992	93	93	0.2602	24.20	2413	20.4526%	Fecal		CFU/100 mL	200	283.2	86400	-	118,433.8
5439000	1/10/1993	93	93	0.2602	24.20	2413	20.4526%	Fecal		CFU/100 mL	200	283.2	86400	-	118,433.8
5439000	11/27/1994	93	93	0.2602	24.20	2413	20.4526%	Fecal		CFU/100 mL	200	283.2	86400	-	118,433.8
5439000	5/20/1997	93	93	0.2602	24.20	2413	20.4526%	Fecal		CFU/100 mL	200	283.2	86400	-	118,433.8
5439000	3/28/1998	93	93	0.2602	24.20	2413	20.4526%	Fecal		CFU/100 mL	200	283.2	86400	-	118,433.8
5439000	11/13/1998	93	93	0.2602	24.20	2413	20.4526%	Fecal		CFU/100 mL	200	283.2	86400	-	118,433.8
5439000	6/6/2000	93	93	0.2602	24.20	2413	20.4526%	Fecal		CFU/100 mL	200	283.2	86400	-	118,433.8
5439000	2/23/2004	93	93	0.2602	24.20	2413	20.4526%	Fecal		CFU/100 mL	200	283.2	86400	-	118,433.8
5439000	4/11/2007	93	93	0.2602	24.20	2413	20.4526%	Fecal		CFU/100 mL	200	283.2	86400	-	118,433.8
5439000	12/17/2008	93	93	0.2602	24.20	2413	20.4526%	Fecal		CFU/100 mL	200	283.2	86400	-	118,433.8
5439000	12/20/2008	93	93	0.2602	24.20	2413	20.4526%	Fecal		CFU/100 mL	200	283.2	86400	-	118,433.8
5439000	6/6/2009	93	93	0.2602	24.20	2413	20.4526%	Fecal		CFU/100 mL	200	283.2	86400	-	118,433.8
5439000	1/30/2010	92.9	92.9	0.2602	24.18	2427	20.5713%	Fecal		CFU/100 mL	200	283.2	86400	-	118,306.4
5439000	5/4/2011	92.9	92.9	0.2602	24.18	2427	20.5713%	Fecal		CFU/100 mL	200	283.2	86400	-	118,306.4
5439000	3/12/2012	92.8	92.8	0.2602	24.15	2429	20.5882%	Fecal		CFU/100 mL	200	283.2	86400	-	118,179.1
5439000	4/22/2017	92.8	92.8	0.2602	24.15	2429	20.5882%	Fecal		CFU/100 mL	200	283.2	86400	-	118,179.1
5439000	6/12/2019	92.8	92.8	0.2602	24.15	2429	20.5882%	Fecal		CFU/100 mL	200	283.2	86400	-	118,179.1
5439000	2/14/2019	92.7	92.7	0.2602	24.12	2432	20.6137%	Fecal		CFU/100 mL	200	283.2	86400	-	118,051.7
5439000	4/21/2004	92.6	92.6	0.2602	24.10	2433	20.6221%	Fecal		CFU/100 mL	200	283.2	86400	-	117,924.4
5439000	7/9/2014	92.6	92.6	0.2602	24.10	2433	20.6221%	Fecal		CFU/100 mL	200	283.2	86400	-	117,924.4
5439000	3/27/2019	92.6	92.6	0.2602	24.10	2433	20.6221%	Fecal		CFU/100 mL	200	283.2	86400	-	117,924.4
5439000	4/10/2009	92.5	92.5	0.2602	24.07	2436	20.6476%	Fecal		CFU/100 mL	200	283.2	86400	-	117,797.0
5439000	4/13/2015	92.5	92.5	0.2602	24.07	2436	20.6476%	Fecal		CFU/100 mL	200	283.2	86400	-	117,797.0
5439000	7/19/2015	92.5	92.5	0.2602	24.07	2436	20.6476%	Fecal		CFU/100 mL	200	283.2	86400	-	117,797.0
5439000	5/30/2002	92.4	92.4	0.2602	24.05	2439	20.6730%	Fecal		CFU/100 mL	200	283.2	86400	-	117,669.7
5439000	4/16/2002	92.3	92.3	0.2602	24.02	2440	20.6815%	Fecal		CFU/100 mL	200	283.2	86400	-	117,542.3
5439000	4/9/2016	92.3	92.3	0.2602	24.02	2440	20.6815%	Fecal		CFU/100 mL	200	283.2	86400	-	117,542.3
5439000	3/9/2020	92.3	92.3	0.2602	24.02	2440	20.6815%	Fecal		CFU/100 mL	200	283.2	86400	-	117,542.3
5439000	5/1/2006	92.2	92.2	0.2602	23.99	2443	20.7069%	Fecal		CFU/100 mL	200	283.2	86400	-	117,415.0
5439000	11/29/2009	92.2	92.2	0.2602	23.99	2443	20.7069%	Fecal		CFU/100 mL	200	283.2	86400	-	117,415.0
5439000	2/3/2019	92.2	92.2	0.2602	23.99	2443	20.7069%	Fecal		CFU/100 mL	200	283.2	86400	-	117,415.0
5439000	6/20/2019	92.2	92.2	0.2602	23.99	2443	20.7069%	Fecal		CFU/100 mL	200	283.2	86400	-	117,415.0
5439000	2/25/2020	92.2	92.2	0.2602	23.99	2443	20.7069%	Fecal		CFU/100 mL	200	283.2	86400	-	117,415.0
5439000	10/26/2001	92.1	92.1	0.2602	23.97	2448	20.7493%	Fecal		CFU/100 mL	200	283.2	86400	-	117,287.6
5439000	2/6/1990	92	92	0.2602	23.94	2449	20.7578%	Fecal		CFU/100 mL	200	283.2	86400	-	117,160.3
5439000	5/16/1991	92	92	0.2602	23.94	2449	20.7578%	Fecal		CFU/100 mL	200	283.2	86400	-	117,160.3
5439000	5/17/1991	92	92	0.2602	23.94	2449	20.7578%	Fecal		CFU/100 mL	200	283.2	86400	-	117,160.3
5439000	1/17/1992	92	92	0.2602	23.94	2449	20.7578%	Fecal		CFU/100 mL	200	283.2	86400	-	117,160.3
5439000	12/23/1992	92	92	0.2602	23.94	2449	20.7578%	Fecal		CFU/100 mL	200	283.2	86400	-	117,160.3
5439000	7/6/1993	92	92	0.2602	23.94	2449	20.7578%	Fecal		CFU/100 mL	200	283.2	86400	-	117,160.3
5439000	11/2/1994	92	92	0.2602	23.94	2449	20.7578%	Fecal		CFU/100 mL	200	283.2	86400	-	117,160.3
5439000	5/21/1995	92	92	0.2602	23.94	2449	20.7578%	Fecal		CFU/100 mL	200	283.2	86400	-	117,160.3
5439000	5/9/1996	92	92	0.2602	23.94	2449	20.7578%	Fecal		CFU/100 mL	200	283.2	86400	-	117,160.3
5439000	1/4/1998	92	92	0.2602	23.94	2449	20.7578%	Fecal		CFU/100 mL	200	283.2	86400	-	117,160.3
5439000	5/22/1998	92	92	0.2602	23.94	2449	20.7578%	Fecal		CFU/100 mL	200	283.2	86400	-	117,160.3
5439000	6/10/1999	92	92	0.2602	23.94	2449	20.7578%	Fecal		CFU/100 mL	200	283.2	86400	-	117,160.3
5439000	9/8/2007	92	92	0.2602	23.94	2449	20.7578%	Fecal		CFU/100 mL	200	283.2	86400	-	117,160.3
5439000	5/4/2002	91.9	91.9	0.2602	23.92	2462	20.8679%	Fecal		CFU/100 mL	200	283.2	86400	-	117,032.9
5439000	3/24/2013	91.9	91.9	0.2602	23.92	2462	20.8679%	Fecal		CFU/100 mL	200	283.2	86400	-	117,032.9
5439000	5/24/2016	91.9	91.9	0.2602	23.92	2462	20.8679%	Fecal		CFU/100 mL	200	283.2	86400	-	117,032.9
5439000	4/7/2007	91.8	91.8	0.2602	23.89	2465	20.8934%	Fecal		CFU/100 mL	200	283.2	86400	-	116,905.6
5439000	10/29/2008	91.7	91.7	0.2602	23.86	2466	20.9018%	Fecal		CFU/100 mL	200	283.2	86400	-	116,778.2
5439000	2/21/2008	91.6	91.6	0.2602	23.84	2467	20.9103%	Fecal		CFU/100 mL	200	283.2	86400	-	116,650.9
5439000	10/9/2008	91.6	91.6	0.2602	23.84	2467	20.9103%	Fecal		CFU/100 mL	200	283.2	86400	-	116,650.9
5439000	3/15/2016	91.6	91.6	0.2602	23.84	2467	20.9103%	Fecal		CFU/100 mL	200	283.2	86400	-	116,650.9
5439000	2/25/2011	91.5	91.5	0.2602	23.81	2470	20.9358%	Fecal		CFU/100 mL	200	283.2	86400	-	116,523.5
5439000	12/9/2015	91.5	91.5	0.2602	23.81	2470	20.9358%	Fecal		CFU/100 mL	200	283.2	86400	-	116,523.5
5439000	12/12/2006	91.4	91.4	0.2602	23.78	2472	20.9527%	Fecal		CFU/100 mL	200	283.2	86400	-	116,396.2
5439000	6/1/2013	91.4	91.4	0.2602	23.78	2472	20.9527%	Fecal		CFU/100 mL	200	283.2	86400	-	116,396.2
5439000	1/11/2019	91.3	91.3	0.2602	23.76	2474	20.9697%	Fecal		CFU/100 mL	200	283.2	86400	-	116,268.8
5439000	5/20/2017	91.2	91.2	0.2602	23.73	2475	20.9781%	Fecal		CFU/100 mL	200	283.2	86400	-	116,141.5
5439000	2/11/1990	91	91	0.2602	23.68	2476	20.9866%	Fecal		CFU/100 mL	200	283.2	86400	-	115,886.8
5439000	5/28/1990	91	91	0.2602	23.68	2476	20.9866%	Fecal		CFU/100 mL	200	283.2	86400	-	115,886.8
5439000	12/5/1992	91	91	0.2602	23.68	2476	20.9866%	Fecal		CFU/100 mL	200	283.2	86400	-	115,886.8
5439000	5/13/1993	91	91	0.2602	23.68	2476	20.9866%	Fecal		CFU/100 mL	200	283.2	86400	-	115,886.8
5439000	6/10/1995	91	91	0.2602	23.68	2476	20.9866%	Fecal		CFU/100 mL	200	283.2	86400	-	115,886.8
5439000	1/5/1997	91	91	0.2602	23.68	2476	20.9866%	Fecal		CFU/100 mL	200	283.2	86400	-	115,886.8
5439000	5/3/1997	91	91	0.2602	23.68	2476	20.9866%	Fecal		CFU/100 mL	200	283.2	86400	-	115,886.8
5439000	3/27/1998	91	91	0.2602	23.68	2476	20.9866%	Fecal		CFU/100 mL	200	283.2	86400	-	115,886.8
5439000	7/5/1998	91	91	0.2602	23.68	2476	20.9866%	Fecal		CFU/100 mL	200	283.2	86400	-	115,886.8
5439000	3/19/2016	91	91	0.2602	23.68	2476	20.9866%	Fecal		CFU/100 mL	200	283.2	86400	-	115,886.8
5439000	5/19/2017	91	91	0.2602	23.68	2476	20.9866%	Fecal		CFU/100 mL	200	283.2	86400	-	115,886.8
5439000	6/15/2019	91	91	0.2602	23.68	2476	20.9866%	Fecal		CFU/100 mL	200	283.2	86400	-	115,886.8
5439000	3/9/2012	90.9	90.9	0.2602	23.65	2488	21.0883%	Fecal		CFU/100 mL	200	283.2	86400	-	115,759.4
5439000	7/1/1994	90.8	90.8	0.2602	23.63	2489	21.0968%	Fecal		CFU/100 mL	200	283.2	86400	-	115,632.1
5439000	3/29/2016	90.8	90.8	0.2602	23.63	2489	21.0968%	Fecal		CFU/100 mL	200	283.2	86400	-	115,632.1
5439000	5/31/2018	90.8	90.8	0.2602	23.63	2489	21.0968%	Fecal		CFU/100 mL	200	283.2	86400	-	115,632.1
5439000	4/30/2015	90.7	90.7	0.2602	23.60	2492	21.1222%	Fecal		CFU/100 mL	200	283.2	86400	-	115,504.8
5439000	6/17/2002	90.6	90.6	0.2602	23.58	2493	21.1307%	Fecal		CFU/100 mL	200	283.2	86400	-	115,377.4
5439000	12/6/2011	90.6	90.6	0.2602	23.58	2493	21.1307%	Fecal		CFU/100 mL	200	283.2	86400	-	115,377.4
5439000	6/3/2016	90.6	90.6	0.2602	23.58	2493	21.1307%	Fecal		CFU/100 mL	200	283.2	86400	-	115,377.4
5439000	10/24/2019	90.6	90.6	0.2602	23.58	2493	21.1307%	Fecal		CFU/100 mL	200	283.2	86400	-	115,377.4
5439000	5/12/2012	90.4	90.4	0.2602	23.52	2497	21.1646%	Fecal		CFU/100 mL	200	283.2	86400	-	115,122.7
5439000	1/3/2010	90.3	90.3	0.2602	23.50	2498	21.1731%	Fecal		CFU/100 mL	200	283.2	86400	-	114,995.4
5439000	3/18/2015	90.3	90.3	0.2602	23.50	2498	21.1731%	Fecal		CFU/100 mL	200	283.2	86400	-	114,995.4
5439000	4/15/2013	90.1	90.1	0.2602	23.45	2500	21.1900%	Fecal		CFU/100 mL	200	283.2	86400	-	114,740.7

Gage ID	Date	Discharge (CFS)	Gage Discharge (less Surrogate NPDES) (CFS)	Watershed Area Ratio	Calculated flow (CFS)	Rank	Flow Exceedance %	Parameter	Results	Units (mg or micro_gram	Limit/Standard	100mL/CF	sec/day	Actual Load (million colonies/day)	Allowable Load (million colonies/day)
5439000	5/7/2020	90.1	90.1	0.2602	23.45	2500	21.1900%	Fecal		CFU/100 mL	200	283.2	86400	-	114,740.7
5439000	2/25/1990	90	90	0.2602	23.42	2502	21.2070%	Fecal		CFU/100 mL	200	283.2	86400	-	114,613.3
5439000	8/12/1990	90	90	0.2602	23.42	2502	21.2070%	Fecal		CFU/100 mL	200	283.2	86400	-	114,613.3
5439000	12/7/1990	90	90	0.2602	23.42	2502	21.2070%	Fecal		CFU/100 mL	200	283.2	86400	-	114,613.3
5439000	4/4/1991	90	90	0.2602	23.42	2502	21.2070%	Fecal		CFU/100 mL	200	283.2	86400	-	114,613.3
5439000	6/7/1991	90	90	0.2602	23.42	2502	21.2070%	Fecal		CFU/100 mL	200	283.2	86400	-	114,613.3
5439000	11/6/1992	90	90	0.2602	23.42	2502	21.2070%	Fecal		CFU/100 mL	200	283.2	86400	-	114,613.3
5439000	12/24/1992	90	90	0.2602	23.42	2502	21.2070%	Fecal		CFU/100 mL	200	283.2	86400	-	114,613.3
5439000	3/14/1993	90	90	0.2602	23.42	2502	21.2070%	Fecal		CFU/100 mL	200	283.2	86400	-	114,613.3
5439000	10/4/1993	90	90	0.2602	23.42	2502	21.2070%	Fecal		CFU/100 mL	200	283.2	86400	-	114,613.3
5439000	10/10/1993	90	90	0.2602	23.42	2502	21.2070%	Fecal		CFU/100 mL	200	283.2	86400	-	114,613.3
5439000	3/16/1994	90	90	0.2602	23.42	2502	21.2070%	Fecal		CFU/100 mL	200	283.2	86400	-	114,613.3
5439000	11/18/1994	90	90	0.2602	23.42	2502	21.2070%	Fecal		CFU/100 mL	200	283.2	86400	-	114,613.3
5439000	12/24/1994	90	90	0.2602	23.42	2502	21.2070%	Fecal		CFU/100 mL	200	283.2	86400	-	114,613.3
5439000	1/6/1995	90	90	0.2602	23.42	2502	21.2070%	Fecal		CFU/100 mL	200	283.2	86400	-	114,613.3
5439000	3/15/1995	90	90	0.2602	23.42	2502	21.2070%	Fecal		CFU/100 mL	200	283.2	86400	-	114,613.3
5439000	4/9/1995	90	90	0.2602	23.42	2502	21.2070%	Fecal		CFU/100 mL	200	283.2	86400	-	114,613.3
5439000	4/26/1995	90	90	0.2602	23.42	2502	21.2070%	Fecal		CFU/100 mL	200	283.2	86400	-	114,613.3
5439000	5/4/1997	90	90	0.2602	23.42	2502	21.2070%	Fecal		CFU/100 mL	200	283.2	86400	-	114,613.3
5439000	3/2/1998	90	90	0.2602	23.42	2502	21.2070%	Fecal		CFU/100 mL	200	283.2	86400	-	114,613.3
5439000	6/24/1999	90	90	0.2602	23.42	2502	21.2070%	Fecal		CFU/100 mL	200	283.2	86400	-	114,613.3
5439000	6/30/2000	90	90	0.2602	23.42	2502	21.2070%	Fecal		CFU/100 mL	200	283.2	86400	-	114,613.3
5439000	2/19/2009	90	90	0.2602	23.42	2502	21.2070%	Fecal		CFU/100 mL	200	283.2	86400	-	114,613.3
5439000	5/25/2009	90	90	0.2602	23.42	2502	21.2070%	Fecal		CFU/100 mL	200	283.2	86400	-	114,613.3
5439000	4/8/2011	90	90	0.2602	23.42	2502	21.2070%	Fecal		CFU/100 mL	200	283.2	86400	-	114,613.3
5439000	3/5/2012	90	90	0.2602	23.42	2502	21.2070%	Fecal		CFU/100 mL	200	283.2	86400	-	114,613.3
5439000	2/28/1994	89.9	89.9	0.2602	23.39	2527	21.4189%	Fecal		CFU/100 mL	200	283.2	86400	-	114,486.0
5439000	7/6/2013	89.9	89.9	0.2602	23.39	2527	21.4189%	Fecal		CFU/100 mL	200	283.2	86400	-	114,486.0
5439000	1/19/2020	89.9	89.9	0.2602	23.39	2527	21.4189%	Fecal		CFU/100 mL	200	283.2	86400	-	114,486.0
5439000	12/15/2008	89.8	89.8	0.2602	23.37	2530	21.4443%	Fecal		CFU/100 mL	200	283.2	86400	-	114,358.6
5439000	6/27/2006	89.7	89.7	0.2602	23.34	2531	21.4528%	Fecal		CFU/100 mL	200	283.2	86400	-	114,231.3
5439000	10/18/2019	89.7	89.7	0.2602	23.34	2531	21.4528%	Fecal		CFU/100 mL	200	283.2	86400	-	114,231.3
5439000	2/7/2020	89.7	89.7	0.2602	23.34	2531	21.4528%	Fecal		CFU/100 mL	200	283.2	86400	-	114,231.3
5439000	3/17/2011	89.6	89.6	0.2602	23.32	2534	21.4782%	Fecal		CFU/100 mL	200	283.2	86400	-	114,103.9
5439000	6/16/2018	89.6	89.6	0.2602	23.32	2534	21.4782%	Fecal		CFU/100 mL	200	283.2	86400	-	114,103.9
5439000	5/31/2002	89.5	89.5	0.2602	23.29	2536	21.4952%	Fecal		CFU/100 mL	200	283.2	86400	-	113,976.6
5439000	6/2/2015	89.5	89.5	0.2602	23.29	2536	21.4952%	Fecal		CFU/100 mL	200	283.2	86400	-	113,976.6
5439000	9/27/2008	89.4	89.4	0.2602	23.26	2538	21.5121%	Fecal		CFU/100 mL	200	283.2	86400	-	113,849.2
5439000	2/2/2016	89.4	89.4	0.2602	23.26	2538	21.5121%	Fecal		CFU/100 mL	200	283.2	86400	-	113,849.2
5439000	12/4/2019	89.4	89.4	0.2602	23.26	2538	21.5121%	Fecal		CFU/100 mL	200	283.2	86400	-	113,849.2
5439000	4/29/2002	89.3	89.3	0.2602	23.24	2541	21.5375%	Fecal		CFU/100 mL	200	283.2	86400	-	113,721.9
5439000	6/19/2004	89.3	89.3	0.2602	23.24	2541	21.5375%	Fecal		CFU/100 mL	200	283.2	86400	-	113,721.9
5439000	5/5/2011	89.3	89.3	0.2602	23.24	2541	21.5375%	Fecal		CFU/100 mL	200	283.2	86400	-	113,721.9
5439000	5/6/2011	89.3	89.3	0.2602	23.24	2541	21.5375%	Fecal		CFU/100 mL	200	283.2	86400	-	113,721.9
5439000	5/4/2015	89.3	89.3	0.2602	23.24	2541	21.5375%	Fecal		CFU/100 mL	200	283.2	86400	-	113,721.9
5439000	4/9/2011	89.2	89.2	0.2602	23.21	2546	21.5799%	Fecal		CFU/100 mL	200	283.2	86400	-	113,594.5
5439000	11/14/2011	89.2	89.2	0.2602	23.21	2546	21.5799%	Fecal		CFU/100 mL	200	283.2	86400	-	113,594.5
5439000	5/21/2015	89.2	89.2	0.2602	23.21	2546	21.5799%	Fecal		CFU/100 mL	200	283.2	86400	-	113,594.5
5439000	1/6/2016	89.2	89.2	0.2602	23.21	2546	21.5799%	Fecal		CFU/100 mL	200	283.2	86400	-	113,594.5
5439000	5/24/1990	89	89	0.2602	23.16	2550	21.6138%	Fecal		CFU/100 mL	200	283.2	86400	-	113,339.8
5439000	12/14/1990	89	89	0.2602	23.16	2550	21.6138%	Fecal		CFU/100 mL	200	283.2	86400	-	113,339.8
5439000	2/22/1991	89	89	0.2602	23.16	2550	21.6138%	Fecal		CFU/100 mL	200	283.2	86400	-	113,339.8
5439000	12/16/1991	89	89	0.2602	23.16	2550	21.6138%	Fecal		CFU/100 mL	200	283.2	86400	-	113,339.8
5439000	11/4/1992	89	89	0.2602	23.16	2550	21.6138%	Fecal		CFU/100 mL	200	283.2	86400	-	113,339.8
5439000	11/19/1992	89	89	0.2602	23.16	2550	21.6138%	Fecal		CFU/100 mL	200	283.2	86400	-	113,339.8
5439000	1/31/1993	89	89	0.2602	23.16	2550	21.6138%	Fecal		CFU/100 mL	200	283.2	86400	-	113,339.8
5439000	9/20/1993	89	89	0.2602	23.16	2550	21.6138%	Fecal		CFU/100 mL	200	283.2	86400	-	113,339.8
5439000	3/15/1997	89	89	0.2602	23.16	2550	21.6138%	Fecal		CFU/100 mL	200	283.2	86400	-	113,339.8
5439000	2/17/1999	89	89	0.2602	23.16	2550	21.6138%	Fecal		CFU/100 mL	200	283.2	86400	-	113,339.8
5439000	5/24/1999	89	89	0.2602	23.16	2550	21.6138%	Fecal		CFU/100 mL	200	283.2	86400	-	113,339.8
5439000	4/17/2001	89	89	0.2602	23.16	2550	21.6138%	Fecal		CFU/100 mL	200	283.2	86400	-	113,339.8
5439000	2/19/2005	89	89	0.2602	23.16	2550	21.6138%	Fecal		CFU/100 mL	200	283.2	86400	-	113,339.8
5439000	4/7/2008	89	89	0.2602	23.16	2550	21.6138%	Fecal		CFU/100 mL	200	283.2	86400	-	113,339.8
5439000	7/17/2021	88.9	88.9	0.2602	23.13	2564	21.7325%	Fecal		CFU/100 mL	200	283.2	86400	-	113,212.5
5439000	10/8/2018	88.8	88.8	0.2602	23.11	2565	21.7410%	Fecal		CFU/100 mL	200	283.2	86400	-	113,085.1
5439000	3/28/2019	88.7	88.7	0.2602	23.08	2566	21.7494%	Fecal		CFU/100 mL	200	283.2	86400	-	112,957.8
5439000	3/26/2020	88.7	88.7	0.2602	23.08	2566	21.7494%	Fecal		CFU/100 mL	200	283.2	86400	-	112,957.8
5439000	4/13/2010	88.6	88.6	0.2602	23.06	2568	21.7664%	Fecal		CFU/100 mL	200	283.2	86400	-	112,830.4
5439000	3/10/2008	88.5	88.5	0.2602	23.03	2569	21.7749%	Fecal		CFU/100 mL	200	283.2	86400	-	112,703.1
5439000	4/10/2016	88.5	88.5	0.2602	23.03	2569	21.7749%	Fecal		CFU/100 mL	200	283.2	86400	-	112,703.1
5439000	5/25/2017	88.4	88.4	0.2602	23.00	2571	21.7918%	Fecal		CFU/100 mL	200	283.2	86400	-	112,575.7
5439000	3/15/2020	88.4	88.4	0.2602	23.00	2571	21.7918%	Fecal		CFU/100 mL	200	283.2	86400	-	112,575.7
5439000	12/21/2008	88.3	88.3	0.2602	22.98	2573	21.8088%	Fecal		CFU/100 mL	200	283.2	86400	-	112,448.4
5439000	4/17/2007	88.2	88.2	0.2602	22.95	2574	21.8173%	Fecal		CFU/100 mL	200	283.2	86400	-	112,321.0
5439000	2/20/2005	88.1	88.1	0.2602	22.93	2575	21.8257%	Fecal		CFU/100 mL	200	283.2	86400	-	112,193.7
5439000	2/28/1990	88	88	0.2602	22.90	2576	21.8342%	Fecal		CFU/100 mL	200	283.2	86400	-	112,066.4
5439000	2/9/1991	88	88	0.2602	22.90	2576	21.8342%	Fecal		CFU/100 mL	200	283.2	86400	-	112,066.4
5439000	11/10/1992	88	88	0.2602	22.90	2576	21.8342%	Fecal		CFU/100 mL	200	283.2	86400	-	112,066.4
5439000	3/16/1993	88	88	0.2602	22.90	2576	21.8342%	Fecal		CFU/100 mL	200	283.2	86400	-	112,066.4
5439000	12/31/1994	88	88	0.2602	22.90	2576	21.8342%	Fecal		CFU/100 mL	200	283.2	86400	-	112,066.4
5439000	1/3/1995	88	88	0.2602	22.90	2576	21.8342%	Fecal		CFU/100 mL	200	283.2	86400	-	112,066.4
5439000	5/3/1995	88	88	0.2602	22.90	2576	21.8342%	Fecal		CFU/100 mL	200	283.2	86400	-	112,066.4
5439000	8/15/1996	88	88	0.2602	22.90	2576	21.8342%	Fecal		CFU/100 mL	200	283.2	86400	-	112,066.4
5439000	3/16/1999	88	88	0.2602	22.90	2576	21.8342%	Fecal		CFU/100 mL	200	283.2	86400	-	112,066.4
5439000	9/29/1999	88	88	0.2602	22.90	2576	21.8342%	Fecal		CFU/100 mL	200	283.2	86400	-	112,066.4
5439000	4/26/2000	88	88	0.2602	22.90	2576	21.8342%	Fecal		CFU/100 mL	200	283.2	86400	-	112,066.4
5439000	2/22/2001	88	88	0.2602	22.90	2576	21.8342%	Fecal		CFU/100 mL	200	283.2	86400	-	112,066.4
5439000	5/5/2007	88	88	0.2602	22.90	2576	21.8342%	Fecal		CFU/100 mL	200	283.2	86400	-	112,066.4
5439000	6/7/2009	88	88	0.2602	22.90	2576	21.8342%	Fecal		CFU/100 mL	200	283.2	86400	-	112,066.4
5439000	6/4/2016	88	88	0.2602	22.90	2576	21.8342%	Fecal		CFU/100 mL	200	283.2	86400	-	112,066.4
5439000	12/28/2006	87.9	87.9	0.2602	22.87	2591	21.9613%	Fecal		CFU/100 mL	200	283.2	86400	-	111,939.0
5439000	6/28/2014	87.9	87.9	0.2602	22.87	2591	21.9613%	Fecal		CFU/100 mL	200	283.2	86400	-	111,939.0
5439000	10/28/2017	87.9	87.9	0.2602	22.87	2591	21.9613%	Fecal		CFU/100 mL	200	283.2	86400	-	111,939.0
5439000	11/25/2019	87.9	87.9	0.2602	22.87	2591	21.9613%	Fecal		CFU/100 mL	200	283.2	86400	-	111,939.0
5439000	3/4/2017	87.7	87.7	0.2602	22.82	2595	21.9953%	Fecal		CFU/100 mL	200	283.2	86400	-	111,684.3
5439000	5/22/2010	87.6	87.6	0.2602	22.80	2596	22.0037%	Fecal		CFU/100 mL	200	283.2	86400	-	111,557.0
5439000	7/27/2007	87.5	87.5	0.2602	22.77	2597	22.0122%	Fecal		CFU/100 mL	200	283.2	86400	-	111,429.6
5439000	3/13/2012	87.5	87.5	0.2602	22.77	2597	22.0122%	Fecal		CFU/100 mL	200	283.2	86400	-	111,429.6
5439000	10/19/2019	87.5	87.5	0.2602	22.77	2597	22.0122%	Fecal		CFU/100 mL	200	283.2	86400	-	111,429.6
5439000	3/10/2004	87.4	87.4	0.2602	22.74	2600	22.0376%	Fecal		CFU/100 mL	200	283.2	86400	-	111,302.3
5439000	3/22/2011	87.4	87.4	0.2602	22.74	2600	22.0376%	Fecal		CFU/100 mL	200	283.2	86400	-	111,302.3
5439000	11/24/2015	87.4	87.4	0.2602	22.74	2600	22.0376%	Fecal		CFU/100 mL	200	283.2	86400	-	111,302.3
5439000	6/18/2016	87.4	87.4	0.2602	22.74	2600	22.0376%	Fecal		CFU/100 mL	200	283.2	86400	-	111,302.3
5439000	5/26/2010	87.1	87.1	0.2602	22.67	2604	22.0715%	Fecal		CFU/100 mL	200	283.2	86400	-	110,920.2
5439000	6/13/2010	87.1	87.1	0.2602	22.67	2604	22.0715%	Fecal		CFU/100 mL	200	283.2	86400	-	110,920.2
5439000	10/9/2018	87.1	87.1	0.2602	22.67	2604	22.0715%	Fecal		CFU/100 mL	200	283.2	86400	-	110,920.2
5439000	3/27/1990	87	87	0.2602	22.64	2607	22.0970%	Fecal		CFU/100 mL	200	283.2	86400	-	110,792.9
5439000	6/24/1990	87	87	0.2602	22.64	2607	22.0970%	Fecal		CFU/100 mL	200	283.2	86400	-	110,792.9
5439000	4/22/1992	87	87	0.2602	22.64	2607	22.0970%	Fecal		CFU/100 mL	200	283.2	86400	-	110,792.9
5439000	1/20/1995	87	87	0.2602	22.64	2607	22.0970%	Fecal		CFU/100 mL	200	283.2	86400	-	110,792.9
5439000	5/15/1996	87	87	0.2602	22.64	2607	22.0970%	Fecal		CFU/100 mL	200	283.2	86400	-	110,792.9
5439000	6/30/1996	87	87	0.2602	22.64	2607	22.0970%	Fecal		CFU/100 mL	200	283.2	86400	-	110,792.9
5439000	6/21/1998	87	87	0.2602	22.64	2607	22.0970%	Fecal		CFU/100 mL	200	283.2	86400	-	110,792.9
5439000	12/10/1998	87	87	0.2602	22.64	2607	22.0970%	Fecal		CFU/100 mL	200	283.2	86400	-	110,792.9
5439000	6/11/2000	87	87	0.2602	22.64	2607	22.0970%	Fecal		CFU/100 mL	200	283.2	86400	-	110,792.9
5439000	3/27/2001	87	87	0.2602	22.64	2607	22.0970%	Fecal		CFU/100 mL	200	283.2	86400	-	110,792.9
5439000	6/26/2009	87	87	0.2602	22.64	2607	22.0970%	Fecal		CFU/100 mL	200	283.2	86400	-	110,792.9
5439000	5/31/2013	87	87	0.2602	22.64	2607	22.0970%	Fecal		CFU/100 mL	200	283.2	86400	-	110,792.9
5439000	1/16/2020	87	87	0.2602	22.64	2607	22.0970%	Fecal		CFU/100 mL	200	283.2	86400	-	110,792.9
5439000	6/12/2021	87	87	0.2602	22.64	2607	22.0970%	Fecal		CFU/100 mL	200	283.2	86400	-	110,792.9
5439000	5/3/2015	86.9	86.9	0.2602	22.61	2621	22.2156%	Fecal		CFU/100 mL	200	283.2	86400	-	110,665.5
5439000	5/5/2002	86.7	86.7	0.2602	22.56	2622	22.2241%	Fecal		CFU/100 mL	200	283.2	86400	-	110,410.8
5439000	1/16/2008	86.7	86.7	0.2602	22.56	2622	22.2241%	Fecal		CFU/100 mL	200	283.2	86400	-	110,410.8
5439000	5/1/2002	86.6	86.6	0.2602	22.54	2624	22.2411%	Fecal		CFU/100 mL	200	283.2	86400	-	110,283.5
5439000	5/18/2008	86.5	86.5	0.2602	22.51	2625	22.2495%	Fecal		CFU/100 mL	200	283.2	86400	-	110,156.1

Gage ID	Date	Discharge (CFS)	Gage Discharge (less Surrogate NPDES) (CFS)	Watershed Area Ratio	Calculated flow (CFS)	Rank	Flow Exceedance %	Parameter	Results	Units (mg or micro_gram	Limit/Standard	100mL/CF	sec/day	Actual Load (million colonies/day)	Allowable Load (million colonies/day)
5439000	6/22/2011	86.5	86.5	0.2602	22.51	2625	22.2495%	Fecal		CFU/100 mL	200	283.2	86400	-	110,156.1
5439000	4/13/2021	86.5	86.5	0.2602	22.51	2625	22.2495%	Fecal		CFU/100 mL	200	283.2	86400	-	110,156.1
5439000	10/25/2021	86.4	86.4	0.2602	22.48	2628	22.2750%	Fecal		CFU/100 mL	200	283.2	86400	-	110,028.8
5439000	1/15/2016	86.3	86.3	0.2602	22.46	2629	22.2834%	Fecal		CFU/100 mL	200	283.2	86400	-	109,901.4
5439000	7/17/2020	86.3	86.3	0.2602	22.46	2629	22.2834%	Fecal		CFU/100 mL	200	283.2	86400	-	109,901.4
5439000	12/19/2006	86.2	86.2	0.2602	22.43	2631	22.3004%	Fecal		CFU/100 mL	200	283.2	86400	-	109,774.1
5439000	2/20/2022	86.2	86.2	0.2602	22.43	2631	22.3004%	Fecal		CFU/100 mL	200	283.2	86400	-	109,774.1
5439000	3/6/1990	86	86	0.2602	22.38	2633	22.3173%	Fecal		CFU/100 mL	200	283.2	86400	-	109,519.4
5439000	9/11/1992	86	86	0.2602	22.38	2633	22.3173%	Fecal		CFU/100 mL	200	283.2	86400	-	109,519.4
5439000	9/2/1993	86	86	0.2602	22.38	2633	22.3173%	Fecal		CFU/100 mL	200	283.2	86400	-	109,519.4
5439000	3/16/1995	86	86	0.2602	22.38	2633	22.3173%	Fecal		CFU/100 mL	200	283.2	86400	-	109,519.4
5439000	2/19/1998	86	86	0.2602	22.38	2633	22.3173%	Fecal		CFU/100 mL	200	283.2	86400	-	109,519.4
5439000	3/14/1998	86	86	0.2602	22.38	2633	22.3173%	Fecal		CFU/100 mL	200	283.2	86400	-	109,519.4
5439000	3/1/2000	86	86	0.2602	22.38	2633	22.3173%	Fecal		CFU/100 mL	200	283.2	86400	-	109,519.4
5439000	1/23/2012	86	86	0.2602	22.38	2633	22.3173%	Fecal		CFU/100 mL	200	283.2	86400	-	109,519.4
5439000	5/7/2013	86	86	0.2602	22.38	2633	22.3173%	Fecal		CFU/100 mL	200	283.2	86400	-	109,519.4
5439000	4/28/2017	86	86	0.2602	22.38	2633	22.3173%	Fecal		CFU/100 mL	200	283.2	86400	-	109,519.4
5439000	4/8/2020	86	86	0.2602	22.38	2633	22.3173%	Fecal		CFU/100 mL	200	283.2	86400	-	109,519.4
5439000	3/30/2019	85.9	85.9	0.2602	22.35	2644	22.4106%	Fecal		CFU/100 mL	200	283.2	86400	-	109,392.0
5439000	11/11/2019	85.9	85.9	0.2602	22.35	2644	22.4106%	Fecal		CFU/100 mL	200	283.2	86400	-	109,392.0
5439000	7/24/2016	85.8	85.8	0.2602	22.33	2647	22.4360%	Fecal		CFU/100 mL	200	283.2	86400	-	109,264.7
5439000	1/29/2017	85.8	85.8	0.2602	22.33	2647	22.4360%	Fecal		CFU/100 mL	200	283.2	86400	-	109,264.7
5439000	6/13/2019	85.8	85.8	0.2602	22.33	2647	22.4360%	Fecal		CFU/100 mL	200	283.2	86400	-	109,264.7
5439000	2/26/2011	85.7	85.7	0.2602	22.30	2650	22.4614%	Fecal		CFU/100 mL	200	283.2	86400	-	109,137.3
5439000	12/30/2018	85.7	85.7	0.2602	22.30	2650	22.4614%	Fecal		CFU/100 mL	200	283.2	86400	-	109,137.3
5439000	4/26/2004	85.6	85.6	0.2602	22.28	2652	22.4784%	Fecal		CFU/100 mL	200	283.2	86400	-	109,010.0
5439000	1/7/2009	85.6	85.6	0.2602	22.28	2652	22.4784%	Fecal		CFU/100 mL	200	283.2	86400	-	109,010.0
5439000	6/22/2010	85.6	85.6	0.2602	22.28	2652	22.4784%	Fecal		CFU/100 mL	200	283.2	86400	-	109,010.0
5439000	5/6/2002	85.5	85.5	0.2602	22.25	2655	22.5038%	Fecal		CFU/100 mL	200	283.2	86400	-	108,882.6
5439000	7/16/2014	85.5	85.5	0.2602	22.25	2655	22.5038%	Fecal		CFU/100 mL	200	283.2	86400	-	108,882.6
5439000	4/23/2017	85.5	85.5	0.2602	22.25	2655	22.5038%	Fecal		CFU/100 mL	200	283.2	86400	-	108,882.6
5439000	12/2/2006	85.4	85.4	0.2602	22.22	2658	22.5292%	Fecal		CFU/100 mL	200	283.2	86400	-	108,755.3
5439000	3/9/2008	85.4	85.4	0.2602	22.22	2658	22.5292%	Fecal		CFU/100 mL	200	283.2	86400	-	108,755.3
5439000	11/8/2011	85.4	85.4	0.2602	22.22	2658	22.5292%	Fecal		CFU/100 mL	200	283.2	86400	-	108,755.3
5439000	5/31/2017	85.4	85.4	0.2602	22.22	2658	22.5292%	Fecal		CFU/100 mL	200	283.2	86400	-	108,755.3
5439000	12/27/1993	85.3	85.3	0.2602	22.20	2662	22.5631%	Fecal		CFU/100 mL	200	283.2	86400	-	108,628.0
5439000	8/7/2010	85.2	85.2	0.2602	22.17	2663	22.5716%	Fecal		CFU/100 mL	200	283.2	86400	-	108,500.6
5439000	11/17/2015	85.1	85.1	0.2602	22.15	2664	22.5801%	Fecal		CFU/100 mL	200	283.2	86400	-	108,373.3
5439000	7/3/1990	85	85	0.2602	22.12	2665	22.5886%	Fecal		CFU/100 mL	200	283.2	86400	-	108,245.9
5439000	2/20/1991	85	85	0.2602	22.12	2665	22.5886%	Fecal		CFU/100 mL	200	283.2	86400	-	108,245.9
5439000	12/17/1991	85	85	0.2602	22.12	2665	22.5886%	Fecal		CFU/100 mL	200	283.2	86400	-	108,245.9
5439000	12/25/1992	85	85	0.2602	22.12	2665	22.5886%	Fecal		CFU/100 mL	200	283.2	86400	-	108,245.9
5439000	2/11/1993	85	85	0.2602	22.12	2665	22.5886%	Fecal		CFU/100 mL	200	283.2	86400	-	108,245.9
5439000	1/21/1995	85	85	0.2602	22.12	2665	22.5886%	Fecal		CFU/100 mL	200	283.2	86400	-	108,245.9
5439000	5/5/1997	85	85	0.2602	22.12	2665	22.5886%	Fecal		CFU/100 mL	200	283.2	86400	-	108,245.9
5439000	6/25/1997	85	85	0.2602	22.12	2665	22.5886%	Fecal		CFU/100 mL	200	283.2	86400	-	108,245.9
5439000	5/23/1998	85	85	0.2602	22.12	2665	22.5886%	Fecal		CFU/100 mL	200	283.2	86400	-	108,245.9
5439000	7/21/1999	85	85	0.2602	22.12	2665	22.5886%	Fecal		CFU/100 mL	200	283.2	86400	-	108,245.9
5439000	4/11/2001	85	85	0.2602	22.12	2665	22.5886%	Fecal		CFU/100 mL	200	283.2	86400	-	108,245.9
5439000	5/22/2015	85	85	0.2602	22.12	2665	22.5886%	Fecal		CFU/100 mL	200	283.2	86400	-	108,245.9
5439000	5/20/2018	85	85	0.2602	22.12	2665	22.5886%	Fecal		CFU/100 mL	200	283.2	86400	-	108,245.9
5439000	4/26/2020	85	85	0.2602	22.12	2665	22.5886%	Fecal		CFU/100 mL	200	283.2	86400	-	108,245.9
5439000	5/2/2006	84.9	84.9	0.2602	22.09	2679	22.7072%	Fecal		CFU/100 mL	200	283.2	86400	-	108,118.6
5439000	7/8/2013	84.9	84.9	0.2602	22.09	2679	22.7072%	Fecal		CFU/100 mL	200	283.2	86400	-	108,118.6
5439000	7/3/2018	84.7	84.7	0.2602	22.04	2681	22.7242%	Fecal		CFU/100 mL	200	283.2	86400	-	107,863.9
5439000	7/25/2007	84.6	84.6	0.2602	22.02	2682	22.7327%	Fecal		CFU/100 mL	200	283.2	86400	-	107,736.5
5439000	3/10/2012	84.6	84.6	0.2602	22.02	2682	22.7327%	Fecal		CFU/100 mL	200	283.2	86400	-	107,736.5
5439000	3/7/2017	84.6	84.6	0.2602	22.02	2682	22.7327%	Fecal		CFU/100 mL	200	283.2	86400	-	107,736.5
5439000	11/16/2008	84.5	84.5	0.2602	21.99	2685	22.7581%	Fecal		CFU/100 mL	200	283.2	86400	-	107,609.2
5439000	3/6/2009	84.5	84.5	0.2602	21.99	2685	22.7581%	Fecal		CFU/100 mL	200	283.2	86400	-	107,609.2
5439000	12/23/2011	84.5	84.5	0.2602	21.99	2685	22.7581%	Fecal		CFU/100 mL	200	283.2	86400	-	107,609.2
5439000	1/19/2016	84.5	84.5	0.2602	21.99	2685	22.7581%	Fecal		CFU/100 mL	200	283.2	86400	-	107,609.2
5439000	11/9/2009	84.4	84.4	0.2602	21.96	2689	22.7920%	Fecal		CFU/100 mL	200	283.2	86400	-	107,481.8
5439000	3/26/2010	84.4	84.4	0.2602	21.96	2689	22.7920%	Fecal		CFU/100 mL	200	283.2	86400	-	107,481.8
5439000	3/16/2020	84.4	84.4	0.2602	21.96	2689	22.7920%	Fecal		CFU/100 mL	200	283.2	86400	-	107,481.8
5439000	3/17/1994	84.3	84.3	0.2602	21.94	2692	22.8174%	Fecal		CFU/100 mL	200	283.2	86400	-	107,354.5
5439000	9/9/2007	84.3	84.3	0.2602	21.94	2692	22.8174%	Fecal		CFU/100 mL	200	283.2	86400	-	107,354.5
5439000	1/5/2020	84.3	84.3	0.2602	21.94	2692	22.8174%	Fecal		CFU/100 mL	200	283.2	86400	-	107,354.5
5439000	12/10/2018	84.2	84.2	0.2602	21.91	2695	22.8429%	Fecal		CFU/100 mL	200	283.2	86400	-	107,227.1
5439000	5/31/2020	84.2	84.2	0.2602	21.91	2695	22.8429%	Fecal		CFU/100 mL	200	283.2	86400	-	107,227.1
5439000	1/1/2007	84.1	84.1	0.2602	21.89	2697	22.8598%	Fecal		CFU/100 mL	200	283.2	86400	-	107,099.8
5439000	4/21/2008	84.1	84.1	0.2602	21.89	2697	22.8598%	Fecal		CFU/100 mL	200	283.2	86400	-	107,099.8
5439000	6/21/2013	84.1	84.1	0.2602	21.89	2697	22.8598%	Fecal		CFU/100 mL	200	283.2	86400	-	107,099.8
5439000	5/24/2015	84.1	84.1	0.2602	21.89	2697	22.8598%	Fecal		CFU/100 mL	200	283.2	86400	-	107,099.8
5439000	11/25/2015	84.1	84.1	0.2602	21.89	2697	22.8598%	Fecal		CFU/100 mL	200	283.2	86400	-	107,099.8
5439000	3/5/2019	84.1	84.1	0.2602	21.89	2697	22.8598%	Fecal		CFU/100 mL	200	283.2	86400	-	107,099.8
5439000	7/22/1990	84	84	0.2602	21.86	2703	22.9107%	Fecal		CFU/100 mL	200	283.2	86400	-	106,972.4
5439000	11/8/1990	84	84	0.2602	21.86	2703	22.9107%	Fecal		CFU/100 mL	200	283.2	86400	-	106,972.4
5439000	4/5/1991	84	84	0.2602	21.86	2703	22.9107%	Fecal		CFU/100 mL	200	283.2	86400	-	106,972.4
5439000	12/4/1991	84	84	0.2602	21.86	2703	22.9107%	Fecal		CFU/100 mL	200	283.2	86400	-	106,972.4
5439000	3/6/1992	84	84	0.2602	21.86	2703	22.9107%	Fecal		CFU/100 mL	200	283.2	86400	-	106,972.4
5439000	1/27/1993	84	84	0.2602	21.86	2703	22.9107%	Fecal		CFU/100 mL	200	283.2	86400	-	106,972.4
5439000	4/22/1995	84	84	0.2602	21.86	2703	22.9107%	Fecal		CFU/100 mL	200	283.2	86400	-	106,972.4
5439000	5/13/1997	84	84	0.2602	21.86	2703	22.9107%	Fecal		CFU/100 mL	200	283.2	86400	-	106,972.4
5439000	3/3/1998	84	84	0.2602	21.86	2703	22.9107%	Fecal		CFU/100 mL	200	283.2	86400	-	106,972.4
5439000	3/29/1998	84	84	0.2602	21.86	2703	22.9107%	Fecal		CFU/100 mL	200	283.2	86400	-	106,972.4
5439000	7/2/2000	84	84	0.2602	21.86	2703	22.9107%	Fecal		CFU/100 mL	200	283.2	86400	-	106,972.4
5439000	4/6/2001	84	84	0.2602	21.86	2703	22.9107%	Fecal		CFU/100 mL	200	283.2	86400	-	106,972.4
5439000	6/11/2001	84	84	0.2602	21.86	2703	22.9107%	Fecal		CFU/100 mL	200	283.2	86400	-	106,972.4
5439000	6/3/2002	84	84	0.2602	21.86	2703	22.9107%	Fecal		CFU/100 mL	200	283.2	86400	-	106,972.4
5439000	10/25/2019	83.9	83.9	0.2602	21.83	2717	23.0293%	Fecal		CFU/100 mL	200	283.2	86400	-	106,845.1
5439000	7/2/2015	83.7	83.7	0.2602	21.78	2718	23.0378%	Fecal		CFU/100 mL	200	283.2	86400	-	106,590.4
5439000	1/7/2016	83.7	83.7	0.2602	21.78	2718	23.0378%	Fecal		CFU/100 mL	200	283.2	86400	-	106,590.4
5439000	3/27/2011	83.6	83.6	0.2602	21.76	2720	23.0548%	Fecal		CFU/100 mL	200	283.2	86400	-	106,463.0
5439000	3/20/2013	83.6	83.6	0.2602	21.76	2720	23.0548%	Fecal		CFU/100 mL	200	283.2	86400	-	106,463.0
5439000	5/8/2020	83.6	83.6	0.2602	21.76	2720	23.0548%	Fecal		CFU/100 mL	200	283.2	86400	-	106,463.0
5439000	3/26/2008	83.5	83.5	0.2602	21.73	2723	23.0802%	Fecal		CFU/100 mL	200	283.2	86400	-	106,335.7
5439000	12/16/2008	83.5	83.5	0.2602	21.73	2723	23.0802%	Fecal		CFU/100 mL	200	283.2	86400	-	106,335.7
5439000	5/26/2018	83.5	83.5	0.2602	21.73	2723	23.0802%	Fecal		CFU/100 mL	200	283.2	86400	-	106,335.7
5439000	4/16/2014	83.4	83.4	0.2602	21.70	2726	23.1056%	Fecal		CFU/100 mL	200	283.2	86400	-	106,208.3
5439000	11/28/2016	83.4	83.4	0.2602	21.70	2726	23.1056%	Fecal		CFU/100 mL	200	283.2	86400	-	106,208.3
5439000	1/24/2018	83.4	83.4	0.2602	21.70	2726	23.1056%	Fecal		CFU/100 mL	200	283.2	86400	-	106,208.3
5439000	6/1/2002	83.2	83.2	0.2602	21.65	2729	23.1310%	Fecal		CFU/100 mL	200	283.2	86400	-	105,953.6
5439000	5/24/2011	83.2	83.2	0.2602	21.65	2729	23.1310%	Fecal		CFU/100 mL	200	283.2	86400	-	105,953.6
5439000	4/11/2016	83.2	83.2	0.2602	21.65	2729	23.1310%	Fecal		CFU/100 mL	200	283.2	86400	-	105,953.6
5439000	5/11/2021	83.2	83.2	0.2602	21.65	2729	23.1310%	Fecal		CFU/100 mL	200	283.2	86400	-	105,953.6
5439000	4/16/2009	83.1	83.1	0.2602	21.63	2733	23.1649%	Fecal		CFU/100 mL	200	283.2	86400	-	105,826.3
5439000	6/3/2015	83.1	83.1	0.2602	21.63	2733	23.1649%	Fecal		CFU/100 mL	200	283.2	86400	-	105,826.3
5439000	3/3/2021	83.1	83.1	0.2602	21.63	2733	23.1649%	Fecal		CFU/100 mL	200	283.2	86400	-	105,826.3
5439000	2/27/1990	83	83	0.2602	21.60	2736	23.1904%	Fecal		CFU/100 mL	200	283.2	86400	-	105,698.9
5439000	3/1/1990	83	83	0.2602	21.60	2736	23.1904%	Fecal		CFU/100 mL	200	283.2	86400	-	105,698.9
5439000	3/28/1990	83	83	0.2602	21.60	2736	23.1904%	Fecal		CFU/100 mL	200	283.2	86400	-	105,698.9
5439000	2/10/1991	83	83	0.2602	21.60	2736	23.1904%	Fecal		CFU/100 mL	200	283.2	86400	-	105,698.9
5439000	5/23/1991	83	83	0.2602	21.60	2736	23.1904%	Fecal		CFU/100 mL	200	283.2	86400	-	105,698.9
5439000	2/20/1992	83	83	0.2602	21.60	2736	23.1904%	Fecal		CFU/100 mL	200	283.2	86400	-	105,698.9
5439000	3/13/1992	83	83	0.2602	21.60	2736	23.1904%	Fecal		CFU/100 mL	200	283.2	86400	-	105,698.9
5439000	3/22/1993	83	83	0.2602	21.60	2736	23.1904%	Fecal		CFU/100 mL	200	283.2	86400	-	105,698.9
5439000	7/17/1996	83	83	0.2602	21.60	2736	23.1904%	Fecal		CFU/100 mL	200	283.2	86400	-	105,698.9
5439000	4/14/1997	83	83	0.2602	21.60	2736	23.1904%	Fecal		CFU/100 mL	200	283.2	86400	-	105,698.9
5439000	5/24/1998	83	83	0.2602	21.60	2736	23.1904%	Fecal		CFU/100 mL	200	283.2	86400	-	105,698.9
5439000	5/31/2000	83	83	0.2602	21.60	2736	23.1904%	Fecal		CFU/100 mL	200	283.2	86400	-	105,698.9
5439000	7/14/2000	83	83	0.2602	21.60	2736	23.1904%	Fecal		CFU/100 mL	200	283.2	86400	-	105,698.9
5439000	3/14/2001	83	83	0.2602	21.60	2736	23.1904%	Fecal		CFU/100 mL	200	283.2	86400	-	105,698.9
5439000	2/25/2002	83	83	0.2602	21.60	2736	23.1904%	Fecal		CFU/100 mL	200	283.2	86400	-	105,698.9
5439000	6/22/2004	83	83	0.2602	21.60	2736	23.1904%	Fecal		CFU/100 mL	200	283.2	86400	-	105,698.9

Gage ID	Date	Discharge (CFS)	Gage Discharge (less Surrogate NPDES) (CFS)	Watershed Area Ratio	Calculated flow (CFS)	Rank	Flow Exceedance %	Parameter	Results	Units (mg or micro_gram	Limit/Standard	100mL/CF	sec/day	Actual Load (million colonies/day)	Allowable Load (million colonies/day)
5439000	3/27/2008	83	83	0.2602	21.60	2736	23.1904%	Fecal		CFU/100 mL	200	283.2	86400	-	105,698.9
5439000	3/29/2019	83	83	0.2602	21.60	2736	23.1904%	Fecal		CFU/100 mL	200	283.2	86400	-	105,698.9
5439000	4/8/2007	82.9	82.9	0.2602	21.57	2754	23.3429%	Fecal		CFU/100 mL	200	283.2	86400	-	105,571.6
5439000	5/29/2008	82.9	82.9	0.2602	21.57	2754	23.3429%	Fecal		CFU/100 mL	200	283.2	86400	-	105,571.6
5439000	6/15/1994	82.8	82.8	0.2602	21.55	2756	23.3599%	Fecal		CFU/100 mL	200	283.2	86400	-	105,444.2
5439000	3/28/2008	82.8	82.8	0.2602	21.55	2756	23.3599%	Fecal		CFU/100 mL	200	283.2	86400	-	105,444.2
5439000	5/7/2011	82.8	82.8	0.2602	21.55	2756	23.3599%	Fecal		CFU/100 mL	200	283.2	86400	-	105,444.2
5439000	4/24/2017	82.8	82.8	0.2602	21.55	2756	23.3599%	Fecal		CFU/100 mL	200	283.2	86400	-	105,444.2
5439000	3/29/2021	82.8	82.8	0.2602	21.55	2756	23.3599%	Fecal		CFU/100 mL	200	283.2	86400	-	105,444.2
5439000	8/13/2007	82.7	82.7	0.2602	21.52	2761	23.4023%	Fecal		CFU/100 mL	200	283.2	86400	-	105,316.9
5439000	3/22/2021	82.6	82.6	0.2602	21.49	2762	23.4107%	Fecal		CFU/100 mL	200	283.2	86400	-	105,189.6
5439000	4/5/2004	82.5	82.5	0.2602	21.47	2763	23.4192%	Fecal		CFU/100 mL	200	283.2	86400	-	105,062.2
5439000	3/27/2020	82.5	82.5	0.2602	21.47	2763	23.4192%	Fecal		CFU/100 mL	200	283.2	86400	-	105,062.2
5439000	6/17/2008	82.3	82.3	0.2602	21.42	2765	23.4362%	Fecal		CFU/100 mL	200	283.2	86400	-	104,807.5
5439000	6/14/2014	82.3	82.3	0.2602	21.42	2765	23.4362%	Fecal		CFU/100 mL	200	283.2	86400	-	104,807.5
5439000	5/24/2003	82.2	82.2	0.2602	21.39	2767	23.4531%	Fecal		CFU/100 mL	200	283.2	86400	-	104,680.2
5439000	2/2/2012	82.2	82.2	0.2602	21.39	2767	23.4531%	Fecal		CFU/100 mL	200	283.2	86400	-	104,680.2
5439000	4/17/2002	82.1	82.1	0.2602	21.36	2769	23.4701%	Fecal		CFU/100 mL	200	283.2	86400	-	104,552.8
5439000	2/9/2005	82.1	82.1	0.2602	21.36	2769	23.4701%	Fecal		CFU/100 mL	200	283.2	86400	-	104,552.8
5439000	3/29/1990	82	82	0.2602	21.34	2771	23.4870%	Fecal		CFU/100 mL	200	283.2	86400	-	104,425.5
5439000	6/20/1990	82	82	0.2602	21.34	2771	23.4870%	Fecal		CFU/100 mL	200	283.2	86400	-	104,425.5
5439000	12/21/1990	82	82	0.2602	21.34	2771	23.4870%	Fecal		CFU/100 mL	200	283.2	86400	-	104,425.5
5439000	4/24/1991	82	82	0.2602	21.34	2771	23.4870%	Fecal		CFU/100 mL	200	283.2	86400	-	104,425.5
5439000	4/23/1992	82	82	0.2602	21.34	2771	23.4870%	Fecal		CFU/100 mL	200	283.2	86400	-	104,425.5
5439000	5/22/1995	82	82	0.2602	21.34	2771	23.4870%	Fecal		CFU/100 mL	200	283.2	86400	-	104,425.5
5439000	11/16/1995	82	82	0.2602	21.34	2771	23.4870%	Fecal		CFU/100 mL	200	283.2	86400	-	104,425.5
5439000	3/16/1997	82	82	0.2602	21.34	2771	23.4870%	Fecal		CFU/100 mL	200	283.2	86400	-	104,425.5
5439000	5/7/1997	82	82	0.2602	21.34	2771	23.4870%	Fecal		CFU/100 mL	200	283.2	86400	-	104,425.5
5439000	3/30/1998	82	82	0.2602	21.34	2771	23.4870%	Fecal		CFU/100 mL	200	283.2	86400	-	104,425.5
5439000	3/22/1999	82	82	0.2602	21.34	2771	23.4870%	Fecal		CFU/100 mL	200	283.2	86400	-	104,425.5
5439000	5/14/2000	82	82	0.2602	21.34	2771	23.4870%	Fecal		CFU/100 mL	200	283.2	86400	-	104,425.5
5439000	3/6/2001	82	82	0.2602	21.34	2771	23.4870%	Fecal		CFU/100 mL	200	283.2	86400	-	104,425.5
5439000	4/7/2001	82	82	0.2602	21.34	2771	23.4870%	Fecal		CFU/100 mL	200	283.2	86400	-	104,425.5
5439000	3/5/2010	82	82	0.2602	21.34	2771	23.4870%	Fecal		CFU/100 mL	200	283.2	86400	-	104,425.5
5439000	4/10/2011	82	82	0.2602	21.34	2771	23.4870%	Fecal		CFU/100 mL	200	283.2	86400	-	104,425.5
5439000	3/24/2004	81.8	81.8	0.2602	21.29	2787	23.6226%	Fecal		CFU/100 mL	200	283.2	86400	-	104,170.8
5439000	3/25/2022	153	153	0.1459	22.33	2646	22.4275%	Fecal		CFU/100 mL	200	283.2	86400	-	109,265.9
5439000	4/17/2006	81.7	81.7	0.2602	21.26	2788	23.6311%	Fecal		CFU/100 mL	200	283.2	86400	-	104,043.4
5439000	2/5/2012	81.7	81.7	0.2602	21.26	2788	23.6311%	Fecal		CFU/100 mL	200	283.2	86400	-	104,043.4
5439000	12/10/2015	81.7	81.7	0.2602	21.26	2788	23.6311%	Fecal		CFU/100 mL	200	283.2	86400	-	104,043.4
5439000	3/9/2018	81.6	81.6	0.2602	21.23	2791	23.6566%	Fecal		CFU/100 mL	200	283.2	86400	-	103,916.1
5439000	1/26/2019	81.6	81.6	0.2602	21.23	2791	23.6566%	Fecal		CFU/100 mL	200	283.2	86400	-	103,916.1
5439000	4/30/2002	81.5	81.5	0.2602	21.21	2793	23.6735%	Fecal		CFU/100 mL	200	283.2	86400	-	103,788.7
5439000	5/9/2002	81.4	81.4	0.2602	21.18	2794	23.6820%	Fecal		CFU/100 mL	200	283.2	86400	-	103,661.4
5439000	6/23/2011	81.4	81.4	0.2602	21.18	2794	23.6820%	Fecal		CFU/100 mL	200	283.2	86400	-	103,661.4
5439000	1/24/2012	81.4	81.4	0.2602	21.18	2794	23.6820%	Fecal		CFU/100 mL	200	283.2	86400	-	103,661.4
5439000	12/31/2006	81.3	81.3	0.2602	21.16	2797	23.7074%	Fecal		CFU/100 mL	200	283.2	86400	-	103,534.0
5439000	10/2/2008	81.3	81.3	0.2602	21.16	2797	23.7074%	Fecal		CFU/100 mL	200	283.2	86400	-	103,534.0
5439000	6/17/2013	81.3	81.3	0.2602	21.16	2797	23.7074%	Fecal		CFU/100 mL	200	283.2	86400	-	103,534.0
5439000	6/20/2004	81.2	81.2	0.2602	21.13	2800	23.7328%	Fecal		CFU/100 mL	200	283.2	86400	-	103,406.7
5439000	3/25/2014	81.2	81.2	0.2602	21.13	2800	23.7328%	Fecal		CFU/100 mL	200	283.2	86400	-	103,406.7
5439000	3/14/2016	81.2	81.2	0.2602	21.13	2800	23.7328%	Fecal		CFU/100 mL	200	283.2	86400	-	103,406.7
5439000	1/4/2010	81.1	81.1	0.2602	21.10	2803	23.7583%	Fecal		CFU/100 mL	200	283.2	86400	-	103,279.3
5439000	4/16/2013	81.1	81.1	0.2602	21.10	2803	23.7583%	Fecal		CFU/100 mL	200	283.2	86400	-	103,279.3
5439000	11/21/2017	81.1	81.1	0.2602	21.10	2803	23.7583%	Fecal		CFU/100 mL	200	283.2	86400	-	103,279.3
5439000	7/20/2019	81.1	81.1	0.2602	21.10	2803	23.7583%	Fecal		CFU/100 mL	200	283.2	86400	-	103,279.3
5439000	3/7/1990	81	81	0.2602	21.08	2807	23.7922%	Fecal		CFU/100 mL	200	283.2	86400	-	103,152.0
5439000	4/16/1990	81	81	0.2602	21.08	2807	23.7922%	Fecal		CFU/100 mL	200	283.2	86400	-	103,152.0
5439000	5/29/1990	81	81	0.2602	21.08	2807	23.7922%	Fecal		CFU/100 mL	200	283.2	86400	-	103,152.0
5439000	12/8/1990	81	81	0.2602	21.08	2807	23.7922%	Fecal		CFU/100 mL	200	283.2	86400	-	103,152.0
5439000	6/14/1991	81	81	0.2602	21.08	2807	23.7922%	Fecal		CFU/100 mL	200	283.2	86400	-	103,152.0
5439000	3/26/1992	81	81	0.2602	21.08	2807	23.7922%	Fecal		CFU/100 mL	200	283.2	86400	-	103,152.0
5439000	5/14/1993	81	81	0.2602	21.08	2807	23.7922%	Fecal		CFU/100 mL	200	283.2	86400	-	103,152.0
5439000	7/31/1993	81	81	0.2602	21.08	2807	23.7922%	Fecal		CFU/100 mL	200	283.2	86400	-	103,152.0
5439000	6/11/1995	81	81	0.2602	21.08	2807	23.7922%	Fecal		CFU/100 mL	200	283.2	86400	-	103,152.0
5439000	2/20/1998	81	81	0.2602	21.08	2807	23.7922%	Fecal		CFU/100 mL	200	283.2	86400	-	103,152.0
5439000	11/14/1998	81	81	0.2602	21.08	2807	23.7922%	Fecal		CFU/100 mL	200	283.2	86400	-	103,152.0
5439000	5/25/1999	81	81	0.2602	21.08	2807	23.7922%	Fecal		CFU/100 mL	200	283.2	86400	-	103,152.0
5439000	8/7/2000	81	81	0.2602	21.08	2807	23.7922%	Fecal		CFU/100 mL	200	283.2	86400	-	103,152.0
5439000	4/11/2009	80.9	80.9	0.2602	21.05	2820	23.9024%	Fecal		CFU/100 mL	200	283.2	86400	-	103,024.6
5439000	3/20/2016	80.9	80.9	0.2602	21.05	2820	23.9024%	Fecal		CFU/100 mL	200	283.2	86400	-	103,024.6
5439000	6/5/2016	80.9	80.9	0.2602	21.05	2820	23.9024%	Fecal		CFU/100 mL	200	283.2	86400	-	103,024.6
5439000	2/28/2019	80.8	80.8	0.2602	21.03	2823	23.9278%	Fecal		CFU/100 mL	200	283.2	86400	-	102,897.3
5439000	6/14/2010	80.7	80.7	0.2602	21.00	2824	23.9363%	Fecal		CFU/100 mL	200	283.2	86400	-	102,769.9
5439000	10/20/2019	80.7	80.7	0.2602	21.00	2824	23.9363%	Fecal		CFU/100 mL	200	283.2	86400	-	102,769.9
5439000	6/18/2002	80.6	80.6	0.2602	20.97	2826	23.9532%	Fecal		CFU/100 mL	200	283.2	86400	-	102,642.6
5439000	1/6/2019	80.6	80.6	0.2602	20.97	2826	23.9532%	Fecal		CFU/100 mL	200	283.2	86400	-	102,642.6
5439000	6/21/2019	80.6	80.6	0.2602	20.97	2826	23.9532%	Fecal		CFU/100 mL	200	283.2	86400	-	102,642.6
5439000	4/25/2017	80.5	80.5	0.2602	20.95	2829	23.9786%	Fecal		CFU/100 mL	200	283.2	86400	-	102,515.2
5439000	6/2/2002	80.2	80.2	0.2602	20.87	2830	23.9871%	Fecal		CFU/100 mL	200	283.2	86400	-	102,133.2
5439000	6/6/2007	80.2	80.2	0.2602	20.87	2830	23.9871%	Fecal		CFU/100 mL	200	283.2	86400	-	102,133.2
5439000	12/29/2016	80.2	80.2	0.2602	20.87	2830	23.9871%	Fecal		CFU/100 mL	200	283.2	86400	-	102,133.2
5439000	4/26/2017	80.2	80.2	0.2602	20.87	2830	23.9871%	Fecal		CFU/100 mL	200	283.2	86400	-	102,133.2
5439000	3/18/2011	80.1	80.1	0.2602	20.84	2834	24.0210%	Fecal		CFU/100 mL	200	283.2	86400	-	102,005.8
5439000	1/12/2019	80.1	80.1	0.2602	20.84	2834	24.0210%	Fecal		CFU/100 mL	200	283.2	86400	-	102,005.8
5439000	7/5/2021	80.1	80.1	0.2602	20.84	2834	24.0210%	Fecal		CFU/100 mL	200	283.2	86400	-	102,005.8
5439000	2/12/1990	80	80	0.2602	20.82	2837	24.0464%	Fecal		CFU/100 mL	200	283.2	86400	-	101,878.5
5439000	6/19/1990	80	80	0.2602	20.82	2837	24.0464%	Fecal		CFU/100 mL	200	283.2	86400	-	101,878.5
5439000	12/30/1990	80	80	0.2602	20.82	2837	24.0464%	Fecal		CFU/100 mL	200	283.2	86400	-	101,878.5
5439000	12/7/1992	80	80	0.2602	20.82	2837	24.0464%	Fecal		CFU/100 mL	200	283.2	86400	-	101,878.5
5439000	12/26/1992	80	80	0.2602	20.82	2837	24.0464%	Fecal		CFU/100 mL	200	283.2	86400	-	101,878.5
5439000	1/12/1993	80	80	0.2602	20.82	2837	24.0464%	Fecal		CFU/100 mL	200	283.2	86400	-	101,878.5
5439000	3/15/1993	80	80	0.2602	20.82	2837	24.0464%	Fecal		CFU/100 mL	200	283.2	86400	-	101,878.5
5439000	8/23/1993	80	80	0.2602	20.82	2837	24.0464%	Fecal		CFU/100 mL	200	283.2	86400	-	101,878.5
5439000	11/30/1994	80	80	0.2602	20.82	2837	24.0464%	Fecal		CFU/100 mL	200	283.2	86400	-	101,878.5
5439000	1/23/1995	80	80	0.2602	20.82	2837	24.0464%	Fecal		CFU/100 mL	200	283.2	86400	-	101,878.5
5439000	2/18/1999	80	80	0.2602	20.82	2837	24.0464%	Fecal		CFU/100 mL	200	283.2	86400	-	101,878.5
5439000	2/3/2001	80	80	0.2602	20.82	2837	24.0464%	Fecal		CFU/100 mL	200	283.2	86400	-	101,878.5
5439000	3/2/2004	80	80	0.2602	20.82	2837	24.0464%	Fecal		CFU/100 mL	200	283.2	86400	-	101,878.5
5439000	12/27/2007	80	80	0.2602	20.82	2837	24.0464%	Fecal		CFU/100 mL	200	283.2	86400	-	101,878.5
5439000	2/19/2013	80	80	0.2602	20.82	2837	24.0464%	Fecal		CFU/100 mL	200	283.2	86400	-	101,878.5
5439000	4/14/2010	79.9	79.9	0.2602	20.79	2852	24.1736%	Fecal		CFU/100 mL	200	283.2	86400	-	101,751.2
5439000	4/5/2016	79.9	79.9	0.2602	20.79	2852	24.1736%	Fecal		CFU/100 mL	200	283.2	86400	-	101,751.2
5439000	6/1/2020	79.9	79.9	0.2602	20.79	2852	24.1736%	Fecal		CFU/100 mL	200	283.2	86400	-	101,751.2
5439000	7/16/2008	79.8	79.8	0.2602	20.77	2855	24.1990%	Fecal		CFU/100 mL	200	283.2	86400	-	101,623.8
5439000	1/31/2010	79.8	79.8	0.2602	20.77	2855	24.1990%	Fecal		CFU/100 mL	200	283.2	86400	-	101,623.8
5439000	11/26/2019	79.7	79.7	0.2602	20.74	2857	24.2160%	Fecal		CFU/100 mL	200	283.2	86400	-	101,496.5
5439000	2/27/2011	79.6	79.6	0.2602	20.71	2859	24.2329%	Fecal		CFU/100 mL	200	283.2	86400	-	101,369.1
5439000	3/11/2012	79.6	79.6	0.2602	20.71	2859	24.2329%	Fecal		CFU/100 mL	200	283.2	86400	-	101,369.1
5439000	4/27/2019	79.6	79.6	0.2602	20.71	2859	24.2329%	Fecal		CFU/100 mL	200	283.2	86400	-	101,369.1
5439000	6/1/2003	79.5	79.5	0.2602	20.69	2862	24.2583%	Fecal		CFU/100 mL	200	283.2	86400	-	101,241.8
5439000	12/20/2006	79.4	79.4	0.2602	20.66	2863	24.2668%	Fecal		CFU/100 mL	200	283.2	86400	-	101,114.4
5439000	10/30/2008	79.4	79.4	0.2602	20.66	2863	24.2668%	Fecal		CFU/100 mL	200	283.2	86400	-	101,114.4
5439000	3/5/2017	79.4	79.4	0.2602	20.66	2863	24.2668%	Fecal		CFU/100 mL	200	283.2	86400	-	101,114.4
5439000	7/4/2019	79.4	79.4	0.2602	20.66	2863	24.2668%	Fecal		CFU/100 mL	200	283.2	86400	-	101,114.4
5439000	2/21/2005	79.3	79.3	0.2602	20.64	2867	24.3007%	Fecal		CFU/100 mL	200	283.2	86400	-	100,987.1
5439000	4/17/2009	79.3	79.3	0.2602	20.64	2867	24.3007%	Fecal		CFU/100 mL	200	283.2	86400	-	100,987.1
5439000	12/19/1993	79.2	79.2	0.2602	20.61	2869	24.3177%	Fecal		CFU/100 mL	200	283.2	86400	-	100,859.7
5439000	2/2/2019	79.2	79.2	0.2602	20.61	2869	24.3177%	Fecal		CFU/100 mL	200	283.2	86400	-	100,859.7
5439000	4/9/2020	79.2	79.2	0.2602	20.61	2869	24.3177%	Fecal		CFU/100 mL	200	283.2	86400	-	100,859.7
5439000	6/2/2013	79.1	79.1	0.2602	20.58	2872	24.3431%	Fecal		CFU/100 mL	200	283.2	86400	-	100,732.4
5439000	5/6/2018	79.1	79.1	0.2602	20.58	2872	24.3431%	Fecal		CFU/100 mL	200	283.2	86400	-	100,732.4
5439000	12/5/2019	79.1	79.1	0.2602	20.58	2872	24.3431%	Fecal		CFU/100 mL	200	283.2	86400	-	100,732.4
5439000	6/8/1991	79	79	0.2602	20.56	2876	24.3770%	Fecal		CFU/100 mL	200	283.2	86400	-	100,605.0
5439000	9/3/1993	79	79	0.2602	20.56	2876	24.3770%	Fecal		CFU/100 mL	200	283.2	86400	-	100,605.0

Gage ID	Date	Discharge (CFS)	Gage Discharge (less Surrogate NPDES) (CFS)	Watershed Area Ratio	Calculated flow (CFS)	Rank	Flow Exceedance %	Parameter	Results	Units (mg or micro_gram	Limit/Standard	100mL/CF	sec/day	Actual Load (million colonies/day)	Allowable Load (million colonies/day)
5439000	1/1/1995	79	79	0.2602	20.56	2876	24.3770%	Fecal		CFU/100 mL	200	283.2	86400	-	100,605.0
5439000	3/17/1995	79	79	0.2602	20.56	2876	24.3770%	Fecal		CFU/100 mL	200	283.2	86400	-	100,605.0
5439000	12/12/1996	79	79	0.2602	20.56	2876	24.3770%	Fecal		CFU/100 mL	200	283.2	86400	-	100,605.0
5439000	1/12/1998	79	79	0.2602	20.56	2876	24.3770%	Fecal		CFU/100 mL	200	283.2	86400	-	100,605.0
5439000	10/22/1998	79	79	0.2602	20.56	2876	24.3770%	Fecal		CFU/100 mL	200	283.2	86400	-	100,605.0
5439000	7/7/2000	79	79	0.2602	20.56	2876	24.3770%	Fecal		CFU/100 mL	200	283.2	86400	-	100,605.0
5439000	4/18/2001	79	79	0.2602	20.56	2876	24.3770%	Fecal		CFU/100 mL	200	283.2	86400	-	100,605.0
5439000	7/14/2007	79	79	0.2602	20.56	2876	24.3770%	Fecal		CFU/100 mL	200	283.2	86400	-	100,605.0
5439000	5/8/2013	79	79	0.2602	20.56	2876	24.3770%	Fecal		CFU/100 mL	200	283.2	86400	-	100,605.0
5439000	3/17/2020	79	79	0.2602	20.56	2876	24.3770%	Fecal		CFU/100 mL	200	283.2	86400	-	100,605.0
5439000	4/6/2014	78.9	78.9	0.2602	20.53	2888	24.4787%	Fecal		CFU/100 mL	200	283.2	86400	-	100,477.7
5439000	5/30/2018	78.9	78.9	0.2602	20.53	2888	24.4787%	Fecal		CFU/100 mL	200	283.2	86400	-	100,477.7
5439000	3/4/2009	78.8	78.8	0.2602	20.51	2890	24.4957%	Fecal		CFU/100 mL	200	283.2	86400	-	100,350.3
5439000	5/21/2014	78.8	78.8	0.2602	20.51	2890	24.4957%	Fecal		CFU/100 mL	200	283.2	86400	-	100,350.3
5439000	9/10/2014	78.8	78.8	0.2602	20.51	2890	24.4957%	Fecal		CFU/100 mL	200	283.2	86400	-	100,350.3
5439000	2/6/2005	78.7	78.7	0.2602	20.48	2893	24.5211%	Fecal		CFU/100 mL	200	283.2	86400	-	100,223.0
5439000	1/20/2016	78.7	78.7	0.2602	20.48	2893	24.5211%	Fecal		CFU/100 mL	200	283.2	86400	-	100,223.0
5439000	2/13/2019	78.7	78.7	0.2602	20.48	2893	24.5211%	Fecal		CFU/100 mL	200	283.2	86400	-	100,223.0
5439000	7/22/2008	78.6	78.6	0.2602	20.45	2896	24.5465%	Fecal		CFU/100 mL	200	283.2	86400	-	100,095.6
5439000	12/7/2011	78.6	78.6	0.2602	20.45	2896	24.5465%	Fecal		CFU/100 mL	200	283.2	86400	-	100,095.6
5439000	7/10/2015	78.6	78.6	0.2602	20.45	2896	24.5465%	Fecal		CFU/100 mL	200	283.2	86400	-	100,095.6
5439000	1/21/2016	78.5	78.5	0.2602	20.43	2899	24.5720%	Fecal		CFU/100 mL	200	283.2	86400	-	99,968.3
5439000	4/21/2002	78.4	78.4	0.2602	20.40	2900	24.5804%	Fecal		CFU/100 mL	200	283.2	86400	-	99,840.9
5439000	3/5/2009	78.4	78.4	0.2602	20.40	2900	24.5804%	Fecal		CFU/100 mL	200	283.2	86400	-	99,840.9
5439000	11/27/2011	78.4	78.4	0.2602	20.40	2900	24.5804%	Fecal		CFU/100 mL	200	283.2	86400	-	99,840.9
5439000	3/14/2012	78.4	78.4	0.2602	20.40	2900	24.5804%	Fecal		CFU/100 mL	200	283.2	86400	-	99,840.9
5439000	7/10/2014	78.4	78.4	0.2602	20.40	2900	24.5804%	Fecal		CFU/100 mL	200	283.2	86400	-	99,840.9
5439000	5/7/2002	78.3	78.3	0.2602	20.38	2905	24.6228%	Fecal		CFU/100 mL	200	283.2	86400	-	99,713.6
5439000	4/18/2007	78.3	78.3	0.2602	20.38	2905	24.6228%	Fecal		CFU/100 mL	200	283.2	86400	-	99,713.6
5439000	12/24/2011	78.3	78.3	0.2602	20.38	2905	24.6228%	Fecal		CFU/100 mL	200	283.2	86400	-	99,713.6
5439000	7/3/2019	78.3	78.3	0.2602	20.38	2905	24.6228%	Fecal		CFU/100 mL	200	283.2	86400	-	99,713.6
5439000	6/1/2017	78.2	78.2	0.2602	20.35	2909	24.6567%	Fecal		CFU/100 mL	200	283.2	86400	-	99,586.2
5439000	3/27/2010	78.1	78.1	0.2602	20.32	2910	24.6652%	Fecal		CFU/100 mL	200	283.2	86400	-	99,458.9
5439000	3/31/2019	78.1	78.1	0.2602	20.32	2910	24.6652%	Fecal		CFU/100 mL	200	283.2	86400	-	99,458.9
5439000	9/3/2019	78.1	78.1	0.2602	20.32	2910	24.6652%	Fecal		CFU/100 mL	200	283.2	86400	-	99,458.9
5439000	2/5/1990	78	78	0.2602	20.30	2913	24.6906%	Fecal		CFU/100 mL	200	283.2	86400	-	99,331.5
5439000	5/8/1991	78	78	0.2602	20.30	2913	24.6906%	Fecal		CFU/100 mL	200	283.2	86400	-	99,331.5
5439000	4/24/1992	78	78	0.2602	20.30	2913	24.6906%	Fecal		CFU/100 mL	200	283.2	86400	-	99,331.5
5439000	1/11/1993	78	78	0.2602	20.30	2913	24.6906%	Fecal		CFU/100 mL	200	283.2	86400	-	99,331.5
5439000	5/4/1995	78	78	0.2602	20.30	2913	24.6906%	Fecal		CFU/100 mL	200	283.2	86400	-	99,331.5
5439000	12/13/1996	78	78	0.2602	20.30	2913	24.6906%	Fecal		CFU/100 mL	200	283.2	86400	-	99,331.5
5439000	1/6/1997	78	78	0.2602	20.30	2913	24.6906%	Fecal		CFU/100 mL	200	283.2	86400	-	99,331.5
5439000	4/15/1997	78	78	0.2602	20.30	2913	24.6906%	Fecal		CFU/100 mL	200	283.2	86400	-	99,331.5
5439000	4/27/2000	78	78	0.2602	20.30	2913	24.6906%	Fecal		CFU/100 mL	200	283.2	86400	-	99,331.5
5439000	6/7/2000	78	78	0.2602	20.30	2913	24.6906%	Fecal		CFU/100 mL	200	283.2	86400	-	99,331.5
5439000	7/1/2000	78	78	0.2602	20.30	2913	24.6906%	Fecal		CFU/100 mL	200	283.2	86400	-	99,331.5
5439000	3/12/2001	78	78	0.2602	20.30	2913	24.6906%	Fecal		CFU/100 mL	200	283.2	86400	-	99,331.5
5439000	3/28/2001	78	78	0.2602	20.30	2913	24.6906%	Fecal		CFU/100 mL	200	283.2	86400	-	99,331.5
5439000	4/21/2001	78	78	0.2602	20.30	2913	24.6906%	Fecal		CFU/100 mL	200	283.2	86400	-	99,331.5
5439000	7/19/2008	78	78	0.2602	20.30	2913	24.6906%	Fecal		CFU/100 mL	200	283.2	86400	-	99,331.5
5439000	6/18/2018	78	78	0.2602	20.30	2913	24.6906%	Fecal		CFU/100 mL	200	283.2	86400	-	99,331.5
5439000	11/12/2019	78	78	0.2602	20.30	2913	24.6906%	Fecal		CFU/100 mL	200	283.2	86400	-	99,331.5
5439000	3/16/2002	77.9	77.9	0.2602	20.27	2930	24.8347%	Fecal		CFU/100 mL	200	283.2	86400	-	99,204.2
5439000	7/7/2013	77.9	77.9	0.2602	20.27	2930	24.8347%	Fecal		CFU/100 mL	200	283.2	86400	-	99,204.2
5439000	6/14/2019	77.9	77.9	0.2602	20.27	2930	24.8347%	Fecal		CFU/100 mL	200	283.2	86400	-	99,204.2
5439000	4/22/2004	77.8	77.8	0.2602	20.25	2933	24.8601%	Fecal		CFU/100 mL	200	283.2	86400	-	99,076.8
5439000	8/16/2007	77.8	77.8	0.2602	20.25	2933	24.8601%	Fecal		CFU/100 mL	200	283.2	86400	-	99,076.8
5439000	1/3/2012	77.8	77.8	0.2602	20.25	2933	24.8601%	Fecal		CFU/100 mL	200	283.2	86400	-	99,076.8
5439000	5/13/2012	77.8	77.8	0.2602	20.25	2933	24.8601%	Fecal		CFU/100 mL	200	283.2	86400	-	99,076.8
5439000	5/10/2013	77.8	77.8	0.2602	20.25	2933	24.8601%	Fecal		CFU/100 mL	200	283.2	86400	-	99,076.8
5439000	2/26/2020	77.8	77.8	0.2602	20.25	2933	24.8601%	Fecal		CFU/100 mL	200	283.2	86400	-	99,076.8
5439000	7/31/2017	77.7	77.7	0.2602	20.22	2939	24.9110%	Fecal		CFU/100 mL	200	283.2	86400	-	98,949.5
5439000	6/23/2019	77.7	77.7	0.2602	20.22	2939	24.9110%	Fecal		CFU/100 mL	200	283.2	86400	-	98,949.5
5439000	2/13/2005	77.6	77.6	0.2602	20.19	2941	24.9280%	Fecal		CFU/100 mL	200	283.2	86400	-	98,822.1
5439000	3/29/2008	77.6	77.6	0.2602	20.19	2941	24.9280%	Fecal		CFU/100 mL	200	283.2	86400	-	98,822.1
5439000	4/22/2008	77.6	77.6	0.2602	20.19	2941	24.9280%	Fecal		CFU/100 mL	200	283.2	86400	-	98,822.1
5439000	4/16/2012	77.6	77.6	0.2602	20.19	2941	24.9280%	Fecal		CFU/100 mL	200	283.2	86400	-	98,822.1
5439000	5/10/2020	77.6	77.6	0.2602	20.19	2941	24.9280%	Fecal		CFU/100 mL	200	283.2	86400	-	98,822.1
5439000	4/18/2002	77.4	77.4	0.2602	20.14	2946	24.9703%	Fecal		CFU/100 mL	200	283.2	86400	-	98,567.4
5439000	4/25/2010	77.4	77.4	0.2602	20.14	2946	24.9703%	Fecal		CFU/100 mL	200	283.2	86400	-	98,567.4
5439000	1/17/2016	77.4	77.4	0.2602	20.14	2946	24.9703%	Fecal		CFU/100 mL	200	283.2	86400	-	98,567.4
5439000	2/16/2019	77.4	77.4	0.2602	20.14	2946	24.9703%	Fecal		CFU/100 mL	200	283.2	86400	-	98,567.4
5439000	1/5/2007	77.3	77.3	0.2602	20.12	2950	25.0042%	Fecal		CFU/100 mL	200	283.2	86400	-	98,440.1
5439000	3/30/2008	77.3	77.3	0.2602	20.12	2950	25.0042%	Fecal		CFU/100 mL	200	283.2	86400	-	98,440.1
5439000	2/27/2012	77.3	77.3	0.2602	20.12	2950	25.0042%	Fecal		CFU/100 mL	200	283.2	86400	-	98,440.1
5439000	6/4/2015	77.3	77.3	0.2602	20.12	2950	25.0042%	Fecal		CFU/100 mL	200	283.2	86400	-	98,440.1
5439000	7/17/2007	77.2	77.2	0.2602	20.09	2954	25.0381%	Fecal		CFU/100 mL	200	283.2	86400	-	98,312.8
5439000	3/18/2020	77.2	77.2	0.2602	20.09	2954	25.0381%	Fecal		CFU/100 mL	200	283.2	86400	-	98,312.8
5439000	6/2/2020	77.2	77.2	0.2602	20.09	2954	25.0381%	Fecal		CFU/100 mL	200	283.2	86400	-	98,312.8
5439000	2/13/1990	77	77	0.2602	20.04	2957	25.0636%	Fecal		CFU/100 mL	200	283.2	86400	-	98,058.1
5439000	12/9/1990	77	77	0.2602	20.04	2957	25.0636%	Fecal		CFU/100 mL	200	283.2	86400	-	98,058.1
5439000	4/6/1991	77	77	0.2602	20.04	2957	25.0636%	Fecal		CFU/100 mL	200	283.2	86400	-	98,058.1
5439000	2/24/1992	77	77	0.2602	20.04	2957	25.0636%	Fecal		CFU/100 mL	200	283.2	86400	-	98,058.1
5439000	3/14/1992	77	77	0.2602	20.04	2957	25.0636%	Fecal		CFU/100 mL	200	283.2	86400	-	98,058.1
5439000	1/14/1993	77	77	0.2602	20.04	2957	25.0636%	Fecal		CFU/100 mL	200	283.2	86400	-	98,058.1
5439000	7/7/1993	77	77	0.2602	20.04	2957	25.0636%	Fecal		CFU/100 mL	200	283.2	86400	-	98,058.1
5439000	6/12/2001	77	77	0.2602	20.04	2957	25.0636%	Fecal		CFU/100 mL	200	283.2	86400	-	98,058.1
5439000	6/27/2009	77	77	0.2602	20.04	2957	25.0636%	Fecal		CFU/100 mL	200	283.2	86400	-	98,058.1
5439000	3/2/2019	77	77	0.2602	20.04	2957	25.0636%	Fecal		CFU/100 mL	200	283.2	86400	-	98,058.1
5439000	4/6/2004	76.9	76.9	0.2602	20.01	2967	25.1483%	Fecal		CFU/100 mL	200	283.2	86400	-	97,930.7
5439000	5/1/2015	76.9	76.9	0.2602	20.01	2967	25.1483%	Fecal		CFU/100 mL	200	283.2	86400	-	97,930.7
5439000	1/17/2020	76.9	76.9	0.2602	20.01	2967	25.1483%	Fecal		CFU/100 mL	200	283.2	86400	-	97,930.7
5439000	5/9/2020	76.9	76.9	0.2602	20.01	2967	25.1483%	Fecal		CFU/100 mL	200	283.2	86400	-	97,930.7
5439000	7/2/1994	76.8	76.8	0.2602	19.99	2971	25.1822%	Fecal		CFU/100 mL	200	283.2	86400	-	97,803.4
5439000	1/5/2010	76.8	76.8	0.2602	19.99	2971	25.1822%	Fecal		CFU/100 mL	200	283.2	86400	-	97,803.4
5439000	9/28/2008	76.6	76.6	0.2602	19.93	2973	25.1992%	Fecal		CFU/100 mL	200	283.2	86400	-	97,548.7
5439000	4/18/2009	76.6	76.6	0.2602	19.93	2973	25.1992%	Fecal		CFU/100 mL	200	283.2	86400	-	97,548.7
5439000	7/4/2018	76.6	76.6	0.2602	19.93	2973	25.1992%	Fecal		CFU/100 mL	200	283.2	86400	-	97,548.7
5439000	3/8/2005	76.5	76.5	0.2602	19.91	2976	25.2246%	Fecal		CFU/100 mL	200	283.2	86400	-	97,421.3
5439000	5/26/2006	76.5	76.5	0.2602	19.91	2976	25.2246%	Fecal		CFU/100 mL	200	283.2	86400	-	97,421.3
5439000	7/20/2015	76.5	76.5	0.2602	19.91	2976	25.2246%	Fecal		CFU/100 mL	200	283.2	86400	-	97,421.3
5439000	12/26/2016	76.5	76.5	0.2602	19.91	2976	25.2246%	Fecal		CFU/100 mL	200	283.2	86400	-	97,421.3
5439000	10/29/2017	76.5	76.5	0.2602	19.91	2976	25.2246%	Fecal		CFU/100 mL	200	283.2	86400	-	97,421.3
5439000	4/19/2019	76.5	76.5	0.2602	19.91	2976	25.2246%	Fecal		CFU/100 mL	200	283.2	86400	-	97,421.3
5439000	11/13/2019	76.5	76.5	0.2602	19.91	2976	25.2246%	Fecal		CFU/100 mL	200	283.2	86400	-	97,421.3
5439000	1/20/2007	76.4	76.4	0.2602	19.88	2983	25.2839%	Fecal		CFU/100 mL	200	283.2	86400	-	97,294.0
5439000	4/12/2009	76.4	76.4	0.2602	19.88	2983	25.2839%	Fecal		CFU/100 mL	200	283.2	86400	-	97,294.0
5439000	1/6/2020	76.4	76.4	0.2602	19.88	2983	25.2839%	Fecal		CFU/100 mL	200	283.2	86400	-	97,294.0
5439000	5/9/2013	76.3	76.3	0.2602	19.86	2986	25.3094%	Fecal		CFU/100 mL	200	283.2	86400	-	97,166.6
5439000	4/19/2002	76.2	76.2	0.2602	19.83	2987	25.3179%	Fecal		CFU/100 mL	200	283.2	86400	-	97,039.3
5439000	9/27/2011	76.2	76.2	0.2602	19.83	2987	25.3179%	Fecal		CFU/100 mL	200	283.2	86400	-	97,039.3
5439000	2/4/2012	76.2	76.2	0.2602	19.83	2987	25.3179%	Fecal		CFU/100 mL	200	283.2	86400	-	97,039.3
5439000	10/22/1993	76.1	76.1	0.2602	19.80	2990	25.3433%	Fecal		CFU/100 mL	200	283.2	86400	-	96,911.9
5439000	9/10/2007	76.1	76.1	0.2602	19.80	2990	25.3433%	Fecal		CFU/100 mL	200	283.2	86400	-	96,911.9
5439000	5/23/2010	76.1	76.1	0.2602	19.80	2990	25.3433%	Fecal		CFU/100 mL	200	283.2	86400	-	96,911.9
5439000	1/21/2020	76.1	76.1	0.2602	19.80	2990	25.3433%	Fecal		CFU/100 mL	200	283.2	86400	-	96,911.9
5439000	1/18/1990	76	76	0.2602	19.78	2994	25.3772%	Fecal		CFU/100 mL	200	283.2	86400	-	96,784.6
5439000	2/4/1990	76	76	0.2602	19.78	2994	25.3772%	Fecal		CFU/100 mL	200	283.2	86400	-	96,784.6
5439000	3/5/1991	76	76	0.2602	19.78	2994	25.3772%	Fecal		CFU/100 mL	200	283.2	86400	-	96,784.6
5439000	5/24/1991	76	76	0.2602	19.78	2994	25.3772%	Fecal		CFU/100 mL	200	283.2	86400	-	96,784.6
5439000	6/11/1991	76	76	0.2602	19.78	2994	25.3772%	Fecal		CFU/100 mL	200	283.2	86400	-	96,784.6
5439000	2/29/1992	76	76	0.2602	19.78	2994	25.3772%	Fecal		CFU/100 mL	200	283.2	86400	-	96,784.6
5439000	2/27/1995	76	76	0.2602	19.78	2994	25.3772%	Fecal		CFU/100 mL	200	283.2	86400	-	96,784.6
5439000	4/23/1995	76	76	0.2602	19.78	2994	25.3772%	Fecal		CFU/100 mL	200	283.2	86400	-	96,784.6
5439000	2/10/1996	76	76	0.2602	19.78	2994	25.3772%	Fecal		CFU/100 mL	200	283.2	86400	-	96,784.6

Gage ID	Date	Discharge (CFS)	Gage Discharge (less Surrogate NPDES) (CFS)	Watershed Area Ratio	Calculated flow (CFS)	Rank	Flow Exceedance %	Parameter	Results	Units (mg or micro_gram	Limit/Standard	100mL/CF	sec/day	Actual Load (million colonies/day)	Allowable Load (million colonies/day)
5439000	7/2/1996	76	76	0.2602	19.78	2994	25.3772%	Fecal		CFU/100 mL	200	283.2	86400	-	96,784.6
5439000	8/16/1996	76	76	0.2602	19.78	2994	25.3772%	Fecal		CFU/100 mL	200	283.2	86400	-	96,784.6
5439000	4/13/1997	76	76	0.2602	19.78	2994	25.3772%	Fecal		CFU/100 mL	200	283.2	86400	-	96,784.6
5439000	5/14/1997	76	76	0.2602	19.78	2994	25.3772%	Fecal		CFU/100 mL	200	283.2	86400	-	96,784.6
5439000	1/13/1998	76	76	0.2602	19.78	2994	25.3772%	Fecal		CFU/100 mL	200	283.2	86400	-	96,784.6
5439000	3/4/1998	76	76	0.2602	19.78	2994	25.3772%	Fecal		CFU/100 mL	200	283.2	86400	-	96,784.6
5439000	3/15/1998	76	76	0.2602	19.78	2994	25.3772%	Fecal		CFU/100 mL	200	283.2	86400	-	96,784.6
5439000	5/25/1998	76	76	0.2602	19.78	2994	25.3772%	Fecal		CFU/100 mL	200	283.2	86400	-	96,784.6
5439000	6/22/1998	76	76	0.2602	19.78	2994	25.3772%	Fecal		CFU/100 mL	200	283.2	86400	-	96,784.6
5439000	6/25/1999	76	76	0.2602	19.78	2994	25.3772%	Fecal		CFU/100 mL	200	283.2	86400	-	96,784.6
5439000	4/9/2001	76	76	0.2602	19.78	2994	25.3772%	Fecal		CFU/100 mL	200	283.2	86400	-	96,784.6
5439000	4/19/2001	76	76	0.2602	19.78	2994	25.3772%	Fecal		CFU/100 mL	200	283.2	86400	-	96,784.6
5439000	3/20/2011	76	76	0.2602	19.78	2994	25.3772%	Fecal		CFU/100 mL	200	283.2	86400	-	96,784.6
5439000	3/21/2011	76	76	0.2602	19.78	2994	25.3772%	Fecal		CFU/100 mL	200	283.2	86400	-	96,784.6
5439000	5/8/2002	75.9	75.9	0.2602	19.75	3017	25.5721%	Fecal		CFU/100 mL	200	283.2	86400	-	96,657.2
5439000	11/30/2009	75.9	75.9	0.2602	19.75	3017	25.5721%	Fecal		CFU/100 mL	200	283.2	86400	-	96,657.2
5439000	6/26/2016	75.9	75.9	0.2602	19.75	3017	25.5721%	Fecal		CFU/100 mL	200	283.2	86400	-	96,657.2
5439000	4/9/2022	142	142	0.1459	20.72	2858	24.2244%	Fecal		CFU/100 mL	200	283.2	86400	-	101,410.2
5439000	6/22/2019	75.8	75.8	0.2602	19.73	3020	25.5976%	Fecal		CFU/100 mL	200	283.2	86400	-	96,529.9
5439000	6/24/2019	75.8	75.8	0.2602	19.73	3020	25.5976%	Fecal		CFU/100 mL	200	283.2	86400	-	96,529.9
5439000	8/11/1994	75.7	75.7	0.2602	19.70	3022	25.6145%	Fecal		CFU/100 mL	200	283.2	86400	-	96,402.5
5439000	3/17/2002	75.7	75.7	0.2602	19.70	3022	25.6145%	Fecal		CFU/100 mL	200	283.2	86400	-	96,402.5
5439000	10/31/2008	75.7	75.7	0.2602	19.70	3022	25.6145%	Fecal		CFU/100 mL	200	283.2	86400	-	96,402.5
5439000	5/20/2014	75.7	75.7	0.2602	19.70	3022	25.6145%	Fecal		CFU/100 mL	200	283.2	86400	-	96,402.5
5439000	12/2/2016	75.7	75.7	0.2602	19.70	3022	25.6145%	Fecal		CFU/100 mL	200	283.2	86400	-	96,402.5
5439000	6/2/2008	75.6	75.6	0.2602	19.67	3027	25.6569%	Fecal		CFU/100 mL	200	283.2	86400	-	96,275.2
5439000	12/29/2006	75.5	75.5	0.2602	19.65	3028	25.6654%	Fecal		CFU/100 mL	200	283.2	86400	-	96,147.8
5439000	4/15/2010	75.4	75.4	0.2602	19.62	3029	25.6738%	Fecal		CFU/100 mL	200	283.2	86400	-	96,020.5
5439000	7/3/2015	75.4	75.4	0.2602	19.62	3029	25.6738%	Fecal		CFU/100 mL	200	283.2	86400	-	96,020.5
5439000	2/7/2017	75.4	75.4	0.2602	19.62	3029	25.6738%	Fecal		CFU/100 mL	200	283.2	86400	-	96,020.5
5439000	4/14/2022	141	141	0.1459	20.58	2875	24.3685%	Fecal		CFU/100 mL	200	283.2	86400	-	100,696.0
5439000	12/20/1993	75.3	75.3	0.2602	19.60	3032	25.6993%	Fecal		CFU/100 mL	200	283.2	86400	-	95,893.1
5439000	6/18/2010	75.3	75.3	0.2602	19.60	3032	25.6993%	Fecal		CFU/100 mL	200	283.2	86400	-	95,893.1
5439000	2/8/2020	75.3	75.3	0.2602	19.60	3032	25.6993%	Fecal		CFU/100 mL	200	283.2	86400	-	95,893.1
5439000	11/10/2009	75.2	75.2	0.2602	19.57	3035	25.7247%	Fecal		CFU/100 mL	200	283.2	86400	-	95,765.8
5439000	5/23/2015	75.2	75.2	0.2602	19.57	3035	25.7247%	Fecal		CFU/100 mL	200	283.2	86400	-	95,765.8
5439000	6/17/2018	75.1	75.1	0.2602	19.54	3037	25.7417%	Fecal		CFU/100 mL	200	283.2	86400	-	95,638.4
5439000	3/30/1990	75	75	0.2602	19.52	3038	25.7501%	Fecal		CFU/100 mL	200	283.2	86400	-	95,511.1
5439000	2/12/1991	75	75	0.2602	19.52	3038	25.7501%	Fecal		CFU/100 mL	200	283.2	86400	-	95,511.1
5439000	4/25/1991	75	75	0.2602	19.52	3038	25.7501%	Fecal		CFU/100 mL	200	283.2	86400	-	95,511.1
5439000	12/5/1991	75	75	0.2602	19.52	3038	25.7501%	Fecal		CFU/100 mL	200	283.2	86400	-	95,511.1
5439000	1/28/1993	75	75	0.2602	19.52	3038	25.7501%	Fecal		CFU/100 mL	200	283.2	86400	-	95,511.1
5439000	10/11/1993	75	75	0.2602	19.52	3038	25.7501%	Fecal		CFU/100 mL	200	283.2	86400	-	95,511.1
5439000	1/24/1995	75	75	0.2602	19.52	3038	25.7501%	Fecal		CFU/100 mL	200	283.2	86400	-	95,511.1
5439000	11/20/1995	75	75	0.2602	19.52	3038	25.7501%	Fecal		CFU/100 mL	200	283.2	86400	-	95,511.1
5439000	5/16/1996	75	75	0.2602	19.52	3038	25.7501%	Fecal		CFU/100 mL	200	283.2	86400	-	95,511.1
5439000	7/1/1996	75	75	0.2602	19.52	3038	25.7501%	Fecal		CFU/100 mL	200	283.2	86400	-	95,511.1
5439000	12/11/1998	75	75	0.2602	19.52	3038	25.7501%	Fecal		CFU/100 mL	200	283.2	86400	-	95,511.1
5439000	11/11/2000	75	75	0.2602	19.52	3038	25.7501%	Fecal		CFU/100 mL	200	283.2	86400	-	95,511.1
5439000	3/7/2001	75	75	0.2602	19.52	3038	25.7501%	Fecal		CFU/100 mL	200	283.2	86400	-	95,511.1
5439000	3/28/2010	75	75	0.2602	19.52	3038	25.7501%	Fecal		CFU/100 mL	200	283.2	86400	-	95,511.1
5439000	4/25/2008	74.8	74.8	0.2602	19.47	3052	25.8688%	Fecal		CFU/100 mL	200	283.2	86400	-	95,256.4
5439000	4/11/2011	74.7	74.7	0.2602	19.44	3053	25.8773%	Fecal		CFU/100 mL	200	283.2	86400	-	95,129.0
5439000	3/23/2013	74.7	74.7	0.2602	19.44	3053	25.8773%	Fecal		CFU/100 mL	200	283.2	86400	-	95,129.0
5439000	12/11/2018	74.7	74.7	0.2602	19.44	3053	25.8773%	Fecal		CFU/100 mL	200	283.2	86400	-	95,129.0
5439000	4/1/2019	74.6	74.6	0.2602	19.41	3056	25.9027%	Fecal		CFU/100 mL	200	283.2	86400	-	95,001.7
5439000	6/3/2020	74.6	74.6	0.2602	19.41	3056	25.9027%	Fecal		CFU/100 mL	200	283.2	86400	-	95,001.7
5439000	8/6/2007	74.5	74.5	0.2602	19.39	3058	25.9196%	Fecal		CFU/100 mL	200	283.2	86400	-	94,874.4
5439000	6/24/2011	74.5	74.5	0.2602	19.39	3058	25.9196%	Fecal		CFU/100 mL	200	283.2	86400	-	94,874.4
5439000	4/14/2021	74.5	74.5	0.2602	19.39	3058	25.9196%	Fecal		CFU/100 mL	200	283.2	86400	-	94,874.4
5439000	10/10/2008	74.4	74.4	0.2602	19.36	3061	25.9451%	Fecal		CFU/100 mL	200	283.2	86400	-	94,747.0
5439000	1/25/2019	74.4	74.4	0.2602	19.36	3061	25.9451%	Fecal		CFU/100 mL	200	283.2	86400	-	94,747.0
5439000	3/11/2004	74.3	74.3	0.2602	19.34	3063	25.9620%	Fecal		CFU/100 mL	200	283.2	86400	-	94,619.7
5439000	4/18/2006	74.3	74.3	0.2602	19.34	3063	25.9620%	Fecal		CFU/100 mL	200	283.2	86400	-	94,619.7
5439000	3/11/1994	74.2	74.2	0.2602	19.31	3065	25.9790%	Fecal		CFU/100 mL	200	283.2	86400	-	94,492.3
5439000	1/16/2016	74.2	74.2	0.2602	19.31	3065	25.9790%	Fecal		CFU/100 mL	200	283.2	86400	-	94,492.3
5439000	11/14/2019	74.2	74.2	0.2602	19.31	3065	25.9790%	Fecal		CFU/100 mL	200	283.2	86400	-	94,492.3
5439000	5/18/2006	74.1	74.1	0.2602	19.28	3068	26.0044%	Fecal		CFU/100 mL	200	283.2	86400	-	94,365.0
5439000	7/1/2010	74.1	74.1	0.2602	19.28	3068	26.0044%	Fecal		CFU/100 mL	200	283.2	86400	-	94,365.0
5439000	12/25/2011	74.1	74.1	0.2602	19.28	3068	26.0044%	Fecal		CFU/100 mL	200	283.2	86400	-	94,365.0
5439000	12/11/2015	74.1	74.1	0.2602	19.28	3068	26.0044%	Fecal		CFU/100 mL	200	283.2	86400	-	94,365.0
5439000	6/19/2016	74.1	74.1	0.2602	19.28	3068	26.0044%	Fecal		CFU/100 mL	200	283.2	86400	-	94,365.0
5439000	2/16/1990	74	74	0.2602	19.26	3073	26.0468%	Fecal		CFU/100 mL	200	283.2	86400	-	94,237.6
5439000	5/30/1990	74	74	0.2602	19.26	3073	26.0468%	Fecal		CFU/100 mL	200	283.2	86400	-	94,237.6
5439000	6/16/1990	74	74	0.2602	19.26	3073	26.0468%	Fecal		CFU/100 mL	200	283.2	86400	-	94,237.6
5439000	8/24/1990	74	74	0.2602	19.26	3073	26.0468%	Fecal		CFU/100 mL	200	283.2	86400	-	94,237.6
5439000	12/22/1990	74	74	0.2602	19.26	3073	26.0468%	Fecal		CFU/100 mL	200	283.2	86400	-	94,237.6
5439000	2/11/1991	74	74	0.2602	19.26	3073	26.0468%	Fecal		CFU/100 mL	200	283.2	86400	-	94,237.6
5439000	4/27/1991	74	74	0.2602	19.26	3073	26.0468%	Fecal		CFU/100 mL	200	283.2	86400	-	94,237.6
5439000	3/1/1992	74	74	0.2602	19.26	3073	26.0468%	Fecal		CFU/100 mL	200	283.2	86400	-	94,237.6
5439000	5/15/1993	74	74	0.2602	19.26	3073	26.0468%	Fecal		CFU/100 mL	200	283.2	86400	-	94,237.6
5439000	11/19/1994	74	74	0.2602	19.26	3073	26.0468%	Fecal		CFU/100 mL	200	283.2	86400	-	94,237.6
5439000	11/21/1994	74	74	0.2602	19.26	3073	26.0468%	Fecal		CFU/100 mL	200	283.2	86400	-	94,237.6
5439000	6/12/1995	74	74	0.2602	19.26	3073	26.0468%	Fecal		CFU/100 mL	200	283.2	86400	-	94,237.6
5439000	7/5/1995	74	74	0.2602	19.26	3073	26.0468%	Fecal		CFU/100 mL	200	283.2	86400	-	94,237.6
5439000	5/21/1997	74	74	0.2602	19.26	3073	26.0468%	Fecal		CFU/100 mL	200	283.2	86400	-	94,237.6
5439000	5/27/1997	74	74	0.2602	19.26	3073	26.0468%	Fecal		CFU/100 mL	200	283.2	86400	-	94,237.6
5439000	3/23/1999	74	74	0.2602	19.26	3073	26.0468%	Fecal		CFU/100 mL	200	283.2	86400	-	94,237.6
5439000	4/9/2007	74	74	0.2602	19.26	3073	26.0468%	Fecal		CFU/100 mL	200	283.2	86400	-	94,237.6
5439000	11/19/2019	74	74	0.2602	19.26	3073	26.0468%	Fecal		CFU/100 mL	200	283.2	86400	-	94,237.6
5439000	3/13/2006	73.9	73.9	0.2602	19.23	3091	26.1994%	Fecal		CFU/100 mL	200	283.2	86400	-	94,110.3
5439000	3/21/2016	73.9	73.9	0.2602	19.23	3091	26.1994%	Fecal		CFU/100 mL	200	283.2	86400	-	94,110.3
5439000	1/30/2017	73.9	73.9	0.2602	19.23	3091	26.1994%	Fecal		CFU/100 mL	200	283.2	86400	-	94,110.3
5439000	10/20/2017	73.9	73.9	0.2602	19.23	3091	26.1994%	Fecal		CFU/100 mL	200	283.2	86400	-	94,110.3
5439000	10/7/2018	73.9	73.9	0.2602	19.23	3091	26.1994%	Fecal		CFU/100 mL	200	283.2	86400	-	94,110.3
5439000	3/28/2011	73.8	73.8	0.2602	19.20	3096	26.2417%	Fecal		CFU/100 mL	200	283.2	86400	-	93,982.9
5439000	12/6/2019	73.8	73.8	0.2602	19.20	3096	26.2417%	Fecal		CFU/100 mL	200	283.2	86400	-	93,982.9
5439000	4/14/2015	73.7	73.7	0.2602	19.18	3098	26.2587%	Fecal		CFU/100 mL	200	283.2	86400	-	93,855.6
5439000	6/7/2015	73.7	73.7	0.2602	19.18	3098	26.2587%	Fecal		CFU/100 mL	200	283.2	86400	-	93,855.6
5439000	6/6/2016	73.7	73.7	0.2602	19.18	3098	26.2587%	Fecal		CFU/100 mL	200	283.2	86400	-	93,855.6
5439000	4/2/2019	73.7	73.7	0.2602	19.18	3098	26.2587%	Fecal		CFU/100 mL	200	283.2	86400	-	93,855.6
5439000	2/23/2020	73.7	73.7	0.2602	19.18	3098	26.2587%	Fecal		CFU/100 mL	200	283.2	86400	-	93,855.6
5439000	2/1/2019	73.6	73.6	0.2602	19.15	3103	26.3011%	Fecal		CFU/100 mL	200	283.2	86400	-	93,728.2
5439000	5/3/2006	73.5	73.5	0.2602	19.13	3104	26.3095%	Fecal		CFU/100 mL	200	283.2	86400	-	93,600.9
5439000	5/28/2006	73.5	73.5	0.2602	19.13	3104	26.3095%	Fecal		CFU/100 mL	200	283.2	86400	-	93,600.9
5439000	2/6/2012	73.4	73.4	0.2602	19.10	3106	26.3265%	Fecal		CFU/100 mL	200	283.2	86400	-	93,473.5
5439000	10/16/2014	73.4	73.4	0.2602	19.10	3106	26.3265%	Fecal		CFU/100 mL	200	283.2	86400	-	93,473.5
5439000	10/10/2018	73.4	73.4	0.2602	19.10	3106	26.3265%	Fecal		CFU/100 mL	200	283.2	86400	-	93,473.5
5439000	3/7/2005	73.3	73.3	0.2602	19.07	3109	26.3519%	Fecal		CFU/100 mL	200	283.2	86400	-	93,346.2
5439000	4/17/2014	73.2	73.2	0.2602	19.05	3110	26.3604%	Fecal		CFU/100 mL	200	283.2	86400	-	93,218.8
5439000	3/6/2019	73.2	73.2	0.2602	19.05	3110	26.3604%	Fecal		CFU/100 mL	200	283.2	86400	-	93,218.8
5439000	6/12/2006	73.1	73.1	0.2602	19.02	3112	26.3774%	Fecal		CFU/100 mL	200	283.2	86400	-	93,091.5
5439000	3/15/2012	73.1	73.1	0.2602	19.02	3112	26.3774%	Fecal		CFU/100 mL	200	283.2	86400	-	93,091.5
5439000	3/6/2017	73.1	73.1	0.2602	19.02	3112	26.3774%	Fecal		CFU/100 mL	200	283.2	86400	-	93,091.5
5439000	4/27/2020	73.1	73.1	0.2602	19.02	3112	26.3774%	Fecal		CFU/100 mL	200	283.2	86400	-	93,091.5
5439000	11/9/1990	73	73	0.2602	19.00	3116	26.4113%	Fecal		CFU/100 mL	200	283.2	86400	-	92,964.1
5439000	3/6/1991	73	73	0.2602	19.00	3116	26.4113%	Fecal		CFU/100 mL	200	283.2	86400	-	92,964.1
5439000	4/7/1991	73	73	0.2602	19.00	3116	26.4113%	Fecal		CFU/100 mL	200	283.2	86400	-	92,964.1
5439000	11/7/1992	73	73	0.2602	19.00	3116	26.4113%	Fecal		CFU/100 mL	200	283.2	86400	-	92,964.1
5439000	12/29/1992	73	73	0.2602	19.00	3116	26.4113%	Fecal		CFU/100 mL	200	283.2	86400	-	92,964.1
5439000	12/1/1994	73	73	0.2602	19.00	3116	26.4113%	Fecal		CFU/100 mL	200	283.2	86400	-	92,964.1
5439000	1/2/1995	73	73	0.2602	19.00	3116	26.4113%	Fecal		CFU/100 mL	200	283.2	86400	-	92,964.1
5439000	2/21/1998	73	73	0.2602	19.00	3116	26.4113%	Fecal		CFU/100 mL	200	283.2	86400	-	92,964.1
5439000	3/16/1998	73	73	0.2602	19.00	3116	26.4113%	Fecal		CFU/100 mL	200	283.2	86400	-	92,964.1
5439000	2/19/1999	73	73	0.2602	19.00	3116	26.4113%	Fecal		CFU/100 mL	200	283.2	86400	-	92,964.1

Gage ID	Date	Discharge (CFS)	Gage Discharge (less Surrogate NPDES) (CFS)	Watershed Area Ratio	Calculated flow (CFS)	Rank	Flow Exceedance %	Parameter	Results	Units (mg or micro_gram	Limit/Standard	100mL/CF	sec/day	Actual Load (million colonies/day)	Allowable Load (million colonies/day)
5439000	5/26/1999	73	73	0.2602	19.00	3116	26.4113%	Fecal		CFU/100 mL	200	283.2	86400	-	92,964.1
5439000	3/8/2001	73	73	0.2602	19.00	3116	26.4113%	Fecal		CFU/100 mL	200	283.2	86400	-	92,964.1
5439000	4/20/2001	73	73	0.2602	19.00	3116	26.4113%	Fecal		CFU/100 mL	200	283.2	86400	-	92,964.1
5439000	6/19/2002	73	73	0.2602	19.00	3116	26.4113%	Fecal		CFU/100 mL	200	283.2	86400	-	92,964.1
5439000	1/4/2007	73	73	0.2602	19.00	3116	26.4113%	Fecal		CFU/100 mL	200	283.2	86400	-	92,964.1
5439000	11/17/2008	73	73	0.2602	19.00	3116	26.4113%	Fecal		CFU/100 mL	200	283.2	86400	-	92,964.1
5439000	3/21/2013	73	73	0.2602	19.00	3116	26.4113%	Fecal		CFU/100 mL	200	283.2	86400	-	92,964.1
5439000	3/19/2015	73	73	0.2602	19.00	3116	26.4113%	Fecal		CFU/100 mL	200	283.2	86400	-	92,964.1
5439000	5/27/2007	72.9	72.9	0.2602	18.97	3134	26.5638%	Fecal		CFU/100 mL	200	283.2	86400	-	92,836.8
5439000	5/25/2003	72.8	72.8	0.2602	18.94	3135	26.5723%	Fecal		CFU/100 mL	200	283.2	86400	-	92,709.4
5439000	11/15/2011	72.8	72.8	0.2602	18.94	3135	26.5723%	Fecal		CFU/100 mL	200	283.2	86400	-	92,709.4
5439000	1/22/2016	72.8	72.8	0.2602	18.94	3135	26.5723%	Fecal		CFU/100 mL	200	283.2	86400	-	92,709.4
5439000	12/2/1993	72.7	72.7	0.2602	18.92	3138	26.5977%	Fecal		CFU/100 mL	200	283.2	86400	-	92,582.1
5439000	4/27/2004	72.7	72.7	0.2602	18.92	3138	26.5977%	Fecal		CFU/100 mL	200	283.2	86400	-	92,582.1
5439000	9/11/2007	72.7	72.7	0.2602	18.92	3138	26.5977%	Fecal		CFU/100 mL	200	283.2	86400	-	92,582.1
5439000	3/4/2019	72.7	72.7	0.2602	18.92	3138	26.5977%	Fecal		CFU/100 mL	200	283.2	86400	-	92,582.1
5439000	7/21/2019	72.6	72.6	0.2602	18.89	3142	26.6316%	Fecal		CFU/100 mL	200	283.2	86400	-	92,454.7
5439000	11/20/2019	72.6	72.6	0.2602	18.89	3142	26.6316%	Fecal		CFU/100 mL	200	283.2	86400	-	92,454.7
5439000	2/26/2002	72.5	72.5	0.2602	18.87	3144	26.6486%	Fecal		CFU/100 mL	200	283.2	86400	-	92,327.4
5439000	5/19/2008	72.5	72.5	0.2602	18.87	3144	26.6486%	Fecal		CFU/100 mL	200	283.2	86400	-	92,327.4
5439000	2/28/2005	72.4	72.4	0.2602	18.84	3146	26.6655%	Fecal		CFU/100 mL	200	283.2	86400	-	92,200.0
5439000	4/22/2002	72.3	72.3	0.2602	18.81	3147	26.6740%	Fecal		CFU/100 mL	200	283.2	86400	-	92,072.7
5439000	6/2/2017	72.3	72.3	0.2602	18.81	3147	26.6740%	Fecal		CFU/100 mL	200	283.2	86400	-	92,072.7
5439000	5/27/2018	72.3	72.3	0.2602	18.81	3147	26.6740%	Fecal		CFU/100 mL	200	283.2	86400	-	92,072.7
5439000	1/13/2019	72.3	72.3	0.2602	18.81	3147	26.6740%	Fecal		CFU/100 mL	200	283.2	86400	-	92,072.7
5439000	3/2/2020	72.3	72.3	0.2602	18.81	3147	26.6740%	Fecal		CFU/100 mL	200	283.2	86400	-	92,072.7
5439000	5/12/2011	72.2	72.2	0.2602	18.79	3152	26.7164%	Fecal		CFU/100 mL	200	283.2	86400	-	91,945.3
5439000	2/3/2012	72.1	72.1	0.2602	18.76	3153	26.7249%	Fecal		CFU/100 mL	200	283.2	86400	-	91,818.0
5439000	2/10/2013	72.1	72.1	0.2602	18.76	3153	26.7249%	Fecal		CFU/100 mL	200	283.2	86400	-	91,818.0
5439000	6/25/1990	72	72	0.2602	18.74	3155	26.7418%	Fecal		CFU/100 mL	200	283.2	86400	-	91,690.7
5439000	5/9/1991	72	72	0.2602	18.74	3155	26.7418%	Fecal		CFU/100 mL	200	283.2	86400	-	91,690.7
5439000	4/25/1992	72	72	0.2602	18.74	3155	26.7418%	Fecal		CFU/100 mL	200	283.2	86400	-	91,690.7
5439000	9/9/1992	72	72	0.2602	18.74	3155	26.7418%	Fecal		CFU/100 mL	200	283.2	86400	-	91,690.7
5439000	12/8/1992	72	72	0.2602	18.74	3155	26.7418%	Fecal		CFU/100 mL	200	283.2	86400	-	91,690.7
5439000	8/1/1993	72	72	0.2602	18.74	3155	26.7418%	Fecal		CFU/100 mL	200	283.2	86400	-	91,690.7
5439000	9/21/1993	72	72	0.2602	18.74	3155	26.7418%	Fecal		CFU/100 mL	200	283.2	86400	-	91,690.7
5439000	3/18/1995	72	72	0.2602	18.74	3155	26.7418%	Fecal		CFU/100 mL	200	283.2	86400	-	91,690.7
5439000	3/28/1995	72	72	0.2602	18.74	3155	26.7418%	Fecal		CFU/100 mL	200	283.2	86400	-	91,690.7
5439000	3/29/1995	72	72	0.2602	18.74	3155	26.7418%	Fecal		CFU/100 mL	200	283.2	86400	-	91,690.7
5439000	3/30/1995	72	72	0.2602	18.74	3155	26.7418%	Fecal		CFU/100 mL	200	283.2	86400	-	91,690.7
5439000	11/17/1995	72	72	0.2602	18.74	3155	26.7418%	Fecal		CFU/100 mL	200	283.2	86400	-	91,690.7
5439000	5/6/1997	72	72	0.2602	18.74	3155	26.7418%	Fecal		CFU/100 mL	200	283.2	86400	-	91,690.7
5439000	5/26/1998	72	72	0.2602	18.74	3155	26.7418%	Fecal		CFU/100 mL	200	283.2	86400	-	91,690.7
5439000	3/29/2001	72	72	0.2602	18.74	3155	26.7418%	Fecal		CFU/100 mL	200	283.2	86400	-	91,690.7
5439000	4/8/2001	72	72	0.2602	18.74	3155	26.7418%	Fecal		CFU/100 mL	200	283.2	86400	-	91,690.7
5439000	1/6/2007	72	72	0.2602	18.74	3155	26.7418%	Fecal		CFU/100 mL	200	283.2	86400	-	91,690.7
5439000	6/28/2009	72	72	0.2602	18.74	3155	26.7418%	Fecal		CFU/100 mL	200	283.2	86400	-	91,690.7
5439000	7/17/2014	72	72	0.2602	18.74	3155	26.7418%	Fecal		CFU/100 mL	200	283.2	86400	-	91,690.7
5439000	10/23/1993	71.9	71.9	0.2602	18.71	3174	26.9029%	Fecal		CFU/100 mL	200	283.2	86400	-	91,563.3
5439000	3/10/2018	71.9	71.9	0.2602	18.71	3174	26.9029%	Fecal		CFU/100 mL	200	283.2	86400	-	91,563.3
5439000	6/19/2007	71.8	71.8	0.2602	18.68	3176	26.9198%	Fecal		CFU/100 mL	200	283.2	86400	-	91,436.0
5439000	1/6/2010	71.8	71.8	0.2602	18.68	3176	26.9198%	Fecal		CFU/100 mL	200	283.2	86400	-	91,436.0
5439000	5/8/2011	71.8	71.8	0.2602	18.68	3176	26.9198%	Fecal		CFU/100 mL	200	283.2	86400	-	91,436.0
5439000	7/9/2013	71.6	71.6	0.2602	18.63	3180	26.9537%	Fecal		CFU/100 mL	200	283.2	86400	-	91,181.3
5439000	6/8/2015	71.6	71.6	0.2602	18.63	3180	26.9537%	Fecal		CFU/100 mL	200	283.2	86400	-	91,181.3
5439000	4/16/2010	71.5	71.5	0.2602	18.61	3182	26.9707%	Fecal		CFU/100 mL	200	283.2	86400	-	91,053.9
5439000	5/2/2015	71.5	71.5	0.2602	18.61	3182	26.9707%	Fecal		CFU/100 mL	200	283.2	86400	-	91,053.9
5439000	2/5/2016	71.5	71.5	0.2602	18.61	3182	26.9707%	Fecal		CFU/100 mL	200	283.2	86400	-	91,053.9
5439000	3/22/2016	71.5	71.5	0.2602	18.61	3182	26.9707%	Fecal		CFU/100 mL	200	283.2	86400	-	91,053.9
5439000	11/5/2017	71.5	71.5	0.2602	18.61	3182	26.9707%	Fecal		CFU/100 mL	200	283.2	86400	-	91,053.9
5439000	1/7/2020	71.5	71.5	0.2602	18.61	3182	26.9707%	Fecal		CFU/100 mL	200	283.2	86400	-	91,053.9
5439000	3/18/2002	71.4	71.4	0.2602	18.58	3188	27.0215%	Fecal		CFU/100 mL	200	283.2	86400	-	90,926.6
5439000	11/18/2017	71.3	71.3	0.2602	18.55	3189	27.0300%	Fecal		CFU/100 mL	200	283.2	86400	-	90,799.2
5439000	11/18/2019	71.3	71.3	0.2602	18.55	3189	27.0300%	Fecal		CFU/100 mL	200	283.2	86400	-	90,799.2
5439000	5/17/2006	71.2	71.2	0.2602	18.53	3191	27.0470%	Fecal		CFU/100 mL	200	283.2	86400	-	90,671.9
5439000	12/30/2006	71.2	71.2	0.2602	18.53	3191	27.0470%	Fecal		CFU/100 mL	200	283.2	86400	-	90,671.9
5439000	2/22/1990	71	71	0.2602	18.48	3193	27.0639%	Fecal		CFU/100 mL	200	283.2	86400	-	90,417.2
5439000	7/4/1990	71	71	0.2602	18.48	3193	27.0639%	Fecal		CFU/100 mL	200	283.2	86400	-	90,417.2
5439000	4/26/1991	71	71	0.2602	18.48	3193	27.0639%	Fecal		CFU/100 mL	200	283.2	86400	-	90,417.2
5439000	6/9/1991	71	71	0.2602	18.48	3193	27.0639%	Fecal		CFU/100 mL	200	283.2	86400	-	90,417.2
5439000	11/20/1994	71	71	0.2602	18.48	3193	27.0639%	Fecal		CFU/100 mL	200	283.2	86400	-	90,417.2
5439000	4/24/1995	71	71	0.2602	18.48	3193	27.0639%	Fecal		CFU/100 mL	200	283.2	86400	-	90,417.2
5439000	7/4/1995	71	71	0.2602	18.48	3193	27.0639%	Fecal		CFU/100 mL	200	283.2	86400	-	90,417.2
5439000	12/16/1996	71	71	0.2602	18.48	3193	27.0639%	Fecal		CFU/100 mL	200	283.2	86400	-	90,417.2
5439000	2/23/2001	71	71	0.2602	18.48	3193	27.0639%	Fecal		CFU/100 mL	200	283.2	86400	-	90,417.2
5439000	5/16/2006	71	71	0.2602	18.48	3193	27.0639%	Fecal		CFU/100 mL	200	283.2	86400	-	90,417.2
5439000	11/11/2009	70.9	70.9	0.2602	18.45	3203	27.1487%	Fecal		CFU/100 mL	200	283.2	86400	-	90,289.8
5439000	5/25/2010	70.8	70.8	0.2602	18.42	3204	27.1571%	Fecal		CFU/100 mL	200	283.2	86400	-	90,162.5
5439000	3/2/2021	70.8	70.8	0.2602	18.42	3204	27.1571%	Fecal		CFU/100 mL	200	283.2	86400	-	90,162.5
5439000	12/1/2009	70.7	70.7	0.2602	18.40	3206	27.1741%	Fecal		CFU/100 mL	200	283.2	86400	-	90,035.1
5439000	6/4/2020	70.6	70.6	0.2602	18.37	3207	27.1826%	Fecal		CFU/100 mL	200	283.2	86400	-	89,907.8
5439000	6/23/2021	70.6	70.6	0.2602	18.37	3207	27.1826%	Fecal		CFU/100 mL	200	283.2	86400	-	89,907.8
5439000	5/11/2020	70.5	70.5	0.2602	18.35	3209	27.1995%	Fecal		CFU/100 mL	200	283.2	86400	-	89,780.4
5439000	2/20/2009	70.4	70.4	0.2602	18.32	3210	27.2080%	Fecal		CFU/100 mL	200	283.2	86400	-	89,653.1
5439000	1/22/2012	70.4	70.4	0.2602	18.32	3210	27.2080%	Fecal		CFU/100 mL	200	283.2	86400	-	89,653.1
5439000	1/31/2017	70.4	70.4	0.2602	18.32	3210	27.2080%	Fecal		CFU/100 mL	200	283.2	86400	-	89,653.1
5439000	6/10/2020	70.4	70.4	0.2602	18.32	3210	27.2080%	Fecal		CFU/100 mL	200	283.2	86400	-	89,653.1
5439000	7/11/2015	70.2	70.2	0.2602	18.27	3214	27.2419%	Fecal		CFU/100 mL	200	283.2	86400	-	89,398.4
5439000	2/8/2017	70.2	70.2	0.2602	18.27	3214	27.2419%	Fecal		CFU/100 mL	200	283.2	86400	-	89,398.4
5439000	4/13/2020	70.2	70.2	0.2602	18.27	3214	27.2419%	Fecal		CFU/100 mL	200	283.2	86400	-	89,398.4
5439000	4/20/2002	70.1	70.1	0.2602	18.24	3217	27.2673%	Fecal		CFU/100 mL	200	283.2	86400	-	89,271.0
5439000	3/1/2019	70.1	70.1	0.2602	18.24	3217	27.2673%	Fecal		CFU/100 mL	200	283.2	86400	-	89,271.0
5439000	4/10/2020	70.1	70.1	0.2602	18.24	3217	27.2673%	Fecal		CFU/100 mL	200	283.2	86400	-	89,271.0
5439000	3/31/1990	70	70	0.2602	18.22	3220	27.2928%	Fecal		CFU/100 mL	200	283.2	86400	-	89,143.7
5439000	4/1/1990	70	70	0.2602	18.22	3220	27.2928%	Fecal		CFU/100 mL	200	283.2	86400	-	89,143.7
5439000	4/17/1990	70	70	0.2602	18.22	3220	27.2928%	Fecal		CFU/100 mL	200	283.2	86400	-	89,143.7
5439000	5/31/1990	70	70	0.2602	18.22	3220	27.2928%	Fecal		CFU/100 mL	200	283.2	86400	-	89,143.7
5439000	8/19/1990	70	70	0.2602	18.22	3220	27.2928%	Fecal		CFU/100 mL	200	283.2	86400	-	89,143.7
5439000	2/21/1991	70	70	0.2602	18.22	3220	27.2928%	Fecal		CFU/100 mL	200	283.2	86400	-	89,143.7
5439000	12/7/1991	70	70	0.2602	18.22	3220	27.2928%	Fecal		CFU/100 mL	200	283.2	86400	-	89,143.7
5439000	1/18/1992	70	70	0.2602	18.22	3220	27.2928%	Fecal		CFU/100 mL	200	283.2	86400	-	89,143.7
5439000	11/9/1992	70	70	0.2602	18.22	3220	27.2928%	Fecal		CFU/100 mL	200	283.2	86400	-	89,143.7
5439000	12/27/1992	70	70	0.2602	18.22	3220	27.2928%	Fecal		CFU/100 mL	200	283.2	86400	-	89,143.7
5439000	1/15/1993	70	70	0.2602	18.22	3220	27.2928%	Fecal		CFU/100 mL	200	283.2	86400	-	89,143.7
5439000	10/5/1993	70	70	0.2602	18.22	3220	27.2928%	Fecal		CFU/100 mL	200	283.2	86400	-	89,143.7
5439000	10/9/1993	70	70	0.2602	18.22	3220	27.2928%	Fecal		CFU/100 mL	200	283.2	86400	-	89,143.7
5439000	3/25/1994	70	70	0.2602	18.22	3220	27.2928%	Fecal		CFU/100 mL	200	283.2	86400	-	89,143.7
5439000	1/7/1995	70	70	0.2602	18.22	3220	27.2928%	Fecal		CFU/100 mL	200	283.2	86400	-	89,143.7
5439000	1/25/1995	70	70	0.2602	18.22	3220	27.2928%	Fecal		CFU/100 mL	200	283.2	86400	-	89,143.7
5439000	2/19/1995	70	70	0.2602	18.22	3220	27.2928%	Fecal		CFU/100 mL	200	283.2	86400	-	89,143.7
5439000	5/5/1995	70	70	0.2602	18.22	3220	27.2928%	Fecal		CFU/100 mL	200	283.2	86400	-	89,143.7
5439000	3/25/1997	70	70	0.2602	18.22	3220	27.2928%	Fecal		CFU/100 mL	200	283.2	86400	-	89,143.7
5439000	3/29/1997	70	70	0.2602	18.22	3220	27.2928%	Fecal		CFU/100 mL	200	283.2	86400	-	89,143.7
5439000	4/16/1997	70	70	0.2602	18.22	3220	27.2928%	Fecal		CFU/100 mL	200	283.2	86400	-	89,143.7
5439000	5/2/1997	70	70	0.2602	18.22	3220	27.2928%	Fecal		CFU/100 mL	200	283.2	86400	-	89,143.7
5439000	7/10/1998	70	70	0.2602	18.22	3220	27.2928%	Fecal		CFU/100 mL	200	283.2	86400	-	89,143.7
5439000	5/31/1999	70	70	0.2602	18.22	3220	27.2928%	Fecal		CFU/100 mL	200	283.2	86400	-	89,143.7
5439000	3/11/2001	70	70	0.2602	18.22	3220	27.2928%	Fecal		CFU/100 mL	200	283.2	86400	-	89,143.7
5439000	5/6/2007	70	70	0.2602	18.22	3220	27.2928%	Fecal		CFU/100 mL	200	283.2	86400	-	89,143.7
5439000	4/24/2002	69.9	69.9	0.2602	18.19	3246	27.5131%	Fecal		CFU/100 mL	200	283.2	86400	-	89,016.3
5439000	7/11/2014	69.9	69.9	0.2602	18.19	3246	27.5131%	Fecal		CFU/100 mL	200	283.2	86400	-	89,016.3
5439000	4/30/2016	69.9	69.9	0.2602	18.19	3246	27.5131%	Fecal		CFU/100 mL	200	283.2	86400	-	89,016.3
5439000	12/12/2018	69.9	69.9	0.2602	18.19	3246	27.5131%	Fecal		CFU/100 mL	200	283.2	86400	-	89,016.3
5439000	10/3/2008	69.7	69.7	0.2602	18.14	3250	27.5470%	Fecal		CFU/100 mL	200	283.2	86400	-	88,761.6
5439000	4/12/2016	69.7	69.7	0.2602	18.14	3250	27.5470%	Fecal		CFU/100 mL	200	283.2	86400	-	88,761.6

Gage ID	Date	Discharge (CFS)	Gage Discharge (less Surrogate NPDES) (CFS)	Watershed Area Ratio	Calculated flow (CFS)	Rank	Flow Exceedance %	Parameter	Results	Units (mg or micro_gram	Limit/Standard	100mL/CF	sec/day	Actual Load (million colonies/day)	Allowable Load (million colonies/day)
5439000	2/9/2020	69.7	69.7	0.2602	18.14	3250	27.5470%	Fecal		CFU/100 mL	200	283.2	86400	-	88,761.6
5439000	2/5/2005	69.6	69.6	0.2602	18.11	3253	27.5725%	Fecal		CFU/100 mL	200	283.2	86400	-	88,634.3
5439000	6/18/2008	69.6	69.6	0.2602	18.11	3253	27.5725%	Fecal		CFU/100 mL	200	283.2	86400	-	88,634.3
5439000	12/27/2011	69.5	69.5	0.2602	18.09	3255	27.5894%	Fecal		CFU/100 mL	200	283.2	86400	-	88,506.9
5439000	5/14/2012	69.5	69.5	0.2602	18.09	3255	27.5894%	Fecal		CFU/100 mL	200	283.2	86400	-	88,506.9
5439000	3/8/2017	69.5	69.5	0.2602	18.09	3255	27.5894%	Fecal		CFU/100 mL	200	283.2	86400	-	88,506.9
5439000	12/9/2019	69.5	69.5	0.2602	18.09	3255	27.5894%	Fecal		CFU/100 mL	200	283.2	86400	-	88,506.9
5439000	7/4/2015	69.4	69.4	0.2602	18.06	3259	27.6233%	Fecal		CFU/100 mL	200	283.2	86400	-	88,379.6
5439000	12/8/2019	69.4	69.4	0.2602	18.06	3259	27.6233%	Fecal		CFU/100 mL	200	283.2	86400	-	88,379.6
5439000	10/24/1993	69.3	69.3	0.2602	18.03	3261	27.6403%	Fecal		CFU/100 mL	200	283.2	86400	-	88,252.3
5439000	1/3/2007	69.3	69.3	0.2602	18.03	3261	27.6403%	Fecal		CFU/100 mL	200	283.2	86400	-	88,252.3
5439000	7/28/2007	69.3	69.3	0.2602	18.03	3261	27.6403%	Fecal		CFU/100 mL	200	283.2	86400	-	88,252.3
5439000	4/7/2004	69.2	69.2	0.2602	18.01	3264	27.6657%	Fecal		CFU/100 mL	200	283.2	86400	-	88,124.9
5439000	1/8/2009	69.2	69.2	0.2602	18.01	3264	27.6657%	Fecal		CFU/100 mL	200	283.2	86400	-	88,124.9
5439000	7/12/2010	69.2	69.2	0.2602	18.01	3264	27.6657%	Fecal		CFU/100 mL	200	283.2	86400	-	88,124.9
5439000	7/5/2018	69.2	69.2	0.2602	18.01	3264	27.6657%	Fecal		CFU/100 mL	200	283.2	86400	-	88,124.9
5439000	11/15/2019	69.2	69.2	0.2602	18.01	3264	27.6657%	Fecal		CFU/100 mL	200	283.2	86400	-	88,124.9
5439000	11/17/2019	69.2	69.2	0.2602	18.01	3264	27.6657%	Fecal		CFU/100 mL	200	283.2	86400	-	88,124.9
5439000	4/18/2020	69.2	69.2	0.2602	18.01	3264	27.6657%	Fecal		CFU/100 mL	200	283.2	86400	-	88,124.9
5439000	1/2/2007	69.1	69.1	0.2602	17.98	3271	27.7250%	Fecal		CFU/100 mL	200	283.2	86400	-	87,997.6
5439000	6/25/2019	69.1	69.1	0.2602	17.98	3271	27.7250%	Fecal		CFU/100 mL	200	283.2	86400	-	87,997.6
5439000	7/6/2021	69.1	69.1	0.2602	17.98	3271	27.7250%	Fecal		CFU/100 mL	200	283.2	86400	-	87,997.6
5439000	6/21/1990	69	69	0.2602	17.96	3274	27.7505%	Fecal		CFU/100 mL	200	283.2	86400	-	87,870.2
5439000	8/5/1990	69	69	0.2602	17.96	3274	27.7505%	Fecal		CFU/100 mL	200	283.2	86400	-	87,870.2
5439000	4/8/1991	69	69	0.2602	17.96	3274	27.7505%	Fecal		CFU/100 mL	200	283.2	86400	-	87,870.2
5439000	12/15/1996	69	69	0.2602	17.96	3274	27.7505%	Fecal		CFU/100 mL	200	283.2	86400	-	87,870.2
5439000	6/26/1997	69	69	0.2602	17.96	3274	27.7505%	Fecal		CFU/100 mL	200	283.2	86400	-	87,870.2
5439000	2/22/1998	69	69	0.2602	17.96	3274	27.7505%	Fecal		CFU/100 mL	200	283.2	86400	-	87,870.2
5439000	2/26/1998	69	69	0.2602	17.96	3274	27.7505%	Fecal		CFU/100 mL	200	283.2	86400	-	87,870.2
5439000	5/27/1998	69	69	0.2602	17.96	3274	27.7505%	Fecal		CFU/100 mL	200	283.2	86400	-	87,870.2
5439000	6/23/1998	69	69	0.2602	17.96	3274	27.7505%	Fecal		CFU/100 mL	200	283.2	86400	-	87,870.2
5439000	3/24/1999	69	69	0.2602	17.96	3274	27.7505%	Fecal		CFU/100 mL	200	283.2	86400	-	87,870.2
5439000	5/27/1999	69	69	0.2602	17.96	3274	27.7505%	Fecal		CFU/100 mL	200	283.2	86400	-	87,870.2
5439000	5/28/1999	69	69	0.2602	17.96	3274	27.7505%	Fecal		CFU/100 mL	200	283.2	86400	-	87,870.2
5439000	4/10/2001	69	69	0.2602	17.96	3274	27.7505%	Fecal		CFU/100 mL	200	283.2	86400	-	87,870.2
5439000	3/4/2004	69	69	0.2602	17.96	3274	27.7505%	Fecal		CFU/100 mL	200	283.2	86400	-	87,870.2
5439000	7/27/2010	69	69	0.2602	17.96	3274	27.7505%	Fecal		CFU/100 mL	200	283.2	86400	-	87,870.2
5439000	6/5/2015	69	69	0.2602	17.96	3274	27.7505%	Fecal		CFU/100 mL	200	283.2	86400	-	87,870.2
5439000	6/18/2013	68.9	68.9	0.2602	17.93	3290	27.8861%	Fecal		CFU/100 mL	200	283.2	86400	-	87,742.9
5439000	6/22/2016	68.9	68.9	0.2602	17.93	3290	27.8861%	Fecal		CFU/100 mL	200	283.2	86400	-	87,742.9
5439000	6/7/2007	68.8	68.8	0.2602	17.90	3292	27.9030%	Fecal		CFU/100 mL	200	283.2	86400	-	87,615.5
5439000	7/10/2013	68.8	68.8	0.2602	17.90	3292	27.9030%	Fecal		CFU/100 mL	200	283.2	86400	-	87,615.5
5439000	6/3/2017	68.8	68.8	0.2602	17.90	3292	27.9030%	Fecal		CFU/100 mL	200	283.2	86400	-	87,615.5
5439000	5/7/2007	68.7	68.7	0.2602	17.88	3295	27.9285%	Fecal		CFU/100 mL	200	283.2	86400	-	87,488.2
5439000	10/15/2014	68.7	68.7	0.2602	17.88	3295	27.9285%	Fecal		CFU/100 mL	200	283.2	86400	-	87,488.2
5439000	4/20/2019	68.7	68.7	0.2602	17.88	3295	27.9285%	Fecal		CFU/100 mL	200	283.2	86400	-	87,488.2
5439000	6/28/2006	68.6	68.6	0.2602	17.85	3298	27.9539%	Fecal		CFU/100 mL	200	283.2	86400	-	87,360.8
5439000	5/27/2010	68.4	68.4	0.2602	17.80	3299	27.9624%	Fecal		CFU/100 mL	200	283.2	86400	-	87,106.1
5439000	3/10/2016	68.4	68.4	0.2602	17.80	3299	27.9624%	Fecal		CFU/100 mL	200	283.2	86400	-	87,106.1
5439000	4/5/2022	128	128	0.1459	18.68	3179	26.9452%	Fecal		CFU/100 mL	200	283.2	86400	-	91,412.0
5439000	12/18/1993	68.2	68.2	0.2602	17.75	3301	27.9793%	Fecal		CFU/100 mL	200	283.2	86400	-	86,851.4
5439000	4/4/2010	68.2	68.2	0.2602	17.75	3301	27.9793%	Fecal		CFU/100 mL	200	283.2	86400	-	86,851.4
5439000	4/16/2011	68.2	68.2	0.2602	17.75	3301	27.9793%	Fecal		CFU/100 mL	200	283.2	86400	-	86,851.4
5439000	4/7/2014	68.2	68.2	0.2602	17.75	3301	27.9793%	Fecal		CFU/100 mL	200	283.2	86400	-	86,851.4
5439000	6/23/2004	68.1	68.1	0.2602	17.72	3305	28.0132%	Fecal		CFU/100 mL	200	283.2	86400	-	86,724.1
5439000	1/7/2010	68.1	68.1	0.2602	17.72	3305	28.0132%	Fecal		CFU/100 mL	200	283.2	86400	-	86,724.1
5439000	10/6/2018	68.1	68.1	0.2602	17.72	3305	28.0132%	Fecal		CFU/100 mL	200	283.2	86400	-	86,724.1
5439000	4/12/2020	68.1	68.1	0.2602	17.72	3305	28.0132%	Fecal		CFU/100 mL	200	283.2	86400	-	86,724.1
5439000	4/20/1990	68	68	0.2602	17.70	3309	28.0471%	Fecal		CFU/100 mL	200	283.2	86400	-	86,596.7
5439000	4/21/1990	68	68	0.2602	17.70	3309	28.0471%	Fecal		CFU/100 mL	200	283.2	86400	-	86,596.7
5439000	6/1/1990	68	68	0.2602	17.70	3309	28.0471%	Fecal		CFU/100 mL	200	283.2	86400	-	86,596.7
5439000	12/18/1991	68	68	0.2602	17.70	3309	28.0471%	Fecal		CFU/100 mL	200	283.2	86400	-	86,596.7
5439000	2/21/1992	68	68	0.2602	17.70	3309	28.0471%	Fecal		CFU/100 mL	200	283.2	86400	-	86,596.7
5439000	2/3/1993	68	68	0.2602	17.70	3309	28.0471%	Fecal		CFU/100 mL	200	283.2	86400	-	86,596.7
5439000	2/8/1993	68	68	0.2602	17.70	3309	28.0471%	Fecal		CFU/100 mL	200	283.2	86400	-	86,596.7
5439000	3/19/1995	68	68	0.2602	17.70	3309	28.0471%	Fecal		CFU/100 mL	200	283.2	86400	-	86,596.7
5439000	6/13/1995	68	68	0.2602	17.70	3309	28.0471%	Fecal		CFU/100 mL	200	283.2	86400	-	86,596.7
5439000	3/17/1997	68	68	0.2602	17.70	3309	28.0471%	Fecal		CFU/100 mL	200	283.2	86400	-	86,596.7
5439000	3/26/1997	68	68	0.2602	17.70	3309	28.0471%	Fecal		CFU/100 mL	200	283.2	86400	-	86,596.7
5439000	3/27/1997	68	68	0.2602	17.70	3309	28.0471%	Fecal		CFU/100 mL	200	283.2	86400	-	86,596.7
5439000	3/28/1997	68	68	0.2602	17.70	3309	28.0471%	Fecal		CFU/100 mL	200	283.2	86400	-	86,596.7
5439000	4/17/1997	68	68	0.2602	17.70	3309	28.0471%	Fecal		CFU/100 mL	200	283.2	86400	-	86,596.7
5439000	5/18/1997	68	68	0.2602	17.70	3309	28.0471%	Fecal		CFU/100 mL	200	283.2	86400	-	86,596.7
5439000	6/12/1997	68	68	0.2602	17.70	3309	28.0471%	Fecal		CFU/100 mL	200	283.2	86400	-	86,596.7
5439000	1/14/1998	68	68	0.2602	17.70	3309	28.0471%	Fecal		CFU/100 mL	200	283.2	86400	-	86,596.7
5439000	12/12/1998	68	68	0.2602	17.70	3309	28.0471%	Fecal		CFU/100 mL	200	283.2	86400	-	86,596.7
5439000	6/26/1999	68	68	0.2602	17.70	3309	28.0471%	Fecal		CFU/100 mL	200	283.2	86400	-	86,596.7
5439000	3/2/2000	68	68	0.2602	17.70	3309	28.0471%	Fecal		CFU/100 mL	200	283.2	86400	-	86,596.7
5439000	5/15/2000	68	68	0.2602	17.70	3309	28.0471%	Fecal		CFU/100 mL	200	283.2	86400	-	86,596.7
5439000	6/8/2000	68	68	0.2602	17.70	3309	28.0471%	Fecal		CFU/100 mL	200	283.2	86400	-	86,596.7
5439000	7/8/2000	68	68	0.2602	17.70	3309	28.0471%	Fecal		CFU/100 mL	200	283.2	86400	-	86,596.7
5439000	11/9/2000	68	68	0.2602	17.70	3309	28.0471%	Fecal		CFU/100 mL	200	283.2	86400	-	86,596.7
5439000	6/13/2001	68	68	0.2602	17.70	3309	28.0471%	Fecal		CFU/100 mL	200	283.2	86400	-	86,596.7
5439000	12/4/2006	68	68	0.2602	17.70	3309	28.0471%	Fecal		CFU/100 mL	200	283.2	86400	-	86,596.7
5439000	7/18/2020	68	68	0.2602	17.70	3309	28.0471%	Fecal		CFU/100 mL	200	283.2	86400	-	86,596.7
5439000	12/7/2019	67.9	67.9	0.2602	17.67	3336	28.2760%	Fecal		CFU/100 mL	200	283.2	86400	-	86,469.4
5439000	5/28/2007	67.8	67.8	0.2602	17.64	3337	28.2845%	Fecal		CFU/100 mL	200	283.2	86400	-	86,342.0
5439000	10/30/2017	67.8	67.8	0.2602	17.64	3337	28.2845%	Fecal		CFU/100 mL	200	283.2	86400	-	86,342.0
5439000	4/28/2004	67.7	67.7	0.2602	17.62	3339	28.3014%	Fecal		CFU/100 mL	200	283.2	86400	-	86,214.7
5439000	4/19/2007	67.7	67.7	0.2602	17.62	3339	28.3014%	Fecal		CFU/100 mL	200	283.2	86400	-	86,214.7
5439000	12/12/2015	67.7	67.7	0.2602	17.62	3339	28.3014%	Fecal		CFU/100 mL	200	283.2	86400	-	86,214.7
5439000	5/9/2018	67.7	67.7	0.2602	17.62	3339	28.3014%	Fecal		CFU/100 mL	200	283.2	86400	-	86,214.7
5439000	4/1/2021	67.7	67.7	0.2602	17.62	3339	28.3014%	Fecal		CFU/100 mL	200	283.2	86400	-	86,214.7
5439000	2/10/2020	67.6	67.6	0.2602	17.59	3344	28.3438%	Fecal		CFU/100 mL	200	283.2	86400	-	86,087.3
5439000	3/3/2020	67.6	67.6	0.2602	17.59	3344	28.3438%	Fecal		CFU/100 mL	200	283.2	86400	-	86,087.3
5439000	4/11/2020	67.6	67.6	0.2602	17.59	3344	28.3438%	Fecal		CFU/100 mL	200	283.2	86400	-	86,087.3
5439000	5/12/2021	67.6	67.6	0.2602	17.59	3344	28.3438%	Fecal		CFU/100 mL	200	283.2	86400	-	86,087.3
5439000	4/23/2008	67.5	67.5	0.2602	17.57	3348	28.3777%	Fecal		CFU/100 mL	200	283.2	86400	-	85,960.0
5439000	5/9/2011	67.5	67.5	0.2602	17.57	3348	28.3777%	Fecal		CFU/100 mL	200	283.2	86400	-	85,960.0
5439000	6/20/2016	67.5	67.5	0.2602	17.57	3348	28.3777%	Fecal		CFU/100 mL	200	283.2	86400	-	85,960.0
5439000	11/13/2008	67.4	67.4	0.2602	17.54	3351	28.4031%	Fecal		CFU/100 mL	200	283.2	86400	-	85,832.6
5439000	5/11/2013	67.4	67.4	0.2602	17.54	3351	28.4031%	Fecal		CFU/100 mL	200	283.2	86400	-	85,832.6
5439000	3/1/2004	67.3	67.3	0.2602	17.51	3353	28.4201%	Fecal		CFU/100 mL	200	283.2	86400	-	85,705.3
5439000	4/24/2008	67.3	67.3	0.2602	17.51	3353	28.4201%	Fecal		CFU/100 mL	200	283.2	86400	-	85,705.3
5439000	11/12/2009	67.3	67.3	0.2602	17.51	3353	28.4201%	Fecal		CFU/100 mL	200	283.2	86400	-	85,705.3
5439000	11/16/2019	67.3	67.3	0.2602	17.51	3353	28.4201%	Fecal		CFU/100 mL	200	283.2	86400	-	85,705.3
5439000	4/15/2021	67.3	67.3	0.2602	17.51	3353	28.4201%	Fecal		CFU/100 mL	200	283.2	86400	-	85,705.3
5439000	12/21/1993	67.2	67.2	0.2602	17.49	3358	28.4625%	Fecal		CFU/100 mL	200	283.2	86400	-	85,577.9
5439000	3/2/1994	67.2	67.2	0.2602	17.49	3358	28.4625%	Fecal		CFU/100 mL	200	283.2	86400	-	85,577.9
5439000	3/19/2011	67.2	67.2	0.2602	17.49	3358	28.4625%	Fecal		CFU/100 mL	200	283.2	86400	-	85,577.9
5439000	4/10/2007	67.1	67.1	0.2602	17.46	3361	28.4879%	Fecal		CFU/100 mL	200	283.2	86400	-	85,450.6
5439000	4/26/2008	67.1	67.1	0.2602	17.46	3361	28.4879%	Fecal		CFU/100 mL	200	283.2	86400	-	85,450.6
5439000	1/9/2009	67.1	67.1	0.2602	17.46	3361	28.4879%	Fecal		CFU/100 mL	200	283.2	86400	-	85,450.6
5439000	2/1/2010	67.1	67.1	0.2602	17.46	3361	28.4879%	Fecal		CFU/100 mL	200	283.2	86400	-	85,450.6
5439000	3/16/2012	67.1	67.1	0.2602	17.46	3361	28.4879%	Fecal		CFU/100 mL	200	283.2	86400	-	85,450.6
5439000	7/5/2019	67.1	67.1	0.2602	17.46	3361	28.4879%	Fecal		CFU/100 mL	200	283.2	86400	-	85,450.6
5439000	6/2/1990	67	67	0.2602	17.44	3367	28.5387%	Fecal		CFU/100 mL	200	283.2	86400	-	85,323.2
5439000	6/26/1990	67	67	0.2602	17.44	3367	28.5387%	Fecal		CFU/100 mL	200	283.2	86400	-	85,323.2
5439000	4/29/1991	67	67	0.2602	17.44	3367	28.5387%	Fecal		CFU/100 mL	200	283.2	86400	-	85,323.2
5439000	5/10/1991	67	67	0.2602	17.44	3367	28.5387%	Fecal		CFU/100 mL	200	283.2	86400	-	85,323.2
5439000	6/10/1991	67	67	0.2602	17.44	3367	28.5387%	Fecal		CFU/100 mL	200	283.2	86400	-	85,323.2
5439000	1/20/1993	67	67	0.2602	17.44	3367	28.5387%	Fecal		CFU/100 mL	200	283.2	86400	-	85,323.2
5439000	12/2/1994	67	67	0.2602	17.44	3367	28.5387%	Fecal		CFU/100 mL	200	283.2	86400	-	85,323.2
5439000	3/20/1995	67	67	0.2602	17.44	3367	28.5387%	Fecal		CFU/100 mL	200	283.2	86400	-	85,323.2
5439000	3/31/1995	67	67	0.2602	17.44	3367	28.5387%	Fecal		CFU/100 mL	200	283.2	86400	-	85,323.2

Gage ID	Date	Discharge (CFS)	Gage Discharge (less Surrogate NPDES) (CFS)	Watershed Area Ratio	Calculated flow (CFS)	Rank	Flow Exceedance %	Parameter	Results	Units (mg or micro_gram	Limit/Standard	100mL/CF	sec/day	Actual Load (million colonies/day)	Allowable Load (million colonies/day)
5439000	6/16/1995	67	67	0.2602	17.44	3367	28.5387%	Fecal		CFU/100 mL	200	283.2	86400	-	85,323.2
5439000	8/15/1995	67	67	0.2602	17.44	3367	28.5387%	Fecal		CFU/100 mL	200	283.2	86400	-	85,323.2
5439000	5/15/1997	67	67	0.2602	17.44	3367	28.5387%	Fecal		CFU/100 mL	200	283.2	86400	-	85,323.2
5439000	2/24/1998	67	67	0.2602	17.44	3367	28.5387%	Fecal		CFU/100 mL	200	283.2	86400	-	85,323.2
5439000	3/5/1998	67	67	0.2602	17.44	3367	28.5387%	Fecal		CFU/100 mL	200	283.2	86400	-	85,323.2
5439000	7/6/1998	67	67	0.2602	17.44	3367	28.5387%	Fecal		CFU/100 mL	200	283.2	86400	-	85,323.2
5439000	11/15/1998	67	67	0.2602	17.44	3367	28.5387%	Fecal		CFU/100 mL	200	283.2	86400	-	85,323.2
5439000	4/28/2000	67	67	0.2602	17.44	3367	28.5387%	Fecal		CFU/100 mL	200	283.2	86400	-	85,323.2
5439000	4/22/2001	67	67	0.2602	17.44	3367	28.5387%	Fecal		CFU/100 mL	200	283.2	86400	-	85,323.2
5439000	6/29/2009	67	67	0.2602	17.44	3367	28.5387%	Fecal		CFU/100 mL	200	283.2	86400	-	85,323.2
5439000	3/9/2005	66.9	66.9	0.2602	17.41	3386	28.6998%	Fecal		CFU/100 mL	200	283.2	86400	-	85,195.9
5439000	2/28/2012	66.9	66.9	0.2602	17.41	3386	28.6998%	Fecal		CFU/100 mL	200	283.2	86400	-	85,195.9
5439000	4/20/2015	66.9	66.9	0.2602	17.41	3386	28.6998%	Fecal		CFU/100 mL	200	283.2	86400	-	85,195.9
5439000	6/7/2016	66.9	66.9	0.2602	17.41	3386	28.6998%	Fecal		CFU/100 mL	200	283.2	86400	-	85,195.9
5439000	1/8/2007	66.8	66.8	0.2602	17.38	3390	28.7337%	Fecal		CFU/100 mL	200	283.2	86400	-	85,068.5
5439000	7/24/2011	66.8	66.8	0.2602	17.38	3390	28.7337%	Fecal		CFU/100 mL	200	283.2	86400	-	85,068.5
5439000	4/15/2015	66.8	66.8	0.2602	17.38	3390	28.7337%	Fecal		CFU/100 mL	200	283.2	86400	-	85,068.5
5439000	3/7/2019	66.8	66.8	0.2602	17.38	3390	28.7337%	Fecal		CFU/100 mL	200	283.2	86400	-	85,068.5
5439000	12/26/2011	66.7	66.7	0.2602	17.36	3394	28.7676%	Fecal		CFU/100 mL	200	283.2	86400	-	84,941.2
5439000	6/18/2017	66.7	66.7	0.2602	17.36	3394	28.7676%	Fecal		CFU/100 mL	200	283.2	86400	-	84,941.2
5439000	1/27/2019	66.7	66.7	0.2602	17.36	3394	28.7676%	Fecal		CFU/100 mL	200	283.2	86400	-	84,941.2
5439000	12/5/2006	66.5	66.5	0.2602	17.31	3397	28.7930%	Fecal		CFU/100 mL	200	283.2	86400	-	84,686.5
5439000	12/8/2011	66.5	66.5	0.2602	17.31	3397	28.7930%	Fecal		CFU/100 mL	200	283.2	86400	-	84,686.5
5439000	6/15/2014	66.5	66.5	0.2602	17.31	3397	28.7930%	Fecal		CFU/100 mL	200	283.2	86400	-	84,686.5
5439000	6/5/2020	66.5	66.5	0.2602	17.31	3397	28.7930%	Fecal		CFU/100 mL	200	283.2	86400	-	84,686.5
5439000	5/24/2010	66.4	66.4	0.2602	17.28	3401	28.8269%	Fecal		CFU/100 mL	200	283.2	86400	-	84,559.2
5439000	2/13/2013	66.4	66.4	0.2602	17.28	3401	28.8269%	Fecal		CFU/100 mL	200	283.2	86400	-	84,559.2
5439000	1/10/2020	66.4	66.4	0.2602	17.28	3401	28.8269%	Fecal		CFU/100 mL	200	283.2	86400	-	84,559.2
5439000	5/30/2003	66.3	66.3	0.2602	17.25	3404	28.8523%	Fecal		CFU/100 mL	200	283.2	86400	-	84,431.8
5439000	7/26/2007	66.3	66.3	0.2602	17.25	3404	28.8523%	Fecal		CFU/100 mL	200	283.2	86400	-	84,431.8
5439000	4/13/2016	66.3	66.3	0.2602	17.25	3404	28.8523%	Fecal		CFU/100 mL	200	283.2	86400	-	84,431.8
5439000	2/15/2020	66.3	66.3	0.2602	17.25	3404	28.8523%	Fecal		CFU/100 mL	200	283.2	86400	-	84,431.8
5439000	5/12/2020	66.3	66.3	0.2602	17.25	3404	28.8523%	Fecal		CFU/100 mL	200	283.2	86400	-	84,431.8
5439000	2/22/2005	66.2	66.2	0.2602	17.23	3409	28.8947%	Fecal		CFU/100 mL	200	283.2	86400	-	84,304.5
5439000	3/29/2011	66.2	66.2	0.2602	17.23	3409	28.8947%	Fecal		CFU/100 mL	200	283.2	86400	-	84,304.5
5439000	5/10/2011	66.2	66.2	0.2602	17.23	3409	28.8947%	Fecal		CFU/100 mL	200	283.2	86400	-	84,304.5
5439000	7/6/2019	66.2	66.2	0.2602	17.23	3409	28.8947%	Fecal		CFU/100 mL	200	283.2	86400	-	84,304.5
5439000	5/9/2010	66.1	66.1	0.2602	17.20	3414	28.9371%	Fecal		CFU/100 mL	200	283.2	86400	-	84,177.1
5439000	7/21/2015	66.1	66.1	0.2602	17.20	3414	28.9371%	Fecal		CFU/100 mL	200	283.2	86400	-	84,177.1
5439000	4/2/1990	66	66	0.2602	17.18	3416	28.9541%	Fecal		CFU/100 mL	200	283.2	86400	-	84,049.8
5439000	4/22/1990	66	66	0.2602	17.18	3416	28.9541%	Fecal		CFU/100 mL	200	283.2	86400	-	84,049.8
5439000	12/23/1990	66	66	0.2602	17.18	3416	28.9541%	Fecal		CFU/100 mL	200	283.2	86400	-	84,049.8
5439000	12/6/1991	66	66	0.2602	17.18	3416	28.9541%	Fecal		CFU/100 mL	200	283.2	86400	-	84,049.8
5439000	3/15/1992	66	66	0.2602	17.18	3416	28.9541%	Fecal		CFU/100 mL	200	283.2	86400	-	84,049.8
5439000	4/11/1992	66	66	0.2602	17.18	3416	28.9541%	Fecal		CFU/100 mL	200	283.2	86400	-	84,049.8
5439000	4/26/1992	66	66	0.2602	17.18	3416	28.9541%	Fecal		CFU/100 mL	200	283.2	86400	-	84,049.8
5439000	5/16/1993	66	66	0.2602	17.18	3416	28.9541%	Fecal		CFU/100 mL	200	283.2	86400	-	84,049.8
5439000	5/17/1993	66	66	0.2602	17.18	3416	28.9541%	Fecal		CFU/100 mL	200	283.2	86400	-	84,049.8
5439000	6/15/1995	66	66	0.2602	17.18	3416	28.9541%	Fecal		CFU/100 mL	200	283.2	86400	-	84,049.8
5439000	11/18/1995	66	66	0.2602	17.18	3416	28.9541%	Fecal		CFU/100 mL	200	283.2	86400	-	84,049.8
5439000	11/19/1995	66	66	0.2602	17.18	3416	28.9541%	Fecal		CFU/100 mL	200	283.2	86400	-	84,049.8
5439000	5/17/1996	66	66	0.2602	17.18	3416	28.9541%	Fecal		CFU/100 mL	200	283.2	86400	-	84,049.8
5439000	8/18/1996	66	66	0.2602	17.18	3416	28.9541%	Fecal		CFU/100 mL	200	283.2	86400	-	84,049.8
5439000	4/19/1997	66	66	0.2602	17.18	3416	28.9541%	Fecal		CFU/100 mL	200	283.2	86400	-	84,049.8
5439000	5/22/1997	66	66	0.2602	17.18	3416	28.9541%	Fecal		CFU/100 mL	200	283.2	86400	-	84,049.8
5439000	2/23/1998	66	66	0.2602	17.18	3416	28.9541%	Fecal		CFU/100 mL	200	283.2	86400	-	84,049.8
5439000	5/29/1998	66	66	0.2602	17.18	3416	28.9541%	Fecal		CFU/100 mL	200	283.2	86400	-	84,049.8
5439000	12/6/1998	66	66	0.2602	17.18	3416	28.9541%	Fecal		CFU/100 mL	200	283.2	86400	-	84,049.8
5439000	3/3/1999	66	66	0.2602	17.18	3416	28.9541%	Fecal		CFU/100 mL	200	283.2	86400	-	84,049.8
5439000	7/22/1999	66	66	0.2602	17.18	3416	28.9541%	Fecal		CFU/100 mL	200	283.2	86400	-	84,049.8
5439000	7/15/2000	66	66	0.2602	17.18	3416	28.9541%	Fecal		CFU/100 mL	200	283.2	86400	-	84,049.8
5439000	3/30/2001	66	66	0.2602	17.18	3416	28.9541%	Fecal		CFU/100 mL	200	283.2	86400	-	84,049.8
5439000	3/31/2001	66	66	0.2602	17.18	3416	28.9541%	Fecal		CFU/100 mL	200	283.2	86400	-	84,049.8
5439000	4/5/2001	66	66	0.2602	17.18	3416	28.9541%	Fecal		CFU/100 mL	200	283.2	86400	-	84,049.8
5439000	4/23/2001	66	66	0.2602	17.18	3416	28.9541%	Fecal		CFU/100 mL	200	283.2	86400	-	84,049.8
5439000	1/17/2005	66	66	0.2602	17.18	3416	28.9541%	Fecal		CFU/100 mL	200	283.2	86400	-	84,049.8
5439000	12/3/2006	66	66	0.2602	17.18	3416	28.9541%	Fecal		CFU/100 mL	200	283.2	86400	-	84,049.8
5439000	6/4/2017	66	66	0.2602	17.18	3416	28.9541%	Fecal		CFU/100 mL	200	283.2	86400	-	84,049.8
5439000	4/27/2002	65.9	65.9	0.2602	17.15	3445	29.1999%	Fecal		CFU/100 mL	200	283.2	86400	-	83,922.4
5439000	11/3/2016	65.8	65.8	0.2602	17.12	3446	29.2083%	Fecal		CFU/100 mL	200	283.2	86400	-	83,795.1
5439000	1/22/2020	65.8	65.8	0.2602	17.12	3446	29.2083%	Fecal		CFU/100 mL	200	283.2	86400	-	83,795.1
5439000	4/25/2020	65.8	65.8	0.2602	17.12	3446	29.2083%	Fecal		CFU/100 mL	200	283.2	86400	-	83,795.1
5439000	11/28/2011	65.7	65.7	0.2602	17.10	3449	29.2338%	Fecal		CFU/100 mL	200	283.2	86400	-	83,667.7
5439000	2/27/2020	65.7	65.7	0.2602	17.10	3449	29.2338%	Fecal		CFU/100 mL	200	283.2	86400	-	83,667.7
5439000	6/20/2002	65.6	65.6	0.2602	17.07	3452	29.2592%	Fecal		CFU/100 mL	200	283.2	86400	-	83,540.4
5439000	6/27/2020	65.6	65.6	0.2602	17.07	3452	29.2592%	Fecal		CFU/100 mL	200	283.2	86400	-	83,540.4
5439000	1/7/2007	65.5	65.5	0.2602	17.04	3454	29.2761%	Fecal		CFU/100 mL	200	283.2	86400	-	83,413.0
5439000	3/26/2015	65.5	65.5	0.2602	17.04	3454	29.2761%	Fecal		CFU/100 mL	200	283.2	86400	-	83,413.0
5439000	11/22/2017	65.5	65.5	0.2602	17.04	3454	29.2761%	Fecal		CFU/100 mL	200	283.2	86400	-	83,413.0
5439000	8/14/1994	65.4	65.4	0.2602	17.02	3457	29.3016%	Fecal		CFU/100 mL	200	283.2	86400	-	83,285.7
5439000	3/19/2002	65.4	65.4	0.2602	17.02	3457	29.3016%	Fecal		CFU/100 mL	200	283.2	86400	-	83,285.7
5439000	12/30/2011	65.3	65.3	0.2602	16.99	3459	29.3185%	Fecal		CFU/100 mL	200	283.2	86400	-	83,158.3
5439000	4/3/2019	65.3	65.3	0.2602	16.99	3459	29.3185%	Fecal		CFU/100 mL	200	283.2	86400	-	83,158.3
5439000	6/9/2020	65.3	65.3	0.2602	16.99	3459	29.3185%	Fecal		CFU/100 mL	200	283.2	86400	-	83,158.3
5439000	2/22/2008	65.2	65.2	0.2602	16.97	3462	29.3440%	Fecal		CFU/100 mL	200	283.2	86400	-	83,031.0
5439000	8/23/2011	65.2	65.2	0.2602	16.97	3462	29.3440%	Fecal		CFU/100 mL	200	283.2	86400	-	83,031.0
5439000	12/2/2009	65.1	65.1	0.2602	16.94	3464	29.3609%	Fecal		CFU/100 mL	200	283.2	86400	-	82,903.6
5439000	8/1/2017	65.1	65.1	0.2602	16.94	3464	29.3609%	Fecal		CFU/100 mL	200	283.2	86400	-	82,903.6
5439000	12/31/1990	65	65	0.2602	16.91	3466	29.3779%	Fecal		CFU/100 mL	200	283.2	86400	-	82,776.3
5439000	2/23/1992	65	65	0.2602	16.91	3466	29.3779%	Fecal		CFU/100 mL	200	283.2	86400	-	82,776.3
5439000	3/2/1992	65	65	0.2602	16.91	3466	29.3779%	Fecal		CFU/100 mL	200	283.2	86400	-	82,776.3
5439000	3/29/1992	65	65	0.2602	16.91	3466	29.3779%	Fecal		CFU/100 mL	200	283.2	86400	-	82,776.3
5439000	4/15/1992	65	65	0.2602	16.91	3466	29.3779%	Fecal		CFU/100 mL	200	283.2	86400	-	82,776.3
5439000	12/10/1992	65	65	0.2602	16.91	3466	29.3779%	Fecal		CFU/100 mL	200	283.2	86400	-	82,776.3
5439000	1/16/1993	65	65	0.2602	16.91	3466	29.3779%	Fecal		CFU/100 mL	200	283.2	86400	-	82,776.3
5439000	1/26/1995	65	65	0.2602	16.91	3466	29.3779%	Fecal		CFU/100 mL	200	283.2	86400	-	82,776.3
5439000	11/21/1995	65	65	0.2602	16.91	3466	29.3779%	Fecal		CFU/100 mL	200	283.2	86400	-	82,776.3
5439000	12/14/1996	65	65	0.2602	16.91	3466	29.3779%	Fecal		CFU/100 mL	200	283.2	86400	-	82,776.3
5439000	5/23/1997	65	65	0.2602	16.91	3466	29.3779%	Fecal		CFU/100 mL	200	283.2	86400	-	82,776.3
5439000	5/28/1997	65	65	0.2602	16.91	3466	29.3779%	Fecal		CFU/100 mL	200	283.2	86400	-	82,776.3
5439000	2/8/1998	65	65	0.2602	16.91	3466	29.3779%	Fecal		CFU/100 mL	200	283.2	86400	-	82,776.3
5439000	5/28/1998	65	65	0.2602	16.91	3466	29.3779%	Fecal		CFU/100 mL	200	283.2	86400	-	82,776.3
5439000	6/24/1998	65	65	0.2602	16.91	3466	29.3779%	Fecal		CFU/100 mL	200	283.2	86400	-	82,776.3
5439000	10/23/1998	65	65	0.2602	16.91	3466	29.3779%	Fecal		CFU/100 mL	200	283.2	86400	-	82,776.3
5439000	2/20/1999	65	65	0.2602	16.91	3466	29.3779%	Fecal		CFU/100 mL	200	283.2	86400	-	82,776.3
5439000	2/28/1999	65	65	0.2602	16.91	3466	29.3779%	Fecal		CFU/100 mL	200	283.2	86400	-	82,776.3
5439000	3/29/2010	65	65	0.2602	16.91	3466	29.3779%	Fecal		CFU/100 mL	200	283.2	86400	-	82,776.3
5439000	1/31/2013	65	65	0.2602	16.91	3466	29.3779%	Fecal		CFU/100 mL	200	283.2	86400	-	82,776.3
5439000	3/22/2013	65	65	0.2602	16.91	3466	29.3779%	Fecal		CFU/100 mL	200	283.2	86400	-	82,776.3
5439000	2/19/2018	65	65	0.2602	16.91	3466	29.3779%	Fecal		CFU/100 mL	200	283.2	86400	-	82,776.3
5439000	1/20/2019	65	65	0.2602	16.91	3466	29.3779%	Fecal		CFU/100 mL	200	283.2	86400	-	82,776.3
5439000	6/28/2019	65	65	0.2602	16.91	3466	29.3779%	Fecal		CFU/100 mL	200	283.2	86400	-	82,776.3
5439000	6/25/2011	64.9	64.9	0.2602	16.89	3490	29.5813%	Fecal		CFU/100 mL	200	283.2	86400	-	82,648.9
5439000	3/31/2021	64.9	64.9	0.2602	16.89	3490	29.5813%	Fecal		CFU/100 mL	200	283.2	86400	-	82,648.9
5439000	5/13/2018	64.8	64.8	0.2602	16.86	3492	29.5982%	Fecal		CFU/100 mL	200	283.2	86400	-	82,521.6
5439000	3/1/1994	64.7	64.7	0.2602	16.84	3493	29.6067%	Fecal		CFU/100 mL	200	283.2	86400	-	82,394.2
5439000	3/10/2005	64.7	64.7	0.2602	16.84	3493	29.6067%	Fecal		CFU/100 mL	200	283.2	86400	-	82,394.2
5439000	10/11/2008	64.7	64.7	0.2602	16.84	3493	29.6067%	Fecal		CFU/100 mL	200	283.2	86400	-	82,394.2
5439000	1/1/2012	64.7	64.7	0.2602	16.84	3493	29.6067%	Fecal		CFU/100 mL	200	283.2	86400	-	82,394.2
5439000	4/23/2002	64.6	64.6	0.2602	16.81	3497	29.6406%	Fecal		CFU/100 mL	200	283.2	86400	-	82,266.9
5439000	5/29/2003	64.6	64.6	0.2602	16.81	3497	29.6406%	Fecal		CFU/100 mL	200	283.2	86400	-	82,266.9
5439000	4/12/2011	64.6	64.6	0.2602	16.81	3497	29.6406%	Fecal		CFU/100 mL	200	283.2	86400	-	82,266.9
5439000	7/2/2019	64.6	64.6	0.2602	16.81	3497	29.6406%	Fecal		CFU/100 mL	200	283.2	86400	-	82,266.9
5439000	4/8/2004	64.5	64.5	0.2602	16.78	3501	29.6745%	Fecal		CFU/100 mL	200	283.2	86400	-	82,139.5
5439000	5/20/2008	64.5	64.5	0.2602	16.78	3501	29.6745%	Fecal		CFU/100 mL	200	283.2	86400	-	82,139.5

Gage ID	Date	Discharge (CFS)	Gage Discharge (less Surrogate NPDES) (CFS)	Watershed Area Ratio	Calculated flow (CFS)	Rank	Flow Exceedance %	Parameter	Results	Units (mg or micro_gram	Limit/Standard	100mL/CF	sec/day	Actual Load (million colonies/day)	Allowable Load (million colonies/day)
5439000	6/9/2015	64.5	64.5	0.2602	16.78	3501	29.6745%	Fecal		CFU/100 mL	200	283.2	86400	-	82,139.5
5439000	7/8/2016	64.5	64.5	0.2602	16.78	3501	29.6745%	Fecal		CFU/100 mL	200	283.2	86400	-	82,139.5
5439000	3/11/2018	64.5	64.5	0.2602	16.78	3501	29.6745%	Fecal		CFU/100 mL	200	283.2	86400	-	82,139.5
5439000	3/20/2002	64.4	64.4	0.2602	16.76	3507	29.7254%	Fecal		CFU/100 mL	200	283.2	86400	-	82,012.2
5439000	9/12/2007	64.4	64.4	0.2602	16.76	3507	29.7254%	Fecal		CFU/100 mL	200	283.2	86400	-	82,012.2
5439000	4/17/2010	64.4	64.4	0.2602	16.76	3507	29.7254%	Fecal		CFU/100 mL	200	283.2	86400	-	82,012.2
5439000	5/11/2011	64.4	64.4	0.2602	16.76	3507	29.7254%	Fecal		CFU/100 mL	200	283.2	86400	-	82,012.2
5439000	3/31/2013	64.4	64.4	0.2602	16.76	3507	29.7254%	Fecal		CFU/100 mL	200	283.2	86400	-	82,012.2
5439000	3/1/2005	64.3	64.3	0.2602	16.73	3512	29.7678%	Fecal		CFU/100 mL	200	283.2	86400	-	81,884.8
5439000	1/4/2012	64.3	64.3	0.2602	16.73	3512	29.7678%	Fecal		CFU/100 mL	200	283.2	86400	-	81,884.8
5439000	2/7/2012	64.3	64.3	0.2602	16.73	3512	29.7678%	Fecal		CFU/100 mL	200	283.2	86400	-	81,884.8
5439000	4/15/2019	64.3	64.3	0.2602	16.73	3512	29.7678%	Fecal		CFU/100 mL	200	283.2	86400	-	81,884.8
5439000	2/27/2002	64.1	64.1	0.2602	16.68	3516	29.8017%	Fecal		CFU/100 mL	200	283.2	86400	-	81,630.1
5439000	5/19/2006	64.1	64.1	0.2602	16.68	3516	29.8017%	Fecal		CFU/100 mL	200	283.2	86400	-	81,630.1
5439000	11/1/2008	64.1	64.1	0.2602	16.68	3516	29.8017%	Fecal		CFU/100 mL	200	283.2	86400	-	81,630.1
5439000	7/25/2016	64.1	64.1	0.2602	16.68	3516	29.8017%	Fecal		CFU/100 mL	200	283.2	86400	-	81,630.1
5439000	2/17/2019	64.1	64.1	0.2602	16.68	3516	29.8017%	Fecal		CFU/100 mL	200	283.2	86400	-	81,630.1
5439000	4/23/2019	64.1	64.1	0.2602	16.68	3516	29.8017%	Fecal		CFU/100 mL	200	283.2	86400	-	81,630.1
5439000	4/23/1990	64	64	0.2602	16.65	3522	29.8525%	Fecal		CFU/100 mL	200	283.2	86400	-	81,502.8
5439000	2/13/1991	64	64	0.2602	16.65	3522	29.8525%	Fecal		CFU/100 mL	200	283.2	86400	-	81,502.8
5439000	4/28/1991	64	64	0.2602	16.65	3522	29.8525%	Fecal		CFU/100 mL	200	283.2	86400	-	81,502.8
5439000	1/19/1992	64	64	0.2602	16.65	3522	29.8525%	Fecal		CFU/100 mL	200	283.2	86400	-	81,502.8
5439000	3/24/1992	64	64	0.2602	16.65	3522	29.8525%	Fecal		CFU/100 mL	200	283.2	86400	-	81,502.8
5439000	8/26/1993	64	64	0.2602	16.65	3522	29.8525%	Fecal		CFU/100 mL	200	283.2	86400	-	81,502.8
5439000	7/3/1994	64	64	0.2602	16.65	3522	29.8525%	Fecal		CFU/100 mL	200	283.2	86400	-	81,502.8
5439000	11/3/1994	64	64	0.2602	16.65	3522	29.8525%	Fecal		CFU/100 mL	200	283.2	86400	-	81,502.8
5439000	3/6/1998	64	64	0.2602	16.65	3522	29.8525%	Fecal		CFU/100 mL	200	283.2	86400	-	81,502.8
5439000	3/10/1999	64	64	0.2602	16.65	3522	29.8525%	Fecal		CFU/100 mL	200	283.2	86400	-	81,502.8
5439000	5/29/1999	64	64	0.2602	16.65	3522	29.8525%	Fecal		CFU/100 mL	200	283.2	86400	-	81,502.8
5439000	1/17/2008	64	64	0.2602	16.65	3522	29.8525%	Fecal		CFU/100 mL	200	283.2	86400	-	81,502.8
5439000	5/7/2018	64	64	0.2602	16.65	3522	29.8525%	Fecal		CFU/100 mL	200	283.2	86400	-	81,502.8
5439000	7/6/2018	64	64	0.2602	16.65	3522	29.8525%	Fecal		CFU/100 mL	200	283.2	86400	-	81,502.8
5439000	1/24/2019	64	64	0.2602	16.65	3522	29.8525%	Fecal		CFU/100 mL	200	283.2	86400	-	81,502.8
5439000	4/19/2020	64	64	0.2602	16.65	3522	29.8525%	Fecal		CFU/100 mL	200	283.2	86400	-	81,502.8
5439000	3/28/2014	63.9	63.9	0.2602	16.63	3540	30.0051%	Fecal		CFU/100 mL	200	283.2	86400	-	81,375.5
5439000	7/12/2015	63.9	63.9	0.2602	16.63	3540	30.0051%	Fecal		CFU/100 mL	200	283.2	86400	-	81,375.5
5439000	5/28/2018	63.9	63.9	0.2602	16.63	3540	30.0051%	Fecal		CFU/100 mL	200	283.2	86400	-	81,375.5
5439000	11/13/2009	63.8	63.8	0.2602	16.60	3543	30.0305%	Fecal		CFU/100 mL	200	283.2	86400	-	81,248.1
5439000	6/3/2013	63.8	63.8	0.2602	16.60	3543	30.0305%	Fecal		CFU/100 mL	200	283.2	86400	-	81,248.1
5439000	3/23/2016	63.7	63.7	0.2602	16.58	3545	30.0475%	Fecal		CFU/100 mL	200	283.2	86400	-	81,120.8
5439000	1/8/2020	63.7	63.7	0.2602	16.58	3545	30.0475%	Fecal		CFU/100 mL	200	283.2	86400	-	81,120.8
5439000	1/8/2010	63.6	63.6	0.2602	16.55	3547	30.0644%	Fecal		CFU/100 mL	200	283.2	86400	-	80,993.4
5439000	12/31/2011	63.6	63.6	0.2602	16.55	3547	30.0644%	Fecal		CFU/100 mL	200	283.2	86400	-	80,993.4
5439000	4/8/2019	63.6	63.6	0.2602	16.55	3547	30.0644%	Fecal		CFU/100 mL	200	283.2	86400	-	80,993.4
5439000	5/13/2020	63.6	63.6	0.2602	16.55	3547	30.0644%	Fecal		CFU/100 mL	200	283.2	86400	-	80,993.4
5439000	3/30/2021	63.6	63.6	0.2602	16.55	3547	30.0644%	Fecal		CFU/100 mL	200	283.2	86400	-	80,993.4
5439000	4/30/2006	63.5	63.5	0.2602	16.52	3552	30.1068%	Fecal		CFU/100 mL	200	283.2	86400	-	80,866.1
5439000	8/30/2009	63.5	63.5	0.2602	16.52	3552	30.1068%	Fecal		CFU/100 mL	200	283.2	86400	-	80,866.1
5439000	6/26/2019	63.5	63.5	0.2602	16.52	3552	30.1068%	Fecal		CFU/100 mL	200	283.2	86400	-	80,866.1
5439000	2/25/2004	63.4	63.4	0.2602	16.50	3555	30.1322%	Fecal		CFU/100 mL	200	283.2	86400	-	80,738.7
5439000	2/10/2005	63.4	63.4	0.2602	16.50	3555	30.1322%	Fecal		CFU/100 mL	200	283.2	86400	-	80,738.7
5439000	5/17/2014	63.4	63.4	0.2602	16.50	3555	30.1322%	Fecal		CFU/100 mL	200	283.2	86400	-	80,738.7
5439000	6/1/2018	63.4	63.4	0.2602	16.50	3555	30.1322%	Fecal		CFU/100 mL	200	283.2	86400	-	80,738.7
5439000	5/26/2003	63.3	63.3	0.2602	16.47	3559	30.1661%	Fecal		CFU/100 mL	200	283.2	86400	-	80,611.4
5439000	6/24/2004	63.3	63.3	0.2602	16.47	3559	30.1661%	Fecal		CFU/100 mL	200	283.2	86400	-	80,611.4
5439000	7/18/2014	63.3	63.3	0.2602	16.47	3559	30.1661%	Fecal		CFU/100 mL	200	283.2	86400	-	80,611.4
5439000	4/14/2016	63.3	63.3	0.2602	16.47	3559	30.1661%	Fecal		CFU/100 mL	200	283.2	86400	-	80,611.4
5439000	7/18/2021	63.3	63.3	0.2602	16.47	3559	30.1661%	Fecal		CFU/100 mL	200	283.2	86400	-	80,611.4
5439000	5/13/2006	63.2	63.2	0.2602	16.45	3564	30.2085%	Fecal		CFU/100 mL	200	283.2	86400	-	80,484.0
5439000	2/2/2010	63.2	63.2	0.2602	16.45	3564	30.2085%	Fecal		CFU/100 mL	200	283.2	86400	-	80,484.0
5439000	12/3/2011	63.2	63.2	0.2602	16.45	3564	30.2085%	Fecal		CFU/100 mL	200	283.2	86400	-	80,484.0
5439000	5/15/2012	63.2	63.2	0.2602	16.45	3564	30.2085%	Fecal		CFU/100 mL	200	283.2	86400	-	80,484.0
5439000	4/16/2015	63.2	63.2	0.2602	16.45	3564	30.2085%	Fecal		CFU/100 mL	200	283.2	86400	-	80,484.0
5439000	6/27/2016	63.2	63.2	0.2602	16.45	3564	30.2085%	Fecal		CFU/100 mL	200	283.2	86400	-	80,484.0
5439000	4/23/2004	63.1	63.1	0.2602	16.42	3570	30.2594%	Fecal		CFU/100 mL	200	283.2	86400	-	80,356.7
5439000	1/26/2007	63.1	63.1	0.2602	16.42	3570	30.2594%	Fecal		CFU/100 mL	200	283.2	86400	-	80,356.7
5439000	11/19/2008	63.1	63.1	0.2602	16.42	3570	30.2594%	Fecal		CFU/100 mL	200	283.2	86400	-	80,356.7
5439000	3/29/2014	63.1	63.1	0.2602	16.42	3570	30.2594%	Fecal		CFU/100 mL	200	283.2	86400	-	80,356.7
5439000	6/9/2016	63.1	63.1	0.2602	16.42	3570	30.2594%	Fecal		CFU/100 mL	200	283.2	86400	-	80,356.7
5439000	12/3/2016	63.1	63.1	0.2602	16.42	3570	30.2594%	Fecal		CFU/100 mL	200	283.2	86400	-	80,356.7
5439000	6/17/2017	63.1	63.1	0.2602	16.42	3570	30.2594%	Fecal		CFU/100 mL	200	283.2	86400	-	80,356.7
5439000	1/31/2019	63.1	63.1	0.2602	16.42	3570	30.2594%	Fecal		CFU/100 mL	200	283.2	86400	-	80,356.7
5439000	4/17/2020	63.1	63.1	0.2602	16.42	3570	30.2594%	Fecal		CFU/100 mL	200	283.2	86400	-	80,356.7
5439000	2/25/2022	118	118	0.1459	17.22	3413	28.9286%	Fecal		CFU/100 mL	200	283.2	86400	-	84,270.4
5439000	2/24/1990	63	63	0.2602	16.39	3579	30.3357%	Fecal		CFU/100 mL	200	283.2	86400	-	80,229.3
5439000	4/4/1990	63	63	0.2602	16.39	3579	30.3357%	Fecal		CFU/100 mL	200	283.2	86400	-	80,229.3
5439000	5/11/1991	63	63	0.2602	16.39	3579	30.3357%	Fecal		CFU/100 mL	200	283.2	86400	-	80,229.3
5439000	6/15/1991	63	63	0.2602	16.39	3579	30.3357%	Fecal		CFU/100 mL	200	283.2	86400	-	80,229.3
5439000	1/10/1992	63	63	0.2602	16.39	3579	30.3357%	Fecal		CFU/100 mL	200	283.2	86400	-	80,229.3
5439000	3/16/1992	63	63	0.2602	16.39	3579	30.3357%	Fecal		CFU/100 mL	200	283.2	86400	-	80,229.3
5439000	3/17/1992	63	63	0.2602	16.39	3579	30.3357%	Fecal		CFU/100 mL	200	283.2	86400	-	80,229.3
5439000	3/27/1992	63	63	0.2602	16.39	3579	30.3357%	Fecal		CFU/100 mL	200	283.2	86400	-	80,229.3
5439000	11/8/1992	63	63	0.2602	16.39	3579	30.3357%	Fecal		CFU/100 mL	200	283.2	86400	-	80,229.3
5439000	7/8/1993	63	63	0.2602	16.39	3579	30.3357%	Fecal		CFU/100 mL	200	283.2	86400	-	80,229.3
5439000	3/28/1994	63	63	0.2602	16.39	3579	30.3357%	Fecal		CFU/100 mL	200	283.2	86400	-	80,229.3
5439000	3/27/1995	63	63	0.2602	16.39	3579	30.3357%	Fecal		CFU/100 mL	200	283.2	86400	-	80,229.3
5439000	4/25/1995	63	63	0.2602	16.39	3579	30.3357%	Fecal		CFU/100 mL	200	283.2	86400	-	80,229.3
5439000	5/6/1995	63	63	0.2602	16.39	3579	30.3357%	Fecal		CFU/100 mL	200	283.2	86400	-	80,229.3
5439000	6/14/1995	63	63	0.2602	16.39	3579	30.3357%	Fecal		CFU/100 mL	200	283.2	86400	-	80,229.3
5439000	6/17/1995	63	63	0.2602	16.39	3579	30.3357%	Fecal		CFU/100 mL	200	283.2	86400	-	80,229.3
5439000	11/3/1995	63	63	0.2602	16.39	3579	30.3357%	Fecal		CFU/100 mL	200	283.2	86400	-	80,229.3
5439000	12/17/1996	63	63	0.2602	16.39	3579	30.3357%	Fecal		CFU/100 mL	200	283.2	86400	-	80,229.3
5439000	5/1/1997	63	63	0.2602	16.39	3579	30.3357%	Fecal		CFU/100 mL	200	283.2	86400	-	80,229.3
5439000	2/9/1998	63	63	0.2602	16.39	3579	30.3357%	Fecal		CFU/100 mL	200	283.2	86400	-	80,229.3
5439000	11/16/1998	63	63	0.2602	16.39	3579	30.3357%	Fecal		CFU/100 mL	200	283.2	86400	-	80,229.3
5439000	3/2/1999	63	63	0.2602	16.39	3579	30.3357%	Fecal		CFU/100 mL	200	283.2	86400	-	80,229.3
5439000	6/27/1999	63	63	0.2602	16.39	3579	30.3357%	Fecal		CFU/100 mL	200	283.2	86400	-	80,229.3
5439000	3/3/2000	63	63	0.2602	16.39	3579	30.3357%	Fecal		CFU/100 mL	200	283.2	86400	-	80,229.3
5439000	5/16/2000	63	63	0.2602	16.39	3579	30.3357%	Fecal		CFU/100 mL	200	283.2	86400	-	80,229.3
5439000	4/1/2001	63	63	0.2602	16.39	3579	30.3357%	Fecal		CFU/100 mL	200	283.2	86400	-	80,229.3
5439000	6/15/2001	63	63	0.2602	16.39	3579	30.3357%	Fecal		CFU/100 mL	200	283.2	86400	-	80,229.3
5439000	5/15/2006	63	63	0.2602	16.39	3579	30.3357%	Fecal		CFU/100 mL	200	283.2	86400	-	80,229.3
5439000	3/9/2017	63	63	0.2602	16.39	3579	30.3357%	Fecal		CFU/100 mL	200	283.2	86400	-	80,229.3
5439000	5/8/2007	62.9	62.9	0.2602	16.37	3608	30.5815%	Fecal		CFU/100 mL	200	283.2	86400	-	80,102.0
5439000	8/20/2011	62.9	62.9	0.2602	16.37	3608	30.5815%	Fecal		CFU/100 mL	200	283.2	86400	-	80,102.0
5439000	1/25/2012	62.9	62.9	0.2602	16.37	3608	30.5815%	Fecal		CFU/100 mL	200	283.2	86400	-	80,102.0
5439000	1/31/2012	62.9	62.9	0.2602	16.37	3608	30.5815%	Fecal		CFU/100 mL	200	283.2	86400	-	80,102.0
5439000	3/17/2012	62.9	62.9	0.2602	16.37	3608	30.5815%	Fecal		CFU/100 mL	200	283.2	86400	-	80,102.0
5439000	1/14/2019	62.9	62.9	0.2602	16.37	3608	30.5815%	Fecal		CFU/100 mL	200	283.2	86400	-	80,102.0
5439000	3/3/2019	62.9	62.9	0.2602	16.37	3608	30.5815%	Fecal		CFU/100 mL	200	283.2	86400	-	80,102.0
5439000	6/27/2019	62.9	62.9	0.2602	16.37	3608	30.5815%	Fecal		CFU/100 mL	200	283.2	86400	-	80,102.0
5439000	6/6/2015	62.8	62.8	0.2602	16.34	3616	30.6493%	Fecal		CFU/100 mL	200	283.2	86400	-	79,974.6
5439000	6/5/2017	62.8	62.8	0.2602	16.34	3616	30.6493%	Fecal		CFU/100 mL	200	283.2	86400	-	79,974.6
5439000	2/7/2016	62.7	62.7	0.2602	16.32	3618	30.6662%	Fecal		CFU/100 mL	200	283.2	86400	-	79,847.3
5439000	3/13/2016	62.7	62.7	0.2602	16.32	3618	30.6662%	Fecal		CFU/100 mL	200	283.2	86400	-	79,847.3
5439000	1/29/2019	62.7	62.7	0.2602	16.32	3618	30.6662%	Fecal		CFU/100 mL	200	283.2	86400	-	79,847.3
5439000	4/28/2008	62.6	62.6	0.2602	16.29	3621	30.6916%	Fecal		CFU/100 mL	200	283.2	86400	-	79,719.9
5439000	6/11/2015	62.6	62.6	0.2602	16.29	3621	30.6916%	Fecal		CFU/100 mL	200	283.2	86400	-	79,719.9
5439000	4/21/2019	62.6	62.6	0.2602	16.29	3621	30.6916%	Fecal		CFU/100 mL	200	283.2	86400	-	79,719.9
5439000	7/22/2019	62.6	62.6	0.2602	16.29	3621	30.6916%	Fecal		CFU/100 mL	200	283.2	86400	-	79,719.9
5439000	4/1/2022	117	117	0.1459	17.07	3451	29.2507%	Fecal		CFU/100 mL	200	283.2	86400	-	83,556.3
5439000	12/28/1993	62.5	62.5	0.2602	16.26	3625	30.7255%	Fecal		CFU/100 mL	200	283.2	86400	-	79,592.6
5439000	5/10/2002	62.5	62.5	0.2602	16.26	3625	30.7255%	Fecal		CFU/100 mL	200	283.2	86400	-	79,592.6
5439000	12/27/2018	62.5	62.5	0.2602	16.26	3625	30.7255%	Fecal		CFU/100 mL	200	283.2	86400	-	79,592.6
5439000	4/2/2021	62.5	62.5	0.2602	16.26	3625	30.7255%	Fecal		CFU/100 mL	200	283.2	86400	-	79,592.6

Gage ID	Date	Discharge (CFS)	Gage Discharge (less Surrogate NPDES) (CFS)	Watershed Area Ratio	Calculated flow (CFS)	Rank	Flow Exceedance %	Parameter	Results	Units (mg or micro_gram	Limit/Standard	100mL/CF	sec/day	Actual Load (million colonies/day)	Allowable Load (million colonies/day)
5439000	12/3/1993	62.4	62.4	0.2602	16.24	3629	30.7595%	Fecal		CFU/100 mL	200	283.2	86400	-	79,465.2
5439000	11/6/2008	62.4	62.4	0.2602	16.24	3629	30.7595%	Fecal		CFU/100 mL	200	283.2	86400	-	79,465.2
5439000	9/8/2020	62.4	62.4	0.2602	16.24	3629	30.7595%	Fecal		CFU/100 mL	200	283.2	86400	-	79,465.2
5439000	3/20/2015	62.3	62.3	0.2602	16.21	3632	30.7849%	Fecal		CFU/100 mL	200	283.2	86400	-	79,337.9
5439000	6/6/2020	62.3	62.3	0.2602	16.21	3632	30.7849%	Fecal		CFU/100 mL	200	283.2	86400	-	79,337.9
5439000	3/30/2011	62.2	62.2	0.2602	16.19	3634	30.8018%	Fecal		CFU/100 mL	200	283.2	86400	-	79,210.5
5439000	4/15/2016	62.2	62.2	0.2602	16.19	3634	30.8018%	Fecal		CFU/100 mL	200	283.2	86400	-	79,210.5
5439000	9/1/2016	62.2	62.2	0.2602	16.19	3634	30.8018%	Fecal		CFU/100 mL	200	283.2	86400	-	79,210.5
5439000	3/4/2020	62.2	62.2	0.2602	16.19	3634	30.8018%	Fecal		CFU/100 mL	200	283.2	86400	-	79,210.5
5439000	3/4/1994	62.1	62.1	0.2602	16.16	3638	30.8357%	Fecal		CFU/100 mL	200	283.2	86400	-	79,083.2
5439000	5/4/2006	62.1	62.1	0.2602	16.16	3638	30.8357%	Fecal		CFU/100 mL	200	283.2	86400	-	79,083.2
5439000	6/21/2016	62.1	62.1	0.2602	16.16	3638	30.8357%	Fecal		CFU/100 mL	200	283.2	86400	-	79,083.2
5439000	11/23/2017	62.1	62.1	0.2602	16.16	3638	30.8357%	Fecal		CFU/100 mL	200	283.2	86400	-	79,083.2
5439000	11/24/2017	62.1	62.1	0.2602	16.16	3638	30.8357%	Fecal		CFU/100 mL	200	283.2	86400	-	79,083.2
5439000	1/21/2019	62.1	62.1	0.2602	16.16	3638	30.8357%	Fecal		CFU/100 mL	200	283.2	86400	-	79,083.2
5439000	2/11/2020	62.1	62.1	0.2602	16.16	3638	30.8357%	Fecal		CFU/100 mL	200	283.2	86400	-	79,083.2
5439000	2/18/1990	62	62	0.2602	16.13	3645	30.8951%	Fecal		CFU/100 mL	200	283.2	86400	-	78,955.8
5439000	7/23/1990	62	62	0.2602	16.13	3645	30.8951%	Fecal		CFU/100 mL	200	283.2	86400	-	78,955.8
5439000	11/10/1990	62	62	0.2602	16.13	3645	30.8951%	Fecal		CFU/100 mL	200	283.2	86400	-	78,955.8
5439000	12/24/1990	62	62	0.2602	16.13	3645	30.8951%	Fecal		CFU/100 mL	200	283.2	86400	-	78,955.8
5439000	3/16/1991	62	62	0.2602	16.13	3645	30.8951%	Fecal		CFU/100 mL	200	283.2	86400	-	78,955.8
5439000	4/30/1991	62	62	0.2602	16.13	3645	30.8951%	Fecal		CFU/100 mL	200	283.2	86400	-	78,955.8
5439000	12/19/1991	62	62	0.2602	16.13	3645	30.8951%	Fecal		CFU/100 mL	200	283.2	86400	-	78,955.8
5439000	4/27/1992	62	62	0.2602	16.13	3645	30.8951%	Fecal		CFU/100 mL	200	283.2	86400	-	78,955.8
5439000	12/9/1992	62	62	0.2602	16.13	3645	30.8951%	Fecal		CFU/100 mL	200	283.2	86400	-	78,955.8
5439000	5/18/1993	62	62	0.2602	16.13	3645	30.8951%	Fecal		CFU/100 mL	200	283.2	86400	-	78,955.8
5439000	8/2/1993	62	62	0.2602	16.13	3645	30.8951%	Fecal		CFU/100 mL	200	283.2	86400	-	78,955.8
5439000	3/21/1995	62	62	0.2602	16.13	3645	30.8951%	Fecal		CFU/100 mL	200	283.2	86400	-	78,955.8
5439000	4/1/1995	62	62	0.2602	16.13	3645	30.8951%	Fecal		CFU/100 mL	200	283.2	86400	-	78,955.8
5439000	8/17/1996	62	62	0.2602	16.13	3645	30.8951%	Fecal		CFU/100 mL	200	283.2	86400	-	78,955.8
5439000	3/18/1997	62	62	0.2602	16.13	3645	30.8951%	Fecal		CFU/100 mL	200	283.2	86400	-	78,955.8
5439000	12/13/1998	62	62	0.2602	16.13	3645	30.8951%	Fecal		CFU/100 mL	200	283.2	86400	-	78,955.8
5439000	5/30/1999	62	62	0.2602	16.13	3645	30.8951%	Fecal		CFU/100 mL	200	283.2	86400	-	78,955.8
5439000	7/9/2000	62	62	0.2602	16.13	3645	30.8951%	Fecal		CFU/100 mL	200	283.2	86400	-	78,955.8
5439000	6/14/2001	62	62	0.2602	16.13	3645	30.8951%	Fecal		CFU/100 mL	200	283.2	86400	-	78,955.8
5439000	12/28/2007	62	62	0.2602	16.13	3645	30.8951%	Fecal		CFU/100 mL	200	283.2	86400	-	78,955.8
5439000	8/8/2010	62	62	0.2602	16.13	3645	30.8951%	Fecal		CFU/100 mL	200	283.2	86400	-	78,955.8
5439000	3/27/2015	62	62	0.2602	16.13	3645	30.8951%	Fecal		CFU/100 mL	200	283.2	86400	-	78,955.8
5439000	1/23/2016	62	62	0.2602	16.13	3645	30.8951%	Fecal		CFU/100 mL	200	283.2	86400	-	78,955.8
5439000	2/6/2016	62	62	0.2602	16.13	3645	30.8951%	Fecal		CFU/100 mL	200	283.2	86400	-	78,955.8
5439000	6/8/2016	62	62	0.2602	16.13	3645	30.8951%	Fecal		CFU/100 mL	200	283.2	86400	-	78,955.8
5439000	10/21/2017	62	62	0.2602	16.13	3645	30.8951%	Fecal		CFU/100 mL	200	283.2	86400	-	78,955.8
5439000	11/28/2018	62	62	0.2602	16.13	3645	30.8951%	Fecal		CFU/100 mL	200	283.2	86400	-	78,955.8
5439000	3/3/1994	61.9	61.9	0.2602	16.11	3672	31.1239%	Fecal		CFU/100 mL	200	283.2	86400	-	78,828.5
5439000	1/17/2007	61.9	61.9	0.2602	16.11	3672	31.1239%	Fecal		CFU/100 mL	200	283.2	86400	-	78,828.5
5439000	4/7/2019	61.9	61.9	0.2602	16.11	3672	31.1239%	Fecal		CFU/100 mL	200	283.2	86400	-	78,828.5
5439000	4/5/2021	61.9	61.9	0.2602	16.11	3672	31.1239%	Fecal		CFU/100 mL	200	283.2	86400	-	78,828.5
5439000	6/26/2011	61.8	61.8	0.2602	16.08	3676	31.1578%	Fecal		CFU/100 mL	200	283.2	86400	-	78,701.1
5439000	4/18/2014	61.8	61.8	0.2602	16.08	3676	31.1578%	Fecal		CFU/100 mL	200	283.2	86400	-	78,701.1
5439000	7/5/2015	61.8	61.8	0.2602	16.08	3676	31.1578%	Fecal		CFU/100 mL	200	283.2	86400	-	78,701.1
5439000	4/5/2019	61.8	61.8	0.2602	16.08	3676	31.1578%	Fecal		CFU/100 mL	200	283.2	86400	-	78,701.1
5439000	1/25/2020	61.8	61.8	0.2602	16.08	3676	31.1578%	Fecal		CFU/100 mL	200	283.2	86400	-	78,701.1
5439000	6/13/2021	61.8	61.8	0.2602	16.08	3676	31.1578%	Fecal		CFU/100 mL	200	283.2	86400	-	78,701.1
5439000	3/29/1994	61.7	61.7	0.2602	16.06	3682	31.2087%	Fecal		CFU/100 mL	200	283.2	86400	-	78,573.8
5439000	10/27/2001	61.7	61.7	0.2602	16.06	3682	31.2087%	Fecal		CFU/100 mL	200	283.2	86400	-	78,573.8
5439000	4/25/2002	61.7	61.7	0.2602	16.06	3682	31.2087%	Fecal		CFU/100 mL	200	283.2	86400	-	78,573.8
5439000	4/4/2011	61.7	61.7	0.2602	16.06	3682	31.2087%	Fecal		CFU/100 mL	200	283.2	86400	-	78,573.8
5439000	4/8/2014	61.7	61.7	0.2602	16.06	3682	31.2087%	Fecal		CFU/100 mL	200	283.2	86400	-	78,573.8
5439000	8/29/2018	61.7	61.7	0.2602	16.06	3682	31.2087%	Fecal		CFU/100 mL	200	283.2	86400	-	78,573.8
5439000	6/27/2011	61.6	61.6	0.2602	16.03	3689	31.2680%	Fecal		CFU/100 mL	200	283.2	86400	-	78,446.4
5439000	8/6/2014	61.6	61.6	0.2602	16.03	3689	31.2680%	Fecal		CFU/100 mL	200	283.2	86400	-	78,446.4
5439000	6/29/2019	61.6	61.6	0.2602	16.03	3689	31.2680%	Fecal		CFU/100 mL	200	283.2	86400	-	78,446.4
5439000	6/10/2015	61.5	61.5	0.2602	16.00	3692	31.2934%	Fecal		CFU/100 mL	200	283.2	86400	-	78,319.1
5439000	1/9/2020	61.5	61.5	0.2602	16.00	3692	31.2934%	Fecal		CFU/100 mL	200	283.2	86400	-	78,319.1
5439000	4/10/2022	115	115	0.1459	16.78	3506	29.7169%	Fecal		CFU/100 mL	200	283.2	86400	-	82,127.9
5439000	12/22/1993	61.4	61.4	0.2602	15.98	3694	31.3104%	Fecal		CFU/100 mL	200	283.2	86400	-	78,191.7
5439000	4/24/2004	61.4	61.4	0.2602	15.98	3694	31.3104%	Fecal		CFU/100 mL	200	283.2	86400	-	78,191.7
5439000	3/30/2010	61.4	61.4	0.2602	15.98	3694	31.3104%	Fecal		CFU/100 mL	200	283.2	86400	-	78,191.7
5439000	2/24/2005	61.3	61.3	0.2602	15.95	3697	31.3358%	Fecal		CFU/100 mL	200	283.2	86400	-	78,064.4
5439000	11/2/2008	61.2	61.2	0.2602	15.93	3698	31.3443%	Fecal		CFU/100 mL	200	283.2	86400	-	77,937.1
5439000	3/21/2015	61.2	61.2	0.2602	15.93	3698	31.3443%	Fecal		CFU/100 mL	200	283.2	86400	-	77,937.1
5439000	2/8/2016	61.2	61.2	0.2602	15.93	3698	31.3443%	Fecal		CFU/100 mL	200	283.2	86400	-	77,937.1
5439000	7/7/2019	61.2	61.2	0.2602	15.93	3698	31.3443%	Fecal		CFU/100 mL	200	283.2	86400	-	77,937.1
5439000	12/10/2019	61.2	61.2	0.2602	15.93	3698	31.3443%	Fecal		CFU/100 mL	200	283.2	86400	-	77,937.1
5439000	7/7/2021	61.2	61.2	0.2602	15.93	3698	31.3443%	Fecal		CFU/100 mL	200	283.2	86400	-	77,937.1
5439000	7/10/2003	61.1	61.1	0.2602	15.90	3705	31.4036%	Fecal		CFU/100 mL	200	283.2	86400	-	77,809.7
5439000	1/9/2010	61.1	61.1	0.2602	15.90	3705	31.4036%	Fecal		CFU/100 mL	200	283.2	86400	-	77,809.7
5439000	11/6/2017	61.1	61.1	0.2602	15.90	3705	31.4036%	Fecal		CFU/100 mL	200	283.2	86400	-	77,809.7
5439000	4/4/2019	61.1	61.1	0.2602	15.90	3705	31.4036%	Fecal		CFU/100 mL	200	283.2	86400	-	77,809.7
5439000	6/3/1990	61	61	0.2602	15.87	3709	31.4375%	Fecal		CFU/100 mL	200	283.2	86400	-	77,682.4
5439000	7/5/1990	61	61	0.2602	15.87	3709	31.4375%	Fecal		CFU/100 mL	200	283.2	86400	-	77,682.4
5439000	3/3/1992	61	61	0.2602	15.87	3709	31.4375%	Fecal		CFU/100 mL	200	283.2	86400	-	77,682.4
5439000	3/30/1992	61	61	0.2602	15.87	3709	31.4375%	Fecal		CFU/100 mL	200	283.2	86400	-	77,682.4
5439000	4/29/1992	61	61	0.2602	15.87	3709	31.4375%	Fecal		CFU/100 mL	200	283.2	86400	-	77,682.4
5439000	12/11/1992	61	61	0.2602	15.87	3709	31.4375%	Fecal		CFU/100 mL	200	283.2	86400	-	77,682.4
5439000	12/28/1992	61	61	0.2602	15.87	3709	31.4375%	Fecal		CFU/100 mL	200	283.2	86400	-	77,682.4
5439000	3/18/1993	61	61	0.2602	15.87	3709	31.4375%	Fecal		CFU/100 mL	200	283.2	86400	-	77,682.4
5439000	5/23/1993	61	61	0.2602	15.87	3709	31.4375%	Fecal		CFU/100 mL	200	283.2	86400	-	77,682.4
5439000	12/25/1993	61	61	0.2602	15.87	3709	31.4375%	Fecal		CFU/100 mL	200	283.2	86400	-	77,682.4
5439000	12/3/1994	61	61	0.2602	15.87	3709	31.4375%	Fecal		CFU/100 mL	200	283.2	86400	-	77,682.4
5439000	1/22/1995	61	61	0.2602	15.87	3709	31.4375%	Fecal		CFU/100 mL	200	283.2	86400	-	77,682.4
5439000	5/29/1997	61	61	0.2602	15.87	3709	31.4375%	Fecal		CFU/100 mL	200	283.2	86400	-	77,682.4
5439000	2/25/1998	61	61	0.2602	15.87	3709	31.4375%	Fecal		CFU/100 mL	200	283.2	86400	-	77,682.4
5439000	3/4/1999	61	61	0.2602	15.87	3709	31.4375%	Fecal		CFU/100 mL	200	283.2	86400	-	77,682.4
5439000	5/31/2012	61	61	0.2602	15.87	3709	31.4375%	Fecal		CFU/100 mL	200	283.2	86400	-	77,682.4
5439000	2/16/2020	61	61	0.2602	15.87	3709	31.4375%	Fecal		CFU/100 mL	200	283.2	86400	-	77,682.4
5439000	5/13/2021	61	61	0.2602	15.87	3709	31.4375%	Fecal		CFU/100 mL	200	283.2	86400	-	77,682.4
5439000	4/7/2002	60.9	60.9	0.2602	15.85	3727	31.5901%	Fecal		CFU/100 mL	200	283.2	86400	-	77,555.0
5439000	11/18/2008	60.9	60.9	0.2602	15.85	3727	31.5901%	Fecal		CFU/100 mL	200	283.2	86400	-	77,555.0
5439000	7/2/2010	60.9	60.9	0.2602	15.85	3727	31.5901%	Fecal		CFU/100 mL	200	283.2	86400	-	77,555.0
5439000	2/3/2017	60.9	60.9	0.2602	15.85	3727	31.5901%	Fecal		CFU/100 mL	200	283.2	86400	-	77,555.0
5439000	4/16/2021	60.9	60.9	0.2602	15.85	3727	31.5901%	Fecal		CFU/100 mL	200	283.2	86400	-	77,555.0
5439000	3/26/2022	114	114	0.1459	16.64	3538	29.9881%	Fecal		CFU/100 mL	200	283.2	86400	-	81,413.8
5439000	4/15/2022	114	114	0.1459	16.64	3538	29.9881%	Fecal		CFU/100 mL	200	283.2	86400	-	81,413.8
5439000	11/12/2008	60.8	60.8	0.2602	15.82	3732	31.6325%	Fecal		CFU/100 mL	200	283.2	86400	-	77,427.7
5439000	3/12/2018	60.8	60.8	0.2602	15.82	3732	31.6325%	Fecal		CFU/100 mL	200	283.2	86400	-	77,427.7
5439000	7/12/2021	60.8	60.8	0.2602	15.82	3732	31.6325%	Fecal		CFU/100 mL	200	283.2	86400	-	77,427.7
5439000	11/16/2011	60.7	60.7	0.2602	15.80	3735	31.6579%	Fecal		CFU/100 mL	200	283.2	86400	-	77,300.3
5439000	4/10/2013	60.6	60.6	0.2602	15.77	3736	31.6664%	Fecal		CFU/100 mL	200	283.2	86400	-	77,173.0
5439000	4/17/2015	60.6	60.6	0.2602	15.77	3736	31.6664%	Fecal		CFU/100 mL	200	283.2	86400	-	77,173.0
5439000	12/13/2018	60.6	60.6	0.2602	15.77	3736	31.6664%	Fecal		CFU/100 mL	200	283.2	86400	-	77,173.0
5439000	3/29/2002	60.5	60.5	0.2602	15.74	3739	31.6918%	Fecal		CFU/100 mL	200	283.2	86400	-	77,045.6
5439000	3/1/2021	60.5	60.5	0.2602	15.74	3739	31.6918%	Fecal		CFU/100 mL	200	283.2	86400	-	77,045.6
5439000	2/13/2008	60.3	60.3	0.2602	15.69	3741	31.7088%	Fecal		CFU/100 mL	200	283.2	86400	-	76,790.9
5439000	2/14/2013	60.3	60.3	0.2602	15.69	3741	31.7088%	Fecal		CFU/100 mL	200	283.2	86400	-	76,790.9
5439000	3/23/2021	60.3	60.3	0.2602	15.69	3741	31.7088%	Fecal		CFU/100 mL	200	283.2	86400	-	76,790.9
5439000	2/23/2005	60.2	60.2	0.2602	15.67	3744	31.7342%	Fecal		CFU/100 mL	200	283.2	86400	-	76,663.6
5439000	4/19/2006	60.2	60.2	0.2602	15.67	3744	31.7342%	Fecal		CFU/100 mL	200	283.2	86400	-	76,663.6
5439000	12/29/2011	60.2	60.2	0.2602	15.67	3744	31.7342%	Fecal		CFU/100 mL	200	283.2	86400	-	76,663.6
5439000	3/18/2012	60.2	60.2	0.2602	15.67	3744	31.7342%	Fecal		CFU/100 mL	200	283.2	86400	-	76,663.6
5439000	1/29/2013	60.2	60.2	0.2602	15.67	3744	31.7342%	Fecal		CFU/100 mL	200	283.2	86400	-	76,663.6
5439000	3/11/2016	60.2	60.2	0.2602	15.67	3744	31.7342%	Fecal		CFU/100 mL	200	283.2	86400	-	76,663.6
5439000	12/13/2003	60.1	60.1	0.2602	15.64	3750	31.7850%	Fecal		CFU/100 mL	200	283.2	86400	-	76,536.2
5439000	6/27/1990	60	60	0.2602	15.61	3751	31.7935%	Fecal		CFU/100 mL	200	283.2	86400	-	76,408.9
5439000	8/13/1990	60	60	0.2602	15.61	3751	31.7935%	Fecal		CFU/100 mL	200	283.2	86400	-	76,408.9

Gage ID	Date	Discharge (CFS)	Gage Discharge (less Surrogate NPDES) (CFS)	Watershed Area Ratio	Calculated flow (CFS)	Rank	Flow Exceedance %	Parameter	Results	Units (mg or micro_gram	Limit/Standard	100mL/CF	sec/day	Actual Load (million colonies/day)	Allowable Load (million colonies/day)
5439000	1/9/1992	60	60	0.2602	15.61	3751	31.7935%	Fecal		CFU/100 mL	200	283.2	86400	-	76,408.9
5439000	2/22/1992	60	60	0.2602	15.61	3751	31.7935%	Fecal		CFU/100 mL	200	283.2	86400	-	76,408.9
5439000	7/16/1992	60	60	0.2602	15.61	3751	31.7935%	Fecal		CFU/100 mL	200	283.2	86400	-	76,408.9
5439000	1/29/1993	60	60	0.2602	15.61	3751	31.7935%	Fecal		CFU/100 mL	200	283.2	86400	-	76,408.9
5439000	2/12/1993	60	60	0.2602	15.61	3751	31.7935%	Fecal		CFU/100 mL	200	283.2	86400	-	76,408.9
5439000	10/12/1993	60	60	0.2602	15.61	3751	31.7935%	Fecal		CFU/100 mL	200	283.2	86400	-	76,408.9
5439000	12/29/1993	60	60	0.2602	15.61	3751	31.7935%	Fecal		CFU/100 mL	200	283.2	86400	-	76,408.9
5439000	12/23/1994	60	60	0.2602	15.61	3751	31.7935%	Fecal		CFU/100 mL	200	283.2	86400	-	76,408.9
5439000	1/8/1995	60	60	0.2602	15.61	3751	31.7935%	Fecal		CFU/100 mL	200	283.2	86400	-	76,408.9
5439000	6/18/1995	60	60	0.2602	15.61	3751	31.7935%	Fecal		CFU/100 mL	200	283.2	86400	-	76,408.9
5439000	5/18/1996	60	60	0.2602	15.61	3751	31.7935%	Fecal		CFU/100 mL	200	283.2	86400	-	76,408.9
5439000	8/19/1996	60	60	0.2602	15.61	3751	31.7935%	Fecal		CFU/100 mL	200	283.2	86400	-	76,408.9
5439000	4/18/1997	60	60	0.2602	15.61	3751	31.7935%	Fecal		CFU/100 mL	200	283.2	86400	-	76,408.9
5439000	4/20/1997	60	60	0.2602	15.61	3751	31.7935%	Fecal		CFU/100 mL	200	283.2	86400	-	76,408.9
5439000	5/24/1997	60	60	0.2602	15.61	3751	31.7935%	Fecal		CFU/100 mL	200	283.2	86400	-	76,408.9
5439000	1/15/1998	60	60	0.2602	15.61	3751	31.7935%	Fecal		CFU/100 mL	200	283.2	86400	-	76,408.9
5439000	3/7/1998	60	60	0.2602	15.61	3751	31.7935%	Fecal		CFU/100 mL	200	283.2	86400	-	76,408.9
5439000	5/30/1998	60	60	0.2602	15.61	3751	31.7935%	Fecal		CFU/100 mL	200	283.2	86400	-	76,408.9
5439000	5/31/1998	60	60	0.2602	15.61	3751	31.7935%	Fecal		CFU/100 mL	200	283.2	86400	-	76,408.9
5439000	2/27/1999	60	60	0.2602	15.61	3751	31.7935%	Fecal		CFU/100 mL	200	283.2	86400	-	76,408.9
5439000	3/1/1999	60	60	0.2602	15.61	3751	31.7935%	Fecal		CFU/100 mL	200	283.2	86400	-	76,408.9
5439000	3/5/1999	60	60	0.2602	15.61	3751	31.7935%	Fecal		CFU/100 mL	200	283.2	86400	-	76,408.9
5439000	3/25/1999	60	60	0.2602	15.61	3751	31.7935%	Fecal		CFU/100 mL	200	283.2	86400	-	76,408.9
5439000	4/9/1999	60	60	0.2602	15.61	3751	31.7935%	Fecal		CFU/100 mL	200	283.2	86400	-	76,408.9
5439000	4/4/2001	60	60	0.2602	15.61	3751	31.7935%	Fecal		CFU/100 mL	200	283.2	86400	-	76,408.9
5439000	12/8/2006	60	60	0.2602	15.61	3751	31.7935%	Fecal		CFU/100 mL	200	283.2	86400	-	76,408.9
5439000	1/18/2008	60	60	0.2602	15.61	3751	31.7935%	Fecal		CFU/100 mL	200	283.2	86400	-	76,408.9
5439000	3/31/2010	60	60	0.2602	15.61	3751	31.7935%	Fecal		CFU/100 mL	200	283.2	86400	-	76,408.9
5439000	1/5/2011	60	60	0.2602	15.61	3751	31.7935%	Fecal		CFU/100 mL	200	283.2	86400	-	76,408.9
5439000	3/31/2011	60	60	0.2602	15.61	3751	31.7935%	Fecal		CFU/100 mL	200	283.2	86400	-	76,408.9
5439000	12/28/2011	60	60	0.2602	15.61	3751	31.7935%	Fecal		CFU/100 mL	200	283.2	86400	-	76,408.9
5439000	1/21/2012	60	60	0.2602	15.61	3751	31.7935%	Fecal		CFU/100 mL	200	283.2	86400	-	76,408.9
5439000	3/19/2012	60	60	0.2602	15.61	3751	31.7935%	Fecal		CFU/100 mL	200	283.2	86400	-	76,408.9
5439000	4/18/2010	59.9	59.9	0.2602	15.59	3786	32.0902%	Fecal		CFU/100 mL	200	283.2	86400	-	76,281.5
5439000	6/19/2013	59.9	59.9	0.2602	15.59	3786	32.0902%	Fecal		CFU/100 mL	200	283.2	86400	-	76,281.5
5439000	4/28/2016	59.9	59.9	0.2602	15.59	3786	32.0902%	Fecal		CFU/100 mL	200	283.2	86400	-	76,281.5
5439000	3/26/1994	59.8	59.8	0.2602	15.56	3789	32.1156%	Fecal		CFU/100 mL	200	283.2	86400	-	76,154.2
5439000	5/12/2013	59.8	59.8	0.2602	15.56	3789	32.1156%	Fecal		CFU/100 mL	200	283.2	86400	-	76,154.2
5439000	4/21/2016	59.8	59.8	0.2602	15.56	3789	32.1156%	Fecal		CFU/100 mL	200	283.2	86400	-	76,154.2
5439000	1/15/2019	59.8	59.8	0.2602	15.56	3789	32.1156%	Fecal		CFU/100 mL	200	283.2	86400	-	76,154.2
5439000	5/28/2021	59.8	59.8	0.2602	15.56	3789	32.1156%	Fecal		CFU/100 mL	200	283.2	86400	-	76,154.2
5439000	6/2/2003	59.7	59.7	0.2602	15.54	3794	32.1580%	Fecal		CFU/100 mL	200	283.2	86400	-	76,026.8
5439000	6/30/2019	59.7	59.7	0.2602	15.54	3794	32.1580%	Fecal		CFU/100 mL	200	283.2	86400	-	76,026.8
5439000	7/15/2021	59.7	59.7	0.2602	15.54	3794	32.1580%	Fecal		CFU/100 mL	200	283.2	86400	-	76,026.8
5439000	6/19/2008	59.6	59.6	0.2602	15.51	3797	32.1834%	Fecal		CFU/100 mL	200	283.2	86400	-	75,899.5
5439000	12/9/2011	59.6	59.6	0.2602	15.51	3797	32.1834%	Fecal		CFU/100 mL	200	283.2	86400	-	75,899.5
5439000	5/16/2012	59.6	59.6	0.2602	15.51	3797	32.1834%	Fecal		CFU/100 mL	200	283.2	86400	-	75,899.5
5439000	2/1/2017	59.6	59.6	0.2602	15.51	3797	32.1834%	Fecal		CFU/100 mL	200	283.2	86400	-	75,899.5
5439000	6/7/2020	59.6	59.6	0.2602	15.51	3797	32.1834%	Fecal		CFU/100 mL	200	283.2	86400	-	75,899.5
5439000	9/26/2011	59.5	59.5	0.2602	15.48	3802	32.2258%	Fecal		CFU/100 mL	200	283.2	86400	-	75,772.1
5439000	7/1/2019	59.5	59.5	0.2602	15.48	3802	32.2258%	Fecal		CFU/100 mL	200	283.2	86400	-	75,772.1
5439000	6/21/2002	59.4	59.4	0.2602	15.46	3806	32.2597%	Fecal		CFU/100 mL	200	283.2	86400	-	75,644.8
5439000	3/11/2005	59.4	59.4	0.2602	15.46	3806	32.2597%	Fecal		CFU/100 mL	200	283.2	86400	-	75,644.8
5439000	3/14/2006	59.4	59.4	0.2602	15.46	3806	32.2597%	Fecal		CFU/100 mL	200	283.2	86400	-	75,644.8
5439000	5/14/2006	59.4	59.4	0.2602	15.46	3806	32.2597%	Fecal		CFU/100 mL	200	283.2	86400	-	75,644.8
5439000	1/15/2007	59.4	59.4	0.2602	15.46	3806	32.2597%	Fecal		CFU/100 mL	200	283.2	86400	-	75,644.8
5439000	3/26/2014	59.4	59.4	0.2602	15.46	3806	32.2597%	Fecal		CFU/100 mL	200	283.2	86400	-	75,644.8
5439000	12/4/2016	59.4	59.4	0.2602	15.46	3806	32.2597%	Fecal		CFU/100 mL	200	283.2	86400	-	75,644.8
5439000	4/14/2020	59.4	59.4	0.2602	15.46	3806	32.2597%	Fecal		CFU/100 mL	200	283.2	86400	-	75,644.8
5439000	5/27/2006	59.3	59.3	0.2602	15.43	3814	32.3275%	Fecal		CFU/100 mL	200	283.2	86400	-	75,517.4
5439000	6/15/2010	59.3	59.3	0.2602	15.43	3814	32.3275%	Fecal		CFU/100 mL	200	283.2	86400	-	75,517.4
5439000	10/11/2018	59.3	59.3	0.2602	15.43	3814	32.3275%	Fecal		CFU/100 mL	200	283.2	86400	-	75,517.4
5439000	3/5/2020	59.3	59.3	0.2602	15.43	3814	32.3275%	Fecal		CFU/100 mL	200	283.2	86400	-	75,517.4
5439000	4/15/2020	59.3	59.3	0.2602	15.43	3814	32.3275%	Fecal		CFU/100 mL	200	283.2	86400	-	75,517.4
5439000	11/14/2009	59.2	59.2	0.2602	15.41	3819	32.3699%	Fecal		CFU/100 mL	200	283.2	86400	-	75,390.1
5439000	5/14/2013	59.2	59.2	0.2602	15.41	3819	32.3699%	Fecal		CFU/100 mL	200	283.2	86400	-	75,390.1
5439000	6/19/2017	59.2	59.2	0.2602	15.41	3819	32.3699%	Fecal		CFU/100 mL	200	283.2	86400	-	75,390.1
5439000	4/20/2020	59.2	59.2	0.2602	15.41	3819	32.3699%	Fecal		CFU/100 mL	200	283.2	86400	-	75,390.1
5439000	6/11/2020	59.2	59.2	0.2602	15.41	3819	32.3699%	Fecal		CFU/100 mL	200	283.2	86400	-	75,390.1
5439000	1/5/2008	59.1	59.1	0.2602	15.38	3824	32.4123%	Fecal		CFU/100 mL	200	283.2	86400	-	75,262.7
5439000	3/30/2013	59.1	59.1	0.2602	15.38	3824	32.4123%	Fecal		CFU/100 mL	200	283.2	86400	-	75,262.7
5439000	4/24/2019	59.1	59.1	0.2602	15.38	3824	32.4123%	Fecal		CFU/100 mL	200	283.2	86400	-	75,262.7
5439000	4/26/2019	59.1	59.1	0.2602	15.38	3824	32.4123%	Fecal		CFU/100 mL	200	283.2	86400	-	75,262.7
5439000	4/3/1990	59	59	0.2602	15.35	3828	32.4462%	Fecal		CFU/100 mL	200	283.2	86400	-	75,135.4
5439000	4/18/1990	59	59	0.2602	15.35	3828	32.4462%	Fecal		CFU/100 mL	200	283.2	86400	-	75,135.4
5439000	4/24/1990	59	59	0.2602	15.35	3828	32.4462%	Fecal		CFU/100 mL	200	283.2	86400	-	75,135.4
5439000	8/28/1990	59	59	0.2602	15.35	3828	32.4462%	Fecal		CFU/100 mL	200	283.2	86400	-	75,135.4
5439000	2/23/1991	59	59	0.2602	15.35	3828	32.4462%	Fecal		CFU/100 mL	200	283.2	86400	-	75,135.4
5439000	4/28/1992	59	59	0.2602	15.35	3828	32.4462%	Fecal		CFU/100 mL	200	283.2	86400	-	75,135.4
5439000	6/5/1993	59	59	0.2602	15.35	3828	32.4462%	Fecal		CFU/100 mL	200	283.2	86400	-	75,135.4
5439000	5/7/1995	59	59	0.2602	15.35	3828	32.4462%	Fecal		CFU/100 mL	200	283.2	86400	-	75,135.4
5439000	3/30/1997	59	59	0.2602	15.35	3828	32.4462%	Fecal		CFU/100 mL	200	283.2	86400	-	75,135.4
5439000	4/21/1997	59	59	0.2602	15.35	3828	32.4462%	Fecal		CFU/100 mL	200	283.2	86400	-	75,135.4
5439000	5/16/1997	59	59	0.2602	15.35	3828	32.4462%	Fecal		CFU/100 mL	200	283.2	86400	-	75,135.4
5439000	2/10/1998	59	59	0.2602	15.35	3828	32.4462%	Fecal		CFU/100 mL	200	283.2	86400	-	75,135.4
5439000	7/3/1998	59	59	0.2602	15.35	3828	32.4462%	Fecal		CFU/100 mL	200	283.2	86400	-	75,135.4
5439000	2/21/1999	59	59	0.2602	15.35	3828	32.4462%	Fecal		CFU/100 mL	200	283.2	86400	-	75,135.4
5439000	3/4/2000	59	59	0.2602	15.35	3828	32.4462%	Fecal		CFU/100 mL	200	283.2	86400	-	75,135.4
5439000	4/29/2000	59	59	0.2602	15.35	3828	32.4462%	Fecal		CFU/100 mL	200	283.2	86400	-	75,135.4
5439000	6/9/2000	59	59	0.2602	15.35	3828	32.4462%	Fecal		CFU/100 mL	200	283.2	86400	-	75,135.4
5439000	3/9/2001	59	59	0.2602	15.35	3828	32.4462%	Fecal		CFU/100 mL	200	283.2	86400	-	75,135.4
5439000	4/2/2001	59	59	0.2602	15.35	3828	32.4462%	Fecal		CFU/100 mL	200	283.2	86400	-	75,135.4
5439000	5/20/2005	59	59	0.2602	15.35	3828	32.4462%	Fecal		CFU/100 mL	200	283.2	86400	-	75,135.4
5439000	6/13/2006	59	59	0.2602	15.35	3828	32.4462%	Fecal		CFU/100 mL	200	283.2	86400	-	75,135.4
5439000	1/4/2008	59	59	0.2602	15.35	3828	32.4462%	Fecal		CFU/100 mL	200	283.2	86400	-	75,135.4
5439000	6/30/2009	59	59	0.2602	15.35	3828	32.4462%	Fecal		CFU/100 mL	200	283.2	86400	-	75,135.4
5439000	12/31/2010	59	59	0.2602	15.35	3828	32.4462%	Fecal		CFU/100 mL	200	283.2	86400	-	75,135.4
5439000	7/28/2011	59	59	0.2602	15.35	3828	32.4462%	Fecal		CFU/100 mL	200	283.2	86400	-	75,135.4
5439000	7/11/2013	59	59	0.2602	15.35	3828	32.4462%	Fecal		CFU/100 mL	200	283.2	86400	-	75,135.4
5439000	4/16/2016	59	59	0.2602	15.35	3828	32.4462%	Fecal		CFU/100 mL	200	283.2	86400	-	75,135.4
5439000	10/22/2020	59	59	0.2602	15.35	3828	32.4462%	Fecal		CFU/100 mL	200	283.2	86400	-	75,135.4
5439000	4/13/2011	58.9	58.9	0.2602	15.33	3856	32.6835%	Fecal		CFU/100 mL	200	283.2	86400	-	75,008.0
5439000	6/10/2016	58.9	58.9	0.2602	15.33	3856	32.6835%	Fecal		CFU/100 mL	200	283.2	86400	-	75,008.0
5439000	1/24/2020	58.9	58.9	0.2602	15.33	3856	32.6835%	Fecal		CFU/100 mL	200	283.2	86400	-	75,008.0
5439000	2/28/2020	58.9	58.9	0.2602	15.33	3856	32.6835%	Fecal		CFU/100 mL	200	283.2	86400	-	75,008.0
5439000	1/28/2013	58.8	58.8	0.2602	15.30	3860	32.7174%	Fecal		CFU/100 mL	200	283.2	86400	-	74,880.7
5439000	3/10/2017	58.8	58.8	0.2602	15.30	3860	32.7174%	Fecal		CFU/100 mL	200	283.2	86400	-	74,880.7
5439000	1/23/2019	58.8	58.8	0.2602	15.30	3860	32.7174%	Fecal		CFU/100 mL	200	283.2	86400	-	74,880.7
5439000	1/28/2019	58.8	58.8	0.2602	15.30	3860	32.7174%	Fecal		CFU/100 mL	200	283.2	86400	-	74,880.7
5439000	4/3/2022	110	110	0.1459	16.05	3688	31.2595%	Fecal		CFU/100 mL	200	283.2	86400	-	78,557.2
5439000	3/21/2002	58.7	58.7	0.2602	15.28	3864	32.7513%	Fecal		CFU/100 mL	200	283.2	86400	-	74,753.3
5439000	1/26/2012	58.7	58.7	0.2602	15.28	3864	32.7513%	Fecal		CFU/100 mL	200	283.2	86400	-	74,753.3
5439000	4/6/2019	58.7	58.7	0.2602	15.28	3864	32.7513%	Fecal		CFU/100 mL	200	283.2	86400	-	74,753.3
5439000	11/26/2020	58.7	58.7	0.2602	15.28	3864	32.7513%	Fecal		CFU/100 mL	200	283.2	86400	-	74,753.3
5439000	5/10/2007	58.6	58.6	0.2602	15.25	3868	32.7852%	Fecal		CFU/100 mL	200	283.2	86400	-	74,626.0
5439000	1/2/2012	58.6	58.6	0.2602	15.25	3868	32.7852%	Fecal		CFU/100 mL	200	283.2	86400	-	74,626.0
5439000	2/4/2017	58.6	58.6	0.2602	15.25	3868	32.7852%	Fecal		CFU/100 mL	200	283.2	86400	-	74,626.0
5439000	4/22/2019	58.6	58.6	0.2602	15.25	3868	32.7852%	Fecal		CFU/100 mL	200	283.2	86400	-	74,626.0
5439000	2/12/2020	58.6	58.6	0.2602	15.25	3868	32.7852%	Fecal		CFU/100 mL	200	283.2	86400	-	74,626.0
5439000	5/14/2021	58.6	58.6	0.2602	15.25	3868	32.7852%	Fecal		CFU/100 mL	200	283.2	86400	-	74,626.0
5439000	12/3/2009	58.5	58.5	0.2602	15.22	3874	32.8361%	Fecal		CFU/100 mL	200	283.2	86400	-	74,498.7
5439000	7/7/2018	58.5	58.5	0.2602	15.22	3874	32.8361%	Fecal		CFU/100 mL	200	283.2	86400	-	74,498.7
5439000	1/30/2019	58.5	58.5	0.2602	15.22	3874	32.8361%	Fecal		CFU/100 mL	200	283.2	86400	-	74,498.7
5439000	7/15/2007	58.4	58.4	0.2602	15.20	3877	32.8615%	Fecal		CFU/100 mL	200	283.2	86400	-	74,371.3
5439000	2/10/2017	58.4	58.4	0.2602	15.20	3877	32.8615%	Fecal		CFU/100 mL	200	283.2	86400	-	74,371.3

Gage ID	Date	Discharge (CFS)	Gage Discharge (less Surrogate NPDES) (CFS)	Watershed Area Ratio	Calculated flow (CFS)	Rank	Flow Exceedance %	Parameter	Results	Units (mg or micro_gram	Limit/Standard	100mL/CF	sec/day	Actual Load (million colonies/day)	Allowable Load (million colonies/day)
5439000	3/5/2002	58.3	58.3	0.2602	15.17	3879	32.8785%	Fecal		CFU/100 mL	200	283.2	86400	-	74,244.0
5439000	6/23/2017	58.3	58.3	0.2602	15.17	3879	32.8785%	Fecal		CFU/100 mL	200	283.2	86400	-	74,244.0
5439000	8/2/2017	58.3	58.3	0.2602	15.17	3879	32.8785%	Fecal		CFU/100 mL	200	283.2	86400	-	74,244.0
5439000	4/13/2022	109	109	0.1459	15.91	3704	31.3952%	Fecal		CFU/100 mL	200	283.2	86400	-	77,843.0
5439000	11/3/2008	58.2	58.2	0.2602	15.15	3882	32.9039%	Fecal		CFU/100 mL	200	283.2	86400	-	74,116.6
5439000	11/7/2008	58.2	58.2	0.2602	15.15	3882	32.9039%	Fecal		CFU/100 mL	200	283.2	86400	-	74,116.6
5439000	2/20/2016	58.2	58.2	0.2602	15.15	3882	32.9039%	Fecal		CFU/100 mL	200	283.2	86400	-	74,116.6
5439000	4/25/2019	58.2	58.2	0.2602	15.15	3882	32.9039%	Fecal		CFU/100 mL	200	283.2	86400	-	74,116.6
5439000	1/9/2007	58.1	58.1	0.2602	15.12	3886	32.9378%	Fecal		CFU/100 mL	200	283.2	86400	-	73,989.3
5439000	5/31/2007	58.1	58.1	0.2602	15.12	3886	32.9378%	Fecal		CFU/100 mL	200	283.2	86400	-	73,989.3
5439000	1/10/2009	58.1	58.1	0.2602	15.12	3886	32.9378%	Fecal		CFU/100 mL	200	283.2	86400	-	73,989.3
5439000	5/28/2010	58.1	58.1	0.2602	15.12	3886	32.9378%	Fecal		CFU/100 mL	200	283.2	86400	-	73,989.3
5439000	2/14/1990	58	58	0.2602	15.09	3890	32.9717%	Fecal		CFU/100 mL	200	283.2	86400	-	73,861.9
5439000	2/14/1991	58	58	0.2602	15.09	3890	32.9717%	Fecal		CFU/100 mL	200	283.2	86400	-	73,861.9
5439000	3/28/1992	58	58	0.2602	15.09	3890	32.9717%	Fecal		CFU/100 mL	200	283.2	86400	-	73,861.9
5439000	9/22/1993	58	58	0.2602	15.09	3890	32.9717%	Fecal		CFU/100 mL	200	283.2	86400	-	73,861.9
5439000	11/4/1994	58	58	0.2602	15.09	3890	32.9717%	Fecal		CFU/100 mL	200	283.2	86400	-	73,861.9
5439000	12/12/1994	58	58	0.2602	15.09	3890	32.9717%	Fecal		CFU/100 mL	200	283.2	86400	-	73,861.9
5439000	2/22/1995	58	58	0.2602	15.09	3890	32.9717%	Fecal		CFU/100 mL	200	283.2	86400	-	73,861.9
5439000	7/3/1996	58	58	0.2602	15.09	3890	32.9717%	Fecal		CFU/100 mL	200	283.2	86400	-	73,861.9
5439000	4/6/1997	58	58	0.2602	15.09	3890	32.9717%	Fecal		CFU/100 mL	200	283.2	86400	-	73,861.9
5439000	6/25/1998	58	58	0.2602	15.09	3890	32.9717%	Fecal		CFU/100 mL	200	283.2	86400	-	73,861.9
5439000	6/28/1999	58	58	0.2602	15.09	3890	32.9717%	Fecal		CFU/100 mL	200	283.2	86400	-	73,861.9
5439000	3/10/2001	58	58	0.2602	15.09	3890	32.9717%	Fecal		CFU/100 mL	200	283.2	86400	-	73,861.9
5439000	5/27/2003	58	58	0.2602	15.09	3890	32.9717%	Fecal		CFU/100 mL	200	283.2	86400	-	73,861.9
5439000	12/29/2007	58	58	0.2602	15.09	3890	32.9717%	Fecal		CFU/100 mL	200	283.2	86400	-	73,861.9
5439000	1/25/2018	58	58	0.2602	15.09	3890	32.9717%	Fecal		CFU/100 mL	200	283.2	86400	-	73,861.9
5439000	4/3/2021	58	58	0.2602	15.09	3890	32.9717%	Fecal		CFU/100 mL	200	283.2	86400	-	73,861.9
5439000	4/20/2007	57.9	57.9	0.2602	15.07	3906	33.1073%	Fecal		CFU/100 mL	200	283.2	86400	-	73,734.6
5439000	1/10/2010	57.9	57.9	0.2602	15.07	3906	33.1073%	Fecal		CFU/100 mL	200	283.2	86400	-	73,734.6
5439000	4/21/2020	57.9	57.9	0.2602	15.07	3906	33.1073%	Fecal		CFU/100 mL	200	283.2	86400	-	73,734.6
5439000	6/8/2020	57.9	57.9	0.2602	15.07	3906	33.1073%	Fecal		CFU/100 mL	200	283.2	86400	-	73,734.6
5439000	3/3/2004	57.8	57.8	0.2602	15.04	3910	33.1412%	Fecal		CFU/100 mL	200	283.2	86400	-	73,607.2
5439000	5/9/2007	57.8	57.8	0.2602	15.04	3910	33.1412%	Fecal		CFU/100 mL	200	283.2	86400	-	73,607.2
5439000	6/6/2013	57.8	57.8	0.2602	15.04	3910	33.1412%	Fecal		CFU/100 mL	200	283.2	86400	-	73,607.2
5439000	5/8/2018	57.8	57.8	0.2602	15.04	3910	33.1412%	Fecal		CFU/100 mL	200	283.2	86400	-	73,607.2
5439000	1/16/2019	57.8	57.8	0.2602	15.04	3910	33.1412%	Fecal		CFU/100 mL	200	283.2	86400	-	73,607.2
5439000	9/5/2019	57.8	57.8	0.2602	15.04	3910	33.1412%	Fecal		CFU/100 mL	200	283.2	86400	-	73,607.2
5439000	5/12/2006	57.7	57.7	0.2602	15.02	3916	33.1921%	Fecal		CFU/100 mL	200	283.2	86400	-	73,479.9
5439000	4/1/2011	57.7	57.7	0.2602	15.02	3916	33.1921%	Fecal		CFU/100 mL	200	283.2	86400	-	73,479.9
5439000	4/1/2013	57.7	57.7	0.2602	15.02	3916	33.1921%	Fecal		CFU/100 mL	200	283.2	86400	-	73,479.9
5439000	11/25/2017	57.7	57.7	0.2602	15.02	3916	33.1921%	Fecal		CFU/100 mL	200	283.2	86400	-	73,479.9
5439000	5/29/2018	57.7	57.7	0.2602	15.02	3916	33.1921%	Fecal		CFU/100 mL	200	283.2	86400	-	73,479.9
5439000	6/24/2021	57.7	57.7	0.2602	15.02	3916	33.1921%	Fecal		CFU/100 mL	200	283.2	86400	-	73,479.9
5439000	3/12/2004	57.6	57.6	0.2602	14.99	3922	33.2429%	Fecal		CFU/100 mL	200	283.2	86400	-	73,352.5
5439000	4/29/2004	57.6	57.6	0.2602	14.99	3922	33.2429%	Fecal		CFU/100 mL	200	283.2	86400	-	73,352.5
5439000	7/22/2015	57.6	57.6	0.2602	14.99	3922	33.2429%	Fecal		CFU/100 mL	200	283.2	86400	-	73,352.5
5439000	6/6/2017	57.6	57.6	0.2602	14.99	3922	33.2429%	Fecal		CFU/100 mL	200	283.2	86400	-	73,352.5
5439000	6/16/2017	57.6	57.6	0.2602	14.99	3922	33.2429%	Fecal		CFU/100 mL	200	283.2	86400	-	73,352.5
5439000	10/22/2017	57.6	57.6	0.2602	14.99	3922	33.2429%	Fecal		CFU/100 mL	200	283.2	86400	-	73,352.5
5439000	12/14/2018	57.5	57.5	0.2602	14.96	3928	33.2938%	Fecal		CFU/100 mL	200	283.2	86400	-	73,225.2
5439000	10/15/2008	57.4	57.4	0.2602	14.94	3929	33.3023%	Fecal		CFU/100 mL	200	283.2	86400	-	73,097.8
5439000	3/9/2016	57.4	57.4	0.2602	14.94	3929	33.3023%	Fecal		CFU/100 mL	200	283.2	86400	-	73,097.8
5439000	11/4/2016	57.4	57.4	0.2602	14.94	3929	33.3023%	Fecal		CFU/100 mL	200	283.2	86400	-	73,097.8
5439000	7/23/2019	57.4	57.4	0.2602	14.94	3929	33.3023%	Fecal		CFU/100 mL	200	283.2	86400	-	73,097.8
5439000	12/6/1993	57.3	57.3	0.2602	14.91	3933	33.3362%	Fecal		CFU/100 mL	200	283.2	86400	-	72,970.5
5439000	3/12/2016	57.3	57.3	0.2602	14.91	3933	33.3362%	Fecal		CFU/100 mL	200	283.2	86400	-	72,970.5
5439000	7/17/2008	57.2	57.2	0.2602	14.89	3935	33.3531%	Fecal		CFU/100 mL	200	283.2	86400	-	72,843.1
5439000	4/11/2019	57.2	57.2	0.2602	14.89	3935	33.3531%	Fecal		CFU/100 mL	200	283.2	86400	-	72,843.1
5439000	10/17/2014	57.1	57.1	0.2602	14.86	3937	33.3701%	Fecal		CFU/100 mL	200	283.2	86400	-	72,715.8
5439000	1/22/2019	57.1	57.1	0.2602	14.86	3937	33.3701%	Fecal		CFU/100 mL	200	283.2	86400	-	72,715.8
5439000	4/9/2019	57.1	57.1	0.2602	14.86	3937	33.3701%	Fecal		CFU/100 mL	200	283.2	86400	-	72,715.8
5439000	4/5/1990	57	57	0.2602	14.83	3940	33.3955%	Fecal		CFU/100 mL	200	283.2	86400	-	72,588.4
5439000	4/10/1990	57	57	0.2602	14.83	3940	33.3955%	Fecal		CFU/100 mL	200	283.2	86400	-	72,588.4
5439000	4/19/1990	57	57	0.2602	14.83	3940	33.3955%	Fecal		CFU/100 mL	200	283.2	86400	-	72,588.4
5439000	1/11/1992	57	57	0.2602	14.83	3940	33.3955%	Fecal		CFU/100 mL	200	283.2	86400	-	72,588.4
5439000	3/19/1993	57	57	0.2602	14.83	3940	33.3955%	Fecal		CFU/100 mL	200	283.2	86400	-	72,588.4
5439000	5/19/1993	57	57	0.2602	14.83	3940	33.3955%	Fecal		CFU/100 mL	200	283.2	86400	-	72,588.4
5439000	5/20/1993	57	57	0.2602	14.83	3940	33.3955%	Fecal		CFU/100 mL	200	283.2	86400	-	72,588.4
5439000	7/9/1993	57	57	0.2602	14.83	3940	33.3955%	Fecal		CFU/100 mL	200	283.2	86400	-	72,588.4
5439000	1/27/1995	57	57	0.2602	14.83	3940	33.3955%	Fecal		CFU/100 mL	200	283.2	86400	-	72,588.4
5439000	6/19/1995	57	57	0.2602	14.83	3940	33.3955%	Fecal		CFU/100 mL	200	283.2	86400	-	72,588.4
5439000	8/23/1996	57	57	0.2602	14.83	3940	33.3955%	Fecal		CFU/100 mL	200	283.2	86400	-	72,588.4
5439000	4/12/1997	57	57	0.2602	14.83	3940	33.3955%	Fecal		CFU/100 mL	200	283.2	86400	-	72,588.4
5439000	5/17/1997	57	57	0.2602	14.83	3940	33.3955%	Fecal		CFU/100 mL	200	283.2	86400	-	72,588.4
5439000	3/26/1999	57	57	0.2602	14.83	3940	33.3955%	Fecal		CFU/100 mL	200	283.2	86400	-	72,588.4
5439000	4/3/2001	57	57	0.2602	14.83	3940	33.3955%	Fecal		CFU/100 mL	200	283.2	86400	-	72,588.4
5439000	4/24/2001	57	57	0.2602	14.83	3940	33.3955%	Fecal		CFU/100 mL	200	283.2	86400	-	72,588.4
5439000	5/26/2007	57	57	0.2602	14.83	3940	33.3955%	Fecal		CFU/100 mL	200	283.2	86400	-	72,588.4
5439000	6/1/2007	57	57	0.2602	14.83	3940	33.3955%	Fecal		CFU/100 mL	200	283.2	86400	-	72,588.4
5439000	12/30/2016	57	57	0.2602	14.83	3940	33.3955%	Fecal		CFU/100 mL	200	283.2	86400	-	72,588.4
5439000	12/9/2009	56.9	56.9	0.2602	14.81	3959	33.5565%	Fecal		CFU/100 mL	200	283.2	86400	-	72,461.1
5439000	6/4/2013	56.9	56.9	0.2602	14.81	3959	33.5565%	Fecal		CFU/100 mL	200	283.2	86400	-	72,461.1
5439000	2/25/2005	56.8	56.8	0.2602	14.78	3961	33.5735%	Fecal		CFU/100 mL	200	283.2	86400	-	72,333.7
5439000	2/8/2012	56.8	56.8	0.2602	14.78	3961	33.5735%	Fecal		CFU/100 mL	200	283.2	86400	-	72,333.7
5439000	5/15/2021	56.8	56.8	0.2602	14.78	3961	33.5735%	Fecal		CFU/100 mL	200	283.2	86400	-	72,333.7
5439000	4/15/2011	56.7	56.7	0.2602	14.75	3964	33.5989%	Fecal		CFU/100 mL	200	283.2	86400	-	72,206.4
5439000	5/13/2013	56.7	56.7	0.2602	14.75	3964	33.5989%	Fecal		CFU/100 mL	200	283.2	86400	-	72,206.4
5439000	2/14/2020	56.7	56.7	0.2602	14.75	3964	33.5989%	Fecal		CFU/100 mL	200	283.2	86400	-	72,206.4
5439000	3/31/2022	106	106	0.1459	15.47	3804	32.2428%	Fecal		CFU/100 mL	200	283.2	86400	-	75,700.5
5439000	4/2/2022	106	106	0.1459	15.47	3804	32.2428%	Fecal		CFU/100 mL	200	283.2	86400	-	75,700.5
5439000	2/28/2002	56.6	56.6	0.2602	14.73	3967	33.6243%	Fecal		CFU/100 mL	200	283.2	86400	-	72,079.0
5439000	2/26/2004	56.6	56.6	0.2602	14.73	3967	33.6243%	Fecal		CFU/100 mL	200	283.2	86400	-	72,079.0
5439000	5/21/2008	56.6	56.6	0.2602	14.73	3967	33.6243%	Fecal		CFU/100 mL	200	283.2	86400	-	72,079.0
5439000	3/4/2010	56.6	56.6	0.2602	14.73	3967	33.6243%	Fecal		CFU/100 mL	200	283.2	86400	-	72,079.0
5439000	4/19/2010	56.6	56.6	0.2602	14.73	3967	33.6243%	Fecal		CFU/100 mL	200	283.2	86400	-	72,079.0
5439000	5/10/2010	56.6	56.6	0.2602	14.73	3967	33.6243%	Fecal		CFU/100 mL	200	283.2	86400	-	72,079.0
5439000	11/29/2011	56.6	56.6	0.2602	14.73	3967	33.6243%	Fecal		CFU/100 mL	200	283.2	86400	-	72,079.0
5439000	3/20/2012	56.6	56.6	0.2602	14.73	3967	33.6243%	Fecal		CFU/100 mL	200	283.2	86400	-	72,079.0
5439000	12/5/2016	56.6	56.6	0.2602	14.73	3967	33.6243%	Fecal		CFU/100 mL	200	283.2	86400	-	72,079.0
5439000	3/13/2018	56.6	56.6	0.2602	14.73	3967	33.6243%	Fecal		CFU/100 mL	200	283.2	86400	-	72,079.0
5439000	4/17/2021	56.6	56.6	0.2602	14.73	3967	33.6243%	Fecal		CFU/100 mL	200	283.2	86400	-	72,079.0
5439000	12/13/2019	56.5	56.5	0.2602	14.70	3978	33.7176%	Fecal		CFU/100 mL	200	283.2	86400	-	71,951.7
5439000	1/24/2016	56.4	56.4	0.2602	14.68	3979	33.7261%	Fecal		CFU/100 mL	200	283.2	86400	-	71,824.3
5439000	5/29/2021	56.4	56.4	0.2602	14.68	3979	33.7261%	Fecal		CFU/100 mL	200	283.2	86400	-	71,824.3
5439000	10/12/2008	56.3	56.3	0.2602	14.65	3981	33.7430%	Fecal		CFU/100 mL	200	283.2	86400	-	71,697.0
5439000	3/27/2014	56.3	56.3	0.2602	14.65	3981	33.7430%	Fecal		CFU/100 mL	200	283.2	86400	-	71,697.0
5439000	6/16/2014	56.3	56.3	0.2602	14.65	3981	33.7430%	Fecal		CFU/100 mL	200	283.2	86400	-	71,697.0
5439000	1/23/2020	56.3	56.3	0.2602	14.65	3981	33.7430%	Fecal		CFU/100 mL	200	283.2	86400	-	71,697.0
5439000	11/20/2008	56.2	56.2	0.2602	14.62	3985	33.7769%	Fecal		CFU/100 mL	200	283.2	86400	-	71,569.6
5439000	2/28/2017	56.2	56.2	0.2602	14.62	3985	33.7769%	Fecal		CFU/100 mL	200	283.2	86400	-	71,569.6
5439000	12/11/2019	56.2	56.2	0.2602	14.62	3985	33.7769%	Fecal		CFU/100 mL	200	283.2	86400	-	71,569.6
5439000	6/25/2004	56.1	56.1	0.2602	14.60	3988	33.8023%	Fecal		CFU/100 mL	200	283.2	86400	-	71,442.3
5439000	3/2/2005	56.1	56.1	0.2602	14.60	3988	33.8023%	Fecal		CFU/100 mL	200	283.2	86400	-	71,442.3
5439000	7/8/2021	56.1	56.1	0.2602	14.60	3988	33.8023%	Fecal		CFU/100 mL	200	283.2	86400	-	71,442.3
5439000	5/12/1991	56	56	0.2602	14.57	3991	33.8278%	Fecal		CFU/100 mL	200	283.2	86400	-	71,315.0
5439000	12/20/1991	56	56	0.2602	14.57	3991	33.8278%	Fecal		CFU/100 mL	200	283.2	86400	-	71,315.0
5439000	1/12/1992	56	56	0.2602	14.57	3991	33.8278%	Fecal		CFU/100 mL	200	283.2	86400	-	71,315.0
5439000	1/20/1992	56	56	0.2602	14.57	3991	33.8278%	Fecal		CFU/100 mL	200	283.2	86400	-	71,315.0
5439000	3/4/1992	56	56	0.2602	14.57	3991	33.8278%	Fecal		CFU/100 mL	200	283.2	86400	-	71,315.0
5439000	1/19/1993	56	56	0.2602	14.57	3991	33.8278%	Fecal		CFU/100 mL	200	283.2	86400	-	71,315.0
5439000	1/30/1993	56	56	0.2602	14.57	3991	33.8278%	Fecal		CFU/100 mL	200	283.2	86400	-	71,315.0
5439000	5/24/1993	56	56	0.2602	14.57	3991	33.8278%	Fecal		CFU/100 mL	200	283.2	86400	-	71,315.0
5439000	10/16/1993	56	56	0.2602	14.57	3991	33.8278%	Fecal		CFU/100 mL	200	283.2	86400	-	71,315.0
5439000	12/4/1993	56	56	0.2602	14.57	3991	33.8278%	Fecal		CFU/100 mL	200	283.2	86400	-	71,315.0

Gage ID	Date	Discharge (CFS)	Gage Discharge (less Surrogate NPDES) (CFS)	Watershed Area Ratio	Calculated flow (CFS)	Rank	Flow Exceedance %	Parameter	Results	Units (mg or micro_gram	Limit/Standard	100mL/CF	sec/day	Actual Load (million colonies/day)	Allowable Load (million colonies/day)
5439000	12/31/1993	56	56	0.2602	14.57	3991	33.8278%	Fecal		CFU/100 mL	200	283.2	86400	-	71,315.0
5439000	11/22/1994	56	56	0.2602	14.57	3991	33.8278%	Fecal		CFU/100 mL	200	283.2	86400	-	71,315.0
5439000	1/28/1995	56	56	0.2602	14.57	3991	33.8278%	Fecal		CFU/100 mL	200	283.2	86400	-	71,315.0
5439000	3/22/1995	56	56	0.2602	14.57	3991	33.8278%	Fecal		CFU/100 mL	200	283.2	86400	-	71,315.0
5439000	4/2/1995	56	56	0.2602	14.57	3991	33.8278%	Fecal		CFU/100 mL	200	283.2	86400	-	71,315.0
5439000	2/11/1996	56	56	0.2602	14.57	3991	33.8278%	Fecal		CFU/100 mL	200	283.2	86400	-	71,315.0
5439000	4/5/1997	56	56	0.2602	14.57	3991	33.8278%	Fecal		CFU/100 mL	200	283.2	86400	-	71,315.0
5439000	2/22/1999	56	56	0.2602	14.57	3991	33.8278%	Fecal		CFU/100 mL	200	283.2	86400	-	71,315.0
5439000	3/7/1999	56	56	0.2602	14.57	3991	33.8278%	Fecal		CFU/100 mL	200	283.2	86400	-	71,315.0
5439000	5/9/2000	56	56	0.2602	14.57	3991	33.8278%	Fecal		CFU/100 mL	200	283.2	86400	-	71,315.0
5439000	11/12/2000	56	56	0.2602	14.57	3991	33.8278%	Fecal		CFU/100 mL	200	283.2	86400	-	71,315.0
5439000	2/4/2001	56	56	0.2602	14.57	3991	33.8278%	Fecal		CFU/100 mL	200	283.2	86400	-	71,315.0
5439000	6/22/2002	56	56	0.2602	14.57	3991	33.8278%	Fecal		CFU/100 mL	200	283.2	86400	-	71,315.0
5439000	7/9/2003	56	56	0.2602	14.57	3991	33.8278%	Fecal		CFU/100 mL	200	283.2	86400	-	71,315.0
5439000	4/1/2010	56	56	0.2602	14.57	3991	33.8278%	Fecal		CFU/100 mL	200	283.2	86400	-	71,315.0
5439000	4/17/2016	56	56	0.2602	14.57	3991	33.8278%	Fecal		CFU/100 mL	200	283.2	86400	-	71,315.0
5439000	11/2/2016	56	56	0.2602	14.57	3991	33.8278%	Fecal		CFU/100 mL	200	283.2	86400	-	71,315.0
5439000	5/10/2018	56	56	0.2602	14.57	3991	33.8278%	Fecal		CFU/100 mL	200	283.2	86400	-	71,315.0
5439000	5/29/2007	55.9	55.9	0.2602	14.55	4019	34.0651%	Fecal		CFU/100 mL	200	283.2	86400	-	71,187.6
5439000	4/27/2008	55.9	55.9	0.2602	14.55	4019	34.0651%	Fecal		CFU/100 mL	200	283.2	86400	-	71,187.6
5439000	3/10/2014	55.9	55.9	0.2602	14.55	4019	34.0651%	Fecal		CFU/100 mL	200	283.2	86400	-	71,187.6
5439000	2/13/2020	55.8	55.8	0.2602	14.52	4022	34.0905%	Fecal		CFU/100 mL	200	283.2	86400	-	71,060.3
5439000	4/21/2007	55.7	55.7	0.2602	14.49	4023	34.0990%	Fecal		CFU/100 mL	200	283.2	86400	-	70,932.9
5439000	5/28/2003	55.6	55.6	0.2602	14.47	4025	34.1160%	Fecal		CFU/100 mL	200	283.2	86400	-	70,805.6
5439000	5/20/2006	55.6	55.6	0.2602	14.47	4025	34.1160%	Fecal		CFU/100 mL	200	283.2	86400	-	70,805.6
5439000	1/11/2010	55.6	55.6	0.2602	14.47	4025	34.1160%	Fecal		CFU/100 mL	200	283.2	86400	-	70,805.6
5439000	4/3/2010	55.6	55.6	0.2602	14.47	4025	34.1160%	Fecal		CFU/100 mL	200	283.2	86400	-	70,805.6
5439000	4/10/2021	55.6	55.6	0.2602	14.47	4025	34.1160%	Fecal		CFU/100 mL	200	283.2	86400	-	70,805.6
5439000	9/13/2007	55.5	55.5	0.2602	14.44	4030	34.1583%	Fecal		CFU/100 mL	200	283.2	86400	-	70,678.2
5439000	10/7/2008	55.5	55.5	0.2602	14.44	4030	34.1583%	Fecal		CFU/100 mL	200	283.2	86400	-	70,678.2
5439000	12/15/2018	55.5	55.5	0.2602	14.44	4030	34.1583%	Fecal		CFU/100 mL	200	283.2	86400	-	70,678.2
5439000	6/11/2016	55.4	55.4	0.2602	14.42	4033	34.1838%	Fecal		CFU/100 mL	200	283.2	86400	-	70,550.9
5439000	7/22/2016	55.4	55.4	0.2602	14.42	4033	34.1838%	Fecal		CFU/100 mL	200	283.2	86400	-	70,550.9
5439000	3/6/2020	55.4	55.4	0.2602	14.42	4033	34.1838%	Fecal		CFU/100 mL	200	283.2	86400	-	70,550.9
5439000	6/7/2017	55.3	55.3	0.2602	14.39	4036	34.2092%	Fecal		CFU/100 mL	200	283.2	86400	-	70,423.5
5439000	7/19/2014	55.2	55.2	0.2602	14.36	4038	34.2261%	Fecal		CFU/100 mL	200	283.2	86400	-	70,296.2
5439000	4/16/2020	55.2	55.2	0.2602	14.36	4038	34.2261%	Fecal		CFU/100 mL	200	283.2	86400	-	70,296.2
5439000	4/30/2004	55.1	55.1	0.2602	14.34	4040	34.2431%	Fecal		CFU/100 mL	200	283.2	86400	-	70,168.8
5439000	2/17/1990	55	55	0.2602	14.31	4041	34.2516%	Fecal		CFU/100 mL	200	283.2	86400	-	70,041.5
5439000	4/25/1990	55	55	0.2602	14.31	4041	34.2516%	Fecal		CFU/100 mL	200	283.2	86400	-	70,041.5
5439000	6/28/1990	55	55	0.2602	14.31	4041	34.2516%	Fecal		CFU/100 mL	200	283.2	86400	-	70,041.5
5439000	3/5/1992	55	55	0.2602	14.31	4041	34.2516%	Fecal		CFU/100 mL	200	283.2	86400	-	70,041.5
5439000	10/6/1993	55	55	0.2602	14.31	4041	34.2516%	Fecal		CFU/100 mL	200	283.2	86400	-	70,041.5
5439000	10/13/1993	55	55	0.2602	14.31	4041	34.2516%	Fecal		CFU/100 mL	200	283.2	86400	-	70,041.5
5439000	2/17/1994	55	55	0.2602	14.31	4041	34.2516%	Fecal		CFU/100 mL	200	283.2	86400	-	70,041.5
5439000	12/4/1994	55	55	0.2602	14.31	4041	34.2516%	Fecal		CFU/100 mL	200	283.2	86400	-	70,041.5
5439000	12/5/1994	55	55	0.2602	14.31	4041	34.2516%	Fecal		CFU/100 mL	200	283.2	86400	-	70,041.5
5439000	12/7/1994	55	55	0.2602	14.31	4041	34.2516%	Fecal		CFU/100 mL	200	283.2	86400	-	70,041.5
5439000	12/18/1994	55	55	0.2602	14.31	4041	34.2516%	Fecal		CFU/100 mL	200	283.2	86400	-	70,041.5
5439000	12/19/1994	55	55	0.2602	14.31	4041	34.2516%	Fecal		CFU/100 mL	200	283.2	86400	-	70,041.5
5439000	12/20/1994	55	55	0.2602	14.31	4041	34.2516%	Fecal		CFU/100 mL	200	283.2	86400	-	70,041.5
5439000	1/9/1995	55	55	0.2602	14.31	4041	34.2516%	Fecal		CFU/100 mL	200	283.2	86400	-	70,041.5
5439000	1/29/1995	55	55	0.2602	14.31	4041	34.2516%	Fecal		CFU/100 mL	200	283.2	86400	-	70,041.5
5439000	6/20/1995	55	55	0.2602	14.31	4041	34.2516%	Fecal		CFU/100 mL	200	283.2	86400	-	70,041.5
5439000	7/6/1995	55	55	0.2602	14.31	4041	34.2516%	Fecal		CFU/100 mL	200	283.2	86400	-	70,041.5
5439000	11/22/1995	55	55	0.2602	14.31	4041	34.2516%	Fecal		CFU/100 mL	200	283.2	86400	-	70,041.5
5439000	3/19/1997	55	55	0.2602	14.31	4041	34.2516%	Fecal		CFU/100 mL	200	283.2	86400	-	70,041.5
5439000	5/30/1997	55	55	0.2602	14.31	4041	34.2516%	Fecal		CFU/100 mL	200	283.2	86400	-	70,041.5
5439000	2/4/1998	55	55	0.2602	14.31	4041	34.2516%	Fecal		CFU/100 mL	200	283.2	86400	-	70,041.5
5439000	12/14/1998	55	55	0.2602	14.31	4041	34.2516%	Fecal		CFU/100 mL	200	283.2	86400	-	70,041.5
5439000	2/23/1999	55	55	0.2602	14.31	4041	34.2516%	Fecal		CFU/100 mL	200	283.2	86400	-	70,041.5
5439000	3/27/1999	55	55	0.2602	14.31	4041	34.2516%	Fecal		CFU/100 mL	200	283.2	86400	-	70,041.5
5439000	5/17/2000	55	55	0.2602	14.31	4041	34.2516%	Fecal		CFU/100 mL	200	283.2	86400	-	70,041.5
5439000	7/16/2000	55	55	0.2602	14.31	4041	34.2516%	Fecal		CFU/100 mL	200	283.2	86400	-	70,041.5
5439000	2/20/2013	55	55	0.2602	14.31	4041	34.2516%	Fecal		CFU/100 mL	200	283.2	86400	-	70,041.5
5439000	4/18/2016	55	55	0.2602	14.31	4041	34.2516%	Fecal		CFU/100 mL	200	283.2	86400	-	70,041.5
5439000	6/28/2016	55	55	0.2602	14.31	4041	34.2516%	Fecal		CFU/100 mL	200	283.2	86400	-	70,041.5
5439000	6/2/2018	55	55	0.2602	14.31	4041	34.2516%	Fecal		CFU/100 mL	200	283.2	86400	-	70,041.5
5439000	4/14/2011	54.9	54.9	0.2602	14.29	4071	34.5058%	Fecal		CFU/100 mL	200	283.2	86400	-	69,914.1
5439000	4/18/2015	54.9	54.9	0.2602	14.29	4071	34.5058%	Fecal		CFU/100 mL	200	283.2	86400	-	69,914.1
5439000	11/29/2018	54.9	54.9	0.2602	14.29	4071	34.5058%	Fecal		CFU/100 mL	200	283.2	86400	-	69,914.1
5439000	3/1/2020	54.9	54.9	0.2602	14.29	4071	34.5058%	Fecal		CFU/100 mL	200	283.2	86400	-	69,914.1
5439000	10/4/2008	54.8	54.8	0.2602	14.26	4075	34.5398%	Fecal		CFU/100 mL	200	283.2	86400	-	69,786.8
5439000	12/10/2011	54.8	54.8	0.2602	14.26	4075	34.5398%	Fecal		CFU/100 mL	200	283.2	86400	-	69,786.8
5439000	12/14/2019	54.8	54.8	0.2602	14.26	4075	34.5398%	Fecal		CFU/100 mL	200	283.2	86400	-	69,786.8
5439000	4/20/2010	54.7	54.7	0.2602	14.23	4078	34.5652%	Fecal		CFU/100 mL	200	283.2	86400	-	69,659.4
5439000	2/5/2017	54.7	54.7	0.2602	14.23	4078	34.5652%	Fecal		CFU/100 mL	200	283.2	86400	-	69,659.4
5439000	4/22/2020	54.7	54.7	0.2602	14.23	4078	34.5652%	Fecal		CFU/100 mL	200	283.2	86400	-	69,659.4
5439000	7/4/1994	54.6	54.6	0.2602	14.21	4081	34.5906%	Fecal		CFU/100 mL	200	283.2	86400	-	69,532.1
5439000	5/29/2006	54.6	54.6	0.2602	14.21	4081	34.5906%	Fecal		CFU/100 mL	200	283.2	86400	-	69,532.1
5439000	6/28/2011	54.6	54.6	0.2602	14.21	4081	34.5906%	Fecal		CFU/100 mL	200	283.2	86400	-	69,532.1
5439000	4/19/2015	54.6	54.6	0.2602	14.21	4081	34.5906%	Fecal		CFU/100 mL	200	283.2	86400	-	69,532.1
5439000	7/14/2018	54.6	54.6	0.2602	14.21	4081	34.5906%	Fecal		CFU/100 mL	200	283.2	86400	-	69,532.1
5439000	12/12/2019	54.6	54.6	0.2602	14.21	4081	34.5906%	Fecal		CFU/100 mL	200	283.2	86400	-	69,532.1
5439000	2/2/2020	54.6	54.6	0.2602	14.21	4081	34.5906%	Fecal		CFU/100 mL	200	283.2	86400	-	69,532.1
5439000	3/30/1994	54.5	54.5	0.2602	14.18	4088	34.6499%	Fecal		CFU/100 mL	200	283.2	86400	-	69,404.7
5439000	2/19/2002	54.5	54.5	0.2602	14.18	4088	34.6499%	Fecal		CFU/100 mL	200	283.2	86400	-	69,404.7
5439000	3/4/2005	54.5	54.5	0.2602	14.18	4088	34.6499%	Fecal		CFU/100 mL	200	283.2	86400	-	69,404.7
5439000	4/10/2019	54.5	54.5	0.2602	14.18	4088	34.6499%	Fecal		CFU/100 mL	200	283.2	86400	-	69,404.7
5439000	7/8/2019	54.5	54.5	0.2602	14.18	4088	34.6499%	Fecal		CFU/100 mL	200	283.2	86400	-	69,404.7
5439000	4/23/2020	54.5	54.5	0.2602	14.18	4088	34.6499%	Fecal		CFU/100 mL	200	283.2	86400	-	69,404.7
5439000	4/6/2021	54.5	54.5	0.2602	14.18	4088	34.6499%	Fecal		CFU/100 mL	200	283.2	86400	-	69,404.7
5439000	1/19/2007	54.4	54.4	0.2602	14.16	4095	34.7093%	Fecal		CFU/100 mL	200	283.2	86400	-	69,277.4
5439000	4/19/2016	54.4	54.4	0.2602	14.16	4095	34.7093%	Fecal		CFU/100 mL	200	283.2	86400	-	69,277.4
5439000	10/31/2017	54.4	54.4	0.2602	14.16	4095	34.7093%	Fecal		CFU/100 mL	200	283.2	86400	-	69,277.4
5439000	2/18/2019	54.4	54.4	0.2602	14.16	4095	34.7093%	Fecal		CFU/100 mL	200	283.2	86400	-	69,277.4
5439000	7/3/2010	54.3	54.3	0.2602	14.13	4099	34.7432%	Fecal		CFU/100 mL	200	283.2	86400	-	69,150.0
5439000	11/7/2017	54.3	54.3	0.2602	14.13	4099	34.7432%	Fecal		CFU/100 mL	200	283.2	86400	-	69,150.0
5439000	6/20/2013	54.2	54.2	0.2602	14.10	4101	34.7601%	Fecal		CFU/100 mL	200	283.2	86400	-	69,022.7
5439000	4/1/2014	54.2	54.2	0.2602	14.10	4101	34.7601%	Fecal		CFU/100 mL	200	283.2	86400	-	69,022.7
5439000	5/18/2014	54.2	54.2	0.2602	14.10	4101	34.7601%	Fecal		CFU/100 mL	200	283.2	86400	-	69,022.7
5439000	4/12/2019	54.2	54.2	0.2602	14.10	4101	34.7601%	Fecal		CFU/100 mL	200	283.2	86400	-	69,022.7
5439000	7/23/2008	54.1	54.1	0.2602	14.08	4105	34.7940%	Fecal		CFU/100 mL	200	283.2	86400	-	68,895.3
5439000	1/18/2012	54.1	54.1	0.2602	14.08	4105	34.7940%	Fecal		CFU/100 mL	200	283.2	86400	-	68,895.3
5439000	3/30/2014	54.1	54.1	0.2602	14.08	4105	34.7940%	Fecal		CFU/100 mL	200	283.2	86400	-	68,895.3
5439000	3/14/2018	54.1	54.1	0.2602	14.08	4105	34.7940%	Fecal		CFU/100 mL	200	283.2	86400	-	68,895.3
5439000	4/28/1990	54	54	0.2602	14.05	4109	34.8279%	Fecal		CFU/100 mL	200	283.2	86400	-	68,768.0
5439000	6/4/1990	54	54	0.2602	14.05	4109	34.8279%	Fecal		CFU/100 mL	200	283.2	86400	-	68,768.0
5439000	6/5/1990	54	54	0.2602	14.05	4109	34.8279%	Fecal		CFU/100 mL	200	283.2	86400	-	68,768.0
5439000	6/8/1990	54	54	0.2602	14.05	4109	34.8279%	Fecal		CFU/100 mL	200	283.2	86400	-	68,768.0
5439000	8/25/1990	54	54	0.2602	14.05	4109	34.8279%	Fecal		CFU/100 mL	200	283.2	86400	-	68,768.0
5439000	12/25/1990	54	54	0.2602	14.05	4109	34.8279%	Fecal		CFU/100 mL	200	283.2	86400	-	68,768.0
5439000	1/1/1991	54	54	0.2602	14.05	4109	34.8279%	Fecal		CFU/100 mL	200	283.2	86400	-	68,768.0
5439000	2/15/1991	54	54	0.2602	14.05	4109	34.8279%	Fecal		CFU/100 mL	200	283.2	86400	-	68,768.0
5439000	3/7/1991	54	54	0.2602	14.05	4109	34.8279%	Fecal		CFU/100 mL	200	283.2	86400	-	68,768.0
5439000	5/1/1991	54	54	0.2602	14.05	4109	34.8279%	Fecal		CFU/100 mL	200	283.2	86400	-	68,768.0
5439000	1/13/1992	54	54	0.2602	14.05	4109	34.8279%	Fecal		CFU/100 mL	200	283.2	86400	-	68,768.0
5439000	3/18/1992	54	54	0.2602	14.05	4109	34.8279%	Fecal		CFU/100 mL	200	283.2	86400	-	68,768.0
5439000	5/1/1992	54	54	0.2602	14.05	4109	34.8279%	Fecal		CFU/100 mL	200	283.2	86400	-	68,768.0
5439000	12/12/1992	54	54	0.2602	14.05	4109	34.8279%	Fecal		CFU/100 mL	200	283.2	86400	-	68,768.0
5439000	1/17/1993	54	54	0.2602	14.05	4109	34.8279%	Fecal		CFU/100 mL	200	283.2	86400	-	68,768.0
5439000	5/21/1993	54	54	0.2602	14.05	4109	34.8279%	Fecal		CFU/100 mL	200	283.2	86400	-	68,768.0
5439000	5/22/1993	54	54	0.2602	14.05	4109	34.8279%	Fecal		CFU/100 mL	200	283.2	86400	-	68,768.0
5439000	1/30/1995	54	54	0.2602	14.05	4109	34.8279%	Fecal		CFU/100 mL	200	283.2	86400	-	68,768.0
5439000	2/28/1995	54	54	0.2602	14.05	4109	34.8279%	Fecal		CFU/100 mL	200	283.2	86400	-	68,768.0

Gage ID	Date	Discharge (CFS)	Gage Discharge (less Surrogate NPDES) (CFS)	Watershed Area Ratio	Calculated flow (CFS)	Rank	Flow Exceedance %	Parameter	Results	Units (mg or micro_gram	Limit/Standard	100mL/CF	sec/day	Actual Load (million colonies/day)	Allowable Load (million colonies/day)
5439000	6/28/1995	54	54	0.2602	14.05	4109	34.8279%	Fecal		CFU/100 mL	200	283.2	86400	-	68,768.0
5439000	3/31/1997	54	54	0.2602	14.05	4109	34.8279%	Fecal		CFU/100 mL	200	283.2	86400	-	68,768.0
5439000	2/5/1998	54	54	0.2602	14.05	4109	34.8279%	Fecal		CFU/100 mL	200	283.2	86400	-	68,768.0
5439000	6/28/1998	54	54	0.2602	14.05	4109	34.8279%	Fecal		CFU/100 mL	200	283.2	86400	-	68,768.0
5439000	7/11/1998	54	54	0.2602	14.05	4109	34.8279%	Fecal		CFU/100 mL	200	283.2	86400	-	68,768.0
5439000	10/24/1998	54	54	0.2602	14.05	4109	34.8279%	Fecal		CFU/100 mL	200	283.2	86400	-	68,768.0
5439000	3/15/1999	54	54	0.2602	14.05	4109	34.8279%	Fecal		CFU/100 mL	200	283.2	86400	-	68,768.0
5439000	3/28/1999	54	54	0.2602	14.05	4109	34.8279%	Fecal		CFU/100 mL	200	283.2	86400	-	68,768.0
5439000	8/8/2000	54	54	0.2602	14.05	4109	34.8279%	Fecal		CFU/100 mL	200	283.2	86400	-	68,768.0
5439000	4/25/2001	54	54	0.2602	14.05	4109	34.8279%	Fecal		CFU/100 mL	200	283.2	86400	-	68,768.0
5439000	6/22/2001	54	54	0.2602	14.05	4109	34.8279%	Fecal		CFU/100 mL	200	283.2	86400	-	68,768.0
5439000	3/22/2002	54	54	0.2602	14.05	4109	34.8279%	Fecal		CFU/100 mL	200	283.2	86400	-	68,768.0
5439000	1/18/2005	54	54	0.2602	14.05	4109	34.8279%	Fecal		CFU/100 mL	200	283.2	86400	-	68,768.0
5439000	4/4/2006	54	54	0.2602	14.05	4109	34.8279%	Fecal		CFU/100 mL	200	283.2	86400	-	68,768.0
5439000	1/19/2008	54	54	0.2602	14.05	4109	34.8279%	Fecal		CFU/100 mL	200	283.2	86400	-	68,768.0
5439000	7/1/2009	54	54	0.2602	14.05	4109	34.8279%	Fecal		CFU/100 mL	200	283.2	86400	-	68,768.0
5439000	12/16/2009	54	54	0.2602	14.05	4109	34.8279%	Fecal		CFU/100 mL	200	283.2	86400	-	68,768.0
5439000	1/17/2012	54	54	0.2602	14.05	4109	34.8279%	Fecal		CFU/100 mL	200	283.2	86400	-	68,768.0
5439000	6/5/2013	54	54	0.2602	14.05	4109	34.8279%	Fecal		CFU/100 mL	200	283.2	86400	-	68,768.0
5439000	4/19/2014	54	54	0.2602	14.05	4109	34.8279%	Fecal		CFU/100 mL	200	283.2	86400	-	68,768.0
5439000	12/24/1993	53.9	53.9	0.2602	14.03	4148	35.1585%	Fecal		CFU/100 mL	200	283.2	86400	-	68,640.6
5439000	1/5/2012	53.9	53.9	0.2602	14.03	4148	35.1585%	Fecal		CFU/100 mL	200	283.2	86400	-	68,640.6
5439000	6/20/2017	53.9	53.9	0.2602	14.03	4148	35.1585%	Fecal		CFU/100 mL	200	283.2	86400	-	68,640.6
5439000	10/25/1993	53.8	53.8	0.2602	14.00	4151	35.1839%	Fecal		CFU/100 mL	200	283.2	86400	-	68,513.3
5439000	5/5/2006	53.8	53.8	0.2602	14.00	4151	35.1839%	Fecal		CFU/100 mL	200	283.2	86400	-	68,513.3
5439000	6/29/2006	53.8	53.8	0.2602	14.00	4151	35.1839%	Fecal		CFU/100 mL	200	283.2	86400	-	68,513.3
5439000	8/17/2007	53.8	53.8	0.2602	14.00	4151	35.1839%	Fecal		CFU/100 mL	200	283.2	86400	-	68,513.3
5439000	3/11/2017	53.8	53.8	0.2602	14.00	4151	35.1839%	Fecal		CFU/100 mL	200	283.2	86400	-	68,513.3
5439000	1/17/2019	53.8	53.8	0.2602	14.00	4151	35.1839%	Fecal		CFU/100 mL	200	283.2	86400	-	68,513.3
5439000	1/26/2020	53.8	53.8	0.2602	14.00	4151	35.1839%	Fecal		CFU/100 mL	200	283.2	86400	-	68,513.3
5439000	4/8/2021	53.8	53.8	0.2602	14.00	4151	35.1839%	Fecal		CFU/100 mL	200	283.2	86400	-	68,513.3
5439000	1/11/2009	53.7	53.7	0.2602	13.97	4159	35.2517%	Fecal		CFU/100 mL	200	283.2	86400	-	68,385.9
5439000	2/9/2012	53.7	53.7	0.2602	13.97	4159	35.2517%	Fecal		CFU/100 mL	200	283.2	86400	-	68,385.9
5439000	3/27/2013	53.7	53.7	0.2602	13.97	4159	35.2517%	Fecal		CFU/100 mL	200	283.2	86400	-	68,385.9
5439000	4/2/2015	53.7	53.7	0.2602	13.97	4159	35.2517%	Fecal		CFU/100 mL	200	283.2	86400	-	68,385.9
5439000	4/20/2016	53.7	53.7	0.2602	13.97	4159	35.2517%	Fecal		CFU/100 mL	200	283.2	86400	-	68,385.9
5439000	4/27/2016	53.7	53.7	0.2602	13.97	4159	35.2517%	Fecal		CFU/100 mL	200	283.2	86400	-	68,385.9
5439000	11/8/2008	53.6	53.6	0.2602	13.95	4165	35.3026%	Fecal		CFU/100 mL	200	283.2	86400	-	68,258.6
5439000	2/10/2012	53.6	53.6	0.2602	13.95	4165	35.3026%	Fecal		CFU/100 mL	200	283.2	86400	-	68,258.6
5439000	6/8/2017	53.6	53.6	0.2602	13.95	4165	35.3026%	Fecal		CFU/100 mL	200	283.2	86400	-	68,258.6
5439000	6/11/2021	53.6	53.6	0.2602	13.95	4165	35.3026%	Fecal		CFU/100 mL	200	283.2	86400	-	68,258.6
5439000	6/23/1994	53.5	53.5	0.2602	13.92	4169	35.3365%	Fecal		CFU/100 mL	200	283.2	86400	-	68,131.2
5439000	4/26/2002	53.5	53.5	0.2602	13.92	4169	35.3365%	Fecal		CFU/100 mL	200	283.2	86400	-	68,131.2
5439000	6/16/2010	53.5	53.5	0.2602	13.92	4169	35.3365%	Fecal		CFU/100 mL	200	283.2	86400	-	68,131.2
5439000	12/5/1993	53.4	53.4	0.2602	13.90	4172	35.3619%	Fecal		CFU/100 mL	200	283.2	86400	-	68,003.9
5439000	2/21/2009	53.4	53.4	0.2602	13.90	4172	35.3619%	Fecal		CFU/100 mL	200	283.2	86400	-	68,003.9
5439000	5/17/2012	53.4	53.4	0.2602	13.90	4172	35.3619%	Fecal		CFU/100 mL	200	283.2	86400	-	68,003.9
5439000	5/15/2013	53.4	53.4	0.2602	13.90	4172	35.3619%	Fecal		CFU/100 mL	200	283.2	86400	-	68,003.9
5439000	4/4/2021	53.4	53.4	0.2602	13.90	4172	35.3619%	Fecal		CFU/100 mL	200	283.2	86400	-	68,003.9
5439000	2/3/2010	53.3	53.3	0.2602	13.87	4177	35.4043%	Fecal		CFU/100 mL	200	283.2	86400	-	67,876.6
5439000	4/2/2010	53.3	53.3	0.2602	13.87	4177	35.4043%	Fecal		CFU/100 mL	200	283.2	86400	-	67,876.6
5439000	1/6/2012	53.3	53.3	0.2602	13.87	4177	35.4043%	Fecal		CFU/100 mL	200	283.2	86400	-	67,876.6
5439000	2/24/2012	53.3	53.3	0.2602	13.87	4177	35.4043%	Fecal		CFU/100 mL	200	283.2	86400	-	67,876.6
5439000	3/29/2013	53.3	53.3	0.2602	13.87	4177	35.4043%	Fecal		CFU/100 mL	200	283.2	86400	-	67,876.6
5439000	2/9/2017	53.3	53.3	0.2602	13.87	4177	35.4043%	Fecal		CFU/100 mL	200	283.2	86400	-	67,876.6
5439000	4/9/2021	53.3	53.3	0.2602	13.87	4177	35.4043%	Fecal		CFU/100 mL	200	283.2	86400	-	67,876.6
5439000	12/23/1993	53.2	53.2	0.2602	13.84	4184	35.4636%	Fecal		CFU/100 mL	200	283.2	86400	-	67,749.2
5439000	4/22/2007	53.2	53.2	0.2602	13.84	4184	35.4636%	Fecal		CFU/100 mL	200	283.2	86400	-	67,749.2
5439000	6/1/2012	53.2	53.2	0.2602	13.84	4184	35.4636%	Fecal		CFU/100 mL	200	283.2	86400	-	67,749.2
5439000	3/31/2014	53.2	53.2	0.2602	13.84	4184	35.4636%	Fecal		CFU/100 mL	200	283.2	86400	-	67,749.2
5439000	7/15/2020	53.2	53.2	0.2602	13.84	4184	35.4636%	Fecal		CFU/100 mL	200	283.2	86400	-	67,749.2
5439000	2/11/2005	53.1	53.1	0.2602	13.82	4189	35.5060%	Fecal		CFU/100 mL	200	283.2	86400	-	67,621.9
5439000	6/14/2006	53.1	53.1	0.2602	13.82	4189	35.5060%	Fecal		CFU/100 mL	200	283.2	86400	-	67,621.9
5439000	4/9/2014	53.1	53.1	0.2602	13.82	4189	35.5060%	Fecal		CFU/100 mL	200	283.2	86400	-	67,621.9
5439000	4/11/2022	99.3	99.3	0.1459	14.49	4024	34.1075%	Fecal		CFU/100 mL	200	283.2	86400	-	70,915.7
5439000	12/21/1991	53	53	0.2602	13.79	4192	35.5314%	Fecal		CFU/100 mL	200	283.2	86400	-	67,494.5
5439000	3/19/1992	53	53	0.2602	13.79	4192	35.5314%	Fecal		CFU/100 mL	200	283.2	86400	-	67,494.5
5439000	4/30/1992	53	53	0.2602	13.79	4192	35.5314%	Fecal		CFU/100 mL	200	283.2	86400	-	67,494.5
5439000	8/15/1993	53	53	0.2602	13.79	4192	35.5314%	Fecal		CFU/100 mL	200	283.2	86400	-	67,494.5
5439000	11/23/1994	53	53	0.2602	13.79	4192	35.5314%	Fecal		CFU/100 mL	200	283.2	86400	-	67,494.5
5439000	11/24/1994	53	53	0.2602	13.79	4192	35.5314%	Fecal		CFU/100 mL	200	283.2	86400	-	67,494.5
5439000	1/31/1995	53	53	0.2602	13.79	4192	35.5314%	Fecal		CFU/100 mL	200	283.2	86400	-	67,494.5
5439000	3/23/1995	53	53	0.2602	13.79	4192	35.5314%	Fecal		CFU/100 mL	200	283.2	86400	-	67,494.5
5439000	4/3/1995	53	53	0.2602	13.79	4192	35.5314%	Fecal		CFU/100 mL	200	283.2	86400	-	67,494.5
5439000	5/19/1996	53	53	0.2602	13.79	4192	35.5314%	Fecal		CFU/100 mL	200	283.2	86400	-	67,494.5
5439000	3/20/1997	53	53	0.2602	13.79	4192	35.5314%	Fecal		CFU/100 mL	200	283.2	86400	-	67,494.5
5439000	3/21/1997	53	53	0.2602	13.79	4192	35.5314%	Fecal		CFU/100 mL	200	283.2	86400	-	67,494.5
5439000	6/2/1998	53	53	0.2602	13.79	4192	35.5314%	Fecal		CFU/100 mL	200	283.2	86400	-	67,494.5
5439000	3/11/1999	53	53	0.2602	13.79	4192	35.5314%	Fecal		CFU/100 mL	200	283.2	86400	-	67,494.5
5439000	5/18/2000	53	53	0.2602	13.79	4192	35.5314%	Fecal		CFU/100 mL	200	283.2	86400	-	67,494.5
5439000	6/10/2000	53	53	0.2602	13.79	4192	35.5314%	Fecal		CFU/100 mL	200	283.2	86400	-	67,494.5
5439000	4/26/2001	53	53	0.2602	13.79	4192	35.5314%	Fecal		CFU/100 mL	200	283.2	86400	-	67,494.5
5439000	6/16/2001	53	53	0.2602	13.79	4192	35.5314%	Fecal		CFU/100 mL	200	283.2	86400	-	67,494.5
5439000	6/23/2002	53	53	0.2602	13.79	4192	35.5314%	Fecal		CFU/100 mL	200	283.2	86400	-	67,494.5
5439000	3/12/2005	53	53	0.2602	13.79	4192	35.5314%	Fecal		CFU/100 mL	200	283.2	86400	-	67,494.5
5439000	2/2/2017	53	53	0.2602	13.79	4192	35.5314%	Fecal		CFU/100 mL	200	283.2	86400	-	67,494.5
5439000	4/21/2010	52.9	52.9	0.2602	13.77	4213	35.7094%	Fecal		CFU/100 mL	200	283.2	86400	-	67,367.2
5439000	4/17/2011	52.9	52.9	0.2602	13.77	4213	35.7094%	Fecal		CFU/100 mL	200	283.2	86400	-	67,367.2
5439000	8/5/2014	52.9	52.9	0.2602	13.77	4213	35.7094%	Fecal		CFU/100 mL	200	283.2	86400	-	67,367.2
5439000	2/17/2020	52.9	52.9	0.2602	13.77	4213	35.7094%	Fecal		CFU/100 mL	200	283.2	86400	-	67,367.2
5439000	4/29/2008	52.8	52.8	0.2602	13.74	4217	35.7433%	Fecal		CFU/100 mL	200	283.2	86400	-	67,239.8
5439000	3/15/2018	52.8	52.8	0.2602	13.74	4217	35.7433%	Fecal		CFU/100 mL	200	283.2	86400	-	67,239.8
5439000	7/8/2018	52.8	52.8	0.2602	13.74	4217	35.7433%	Fecal		CFU/100 mL	200	283.2	86400	-	67,239.8
5439000	7/24/2019	52.8	52.8	0.2602	13.74	4217	35.7433%	Fecal		CFU/100 mL	200	283.2	86400	-	67,239.8
5439000	4/18/2021	52.8	52.8	0.2602	13.74	4217	35.7433%	Fecal		CFU/100 mL	200	283.2	86400	-	67,239.8
5439000	3/30/2002	52.7	52.7	0.2602	13.71	4222	35.7857%	Fecal		CFU/100 mL	200	283.2	86400	-	67,112.5
5439000	6/8/2007	52.7	52.7	0.2602	13.71	4222	35.7857%	Fecal		CFU/100 mL	200	283.2	86400	-	67,112.5
5439000	4/21/2015	52.7	52.7	0.2602	13.71	4222	35.7857%	Fecal		CFU/100 mL	200	283.2	86400	-	67,112.5
5439000	6/9/2017	52.7	52.7	0.2602	13.71	4222	35.7857%	Fecal		CFU/100 mL	200	283.2	86400	-	67,112.5
5439000	4/14/2019	52.7	52.7	0.2602	13.71	4222	35.7857%	Fecal		CFU/100 mL	200	283.2	86400	-	67,112.5
5439000	3/23/2022	98.6	98.6	0.1459	14.39	4037	34.2177%	Fecal		CFU/100 mL	200	283.2	86400	-	70,415.8
5439000	3/3/2005	52.6	52.6	0.2602	13.69	4227	35.8281%	Fecal		CFU/100 mL	200	283.2	86400	-	66,985.1
5439000	11/4/2008	52.6	52.6	0.2602	13.69	4227	35.8281%	Fecal		CFU/100 mL	200	283.2	86400	-	66,985.1
5439000	5/29/2010	52.6	52.6	0.2602	13.69	4227	35.8281%	Fecal		CFU/100 mL	200	283.2	86400	-	66,985.1
5439000	12/6/2016	52.6	52.6	0.2602	13.69	4227	35.8281%	Fecal		CFU/100 mL	200	283.2	86400	-	66,985.1
5439000	10/5/2008	52.5	52.5	0.2602	13.66	4231	35.8620%	Fecal		CFU/100 mL	200	283.2	86400	-	66,857.8
5439000	8/3/2017	52.5	52.5	0.2602	13.66	4231	35.8620%	Fecal		CFU/100 mL	200	283.2	86400	-	66,857.8
5439000	12/16/2018	52.5	52.5	0.2602	13.66	4231	35.8620%	Fecal		CFU/100 mL	200	283.2	86400	-	66,857.8
5439000	5/16/2021	52.5	52.5	0.2602	13.66	4231	35.8620%	Fecal		CFU/100 mL	200	283.2	86400	-	66,857.8
5439000	6/3/2003	52.4	52.4	0.2602	13.64	4235	35.8959%	Fecal		CFU/100 mL	200	283.2	86400	-	66,730.4
5439000	5/24/2006	52.4	52.4	0.2602	13.64	4235	35.8959%	Fecal		CFU/100 mL	200	283.2	86400	-	66,730.4
5439000	4/2/2011	52.4	52.4	0.2602	13.64	4235	35.8959%	Fecal		CFU/100 mL	200	283.2	86400	-	66,730.4
5439000	11/17/2011	52.4	52.4	0.2602	13.64	4235	35.8959%	Fecal		CFU/100 mL	200	283.2	86400	-	66,730.4
5439000	3/25/2015	52.4	52.4	0.2602	13.64	4235	35.8959%	Fecal		CFU/100 mL	200	283.2	86400	-	66,730.4
5439000	8/29/2015	52.4	52.4	0.2602	13.64	4235	35.8959%	Fecal		CFU/100 mL	200	283.2	86400	-	66,730.4
5439000	5/11/2007	52.3	52.3	0.2602	13.61	4243	35.9637%	Fecal		CFU/100 mL	200	283.2	86400	-	66,603.1
5439000	7/29/2007	52.3	52.3	0.2602	13.61	4243	35.9637%	Fecal		CFU/100 mL	200	283.2	86400	-	66,603.1
5439000	10/13/2008	52.3	52.3	0.2602	13.61	4243	35.9637%	Fecal		CFU/100 mL	200	283.2	86400	-	66,603.1
5439000	2/1/2016	52.3	52.3	0.2602	13.61	4243	35.9637%	Fecal		CFU/100 mL	200	283.2	86400	-	66,603.1
5439000	4/29/2016	52.3	52.3	0.2602	13.61	4243	35.9637%	Fecal		CFU/100 mL	200	283.2	86400	-	66,603.1
5439000	3/13/2017	52.3	52.3	0.2602	13.61	4243	35.9637%	Fecal		CFU/100 mL	200	283.2	86400	-	66,603.1
5439000	2/20/2019	52.3	52.3	0.2602	13.61	4243	35.9637%	Fecal		CFU/100 mL	200	283.2	86400	-	66,603.1
5439000	6/12/2020	52.3	52.3	0.2602	13.61	4243	35.9637%	Fecal		CFU/100 mL	200	283.2	86400	-	66,603.1
5439000	6/28/2020	52.3	52.3	0.2602	13.61	4243	35.9637%	Fecal		CFU/100 mL	200	283.2	86400	-	66,603.1
5439000	2/18/2020	52.2	52.2	0.2602	13.58	4252	36.0400%	Fecal		CFU/100 mL	200	283.2	86400	-	66,475.7

Gage ID	Date	Discharge (CFS)	Gage Discharge (less Surrogate NPDES) (CFS)	Watershed Area Ratio	Calculated flow (CFS)	Rank	Flow Exceedance %	Parameter	Results	Units (mg or micro_gram	Limit/Standard	100mL/CF	sec/day	Actual Load (million colonies/day)	Allowable Load (million colonies/day)
5439000	7/19/2020	52.2	52.2	0.2602	13.58	4252	36.0400%	Fecal		CFU/100 mL	200	283.2	86400	-	66,475.7
5439000	4/17/2012	52.1	52.1	0.2602	13.56	4254	36.0570%	Fecal		CFU/100 mL	200	283.2	86400	-	66,348.4
5439000	3/22/2015	52.1	52.1	0.2602	13.56	4254	36.0570%	Fecal		CFU/100 mL	200	283.2	86400	-	66,348.4
5439000	11/30/2018	52.1	52.1	0.2602	13.56	4254	36.0570%	Fecal		CFU/100 mL	200	283.2	86400	-	66,348.4
5439000	7/19/2021	52.1	52.1	0.2602	13.56	4254	36.0570%	Fecal		CFU/100 mL	200	283.2	86400	-	66,348.4
5439000	4/26/1990	52	52	0.2602	13.53	4258	36.0909%	Fecal		CFU/100 mL	200	283.2	86400	-	66,221.0
5439000	6/6/1990	52	52	0.2602	13.53	4258	36.0909%	Fecal		CFU/100 mL	200	283.2	86400	-	66,221.0
5439000	7/6/1990	52	52	0.2602	13.53	4258	36.0909%	Fecal		CFU/100 mL	200	283.2	86400	-	66,221.0
5439000	11/11/1990	52	52	0.2602	13.53	4258	36.0909%	Fecal		CFU/100 mL	200	283.2	86400	-	66,221.0
5439000	12/28/1990	52	52	0.2602	13.53	4258	36.0909%	Fecal		CFU/100 mL	200	283.2	86400	-	66,221.0
5439000	2/18/1991	52	52	0.2602	13.53	4258	36.0909%	Fecal		CFU/100 mL	200	283.2	86400	-	66,221.0
5439000	5/13/1991	52	52	0.2602	13.53	4258	36.0909%	Fecal		CFU/100 mL	200	283.2	86400	-	66,221.0
5439000	5/14/1991	52	52	0.2602	13.53	4258	36.0909%	Fecal		CFU/100 mL	200	283.2	86400	-	66,221.0
5439000	6/16/1991	52	52	0.2602	13.53	4258	36.0909%	Fecal		CFU/100 mL	200	283.2	86400	-	66,221.0
5439000	3/22/1992	52	52	0.2602	13.53	4258	36.0909%	Fecal		CFU/100 mL	200	283.2	86400	-	66,221.0
5439000	2/9/1993	52	52	0.2602	13.53	4258	36.0909%	Fecal		CFU/100 mL	200	283.2	86400	-	66,221.0
5439000	7/10/1993	52	52	0.2602	13.53	4258	36.0909%	Fecal		CFU/100 mL	200	283.2	86400	-	66,221.0
5439000	9/23/1993	52	52	0.2602	13.53	4258	36.0909%	Fecal		CFU/100 mL	200	283.2	86400	-	66,221.0
5439000	12/30/1993	52	52	0.2602	13.53	4258	36.0909%	Fecal		CFU/100 mL	200	283.2	86400	-	66,221.0
5439000	12/21/1994	52	52	0.2602	13.53	4258	36.0909%	Fecal		CFU/100 mL	200	283.2	86400	-	66,221.0
5439000	12/22/1994	52	52	0.2602	13.53	4258	36.0909%	Fecal		CFU/100 mL	200	283.2	86400	-	66,221.0
5439000	6/21/1995	52	52	0.2602	13.53	4258	36.0909%	Fecal		CFU/100 mL	200	283.2	86400	-	66,221.0
5439000	7/4/1996	52	52	0.2602	13.53	4258	36.0909%	Fecal		CFU/100 mL	200	283.2	86400	-	66,221.0
5439000	8/20/1996	52	52	0.2602	13.53	4258	36.0909%	Fecal		CFU/100 mL	200	283.2	86400	-	66,221.0
5439000	3/22/1997	52	52	0.2602	13.53	4258	36.0909%	Fecal		CFU/100 mL	200	283.2	86400	-	66,221.0
5439000	2/7/1998	52	52	0.2602	13.53	4258	36.0909%	Fecal		CFU/100 mL	200	283.2	86400	-	66,221.0
5439000	6/1/1998	52	52	0.2602	13.53	4258	36.0909%	Fecal		CFU/100 mL	200	283.2	86400	-	66,221.0
5439000	10/28/1998	52	52	0.2602	13.53	4258	36.0909%	Fecal		CFU/100 mL	200	283.2	86400	-	66,221.0
5439000	12/15/1998	52	52	0.2602	13.53	4258	36.0909%	Fecal		CFU/100 mL	200	283.2	86400	-	66,221.0
5439000	3/5/2000	52	52	0.2602	13.53	4258	36.0909%	Fecal		CFU/100 mL	200	283.2	86400	-	66,221.0
5439000	5/1/2000	52	52	0.2602	13.53	4258	36.0909%	Fecal		CFU/100 mL	200	283.2	86400	-	66,221.0
5439000	6/21/2001	52	52	0.2602	13.53	4258	36.0909%	Fecal		CFU/100 mL	200	283.2	86400	-	66,221.0
5439000	12/12/2007	52	52	0.2602	13.53	4258	36.0909%	Fecal		CFU/100 mL	200	283.2	86400	-	66,221.0
5439000	7/23/2015	52	52	0.2602	13.53	4258	36.0909%	Fecal		CFU/100 mL	200	283.2	86400	-	66,221.0
5439000	3/4/2002	51.9	51.9	0.2602	13.51	4287	36.3367%	Fecal		CFU/100 mL	200	283.2	86400	-	66,093.7
5439000	12/4/2009	51.9	51.9	0.2602	13.51	4287	36.3367%	Fecal		CFU/100 mL	200	283.2	86400	-	66,093.7
5439000	7/28/2010	51.9	51.9	0.2602	13.51	4287	36.3367%	Fecal		CFU/100 mL	200	283.2	86400	-	66,093.7
5439000	12/11/2011	51.8	51.8	0.2602	13.48	4290	36.3621%	Fecal		CFU/100 mL	200	283.2	86400	-	65,966.3
5439000	2/19/2020	51.8	51.8	0.2602	13.48	4290	36.3621%	Fecal		CFU/100 mL	200	283.2	86400	-	65,966.3
5439000	1/11/2007	51.7	51.7	0.2602	13.45	4292	36.3790%	Fecal		CFU/100 mL	200	283.2	86400	-	65,839.0
5439000	6/20/2008	51.7	51.7	0.2602	13.45	4292	36.3790%	Fecal		CFU/100 mL	200	283.2	86400	-	65,839.0
5439000	10/14/2008	51.7	51.7	0.2602	13.45	4292	36.3790%	Fecal		CFU/100 mL	200	283.2	86400	-	65,839.0
5439000	4/26/2010	51.7	51.7	0.2602	13.45	4292	36.3790%	Fecal		CFU/100 mL	200	283.2	86400	-	65,839.0
5439000	7/23/2016	51.7	51.7	0.2602	13.45	4292	36.3790%	Fecal		CFU/100 mL	200	283.2	86400	-	65,839.0
5439000	7/9/2019	51.7	51.7	0.2602	13.45	4292	36.3790%	Fecal		CFU/100 mL	200	283.2	86400	-	65,839.0
5439000	7/12/2020	51.7	51.7	0.2602	13.45	4292	36.3790%	Fecal		CFU/100 mL	200	283.2	86400	-	65,839.0
5439000	3/31/1994	51.6	51.6	0.2602	13.43	4299	36.4384%	Fecal		CFU/100 mL	200	283.2	86400	-	65,711.6
5439000	3/5/2005	51.6	51.6	0.2602	13.43	4299	36.4384%	Fecal		CFU/100 mL	200	283.2	86400	-	65,711.6
5439000	5/2/2008	51.6	51.6	0.2602	13.43	4299	36.4384%	Fecal		CFU/100 mL	200	283.2	86400	-	65,711.6
5439000	7/12/2013	51.6	51.6	0.2602	13.43	4299	36.4384%	Fecal		CFU/100 mL	200	283.2	86400	-	65,711.6
5439000	5/22/2014	51.6	51.6	0.2602	13.43	4299	36.4384%	Fecal		CFU/100 mL	200	283.2	86400	-	65,711.6
5439000	7/9/2021	51.6	51.6	0.2602	13.43	4299	36.4384%	Fecal		CFU/100 mL	200	283.2	86400	-	65,711.6
5439000	4/24/2010	51.5	51.5	0.2602	13.40	4305	36.4892%	Fecal		CFU/100 mL	200	283.2	86400	-	65,584.3
5439000	3/25/2013	51.5	51.5	0.2602	13.40	4305	36.4892%	Fecal		CFU/100 mL	200	283.2	86400	-	65,584.3
5439000	3/12/2017	51.5	51.5	0.2602	13.40	4305	36.4892%	Fecal		CFU/100 mL	200	283.2	86400	-	65,584.3
5439000	10/11/2017	51.5	51.5	0.2602	13.40	4305	36.4892%	Fecal		CFU/100 mL	200	283.2	86400	-	65,584.3
5439000	7/10/2021	51.5	51.5	0.2602	13.40	4305	36.4892%	Fecal		CFU/100 mL	200	283.2	86400	-	65,584.3
5439000	6/12/2016	51.4	51.4	0.2602	13.38	4310	36.5316%	Fecal		CFU/100 mL	200	283.2	86400	-	65,456.9
5439000	4/23/2007	51.3	51.3	0.2602	13.35	4311	36.5401%	Fecal		CFU/100 mL	200	283.2	86400	-	65,329.6
5439000	1/12/2010	51.3	51.3	0.2602	13.35	4311	36.5401%	Fecal		CFU/100 mL	200	283.2	86400	-	65,329.6
5439000	2/21/2016	51.3	51.3	0.2602	13.35	4311	36.5401%	Fecal		CFU/100 mL	200	283.2	86400	-	65,329.6
5439000	5/10/2004	51.2	51.2	0.2602	13.32	4314	36.5655%	Fecal		CFU/100 mL	200	283.2	86400	-	65,202.2
5439000	2/27/2005	51.2	51.2	0.2602	13.32	4314	36.5655%	Fecal		CFU/100 mL	200	283.2	86400	-	65,202.2
5439000	1/18/2019	51.2	51.2	0.2602	13.32	4314	36.5655%	Fecal		CFU/100 mL	200	283.2	86400	-	65,202.2
5439000	4/30/2003	51.1	51.1	0.2602	13.30	4317	36.5909%	Fecal		CFU/100 mL	200	283.2	86400	-	65,074.9
5439000	3/21/2012	51.1	51.1	0.2602	13.30	4317	36.5909%	Fecal		CFU/100 mL	200	283.2	86400	-	65,074.9
5439000	4/22/2016	51.1	51.1	0.2602	13.30	4317	36.5909%	Fecal		CFU/100 mL	200	283.2	86400	-	65,074.9
5439000	2/19/1990	51	51	0.2602	13.27	4320	36.6164%	Fecal		CFU/100 mL	200	283.2	86400	-	64,947.5
5439000	4/27/1990	51	51	0.2602	13.27	4320	36.6164%	Fecal		CFU/100 mL	200	283.2	86400	-	64,947.5
5439000	11/19/1991	51	51	0.2602	13.27	4320	36.6164%	Fecal		CFU/100 mL	200	283.2	86400	-	64,947.5
5439000	3/31/1992	51	51	0.2602	13.27	4320	36.6164%	Fecal		CFU/100 mL	200	283.2	86400	-	64,947.5
5439000	1/18/1993	51	51	0.2602	13.27	4320	36.6164%	Fecal		CFU/100 mL	200	283.2	86400	-	64,947.5
5439000	3/2/1993	51	51	0.2602	13.27	4320	36.6164%	Fecal		CFU/100 mL	200	283.2	86400	-	64,947.5
5439000	12/9/1994	51	51	0.2602	13.27	4320	36.6164%	Fecal		CFU/100 mL	200	283.2	86400	-	64,947.5
5439000	12/10/1994	51	51	0.2602	13.27	4320	36.6164%	Fecal		CFU/100 mL	200	283.2	86400	-	64,947.5
5439000	12/17/1994	51	51	0.2602	13.27	4320	36.6164%	Fecal		CFU/100 mL	200	283.2	86400	-	64,947.5
5439000	6/29/1995	51	51	0.2602	13.27	4320	36.6164%	Fecal		CFU/100 mL	200	283.2	86400	-	64,947.5
5439000	3/24/1997	51	51	0.2602	13.27	4320	36.6164%	Fecal		CFU/100 mL	200	283.2	86400	-	64,947.5
5439000	4/7/1997	51	51	0.2602	13.27	4320	36.6164%	Fecal		CFU/100 mL	200	283.2	86400	-	64,947.5
5439000	1/16/1998	51	51	0.2602	13.27	4320	36.6164%	Fecal		CFU/100 mL	200	283.2	86400	-	64,947.5
5439000	6/26/1998	51	51	0.2602	13.27	4320	36.6164%	Fecal		CFU/100 mL	200	283.2	86400	-	64,947.5
5439000	10/29/1998	51	51	0.2602	13.27	4320	36.6164%	Fecal		CFU/100 mL	200	283.2	86400	-	64,947.5
5439000	11/17/1998	51	51	0.2602	13.27	4320	36.6164%	Fecal		CFU/100 mL	200	283.2	86400	-	64,947.5
5439000	2/24/1999	51	51	0.2602	13.27	4320	36.6164%	Fecal		CFU/100 mL	200	283.2	86400	-	64,947.5
5439000	6/29/1999	51	51	0.2602	13.27	4320	36.6164%	Fecal		CFU/100 mL	200	283.2	86400	-	64,947.5
5439000	4/30/2000	51	51	0.2602	13.27	4320	36.6164%	Fecal		CFU/100 mL	200	283.2	86400	-	64,947.5
5439000	5/19/2000	51	51	0.2602	13.27	4320	36.6164%	Fecal		CFU/100 mL	200	283.2	86400	-	64,947.5
5439000	8/1/2000	51	51	0.2602	13.27	4320	36.6164%	Fecal		CFU/100 mL	200	283.2	86400	-	64,947.5
5439000	2/8/2001	51	51	0.2602	13.27	4320	36.6164%	Fecal		CFU/100 mL	200	283.2	86400	-	64,947.5
5439000	3/23/2002	51	51	0.2602	13.27	4320	36.6164%	Fecal		CFU/100 mL	200	283.2	86400	-	64,947.5
5439000	2/12/2005	51	51	0.2602	13.27	4320	36.6164%	Fecal		CFU/100 mL	200	283.2	86400	-	64,947.5
5439000	2/26/2005	51	51	0.2602	13.27	4320	36.6164%	Fecal		CFU/100 mL	200	283.2	86400	-	64,947.5
5439000	2/22/2009	51	51	0.2602	13.27	4320	36.6164%	Fecal		CFU/100 mL	200	283.2	86400	-	64,947.5
5439000	10/23/2017	51	51	0.2602	13.27	4320	36.6164%	Fecal		CFU/100 mL	200	283.2	86400	-	64,947.5
5439000	4/2/2002	50.9	50.9	0.2602	13.25	4347	36.8452%	Fecal		CFU/100 mL	200	283.2	86400	-	64,820.2
5439000	12/8/2004	50.9	50.9	0.2602	13.25	4347	36.8452%	Fecal		CFU/100 mL	200	283.2	86400	-	64,820.2
5439000	4/19/2021	50.9	50.9	0.2602	13.25	4347	36.8452%	Fecal		CFU/100 mL	200	283.2	86400	-	64,820.2
5439000	6/14/2021	50.9	50.9	0.2602	13.25	4347	36.8452%	Fecal		CFU/100 mL	200	283.2	86400	-	64,820.2
5439000	1/16/2007	50.8	50.8	0.2602	13.22	4351	36.8791%	Fecal		CFU/100 mL	200	283.2	86400	-	64,692.8
5439000	11/15/2009	50.8	50.8	0.2602	13.22	4351	36.8791%	Fecal		CFU/100 mL	200	283.2	86400	-	64,692.8
5439000	4/3/2011	50.8	50.8	0.2602	13.22	4351	36.8791%	Fecal		CFU/100 mL	200	283.2	86400	-	64,692.8
5439000	11/4/2017	50.8	50.8	0.2602	13.22	4351	36.8791%	Fecal		CFU/100 mL	200	283.2	86400	-	64,692.8
5439000	5/11/2018	50.8	50.8	0.2602	13.22	4351	36.8791%	Fecal		CFU/100 mL	200	283.2	86400	-	64,692.8
5439000	4/24/2020	50.8	50.8	0.2602	13.22	4351	36.8791%	Fecal		CFU/100 mL	200	283.2	86400	-	64,692.8
5439000	5/1/2004	50.7	50.7	0.2602	13.19	4357	36.9300%	Fecal		CFU/100 mL	200	283.2	86400	-	64,565.5
5439000	3/6/2005	50.7	50.7	0.2602	13.19	4357	36.9300%	Fecal		CFU/100 mL	200	283.2	86400	-	64,565.5
5439000	8/9/2010	50.7	50.7	0.2602	13.19	4357	36.9300%	Fecal		CFU/100 mL	200	283.2	86400	-	64,565.5
5439000	3/8/2019	50.7	50.7	0.2602	13.19	4357	36.9300%	Fecal		CFU/100 mL	200	283.2	86400	-	64,565.5
5439000	6/13/2020	50.7	50.7	0.2602	13.19	4357	36.9300%	Fecal		CFU/100 mL	200	283.2	86400	-	64,565.5
5439000	7/13/2021	50.7	50.7	0.2602	13.19	4357	36.9300%	Fecal		CFU/100 mL	200	283.2	86400	-	64,565.5
5439000	10/12/2018	50.6	50.6	0.2602	13.17	4363	36.9808%	Fecal		CFU/100 mL	200	283.2	86400	-	64,438.2
5439000	6/26/2004	50.5	50.5	0.2602	13.14	4364	36.9893%	Fecal		CFU/100 mL	200	283.2	86400	-	64,310.8
5439000	4/10/2014	50.5	50.5	0.2602	13.14	4364	36.9893%	Fecal		CFU/100 mL	200	283.2	86400	-	64,310.8
5439000	3/25/2017	50.5	50.5	0.2602	13.14	4364	36.9893%	Fecal		CFU/100 mL	200	283.2	86400	-	64,310.8
5439000	3/3/2010	50.4	50.4	0.2602	13.12	4367	37.0147%	Fecal		CFU/100 mL	200	283.2	86400	-	64,183.5
5439000	6/3/2018	50.4	50.4	0.2602	13.12	4367	37.0147%	Fecal		CFU/100 mL	200	283.2	86400	-	64,183.5
5439000	1/19/2012	50.3	50.3	0.2602	13.09	4369	37.0317%	Fecal		CFU/100 mL	200	283.2	86400	-	64,056.1
5439000	3/23/2015	50.3	50.3	0.2602	13.09	4369	37.0317%	Fecal		CFU/100 mL	200	283.2	86400	-	64,056.1
5439000	2/29/2020	50.3	50.3	0.2602	13.09	4369	37.0317%	Fecal		CFU/100 mL	200	283.2	86400	-	64,056.1
5439000	4/7/2021	50.3	50.3	0.2602	13.09	4369	37.0317%	Fecal		CFU/100 mL	200	283.2	86400	-	64,056.1
5439000	11/5/2008	50.2	50.2	0.2602	13.06	4373	37.0656%	Fecal		CFU/100 mL	200	283.2	86400	-	63,928.8
5439000	7/20/2014	50.2	50.2	0.2602	13.06	4373	37.0656%	Fecal		CFU/100 mL	200	283.2	86400	-	63,928.8
5439000	2/9/2016	50.2	50.2	0.2602	13.06	4373	37.0656%	Fecal		CFU/100 mL	200	283.2	86400	-	63,928.8
5439000	3/26/2017	50.2	50.2	0.2602	13.06	4373	37.0656%	Fecal		CFU/100 mL	200	283.2	86400	-	63,928.8
5439000	5/12/2018	50.2	50.2	0.2602	13.06	4373	37.0656%	Fecal		CFU/100 mL	200	283.2	86400	-	63,928.8

Gage ID	Date	Discharge (CFS)	Gage Discharge (less Surrogate NPDES) (CFS)	Watershed Area Ratio	Calculated flow (CFS)	Rank	Flow Exceedance %	Parameter	Results	Units (mg or micro_gram	Limit/Standard	100mL/CF	sec/day	Actual Load (million colonies/day)	Allowable Load (million colonies/day)
5439000	3/1/2002	50.1	50.1	0.2602	13.04	4378	37.1080%	Fecal		CFU/100 mL	200	283.2	86400	-	63,801.4
5439000	3/14/2004	50.1	50.1	0.2602	13.04	4378	37.1080%	Fecal		CFU/100 mL	200	283.2	86400	-	63,801.4
5439000	10/16/2008	50.1	50.1	0.2602	13.04	4378	37.1080%	Fecal		CFU/100 mL	200	283.2	86400	-	63,801.4
5439000	3/8/2020	50.1	50.1	0.2602	13.04	4378	37.1080%	Fecal		CFU/100 mL	200	283.2	86400	-	63,801.4
5439000	6/7/1990	50	50	0.2602	13.01	4382	37.1419%	Fecal		CFU/100 mL	200	283.2	86400	-	63,674.1
5439000	12/26/1990	50	50	0.2602	13.01	4382	37.1419%	Fecal		CFU/100 mL	200	283.2	86400	-	63,674.1
5439000	2/17/1991	50	50	0.2602	13.01	4382	37.1419%	Fecal		CFU/100 mL	200	283.2	86400	-	63,674.1
5439000	5/2/1991	50	50	0.2602	13.01	4382	37.1419%	Fecal		CFU/100 mL	200	283.2	86400	-	63,674.1
5439000	12/22/1991	50	50	0.2602	13.01	4382	37.1419%	Fecal		CFU/100 mL	200	283.2	86400	-	63,674.1
5439000	1/21/1992	50	50	0.2602	13.01	4382	37.1419%	Fecal		CFU/100 mL	200	283.2	86400	-	63,674.1
5439000	5/2/1992	50	50	0.2602	13.01	4382	37.1419%	Fecal		CFU/100 mL	200	283.2	86400	-	63,674.1
5439000	12/13/1992	50	50	0.2602	13.01	4382	37.1419%	Fecal		CFU/100 mL	200	283.2	86400	-	63,674.1
5439000	3/20/1993	50	50	0.2602	13.01	4382	37.1419%	Fecal		CFU/100 mL	200	283.2	86400	-	63,674.1
5439000	8/3/1993	50	50	0.2602	13.01	4382	37.1419%	Fecal		CFU/100 mL	200	283.2	86400	-	63,674.1
5439000	9/4/1993	50	50	0.2602	13.01	4382	37.1419%	Fecal		CFU/100 mL	200	283.2	86400	-	63,674.1
5439000	10/7/1993	50	50	0.2602	13.01	4382	37.1419%	Fecal		CFU/100 mL	200	283.2	86400	-	63,674.1
5439000	10/14/1993	50	50	0.2602	13.01	4382	37.1419%	Fecal		CFU/100 mL	200	283.2	86400	-	63,674.1
5439000	11/25/1994	50	50	0.2602	13.01	4382	37.1419%	Fecal		CFU/100 mL	200	283.2	86400	-	63,674.1
5439000	12/6/1994	50	50	0.2602	13.01	4382	37.1419%	Fecal		CFU/100 mL	200	283.2	86400	-	63,674.1
5439000	1/10/1995	50	50	0.2602	13.01	4382	37.1419%	Fecal		CFU/100 mL	200	283.2	86400	-	63,674.1
5439000	1/11/1995	50	50	0.2602	13.01	4382	37.1419%	Fecal		CFU/100 mL	200	283.2	86400	-	63,674.1
5439000	2/1/1995	50	50	0.2602	13.01	4382	37.1419%	Fecal		CFU/100 mL	200	283.2	86400	-	63,674.1
5439000	2/6/1995	50	50	0.2602	13.01	4382	37.1419%	Fecal		CFU/100 mL	200	283.2	86400	-	63,674.1
5439000	11/23/1995	50	50	0.2602	13.01	4382	37.1419%	Fecal		CFU/100 mL	200	283.2	86400	-	63,674.1
5439000	1/4/1997	50	50	0.2602	13.01	4382	37.1419%	Fecal		CFU/100 mL	200	283.2	86400	-	63,674.1
5439000	1/7/1997	50	50	0.2602	13.01	4382	37.1419%	Fecal		CFU/100 mL	200	283.2	86400	-	63,674.1
5439000	3/23/1997	50	50	0.2602	13.01	4382	37.1419%	Fecal		CFU/100 mL	200	283.2	86400	-	63,674.1
5439000	4/1/1997	50	50	0.2602	13.01	4382	37.1419%	Fecal		CFU/100 mL	200	283.2	86400	-	63,674.1
5439000	5/31/1997	50	50	0.2602	13.01	4382	37.1419%	Fecal		CFU/100 mL	200	283.2	86400	-	63,674.1
5439000	12/16/1998	50	50	0.2602	13.01	4382	37.1419%	Fecal		CFU/100 mL	200	283.2	86400	-	63,674.1
5439000	2/25/1999	50	50	0.2602	13.01	4382	37.1419%	Fecal		CFU/100 mL	200	283.2	86400	-	63,674.1
5439000	3/8/1999	50	50	0.2602	13.01	4382	37.1419%	Fecal		CFU/100 mL	200	283.2	86400	-	63,674.1
5439000	4/27/2001	50	50	0.2602	13.01	4382	37.1419%	Fecal		CFU/100 mL	200	283.2	86400	-	63,674.1
5439000	1/18/2007	50	50	0.2602	13.01	4382	37.1419%	Fecal		CFU/100 mL	200	283.2	86400	-	63,674.1
5439000	1/20/2008	50	50	0.2602	13.01	4382	37.1419%	Fecal		CFU/100 mL	200	283.2	86400	-	63,674.1
5439000	1/19/2009	50	50	0.2602	13.01	4382	37.1419%	Fecal		CFU/100 mL	200	283.2	86400	-	63,674.1
5439000	1/20/2012	50	50	0.2602	13.01	4382	37.1419%	Fecal		CFU/100 mL	200	283.2	86400	-	63,674.1
5439000	2/11/2012	50	50	0.2602	13.01	4382	37.1419%	Fecal		CFU/100 mL	200	283.2	86400	-	63,674.1
5439000	2/12/2012	50	50	0.2602	13.01	4382	37.1419%	Fecal		CFU/100 mL	200	283.2	86400	-	63,674.1
5439000	5/18/2012	50	50	0.2602	13.01	4382	37.1419%	Fecal		CFU/100 mL	200	283.2	86400	-	63,674.1
5439000	6/7/2013	50	50	0.2602	13.01	4382	37.1419%	Fecal		CFU/100 mL	200	283.2	86400	-	63,674.1
5439000	8/30/2013	50	50	0.2602	13.01	4382	37.1419%	Fecal		CFU/100 mL	200	283.2	86400	-	63,674.1
5439000	6/17/2014	50	50	0.2602	13.01	4382	37.1419%	Fecal		CFU/100 mL	200	283.2	86400	-	63,674.1
5439000	11/5/2016	50	50	0.2602	13.01	4382	37.1419%	Fecal		CFU/100 mL	200	283.2	86400	-	63,674.1
5439000	3/14/2017	50	50	0.2602	13.01	4382	37.1419%	Fecal		CFU/100 mL	200	283.2	86400	-	63,674.1
5439000	3/23/2012	49.9	49.9	0.2602	12.99	4423	37.4894%	Fecal		CFU/100 mL	200	283.2	86400	-	63,546.7
5439000	3/24/2012	49.9	49.9	0.2602	12.99	4423	37.4894%	Fecal		CFU/100 mL	200	283.2	86400	-	63,546.7
5439000	10/14/2017	49.9	49.9	0.2602	12.99	4423	37.4894%	Fecal		CFU/100 mL	200	283.2	86400	-	63,546.7
5439000	11/1/2017	49.9	49.9	0.2602	12.99	4423	37.4894%	Fecal		CFU/100 mL	200	283.2	86400	-	63,546.7
5439000	12/13/2020	49.9	49.9	0.2602	12.99	4423	37.4894%	Fecal		CFU/100 mL	200	283.2	86400	-	63,546.7
5439000	5/30/2021	49.9	49.9	0.2602	12.99	4423	37.4894%	Fecal		CFU/100 mL	200	283.2	86400	-	63,546.7
5439000	3/2/2022	93.4	93.4	0.1459	13.63	4241	35.9468%	Fecal		CFU/100 mL	200	283.2	86400	-	66,702.2
5439000	4/16/2022	93.4	93.4	0.1459	13.63	4241	35.9468%	Fecal		CFU/100 mL	200	283.2	86400	-	66,702.2
5439000	1/11/2013	49.8	49.8	0.2602	12.96	4429	37.5403%	Fecal		CFU/100 mL	200	283.2	86400	-	63,419.4
5439000	9/11/2014	49.8	49.8	0.2602	12.96	4429	37.5403%	Fecal		CFU/100 mL	200	283.2	86400	-	63,419.4
5439000	9/14/2007	49.7	49.7	0.2602	12.93	4431	37.5572%	Fecal		CFU/100 mL	200	283.2	86400	-	63,292.0
5439000	3/22/2012	49.7	49.7	0.2602	12.93	4431	37.5572%	Fecal		CFU/100 mL	200	283.2	86400	-	63,292.0
5439000	12/15/2019	49.7	49.7	0.2602	12.93	4431	37.5572%	Fecal		CFU/100 mL	200	283.2	86400	-	63,292.0
5439000	6/26/2020	49.7	49.7	0.2602	12.93	4431	37.5572%	Fecal		CFU/100 mL	200	283.2	86400	-	63,292.0
5439000	1/12/2007	49.6	49.6	0.2602	12.91	4436	37.5996%	Fecal		CFU/100 mL	200	283.2	86400	-	63,164.7
5439000	6/14/2016	49.6	49.6	0.2602	12.91	4436	37.5996%	Fecal		CFU/100 mL	200	283.2	86400	-	63,164.7
5439000	3/17/2018	49.6	49.6	0.2602	12.91	4436	37.5996%	Fecal		CFU/100 mL	200	283.2	86400	-	63,164.7
5439000	11/25/2001	49.5	49.5	0.2602	12.88	4439	37.6250%	Fecal		CFU/100 mL	200	283.2	86400	-	63,037.3
5439000	2/6/2009	49.5	49.5	0.2602	12.88	4439	37.6250%	Fecal		CFU/100 mL	200	283.2	86400	-	63,037.3
5439000	11/2/2017	49.5	49.5	0.2602	12.88	4439	37.6250%	Fecal		CFU/100 mL	200	283.2	86400	-	63,037.3
5439000	2/21/2019	49.5	49.5	0.2602	12.88	4439	37.6250%	Fecal		CFU/100 mL	200	283.2	86400	-	63,037.3
5439000	5/17/2021	49.5	49.5	0.2602	12.88	4439	37.6250%	Fecal		CFU/100 mL	200	283.2	86400	-	63,037.3
5439000	6/24/2002	49.4	49.4	0.2602	12.86	4445	37.6759%	Fecal		CFU/100 mL	200	283.2	86400	-	62,910.0
5439000	5/30/2007	49.4	49.4	0.2602	12.86	4445	37.6759%	Fecal		CFU/100 mL	200	283.2	86400	-	62,910.0
5439000	12/12/2011	49.4	49.4	0.2602	12.86	4445	37.6759%	Fecal		CFU/100 mL	200	283.2	86400	-	62,910.0
5439000	3/7/2020	49.4	49.4	0.2602	12.86	4445	37.6759%	Fecal		CFU/100 mL	200	283.2	86400	-	62,910.0
5439000	4/1/1994	49.3	49.3	0.2602	12.83	4449	37.7098%	Fecal		CFU/100 mL	200	283.2	86400	-	62,782.6
5439000	4/20/2006	49.3	49.3	0.2602	12.83	4449	37.7098%	Fecal		CFU/100 mL	200	283.2	86400	-	62,782.6
5439000	2/11/2017	49.3	49.3	0.2602	12.83	4449	37.7098%	Fecal		CFU/100 mL	200	283.2	86400	-	62,782.6
5439000	6/10/2017	49.3	49.3	0.2602	12.83	4449	37.7098%	Fecal		CFU/100 mL	200	283.2	86400	-	62,782.6
5439000	1/27/2020	49.3	49.3	0.2602	12.83	4449	37.7098%	Fecal		CFU/100 mL	200	283.2	86400	-	62,782.6
5439000	5/21/2006	49.2	49.2	0.2602	12.80	4454	37.7522%	Fecal		CFU/100 mL	200	283.2	86400	-	62,655.3
5439000	12/17/2009	49.2	49.2	0.2602	12.80	4454	37.7522%	Fecal		CFU/100 mL	200	283.2	86400	-	62,655.3
5439000	4/22/2010	49.2	49.2	0.2602	12.80	4454	37.7522%	Fecal		CFU/100 mL	200	283.2	86400	-	62,655.3
5439000	11/6/2013	49.2	49.2	0.2602	12.80	4454	37.7522%	Fecal		CFU/100 mL	200	283.2	86400	-	62,655.3
5439000	2/24/2017	49.2	49.2	0.2602	12.80	4454	37.7522%	Fecal		CFU/100 mL	200	283.2	86400	-	62,655.3
5439000	6/12/2010	49.1	49.1	0.2602	12.78	4459	37.7945%	Fecal		CFU/100 mL	200	283.2	86400	-	62,527.9
5439000	4/20/2014	49.1	49.1	0.2602	12.78	4459	37.7945%	Fecal		CFU/100 mL	200	283.2	86400	-	62,527.9
5439000	10/3/2014	49.1	49.1	0.2602	12.78	4459	37.7945%	Fecal		CFU/100 mL	200	283.2	86400	-	62,527.9
5439000	6/29/2016	49.1	49.1	0.2602	12.78	4459	37.7945%	Fecal		CFU/100 mL	200	283.2	86400	-	62,527.9
5439000	11/25/2020	49.1	49.1	0.2602	12.78	4459	37.7945%	Fecal		CFU/100 mL	200	283.2	86400	-	62,527.9
5439000	4/6/1990	49	49	0.2602	12.75	4464	37.8369%	Fecal		CFU/100 mL	200	283.2	86400	-	62,400.6
5439000	7/19/1990	49	49	0.2602	12.75	4464	37.8369%	Fecal		CFU/100 mL	200	283.2	86400	-	62,400.6
5439000	1/26/1992	49	49	0.2602	12.75	4464	37.8369%	Fecal		CFU/100 mL	200	283.2	86400	-	62,400.6
5439000	4/3/1992	49	49	0.2602	12.75	4464	37.8369%	Fecal		CFU/100 mL	200	283.2	86400	-	62,400.6
5439000	7/17/1992	49	49	0.2602	12.75	4464	37.8369%	Fecal		CFU/100 mL	200	283.2	86400	-	62,400.6
5439000	9/12/1992	49	49	0.2602	12.75	4464	37.8369%	Fecal		CFU/100 mL	200	283.2	86400	-	62,400.6
5439000	6/6/1993	49	49	0.2602	12.75	4464	37.8369%	Fecal		CFU/100 mL	200	283.2	86400	-	62,400.6
5439000	8/16/1993	49	49	0.2602	12.75	4464	37.8369%	Fecal		CFU/100 mL	200	283.2	86400	-	62,400.6
5439000	10/31/1994	49	49	0.2602	12.75	4464	37.8369%	Fecal		CFU/100 mL	200	283.2	86400	-	62,400.6
5439000	12/11/1994	49	49	0.2602	12.75	4464	37.8369%	Fecal		CFU/100 mL	200	283.2	86400	-	62,400.6
5439000	2/23/1995	49	49	0.2602	12.75	4464	37.8369%	Fecal		CFU/100 mL	200	283.2	86400	-	62,400.6
5439000	4/22/1997	49	49	0.2602	12.75	4464	37.8369%	Fecal		CFU/100 mL	200	283.2	86400	-	62,400.6
5439000	2/3/1998	49	49	0.2602	12.75	4464	37.8369%	Fecal		CFU/100 mL	200	283.2	86400	-	62,400.6
5439000	2/6/1998	49	49	0.2602	12.75	4464	37.8369%	Fecal		CFU/100 mL	200	283.2	86400	-	62,400.6
5439000	3/6/1999	49	49	0.2602	12.75	4464	37.8369%	Fecal		CFU/100 mL	200	283.2	86400	-	62,400.6
5439000	3/29/1999	49	49	0.2602	12.75	4464	37.8369%	Fecal		CFU/100 mL	200	283.2	86400	-	62,400.6
5439000	4/15/1999	49	49	0.2602	12.75	4464	37.8369%	Fecal		CFU/100 mL	200	283.2	86400	-	62,400.6
5439000	7/1/1999	49	49	0.2602	12.75	4464	37.8369%	Fecal		CFU/100 mL	200	283.2	86400	-	62,400.6
5439000	6/17/2001	49	49	0.2602	12.75	4464	37.8369%	Fecal		CFU/100 mL	200	283.2	86400	-	62,400.6
5439000	6/18/2001	49	49	0.2602	12.75	4464	37.8369%	Fecal		CFU/100 mL	200	283.2	86400	-	62,400.6
5439000	3/24/2002	49	49	0.2602	12.75	4464	37.8369%	Fecal		CFU/100 mL	200	283.2	86400	-	62,400.6
5439000	12/30/2007	49	49	0.2602	12.75	4464	37.8369%	Fecal		CFU/100 mL	200	283.2	86400	-	62,400.6
5439000	7/2/2009	49	49	0.2602	12.75	4464	37.8369%	Fecal		CFU/100 mL	200	283.2	86400	-	62,400.6
5439000	1/28/2012	49	49	0.2602	12.75	4464	37.8369%	Fecal		CFU/100 mL	200	283.2	86400	-	62,400.6
5439000	3/28/2015	49	49	0.2602	12.75	4464	37.8369%	Fecal		CFU/100 mL	200	283.2	86400	-	62,400.6
5439000	7/9/2018	49	49	0.2602	12.75	4464	37.8369%	Fecal		CFU/100 mL	200	283.2	86400	-	62,400.6
5439000	5/22/2008	48.9	48.9	0.2602	12.73	4490	38.0573%	Fecal		CFU/100 mL	200	283.2	86400	-	62,273.2
5439000	4/3/2015	48.9	48.9	0.2602	12.73	4490	38.0573%	Fecal		CFU/100 mL	200	283.2	86400	-	62,273.2
5439000	6/11/2017	48.9	48.9	0.2602	12.73	4490	38.0573%	Fecal		CFU/100 mL	200	283.2	86400	-	62,273.2
5439000	7/9/2016	48.8	48.8	0.2602	12.70	4493	38.0827%	Fecal		CFU/100 mL	200	283.2	86400	-	62,145.9
5439000	11/28/2017	48.8	48.8	0.2602	12.70	4493	38.0827%	Fecal		CFU/100 mL	200	283.2	86400	-	62,145.9
5439000	8/26/2009	48.7	48.7	0.2602	12.67	4495	38.0997%	Fecal		CFU/100 mL	200	283.2	86400	-	62,018.5
5439000	8/24/2011	48.7	48.7	0.2602	12.67	4495	38.0997%	Fecal		CFU/100 mL	200	283.2	86400	-	62,018.5
5439000	3/28/2013	48.7	48.7	0.2602	12.67	4495	38.0997%	Fecal		CFU/100 mL	200	283.2	86400	-	62,018.5
5439000	8/31/2013	48.7	48.7	0.2602	12.67	4495	38.0997%	Fecal		CFU/100 mL	200	283.2	86400	-	62,018.5
5439000	4/29/2014	48.7	48.7	0.2602	12.67	4495	38.0997%	Fecal		CFU/100 mL	200	283.2	86400	-	62,018.5
5439000	6/13/2016	48.7	48.7	0.2602	12.67	4495	38.0997%	Fecal		CFU/100 mL	200	283.2	86400	-	62,018.5
5439000	12/7/2016	48.7	48.7	0.2602	12.67	4495	38.0997%	Fecal		CFU/100 mL	200	283.2	86400	-	62,018.5
5439000	5/19/2021	48.7	48.7	0.2602	12.67	4495	38.0997%	Fecal		CFU/100 mL	200	283.2	86400	-	62,018.5

Gage ID	Date	Discharge (CFS)	Gage Discharge (less Surrogate NPDES) (CFS)	Watershed Area Ratio	Calculated flow (CFS)	Rank	Flow Exceedance %	Parameter	Results	Units (mg or micro_gram	Limit/Standard	100mL/CF	sec/day	Actual Load (million colonies/day)	Allowable Load (million colonies/day)
5439000	2/27/2004	48.6	48.6	0.2602	12.65	4503	38.1675%	Fecal		CFU/100 mL	200	283.2	86400	-	61,891.2
5439000	2/25/2009	48.6	48.6	0.2602	12.65	4503	38.1675%	Fecal		CFU/100 mL	200	283.2	86400	-	61,891.2
5439000	1/27/2012	48.6	48.6	0.2602	12.65	4503	38.1675%	Fecal		CFU/100 mL	200	283.2	86400	-	61,891.2
5439000	6/12/2017	48.6	48.6	0.2602	12.65	4503	38.1675%	Fecal		CFU/100 mL	200	283.2	86400	-	61,891.2
5439000	4/30/2008	48.5	48.5	0.2602	12.62	4507	38.2014%	Fecal		CFU/100 mL	200	283.2	86400	-	61,763.8
5439000	7/10/2017	48.5	48.5	0.2602	12.62	4507	38.2014%	Fecal		CFU/100 mL	200	283.2	86400	-	61,763.8
5439000	1/19/2018	48.5	48.5	0.2602	12.62	4507	38.2014%	Fecal		CFU/100 mL	200	283.2	86400	-	61,763.8
5439000	7/25/2019	48.5	48.5	0.2602	12.62	4507	38.2014%	Fecal		CFU/100 mL	200	283.2	86400	-	61,763.8
5439000	6/14/2020	48.5	48.5	0.2602	12.62	4507	38.2014%	Fecal		CFU/100 mL	200	283.2	86400	-	61,763.8
5439000	9/28/2011	48.4	48.4	0.2602	12.60	4512	38.2438%	Fecal		CFU/100 mL	200	283.2	86400	-	61,636.5
5439000	1/31/2016	48.4	48.4	0.2602	12.60	4512	38.2438%	Fecal		CFU/100 mL	200	283.2	86400	-	61,636.5
5439000	6/21/2017	48.4	48.4	0.2602	12.60	4512	38.2438%	Fecal		CFU/100 mL	200	283.2	86400	-	61,636.5
5439000	5/1/2008	48.3	48.3	0.2602	12.57	4515	38.2692%	Fecal		CFU/100 mL	200	283.2	86400	-	61,509.1
5439000	11/30/2011	48.3	48.3	0.2602	12.57	4515	38.2692%	Fecal		CFU/100 mL	200	283.2	86400	-	61,509.1
5439000	11/26/2017	48.3	48.3	0.2602	12.57	4515	38.2692%	Fecal		CFU/100 mL	200	283.2	86400	-	61,509.1
5439000	11/27/2018	48.3	48.3	0.2602	12.57	4515	38.2692%	Fecal		CFU/100 mL	200	283.2	86400	-	61,509.1
5439000	7/10/2019	48.3	48.3	0.2602	12.57	4515	38.2692%	Fecal		CFU/100 mL	200	283.2	86400	-	61,509.1
5439000	4/9/2004	48.2	48.2	0.2602	12.54	4520	38.3116%	Fecal		CFU/100 mL	200	283.2	86400	-	61,381.8
5439000	1/10/2007	48.2	48.2	0.2602	12.54	4520	38.3116%	Fecal		CFU/100 mL	200	283.2	86400	-	61,381.8
5439000	10/6/2008	48.2	48.2	0.2602	12.54	4520	38.3116%	Fecal		CFU/100 mL	200	283.2	86400	-	61,381.8
5439000	6/2/2010	48.2	48.2	0.2602	12.54	4520	38.3116%	Fecal		CFU/100 mL	200	283.2	86400	-	61,381.8
5439000	12/17/2018	48.2	48.2	0.2602	12.54	4520	38.3116%	Fecal		CFU/100 mL	200	283.2	86400	-	61,381.8
5439000	6/29/2011	48.1	48.1	0.2602	12.52	4525	38.3540%	Fecal		CFU/100 mL	200	283.2	86400	-	61,254.4
5439000	6/13/2017	48.1	48.1	0.2602	12.52	4525	38.3540%	Fecal		CFU/100 mL	200	283.2	86400	-	61,254.4
5439000	11/8/2017	48.1	48.1	0.2602	12.52	4525	38.3540%	Fecal		CFU/100 mL	200	283.2	86400	-	61,254.4
5439000	3/27/2018	48.1	48.1	0.2602	12.52	4525	38.3540%	Fecal		CFU/100 mL	200	283.2	86400	-	61,254.4
5439000	1/28/1990	48	48	0.2602	12.49	4530	38.3963%	Fecal		CFU/100 mL	200	283.2	86400	-	61,127.1
5439000	4/9/1990	48	48	0.2602	12.49	4530	38.3963%	Fecal		CFU/100 mL	200	283.2	86400	-	61,127.1
5439000	7/24/1990	48	48	0.2602	12.49	4530	38.3963%	Fecal		CFU/100 mL	200	283.2	86400	-	61,127.1
5439000	2/16/1991	48	48	0.2602	12.49	4530	38.3963%	Fecal		CFU/100 mL	200	283.2	86400	-	61,127.1
5439000	5/15/1991	48	48	0.2602	12.49	4530	38.3963%	Fecal		CFU/100 mL	200	283.2	86400	-	61,127.1
5439000	11/18/1991	48	48	0.2602	12.49	4530	38.3963%	Fecal		CFU/100 mL	200	283.2	86400	-	61,127.1
5439000	1/25/1992	48	48	0.2602	12.49	4530	38.3963%	Fecal		CFU/100 mL	200	283.2	86400	-	61,127.1
5439000	1/27/1992	48	48	0.2602	12.49	4530	38.3963%	Fecal		CFU/100 mL	200	283.2	86400	-	61,127.1
5439000	5/4/1992	48	48	0.2602	12.49	4530	38.3963%	Fecal		CFU/100 mL	200	283.2	86400	-	61,127.1
5439000	12/14/1992	48	48	0.2602	12.49	4530	38.3963%	Fecal		CFU/100 mL	200	283.2	86400	-	61,127.1
5439000	12/8/1994	48	48	0.2602	12.49	4530	38.3963%	Fecal		CFU/100 mL	200	283.2	86400	-	61,127.1
5439000	6/22/1995	48	48	0.2602	12.49	4530	38.3963%	Fecal		CFU/100 mL	200	283.2	86400	-	61,127.1
5439000	8/22/1996	48	48	0.2602	12.49	4530	38.3963%	Fecal		CFU/100 mL	200	283.2	86400	-	61,127.1
5439000	7/17/2000	48	48	0.2602	12.49	4530	38.3963%	Fecal		CFU/100 mL	200	283.2	86400	-	61,127.1
5439000	11/13/2000	48	48	0.2602	12.49	4530	38.3963%	Fecal		CFU/100 mL	200	283.2	86400	-	61,127.1
5439000	3/28/2005	48	48	0.2602	12.49	4530	38.3963%	Fecal		CFU/100 mL	200	283.2	86400	-	61,127.1
5439000	7/4/2009	48	48	0.2602	12.49	4530	38.3963%	Fecal		CFU/100 mL	200	283.2	86400	-	61,127.1
5439000	7/11/2009	48	48	0.2602	12.49	4530	38.3963%	Fecal		CFU/100 mL	200	283.2	86400	-	61,127.1
5439000	7/4/2010	48	48	0.2602	12.49	4530	38.3963%	Fecal		CFU/100 mL	200	283.2	86400	-	61,127.1
5439000	11/27/2017	48	48	0.2602	12.49	4530	38.3963%	Fecal		CFU/100 mL	200	283.2	86400	-	61,127.1
5439000	4/28/2014	47.9	47.9	0.2602	12.46	4550	38.5659%	Fecal		CFU/100 mL	200	283.2	86400	-	60,999.8
5439000	5/18/2021	47.9	47.9	0.2602	12.46	4550	38.5659%	Fecal		CFU/100 mL	200	283.2	86400	-	60,999.8
5439000	5/30/2010	47.8	47.8	0.2602	12.44	4552	38.5828%	Fecal		CFU/100 mL	200	283.2	86400	-	60,872.4
5439000	4/13/2014	47.8	47.8	0.2602	12.44	4552	38.5828%	Fecal		CFU/100 mL	200	283.2	86400	-	60,872.4
5439000	2/19/2016	47.8	47.8	0.2602	12.44	4552	38.5828%	Fecal		CFU/100 mL	200	283.2	86400	-	60,872.4
5439000	4/24/2016	47.8	47.8	0.2602	12.44	4552	38.5828%	Fecal		CFU/100 mL	200	283.2	86400	-	60,872.4
5439000	1/7/2012	47.7	47.7	0.2602	12.41	4556	38.6167%	Fecal		CFU/100 mL	200	283.2	86400	-	60,745.1
5439000	8/4/2017	47.7	47.7	0.2602	12.41	4556	38.6167%	Fecal		CFU/100 mL	200	283.2	86400	-	60,745.1
5439000	3/28/2012	47.6	47.6	0.2602	12.39	4558	38.6337%	Fecal		CFU/100 mL	200	283.2	86400	-	60,617.7
5439000	4/21/2014	47.6	47.6	0.2602	12.39	4558	38.6337%	Fecal		CFU/100 mL	200	283.2	86400	-	60,617.7
5439000	3/24/2015	47.6	47.6	0.2602	12.39	4558	38.6337%	Fecal		CFU/100 mL	200	283.2	86400	-	60,617.7
5439000	7/24/2015	47.6	47.6	0.2602	12.39	4558	38.6337%	Fecal		CFU/100 mL	200	283.2	86400	-	60,617.7
5439000	5/6/2006	47.5	47.5	0.2602	12.36	4562	38.6676%	Fecal		CFU/100 mL	200	283.2	86400	-	60,490.4
5439000	11/18/2011	47.5	47.5	0.2602	12.36	4562	38.6676%	Fecal		CFU/100 mL	200	283.2	86400	-	60,490.4
5439000	7/13/2013	47.5	47.5	0.2602	12.36	4562	38.6676%	Fecal		CFU/100 mL	200	283.2	86400	-	60,490.4
5439000	3/17/2017	47.5	47.5	0.2602	12.36	4562	38.6676%	Fecal		CFU/100 mL	200	283.2	86400	-	60,490.4
5439000	3/6/2002	47.4	47.4	0.2602	12.33	4566	38.7015%	Fecal		CFU/100 mL	200	283.2	86400	-	60,363.0
5439000	3/25/2002	47.4	47.4	0.2602	12.33	4566	38.7015%	Fecal		CFU/100 mL	200	283.2	86400	-	60,363.0
5439000	4/22/2015	47.4	47.4	0.2602	12.33	4566	38.7015%	Fecal		CFU/100 mL	200	283.2	86400	-	60,363.0
5439000	1/25/2016	47.4	47.4	0.2602	12.33	4566	38.7015%	Fecal		CFU/100 mL	200	283.2	86400	-	60,363.0
5439000	2/26/2022	88.6	88.6	0.1459	12.93	4435	37.5911%	Fecal		CFU/100 mL	200	283.2	86400	-	63,274.2
5439000	12/7/2004	47.3	47.3	0.2602	12.31	4570	38.7354%	Fecal		CFU/100 mL	200	283.2	86400	-	60,235.7
5439000	1/13/2010	47.3	47.3	0.2602	12.31	4570	38.7354%	Fecal		CFU/100 mL	200	283.2	86400	-	60,235.7
5439000	5/16/2013	47.3	47.3	0.2602	12.31	4570	38.7354%	Fecal		CFU/100 mL	200	283.2	86400	-	60,235.7
5439000	10/31/2016	47.3	47.3	0.2602	12.31	4570	38.7354%	Fecal		CFU/100 mL	200	283.2	86400	-	60,235.7
5439000	3/13/2004	47.2	47.2	0.2602	12.28	4574	38.7693%	Fecal		CFU/100 mL	200	283.2	86400	-	60,108.3
5439000	5/11/2006	47.2	47.2	0.2602	12.28	4574	38.7693%	Fecal		CFU/100 mL	200	283.2	86400	-	60,108.3
5439000	1/10/2012	47.2	47.2	0.2602	12.28	4574	38.7693%	Fecal		CFU/100 mL	200	283.2	86400	-	60,108.3
5439000	3/15/2017	47.2	47.2	0.2602	12.28	4574	38.7693%	Fecal		CFU/100 mL	200	283.2	86400	-	60,108.3
5439000	3/27/2017	47.2	47.2	0.2602	12.28	4574	38.7693%	Fecal		CFU/100 mL	200	283.2	86400	-	60,108.3
5439000	1/20/2018	47.2	47.2	0.2602	12.28	4574	38.7693%	Fecal		CFU/100 mL	200	283.2	86400	-	60,108.3
5439000	3/26/2002	47.1	47.1	0.2602	12.26	4580	38.8201%	Fecal		CFU/100 mL	200	283.2	86400	-	59,981.0
5439000	3/27/2002	47.1	47.1	0.2602	12.26	4580	38.8201%	Fecal		CFU/100 mL	200	283.2	86400	-	59,981.0
5439000	4/1/2002	47.1	47.1	0.2602	12.26	4580	38.8201%	Fecal		CFU/100 mL	200	283.2	86400	-	59,981.0
5439000	1/20/2009	47.1	47.1	0.2602	12.26	4580	38.8201%	Fecal		CFU/100 mL	200	283.2	86400	-	59,981.0
5439000	2/26/2012	47.1	47.1	0.2602	12.26	4580	38.8201%	Fecal		CFU/100 mL	200	283.2	86400	-	59,981.0
5439000	5/19/2014	47.1	47.1	0.2602	12.26	4580	38.8201%	Fecal		CFU/100 mL	200	283.2	86400	-	59,981.0
5439000	12/16/2019	47.1	47.1	0.2602	12.26	4580	38.8201%	Fecal		CFU/100 mL	200	283.2	86400	-	59,981.0
5439000	3/3/2022	88.1	88.1	0.1459	12.86	4444	37.6674%	Fecal		CFU/100 mL	200	283.2	86400	-	62,917.1
5439000	1/4/1990	47	47	0.2602	12.23	4587	38.8795%	Fecal		CFU/100 mL	200	283.2	86400	-	59,853.6
5439000	2/21/1990	47	47	0.2602	12.23	4587	38.8795%	Fecal		CFU/100 mL	200	283.2	86400	-	59,853.6
5439000	4/13/1990	47	47	0.2602	12.23	4587	38.8795%	Fecal		CFU/100 mL	200	283.2	86400	-	59,853.6
5439000	7/7/1990	47	47	0.2602	12.23	4587	38.8795%	Fecal		CFU/100 mL	200	283.2	86400	-	59,853.6
5439000	6/17/1991	47	47	0.2602	12.23	4587	38.8795%	Fecal		CFU/100 mL	200	283.2	86400	-	59,853.6
5439000	11/20/1991	47	47	0.2602	12.23	4587	38.8795%	Fecal		CFU/100 mL	200	283.2	86400	-	59,853.6
5439000	12/23/1991	47	47	0.2602	12.23	4587	38.8795%	Fecal		CFU/100 mL	200	283.2	86400	-	59,853.6
5439000	1/14/1992	47	47	0.2602	12.23	4587	38.8795%	Fecal		CFU/100 mL	200	283.2	86400	-	59,853.6
5439000	1/15/1992	47	47	0.2602	12.23	4587	38.8795%	Fecal		CFU/100 mL	200	283.2	86400	-	59,853.6
5439000	1/22/1992	47	47	0.2602	12.23	4587	38.8795%	Fecal		CFU/100 mL	200	283.2	86400	-	59,853.6
5439000	2/15/1992	47	47	0.2602	12.23	4587	38.8795%	Fecal		CFU/100 mL	200	283.2	86400	-	59,853.6
5439000	3/20/1992	47	47	0.2602	12.23	4587	38.8795%	Fecal		CFU/100 mL	200	283.2	86400	-	59,853.6
5439000	3/21/1992	47	47	0.2602	12.23	4587	38.8795%	Fecal		CFU/100 mL	200	283.2	86400	-	59,853.6
5439000	3/23/1992	47	47	0.2602	12.23	4587	38.8795%	Fecal		CFU/100 mL	200	283.2	86400	-	59,853.6
5439000	12/15/1992	47	47	0.2602	12.23	4587	38.8795%	Fecal		CFU/100 mL	200	283.2	86400	-	59,853.6
5439000	2/10/1993	47	47	0.2602	12.23	4587	38.8795%	Fecal		CFU/100 mL	200	283.2	86400	-	59,853.6
5439000	3/2/1995	47	47	0.2602	12.23	4587	38.8795%	Fecal		CFU/100 mL	200	283.2	86400	-	59,853.6
5439000	4/4/1995	47	47	0.2602	12.23	4587	38.8795%	Fecal		CFU/100 mL	200	283.2	86400	-	59,853.6
5439000	6/23/1995	47	47	0.2602	12.23	4587	38.8795%	Fecal		CFU/100 mL	200	283.2	86400	-	59,853.6
5439000	2/12/1996	47	47	0.2602	12.23	4587	38.8795%	Fecal		CFU/100 mL	200	283.2	86400	-	59,853.6
5439000	4/2/1997	47	47	0.2602	12.23	4587	38.8795%	Fecal		CFU/100 mL	200	283.2	86400	-	59,853.6
5439000	6/1/1997	47	47	0.2602	12.23	4587	38.8795%	Fecal		CFU/100 mL	200	283.2	86400	-	59,853.6
5439000	6/3/1998	47	47	0.2602	12.23	4587	38.8795%	Fecal		CFU/100 mL	200	283.2	86400	-	59,853.6
5439000	6/27/1998	47	47	0.2602	12.23	4587	38.8795%	Fecal		CFU/100 mL	200	283.2	86400	-	59,853.6
5439000	10/25/1998	47	47	0.2602	12.23	4587	38.8795%	Fecal		CFU/100 mL	200	283.2	86400	-	59,853.6
5439000	11/18/1998	47	47	0.2602	12.23	4587	38.8795%	Fecal		CFU/100 mL	200	283.2	86400	-	59,853.6
5439000	11/19/1998	47	47	0.2602	12.23	4587	38.8795%	Fecal		CFU/100 mL	200	283.2	86400	-	59,853.6
5439000	12/17/1998	47	47	0.2602	12.23	4587	38.8795%	Fecal		CFU/100 mL	200	283.2	86400	-	59,853.6
5439000	3/9/1999	47	47	0.2602	12.23	4587	38.8795%	Fecal		CFU/100 mL	200	283.2	86400	-	59,853.6
5439000	4/28/2001	47	47	0.2602	12.23	4587	38.8795%	Fecal		CFU/100 mL	200	283.2	86400	-	59,853.6
5439000	3/2/2002	47	47	0.2602	12.23	4587	38.8795%	Fecal		CFU/100 mL	200	283.2	86400	-	59,853.6
5439000	3/28/2002	47	47	0.2602	12.23	4587	38.8795%	Fecal		CFU/100 mL	200	283.2	86400	-	59,853.6
5439000	7/12/2003	47	47	0.2602	12.23	4587	38.8795%	Fecal		CFU/100 mL	200	283.2	86400	-	59,853.6
5439000	2/13/2012	47	47	0.2602	12.23	4587	38.8795%	Fecal		CFU/100 mL	200	283.2	86400	-	59,853.6
5439000	10/26/2021	47	47	0.2602	12.23	4587	38.8795%	Fecal		CFU/100 mL	200	283.2	86400	-	59,853.6
5439000	6/15/2017	46.9	46.9	0.2602	12.20	4622	39.1761%	Fecal		CFU/100 mL	200	283.2	86400	-	59,726.3
5439000	12/13/2009	46.8	46.8	0.2602	12.18	4624	39.1931%	Fecal		CFU/100 mL	200	283.2	86400	-	59,598.9
5439000	2/22/2014	46.8	46.8	0.2602	12.18	4624	39.1931%	Fecal		CFU/100 mL	200	283.2	86400	-	59,598.9
5439000	6/24/2017	46.8	46.8	0.2602	12.18	4624	39.1931%	Fecal		CFU/100 mL	200	283.2	86400	-	59,598.9
5439000	3/16/2018	46.8	46.8	0.2602	12.18	4624	39.1931%	Fecal		CFU/100 mL	200	283.2	86400	-	59,598.9

Gage ID	Date	Discharge (CFS)	Gage Discharge (less Surrogate NPDES) (CFS)	Watershed Area Ratio	Calculated flow (CFS)	Rank	Flow Exceedance %	Parameter	Results	Units (mg or micro_gram	Limit/Standard	100mL/CF	sec/day	Actual Load (million colonies/day)	Allowable Load (million colonies/day)
5439000	6/15/2006	46.7	46.7	0.2602	12.15	4628	39.2270%	Fecal		CFU/100 mL	200	283.2	86400	-	59,471.6
5439000	7/8/2010	46.7	46.7	0.2602	12.15	4628	39.2270%	Fecal		CFU/100 mL	200	283.2	86400	-	59,471.6
5439000	10/18/2012	46.7	46.7	0.2602	12.15	4628	39.2270%	Fecal		CFU/100 mL	200	283.2	86400	-	59,471.6
5439000	5/1/2014	46.7	46.7	0.2602	12.15	4628	39.2270%	Fecal		CFU/100 mL	200	283.2	86400	-	59,471.6
5439000	1/26/2016	46.7	46.7	0.2602	12.15	4628	39.2270%	Fecal		CFU/100 mL	200	283.2	86400	-	59,471.6
5439000	1/21/2018	46.7	46.7	0.2602	12.15	4628	39.2270%	Fecal		CFU/100 mL	200	283.2	86400	-	59,471.6
5439000	12/12/2020	46.7	46.7	0.2602	12.15	4628	39.2270%	Fecal		CFU/100 mL	200	283.2	86400	-	59,471.6
5439000	12/5/2009	46.6	46.6	0.2602	12.13	4635	39.2863%	Fecal		CFU/100 mL	200	283.2	86400	-	59,344.2
5439000	6/30/2011	46.6	46.6	0.2602	12.13	4635	39.2863%	Fecal		CFU/100 mL	200	283.2	86400	-	59,344.2
5439000	11/19/2011	46.6	46.6	0.2602	12.13	4635	39.2863%	Fecal		CFU/100 mL	200	283.2	86400	-	59,344.2
5439000	12/13/2011	46.6	46.6	0.2602	12.13	4635	39.2863%	Fecal		CFU/100 mL	200	283.2	86400	-	59,344.2
5439000	5/19/2012	46.6	46.6	0.2602	12.13	4635	39.2863%	Fecal		CFU/100 mL	200	283.2	86400	-	59,344.2
5439000	2/4/2010	46.5	46.5	0.2602	12.10	4640	39.3287%	Fecal		CFU/100 mL	200	283.2	86400	-	59,216.9
5439000	4/25/2016	46.5	46.5	0.2602	12.10	4640	39.3287%	Fecal		CFU/100 mL	200	283.2	86400	-	59,216.9
5439000	6/15/2020	46.5	46.5	0.2602	12.10	4640	39.3287%	Fecal		CFU/100 mL	200	283.2	86400	-	59,216.9
5439000	6/27/2004	46.4	46.4	0.2602	12.07	4643	39.3541%	Fecal		CFU/100 mL	200	283.2	86400	-	59,089.5
5439000	4/8/2013	46.4	46.4	0.2602	12.07	4643	39.3541%	Fecal		CFU/100 mL	200	283.2	86400	-	59,089.5
5439000	10/26/1993	46.3	46.3	0.2602	12.05	4645	39.3711%	Fecal		CFU/100 mL	200	283.2	86400	-	58,962.2
5439000	6/25/2002	46.3	46.3	0.2602	12.05	4645	39.3711%	Fecal		CFU/100 mL	200	283.2	86400	-	58,962.2
5439000	11/24/2014	46.3	46.3	0.2602	12.05	4645	39.3711%	Fecal		CFU/100 mL	200	283.2	86400	-	58,962.2
5439000	2/19/2019	46.3	46.3	0.2602	12.05	4645	39.3711%	Fecal		CFU/100 mL	200	283.2	86400	-	58,962.2
5439000	2/22/2020	46.3	46.3	0.2602	12.05	4645	39.3711%	Fecal		CFU/100 mL	200	283.2	86400	-	58,962.2
5439000	5/31/2021	46.3	46.3	0.2602	12.05	4645	39.3711%	Fecal		CFU/100 mL	200	283.2	86400	-	58,962.2
5439000	5/30/2006	46.2	46.2	0.2602	12.02	4651	39.4219%	Fecal		CFU/100 mL	200	283.2	86400	-	58,834.8
5439000	12/7/1993	46.1	46.1	0.2602	12.00	4652	39.4304%	Fecal		CFU/100 mL	200	283.2	86400	-	58,707.5
5439000	11/16/2009	46.1	46.1	0.2602	12.00	4652	39.4304%	Fecal		CFU/100 mL	200	283.2	86400	-	58,707.5
5439000	12/14/2009	46.1	46.1	0.2602	12.00	4652	39.4304%	Fecal		CFU/100 mL	200	283.2	86400	-	58,707.5
5439000	3/16/2017	46.1	46.1	0.2602	12.00	4652	39.4304%	Fecal		CFU/100 mL	200	283.2	86400	-	58,707.5
5439000	11/9/2017	46.1	46.1	0.2602	12.00	4652	39.4304%	Fecal		CFU/100 mL	200	283.2	86400	-	58,707.5
5439000	12/17/2019	46.1	46.1	0.2602	12.00	4652	39.4304%	Fecal		CFU/100 mL	200	283.2	86400	-	58,707.5
5439000	4/7/1990	46	46	0.2602	11.97	4658	39.4813%	Fecal		CFU/100 mL	200	283.2	86400	-	58,580.1
5439000	4/11/1990	46	46	0.2602	11.97	4658	39.4813%	Fecal		CFU/100 mL	200	283.2	86400	-	58,580.1
5439000	4/29/1990	46	46	0.2602	11.97	4658	39.4813%	Fecal		CFU/100 mL	200	283.2	86400	-	58,580.1
5439000	6/9/1990	46	46	0.2602	11.97	4658	39.4813%	Fecal		CFU/100 mL	200	283.2	86400	-	58,580.1
5439000	11/12/1990	46	46	0.2602	11.97	4658	39.4813%	Fecal		CFU/100 mL	200	283.2	86400	-	58,580.1
5439000	12/24/1991	46	46	0.2602	11.97	4658	39.4813%	Fecal		CFU/100 mL	200	283.2	86400	-	58,580.1
5439000	1/24/1992	46	46	0.2602	11.97	4658	39.4813%	Fecal		CFU/100 mL	200	283.2	86400	-	58,580.1
5439000	1/28/1992	46	46	0.2602	11.97	4658	39.4813%	Fecal		CFU/100 mL	200	283.2	86400	-	58,580.1
5439000	4/1/1992	46	46	0.2602	11.97	4658	39.4813%	Fecal		CFU/100 mL	200	283.2	86400	-	58,580.1
5439000	5/5/1992	46	46	0.2602	11.97	4658	39.4813%	Fecal		CFU/100 mL	200	283.2	86400	-	58,580.1
5439000	5/25/1993	46	46	0.2602	11.97	4658	39.4813%	Fecal		CFU/100 mL	200	283.2	86400	-	58,580.1
5439000	5/28/1993	46	46	0.2602	11.97	4658	39.4813%	Fecal		CFU/100 mL	200	283.2	86400	-	58,580.1
5439000	7/11/1993	46	46	0.2602	11.97	4658	39.4813%	Fecal		CFU/100 mL	200	283.2	86400	-	58,580.1
5439000	8/6/1993	46	46	0.2602	11.97	4658	39.4813%	Fecal		CFU/100 mL	200	283.2	86400	-	58,580.1
5439000	12/13/1994	46	46	0.2602	11.97	4658	39.4813%	Fecal		CFU/100 mL	200	283.2	86400	-	58,580.1
5439000	3/24/1995	46	46	0.2602	11.97	4658	39.4813%	Fecal		CFU/100 mL	200	283.2	86400	-	58,580.1
5439000	6/26/1995	46	46	0.2602	11.97	4658	39.4813%	Fecal		CFU/100 mL	200	283.2	86400	-	58,580.1
5439000	11/1/1995	46	46	0.2602	11.97	4658	39.4813%	Fecal		CFU/100 mL	200	283.2	86400	-	58,580.1
5439000	7/5/1996	46	46	0.2602	11.97	4658	39.4813%	Fecal		CFU/100 mL	200	283.2	86400	-	58,580.1
5439000	8/21/1996	46	46	0.2602	11.97	4658	39.4813%	Fecal		CFU/100 mL	200	283.2	86400	-	58,580.1
5439000	1/9/1997	46	46	0.2602	11.97	4658	39.4813%	Fecal		CFU/100 mL	200	283.2	86400	-	58,580.1
5439000	4/3/1997	46	46	0.2602	11.97	4658	39.4813%	Fecal		CFU/100 mL	200	283.2	86400	-	58,580.1
5439000	4/23/1997	46	46	0.2602	11.97	4658	39.4813%	Fecal		CFU/100 mL	200	283.2	86400	-	58,580.1
5439000	2/26/1999	46	46	0.2602	11.97	4658	39.4813%	Fecal		CFU/100 mL	200	283.2	86400	-	58,580.1
5439000	3/12/1999	46	46	0.2602	11.97	4658	39.4813%	Fecal		CFU/100 mL	200	283.2	86400	-	58,580.1
5439000	3/14/1999	46	46	0.2602	11.97	4658	39.4813%	Fecal		CFU/100 mL	200	283.2	86400	-	58,580.1
5439000	3/30/1999	46	46	0.2602	11.97	4658	39.4813%	Fecal		CFU/100 mL	200	283.2	86400	-	58,580.1
5439000	3/31/1999	46	46	0.2602	11.97	4658	39.4813%	Fecal		CFU/100 mL	200	283.2	86400	-	58,580.1
5439000	6/30/1999	46	46	0.2602	11.97	4658	39.4813%	Fecal		CFU/100 mL	200	283.2	86400	-	58,580.1
5439000	3/6/2000	46	46	0.2602	11.97	4658	39.4813%	Fecal		CFU/100 mL	200	283.2	86400	-	58,580.1
5439000	10/5/2000	46	46	0.2602	11.97	4658	39.4813%	Fecal		CFU/100 mL	200	283.2	86400	-	58,580.1
5439000	5/11/2001	46	46	0.2602	11.97	4658	39.4813%	Fecal		CFU/100 mL	200	283.2	86400	-	58,580.1
5439000	5/27/2001	46	46	0.2602	11.97	4658	39.4813%	Fecal		CFU/100 mL	200	283.2	86400	-	58,580.1
5439000	3/7/2002	46	46	0.2602	11.97	4658	39.4813%	Fecal		CFU/100 mL	200	283.2	86400	-	58,580.1
5439000	6/26/2002	46	46	0.2602	11.97	4658	39.4813%	Fecal		CFU/100 mL	200	283.2	86400	-	58,580.1
5439000	1/19/2005	46	46	0.2602	11.97	4658	39.4813%	Fecal		CFU/100 mL	200	283.2	86400	-	58,580.1
5439000	4/24/2007	46	46	0.2602	11.97	4658	39.4813%	Fecal		CFU/100 mL	200	283.2	86400	-	58,580.1
5439000	7/3/2009	46	46	0.2602	11.97	4658	39.4813%	Fecal		CFU/100 mL	200	283.2	86400	-	58,580.1
5439000	7/5/2009	46	46	0.2602	11.97	4658	39.4813%	Fecal		CFU/100 mL	200	283.2	86400	-	58,580.1
5439000	11/17/2009	46	46	0.2602	11.97	4658	39.4813%	Fecal		CFU/100 mL	200	283.2	86400	-	58,580.1
5439000	4/23/2010	46	46	0.2602	11.97	4658	39.4813%	Fecal		CFU/100 mL	200	283.2	86400	-	58,580.1
5439000	2/6/2017	46	46	0.2602	11.97	4658	39.4813%	Fecal		CFU/100 mL	200	283.2	86400	-	58,580.1
5439000	1/28/2020	46	46	0.2602	11.97	4658	39.4813%	Fecal		CFU/100 mL	200	283.2	86400	-	58,580.1
5439000	7/5/1994	45.9	45.9	0.2602	11.94	4701	39.8457%	Fecal		CFU/100 mL	200	283.2	86400	-	58,452.8
5439000	3/31/2002	45.9	45.9	0.2602	11.94	4701	39.8457%	Fecal		CFU/100 mL	200	283.2	86400	-	58,452.8
5439000	6/21/2008	45.9	45.9	0.2602	11.94	4701	39.8457%	Fecal		CFU/100 mL	200	283.2	86400	-	58,452.8
5439000	2/25/2012	45.9	45.9	0.2602	11.94	4701	39.8457%	Fecal		CFU/100 mL	200	283.2	86400	-	58,452.8
5439000	4/18/2012	45.9	45.9	0.2602	11.94	4701	39.8457%	Fecal		CFU/100 mL	200	283.2	86400	-	58,452.8
5439000	12/5/2017	45.9	45.9	0.2602	11.94	4701	39.8457%	Fecal		CFU/100 mL	200	283.2	86400	-	58,452.8
5439000	7/17/2019	45.9	45.9	0.2602	11.94	4701	39.8457%	Fecal		CFU/100 mL	200	283.2	86400	-	58,452.8
5439000	1/12/2009	45.8	45.8	0.2602	11.92	4708	39.9051%	Fecal		CFU/100 mL	200	283.2	86400	-	58,325.4
5439000	2/5/2010	45.8	45.8	0.2602	11.92	4708	39.9051%	Fecal		CFU/100 mL	200	283.2	86400	-	58,325.4
5439000	2/16/2012	45.8	45.8	0.2602	11.92	4708	39.9051%	Fecal		CFU/100 mL	200	283.2	86400	-	58,325.4
5439000	6/2/2012	45.8	45.8	0.2602	11.92	4708	39.9051%	Fecal		CFU/100 mL	200	283.2	86400	-	58,325.4
5439000	4/30/2014	45.8	45.8	0.2602	11.92	4708	39.9051%	Fecal		CFU/100 mL	200	283.2	86400	-	58,325.4
5439000	5/28/2014	45.8	45.8	0.2602	11.92	4708	39.9051%	Fecal		CFU/100 mL	200	283.2	86400	-	58,325.4
5439000	4/24/2015	45.8	45.8	0.2602	11.92	4708	39.9051%	Fecal		CFU/100 mL	200	283.2	86400	-	58,325.4
5439000	6/14/2017	45.8	45.8	0.2602	11.92	4708	39.9051%	Fecal		CFU/100 mL	200	283.2	86400	-	58,325.4
5439000	7/14/2021	45.8	45.8	0.2602	11.92	4708	39.9051%	Fecal		CFU/100 mL	200	283.2	86400	-	58,325.4
5439000	3/27/2022	85.7	85.7	0.1459	12.51	4529	38.3879%	Fecal		CFU/100 mL	200	283.2	86400	-	61,203.2
5439000	10/28/1993	45.7	45.7	0.2602	11.89	4717	39.9814%	Fecal		CFU/100 mL	200	283.2	86400	-	58,198.1
5439000	4/2/1994	45.7	45.7	0.2602	11.89	4717	39.9814%	Fecal		CFU/100 mL	200	283.2	86400	-	58,198.1
5439000	7/6/1994	45.7	45.7	0.2602	11.89	4717	39.9814%	Fecal		CFU/100 mL	200	283.2	86400	-	58,198.1
5439000	5/7/2008	45.7	45.7	0.2602	11.89	4717	39.9814%	Fecal		CFU/100 mL	200	283.2	86400	-	58,198.1
5439000	6/12/2013	45.7	45.7	0.2602	11.89	4717	39.9814%	Fecal		CFU/100 mL	200	283.2	86400	-	58,198.1
5439000	4/23/2016	45.7	45.7	0.2602	11.89	4717	39.9814%	Fecal		CFU/100 mL	200	283.2	86400	-	58,198.1
5439000	1/18/2018	45.7	45.7	0.2602	11.89	4717	39.9814%	Fecal		CFU/100 mL	200	283.2	86400	-	58,198.1
5439000	4/20/2021	45.7	45.7	0.2602	11.89	4717	39.9814%	Fecal		CFU/100 mL	200	283.2	86400	-	58,198.1
5439000	10/28/2001	45.6	45.6	0.2602	11.87	4725	40.0492%	Fecal		CFU/100 mL	200	283.2	86400	-	58,070.7
5439000	7/8/2003	45.6	45.6	0.2602	11.87	4725	40.0492%	Fecal		CFU/100 mL	200	283.2	86400	-	58,070.7
5439000	7/16/2007	45.6	45.6	0.2602	11.87	4725	40.0492%	Fecal		CFU/100 mL	200	283.2	86400	-	58,070.7
5439000	11/24/2008	45.6	45.6	0.2602	11.87	4725	40.0492%	Fecal		CFU/100 mL	200	283.2	86400	-	58,070.7
5439000	4/13/2019	45.6	45.6	0.2602	11.87	4725	40.0492%	Fecal		CFU/100 mL	200	283.2	86400	-	58,070.7
5439000	7/4/2004	45.5	45.5	0.2602	11.84	4730	40.0915%	Fecal		CFU/100 mL	200	283.2	86400	-	57,943.4
5439000	8/18/2007	45.5	45.5	0.2602	11.84	4730	40.0915%	Fecal		CFU/100 mL	200	283.2	86400	-	57,943.4
5439000	7/20/2021	45.5	45.5	0.2602	11.84	4730	40.0915%	Fecal		CFU/100 mL	200	283.2	86400	-	57,943.4
5439000	7/7/1994	45.4	45.4	0.2602	11.81	4733	40.1170%	Fecal		CFU/100 mL	200	283.2	86400	-	57,816.0
5439000	2/15/2013	45.4	45.4	0.2602	11.81	4733	40.1170%	Fecal		CFU/100 mL	200	283.2	86400	-	57,816.0
5439000	4/26/2016	45.4	45.4	0.2602	11.81	4733	40.1170%	Fecal		CFU/100 mL	200	283.2	86400	-	57,816.0
5439000	6/22/2017	45.4	45.4	0.2602	11.81	4733	40.1170%	Fecal		CFU/100 mL	200	283.2	86400	-	57,816.0
5439000	3/20/2017	45.3	45.3	0.2602	11.79	4737	40.1509%	Fecal		CFU/100 mL	200	283.2	86400	-	57,688.7
5439000	1/26/2018	45.3	45.3	0.2602	11.79	4737	40.1509%	Fecal		CFU/100 mL	200	283.2	86400	-	57,688.7
5439000	3/18/2017	45.2	45.2	0.2602	11.76	4739	40.1678%	Fecal		CFU/100 mL	200	283.2	86400	-	57,561.4
5439000	7/10/2018	45.2	45.2	0.2602	11.76	4739	40.1678%	Fecal		CFU/100 mL	200	283.2	86400	-	57,561.4
5439000	12/21/2018	45.2	45.2	0.2602	11.76	4739	40.1678%	Fecal		CFU/100 mL	200	283.2	86400	-	57,561.4
5439000	2/28/2004	45.1	45.1	0.2602	11.74	4742	40.1933%	Fecal		CFU/100 mL	200	283.2	86400	-	57,434.0
5439000	6/26/2006	45.1	45.1	0.2602	11.74	4742	40.1933%	Fecal		CFU/100 mL	200	283.2	86400	-	57,434.0
5439000	12/7/2006	45.1	45.1	0.2602	11.74	4742	40.1933%	Fecal		CFU/100 mL	200	283.2	86400	-	57,434.0
5439000	11/21/2008	45.1	45.1	0.2602	11.74	4742	40.1933%	Fecal		CFU/100 mL	200	283.2	86400	-	57,434.0
5439000	2/14/2012	45.1	45.1	0.2602	11.74	4742	40.1933%	Fecal		CFU/100 mL	200	283.2	86400	-	57,434.0
5439000	2/25/2017	45.1	45.1	0.2602	11.74	4742	40.1933%	Fecal		CFU/100 mL	200	283.2	86400	-	57,434.0
5439000	1/29/1990	45	45	0.2602	11.71	4748	40.2441%	Fecal		CFU/100 mL	200	283.2	86400	-	57,306.7
5439000	4/8/1990	45	45	0.2602	11.71	4748	40.2441%	Fecal		CFU/100 mL	200	283.2	86400	-	57,306.7
5439000	8/18/1990	45	45	0.2602	11.71	4748	40.2441%	Fecal		CFU/100 mL	200	283.2	86400	-	57,306.7
5439000	10/18/1990	45	45	0.2602	11.71	4748	40.2441%	Fecal		CFU/100 mL	200	283.2	86400	-	57,306.7

Gage ID	Date	Discharge (CFS)	Gage Discharge (less Surrogate NPDES) (CFS)	Watershed Area Ratio	Calculated flow (CFS)	Rank	Flow Exceedance %	Parameter	Results	Units (mg or micro_gram	Limit/Standard	100mL/CF	sec/day	Actual Load (million colonies/day)	Allowable Load (million colonies/day)
5439000	12/27/1990	45	45	0.2602	11.71	4748	40.2441%	Fecal		CFU/100 mL	200	283.2	86400	-	57,306.7
5439000	2/3/1991	45	45	0.2602	11.71	4748	40.2441%	Fecal		CFU/100 mL	200	283.2	86400	-	57,306.7
5439000	5/3/1991	45	45	0.2602	11.71	4748	40.2441%	Fecal		CFU/100 mL	200	283.2	86400	-	57,306.7
5439000	1/23/1992	45	45	0.2602	11.71	4748	40.2441%	Fecal		CFU/100 mL	200	283.2	86400	-	57,306.7
5439000	1/30/1992	45	45	0.2602	11.71	4748	40.2441%	Fecal		CFU/100 mL	200	283.2	86400	-	57,306.7
5439000	4/2/1992	45	45	0.2602	11.71	4748	40.2441%	Fecal		CFU/100 mL	200	283.2	86400	-	57,306.7
5439000	4/12/1992	45	45	0.2602	11.71	4748	40.2441%	Fecal		CFU/100 mL	200	283.2	86400	-	57,306.7
5439000	5/3/1992	45	45	0.2602	11.71	4748	40.2441%	Fecal		CFU/100 mL	200	283.2	86400	-	57,306.7
5439000	2/13/1993	45	45	0.2602	11.71	4748	40.2441%	Fecal		CFU/100 mL	200	283.2	86400	-	57,306.7
5439000	3/21/1993	45	45	0.2602	11.71	4748	40.2441%	Fecal		CFU/100 mL	200	283.2	86400	-	57,306.7
5439000	10/8/1993	45	45	0.2602	11.71	4748	40.2441%	Fecal		CFU/100 mL	200	283.2	86400	-	57,306.7
5439000	10/15/1993	45	45	0.2602	11.71	4748	40.2441%	Fecal		CFU/100 mL	200	283.2	86400	-	57,306.7
5439000	1/1/1994	45	45	0.2602	11.71	4748	40.2441%	Fecal		CFU/100 mL	200	283.2	86400	-	57,306.7
5439000	11/26/1994	45	45	0.2602	11.71	4748	40.2441%	Fecal		CFU/100 mL	200	283.2	86400	-	57,306.7
5439000	1/12/1995	45	45	0.2602	11.71	4748	40.2441%	Fecal		CFU/100 mL	200	283.2	86400	-	57,306.7
5439000	2/2/1995	45	45	0.2602	11.71	4748	40.2441%	Fecal		CFU/100 mL	200	283.2	86400	-	57,306.7
5439000	2/7/1995	45	45	0.2602	11.71	4748	40.2441%	Fecal		CFU/100 mL	200	283.2	86400	-	57,306.7
5439000	6/24/1995	45	45	0.2602	11.71	4748	40.2441%	Fecal		CFU/100 mL	200	283.2	86400	-	57,306.7
5439000	6/27/1995	45	45	0.2602	11.71	4748	40.2441%	Fecal		CFU/100 mL	200	283.2	86400	-	57,306.7
5439000	4/4/1997	45	45	0.2602	11.71	4748	40.2441%	Fecal		CFU/100 mL	200	283.2	86400	-	57,306.7
5439000	4/8/1997	45	45	0.2602	11.71	4748	40.2441%	Fecal		CFU/100 mL	200	283.2	86400	-	57,306.7
5439000	6/13/1997	45	45	0.2602	11.71	4748	40.2441%	Fecal		CFU/100 mL	200	283.2	86400	-	57,306.7
5439000	6/27/1997	45	45	0.2602	11.71	4748	40.2441%	Fecal		CFU/100 mL	200	283.2	86400	-	57,306.7
5439000	8/17/1997	45	45	0.2602	11.71	4748	40.2441%	Fecal		CFU/100 mL	200	283.2	86400	-	57,306.7
5439000	1/17/1998	45	45	0.2602	11.71	4748	40.2441%	Fecal		CFU/100 mL	200	283.2	86400	-	57,306.7
5439000	6/4/1998	45	45	0.2602	11.71	4748	40.2441%	Fecal		CFU/100 mL	200	283.2	86400	-	57,306.7
5439000	6/5/1998	45	45	0.2602	11.71	4748	40.2441%	Fecal		CFU/100 mL	200	283.2	86400	-	57,306.7
5439000	7/12/1998	45	45	0.2602	11.71	4748	40.2441%	Fecal		CFU/100 mL	200	283.2	86400	-	57,306.7
5439000	10/30/1998	45	45	0.2602	11.71	4748	40.2441%	Fecal		CFU/100 mL	200	283.2	86400	-	57,306.7
5439000	12/18/1998	45	45	0.2602	11.71	4748	40.2441%	Fecal		CFU/100 mL	200	283.2	86400	-	57,306.7
5439000	3/13/1999	45	45	0.2602	11.71	4748	40.2441%	Fecal		CFU/100 mL	200	283.2	86400	-	57,306.7
5439000	4/1/1999	45	45	0.2602	11.71	4748	40.2441%	Fecal		CFU/100 mL	200	283.2	86400	-	57,306.7
5439000	5/2/2000	45	45	0.2602	11.71	4748	40.2441%	Fecal		CFU/100 mL	200	283.2	86400	-	57,306.7
5439000	2/5/2001	45	45	0.2602	11.71	4748	40.2441%	Fecal		CFU/100 mL	200	283.2	86400	-	57,306.7
5439000	4/29/2001	45	45	0.2602	11.71	4748	40.2441%	Fecal		CFU/100 mL	200	283.2	86400	-	57,306.7
5439000	5/7/2001	45	45	0.2602	11.71	4748	40.2441%	Fecal		CFU/100 mL	200	283.2	86400	-	57,306.7
5439000	3/29/2005	45	45	0.2602	11.71	4748	40.2441%	Fecal		CFU/100 mL	200	283.2	86400	-	57,306.7
5439000	1/21/2008	45	45	0.2602	11.71	4748	40.2441%	Fecal		CFU/100 mL	200	283.2	86400	-	57,306.7
5439000	2/16/2011	45	45	0.2602	11.71	4748	40.2441%	Fecal		CFU/100 mL	200	283.2	86400	-	57,306.7
5439000	6/30/2016	45	45	0.2602	11.71	4748	40.2441%	Fecal		CFU/100 mL	200	283.2	86400	-	57,306.7
5439000	4/5/2011	44.9	44.9	0.2602	11.68	4792	40.6171%	Fecal		CFU/100 mL	200	283.2	86400	-	57,179.3
5439000	11/30/2017	44.9	44.9	0.2602	11.68	4792	40.6171%	Fecal		CFU/100 mL	200	283.2	86400	-	57,179.3
5439000	11/18/2009	44.8	44.8	0.2602	11.66	4794	40.6340%	Fecal		CFU/100 mL	200	283.2	86400	-	57,052.0
5439000	5/31/2010	44.8	44.8	0.2602	11.66	4794	40.6340%	Fecal		CFU/100 mL	200	283.2	86400	-	57,052.0
5439000	3/29/2015	44.8	44.8	0.2602	11.66	4794	40.6340%	Fecal		CFU/100 mL	200	283.2	86400	-	57,052.0
5439000	2/23/2017	44.8	44.8	0.2602	11.66	4794	40.6340%	Fecal		CFU/100 mL	200	283.2	86400	-	57,052.0
5439000	6/16/2020	44.8	44.8	0.2602	11.66	4794	40.6340%	Fecal		CFU/100 mL	200	283.2	86400	-	57,052.0
5439000	7/13/2010	44.7	44.7	0.2602	11.63	4800	40.6849%	Fecal		CFU/100 mL	200	283.2	86400	-	56,924.6
5439000	4/12/2022	83.6	83.6	0.1459	12.20	4623	39.1846%	Fecal		CFU/100 mL	200	283.2	86400	-	59,703.4
5439000	3/27/2005	44.6	44.6	0.2602	11.61	4801	40.6933%	Fecal		CFU/100 mL	200	283.2	86400	-	56,797.3
5439000	12/11/2009	44.6	44.6	0.2602	11.61	4801	40.6933%	Fecal		CFU/100 mL	200	283.2	86400	-	56,797.3
5439000	7/29/2010	44.6	44.6	0.2602	11.61	4801	40.6933%	Fecal		CFU/100 mL	200	283.2	86400	-	56,797.3
5439000	8/10/2010	44.6	44.6	0.2602	11.61	4801	40.6933%	Fecal		CFU/100 mL	200	283.2	86400	-	56,797.3
5439000	10/18/2014	44.6	44.6	0.2602	11.61	4801	40.6933%	Fecal		CFU/100 mL	200	283.2	86400	-	56,797.3
5439000	11/6/2016	44.6	44.6	0.2602	11.61	4801	40.6933%	Fecal		CFU/100 mL	200	283.2	86400	-	56,797.3
5439000	3/3/2002	44.5	44.5	0.2602	11.58	4807	40.7442%	Fecal		CFU/100 mL	200	283.2	86400	-	56,669.9
5439000	4/3/2002	44.5	44.5	0.2602	11.58	4807	40.7442%	Fecal		CFU/100 mL	200	283.2	86400	-	56,669.9
5439000	4/5/2006	44.5	44.5	0.2602	11.58	4807	40.7442%	Fecal		CFU/100 mL	200	283.2	86400	-	56,669.9
5439000	5/12/2007	44.5	44.5	0.2602	11.58	4807	40.7442%	Fecal		CFU/100 mL	200	283.2	86400	-	56,669.9
5439000	5/3/2008	44.5	44.5	0.2602	11.58	4807	40.7442%	Fecal		CFU/100 mL	200	283.2	86400	-	56,669.9
5439000	1/16/2012	44.5	44.5	0.2602	11.58	4807	40.7442%	Fecal		CFU/100 mL	200	283.2	86400	-	56,669.9
5439000	6/8/2013	44.5	44.5	0.2602	11.58	4807	40.7442%	Fecal		CFU/100 mL	200	283.2	86400	-	56,669.9
5439000	7/21/2014	44.5	44.5	0.2602	11.58	4807	40.7442%	Fecal		CFU/100 mL	200	283.2	86400	-	56,669.9
5439000	12/20/2018	44.5	44.5	0.2602	11.58	4807	40.7442%	Fecal		CFU/100 mL	200	283.2	86400	-	56,669.9
5439000	11/26/2011	44.4	44.4	0.2602	11.55	4816	40.8205%	Fecal		CFU/100 mL	200	283.2	86400	-	56,542.6
5439000	4/30/2012	44.4	44.4	0.2602	11.55	4816	40.8205%	Fecal		CFU/100 mL	200	283.2	86400	-	56,542.6
5439000	5/4/2012	44.4	44.4	0.2602	11.55	4816	40.8205%	Fecal		CFU/100 mL	200	283.2	86400	-	56,542.6
5439000	6/4/2018	44.4	44.4	0.2602	11.55	4816	40.8205%	Fecal		CFU/100 mL	200	283.2	86400	-	56,542.6
5439000	5/20/2021	44.4	44.4	0.2602	11.55	4816	40.8205%	Fecal		CFU/100 mL	200	283.2	86400	-	56,542.6
5439000	12/9/2004	44.3	44.3	0.2602	11.53	4821	40.8629%	Fecal		CFU/100 mL	200	283.2	86400	-	56,415.2
5439000	3/25/2012	44.3	44.3	0.2602	11.53	4821	40.8629%	Fecal		CFU/100 mL	200	283.2	86400	-	56,415.2
5439000	4/2/2013	44.3	44.3	0.2602	11.53	4821	40.8629%	Fecal		CFU/100 mL	200	283.2	86400	-	56,415.2
5439000	12/18/2009	44.2	44.2	0.2602	11.50	4824	40.8883%	Fecal		CFU/100 mL	200	283.2	86400	-	56,287.9
5439000	1/14/2010	44.2	44.2	0.2602	11.50	4824	40.8883%	Fecal		CFU/100 mL	200	283.2	86400	-	56,287.9
5439000	3/30/2012	44.2	44.2	0.2602	11.50	4824	40.8883%	Fecal		CFU/100 mL	200	283.2	86400	-	56,287.9
5439000	4/19/2012	44.2	44.2	0.2602	11.50	4824	40.8883%	Fecal		CFU/100 mL	200	283.2	86400	-	56,287.9
5439000	5/22/2013	44.2	44.2	0.2602	11.50	4824	40.8883%	Fecal		CFU/100 mL	200	283.2	86400	-	56,287.9
5439000	1/28/2016	44.2	44.2	0.2602	11.50	4824	40.8883%	Fecal		CFU/100 mL	200	283.2	86400	-	56,287.9
5439000	11/17/2017	44.2	44.2	0.2602	11.50	4824	40.8883%	Fecal		CFU/100 mL	200	283.2	86400	-	56,287.9
5439000	4/10/2004	44.1	44.1	0.2602	11.48	4831	40.9476%	Fecal		CFU/100 mL	200	283.2	86400	-	56,160.5
5439000	5/2/2004	44.1	44.1	0.2602	11.48	4831	40.9476%	Fecal		CFU/100 mL	200	283.2	86400	-	56,160.5
5439000	2/28/2007	44.1	44.1	0.2602	11.48	4831	40.9476%	Fecal		CFU/100 mL	200	283.2	86400	-	56,160.5
5439000	11/9/2008	44.1	44.1	0.2602	11.48	4831	40.9476%	Fecal		CFU/100 mL	200	283.2	86400	-	56,160.5
5439000	4/27/2010	44.1	44.1	0.2602	11.48	4831	40.9476%	Fecal		CFU/100 mL	200	283.2	86400	-	56,160.5
5439000	4/9/2013	44.1	44.1	0.2602	11.48	4831	40.9476%	Fecal		CFU/100 mL	200	283.2	86400	-	56,160.5
5439000	2/12/2017	44.1	44.1	0.2602	11.48	4831	40.9476%	Fecal		CFU/100 mL	200	283.2	86400	-	56,160.5
5439000	3/28/2017	44.1	44.1	0.2602	11.48	4831	40.9476%	Fecal		CFU/100 mL	200	283.2	86400	-	56,160.5
5439000	11/16/2017	44.1	44.1	0.2602	11.48	4831	40.9476%	Fecal		CFU/100 mL	200	283.2	86400	-	56,160.5
5439000	1/26/1990	44	44	0.2602	11.45	4840	41.0239%	Fecal		CFU/100 mL	200	283.2	86400	-	56,033.2
5439000	1/27/1990	44	44	0.2602	11.45	4840	41.0239%	Fecal		CFU/100 mL	200	283.2	86400	-	56,033.2
5439000	1/31/1990	44	44	0.2602	11.45	4840	41.0239%	Fecal		CFU/100 mL	200	283.2	86400	-	56,033.2
5439000	2/20/1990	44	44	0.2602	11.45	4840	41.0239%	Fecal		CFU/100 mL	200	283.2	86400	-	56,033.2
5439000	8/3/1990	44	44	0.2602	11.45	4840	41.0239%	Fecal		CFU/100 mL	200	283.2	86400	-	56,033.2
5439000	8/6/1990	44	44	0.2602	11.45	4840	41.0239%	Fecal		CFU/100 mL	200	283.2	86400	-	56,033.2
5439000	8/26/1990	44	44	0.2602	11.45	4840	41.0239%	Fecal		CFU/100 mL	200	283.2	86400	-	56,033.2
5439000	1/29/1992	44	44	0.2602	11.45	4840	41.0239%	Fecal		CFU/100 mL	200	283.2	86400	-	56,033.2
5439000	6/4/1993	44	44	0.2602	11.45	4840	41.0239%	Fecal		CFU/100 mL	200	283.2	86400	-	56,033.2
5439000	1/13/1995	44	44	0.2602	11.45	4840	41.0239%	Fecal		CFU/100 mL	200	283.2	86400	-	56,033.2
5439000	3/3/1995	44	44	0.2602	11.45	4840	41.0239%	Fecal		CFU/100 mL	200	283.2	86400	-	56,033.2
5439000	7/6/1996	44	44	0.2602	11.45	4840	41.0239%	Fecal		CFU/100 mL	200	283.2	86400	-	56,033.2
5439000	2/19/1997	44	44	0.2602	11.45	4840	41.0239%	Fecal		CFU/100 mL	200	283.2	86400	-	56,033.2
5439000	6/2/1997	44	44	0.2602	11.45	4840	41.0239%	Fecal		CFU/100 mL	200	283.2	86400	-	56,033.2
5439000	1/21/1999	44	44	0.2602	11.45	4840	41.0239%	Fecal		CFU/100 mL	200	283.2	86400	-	56,033.2
5439000	4/4/1999	44	44	0.2602	11.45	4840	41.0239%	Fecal		CFU/100 mL	200	283.2	86400	-	56,033.2
5439000	4/11/1999	44	44	0.2602	11.45	4840	41.0239%	Fecal		CFU/100 mL	200	283.2	86400	-	56,033.2
5439000	9/30/1999	44	44	0.2602	11.45	4840	41.0239%	Fecal		CFU/100 mL	200	283.2	86400	-	56,033.2
5439000	10/4/2000	44	44	0.2602	11.45	4840	41.0239%	Fecal		CFU/100 mL	200	283.2	86400	-	56,033.2
5439000	5/1/2001	44	44	0.2602	11.45	4840	41.0239%	Fecal		CFU/100 mL	200	283.2	86400	-	56,033.2
5439000	5/13/2007	44	44	0.2602	11.45	4840	41.0239%	Fecal		CFU/100 mL	200	283.2	86400	-	56,033.2
5439000	12/6/2009	44	44	0.2602	11.45	4840	41.0239%	Fecal		CFU/100 mL	200	283.2	86400	-	56,033.2
5439000	1/11/2012	44	44	0.2602	11.45	4840	41.0239%	Fecal		CFU/100 mL	200	283.2	86400	-	56,033.2
5439000	2/24/2016	44	44	0.2602	11.45	4840	41.0239%	Fecal		CFU/100 mL	200	283.2	86400	-	56,033.2
5439000	2/22/2017	44	44	0.2602	11.45	4840	41.0239%	Fecal		CFU/100 mL	200	283.2	86400	-	56,033.2
5439000	11/29/2017	44	44	0.2602	11.45	4840	41.0239%	Fecal		CFU/100 mL	200	283.2	86400	-	56,033.2
5439000	3/18/2018	44	44	0.2602	11.45	4840	41.0239%	Fecal		CFU/100 mL	200	283.2	86400	-	56,033.2
5439000	2/1/2020	44	44	0.2602	11.45	4840	41.0239%	Fecal		CFU/100 mL	200	283.2	86400	-	56,033.2
5439000	3/30/2005	43.9	43.9	0.2602	11.42	4868	41.2612%	Fecal		CFU/100 mL	200	283.2	86400	-	55,905.8
5439000	2/23/2008	43.9	43.9	0.2602	11.42	4868	41.2612%	Fecal		CFU/100 mL	200	283.2	86400	-	55,905.8
5439000	6/17/2010	43.9	43.9	0.2602	11.42	4868	41.2612%	Fecal		CFU/100 mL	200	283.2	86400	-	55,905.8
5439000	12/8/2016	43.9	43.9	0.2602	11.42	4868	41.2612%	Fecal		CFU/100 mL	200	283.2	86400	-	55,905.8
5439000	11/15/2017	43.9	43.9	0.2602	11.42	4868	41.2612%	Fecal		CFU/100 mL	200	283.2	86400	-	55,905.8
5439000	4/21/2021	43.9	43.9	0.2602	11.42	4868	41.2612%	Fecal		CFU/100 mL	200	283.2	86400	-	55,905.8
5439000	8/20/1994	43.8	43.8	0.2602	11.40	4875	41.3206%	Fecal		CFU/100 mL	200	283.2	86400	-	55,778.5
5439000	5/7/2006	43.8	43.8	0.2602	11.40	4875	41.3206%	Fecal		CFU/100 mL	200	283.2	86400	-	55,778.5
5439000	1/14/2007	43.8	43.8	0.2602	11.40	4875	41.3206%	Fecal		CFU/100 mL	200	283.2	86400	-	55,778.5

Gage ID	Date	Discharge (CFS)	Gage Discharge (less Surrogate NPDES) (CFS)	Watershed Area Ratio	Calculated flow (CFS)	Rank	Flow Exceedance %	Parameter	Results	Units (mg or micro_gram	Limit/Standard	100mL/CF	sec/day	Actual Load (million colonies/day)	Allowable Load (million colonies/day)
5439000	6/20/2007	43.8	43.8	0.2602	11.40	4875	41.3206%	Fecal		CFU/100 mL	200	283.2	86400	-	55,778.5
5439000	1/29/2012	43.8	43.8	0.2602	11.40	4875	41.3206%	Fecal		CFU/100 mL	200	283.2	86400	-	55,778.5
5439000	3/27/2012	43.8	43.8	0.2602	11.40	4875	41.3206%	Fecal		CFU/100 mL	200	283.2	86400	-	55,778.5
5439000	10/13/2018	43.8	43.8	0.2602	11.40	4875	41.3206%	Fecal		CFU/100 mL	200	283.2	86400	-	55,778.5
5439000	7/11/2019	43.8	43.8	0.2602	11.40	4875	41.3206%	Fecal		CFU/100 mL	200	283.2	86400	-	55,778.5
5439000	7/1/2011	43.7	43.7	0.2602	11.37	4883	41.3884%	Fecal		CFU/100 mL	200	283.2	86400	-	55,651.1
5439000	2/15/2012	43.6	43.6	0.2602	11.35	4884	41.3968%	Fecal		CFU/100 mL	200	283.2	86400	-	55,523.8
5439000	6/11/2013	43.6	43.6	0.2602	11.35	4884	41.3968%	Fecal		CFU/100 mL	200	283.2	86400	-	55,523.8
5439000	2/22/2016	43.6	43.6	0.2602	11.35	4884	41.3968%	Fecal		CFU/100 mL	200	283.2	86400	-	55,523.8
5439000	6/29/2020	43.6	43.6	0.2602	11.35	4884	41.3968%	Fecal		CFU/100 mL	200	283.2	86400	-	55,523.8
5439000	5/23/2008	43.5	43.5	0.2602	11.32	4888	41.4308%	Fecal		CFU/100 mL	200	283.2	86400	-	55,396.4
5439000	7/18/2008	43.5	43.5	0.2602	11.32	4888	41.4308%	Fecal		CFU/100 mL	200	283.2	86400	-	55,396.4
5439000	1/29/2020	43.5	43.5	0.2602	11.32	4888	41.4308%	Fecal		CFU/100 mL	200	283.2	86400	-	55,396.4
5439000	10/17/2008	43.4	43.4	0.2602	11.29	4891	41.4562%	Fecal		CFU/100 mL	200	283.2	86400	-	55,269.1
5439000	5/21/2012	43.4	43.4	0.2602	11.29	4891	41.4562%	Fecal		CFU/100 mL	200	283.2	86400	-	55,269.1
5439000	5/27/2021	43.4	43.4	0.2602	11.29	4891	41.4562%	Fecal		CFU/100 mL	200	283.2	86400	-	55,269.1
5439000	10/29/1993	43.3	43.3	0.2602	11.27	4894	41.4816%	Fecal		CFU/100 mL	200	283.2	86400	-	55,141.7
5439000	4/2/2014	43.3	43.3	0.2602	11.27	4894	41.4816%	Fecal		CFU/100 mL	200	283.2	86400	-	55,141.7
5439000	2/23/2016	43.3	43.3	0.2602	11.27	4894	41.4816%	Fecal		CFU/100 mL	200	283.2	86400	-	55,141.7
5439000	5/17/2013	43.2	43.2	0.2602	11.24	4897	41.5070%	Fecal		CFU/100 mL	200	283.2	86400	-	55,014.4
5439000	4/23/2015	43.2	43.2	0.2602	11.24	4897	41.5070%	Fecal		CFU/100 mL	200	283.2	86400	-	55,014.4
5439000	12/19/2018	43.2	43.2	0.2602	11.24	4897	41.5070%	Fecal		CFU/100 mL	200	283.2	86400	-	55,014.4
5439000	6/17/2020	43.2	43.2	0.2602	11.24	4897	41.5070%	Fecal		CFU/100 mL	200	283.2	86400	-	55,014.4
5439000	5/26/2021	43.2	43.2	0.2602	11.24	4897	41.5070%	Fecal		CFU/100 mL	200	283.2	86400	-	55,014.4
5439000	3/31/2005	43.1	43.1	0.2602	11.22	4902	41.5494%	Fecal		CFU/100 mL	200	283.2	86400	-	54,887.0
5439000	5/22/2006	43.1	43.1	0.2602	11.22	4902	41.5494%	Fecal		CFU/100 mL	200	283.2	86400	-	54,887.0
5439000	7/25/2015	43.1	43.1	0.2602	11.22	4902	41.5494%	Fecal		CFU/100 mL	200	283.2	86400	-	54,887.0
5439000	3/19/2018	43.1	43.1	0.2602	11.22	4902	41.5494%	Fecal		CFU/100 mL	200	283.2	86400	-	54,887.0
5439000	6/15/2021	43.1	43.1	0.2602	11.22	4902	41.5494%	Fecal		CFU/100 mL	200	283.2	86400	-	54,887.0
5439000	4/12/1990	43	43	0.2602	11.19	4907	41.5918%	Fecal		CFU/100 mL	200	283.2	86400	-	54,759.7
5439000	4/30/1990	43	43	0.2602	11.19	4907	41.5918%	Fecal		CFU/100 mL	200	283.2	86400	-	54,759.7
5439000	7/8/1990	43	43	0.2602	11.19	4907	41.5918%	Fecal		CFU/100 mL	200	283.2	86400	-	54,759.7
5439000	11/13/1990	43	43	0.2602	11.19	4907	41.5918%	Fecal		CFU/100 mL	200	283.2	86400	-	54,759.7
5439000	1/2/1991	43	43	0.2602	11.19	4907	41.5918%	Fecal		CFU/100 mL	200	283.2	86400	-	54,759.7
5439000	2/24/1991	43	43	0.2602	11.19	4907	41.5918%	Fecal		CFU/100 mL	200	283.2	86400	-	54,759.7
5439000	3/8/1991	43	43	0.2602	11.19	4907	41.5918%	Fecal		CFU/100 mL	200	283.2	86400	-	54,759.7
5439000	5/4/1991	43	43	0.2602	11.19	4907	41.5918%	Fecal		CFU/100 mL	200	283.2	86400	-	54,759.7
5439000	4/4/1992	43	43	0.2602	11.19	4907	41.5918%	Fecal		CFU/100 mL	200	283.2	86400	-	54,759.7
5439000	5/9/1992	43	43	0.2602	11.19	4907	41.5918%	Fecal		CFU/100 mL	200	283.2	86400	-	54,759.7
5439000	5/26/1993	43	43	0.2602	11.19	4907	41.5918%	Fecal		CFU/100 mL	200	283.2	86400	-	54,759.7
5439000	5/27/1993	43	43	0.2602	11.19	4907	41.5918%	Fecal		CFU/100 mL	200	283.2	86400	-	54,759.7
5439000	5/30/1993	43	43	0.2602	11.19	4907	41.5918%	Fecal		CFU/100 mL	200	283.2	86400	-	54,759.7
5439000	7/12/1993	43	43	0.2602	11.19	4907	41.5918%	Fecal		CFU/100 mL	200	283.2	86400	-	54,759.7
5439000	12/14/1994	43	43	0.2602	11.19	4907	41.5918%	Fecal		CFU/100 mL	200	283.2	86400	-	54,759.7
5439000	12/16/1994	43	43	0.2602	11.19	4907	41.5918%	Fecal		CFU/100 mL	200	283.2	86400	-	54,759.7
5439000	2/24/1995	43	43	0.2602	11.19	4907	41.5918%	Fecal		CFU/100 mL	200	283.2	86400	-	54,759.7
5439000	3/26/1995	43	43	0.2602	11.19	4907	41.5918%	Fecal		CFU/100 mL	200	283.2	86400	-	54,759.7
5439000	4/6/1995	43	43	0.2602	11.19	4907	41.5918%	Fecal		CFU/100 mL	200	283.2	86400	-	54,759.7
5439000	6/25/1995	43	43	0.2602	11.19	4907	41.5918%	Fecal		CFU/100 mL	200	283.2	86400	-	54,759.7
5439000	8/17/1995	43	43	0.2602	11.19	4907	41.5918%	Fecal		CFU/100 mL	200	283.2	86400	-	54,759.7
5439000	11/24/1995	43	43	0.2602	11.19	4907	41.5918%	Fecal		CFU/100 mL	200	283.2	86400	-	54,759.7
5439000	11/25/1995	43	43	0.2602	11.19	4907	41.5918%	Fecal		CFU/100 mL	200	283.2	86400	-	54,759.7
5439000	11/27/1995	43	43	0.2602	11.19	4907	41.5918%	Fecal		CFU/100 mL	200	283.2	86400	-	54,759.7
5439000	8/24/1996	43	43	0.2602	11.19	4907	41.5918%	Fecal		CFU/100 mL	200	283.2	86400	-	54,759.7
5439000	1/8/1997	43	43	0.2602	11.19	4907	41.5918%	Fecal		CFU/100 mL	200	283.2	86400	-	54,759.7
5439000	4/24/1997	43	43	0.2602	11.19	4907	41.5918%	Fecal		CFU/100 mL	200	283.2	86400	-	54,759.7
5439000	2/2/1998	43	43	0.2602	11.19	4907	41.5918%	Fecal		CFU/100 mL	200	283.2	86400	-	54,759.7
5439000	6/6/1998	43	43	0.2602	11.19	4907	41.5918%	Fecal		CFU/100 mL	200	283.2	86400	-	54,759.7
5439000	6/29/1998	43	43	0.2602	11.19	4907	41.5918%	Fecal		CFU/100 mL	200	283.2	86400	-	54,759.7
5439000	4/10/1999	43	43	0.2602	11.19	4907	41.5918%	Fecal		CFU/100 mL	200	283.2	86400	-	54,759.7
5439000	3/7/2000	43	43	0.2602	11.19	4907	41.5918%	Fecal		CFU/100 mL	200	283.2	86400	-	54,759.7
5439000	5/20/2000	43	43	0.2602	11.19	4907	41.5918%	Fecal		CFU/100 mL	200	283.2	86400	-	54,759.7
5439000	5/22/2000	43	43	0.2602	11.19	4907	41.5918%	Fecal		CFU/100 mL	200	283.2	86400	-	54,759.7
5439000	8/6/2000	43	43	0.2602	11.19	4907	41.5918%	Fecal		CFU/100 mL	200	283.2	86400	-	54,759.7
5439000	4/30/2001	43	43	0.2602	11.19	4907	41.5918%	Fecal		CFU/100 mL	200	283.2	86400	-	54,759.7
5439000	7/3/2004	43	43	0.2602	11.19	4907	41.5918%	Fecal		CFU/100 mL	200	283.2	86400	-	54,759.7
5439000	3/29/2017	43	43	0.2602	11.19	4907	41.5918%	Fecal		CFU/100 mL	200	283.2	86400	-	54,759.7
5439000	6/4/2003	42.9	42.9	0.2602	11.16	4945	41.9139%	Fecal		CFU/100 mL	200	283.2	86400	-	54,632.3
5439000	6/16/2006	42.9	42.9	0.2602	11.16	4945	41.9139%	Fecal		CFU/100 mL	200	283.2	86400	-	54,632.3
5439000	6/30/2006	42.9	42.9	0.2602	11.16	4945	41.9139%	Fecal		CFU/100 mL	200	283.2	86400	-	54,632.3
5439000	5/20/2012	42.9	42.9	0.2602	11.16	4945	41.9139%	Fecal		CFU/100 mL	200	283.2	86400	-	54,632.3
5439000	11/7/2018	42.9	42.9	0.2602	11.16	4945	41.9139%	Fecal		CFU/100 mL	200	283.2	86400	-	54,632.3
5439000	12/18/2018	42.9	42.9	0.2602	11.16	4945	41.9139%	Fecal		CFU/100 mL	200	283.2	86400	-	54,632.3
5439000	6/1/2021	42.9	42.9	0.2602	11.16	4945	41.9139%	Fecal		CFU/100 mL	200	283.2	86400	-	54,632.3
5439000	10/27/1993	42.8	42.8	0.2602	11.14	4952	41.9732%	Fecal		CFU/100 mL	200	283.2	86400	-	54,505.0
5439000	6/28/2004	42.8	42.8	0.2602	11.14	4952	41.9732%	Fecal		CFU/100 mL	200	283.2	86400	-	54,505.0
5439000	1/19/2019	42.8	42.8	0.2602	11.14	4952	41.9732%	Fecal		CFU/100 mL	200	283.2	86400	-	54,505.0
5439000	4/21/2006	42.7	42.7	0.2602	11.11	4955	41.9986%	Fecal		CFU/100 mL	200	283.2	86400	-	54,377.6
5439000	3/31/2015	42.7	42.7	0.2602	11.11	4955	41.9986%	Fecal		CFU/100 mL	200	283.2	86400	-	54,377.6
5439000	4/4/2015	42.7	42.7	0.2602	11.11	4955	41.9986%	Fecal		CFU/100 mL	200	283.2	86400	-	54,377.6
5439000	4/17/2022	79.8	79.8	0.1459	11.65	4799	40.6764%	Fecal		CFU/100 mL	200	283.2	86400	-	56,989.7
5439000	5/31/2006	42.6	42.6	0.2602	11.09	4959	42.0325%	Fecal		CFU/100 mL	200	283.2	86400	-	54,250.3
5439000	12/1/2011	42.6	42.6	0.2602	11.09	4959	42.0325%	Fecal		CFU/100 mL	200	283.2	86400	-	54,250.3
5439000	1/9/2012	42.6	42.6	0.2602	11.09	4959	42.0325%	Fecal		CFU/100 mL	200	283.2	86400	-	54,250.3
5439000	3/13/2005	42.5	42.5	0.2602	11.06	4962	42.0580%	Fecal		CFU/100 mL	200	283.2	86400	-	54,123.0
5439000	2/16/2008	42.5	42.5	0.2602	11.06	4962	42.0580%	Fecal		CFU/100 mL	200	283.2	86400	-	54,123.0
5439000	10/20/2008	42.5	42.5	0.2602	11.06	4962	42.0580%	Fecal		CFU/100 mL	200	283.2	86400	-	54,123.0
5439000	7/5/2010	42.5	42.5	0.2602	11.06	4962	42.0580%	Fecal		CFU/100 mL	200	283.2	86400	-	54,123.0
5439000	4/3/2018	42.5	42.5	0.2602	11.06	4962	42.0580%	Fecal		CFU/100 mL	200	283.2	86400	-	54,123.0
5439000	12/8/1993	42.4	42.4	0.2602	11.03	4967	42.1004%	Fecal		CFU/100 mL	200	283.2	86400	-	53,995.6
5439000	8/5/2017	42.4	42.4	0.2602	11.03	4967	42.1004%	Fecal		CFU/100 mL	200	283.2	86400	-	53,995.6
5439000	11/27/2020	42.4	42.4	0.2602	11.03	4967	42.1004%	Fecal		CFU/100 mL	200	283.2	86400	-	53,995.6
5439000	1/13/2009	42.3	42.3	0.2602	11.01	4970	42.1258%	Fecal		CFU/100 mL	200	283.2	86400	-	53,868.3
5439000	11/24/2009	42.3	42.3	0.2602	11.01	4970	42.1258%	Fecal		CFU/100 mL	200	283.2	86400	-	53,868.3
5439000	12/12/2009	42.3	42.3	0.2602	11.01	4970	42.1258%	Fecal		CFU/100 mL	200	283.2	86400	-	53,868.3
5439000	4/1/2012	42.3	42.3	0.2602	11.01	4970	42.1258%	Fecal		CFU/100 mL	200	283.2	86400	-	53,868.3
5439000	2/21/2017	42.3	42.3	0.2602	11.01	4970	42.1258%	Fecal		CFU/100 mL	200	283.2	86400	-	53,868.3
5439000	1/15/2018	42.3	42.3	0.2602	11.01	4970	42.1258%	Fecal		CFU/100 mL	200	283.2	86400	-	53,868.3
5439000	11/26/1993	42.2	42.2	0.2602	10.98	4976	42.1766%	Fecal		CFU/100 mL	200	283.2	86400	-	53,740.9
5439000	5/4/2004	42.2	42.2	0.2602	10.98	4976	42.1766%	Fecal		CFU/100 mL	200	283.2	86400	-	53,740.9
5439000	11/23/2008	42.2	42.2	0.2602	10.98	4976	42.1766%	Fecal		CFU/100 mL	200	283.2	86400	-	53,740.9
5439000	5/21/2013	42.2	42.2	0.2602	10.98	4976	42.1766%	Fecal		CFU/100 mL	200	283.2	86400	-	53,740.9
5439000	7/14/2013	42.2	42.2	0.2602	10.98	4976	42.1766%	Fecal		CFU/100 mL	200	283.2	86400	-	53,740.9
5439000	5/2/2014	42.2	42.2	0.2602	10.98	4976	42.1766%	Fecal		CFU/100 mL	200	283.2	86400	-	53,740.9
5439000	6/2/2021	42.2	42.2	0.2602	10.98	4976	42.1766%	Fecal		CFU/100 mL	200	283.2	86400	-	53,740.9
5439000	4/8/2015	42.1	42.1	0.2602	10.96	4983	42.2360%	Fecal		CFU/100 mL	200	283.2	86400	-	53,613.6
5439000	12/1/2017	42.1	42.1	0.2602	10.96	4983	42.2360%	Fecal		CFU/100 mL	200	283.2	86400	-	53,613.6
5439000	12/4/2017	42.1	42.1	0.2602	10.96	4983	42.2360%	Fecal		CFU/100 mL	200	283.2	86400	-	53,613.6
5439000	4/22/2021	42.1	42.1	0.2602	10.96	4983	42.2360%	Fecal		CFU/100 mL	200	283.2	86400	-	53,613.6
5439000	6/10/1990	42	42	0.2602	10.93	4987	42.2699%	Fecal		CFU/100 mL	200	283.2	86400	-	53,486.2
5439000	8/14/1990	42	42	0.2602	10.93	4987	42.2699%	Fecal		CFU/100 mL	200	283.2	86400	-	53,486.2
5439000	11/21/1991	42	42	0.2602	10.93	4987	42.2699%	Fecal		CFU/100 mL	200	283.2	86400	-	53,486.2
5439000	5/8/1992	42	42	0.2602	10.93	4987	42.2699%	Fecal		CFU/100 mL	200	283.2	86400	-	53,486.2
5439000	12/15/1994	42	42	0.2602	10.93	4987	42.2699%	Fecal		CFU/100 mL	200	283.2	86400	-	53,486.2
5439000	2/8/1995	42	42	0.2602	10.93	4987	42.2699%	Fecal		CFU/100 mL	200	283.2	86400	-	53,486.2
5439000	3/25/1995	42	42	0.2602	10.93	4987	42.2699%	Fecal		CFU/100 mL	200	283.2	86400	-	53,486.2
5439000	4/5/1995	42	42	0.2602	10.93	4987	42.2699%	Fecal		CFU/100 mL	200	283.2	86400	-	53,486.2
5439000	6/30/1995	42	42	0.2602	10.93	4987	42.2699%	Fecal		CFU/100 mL	200	283.2	86400	-	53,486.2
5439000	7/7/1995	42	42	0.2602	10.93	4987	42.2699%	Fecal		CFU/100 mL	200	283.2	86400	-	53,486.2
5439000	1/24/1997	42	42	0.2602	10.93	4987	42.2699%	Fecal		CFU/100 mL	200	283.2	86400	-	53,486.2
5439000	4/11/1997	42	42	0.2602	10.93	4987	42.2699%	Fecal		CFU/100 mL	200	283.2	86400	-	53,486.2
5439000	4/30/1997	42	42	0.2602	10.93	4987	42.2699%	Fecal		CFU/100 mL	200	283.2	86400	-	53,486.2
5439000	1/18/1998	42	42	0.2602	10.93	4987	42.2699%	Fecal		CFU/100 mL	200	283.2	86400	-	53,486.2
5439000	10/26/1998	42	42	0.2602	10.93	4987	42.2699%	Fecal		CFU/100 mL	200	283.2	86400	-	53,486.2
5439000	10/27/1998	42	42	0.2602	10.93	4987	42.2699%	Fecal		CFU/100 mL	200	283.2	86400	-	53,486.2

Gage ID	Date	Discharge (CFS)	Gage Discharge (less Surrogate NPDES) (CFS)	Watershed Area Ratio	Calculated flow (CFS)	Rank	Flow Exceedance %	Parameter	Results	Units (mg or micro_gram	Limit/Standard	100mL/CF	sec/day	Actual Load (million colonies/day)	Allowable Load (million colonies/day)
5439000	4/2/1999	42	42	0.2602	10.93	4987	42.2699%	Fecal		CFU/100 mL	200	283.2	86400	-	53,486.2
5439000	3/8/2000	42	42	0.2602	10.93	4987	42.2699%	Fecal		CFU/100 mL	200	283.2	86400	-	53,486.2
5439000	3/9/2000	42	42	0.2602	10.93	4987	42.2699%	Fecal		CFU/100 mL	200	283.2	86400	-	53,486.2
5439000	6/19/2001	42	42	0.2602	10.93	4987	42.2699%	Fecal		CFU/100 mL	200	283.2	86400	-	53,486.2
5439000	7/8/2009	42	42	0.2602	10.93	4987	42.2699%	Fecal		CFU/100 mL	200	283.2	86400	-	53,486.2
5439000	12/15/2009	42	42	0.2602	10.93	4987	42.2699%	Fecal		CFU/100 mL	200	283.2	86400	-	53,486.2
5439000	7/31/2010	42	42	0.2602	10.93	4987	42.2699%	Fecal		CFU/100 mL	200	283.2	86400	-	53,486.2
5439000	7/25/2011	42	42	0.2602	10.93	4987	42.2699%	Fecal		CFU/100 mL	200	283.2	86400	-	53,486.2
5439000	1/12/2012	42	42	0.2602	10.93	4987	42.2699%	Fecal		CFU/100 mL	200	283.2	86400	-	53,486.2
5439000	1/15/2012	42	42	0.2602	10.93	4987	42.2699%	Fecal		CFU/100 mL	200	283.2	86400	-	53,486.2
5439000	4/20/2012	42	42	0.2602	10.93	4987	42.2699%	Fecal		CFU/100 mL	200	283.2	86400	-	53,486.2
5439000	3/26/2013	42	42	0.2602	10.93	4987	42.2699%	Fecal		CFU/100 mL	200	283.2	86400	-	53,486.2
5439000	4/5/2015	42	42	0.2602	10.93	4987	42.2699%	Fecal		CFU/100 mL	200	283.2	86400	-	53,486.2
5439000	2/10/2016	42	42	0.2602	10.93	4987	42.2699%	Fecal		CFU/100 mL	200	283.2	86400	-	53,486.2
5439000	6/18/2020	42	42	0.2602	10.93	4987	42.2699%	Fecal		CFU/100 mL	200	283.2	86400	-	53,486.2
5439000	7/11/2003	41.9	41.9	0.2602	10.90	5018	42.5326%	Fecal		CFU/100 mL	200	283.2	86400	-	53,358.9
5439000	12/7/2009	41.9	41.9	0.2602	10.90	5018	42.5326%	Fecal		CFU/100 mL	200	283.2	86400	-	53,358.9
5439000	1/15/2010	41.9	41.9	0.2602	10.90	5018	42.5326%	Fecal		CFU/100 mL	200	283.2	86400	-	53,358.9
5439000	2/6/2010	41.9	41.9	0.2602	10.90	5018	42.5326%	Fecal		CFU/100 mL	200	283.2	86400	-	53,358.9
5439000	1/8/2012	41.9	41.9	0.2602	10.90	5018	42.5326%	Fecal		CFU/100 mL	200	283.2	86400	-	53,358.9
5439000	1/30/2020	41.9	41.9	0.2602	10.90	5018	42.5326%	Fecal		CFU/100 mL	200	283.2	86400	-	53,358.9
5439000	1/13/2007	41.8	41.8	0.2602	10.88	5024	42.5835%	Fecal		CFU/100 mL	200	283.2	86400	-	53,231.5
5439000	1/16/2018	41.8	41.8	0.2602	10.88	5024	42.5835%	Fecal		CFU/100 mL	200	283.2	86400	-	53,231.5
5439000	3/28/2018	41.8	41.8	0.2602	10.88	5024	42.5835%	Fecal		CFU/100 mL	200	283.2	86400	-	53,231.5
5439000	11/6/2018	41.8	41.8	0.2602	10.88	5024	42.5835%	Fecal		CFU/100 mL	200	283.2	86400	-	53,231.5
5439000	4/18/2022	78.2	78.2	0.1459	11.41	4874	41.3121%	Fecal		CFU/100 mL	200	283.2	86400	-	55,847.0
5439000	2/14/2017	41.7	41.7	0.2602	10.85	5028	42.6174%	Fecal		CFU/100 mL	200	283.2	86400	-	53,104.2
5439000	4/15/2018	41.7	41.7	0.2602	10.85	5028	42.6174%	Fecal		CFU/100 mL	200	283.2	86400	-	53,104.2
5439000	12/19/2019	41.7	41.7	0.2602	10.85	5028	42.6174%	Fecal		CFU/100 mL	200	283.2	86400	-	53,104.2
5439000	9/15/2007	41.6	41.6	0.2602	10.83	5031	42.6428%	Fecal		CFU/100 mL	200	283.2	86400	-	52,976.8
5439000	11/22/2008	41.6	41.6	0.2602	10.83	5031	42.6428%	Fecal		CFU/100 mL	200	283.2	86400	-	52,976.8
5439000	5/1/2010	41.6	41.6	0.2602	10.83	5031	42.6428%	Fecal		CFU/100 mL	200	283.2	86400	-	52,976.8
5439000	4/6/2011	41.6	41.6	0.2602	10.83	5031	42.6428%	Fecal		CFU/100 mL	200	283.2	86400	-	52,976.8
5439000	1/30/2016	41.6	41.6	0.2602	10.83	5031	42.6428%	Fecal		CFU/100 mL	200	283.2	86400	-	52,976.8
5439000	7/26/2019	41.6	41.6	0.2602	10.83	5031	42.6428%	Fecal		CFU/100 mL	200	283.2	86400	-	52,976.8
5439000	5/21/2021	41.6	41.6	0.2602	10.83	5031	42.6428%	Fecal		CFU/100 mL	200	283.2	86400	-	52,976.8
5439000	6/22/2008	41.5	41.5	0.2602	10.80	5038	42.7022%	Fecal		CFU/100 mL	200	283.2	86400	-	52,849.5
5439000	4/30/2010	41.5	41.5	0.2602	10.80	5038	42.7022%	Fecal		CFU/100 mL	200	283.2	86400	-	52,849.5
5439000	1/30/2012	41.5	41.5	0.2602	10.80	5038	42.7022%	Fecal		CFU/100 mL	200	283.2	86400	-	52,849.5
5439000	3/26/2012	41.5	41.5	0.2602	10.80	5038	42.7022%	Fecal		CFU/100 mL	200	283.2	86400	-	52,849.5
5439000	3/21/2017	41.5	41.5	0.2602	10.80	5038	42.7022%	Fecal		CFU/100 mL	200	283.2	86400	-	52,849.5
5439000	3/29/2018	41.5	41.5	0.2602	10.80	5038	42.7022%	Fecal		CFU/100 mL	200	283.2	86400	-	52,849.5
5439000	1/31/2020	41.5	41.5	0.2602	10.80	5038	42.7022%	Fecal		CFU/100 mL	200	283.2	86400	-	52,849.5
5439000	12/15/1993	41.4	41.4	0.2602	10.77	5045	42.7615%	Fecal		CFU/100 mL	200	283.2	86400	-	52,722.1
5439000	4/5/2002	41.4	41.4	0.2602	10.77	5045	42.7615%	Fecal		CFU/100 mL	200	283.2	86400	-	52,722.1
5439000	4/20/2004	41.4	41.4	0.2602	10.77	5045	42.7615%	Fecal		CFU/100 mL	200	283.2	86400	-	52,722.1
5439000	7/7/2010	41.4	41.4	0.2602	10.77	5045	42.7615%	Fecal		CFU/100 mL	200	283.2	86400	-	52,722.1
5439000	5/22/2012	41.4	41.4	0.2602	10.77	5045	42.7615%	Fecal		CFU/100 mL	200	283.2	86400	-	52,722.1
5439000	5/23/2014	41.4	41.4	0.2602	10.77	5045	42.7615%	Fecal		CFU/100 mL	200	283.2	86400	-	52,722.1
5439000	2/22/2019	41.4	41.4	0.2602	10.77	5045	42.7615%	Fecal		CFU/100 mL	200	283.2	86400	-	52,722.1
5439000	2/16/2002	41.3	41.3	0.2602	10.75	5052	42.8208%	Fecal		CFU/100 mL	200	283.2	86400	-	52,594.8
5439000	3/26/2005	41.3	41.3	0.2602	10.75	5052	42.8208%	Fecal		CFU/100 mL	200	283.2	86400	-	52,594.8
5439000	3/2/2010	41.3	41.3	0.2602	10.75	5052	42.8208%	Fecal		CFU/100 mL	200	283.2	86400	-	52,594.8
5439000	7/2/2011	41.3	41.3	0.2602	10.75	5052	42.8208%	Fecal		CFU/100 mL	200	283.2	86400	-	52,594.8
5439000	3/30/2015	41.3	41.3	0.2602	10.75	5052	42.8208%	Fecal		CFU/100 mL	200	283.2	86400	-	52,594.8
5439000	9/2/2016	41.3	41.3	0.2602	10.75	5052	42.8208%	Fecal		CFU/100 mL	200	283.2	86400	-	52,594.8
5439000	2/14/2008	41.2	41.2	0.2602	10.72	5058	42.8717%	Fecal		CFU/100 mL	200	283.2	86400	-	52,467.4
5439000	12/8/2009	41.2	41.2	0.2602	10.72	5058	42.8717%	Fecal		CFU/100 mL	200	283.2	86400	-	52,467.4
5439000	5/23/2013	41.2	41.2	0.2602	10.72	5058	42.8717%	Fecal		CFU/100 mL	200	283.2	86400	-	52,467.4
5439000	3/19/2017	41.2	41.2	0.2602	10.72	5058	42.8717%	Fecal		CFU/100 mL	200	283.2	86400	-	52,467.4
5439000	7/21/2021	41.2	41.2	0.2602	10.72	5058	42.8717%	Fecal		CFU/100 mL	200	283.2	86400	-	52,467.4
5439000	6/27/2002	41.1	41.1	0.2602	10.70	5063	42.9141%	Fecal		CFU/100 mL	200	283.2	86400	-	52,340.1
5439000	7/24/2008	41.1	41.1	0.2602	10.70	5063	42.9141%	Fecal		CFU/100 mL	200	283.2	86400	-	52,340.1
5439000	11/19/2009	41.1	41.1	0.2602	10.70	5063	42.9141%	Fecal		CFU/100 mL	200	283.2	86400	-	52,340.1
5439000	1/19/1990	41	41	0.2602	10.67	5066	42.9395%	Fecal		CFU/100 mL	200	283.2	86400	-	52,212.7
5439000	7/25/1990	41	41	0.2602	10.67	5066	42.9395%	Fecal		CFU/100 mL	200	283.2	86400	-	52,212.7
5439000	7/29/1990	41	41	0.2602	10.67	5066	42.9395%	Fecal		CFU/100 mL	200	283.2	86400	-	52,212.7
5439000	8/11/1990	41	41	0.2602	10.67	5066	42.9395%	Fecal		CFU/100 mL	200	283.2	86400	-	52,212.7
5439000	11/14/1990	41	41	0.2602	10.67	5066	42.9395%	Fecal		CFU/100 mL	200	283.2	86400	-	52,212.7
5439000	11/15/1990	41	41	0.2602	10.67	5066	42.9395%	Fecal		CFU/100 mL	200	283.2	86400	-	52,212.7
5439000	3/1/1991	41	41	0.2602	10.67	5066	42.9395%	Fecal		CFU/100 mL	200	283.2	86400	-	52,212.7
5439000	12/25/1991	41	41	0.2602	10.67	5066	42.9395%	Fecal		CFU/100 mL	200	283.2	86400	-	52,212.7
5439000	1/31/1992	41	41	0.2602	10.67	5066	42.9395%	Fecal		CFU/100 mL	200	283.2	86400	-	52,212.7
5439000	2/1/1992	41	41	0.2602	10.67	5066	42.9395%	Fecal		CFU/100 mL	200	283.2	86400	-	52,212.7
5439000	5/6/1992	41	41	0.2602	10.67	5066	42.9395%	Fecal		CFU/100 mL	200	283.2	86400	-	52,212.7
5439000	7/13/1993	41	41	0.2602	10.67	5066	42.9395%	Fecal		CFU/100 mL	200	283.2	86400	-	52,212.7
5439000	8/27/1993	41	41	0.2602	10.67	5066	42.9395%	Fecal		CFU/100 mL	200	283.2	86400	-	52,212.7
5439000	9/24/1993	41	41	0.2602	10.67	5066	42.9395%	Fecal		CFU/100 mL	200	283.2	86400	-	52,212.7
5439000	11/26/1995	41	41	0.2602	10.67	5066	42.9395%	Fecal		CFU/100 mL	200	283.2	86400	-	52,212.7
5439000	7/7/1996	41	41	0.2602	10.67	5066	42.9395%	Fecal		CFU/100 mL	200	283.2	86400	-	52,212.7
5439000	6/3/1997	41	41	0.2602	10.67	5066	42.9395%	Fecal		CFU/100 mL	200	283.2	86400	-	52,212.7
5439000	6/30/1998	41	41	0.2602	10.67	5066	42.9395%	Fecal		CFU/100 mL	200	283.2	86400	-	52,212.7
5439000	11/20/1998	41	41	0.2602	10.67	5066	42.9395%	Fecal		CFU/100 mL	200	283.2	86400	-	52,212.7
5439000	4/3/1999	41	41	0.2602	10.67	5066	42.9395%	Fecal		CFU/100 mL	200	283.2	86400	-	52,212.7
5439000	5/2/2001	41	41	0.2602	10.67	5066	42.9395%	Fecal		CFU/100 mL	200	283.2	86400	-	52,212.7
5439000	5/4/2001	41	41	0.2602	10.67	5066	42.9395%	Fecal		CFU/100 mL	200	283.2	86400	-	52,212.7
5439000	8/23/2002	41	41	0.2602	10.67	5066	42.9395%	Fecal		CFU/100 mL	200	283.2	86400	-	52,212.7
5439000	7/4/2007	41	41	0.2602	10.67	5066	42.9395%	Fecal		CFU/100 mL	200	283.2	86400	-	52,212.7
5439000	11/20/2011	41	41	0.2602	10.67	5066	42.9395%	Fecal		CFU/100 mL	200	283.2	86400	-	52,212.7
5439000	1/13/2012	41	41	0.2602	10.67	5066	42.9395%	Fecal		CFU/100 mL	200	283.2	86400	-	52,212.7
5439000	2/26/2017	41	41	0.2602	10.67	5066	42.9395%	Fecal		CFU/100 mL	200	283.2	86400	-	52,212.7
5439000	3/20/2018	41	41	0.2602	10.67	5066	42.9395%	Fecal		CFU/100 mL	200	283.2	86400	-	52,212.7
5439000	4/6/2002	40.9	40.9	0.2602	10.64	5094	43.1768%	Fecal		CFU/100 mL	200	283.2	86400	-	52,085.4
5439000	7/15/2018	40.9	40.9	0.2602	10.64	5094	43.1768%	Fecal		CFU/100 mL	200	283.2	86400	-	52,085.4
5439000	10/31/2013	40.8	40.8	0.2602	10.62	5096	43.1938%	Fecal		CFU/100 mL	200	283.2	86400	-	51,958.0
5439000	11/1/2016	40.8	40.8	0.2602	10.62	5096	43.1938%	Fecal		CFU/100 mL	200	283.2	86400	-	51,958.0
5439000	11/3/2017	40.8	40.8	0.2602	10.62	5096	43.1938%	Fecal		CFU/100 mL	200	283.2	86400	-	51,958.0
5439000	12/18/2019	40.8	40.8	0.2602	10.62	5096	43.1938%	Fecal		CFU/100 mL	200	283.2	86400	-	51,958.0
5439000	3/15/2006	40.7	40.7	0.2602	10.59	5100	43.2277%	Fecal		CFU/100 mL	200	283.2	86400	-	51,830.7
5439000	6/9/2007	40.7	40.7	0.2602	10.59	5100	43.2277%	Fecal		CFU/100 mL	200	283.2	86400	-	51,830.7
5439000	2/23/2012	40.7	40.7	0.2602	10.59	5100	43.2277%	Fecal		CFU/100 mL	200	283.2	86400	-	51,830.7
5439000	4/11/2004	40.6	40.6	0.2602	10.57	5103	43.2531%	Fecal		CFU/100 mL	200	283.2	86400	-	51,703.3
5439000	6/1/2010	40.6	40.6	0.2602	10.57	5103	43.2531%	Fecal		CFU/100 mL	200	283.2	86400	-	51,703.3
5439000	12/9/2016	40.6	40.6	0.2602	10.57	5103	43.2531%	Fecal		CFU/100 mL	200	283.2	86400	-	51,703.3
5439000	12/2/2017	40.6	40.6	0.2602	10.57	5103	43.2531%	Fecal		CFU/100 mL	200	283.2	86400	-	51,703.3
5439000	1/27/2018	40.6	40.6	0.2602	10.57	5103	43.2531%	Fecal		CFU/100 mL	200	283.2	86400	-	51,703.3
5439000	3/31/2018	40.6	40.6	0.2602	10.57	5103	43.2531%	Fecal		CFU/100 mL	200	283.2	86400	-	51,703.3
5439000	6/5/2018	40.6	40.6	0.2602	10.57	5103	43.2531%	Fecal		CFU/100 mL	200	283.2	86400	-	51,703.3
5439000	6/19/2020	40.6	40.6	0.2602	10.57	5103	43.2531%	Fecal		CFU/100 mL	200	283.2	86400	-	51,703.3
5439000	7/1/2020	40.6	40.6	0.2602	10.57	5103	43.2531%	Fecal		CFU/100 mL	200	283.2	86400	-	51,703.3
5439000	3/20/2022	76	76	0.1459	11.09	4958	42.0241%	Fecal		CFU/100 mL	200	283.2	86400	-	54,275.9
5439000	12/17/1993	40.5	40.5	0.2602	10.54	5112	43.3294%	Fecal		CFU/100 mL	200	283.2	86400	-	51,576.0
5439000	4/4/2002	40.5	40.5	0.2602	10.54	5112	43.3294%	Fecal		CFU/100 mL	200	283.2	86400	-	51,576.0
5439000	5/25/2008	40.5	40.5	0.2602	10.54	5112	43.3294%	Fecal		CFU/100 mL	200	283.2	86400	-	51,576.0
5439000	6/9/2013	40.5	40.5	0.2602	10.54	5112	43.3294%	Fecal		CFU/100 mL	200	283.2	86400	-	51,576.0
5439000	7/1/2016	40.5	40.5	0.2602	10.54	5112	43.3294%	Fecal		CFU/100 mL	200	283.2	86400	-	51,576.0
5439000	8/31/2009	40.4	40.4	0.2602	10.51	5117	43.3718%	Fecal		CFU/100 mL	200	283.2	86400	-	51,448.6
5439000	4/29/2010	40.4	40.4	0.2602	10.51	5117	43.3718%	Fecal		CFU/100 mL	200	283.2	86400	-	51,448.6
5439000	4/23/2021	40.4	40.4	0.2602	10.51	5117	43.3718%	Fecal		CFU/100 mL	200	283.2	86400	-	51,448.6
5439000	5/8/2006	40.3	40.3	0.2602	10.49	5120	43.3972%	Fecal		CFU/100 mL	200	283.2	86400	-	51,321.3
5439000	5/23/2006	40.3	40.3	0.2602	10.49	5120	43.3972%	Fecal		CFU/100 mL	200	283.2	86400	-	51,321.3
5439000	2/12/2008	40.3	40.3	0.2602	10.49	5120	43.3972%	Fecal		CFU/100 mL	200	283.2	86400	-	51,321.3
5439000	11/11/2008	40.3	40.3	0.2602	10.49	5120	43.3972%	Fecal		CFU/100 mL	200	283.2	86400	-	51,321.3
5439000	12/31/2016	40.3	40.3	0.2602	10.49	5120	43.3972%	Fecal		CFU/100 mL	200	283.2	86400	-	51,321.3
5439000	12/3/2017	40.3	40.3	0.2602	10.49	5120	43.3972%	Fecal		CFU/100 mL	200	283.2	86400	-	51,321.3

Gage ID	Date	Discharge (CFS)	Gage Discharge (less Surrogate NPDES) (CFS)	Watershed Area Ratio	Calculated flow (CFS)	Rank	Flow Exceedance %	Parameter	Results	Units (mg or micro_gram	Limit/Standard	100mL/CF	sec/day	Actual Load (million colonies/day)	Allowable Load (million colonies/day)
5439000	12/16/1993	40.2	40.2	0.2602	10.46	5126	43.4480%	Fecal		CFU/100 mL	200	283.2	86400	-	51,193.9
5439000	4/3/1994	40.2	40.2	0.2602	10.46	5126	43.4480%	Fecal		CFU/100 mL	200	283.2	86400	-	51,193.9
5439000	5/19/2005	40.2	40.2	0.2602	10.46	5126	43.4480%	Fecal		CFU/100 mL	200	283.2	86400	-	51,193.9
5439000	1/29/2016	40.2	40.2	0.2602	10.46	5126	43.4480%	Fecal		CFU/100 mL	200	283.2	86400	-	51,193.9
5439000	1/17/2018	40.2	40.2	0.2602	10.46	5126	43.4480%	Fecal		CFU/100 mL	200	283.2	86400	-	51,193.9
5439000	7/12/2019	40.2	40.2	0.2602	10.46	5126	43.4480%	Fecal		CFU/100 mL	200	283.2	86400	-	51,193.9
5439000	4/28/2010	40.1	40.1	0.2602	10.44	5132	43.4989%	Fecal		CFU/100 mL	200	283.2	86400	-	51,066.6
5439000	5/24/2012	40.1	40.1	0.2602	10.44	5132	43.4989%	Fecal		CFU/100 mL	200	283.2	86400	-	51,066.6
5439000	6/10/2013	40.1	40.1	0.2602	10.44	5132	43.4989%	Fecal		CFU/100 mL	200	283.2	86400	-	51,066.6
5439000	4/22/2014	40.1	40.1	0.2602	10.44	5132	43.4989%	Fecal		CFU/100 mL	200	283.2	86400	-	51,066.6
5439000	11/7/2016	40.1	40.1	0.2602	10.44	5132	43.4989%	Fecal		CFU/100 mL	200	283.2	86400	-	51,066.6
5439000	6/12/1990	40	40	0.2602	10.41	5139	43.5582%	Fecal		CFU/100 mL	200	283.2	86400	-	50,939.3
5439000	7/9/1990	40	40	0.2602	10.41	5139	43.5582%	Fecal		CFU/100 mL	200	283.2	86400	-	50,939.3
5439000	5/12/1992	40	40	0.2602	10.41	5139	43.5582%	Fecal		CFU/100 mL	200	283.2	86400	-	50,939.3
5439000	5/31/1993	40	40	0.2602	10.41	5139	43.5582%	Fecal		CFU/100 mL	200	283.2	86400	-	50,939.3
5439000	1/2/1994	40	40	0.2602	10.41	5139	43.5582%	Fecal		CFU/100 mL	200	283.2	86400	-	50,939.3
5439000	2/3/1995	40	40	0.2602	10.41	5139	43.5582%	Fecal		CFU/100 mL	200	283.2	86400	-	50,939.3
5439000	2/9/1995	40	40	0.2602	10.41	5139	43.5582%	Fecal		CFU/100 mL	200	283.2	86400	-	50,939.3
5439000	2/26/1995	40	40	0.2602	10.41	5139	43.5582%	Fecal		CFU/100 mL	200	283.2	86400	-	50,939.3
5439000	3/1/1995	40	40	0.2602	10.41	5139	43.5582%	Fecal		CFU/100 mL	200	283.2	86400	-	50,939.3
5439000	4/15/1996	40	40	0.2602	10.41	5139	43.5582%	Fecal		CFU/100 mL	200	283.2	86400	-	50,939.3
5439000	4/25/1997	40	40	0.2602	10.41	5139	43.5582%	Fecal		CFU/100 mL	200	283.2	86400	-	50,939.3
5439000	6/16/1997	40	40	0.2602	10.41	5139	43.5582%	Fecal		CFU/100 mL	200	283.2	86400	-	50,939.3
5439000	6/7/1998	40	40	0.2602	10.41	5139	43.5582%	Fecal		CFU/100 mL	200	283.2	86400	-	50,939.3
5439000	12/19/1998	40	40	0.2602	10.41	5139	43.5582%	Fecal		CFU/100 mL	200	283.2	86400	-	50,939.3
5439000	4/6/1999	40	40	0.2602	10.41	5139	43.5582%	Fecal		CFU/100 mL	200	283.2	86400	-	50,939.3
5439000	7/2/1999	40	40	0.2602	10.41	5139	43.5582%	Fecal		CFU/100 mL	200	283.2	86400	-	50,939.3
5439000	5/3/2000	40	40	0.2602	10.41	5139	43.5582%	Fecal		CFU/100 mL	200	283.2	86400	-	50,939.3
5439000	5/28/2001	40	40	0.2602	10.41	5139	43.5582%	Fecal		CFU/100 mL	200	283.2	86400	-	50,939.3
5439000	6/23/2007	40	40	0.2602	10.41	5139	43.5582%	Fecal		CFU/100 mL	200	283.2	86400	-	50,939.3
5439000	12/31/2007	40	40	0.2602	10.41	5139	43.5582%	Fecal		CFU/100 mL	200	283.2	86400	-	50,939.3
5439000	1/3/2008	40	40	0.2602	10.41	5139	43.5582%	Fecal		CFU/100 mL	200	283.2	86400	-	50,939.3
5439000	1/22/2008	40	40	0.2602	10.41	5139	43.5582%	Fecal		CFU/100 mL	200	283.2	86400	-	50,939.3
5439000	1/14/2012	40	40	0.2602	10.41	5139	43.5582%	Fecal		CFU/100 mL	200	283.2	86400	-	50,939.3
5439000	2/15/2017	40	40	0.2602	10.41	5139	43.5582%	Fecal		CFU/100 mL	200	283.2	86400	-	50,939.3
5439000	6/29/2017	40	40	0.2602	10.41	5139	43.5582%	Fecal		CFU/100 mL	200	283.2	86400	-	50,939.3
5439000	4/24/2021	40	40	0.2602	10.41	5139	43.5582%	Fecal		CFU/100 mL	200	283.2	86400	-	50,939.3
5439000	6/3/2021	40	40	0.2602	10.41	5139	43.5582%	Fecal		CFU/100 mL	200	283.2	86400	-	50,939.3
5439000	4/12/1994	39.9	39.9	0.2602	10.38	5166	43.7871%	Fecal		CFU/100 mL	200	283.2	86400	-	50,811.9
5439000	6/17/2006	39.9	39.9	0.2602	10.38	5166	43.7871%	Fecal		CFU/100 mL	200	283.2	86400	-	50,811.9
5439000	5/23/2012	39.9	39.9	0.2602	10.38	5166	43.7871%	Fecal		CFU/100 mL	200	283.2	86400	-	50,811.9
5439000	9/21/2016	39.9	39.9	0.2602	10.38	5166	43.7871%	Fecal		CFU/100 mL	200	283.2	86400	-	50,811.9
5439000	4/16/2018	39.9	39.9	0.2602	10.38	5166	43.7871%	Fecal		CFU/100 mL	200	283.2	86400	-	50,811.9
5439000	4/12/2005	39.8	39.8	0.2602	10.36	5172	43.8379%	Fecal		CFU/100 mL	200	283.2	86400	-	50,684.6
5439000	5/2/2010	39.8	39.8	0.2602	10.36	5172	43.8379%	Fecal		CFU/100 mL	200	283.2	86400	-	50,684.6
5439000	7/11/2018	39.8	39.8	0.2602	10.36	5172	43.8379%	Fecal		CFU/100 mL	200	283.2	86400	-	50,684.6
5439000	11/26/2001	39.7	39.7	0.2602	10.33	5175	43.8634%	Fecal		CFU/100 mL	200	283.2	86400	-	50,557.2
5439000	10/18/2008	39.7	39.7	0.2602	10.33	5175	43.8634%	Fecal		CFU/100 mL	200	283.2	86400	-	50,557.2
5439000	5/20/2013	39.7	39.7	0.2602	10.33	5175	43.8634%	Fecal		CFU/100 mL	200	283.2	86400	-	50,557.2
5439000	8/22/2014	39.7	39.7	0.2602	10.33	5175	43.8634%	Fecal		CFU/100 mL	200	283.2	86400	-	50,557.2
5439000	2/27/2017	39.7	39.7	0.2602	10.33	5175	43.8634%	Fecal		CFU/100 mL	200	283.2	86400	-	50,557.2
5439000	4/3/2006	39.6	39.6	0.2602	10.31	5180	43.9057%	Fecal		CFU/100 mL	200	283.2	86400	-	50,429.9
5439000	7/30/2007	39.6	39.6	0.2602	10.31	5180	43.9057%	Fecal		CFU/100 mL	200	283.2	86400	-	50,429.9
5439000	5/24/2008	39.6	39.6	0.2602	10.31	5180	43.9057%	Fecal		CFU/100 mL	200	283.2	86400	-	50,429.9
5439000	12/22/2018	39.6	39.6	0.2602	10.31	5180	43.9057%	Fecal		CFU/100 mL	200	283.2	86400	-	50,429.9
5439000	6/21/2020	39.6	39.6	0.2602	10.31	5180	43.9057%	Fecal		CFU/100 mL	200	283.2	86400	-	50,429.9
5439000	5/3/2004	39.5	39.5	0.2602	10.28	5185	43.9481%	Fecal		CFU/100 mL	200	283.2	86400	-	50,302.5
5439000	6/29/2004	39.5	39.5	0.2602	10.28	5185	43.9481%	Fecal		CFU/100 mL	200	283.2	86400	-	50,302.5
5439000	4/29/2012	39.5	39.5	0.2602	10.28	5185	43.9481%	Fecal		CFU/100 mL	200	283.2	86400	-	50,302.5
5439000	7/10/2016	39.5	39.5	0.2602	10.28	5185	43.9481%	Fecal		CFU/100 mL	200	283.2	86400	-	50,302.5
5439000	6/22/2020	39.5	39.5	0.2602	10.28	5185	43.9481%	Fecal		CFU/100 mL	200	283.2	86400	-	50,302.5
5439000	3/20/2004	39.3	39.3	0.2602	10.23	5191	43.9990%	Fecal		CFU/100 mL	200	283.2	86400	-	50,047.8
5439000	6/25/2017	39.3	39.3	0.2602	10.23	5191	43.9990%	Fecal		CFU/100 mL	200	283.2	86400	-	50,047.8
5439000	10/14/2018	39.3	39.3	0.2602	10.23	5191	43.9990%	Fecal		CFU/100 mL	200	283.2	86400	-	50,047.8
5439000	2/11/2008	39.2	39.2	0.2602	10.20	5194	44.0244%	Fecal		CFU/100 mL	200	283.2	86400	-	49,920.5
5439000	7/6/2010	39.2	39.2	0.2602	10.20	5194	44.0244%	Fecal		CFU/100 mL	200	283.2	86400	-	49,920.5
5439000	4/11/2014	39.2	39.2	0.2602	10.20	5194	44.0244%	Fecal		CFU/100 mL	200	283.2	86400	-	49,920.5
5439000	7/22/2014	39.2	39.2	0.2602	10.20	5194	44.0244%	Fecal		CFU/100 mL	200	283.2	86400	-	49,920.5
5439000	7/16/2019	39.2	39.2	0.2602	10.20	5194	44.0244%	Fecal		CFU/100 mL	200	283.2	86400	-	49,920.5
5439000	6/16/1994	39.1	39.1	0.2602	10.17	5200	44.0753%	Fecal		CFU/100 mL	200	283.2	86400	-	49,793.1
5439000	6/18/2006	39.1	39.1	0.2602	10.17	5200	44.0753%	Fecal		CFU/100 mL	200	283.2	86400	-	49,793.1
5439000	10/23/2008	39.1	39.1	0.2602	10.17	5200	44.0753%	Fecal		CFU/100 mL	200	283.2	86400	-	49,793.1
5439000	5/18/2013	39.1	39.1	0.2602	10.17	5200	44.0753%	Fecal		CFU/100 mL	200	283.2	86400	-	49,793.1
5439000	1/27/2016	39.1	39.1	0.2602	10.17	5200	44.0753%	Fecal		CFU/100 mL	200	283.2	86400	-	49,793.1
5439000	10/13/2017	39.1	39.1	0.2602	10.17	5200	44.0753%	Fecal		CFU/100 mL	200	283.2	86400	-	49,793.1
5439000	5/1/1990	39	39	0.2602	10.15	5206	44.1261%	Fecal		CFU/100 mL	200	283.2	86400	-	49,665.8
5439000	6/11/1990	39	39	0.2602	10.15	5206	44.1261%	Fecal		CFU/100 mL	200	283.2	86400	-	49,665.8
5439000	6/13/1990	39	39	0.2602	10.15	5206	44.1261%	Fecal		CFU/100 mL	200	283.2	86400	-	49,665.8
5439000	8/27/1990	39	39	0.2602	10.15	5206	44.1261%	Fecal		CFU/100 mL	200	283.2	86400	-	49,665.8
5439000	11/16/1990	39	39	0.2602	10.15	5206	44.1261%	Fecal		CFU/100 mL	200	283.2	86400	-	49,665.8
5439000	3/9/1991	39	39	0.2602	10.15	5206	44.1261%	Fecal		CFU/100 mL	200	283.2	86400	-	49,665.8
5439000	6/18/1991	39	39	0.2602	10.15	5206	44.1261%	Fecal		CFU/100 mL	200	283.2	86400	-	49,665.8
5439000	12/26/1991	39	39	0.2602	10.15	5206	44.1261%	Fecal		CFU/100 mL	200	283.2	86400	-	49,665.8
5439000	1/8/1992	39	39	0.2602	10.15	5206	44.1261%	Fecal		CFU/100 mL	200	283.2	86400	-	49,665.8
5439000	2/9/1992	39	39	0.2602	10.15	5206	44.1261%	Fecal		CFU/100 mL	200	283.2	86400	-	49,665.8
5439000	4/5/1992	39	39	0.2602	10.15	5206	44.1261%	Fecal		CFU/100 mL	200	283.2	86400	-	49,665.8
5439000	4/10/1992	39	39	0.2602	10.15	5206	44.1261%	Fecal		CFU/100 mL	200	283.2	86400	-	49,665.8
5439000	5/7/1992	39	39	0.2602	10.15	5206	44.1261%	Fecal		CFU/100 mL	200	283.2	86400	-	49,665.8
5439000	7/31/1992	39	39	0.2602	10.15	5206	44.1261%	Fecal		CFU/100 mL	200	283.2	86400	-	49,665.8
5439000	2/19/1993	39	39	0.2602	10.15	5206	44.1261%	Fecal		CFU/100 mL	200	283.2	86400	-	49,665.8
5439000	8/4/1993	39	39	0.2602	10.15	5206	44.1261%	Fecal		CFU/100 mL	200	283.2	86400	-	49,665.8
5439000	11/4/1995	39	39	0.2602	10.15	5206	44.1261%	Fecal		CFU/100 mL	200	283.2	86400	-	49,665.8
5439000	2/13/1996	39	39	0.2602	10.15	5206	44.1261%	Fecal		CFU/100 mL	200	283.2	86400	-	49,665.8
5439000	8/25/1996	39	39	0.2602	10.15	5206	44.1261%	Fecal		CFU/100 mL	200	283.2	86400	-	49,665.8
5439000	4/10/1997	39	39	0.2602	10.15	5206	44.1261%	Fecal		CFU/100 mL	200	283.2	86400	-	49,665.8
5439000	1/3/1998	39	39	0.2602	10.15	5206	44.1261%	Fecal		CFU/100 mL	200	283.2	86400	-	49,665.8
5439000	7/13/1998	39	39	0.2602	10.15	5206	44.1261%	Fecal		CFU/100 mL	200	283.2	86400	-	49,665.8
5439000	4/8/1999	39	39	0.2602	10.15	5206	44.1261%	Fecal		CFU/100 mL	200	283.2	86400	-	49,665.8
5439000	5/21/2000	39	39	0.2602	10.15	5206	44.1261%	Fecal		CFU/100 mL	200	283.2	86400	-	49,665.8
5439000	7/18/2000	39	39	0.2602	10.15	5206	44.1261%	Fecal		CFU/100 mL	200	283.2	86400	-	49,665.8
5439000	11/14/2000	39	39	0.2602	10.15	5206	44.1261%	Fecal		CFU/100 mL	200	283.2	86400	-	49,665.8
5439000	2/6/2001	39	39	0.2602	10.15	5206	44.1261%	Fecal		CFU/100 mL	200	283.2	86400	-	49,665.8
5439000	5/31/2001	39	39	0.2602	10.15	5206	44.1261%	Fecal		CFU/100 mL	200	283.2	86400	-	49,665.8
5439000	6/23/2001	39	39	0.2602	10.15	5206	44.1261%	Fecal		CFU/100 mL	200	283.2	86400	-	49,665.8
5439000	7/6/2009	39	39	0.2602	10.15	5206	44.1261%	Fecal		CFU/100 mL	200	283.2	86400	-	49,665.8
5439000	2/17/2012	39	39	0.2602	10.15	5206	44.1261%	Fecal		CFU/100 mL	200	283.2	86400	-	49,665.8
5439000	2/13/2017	39	39	0.2602	10.15	5206	44.1261%	Fecal		CFU/100 mL	200	283.2	86400	-	49,665.8
5439000	6/20/2020	39	39	0.2602	10.15	5206	44.1261%	Fecal		CFU/100 mL	200	283.2	86400	-	49,665.8
5439000	4/7/2011	38.9	38.9	0.2602	10.12	5239	44.4058%	Fecal		CFU/100 mL	200	283.2	86400	-	49,538.4
5439000	3/29/2012	38.9	38.9	0.2602	10.12	5239	44.4058%	Fecal		CFU/100 mL	200	283.2	86400	-	49,538.4
5439000	3/31/2012	38.9	38.9	0.2602	10.12	5239	44.4058%	Fecal		CFU/100 mL	200	283.2	86400	-	49,538.4
5439000	3/24/2017	38.9	38.9	0.2602	10.12	5239	44.4058%	Fecal		CFU/100 mL	200	283.2	86400	-	49,538.4
5439000	6/23/2020	38.9	38.9	0.2602	10.12	5239	44.4058%	Fecal		CFU/100 mL	200	283.2	86400	-	49,538.4
5439000	11/13/1993	38.8	38.8	0.2602	10.10	5245	44.4567%	Fecal		CFU/100 mL	200	283.2	86400	-	49,411.1
5439000	3/25/2005	38.8	38.8	0.2602	10.10	5245	44.4567%	Fecal		CFU/100 mL	200	283.2	86400	-	49,411.1
5439000	4/22/2006	38.8	38.8	0.2602	10.10	5245	44.4567%	Fecal		CFU/100 mL	200	283.2	86400	-	49,411.1
5439000	5/23/2021	38.8	38.8	0.2602	10.10	5245	44.4567%	Fecal		CFU/100 mL	200	283.2	86400	-	49,411.1
5439000	3/14/2005	38.7	38.7	0.2602	10.07	5249	44.4906%	Fecal		CFU/100 mL	200	283.2	86400	-	49,283.7
5439000	12/2/2011	38.7	38.7	0.2602	10.07	5249	44.4906%	Fecal		CFU/100 mL	200	283.2	86400	-	49,283.7
5439000	5/14/2007	38.6	38.6	0.2602	10.04	5251	44.5075%	Fecal		CFU/100 mL	200	283.2	86400	-	49,156.4
5439000	11/25/2008	38.6	38.6	0.2602	10.04	5251	44.5075%	Fecal		CFU/100 mL	200	283.2	86400	-	49,156.4
5439000	11/12/2017	38.6	38.6	0.2602	10.04	5251	44.5075%	Fecal		CFU/100 mL	200	283.2	86400	-	49,156.4
5439000	12/22/2007	38.5	38.5	0.2602	10.02	5254	44.5330%	Fecal		CFU/100 mL	200	283.2	86400	-	49,029.0
5439000	2/24/2008	38.5	38.5	0.2602	10.02	5254	44.5330%	Fecal		CFU/100 mL	200	283.2	86400	-	49,029.0
5439000	6/3/2010	38.5	38.5	0.2602	10.02	5254	44.5330%	Fecal		CFU/100 mL	200	283.2	86400	-	49,029.0

Gage ID	Date	Discharge (CFS)	Gage Discharge (less Surrogate NPDES) (CFS)	Watershed Area Ratio	Calculated flow (CFS)	Rank	Flow Exceedance %	Parameter	Results	Units (mg or micro_gram	Limit/Standard	100mL/CF	sec/day	Actual Load (million colonies/day)	Allowable Load (million colonies/day)
5439000	11/22/2011	38.5	38.5	0.2602	10.02	5254	44.5330%	Fecal		CFU/100 mL	200	283.2	86400	-	49,029.0
5439000	11/23/2011	38.5	38.5	0.2602	10.02	5254	44.5330%	Fecal		CFU/100 mL	200	283.2	86400	-	49,029.0
5439000	4/28/2012	38.5	38.5	0.2602	10.02	5254	44.5330%	Fecal		CFU/100 mL	200	283.2	86400	-	49,029.0
5439000	8/26/2019	38.5	38.5	0.2602	10.02	5254	44.5330%	Fecal		CFU/100 mL	200	283.2	86400	-	49,029.0
5439000	4/2/2005	38.4	38.4	0.2602	9.99	5261	44.5923%	Fecal		CFU/100 mL	200	283.2	86400	-	48,901.7
5439000	6/27/2007	38.4	38.4	0.2602	9.99	5261	44.5923%	Fecal		CFU/100 mL	200	283.2	86400	-	48,901.7
5439000	5/19/2013	38.4	38.4	0.2602	9.99	5261	44.5923%	Fecal		CFU/100 mL	200	283.2	86400	-	48,901.7
5439000	12/14/2020	38.4	38.4	0.2602	9.99	5261	44.5923%	Fecal		CFU/100 mL	200	283.2	86400	-	48,901.7
5439000	5/22/2021	38.4	38.4	0.2602	9.99	5261	44.5923%	Fecal		CFU/100 mL	200	283.2	86400	-	48,901.7
5439000	11/18/2003	38.3	38.3	0.2602	9.97	5266	44.6347%	Fecal		CFU/100 mL	200	283.2	86400	-	48,774.3
5439000	2/29/2004	38.3	38.3	0.2602	9.97	5266	44.6347%	Fecal		CFU/100 mL	200	283.2	86400	-	48,774.3
5439000	1/17/2009	38.3	38.3	0.2602	9.97	5266	44.6347%	Fecal		CFU/100 mL	200	283.2	86400	-	48,774.3
5439000	7/10/2020	38.3	38.3	0.2602	9.97	5266	44.6347%	Fecal		CFU/100 mL	200	283.2	86400	-	48,774.3
5439000	12/10/1993	38.2	38.2	0.2602	9.94	5270	44.6686%	Fecal		CFU/100 mL	200	283.2	86400	-	48,647.0
5439000	2/15/2002	38.2	38.2	0.2602	9.94	5270	44.6686%	Fecal		CFU/100 mL	200	283.2	86400	-	48,647.0
5439000	4/6/2006	38.2	38.2	0.2602	9.94	5270	44.6686%	Fecal		CFU/100 mL	200	283.2	86400	-	48,647.0
5439000	7/26/2015	38.2	38.2	0.2602	9.94	5270	44.6686%	Fecal		CFU/100 mL	200	283.2	86400	-	48,647.0
5439000	4/4/2018	38.2	38.2	0.2602	9.94	5270	44.6686%	Fecal		CFU/100 mL	200	283.2	86400	-	48,647.0
5439000	7/20/2020	38.2	38.2	0.2602	9.94	5270	44.6686%	Fecal		CFU/100 mL	200	283.2	86400	-	48,647.0
5439000	3/6/2022	71.4	71.4	0.1459	10.42	5137	43.5413%	Fecal		CFU/100 mL	200	283.2	86400	-	50,990.7
5439000	3/28/2022	71.4	71.4	0.1459	10.42	5137	43.5413%	Fecal		CFU/100 mL	200	283.2	86400	-	50,990.7
5439000	4/4/1994	38.1	38.1	0.2602	9.91	5276	44.7194%	Fecal		CFU/100 mL	200	283.2	86400	-	48,519.6
5439000	1/16/2010	38.1	38.1	0.2602	9.91	5276	44.7194%	Fecal		CFU/100 mL	200	283.2	86400	-	48,519.6
5439000	2/25/2016	38.1	38.1	0.2602	9.91	5276	44.7194%	Fecal		CFU/100 mL	200	283.2	86400	-	48,519.6
5439000	6/20/2021	38.1	38.1	0.2602	9.91	5276	44.7194%	Fecal		CFU/100 mL	200	283.2	86400	-	48,519.6
5439000	7/11/1990	38	38	0.2602	9.89	5280	44.7533%	Fecal		CFU/100 mL	200	283.2	86400	-	48,392.3
5439000	11/1/1991	38	38	0.2602	9.89	5280	44.7533%	Fecal		CFU/100 mL	200	283.2	86400	-	48,392.3
5439000	12/29/1991	38	38	0.2602	9.89	5280	44.7533%	Fecal		CFU/100 mL	200	283.2	86400	-	48,392.3
5439000	4/6/1992	38	38	0.2602	9.89	5280	44.7533%	Fecal		CFU/100 mL	200	283.2	86400	-	48,392.3
5439000	4/14/1992	38	38	0.2602	9.89	5280	44.7533%	Fecal		CFU/100 mL	200	283.2	86400	-	48,392.3
5439000	9/22/1992	38	38	0.2602	9.89	5280	44.7533%	Fecal		CFU/100 mL	200	283.2	86400	-	48,392.3
5439000	7/14/1993	38	38	0.2602	9.89	5280	44.7533%	Fecal		CFU/100 mL	200	283.2	86400	-	48,392.3
5439000	9/5/1993	38	38	0.2602	9.89	5280	44.7533%	Fecal		CFU/100 mL	200	283.2	86400	-	48,392.3
5439000	10/30/1993	38	38	0.2602	9.89	5280	44.7533%	Fecal		CFU/100 mL	200	283.2	86400	-	48,392.3
5439000	12/14/1993	38	38	0.2602	9.89	5280	44.7533%	Fecal		CFU/100 mL	200	283.2	86400	-	48,392.3
5439000	2/4/1995	38	38	0.2602	9.89	5280	44.7533%	Fecal		CFU/100 mL	200	283.2	86400	-	48,392.3
5439000	3/10/1995	38	38	0.2602	9.89	5280	44.7533%	Fecal		CFU/100 mL	200	283.2	86400	-	48,392.3
5439000	4/7/1995	38	38	0.2602	9.89	5280	44.7533%	Fecal		CFU/100 mL	200	283.2	86400	-	48,392.3
5439000	4/9/1997	38	38	0.2602	9.89	5280	44.7533%	Fecal		CFU/100 mL	200	283.2	86400	-	48,392.3
5439000	4/26/1997	38	38	0.2602	9.89	5280	44.7533%	Fecal		CFU/100 mL	200	283.2	86400	-	48,392.3
5439000	4/27/1997	38	38	0.2602	9.89	5280	44.7533%	Fecal		CFU/100 mL	200	283.2	86400	-	48,392.3
5439000	4/28/1997	38	38	0.2602	9.89	5280	44.7533%	Fecal		CFU/100 mL	200	283.2	86400	-	48,392.3
5439000	6/4/1997	38	38	0.2602	9.89	5280	44.7533%	Fecal		CFU/100 mL	200	283.2	86400	-	48,392.3
5439000	6/8/1998	38	38	0.2602	9.89	5280	44.7533%	Fecal		CFU/100 mL	200	283.2	86400	-	48,392.3
5439000	10/31/1998	38	38	0.2602	9.89	5280	44.7533%	Fecal		CFU/100 mL	200	283.2	86400	-	48,392.3
5439000	5/4/2000	38	38	0.2602	9.89	5280	44.7533%	Fecal		CFU/100 mL	200	283.2	86400	-	48,392.3
5439000	5/3/2001	38	38	0.2602	9.89	5280	44.7533%	Fecal		CFU/100 mL	200	283.2	86400	-	48,392.3
5439000	6/20/2001	38	38	0.2602	9.89	5280	44.7533%	Fecal		CFU/100 mL	200	283.2	86400	-	48,392.3
5439000	12/14/2001	38	38	0.2602	9.89	5280	44.7533%	Fecal		CFU/100 mL	200	283.2	86400	-	48,392.3
5439000	3/15/2004	38	38	0.2602	9.89	5280	44.7533%	Fecal		CFU/100 mL	200	283.2	86400	-	48,392.3
5439000	1/12/2005	38	38	0.2602	9.89	5280	44.7533%	Fecal		CFU/100 mL	200	283.2	86400	-	48,392.3
5439000	5/21/2005	38	38	0.2602	9.89	5280	44.7533%	Fecal		CFU/100 mL	200	283.2	86400	-	48,392.3
5439000	6/24/2007	38	38	0.2602	9.89	5280	44.7533%	Fecal		CFU/100 mL	200	283.2	86400	-	48,392.3
5439000	1/2/2008	38	38	0.2602	9.89	5280	44.7533%	Fecal		CFU/100 mL	200	283.2	86400	-	48,392.3
5439000	7/10/2009	38	38	0.2602	9.89	5280	44.7533%	Fecal		CFU/100 mL	200	283.2	86400	-	48,392.3
5439000	7/29/2011	38	38	0.2602	9.89	5280	44.7533%	Fecal		CFU/100 mL	200	283.2	86400	-	48,392.3
5439000	1/15/2017	38	38	0.2602	9.89	5280	44.7533%	Fecal		CFU/100 mL	200	283.2	86400	-	48,392.3
5439000	6/28/2017	38	38	0.2602	9.89	5280	44.7533%	Fecal		CFU/100 mL	200	283.2	86400	-	48,392.3
5439000	4/20/2022	71	71	0.1459	10.36	5171	43.8295%	Fecal		CFU/100 mL	200	283.2	86400	-	50,705.1
5439000	10/13/2001	37.9	37.9	0.2602	9.86	5313	45.0331%	Fecal		CFU/100 mL	200	283.2	86400	-	48,264.9
5439000	2/17/2002	37.9	37.9	0.2602	9.86	5313	45.0331%	Fecal		CFU/100 mL	200	283.2	86400	-	48,264.9
5439000	1/29/2006	37.9	37.9	0.2602	9.86	5313	45.0331%	Fecal		CFU/100 mL	200	283.2	86400	-	48,264.9
5439000	6/5/2010	37.9	37.9	0.2602	9.86	5313	45.0331%	Fecal		CFU/100 mL	200	283.2	86400	-	48,264.9
5439000	4/2/2012	37.9	37.9	0.2602	9.86	5313	45.0331%	Fecal		CFU/100 mL	200	283.2	86400	-	48,264.9
5439000	11/10/2017	37.9	37.9	0.2602	9.86	5313	45.0331%	Fecal		CFU/100 mL	200	283.2	86400	-	48,264.9
5439000	2/12/2002	37.8	37.8	0.2602	9.84	5319	45.0839%	Fecal		CFU/100 mL	200	283.2	86400	-	48,137.6
5439000	5/5/2004	37.8	37.8	0.2602	9.84	5319	45.0839%	Fecal		CFU/100 mL	200	283.2	86400	-	48,137.6
5439000	5/9/2006	37.8	37.8	0.2602	9.84	5319	45.0839%	Fecal		CFU/100 mL	200	283.2	86400	-	48,137.6
5439000	6/1/2006	37.8	37.8	0.2602	9.84	5319	45.0839%	Fecal		CFU/100 mL	200	283.2	86400	-	48,137.6
5439000	7/3/2006	37.8	37.8	0.2602	9.84	5319	45.0839%	Fecal		CFU/100 mL	200	283.2	86400	-	48,137.6
5439000	8/7/2014	37.8	37.8	0.2602	9.84	5319	45.0839%	Fecal		CFU/100 mL	200	283.2	86400	-	48,137.6
5439000	7/26/2016	37.8	37.8	0.2602	9.84	5319	45.0839%	Fecal		CFU/100 mL	200	283.2	86400	-	48,137.6
5439000	10/30/2016	37.7	37.7	0.2602	9.81	5326	45.1432%	Fecal		CFU/100 mL	200	283.2	86400	-	48,010.2
5439000	12/9/1993	37.6	37.6	0.2602	9.78	5327	45.1517%	Fecal		CFU/100 mL	200	283.2	86400	-	47,882.9
5439000	11/20/2009	37.6	37.6	0.2602	9.78	5327	45.1517%	Fecal		CFU/100 mL	200	283.2	86400	-	47,882.9
5439000	12/19/2009	37.6	37.6	0.2602	9.78	5327	45.1517%	Fecal		CFU/100 mL	200	283.2	86400	-	47,882.9
5439000	7/3/2011	37.6	37.6	0.2602	9.78	5327	45.1517%	Fecal		CFU/100 mL	200	283.2	86400	-	47,882.9
5439000	6/3/2012	37.5	37.5	0.2602	9.76	5331	45.1856%	Fecal		CFU/100 mL	200	283.2	86400	-	47,755.5
5439000	12/10/2016	37.5	37.5	0.2602	9.76	5331	45.1856%	Fecal		CFU/100 mL	200	283.2	86400	-	47,755.5
5439000	3/1/2022	70.1	70.1	0.1459	10.23	5190	43.9905%	Fecal		CFU/100 mL	200	283.2	86400	-	50,062.3
5439000	10/14/2001	37.4	37.4	0.2602	9.73	5333	45.2026%	Fecal		CFU/100 mL	200	283.2	86400	-	47,628.2
5439000	1/21/2007	37.4	37.4	0.2602	9.73	5333	45.2026%	Fecal		CFU/100 mL	200	283.2	86400	-	47,628.2
5439000	9/16/2007	37.4	37.4	0.2602	9.73	5333	45.2026%	Fecal		CFU/100 mL	200	283.2	86400	-	47,628.2
5439000	2/21/2013	37.4	37.4	0.2602	9.73	5333	45.2026%	Fecal		CFU/100 mL	200	283.2	86400	-	47,628.2
5439000	4/19/2022	69.9	69.9	0.1459	10.20	5199	44.0668%	Fecal		CFU/100 mL	200	283.2	86400	-	49,919.5
5439000	11/27/2001	37.3	37.3	0.2602	9.71	5337	45.2365%	Fecal		CFU/100 mL	200	283.2	86400	-	47,500.9
5439000	11/10/2008	37.3	37.3	0.2602	9.71	5337	45.2365%	Fecal		CFU/100 mL	200	283.2	86400	-	47,500.9
5439000	2/18/2012	37.3	37.3	0.2602	9.71	5337	45.2365%	Fecal		CFU/100 mL	200	283.2	86400	-	47,500.9
5439000	5/6/2012	37.3	37.3	0.2602	9.71	5337	45.2365%	Fecal		CFU/100 mL	200	283.2	86400	-	47,500.9
5439000	12/11/2016	37.3	37.3	0.2602	9.71	5337	45.2365%	Fecal		CFU/100 mL	200	283.2	86400	-	47,500.9
5439000	11/11/2017	37.3	37.3	0.2602	9.71	5337	45.2365%	Fecal		CFU/100 mL	200	283.2	86400	-	47,500.9
5439000	9/12/2020	37.3	37.3	0.2602	9.71	5337	45.2365%	Fecal		CFU/100 mL	200	283.2	86400	-	47,500.9
5439000	7/10/2008	37.2	37.2	0.2602	9.68	5344	45.2958%	Fecal		CFU/100 mL	200	283.2	86400	-	47,373.5
5439000	4/6/2015	37.2	37.2	0.2602	9.68	5344	45.2958%	Fecal		CFU/100 mL	200	283.2	86400	-	47,373.5
5439000	1/14/2017	37.2	37.2	0.2602	9.68	5344	45.2958%	Fecal		CFU/100 mL	200	283.2	86400	-	47,373.5
5439000	4/13/1994	37.1	37.1	0.2602	9.65	5348	45.3297%	Fecal		CFU/100 mL	200	283.2	86400	-	47,246.2
5439000	3/16/2004	37.1	37.1	0.2602	9.65	5348	45.3297%	Fecal		CFU/100 mL	200	283.2	86400	-	47,246.2
5439000	7/1/2006	37.1	37.1	0.2602	9.65	5348	45.3297%	Fecal		CFU/100 mL	200	283.2	86400	-	47,246.2
5439000	6/10/2007	37.1	37.1	0.2602	9.65	5348	45.3297%	Fecal		CFU/100 mL	200	283.2	86400	-	47,246.2
5439000	8/11/2010	37.1	37.1	0.2602	9.65	5348	45.3297%	Fecal		CFU/100 mL	200	283.2	86400	-	47,246.2
5439000	6/16/2021	37.1	37.1	0.2602	9.65	5348	45.3297%	Fecal		CFU/100 mL	200	283.2	86400	-	47,246.2
5439000	3/19/2022	69.3	69.3	0.1459	10.11	5244	44.4482%	Fecal		CFU/100 mL	200	283.2	86400	-	49,491.0
5439000	5/2/1990	37	37	0.2602	9.63	5354	45.3806%	Fecal		CFU/100 mL	200	283.2	86400	-	47,118.8
5439000	5/3/1990	37	37	0.2602	9.63	5354	45.3806%	Fecal		CFU/100 mL	200	283.2	86400	-	47,118.8
5439000	8/17/1990	37	37	0.2602	9.63	5354	45.3806%	Fecal		CFU/100 mL	200	283.2	86400	-	47,118.8
5439000	10/19/1990	37	37	0.2602	9.63	5354	45.3806%	Fecal		CFU/100 mL	200	283.2	86400	-	47,118.8
5439000	1/3/1991	37	37	0.2602	9.63	5354	45.3806%	Fecal		CFU/100 mL	200	283.2	86400	-	47,118.8
5439000	1/5/1991	37	37	0.2602	9.63	5354	45.3806%	Fecal		CFU/100 mL	200	283.2	86400	-	47,118.8
5439000	2/16/1992	37	37	0.2602	9.63	5354	45.3806%	Fecal		CFU/100 mL	200	283.2	86400	-	47,118.8
5439000	4/13/1992	37	37	0.2602	9.63	5354	45.3806%	Fecal		CFU/100 mL	200	283.2	86400	-	47,118.8
5439000	2/14/1993	37	37	0.2602	9.63	5354	45.3806%	Fecal		CFU/100 mL	200	283.2	86400	-	47,118.8
5439000	5/29/1993	37	37	0.2602	9.63	5354	45.3806%	Fecal		CFU/100 mL	200	283.2	86400	-	47,118.8
5439000	6/20/1994	37	37	0.2602	9.63	5354	45.3806%	Fecal		CFU/100 mL	200	283.2	86400	-	47,118.8
5439000	2/10/1995	37	37	0.2602	9.63	5354	45.3806%	Fecal		CFU/100 mL	200	283.2	86400	-	47,118.8
5439000	2/25/1995	37	37	0.2602	9.63	5354	45.3806%	Fecal		CFU/100 mL	200	283.2	86400	-	47,118.8
5439000	4/8/1995	37	37	0.2602	9.63	5354	45.3806%	Fecal		CFU/100 mL	200	283.2	86400	-	47,118.8
5439000	7/8/1995	37	37	0.2602	9.63	5354	45.3806%	Fecal		CFU/100 mL	200	283.2	86400	-	47,118.8
5439000	11/28/1995	37	37	0.2602	9.63	5354	45.3806%	Fecal		CFU/100 mL	200	283.2	86400	-	47,118.8
5439000	1/19/1996	37	37	0.2602	9.63	5354	45.3806%	Fecal		CFU/100 mL	200	283.2	86400	-	47,118.8
5439000	7/8/1996	37	37	0.2602	9.63	5354	45.3806%	Fecal		CFU/100 mL	200	283.2	86400	-	47,118.8
5439000	8/26/1996	37	37	0.2602	9.63	5354	45.3806%	Fecal		CFU/100 mL	200	283.2	86400	-	47,118.8
5439000	6/28/1997	37	37	0.2602	9.63	5354	45.3806%	Fecal		CFU/100 mL	200	283.2	86400	-	47,118.8
5439000	11/21/1998	37	37	0.2602	9.63	5354	45.3806%	Fecal		CFU/100 mL	200	283.2	86400	-	47,118.8
5439000	11/22/1998	37	37	0.2602	9.63	5354	45.3806%	Fecal		CFU/100 mL	200	283.2	86400	-	47,118.8
5439000	7/3/1999	37	37	0.2602	9.63	5354	45.3806%	Fecal		CFU/100 mL	200	283.2	86400	-	47,118.8

Gage ID	Date	Discharge (CFS)	Gage Discharge (less Surrogate NPDES) (CFS)	Watershed Area Ratio	Calculated flow (CFS)	Rank	Flow Exceedance %	Parameter	Results	Units (mg or micro_gram	Limit/Standard	100mL/CF	sec/day	Actual Load (million colonies/day)	Allowable Load (million colonies/day)
5439000	5/23/2000	37	37	0.2602	9.63	5354	45.3806%	Fecal		CFU/100 mL	200	283.2	86400	-	47,118.8
5439000	5/8/2001	37	37	0.2602	9.63	5354	45.3806%	Fecal		CFU/100 mL	200	283.2	86400	-	47,118.8
5439000	12/13/2001	37	37	0.2602	9.63	5354	45.3806%	Fecal		CFU/100 mL	200	283.2	86400	-	47,118.8
5439000	7/12/2009	37	37	0.2602	9.63	5354	45.3806%	Fecal		CFU/100 mL	200	283.2	86400	-	47,118.8
5439000	2/21/2012	37	37	0.2602	9.63	5354	45.3806%	Fecal		CFU/100 mL	200	283.2	86400	-	47,118.8
5439000	9/19/2015	37	37	0.2602	9.63	5354	45.3806%	Fecal		CFU/100 mL	200	283.2	86400	-	47,118.8
5439000	7/13/2019	37	37	0.2602	9.63	5354	45.3806%	Fecal		CFU/100 mL	200	283.2	86400	-	47,118.8
5439000	2/14/2002	36.9	36.9	0.2602	9.60	5384	45.6349%	Fecal		CFU/100 mL	200	283.2	86400	-	46,991.5
5439000	5/15/2007	36.9	36.9	0.2602	9.60	5384	45.6349%	Fecal		CFU/100 mL	200	283.2	86400	-	46,991.5
5439000	6/23/2008	36.9	36.9	0.2602	9.60	5384	45.6349%	Fecal		CFU/100 mL	200	283.2	86400	-	46,991.5
5439000	11/21/2011	36.9	36.9	0.2602	9.60	5384	45.6349%	Fecal		CFU/100 mL	200	283.2	86400	-	46,991.5
5439000	9/12/2014	36.9	36.9	0.2602	9.60	5384	45.6349%	Fecal		CFU/100 mL	200	283.2	86400	-	46,991.5
5439000	12/6/2017	36.9	36.9	0.2602	9.60	5384	45.6349%	Fecal		CFU/100 mL	200	283.2	86400	-	46,991.5
5439000	7/15/2013	36.8	36.8	0.2602	9.58	5390	45.6857%	Fecal		CFU/100 mL	200	283.2	86400	-	46,864.1
5439000	10/2/2018	36.8	36.8	0.2602	9.58	5390	45.6857%	Fecal		CFU/100 mL	200	283.2	86400	-	46,864.1
5439000	10/31/1993	36.7	36.7	0.2602	9.55	5392	45.7027%	Fecal		CFU/100 mL	200	283.2	86400	-	46,736.8
5439000	4/5/1994	36.7	36.7	0.2602	9.55	5392	45.7027%	Fecal		CFU/100 mL	200	283.2	86400	-	46,736.8
5439000	2/11/2002	36.7	36.7	0.2602	9.55	5392	45.7027%	Fecal		CFU/100 mL	200	283.2	86400	-	46,736.8
5439000	3/17/2004	36.7	36.7	0.2602	9.55	5392	45.7027%	Fecal		CFU/100 mL	200	283.2	86400	-	46,736.8
5439000	2/7/2010	36.7	36.7	0.2602	9.55	5392	45.7027%	Fecal		CFU/100 mL	200	283.2	86400	-	46,736.8
5439000	12/14/2003	36.6	36.6	0.2602	9.52	5397	45.7450%	Fecal		CFU/100 mL	200	283.2	86400	-	46,609.4
5439000	4/3/2005	36.6	36.6	0.2602	9.52	5397	45.7450%	Fecal		CFU/100 mL	200	283.2	86400	-	46,609.4
5439000	5/24/2021	36.6	36.6	0.2602	9.52	5397	45.7450%	Fecal		CFU/100 mL	200	283.2	86400	-	46,609.4
5439000	4/1/2005	36.5	36.5	0.2602	9.50	5400	45.7705%	Fecal		CFU/100 mL	200	283.2	86400	-	46,482.1
5439000	4/16/2006	36.5	36.5	0.2602	9.50	5400	45.7705%	Fecal		CFU/100 mL	200	283.2	86400	-	46,482.1
5439000	4/1/2018	36.5	36.5	0.2602	9.50	5400	45.7705%	Fecal		CFU/100 mL	200	283.2	86400	-	46,482.1
5439000	10/15/2018	36.5	36.5	0.2602	9.50	5400	45.7705%	Fecal		CFU/100 mL	200	283.2	86400	-	46,482.1
5439000	6/30/2004	36.4	36.4	0.2602	9.47	5404	45.8044%	Fecal		CFU/100 mL	200	283.2	86400	-	46,354.7
5439000	1/22/2007	36.4	36.4	0.2602	9.47	5404	45.8044%	Fecal		CFU/100 mL	200	283.2	86400	-	46,354.7
5439000	6/6/2010	36.4	36.4	0.2602	9.47	5404	45.8044%	Fecal		CFU/100 mL	200	283.2	86400	-	46,354.7
5439000	5/1/2012	36.4	36.4	0.2602	9.47	5404	45.8044%	Fecal		CFU/100 mL	200	283.2	86400	-	46,354.7
5439000	4/12/2004	36.3	36.3	0.2602	9.45	5408	45.8383%	Fecal		CFU/100 mL	200	283.2	86400	-	46,227.4
5439000	8/20/2016	36.3	36.3	0.2602	9.45	5408	45.8383%	Fecal		CFU/100 mL	200	283.2	86400	-	46,227.4
5439000	2/17/2017	36.3	36.3	0.2602	9.45	5408	45.8383%	Fecal		CFU/100 mL	200	283.2	86400	-	46,227.4
5439000	5/25/2021	36.3	36.3	0.2602	9.45	5408	45.8383%	Fecal		CFU/100 mL	200	283.2	86400	-	46,227.4
5439000	10/29/2001	36.2	36.2	0.2602	9.42	5412	45.8722%	Fecal		CFU/100 mL	200	283.2	86400	-	46,100.0
5439000	3/18/2004	36.2	36.2	0.2602	9.42	5412	45.8722%	Fecal		CFU/100 mL	200	283.2	86400	-	46,100.0
5439000	3/21/2018	36.2	36.2	0.2602	9.42	5412	45.8722%	Fecal		CFU/100 mL	200	283.2	86400	-	46,100.0
5439000	9/6/2019	36.2	36.2	0.2602	9.42	5412	45.8722%	Fecal		CFU/100 mL	200	283.2	86400	-	46,100.0
5439000	2/13/2002	36.1	36.1	0.2602	9.39	5416	45.9061%	Fecal		CFU/100 mL	200	283.2	86400	-	45,972.7
5439000	6/5/2003	36.1	36.1	0.2602	9.39	5416	45.9061%	Fecal		CFU/100 mL	200	283.2	86400	-	45,972.7
5439000	12/20/2012	36.1	36.1	0.2602	9.39	5416	45.9061%	Fecal		CFU/100 mL	200	283.2	86400	-	45,972.7
5439000	2/11/2016	36.1	36.1	0.2602	9.39	5416	45.9061%	Fecal		CFU/100 mL	200	283.2	86400	-	45,972.7
5439000	1/16/1990	36	36	0.2602	9.37	5420	45.9400%	Fecal		CFU/100 mL	200	283.2	86400	-	45,845.3
5439000	1/30/1990	36	36	0.2602	9.37	5420	45.9400%	Fecal		CFU/100 mL	200	283.2	86400	-	45,845.3
5439000	7/10/1990	36	36	0.2602	9.37	5420	45.9400%	Fecal		CFU/100 mL	200	283.2	86400	-	45,845.3
5439000	7/14/1990	36	36	0.2602	9.37	5420	45.9400%	Fecal		CFU/100 mL	200	283.2	86400	-	45,845.3
5439000	8/29/1990	36	36	0.2602	9.37	5420	45.9400%	Fecal		CFU/100 mL	200	283.2	86400	-	45,845.3
5439000	11/21/1990	36	36	0.2602	9.37	5420	45.9400%	Fecal		CFU/100 mL	200	283.2	86400	-	45,845.3
5439000	3/15/1991	36	36	0.2602	9.37	5420	45.9400%	Fecal		CFU/100 mL	200	283.2	86400	-	45,845.3
5439000	12/28/1991	36	36	0.2602	9.37	5420	45.9400%	Fecal		CFU/100 mL	200	283.2	86400	-	45,845.3
5439000	1/3/1992	36	36	0.2602	9.37	5420	45.9400%	Fecal		CFU/100 mL	200	283.2	86400	-	45,845.3
5439000	1/6/1992	36	36	0.2602	9.37	5420	45.9400%	Fecal		CFU/100 mL	200	283.2	86400	-	45,845.3
5439000	5/10/1992	36	36	0.2602	9.37	5420	45.9400%	Fecal		CFU/100 mL	200	283.2	86400	-	45,845.3
5439000	6/2/1993	36	36	0.2602	9.37	5420	45.9400%	Fecal		CFU/100 mL	200	283.2	86400	-	45,845.3
5439000	6/3/1993	36	36	0.2602	9.37	5420	45.9400%	Fecal		CFU/100 mL	200	283.2	86400	-	45,845.3
5439000	7/15/1993	36	36	0.2602	9.37	5420	45.9400%	Fecal		CFU/100 mL	200	283.2	86400	-	45,845.3
5439000	8/12/1993	36	36	0.2602	9.37	5420	45.9400%	Fecal		CFU/100 mL	200	283.2	86400	-	45,845.3
5439000	2/5/1995	36	36	0.2602	9.37	5420	45.9400%	Fecal		CFU/100 mL	200	283.2	86400	-	45,845.3
5439000	7/1/1995	36	36	0.2602	9.37	5420	45.9400%	Fecal		CFU/100 mL	200	283.2	86400	-	45,845.3
5439000	7/9/1995	36	36	0.2602	9.37	5420	45.9400%	Fecal		CFU/100 mL	200	283.2	86400	-	45,845.3
5439000	3/25/1996	36	36	0.2602	9.37	5420	45.9400%	Fecal		CFU/100 mL	200	283.2	86400	-	45,845.3
5439000	4/30/1996	36	36	0.2602	9.37	5420	45.9400%	Fecal		CFU/100 mL	200	283.2	86400	-	45,845.3
5439000	1/19/1998	36	36	0.2602	9.37	5420	45.9400%	Fecal		CFU/100 mL	200	283.2	86400	-	45,845.3
5439000	7/1/1998	36	36	0.2602	9.37	5420	45.9400%	Fecal		CFU/100 mL	200	283.2	86400	-	45,845.3
5439000	8/25/1998	36	36	0.2602	9.37	5420	45.9400%	Fecal		CFU/100 mL	200	283.2	86400	-	45,845.3
5439000	11/1/1998	36	36	0.2602	9.37	5420	45.9400%	Fecal		CFU/100 mL	200	283.2	86400	-	45,845.3
5439000	11/2/1998	36	36	0.2602	9.37	5420	45.9400%	Fecal		CFU/100 mL	200	283.2	86400	-	45,845.3
5439000	11/23/1998	36	36	0.2602	9.37	5420	45.9400%	Fecal		CFU/100 mL	200	283.2	86400	-	45,845.3
5439000	4/5/1999	36	36	0.2602	9.37	5420	45.9400%	Fecal		CFU/100 mL	200	283.2	86400	-	45,845.3
5439000	4/14/1999	36	36	0.2602	9.37	5420	45.9400%	Fecal		CFU/100 mL	200	283.2	86400	-	45,845.3
5439000	5/8/2000	36	36	0.2602	9.37	5420	45.9400%	Fecal		CFU/100 mL	200	283.2	86400	-	45,845.3
5439000	5/5/2001	36	36	0.2602	9.37	5420	45.9400%	Fecal		CFU/100 mL	200	283.2	86400	-	45,845.3
5439000	5/6/2001	36	36	0.2602	9.37	5420	45.9400%	Fecal		CFU/100 mL	200	283.2	86400	-	45,845.3
5439000	5/10/2001	36	36	0.2602	9.37	5420	45.9400%	Fecal		CFU/100 mL	200	283.2	86400	-	45,845.3
5439000	5/21/2001	36	36	0.2602	9.37	5420	45.9400%	Fecal		CFU/100 mL	200	283.2	86400	-	45,845.3
5439000	7/5/2004	36	36	0.2602	9.37	5420	45.9400%	Fecal		CFU/100 mL	200	283.2	86400	-	45,845.3
5439000	5/10/2006	36	36	0.2602	9.37	5420	45.9400%	Fecal		CFU/100 mL	200	283.2	86400	-	45,845.3
5439000	1/23/2008	36	36	0.2602	9.37	5420	45.9400%	Fecal		CFU/100 mL	200	283.2	86400	-	45,845.3
5439000	6/25/2008	36	36	0.2602	9.37	5420	45.9400%	Fecal		CFU/100 mL	200	283.2	86400	-	45,845.3
5439000	7/7/2009	36	36	0.2602	9.37	5420	45.9400%	Fecal		CFU/100 mL	200	283.2	86400	-	45,845.3
5439000	7/9/2009	36	36	0.2602	9.37	5420	45.9400%	Fecal		CFU/100 mL	200	283.2	86400	-	45,845.3
5439000	2/22/2012	36	36	0.2602	9.37	5420	45.9400%	Fecal		CFU/100 mL	200	283.2	86400	-	45,845.3
5439000	4/21/2012	36	36	0.2602	9.37	5420	45.9400%	Fecal		CFU/100 mL	200	283.2	86400	-	45,845.3
5439000	6/6/2018	36	36	0.2602	9.37	5420	45.9400%	Fecal		CFU/100 mL	200	283.2	86400	-	45,845.3
5439000	11/26/2018	36	36	0.2602	9.37	5420	45.9400%	Fecal		CFU/100 mL	200	283.2	86400	-	45,845.3
5439000	7/15/2019	36	36	0.2602	9.37	5420	45.9400%	Fecal		CFU/100 mL	200	283.2	86400	-	45,845.3
5439000	6/4/2021	36	36	0.2602	9.37	5420	45.9400%	Fecal		CFU/100 mL	200	283.2	86400	-	45,845.3
5439000	12/12/1993	35.9	35.9	0.2602	9.34	5465	46.3214%	Fecal		CFU/100 mL	200	283.2	86400	-	45,718.0
5439000	4/7/2006	35.9	35.9	0.2602	9.34	5465	46.3214%	Fecal		CFU/100 mL	200	283.2	86400	-	45,718.0
5439000	12/6/2006	35.9	35.9	0.2602	9.34	5465	46.3214%	Fecal		CFU/100 mL	200	283.2	86400	-	45,718.0
5439000	10/19/2008	35.9	35.9	0.2602	9.34	5465	46.3214%	Fecal		CFU/100 mL	200	283.2	86400	-	45,718.0
5439000	11/21/2009	35.9	35.9	0.2602	9.34	5465	46.3214%	Fecal		CFU/100 mL	200	283.2	86400	-	45,718.0
5439000	2/22/2004	35.8	35.8	0.2602	9.32	5471	46.3723%	Fecal		CFU/100 mL	200	283.2	86400	-	45,590.6
5439000	9/17/2007	35.8	35.8	0.2602	9.32	5471	46.3723%	Fecal		CFU/100 mL	200	283.2	86400	-	45,590.6
5439000	10/21/2008	35.8	35.8	0.2602	9.32	5471	46.3723%	Fecal		CFU/100 mL	200	283.2	86400	-	45,590.6
5439000	5/3/2010	35.8	35.8	0.2602	9.32	5471	46.3723%	Fecal		CFU/100 mL	200	283.2	86400	-	45,590.6
5439000	3/30/2018	35.8	35.8	0.2602	9.32	5471	46.3723%	Fecal		CFU/100 mL	200	283.2	86400	-	45,590.6
5439000	11/5/1993	35.7	35.7	0.2602	9.29	5477	46.4231%	Fecal		CFU/100 mL	200	283.2	86400	-	45,463.3
5439000	6/8/2003	35.7	35.7	0.2602	9.29	5477	46.4231%	Fecal		CFU/100 mL	200	283.2	86400	-	45,463.3
5439000	5/11/2005	35.7	35.7	0.2602	9.29	5477	46.4231%	Fecal		CFU/100 mL	200	283.2	86400	-	45,463.3
5439000	12/13/2007	35.7	35.7	0.2602	9.29	5477	46.4231%	Fecal		CFU/100 mL	200	283.2	86400	-	45,463.3
5439000	8/5/2008	35.7	35.7	0.2602	9.29	5477	46.4231%	Fecal		CFU/100 mL	200	283.2	86400	-	45,463.3
5439000	4/12/2014	35.7	35.7	0.2602	9.29	5477	46.4231%	Fecal		CFU/100 mL	200	283.2	86400	-	45,463.3
5439000	8/6/2017	35.7	35.7	0.2602	9.29	5477	46.4231%	Fecal		CFU/100 mL	200	283.2	86400	-	45,463.3
5439000	5/8/2008	35.6	35.6	0.2602	9.26	5484	46.4825%	Fecal		CFU/100 mL	200	283.2	86400	-	45,335.9
5439000	1/23/2010	35.6	35.6	0.2602	9.26	5484	46.4825%	Fecal		CFU/100 mL	200	283.2	86400	-	45,335.9
5439000	6/4/2010	35.6	35.6	0.2602	9.26	5484	46.4825%	Fecal		CFU/100 mL	200	283.2	86400	-	45,335.9
5439000	8/17/2017	35.6	35.6	0.2602	9.26	5484	46.4825%	Fecal		CFU/100 mL	200	283.2	86400	-	45,335.9
5439000	4/25/2021	35.6	35.6	0.2602	9.26	5484	46.4825%	Fecal		CFU/100 mL	200	283.2	86400	-	45,335.9
5439000	7/30/2010	35.5	35.5	0.2602	9.24	5489	46.5248%	Fecal		CFU/100 mL	200	283.2	86400	-	45,208.6
5439000	5/3/2014	35.5	35.5	0.2602	9.24	5489	46.5248%	Fecal		CFU/100 mL	200	283.2	86400	-	45,208.6
5439000	2/20/2017	35.5	35.5	0.2602	9.24	5489	46.5248%	Fecal		CFU/100 mL	200	283.2	86400	-	45,208.6
5439000	3/22/2017	35.5	35.5	0.2602	9.24	5489	46.5248%	Fecal		CFU/100 mL	200	283.2	86400	-	45,208.6
5439000	3/30/2022	66.3	66.3	0.1459	9.68	5347	45.3212%	Fecal		CFU/100 mL	200	283.2	86400	-	47,348.5
5439000	6/28/2002	35.4	35.4	0.2602	9.21	5493	46.5587%	Fecal		CFU/100 mL	200	283.2	86400	-	45,081.2
5439000	8/13/2002	35.4	35.4	0.2602	9.21	5493	46.5587%	Fecal		CFU/100 mL	200	283.2	86400	-	45,081.2
5439000	4/4/2005	35.4	35.4	0.2602	9.21	5493	46.5587%	Fecal		CFU/100 mL	200	283.2	86400	-	45,081.2
5439000	1/21/2009	35.4	35.4	0.2602	9.21	5493	46.5587%	Fecal		CFU/100 mL	200	283.2	86400	-	45,081.2
5439000	1/22/2009	35.4	35.4	0.2602	9.21	5493	46.5587%	Fecal		CFU/100 mL	200	283.2	86400	-	45,081.2
5439000	8/28/2016	35.4	35.4	0.2602	9.21	5493	46.5587%	Fecal		CFU/100 mL	200	283.2	86400	-	45,081.2
5439000	11/8/2016	35.4	35.4	0.2602	9.21	5493	46.5587%	Fecal		CFU/100 mL	200	283.2	86400	-	45,081.2
5439000	3/19/2004	35.3	35.3	0.2602	9.19	5502	46.6350%	Fecal		CFU/100 mL	200	283.2	86400	-	44,953.9
5439000	4/15/1994	35.2	35.2	0.2602	9.16	5503	46.6435%	Fecal		CFU/100 mL	200	283.2	86400	-	44,826.5
5439000	10/23/2004	35.2	35.2	0.2602	9.16	5503	46.6435%	Fecal		CFU/100 mL	200	283.2	86400	-	44,826.5

Gage ID	Date	Discharge (CFS)	Gage Discharge (less Surrogate NPDES) (CFS)	Watershed Area Ratio	Calculated flow (CFS)	Rank	Flow Exceedance %	Parameter	Results	Units (mg or micro_gram	Limit/Standard	100mL/CF	sec/day	Actual Load (million colonies/day)	Allowable Load (million colonies/day)
5439000	3/15/2005	35.2	35.2	0.2602	9.16	5503	46.6435%	Fecal		CFU/100 mL	200	283.2	86400	-	44,826.5
5439000	6/2/2006	35.2	35.2	0.2602	9.16	5503	46.6435%	Fecal		CFU/100 mL	200	283.2	86400	-	44,826.5
5439000	5/28/2013	35.2	35.2	0.2602	9.16	5503	46.6435%	Fecal		CFU/100 mL	200	283.2	86400	-	44,826.5
5439000	4/1/2015	35.2	35.2	0.2602	9.16	5503	46.6435%	Fecal		CFU/100 mL	200	283.2	86400	-	44,826.5
5439000	1/28/2018	35.2	35.2	0.2602	9.16	5503	46.6435%	Fecal		CFU/100 mL	200	283.2	86400	-	44,826.5
5439000	5/4/2008	35.1	35.1	0.2602	9.13	5510	46.7028%	Fecal		CFU/100 mL	200	283.2	86400	-	44,699.2
5439000	2/16/2017	35.1	35.1	0.2602	9.13	5510	46.7028%	Fecal		CFU/100 mL	200	283.2	86400	-	44,699.2
5439000	3/23/2017	35.1	35.1	0.2602	9.13	5510	46.7028%	Fecal		CFU/100 mL	200	283.2	86400	-	44,699.2
5439000	1/5/1990	35	35	0.2602	9.11	5513	46.7283%	Fecal		CFU/100 mL	200	283.2	86400	-	44,571.8
5439000	8/7/1990	35	35	0.2602	9.11	5513	46.7283%	Fecal		CFU/100 mL	200	283.2	86400	-	44,571.8
5439000	11/17/1990	35	35	0.2602	9.11	5513	46.7283%	Fecal		CFU/100 mL	200	283.2	86400	-	44,571.8
5439000	6/19/1991	35	35	0.2602	9.11	5513	46.7283%	Fecal		CFU/100 mL	200	283.2	86400	-	44,571.8
5439000	11/2/1991	35	35	0.2602	9.11	5513	46.7283%	Fecal		CFU/100 mL	200	283.2	86400	-	44,571.8
5439000	11/16/1991	35	35	0.2602	9.11	5513	46.7283%	Fecal		CFU/100 mL	200	283.2	86400	-	44,571.8
5439000	2/4/1992	35	35	0.2602	9.11	5513	46.7283%	Fecal		CFU/100 mL	200	283.2	86400	-	44,571.8
5439000	5/11/1992	35	35	0.2602	9.11	5513	46.7283%	Fecal		CFU/100 mL	200	283.2	86400	-	44,571.8
5439000	5/13/1992	35	35	0.2602	9.11	5513	46.7283%	Fecal		CFU/100 mL	200	283.2	86400	-	44,571.8
5439000	9/14/1992	35	35	0.2602	9.11	5513	46.7283%	Fecal		CFU/100 mL	200	283.2	86400	-	44,571.8
5439000	2/20/1993	35	35	0.2602	9.11	5513	46.7283%	Fecal		CFU/100 mL	200	283.2	86400	-	44,571.8
5439000	6/1/1993	35	35	0.2602	9.11	5513	46.7283%	Fecal		CFU/100 mL	200	283.2	86400	-	44,571.8
5439000	1/3/1994	35	35	0.2602	9.11	5513	46.7283%	Fecal		CFU/100 mL	200	283.2	86400	-	44,571.8
5439000	7/8/1994	35	35	0.2602	9.11	5513	46.7283%	Fecal		CFU/100 mL	200	283.2	86400	-	44,571.8
5439000	2/11/1995	35	35	0.2602	9.11	5513	46.7283%	Fecal		CFU/100 mL	200	283.2	86400	-	44,571.8
5439000	2/12/1995	35	35	0.2602	9.11	5513	46.7283%	Fecal		CFU/100 mL	200	283.2	86400	-	44,571.8
5439000	4/29/1997	35	35	0.2602	9.11	5513	46.7283%	Fecal		CFU/100 mL	200	283.2	86400	-	44,571.8
5439000	4/12/1999	35	35	0.2602	9.11	5513	46.7283%	Fecal		CFU/100 mL	200	283.2	86400	-	44,571.8
5439000	4/13/1999	35	35	0.2602	9.11	5513	46.7283%	Fecal		CFU/100 mL	200	283.2	86400	-	44,571.8
5439000	5/5/2000	35	35	0.2602	9.11	5513	46.7283%	Fecal		CFU/100 mL	200	283.2	86400	-	44,571.8
5439000	7/19/2000	35	35	0.2602	9.11	5513	46.7283%	Fecal		CFU/100 mL	200	283.2	86400	-	44,571.8
5439000	5/29/2001	35	35	0.2602	9.11	5513	46.7283%	Fecal		CFU/100 mL	200	283.2	86400	-	44,571.8
5439000	9/23/2001	35	35	0.2602	9.11	5513	46.7283%	Fecal		CFU/100 mL	200	283.2	86400	-	44,571.8
5439000	1/20/2005	35	35	0.2602	9.11	5513	46.7283%	Fecal		CFU/100 mL	200	283.2	86400	-	44,571.8
5439000	1/1/2008	35	35	0.2602	9.11	5513	46.7283%	Fecal		CFU/100 mL	200	283.2	86400	-	44,571.8
5439000	1/24/2008	35	35	0.2602	9.11	5513	46.7283%	Fecal		CFU/100 mL	200	283.2	86400	-	44,571.8
5439000	1/26/2008	35	35	0.2602	9.11	5513	46.7283%	Fecal		CFU/100 mL	200	283.2	86400	-	44,571.8
5439000	8/19/2009	35	35	0.2602	9.11	5513	46.7283%	Fecal		CFU/100 mL	200	283.2	86400	-	44,571.8
5439000	2/15/2011	35	35	0.2602	9.11	5513	46.7283%	Fecal		CFU/100 mL	200	283.2	86400	-	44,571.8
5439000	5/25/2012	35	35	0.2602	9.11	5513	46.7283%	Fecal		CFU/100 mL	200	283.2	86400	-	44,571.8
5439000	2/1/2013	35	35	0.2602	9.11	5513	46.7283%	Fecal		CFU/100 mL	200	283.2	86400	-	44,571.8
5439000	10/26/2016	35	35	0.2602	9.11	5513	46.7283%	Fecal		CFU/100 mL	200	283.2	86400	-	44,571.8
5439000	2/20/2020	35	35	0.2602	9.11	5513	46.7283%	Fecal		CFU/100 mL	200	283.2	86400	-	44,571.8
5439000	2/21/2020	35	35	0.2602	9.11	5513	46.7283%	Fecal		CFU/100 mL	200	283.2	86400	-	44,571.8
5439000	6/30/2020	35	35	0.2602	9.11	5513	46.7283%	Fecal		CFU/100 mL	200	283.2	86400	-	44,571.8
5439000	12/10/2004	34.9	34.9	0.2602	9.08	5548	47.0249%	Fecal		CFU/100 mL	200	283.2	86400	-	44,444.5
5439000	4/5/2005	34.9	34.9	0.2602	9.08	5548	47.0249%	Fecal		CFU/100 mL	200	283.2	86400	-	44,444.5
5439000	6/28/2007	34.9	34.9	0.2602	9.08	5548	47.0249%	Fecal		CFU/100 mL	200	283.2	86400	-	44,444.5
5439000	4/22/2012	34.9	34.9	0.2602	9.08	5548	47.0249%	Fecal		CFU/100 mL	200	283.2	86400	-	44,444.5
5439000	4/27/2021	34.9	34.9	0.2602	9.08	5548	47.0249%	Fecal		CFU/100 mL	200	283.2	86400	-	44,444.5
5439000	11/27/1993	34.8	34.8	0.2602	9.06	5553	47.0673%	Fecal		CFU/100 mL	200	283.2	86400	-	44,317.1
5439000	3/19/2005	34.8	34.8	0.2602	9.06	5553	47.0673%	Fecal		CFU/100 mL	200	283.2	86400	-	44,317.1
5439000	6/21/2007	34.8	34.8	0.2602	9.06	5553	47.0673%	Fecal		CFU/100 mL	200	283.2	86400	-	44,317.1
5439000	5/5/2012	34.8	34.8	0.2602	9.06	5553	47.0673%	Fecal		CFU/100 mL	200	283.2	86400	-	44,317.1
5439000	6/4/2012	34.8	34.8	0.2602	9.06	5553	47.0673%	Fecal		CFU/100 mL	200	283.2	86400	-	44,317.1
5439000	5/16/2014	34.8	34.8	0.2602	9.06	5553	47.0673%	Fecal		CFU/100 mL	200	283.2	86400	-	44,317.1
5439000	10/14/2014	34.8	34.8	0.2602	9.06	5553	47.0673%	Fecal		CFU/100 mL	200	283.2	86400	-	44,317.1
5439000	12/20/2019	34.8	34.8	0.2602	9.06	5553	47.0673%	Fecal		CFU/100 mL	200	283.2	86400	-	44,317.1
5439000	3/17/2005	34.7	34.7	0.2602	9.03	5561	47.1351%	Fecal		CFU/100 mL	200	283.2	86400	-	44,189.8
5439000	5/12/2005	34.7	34.7	0.2602	9.03	5561	47.1351%	Fecal		CFU/100 mL	200	283.2	86400	-	44,189.8
5439000	4/23/2006	34.7	34.7	0.2602	9.03	5561	47.1351%	Fecal		CFU/100 mL	200	283.2	86400	-	44,189.8
5439000	6/19/2006	34.7	34.7	0.2602	9.03	5561	47.1351%	Fecal		CFU/100 mL	200	283.2	86400	-	44,189.8
5439000	5/16/2007	34.7	34.7	0.2602	9.03	5561	47.1351%	Fecal		CFU/100 mL	200	283.2	86400	-	44,189.8
5439000	2/18/2017	34.7	34.7	0.2602	9.03	5561	47.1351%	Fecal		CFU/100 mL	200	283.2	86400	-	44,189.8
5439000	6/26/2017	34.7	34.7	0.2602	9.03	5561	47.1351%	Fecal		CFU/100 mL	200	283.2	86400	-	44,189.8
5439000	2/28/2021	34.7	34.7	0.2602	9.03	5561	47.1351%	Fecal		CFU/100 mL	200	283.2	86400	-	44,189.8
5439000	4/13/2004	34.6	34.6	0.2602	9.00	5569	47.2029%	Fecal		CFU/100 mL	200	283.2	86400	-	44,062.5
5439000	5/6/2004	34.6	34.6	0.2602	9.00	5569	47.2029%	Fecal		CFU/100 mL	200	283.2	86400	-	44,062.5
5439000	7/4/2011	34.6	34.6	0.2602	9.00	5569	47.2029%	Fecal		CFU/100 mL	200	283.2	86400	-	44,062.5
5439000	5/2/2012	34.6	34.6	0.2602	9.00	5569	47.2029%	Fecal		CFU/100 mL	200	283.2	86400	-	44,062.5
5439000	4/3/2013	34.6	34.6	0.2602	9.00	5569	47.2029%	Fecal		CFU/100 mL	200	283.2	86400	-	44,062.5
5439000	4/17/2018	34.6	34.6	0.2602	9.00	5569	47.2029%	Fecal		CFU/100 mL	200	283.2	86400	-	44,062.5
5439000	2/18/2002	34.5	34.5	0.2602	8.98	5575	47.2538%	Fecal		CFU/100 mL	200	283.2	86400	-	43,935.1
5439000	3/16/2005	34.5	34.5	0.2602	8.98	5575	47.2538%	Fecal		CFU/100 mL	200	283.2	86400	-	43,935.1
5439000	7/19/2012	34.5	34.5	0.2602	8.98	5575	47.2538%	Fecal		CFU/100 mL	200	283.2	86400	-	43,935.1
5439000	5/24/2014	34.5	34.5	0.2602	8.98	5575	47.2538%	Fecal		CFU/100 mL	200	283.2	86400	-	43,935.1
5439000	1/13/2017	34.5	34.5	0.2602	8.98	5575	47.2538%	Fecal		CFU/100 mL	200	283.2	86400	-	43,935.1
5439000	11/4/1993	34.4	34.4	0.2602	8.95	5580	47.2962%	Fecal		CFU/100 mL	200	283.2	86400	-	43,807.8
5439000	2/9/2010	34.4	34.4	0.2602	8.95	5580	47.2962%	Fecal		CFU/100 mL	200	283.2	86400	-	43,807.8
5439000	6/8/2010	34.4	34.4	0.2602	8.95	5580	47.2962%	Fecal		CFU/100 mL	200	283.2	86400	-	43,807.8
5439000	10/27/2016	34.4	34.4	0.2602	8.95	5580	47.2962%	Fecal		CFU/100 mL	200	283.2	86400	-	43,807.8
5439000	7/16/2018	34.4	34.4	0.2602	8.95	5580	47.2962%	Fecal		CFU/100 mL	200	283.2	86400	-	43,807.8
5439000	6/6/2003	34.3	34.3	0.2602	8.93	5585	47.3385%	Fecal		CFU/100 mL	200	283.2	86400	-	43,680.4
5439000	7/1/2004	34.3	34.3	0.2602	8.93	5585	47.3385%	Fecal		CFU/100 mL	200	283.2	86400	-	43,680.4
5439000	2/19/2012	34.3	34.3	0.2602	8.93	5585	47.3385%	Fecal		CFU/100 mL	200	283.2	86400	-	43,680.4
5439000	11/3/1993	34.2	34.2	0.2602	8.90	5588	47.3640%	Fecal		CFU/100 mL	200	283.2	86400	-	43,553.1
5439000	11/22/2009	34.2	34.2	0.2602	8.90	5588	47.3640%	Fecal		CFU/100 mL	200	283.2	86400	-	43,553.1
5439000	1/17/2010	34.2	34.2	0.2602	8.90	5588	47.3640%	Fecal		CFU/100 mL	200	283.2	86400	-	43,553.1
5439000	2/8/2010	34.2	34.2	0.2602	8.90	5588	47.3640%	Fecal		CFU/100 mL	200	283.2	86400	-	43,553.1
5439000	7/13/2020	34.2	34.2	0.2602	8.90	5588	47.3640%	Fecal		CFU/100 mL	200	283.2	86400	-	43,553.1
5439000	2/21/2022	64	64	0.1459	9.34	5470	46.3638%	Fecal		CFU/100 mL	200	283.2	86400	-	45,706.0
5439000	6/22/2006	34.1	34.1	0.2602	8.87	5593	47.4063%	Fecal		CFU/100 mL	200	283.2	86400	-	43,425.7
5439000	4/25/2014	34.1	34.1	0.2602	8.87	5593	47.4063%	Fecal		CFU/100 mL	200	283.2	86400	-	43,425.7
5439000	4/2/2018	34.1	34.1	0.2602	8.87	5593	47.4063%	Fecal		CFU/100 mL	200	283.2	86400	-	43,425.7
5439000	7/22/2021	34.1	34.1	0.2602	8.87	5593	47.4063%	Fecal		CFU/100 mL	200	283.2	86400	-	43,425.7
5439000	3/29/2022	63.8	63.8	0.1459	9.31	5476	46.4146%	Fecal		CFU/100 mL	200	283.2	86400	-	45,563.2
5439000	1/20/1990	34	34	0.2602	8.85	5597	47.4402%	Fecal		CFU/100 mL	200	283.2	86400	-	43,298.4
5439000	7/12/1990	34	34	0.2602	8.85	5597	47.4402%	Fecal		CFU/100 mL	200	283.2	86400	-	43,298.4
5439000	7/26/1990	34	34	0.2602	8.85	5597	47.4402%	Fecal		CFU/100 mL	200	283.2	86400	-	43,298.4
5439000	11/18/1990	34	34	0.2602	8.85	5597	47.4402%	Fecal		CFU/100 mL	200	283.2	86400	-	43,298.4
5439000	11/19/1990	34	34	0.2602	8.85	5597	47.4402%	Fecal		CFU/100 mL	200	283.2	86400	-	43,298.4
5439000	1/4/1991	34	34	0.2602	8.85	5597	47.4402%	Fecal		CFU/100 mL	200	283.2	86400	-	43,298.4
5439000	2/26/1991	34	34	0.2602	8.85	5597	47.4402%	Fecal		CFU/100 mL	200	283.2	86400	-	43,298.4
5439000	11/22/1991	34	34	0.2602	8.85	5597	47.4402%	Fecal		CFU/100 mL	200	283.2	86400	-	43,298.4
5439000	12/27/1991	34	34	0.2602	8.85	5597	47.4402%	Fecal		CFU/100 mL	200	283.2	86400	-	43,298.4
5439000	1/2/1992	34	34	0.2602	8.85	5597	47.4402%	Fecal		CFU/100 mL	200	283.2	86400	-	43,298.4
5439000	2/2/1992	34	34	0.2602	8.85	5597	47.4402%	Fecal		CFU/100 mL	200	283.2	86400	-	43,298.4
5439000	2/12/1992	34	34	0.2602	8.85	5597	47.4402%	Fecal		CFU/100 mL	200	283.2	86400	-	43,298.4
5439000	4/7/1992	34	34	0.2602	8.85	5597	47.4402%	Fecal		CFU/100 mL	200	283.2	86400	-	43,298.4
5439000	7/18/1992	34	34	0.2602	8.85	5597	47.4402%	Fecal		CFU/100 mL	200	283.2	86400	-	43,298.4
5439000	9/15/1992	34	34	0.2602	8.85	5597	47.4402%	Fecal		CFU/100 mL	200	283.2	86400	-	43,298.4
5439000	11/1/1992	34	34	0.2602	8.85	5597	47.4402%	Fecal		CFU/100 mL	200	283.2	86400	-	43,298.4
5439000	2/18/1993	34	34	0.2602	8.85	5597	47.4402%	Fecal		CFU/100 mL	200	283.2	86400	-	43,298.4
5439000	2/21/1993	34	34	0.2602	8.85	5597	47.4402%	Fecal		CFU/100 mL	200	283.2	86400	-	43,298.4
5439000	8/7/1993	34	34	0.2602	8.85	5597	47.4402%	Fecal		CFU/100 mL	200	283.2	86400	-	43,298.4
5439000	12/7/1995	34	34	0.2602	8.85	5597	47.4402%	Fecal		CFU/100 mL	200	283.2	86400	-	43,298.4
5439000	5/1/1996	34	34	0.2602	8.85	5597	47.4402%	Fecal		CFU/100 mL	200	283.2	86400	-	43,298.4
5439000	8/27/1996	34	34	0.2602	8.85	5597	47.4402%	Fecal		CFU/100 mL	200	283.2	86400	-	43,298.4
5439000	6/14/1997	34	34	0.2602	8.85	5597	47.4402%	Fecal		CFU/100 mL	200	283.2	86400	-	43,298.4
5439000	7/14/1998	34	34	0.2602	8.85	5597	47.4402%	Fecal		CFU/100 mL	200	283.2	86400	-	43,298.4
5439000	7/19/1998	34	34	0.2602	8.85	5597	47.4402%	Fecal		CFU/100 mL	200	283.2	86400	-	43,298.4
5439000	12/20/1998	34	34	0.2602	8.85	5597	47.4402%	Fecal		CFU/100 mL	200	283.2	86400	-	43,298.4
5439000	3/10/2000	34	34	0.2602	8.85	5597	47.4402%	Fecal		CFU/100 mL	200	283.2	86400	-	43,298.4
5439000	5/6/2000	34	34	0.2602	8.85	5597	47.4402%	Fecal		CFU/100 mL	200	283.2	86400	-	43,298.4
5439000	5/7/2000	34	34	0.2602	8.85	5597	47.4402%	Fecal		CFU/100 mL	200	283.2	86400	-	43,298.4
5439000	11/15/2000	34	34	0.2602	8.85	5597	47.4402%	Fecal		CFU/100 mL	200	283.2	86400	-	43,298.4
5439000	2/7/2001	34	34	0.2602	8.85	5597	47.4402%	Fecal		CFU/100 mL	200	283.2	86400	-	43,298.4

Gage ID	Date	Discharge (CFS)	Gage Discharge (less Surrogate NPDES) (CFS)	Watershed Area Ratio	Calculated flow (CFS)	Rank	Flow Exceedance %	Parameter	Results	Units (mg or micro_gram	Limit/Standard	100mL/CF	sec/day	Actual Load (million colonies/day)	Allowable Load (million colonies/day)
5439000	5/12/2001	34	34	0.2602	8.85	5597	47.4402%	Fecal		CFU/100 mL	200	283.2	86400	-	43,298.4
5439000	6/24/2001	34	34	0.2602	8.85	5597	47.4402%	Fecal		CFU/100 mL	200	283.2	86400	-	43,298.4
5439000	1/25/2008	34	34	0.2602	8.85	5597	47.4402%	Fecal		CFU/100 mL	200	283.2	86400	-	43,298.4
5439000	1/27/2008	34	34	0.2602	8.85	5597	47.4402%	Fecal		CFU/100 mL	200	283.2	86400	-	43,298.4
5439000	6/24/2020	34	34	0.2602	8.85	5597	47.4402%	Fecal		CFU/100 mL	200	283.2	86400	-	43,298.4
5439000	11/1/1993	33.9	33.9	0.2602	8.82	5633	47.7454%	Fecal		CFU/100 mL	200	283.2	86400	-	43,171.0
5439000	2/15/2008	33.9	33.9	0.2602	8.82	5633	47.7454%	Fecal		CFU/100 mL	200	283.2	86400	-	43,171.0
5439000	4/7/2015	33.9	33.9	0.2602	8.82	5633	47.7454%	Fecal		CFU/100 mL	200	283.2	86400	-	43,171.0
5439000	11/8/2018	33.9	33.9	0.2602	8.82	5633	47.7454%	Fecal		CFU/100 mL	200	283.2	86400	-	43,171.0
5439000	6/7/2003	33.8	33.8	0.2602	8.80	5637	47.7793%	Fecal		CFU/100 mL	200	283.2	86400	-	43,043.7
5439000	7/11/2010	33.8	33.8	0.2602	8.80	5637	47.7793%	Fecal		CFU/100 mL	200	283.2	86400	-	43,043.7
5439000	12/12/2016	33.8	33.8	0.2602	8.80	5637	47.7793%	Fecal		CFU/100 mL	200	283.2	86400	-	43,043.7
5439000	7/12/2017	33.8	33.8	0.2602	8.80	5637	47.7793%	Fecal		CFU/100 mL	200	283.2	86400	-	43,043.7
5439000	1/30/2018	33.8	33.8	0.2602	8.80	5637	47.7793%	Fecal		CFU/100 mL	200	283.2	86400	-	43,043.7
5439000	7/27/2015	33.7	33.7	0.2602	8.77	5642	47.8217%	Fecal		CFU/100 mL	200	283.2	86400	-	42,916.3
5439000	7/2/2016	33.7	33.7	0.2602	8.77	5642	47.8217%	Fecal		CFU/100 mL	200	283.2	86400	-	42,916.3
5439000	4/26/2021	33.7	33.7	0.2602	8.77	5642	47.8217%	Fecal		CFU/100 mL	200	283.2	86400	-	42,916.3
5439000	3/7/2022	63	63	0.1459	9.19	5500	46.6181%	Fecal		CFU/100 mL	200	283.2	86400	-	44,991.8
5439000	3/21/2022	63	63	0.1459	9.19	5500	46.6181%	Fecal		CFU/100 mL	200	283.2	86400	-	44,991.8
5439000	11/6/1993	33.6	33.6	0.2602	8.74	5645	47.8471%	Fecal		CFU/100 mL	200	283.2	86400	-	42,789.0
5439000	5/5/2008	33.6	33.6	0.2602	8.74	5645	47.8471%	Fecal		CFU/100 mL	200	283.2	86400	-	42,789.0
5439000	6/9/2010	33.6	33.6	0.2602	8.74	5645	47.8471%	Fecal		CFU/100 mL	200	283.2	86400	-	42,789.0
5439000	8/14/2010	33.6	33.6	0.2602	8.74	5645	47.8471%	Fecal		CFU/100 mL	200	283.2	86400	-	42,789.0
5439000	3/18/2005	33.5	33.5	0.2602	8.72	5649	47.8810%	Fecal		CFU/100 mL	200	283.2	86400	-	42,661.6
5439000	9/18/2007	33.5	33.5	0.2602	8.72	5649	47.8810%	Fecal		CFU/100 mL	200	283.2	86400	-	42,661.6
5439000	2/19/2017	33.5	33.5	0.2602	8.72	5649	47.8810%	Fecal		CFU/100 mL	200	283.2	86400	-	42,661.6
5439000	11/30/2001	33.4	33.4	0.2602	8.69	5652	47.9064%	Fecal		CFU/100 mL	200	283.2	86400	-	42,534.3
5439000	5/4/2010	33.4	33.4	0.2602	8.69	5652	47.9064%	Fecal		CFU/100 mL	200	283.2	86400	-	42,534.3
5439000	7/9/2010	33.4	33.4	0.2602	8.69	5652	47.9064%	Fecal		CFU/100 mL	200	283.2	86400	-	42,534.3
5439000	8/19/2016	33.4	33.4	0.2602	8.69	5652	47.9064%	Fecal		CFU/100 mL	200	283.2	86400	-	42,534.3
5439000	11/25/2018	33.4	33.4	0.2602	8.69	5652	47.9064%	Fecal		CFU/100 mL	200	283.2	86400	-	42,534.3
5439000	11/12/1993	33.3	33.3	0.2602	8.67	5657	47.9488%	Fecal		CFU/100 mL	200	283.2	86400	-	42,406.9
5439000	8/20/2005	33.3	33.3	0.2602	8.67	5657	47.9488%	Fecal		CFU/100 mL	200	283.2	86400	-	42,406.9
5439000	11/26/2008	33.3	33.3	0.2602	8.67	5657	47.9488%	Fecal		CFU/100 mL	200	283.2	86400	-	42,406.9
5439000	1/18/2010	33.3	33.3	0.2602	8.67	5657	47.9488%	Fecal		CFU/100 mL	200	283.2	86400	-	42,406.9
5439000	5/29/2012	33.3	33.3	0.2602	8.67	5657	47.9488%	Fecal		CFU/100 mL	200	283.2	86400	-	42,406.9
5439000	4/24/2012	33.2	33.2	0.2602	8.64	5662	47.9912%	Fecal		CFU/100 mL	200	283.2	86400	-	42,279.6
5439000	12/9/2017	33.2	33.2	0.2602	8.64	5662	47.9912%	Fecal		CFU/100 mL	200	283.2	86400	-	42,279.6
5439000	11/26/2014	33.1	33.1	0.2602	8.61	5664	48.0081%	Fecal		CFU/100 mL	200	283.2	86400	-	42,152.2
5439000	7/20/2018	33.1	33.1	0.2602	8.61	5664	48.0081%	Fecal		CFU/100 mL	200	283.2	86400	-	42,152.2
5439000	8/15/1990	33	33	0.2602	8.59	5666	48.0251%	Fecal		CFU/100 mL	200	283.2	86400	-	42,024.9
5439000	1/6/1991	33	33	0.2602	8.59	5666	48.0251%	Fecal		CFU/100 mL	200	283.2	86400	-	42,024.9
5439000	2/25/1991	33	33	0.2602	8.59	5666	48.0251%	Fecal		CFU/100 mL	200	283.2	86400	-	42,024.9
5439000	3/10/1991	33	33	0.2602	8.59	5666	48.0251%	Fecal		CFU/100 mL	200	283.2	86400	-	42,024.9
5439000	3/12/1991	33	33	0.2602	8.59	5666	48.0251%	Fecal		CFU/100 mL	200	283.2	86400	-	42,024.9
5439000	6/20/1991	33	33	0.2602	8.59	5666	48.0251%	Fecal		CFU/100 mL	200	283.2	86400	-	42,024.9
5439000	11/15/1991	33	33	0.2602	8.59	5666	48.0251%	Fecal		CFU/100 mL	200	283.2	86400	-	42,024.9
5439000	1/4/1992	33	33	0.2602	8.59	5666	48.0251%	Fecal		CFU/100 mL	200	283.2	86400	-	42,024.9
5439000	1/7/1992	33	33	0.2602	8.59	5666	48.0251%	Fecal		CFU/100 mL	200	283.2	86400	-	42,024.9
5439000	2/6/1992	33	33	0.2602	8.59	5666	48.0251%	Fecal		CFU/100 mL	200	283.2	86400	-	42,024.9
5439000	2/22/1993	33	33	0.2602	8.59	5666	48.0251%	Fecal		CFU/100 mL	200	283.2	86400	-	42,024.9
5439000	7/16/1993	33	33	0.2602	8.59	5666	48.0251%	Fecal		CFU/100 mL	200	283.2	86400	-	42,024.9
5439000	11/2/1993	33	33	0.2602	8.59	5666	48.0251%	Fecal		CFU/100 mL	200	283.2	86400	-	42,024.9
5439000	11/28/1993	33	33	0.2602	8.59	5666	48.0251%	Fecal		CFU/100 mL	200	283.2	86400	-	42,024.9
5439000	2/13/1995	33	33	0.2602	8.59	5666	48.0251%	Fecal		CFU/100 mL	200	283.2	86400	-	42,024.9
5439000	4/29/1996	33	33	0.2602	8.59	5666	48.0251%	Fecal		CFU/100 mL	200	283.2	86400	-	42,024.9
5439000	6/7/1997	33	33	0.2602	8.59	5666	48.0251%	Fecal		CFU/100 mL	200	283.2	86400	-	42,024.9
5439000	11/3/1998	33	33	0.2602	8.59	5666	48.0251%	Fecal		CFU/100 mL	200	283.2	86400	-	42,024.9
5439000	11/25/1998	33	33	0.2602	8.59	5666	48.0251%	Fecal		CFU/100 mL	200	283.2	86400	-	42,024.9
5439000	11/30/1998	33	33	0.2602	8.59	5666	48.0251%	Fecal		CFU/100 mL	200	283.2	86400	-	42,024.9
5439000	4/7/1999	33	33	0.2602	8.59	5666	48.0251%	Fecal		CFU/100 mL	200	283.2	86400	-	42,024.9
5439000	7/4/1999	33	33	0.2602	8.59	5666	48.0251%	Fecal		CFU/100 mL	200	283.2	86400	-	42,024.9
5439000	3/11/2000	33	33	0.2602	8.59	5666	48.0251%	Fecal		CFU/100 mL	200	283.2	86400	-	42,024.9
5439000	3/20/2000	33	33	0.2602	8.59	5666	48.0251%	Fecal		CFU/100 mL	200	283.2	86400	-	42,024.9
5439000	5/24/2000	33	33	0.2602	8.59	5666	48.0251%	Fecal		CFU/100 mL	200	283.2	86400	-	42,024.9
5439000	10/6/2000	33	33	0.2602	8.59	5666	48.0251%	Fecal		CFU/100 mL	200	283.2	86400	-	42,024.9
5439000	11/16/2000	33	33	0.2602	8.59	5666	48.0251%	Fecal		CFU/100 mL	200	283.2	86400	-	42,024.9
5439000	5/9/2001	33	33	0.2602	8.59	5666	48.0251%	Fecal		CFU/100 mL	200	283.2	86400	-	42,024.9
5439000	5/15/2001	33	33	0.2602	8.59	5666	48.0251%	Fecal		CFU/100 mL	200	283.2	86400	-	42,024.9
5439000	5/26/2001	33	33	0.2602	8.59	5666	48.0251%	Fecal		CFU/100 mL	200	283.2	86400	-	42,024.9
5439000	12/15/2001	33	33	0.2602	8.59	5666	48.0251%	Fecal		CFU/100 mL	200	283.2	86400	-	42,024.9
5439000	9/5/2006	33	33	0.2602	8.59	5666	48.0251%	Fecal		CFU/100 mL	200	283.2	86400	-	42,024.9
5439000	1/28/2008	33	33	0.2602	8.59	5666	48.0251%	Fecal		CFU/100 mL	200	283.2	86400	-	42,024.9
5439000	1/29/2008	33	33	0.2602	8.59	5666	48.0251%	Fecal		CFU/100 mL	200	283.2	86400	-	42,024.9
5439000	2/2/2008	33	33	0.2602	8.59	5666	48.0251%	Fecal		CFU/100 mL	200	283.2	86400	-	42,024.9
5439000	2/20/2012	33	33	0.2602	8.59	5666	48.0251%	Fecal		CFU/100 mL	200	283.2	86400	-	42,024.9
5439000	12/7/2017	33	33	0.2602	8.59	5666	48.0251%	Fecal		CFU/100 mL	200	283.2	86400	-	42,024.9
5439000	9/9/2020	33	33	0.2602	8.59	5666	48.0251%	Fecal		CFU/100 mL	200	283.2	86400	-	42,024.9
5439000	10/23/2020	33	33	0.2602	8.59	5666	48.0251%	Fecal		CFU/100 mL	200	283.2	86400	-	42,024.9
5439000	4/13/2005	32.9	32.9	0.2602	8.56	5705	48.3557%	Fecal		CFU/100 mL	200	283.2	86400	-	41,897.5
5439000	6/21/2006	32.9	32.9	0.2602	8.56	5705	48.3557%	Fecal		CFU/100 mL	200	283.2	86400	-	41,897.5
5439000	1/25/2007	32.9	32.9	0.2602	8.56	5705	48.3557%	Fecal		CFU/100 mL	200	283.2	86400	-	41,897.5
5439000	7/25/2008	32.9	32.9	0.2602	8.56	5705	48.3557%	Fecal		CFU/100 mL	200	283.2	86400	-	41,897.5
5439000	11/23/2009	32.9	32.9	0.2602	8.56	5705	48.3557%	Fecal		CFU/100 mL	200	283.2	86400	-	41,897.5
5439000	6/28/2008	32.8	32.8	0.2602	8.54	5710	48.3980%	Fecal		CFU/100 mL	200	283.2	86400	-	41,770.2
5439000	5/28/2012	32.8	32.8	0.2602	8.54	5710	48.3980%	Fecal		CFU/100 mL	200	283.2	86400	-	41,770.2
5439000	12/23/2018	32.8	32.8	0.2602	8.54	5710	48.3980%	Fecal		CFU/100 mL	200	283.2	86400	-	41,770.2
5439000	7/2/2020	32.8	32.8	0.2602	8.54	5710	48.3980%	Fecal		CFU/100 mL	200	283.2	86400	-	41,770.2
5439000	6/17/2021	32.8	32.8	0.2602	8.54	5710	48.3980%	Fecal		CFU/100 mL	200	283.2	86400	-	41,770.2
5439000	3/21/2004	32.7	32.7	0.2602	8.51	5716	48.4489%	Fecal		CFU/100 mL	200	283.2	86400	-	41,642.8
5439000	4/14/2004	32.7	32.7	0.2602	8.51	5716	48.4489%	Fecal		CFU/100 mL	200	283.2	86400	-	41,642.8
5439000	10/22/2009	32.7	32.7	0.2602	8.51	5716	48.4489%	Fecal		CFU/100 mL	200	283.2	86400	-	41,642.8
5439000	4/26/2012	32.7	32.7	0.2602	8.51	5716	48.4489%	Fecal		CFU/100 mL	200	283.2	86400	-	41,642.8
5439000	4/18/2018	32.7	32.7	0.2602	8.51	5716	48.4489%	Fecal		CFU/100 mL	200	283.2	86400	-	41,642.8
5439000	2/18/2018	32.6	32.6	0.2602	8.48	5721	48.4913%	Fecal		CFU/100 mL	200	283.2	86400	-	41,515.5
5439000	2/16/2022	32.6	32.6	0.2602	8.48	5721	48.4913%	Fecal		CFU/100 mL	200	283.2	86400	-	41,515.5
5439000	11/15/1993	32.5	32.5	0.2602	8.46	5723	48.5082%	Fecal		CFU/100 mL	200	283.2	86400	-	41,388.1
5439000	6/25/2007	32.5	32.5	0.2602	8.46	5723	48.5082%	Fecal		CFU/100 mL	200	283.2	86400	-	41,388.1
5439000	1/14/2009	32.5	32.5	0.2602	8.46	5723	48.5082%	Fecal		CFU/100 mL	200	283.2	86400	-	41,388.1
5439000	1/15/2009	32.5	32.5	0.2602	8.46	5723	48.5082%	Fecal		CFU/100 mL	200	283.2	86400	-	41,388.1
5439000	1/18/2009	32.5	32.5	0.2602	8.46	5723	48.5082%	Fecal		CFU/100 mL	200	283.2	86400	-	41,388.1
5439000	1/12/2017	32.5	32.5	0.2602	8.46	5723	48.5082%	Fecal		CFU/100 mL	200	283.2	86400	-	41,388.1
5439000	11/13/2017	32.5	32.5	0.2602	8.46	5723	48.5082%	Fecal		CFU/100 mL	200	283.2	86400	-	41,388.1
5439000	7/14/2019	32.5	32.5	0.2602	8.46	5723	48.5082%	Fecal		CFU/100 mL	200	283.2	86400	-	41,388.1
5439000	5/7/2004	32.4	32.4	0.2602	8.43	5731	48.5760%	Fecal		CFU/100 mL	200	283.2	86400	-	41,260.8
5439000	6/3/2006	32.4	32.4	0.2602	8.43	5731	48.5760%	Fecal		CFU/100 mL	200	283.2	86400	-	41,260.8
5439000	6/8/2021	32.4	32.4	0.2602	8.43	5731	48.5760%	Fecal		CFU/100 mL	200	283.2	86400	-	41,260.8
5439000	6/9/2021	32.4	32.4	0.2602	8.43	5731	48.5760%	Fecal		CFU/100 mL	200	283.2	86400	-	41,260.8
5439000	5/6/2008	32.3	32.3	0.2602	8.41	5735	48.6099%	Fecal		CFU/100 mL	200	283.2	86400	-	41,133.4
5439000	11/27/2008	32.3	32.3	0.2602	8.41	5735	48.6099%	Fecal		CFU/100 mL	200	283.2	86400	-	41,133.4
5439000	5/5/2010	32.3	32.3	0.2602	8.41	5735	48.6099%	Fecal		CFU/100 mL	200	283.2	86400	-	41,133.4
5439000	8/1/2010	32.3	32.3	0.2602	8.41	5735	48.6099%	Fecal		CFU/100 mL	200	283.2	86400	-	41,133.4
5439000	4/14/1994	32.2	32.2	0.2602	8.38	5739	48.6438%	Fecal		CFU/100 mL	200	283.2	86400	-	41,006.1
5439000	6/5/2021	32.1	32.1	0.2602	8.35	5741	48.6608%	Fecal		CFU/100 mL	200	283.2	86400	-	40,878.7
5439000	1/9/1990	32	32	0.2602	8.33	5742	48.6693%	Fecal		CFU/100 mL	200	283.2	86400	-	40,751.4
5439000	1/10/1990	32	32	0.2602	8.33	5742	48.6693%	Fecal		CFU/100 mL	200	283.2	86400	-	40,751.4
5439000	7/16/1990	32	32	0.2602	8.33	5742	48.6693%	Fecal		CFU/100 mL	200	283.2	86400	-	40,751.4
5439000	7/27/1990	32	32	0.2602	8.33	5742	48.6693%	Fecal		CFU/100 mL	200	283.2	86400	-	40,751.4
5439000	7/30/1990	32	32	0.2602	8.33	5742	48.6693%	Fecal		CFU/100 mL	200	283.2	86400	-	40,751.4
5439000	10/20/1990	32	32	0.2602	8.33	5742	48.6693%	Fecal		CFU/100 mL	200	283.2	86400	-	40,751.4
5439000	11/22/1990	32	32	0.2602	8.33	5742	48.6693%	Fecal		CFU/100 mL	200	283.2	86400	-	40,751.4
5439000	1/8/1991	32	32	0.2602	8.33	5742	48.6693%	Fecal		CFU/100 mL	200	283.2	86400	-	40,751.4
5439000	3/11/1991	32	32	0.2602	8.33	5742	48.6693%	Fecal		CFU/100 mL	200	283.2	86400	-	40,751.4
5439000	12/30/1991	32	32	0.2602	8.33	5742	48.6693%	Fecal		CFU/100 mL	200	283.2	86400	-	40,751.4
5439000	1/5/1992	32	32	0.2602	8.33	5742	48.6693%	Fecal		CFU/100 mL	200	283.2	86400	-	40,751.4

Gage ID	Date	Discharge (CFS)	Gage Discharge (less Surrogate NPDES) (CFS)	Watershed Area Ratio	Calculated flow (CFS)	Rank	Flow Exceedance %	Parameter	Results	Units (mg or micro_gram	Limit/Standard	100mL/CF	sec/day	Actual Load (million colonies/day)	Allowable Load (million colonies/day)
5439000	2/5/1992	32	32	0.2602	8.33	5742	48.6693%	Fecal		CFU/100 mL	200	283.2	86400	-	40,751.4
5439000	4/9/1992	32	32	0.2602	8.33	5742	48.6693%	Fecal		CFU/100 mL	200	283.2	86400	-	40,751.4
5439000	9/16/1992	32	32	0.2602	8.33	5742	48.6693%	Fecal		CFU/100 mL	200	283.2	86400	-	40,751.4
5439000	2/15/1993	32	32	0.2602	8.33	5742	48.6693%	Fecal		CFU/100 mL	200	283.2	86400	-	40,751.4
5439000	2/17/1993	32	32	0.2602	8.33	5742	48.6693%	Fecal		CFU/100 mL	200	283.2	86400	-	40,751.4
5439000	2/24/1993	32	32	0.2602	8.33	5742	48.6693%	Fecal		CFU/100 mL	200	283.2	86400	-	40,751.4
5439000	9/6/1993	32	32	0.2602	8.33	5742	48.6693%	Fecal		CFU/100 mL	200	283.2	86400	-	40,751.4
5439000	11/14/1993	32	32	0.2602	8.33	5742	48.6693%	Fecal		CFU/100 mL	200	283.2	86400	-	40,751.4
5439000	2/14/1995	32	32	0.2602	8.33	5742	48.6693%	Fecal		CFU/100 mL	200	283.2	86400	-	40,751.4
5439000	2/15/1995	32	32	0.2602	8.33	5742	48.6693%	Fecal		CFU/100 mL	200	283.2	86400	-	40,751.4
5439000	3/4/1995	32	32	0.2602	8.33	5742	48.6693%	Fecal		CFU/100 mL	200	283.2	86400	-	40,751.4
5439000	3/5/1995	32	32	0.2602	8.33	5742	48.6693%	Fecal		CFU/100 mL	200	283.2	86400	-	40,751.4
5439000	7/2/1995	32	32	0.2602	8.33	5742	48.6693%	Fecal		CFU/100 mL	200	283.2	86400	-	40,751.4
5439000	11/29/1995	32	32	0.2602	8.33	5742	48.6693%	Fecal		CFU/100 mL	200	283.2	86400	-	40,751.4
5439000	4/19/1996	32	32	0.2602	8.33	5742	48.6693%	Fecal		CFU/100 mL	200	283.2	86400	-	40,751.4
5439000	7/9/1996	32	32	0.2602	8.33	5742	48.6693%	Fecal		CFU/100 mL	200	283.2	86400	-	40,751.4
5439000	12/18/1996	32	32	0.2602	8.33	5742	48.6693%	Fecal		CFU/100 mL	200	283.2	86400	-	40,751.4
5439000	1/3/1997	32	32	0.2602	8.33	5742	48.6693%	Fecal		CFU/100 mL	200	283.2	86400	-	40,751.4
5439000	6/29/1997	32	32	0.2602	8.33	5742	48.6693%	Fecal		CFU/100 mL	200	283.2	86400	-	40,751.4
5439000	7/2/1998	32	32	0.2602	8.33	5742	48.6693%	Fecal		CFU/100 mL	200	283.2	86400	-	40,751.4
5439000	8/4/1998	32	32	0.2602	8.33	5742	48.6693%	Fecal		CFU/100 mL	200	283.2	86400	-	40,751.4
5439000	3/12/2000	32	32	0.2602	8.33	5742	48.6693%	Fecal		CFU/100 mL	200	283.2	86400	-	40,751.4
5439000	8/9/2000	32	32	0.2602	8.33	5742	48.6693%	Fecal		CFU/100 mL	200	283.2	86400	-	40,751.4
5439000	5/14/2001	32	32	0.2602	8.33	5742	48.6693%	Fecal		CFU/100 mL	200	283.2	86400	-	40,751.4
5439000	5/30/2001	32	32	0.2602	8.33	5742	48.6693%	Fecal		CFU/100 mL	200	283.2	86400	-	40,751.4
5439000	4/6/2005	32	32	0.2602	8.33	5742	48.6693%	Fecal		CFU/100 mL	200	283.2	86400	-	40,751.4
5439000	1/30/2008	32	32	0.2602	8.33	5742	48.6693%	Fecal		CFU/100 mL	200	283.2	86400	-	40,751.4
5439000	2/1/2008	32	32	0.2602	8.33	5742	48.6693%	Fecal		CFU/100 mL	200	283.2	86400	-	40,751.4
5439000	2/3/2008	32	32	0.2602	8.33	5742	48.6693%	Fecal		CFU/100 mL	200	283.2	86400	-	40,751.4
5439000	11/30/2008	32	32	0.2602	8.33	5742	48.6693%	Fecal		CFU/100 mL	200	283.2	86400	-	40,751.4
5439000	1/19/2010	32	32	0.2602	8.33	5742	48.6693%	Fecal		CFU/100 mL	200	283.2	86400	-	40,751.4
5439000	4/3/2012	32	32	0.2602	8.33	5742	48.6693%	Fecal		CFU/100 mL	200	283.2	86400	-	40,751.4
5439000	2/12/2016	32	32	0.2602	8.33	5742	48.6693%	Fecal		CFU/100 mL	200	283.2	86400	-	40,751.4
5439000	4/6/2018	32	32	0.2602	8.33	5742	48.6693%	Fecal		CFU/100 mL	200	283.2	86400	-	40,751.4
5439000	4/6/1994	31.9	31.9	0.2602	8.30	5787	49.0507%	Fecal		CFU/100 mL	200	283.2	86400	-	40,624.1
5439000	10/22/2008	31.9	31.9	0.2602	8.30	5787	49.0507%	Fecal		CFU/100 mL	200	283.2	86400	-	40,624.1
5439000	7/5/2011	31.9	31.9	0.2602	8.30	5787	49.0507%	Fecal		CFU/100 mL	200	283.2	86400	-	40,624.1
5439000	7/23/2014	31.9	31.9	0.2602	8.30	5787	49.0507%	Fecal		CFU/100 mL	200	283.2	86400	-	40,624.1
5439000	11/2/2015	31.9	31.9	0.2602	8.30	5787	49.0507%	Fecal		CFU/100 mL	200	283.2	86400	-	40,624.1
5439000	6/18/2021	31.9	31.9	0.2602	8.30	5787	49.0507%	Fecal		CFU/100 mL	200	283.2	86400	-	40,624.1
5439000	11/24/2001	31.8	31.8	0.2602	8.28	5793	49.1015%	Fecal		CFU/100 mL	200	283.2	86400	-	40,496.7
5439000	12/1/2008	31.8	31.8	0.2602	8.28	5793	49.1015%	Fecal		CFU/100 mL	200	283.2	86400	-	40,496.7
5439000	4/25/2012	31.8	31.8	0.2602	8.28	5793	49.1015%	Fecal		CFU/100 mL	200	283.2	86400	-	40,496.7
5439000	3/8/2016	31.8	31.8	0.2602	8.28	5793	49.1015%	Fecal		CFU/100 mL	200	283.2	86400	-	40,496.7
5439000	10/30/2001	31.7	31.7	0.2602	8.25	5797	49.1354%	Fecal		CFU/100 mL	200	283.2	86400	-	40,369.4
5439000	12/17/2001	31.7	31.7	0.2602	8.25	5797	49.1354%	Fecal		CFU/100 mL	200	283.2	86400	-	40,369.4
5439000	11/27/2004	31.7	31.7	0.2602	8.25	5797	49.1354%	Fecal		CFU/100 mL	200	283.2	86400	-	40,369.4
5439000	1/23/2007	31.7	31.7	0.2602	8.25	5797	49.1354%	Fecal		CFU/100 mL	200	283.2	86400	-	40,369.4
5439000	6/11/2007	31.7	31.7	0.2602	8.25	5797	49.1354%	Fecal		CFU/100 mL	200	283.2	86400	-	40,369.4
5439000	7/16/2013	31.7	31.7	0.2602	8.25	5797	49.1354%	Fecal		CFU/100 mL	200	283.2	86400	-	40,369.4
5439000	10/19/2014	31.7	31.7	0.2602	8.25	5797	49.1354%	Fecal		CFU/100 mL	200	283.2	86400	-	40,369.4
5439000	4/19/2018	31.7	31.7	0.2602	8.25	5797	49.1354%	Fecal		CFU/100 mL	200	283.2	86400	-	40,369.4
5439000	6/7/2018	31.7	31.7	0.2602	8.25	5797	49.1354%	Fecal		CFU/100 mL	200	283.2	86400	-	40,369.4
5439000	6/29/2002	31.6	31.6	0.2602	8.22	5806	49.2117%	Fecal		CFU/100 mL	200	283.2	86400	-	40,242.0
5439000	5/30/2013	31.6	31.6	0.2602	8.22	5806	49.2117%	Fecal		CFU/100 mL	200	283.2	86400	-	40,242.0
5439000	12/13/1993	31.5	31.5	0.2602	8.20	5808	49.2287%	Fecal		CFU/100 mL	200	283.2	86400	-	40,114.7
5439000	7/13/2003	31.5	31.5	0.2602	8.20	5808	49.2287%	Fecal		CFU/100 mL	200	283.2	86400	-	40,114.7
5439000	6/20/2006	31.5	31.5	0.2602	8.20	5808	49.2287%	Fecal		CFU/100 mL	200	283.2	86400	-	40,114.7
5439000	5/17/2007	31.5	31.5	0.2602	8.20	5808	49.2287%	Fecal		CFU/100 mL	200	283.2	86400	-	40,114.7
5439000	1/20/2010	31.5	31.5	0.2602	8.20	5808	49.2287%	Fecal		CFU/100 mL	200	283.2	86400	-	40,114.7
5439000	11/24/2011	31.5	31.5	0.2602	8.20	5808	49.2287%	Fecal		CFU/100 mL	200	283.2	86400	-	40,114.7
5439000	5/3/2012	31.5	31.5	0.2602	8.20	5808	49.2287%	Fecal		CFU/100 mL	200	283.2	86400	-	40,114.7
5439000	11/17/2013	31.5	31.5	0.2602	8.20	5808	49.2287%	Fecal		CFU/100 mL	200	283.2	86400	-	40,114.7
5439000	11/1/2015	31.5	31.5	0.2602	8.20	5808	49.2287%	Fecal		CFU/100 mL	200	283.2	86400	-	40,114.7
5439000	6/24/2008	31.4	31.4	0.2602	8.17	5817	49.3050%	Fecal		CFU/100 mL	200	283.2	86400	-	39,987.3
5439000	6/26/2008	31.4	31.4	0.2602	8.17	5817	49.3050%	Fecal		CFU/100 mL	200	283.2	86400	-	39,987.3
5439000	2/22/2010	31.4	31.4	0.2602	8.17	5817	49.3050%	Fecal		CFU/100 mL	200	283.2	86400	-	39,987.3
5439000	8/24/2016	31.4	31.4	0.2602	8.17	5817	49.3050%	Fecal		CFU/100 mL	200	283.2	86400	-	39,987.3
5439000	3/23/2005	31.3	31.3	0.2602	8.15	5821	49.3389%	Fecal		CFU/100 mL	200	283.2	86400	-	39,860.0
5439000	3/16/2006	31.3	31.3	0.2602	8.15	5821	49.3389%	Fecal		CFU/100 mL	200	283.2	86400	-	39,860.0
5439000	4/24/2006	31.3	31.3	0.2602	8.15	5821	49.3389%	Fecal		CFU/100 mL	200	283.2	86400	-	39,860.0
5439000	6/29/2008	31.3	31.3	0.2602	8.15	5821	49.3389%	Fecal		CFU/100 mL	200	283.2	86400	-	39,860.0
5439000	12/23/2009	31.3	31.3	0.2602	8.15	5821	49.3389%	Fecal		CFU/100 mL	200	283.2	86400	-	39,860.0
5439000	5/29/2013	31.3	31.3	0.2602	8.15	5821	49.3389%	Fecal		CFU/100 mL	200	283.2	86400	-	39,860.0
5439000	6/30/2017	31.3	31.3	0.2602	8.15	5821	49.3389%	Fecal		CFU/100 mL	200	283.2	86400	-	39,860.0
5439000	7/15/2003	31.2	31.2	0.2602	8.12	5828	49.3982%	Fecal		CFU/100 mL	200	283.2	86400	-	39,732.6
5439000	7/2/2004	31.2	31.2	0.2602	8.12	5828	49.3982%	Fecal		CFU/100 mL	200	283.2	86400	-	39,732.6
5439000	4/23/2012	31.2	31.2	0.2602	8.12	5828	49.3982%	Fecal		CFU/100 mL	200	283.2	86400	-	39,732.6
5439000	7/28/2015	31.2	31.2	0.2602	8.12	5828	49.3982%	Fecal		CFU/100 mL	200	283.2	86400	-	39,732.6
5439000	2/27/2022	58.4	58.4	0.1459	8.52	5715	48.4404%	Fecal		CFU/100 mL	200	283.2	86400	-	41,706.7
5439000	6/22/2007	31.1	31.1	0.2602	8.09	5832	49.4321%	Fecal		CFU/100 mL	200	283.2	86400	-	39,605.3
5439000	1/21/2010	31.1	31.1	0.2602	8.09	5832	49.4321%	Fecal		CFU/100 mL	200	283.2	86400	-	39,605.3
5439000	7/14/2010	31.1	31.1	0.2602	8.09	5832	49.4321%	Fecal		CFU/100 mL	200	283.2	86400	-	39,605.3
5439000	5/30/2012	31.1	31.1	0.2602	8.09	5832	49.4321%	Fecal		CFU/100 mL	200	283.2	86400	-	39,605.3
5439000	1/25/1990	31	31	0.2602	8.07	5836	49.4660%	Fecal		CFU/100 mL	200	283.2	86400	-	39,477.9
5439000	7/15/1990	31	31	0.2602	8.07	5836	49.4660%	Fecal		CFU/100 mL	200	283.2	86400	-	39,477.9
5439000	11/20/1990	31	31	0.2602	8.07	5836	49.4660%	Fecal		CFU/100 mL	200	283.2	86400	-	39,477.9
5439000	1/11/1991	31	31	0.2602	8.07	5836	49.4660%	Fecal		CFU/100 mL	200	283.2	86400	-	39,477.9
5439000	2/27/1991	31	31	0.2602	8.07	5836	49.4660%	Fecal		CFU/100 mL	200	283.2	86400	-	39,477.9
5439000	6/21/1991	31	31	0.2602	8.07	5836	49.4660%	Fecal		CFU/100 mL	200	283.2	86400	-	39,477.9
5439000	6/22/1991	31	31	0.2602	8.07	5836	49.4660%	Fecal		CFU/100 mL	200	283.2	86400	-	39,477.9
5439000	11/23/1991	31	31	0.2602	8.07	5836	49.4660%	Fecal		CFU/100 mL	200	283.2	86400	-	39,477.9
5439000	5/14/1992	31	31	0.2602	8.07	5836	49.4660%	Fecal		CFU/100 mL	200	283.2	86400	-	39,477.9
5439000	9/13/1992	31	31	0.2602	8.07	5836	49.4660%	Fecal		CFU/100 mL	200	283.2	86400	-	39,477.9
5439000	2/23/1993	31	31	0.2602	8.07	5836	49.4660%	Fecal		CFU/100 mL	200	283.2	86400	-	39,477.9
5439000	2/25/1993	31	31	0.2602	8.07	5836	49.4660%	Fecal		CFU/100 mL	200	283.2	86400	-	39,477.9
5439000	2/26/1993	31	31	0.2602	8.07	5836	49.4660%	Fecal		CFU/100 mL	200	283.2	86400	-	39,477.9
5439000	7/17/1993	31	31	0.2602	8.07	5836	49.4660%	Fecal		CFU/100 mL	200	283.2	86400	-	39,477.9
5439000	8/9/1993	31	31	0.2602	8.07	5836	49.4660%	Fecal		CFU/100 mL	200	283.2	86400	-	39,477.9
5439000	8/10/1993	31	31	0.2602	8.07	5836	49.4660%	Fecal		CFU/100 mL	200	283.2	86400	-	39,477.9
5439000	7/10/1995	31	31	0.2602	8.07	5836	49.4660%	Fecal		CFU/100 mL	200	283.2	86400	-	39,477.9
5439000	6/8/1997	31	31	0.2602	8.07	5836	49.4660%	Fecal		CFU/100 mL	200	283.2	86400	-	39,477.9
5439000	6/11/1997	31	31	0.2602	8.07	5836	49.4660%	Fecal		CFU/100 mL	200	283.2	86400	-	39,477.9
5439000	6/17/1997	31	31	0.2602	8.07	5836	49.4660%	Fecal		CFU/100 mL	200	283.2	86400	-	39,477.9
5439000	8/15/1997	31	31	0.2602	8.07	5836	49.4660%	Fecal		CFU/100 mL	200	283.2	86400	-	39,477.9
5439000	1/20/1998	31	31	0.2602	8.07	5836	49.4660%	Fecal		CFU/100 mL	200	283.2	86400	-	39,477.9
5439000	11/24/1998	31	31	0.2602	8.07	5836	49.4660%	Fecal		CFU/100 mL	200	283.2	86400	-	39,477.9
5439000	9/27/1999	31	31	0.2602	8.07	5836	49.4660%	Fecal		CFU/100 mL	200	283.2	86400	-	39,477.9
5439000	3/13/2000	31	31	0.2602	8.07	5836	49.4660%	Fecal		CFU/100 mL	200	283.2	86400	-	39,477.9
5439000	7/20/2000	31	31	0.2602	8.07	5836	49.4660%	Fecal		CFU/100 mL	200	283.2	86400	-	39,477.9
5439000	7/31/2000	31	31	0.2602	8.07	5836	49.4660%	Fecal		CFU/100 mL	200	283.2	86400	-	39,477.9
5439000	8/2/2000	31	31	0.2602	8.07	5836	49.4660%	Fecal		CFU/100 mL	200	283.2	86400	-	39,477.9
5439000	5/13/2001	31	31	0.2602	8.07	5836	49.4660%	Fecal		CFU/100 mL	200	283.2	86400	-	39,477.9
5439000	5/16/2001	31	31	0.2602	8.07	5836	49.4660%	Fecal		CFU/100 mL	200	283.2	86400	-	39,477.9
5439000	1/31/2008	31	31	0.2602	8.07	5836	49.4660%	Fecal		CFU/100 mL	200	283.2	86400	-	39,477.9
5439000	12/20/2009	31	31	0.2602	8.07	5836	49.4660%	Fecal		CFU/100 mL	200	283.2	86400	-	39,477.9
5439000	2/28/2016	31	31	0.2602	8.07	5836	49.4660%	Fecal		CFU/100 mL	200	283.2	86400	-	39,477.9
5439000	5/8/2004	30.9	30.9	0.2602	8.04	5869	49.7457%	Fecal		CFU/100 mL	200	283.2	86400	-	39,350.6
5439000	1/27/2007	30.9	30.9	0.2602	8.04	5869	49.7457%	Fecal		CFU/100 mL	200	283.2	86400	-	39,350.6
5439000	7/11/2011	30.9	30.9	0.2602	8.04	5869	49.7457%	Fecal		CFU/100 mL	200	283.2	86400	-	39,350.6
5439000	11/25/2011	30.9	30.9	0.2602	8.04	5869	49.7457%	Fecal		CFU/100 mL	200	283.2	86400	-	39,350.6
5439000	2/18/2016	30.9	30.9	0.2602	8.04	5869	49.7457%	Fecal		CFU/100 mL	200	283.2	86400	-	39,350.6
5439000	6/27/2017	30.9	30.9	0.2602	8.04	5869	49.7457%	Fecal		CFU/100 mL	200	283.2	86400	-	39,350.6
5439000	11/7/1993	30.8	30.8	0.2602	8.02	5875	49.7966%	Fecal		CFU/100 mL	200	283.2	86400	-	39,223.2
5439000	4/7/2005	30.8	30.8	0.2602	8.02	5875	49.7966%	Fecal		CFU/100 mL	200	283.2	86400	-	39,223.2

Gage ID	Date	Discharge (CFS)	Gage Discharge (less Surrogate NPDES) (CFS)	Watershed Area Ratio	Calculated flow (CFS)	Rank	Flow Exceedance %	Parameter	Results	Units (mg or micro_gram	Limit/Standard	100mL/CF	sec/day	Actual Load (million colonies/day)	Allowable Load (million colonies/day)
5439000	5/27/2013	30.8	30.8	0.2602	8.02	5875	49.7966%	Fecal		CFU/100 mL	200	283.2	86400	-	39,223.2
5439000	7/2/2006	30.7	30.7	0.2602	7.99	5878	49.8220%	Fecal		CFU/100 mL	200	283.2	86400	-	39,095.9
5439000	1/22/2010	30.7	30.7	0.2602	7.99	5878	49.8220%	Fecal		CFU/100 mL	200	283.2	86400	-	39,095.9
5439000	4/4/2013	30.7	30.7	0.2602	7.99	5878	49.8220%	Fecal		CFU/100 mL	200	283.2	86400	-	39,095.9
5439000	8/7/2017	30.7	30.7	0.2602	7.99	5878	49.8220%	Fecal		CFU/100 mL	200	283.2	86400	-	39,095.9
5439000	12/21/2019	30.7	30.7	0.2602	7.99	5878	49.8220%	Fecal		CFU/100 mL	200	283.2	86400	-	39,095.9
5439000	4/28/2021	30.7	30.7	0.2602	7.99	5878	49.8220%	Fecal		CFU/100 mL	200	283.2	86400	-	39,095.9
5439000	3/22/2022	57.4	57.4	0.1459	8.38	5740	48.6523%	Fecal		CFU/100 mL	200	283.2	86400	-	40,992.6
5439000	5/9/2004	30.6	30.6	0.2602	7.96	5884	49.8729%	Fecal		CFU/100 mL	200	283.2	86400	-	38,968.5
5439000	4/22/2005	30.6	30.6	0.2602	7.96	5884	49.8729%	Fecal		CFU/100 mL	200	283.2	86400	-	38,968.5
5439000	11/19/1993	30.5	30.5	0.2602	7.94	5886	49.8898%	Fecal		CFU/100 mL	200	283.2	86400	-	38,841.2
5439000	6/7/2010	30.5	30.5	0.2602	7.94	5886	49.8898%	Fecal		CFU/100 mL	200	283.2	86400	-	38,841.2
5439000	7/28/2016	30.5	30.5	0.2602	7.94	5886	49.8898%	Fecal		CFU/100 mL	200	283.2	86400	-	38,841.2
5439000	12/16/2001	30.4	30.4	0.2602	7.91	5889	49.9152%	Fecal		CFU/100 mL	200	283.2	86400	-	38,713.8
5439000	7/6/2004	30.4	30.4	0.2602	7.91	5889	49.9152%	Fecal		CFU/100 mL	200	283.2	86400	-	38,713.8
5439000	11/8/1993	30.3	30.3	0.2602	7.88	5891	49.9322%	Fecal		CFU/100 mL	200	283.2	86400	-	38,586.5
5439000	12/19/2001	30.3	30.3	0.2602	7.88	5891	49.9322%	Fecal		CFU/100 mL	200	283.2	86400	-	38,586.5
5439000	7/31/2007	30.3	30.3	0.2602	7.88	5891	49.9322%	Fecal		CFU/100 mL	200	283.2	86400	-	38,586.5
5439000	4/7/2013	30.3	30.3	0.2602	7.88	5891	49.9322%	Fecal		CFU/100 mL	200	283.2	86400	-	38,586.5
5439000	7/13/2018	30.3	30.3	0.2602	7.88	5891	49.9322%	Fecal		CFU/100 mL	200	283.2	86400	-	38,586.5
5439000	12/22/2019	30.3	30.3	0.2602	7.88	5891	49.9322%	Fecal		CFU/100 mL	200	283.2	86400	-	38,586.5
5439000	7/11/2020	30.3	30.3	0.2602	7.88	5891	49.9322%	Fecal		CFU/100 mL	200	283.2	86400	-	38,586.5
5439000	12/18/2001	30.2	30.2	0.2602	7.86	5898	49.9915%	Fecal		CFU/100 mL	200	283.2	86400	-	38,459.1
5439000	5/26/2012	30.2	30.2	0.2602	7.86	5898	49.9915%	Fecal		CFU/100 mL	200	283.2	86400	-	38,459.1
5439000	6/5/2012	30.2	30.2	0.2602	7.86	5898	49.9915%	Fecal		CFU/100 mL	200	283.2	86400	-	38,459.1
5439000	4/24/2014	30.2	30.2	0.2602	7.86	5898	49.9915%	Fecal		CFU/100 mL	200	283.2	86400	-	38,459.1
5439000	12/8/2017	30.2	30.2	0.2602	7.86	5898	49.9915%	Fecal		CFU/100 mL	200	283.2	86400	-	38,459.1
5439000	7/12/2018	30.2	30.2	0.2602	7.86	5898	49.9915%	Fecal		CFU/100 mL	200	283.2	86400	-	38,459.1
5439000	11/28/2001	30.1	30.1	0.2602	7.83	5904	50.0424%	Fecal		CFU/100 mL	200	283.2	86400	-	38,331.8
5439000	6/30/2002	30.1	30.1	0.2602	7.83	5904	50.0424%	Fecal		CFU/100 mL	200	283.2	86400	-	38,331.8
5439000	4/25/2006	30.1	30.1	0.2602	7.83	5904	50.0424%	Fecal		CFU/100 mL	200	283.2	86400	-	38,331.8
5439000	6/18/2007	30.1	30.1	0.2602	7.83	5904	50.0424%	Fecal		CFU/100 mL	200	283.2	86400	-	38,331.8
5439000	12/13/2016	30.1	30.1	0.2602	7.83	5904	50.0424%	Fecal		CFU/100 mL	200	283.2	86400	-	38,331.8
5439000	7/13/1990	30	30	0.2602	7.81	5910	50.0932%	Fecal		CFU/100 mL	200	283.2	86400	-	38,204.4
5439000	8/8/1990	30	30	0.2602	7.81	5910	50.0932%	Fecal		CFU/100 mL	200	283.2	86400	-	38,204.4
5439000	11/23/1990	30	30	0.2602	7.81	5910	50.0932%	Fecal		CFU/100 mL	200	283.2	86400	-	38,204.4
5439000	11/24/1990	30	30	0.2602	7.81	5910	50.0932%	Fecal		CFU/100 mL	200	283.2	86400	-	38,204.4
5439000	1/13/1991	30	30	0.2602	7.81	5910	50.0932%	Fecal		CFU/100 mL	200	283.2	86400	-	38,204.4
5439000	2/2/1991	30	30	0.2602	7.81	5910	50.0932%	Fecal		CFU/100 mL	200	283.2	86400	-	38,204.4
5439000	12/31/1991	30	30	0.2602	7.81	5910	50.0932%	Fecal		CFU/100 mL	200	283.2	86400	-	38,204.4
5439000	1/1/1992	30	30	0.2602	7.81	5910	50.0932%	Fecal		CFU/100 mL	200	283.2	86400	-	38,204.4
5439000	2/3/1992	30	30	0.2602	7.81	5910	50.0932%	Fecal		CFU/100 mL	200	283.2	86400	-	38,204.4
5439000	2/7/1992	30	30	0.2602	7.81	5910	50.0932%	Fecal		CFU/100 mL	200	283.2	86400	-	38,204.4
5439000	2/8/1992	30	30	0.2602	7.81	5910	50.0932%	Fecal		CFU/100 mL	200	283.2	86400	-	38,204.4
5439000	4/8/1992	30	30	0.2602	7.81	5910	50.0932%	Fecal		CFU/100 mL	200	283.2	86400	-	38,204.4
5439000	5/15/1992	30	30	0.2602	7.81	5910	50.0932%	Fecal		CFU/100 mL	200	283.2	86400	-	38,204.4
5439000	9/27/1992	30	30	0.2602	7.81	5910	50.0932%	Fecal		CFU/100 mL	200	283.2	86400	-	38,204.4
5439000	2/16/1993	30	30	0.2602	7.81	5910	50.0932%	Fecal		CFU/100 mL	200	283.2	86400	-	38,204.4
5439000	2/27/1993	30	30	0.2602	7.81	5910	50.0932%	Fecal		CFU/100 mL	200	283.2	86400	-	38,204.4
5439000	8/5/1993	30	30	0.2602	7.81	5910	50.0932%	Fecal		CFU/100 mL	200	283.2	86400	-	38,204.4
5439000	12/11/1993	30	30	0.2602	7.81	5910	50.0932%	Fecal		CFU/100 mL	200	283.2	86400	-	38,204.4
5439000	1/4/1994	30	30	0.2602	7.81	5910	50.0932%	Fecal		CFU/100 mL	200	283.2	86400	-	38,204.4
5439000	2/16/1995	30	30	0.2602	7.81	5910	50.0932%	Fecal		CFU/100 mL	200	283.2	86400	-	38,204.4
5439000	7/3/1995	30	30	0.2602	7.81	5910	50.0932%	Fecal		CFU/100 mL	200	283.2	86400	-	38,204.4
5439000	8/16/1995	30	30	0.2602	7.81	5910	50.0932%	Fecal		CFU/100 mL	200	283.2	86400	-	38,204.4
5439000	12/1/1995	30	30	0.2602	7.81	5910	50.0932%	Fecal		CFU/100 mL	200	283.2	86400	-	38,204.4
5439000	12/3/1995	30	30	0.2602	7.81	5910	50.0932%	Fecal		CFU/100 mL	200	283.2	86400	-	38,204.4
5439000	2/14/1996	30	30	0.2602	7.81	5910	50.0932%	Fecal		CFU/100 mL	200	283.2	86400	-	38,204.4
5439000	4/16/1996	30	30	0.2602	7.81	5910	50.0932%	Fecal		CFU/100 mL	200	283.2	86400	-	38,204.4
5439000	4/20/1996	30	30	0.2602	7.81	5910	50.0932%	Fecal		CFU/100 mL	200	283.2	86400	-	38,204.4
5439000	5/2/1996	30	30	0.2602	7.81	5910	50.0932%	Fecal		CFU/100 mL	200	283.2	86400	-	38,204.4
5439000	5/3/1996	30	30	0.2602	7.81	5910	50.0932%	Fecal		CFU/100 mL	200	283.2	86400	-	38,204.4
5439000	8/28/1996	30	30	0.2602	7.81	5910	50.0932%	Fecal		CFU/100 mL	200	283.2	86400	-	38,204.4
5439000	9/26/1996	30	30	0.2602	7.81	5910	50.0932%	Fecal		CFU/100 mL	200	283.2	86400	-	38,204.4
5439000	1/10/1997	30	30	0.2602	7.81	5910	50.0932%	Fecal		CFU/100 mL	200	283.2	86400	-	38,204.4
5439000	6/5/1997	30	30	0.2602	7.81	5910	50.0932%	Fecal		CFU/100 mL	200	283.2	86400	-	38,204.4
5439000	6/6/1997	30	30	0.2602	7.81	5910	50.0932%	Fecal		CFU/100 mL	200	283.2	86400	-	38,204.4
5439000	6/15/1997	30	30	0.2602	7.81	5910	50.0932%	Fecal		CFU/100 mL	200	283.2	86400	-	38,204.4
5439000	2/1/1998	30	30	0.2602	7.81	5910	50.0932%	Fecal		CFU/100 mL	200	283.2	86400	-	38,204.4
5439000	7/15/1998	30	30	0.2602	7.81	5910	50.0932%	Fecal		CFU/100 mL	200	283.2	86400	-	38,204.4
5439000	11/4/1998	30	30	0.2602	7.81	5910	50.0932%	Fecal		CFU/100 mL	200	283.2	86400	-	38,204.4
5439000	11/26/1998	30	30	0.2602	7.81	5910	50.0932%	Fecal		CFU/100 mL	200	283.2	86400	-	38,204.4
5439000	8/24/1999	30	30	0.2602	7.81	5910	50.0932%	Fecal		CFU/100 mL	200	283.2	86400	-	38,204.4
5439000	12/5/1999	30	30	0.2602	7.81	5910	50.0932%	Fecal		CFU/100 mL	200	283.2	86400	-	38,204.4
5439000	3/14/2000	30	30	0.2602	7.81	5910	50.0932%	Fecal		CFU/100 mL	200	283.2	86400	-	38,204.4
5439000	3/15/2000	30	30	0.2602	7.81	5910	50.0932%	Fecal		CFU/100 mL	200	283.2	86400	-	38,204.4
5439000	8/5/2000	30	30	0.2602	7.81	5910	50.0932%	Fecal		CFU/100 mL	200	283.2	86400	-	38,204.4
5439000	9/22/2000	30	30	0.2602	7.81	5910	50.0932%	Fecal		CFU/100 mL	200	283.2	86400	-	38,204.4
5439000	6/25/2001	30	30	0.2602	7.81	5910	50.0932%	Fecal		CFU/100 mL	200	283.2	86400	-	38,204.4
5439000	9/21/2001	30	30	0.2602	7.81	5910	50.0932%	Fecal		CFU/100 mL	200	283.2	86400	-	38,204.4
5439000	6/9/2003	30	30	0.2602	7.81	5910	50.0932%	Fecal		CFU/100 mL	200	283.2	86400	-	38,204.4
5439000	1/21/2005	30	30	0.2602	7.81	5910	50.0932%	Fecal		CFU/100 mL	200	283.2	86400	-	38,204.4
5439000	2/4/2008	30	30	0.2602	7.81	5910	50.0932%	Fecal		CFU/100 mL	200	283.2	86400	-	38,204.4
5439000	2/7/2008	30	30	0.2602	7.81	5910	50.0932%	Fecal		CFU/100 mL	200	283.2	86400	-	38,204.4
5439000	2/25/2008	30	30	0.2602	7.81	5910	50.0932%	Fecal		CFU/100 mL	200	283.2	86400	-	38,204.4
5439000	3/1/2008	30	30	0.2602	7.81	5910	50.0932%	Fecal		CFU/100 mL	200	283.2	86400	-	38,204.4
5439000	5/9/2008	30	30	0.2602	7.81	5910	50.0932%	Fecal		CFU/100 mL	200	283.2	86400	-	38,204.4
5439000	1/6/2011	30	30	0.2602	7.81	5910	50.0932%	Fecal		CFU/100 mL	200	283.2	86400	-	38,204.4
5439000	2/14/2011	30	30	0.2602	7.81	5910	50.0932%	Fecal		CFU/100 mL	200	283.2	86400	-	38,204.4
5439000	7/6/2011	30	30	0.2602	7.81	5910	50.0932%	Fecal		CFU/100 mL	200	283.2	86400	-	38,204.4
5439000	5/27/2012	30	30	0.2602	7.81	5910	50.0932%	Fecal		CFU/100 mL	200	283.2	86400	-	38,204.4
5439000	4/23/2014	30	30	0.2602	7.81	5910	50.0932%	Fecal		CFU/100 mL	200	283.2	86400	-	38,204.4
5439000	1/11/2017	30	30	0.2602	7.81	5910	50.0932%	Fecal		CFU/100 mL	200	283.2	86400	-	38,204.4
5439000	2/17/2018	30	30	0.2602	7.81	5910	50.0932%	Fecal		CFU/100 mL	200	283.2	86400	-	38,204.4
5439000	3/22/2018	30	30	0.2602	7.81	5910	50.0932%	Fecal		CFU/100 mL	200	283.2	86400	-	38,204.4
5439000	12/1/2001	29.9	29.9	0.2602	7.78	5972	50.6187%	Fecal		CFU/100 mL	200	283.2	86400	-	38,077.1
5439000	3/23/2004	29.9	29.9	0.2602	7.78	5972	50.6187%	Fecal		CFU/100 mL	200	283.2	86400	-	38,077.1
5439000	12/25/2016	29.9	29.9	0.2602	7.78	5972	50.6187%	Fecal		CFU/100 mL	200	283.2	86400	-	38,077.1
5439000	12/23/2019	29.9	29.9	0.2602	7.78	5972	50.6187%	Fecal		CFU/100 mL	200	283.2	86400	-	38,077.1
5439000	6/25/2020	29.9	29.9	0.2602	7.78	5972	50.6187%	Fecal		CFU/100 mL	200	283.2	86400	-	38,077.1
5439000	4/26/1994	29.8	29.8	0.2602	7.75	5977	50.6611%	Fecal		CFU/100 mL	200	283.2	86400	-	37,949.7
5439000	11/28/2008	29.8	29.8	0.2602	7.75	5977	50.6611%	Fecal		CFU/100 mL	200	283.2	86400	-	37,949.7
5439000	9/20/2015	29.8	29.8	0.2602	7.75	5977	50.6611%	Fecal		CFU/100 mL	200	283.2	86400	-	37,949.7
5439000	3/24/2018	29.8	29.8	0.2602	7.75	5977	50.6611%	Fecal		CFU/100 mL	200	283.2	86400	-	37,949.7
5439000	11/9/2018	29.8	29.8	0.2602	7.75	5977	50.6611%	Fecal		CFU/100 mL	200	283.2	86400	-	37,949.7
5439000	5/3/2021	29.8	29.8	0.2602	7.75	5977	50.6611%	Fecal		CFU/100 mL	200	283.2	86400	-	37,949.7
5439000	6/6/2021	29.8	29.8	0.2602	7.75	5977	50.6611%	Fecal		CFU/100 mL	200	283.2	86400	-	37,949.7
5439000	12/17/2016	29.7	29.7	0.2602	7.73	5984	50.7205%	Fecal		CFU/100 mL	200	283.2	86400	-	37,822.4
5439000	3/20/2005	29.6	29.6	0.2602	7.70	5985	50.7289%	Fecal		CFU/100 mL	200	283.2	86400	-	37,695.0
5439000	2/29/2008	29.6	29.6	0.2602	7.70	5985	50.7289%	Fecal		CFU/100 mL	200	283.2	86400	-	37,695.0
5439000	1/16/2009	29.6	29.6	0.2602	7.70	5985	50.7289%	Fecal		CFU/100 mL	200	283.2	86400	-	37,695.0
5439000	2/23/2009	29.6	29.6	0.2602	7.70	5985	50.7289%	Fecal		CFU/100 mL	200	283.2	86400	-	37,695.0
5439000	7/29/2015	29.6	29.6	0.2602	7.70	5985	50.7289%	Fecal		CFU/100 mL	200	283.2	86400	-	37,695.0
5439000	2/16/2016	29.6	29.6	0.2602	7.70	5985	50.7289%	Fecal		CFU/100 mL	200	283.2	86400	-	37,695.0
5439000	7/29/2016	29.6	29.6	0.2602	7.70	5985	50.7289%	Fecal		CFU/100 mL	200	283.2	86400	-	37,695.0
5439000	4/29/2021	29.6	29.6	0.2602	7.70	5985	50.7289%	Fecal		CFU/100 mL	200	283.2	86400	-	37,695.0
5439000	11/29/2001	29.5	29.5	0.2602	7.68	5993	50.7967%	Fecal		CFU/100 mL	200	283.2	86400	-	37,567.7
5439000	2/4/2005	29.5	29.5	0.2602	7.68	5993	50.7967%	Fecal		CFU/100 mL	200	283.2	86400	-	37,567.7
5439000	2/23/2010	29.5	29.5	0.2602	7.68	5993	50.7967%	Fecal		CFU/100 mL	200	283.2	86400	-	37,567.7
5439000	3/1/2010	29.5	29.5	0.2602	7.68	5993	50.7967%	Fecal		CFU/100 mL	200	283.2	86400	-	37,567.7
5439000	5/6/2010	29.5	29.5	0.2602	7.68	5993	50.7967%	Fecal		CFU/100 mL	200	283.2	86400	-	37,567.7
5439000	11/14/2017	29.5	29.5	0.2602	7.68	5993	50.7967%	Fecal		CFU/100 mL	200	283.2	86400	-	37,567.7
5439000	12/25/2001	29.4	29.4	0.2602	7.65	5999	50.8476%	Fecal		CFU/100 mL	200	283.2	86400	-	37,440.3
5439000	3/22/2004	29.4	29.4	0.2602	7.65	5999	50.8476%	Fecal		CFU/100 mL	200	283.2	86400	-	37,440.3
5439000	11/9/2016	29.4	29.4	0.2602	7.65	5999	50.8476%	Fecal		CFU/100 mL	200	283.2	86400	-	37,440.3

Gage ID	Date	Discharge (CFS)	Gage Discharge (less Surrogate NPDES) (CFS)	Watershed Area Ratio	Calculated flow (CFS)	Rank	Flow Exceedance %	Parameter	Results	Units (mg or micro_gram	Limit/Standard	100mL/CF	sec/day	Actual Load (million colonies/day)	Allowable Load (million colonies/day)
5439000	12/23/2001	29.3	29.3	0.2602	7.62	6002	50.8730%	Fecal		CFU/100 mL	200	283.2	86400	-	37,313.0
5439000	4/4/2012	29.3	29.3	0.2602	7.62	6002	50.8730%	Fecal		CFU/100 mL	200	283.2	86400	-	37,313.0
5439000	5/29/2014	29.3	29.3	0.2602	7.62	6002	50.8730%	Fecal		CFU/100 mL	200	283.2	86400	-	37,313.0
5439000	5/2/2018	29.3	29.3	0.2602	7.62	6002	50.8730%	Fecal		CFU/100 mL	200	283.2	86400	-	37,313.0
5439000	11/28/2020	29.3	29.3	0.2602	7.62	6002	50.8730%	Fecal		CFU/100 mL	200	283.2	86400	-	37,313.0
5439000	7/9/1994	29.2	29.2	0.2602	7.60	6007	50.9154%	Fecal		CFU/100 mL	200	283.2	86400	-	37,185.7
5439000	12/21/2009	29.2	29.2	0.2602	7.60	6007	50.9154%	Fecal		CFU/100 mL	200	283.2	86400	-	37,185.7
5439000	12/22/2009	29.2	29.2	0.2602	7.60	6007	50.9154%	Fecal		CFU/100 mL	200	283.2	86400	-	37,185.7
5439000	8/13/2010	29.2	29.2	0.2602	7.60	6007	50.9154%	Fecal		CFU/100 mL	200	283.2	86400	-	37,185.7
5439000	5/25/2014	29.2	29.2	0.2602	7.60	6007	50.9154%	Fecal		CFU/100 mL	200	283.2	86400	-	37,185.7
5439000	7/23/2021	29.2	29.2	0.2602	7.60	6007	50.9154%	Fecal		CFU/100 mL	200	283.2	86400	-	37,185.7
5439000	9/8/2015	29.1	29.1	0.2602	7.57	6013	50.9663%	Fecal		CFU/100 mL	200	283.2	86400	-	37,058.3
5439000	12/14/2016	29.1	29.1	0.2602	7.57	6013	50.9663%	Fecal		CFU/100 mL	200	283.2	86400	-	37,058.3
5439000	1/29/2018	29.1	29.1	0.2602	7.57	6013	50.9663%	Fecal		CFU/100 mL	200	283.2	86400	-	37,058.3
5439000	6/8/2018	29.1	29.1	0.2602	7.57	6013	50.9663%	Fecal		CFU/100 mL	200	283.2	86400	-	37,058.3
5439000	1/21/1990	29	29	0.2602	7.55	6017	51.0002%	Fecal		CFU/100 mL	200	283.2	86400	-	36,931.0
5439000	7/28/1990	29	29	0.2602	7.55	6017	51.0002%	Fecal		CFU/100 mL	200	283.2	86400	-	36,931.0
5439000	11/25/1990	29	29	0.2602	7.55	6017	51.0002%	Fecal		CFU/100 mL	200	283.2	86400	-	36,931.0
5439000	1/7/1991	29	29	0.2602	7.55	6017	51.0002%	Fecal		CFU/100 mL	200	283.2	86400	-	36,931.0
5439000	1/9/1991	29	29	0.2602	7.55	6017	51.0002%	Fecal		CFU/100 mL	200	283.2	86400	-	36,931.0
5439000	2/10/1992	29	29	0.2602	7.55	6017	51.0002%	Fecal		CFU/100 mL	200	283.2	86400	-	36,931.0
5439000	5/16/1992	29	29	0.2602	7.55	6017	51.0002%	Fecal		CFU/100 mL	200	283.2	86400	-	36,931.0
5439000	9/26/1992	29	29	0.2602	7.55	6017	51.0002%	Fecal		CFU/100 mL	200	283.2	86400	-	36,931.0
5439000	9/28/1992	29	29	0.2602	7.55	6017	51.0002%	Fecal		CFU/100 mL	200	283.2	86400	-	36,931.0
5439000	2/28/1993	29	29	0.2602	7.55	6017	51.0002%	Fecal		CFU/100 mL	200	283.2	86400	-	36,931.0
5439000	3/1/1993	29	29	0.2602	7.55	6017	51.0002%	Fecal		CFU/100 mL	200	283.2	86400	-	36,931.0
5439000	11/29/1993	29	29	0.2602	7.55	6017	51.0002%	Fecal		CFU/100 mL	200	283.2	86400	-	36,931.0
5439000	4/7/1994	29	29	0.2602	7.55	6017	51.0002%	Fecal		CFU/100 mL	200	283.2	86400	-	36,931.0
5439000	3/6/1995	29	29	0.2602	7.55	6017	51.0002%	Fecal		CFU/100 mL	200	283.2	86400	-	36,931.0
5439000	11/5/1995	29	29	0.2602	7.55	6017	51.0002%	Fecal		CFU/100 mL	200	283.2	86400	-	36,931.0
5439000	7/10/1996	29	29	0.2602	7.55	6017	51.0002%	Fecal		CFU/100 mL	200	283.2	86400	-	36,931.0
5439000	6/9/1997	29	29	0.2602	7.55	6017	51.0002%	Fecal		CFU/100 mL	200	283.2	86400	-	36,931.0
5439000	6/30/1997	29	29	0.2602	7.55	6017	51.0002%	Fecal		CFU/100 mL	200	283.2	86400	-	36,931.0
5439000	7/5/1999	29	29	0.2602	7.55	6017	51.0002%	Fecal		CFU/100 mL	200	283.2	86400	-	36,931.0
5439000	5/27/2000	29	29	0.2602	7.55	6017	51.0002%	Fecal		CFU/100 mL	200	283.2	86400	-	36,931.0
5439000	5/28/2000	29	29	0.2602	7.55	6017	51.0002%	Fecal		CFU/100 mL	200	283.2	86400	-	36,931.0
5439000	4/15/2004	29	29	0.2602	7.55	6017	51.0002%	Fecal		CFU/100 mL	200	283.2	86400	-	36,931.0
5439000	3/24/2005	29	29	0.2602	7.55	6017	51.0002%	Fecal		CFU/100 mL	200	283.2	86400	-	36,931.0
5439000	2/8/2008	29	29	0.2602	7.55	6017	51.0002%	Fecal		CFU/100 mL	200	283.2	86400	-	36,931.0
5439000	2/26/2008	29	29	0.2602	7.55	6017	51.0002%	Fecal		CFU/100 mL	200	283.2	86400	-	36,931.0
5439000	8/12/2010	29	29	0.2602	7.55	6017	51.0002%	Fecal		CFU/100 mL	200	283.2	86400	-	36,931.0
5439000	10/31/2015	29	29	0.2602	7.55	6017	51.0002%	Fecal		CFU/100 mL	200	283.2	86400	-	36,931.0
5439000	12/15/2020	29	29	0.2602	7.55	6017	51.0002%	Fecal		CFU/100 mL	200	283.2	86400	-	36,931.0
5439000	7/9/2004	28.9	28.9	0.2602	7.52	6045	51.2375%	Fecal		CFU/100 mL	200	283.2	86400	-	36,803.6
5439000	2/13/2016	28.9	28.9	0.2602	7.52	6045	51.2375%	Fecal		CFU/100 mL	200	283.2	86400	-	36,803.6
5439000	7/11/2017	28.9	28.9	0.2602	7.52	6045	51.2375%	Fecal		CFU/100 mL	200	283.2	86400	-	36,803.6
5439000	6/4/2006	28.8	28.8	0.2602	7.49	6048	51.2629%	Fecal		CFU/100 mL	200	283.2	86400	-	36,676.3
5439000	2/26/2010	28.8	28.8	0.2602	7.49	6048	51.2629%	Fecal		CFU/100 mL	200	283.2	86400	-	36,676.3
5439000	11/25/2014	28.8	28.8	0.2602	7.49	6048	51.2629%	Fecal		CFU/100 mL	200	283.2	86400	-	36,676.3
5439000	12/1/2014	28.8	28.8	0.2602	7.49	6048	51.2629%	Fecal		CFU/100 mL	200	283.2	86400	-	36,676.3
5439000	11/9/1993	28.7	28.7	0.2602	7.47	6052	51.2968%	Fecal		CFU/100 mL	200	283.2	86400	-	36,548.9
5439000	4/23/2005	28.7	28.7	0.2602	7.47	6052	51.2968%	Fecal		CFU/100 mL	200	283.2	86400	-	36,548.9
5439000	5/24/2013	28.7	28.7	0.2602	7.47	6052	51.2968%	Fecal		CFU/100 mL	200	283.2	86400	-	36,548.9
5439000	12/2/2014	28.7	28.7	0.2602	7.47	6052	51.2968%	Fecal		CFU/100 mL	200	283.2	86400	-	36,548.9
5439000	7/3/2016	28.7	28.7	0.2602	7.47	6052	51.2968%	Fecal		CFU/100 mL	200	283.2	86400	-	36,548.9
5439000	12/18/2016	28.7	28.7	0.2602	7.47	6052	51.2968%	Fecal		CFU/100 mL	200	283.2	86400	-	36,548.9
5439000	3/23/2018	28.7	28.7	0.2602	7.47	6052	51.2968%	Fecal		CFU/100 mL	200	283.2	86400	-	36,548.9
5439000	4/27/2012	28.6	28.6	0.2602	7.44	6059	51.3562%	Fecal		CFU/100 mL	200	283.2	86400	-	36,421.6
5439000	8/22/2013	28.6	28.6	0.2602	7.44	6059	51.3562%	Fecal		CFU/100 mL	200	283.2	86400	-	36,421.6
5439000	6/7/2021	28.6	28.6	0.2602	7.44	6059	51.3562%	Fecal		CFU/100 mL	200	283.2	86400	-	36,421.6
5439000	3/4/2022	53.5	53.5	0.1459	7.81	5909	50.0848%	Fecal		CFU/100 mL	200	283.2	86400	-	38,207.3
5439000	11/11/1993	28.5	28.5	0.2602	7.42	6062	51.3816%	Fecal		CFU/100 mL	200	283.2	86400	-	36,294.2
5439000	4/16/1994	28.5	28.5	0.2602	7.42	6062	51.3816%	Fecal		CFU/100 mL	200	283.2	86400	-	36,294.2
5439000	10/31/2001	28.5	28.5	0.2602	7.42	6062	51.3816%	Fecal		CFU/100 mL	200	283.2	86400	-	36,294.2
5439000	7/10/2004	28.5	28.5	0.2602	7.42	6062	51.3816%	Fecal		CFU/100 mL	200	283.2	86400	-	36,294.2
5439000	6/6/2012	28.5	28.5	0.2602	7.42	6062	51.3816%	Fecal		CFU/100 mL	200	283.2	86400	-	36,294.2
5439000	4/5/2013	28.5	28.5	0.2602	7.42	6062	51.3816%	Fecal		CFU/100 mL	200	283.2	86400	-	36,294.2
5439000	2/17/2016	28.5	28.5	0.2602	7.42	6062	51.3816%	Fecal		CFU/100 mL	200	283.2	86400	-	36,294.2
5439000	5/22/2005	28.4	28.4	0.2602	7.39	6069	51.4409%	Fecal		CFU/100 mL	200	283.2	86400	-	36,166.9
5439000	9/1/2009	28.4	28.4	0.2602	7.39	6069	51.4409%	Fecal		CFU/100 mL	200	283.2	86400	-	36,166.9
5439000	12/24/2016	28.4	28.4	0.2602	7.39	6069	51.4409%	Fecal		CFU/100 mL	200	283.2	86400	-	36,166.9
5439000	3/22/2005	28.3	28.3	0.2602	7.36	6072	51.4664%	Fecal		CFU/100 mL	200	283.2	86400	-	36,039.5
5439000	1/24/2007	28.3	28.3	0.2602	7.36	6072	51.4664%	Fecal		CFU/100 mL	200	283.2	86400	-	36,039.5
5439000	7/5/2007	28.3	28.3	0.2602	7.36	6072	51.4664%	Fecal		CFU/100 mL	200	283.2	86400	-	36,039.5
5439000	8/18/2009	28.3	28.3	0.2602	7.36	6072	51.4664%	Fecal		CFU/100 mL	200	283.2	86400	-	36,039.5
5439000	10/16/2018	28.3	28.3	0.2602	7.36	6072	51.4664%	Fecal		CFU/100 mL	200	283.2	86400	-	36,039.5
5439000	2/29/2016	28.2	28.2	0.2602	7.34	6077	51.5087%	Fecal		CFU/100 mL	200	283.2	86400	-	35,912.2
5439000	7/11/2016	28.2	28.2	0.2602	7.34	6077	51.5087%	Fecal		CFU/100 mL	200	283.2	86400	-	35,912.2
5439000	4/16/2004	28.1	28.1	0.2602	7.31	6079	51.5257%	Fecal		CFU/100 mL	200	283.2	86400	-	35,784.8
5439000	6/29/2007	28.1	28.1	0.2602	7.31	6079	51.5257%	Fecal		CFU/100 mL	200	283.2	86400	-	35,784.8
5439000	6/27/2008	28.1	28.1	0.2602	7.31	6079	51.5257%	Fecal		CFU/100 mL	200	283.2	86400	-	35,784.8
5439000	12/10/2009	28.1	28.1	0.2602	7.31	6079	51.5257%	Fecal		CFU/100 mL	200	283.2	86400	-	35,784.8
5439000	4/5/2012	28.1	28.1	0.2602	7.31	6079	51.5257%	Fecal		CFU/100 mL	200	283.2	86400	-	35,784.8
5439000	12/24/2018	28.1	28.1	0.2602	7.31	6079	51.5257%	Fecal		CFU/100 mL	200	283.2	86400	-	35,784.8
5439000	1/6/1990	28	28	0.2602	7.29	6085	51.5765%	Fecal		CFU/100 mL	200	283.2	86400	-	35,657.5
5439000	7/17/1990	28	28	0.2602	7.29	6085	51.5765%	Fecal		CFU/100 mL	200	283.2	86400	-	35,657.5
5439000	8/16/1990	28	28	0.2602	7.29	6085	51.5765%	Fecal		CFU/100 mL	200	283.2	86400	-	35,657.5
5439000	10/21/1990	28	28	0.2602	7.29	6085	51.5765%	Fecal		CFU/100 mL	200	283.2	86400	-	35,657.5
5439000	1/12/1991	28	28	0.2602	7.29	6085	51.5765%	Fecal		CFU/100 mL	200	283.2	86400	-	35,657.5
5439000	1/15/1991	28	28	0.2602	7.29	6085	51.5765%	Fecal		CFU/100 mL	200	283.2	86400	-	35,657.5
5439000	6/30/1991	28	28	0.2602	7.29	6085	51.5765%	Fecal		CFU/100 mL	200	283.2	86400	-	35,657.5
5439000	2/11/1992	28	28	0.2602	7.29	6085	51.5765%	Fecal		CFU/100 mL	200	283.2	86400	-	35,657.5
5439000	2/17/1992	28	28	0.2602	7.29	6085	51.5765%	Fecal		CFU/100 mL	200	283.2	86400	-	35,657.5
5439000	5/17/1992	28	28	0.2602	7.29	6085	51.5765%	Fecal		CFU/100 mL	200	283.2	86400	-	35,657.5
5439000	3/7/1995	28	28	0.2602	7.29	6085	51.5765%	Fecal		CFU/100 mL	200	283.2	86400	-	35,657.5
5439000	7/11/1995	28	28	0.2602	7.29	6085	51.5765%	Fecal		CFU/100 mL	200	283.2	86400	-	35,657.5
5439000	9/7/1995	28	28	0.2602	7.29	6085	51.5765%	Fecal		CFU/100 mL	200	283.2	86400	-	35,657.5
5439000	11/30/1995	28	28	0.2602	7.29	6085	51.5765%	Fecal		CFU/100 mL	200	283.2	86400	-	35,657.5
5439000	12/8/1995	28	28	0.2602	7.29	6085	51.5765%	Fecal		CFU/100 mL	200	283.2	86400	-	35,657.5
5439000	2/9/1996	28	28	0.2602	7.29	6085	51.5765%	Fecal		CFU/100 mL	200	283.2	86400	-	35,657.5
5439000	4/22/1996	28	28	0.2602	7.29	6085	51.5765%	Fecal		CFU/100 mL	200	283.2	86400	-	35,657.5
5439000	5/4/1996	28	28	0.2602	7.29	6085	51.5765%	Fecal		CFU/100 mL	200	283.2	86400	-	35,657.5
5439000	7/13/1996	28	28	0.2602	7.29	6085	51.5765%	Fecal		CFU/100 mL	200	283.2	86400	-	35,657.5
5439000	12/11/1996	28	28	0.2602	7.29	6085	51.5765%	Fecal		CFU/100 mL	200	283.2	86400	-	35,657.5
5439000	7/1/1997	28	28	0.2602	7.29	6085	51.5765%	Fecal		CFU/100 mL	200	283.2	86400	-	35,657.5
5439000	1/21/1998	28	28	0.2602	7.29	6085	51.5765%	Fecal		CFU/100 mL	200	283.2	86400	-	35,657.5
5439000	11/5/1998	28	28	0.2602	7.29	6085	51.5765%	Fecal		CFU/100 mL	200	283.2	86400	-	35,657.5
5439000	11/29/1998	28	28	0.2602	7.29	6085	51.5765%	Fecal		CFU/100 mL	200	283.2	86400	-	35,657.5
5439000	3/19/2000	28	28	0.2602	7.29	6085	51.5765%	Fecal		CFU/100 mL	200	283.2	86400	-	35,657.5
5439000	5/25/2000	28	28	0.2602	7.29	6085	51.5765%	Fecal		CFU/100 mL	200	283.2	86400	-	35,657.5
5439000	11/17/2000	28	28	0.2602	7.29	6085	51.5765%	Fecal		CFU/100 mL	200	283.2	86400	-	35,657.5
5439000	1/29/2001	28	28	0.2602	7.29	6085	51.5765%	Fecal		CFU/100 mL	200	283.2	86400	-	35,657.5
5439000	5/17/2001	28	28	0.2602	7.29	6085	51.5765%	Fecal		CFU/100 mL	200	283.2	86400	-	35,657.5
5439000	5/18/2001	28	28	0.2602	7.29	6085	51.5765%	Fecal		CFU/100 mL	200	283.2	86400	-	35,657.5
5439000	5/22/2001	28	28	0.2602	7.29	6085	51.5765%	Fecal		CFU/100 mL	200	283.2	86400	-	35,657.5
5439000	6/13/2007	28	28	0.2602	7.29	6085	51.5765%	Fecal		CFU/100 mL	200	283.2	86400	-	35,657.5
5439000	2/5/2008	28	28	0.2602	7.29	6085	51.5765%	Fecal		CFU/100 mL	200	283.2	86400	-	35,657.5
5439000	2/6/2008	28	28	0.2602	7.29	6085	51.5765%	Fecal		CFU/100 mL	200	283.2	86400	-	35,657.5
5439000	2/27/2008	28	28	0.2602	7.29	6085	51.5765%	Fecal		CFU/100 mL	200	283.2	86400	-	35,657.5
5439000	7/13/2009	28	28	0.2602	7.29	6085	51.5765%	Fecal		CFU/100 mL	200	283.2	86400	-	35,657.5
5439000	12/15/2016	28	28	0.2602	7.29	6085	51.5765%	Fecal		CFU/100 mL	200	283.2	86400	-	35,657.5
5439000	12/1/1993	27.9	27.9	0.2602	7.26	6122	51.8902%	Fecal		CFU/100 mL	200	283.2	86400	-	35,530.1
5439000	6/10/2010	27.9	27.9	0.2602	7.26	6122	51.8902%	Fecal		CFU/100 mL	200	283.2	86400	-	35,530.1
5439000	9/29/2011	27.9	27.9	0.2602	7.26	6122	51.8902%	Fecal		CFU/100 mL	200	283.2	86400	-	35,530.1
5439000	7/17/2013	27.9	27.9	0.2602	7.26	6122	51.8902%	Fecal		CFU/100 mL	200	283.2	86400	-	35,530.1

Gage ID	Date	Discharge (CFS)	Gage Discharge (less Surrogate NPDES) (CFS)	Watershed Area Ratio	Calculated flow (CFS)	Rank	Flow Exceedance %	Parameter	Results	Units (mg or micro_gram	Limit/Standard	100mL/CF	sec/day	Actual Load (million colonies/day)	Allowable Load (million colonies/day)
5439000	12/10/2017	27.9	27.9	0.2602	7.26	6122	51.8902%	Fecal		CFU/100 mL	200	283.2	86400	-	35,530.1
5439000	5/2/2021	27.9	27.9	0.2602	7.26	6122	51.8902%	Fecal		CFU/100 mL	200	283.2	86400	-	35,530.1
5439000	6/10/2021	27.9	27.9	0.2602	7.26	6122	51.8902%	Fecal		CFU/100 mL	200	283.2	86400	-	35,530.1
5439000	12/14/2007	27.8	27.8	0.2602	7.23	6129	51.9495%	Fecal		CFU/100 mL	200	283.2	86400	-	35,402.8
5439000	5/26/2013	27.8	27.8	0.2602	7.23	6129	51.9495%	Fecal		CFU/100 mL	200	283.2	86400	-	35,402.8
5439000	12/16/2016	27.8	27.8	0.2602	7.23	6129	51.9495%	Fecal		CFU/100 mL	200	283.2	86400	-	35,402.8
5439000	4/8/1994	27.7	27.7	0.2602	7.21	6132	51.9749%	Fecal		CFU/100 mL	200	283.2	86400	-	35,275.4
5439000	4/8/2006	27.7	27.7	0.2602	7.21	6132	51.9749%	Fecal		CFU/100 mL	200	283.2	86400	-	35,275.4
5439000	10/3/2006	27.7	27.7	0.2602	7.21	6132	51.9749%	Fecal		CFU/100 mL	200	283.2	86400	-	35,275.4
5439000	2/27/2010	27.7	27.7	0.2602	7.21	6132	51.9749%	Fecal		CFU/100 mL	200	283.2	86400	-	35,275.4
5439000	10/17/2012	27.7	27.7	0.2602	7.21	6132	51.9749%	Fecal		CFU/100 mL	200	283.2	86400	-	35,275.4
5439000	5/27/2014	27.7	27.7	0.2602	7.21	6132	51.9749%	Fecal		CFU/100 mL	200	283.2	86400	-	35,275.4
5439000	12/25/2019	27.7	27.7	0.2602	7.21	6132	51.9749%	Fecal		CFU/100 mL	200	283.2	86400	-	35,275.4
5439000	11/10/1993	27.6	27.6	0.2602	7.18	6139	52.0342%	Fecal		CFU/100 mL	200	283.2	86400	-	35,148.1
5439000	12/11/2004	27.6	27.6	0.2602	7.18	6139	52.0342%	Fecal		CFU/100 mL	200	283.2	86400	-	35,148.1
5439000	6/14/2007	27.6	27.6	0.2602	7.18	6139	52.0342%	Fecal		CFU/100 mL	200	283.2	86400	-	35,148.1
5439000	12/24/2019	27.6	27.6	0.2602	7.18	6139	52.0342%	Fecal		CFU/100 mL	200	283.2	86400	-	35,148.1
5439000	2/15/2016	27.5	27.5	0.2602	7.16	6143	52.0681%	Fecal		CFU/100 mL	200	283.2	86400	-	35,020.7
5439000	11/10/2016	27.5	27.5	0.2602	7.16	6143	52.0681%	Fecal		CFU/100 mL	200	283.2	86400	-	35,020.7
5439000	1/10/2017	27.5	27.5	0.2602	7.16	6143	52.0681%	Fecal		CFU/100 mL	200	283.2	86400	-	35,020.7
5439000	9/19/2007	27.4	27.4	0.2602	7.13	6146	52.0936%	Fecal		CFU/100 mL	200	283.2	86400	-	34,893.4
5439000	7/7/2008	27.4	27.4	0.2602	7.13	6146	52.0936%	Fecal		CFU/100 mL	200	283.2	86400	-	34,893.4
5439000	2/26/2016	27.4	27.4	0.2602	7.13	6146	52.0936%	Fecal		CFU/100 mL	200	283.2	86400	-	34,893.4
5439000	2/27/2016	27.4	27.4	0.2602	7.13	6146	52.0936%	Fecal		CFU/100 mL	200	283.2	86400	-	34,893.4
5439000	7/30/2016	27.4	27.4	0.2602	7.13	6146	52.0936%	Fecal		CFU/100 mL	200	283.2	86400	-	34,893.4
5439000	5/4/2021	27.4	27.4	0.2602	7.13	6146	52.0936%	Fecal		CFU/100 mL	200	283.2	86400	-	34,893.4
5439000	2/10/2010	27.3	27.3	0.2602	7.10	6152	52.1444%	Fecal		CFU/100 mL	200	283.2	86400	-	34,766.0
5439000	7/10/2010	27.3	27.3	0.2602	7.10	6152	52.1444%	Fecal		CFU/100 mL	200	283.2	86400	-	34,766.0
5439000	4/9/1994	27.2	27.2	0.2602	7.08	6154	52.1614%	Fecal		CFU/100 mL	200	283.2	86400	-	34,638.7
5439000	7/7/2004	27.2	27.2	0.2602	7.08	6154	52.1614%	Fecal		CFU/100 mL	200	283.2	86400	-	34,638.7
5439000	3/21/2005	27.2	27.2	0.2602	7.08	6154	52.1614%	Fecal		CFU/100 mL	200	283.2	86400	-	34,638.7
5439000	6/23/2006	27.2	27.2	0.2602	7.08	6154	52.1614%	Fecal		CFU/100 mL	200	283.2	86400	-	34,638.7
5439000	6/7/2012	27.2	27.2	0.2602	7.08	6154	52.1614%	Fecal		CFU/100 mL	200	283.2	86400	-	34,638.7
5439000	12/19/2016	27.2	27.2	0.2602	7.08	6154	52.1614%	Fecal		CFU/100 mL	200	283.2	86400	-	34,638.7
5439000	12/23/2016	27.2	27.2	0.2602	7.08	6154	52.1614%	Fecal		CFU/100 mL	200	283.2	86400	-	34,638.7
5439000	7/17/2018	27.2	27.2	0.2602	7.08	6154	52.1614%	Fecal		CFU/100 mL	200	283.2	86400	-	34,638.7
5439000	7/21/2020	27.2	27.2	0.2602	7.08	6154	52.1614%	Fecal		CFU/100 mL	200	283.2	86400	-	34,638.7
5439000	11/17/1993	27.1	27.1	0.2602	7.05	6163	52.2377%	Fecal		CFU/100 mL	200	283.2	86400	-	34,511.3
5439000	5/10/2008	27.1	27.1	0.2602	7.05	6163	52.2377%	Fecal		CFU/100 mL	200	283.2	86400	-	34,511.3
5439000	12/20/2016	27.1	27.1	0.2602	7.05	6163	52.2377%	Fecal		CFU/100 mL	200	283.2	86400	-	34,511.3
5439000	12/21/2016	27.1	27.1	0.2602	7.05	6163	52.2377%	Fecal		CFU/100 mL	200	283.2	86400	-	34,511.3
5439000	12/22/2016	27.1	27.1	0.2602	7.05	6163	52.2377%	Fecal		CFU/100 mL	200	283.2	86400	-	34,511.3
5439000	3/26/2018	27.1	27.1	0.2602	7.05	6163	52.2377%	Fecal		CFU/100 mL	200	283.2	86400	-	34,511.3
5439000	7/18/1990	27	27	0.2602	7.03	6169	52.2885%	Fecal		CFU/100 mL	200	283.2	86400	-	34,384.0
5439000	8/30/1990	27	27	0.2602	7.03	6169	52.2885%	Fecal		CFU/100 mL	200	283.2	86400	-	34,384.0
5439000	1/10/1991	27	27	0.2602	7.03	6169	52.2885%	Fecal		CFU/100 mL	200	283.2	86400	-	34,384.0
5439000	1/14/1991	27	27	0.2602	7.03	6169	52.2885%	Fecal		CFU/100 mL	200	283.2	86400	-	34,384.0
5439000	6/23/1991	27	27	0.2602	7.03	6169	52.2885%	Fecal		CFU/100 mL	200	283.2	86400	-	34,384.0
5439000	11/25/1991	27	27	0.2602	7.03	6169	52.2885%	Fecal		CFU/100 mL	200	283.2	86400	-	34,384.0
5439000	2/13/1992	27	27	0.2602	7.03	6169	52.2885%	Fecal		CFU/100 mL	200	283.2	86400	-	34,384.0
5439000	5/23/1992	27	27	0.2602	7.03	6169	52.2885%	Fecal		CFU/100 mL	200	283.2	86400	-	34,384.0
5439000	8/1/1992	27	27	0.2602	7.03	6169	52.2885%	Fecal		CFU/100 mL	200	283.2	86400	-	34,384.0
5439000	8/3/1992	27	27	0.2602	7.03	6169	52.2885%	Fecal		CFU/100 mL	200	283.2	86400	-	34,384.0
5439000	9/17/1992	27	27	0.2602	7.03	6169	52.2885%	Fecal		CFU/100 mL	200	283.2	86400	-	34,384.0
5439000	9/23/1992	27	27	0.2602	7.03	6169	52.2885%	Fecal		CFU/100 mL	200	283.2	86400	-	34,384.0
5439000	1/5/1994	27	27	0.2602	7.03	6169	52.2885%	Fecal		CFU/100 mL	200	283.2	86400	-	34,384.0
5439000	2/17/1995	27	27	0.2602	7.03	6169	52.2885%	Fecal		CFU/100 mL	200	283.2	86400	-	34,384.0
5439000	2/18/1995	27	27	0.2602	7.03	6169	52.2885%	Fecal		CFU/100 mL	200	283.2	86400	-	34,384.0
5439000	12/2/1995	27	27	0.2602	7.03	6169	52.2885%	Fecal		CFU/100 mL	200	283.2	86400	-	34,384.0
5439000	12/5/1995	27	27	0.2602	7.03	6169	52.2885%	Fecal		CFU/100 mL	200	283.2	86400	-	34,384.0
5439000	1/18/1996	27	27	0.2602	7.03	6169	52.2885%	Fecal		CFU/100 mL	200	283.2	86400	-	34,384.0
5439000	2/29/1996	27	27	0.2602	7.03	6169	52.2885%	Fecal		CFU/100 mL	200	283.2	86400	-	34,384.0
5439000	7/12/1996	27	27	0.2602	7.03	6169	52.2885%	Fecal		CFU/100 mL	200	283.2	86400	-	34,384.0
5439000	7/15/1996	27	27	0.2602	7.03	6169	52.2885%	Fecal		CFU/100 mL	200	283.2	86400	-	34,384.0
5439000	6/10/1997	27	27	0.2602	7.03	6169	52.2885%	Fecal		CFU/100 mL	200	283.2	86400	-	34,384.0
5439000	6/18/1997	27	27	0.2602	7.03	6169	52.2885%	Fecal		CFU/100 mL	200	283.2	86400	-	34,384.0
5439000	7/16/1998	27	27	0.2602	7.03	6169	52.2885%	Fecal		CFU/100 mL	200	283.2	86400	-	34,384.0
5439000	11/27/1998	27	27	0.2602	7.03	6169	52.2885%	Fecal		CFU/100 mL	200	283.2	86400	-	34,384.0
5439000	11/28/1998	27	27	0.2602	7.03	6169	52.2885%	Fecal		CFU/100 mL	200	283.2	86400	-	34,384.0
5439000	12/21/1998	27	27	0.2602	7.03	6169	52.2885%	Fecal		CFU/100 mL	200	283.2	86400	-	34,384.0
5439000	7/6/1999	27	27	0.2602	7.03	6169	52.2885%	Fecal		CFU/100 mL	200	283.2	86400	-	34,384.0
5439000	3/16/2000	27	27	0.2602	7.03	6169	52.2885%	Fecal		CFU/100 mL	200	283.2	86400	-	34,384.0
5439000	7/21/2000	27	27	0.2602	7.03	6169	52.2885%	Fecal		CFU/100 mL	200	283.2	86400	-	34,384.0
5439000	9/12/2000	27	27	0.2602	7.03	6169	52.2885%	Fecal		CFU/100 mL	200	283.2	86400	-	34,384.0
5439000	5/24/2001	27	27	0.2602	7.03	6169	52.2885%	Fecal		CFU/100 mL	200	283.2	86400	-	34,384.0
5439000	6/26/2001	27	27	0.2602	7.03	6169	52.2885%	Fecal		CFU/100 mL	200	283.2	86400	-	34,384.0
5439000	12/3/2001	27	27	0.2602	7.03	6169	52.2885%	Fecal		CFU/100 mL	200	283.2	86400	-	34,384.0
5439000	2/11/2010	27	27	0.2602	7.03	6169	52.2885%	Fecal		CFU/100 mL	200	283.2	86400	-	34,384.0
5439000	7/7/2011	27	27	0.2602	7.03	6169	52.2885%	Fecal		CFU/100 mL	200	283.2	86400	-	34,384.0
5439000	11/16/1993	26.9	26.9	0.2602	7.00	6205	52.5937%	Fecal		CFU/100 mL	200	283.2	86400	-	34,256.6
5439000	12/20/2001	26.9	26.9	0.2602	7.00	6205	52.5937%	Fecal		CFU/100 mL	200	283.2	86400	-	34,256.6
5439000	10/16/2007	26.9	26.9	0.2602	7.00	6205	52.5937%	Fecal		CFU/100 mL	200	283.2	86400	-	34,256.6
5439000	2/10/2008	26.9	26.9	0.2602	7.00	6205	52.5937%	Fecal		CFU/100 mL	200	283.2	86400	-	34,256.6
5439000	4/6/2013	26.9	26.9	0.2602	7.00	6205	52.5937%	Fecal		CFU/100 mL	200	283.2	86400	-	34,256.6
5439000	8/24/2002	26.8	26.8	0.2602	6.97	6210	52.6360%	Fecal		CFU/100 mL	200	283.2	86400	-	34,129.3
5439000	9/11/2006	26.8	26.8	0.2602	6.97	6210	52.6360%	Fecal		CFU/100 mL	200	283.2	86400	-	34,129.3
5439000	2/12/2010	26.8	26.8	0.2602	6.97	6210	52.6360%	Fecal		CFU/100 mL	200	283.2	86400	-	34,129.3
5439000	2/14/2016	26.8	26.8	0.2602	6.97	6210	52.6360%	Fecal		CFU/100 mL	200	283.2	86400	-	34,129.3
5439000	11/11/2016	26.8	26.8	0.2602	6.97	6210	52.6360%	Fecal		CFU/100 mL	200	283.2	86400	-	34,129.3
5439000	12/15/2003	26.7	26.7	0.2602	6.95	6215	52.6784%	Fecal		CFU/100 mL	200	283.2	86400	-	34,001.9
5439000	4/8/2005	26.7	26.7	0.2602	6.95	6215	52.6784%	Fecal		CFU/100 mL	200	283.2	86400	-	34,001.9
5439000	1/24/2009	26.7	26.7	0.2602	6.95	6215	52.6784%	Fecal		CFU/100 mL	200	283.2	86400	-	34,001.9
5439000	12/12/2017	26.7	26.7	0.2602	6.95	6215	52.6784%	Fecal		CFU/100 mL	200	283.2	86400	-	34,001.9
5439000	6/12/2007	26.6	26.6	0.2602	6.92	6219	52.7123%	Fecal		CFU/100 mL	200	283.2	86400	-	33,874.6
5439000	2/13/2010	26.6	26.6	0.2602	6.92	6219	52.7123%	Fecal		CFU/100 mL	200	283.2	86400	-	33,874.6
5439000	2/16/2010	26.6	26.6	0.2602	6.92	6219	52.7123%	Fecal		CFU/100 mL	200	283.2	86400	-	33,874.6
5439000	2/21/2010	26.6	26.6	0.2602	6.92	6219	52.7123%	Fecal		CFU/100 mL	200	283.2	86400	-	33,874.6
5439000	5/25/2013	26.6	26.6	0.2602	6.92	6219	52.7123%	Fecal		CFU/100 mL	200	283.2	86400	-	33,874.6
5439000	11/24/2018	26.6	26.6	0.2602	6.92	6219	52.7123%	Fecal		CFU/100 mL	200	283.2	86400	-	33,874.6
5439000	11/18/1993	26.5	26.5	0.2602	6.90	6225	52.7632%	Fecal		CFU/100 mL	200	283.2	86400	-	33,747.3
5439000	2/14/2010	26.5	26.5	0.2602	6.90	6225	52.7632%	Fecal		CFU/100 mL	200	283.2	86400	-	33,747.3
5439000	6/11/2010	26.5	26.5	0.2602	6.90	6225	52.7632%	Fecal		CFU/100 mL	200	283.2	86400	-	33,747.3
5439000	2/20/2014	26.5	26.5	0.2602	6.90	6225	52.7632%	Fecal		CFU/100 mL	200	283.2	86400	-	33,747.3
5439000	10/20/2014	26.5	26.5	0.2602	6.90	6225	52.7632%	Fecal		CFU/100 mL	200	283.2	86400	-	33,747.3
5439000	4/5/2018	26.5	26.5	0.2602	6.90	6225	52.7632%	Fecal		CFU/100 mL	200	283.2	86400	-	33,747.3
5439000	12/26/2019	26.5	26.5	0.2602	6.90	6225	52.7632%	Fecal		CFU/100 mL	200	283.2	86400	-	33,747.3
5439000	6/19/2021	26.5	26.5	0.2602	6.90	6225	52.7632%	Fecal		CFU/100 mL	200	283.2	86400	-	33,747.3
5439000	12/22/2001	26.4	26.4	0.2602	6.87	6233	52.8310%	Fecal		CFU/100 mL	200	283.2	86400	-	33,619.9
5439000	6/26/2007	26.4	26.4	0.2602	6.87	6233	52.8310%	Fecal		CFU/100 mL	200	283.2	86400	-	33,619.9
5439000	2/17/2010	26.4	26.4	0.2602	6.87	6233	52.8310%	Fecal		CFU/100 mL	200	283.2	86400	-	33,619.9
5439000	4/9/2012	26.4	26.4	0.2602	6.87	6233	52.8310%	Fecal		CFU/100 mL	200	283.2	86400	-	33,619.9
5439000	4/14/2012	26.4	26.4	0.2602	6.87	6233	52.8310%	Fecal		CFU/100 mL	200	283.2	86400	-	33,619.9
5439000	11/10/2018	26.4	26.4	0.2602	6.87	6233	52.8310%	Fecal		CFU/100 mL	200	283.2	86400	-	33,619.9
5439000	11/25/1993	26.3	26.3	0.2602	6.84	6239	52.8818%	Fecal		CFU/100 mL	200	283.2	86400	-	33,492.6
5439000	7/8/2011	26.3	26.3	0.2602	6.84	6239	52.8818%	Fecal		CFU/100 mL	200	283.2	86400	-	33,492.6
5439000	4/6/2012	26.3	26.3	0.2602	6.84	6239	52.8818%	Fecal		CFU/100 mL	200	283.2	86400	-	33,492.6
5439000	3/1/2016	26.3	26.3	0.2602	6.84	6239	52.8818%	Fecal		CFU/100 mL	200	283.2	86400	-	33,492.6
5439000	3/2/2016	26.3	26.3	0.2602	6.84	6239	52.8818%	Fecal		CFU/100 mL	200	283.2	86400	-	33,492.6
5439000	7/5/2017	26.3	26.3	0.2602	6.84	6239	52.8818%	Fecal		CFU/100 mL	200	283.2	86400	-	33,492.6
5439000	7/26/2008	26.2	26.2	0.2602	6.82	6245	52.9327%	Fecal		CFU/100 mL	200	283.2	86400	-	33,365.2
5439000	11/29/2008	26.2	26.2	0.2602	6.82	6245	52.9327%	Fecal		CFU/100 mL	200	283.2	86400	-	33,365.2
5439000	2/15/2010	26.2	26.2	0.2602	6.82	6245	52.9327%	Fecal		CFU/100 mL	200	283.2	86400	-	33,365.2
5439000	7/6/2017	26.2	26.2	0.2602	6.82	6245	52.9327%	Fecal		CFU/100 mL	200	283.2	86400	-	33,365.2
5439000	12/2/2001	26.1	26.1	0.2602	6.79	6249	52.9666%	Fecal		CFU/100 mL	200	283.2	86400	-	33,237.9
5439000	12/5/2001	26.1	26.1	0.2602	6.79	6249	52.9666%	Fecal		CFU/100 mL	200	283.2	86400	-	33,237.9

Gage ID	Date	Discharge (CFS)	Gage Discharge (less Surrogate NPDES) (CFS)	Watershed Area Ratio	Calculated flow (CFS)	Rank	Flow Exceedance %	Parameter	Results	Units (mg or micro_gram	Limit/Standard	100mL/CF	sec/day	Actual Load (million colonies/day)	Allowable Load (million colonies/day)
5439000	5/18/2007	26.1	26.1	0.2602	6.79	6249	52.9666%	Fecal		CFU/100 mL	200	283.2	86400	-	33,237.9
5439000	2/24/2010	26.1	26.1	0.2602	6.79	6249	52.9666%	Fecal		CFU/100 mL	200	283.2	86400	-	33,237.9
5439000	4/8/2012	26.1	26.1	0.2602	6.79	6249	52.9666%	Fecal		CFU/100 mL	200	283.2	86400	-	33,237.9
5439000	5/26/2014	26.1	26.1	0.2602	6.79	6249	52.9666%	Fecal		CFU/100 mL	200	283.2	86400	-	33,237.9
5439000	7/4/2016	26.1	26.1	0.2602	6.79	6249	52.9666%	Fecal		CFU/100 mL	200	283.2	86400	-	33,237.9
5439000	12/25/2018	26.1	26.1	0.2602	6.79	6249	52.9666%	Fecal		CFU/100 mL	200	283.2	86400	-	33,237.9
5439000	8/12/2019	26.1	26.1	0.2602	6.79	6249	52.9666%	Fecal		CFU/100 mL	200	283.2	86400	-	33,237.9
5439000	8/9/1990	26	26	0.2602	6.77	6258	53.0429%	Fecal		CFU/100 mL	200	283.2	86400	-	33,110.5
5439000	10/11/1990	26	26	0.2602	6.77	6258	53.0429%	Fecal		CFU/100 mL	200	283.2	86400	-	33,110.5
5439000	1/16/1991	26	26	0.2602	6.77	6258	53.0429%	Fecal		CFU/100 mL	200	283.2	86400	-	33,110.5
5439000	1/18/1991	26	26	0.2602	6.77	6258	53.0429%	Fecal		CFU/100 mL	200	283.2	86400	-	33,110.5
5439000	1/19/1991	26	26	0.2602	6.77	6258	53.0429%	Fecal		CFU/100 mL	200	283.2	86400	-	33,110.5
5439000	1/23/1991	26	26	0.2602	6.77	6258	53.0429%	Fecal		CFU/100 mL	200	283.2	86400	-	33,110.5
5439000	2/28/1991	26	26	0.2602	6.77	6258	53.0429%	Fecal		CFU/100 mL	200	283.2	86400	-	33,110.5
5439000	5/18/1992	26	26	0.2602	6.77	6258	53.0429%	Fecal		CFU/100 mL	200	283.2	86400	-	33,110.5
5439000	7/19/1992	26	26	0.2602	6.77	6258	53.0429%	Fecal		CFU/100 mL	200	283.2	86400	-	33,110.5
5439000	7/24/1992	26	26	0.2602	6.77	6258	53.0429%	Fecal		CFU/100 mL	200	283.2	86400	-	33,110.5
5439000	9/21/1992	26	26	0.2602	6.77	6258	53.0429%	Fecal		CFU/100 mL	200	283.2	86400	-	33,110.5
5439000	8/17/1993	26	26	0.2602	6.77	6258	53.0429%	Fecal		CFU/100 mL	200	283.2	86400	-	33,110.5
5439000	8/28/1993	26	26	0.2602	6.77	6258	53.0429%	Fecal		CFU/100 mL	200	283.2	86400	-	33,110.5
5439000	7/15/1994	26	26	0.2602	6.77	6258	53.0429%	Fecal		CFU/100 mL	200	283.2	86400	-	33,110.5
5439000	7/12/1995	26	26	0.2602	6.77	6258	53.0429%	Fecal		CFU/100 mL	200	283.2	86400	-	33,110.5
5439000	7/13/1995	26	26	0.2602	6.77	6258	53.0429%	Fecal		CFU/100 mL	200	283.2	86400	-	33,110.5
5439000	12/9/1995	26	26	0.2602	6.77	6258	53.0429%	Fecal		CFU/100 mL	200	283.2	86400	-	33,110.5
5439000	4/18/1996	26	26	0.2602	6.77	6258	53.0429%	Fecal		CFU/100 mL	200	283.2	86400	-	33,110.5
5439000	4/21/1996	26	26	0.2602	6.77	6258	53.0429%	Fecal		CFU/100 mL	200	283.2	86400	-	33,110.5
5439000	7/11/1996	26	26	0.2602	6.77	6258	53.0429%	Fecal		CFU/100 mL	200	283.2	86400	-	33,110.5
5439000	8/29/1996	26	26	0.2602	6.77	6258	53.0429%	Fecal		CFU/100 mL	200	283.2	86400	-	33,110.5
5439000	2/6/1997	26	26	0.2602	6.77	6258	53.0429%	Fecal		CFU/100 mL	200	283.2	86400	-	33,110.5
5439000	6/19/1997	26	26	0.2602	6.77	6258	53.0429%	Fecal		CFU/100 mL	200	283.2	86400	-	33,110.5
5439000	11/6/1998	26	26	0.2602	6.77	6258	53.0429%	Fecal		CFU/100 mL	200	283.2	86400	-	33,110.5
5439000	12/1/1998	26	26	0.2602	6.77	6258	53.0429%	Fecal		CFU/100 mL	200	283.2	86400	-	33,110.5
5439000	7/9/1999	26	26	0.2602	6.77	6258	53.0429%	Fecal		CFU/100 mL	200	283.2	86400	-	33,110.5
5439000	5/26/2000	26	26	0.2602	6.77	6258	53.0429%	Fecal		CFU/100 mL	200	283.2	86400	-	33,110.5
5439000	11/1/2001	26	26	0.2602	6.77	6258	53.0429%	Fecal		CFU/100 mL	200	283.2	86400	-	33,110.5
5439000	12/4/2001	26	26	0.2602	6.77	6258	53.0429%	Fecal		CFU/100 mL	200	283.2	86400	-	33,110.5
5439000	2/21/2004	26	26	0.2602	6.77	6258	53.0429%	Fecal		CFU/100 mL	200	283.2	86400	-	33,110.5
5439000	1/22/2005	26	26	0.2602	6.77	6258	53.0429%	Fecal		CFU/100 mL	200	283.2	86400	-	33,110.5
5439000	5/13/2005	26	26	0.2602	6.77	6258	53.0429%	Fecal		CFU/100 mL	200	283.2	86400	-	33,110.5
5439000	2/25/2010	26	26	0.2602	6.77	6258	53.0429%	Fecal		CFU/100 mL	200	283.2	86400	-	33,110.5
5439000	10/28/2016	26	26	0.2602	6.77	6258	53.0429%	Fecal		CFU/100 mL	200	283.2	86400	-	33,110.5
5439000	1/1/2017	26	26	0.2602	6.77	6258	53.0429%	Fecal		CFU/100 mL	200	283.2	86400	-	33,110.5
5439000	1/9/2017	26	26	0.2602	6.77	6258	53.0429%	Fecal		CFU/100 mL	200	283.2	86400	-	33,110.5
5439000	7/1/2017	26	26	0.2602	6.77	6258	53.0429%	Fecal		CFU/100 mL	200	283.2	86400	-	33,110.5
5439000	3/25/2018	26	26	0.2602	6.77	6258	53.0429%	Fecal		CFU/100 mL	200	283.2	86400	-	33,110.5
5439000	11/20/1993	25.9	25.9	0.2602	6.74	6296	53.3650%	Fecal		CFU/100 mL	200	283.2	86400	-	32,983.2
5439000	7/1/2002	25.9	25.9	0.2602	6.74	6296	53.3650%	Fecal		CFU/100 mL	200	283.2	86400	-	32,983.2
5439000	4/17/2004	25.9	25.9	0.2602	6.74	6296	53.3650%	Fecal		CFU/100 mL	200	283.2	86400	-	32,983.2
5439000	4/14/2005	25.9	25.9	0.2602	6.74	6296	53.3650%	Fecal		CFU/100 mL	200	283.2	86400	-	32,983.2
5439000	5/20/2007	25.9	25.9	0.2602	6.74	6296	53.3650%	Fecal		CFU/100 mL	200	283.2	86400	-	32,983.2
5439000	5/4/2014	25.9	25.9	0.2602	6.74	6296	53.3650%	Fecal		CFU/100 mL	200	283.2	86400	-	32,983.2
5439000	5/13/2014	25.9	25.9	0.2602	6.74	6296	53.3650%	Fecal		CFU/100 mL	200	283.2	86400	-	32,983.2
5439000	9/3/2016	25.9	25.9	0.2602	6.74	6296	53.3650%	Fecal		CFU/100 mL	200	283.2	86400	-	32,983.2
5439000	12/11/2017	25.9	25.9	0.2602	6.74	6296	53.3650%	Fecal		CFU/100 mL	200	283.2	86400	-	32,983.2
5439000	7/3/2020	25.9	25.9	0.2602	6.74	6296	53.3650%	Fecal		CFU/100 mL	200	283.2	86400	-	32,983.2
5439000	12/11/2021	25.9	25.9	0.2602	6.74	6296	53.3650%	Fecal		CFU/100 mL	200	283.2	86400	-	32,983.2
5439000	7/16/1994	25.8	25.8	0.2602	6.71	6307	53.4582%	Fecal		CFU/100 mL	200	283.2	86400	-	32,855.8
5439000	7/17/1994	25.8	25.8	0.2602	6.71	6307	53.4582%	Fecal		CFU/100 mL	200	283.2	86400	-	32,855.8
5439000	6/10/2003	25.8	25.8	0.2602	6.71	6307	53.4582%	Fecal		CFU/100 mL	200	283.2	86400	-	32,855.8
5439000	12/11/2007	25.8	25.8	0.2602	6.71	6307	53.4582%	Fecal		CFU/100 mL	200	283.2	86400	-	32,855.8
5439000	2/20/2010	25.8	25.8	0.2602	6.71	6307	53.4582%	Fecal		CFU/100 mL	200	283.2	86400	-	32,855.8
5439000	5/9/2014	25.8	25.8	0.2602	6.71	6307	53.4582%	Fecal		CFU/100 mL	200	283.2	86400	-	32,855.8
5439000	4/30/2021	25.8	25.8	0.2602	6.71	6307	53.4582%	Fecal		CFU/100 mL	200	283.2	86400	-	32,855.8
5439000	9/4/2008	25.7	25.7	0.2602	6.69	6314	53.5175%	Fecal		CFU/100 mL	200	283.2	86400	-	32,728.5
5439000	7/15/2010	25.7	25.7	0.2602	6.69	6314	53.5175%	Fecal		CFU/100 mL	200	283.2	86400	-	32,728.5
5439000	4/10/2012	25.7	25.7	0.2602	6.69	6314	53.5175%	Fecal		CFU/100 mL	200	283.2	86400	-	32,728.5
5439000	1/14/2018	25.7	25.7	0.2602	6.69	6314	53.5175%	Fecal		CFU/100 mL	200	283.2	86400	-	32,728.5
5439000	6/25/2006	25.6	25.6	0.2602	6.66	6318	53.5514%	Fecal		CFU/100 mL	200	283.2	86400	-	32,601.1
5439000	6/8/2012	25.6	25.6	0.2602	6.66	6318	53.5514%	Fecal		CFU/100 mL	200	283.2	86400	-	32,601.1
5439000	2/23/2014	25.6	25.6	0.2602	6.66	6318	53.5514%	Fecal		CFU/100 mL	200	283.2	86400	-	32,601.1
5439000	7/24/2014	25.6	25.6	0.2602	6.66	6318	53.5514%	Fecal		CFU/100 mL	200	283.2	86400	-	32,601.1
5439000	11/30/2014	25.6	25.6	0.2602	6.66	6318	53.5514%	Fecal		CFU/100 mL	200	283.2	86400	-	32,601.1
5439000	3/7/2016	25.6	25.6	0.2602	6.66	6318	53.5514%	Fecal		CFU/100 mL	200	283.2	86400	-	32,601.1
5439000	1/31/2018	25.6	25.6	0.2602	6.66	6318	53.5514%	Fecal		CFU/100 mL	200	283.2	86400	-	32,601.1
5439000	12/28/2019	25.6	25.6	0.2602	6.66	6318	53.5514%	Fecal		CFU/100 mL	200	283.2	86400	-	32,601.1
5439000	10/27/2021	25.6	25.6	0.2602	6.66	6318	53.5514%	Fecal		CFU/100 mL	200	283.2	86400	-	32,601.1
5439000	4/18/1994	25.5	25.5	0.2602	6.64	6327	53.6277%	Fecal		CFU/100 mL	200	283.2	86400	-	32,473.8
5439000	4/26/2006	25.5	25.5	0.2602	6.64	6327	53.6277%	Fecal		CFU/100 mL	200	283.2	86400	-	32,473.8
5439000	5/19/2007	25.5	25.5	0.2602	6.64	6327	53.6277%	Fecal		CFU/100 mL	200	283.2	86400	-	32,473.8
5439000	4/17/1994	25.4	25.4	0.2602	6.61	6330	53.6532%	Fecal		CFU/100 mL	200	283.2	86400	-	32,346.4
5439000	6/5/2006	25.4	25.4	0.2602	6.61	6330	53.6532%	Fecal		CFU/100 mL	200	283.2	86400	-	32,346.4
5439000	7/30/2015	25.4	25.4	0.2602	6.61	6330	53.6532%	Fecal		CFU/100 mL	200	283.2	86400	-	32,346.4
5439000	10/17/2018	25.4	25.4	0.2602	6.61	6330	53.6532%	Fecal		CFU/100 mL	200	283.2	86400	-	32,346.4
5439000	8/15/1994	25.3	25.3	0.2602	6.58	6334	53.6871%	Fecal		CFU/100 mL	200	283.2	86400	-	32,219.1
5439000	4/9/2005	25.3	25.3	0.2602	6.58	6334	53.6871%	Fecal		CFU/100 mL	200	283.2	86400	-	32,219.1
5439000	5/1/2021	25.3	25.3	0.2602	6.58	6334	53.6871%	Fecal		CFU/100 mL	200	283.2	86400	-	32,219.1
5439000	7/14/1994	25.2	25.2	0.2602	6.56	6337	53.7125%	Fecal		CFU/100 mL	200	283.2	86400	-	32,091.7
5439000	8/19/1994	25.2	25.2	0.2602	6.56	6337	53.7125%	Fecal		CFU/100 mL	200	283.2	86400	-	32,091.7
5439000	1/7/2011	25.2	25.2	0.2602	6.56	6337	53.7125%	Fecal		CFU/100 mL	200	283.2	86400	-	32,091.7
5439000	8/8/2017	25.2	25.2	0.2602	6.56	6337	53.7125%	Fecal		CFU/100 mL	200	283.2	86400	-	32,091.7
5439000	7/10/1994	25.1	25.1	0.2602	6.53	6341	53.7464%	Fecal		CFU/100 mL	200	283.2	86400	-	31,964.4
5439000	4/25/2005	25.1	25.1	0.2602	6.53	6341	53.7464%	Fecal		CFU/100 mL	200	283.2	86400	-	31,964.4
5439000	6/9/2012	25.1	25.1	0.2602	6.53	6341	53.7464%	Fecal		CFU/100 mL	200	283.2	86400	-	31,964.4
5439000	1/11/1990	25	25	0.2602	6.51	6345	53.7803%	Fecal		CFU/100 mL	200	283.2	86400	-	31,837.0
5439000	7/31/1990	25	25	0.2602	6.51	6345	53.7803%	Fecal		CFU/100 mL	200	283.2	86400	-	31,837.0
5439000	11/26/1990	25	25	0.2602	6.51	6345	53.7803%	Fecal		CFU/100 mL	200	283.2	86400	-	31,837.0
5439000	1/17/1991	25	25	0.2602	6.51	6345	53.7803%	Fecal		CFU/100 mL	200	283.2	86400	-	31,837.0
5439000	1/20/1991	25	25	0.2602	6.51	6345	53.7803%	Fecal		CFU/100 mL	200	283.2	86400	-	31,837.0
5439000	1/21/1991	25	25	0.2602	6.51	6345	53.7803%	Fecal		CFU/100 mL	200	283.2	86400	-	31,837.0
5439000	1/22/1991	25	25	0.2602	6.51	6345	53.7803%	Fecal		CFU/100 mL	200	283.2	86400	-	31,837.0
5439000	1/24/1991	25	25	0.2602	6.51	6345	53.7803%	Fecal		CFU/100 mL	200	283.2	86400	-	31,837.0
5439000	1/25/1991	25	25	0.2602	6.51	6345	53.7803%	Fecal		CFU/100 mL	200	283.2	86400	-	31,837.0
5439000	1/26/1991	25	25	0.2602	6.51	6345	53.7803%	Fecal		CFU/100 mL	200	283.2	86400	-	31,837.0
5439000	1/27/1991	25	25	0.2602	6.51	6345	53.7803%	Fecal		CFU/100 mL	200	283.2	86400	-	31,837.0
5439000	1/28/1991	25	25	0.2602	6.51	6345	53.7803%	Fecal		CFU/100 mL	200	283.2	86400	-	31,837.0
5439000	2/1/1991	25	25	0.2602	6.51	6345	53.7803%	Fecal		CFU/100 mL	200	283.2	86400	-	31,837.0
5439000	8/8/1991	25	25	0.2602	6.51	6345	53.7803%	Fecal		CFU/100 mL	200	283.2	86400	-	31,837.0
5439000	11/24/1991	25	25	0.2602	6.51	6345	53.7803%	Fecal		CFU/100 mL	200	283.2	86400	-	31,837.0
5439000	11/26/1991	25	25	0.2602	6.51	6345	53.7803%	Fecal		CFU/100 mL	200	283.2	86400	-	31,837.0
5439000	11/28/1991	25	25	0.2602	6.51	6345	53.7803%	Fecal		CFU/100 mL	200	283.2	86400	-	31,837.0
5439000	2/14/1992	25	25	0.2602	6.51	6345	53.7803%	Fecal		CFU/100 mL	200	283.2	86400	-	31,837.0
5439000	5/19/1992	25	25	0.2602	6.51	6345	53.7803%	Fecal		CFU/100 mL	200	283.2	86400	-	31,837.0
5439000	5/22/1992	25	25	0.2602	6.51	6345	53.7803%	Fecal		CFU/100 mL	200	283.2	86400	-	31,837.0
5439000	1/24/1994	25	25	0.2602	6.51	6345	53.7803%	Fecal		CFU/100 mL	200	283.2	86400	-	31,837.0
5439000	2/16/1994	25	25	0.2602	6.51	6345	53.7803%	Fecal		CFU/100 mL	200	283.2	86400	-	31,837.0
5439000	10/6/1995	25	25	0.2602	6.51	6345	53.7803%	Fecal		CFU/100 mL	200	283.2	86400	-	31,837.0
5439000	11/6/1995	25	25	0.2602	6.51	6345	53.7803%	Fecal		CFU/100 mL	200	283.2	86400	-	31,837.0
5439000	12/4/1995	25	25	0.2602	6.51	6345	53.7803%	Fecal		CFU/100 mL	200	283.2	86400	-	31,837.0
5439000	12/10/1995	25	25	0.2602	6.51	6345	53.7803%	Fecal		CFU/100 mL	200	283.2	86400	-	31,837.0
5439000	1/20/1996	25	25	0.2602	6.51	6345	53.7803%	Fecal		CFU/100 mL	200	283.2	86400	-	31,837.0
5439000	2/28/1996	25	25	0.2602	6.51	6345	53.7803%	Fecal		CFU/100 mL	200	283.2	86400	-	31,837.0
5439000	3/26/1996	25	25	0.2602	6.51	6345	53.7803%	Fecal		CFU/100 mL	200	283.2	86400	-	31,837.0
5439000	7/14/1996	25	25	0.2602	6.51	6345	53.7803%	Fecal		CFU/100 mL	200	283.2	86400	-	31,837.0
5439000	9/27/1996	25	25	0.2602	6.51	6345	53.7803%	Fecal		CFU/100 mL	200	283.2	86400	-	31,837.0
5439000	12/20/1996	25	25	0.2602	6.51	6345	53.7803%	Fecal		CFU/100 mL	200	283.2	86400	-	31,837.0

Gage ID	Date	Discharge (CFS)	Gage Discharge (less Surrogate NPDES) (CFS)	Watershed Area Ratio	Calculated flow (CFS)	Rank	Flow Exceedance %	Parameter	Results	Units (mg or micro_gram	Limit/Standard	100mL/CF	sec/day	Actual Load (million colonies/day)	Allowable Load (million colonies/day)
5439000	12/21/1996	25	25	0.2602	6.51	6345	53.7803%	Fecal		CFU/100 mL	200	283.2	86400	-	31,837.0
5439000	12/28/1996	25	25	0.2602	6.51	6345	53.7803%	Fecal		CFU/100 mL	200	283.2	86400	-	31,837.0
5439000	1/11/1997	25	25	0.2602	6.51	6345	53.7803%	Fecal		CFU/100 mL	200	283.2	86400	-	31,837.0
5439000	1/25/1997	25	25	0.2602	6.51	6345	53.7803%	Fecal		CFU/100 mL	200	283.2	86400	-	31,837.0
5439000	2/5/1997	25	25	0.2602	6.51	6345	53.7803%	Fecal		CFU/100 mL	200	283.2	86400	-	31,837.0
5439000	2/18/1997	25	25	0.2602	6.51	6345	53.7803%	Fecal		CFU/100 mL	200	283.2	86400	-	31,837.0
5439000	6/20/1997	25	25	0.2602	6.51	6345	53.7803%	Fecal		CFU/100 mL	200	283.2	86400	-	31,837.0
5439000	6/21/1997	25	25	0.2602	6.51	6345	53.7803%	Fecal		CFU/100 mL	200	283.2	86400	-	31,837.0
5439000	7/2/1997	25	25	0.2602	6.51	6345	53.7803%	Fecal		CFU/100 mL	200	283.2	86400	-	31,837.0
5439000	11/9/1998	25	25	0.2602	6.51	6345	53.7803%	Fecal		CFU/100 mL	200	283.2	86400	-	31,837.0
5439000	12/22/1998	25	25	0.2602	6.51	6345	53.7803%	Fecal		CFU/100 mL	200	283.2	86400	-	31,837.0
5439000	7/23/1999	25	25	0.2602	6.51	6345	53.7803%	Fecal		CFU/100 mL	200	283.2	86400	-	31,837.0
5439000	10/1/1999	25	25	0.2602	6.51	6345	53.7803%	Fecal		CFU/100 mL	200	283.2	86400	-	31,837.0
5439000	3/24/2000	25	25	0.2602	6.51	6345	53.7803%	Fecal		CFU/100 mL	200	283.2	86400	-	31,837.0
5439000	4/17/2000	25	25	0.2602	6.51	6345	53.7803%	Fecal		CFU/100 mL	200	283.2	86400	-	31,837.0
5439000	5/30/2000	25	25	0.2602	6.51	6345	53.7803%	Fecal		CFU/100 mL	200	283.2	86400	-	31,837.0
5439000	5/23/2001	25	25	0.2602	6.51	6345	53.7803%	Fecal		CFU/100 mL	200	283.2	86400	-	31,837.0
5439000	6/27/2001	25	25	0.2602	6.51	6345	53.7803%	Fecal		CFU/100 mL	200	283.2	86400	-	31,837.0
5439000	12/6/2001	25	25	0.2602	6.51	6345	53.7803%	Fecal		CFU/100 mL	200	283.2	86400	-	31,837.0
5439000	4/18/2004	25	25	0.2602	6.51	6345	53.7803%	Fecal		CFU/100 mL	200	283.2	86400	-	31,837.0
5439000	4/15/2005	25	25	0.2602	6.51	6345	53.7803%	Fecal		CFU/100 mL	200	283.2	86400	-	31,837.0
5439000	2/9/2008	25	25	0.2602	6.51	6345	53.7803%	Fecal		CFU/100 mL	200	283.2	86400	-	31,837.0
5439000	2/19/2010	25	25	0.2602	6.51	6345	53.7803%	Fecal		CFU/100 mL	200	283.2	86400	-	31,837.0
5439000	2/16/2013	25	25	0.2602	6.51	6345	53.7803%	Fecal		CFU/100 mL	200	283.2	86400	-	31,837.0
5439000	2/18/2013	25	25	0.2602	6.51	6345	53.7803%	Fecal		CFU/100 mL	200	283.2	86400	-	31,837.0
5439000	1/2/2017	25	25	0.2602	6.51	6345	53.7803%	Fecal		CFU/100 mL	200	283.2	86400	-	31,837.0
5439000	2/10/2002	24.9	24.9	0.2602	6.48	6403	54.2719%	Fecal		CFU/100 mL	200	283.2	86400	-	31,709.7
5439000	11/28/2004	24.9	24.9	0.2602	6.48	6403	54.2719%	Fecal		CFU/100 mL	200	283.2	86400	-	31,709.7
5439000	4/18/2005	24.9	24.9	0.2602	6.48	6403	54.2719%	Fecal		CFU/100 mL	200	283.2	86400	-	31,709.7
5439000	7/4/2006	24.9	24.9	0.2602	6.48	6403	54.2719%	Fecal		CFU/100 mL	200	283.2	86400	-	31,709.7
5439000	8/3/2006	24.9	24.9	0.2602	6.48	6403	54.2719%	Fecal		CFU/100 mL	200	283.2	86400	-	31,709.7
5439000	7/15/2009	24.9	24.9	0.2602	6.48	6403	54.2719%	Fecal		CFU/100 mL	200	283.2	86400	-	31,709.7
5439000	2/18/2010	24.9	24.9	0.2602	6.48	6403	54.2719%	Fecal		CFU/100 mL	200	283.2	86400	-	31,709.7
5439000	12/24/2001	24.8	24.8	0.2602	6.45	6411	54.3397%	Fecal		CFU/100 mL	200	283.2	86400	-	31,582.3
5439000	6/11/2003	24.8	24.8	0.2602	6.45	6411	54.3397%	Fecal		CFU/100 mL	200	283.2	86400	-	31,582.3
5439000	2/28/2010	24.8	24.8	0.2602	6.45	6411	54.3397%	Fecal		CFU/100 mL	200	283.2	86400	-	31,582.3
5439000	6/2/2014	24.8	24.8	0.2602	6.45	6411	54.3397%	Fecal		CFU/100 mL	200	283.2	86400	-	31,582.3
5439000	1/4/2017	24.8	24.8	0.2602	6.45	6411	54.3397%	Fecal		CFU/100 mL	200	283.2	86400	-	31,582.3
5439000	1/8/2017	24.8	24.8	0.2602	6.45	6411	54.3397%	Fecal		CFU/100 mL	200	283.2	86400	-	31,582.3
5439000	4/14/2018	24.8	24.8	0.2602	6.45	6411	54.3397%	Fecal		CFU/100 mL	200	283.2	86400	-	31,582.3
5439000	11/30/1993	24.7	24.7	0.2602	6.43	6418	54.3991%	Fecal		CFU/100 mL	200	283.2	86400	-	31,455.0
5439000	4/10/1994	24.7	24.7	0.2602	6.43	6418	54.3991%	Fecal		CFU/100 mL	200	283.2	86400	-	31,455.0
5439000	8/14/2002	24.7	24.7	0.2602	6.43	6418	54.3991%	Fecal		CFU/100 mL	200	283.2	86400	-	31,455.0
5439000	4/17/2005	24.7	24.7	0.2602	6.43	6418	54.3991%	Fecal		CFU/100 mL	200	283.2	86400	-	31,455.0
5439000	12/7/2008	24.7	24.7	0.2602	6.43	6418	54.3991%	Fecal		CFU/100 mL	200	283.2	86400	-	31,455.0
5439000	1/3/2017	24.7	24.7	0.2602	6.43	6418	54.3991%	Fecal		CFU/100 mL	200	283.2	86400	-	31,455.0
5439000	7/13/2017	24.7	24.7	0.2602	6.43	6418	54.3991%	Fecal		CFU/100 mL	200	283.2	86400	-	31,455.0
5439000	7/2/2002	24.6	24.6	0.2602	6.40	6425	54.4584%	Fecal		CFU/100 mL	200	283.2	86400	-	31,327.6
5439000	7/8/2004	24.6	24.6	0.2602	6.40	6425	54.4584%	Fecal		CFU/100 mL	200	283.2	86400	-	31,327.6
5439000	2/7/2013	24.6	24.6	0.2602	6.40	6425	54.4584%	Fecal		CFU/100 mL	200	283.2	86400	-	31,327.6
5439000	4/19/2004	24.5	24.5	0.2602	6.38	6428	54.4838%	Fecal		CFU/100 mL	200	283.2	86400	-	31,200.3
5439000	4/26/2005	24.5	24.5	0.2602	6.38	6428	54.4838%	Fecal		CFU/100 mL	200	283.2	86400	-	31,200.3
5439000	5/23/2005	24.5	24.5	0.2602	6.38	6428	54.4838%	Fecal		CFU/100 mL	200	283.2	86400	-	31,200.3
5439000	6/6/2006	24.5	24.5	0.2602	6.38	6428	54.4838%	Fecal		CFU/100 mL	200	283.2	86400	-	31,200.3
5439000	8/2/2010	24.5	24.5	0.2602	6.38	6428	54.4838%	Fecal		CFU/100 mL	200	283.2	86400	-	31,200.3
5439000	11/12/2015	24.5	24.5	0.2602	6.38	6428	54.4838%	Fecal		CFU/100 mL	200	283.2	86400	-	31,200.3
5439000	4/19/1994	24.4	24.4	0.2602	6.35	6434	54.5347%	Fecal		CFU/100 mL	200	283.2	86400	-	31,072.9
5439000	5/14/2005	24.4	24.4	0.2602	6.35	6434	54.5347%	Fecal		CFU/100 mL	200	283.2	86400	-	31,072.9
5439000	7/18/2013	24.4	24.4	0.2602	6.35	6434	54.5347%	Fecal		CFU/100 mL	200	283.2	86400	-	31,072.9
5439000	9/5/2014	24.4	24.4	0.2602	6.35	6434	54.5347%	Fecal		CFU/100 mL	200	283.2	86400	-	31,072.9
5439000	1/5/2017	24.4	24.4	0.2602	6.35	6434	54.5347%	Fecal		CFU/100 mL	200	283.2	86400	-	31,072.9
5439000	1/6/2017	24.4	24.4	0.2602	6.35	6434	54.5347%	Fecal		CFU/100 mL	200	283.2	86400	-	31,072.9
5439000	1/7/2017	24.4	24.4	0.2602	6.35	6434	54.5347%	Fecal		CFU/100 mL	200	283.2	86400	-	31,072.9
5439000	4/21/2018	24.4	24.4	0.2602	6.35	6434	54.5347%	Fecal		CFU/100 mL	200	283.2	86400	-	31,072.9
5439000	12/21/2001	24.3	24.3	0.2602	6.32	6442	54.6025%	Fecal		CFU/100 mL	200	283.2	86400	-	30,945.6
5439000	11/3/2003	24.3	24.3	0.2602	6.32	6442	54.6025%	Fecal		CFU/100 mL	200	283.2	86400	-	30,945.6
5439000	4/19/2005	24.3	24.3	0.2602	6.32	6442	54.6025%	Fecal		CFU/100 mL	200	283.2	86400	-	30,945.6
5439000	8/21/2009	24.3	24.3	0.2602	6.32	6442	54.6025%	Fecal		CFU/100 mL	200	283.2	86400	-	30,945.6
5439000	11/28/2014	24.3	24.3	0.2602	6.32	6442	54.6025%	Fecal		CFU/100 mL	200	283.2	86400	-	30,945.6
5439000	12/26/2018	24.3	24.3	0.2602	6.32	6442	54.6025%	Fecal		CFU/100 mL	200	283.2	86400	-	30,945.6
5439000	4/7/2012	24.2	24.2	0.2602	6.30	6449	54.6618%	Fecal		CFU/100 mL	200	283.2	86400	-	30,818.2
5439000	4/7/2018	24.2	24.2	0.2602	6.30	6449	54.6618%	Fecal		CFU/100 mL	200	283.2	86400	-	30,818.2
5439000	12/16/2020	24.2	24.2	0.2602	6.30	6449	54.6618%	Fecal		CFU/100 mL	200	283.2	86400	-	30,818.2
5439000	4/11/2012	24.1	24.1	0.2602	6.27	6452	54.6872%	Fecal		CFU/100 mL	200	283.2	86400	-	30,690.9
5439000	9/6/2020	24.1	24.1	0.2602	6.27	6452	54.6872%	Fecal		CFU/100 mL	200	283.2	86400	-	30,690.9
5439000	1/22/1990	24	24	0.2602	6.25	6454	54.7042%	Fecal		CFU/100 mL	200	283.2	86400	-	30,563.6
5439000	1/24/1990	24	24	0.2602	6.25	6454	54.7042%	Fecal		CFU/100 mL	200	283.2	86400	-	30,563.6
5439000	8/31/1990	24	24	0.2602	6.25	6454	54.7042%	Fecal		CFU/100 mL	200	283.2	86400	-	30,563.6
5439000	10/17/1990	24	24	0.2602	6.25	6454	54.7042%	Fecal		CFU/100 mL	200	283.2	86400	-	30,563.6
5439000	10/22/1990	24	24	0.2602	6.25	6454	54.7042%	Fecal		CFU/100 mL	200	283.2	86400	-	30,563.6
5439000	1/29/1991	24	24	0.2602	6.25	6454	54.7042%	Fecal		CFU/100 mL	200	283.2	86400	-	30,563.6
5439000	7/3/1991	24	24	0.2602	6.25	6454	54.7042%	Fecal		CFU/100 mL	200	283.2	86400	-	30,563.6
5439000	5/20/1992	24	24	0.2602	6.25	6454	54.7042%	Fecal		CFU/100 mL	200	283.2	86400	-	30,563.6
5439000	5/21/1992	24	24	0.2602	6.25	6454	54.7042%	Fecal		CFU/100 mL	200	283.2	86400	-	30,563.6
5439000	7/2/1992	24	24	0.2602	6.25	6454	54.7042%	Fecal		CFU/100 mL	200	283.2	86400	-	30,563.6
5439000	7/23/1992	24	24	0.2602	6.25	6454	54.7042%	Fecal		CFU/100 mL	200	283.2	86400	-	30,563.6
5439000	7/30/1992	24	24	0.2602	6.25	6454	54.7042%	Fecal		CFU/100 mL	200	283.2	86400	-	30,563.6
5439000	9/29/1992	24	24	0.2602	6.25	6454	54.7042%	Fecal		CFU/100 mL	200	283.2	86400	-	30,563.6
5439000	8/11/1993	24	24	0.2602	6.25	6454	54.7042%	Fecal		CFU/100 mL	200	283.2	86400	-	30,563.6
5439000	8/18/1993	24	24	0.2602	6.25	6454	54.7042%	Fecal		CFU/100 mL	200	283.2	86400	-	30,563.6
5439000	1/6/1994	24	24	0.2602	6.25	6454	54.7042%	Fecal		CFU/100 mL	200	283.2	86400	-	30,563.6
5439000	1/23/1994	24	24	0.2602	6.25	6454	54.7042%	Fecal		CFU/100 mL	200	283.2	86400	-	30,563.6
5439000	7/14/1995	24	24	0.2602	6.25	6454	54.7042%	Fecal		CFU/100 mL	200	283.2	86400	-	30,563.6
5439000	7/20/1995	24	24	0.2602	6.25	6454	54.7042%	Fecal		CFU/100 mL	200	283.2	86400	-	30,563.6
5439000	4/23/1996	24	24	0.2602	6.25	6454	54.7042%	Fecal		CFU/100 mL	200	283.2	86400	-	30,563.6
5439000	5/5/1996	24	24	0.2602	6.25	6454	54.7042%	Fecal		CFU/100 mL	200	283.2	86400	-	30,563.6
5439000	5/6/1996	24	24	0.2602	6.25	6454	54.7042%	Fecal		CFU/100 mL	200	283.2	86400	-	30,563.6
5439000	12/22/1996	24	24	0.2602	6.25	6454	54.7042%	Fecal		CFU/100 mL	200	283.2	86400	-	30,563.6
5439000	12/24/1996	24	24	0.2602	6.25	6454	54.7042%	Fecal		CFU/100 mL	200	283.2	86400	-	30,563.6
5439000	1/23/1997	24	24	0.2602	6.25	6454	54.7042%	Fecal		CFU/100 mL	200	283.2	86400	-	30,563.6
5439000	2/7/1997	24	24	0.2602	6.25	6454	54.7042%	Fecal		CFU/100 mL	200	283.2	86400	-	30,563.6
5439000	11/7/1998	24	24	0.2602	6.25	6454	54.7042%	Fecal		CFU/100 mL	200	283.2	86400	-	30,563.6
5439000	12/2/1998	24	24	0.2602	6.25	6454	54.7042%	Fecal		CFU/100 mL	200	283.2	86400	-	30,563.6
5439000	12/3/1998	24	24	0.2602	6.25	6454	54.7042%	Fecal		CFU/100 mL	200	283.2	86400	-	30,563.6
5439000	10/4/1999	24	24	0.2602	6.25	6454	54.7042%	Fecal		CFU/100 mL	200	283.2	86400	-	30,563.6
5439000	3/21/2000	24	24	0.2602	6.25	6454	54.7042%	Fecal		CFU/100 mL	200	283.2	86400	-	30,563.6
5439000	3/25/2000	24	24	0.2602	6.25	6454	54.7042%	Fecal		CFU/100 mL	200	283.2	86400	-	30,563.6
5439000	3/27/2000	24	24	0.2602	6.25	6454	54.7042%	Fecal		CFU/100 mL	200	283.2	86400	-	30,563.6
5439000	5/29/2000	24	24	0.2602	6.25	6454	54.7042%	Fecal		CFU/100 mL	200	283.2	86400	-	30,563.6
5439000	10/7/2000	24	24	0.2602	6.25	6454	54.7042%	Fecal		CFU/100 mL	200	283.2	86400	-	30,563.6
5439000	11/7/2000	24	24	0.2602	6.25	6454	54.7042%	Fecal		CFU/100 mL	200	283.2	86400	-	30,563.6
5439000	11/18/2000	24	24	0.2602	6.25	6454	54.7042%	Fecal		CFU/100 mL	200	283.2	86400	-	30,563.6
5439000	11/19/2000	24	24	0.2602	6.25	6454	54.7042%	Fecal		CFU/100 mL	200	283.2	86400	-	30,563.6
5439000	5/19/2001	24	24	0.2602	6.25	6454	54.7042%	Fecal		CFU/100 mL	200	283.2	86400	-	30,563.6
5439000	5/20/2001	24	24	0.2602	6.25	6454	54.7042%	Fecal		CFU/100 mL	200	283.2	86400	-	30,563.6
5439000	5/25/2001	24	24	0.2602	6.25	6454	54.7042%	Fecal		CFU/100 mL	200	283.2	86400	-	30,563.6
5439000	6/28/2001	24	24	0.2602	6.25	6454	54.7042%	Fecal		CFU/100 mL	200	283.2	86400	-	30,563.6
5439000	4/24/2005	24	24	0.2602	6.25	6454	54.7042%	Fecal		CFU/100 mL	200	283.2	86400	-	30,563.6
5439000	3/17/2006	24	24	0.2602	6.25	6454	54.7042%	Fecal		CFU/100 mL	200	283.2	86400	-	30,563.6
5439000	12/3/2008	24	24	0.2602	6.25	6454	54.7042%	Fecal		CFU/100 mL	200	283.2	86400	-	30,563.6
5439000	3/3/2016	24	24	0.2602	6.25	6454	54.7042%	Fecal		CFU/100 mL	200	283.2	86400	-	30,563.6
5439000	7/27/2016	24	24	0.2602	6.25	6454	54.7042%	Fecal		CFU/100 mL	200	283.2	86400	-	30,563.6
5439000	4/22/2018	24	24	0.2602	6.25	6454	54.7042%	Fecal		CFU/100 mL	200	283.2	86400	-	30,563.6
5439000	7/24/2021	24	24	0.2602	6.25	6454	54.7042%	Fecal		CFU/100 mL	200	283.2	86400	-	30,563.6
5439000	11/21/1993	23.9	23.9	0.2602	6.22	6503	55.1195%	Fecal		CFU/100 mL	200	283.2	86400	-	30,436.2

Gage ID	Date	Discharge (CFS)	Gage Discharge (less Surrogate NPDES) (CFS)	Watershed Area Ratio	Calculated flow (CFS)	Rank	Flow Exceedance %	Parameter	Results	Units (mg or micro_gram	Limit/Standard	100mL/CF	sec/day	Actual Load (million colonies/day)	Allowable Load (million colonies/day)
5439000	3/8/2022	44.6	44.6	0.1459	6.51	6344	53.7718%	Fecal		CFU/100 mL	200	283.2	86400	-	31,851.4
5439000	4/25/1994	23.8	23.8	0.2602	6.19	6504	55.1280%	Fecal		CFU/100 mL	200	283.2	86400	-	30,308.9
5439000	4/30/1994	23.8	23.8	0.2602	6.19	6504	55.1280%	Fecal		CFU/100 mL	200	283.2	86400	-	30,308.9
5439000	4/16/2005	23.8	23.8	0.2602	6.19	6504	55.1280%	Fecal		CFU/100 mL	200	283.2	86400	-	30,308.9
5439000	4/20/2005	23.8	23.8	0.2602	6.19	6504	55.1280%	Fecal		CFU/100 mL	200	283.2	86400	-	30,308.9
5439000	4/11/1994	23.7	23.7	0.2602	6.17	6508	55.1619%	Fecal		CFU/100 mL	200	283.2	86400	-	30,181.5
5439000	4/10/2005	23.7	23.7	0.2602	6.17	6508	55.1619%	Fecal		CFU/100 mL	200	283.2	86400	-	30,181.5
5439000	5/21/2007	23.7	23.7	0.2602	6.17	6508	55.1619%	Fecal		CFU/100 mL	200	283.2	86400	-	30,181.5
5439000	6/17/2007	23.7	23.7	0.2602	6.17	6508	55.1619%	Fecal		CFU/100 mL	200	283.2	86400	-	30,181.5
5439000	8/1/2007	23.7	23.7	0.2602	6.17	6508	55.1619%	Fecal		CFU/100 mL	200	283.2	86400	-	30,181.5
5439000	1/25/2009	23.7	23.7	0.2602	6.17	6508	55.1619%	Fecal		CFU/100 mL	200	283.2	86400	-	30,181.5
5439000	1/26/2009	23.7	23.7	0.2602	6.17	6508	55.1619%	Fecal		CFU/100 mL	200	283.2	86400	-	30,181.5
5439000	7/12/2011	23.7	23.7	0.2602	6.17	6508	55.1619%	Fecal		CFU/100 mL	200	283.2	86400	-	30,181.5
5439000	4/13/2012	23.7	23.7	0.2602	6.17	6508	55.1619%	Fecal		CFU/100 mL	200	283.2	86400	-	30,181.5
5439000	2/28/2022	44.3	44.3	0.1459	6.46	6410	54.3312%	Fecal		CFU/100 mL	200	283.2	86400	-	31,637.1
5439000	4/27/2006	23.6	23.6	0.2602	6.14	6517	55.2382%	Fecal		CFU/100 mL	200	283.2	86400	-	30,054.2
5439000	6/30/2007	23.6	23.6	0.2602	6.14	6517	55.2382%	Fecal		CFU/100 mL	200	283.2	86400	-	30,054.2
5439000	7/9/2011	23.6	23.6	0.2602	6.14	6517	55.2382%	Fecal		CFU/100 mL	200	283.2	86400	-	30,054.2
5439000	4/12/2012	23.6	23.6	0.2602	6.14	6517	55.2382%	Fecal		CFU/100 mL	200	283.2	86400	-	30,054.2
5439000	12/15/2017	23.6	23.6	0.2602	6.14	6517	55.2382%	Fecal		CFU/100 mL	200	283.2	86400	-	30,054.2
5439000	11/22/1993	23.5	23.5	0.2602	6.12	6522	55.2806%	Fecal		CFU/100 mL	200	283.2	86400	-	29,926.8
5439000	7/14/2009	23.5	23.5	0.2602	6.12	6522	55.2806%	Fecal		CFU/100 mL	200	283.2	86400	-	29,926.8
5439000	7/22/2011	23.5	23.5	0.2602	6.12	6522	55.2806%	Fecal		CFU/100 mL	200	283.2	86400	-	29,926.8
5439000	4/20/2018	23.5	23.5	0.2602	6.12	6522	55.2806%	Fecal		CFU/100 mL	200	283.2	86400	-	29,926.8
5439000	9/11/2020	23.5	23.5	0.2602	6.12	6522	55.2806%	Fecal		CFU/100 mL	200	283.2	86400	-	29,926.8
5439000	5/8/2021	23.5	23.5	0.2602	6.12	6522	55.2806%	Fecal		CFU/100 mL	200	283.2	86400	-	29,926.8
5439000	8/21/1994	23.4	23.4	0.2602	6.09	6528	55.3314%	Fecal		CFU/100 mL	200	283.2	86400	-	29,799.5
5439000	7/11/2004	23.4	23.4	0.2602	6.09	6528	55.3314%	Fecal		CFU/100 mL	200	283.2	86400	-	29,799.5
5439000	6/10/2012	23.4	23.4	0.2602	6.09	6528	55.3314%	Fecal		CFU/100 mL	200	283.2	86400	-	29,799.5
5439000	11/27/2014	23.4	23.4	0.2602	6.09	6528	55.3314%	Fecal		CFU/100 mL	200	283.2	86400	-	29,799.5
5439000	12/6/2008	23.3	23.3	0.2602	6.06	6532	55.3653%	Fecal		CFU/100 mL	200	283.2	86400	-	29,672.1
5439000	7/22/2020	23.3	23.3	0.2602	6.06	6532	55.3653%	Fecal		CFU/100 mL	200	283.2	86400	-	29,672.1
5439000	11/24/1993	23.2	23.2	0.2602	6.04	6534	55.3823%	Fecal		CFU/100 mL	200	283.2	86400	-	29,544.8
5439000	5/1/1994	23.2	23.2	0.2602	6.04	6534	55.3823%	Fecal		CFU/100 mL	200	283.2	86400	-	29,544.8
5439000	8/15/2010	23.2	23.2	0.2602	6.04	6534	55.3823%	Fecal		CFU/100 mL	200	283.2	86400	-	29,544.8
5439000	3/18/2022	43.3	43.3	0.1459	6.32	6448	54.6533%	Fecal		CFU/100 mL	200	283.2	86400	-	30,923.0
5439000	7/11/1994	23.1	23.1	0.2602	6.01	6537	55.4077%	Fecal		CFU/100 mL	200	283.2	86400	-	29,417.4
5439000	10/15/2001	23.1	23.1	0.2602	6.01	6537	55.4077%	Fecal		CFU/100 mL	200	283.2	86400	-	29,417.4
5439000	9/4/2006	23.1	23.1	0.2602	6.01	6537	55.4077%	Fecal		CFU/100 mL	200	283.2	86400	-	29,417.4
5439000	12/2/2008	23.1	23.1	0.2602	6.01	6537	55.4077%	Fecal		CFU/100 mL	200	283.2	86400	-	29,417.4
5439000	9/3/2018	23.1	23.1	0.2602	6.01	6537	55.4077%	Fecal		CFU/100 mL	200	283.2	86400	-	29,417.4
5439000	1/7/1990	23	23	0.2602	5.99	6542	55.4501%	Fecal		CFU/100 mL	200	283.2	86400	-	29,290.1
5439000	1/23/1990	23	23	0.2602	5.99	6542	55.4501%	Fecal		CFU/100 mL	200	283.2	86400	-	29,290.1
5439000	1/30/1991	23	23	0.2602	5.99	6542	55.4501%	Fecal		CFU/100 mL	200	283.2	86400	-	29,290.1
5439000	6/24/1991	23	23	0.2602	5.99	6542	55.4501%	Fecal		CFU/100 mL	200	283.2	86400	-	29,290.1
5439000	9/13/1993	23	23	0.2602	5.99	6542	55.4501%	Fecal		CFU/100 mL	200	283.2	86400	-	29,290.1
5439000	1/22/1994	23	23	0.2602	5.99	6542	55.4501%	Fecal		CFU/100 mL	200	283.2	86400	-	29,290.1
5439000	1/25/1994	23	23	0.2602	5.99	6542	55.4501%	Fecal		CFU/100 mL	200	283.2	86400	-	29,290.1
5439000	7/12/1994	23	23	0.2602	5.99	6542	55.4501%	Fecal		CFU/100 mL	200	283.2	86400	-	29,290.1
5439000	3/8/1995	23	23	0.2602	5.99	6542	55.4501%	Fecal		CFU/100 mL	200	283.2	86400	-	29,290.1
5439000	3/9/1995	23	23	0.2602	5.99	6542	55.4501%	Fecal		CFU/100 mL	200	283.2	86400	-	29,290.1
5439000	7/15/1995	23	23	0.2602	5.99	6542	55.4501%	Fecal		CFU/100 mL	200	283.2	86400	-	29,290.1
5439000	12/11/1995	23	23	0.2602	5.99	6542	55.4501%	Fecal		CFU/100 mL	200	283.2	86400	-	29,290.1
5439000	3/1/1996	23	23	0.2602	5.99	6542	55.4501%	Fecal		CFU/100 mL	200	283.2	86400	-	29,290.1
5439000	4/17/1996	23	23	0.2602	5.99	6542	55.4501%	Fecal		CFU/100 mL	200	283.2	86400	-	29,290.1
5439000	4/25/1996	23	23	0.2602	5.99	6542	55.4501%	Fecal		CFU/100 mL	200	283.2	86400	-	29,290.1
5439000	5/7/1996	23	23	0.2602	5.99	6542	55.4501%	Fecal		CFU/100 mL	200	283.2	86400	-	29,290.1
5439000	5/8/1996	23	23	0.2602	5.99	6542	55.4501%	Fecal		CFU/100 mL	200	283.2	86400	-	29,290.1
5439000	8/30/1996	23	23	0.2602	5.99	6542	55.4501%	Fecal		CFU/100 mL	200	283.2	86400	-	29,290.1
5439000	10/30/1996	23	23	0.2602	5.99	6542	55.4501%	Fecal		CFU/100 mL	200	283.2	86400	-	29,290.1
5439000	12/23/1996	23	23	0.2602	5.99	6542	55.4501%	Fecal		CFU/100 mL	200	283.2	86400	-	29,290.1
5439000	12/25/1996	23	23	0.2602	5.99	6542	55.4501%	Fecal		CFU/100 mL	200	283.2	86400	-	29,290.1
5439000	2/8/1997	23	23	0.2602	5.99	6542	55.4501%	Fecal		CFU/100 mL	200	283.2	86400	-	29,290.1
5439000	1/22/1998	23	23	0.2602	5.99	6542	55.4501%	Fecal		CFU/100 mL	200	283.2	86400	-	29,290.1
5439000	11/8/1998	23	23	0.2602	5.99	6542	55.4501%	Fecal		CFU/100 mL	200	283.2	86400	-	29,290.1
5439000	12/4/1998	23	23	0.2602	5.99	6542	55.4501%	Fecal		CFU/100 mL	200	283.2	86400	-	29,290.1
5439000	12/23/1998	23	23	0.2602	5.99	6542	55.4501%	Fecal		CFU/100 mL	200	283.2	86400	-	29,290.1
5439000	3/17/2000	23	23	0.2602	5.99	6542	55.4501%	Fecal		CFU/100 mL	200	283.2	86400	-	29,290.1
5439000	3/18/2000	23	23	0.2602	5.99	6542	55.4501%	Fecal		CFU/100 mL	200	283.2	86400	-	29,290.1
5439000	7/22/2000	23	23	0.2602	5.99	6542	55.4501%	Fecal		CFU/100 mL	200	283.2	86400	-	29,290.1
5439000	11/20/2000	23	23	0.2602	5.99	6542	55.4501%	Fecal		CFU/100 mL	200	283.2	86400	-	29,290.1
5439000	1/10/2011	23	23	0.2602	5.99	6542	55.4501%	Fecal		CFU/100 mL	200	283.2	86400	-	29,290.1
5439000	4/24/2018	23	23	0.2602	5.99	6542	55.4501%	Fecal		CFU/100 mL	200	283.2	86400	-	29,290.1
5439000	12/12/2004	22.9	22.9	0.2602	5.96	6574	55.7213%	Fecal		CFU/100 mL	200	283.2	86400	-	29,162.7
5439000	10/18/2007	22.9	22.9	0.2602	5.96	6574	55.7213%	Fecal		CFU/100 mL	200	283.2	86400	-	29,162.7
5439000	10/21/2014	22.9	22.9	0.2602	5.96	6574	55.7213%	Fecal		CFU/100 mL	200	283.2	86400	-	29,162.7
5439000	12/7/2001	22.8	22.8	0.2602	5.93	6577	55.7467%	Fecal		CFU/100 mL	200	283.2	86400	-	29,035.4
5439000	7/5/2006	22.8	22.8	0.2602	5.93	6577	55.7467%	Fecal		CFU/100 mL	200	283.2	86400	-	29,035.4
5439000	8/21/2011	22.8	22.8	0.2602	5.93	6577	55.7467%	Fecal		CFU/100 mL	200	283.2	86400	-	29,035.4
5439000	5/5/2014	22.8	22.8	0.2602	5.93	6577	55.7467%	Fecal		CFU/100 mL	200	283.2	86400	-	29,035.4
5439000	9/22/2016	22.8	22.8	0.2602	5.93	6577	55.7467%	Fecal		CFU/100 mL	200	283.2	86400	-	29,035.4
5439000	12/27/2001	22.7	22.7	0.2602	5.91	6582	55.7891%	Fecal		CFU/100 mL	200	283.2	86400	-	28,908.0
5439000	11/1/2004	22.7	22.7	0.2602	5.91	6582	55.7891%	Fecal		CFU/100 mL	200	283.2	86400	-	28,908.0
5439000	9/20/2007	22.6	22.6	0.2602	5.88	6584	55.8061%	Fecal		CFU/100 mL	200	283.2	86400	-	28,780.7
5439000	8/8/2014	22.6	22.6	0.2602	5.88	6584	55.8061%	Fecal		CFU/100 mL	200	283.2	86400	-	28,780.7
5439000	8/11/2014	22.6	22.6	0.2602	5.88	6584	55.8061%	Fecal		CFU/100 mL	200	283.2	86400	-	28,780.7
5439000	12/3/2014	22.6	22.6	0.2602	5.88	6584	55.8061%	Fecal		CFU/100 mL	200	283.2	86400	-	28,780.7
5439000	7/21/2016	22.6	22.6	0.2602	5.88	6584	55.8061%	Fecal		CFU/100 mL	200	283.2	86400	-	28,780.7
5439000	4/8/2018	22.6	22.6	0.2602	5.88	6584	55.8061%	Fecal		CFU/100 mL	200	283.2	86400	-	28,780.7
5439000	10/20/2018	22.6	22.6	0.2602	5.88	6584	55.8061%	Fecal		CFU/100 mL	200	283.2	86400	-	28,780.7
5439000	7/4/2020	22.6	22.6	0.2602	5.88	6584	55.8061%	Fecal		CFU/100 mL	200	283.2	86400	-	28,780.7
5439000	11/29/2020	22.6	22.6	0.2602	5.88	6584	55.8061%	Fecal		CFU/100 mL	200	283.2	86400	-	28,780.7
5439000	12/4/2008	22.5	22.5	0.2602	5.86	6593	55.8824%	Fecal		CFU/100 mL	200	283.2	86400	-	28,653.3
5439000	5/30/2014	22.5	22.5	0.2602	5.86	6593	55.8824%	Fecal		CFU/100 mL	200	283.2	86400	-	28,653.3
5439000	7/25/2014	22.5	22.5	0.2602	5.86	6593	55.8824%	Fecal		CFU/100 mL	200	283.2	86400	-	28,653.3
5439000	3/5/2016	22.5	22.5	0.2602	5.86	6593	55.8824%	Fecal		CFU/100 mL	200	283.2	86400	-	28,653.3
5439000	7/5/2016	22.5	22.5	0.2602	5.86	6593	55.8824%	Fecal		CFU/100 mL	200	283.2	86400	-	28,653.3
5439000	11/2/2001	22.4	22.4	0.2602	5.83	6598	55.9247%	Fecal		CFU/100 mL	200	283.2	86400	-	28,526.0
5439000	12/28/2001	22.4	22.4	0.2602	5.83	6598	55.9247%	Fecal		CFU/100 mL	200	283.2	86400	-	28,526.0
5439000	6/12/2003	22.4	22.4	0.2602	5.83	6598	55.9247%	Fecal		CFU/100 mL	200	283.2	86400	-	28,526.0
5439000	12/6/2004	22.4	22.4	0.2602	5.83	6598	55.9247%	Fecal		CFU/100 mL	200	283.2	86400	-	28,526.0
5439000	6/24/2006	22.4	22.4	0.2602	5.83	6598	55.9247%	Fecal		CFU/100 mL	200	283.2	86400	-	28,526.0
5439000	8/25/2011	22.4	22.4	0.2602	5.83	6598	55.9247%	Fecal		CFU/100 mL	200	283.2	86400	-	28,526.0
5439000	5/6/2014	22.4	22.4	0.2602	5.83	6598	55.9247%	Fecal		CFU/100 mL	200	283.2	86400	-	28,526.0
5439000	7/12/2016	22.4	22.4	0.2602	5.83	6598	55.9247%	Fecal		CFU/100 mL	200	283.2	86400	-	28,526.0
5439000	12/27/2019	22.4	22.4	0.2602	5.83	6598	55.9247%	Fecal		CFU/100 mL	200	283.2	86400	-	28,526.0
5439000	7/31/2015	22.3	22.3	0.2602	5.80	6608	56.0095%	Fecal		CFU/100 mL	200	283.2	86400	-	28,398.6
5439000	7/29/2021	22.3	22.3	0.2602	5.80	6608	56.0095%	Fecal		CFU/100 mL	200	283.2	86400	-	28,398.6
5439000	12/26/2001	22.2	22.2	0.2602	5.78	6610	56.0264%	Fecal		CFU/100 mL	200	283.2	86400	-	28,271.3
5439000	6/11/2012	22.2	22.2	0.2602	5.78	6610	56.0264%	Fecal		CFU/100 mL	200	283.2	86400	-	28,271.3
5439000	10/13/2014	22.2	22.2	0.2602	5.78	6610	56.0264%	Fecal		CFU/100 mL	200	283.2	86400	-	28,271.3
5439000	12/16/2003	22.1	22.1	0.2602	5.75	6613	56.0519%	Fecal		CFU/100 mL	200	283.2	86400	-	28,143.9
5439000	2/20/2004	22.1	22.1	0.2602	5.75	6613	56.0519%	Fecal		CFU/100 mL	200	283.2	86400	-	28,143.9
5439000	7/2/2017	22.1	22.1	0.2602	5.75	6613	56.0519%	Fecal		CFU/100 mL	200	283.2	86400	-	28,143.9
5439000	1/8/1990	22	22	0.2602	5.73	6616	56.0773%	Fecal		CFU/100 mL	200	283.2	86400	-	28,016.6
5439000	1/12/1990	22	22	0.2602	5.73	6616	56.0773%	Fecal		CFU/100 mL	200	283.2	86400	-	28,016.6
5439000	8/1/1990	22	22	0.2602	5.73	6616	56.0773%	Fecal		CFU/100 mL	200	283.2	86400	-	28,016.6
5439000	8/10/1990	22	22	0.2602	5.73	6616	56.0773%	Fecal		CFU/100 mL	200	283.2	86400	-	28,016.6
5439000	9/7/1990	22	22	0.2602	5.73	6616	56.0773%	Fecal		CFU/100 mL	200	283.2	86400	-	28,016.6
5439000	10/23/1990	22	22	0.2602	5.73	6616	56.0773%	Fecal		CFU/100 mL	200	283.2	86400	-	28,016.6
5439000	1/31/1991	22	22	0.2602	5.73	6616	56.0773%	Fecal		CFU/100 mL	200	283.2	86400	-	28,016.6
5439000	6/25/1991	22	22	0.2602	5.73	6616	56.0773%	Fecal		CFU/100 mL	200	283.2	86400	-	28,016.6
5439000	9/13/1991	22	22	0.2602	5.73	6616	56.0773%	Fecal		CFU/100 mL	200	283.2	86400	-	28,016.6
5439000	11/17/1991	22	22	0.2602	5.73	6616	56.0773%	Fecal		CFU/100 mL	200	283.2	86400	-	28,016.6
5439000	5/24/1992	22	22	0.2602	5.73	6616	56.0773%	Fecal		CFU/100 mL	200	283.2	86400	-	28,016.6

Gage ID	Date	Discharge (CFS)	Gage Discharge (less Surrogate NPDES) (CFS)	Watershed Area Ratio	Calculated flow (CFS)	Rank	Flow Exceedance %	Parameter	Results	Units (mg or micro_gram	Limit/Standard	100mL/CF	sec/day	Actual Load (million colonies/day)	Allowable Load (million colonies/day)
5439000	7/20/1992	22	22	0.2602	5.73	6616	56.0773%	Fecal		CFU/100 mL	200	283.2	86400	-	28,016.6
5439000	9/30/1992	22	22	0.2602	5.73	6616	56.0773%	Fecal		CFU/100 mL	200	283.2	86400	-	28,016.6
5439000	8/13/1993	22	22	0.2602	5.73	6616	56.0773%	Fecal		CFU/100 mL	200	283.2	86400	-	28,016.6
5439000	1/7/1994	22	22	0.2602	5.73	6616	56.0773%	Fecal		CFU/100 mL	200	283.2	86400	-	28,016.6
5439000	1/11/1994	22	22	0.2602	5.73	6616	56.0773%	Fecal		CFU/100 mL	200	283.2	86400	-	28,016.6
5439000	11/7/1995	22	22	0.2602	5.73	6616	56.0773%	Fecal		CFU/100 mL	200	283.2	86400	-	28,016.6
5439000	12/6/1995	22	22	0.2602	5.73	6616	56.0773%	Fecal		CFU/100 mL	200	283.2	86400	-	28,016.6
5439000	12/12/1995	22	22	0.2602	5.73	6616	56.0773%	Fecal		CFU/100 mL	200	283.2	86400	-	28,016.6
5439000	3/27/1996	22	22	0.2602	5.73	6616	56.0773%	Fecal		CFU/100 mL	200	283.2	86400	-	28,016.6
5439000	8/31/1996	22	22	0.2602	5.73	6616	56.0773%	Fecal		CFU/100 mL	200	283.2	86400	-	28,016.6
5439000	12/19/1996	22	22	0.2602	5.73	6616	56.0773%	Fecal		CFU/100 mL	200	283.2	86400	-	28,016.6
5439000	1/2/1997	22	22	0.2602	5.73	6616	56.0773%	Fecal		CFU/100 mL	200	283.2	86400	-	28,016.6
5439000	2/9/1997	22	22	0.2602	5.73	6616	56.0773%	Fecal		CFU/100 mL	200	283.2	86400	-	28,016.6
5439000	6/22/1997	22	22	0.2602	5.73	6616	56.0773%	Fecal		CFU/100 mL	200	283.2	86400	-	28,016.6
5439000	1/23/1998	22	22	0.2602	5.73	6616	56.0773%	Fecal		CFU/100 mL	200	283.2	86400	-	28,016.6
5439000	7/17/1998	22	22	0.2602	5.73	6616	56.0773%	Fecal		CFU/100 mL	200	283.2	86400	-	28,016.6
5439000	8/5/1998	22	22	0.2602	5.73	6616	56.0773%	Fecal		CFU/100 mL	200	283.2	86400	-	28,016.6
5439000	12/5/1998	22	22	0.2602	5.73	6616	56.0773%	Fecal		CFU/100 mL	200	283.2	86400	-	28,016.6
5439000	7/7/1999	22	22	0.2602	5.73	6616	56.0773%	Fecal		CFU/100 mL	200	283.2	86400	-	28,016.6
5439000	3/22/2000	22	22	0.2602	5.73	6616	56.0773%	Fecal		CFU/100 mL	200	283.2	86400	-	28,016.6
5439000	3/28/2000	22	22	0.2602	5.73	6616	56.0773%	Fecal		CFU/100 mL	200	283.2	86400	-	28,016.6
5439000	4/10/2000	22	22	0.2602	5.73	6616	56.0773%	Fecal		CFU/100 mL	200	283.2	86400	-	28,016.6
5439000	9/23/2000	22	22	0.2602	5.73	6616	56.0773%	Fecal		CFU/100 mL	200	283.2	86400	-	28,016.6
5439000	11/26/2000	22	22	0.2602	5.73	6616	56.0773%	Fecal		CFU/100 mL	200	283.2	86400	-	28,016.6
5439000	6/29/2001	22	22	0.2602	5.73	6616	56.0773%	Fecal		CFU/100 mL	200	283.2	86400	-	28,016.6
5439000	12/8/2001	22	22	0.2602	5.73	6616	56.0773%	Fecal		CFU/100 mL	200	283.2	86400	-	28,016.6
5439000	7/21/2004	22	22	0.2602	5.73	6616	56.0773%	Fecal		CFU/100 mL	200	283.2	86400	-	28,016.6
5439000	1/23/2005	22	22	0.2602	5.73	6616	56.0773%	Fecal		CFU/100 mL	200	283.2	86400	-	28,016.6
5439000	6/7/2006	22	22	0.2602	5.73	6616	56.0773%	Fecal		CFU/100 mL	200	283.2	86400	-	28,016.6
5439000	11/29/2006	22	22	0.2602	5.73	6616	56.0773%	Fecal		CFU/100 mL	200	283.2	86400	-	28,016.6
5439000	2/28/2008	22	22	0.2602	5.73	6616	56.0773%	Fecal		CFU/100 mL	200	283.2	86400	-	28,016.6
5439000	9/2/2009	22	22	0.2602	5.73	6616	56.0773%	Fecal		CFU/100 mL	200	283.2	86400	-	28,016.6
5439000	11/14/2016	22	22	0.2602	5.73	6616	56.0773%	Fecal		CFU/100 mL	200	283.2	86400	-	28,016.6
5439000	7/21/2018	22	22	0.2602	5.73	6616	56.0773%	Fecal		CFU/100 mL	200	283.2	86400	-	28,016.6
5439000	3/12/2006	21.9	21.9	0.2602	5.70	6661	56.4587%	Fecal		CFU/100 mL	200	283.2	86400	-	27,889.2
5439000	9/21/2007	21.9	21.9	0.2602	5.70	6661	56.4587%	Fecal		CFU/100 mL	200	283.2	86400	-	27,889.2
5439000	4/12/2018	21.9	21.9	0.2602	5.70	6661	56.4587%	Fecal		CFU/100 mL	200	283.2	86400	-	27,889.2
5439000	11/23/1993	21.8	21.8	0.2602	5.67	6664	56.4841%	Fecal		CFU/100 mL	200	283.2	86400	-	27,761.9
5439000	4/27/2005	21.8	21.8	0.2602	5.67	6664	56.4841%	Fecal		CFU/100 mL	200	283.2	86400	-	27,761.9
5439000	12/11/2006	21.8	21.8	0.2602	5.67	6664	56.4841%	Fecal		CFU/100 mL	200	283.2	86400	-	27,761.9
5439000	6/30/2008	21.8	21.8	0.2602	5.67	6664	56.4841%	Fecal		CFU/100 mL	200	283.2	86400	-	27,761.9
5439000	7/6/2007	21.7	21.7	0.2602	5.65	6668	56.5181%	Fecal		CFU/100 mL	200	283.2	86400	-	27,634.5
5439000	7/8/2008	21.6	21.6	0.2602	5.62	6669	56.5265%	Fecal		CFU/100 mL	200	283.2	86400	-	27,507.2
5439000	7/30/2008	21.6	21.6	0.2602	5.62	6669	56.5265%	Fecal		CFU/100 mL	200	283.2	86400	-	27,507.2
5439000	7/16/2010	21.6	21.6	0.2602	5.62	6669	56.5265%	Fecal		CFU/100 mL	200	283.2	86400	-	27,507.2
5439000	7/10/2011	21.6	21.6	0.2602	5.62	6669	56.5265%	Fecal		CFU/100 mL	200	283.2	86400	-	27,507.2
5439000	8/30/2015	21.6	21.6	0.2602	5.62	6669	56.5265%	Fecal		CFU/100 mL	200	283.2	86400	-	27,507.2
5439000	7/19/2017	21.6	21.6	0.2602	5.62	6669	56.5265%	Fecal		CFU/100 mL	200	283.2	86400	-	27,507.2
5439000	7/18/2018	21.6	21.6	0.2602	5.62	6669	56.5265%	Fecal		CFU/100 mL	200	283.2	86400	-	27,507.2
5439000	10/18/2018	21.6	21.6	0.2602	5.62	6669	56.5265%	Fecal		CFU/100 mL	200	283.2	86400	-	27,507.2
5439000	4/11/2005	21.5	21.5	0.2602	5.59	6677	56.5943%	Fecal		CFU/100 mL	200	283.2	86400	-	27,379.8
5439000	4/21/2005	21.5	21.5	0.2602	5.59	6677	56.5943%	Fecal		CFU/100 mL	200	283.2	86400	-	27,379.8
5439000	10/19/2012	21.5	21.5	0.2602	5.59	6677	56.5943%	Fecal		CFU/100 mL	200	283.2	86400	-	27,379.8
5439000	3/4/2016	21.5	21.5	0.2602	5.59	6677	56.5943%	Fecal		CFU/100 mL	200	283.2	86400	-	27,379.8
5439000	5/5/2021	21.5	21.5	0.2602	5.59	6677	56.5943%	Fecal		CFU/100 mL	200	283.2	86400	-	27,379.8
5439000	4/20/1994	21.4	21.4	0.2602	5.57	6682	56.6367%	Fecal		CFU/100 mL	200	283.2	86400	-	27,252.5
5439000	6/13/2003	21.4	21.4	0.2602	5.57	6682	56.6367%	Fecal		CFU/100 mL	200	283.2	86400	-	27,252.5
5439000	12/10/2006	21.4	21.4	0.2602	5.57	6682	56.6367%	Fecal		CFU/100 mL	200	283.2	86400	-	27,252.5
5439000	11/3/2015	21.4	21.4	0.2602	5.57	6682	56.6367%	Fecal		CFU/100 mL	200	283.2	86400	-	27,252.5
5439000	3/17/2022	39.9	39.9	0.1459	5.82	6607	56.0010%	Fecal		CFU/100 mL	200	283.2	86400	-	28,494.8
5439000	7/14/2003	21.3	21.3	0.2602	5.54	6686	56.6706%	Fecal		CFU/100 mL	200	283.2	86400	-	27,125.2
5439000	7/12/2004	21.3	21.3	0.2602	5.54	6686	56.6706%	Fecal		CFU/100 mL	200	283.2	86400	-	27,125.2
5439000	12/9/2006	21.3	21.3	0.2602	5.54	6686	56.6706%	Fecal		CFU/100 mL	200	283.2	86400	-	27,125.2
5439000	9/22/2007	21.3	21.3	0.2602	5.54	6686	56.6706%	Fecal		CFU/100 mL	200	283.2	86400	-	27,125.2
5439000	2/22/2013	21.3	21.3	0.2602	5.54	6686	56.6706%	Fecal		CFU/100 mL	200	283.2	86400	-	27,125.2
5439000	11/11/2018	21.3	21.3	0.2602	5.54	6686	56.6706%	Fecal		CFU/100 mL	200	283.2	86400	-	27,125.2
5439000	7/16/2009	21.2	21.2	0.2602	5.52	6692	56.7215%	Fecal		CFU/100 mL	200	283.2	86400	-	26,997.8
5439000	7/23/2011	21.2	21.2	0.2602	5.52	6692	56.7215%	Fecal		CFU/100 mL	200	283.2	86400	-	26,997.8
5439000	4/13/2018	21.2	21.2	0.2602	5.52	6692	56.7215%	Fecal		CFU/100 mL	200	283.2	86400	-	26,997.8
5439000	4/9/2006	21.1	21.1	0.2602	5.49	6695	56.7469%	Fecal		CFU/100 mL	200	283.2	86400	-	26,870.5
5439000	7/24/2009	21.1	21.1	0.2602	5.49	6695	56.7469%	Fecal		CFU/100 mL	200	283.2	86400	-	26,870.5
5439000	6/12/2012	21.1	21.1	0.2602	5.49	6695	56.7469%	Fecal		CFU/100 mL	200	283.2	86400	-	26,870.5
5439000	8/9/2017	21.1	21.1	0.2602	5.49	6695	56.7469%	Fecal		CFU/100 mL	200	283.2	86400	-	26,870.5
5439000	8/16/2017	21.1	21.1	0.2602	5.49	6695	56.7469%	Fecal		CFU/100 mL	200	283.2	86400	-	26,870.5
5439000	2/16/2018	21.1	21.1	0.2602	5.49	6695	56.7469%	Fecal		CFU/100 mL	200	283.2	86400	-	26,870.5
5439000	9/13/2020	21.1	21.1	0.2602	5.49	6695	56.7469%	Fecal		CFU/100 mL	200	283.2	86400	-	26,870.5
5439000	9/1/1990	21	21	0.2602	5.46	6702	56.8062%	Fecal		CFU/100 mL	200	283.2	86400	-	26,743.1
5439000	10/10/1990	21	21	0.2602	5.46	6702	56.8062%	Fecal		CFU/100 mL	200	283.2	86400	-	26,743.1
5439000	10/24/1990	21	21	0.2602	5.46	6702	56.8062%	Fecal		CFU/100 mL	200	283.2	86400	-	26,743.1
5439000	6/26/1991	21	21	0.2602	5.46	6702	56.8062%	Fecal		CFU/100 mL	200	283.2	86400	-	26,743.1
5439000	7/4/1991	21	21	0.2602	5.46	6702	56.8062%	Fecal		CFU/100 mL	200	283.2	86400	-	26,743.1
5439000	5/25/1992	21	21	0.2602	5.46	6702	56.8062%	Fecal		CFU/100 mL	200	283.2	86400	-	26,743.1
5439000	5/26/1992	21	21	0.2602	5.46	6702	56.8062%	Fecal		CFU/100 mL	200	283.2	86400	-	26,743.1
5439000	9/24/1992	21	21	0.2602	5.46	6702	56.8062%	Fecal		CFU/100 mL	200	283.2	86400	-	26,743.1
5439000	8/19/1993	21	21	0.2602	5.46	6702	56.8062%	Fecal		CFU/100 mL	200	283.2	86400	-	26,743.1
5439000	9/7/1993	21	21	0.2602	5.46	6702	56.8062%	Fecal		CFU/100 mL	200	283.2	86400	-	26,743.1
5439000	1/12/1994	21	21	0.2602	5.46	6702	56.8062%	Fecal		CFU/100 mL	200	283.2	86400	-	26,743.1
5439000	1/26/1994	21	21	0.2602	5.46	6702	56.8062%	Fecal		CFU/100 mL	200	283.2	86400	-	26,743.1
5439000	2/15/1994	21	21	0.2602	5.46	6702	56.8062%	Fecal		CFU/100 mL	200	283.2	86400	-	26,743.1
5439000	6/17/1994	21	21	0.2602	5.46	6702	56.8062%	Fecal		CFU/100 mL	200	283.2	86400	-	26,743.1
5439000	12/13/1995	21	21	0.2602	5.46	6702	56.8062%	Fecal		CFU/100 mL	200	283.2	86400	-	26,743.1
5439000	1/17/1996	21	21	0.2602	5.46	6702	56.8062%	Fecal		CFU/100 mL	200	283.2	86400	-	26,743.1
5439000	4/26/1996	21	21	0.2602	5.46	6702	56.8062%	Fecal		CFU/100 mL	200	283.2	86400	-	26,743.1
5439000	7/16/1996	21	21	0.2602	5.46	6702	56.8062%	Fecal		CFU/100 mL	200	283.2	86400	-	26,743.1
5439000	12/26/1996	21	21	0.2602	5.46	6702	56.8062%	Fecal		CFU/100 mL	200	283.2	86400	-	26,743.1
5439000	12/29/1996	21	21	0.2602	5.46	6702	56.8062%	Fecal		CFU/100 mL	200	283.2	86400	-	26,743.1
5439000	1/14/1997	21	21	0.2602	5.46	6702	56.8062%	Fecal		CFU/100 mL	200	283.2	86400	-	26,743.1
5439000	1/22/1997	21	21	0.2602	5.46	6702	56.8062%	Fecal		CFU/100 mL	200	283.2	86400	-	26,743.1
5439000	1/26/1997	21	21	0.2602	5.46	6702	56.8062%	Fecal		CFU/100 mL	200	283.2	86400	-	26,743.1
5439000	2/4/1997	21	21	0.2602	5.46	6702	56.8062%	Fecal		CFU/100 mL	200	283.2	86400	-	26,743.1
5439000	2/10/1997	21	21	0.2602	5.46	6702	56.8062%	Fecal		CFU/100 mL	200	283.2	86400	-	26,743.1
5439000	2/17/1997	21	21	0.2602	5.46	6702	56.8062%	Fecal		CFU/100 mL	200	283.2	86400	-	26,743.1
5439000	6/23/1997	21	21	0.2602	5.46	6702	56.8062%	Fecal		CFU/100 mL	200	283.2	86400	-	26,743.1
5439000	7/3/1997	21	21	0.2602	5.46	6702	56.8062%	Fecal		CFU/100 mL	200	283.2	86400	-	26,743.1
5439000	1/24/1998	21	21	0.2602	5.46	6702	56.8062%	Fecal		CFU/100 mL	200	283.2	86400	-	26,743.1
5439000	1/25/1998	21	21	0.2602	5.46	6702	56.8062%	Fecal		CFU/100 mL	200	283.2	86400	-	26,743.1
5439000	7/20/1998	21	21	0.2602	5.46	6702	56.8062%	Fecal		CFU/100 mL	200	283.2	86400	-	26,743.1
5439000	7/10/1999	21	21	0.2602	5.46	6702	56.8062%	Fecal		CFU/100 mL	200	283.2	86400	-	26,743.1
5439000	2/22/2000	21	21	0.2602	5.46	6702	56.8062%	Fecal		CFU/100 mL	200	283.2	86400	-	26,743.1
5439000	3/23/2000	21	21	0.2602	5.46	6702	56.8062%	Fecal		CFU/100 mL	200	283.2	86400	-	26,743.1
5439000	3/26/2000	21	21	0.2602	5.46	6702	56.8062%	Fecal		CFU/100 mL	200	283.2	86400	-	26,743.1
5439000	4/9/2000	21	21	0.2602	5.46	6702	56.8062%	Fecal		CFU/100 mL	200	283.2	86400	-	26,743.1
5439000	8/10/2000	21	21	0.2602	5.46	6702	56.8062%	Fecal		CFU/100 mL	200	283.2	86400	-	26,743.1
5439000	10/8/2000	21	21	0.2602	5.46	6702	56.8062%	Fecal		CFU/100 mL	200	283.2	86400	-	26,743.1
5439000	11/21/2000	21	21	0.2602	5.46	6702	56.8062%	Fecal		CFU/100 mL	200	283.2	86400	-	26,743.1
5439000	11/22/2000	21	21	0.2602	5.46	6702	56.8062%	Fecal		CFU/100 mL	200	283.2	86400	-	26,743.1
5439000	7/3/2001	21	21	0.2602	5.46	6702	56.8062%	Fecal		CFU/100 mL	200	283.2	86400	-	26,743.1
5439000	11/3/2001	21	21	0.2602	5.46	6702	56.8062%	Fecal		CFU/100 mL	200	283.2	86400	-	26,743.1
5439000	1/11/2011	21	21	0.2602	5.46	6702	56.8062%	Fecal		CFU/100 mL	200	283.2	86400	-	26,743.1
5439000	4/9/2018	21	21	0.2602	5.46	6702	56.8062%	Fecal		CFU/100 mL	200	283.2	86400	-	26,743.1
5439000	8/4/2008	20.9	20.9	0.2602	5.44	6747	57.1877%	Fecal		CFU/100 mL	200	283.2	86400	-	26,615.8
5439000	12/8/2008	20.9	20.9	0.2602	5.44	6747	57.1877%	Fecal		CFU/100 mL	200	283.2	86400	-	26,615.8
5439000	5/7/2014	20.9	20.9	0.2602	5.44	6747	57.1877%	Fecal		CFU/100 mL	200	283.2	86400	-	26,615.8
5439000	3/10/2015	20.9	20.9	0.2602	5.44	6747	57.1877%	Fecal		CFU/100 mL	200	283.2	86400	-	26,615.8
5439000	8/10/2015	20.9	20.9	0.2602	5.44	6747	57.1877%	Fecal		CFU/100 mL	200	283.2	86400	-	26,615.8

Gage ID	Date	Discharge (CFS)	Gage Discharge (less Surrogate NPDES) (CFS)	Watershed Area Ratio	Calculated flow (CFS)	Rank	Flow Exceedance %	Parameter	Results	Units (mg or micro_gram	Limit/Standard	100mL/CF	sec/day	Actual Load (million colonies/day)	Allowable Load (million colonies/day)
5439000	2/3/2005	20.8	20.8	0.2602	5.41	6752	57.2300%	Fecal		CFU/100 mL	200	283.2	86400	-	26,488.4
5439000	1/23/2009	20.8	20.8	0.2602	5.41	6752	57.2300%	Fecal		CFU/100 mL	200	283.2	86400	-	26,488.4
5439000	1/27/2009	20.8	20.8	0.2602	5.41	6752	57.2300%	Fecal		CFU/100 mL	200	283.2	86400	-	26,488.4
5439000	7/17/2009	20.8	20.8	0.2602	5.41	6752	57.2300%	Fecal		CFU/100 mL	200	283.2	86400	-	26,488.4
5439000	8/3/2015	20.8	20.8	0.2602	5.41	6752	57.2300%	Fecal		CFU/100 mL	200	283.2	86400	-	26,488.4
5439000	10/5/2018	20.8	20.8	0.2602	5.41	6752	57.2300%	Fecal		CFU/100 mL	200	283.2	86400	-	26,488.4
5439000	9/7/2019	20.8	20.8	0.2602	5.41	6752	57.2300%	Fecal		CFU/100 mL	200	283.2	86400	-	26,488.4
5439000	12/17/2020	20.8	20.8	0.2602	5.41	6752	57.2300%	Fecal		CFU/100 mL	200	283.2	86400	-	26,488.4
5439000	4/24/1994	20.7	20.7	0.2602	5.39	6760	57.2978%	Fecal		CFU/100 mL	200	283.2	86400	-	26,361.1
5439000	7/13/1994	20.7	20.7	0.2602	5.39	6760	57.2978%	Fecal		CFU/100 mL	200	283.2	86400	-	26,361.1
5439000	5/22/2007	20.7	20.7	0.2602	5.39	6760	57.2978%	Fecal		CFU/100 mL	200	283.2	86400	-	26,361.1
5439000	7/19/2013	20.7	20.7	0.2602	5.39	6760	57.2978%	Fecal		CFU/100 mL	200	283.2	86400	-	26,361.1
5439000	9/4/2014	20.7	20.7	0.2602	5.39	6760	57.2978%	Fecal		CFU/100 mL	200	283.2	86400	-	26,361.1
5439000	8/2/2015	20.7	20.7	0.2602	5.39	6760	57.2978%	Fecal		CFU/100 mL	200	283.2	86400	-	26,361.1
5439000	11/12/2016	20.7	20.7	0.2602	5.39	6760	57.2978%	Fecal		CFU/100 mL	200	283.2	86400	-	26,361.1
5439000	4/25/2018	20.7	20.7	0.2602	5.39	6760	57.2978%	Fecal		CFU/100 mL	200	283.2	86400	-	26,361.1
5439000	4/29/1994	20.6	20.6	0.2602	5.36	6768	57.3657%	Fecal		CFU/100 mL	200	283.2	86400	-	26,233.7
5439000	7/29/2008	20.6	20.6	0.2602	5.36	6768	57.3657%	Fecal		CFU/100 mL	200	283.2	86400	-	26,233.7
5439000	7/26/2011	20.6	20.6	0.2602	5.36	6768	57.3657%	Fecal		CFU/100 mL	200	283.2	86400	-	26,233.7
5439000	7/3/2017	20.6	20.6	0.2602	5.36	6768	57.3657%	Fecal		CFU/100 mL	200	283.2	86400	-	26,233.7
5439000	8/28/2018	20.6	20.6	0.2602	5.36	6768	57.3657%	Fecal		CFU/100 mL	200	283.2	86400	-	26,233.7
5439000	7/18/1994	20.5	20.5	0.2602	5.33	6774	57.4165%	Fecal		CFU/100 mL	200	283.2	86400	-	26,106.4
5439000	4/27/2014	20.5	20.5	0.2602	5.33	6774	57.4165%	Fecal		CFU/100 mL	200	283.2	86400	-	26,106.4
5439000	7/26/2014	20.5	20.5	0.2602	5.33	6774	57.4165%	Fecal		CFU/100 mL	200	283.2	86400	-	26,106.4
5439000	12/16/2017	20.5	20.5	0.2602	5.33	6774	57.4165%	Fecal		CFU/100 mL	200	283.2	86400	-	26,106.4
5439000	4/23/2018	20.5	20.5	0.2602	5.33	6774	57.4165%	Fecal		CFU/100 mL	200	283.2	86400	-	26,106.4
5439000	10/19/2018	20.5	20.5	0.2602	5.33	6774	57.4165%	Fecal		CFU/100 mL	200	283.2	86400	-	26,106.4
5439000	9/12/2019	20.5	20.5	0.2602	5.33	6774	57.4165%	Fecal		CFU/100 mL	200	283.2	86400	-	26,106.4
5439000	4/28/1994	20.4	20.4	0.2602	5.31	6781	57.4758%	Fecal		CFU/100 mL	200	283.2	86400	-	25,979.0
5439000	7/1/2007	20.4	20.4	0.2602	5.31	6781	57.4758%	Fecal		CFU/100 mL	200	283.2	86400	-	25,979.0
5439000	3/6/2016	20.4	20.4	0.2602	5.31	6781	57.4758%	Fecal		CFU/100 mL	200	283.2	86400	-	25,979.0
5439000	11/15/2016	20.4	20.4	0.2602	5.31	6781	57.4758%	Fecal		CFU/100 mL	200	283.2	86400	-	25,979.0
5439000	4/21/1994	20.3	20.3	0.2602	5.28	6785	57.5097%	Fecal		CFU/100 mL	200	283.2	86400	-	25,851.7
5439000	12/12/2001	20.3	20.3	0.2602	5.28	6785	57.5097%	Fecal		CFU/100 mL	200	283.2	86400	-	25,851.7
5439000	6/19/2003	20.3	20.3	0.2602	5.28	6785	57.5097%	Fecal		CFU/100 mL	200	283.2	86400	-	25,851.7
5439000	6/5/2005	20.3	20.3	0.2602	5.28	6785	57.5097%	Fecal		CFU/100 mL	200	283.2	86400	-	25,851.7
5439000	4/29/2006	20.3	20.3	0.2602	5.28	6785	57.5097%	Fecal		CFU/100 mL	200	283.2	86400	-	25,851.7
5439000	7/14/2020	20.3	20.3	0.2602	5.28	6785	57.5097%	Fecal		CFU/100 mL	200	283.2	86400	-	25,851.7
5439000	5/24/2005	20.2	20.2	0.2602	5.26	6791	57.5606%	Fecal		CFU/100 mL	200	283.2	86400	-	25,724.3
5439000	4/28/2006	20.2	20.2	0.2602	5.26	6791	57.5606%	Fecal		CFU/100 mL	200	283.2	86400	-	25,724.3
5439000	7/5/2020	20.2	20.2	0.2602	5.26	6791	57.5606%	Fecal		CFU/100 mL	200	283.2	86400	-	25,724.3
5439000	5/2/1994	20.1	20.1	0.2602	5.23	6794	57.5860%	Fecal		CFU/100 mL	200	283.2	86400	-	25,597.0
5439000	5/15/2005	20.1	20.1	0.2602	5.23	6794	57.5860%	Fecal		CFU/100 mL	200	283.2	86400	-	25,597.0
5439000	7/25/2009	20.1	20.1	0.2602	5.23	6794	57.5860%	Fecal		CFU/100 mL	200	283.2	86400	-	25,597.0
5439000	5/6/2021	20.1	20.1	0.2602	5.23	6794	57.5860%	Fecal		CFU/100 mL	200	283.2	86400	-	25,597.0
5439000	8/2/1990	20	20	0.2602	5.20	6798	57.6199%	Fecal		CFU/100 mL	200	283.2	86400	-	25,469.6
5439000	10/12/1990	20	20	0.2602	5.20	6798	57.6199%	Fecal		CFU/100 mL	200	283.2	86400	-	25,469.6
5439000	10/15/1990	20	20	0.2602	5.20	6798	57.6199%	Fecal		CFU/100 mL	200	283.2	86400	-	25,469.6
5439000	6/27/1991	20	20	0.2602	5.20	6798	57.6199%	Fecal		CFU/100 mL	200	283.2	86400	-	25,469.6
5439000	7/1/1991	20	20	0.2602	5.20	6798	57.6199%	Fecal		CFU/100 mL	200	283.2	86400	-	25,469.6
5439000	11/27/1991	20	20	0.2602	5.20	6798	57.6199%	Fecal		CFU/100 mL	200	283.2	86400	-	25,469.6
5439000	5/27/1992	20	20	0.2602	5.20	6798	57.6199%	Fecal		CFU/100 mL	200	283.2	86400	-	25,469.6
5439000	6/17/1992	20	20	0.2602	5.20	6798	57.6199%	Fecal		CFU/100 mL	200	283.2	86400	-	25,469.6
5439000	8/26/1992	20	20	0.2602	5.20	6798	57.6199%	Fecal		CFU/100 mL	200	283.2	86400	-	25,469.6
5439000	9/18/1992	20	20	0.2602	5.20	6798	57.6199%	Fecal		CFU/100 mL	200	283.2	86400	-	25,469.6
5439000	9/20/1992	20	20	0.2602	5.20	6798	57.6199%	Fecal		CFU/100 mL	200	283.2	86400	-	25,469.6
5439000	9/25/1992	20	20	0.2602	5.20	6798	57.6199%	Fecal		CFU/100 mL	200	283.2	86400	-	25,469.6
5439000	8/14/1993	20	20	0.2602	5.20	6798	57.6199%	Fecal		CFU/100 mL	200	283.2	86400	-	25,469.6
5439000	9/11/1993	20	20	0.2602	5.20	6798	57.6199%	Fecal		CFU/100 mL	200	283.2	86400	-	25,469.6
5439000	1/8/1994	20	20	0.2602	5.20	6798	57.6199%	Fecal		CFU/100 mL	200	283.2	86400	-	25,469.6
5439000	1/9/1994	20	20	0.2602	5.20	6798	57.6199%	Fecal		CFU/100 mL	200	283.2	86400	-	25,469.6
5439000	1/10/1994	20	20	0.2602	5.20	6798	57.6199%	Fecal		CFU/100 mL	200	283.2	86400	-	25,469.6
5439000	1/13/1994	20	20	0.2602	5.20	6798	57.6199%	Fecal		CFU/100 mL	200	283.2	86400	-	25,469.6
5439000	1/21/1994	20	20	0.2602	5.20	6798	57.6199%	Fecal		CFU/100 mL	200	283.2	86400	-	25,469.6
5439000	1/27/1994	20	20	0.2602	5.20	6798	57.6199%	Fecal		CFU/100 mL	200	283.2	86400	-	25,469.6
5439000	1/31/1994	20	20	0.2602	5.20	6798	57.6199%	Fecal		CFU/100 mL	200	283.2	86400	-	25,469.6
5439000	2/1/1994	20	20	0.2602	5.20	6798	57.6199%	Fecal		CFU/100 mL	200	283.2	86400	-	25,469.6
5439000	2/2/1994	20	20	0.2602	5.20	6798	57.6199%	Fecal		CFU/100 mL	200	283.2	86400	-	25,469.6
5439000	2/3/1994	20	20	0.2602	5.20	6798	57.6199%	Fecal		CFU/100 mL	200	283.2	86400	-	25,469.6
5439000	2/4/1994	20	20	0.2602	5.20	6798	57.6199%	Fecal		CFU/100 mL	200	283.2	86400	-	25,469.6
5439000	2/14/1994	20	20	0.2602	5.20	6798	57.6199%	Fecal		CFU/100 mL	200	283.2	86400	-	25,469.6
5439000	8/18/1995	20	20	0.2602	5.20	6798	57.6199%	Fecal		CFU/100 mL	200	283.2	86400	-	25,469.6
5439000	12/14/1995	20	20	0.2602	5.20	6798	57.6199%	Fecal		CFU/100 mL	200	283.2	86400	-	25,469.6
5439000	12/15/1995	20	20	0.2602	5.20	6798	57.6199%	Fecal		CFU/100 mL	200	283.2	86400	-	25,469.6
5439000	4/24/1996	20	20	0.2602	5.20	6798	57.6199%	Fecal		CFU/100 mL	200	283.2	86400	-	25,469.6
5439000	12/27/1996	20	20	0.2602	5.20	6798	57.6199%	Fecal		CFU/100 mL	200	283.2	86400	-	25,469.6
5439000	1/12/1997	20	20	0.2602	5.20	6798	57.6199%	Fecal		CFU/100 mL	200	283.2	86400	-	25,469.6
5439000	1/13/1997	20	20	0.2602	5.20	6798	57.6199%	Fecal		CFU/100 mL	200	283.2	86400	-	25,469.6
5439000	1/21/1997	20	20	0.2602	5.20	6798	57.6199%	Fecal		CFU/100 mL	200	283.2	86400	-	25,469.6
5439000	1/27/1997	20	20	0.2602	5.20	6798	57.6199%	Fecal		CFU/100 mL	200	283.2	86400	-	25,469.6
5439000	2/11/1997	20	20	0.2602	5.20	6798	57.6199%	Fecal		CFU/100 mL	200	283.2	86400	-	25,469.6
5439000	1/26/1998	20	20	0.2602	5.20	6798	57.6199%	Fecal		CFU/100 mL	200	283.2	86400	-	25,469.6
5439000	7/18/1998	20	20	0.2602	5.20	6798	57.6199%	Fecal		CFU/100 mL	200	283.2	86400	-	25,469.6
5439000	12/24/1998	20	20	0.2602	5.20	6798	57.6199%	Fecal		CFU/100 mL	200	283.2	86400	-	25,469.6
5439000	7/8/1999	20	20	0.2602	5.20	6798	57.6199%	Fecal		CFU/100 mL	200	283.2	86400	-	25,469.6
5439000	4/18/2000	20	20	0.2602	5.20	6798	57.6199%	Fecal		CFU/100 mL	200	283.2	86400	-	25,469.6
5439000	9/24/2000	20	20	0.2602	5.20	6798	57.6199%	Fecal		CFU/100 mL	200	283.2	86400	-	25,469.6
5439000	6/30/2001	20	20	0.2602	5.20	6798	57.6199%	Fecal		CFU/100 mL	200	283.2	86400	-	25,469.6
5439000	9/20/2001	20	20	0.2602	5.20	6798	57.6199%	Fecal		CFU/100 mL	200	283.2	86400	-	25,469.6
5439000	8/4/2002	20	20	0.2602	5.20	6798	57.6199%	Fecal		CFU/100 mL	200	283.2	86400	-	25,469.6
5439000	4/10/2006	20	20	0.2602	5.20	6798	57.6199%	Fecal		CFU/100 mL	200	283.2	86400	-	25,469.6
5439000	6/16/2007	20	20	0.2602	5.20	6798	57.6199%	Fecal		CFU/100 mL	200	283.2	86400	-	25,469.6
5439000	12/15/2007	20	20	0.2602	5.20	6798	57.6199%	Fecal		CFU/100 mL	200	283.2	86400	-	25,469.6
5439000	7/27/2008	20	20	0.2602	5.20	6798	57.6199%	Fecal		CFU/100 mL	200	283.2	86400	-	25,469.6
5439000	12/5/2008	20	20	0.2602	5.20	6798	57.6199%	Fecal		CFU/100 mL	200	283.2	86400	-	25,469.6
5439000	8/17/2009	20	20	0.2602	5.20	6798	57.6199%	Fecal		CFU/100 mL	200	283.2	86400	-	25,469.6
5439000	8/20/2009	20	20	0.2602	5.20	6798	57.6199%	Fecal		CFU/100 mL	200	283.2	86400	-	25,469.6
5439000	1/8/2011	20	20	0.2602	5.20	6798	57.6199%	Fecal		CFU/100 mL	200	283.2	86400	-	25,469.6
5439000	1/9/2011	20	20	0.2602	5.20	6798	57.6199%	Fecal		CFU/100 mL	200	283.2	86400	-	25,469.6
5439000	1/18/2011	20	20	0.2602	5.20	6798	57.6199%	Fecal		CFU/100 mL	200	283.2	86400	-	25,469.6
5439000	6/13/2012	20	20	0.2602	5.20	6798	57.6199%	Fecal		CFU/100 mL	200	283.2	86400	-	25,469.6
5439000	2/2/2013	20	20	0.2602	5.20	6798	57.6199%	Fecal		CFU/100 mL	200	283.2	86400	-	25,469.6
5439000	2/17/2013	20	20	0.2602	5.20	6798	57.6199%	Fecal		CFU/100 mL	200	283.2	86400	-	25,469.6
5439000	10/29/2016	20	20	0.2602	5.20	6798	57.6199%	Fecal		CFU/100 mL	200	283.2	86400	-	25,469.6
5439000	11/13/2016	20	20	0.2602	5.20	6798	57.6199%	Fecal		CFU/100 mL	200	283.2	86400	-	25,469.6
5439000	3/5/2022	37.4	37.4	0.1459	5.46	6746	57.1792%	Fecal		CFU/100 mL	200	283.2	86400	-	26,709.4
5439000	12/9/2001	19.9	19.9	0.2602	5.18	6858	58.1285%	Fecal		CFU/100 mL	200	283.2	86400	-	25,342.3
5439000	7/3/2002	19.9	19.9	0.2602	5.18	6858	58.1285%	Fecal		CFU/100 mL	200	283.2	86400	-	25,342.3
5439000	4/26/2014	19.9	19.9	0.2602	5.18	6858	58.1285%	Fecal		CFU/100 mL	200	283.2	86400	-	25,342.3
5439000	5/7/2021	19.9	19.9	0.2602	5.18	6858	58.1285%	Fecal		CFU/100 mL	200	283.2	86400	-	25,342.3
5439000	7/25/2021	19.9	19.9	0.2602	5.18	6858	58.1285%	Fecal		CFU/100 mL	200	283.2	86400	-	25,342.3
5439000	10/24/2021	19.9	19.9	0.2602	5.18	6858	58.1285%	Fecal		CFU/100 mL	200	283.2	86400	-	25,342.3
5439000	4/27/1994	19.8	19.8	0.2602	5.15	6864	58.1794%	Fecal		CFU/100 mL	200	283.2	86400	-	25,214.9
5439000	10/14/2012	19.8	19.8	0.2602	5.15	6864	58.1794%	Fecal		CFU/100 mL	200	283.2	86400	-	25,214.9
5439000	12/13/2017	19.8	19.8	0.2602	5.15	6864	58.1794%	Fecal		CFU/100 mL	200	283.2	86400	-	25,214.9
5439000	5/7/1994	19.7	19.7	0.2602	5.13	6867	58.2048%	Fecal		CFU/100 mL	200	283.2	86400	-	25,087.6
5439000	11/4/2001	19.7	19.7	0.2602	5.13	6867	58.2048%	Fecal		CFU/100 mL	200	283.2	86400	-	25,087.6
5439000	6/14/2003	19.7	19.7	0.2602	5.13	6867	58.2048%	Fecal		CFU/100 mL	200	283.2	86400	-	25,087.6
5439000	5/8/2014	19.7	19.7	0.2602	5.13	6867	58.2048%	Fecal		CFU/100 mL	200	283.2	86400	-	25,087.6
5439000	9/10/2015	19.7	19.7	0.2602	5.13	6867	58.2048%	Fecal		CFU/100 mL	200	283.2	86400	-	25,087.6
5439000	4/22/1994	19.6	19.6	0.2602	5.10	6872	58.2472%	Fecal		CFU/100 mL	200	283.2	86400	-	24,960.2
5439000	4/12/2006	19.6	19.6	0.2602	5.10	6872	58.2472%	Fecal		CFU/100 mL	200	283.2	86400	-	24,960.2
5439000	5/10/2014	19.6	19.6	0.2602	5.10	6872	58.2472%	Fecal		CFU/100 mL	200	283.2	86400	-	24,960.2
5439000	8/12/2014	19.6	19.6	0.2602	5.10	6872	58.2472%	Fecal		CFU/100 mL	200	283.2	86400	-	24,960.2
5439000	8/1/2015	19.6	19.6	0.2602	5.10	6872	58.2472%	Fecal		CFU/100 mL	200	283.2	86400	-	24,960.2

Gage ID	Date	Discharge (CFS)	Gage Discharge (less Surrogate NPDES) (CFS)	Watershed Area Ratio	Calculated flow (CFS)	Rank	Flow Exceedance %	Parameter	Results	Units (mg or micro_gram	Limit/Standard	100mL/CF	sec/day	Actual Load (million colonies/day)	Allowable Load (million colonies/day)
5439000	7/27/2019	19.6	19.6	0.2602	5.10	6872	58.2472%	Fecal		CFU/100 mL	200	283.2	86400	-	24,960.2
5439000	3/9/2022	36.6	36.6	0.1459	5.34	6773	57.4080%	Fecal		CFU/100 mL	200	283.2	86400	-	26,138.1
5439000	7/13/2004	19.5	19.5	0.2602	5.07	6878	58.2980%	Fecal		CFU/100 mL	200	283.2	86400	-	24,832.9
5439000	4/11/2006	19.5	19.5	0.2602	5.07	6878	58.2980%	Fecal		CFU/100 mL	200	283.2	86400	-	24,832.9
5439000	12/21/2007	19.5	19.5	0.2602	5.07	6878	58.2980%	Fecal		CFU/100 mL	200	283.2	86400	-	24,832.9
5439000	7/17/2010	19.5	19.5	0.2602	5.07	6878	58.2980%	Fecal		CFU/100 mL	200	283.2	86400	-	24,832.9
5439000	11/3/2011	19.5	19.5	0.2602	5.07	6878	58.2980%	Fecal		CFU/100 mL	200	283.2	86400	-	24,832.9
5439000	4/23/1994	19.4	19.4	0.2602	5.05	6883	58.3404%	Fecal		CFU/100 mL	200	283.2	86400	-	24,705.5
5439000	12/29/2001	19.4	19.4	0.2602	5.05	6883	58.3404%	Fecal		CFU/100 mL	200	283.2	86400	-	24,705.5
5439000	6/15/2007	19.4	19.4	0.2602	5.05	6883	58.3404%	Fecal		CFU/100 mL	200	283.2	86400	-	24,705.5
5439000	9/13/2014	19.4	19.4	0.2602	5.05	6883	58.3404%	Fecal		CFU/100 mL	200	283.2	86400	-	24,705.5
5439000	11/5/2018	19.4	19.4	0.2602	5.05	6883	58.3404%	Fecal		CFU/100 mL	200	283.2	86400	-	24,705.5
5439000	7/4/2002	19.3	19.3	0.2602	5.02	6888	58.3828%	Fecal		CFU/100 mL	200	283.2	86400	-	24,578.2
5439000	6/8/2006	19.3	19.3	0.2602	5.02	6888	58.3828%	Fecal		CFU/100 mL	200	283.2	86400	-	24,578.2
5439000	6/14/2012	19.3	19.3	0.2602	5.02	6888	58.3828%	Fecal		CFU/100 mL	200	283.2	86400	-	24,578.2
5439000	3/17/2003	19.2	19.2	0.2602	5.00	6891	58.4082%	Fecal		CFU/100 mL	200	283.2	86400	-	24,450.8
5439000	11/23/2016	19.2	19.2	0.2602	5.00	6891	58.4082%	Fecal		CFU/100 mL	200	283.2	86400	-	24,450.8
5439000	7/3/2007	19.1	19.1	0.2602	4.97	6893	58.4252%	Fecal		CFU/100 mL	200	283.2	86400	-	24,323.5
5439000	1/13/1990	19	19	0.2602	4.94	6894	58.4336%	Fecal		CFU/100 mL	200	283.2	86400	-	24,196.1
5439000	10/16/1990	19	19	0.2602	4.94	6894	58.4336%	Fecal		CFU/100 mL	200	283.2	86400	-	24,196.1
5439000	3/13/1991	19	19	0.2602	4.94	6894	58.4336%	Fecal		CFU/100 mL	200	283.2	86400	-	24,196.1
5439000	3/14/1991	19	19	0.2602	4.94	6894	58.4336%	Fecal		CFU/100 mL	200	283.2	86400	-	24,196.1
5439000	6/28/1991	19	19	0.2602	4.94	6894	58.4336%	Fecal		CFU/100 mL	200	283.2	86400	-	24,196.1
5439000	10/30/1991	19	19	0.2602	4.94	6894	58.4336%	Fecal		CFU/100 mL	200	283.2	86400	-	24,196.1
5439000	6/5/1992	19	19	0.2602	4.94	6894	58.4336%	Fecal		CFU/100 mL	200	283.2	86400	-	24,196.1
5439000	7/25/1992	19	19	0.2602	4.94	6894	58.4336%	Fecal		CFU/100 mL	200	283.2	86400	-	24,196.1
5439000	10/1/1992	19	19	0.2602	4.94	6894	58.4336%	Fecal		CFU/100 mL	200	283.2	86400	-	24,196.1
5439000	8/8/1993	19	19	0.2602	4.94	6894	58.4336%	Fecal		CFU/100 mL	200	283.2	86400	-	24,196.1
5439000	8/20/1993	19	19	0.2602	4.94	6894	58.4336%	Fecal		CFU/100 mL	200	283.2	86400	-	24,196.1
5439000	9/8/1993	19	19	0.2602	4.94	6894	58.4336%	Fecal		CFU/100 mL	200	283.2	86400	-	24,196.1
5439000	1/14/1994	19	19	0.2602	4.94	6894	58.4336%	Fecal		CFU/100 mL	200	283.2	86400	-	24,196.1
5439000	1/15/1994	19	19	0.2602	4.94	6894	58.4336%	Fecal		CFU/100 mL	200	283.2	86400	-	24,196.1
5439000	1/28/1994	19	19	0.2602	4.94	6894	58.4336%	Fecal		CFU/100 mL	200	283.2	86400	-	24,196.1
5439000	1/29/1994	19	19	0.2602	4.94	6894	58.4336%	Fecal		CFU/100 mL	200	283.2	86400	-	24,196.1
5439000	1/30/1994	19	19	0.2602	4.94	6894	58.4336%	Fecal		CFU/100 mL	200	283.2	86400	-	24,196.1
5439000	2/5/1994	19	19	0.2602	4.94	6894	58.4336%	Fecal		CFU/100 mL	200	283.2	86400	-	24,196.1
5439000	2/6/1994	19	19	0.2602	4.94	6894	58.4336%	Fecal		CFU/100 mL	200	283.2	86400	-	24,196.1
5439000	8/10/1994	19	19	0.2602	4.94	6894	58.4336%	Fecal		CFU/100 mL	200	283.2	86400	-	24,196.1
5439000	7/16/1995	19	19	0.2602	4.94	6894	58.4336%	Fecal		CFU/100 mL	200	283.2	86400	-	24,196.1
5439000	3/28/1996	19	19	0.2602	4.94	6894	58.4336%	Fecal		CFU/100 mL	200	283.2	86400	-	24,196.1
5439000	9/1/1996	19	19	0.2602	4.94	6894	58.4336%	Fecal		CFU/100 mL	200	283.2	86400	-	24,196.1
5439000	1/1/1997	19	19	0.2602	4.94	6894	58.4336%	Fecal		CFU/100 mL	200	283.2	86400	-	24,196.1
5439000	1/15/1997	19	19	0.2602	4.94	6894	58.4336%	Fecal		CFU/100 mL	200	283.2	86400	-	24,196.1
5439000	1/16/1997	19	19	0.2602	4.94	6894	58.4336%	Fecal		CFU/100 mL	200	283.2	86400	-	24,196.1
5439000	1/17/1997	19	19	0.2602	4.94	6894	58.4336%	Fecal		CFU/100 mL	200	283.2	86400	-	24,196.1
5439000	1/19/1997	19	19	0.2602	4.94	6894	58.4336%	Fecal		CFU/100 mL	200	283.2	86400	-	24,196.1
5439000	1/20/1997	19	19	0.2602	4.94	6894	58.4336%	Fecal		CFU/100 mL	200	283.2	86400	-	24,196.1
5439000	2/2/1997	19	19	0.2602	4.94	6894	58.4336%	Fecal		CFU/100 mL	200	283.2	86400	-	24,196.1
5439000	2/3/1997	19	19	0.2602	4.94	6894	58.4336%	Fecal		CFU/100 mL	200	283.2	86400	-	24,196.1
5439000	2/12/1997	19	19	0.2602	4.94	6894	58.4336%	Fecal		CFU/100 mL	200	283.2	86400	-	24,196.1
5439000	2/16/1997	19	19	0.2602	4.94	6894	58.4336%	Fecal		CFU/100 mL	200	283.2	86400	-	24,196.1
5439000	6/24/1997	19	19	0.2602	4.94	6894	58.4336%	Fecal		CFU/100 mL	200	283.2	86400	-	24,196.1
5439000	1/27/1998	19	19	0.2602	4.94	6894	58.4336%	Fecal		CFU/100 mL	200	283.2	86400	-	24,196.1
5439000	1/28/1998	19	19	0.2602	4.94	6894	58.4336%	Fecal		CFU/100 mL	200	283.2	86400	-	24,196.1
5439000	1/31/1998	19	19	0.2602	4.94	6894	58.4336%	Fecal		CFU/100 mL	200	283.2	86400	-	24,196.1
5439000	7/22/1998	19	19	0.2602	4.94	6894	58.4336%	Fecal		CFU/100 mL	200	283.2	86400	-	24,196.1
5439000	7/24/1999	19	19	0.2602	4.94	6894	58.4336%	Fecal		CFU/100 mL	200	283.2	86400	-	24,196.1
5439000	10/3/1999	19	19	0.2602	4.94	6894	58.4336%	Fecal		CFU/100 mL	200	283.2	86400	-	24,196.1
5439000	10/5/1999	19	19	0.2602	4.94	6894	58.4336%	Fecal		CFU/100 mL	200	283.2	86400	-	24,196.1
5439000	4/8/2000	19	19	0.2602	4.94	6894	58.4336%	Fecal		CFU/100 mL	200	283.2	86400	-	24,196.1
5439000	4/11/2000	19	19	0.2602	4.94	6894	58.4336%	Fecal		CFU/100 mL	200	283.2	86400	-	24,196.1
5439000	4/16/2000	19	19	0.2602	4.94	6894	58.4336%	Fecal		CFU/100 mL	200	283.2	86400	-	24,196.1
5439000	7/23/2000	19	19	0.2602	4.94	6894	58.4336%	Fecal		CFU/100 mL	200	283.2	86400	-	24,196.1
5439000	11/27/2000	19	19	0.2602	4.94	6894	58.4336%	Fecal		CFU/100 mL	200	283.2	86400	-	24,196.1
5439000	12/4/2000	19	19	0.2602	4.94	6894	58.4336%	Fecal		CFU/100 mL	200	283.2	86400	-	24,196.1
5439000	12/7/2000	19	19	0.2602	4.94	6894	58.4336%	Fecal		CFU/100 mL	200	283.2	86400	-	24,196.1
5439000	12/8/2000	19	19	0.2602	4.94	6894	58.4336%	Fecal		CFU/100 mL	200	283.2	86400	-	24,196.1
5439000	7/1/2001	19	19	0.2602	4.94	6894	58.4336%	Fecal		CFU/100 mL	200	283.2	86400	-	24,196.1
5439000	10/22/2001	19	19	0.2602	4.94	6894	58.4336%	Fecal		CFU/100 mL	200	283.2	86400	-	24,196.1
5439000	12/10/2001	19	19	0.2602	4.94	6894	58.4336%	Fecal		CFU/100 mL	200	283.2	86400	-	24,196.1
5439000	10/4/2002	19	19	0.2602	4.94	6894	58.4336%	Fecal		CFU/100 mL	200	283.2	86400	-	24,196.1
5439000	1/24/2005	19	19	0.2602	4.94	6894	58.4336%	Fecal		CFU/100 mL	200	283.2	86400	-	24,196.1
5439000	1/19/2011	19	19	0.2602	4.94	6894	58.4336%	Fecal		CFU/100 mL	200	283.2	86400	-	24,196.1
5439000	2/13/2011	19	19	0.2602	4.94	6894	58.4336%	Fecal		CFU/100 mL	200	283.2	86400	-	24,196.1
5439000	7/13/2011	19	19	0.2602	4.94	6894	58.4336%	Fecal		CFU/100 mL	200	283.2	86400	-	24,196.1
5439000	6/17/2012	19	19	0.2602	4.94	6894	58.4336%	Fecal		CFU/100 mL	200	283.2	86400	-	24,196.1
5439000	8/23/2014	19	19	0.2602	4.94	6894	58.4336%	Fecal		CFU/100 mL	200	283.2	86400	-	24,196.1
5439000	12/16/2014	19	19	0.2602	4.94	6894	58.4336%	Fecal		CFU/100 mL	200	283.2	86400	-	24,196.1
5439000	5/3/1994	18.9	18.9	0.2602	4.92	6954	58.9422%	Fecal		CFU/100 mL	200	283.2	86400	-	24,068.8
5439000	6/20/2003	18.9	18.9	0.2602	4.92	6954	58.9422%	Fecal		CFU/100 mL	200	283.2	86400	-	24,068.8
5439000	7/8/2020	18.9	18.9	0.2602	4.92	6954	58.9422%	Fecal		CFU/100 mL	200	283.2	86400	-	24,068.8
5439000	5/5/1994	18.8	18.8	0.2602	4.89	6957	58.9676%	Fecal		CFU/100 mL	200	283.2	86400	-	23,941.4
5439000	6/19/1994	18.8	18.8	0.2602	4.89	6957	58.9676%	Fecal		CFU/100 mL	200	283.2	86400	-	23,941.4
5439000	11/5/2003	18.8	18.8	0.2602	4.89	6957	58.9676%	Fecal		CFU/100 mL	200	283.2	86400	-	23,941.4
5439000	6/15/2012	18.8	18.8	0.2602	4.89	6957	58.9676%	Fecal		CFU/100 mL	200	283.2	86400	-	23,941.4
5439000	2/8/2013	18.8	18.8	0.2602	4.89	6957	58.9676%	Fecal		CFU/100 mL	200	283.2	86400	-	23,941.4
5439000	4/11/2018	18.8	18.8	0.2602	4.89	6957	58.9676%	Fecal		CFU/100 mL	200	283.2	86400	-	23,941.4
5439000	6/16/2012	18.7	18.7	0.2602	4.87	6963	59.0185%	Fecal		CFU/100 mL	200	283.2	86400	-	23,814.1
5439000	8/2/2014	18.7	18.7	0.2602	4.87	6963	59.0185%	Fecal		CFU/100 mL	200	283.2	86400	-	23,814.1
5439000	7/13/2016	18.7	18.7	0.2602	4.87	6963	59.0185%	Fecal		CFU/100 mL	200	283.2	86400	-	23,814.1
5439000	11/16/2016	18.7	18.7	0.2602	4.87	6963	59.0185%	Fecal		CFU/100 mL	200	283.2	86400	-	23,814.1
5439000	10/21/2018	18.7	18.7	0.2602	4.87	6963	59.0185%	Fecal		CFU/100 mL	200	283.2	86400	-	23,814.1
5439000	5/23/2007	18.6	18.6	0.2602	4.84	6968	59.0609%	Fecal		CFU/100 mL	200	283.2	86400	-	23,686.8
5439000	8/2/2007	18.6	18.6	0.2602	4.84	6968	59.0609%	Fecal		CFU/100 mL	200	283.2	86400	-	23,686.8
5439000	6/1/2014	18.6	18.6	0.2602	4.84	6968	59.0609%	Fecal		CFU/100 mL	200	283.2	86400	-	23,686.8
5439000	7/4/2017	18.6	18.6	0.2602	4.84	6968	59.0609%	Fecal		CFU/100 mL	200	283.2	86400	-	23,686.8
5439000	8/11/2019	18.6	18.6	0.2602	4.84	6968	59.0609%	Fecal		CFU/100 mL	200	283.2	86400	-	23,686.8
5439000	5/4/1994	18.5	18.5	0.2602	4.81	6973	59.1032%	Fecal		CFU/100 mL	200	283.2	86400	-	23,559.4
5439000	11/29/2014	18.5	18.5	0.2602	4.81	6973	59.1032%	Fecal		CFU/100 mL	200	283.2	86400	-	23,559.4
5439000	2/15/2018	18.5	18.5	0.2602	4.81	6973	59.1032%	Fecal		CFU/100 mL	200	283.2	86400	-	23,559.4
5439000	7/19/2018	18.5	18.5	0.2602	4.81	6973	59.1032%	Fecal		CFU/100 mL	200	283.2	86400	-	23,559.4
5439000	11/29/2004	18.4	18.4	0.2602	4.79	6977	59.1371%	Fecal		CFU/100 mL	200	283.2	86400	-	23,432.1
5439000	7/22/2018	18.4	18.4	0.2602	4.79	6977	59.1371%	Fecal		CFU/100 mL	200	283.2	86400	-	23,432.1
5439000	11/30/2020	18.4	18.4	0.2602	4.79	6977	59.1371%	Fecal		CFU/100 mL	200	283.2	86400	-	23,432.1
5439000	5/6/1994	18.3	18.3	0.2602	4.76	6980	59.1626%	Fecal		CFU/100 mL	200	283.2	86400	-	23,304.7
5439000	7/5/2002	18.3	18.3	0.2602	4.76	6980	59.1626%	Fecal		CFU/100 mL	200	283.2	86400	-	23,304.7
5439000	6/9/2006	18.3	18.3	0.2602	4.76	6980	59.1626%	Fecal		CFU/100 mL	200	283.2	86400	-	23,304.7
5439000	7/1/2008	18.3	18.3	0.2602	4.76	6980	59.1626%	Fecal		CFU/100 mL	200	283.2	86400	-	23,304.7
5439000	7/2/2008	18.3	18.3	0.2602	4.76	6980	59.1626%	Fecal		CFU/100 mL	200	283.2	86400	-	23,304.7
5439000	8/6/2008	18.3	18.3	0.2602	4.76	6980	59.1626%	Fecal		CFU/100 mL	200	283.2	86400	-	23,304.7
5439000	7/18/2009	18.3	18.3	0.2602	4.76	6980	59.1626%	Fecal		CFU/100 mL	200	283.2	86400	-	23,304.7
5439000	5/8/1994	18.2	18.2	0.2602	4.74	6987	59.2219%	Fecal		CFU/100 mL	200	283.2	86400	-	23,177.4
5439000	3/16/2003	18.2	18.2	0.2602	4.74	6987	59.2219%	Fecal		CFU/100 mL	200	283.2	86400	-	23,177.4
5439000	12/20/2003	18.2	18.2	0.2602	4.74	6987	59.2219%	Fecal		CFU/100 mL	200	283.2	86400	-	23,177.4
5439000	11/23/2014	18.2	18.2	0.2602	4.74	6987	59.2219%	Fecal		CFU/100 mL	200	283.2	86400	-	23,177.4
5439000	7/23/2020	18.2	18.2	0.2602	4.74	6987	59.2219%	Fecal		CFU/100 mL	200	283.2	86400	-	23,177.4
5439000	12/11/2001	18.1	18.1	0.2602	4.71	6992	59.2643%	Fecal		CFU/100 mL	200	283.2	86400	-	23,050.0
5439000	8/1/2003	18.1	18.1	0.2602	4.71	6992	59.2643%	Fecal		CFU/100 mL	200	283.2	86400	-	23,050.0
5439000	11/4/2003	18.1	18.1	0.2602	4.71	6992	59.2643%	Fecal		CFU/100 mL	200	283.2	86400	-	23,050.0
5439000	7/6/2006	18.1	18.1	0.2602	4.71	6992	59.2643%	Fecal		CFU/100 mL	200	283.2	86400	-	23,050.0
5439000	2/26/2007	18.1	18.1	0.2602	4.71	6992	59.2643%	Fecal		CFU/100 mL	200	283.2	86400	-	23,050.0
5439000	2/27/2007	18.1	18.1	0.2602	4.71	6992	59.2643%	Fecal		CFU/100 mL	200	283.2	86400	-	23,050.0
5439000	7/14/2017	18.1	18.1	0.2602	4.71	6992	59.2643%	Fecal		CFU/100 mL	200	283.2	86400	-	23,050.0
5439000	8/10/2017	18.1	18.1	0.2602	4.71	6992	59.2643%	Fecal		CFU/100 mL	200	283.2	86400	-	23,050.0
5439000	9/2/1990	18	18	0.2602	4.68	7000	59.3321%	Fecal		CFU/100 mL	200	283.2	86400	-	22,922.7

Gage ID	Date	Discharge (CFS)	Gage Discharge (less Surrogate NPDES) (CFS)	Watershed Area Ratio	Calculated flow (CFS)	Rank	Flow Exceedance %	Parameter	Results	Units (mg or micro_gram	Limit/Standard	100mL/CF	sec/day	Actual Load (million colonies/day)	Allowable Load (million colonies/day)
5439000	10/14/1990	18	18	0.2602	4.68	7000	59.3321%	Fecal		CFU/100 mL	200	283.2	86400	-	22,922.7
5439000	10/25/1990	18	18	0.2602	4.68	7000	59.3321%	Fecal		CFU/100 mL	200	283.2	86400	-	22,922.7
5439000	10/27/1990	18	18	0.2602	4.68	7000	59.3321%	Fecal		CFU/100 mL	200	283.2	86400	-	22,922.7
5439000	11/4/1990	18	18	0.2602	4.68	7000	59.3321%	Fecal		CFU/100 mL	200	283.2	86400	-	22,922.7
5439000	11/3/1991	18	18	0.2602	4.68	7000	59.3321%	Fecal		CFU/100 mL	200	283.2	86400	-	22,922.7
5439000	5/28/1992	18	18	0.2602	4.68	7000	59.3321%	Fecal		CFU/100 mL	200	283.2	86400	-	22,922.7
5439000	5/29/1992	18	18	0.2602	4.68	7000	59.3321%	Fecal		CFU/100 mL	200	283.2	86400	-	22,922.7
5439000	5/30/1992	18	18	0.2602	4.68	7000	59.3321%	Fecal		CFU/100 mL	200	283.2	86400	-	22,922.7
5439000	5/31/1992	18	18	0.2602	4.68	7000	59.3321%	Fecal		CFU/100 mL	200	283.2	86400	-	22,922.7
5439000	6/3/1992	18	18	0.2602	4.68	7000	59.3321%	Fecal		CFU/100 mL	200	283.2	86400	-	22,922.7
5439000	6/4/1992	18	18	0.2602	4.68	7000	59.3321%	Fecal		CFU/100 mL	200	283.2	86400	-	22,922.7
5439000	8/2/1992	18	18	0.2602	4.68	7000	59.3321%	Fecal		CFU/100 mL	200	283.2	86400	-	22,922.7
5439000	8/21/1993	18	18	0.2602	4.68	7000	59.3321%	Fecal		CFU/100 mL	200	283.2	86400	-	22,922.7
5439000	8/22/1993	18	18	0.2602	4.68	7000	59.3321%	Fecal		CFU/100 mL	200	283.2	86400	-	22,922.7
5439000	9/9/1993	18	18	0.2602	4.68	7000	59.3321%	Fecal		CFU/100 mL	200	283.2	86400	-	22,922.7
5439000	1/16/1994	18	18	0.2602	4.68	7000	59.3321%	Fecal		CFU/100 mL	200	283.2	86400	-	22,922.7
5439000	1/17/1994	18	18	0.2602	4.68	7000	59.3321%	Fecal		CFU/100 mL	200	283.2	86400	-	22,922.7
5439000	2/7/1994	18	18	0.2602	4.68	7000	59.3321%	Fecal		CFU/100 mL	200	283.2	86400	-	22,922.7
5439000	2/8/1994	18	18	0.2602	4.68	7000	59.3321%	Fecal		CFU/100 mL	200	283.2	86400	-	22,922.7
5439000	2/9/1994	18	18	0.2602	4.68	7000	59.3321%	Fecal		CFU/100 mL	200	283.2	86400	-	22,922.7
5439000	2/10/1994	18	18	0.2602	4.68	7000	59.3321%	Fecal		CFU/100 mL	200	283.2	86400	-	22,922.7
5439000	2/11/1994	18	18	0.2602	4.68	7000	59.3321%	Fecal		CFU/100 mL	200	283.2	86400	-	22,922.7
5439000	2/12/1994	18	18	0.2602	4.68	7000	59.3321%	Fecal		CFU/100 mL	200	283.2	86400	-	22,922.7
5439000	2/13/1994	18	18	0.2602	4.68	7000	59.3321%	Fecal		CFU/100 mL	200	283.2	86400	-	22,922.7
5439000	10/8/1994	18	18	0.2602	4.68	7000	59.3321%	Fecal		CFU/100 mL	200	283.2	86400	-	22,922.7
5439000	10/9/1994	18	18	0.2602	4.68	7000	59.3321%	Fecal		CFU/100 mL	200	283.2	86400	-	22,922.7
5439000	12/16/1995	18	18	0.2602	4.68	7000	59.3321%	Fecal		CFU/100 mL	200	283.2	86400	-	22,922.7
5439000	2/15/1996	18	18	0.2602	4.68	7000	59.3321%	Fecal		CFU/100 mL	200	283.2	86400	-	22,922.7
5439000	3/2/1996	18	18	0.2602	4.68	7000	59.3321%	Fecal		CFU/100 mL	200	283.2	86400	-	22,922.7
5439000	4/27/1996	18	18	0.2602	4.68	7000	59.3321%	Fecal		CFU/100 mL	200	283.2	86400	-	22,922.7
5439000	12/30/1996	18	18	0.2602	4.68	7000	59.3321%	Fecal		CFU/100 mL	200	283.2	86400	-	22,922.7
5439000	12/31/1996	18	18	0.2602	4.68	7000	59.3321%	Fecal		CFU/100 mL	200	283.2	86400	-	22,922.7
5439000	1/18/1997	18	18	0.2602	4.68	7000	59.3321%	Fecal		CFU/100 mL	200	283.2	86400	-	22,922.7
5439000	1/28/1997	18	18	0.2602	4.68	7000	59.3321%	Fecal		CFU/100 mL	200	283.2	86400	-	22,922.7
5439000	1/29/1997	18	18	0.2602	4.68	7000	59.3321%	Fecal		CFU/100 mL	200	283.2	86400	-	22,922.7
5439000	1/31/1997	18	18	0.2602	4.68	7000	59.3321%	Fecal		CFU/100 mL	200	283.2	86400	-	22,922.7
5439000	2/1/1997	18	18	0.2602	4.68	7000	59.3321%	Fecal		CFU/100 mL	200	283.2	86400	-	22,922.7
5439000	2/13/1997	18	18	0.2602	4.68	7000	59.3321%	Fecal		CFU/100 mL	200	283.2	86400	-	22,922.7
5439000	2/15/1997	18	18	0.2602	4.68	7000	59.3321%	Fecal		CFU/100 mL	200	283.2	86400	-	22,922.7
5439000	7/4/1997	18	18	0.2602	4.68	7000	59.3321%	Fecal		CFU/100 mL	200	283.2	86400	-	22,922.7
5439000	7/8/1997	18	18	0.2602	4.68	7000	59.3321%	Fecal		CFU/100 mL	200	283.2	86400	-	22,922.7
5439000	1/29/1998	18	18	0.2602	4.68	7000	59.3321%	Fecal		CFU/100 mL	200	283.2	86400	-	22,922.7
5439000	1/30/1998	18	18	0.2602	4.68	7000	59.3321%	Fecal		CFU/100 mL	200	283.2	86400	-	22,922.7
5439000	7/21/1998	18	18	0.2602	4.68	7000	59.3321%	Fecal		CFU/100 mL	200	283.2	86400	-	22,922.7
5439000	8/7/1998	18	18	0.2602	4.68	7000	59.3321%	Fecal		CFU/100 mL	200	283.2	86400	-	22,922.7
5439000	10/5/1998	18	18	0.2602	4.68	7000	59.3321%	Fecal		CFU/100 mL	200	283.2	86400	-	22,922.7
5439000	3/29/2000	18	18	0.2602	4.68	7000	59.3321%	Fecal		CFU/100 mL	200	283.2	86400	-	22,922.7
5439000	8/3/2000	18	18	0.2602	4.68	7000	59.3321%	Fecal		CFU/100 mL	200	283.2	86400	-	22,922.7
5439000	9/11/2000	18	18	0.2602	4.68	7000	59.3321%	Fecal		CFU/100 mL	200	283.2	86400	-	22,922.7
5439000	10/9/2000	18	18	0.2602	4.68	7000	59.3321%	Fecal		CFU/100 mL	200	283.2	86400	-	22,922.7
5439000	11/8/2000	18	18	0.2602	4.68	7000	59.3321%	Fecal		CFU/100 mL	200	283.2	86400	-	22,922.7
5439000	11/23/2000	18	18	0.2602	4.68	7000	59.3321%	Fecal		CFU/100 mL	200	283.2	86400	-	22,922.7
5439000	11/25/2000	18	18	0.2602	4.68	7000	59.3321%	Fecal		CFU/100 mL	200	283.2	86400	-	22,922.7
5439000	11/29/2000	18	18	0.2602	4.68	7000	59.3321%	Fecal		CFU/100 mL	200	283.2	86400	-	22,922.7
5439000	12/1/2000	18	18	0.2602	4.68	7000	59.3321%	Fecal		CFU/100 mL	200	283.2	86400	-	22,922.7
5439000	12/2/2000	18	18	0.2602	4.68	7000	59.3321%	Fecal		CFU/100 mL	200	283.2	86400	-	22,922.7
5439000	12/5/2000	18	18	0.2602	4.68	7000	59.3321%	Fecal		CFU/100 mL	200	283.2	86400	-	22,922.7
5439000	12/6/2000	18	18	0.2602	4.68	7000	59.3321%	Fecal		CFU/100 mL	200	283.2	86400	-	22,922.7
5439000	9/24/2001	18	18	0.2602	4.68	7000	59.3321%	Fecal		CFU/100 mL	200	283.2	86400	-	22,922.7
5439000	3/15/2003	18	18	0.2602	4.68	7000	59.3321%	Fecal		CFU/100 mL	200	283.2	86400	-	22,922.7
5439000	1/30/2005	18	18	0.2602	4.68	7000	59.3321%	Fecal		CFU/100 mL	200	283.2	86400	-	22,922.7
5439000	1/15/2011	18	18	0.2602	4.68	7000	59.3321%	Fecal		CFU/100 mL	200	283.2	86400	-	22,922.7
5439000	1/20/2011	18	18	0.2602	4.68	7000	59.3321%	Fecal		CFU/100 mL	200	283.2	86400	-	22,922.7
5439000	1/30/2011	18	18	0.2602	4.68	7000	59.3321%	Fecal		CFU/100 mL	200	283.2	86400	-	22,922.7
5439000	8/6/2011	18	18	0.2602	4.68	7000	59.3321%	Fecal		CFU/100 mL	200	283.2	86400	-	22,922.7
5439000	9/30/2011	18	18	0.2602	4.68	7000	59.3321%	Fecal		CFU/100 mL	200	283.2	86400	-	22,922.7
5439000	7/27/2014	18	18	0.2602	4.68	7000	59.3321%	Fecal		CFU/100 mL	200	283.2	86400	-	22,922.7
5439000	11/12/2018	18	18	0.2602	4.68	7000	59.3321%	Fecal		CFU/100 mL	200	283.2	86400	-	22,922.7
5439000	7/9/2020	18	18	0.2602	4.68	7000	59.3321%	Fecal		CFU/100 mL	200	283.2	86400	-	22,922.7
5439000	11/5/2001	17.9	17.9	0.2602	4.66	7070	59.9254%	Fecal		CFU/100 mL	200	283.2	86400	-	22,795.3
5439000	7/6/2002	17.9	17.9	0.2602	4.66	7070	59.9254%	Fecal		CFU/100 mL	200	283.2	86400	-	22,795.3
5439000	7/20/2006	17.9	17.9	0.2602	4.66	7070	59.9254%	Fecal		CFU/100 mL	200	283.2	86400	-	22,795.3
5439000	1/30/2009	17.9	17.9	0.2602	4.66	7070	59.9254%	Fecal		CFU/100 mL	200	283.2	86400	-	22,795.3
5439000	2/1/2009	17.9	17.9	0.2602	4.66	7070	59.9254%	Fecal		CFU/100 mL	200	283.2	86400	-	22,795.3
5439000	8/9/2011	17.9	17.9	0.2602	4.66	7070	59.9254%	Fecal		CFU/100 mL	200	283.2	86400	-	22,795.3
5439000	12/4/2014	17.9	17.9	0.2602	4.66	7070	59.9254%	Fecal		CFU/100 mL	200	283.2	86400	-	22,795.3
5439000	4/10/2018	17.9	17.9	0.2602	4.66	7070	59.9254%	Fecal		CFU/100 mL	200	283.2	86400	-	22,795.3
5439000	10/24/2020	17.9	17.9	0.2602	4.66	7070	59.9254%	Fecal		CFU/100 mL	200	283.2	86400	-	22,795.3
5439000	1/12/2011	17.8	17.8	0.2602	4.63	7079	60.0017%	Fecal		CFU/100 mL	200	283.2	86400	-	22,668.0
5439000	5/31/2014	17.8	17.8	0.2602	4.63	7079	60.0017%	Fecal		CFU/100 mL	200	283.2	86400	-	22,668.0
5439000	4/27/2018	17.8	17.8	0.2602	4.63	7079	60.0017%	Fecal		CFU/100 mL	200	283.2	86400	-	22,668.0
5439000	11/17/2016	17.7	17.7	0.2602	4.61	7082	60.0271%	Fecal		CFU/100 mL	200	283.2	86400	-	22,540.6
5439000	4/26/2018	17.7	17.7	0.2602	4.61	7082	60.0271%	Fecal		CFU/100 mL	200	283.2	86400	-	22,540.6
5439000	12/13/2004	17.6	17.6	0.2602	4.58	7084	60.0441%	Fecal		CFU/100 mL	200	283.2	86400	-	22,413.3
5439000	9/23/2007	17.6	17.6	0.2602	4.58	7084	60.0441%	Fecal		CFU/100 mL	200	283.2	86400	-	22,413.3
5439000	10/2/2009	17.6	17.6	0.2602	4.58	7084	60.0441%	Fecal		CFU/100 mL	200	283.2	86400	-	22,413.3
5439000	12/17/2014	17.6	17.6	0.2602	4.58	7084	60.0441%	Fecal		CFU/100 mL	200	283.2	86400	-	22,413.3
5439000	12/17/2017	17.6	17.6	0.2602	4.58	7084	60.0441%	Fecal		CFU/100 mL	200	283.2	86400	-	22,413.3
5439000	7/7/2020	17.6	17.6	0.2602	4.58	7084	60.0441%	Fecal		CFU/100 mL	200	283.2	86400	-	22,413.3
5439000	3/14/2003	17.5	17.5	0.2602	4.55	7090	60.0949%	Fecal		CFU/100 mL	200	283.2	86400	-	22,285.9
5439000	1/2/2005	17.5	17.5	0.2602	4.55	7090	60.0949%	Fecal		CFU/100 mL	200	283.2	86400	-	22,285.9
5439000	5/25/2005	17.5	17.5	0.2602	4.55	7090	60.0949%	Fecal		CFU/100 mL	200	283.2	86400	-	22,285.9
5439000	1/30/2006	17.5	17.5	0.2602	4.55	7090	60.0949%	Fecal		CFU/100 mL	200	283.2	86400	-	22,285.9
5439000	8/5/2007	17.5	17.5	0.2602	4.55	7090	60.0949%	Fecal		CFU/100 mL	200	283.2	86400	-	22,285.9
5439000	8/16/2010	17.5	17.5	0.2602	4.55	7090	60.0949%	Fecal		CFU/100 mL	200	283.2	86400	-	22,285.9
5439000	8/27/2016	17.5	17.5	0.2602	4.55	7090	60.0949%	Fecal		CFU/100 mL	200	283.2	86400	-	22,285.9
5439000	11/16/2018	17.5	17.5	0.2602	4.55	7090	60.0949%	Fecal		CFU/100 mL	200	283.2	86400	-	22,285.9
5439000	7/6/2020	17.5	17.5	0.2602	4.55	7090	60.0949%	Fecal		CFU/100 mL	200	283.2	86400	-	22,285.9
5439000	3/18/2006	17.4	17.4	0.2602	4.53	7099	60.1712%	Fecal		CFU/100 mL	200	283.2	86400	-	22,158.6
5439000	5/24/2007	17.4	17.4	0.2602	4.53	7099	60.1712%	Fecal		CFU/100 mL	200	283.2	86400	-	22,158.6
5439000	12/20/2007	17.4	17.4	0.2602	4.53	7099	60.1712%	Fecal		CFU/100 mL	200	283.2	86400	-	22,158.6
5439000	7/20/2013	17.4	17.4	0.2602	4.53	7099	60.1712%	Fecal		CFU/100 mL	200	283.2	86400	-	22,158.6
5439000	12/30/2020	17.4	17.4	0.2602	4.53	7099	60.1712%	Fecal		CFU/100 mL	200	283.2	86400	-	22,158.6
5439000	9/24/1994	17.3	17.3	0.2602	4.50	7104	60.2136%	Fecal		CFU/100 mL	200	283.2	86400	-	22,031.2
5439000	4/28/2005	17.3	17.3	0.2602	4.50	7104	60.2136%	Fecal		CFU/100 mL	200	283.2	86400	-	22,031.2
5439000	4/15/2006	17.3	17.3	0.2602	4.50	7104	60.2136%	Fecal		CFU/100 mL	200	283.2	86400	-	22,031.2
5439000	7/30/2011	17.3	17.3	0.2602	4.50	7104	60.2136%	Fecal		CFU/100 mL	200	283.2	86400	-	22,031.2
5439000	7/31/2016	17.3	17.3	0.2602	4.50	7104	60.2136%	Fecal		CFU/100 mL	200	283.2	86400	-	22,031.2
5439000	7/14/2004	17.2	17.2	0.2602	4.48	7109	60.2560%	Fecal		CFU/100 mL	200	283.2	86400	-	21,903.9
5439000	1/31/2005	17.2	17.2	0.2602	4.48	7109	60.2560%	Fecal		CFU/100 mL	200	283.2	86400	-	21,903.9
5439000	7/2/2007	17.2	17.2	0.2602	4.48	7109	60.2560%	Fecal		CFU/100 mL	200	283.2	86400	-	21,903.9
5439000	9/3/2009	17.2	17.2	0.2602	4.48	7109	60.2560%	Fecal		CFU/100 mL	200	283.2	86400	-	21,903.9
5439000	5/12/2014	17.2	17.2	0.2602	4.48	7109	60.2560%	Fecal		CFU/100 mL	200	283.2	86400	-	21,903.9
5439000	8/5/2016	17.2	17.2	0.2602	4.48	7109	60.2560%	Fecal		CFU/100 mL	200	283.2	86400	-	21,903.9
5439000	7/7/2017	17.2	17.2	0.2602	4.48	7109	60.2560%	Fecal		CFU/100 mL	200	283.2	86400	-	21,903.9
5439000	1/29/2005	17.1	17.1	0.2602	4.45	7117	60.3238%	Fecal		CFU/100 mL	200	283.2	86400	-	21,776.5
5439000	5/16/2005	17.1	17.1	0.2602	4.45	7117	60.3238%	Fecal		CFU/100 mL	200	283.2	86400	-	21,776.5
5439000	3/10/2006	17.1	17.1	0.2602	4.45	7117	60.3238%	Fecal		CFU/100 mL	200	283.2	86400	-	21,776.5
5439000	8/7/2009	17.1	17.1	0.2602	4.45	7117	60.3238%	Fecal		CFU/100 mL	200	283.2	86400	-	21,776.5
5439000	6/18/2012	17.1	17.1	0.2602	4.45	7117	60.3238%	Fecal		CFU/100 mL	200	283.2	86400	-	21,776.5
5439000	10/22/2014	17.1	17.1	0.2602	4.45	7117	60.3238%	Fecal		CFU/100 mL	200	283.2	86400	-	21,776.5
5439000	12/14/2017	17.1	17.1	0.2602	4.45	7117	60.3238%	Fecal		CFU/100 mL	200	283.2	86400	-	21,776.5
5439000	10/26/1990	17	17	0.2602	4.42	7124	60.3831%	Fecal		CFU/100 mL	200	283.2	86400	-	21,649.2
5439000	6/29/1991	17	17	0.2602	4.42	7124	60.3831%	Fecal		CFU/100 mL	200	283.2	86400	-	21,649.2
5439000	7/5/1991	17	17	0.2602	4.42	7124	60.3831%	Fecal		CFU/100 mL	200	283.2	86400	-	21,649.2

Gage ID	Date	Discharge (CFS)	Gage Discharge (less Surrogate NPDES) (CFS)	Watershed Area Ratio	Calculated flow (CFS)	Rank	Flow Exceedance %	Parameter	Results	Units (mg or micro_gram	Limit/Standard	100mL/CF	sec/day	Actual Load (million colonies/day)	Allowable Load (million colonies/day)
5439000	9/4/1991	17	17	0.2602	4.42	7124	60.3831%	Fecal		CFU/100 mL	200	283.2	86400	-	21,649.2
5439000	6/1/1992	17	17	0.2602	4.42	7124	60.3831%	Fecal		CFU/100 mL	200	283.2	86400	-	21,649.2
5439000	6/2/1992	17	17	0.2602	4.42	7124	60.3831%	Fecal		CFU/100 mL	200	283.2	86400	-	21,649.2
5439000	10/15/1992	17	17	0.2602	4.42	7124	60.3831%	Fecal		CFU/100 mL	200	283.2	86400	-	21,649.2
5439000	1/18/1994	17	17	0.2602	4.42	7124	60.3831%	Fecal		CFU/100 mL	200	283.2	86400	-	21,649.2
5439000	1/19/1994	17	17	0.2602	4.42	7124	60.3831%	Fecal		CFU/100 mL	200	283.2	86400	-	21,649.2
5439000	1/20/1994	17	17	0.2602	4.42	7124	60.3831%	Fecal		CFU/100 mL	200	283.2	86400	-	21,649.2
5439000	7/17/1995	17	17	0.2602	4.42	7124	60.3831%	Fecal		CFU/100 mL	200	283.2	86400	-	21,649.2
5439000	11/8/1995	17	17	0.2602	4.42	7124	60.3831%	Fecal		CFU/100 mL	200	283.2	86400	-	21,649.2
5439000	1/21/1996	17	17	0.2602	4.42	7124	60.3831%	Fecal		CFU/100 mL	200	283.2	86400	-	21,649.2
5439000	4/28/1996	17	17	0.2602	4.42	7124	60.3831%	Fecal		CFU/100 mL	200	283.2	86400	-	21,649.2
5439000	9/8/1996	17	17	0.2602	4.42	7124	60.3831%	Fecal		CFU/100 mL	200	283.2	86400	-	21,649.2
5439000	10/29/1996	17	17	0.2602	4.42	7124	60.3831%	Fecal		CFU/100 mL	200	283.2	86400	-	21,649.2
5439000	1/30/1997	17	17	0.2602	4.42	7124	60.3831%	Fecal		CFU/100 mL	200	283.2	86400	-	21,649.2
5439000	2/14/1997	17	17	0.2602	4.42	7124	60.3831%	Fecal		CFU/100 mL	200	283.2	86400	-	21,649.2
5439000	7/5/1997	17	17	0.2602	4.42	7124	60.3831%	Fecal		CFU/100 mL	200	283.2	86400	-	21,649.2
5439000	8/6/1998	17	17	0.2602	4.42	7124	60.3831%	Fecal		CFU/100 mL	200	283.2	86400	-	21,649.2
5439000	8/28/1998	17	17	0.2602	4.42	7124	60.3831%	Fecal		CFU/100 mL	200	283.2	86400	-	21,649.2
5439000	9/14/1998	17	17	0.2602	4.42	7124	60.3831%	Fecal		CFU/100 mL	200	283.2	86400	-	21,649.2
5439000	10/2/1999	17	17	0.2602	4.42	7124	60.3831%	Fecal		CFU/100 mL	200	283.2	86400	-	21,649.2
5439000	4/1/2000	17	17	0.2602	4.42	7124	60.3831%	Fecal		CFU/100 mL	200	283.2	86400	-	21,649.2
5439000	4/2/2000	17	17	0.2602	4.42	7124	60.3831%	Fecal		CFU/100 mL	200	283.2	86400	-	21,649.2
5439000	4/3/2000	17	17	0.2602	4.42	7124	60.3831%	Fecal		CFU/100 mL	200	283.2	86400	-	21,649.2
5439000	4/7/2000	17	17	0.2602	4.42	7124	60.3831%	Fecal		CFU/100 mL	200	283.2	86400	-	21,649.2
5439000	7/24/2000	17	17	0.2602	4.42	7124	60.3831%	Fecal		CFU/100 mL	200	283.2	86400	-	21,649.2
5439000	8/17/2000	17	17	0.2602	4.42	7124	60.3831%	Fecal		CFU/100 mL	200	283.2	86400	-	21,649.2
5439000	10/10/2000	17	17	0.2602	4.42	7124	60.3831%	Fecal		CFU/100 mL	200	283.2	86400	-	21,649.2
5439000	11/24/2000	17	17	0.2602	4.42	7124	60.3831%	Fecal		CFU/100 mL	200	283.2	86400	-	21,649.2
5439000	11/28/2000	17	17	0.2602	4.42	7124	60.3831%	Fecal		CFU/100 mL	200	283.2	86400	-	21,649.2
5439000	11/30/2000	17	17	0.2602	4.42	7124	60.3831%	Fecal		CFU/100 mL	200	283.2	86400	-	21,649.2
5439000	12/3/2000	17	17	0.2602	4.42	7124	60.3831%	Fecal		CFU/100 mL	200	283.2	86400	-	21,649.2
5439000	12/10/2000	17	17	0.2602	4.42	7124	60.3831%	Fecal		CFU/100 mL	200	283.2	86400	-	21,649.2
5439000	7/2/2001	17	17	0.2602	4.42	7124	60.3831%	Fecal		CFU/100 mL	200	283.2	86400	-	21,649.2
5439000	7/4/2001	17	17	0.2602	4.42	7124	60.3831%	Fecal		CFU/100 mL	200	283.2	86400	-	21,649.2
5439000	8/4/2004	17	17	0.2602	4.42	7124	60.3831%	Fecal		CFU/100 mL	200	283.2	86400	-	21,649.2
5439000	1/25/2005	17	17	0.2602	4.42	7124	60.3831%	Fecal		CFU/100 mL	200	283.2	86400	-	21,649.2
5439000	12/16/2007	17	17	0.2602	4.42	7124	60.3831%	Fecal		CFU/100 mL	200	283.2	86400	-	21,649.2
5439000	1/14/2011	17	17	0.2602	4.42	7124	60.3831%	Fecal		CFU/100 mL	200	283.2	86400	-	21,649.2
5439000	1/16/2011	17	17	0.2602	4.42	7124	60.3831%	Fecal		CFU/100 mL	200	283.2	86400	-	21,649.2
5439000	1/21/2011	17	17	0.2602	4.42	7124	60.3831%	Fecal		CFU/100 mL	200	283.2	86400	-	21,649.2
5439000	1/24/2011	17	17	0.2602	4.42	7124	60.3831%	Fecal		CFU/100 mL	200	283.2	86400	-	21,649.2
5439000	1/25/2011	17	17	0.2602	4.42	7124	60.3831%	Fecal		CFU/100 mL	200	283.2	86400	-	21,649.2
5439000	1/29/2011	17	17	0.2602	4.42	7124	60.3831%	Fecal		CFU/100 mL	200	283.2	86400	-	21,649.2
5439000	11/6/2001	16.9	16.9	0.2602	4.40	7170	60.7730%	Fecal		CFU/100 mL	200	283.2	86400	-	21,521.8
5439000	11/21/2007	16.9	16.9	0.2602	4.40	7170	60.7730%	Fecal		CFU/100 mL	200	283.2	86400	-	21,521.8
5439000	9/18/2015	16.9	16.9	0.2602	4.40	7170	60.7730%	Fecal		CFU/100 mL	200	283.2	86400	-	21,521.8
5439000	9/4/2016	16.9	16.9	0.2602	4.40	7170	60.7730%	Fecal		CFU/100 mL	200	283.2	86400	-	21,521.8
5439000	11/14/2018	16.9	16.9	0.2602	4.40	7170	60.7730%	Fecal		CFU/100 mL	200	283.2	86400	-	21,521.8
5439000	9/10/2020	16.9	16.9	0.2602	4.40	7170	60.7730%	Fecal		CFU/100 mL	200	283.2	86400	-	21,521.8
5439000	6/15/2003	16.8	16.8	0.2602	4.37	7176	60.8239%	Fecal		CFU/100 mL	200	283.2	86400	-	21,394.5
5439000	5/26/2005	16.8	16.8	0.2602	4.37	7176	60.8239%	Fecal		CFU/100 mL	200	283.2	86400	-	21,394.5
5439000	9/24/2007	16.8	16.8	0.2602	4.37	7176	60.8239%	Fecal		CFU/100 mL	200	283.2	86400	-	21,394.5
5439000	9/26/2007	16.8	16.8	0.2602	4.37	7176	60.8239%	Fecal		CFU/100 mL	200	283.2	86400	-	21,394.5
5439000	7/3/2008	16.8	16.8	0.2602	4.37	7176	60.8239%	Fecal		CFU/100 mL	200	283.2	86400	-	21,394.5
5439000	7/14/2011	16.8	16.8	0.2602	4.37	7176	60.8239%	Fecal		CFU/100 mL	200	283.2	86400	-	21,394.5
5439000	7/27/2011	16.8	16.8	0.2602	4.37	7176	60.8239%	Fecal		CFU/100 mL	200	283.2	86400	-	21,394.5
5439000	6/3/2014	16.8	16.8	0.2602	4.37	7176	60.8239%	Fecal		CFU/100 mL	200	283.2	86400	-	21,394.5
5439000	8/1/2014	16.8	16.8	0.2602	4.37	7176	60.8239%	Fecal		CFU/100 mL	200	283.2	86400	-	21,394.5
5439000	12/9/2014	16.8	16.8	0.2602	4.37	7176	60.8239%	Fecal		CFU/100 mL	200	283.2	86400	-	21,394.5
5439000	4/14/2006	16.7	16.7	0.2602	4.35	7186	60.9086%	Fecal		CFU/100 mL	200	283.2	86400	-	21,267.1
5439000	9/25/2007	16.7	16.7	0.2602	4.35	7186	60.9086%	Fecal		CFU/100 mL	200	283.2	86400	-	21,267.1
5439000	1/17/2011	16.7	16.7	0.2602	4.35	7186	60.9086%	Fecal		CFU/100 mL	200	283.2	86400	-	21,267.1
5439000	11/6/2015	16.7	16.7	0.2602	4.35	7186	60.9086%	Fecal		CFU/100 mL	200	283.2	86400	-	21,267.1
5439000	8/29/2016	16.7	16.7	0.2602	4.35	7186	60.9086%	Fecal		CFU/100 mL	200	283.2	86400	-	21,267.1
5439000	12/18/2017	16.7	16.7	0.2602	4.35	7186	60.9086%	Fecal		CFU/100 mL	200	283.2	86400	-	21,267.1
5439000	7/21/1994	16.6	16.6	0.2602	4.32	7192	60.9595%	Fecal		CFU/100 mL	200	283.2	86400	-	21,139.8
5439000	10/19/2007	16.6	16.6	0.2602	4.32	7192	60.9595%	Fecal		CFU/100 mL	200	283.2	86400	-	21,139.8
5439000	12/2/2007	16.6	16.6	0.2602	4.32	7192	60.9595%	Fecal		CFU/100 mL	200	283.2	86400	-	21,139.8
5439000	7/19/2009	16.6	16.6	0.2602	4.32	7192	60.9595%	Fecal		CFU/100 mL	200	283.2	86400	-	21,139.8
5439000	7/18/2010	16.6	16.6	0.2602	4.32	7192	60.9595%	Fecal		CFU/100 mL	200	283.2	86400	-	21,139.8
5439000	11/1/2013	16.6	16.6	0.2602	4.32	7192	60.9595%	Fecal		CFU/100 mL	200	283.2	86400	-	21,139.8
5439000	8/19/2015	16.6	16.6	0.2602	4.32	7192	60.9595%	Fecal		CFU/100 mL	200	283.2	86400	-	21,139.8
5439000	8/11/2017	16.6	16.6	0.2602	4.32	7192	60.9595%	Fecal		CFU/100 mL	200	283.2	86400	-	21,139.8
5439000	11/14/2001	16.5	16.5	0.2602	4.29	7200	61.0273%	Fecal		CFU/100 mL	200	283.2	86400	-	21,012.4
5439000	12/30/2001	16.5	16.5	0.2602	4.29	7200	61.0273%	Fecal		CFU/100 mL	200	283.2	86400	-	21,012.4
5439000	8/5/2002	16.5	16.5	0.2602	4.29	7200	61.0273%	Fecal		CFU/100 mL	200	283.2	86400	-	21,012.4
5439000	7/22/2003	16.5	16.5	0.2602	4.29	7200	61.0273%	Fecal		CFU/100 mL	200	283.2	86400	-	21,012.4
5439000	4/30/2005	16.5	16.5	0.2602	4.29	7200	61.0273%	Fecal		CFU/100 mL	200	283.2	86400	-	21,012.4
5439000	4/13/2006	16.5	16.5	0.2602	4.29	7200	61.0273%	Fecal		CFU/100 mL	200	283.2	86400	-	21,012.4
5439000	7/23/2009	16.5	16.5	0.2602	4.29	7200	61.0273%	Fecal		CFU/100 mL	200	283.2	86400	-	21,012.4
5439000	7/23/2010	16.5	16.5	0.2602	4.29	7200	61.0273%	Fecal		CFU/100 mL	200	283.2	86400	-	21,012.4
5439000	6/4/2014	16.5	16.5	0.2602	4.29	7200	61.0273%	Fecal		CFU/100 mL	200	283.2	86400	-	21,012.4
5439000	11/18/2016	16.5	16.5	0.2602	4.29	7200	61.0273%	Fecal		CFU/100 mL	200	283.2	86400	-	21,012.4
5439000	2/14/2018	16.5	16.5	0.2602	4.29	7200	61.0273%	Fecal		CFU/100 mL	200	283.2	86400	-	21,012.4
5439000	10/16/2001	16.4	16.4	0.2602	4.27	7211	61.1205%	Fecal		CFU/100 mL	200	283.2	86400	-	20,885.1
5439000	4/29/2005	16.4	16.4	0.2602	4.27	7211	61.1205%	Fecal		CFU/100 mL	200	283.2	86400	-	20,885.1
5439000	3/16/2022	30.6	30.6	0.1459	4.47	7116	60.3153%	Fecal		CFU/100 mL	200	283.2	86400	-	21,853.2
5439000	5/9/1994	16.3	16.3	0.2602	4.24	7213	61.1375%	Fecal		CFU/100 mL	200	283.2	86400	-	20,757.7
5439000	7/28/2008	16.3	16.3	0.2602	4.24	7213	61.1375%	Fecal		CFU/100 mL	200	283.2	86400	-	20,757.7
5439000	9/2/2010	16.3	16.3	0.2602	4.24	7213	61.1375%	Fecal		CFU/100 mL	200	283.2	86400	-	20,757.7
5439000	1/26/2011	16.3	16.3	0.2602	4.24	7213	61.1375%	Fecal		CFU/100 mL	200	283.2	86400	-	20,757.7
5439000	12/19/2017	16.3	16.3	0.2602	4.24	7213	61.1375%	Fecal		CFU/100 mL	200	283.2	86400	-	20,757.7
5439000	11/17/2018	16.3	16.3	0.2602	4.24	7213	61.1375%	Fecal		CFU/100 mL	200	283.2	86400	-	20,757.7
5439000	8/4/2015	16.2	16.2	0.2602	4.22	7219	61.1883%	Fecal		CFU/100 mL	200	283.2	86400	-	20,630.4
5439000	7/26/2021	16.2	16.2	0.2602	4.22	7219	61.1883%	Fecal		CFU/100 mL	200	283.2	86400	-	20,630.4
5439000	8/12/1994	16.1	16.1	0.2602	4.19	7221	61.2053%	Fecal		CFU/100 mL	200	283.2	86400	-	20,503.0
5439000	11/2/2004	16.1	16.1	0.2602	4.19	7221	61.2053%	Fecal		CFU/100 mL	200	283.2	86400	-	20,503.0
5439000	2/1/2005	16.1	16.1	0.2602	4.19	7221	61.2053%	Fecal		CFU/100 mL	200	283.2	86400	-	20,503.0
5439000	1/22/2011	16.1	16.1	0.2602	4.19	7221	61.2053%	Fecal		CFU/100 mL	200	283.2	86400	-	20,503.0
5439000	1/23/2011	16.1	16.1	0.2602	4.19	7221	61.2053%	Fecal		CFU/100 mL	200	283.2	86400	-	20,503.0
5439000	7/16/2011	16.1	16.1	0.2602	4.19	7221	61.2053%	Fecal		CFU/100 mL	200	283.2	86400	-	20,503.0
5439000	5/15/2014	16.1	16.1	0.2602	4.19	7221	61.2053%	Fecal		CFU/100 mL	200	283.2	86400	-	20,503.0
5439000	12/22/2017	16.1	16.1	0.2602	4.19	7221	61.2053%	Fecal		CFU/100 mL	200	283.2	86400	-	20,503.0
5439000	12/19/2020	16.1	16.1	0.2602	4.19	7221	61.2053%	Fecal		CFU/100 mL	200	283.2	86400	-	20,503.0
5439000	9/21/1990	16	16	0.2602	4.16	7230	61.2816%	Fecal		CFU/100 mL	200	283.2	86400	-	20,375.7
5439000	10/13/1990	16	16	0.2602	4.16	7230	61.2816%	Fecal		CFU/100 mL	200	283.2	86400	-	20,375.7
5439000	7/2/1991	16	16	0.2602	4.16	7230	61.2816%	Fecal		CFU/100 mL	200	283.2	86400	-	20,375.7
5439000	10/31/1991	16	16	0.2602	4.16	7230	61.2816%	Fecal		CFU/100 mL	200	283.2	86400	-	20,375.7
5439000	6/6/1992	16	16	0.2602	4.16	7230	61.2816%	Fecal		CFU/100 mL	200	283.2	86400	-	20,375.7
5439000	7/21/1992	16	16	0.2602	4.16	7230	61.2816%	Fecal		CFU/100 mL	200	283.2	86400	-	20,375.7
5439000	7/26/1992	16	16	0.2602	4.16	7230	61.2816%	Fecal		CFU/100 mL	200	283.2	86400	-	20,375.7
5439000	9/19/1992	16	16	0.2602	4.16	7230	61.2816%	Fecal		CFU/100 mL	200	283.2	86400	-	20,375.7
5439000	10/2/1992	16	16	0.2602	4.16	7230	61.2816%	Fecal		CFU/100 mL	200	283.2	86400	-	20,375.7
5439000	10/3/1992	16	16	0.2602	4.16	7230	61.2816%	Fecal		CFU/100 mL	200	283.2	86400	-	20,375.7
5439000	9/12/1993	16	16	0.2602	4.16	7230	61.2816%	Fecal		CFU/100 mL	200	283.2	86400	-	20,375.7
5439000	10/10/1994	16	16	0.2602	4.16	7230	61.2816%	Fecal		CFU/100 mL	200	283.2	86400	-	20,375.7
5439000	12/17/1995	16	16	0.2602	4.16	7230	61.2816%	Fecal		CFU/100 mL	200	283.2	86400	-	20,375.7
5439000	2/27/1996	16	16	0.2602	4.16	7230	61.2816%	Fecal		CFU/100 mL	200	283.2	86400	-	20,375.7
5439000	3/24/1996	16	16	0.2602	4.16	7230	61.2816%	Fecal		CFU/100 mL	200	283.2	86400	-	20,375.7
5439000	3/29/1996	16	16	0.2602	4.16	7230	61.2816%	Fecal		CFU/100 mL	200	283.2	86400	-	20,375.7
5439000	9/2/1996	16	16	0.2602	4.16	7230	61.2816%	Fecal		CFU/100 mL	200	283.2	86400	-	20,375.7
5439000	9/3/1996	16	16	0.2602	4.16	7230	61.2816%	Fecal		CFU/100 mL	200	283.2	86400	-	20,375.7
5439000	7/23/1998	16	16	0.2602	4.16	7230	61.2816%	Fecal		CFU/100 mL	200	283.2	86400	-	20,375.7
5439000	12/25/1998	16	16	0.2602	4.16	7230	61.2816%	Fecal		CFU/100 mL	200	283.2	86400	-	20,375.7
5439000	7/11/1999	16	16	0.2602	4.16	7230	61.2816%	Fecal		CFU/100 mL	200	283.2	86400	-	20,375.7

Gage ID	Date	Discharge (CFS)	Gage Discharge (less Surrogate NPDES) (CFS)	Watershed Area Ratio	Calculated flow (CFS)	Rank	Flow Exceedance %	Parameter	Results	Units (mg or micro_gram	Limit/Standard	100mL/CF	sec/day	Actual Load (million colonies/day)	Allowable Load (million colonies/day)
5439000	10/6/1999	16	16	0.2602	4.16	7230	61.2816%	Fecal		CFU/100 mL	200	283.2	86400	-	20,375.7
5439000	3/30/2000	16	16	0.2602	4.16	7230	61.2816%	Fecal		CFU/100 mL	200	283.2	86400	-	20,375.7
5439000	4/4/2000	16	16	0.2602	4.16	7230	61.2816%	Fecal		CFU/100 mL	200	283.2	86400	-	20,375.7
5439000	4/6/2000	16	16	0.2602	4.16	7230	61.2816%	Fecal		CFU/100 mL	200	283.2	86400	-	20,375.7
5439000	4/12/2000	16	16	0.2602	4.16	7230	61.2816%	Fecal		CFU/100 mL	200	283.2	86400	-	20,375.7
5439000	4/15/2000	16	16	0.2602	4.16	7230	61.2816%	Fecal		CFU/100 mL	200	283.2	86400	-	20,375.7
5439000	9/25/2000	16	16	0.2602	4.16	7230	61.2816%	Fecal		CFU/100 mL	200	283.2	86400	-	20,375.7
5439000	1/15/2001	16	16	0.2602	4.16	7230	61.2816%	Fecal		CFU/100 mL	200	283.2	86400	-	20,375.7
5439000	1/26/2005	16	16	0.2602	4.16	7230	61.2816%	Fecal		CFU/100 mL	200	283.2	86400	-	20,375.7
5439000	1/28/2005	16	16	0.2602	4.16	7230	61.2816%	Fecal		CFU/100 mL	200	283.2	86400	-	20,375.7
5439000	3/9/2006	16	16	0.2602	4.16	7230	61.2816%	Fecal		CFU/100 mL	200	283.2	86400	-	20,375.7
5439000	12/17/2007	16	16	0.2602	4.16	7230	61.2816%	Fecal		CFU/100 mL	200	283.2	86400	-	20,375.7
5439000	7/22/2009	16	16	0.2602	4.16	7230	61.2816%	Fecal		CFU/100 mL	200	283.2	86400	-	20,375.7
5439000	7/26/2009	16	16	0.2602	4.16	7230	61.2816%	Fecal		CFU/100 mL	200	283.2	86400	-	20,375.7
5439000	1/13/2011	16	16	0.2602	4.16	7230	61.2816%	Fecal		CFU/100 mL	200	283.2	86400	-	20,375.7
5439000	1/27/2011	16	16	0.2602	4.16	7230	61.2816%	Fecal		CFU/100 mL	200	283.2	86400	-	20,375.7
5439000	1/28/2011	16	16	0.2602	4.16	7230	61.2816%	Fecal		CFU/100 mL	200	283.2	86400	-	20,375.7
5439000	1/31/2011	16	16	0.2602	4.16	7230	61.2816%	Fecal		CFU/100 mL	200	283.2	86400	-	20,375.7
5439000	12/22/2014	16	16	0.2602	4.16	7230	61.2816%	Fecal		CFU/100 mL	200	283.2	86400	-	20,375.7
5439000	9/21/2015	16	16	0.2602	4.16	7230	61.2816%	Fecal		CFU/100 mL	200	283.2	86400	-	20,375.7
5439000	11/13/2018	16	16	0.2602	4.16	7230	61.2816%	Fecal		CFU/100 mL	200	283.2	86400	-	20,375.7
5439000	12/31/2020	16	16	0.2602	4.16	7230	61.2816%	Fecal		CFU/100 mL	200	283.2	86400	-	20,375.7
5439000	11/30/2004	15.9	15.9	0.2602	4.14	7273	61.6460%	Fecal		CFU/100 mL	200	283.2	86400	-	20,248.4
5439000	5/17/2005	15.9	15.9	0.2602	4.14	7273	61.6460%	Fecal		CFU/100 mL	200	283.2	86400	-	20,248.4
5439000	5/27/2005	15.9	15.9	0.2602	4.14	7273	61.6460%	Fecal		CFU/100 mL	200	283.2	86400	-	20,248.4
5439000	10/24/2014	15.9	15.9	0.2602	4.14	7273	61.6460%	Fecal		CFU/100 mL	200	283.2	86400	-	20,248.4
5439000	2/27/2021	15.9	15.9	0.2602	4.14	7273	61.6460%	Fecal		CFU/100 mL	200	283.2	86400	-	20,248.4
5439000	6/21/1994	15.8	15.8	0.2602	4.11	7278	61.6884%	Fecal		CFU/100 mL	200	283.2	86400	-	20,121.0
5439000	11/11/2006	15.8	15.8	0.2602	4.11	7278	61.6884%	Fecal		CFU/100 mL	200	283.2	86400	-	20,121.0
5439000	5/25/2007	15.8	15.8	0.2602	4.11	7278	61.6884%	Fecal		CFU/100 mL	200	283.2	86400	-	20,121.0
5439000	6/8/2014	15.8	15.8	0.2602	4.11	7278	61.6884%	Fecal		CFU/100 mL	200	283.2	86400	-	20,121.0
5439000	12/5/2014	15.8	15.8	0.2602	4.11	7278	61.6884%	Fecal		CFU/100 mL	200	283.2	86400	-	20,121.0
5439000	11/15/2018	15.8	15.8	0.2602	4.11	7278	61.6884%	Fecal		CFU/100 mL	200	283.2	86400	-	20,121.0
5439000	10/29/2021	15.8	15.8	0.2602	4.11	7278	61.6884%	Fecal		CFU/100 mL	200	283.2	86400	-	20,121.0
5439000	7/20/1994	15.7	15.7	0.2602	4.09	7285	61.7478%	Fecal		CFU/100 mL	200	283.2	86400	-	19,993.7
5439000	11/7/2001	15.7	15.7	0.2602	4.09	7285	61.7478%	Fecal		CFU/100 mL	200	283.2	86400	-	19,993.7
5439000	5/1/2005	15.7	15.7	0.2602	4.09	7285	61.7478%	Fecal		CFU/100 mL	200	283.2	86400	-	19,993.7
5439000	8/8/2009	15.7	15.7	0.2602	4.09	7285	61.7478%	Fecal		CFU/100 mL	200	283.2	86400	-	19,993.7
5439000	7/15/2011	15.7	15.7	0.2602	4.09	7285	61.7478%	Fecal		CFU/100 mL	200	283.2	86400	-	19,993.7
5439000	10/25/2014	15.7	15.7	0.2602	4.09	7285	61.7478%	Fecal		CFU/100 mL	200	283.2	86400	-	19,993.7
5439000	12/19/2014	15.7	15.7	0.2602	4.09	7285	61.7478%	Fecal		CFU/100 mL	200	283.2	86400	-	19,993.7
5439000	11/4/2018	15.7	15.7	0.2602	4.09	7285	61.7478%	Fecal		CFU/100 mL	200	283.2	86400	-	19,993.7
5439000	6/18/1994	15.6	15.6	0.2602	4.06	7293	61.8156%	Fecal		CFU/100 mL	200	283.2	86400	-	19,866.3
5439000	12/18/2014	15.6	15.6	0.2602	4.06	7293	61.8156%	Fecal		CFU/100 mL	200	283.2	86400	-	19,866.3
5439000	7/19/1994	15.5	15.5	0.2602	4.03	7296	61.8410%	Fecal		CFU/100 mL	200	283.2	86400	-	19,739.0
5439000	11/8/2001	15.5	15.5	0.2602	4.03	7296	61.8410%	Fecal		CFU/100 mL	200	283.2	86400	-	19,739.0
5439000	12/1/2004	15.5	15.5	0.2602	4.03	7296	61.8410%	Fecal		CFU/100 mL	200	283.2	86400	-	19,739.0
5439000	12/14/2004	15.5	15.5	0.2602	4.03	7296	61.8410%	Fecal		CFU/100 mL	200	283.2	86400	-	19,739.0
5439000	5/28/2005	15.5	15.5	0.2602	4.03	7296	61.8410%	Fecal		CFU/100 mL	200	283.2	86400	-	19,739.0
5439000	10/3/2007	15.5	15.5	0.2602	4.03	7296	61.8410%	Fecal		CFU/100 mL	200	283.2	86400	-	19,739.0
5439000	8/3/2011	15.5	15.5	0.2602	4.03	7296	61.8410%	Fecal		CFU/100 mL	200	283.2	86400	-	19,739.0
5439000	8/18/2017	15.5	15.5	0.2602	4.03	7296	61.8410%	Fecal		CFU/100 mL	200	283.2	86400	-	19,739.0
5439000	12/23/2017	15.5	15.5	0.2602	4.03	7296	61.8410%	Fecal		CFU/100 mL	200	283.2	86400	-	19,739.0
5439000	4/28/2018	15.5	15.5	0.2602	4.03	7296	61.8410%	Fecal		CFU/100 mL	200	283.2	86400	-	19,739.0
5439000	7/19/2010	15.4	15.4	0.2602	4.01	7306	61.9258%	Fecal		CFU/100 mL	200	283.2	86400	-	19,611.6
5439000	12/8/2014	15.4	15.4	0.2602	4.01	7306	61.9258%	Fecal		CFU/100 mL	200	283.2	86400	-	19,611.6
5439000	7/14/2016	15.4	15.4	0.2602	4.01	7306	61.9258%	Fecal		CFU/100 mL	200	283.2	86400	-	19,611.6
5439000	12/28/2017	15.4	15.4	0.2602	4.01	7306	61.9258%	Fecal		CFU/100 mL	200	283.2	86400	-	19,611.6
5439000	2/13/2018	15.4	15.4	0.2602	4.01	7306	61.9258%	Fecal		CFU/100 mL	200	283.2	86400	-	19,611.6
5439000	11/10/2020	15.4	15.4	0.2602	4.01	7306	61.9258%	Fecal		CFU/100 mL	200	283.2	86400	-	19,611.6
5439000	7/7/2002	15.3	15.3	0.2602	3.98	7312	61.9766%	Fecal		CFU/100 mL	200	283.2	86400	-	19,484.3
5439000	9/5/2008	15.3	15.3	0.2602	3.98	7312	61.9766%	Fecal		CFU/100 mL	200	283.2	86400	-	19,484.3
5439000	2/24/2009	15.3	15.3	0.2602	3.98	7312	61.9766%	Fecal		CFU/100 mL	200	283.2	86400	-	19,484.3
5439000	9/8/2019	15.3	15.3	0.2602	3.98	7312	61.9766%	Fecal		CFU/100 mL	200	283.2	86400	-	19,484.3
5439000	1/1/2021	15.3	15.3	0.2602	3.98	7312	61.9766%	Fecal		CFU/100 mL	200	283.2	86400	-	19,484.3
5439000	5/10/1994	15.2	15.2	0.2602	3.96	7317	62.0190%	Fecal		CFU/100 mL	200	283.2	86400	-	19,356.9
5439000	3/20/2003	15.2	15.2	0.2602	3.96	7317	62.0190%	Fecal		CFU/100 mL	200	283.2	86400	-	19,356.9
5439000	9/27/2007	15.2	15.2	0.2602	3.96	7317	62.0190%	Fecal		CFU/100 mL	200	283.2	86400	-	19,356.9
5439000	10/1/2007	15.2	15.2	0.2602	3.96	7317	62.0190%	Fecal		CFU/100 mL	200	283.2	86400	-	19,356.9
5439000	6/16/2003	15.1	15.1	0.2602	3.93	7321	62.0529%	Fecal		CFU/100 mL	200	283.2	86400	-	19,229.6
5439000	8/2/2011	15.1	15.1	0.2602	3.93	7321	62.0529%	Fecal		CFU/100 mL	200	283.2	86400	-	19,229.6
5439000	12/1/2020	15.1	15.1	0.2602	3.93	7321	62.0529%	Fecal		CFU/100 mL	200	283.2	86400	-	19,229.6
5439000	9/3/1990	15	15	0.2602	3.90	7324	62.0783%	Fecal		CFU/100 mL	200	283.2	86400	-	19,102.2
5439000	11/2/1990	15	15	0.2602	3.90	7324	62.0783%	Fecal		CFU/100 mL	200	283.2	86400	-	19,102.2
5439000	7/6/1991	15	15	0.2602	3.90	7324	62.0783%	Fecal		CFU/100 mL	200	283.2	86400	-	19,102.2
5439000	10/5/1991	15	15	0.2602	3.90	7324	62.0783%	Fecal		CFU/100 mL	200	283.2	86400	-	19,102.2
5439000	11/4/1991	15	15	0.2602	3.90	7324	62.0783%	Fecal		CFU/100 mL	200	283.2	86400	-	19,102.2
5439000	6/7/1992	15	15	0.2602	3.90	7324	62.0783%	Fecal		CFU/100 mL	200	283.2	86400	-	19,102.2
5439000	10/8/1992	15	15	0.2602	3.90	7324	62.0783%	Fecal		CFU/100 mL	200	283.2	86400	-	19,102.2
5439000	10/9/1992	15	15	0.2602	3.90	7324	62.0783%	Fecal		CFU/100 mL	200	283.2	86400	-	19,102.2
5439000	10/16/1992	15	15	0.2602	3.90	7324	62.0783%	Fecal		CFU/100 mL	200	283.2	86400	-	19,102.2
5439000	9/10/1993	15	15	0.2602	3.90	7324	62.0783%	Fecal		CFU/100 mL	200	283.2	86400	-	19,102.2
5439000	7/18/1995	15	15	0.2602	3.90	7324	62.0783%	Fecal		CFU/100 mL	200	283.2	86400	-	19,102.2
5439000	7/21/1995	15	15	0.2602	3.90	7324	62.0783%	Fecal		CFU/100 mL	200	283.2	86400	-	19,102.2
5439000	11/9/1995	15	15	0.2602	3.90	7324	62.0783%	Fecal		CFU/100 mL	200	283.2	86400	-	19,102.2
5439000	1/22/1996	15	15	0.2602	3.90	7324	62.0783%	Fecal		CFU/100 mL	200	283.2	86400	-	19,102.2
5439000	3/3/1996	15	15	0.2602	3.90	7324	62.0783%	Fecal		CFU/100 mL	200	283.2	86400	-	19,102.2
5439000	9/4/1996	15	15	0.2602	3.90	7324	62.0783%	Fecal		CFU/100 mL	200	283.2	86400	-	19,102.2
5439000	7/24/1998	15	15	0.2602	3.90	7324	62.0783%	Fecal		CFU/100 mL	200	283.2	86400	-	19,102.2
5439000	9/15/1998	15	15	0.2602	3.90	7324	62.0783%	Fecal		CFU/100 mL	200	283.2	86400	-	19,102.2
5439000	12/26/1998	15	15	0.2602	3.90	7324	62.0783%	Fecal		CFU/100 mL	200	283.2	86400	-	19,102.2
5439000	12/6/1999	15	15	0.2602	3.90	7324	62.0783%	Fecal		CFU/100 mL	200	283.2	86400	-	19,102.2
5439000	3/31/2000	15	15	0.2602	3.90	7324	62.0783%	Fecal		CFU/100 mL	200	283.2	86400	-	19,102.2
5439000	4/5/2000	15	15	0.2602	3.90	7324	62.0783%	Fecal		CFU/100 mL	200	283.2	86400	-	19,102.2
5439000	4/13/2000	15	15	0.2602	3.90	7324	62.0783%	Fecal		CFU/100 mL	200	283.2	86400	-	19,102.2
5439000	4/14/2000	15	15	0.2602	3.90	7324	62.0783%	Fecal		CFU/100 mL	200	283.2	86400	-	19,102.2
5439000	7/25/2000	15	15	0.2602	3.90	7324	62.0783%	Fecal		CFU/100 mL	200	283.2	86400	-	19,102.2
5439000	8/11/2000	15	15	0.2602	3.90	7324	62.0783%	Fecal		CFU/100 mL	200	283.2	86400	-	19,102.2
5439000	10/11/2000	15	15	0.2602	3.90	7324	62.0783%	Fecal		CFU/100 mL	200	283.2	86400	-	19,102.2
5439000	12/9/2000	15	15	0.2602	3.90	7324	62.0783%	Fecal		CFU/100 mL	200	283.2	86400	-	19,102.2
5439000	1/16/2001	15	15	0.2602	3.90	7324	62.0783%	Fecal		CFU/100 mL	200	283.2	86400	-	19,102.2
5439000	1/5/2002	15	15	0.2602	3.90	7324	62.0783%	Fecal		CFU/100 mL	200	283.2	86400	-	19,102.2
5439000	1/6/2002	15	15	0.2602	3.90	7324	62.0783%	Fecal		CFU/100 mL	200	283.2	86400	-	19,102.2
5439000	1/27/2005	15	15	0.2602	3.90	7324	62.0783%	Fecal		CFU/100 mL	200	283.2	86400	-	19,102.2
5439000	6/4/2005	15	15	0.2602	3.90	7324	62.0783%	Fecal		CFU/100 mL	200	283.2	86400	-	19,102.2
5439000	12/18/2007	15	15	0.2602	3.90	7324	62.0783%	Fecal		CFU/100 mL	200	283.2	86400	-	19,102.2
5439000	2/4/2009	15	15	0.2602	3.90	7324	62.0783%	Fecal		CFU/100 mL	200	283.2	86400	-	19,102.2
5439000	7/20/2009	15	15	0.2602	3.90	7324	62.0783%	Fecal		CFU/100 mL	200	283.2	86400	-	19,102.2
5439000	2/23/2013	15	15	0.2602	3.90	7324	62.0783%	Fecal		CFU/100 mL	200	283.2	86400	-	19,102.2
5439000	7/28/2014	15	15	0.2602	3.90	7324	62.0783%	Fecal		CFU/100 mL	200	283.2	86400	-	19,102.2
5439000	8/4/2014	15	15	0.2602	3.90	7324	62.0783%	Fecal		CFU/100 mL	200	283.2	86400	-	19,102.2
5439000	12/18/2020	15	15	0.2602	3.90	7324	62.0783%	Fecal		CFU/100 mL	200	283.2	86400	-	19,102.2
5439000	10/28/2021	15	15	0.2602	3.90	7324	62.0783%	Fecal		CFU/100 mL	200	283.2	86400	-	19,102.2
5439000	5/11/1994	14.9	14.9	0.2602	3.88	7365	62.4258%	Fecal		CFU/100 mL	200	283.2	86400	-	18,974.9
5439000	8/16/1994	14.9	14.9	0.2602	3.88	7365	62.4258%	Fecal		CFU/100 mL	200	283.2	86400	-	18,974.9
5439000	1/9/2002	14.9	14.9	0.2602	3.88	7365	62.4258%	Fecal		CFU/100 mL	200	283.2	86400	-	18,974.9
5439000	5/2/2005	14.9	14.9	0.2602	3.88	7365	62.4258%	Fecal		CFU/100 mL	200	283.2	86400	-	18,974.9
5439000	5/18/2005	14.9	14.9	0.2602	3.88	7365	62.4258%	Fecal		CFU/100 mL	200	283.2	86400	-	18,974.9
5439000	9/4/2009	14.9	14.9	0.2602	3.88	7365	62.4258%	Fecal		CFU/100 mL	200	283.2	86400	-	18,974.9
5439000	7/21/2013	14.9	14.9	0.2602	3.88	7365	62.4258%	Fecal		CFU/100 mL	200	283.2	86400	-	18,974.9
5439000	11/11/2015	14.9	14.9	0.2602	3.88	7365	62.4258%	Fecal		CFU/100 mL	200	283.2	86400	-	18,974.9
5439000	7/23/2018	14.9	14.9	0.2602	3.88	7365	62.4258%	Fecal		CFU/100 mL	200	283.2	86400	-	18,974.9
5439000	3/10/2022	27.8	27.8	0.1459	4.06	7295	61.8325%	Fecal		CFU/100 mL	200	283.2	86400	-	19,853.5
5439000	3/11/2006	14.8	14.8	0.2602	3.85	7374	62.5021%	Fecal		CFU/100 mL	200	283.2	86400	-	18,847.5
5439000	5/14/2014	14.8	14.8	0.2602	3.85	7374	62.5021%	Fecal		CFU/100 mL	200	283.2	86400	-	18,847.5

Gage ID	Date	Discharge (CFS)	Gage Discharge (less Surrogate NPDES) (CFS)	Watershed Area Ratio	Calculated flow (CFS)	Rank	Flow Exceedance %	Parameter	Results	Units (mg or micro_gram	Limit/Standard	100mL/CF	sec/day	Actual Load (million colonies/day)	Allowable Load (million colonies/day)
5439000	11/4/2015	14.8	14.8	0.2602	3.85	7374	62.5021%	Fecal		CFU/100 mL	200	283.2	86400	-	18,847.5
5439000	12/21/2017	14.8	14.8	0.2602	3.85	7374	62.5021%	Fecal		CFU/100 mL	200	283.2	86400	-	18,847.5
5439000	10/22/2018	14.8	14.8	0.2602	3.85	7374	62.5021%	Fecal		CFU/100 mL	200	283.2	86400	-	18,847.5
5439000	5/12/1994	14.7	14.7	0.2602	3.83	7379	62.5445%	Fecal		CFU/100 mL	200	283.2	86400	-	18,720.2
5439000	7/22/1994	14.7	14.7	0.2602	3.83	7379	62.5445%	Fecal		CFU/100 mL	200	283.2	86400	-	18,720.2
5439000	12/18/2003	14.7	14.7	0.2602	3.83	7379	62.5445%	Fecal		CFU/100 mL	200	283.2	86400	-	18,720.2
5439000	12/20/2014	14.7	14.7	0.2602	3.83	7379	62.5445%	Fecal		CFU/100 mL	200	283.2	86400	-	18,720.2
5439000	10/28/2015	14.7	14.7	0.2602	3.83	7379	62.5445%	Fecal		CFU/100 mL	200	283.2	86400	-	18,720.2
5439000	12/20/2020	14.7	14.7	0.2602	3.83	7379	62.5445%	Fecal		CFU/100 mL	200	283.2	86400	-	18,720.2
5439000	10/13/2021	14.7	14.7	0.2602	3.83	7379	62.5445%	Fecal		CFU/100 mL	200	283.2	86400	-	18,720.2
5439000	11/9/2001	14.6	14.6	0.2602	3.80	7386	62.6038%	Fecal		CFU/100 mL	200	283.2	86400	-	18,592.8
5439000	7/7/2003	14.6	14.6	0.2602	3.80	7386	62.6038%	Fecal		CFU/100 mL	200	283.2	86400	-	18,592.8
5439000	2/2/2005	14.6	14.6	0.2602	3.80	7386	62.6038%	Fecal		CFU/100 mL	200	283.2	86400	-	18,592.8
5439000	8/17/2010	14.6	14.6	0.2602	3.80	7386	62.6038%	Fecal		CFU/100 mL	200	283.2	86400	-	18,592.8
5439000	6/19/2012	14.6	14.6	0.2602	3.80	7386	62.6038%	Fecal		CFU/100 mL	200	283.2	86400	-	18,592.8
5439000	7/7/2012	14.6	14.6	0.2602	3.80	7386	62.6038%	Fecal		CFU/100 mL	200	283.2	86400	-	18,592.8
5439000	10/23/2014	14.6	14.6	0.2602	3.80	7386	62.6038%	Fecal		CFU/100 mL	200	283.2	86400	-	18,592.8
5439000	11/24/2016	14.6	14.6	0.2602	3.80	7386	62.6038%	Fecal		CFU/100 mL	200	283.2	86400	-	18,592.8
5439000	8/12/2017	14.6	14.6	0.2602	3.80	7386	62.6038%	Fecal		CFU/100 mL	200	283.2	86400	-	18,592.8
5439000	6/18/2003	14.5	14.5	0.2602	3.77	7395	62.6801%	Fecal		CFU/100 mL	200	283.2	86400	-	18,465.5
5439000	7/15/2004	14.5	14.5	0.2602	3.77	7395	62.6801%	Fecal		CFU/100 mL	200	283.2	86400	-	18,465.5
5439000	2/24/2007	14.5	14.5	0.2602	3.77	7395	62.6801%	Fecal		CFU/100 mL	200	283.2	86400	-	18,465.5
5439000	2/25/2007	14.5	14.5	0.2602	3.77	7395	62.6801%	Fecal		CFU/100 mL	200	283.2	86400	-	18,465.5
5439000	11/18/2013	14.5	14.5	0.2602	3.77	7395	62.6801%	Fecal		CFU/100 mL	200	283.2	86400	-	18,465.5
5439000	8/18/2016	14.5	14.5	0.2602	3.77	7395	62.6801%	Fecal		CFU/100 mL	200	283.2	86400	-	18,465.5
5439000	9/23/2016	14.5	14.5	0.2602	3.77	7395	62.6801%	Fecal		CFU/100 mL	200	283.2	86400	-	18,465.5
5439000	12/20/2017	14.5	14.5	0.2602	3.77	7395	62.6801%	Fecal		CFU/100 mL	200	283.2	86400	-	18,465.5
5439000	5/15/1994	14.4	14.4	0.2602	3.75	7403	62.7479%	Fecal		CFU/100 mL	200	283.2	86400	-	18,338.1
5439000	1/4/2002	14.4	14.4	0.2602	3.75	7403	62.7479%	Fecal		CFU/100 mL	200	283.2	86400	-	18,338.1
5439000	7/17/2011	14.4	14.4	0.2602	3.75	7403	62.7479%	Fecal		CFU/100 mL	200	283.2	86400	-	18,338.1
5439000	12/21/2012	14.4	14.4	0.2602	3.75	7403	62.7479%	Fecal		CFU/100 mL	200	283.2	86400	-	18,338.1
5439000	10/4/2014	14.4	14.4	0.2602	3.75	7403	62.7479%	Fecal		CFU/100 mL	200	283.2	86400	-	18,338.1
5439000	3/19/2006	14.3	14.3	0.2602	3.72	7408	62.7903%	Fecal		CFU/100 mL	200	283.2	86400	-	18,210.8
5439000	10/27/2006	14.3	14.3	0.2602	3.72	7408	62.7903%	Fecal		CFU/100 mL	200	283.2	86400	-	18,210.8
5439000	7/7/2007	14.3	14.3	0.2602	3.72	7408	62.7903%	Fecal		CFU/100 mL	200	283.2	86400	-	18,210.8
5439000	7/21/2009	14.3	14.3	0.2602	3.72	7408	62.7903%	Fecal		CFU/100 mL	200	283.2	86400	-	18,210.8
5439000	10/3/2009	14.3	14.3	0.2602	3.72	7408	62.7903%	Fecal		CFU/100 mL	200	283.2	86400	-	18,210.8
5439000	10/26/2014	14.3	14.3	0.2602	3.72	7408	62.7903%	Fecal		CFU/100 mL	200	283.2	86400	-	18,210.8
5439000	7/24/2020	14.3	14.3	0.2602	3.72	7408	62.7903%	Fecal		CFU/100 mL	200	283.2	86400	-	18,210.8
5439000	12/2/2020	14.3	14.3	0.2602	3.72	7408	62.7903%	Fecal		CFU/100 mL	200	283.2	86400	-	18,210.8
5439000	1/10/2002	14.2	14.2	0.2602	3.70	7416	62.8581%	Fecal		CFU/100 mL	200	283.2	86400	-	18,083.4
5439000	9/28/2007	14.2	14.2	0.2602	3.70	7416	62.8581%	Fecal		CFU/100 mL	200	283.2	86400	-	18,083.4
5439000	7/20/2010	14.2	14.2	0.2602	3.70	7416	62.8581%	Fecal		CFU/100 mL	200	283.2	86400	-	18,083.4
5439000	8/10/2011	14.2	14.2	0.2602	3.70	7416	62.8581%	Fecal		CFU/100 mL	200	283.2	86400	-	18,083.4
5439000	12/6/2014	14.2	14.2	0.2602	3.70	7416	62.8581%	Fecal		CFU/100 mL	200	283.2	86400	-	18,083.4
5439000	1/2/2021	14.2	14.2	0.2602	3.70	7416	62.8581%	Fecal		CFU/100 mL	200	283.2	86400	-	18,083.4
5439000	8/25/2002	14.1	14.1	0.2602	3.67	7422	62.9090%	Fecal		CFU/100 mL	200	283.2	86400	-	17,956.1
5439000	12/17/2003	14.1	14.1	0.2602	3.67	7422	62.9090%	Fecal		CFU/100 mL	200	283.2	86400	-	17,956.1
5439000	8/22/2009	14.1	14.1	0.2602	3.67	7422	62.9090%	Fecal		CFU/100 mL	200	283.2	86400	-	17,956.1
5439000	8/24/2014	14.1	14.1	0.2602	3.67	7422	62.9090%	Fecal		CFU/100 mL	200	283.2	86400	-	17,956.1
5439000	9/4/1990	14	14	0.2602	3.64	7426	62.9429%	Fecal		CFU/100 mL	200	283.2	86400	-	17,828.7
5439000	10/28/1990	14	14	0.2602	3.64	7426	62.9429%	Fecal		CFU/100 mL	200	283.2	86400	-	17,828.7
5439000	7/7/1991	14	14	0.2602	3.64	7426	62.9429%	Fecal		CFU/100 mL	200	283.2	86400	-	17,828.7
5439000	9/14/1991	14	14	0.2602	3.64	7426	62.9429%	Fecal		CFU/100 mL	200	283.2	86400	-	17,828.7
5439000	10/29/1991	14	14	0.2602	3.64	7426	62.9429%	Fecal		CFU/100 mL	200	283.2	86400	-	17,828.7
5439000	6/15/1992	14	14	0.2602	3.64	7426	62.9429%	Fecal		CFU/100 mL	200	283.2	86400	-	17,828.7
5439000	6/18/1992	14	14	0.2602	3.64	7426	62.9429%	Fecal		CFU/100 mL	200	283.2	86400	-	17,828.7
5439000	7/22/1992	14	14	0.2602	3.64	7426	62.9429%	Fecal		CFU/100 mL	200	283.2	86400	-	17,828.7
5439000	8/4/1992	14	14	0.2602	3.64	7426	62.9429%	Fecal		CFU/100 mL	200	283.2	86400	-	17,828.7
5439000	10/4/1992	14	14	0.2602	3.64	7426	62.9429%	Fecal		CFU/100 mL	200	283.2	86400	-	17,828.7
5439000	10/5/1992	14	14	0.2602	3.64	7426	62.9429%	Fecal		CFU/100 mL	200	283.2	86400	-	17,828.7
5439000	10/6/1992	14	14	0.2602	3.64	7426	62.9429%	Fecal		CFU/100 mL	200	283.2	86400	-	17,828.7
5439000	10/10/1992	14	14	0.2602	3.64	7426	62.9429%	Fecal		CFU/100 mL	200	283.2	86400	-	17,828.7
5439000	7/26/1995	14	14	0.2602	3.64	7426	62.9429%	Fecal		CFU/100 mL	200	283.2	86400	-	17,828.7
5439000	1/23/1996	14	14	0.2602	3.64	7426	62.9429%	Fecal		CFU/100 mL	200	283.2	86400	-	17,828.7
5439000	1/24/1996	14	14	0.2602	3.64	7426	62.9429%	Fecal		CFU/100 mL	200	283.2	86400	-	17,828.7
5439000	1/25/1996	14	14	0.2602	3.64	7426	62.9429%	Fecal		CFU/100 mL	200	283.2	86400	-	17,828.7
5439000	3/30/1996	14	14	0.2602	3.64	7426	62.9429%	Fecal		CFU/100 mL	200	283.2	86400	-	17,828.7
5439000	3/31/1996	14	14	0.2602	3.64	7426	62.9429%	Fecal		CFU/100 mL	200	283.2	86400	-	17,828.7
5439000	4/1/1996	14	14	0.2602	3.64	7426	62.9429%	Fecal		CFU/100 mL	200	283.2	86400	-	17,828.7
5439000	4/2/1996	14	14	0.2602	3.64	7426	62.9429%	Fecal		CFU/100 mL	200	283.2	86400	-	17,828.7
5439000	9/28/1996	14	14	0.2602	3.64	7426	62.9429%	Fecal		CFU/100 mL	200	283.2	86400	-	17,828.7
5439000	7/6/1997	14	14	0.2602	3.64	7426	62.9429%	Fecal		CFU/100 mL	200	283.2	86400	-	17,828.7
5439000	7/7/1997	14	14	0.2602	3.64	7426	62.9429%	Fecal		CFU/100 mL	200	283.2	86400	-	17,828.7
5439000	7/9/1997	14	14	0.2602	3.64	7426	62.9429%	Fecal		CFU/100 mL	200	283.2	86400	-	17,828.7
5439000	8/18/1997	14	14	0.2602	3.64	7426	62.9429%	Fecal		CFU/100 mL	200	283.2	86400	-	17,828.7
5439000	7/12/1999	14	14	0.2602	3.64	7426	62.9429%	Fecal		CFU/100 mL	200	283.2	86400	-	17,828.7
5439000	7/26/1999	14	14	0.2602	3.64	7426	62.9429%	Fecal		CFU/100 mL	200	283.2	86400	-	17,828.7
5439000	10/12/2000	14	14	0.2602	3.64	7426	62.9429%	Fecal		CFU/100 mL	200	283.2	86400	-	17,828.7
5439000	10/14/2000	14	14	0.2602	3.64	7426	62.9429%	Fecal		CFU/100 mL	200	283.2	86400	-	17,828.7
5439000	7/5/2001	14	14	0.2602	3.64	7426	62.9429%	Fecal		CFU/100 mL	200	283.2	86400	-	17,828.7
5439000	12/31/2001	14	14	0.2602	3.64	7426	62.9429%	Fecal		CFU/100 mL	200	283.2	86400	-	17,828.7
5439000	1/3/2005	14	14	0.2602	3.64	7426	62.9429%	Fecal		CFU/100 mL	200	283.2	86400	-	17,828.7
5439000	12/19/2007	14	14	0.2602	3.64	7426	62.9429%	Fecal		CFU/100 mL	200	283.2	86400	-	17,828.7
5439000	8/18/2010	14	14	0.2602	3.64	7426	62.9429%	Fecal		CFU/100 mL	200	283.2	86400	-	17,828.7
5439000	8/8/2011	14	14	0.2602	3.64	7426	62.9429%	Fecal		CFU/100 mL	200	283.2	86400	-	17,828.7
5439000	11/7/2013	14	14	0.2602	3.64	7426	62.9429%	Fecal		CFU/100 mL	200	283.2	86400	-	17,828.7
5439000	8/11/2015	14	14	0.2602	3.64	7426	62.9429%	Fecal		CFU/100 mL	200	283.2	86400	-	17,828.7
5439000	5/14/1994	13.9	13.9	0.2602	3.62	7464	63.2650%	Fecal		CFU/100 mL	200	283.2	86400	-	17,701.4
5439000	6/21/2003	13.9	13.9	0.2602	3.62	7464	63.2650%	Fecal		CFU/100 mL	200	283.2	86400	-	17,701.4
5439000	12/15/2004	13.9	13.9	0.2602	3.62	7464	63.2650%	Fecal		CFU/100 mL	200	283.2	86400	-	17,701.4
5439000	5/29/2005	13.9	13.9	0.2602	3.62	7464	63.2650%	Fecal		CFU/100 mL	200	283.2	86400	-	17,701.4
5439000	10/2/2007	13.9	13.9	0.2602	3.62	7464	63.2650%	Fecal		CFU/100 mL	200	283.2	86400	-	17,701.4
5439000	10/15/2009	13.9	13.9	0.2602	3.62	7464	63.2650%	Fecal		CFU/100 mL	200	283.2	86400	-	17,701.4
5439000	7/29/2014	13.9	13.9	0.2602	3.62	7464	63.2650%	Fecal		CFU/100 mL	200	283.2	86400	-	17,701.4
5439000	8/9/2014	13.9	13.9	0.2602	3.62	7464	63.2650%	Fecal		CFU/100 mL	200	283.2	86400	-	17,701.4
5439000	7/15/2017	13.9	13.9	0.2602	3.62	7464	63.2650%	Fecal		CFU/100 mL	200	283.2	86400	-	17,701.4
5439000	5/24/1994	13.8	13.8	0.2602	3.59	7473	63.3412%	Fecal		CFU/100 mL	200	283.2	86400	-	17,574.0
5439000	6/17/2003	13.8	13.8	0.2602	3.59	7473	63.3412%	Fecal		CFU/100 mL	200	283.2	86400	-	17,574.0
5439000	12/21/2014	13.8	13.8	0.2602	3.59	7473	63.3412%	Fecal		CFU/100 mL	200	283.2	86400	-	17,574.0
5439000	7/8/2017	13.8	13.8	0.2602	3.59	7473	63.3412%	Fecal		CFU/100 mL	200	283.2	86400	-	17,574.0
5439000	10/23/2018	13.8	13.8	0.2602	3.59	7473	63.3412%	Fecal		CFU/100 mL	200	283.2	86400	-	17,574.0
5439000	8/27/2019	13.8	13.8	0.2602	3.59	7473	63.3412%	Fecal		CFU/100 mL	200	283.2	86400	-	17,574.0
5439000	7/28/2021	13.8	13.8	0.2602	3.59	7473	63.3412%	Fecal		CFU/100 mL	200	283.2	86400	-	17,574.0
5439000	8/22/1994	13.7	13.7	0.2602	3.57	7480	63.4006%	Fecal		CFU/100 mL	200	283.2	86400	-	17,446.7
5439000	11/10/2001	13.7	13.7	0.2602	3.57	7480	63.4006%	Fecal		CFU/100 mL	200	283.2	86400	-	17,446.7
5439000	5/3/2005	13.7	13.7	0.2602	3.57	7480	63.4006%	Fecal		CFU/100 mL	200	283.2	86400	-	17,446.7
5439000	7/4/2008	13.7	13.7	0.2602	3.57	7480	63.4006%	Fecal		CFU/100 mL	200	283.2	86400	-	17,446.7
5439000	7/28/2009	13.7	13.7	0.2602	3.57	7480	63.4006%	Fecal		CFU/100 mL	200	283.2	86400	-	17,446.7
5439000	8/26/2011	13.7	13.7	0.2602	3.57	7480	63.4006%	Fecal		CFU/100 mL	200	283.2	86400	-	17,446.7
5439000	12/21/2020	13.7	13.7	0.2602	3.57	7480	63.4006%	Fecal		CFU/100 mL	200	283.2	86400	-	17,446.7
5439000	11/15/2001	13.6	13.6	0.2602	3.54	7487	63.4599%	Fecal		CFU/100 mL	200	283.2	86400	-	17,319.3
5439000	10/22/2006	13.6	13.6	0.2602	3.54	7487	63.4599%	Fecal		CFU/100 mL	200	283.2	86400	-	17,319.3
5439000	8/5/2015	13.6	13.6	0.2602	3.54	7487	63.4599%	Fecal		CFU/100 mL	200	283.2	86400	-	17,319.3
5439000	10/31/2018	13.6	13.6	0.2602	3.54	7487	63.4599%	Fecal		CFU/100 mL	200	283.2	86400	-	17,319.3
5439000	11/18/2018	13.6	13.6	0.2602	3.54	7487	63.4599%	Fecal		CFU/100 mL	200	283.2	86400	-	17,319.3
5439000	11/16/2001	13.5	13.5	0.2602	3.51	7492	63.5023%	Fecal		CFU/100 mL	200	283.2	86400	-	17,192.0
5439000	1/7/2002	13.5	13.5	0.2602	3.51	7492	63.5023%	Fecal		CFU/100 mL	200	283.2	86400	-	17,192.0
5439000	10/26/2006	13.5	13.5	0.2602	3.51	7492	63.5023%	Fecal		CFU/100 mL	200	283.2	86400	-	17,192.0
5439000	10/17/2007	13.5	13.5	0.2602	3.51	7492	63.5023%	Fecal		CFU/100 mL	200	283.2	86400	-	17,192.0
5439000	1/12/2013	13.5	13.5	0.2602	3.51	7492	63.5023%	Fecal		CFU/100 mL	200	283.2	86400	-	17,192.0
5439000	5/1/2018	13.5	13.5	0.2602	3.51	7492	63.5023%	Fecal		CFU/100 mL	200	283.2	86400	-	17,192.0
5439000	5/13/1994	13.4	13.4	0.2602	3.49	7498	63.5531%	Fecal		CFU/100 mL	200	283.2	86400	-	17,064.6
5439000	11/11/2001	13.4	13.4	0.2602	3.49	7498	63.5531%	Fecal		CFU/100 mL	200	283.2	86400	-	17,064.6
5439000	7/8/2002	13.4	13.4	0.2602	3.49	7498	63.5531%	Fecal		CFU/100 mL	200	283.2	86400	-	17,064.6

Gage ID	Date	Discharge (CFS)	Gage Discharge (less Surrogate NPDES) (CFS)	Watershed Area Ratio	Calculated flow (CFS)	Rank	Flow Exceedance %	Parameter	Results	Units (mg or micro_gram	Limit/Standard	100mL/CF	sec/day	Actual Load (million colonies/day)	Allowable Load (million colonies/day)
5439000	7/31/2011	13.4	13.4	0.2602	3.49	7498	63.5531%	Fecal		CFU/100 mL	200	283.2	86400	-	17,064.6
5439000	10/28/2014	13.4	13.4	0.2602	3.49	7498	63.5531%	Fecal		CFU/100 mL	200	283.2	86400	-	17,064.6
5439000	12/15/2014	13.4	13.4	0.2602	3.49	7498	63.5531%	Fecal		CFU/100 mL	200	283.2	86400	-	17,064.6
5439000	7/27/2021	13.4	13.4	0.2602	3.49	7498	63.5531%	Fecal		CFU/100 mL	200	283.2	86400	-	17,064.6
5439000	8/15/2002	13.3	13.3	0.2602	3.46	7505	63.6125%	Fecal		CFU/100 mL	200	283.2	86400	-	16,937.3
5439000	3/18/2003	13.3	13.3	0.2602	3.46	7505	63.6125%	Fecal		CFU/100 mL	200	283.2	86400	-	16,937.3
5439000	10/1/2011	13.3	13.3	0.2602	3.46	7505	63.6125%	Fecal		CFU/100 mL	200	283.2	86400	-	16,937.3
5439000	10/20/2012	13.3	13.3	0.2602	3.46	7505	63.6125%	Fecal		CFU/100 mL	200	283.2	86400	-	16,937.3
5439000	7/22/2013	13.3	13.3	0.2602	3.46	7505	63.6125%	Fecal		CFU/100 mL	200	283.2	86400	-	16,937.3
5439000	5/11/2014	13.3	13.3	0.2602	3.46	7505	63.6125%	Fecal		CFU/100 mL	200	283.2	86400	-	16,937.3
5439000	8/29/2014	13.3	13.3	0.2602	3.46	7505	63.6125%	Fecal		CFU/100 mL	200	283.2	86400	-	16,937.3
5439000	2/1/2018	13.3	13.3	0.2602	3.46	7505	63.6125%	Fecal		CFU/100 mL	200	283.2	86400	-	16,937.3
5439000	7/30/2021	13.3	13.3	0.2602	3.46	7505	63.6125%	Fecal		CFU/100 mL	200	283.2	86400	-	16,937.3
5439000	7/27/2009	13.2	13.2	0.2602	3.44	7514	63.6888%	Fecal		CFU/100 mL	200	283.2	86400	-	16,810.0
5439000	1/13/2002	13.1	13.1	0.2602	3.41	7515	63.6972%	Fecal		CFU/100 mL	200	283.2	86400	-	16,682.6
5439000	3/13/2003	13.1	13.1	0.2602	3.41	7515	63.6972%	Fecal		CFU/100 mL	200	283.2	86400	-	16,682.6
5439000	7/7/2006	13.1	13.1	0.2602	3.41	7515	63.6972%	Fecal		CFU/100 mL	200	283.2	86400	-	16,682.6
5439000	9/5/2009	13.1	13.1	0.2602	3.41	7515	63.6972%	Fecal		CFU/100 mL	200	283.2	86400	-	16,682.6
5439000	7/18/2011	13.1	13.1	0.2602	3.41	7515	63.6972%	Fecal		CFU/100 mL	200	283.2	86400	-	16,682.6
5439000	7/23/2013	13.1	13.1	0.2602	3.41	7515	63.6972%	Fecal		CFU/100 mL	200	283.2	86400	-	16,682.6
5439000	7/29/2019	13.1	13.1	0.2602	3.41	7515	63.6972%	Fecal		CFU/100 mL	200	283.2	86400	-	16,682.6
5439000	1/3/1990	13	13	0.2602	3.38	7523	63.7650%	Fecal		CFU/100 mL	200	283.2	86400	-	16,555.3
5439000	1/14/1990	13	13	0.2602	3.38	7523	63.7650%	Fecal		CFU/100 mL	200	283.2	86400	-	16,555.3
5439000	1/15/1990	13	13	0.2602	3.38	7523	63.7650%	Fecal		CFU/100 mL	200	283.2	86400	-	16,555.3
5439000	9/5/1990	13	13	0.2602	3.38	7523	63.7650%	Fecal		CFU/100 mL	200	283.2	86400	-	16,555.3
5439000	9/8/1990	13	13	0.2602	3.38	7523	63.7650%	Fecal		CFU/100 mL	200	283.2	86400	-	16,555.3
5439000	10/31/1990	13	13	0.2602	3.38	7523	63.7650%	Fecal		CFU/100 mL	200	283.2	86400	-	16,555.3
5439000	11/1/1990	13	13	0.2602	3.38	7523	63.7650%	Fecal		CFU/100 mL	200	283.2	86400	-	16,555.3
5439000	10/6/1991	13	13	0.2602	3.38	7523	63.7650%	Fecal		CFU/100 mL	200	283.2	86400	-	16,555.3
5439000	6/8/1992	13	13	0.2602	3.38	7523	63.7650%	Fecal		CFU/100 mL	200	283.2	86400	-	16,555.3
5439000	6/9/1992	13	13	0.2602	3.38	7523	63.7650%	Fecal		CFU/100 mL	200	283.2	86400	-	16,555.3
5439000	6/14/1992	13	13	0.2602	3.38	7523	63.7650%	Fecal		CFU/100 mL	200	283.2	86400	-	16,555.3
5439000	6/16/1992	13	13	0.2602	3.38	7523	63.7650%	Fecal		CFU/100 mL	200	283.2	86400	-	16,555.3
5439000	7/3/1992	13	13	0.2602	3.38	7523	63.7650%	Fecal		CFU/100 mL	200	283.2	86400	-	16,555.3
5439000	7/27/1992	13	13	0.2602	3.38	7523	63.7650%	Fecal		CFU/100 mL	200	283.2	86400	-	16,555.3
5439000	7/28/1992	13	13	0.2602	3.38	7523	63.7650%	Fecal		CFU/100 mL	200	283.2	86400	-	16,555.3
5439000	10/7/1992	13	13	0.2602	3.38	7523	63.7650%	Fecal		CFU/100 mL	200	283.2	86400	-	16,555.3
5439000	10/11/1994	13	13	0.2602	3.38	7523	63.7650%	Fecal		CFU/100 mL	200	283.2	86400	-	16,555.3
5439000	7/19/1995	13	13	0.2602	3.38	7523	63.7650%	Fecal		CFU/100 mL	200	283.2	86400	-	16,555.3
5439000	7/22/1995	13	13	0.2602	3.38	7523	63.7650%	Fecal		CFU/100 mL	200	283.2	86400	-	16,555.3
5439000	7/23/1995	13	13	0.2602	3.38	7523	63.7650%	Fecal		CFU/100 mL	200	283.2	86400	-	16,555.3
5439000	7/24/1995	13	13	0.2602	3.38	7523	63.7650%	Fecal		CFU/100 mL	200	283.2	86400	-	16,555.3
5439000	12/18/1995	13	13	0.2602	3.38	7523	63.7650%	Fecal		CFU/100 mL	200	283.2	86400	-	16,555.3
5439000	1/16/1996	13	13	0.2602	3.38	7523	63.7650%	Fecal		CFU/100 mL	200	283.2	86400	-	16,555.3
5439000	2/8/1996	13	13	0.2602	3.38	7523	63.7650%	Fecal		CFU/100 mL	200	283.2	86400	-	16,555.3
5439000	3/4/1996	13	13	0.2602	3.38	7523	63.7650%	Fecal		CFU/100 mL	200	283.2	86400	-	16,555.3
5439000	4/3/1996	13	13	0.2602	3.38	7523	63.7650%	Fecal		CFU/100 mL	200	283.2	86400	-	16,555.3
5439000	9/5/1996	13	13	0.2602	3.38	7523	63.7650%	Fecal		CFU/100 mL	200	283.2	86400	-	16,555.3
5439000	10/31/1996	13	13	0.2602	3.38	7523	63.7650%	Fecal		CFU/100 mL	200	283.2	86400	-	16,555.3
5439000	9/17/1997	13	13	0.2602	3.38	7523	63.7650%	Fecal		CFU/100 mL	200	283.2	86400	-	16,555.3
5439000	12/27/1998	13	13	0.2602	3.38	7523	63.7650%	Fecal		CFU/100 mL	200	283.2	86400	-	16,555.3
5439000	7/25/1999	13	13	0.2602	3.38	7523	63.7650%	Fecal		CFU/100 mL	200	283.2	86400	-	16,555.3
5439000	7/26/2000	13	13	0.2602	3.38	7523	63.7650%	Fecal		CFU/100 mL	200	283.2	86400	-	16,555.3
5439000	10/13/2000	13	13	0.2602	3.38	7523	63.7650%	Fecal		CFU/100 mL	200	283.2	86400	-	16,555.3
5439000	10/15/2000	13	13	0.2602	3.38	7523	63.7650%	Fecal		CFU/100 mL	200	283.2	86400	-	16,555.3
5439000	10/16/2000	13	13	0.2602	3.38	7523	63.7650%	Fecal		CFU/100 mL	200	283.2	86400	-	16,555.3
5439000	11/6/2000	13	13	0.2602	3.38	7523	63.7650%	Fecal		CFU/100 mL	200	283.2	86400	-	16,555.3
5439000	1/17/2001	13	13	0.2602	3.38	7523	63.7650%	Fecal		CFU/100 mL	200	283.2	86400	-	16,555.3
5439000	1/18/2001	13	13	0.2602	3.38	7523	63.7650%	Fecal		CFU/100 mL	200	283.2	86400	-	16,555.3
5439000	1/19/2001	13	13	0.2602	3.38	7523	63.7650%	Fecal		CFU/100 mL	200	283.2	86400	-	16,555.3
5439000	9/7/2001	13	13	0.2602	3.38	7523	63.7650%	Fecal		CFU/100 mL	200	283.2	86400	-	16,555.3
5439000	1/1/2002	13	13	0.2602	3.38	7523	63.7650%	Fecal		CFU/100 mL	200	283.2	86400	-	16,555.3
5439000	1/3/2002	13	13	0.2602	3.38	7523	63.7650%	Fecal		CFU/100 mL	200	283.2	86400	-	16,555.3
5439000	7/16/2004	13	13	0.2602	3.38	7523	63.7650%	Fecal		CFU/100 mL	200	283.2	86400	-	16,555.3
5439000	1/29/2007	13	13	0.2602	3.38	7523	63.7650%	Fecal		CFU/100 mL	200	283.2	86400	-	16,555.3
5439000	4/30/2018	13	13	0.2602	3.38	7523	63.7650%	Fecal		CFU/100 mL	200	283.2	86400	-	16,555.3
5439000	2/15/2022	13	13	0.2602	3.38	7523	63.7650%	Fecal		CFU/100 mL	200	283.2	86400	-	16,555.3
5439000	5/30/2005	12.9	12.9	0.2602	3.36	7569	64.1549%	Fecal		CFU/100 mL	200	283.2	86400	-	16,427.9
5439000	6/6/2005	12.9	12.9	0.2602	3.36	7569	64.1549%	Fecal		CFU/100 mL	200	283.2	86400	-	16,427.9
5439000	7/21/2010	12.9	12.9	0.2602	3.36	7569	64.1549%	Fecal		CFU/100 mL	200	283.2	86400	-	16,427.9
5439000	8/22/2011	12.9	12.9	0.2602	3.36	7569	64.1549%	Fecal		CFU/100 mL	200	283.2	86400	-	16,427.9
5439000	7/15/2016	12.9	12.9	0.2602	3.36	7569	64.1549%	Fecal		CFU/100 mL	200	283.2	86400	-	16,427.9
5439000	6/22/2003	12.8	12.8	0.2602	3.33	7574	64.1973%	Fecal		CFU/100 mL	200	283.2	86400	-	16,300.6
5439000	6/26/2003	12.8	12.8	0.2602	3.33	7574	64.1973%	Fecal		CFU/100 mL	200	283.2	86400	-	16,300.6
5439000	11/22/2007	12.8	12.8	0.2602	3.33	7574	64.1973%	Fecal		CFU/100 mL	200	283.2	86400	-	16,300.6
5439000	10/27/2014	12.8	12.8	0.2602	3.33	7574	64.1973%	Fecal		CFU/100 mL	200	283.2	86400	-	16,300.6
5439000	11/1/2018	12.8	12.8	0.2602	3.33	7574	64.1973%	Fecal		CFU/100 mL	200	283.2	86400	-	16,300.6
5439000	4/2/2006	12.7	12.7	0.2602	3.30	7579	64.2397%	Fecal		CFU/100 mL	200	283.2	86400	-	16,173.2
5439000	1/28/2007	12.7	12.7	0.2602	3.30	7579	64.2397%	Fecal		CFU/100 mL	200	283.2	86400	-	16,173.2
5439000	2/9/2007	12.7	12.7	0.2602	3.30	7579	64.2397%	Fecal		CFU/100 mL	200	283.2	86400	-	16,173.2
5439000	2/20/2007	12.7	12.7	0.2602	3.30	7579	64.2397%	Fecal		CFU/100 mL	200	283.2	86400	-	16,173.2
5439000	7/31/2008	12.7	12.7	0.2602	3.30	7579	64.2397%	Fecal		CFU/100 mL	200	283.2	86400	-	16,173.2
5439000	8/19/2010	12.7	12.7	0.2602	3.30	7579	64.2397%	Fecal		CFU/100 mL	200	283.2	86400	-	16,173.2
5439000	1/13/2014	12.7	12.7	0.2602	3.30	7579	64.2397%	Fecal		CFU/100 mL	200	283.2	86400	-	16,173.2
5439000	12/10/2014	12.7	12.7	0.2602	3.30	7579	64.2397%	Fecal		CFU/100 mL	200	283.2	86400	-	16,173.2
5439000	7/16/2017	12.7	12.7	0.2602	3.30	7579	64.2397%	Fecal		CFU/100 mL	200	283.2	86400	-	16,173.2
5439000	11/19/2018	12.7	12.7	0.2602	3.30	7579	64.2397%	Fecal		CFU/100 mL	200	283.2	86400	-	16,173.2
5439000	12/3/2020	12.7	12.7	0.2602	3.30	7579	64.2397%	Fecal		CFU/100 mL	200	283.2	86400	-	16,173.2
5439000	1/8/2002	12.6	12.6	0.2602	3.28	7590	64.3329%	Fecal		CFU/100 mL	200	283.2	86400	-	16,045.9
5439000	9/30/2007	12.6	12.6	0.2602	3.28	7590	64.3329%	Fecal		CFU/100 mL	200	283.2	86400	-	16,045.9
5439000	10/4/2007	12.6	12.6	0.2602	3.28	7590	64.3329%	Fecal		CFU/100 mL	200	283.2	86400	-	16,045.9
5439000	7/5/2008	12.6	12.6	0.2602	3.28	7590	64.3329%	Fecal		CFU/100 mL	200	283.2	86400	-	16,045.9
5439000	10/16/2009	12.6	12.6	0.2602	3.28	7590	64.3329%	Fecal		CFU/100 mL	200	283.2	86400	-	16,045.9
5439000	2/24/2014	12.6	12.6	0.2602	3.28	7590	64.3329%	Fecal		CFU/100 mL	200	283.2	86400	-	16,045.9
5439000	11/5/2015	12.6	12.6	0.2602	3.28	7590	64.3329%	Fecal		CFU/100 mL	200	283.2	86400	-	16,045.9
5439000	8/30/2018	12.6	12.6	0.2602	3.28	7590	64.3329%	Fecal		CFU/100 mL	200	283.2	86400	-	16,045.9
5439000	11/20/2018	12.6	12.6	0.2602	3.28	7590	64.3329%	Fecal		CFU/100 mL	200	283.2	86400	-	16,045.9
5439000	7/16/2003	12.5	12.5	0.2602	3.25	7599	64.4092%	Fecal		CFU/100 mL	200	283.2	86400	-	15,918.5
5439000	9/29/2007	12.5	12.5	0.2602	3.25	7599	64.4092%	Fecal		CFU/100 mL	200	283.2	86400	-	15,918.5
5439000	6/20/2012	12.5	12.5	0.2602	3.25	7599	64.4092%	Fecal		CFU/100 mL	200	283.2	86400	-	15,918.5
5439000	10/15/2012	12.5	12.5	0.2602	3.25	7599	64.4092%	Fecal		CFU/100 mL	200	283.2	86400	-	15,918.5
5439000	10/24/2018	12.5	12.5	0.2602	3.25	7599	64.4092%	Fecal		CFU/100 mL	200	283.2	86400	-	15,918.5
5439000	12/11/2020	12.5	12.5	0.2602	3.25	7599	64.4092%	Fecal		CFU/100 mL	200	283.2	86400	-	15,918.5
5439000	3/11/2022	23.3	23.3	0.1459	3.40	7522	63.7566%	Fecal		CFU/100 mL	200	283.2	86400	-	16,639.8
5439000	7/9/2002	12.4	12.4	0.2602	3.23	7605	64.4601%	Fecal		CFU/100 mL	200	283.2	86400	-	15,791.2
5439000	7/17/2004	12.4	12.4	0.2602	3.23	7605	64.4601%	Fecal		CFU/100 mL	200	283.2	86400	-	15,791.2
5439000	5/4/2005	12.4	12.4	0.2602	3.23	7605	64.4601%	Fecal		CFU/100 mL	200	283.2	86400	-	15,791.2
5439000	3/20/2006	12.4	12.4	0.2602	3.23	7605	64.4601%	Fecal		CFU/100 mL	200	283.2	86400	-	15,791.2
5439000	10/29/2006	12.4	12.4	0.2602	3.23	7605	64.4601%	Fecal		CFU/100 mL	200	283.2	86400	-	15,791.2
5439000	8/3/2007	12.4	12.4	0.2602	3.23	7605	64.4601%	Fecal		CFU/100 mL	200	283.2	86400	-	15,791.2
5439000	12/3/2007	12.4	12.4	0.2602	3.23	7605	64.4601%	Fecal		CFU/100 mL	200	283.2	86400	-	15,791.2
5439000	9/6/2009	12.4	12.4	0.2602	3.23	7605	64.4601%	Fecal		CFU/100 mL	200	283.2	86400	-	15,791.2
5439000	11/30/2010	12.4	12.4	0.2602	3.23	7605	64.4601%	Fecal		CFU/100 mL	200	283.2	86400	-	15,791.2
5439000	11/4/2011	12.4	12.4	0.2602	3.23	7605	64.4601%	Fecal		CFU/100 mL	200	283.2	86400	-	15,791.2
5439000	11/15/2020	12.4	12.4	0.2602	3.23	7605	64.4601%	Fecal		CFU/100 mL	200	283.2	86400	-	15,791.2
5439000	2/14/2022	12.4	12.4	0.2602	3.23	7605	64.4601%	Fecal		CFU/100 mL	200	283.2	86400	-	15,791.2
5439000	10/17/2001	12.3	12.3	0.2602	3.20	7618	64.5703%	Fecal		CFU/100 mL	200	283.2	86400	-	15,663.8
5439000	1/11/2002	12.3	12.3	0.2602	3.20	7618	64.5703%	Fecal		CFU/100 mL	200	283.2	86400	-	15,663.8
5439000	7/29/2009	12.3	12.3	0.2602	3.20	7618	64.5703%	Fecal		CFU/100 mL	200	283.2	86400	-	15,663.8
5439000	7/19/2011	12.3	12.3	0.2602	3.20	7618	64.5703%	Fecal		CFU/100 mL	200	283.2	86400	-	15,663.8
5439000	12/22/2020	12.3	12.3	0.2602	3.20	7618	64.5703%	Fecal		CFU/100 mL	200	283.2	86400	-	15,663.8
5439000	2/1/2002	12.2	12.2	0.2602	3.17	7623	64.6126%	Fecal		CFU/100 mL	200	283.2	86400	-	15,536.5
5439000	11/10/2006	12.2	12.2	0.2602	3.17	7623	64.6126%	Fecal		CFU/100 mL	200	283.2	86400	-	15,536.5
5439000	10/4/2009	12.2	12.2	0.2602	3.17	7623	64.6126%	Fecal		CFU/100 mL	200	283.2	86400	-	15,536.5
5439000	10/21/2009	12.2	12.2	0.2602	3.17	7623	64.6126%	Fecal		CFU/100 mL	200	283.2	86400	-	15,536.5

Gage ID	Date	Discharge (CFS)	Gage Discharge (less Surrogate NPDES) (CFS)	Watershed Area Ratio	Calculated flow (CFS)	Rank	Flow Exceedance %	Parameter	Results	Units (mg or micro_gram	Limit/Standard	100mL/CF	sec/day	Actual Load (million colonies/day)	Allowable Load (million colonies/day)
5439000	9/3/2010	12.2	12.2	0.2602	3.17	7623	64.6126%	Fecal		CFU/100 mL	200	283.2	86400	-	15,536.5
5439000	6/5/2014	12.2	12.2	0.2602	3.17	7623	64.6126%	Fecal		CFU/100 mL	200	283.2	86400	-	15,536.5
5439000	9/6/2014	12.2	12.2	0.2602	3.17	7623	64.6126%	Fecal		CFU/100 mL	200	283.2	86400	-	15,536.5
5439000	5/23/1994	12.1	12.1	0.2602	3.15	7631	64.6805%	Fecal		CFU/100 mL	200	283.2	86400	-	15,409.1
5439000	1/2/2006	12.1	12.1	0.2602	3.15	7631	64.6805%	Fecal		CFU/100 mL	200	283.2	86400	-	15,409.1
5439000	10/15/2007	12.1	12.1	0.2602	3.15	7631	64.6805%	Fecal		CFU/100 mL	200	283.2	86400	-	15,409.1
5439000	1/28/2009	12.1	12.1	0.2602	3.15	7631	64.6805%	Fecal		CFU/100 mL	200	283.2	86400	-	15,409.1
5439000	1/31/2009	12.1	12.1	0.2602	3.15	7631	64.6805%	Fecal		CFU/100 mL	200	283.2	86400	-	15,409.1
5439000	8/9/2009	12.1	12.1	0.2602	3.15	7631	64.6805%	Fecal		CFU/100 mL	200	283.2	86400	-	15,409.1
5439000	10/13/2011	12.1	12.1	0.2602	3.15	7631	64.6805%	Fecal		CFU/100 mL	200	283.2	86400	-	15,409.1
5439000	2/9/2013	12.1	12.1	0.2602	3.15	7631	64.6805%	Fecal		CFU/100 mL	200	283.2	86400	-	15,409.1
5439000	8/15/2015	12.1	12.1	0.2602	3.15	7631	64.6805%	Fecal		CFU/100 mL	200	283.2	86400	-	15,409.1
5439000	7/24/2018	12.1	12.1	0.2602	3.15	7631	64.6805%	Fecal		CFU/100 mL	200	283.2	86400	-	15,409.1
5439000	12/4/2020	12.1	12.1	0.2602	3.15	7631	64.6805%	Fecal		CFU/100 mL	200	283.2	86400	-	15,409.1
5439000	12/10/2021	12.1	12.1	0.2602	3.15	7631	64.6805%	Fecal		CFU/100 mL	200	283.2	86400	-	15,409.1
5439000	9/6/1990	12	12	0.2602	3.12	7643	64.7822%	Fecal		CFU/100 mL	200	283.2	86400	-	15,281.8
5439000	10/9/1990	12	12	0.2602	3.12	7643	64.7822%	Fecal		CFU/100 mL	200	283.2	86400	-	15,281.8
5439000	10/29/1990	12	12	0.2602	3.12	7643	64.7822%	Fecal		CFU/100 mL	200	283.2	86400	-	15,281.8
5439000	10/30/1990	12	12	0.2602	3.12	7643	64.7822%	Fecal		CFU/100 mL	200	283.2	86400	-	15,281.8
5439000	11/3/1990	12	12	0.2602	3.12	7643	64.7822%	Fecal		CFU/100 mL	200	283.2	86400	-	15,281.8
5439000	6/10/1992	12	12	0.2602	3.12	7643	64.7822%	Fecal		CFU/100 mL	200	283.2	86400	-	15,281.8
5439000	6/11/1992	12	12	0.2602	3.12	7643	64.7822%	Fecal		CFU/100 mL	200	283.2	86400	-	15,281.8
5439000	6/12/1992	12	12	0.2602	3.12	7643	64.7822%	Fecal		CFU/100 mL	200	283.2	86400	-	15,281.8
5439000	6/13/1992	12	12	0.2602	3.12	7643	64.7822%	Fecal		CFU/100 mL	200	283.2	86400	-	15,281.8
5439000	7/5/1992	12	12	0.2602	3.12	7643	64.7822%	Fecal		CFU/100 mL	200	283.2	86400	-	15,281.8
5439000	10/11/1992	12	12	0.2602	3.12	7643	64.7822%	Fecal		CFU/100 mL	200	283.2	86400	-	15,281.8
5439000	10/12/1992	12	12	0.2602	3.12	7643	64.7822%	Fecal		CFU/100 mL	200	283.2	86400	-	15,281.8
5439000	10/17/1992	12	12	0.2602	3.12	7643	64.7822%	Fecal		CFU/100 mL	200	283.2	86400	-	15,281.8
5439000	10/12/1994	12	12	0.2602	3.12	7643	64.7822%	Fecal		CFU/100 mL	200	283.2	86400	-	15,281.8
5439000	7/28/1995	12	12	0.2602	3.12	7643	64.7822%	Fecal		CFU/100 mL	200	283.2	86400	-	15,281.8
5439000	10/27/1995	12	12	0.2602	3.12	7643	64.7822%	Fecal		CFU/100 mL	200	283.2	86400	-	15,281.8
5439000	12/19/1995	12	12	0.2602	3.12	7643	64.7822%	Fecal		CFU/100 mL	200	283.2	86400	-	15,281.8
5439000	3/12/1996	12	12	0.2602	3.12	7643	64.7822%	Fecal		CFU/100 mL	200	283.2	86400	-	15,281.8
5439000	9/6/1996	12	12	0.2602	3.12	7643	64.7822%	Fecal		CFU/100 mL	200	283.2	86400	-	15,281.8
5439000	9/9/1996	12	12	0.2602	3.12	7643	64.7822%	Fecal		CFU/100 mL	200	283.2	86400	-	15,281.8
5439000	11/30/1996	12	12	0.2602	3.12	7643	64.7822%	Fecal		CFU/100 mL	200	283.2	86400	-	15,281.8
5439000	7/25/1998	12	12	0.2602	3.12	7643	64.7822%	Fecal		CFU/100 mL	200	283.2	86400	-	15,281.8
5439000	12/28/1998	12	12	0.2602	3.12	7643	64.7822%	Fecal		CFU/100 mL	200	283.2	86400	-	15,281.8
5439000	7/13/1999	12	12	0.2602	3.12	7643	64.7822%	Fecal		CFU/100 mL	200	283.2	86400	-	15,281.8
5439000	10/7/1999	12	12	0.2602	3.12	7643	64.7822%	Fecal		CFU/100 mL	200	283.2	86400	-	15,281.8
5439000	7/27/2000	12	12	0.2602	3.12	7643	64.7822%	Fecal		CFU/100 mL	200	283.2	86400	-	15,281.8
5439000	8/4/2000	12	12	0.2602	3.12	7643	64.7822%	Fecal		CFU/100 mL	200	283.2	86400	-	15,281.8
5439000	9/14/2000	12	12	0.2602	3.12	7643	64.7822%	Fecal		CFU/100 mL	200	283.2	86400	-	15,281.8
5439000	9/26/2000	12	12	0.2602	3.12	7643	64.7822%	Fecal		CFU/100 mL	200	283.2	86400	-	15,281.8
5439000	10/17/2000	12	12	0.2602	3.12	7643	64.7822%	Fecal		CFU/100 mL	200	283.2	86400	-	15,281.8
5439000	10/18/2000	12	12	0.2602	3.12	7643	64.7822%	Fecal		CFU/100 mL	200	283.2	86400	-	15,281.8
5439000	10/19/2000	12	12	0.2602	3.12	7643	64.7822%	Fecal		CFU/100 mL	200	283.2	86400	-	15,281.8
5439000	10/20/2000	12	12	0.2602	3.12	7643	64.7822%	Fecal		CFU/100 mL	200	283.2	86400	-	15,281.8
5439000	10/26/2000	12	12	0.2602	3.12	7643	64.7822%	Fecal		CFU/100 mL	200	283.2	86400	-	15,281.8
5439000	10/27/2000	12	12	0.2602	3.12	7643	64.7822%	Fecal		CFU/100 mL	200	283.2	86400	-	15,281.8
5439000	11/3/2000	12	12	0.2602	3.12	7643	64.7822%	Fecal		CFU/100 mL	200	283.2	86400	-	15,281.8
5439000	11/4/2000	12	12	0.2602	3.12	7643	64.7822%	Fecal		CFU/100 mL	200	283.2	86400	-	15,281.8
5439000	12/11/2000	12	12	0.2602	3.12	7643	64.7822%	Fecal		CFU/100 mL	200	283.2	86400	-	15,281.8
5439000	1/14/2001	12	12	0.2602	3.12	7643	64.7822%	Fecal		CFU/100 mL	200	283.2	86400	-	15,281.8
5439000	1/20/2001	12	12	0.2602	3.12	7643	64.7822%	Fecal		CFU/100 mL	200	283.2	86400	-	15,281.8
5439000	7/6/2001	12	12	0.2602	3.12	7643	64.7822%	Fecal		CFU/100 mL	200	283.2	86400	-	15,281.8
5439000	7/7/2001	12	12	0.2602	3.12	7643	64.7822%	Fecal		CFU/100 mL	200	283.2	86400	-	15,281.8
5439000	1/2/2002	12	12	0.2602	3.12	7643	64.7822%	Fecal		CFU/100 mL	200	283.2	86400	-	15,281.8
5439000	6/23/2003	12	12	0.2602	3.12	7643	64.7822%	Fecal		CFU/100 mL	200	283.2	86400	-	15,281.8
5439000	2/1/2011	12	12	0.2602	3.12	7643	64.7822%	Fecal		CFU/100 mL	200	283.2	86400	-	15,281.8
5439000	2/12/2011	12	12	0.2602	3.12	7643	64.7822%	Fecal		CFU/100 mL	200	283.2	86400	-	15,281.8
5439000	2/3/2013	12	12	0.2602	3.12	7643	64.7822%	Fecal		CFU/100 mL	200	283.2	86400	-	15,281.8
5439000	2/24/2013	12	12	0.2602	3.12	7643	64.7822%	Fecal		CFU/100 mL	200	283.2	86400	-	15,281.8
5439000	1/14/2014	12	12	0.2602	3.12	7643	64.7822%	Fecal		CFU/100 mL	200	283.2	86400	-	15,281.8
5439000	11/19/2016	12	12	0.2602	3.12	7643	64.7822%	Fecal		CFU/100 mL	200	283.2	86400	-	15,281.8
5439000	7/25/2020	12	12	0.2602	3.12	7643	64.7822%	Fecal		CFU/100 mL	200	283.2	86400	-	15,281.8
5439000	1/15/2021	12	12	0.2602	3.12	7643	64.7822%	Fecal		CFU/100 mL	200	283.2	86400	-	15,281.8
5439000	10/30/2021	12	12	0.2602	3.12	7643	64.7822%	Fecal		CFU/100 mL	200	283.2	86400	-	15,281.8
5439000	5/7/2005	11.9	11.9	0.2602	3.10	7696	65.2314%	Fecal		CFU/100 mL	200	283.2	86400	-	15,154.4
5439000	9/23/2006	11.9	11.9	0.2602	3.10	7696	65.2314%	Fecal		CFU/100 mL	200	283.2	86400	-	15,154.4
5439000	10/17/2006	11.9	11.9	0.2602	3.10	7696	65.2314%	Fecal		CFU/100 mL	200	283.2	86400	-	15,154.4
5439000	10/20/2007	11.9	11.9	0.2602	3.10	7696	65.2314%	Fecal		CFU/100 mL	200	283.2	86400	-	15,154.4
5439000	10/17/2009	11.9	11.9	0.2602	3.10	7696	65.2314%	Fecal		CFU/100 mL	200	283.2	86400	-	15,154.4
5439000	12/7/2014	11.9	11.9	0.2602	3.10	7696	65.2314%	Fecal		CFU/100 mL	200	283.2	86400	-	15,154.4
5439000	12/23/2014	11.9	11.9	0.2602	3.10	7696	65.2314%	Fecal		CFU/100 mL	200	283.2	86400	-	15,154.4
5439000	8/18/2015	11.9	11.9	0.2602	3.10	7696	65.2314%	Fecal		CFU/100 mL	200	283.2	86400	-	15,154.4
5439000	9/5/2016	11.9	11.9	0.2602	3.10	7696	65.2314%	Fecal		CFU/100 mL	200	283.2	86400	-	15,154.4
5439000	8/13/2017	11.9	11.9	0.2602	3.10	7696	65.2314%	Fecal		CFU/100 mL	200	283.2	86400	-	15,154.4
5439000	2/2/2018	11.9	11.9	0.2602	3.10	7696	65.2314%	Fecal		CFU/100 mL	200	283.2	86400	-	15,154.4
5439000	11/11/2020	11.9	11.9	0.2602	3.10	7696	65.2314%	Fecal		CFU/100 mL	200	283.2	86400	-	15,154.4
5439000	7/23/1994	11.8	11.8	0.2602	3.07	7708	65.3331%	Fecal		CFU/100 mL	200	283.2	86400	-	15,027.1
5439000	10/12/2001	11.8	11.8	0.2602	3.07	7708	65.3331%	Fecal		CFU/100 mL	200	283.2	86400	-	15,027.1
5439000	11/13/2001	11.8	11.8	0.2602	3.07	7708	65.3331%	Fecal		CFU/100 mL	200	283.2	86400	-	15,027.1
5439000	1/14/2002	11.8	11.8	0.2602	3.07	7708	65.3331%	Fecal		CFU/100 mL	200	283.2	86400	-	15,027.1
5439000	5/6/2005	11.8	11.8	0.2602	3.07	7708	65.3331%	Fecal		CFU/100 mL	200	283.2	86400	-	15,027.1
5439000	7/30/2014	11.8	11.8	0.2602	3.07	7708	65.3331%	Fecal		CFU/100 mL	200	283.2	86400	-	15,027.1
5439000	11/7/2015	11.8	11.8	0.2602	3.07	7708	65.3331%	Fecal		CFU/100 mL	200	283.2	86400	-	15,027.1
5439000	1/16/2021	11.8	11.8	0.2602	3.07	7708	65.3331%	Fecal		CFU/100 mL	200	283.2	86400	-	15,027.1
5439000	3/15/2022	22	22	0.1459	3.21	7617	64.5618%	Fecal		CFU/100 mL	200	283.2	86400	-	15,711.4
5439000	5/16/1994	11.7	11.7	0.2602	3.04	7716	65.4009%	Fecal		CFU/100 mL	200	283.2	86400	-	14,899.7
5439000	1/12/2002	11.7	11.7	0.2602	3.04	7716	65.4009%	Fecal		CFU/100 mL	200	283.2	86400	-	14,899.7
5439000	12/2/2004	11.7	11.7	0.2602	3.04	7716	65.4009%	Fecal		CFU/100 mL	200	283.2	86400	-	14,899.7
5439000	7/9/2008	11.7	11.7	0.2602	3.04	7716	65.4009%	Fecal		CFU/100 mL	200	283.2	86400	-	14,899.7
5439000	12/11/2014	11.7	11.7	0.2602	3.04	7716	65.4009%	Fecal		CFU/100 mL	200	283.2	86400	-	14,899.7
5439000	8/6/2015	11.7	11.7	0.2602	3.04	7716	65.4009%	Fecal		CFU/100 mL	200	283.2	86400	-	14,899.7
5439000	2/12/2018	11.7	11.7	0.2602	3.04	7716	65.4009%	Fecal		CFU/100 mL	200	283.2	86400	-	14,899.7
5439000	4/29/2018	11.7	11.7	0.2602	3.04	7716	65.4009%	Fecal		CFU/100 mL	200	283.2	86400	-	14,899.7
5439000	7/27/2020	11.7	11.7	0.2602	3.04	7716	65.4009%	Fecal		CFU/100 mL	200	283.2	86400	-	14,899.7
5439000	1/3/2021	11.7	11.7	0.2602	3.04	7716	65.4009%	Fecal		CFU/100 mL	200	283.2	86400	-	14,899.7
5439000	9/25/1994	11.6	11.6	0.2602	3.02	7726	65.4857%	Fecal		CFU/100 mL	200	283.2	86400	-	14,772.4
5439000	10/14/2007	11.6	11.6	0.2602	3.02	7726	65.4857%	Fecal		CFU/100 mL	200	283.2	86400	-	14,772.4
5439000	9/6/2018	11.6	11.6	0.2602	3.02	7726	65.4857%	Fecal		CFU/100 mL	200	283.2	86400	-	14,772.4
5439000	2/13/2022	11.6	11.6	0.2602	3.02	7726	65.4857%	Fecal		CFU/100 mL	200	283.2	86400	-	14,772.4
5439000	3/13/2022	21.7	21.7	0.1459	3.17	7630	64.6720%	Fecal		CFU/100 mL	200	283.2	86400	-	15,497.2
5439000	7/10/2002	11.5	11.5	0.2602	2.99	7730	65.5196%	Fecal		CFU/100 mL	200	283.2	86400	-	14,645.0
5439000	6/29/2003	11.5	11.5	0.2602	2.99	7730	65.5196%	Fecal		CFU/100 mL	200	283.2	86400	-	14,645.0
5439000	7/18/2004	11.5	11.5	0.2602	2.99	7730	65.5196%	Fecal		CFU/100 mL	200	283.2	86400	-	14,645.0
5439000	5/5/2005	11.5	11.5	0.2602	2.99	7730	65.5196%	Fecal		CFU/100 mL	200	283.2	86400	-	14,645.0
5439000	5/9/2005	11.5	11.5	0.2602	2.99	7730	65.5196%	Fecal		CFU/100 mL	200	283.2	86400	-	14,645.0
5439000	5/31/2005	11.5	11.5	0.2602	2.99	7730	65.5196%	Fecal		CFU/100 mL	200	283.2	86400	-	14,645.0
5439000	3/21/2006	11.5	11.5	0.2602	2.99	7730	65.5196%	Fecal		CFU/100 mL	200	283.2	86400	-	14,645.0
5439000	8/20/2010	11.5	11.5	0.2602	2.99	7730	65.5196%	Fecal		CFU/100 mL	200	283.2	86400	-	14,645.0
5439000	8/13/2011	11.5	11.5	0.2602	2.99	7730	65.5196%	Fecal		CFU/100 mL	200	283.2	86400	-	14,645.0
5439000	8/1/2016	11.5	11.5	0.2602	2.99	7730	65.5196%	Fecal		CFU/100 mL	200	283.2	86400	-	14,645.0
5439000	8/25/2016	11.5	11.5	0.2602	2.99	7730	65.5196%	Fecal		CFU/100 mL	200	283.2	86400	-	14,645.0
5439000	12/27/2017	11.5	11.5	0.2602	2.99	7730	65.5196%	Fecal		CFU/100 mL	200	283.2	86400	-	14,645.0
5439000	10/29/2018	11.5	11.5	0.2602	2.99	7730	65.5196%	Fecal		CFU/100 mL	200	283.2	86400	-	14,645.0
5439000	11/21/2018	11.5	11.5	0.2602	2.99	7730	65.5196%	Fecal		CFU/100 mL	200	283.2	86400	-	14,645.0
5439000	6/28/2003	11.4	11.4	0.2602	2.97	7744	65.6382%	Fecal		CFU/100 mL	200	283.2	86400	-	14,517.7
5439000	1/4/2005	11.4	11.4	0.2602	2.97	7744	65.6382%	Fecal		CFU/100 mL	200	283.2	86400	-	14,517.7
5439000	8/23/2013	11.4	11.4	0.2602	2.97	7744	65.6382%	Fecal		CFU/100 mL	200	283.2	86400	-	14,517.7
5439000	12/24/2014	11.4	11.4	0.2602	2.97	7744	65.6382%	Fecal		CFU/100 mL	200	283.2	86400	-	14,517.7
5439000	10/28/2018	11.4	11.4	0.2602	2.97	7744	65.6382%	Fecal		CFU/100 mL	200	283.2	86400	-	14,517.7
5439000	11/2/2018	11.4	11.4	0.2602	2.97	7744	65.6382%	Fecal		CFU/100 mL	200	283.2	86400	-	14,517.7
5439000	11/12/2001	11.3	11.3	0.2602	2.94	7750	65.6891%	Fecal		CFU/100 mL	200	283.2	86400	-	14,390.3

Gage ID	Date	Discharge (CFS)	Gage Discharge (less Surrogate NPDES) (CFS)	Watershed Area Ratio	Calculated flow (CFS)	Rank	Flow Exceedance %	Parameter	Results	Units (mg or micro_gram	Limit/Standard	100mL/CF	sec/day	Actual Load (million colonies/day)	Allowable Load (million colonies/day)
5439000	7/22/2004	11.3	11.3	0.2602	2.94	7750	65.6891%	Fecal		CFU/100 mL	200	283.2	86400	-	14,390.3
5439000	5/8/2005	11.3	11.3	0.2602	2.94	7750	65.6891%	Fecal		CFU/100 mL	200	283.2	86400	-	14,390.3
5439000	7/11/2006	11.3	11.3	0.2602	2.94	7750	65.6891%	Fecal		CFU/100 mL	200	283.2	86400	-	14,390.3
5439000	10/5/2007	11.3	11.3	0.2602	2.94	7750	65.6891%	Fecal		CFU/100 mL	200	283.2	86400	-	14,390.3
5439000	8/1/2011	11.3	11.3	0.2602	2.94	7750	65.6891%	Fecal		CFU/100 mL	200	283.2	86400	-	14,390.3
5439000	10/24/2011	11.3	11.3	0.2602	2.94	7750	65.6891%	Fecal		CFU/100 mL	200	283.2	86400	-	14,390.3
5439000	12/25/2014	11.3	11.3	0.2602	2.94	7750	65.6891%	Fecal		CFU/100 mL	200	283.2	86400	-	14,390.3
5439000	2/8/2018	11.3	11.3	0.2602	2.94	7750	65.6891%	Fecal		CFU/100 mL	200	283.2	86400	-	14,390.3
5439000	2/9/2018	11.3	11.3	0.2602	2.94	7750	65.6891%	Fecal		CFU/100 mL	200	283.2	86400	-	14,390.3
5439000	2/10/2018	11.3	11.3	0.2602	2.94	7750	65.6891%	Fecal		CFU/100 mL	200	283.2	86400	-	14,390.3
5439000	2/11/2018	11.3	11.3	0.2602	2.94	7750	65.6891%	Fecal		CFU/100 mL	200	283.2	86400	-	14,390.3
5439000	10/27/2018	11.3	11.3	0.2602	2.94	7750	65.6891%	Fecal		CFU/100 mL	200	283.2	86400	-	14,390.3
5439000	10/25/2020	11.3	11.3	0.2602	2.94	7750	65.6891%	Fecal		CFU/100 mL	200	283.2	86400	-	14,390.3
5439000	6/22/1994	11.2	11.2	0.2602	2.91	7764	65.8078%	Fecal		CFU/100 mL	200	283.2	86400	-	14,263.0
5439000	11/17/2001	11.2	11.2	0.2602	2.91	7764	65.8078%	Fecal		CFU/100 mL	200	283.2	86400	-	14,263.0
5439000	1/23/2002	11.2	11.2	0.2602	2.91	7764	65.8078%	Fecal		CFU/100 mL	200	283.2	86400	-	14,263.0
5439000	2/9/2002	11.2	11.2	0.2602	2.91	7764	65.8078%	Fecal		CFU/100 mL	200	283.2	86400	-	14,263.0
5439000	7/5/2003	11.2	11.2	0.2602	2.91	7764	65.8078%	Fecal		CFU/100 mL	200	283.2	86400	-	14,263.0
5439000	10/6/2007	11.2	11.2	0.2602	2.91	7764	65.8078%	Fecal		CFU/100 mL	200	283.2	86400	-	14,263.0
5439000	10/19/2009	11.2	11.2	0.2602	2.91	7764	65.8078%	Fecal		CFU/100 mL	200	283.2	86400	-	14,263.0
5439000	10/20/2009	11.2	11.2	0.2602	2.91	7764	65.8078%	Fecal		CFU/100 mL	200	283.2	86400	-	14,263.0
5439000	7/20/2011	11.2	11.2	0.2602	2.91	7764	65.8078%	Fecal		CFU/100 mL	200	283.2	86400	-	14,263.0
5439000	10/2/2011	11.2	11.2	0.2602	2.91	7764	65.8078%	Fecal		CFU/100 mL	200	283.2	86400	-	14,263.0
5439000	9/4/2018	11.2	11.2	0.2602	2.91	7764	65.8078%	Fecal		CFU/100 mL	200	283.2	86400	-	14,263.0
5439000	10/26/2018	11.2	11.2	0.2602	2.91	7764	65.8078%	Fecal		CFU/100 mL	200	283.2	86400	-	14,263.0
5439000	8/13/2019	11.2	11.2	0.2602	2.91	7764	65.8078%	Fecal		CFU/100 mL	200	283.2	86400	-	14,263.0
5439000	5/25/1994	11.1	11.1	0.2602	2.89	7777	65.9180%	Fecal		CFU/100 mL	200	283.2	86400	-	14,135.6
5439000	11/19/2001	11.1	11.1	0.2602	2.89	7777	65.9180%	Fecal		CFU/100 mL	200	283.2	86400	-	14,135.6
5439000	1/24/2002	11.1	11.1	0.2602	2.89	7777	65.9180%	Fecal		CFU/100 mL	200	283.2	86400	-	14,135.6
5439000	10/9/2007	11.1	11.1	0.2602	2.89	7777	65.9180%	Fecal		CFU/100 mL	200	283.2	86400	-	14,135.6
5439000	6/21/2012	11.1	11.1	0.2602	2.89	7777	65.9180%	Fecal		CFU/100 mL	200	283.2	86400	-	14,135.6
5439000	2/28/2013	11.1	11.1	0.2602	2.89	7777	65.9180%	Fecal		CFU/100 mL	200	283.2	86400	-	14,135.6
5439000	7/24/2013	11.1	11.1	0.2602	2.89	7777	65.9180%	Fecal		CFU/100 mL	200	283.2	86400	-	14,135.6
5439000	12/12/2014	11.1	11.1	0.2602	2.89	7777	65.9180%	Fecal		CFU/100 mL	200	283.2	86400	-	14,135.6
5439000	12/26/2014	11.1	11.1	0.2602	2.89	7777	65.9180%	Fecal		CFU/100 mL	200	283.2	86400	-	14,135.6
5439000	11/23/2018	11.1	11.1	0.2602	2.89	7777	65.9180%	Fecal		CFU/100 mL	200	283.2	86400	-	14,135.6
5439000	9/9/2019	11.1	11.1	0.2602	2.89	7777	65.9180%	Fecal	708	CFU/100 mL	200	283.2	86400	50,040	14,135.6
5439000	9/9/1990	11	11	0.2602	2.86	7789	66.0197%	Fecal		CFU/100 mL	200	283.2	86400	-	14,008.3
5439000	7/22/1991	11	11	0.2602	2.86	7789	66.0197%	Fecal		CFU/100 mL	200	283.2	86400	-	14,008.3
5439000	9/5/1991	11	11	0.2602	2.86	7789	66.0197%	Fecal		CFU/100 mL	200	283.2	86400	-	14,008.3
5439000	6/19/1992	11	11	0.2602	2.86	7789	66.0197%	Fecal		CFU/100 mL	200	283.2	86400	-	14,008.3
5439000	8/5/1992	11	11	0.2602	2.86	7789	66.0197%	Fecal		CFU/100 mL	200	283.2	86400	-	14,008.3
5439000	10/21/1992	11	11	0.2602	2.86	7789	66.0197%	Fecal		CFU/100 mL	200	283.2	86400	-	14,008.3
5439000	10/13/1994	11	11	0.2602	2.86	7789	66.0197%	Fecal		CFU/100 mL	200	283.2	86400	-	14,008.3
5439000	7/25/1995	11	11	0.2602	2.86	7789	66.0197%	Fecal		CFU/100 mL	200	283.2	86400	-	14,008.3
5439000	8/19/1995	11	11	0.2602	2.86	7789	66.0197%	Fecal		CFU/100 mL	200	283.2	86400	-	14,008.3
5439000	10/7/1995	11	11	0.2602	2.86	7789	66.0197%	Fecal		CFU/100 mL	200	283.2	86400	-	14,008.3
5439000	12/20/1995	11	11	0.2602	2.86	7789	66.0197%	Fecal		CFU/100 mL	200	283.2	86400	-	14,008.3
5439000	12/21/1995	11	11	0.2602	2.86	7789	66.0197%	Fecal		CFU/100 mL	200	283.2	86400	-	14,008.3
5439000	1/15/1996	11	11	0.2602	2.86	7789	66.0197%	Fecal		CFU/100 mL	200	283.2	86400	-	14,008.3
5439000	3/5/1996	11	11	0.2602	2.86	7789	66.0197%	Fecal		CFU/100 mL	200	283.2	86400	-	14,008.3
5439000	3/6/1996	11	11	0.2602	2.86	7789	66.0197%	Fecal		CFU/100 mL	200	283.2	86400	-	14,008.3
5439000	3/13/1996	11	11	0.2602	2.86	7789	66.0197%	Fecal		CFU/100 mL	200	283.2	86400	-	14,008.3
5439000	9/7/1996	11	11	0.2602	2.86	7789	66.0197%	Fecal		CFU/100 mL	200	283.2	86400	-	14,008.3
5439000	7/10/1997	11	11	0.2602	2.86	7789	66.0197%	Fecal		CFU/100 mL	200	283.2	86400	-	14,008.3
5439000	8/16/1997	11	11	0.2602	2.86	7789	66.0197%	Fecal		CFU/100 mL	200	283.2	86400	-	14,008.3
5439000	8/8/1998	11	11	0.2602	2.86	7789	66.0197%	Fecal		CFU/100 mL	200	283.2	86400	-	14,008.3
5439000	12/29/1998	11	11	0.2602	2.86	7789	66.0197%	Fecal		CFU/100 mL	200	283.2	86400	-	14,008.3
5439000	1/20/1999	11	11	0.2602	2.86	7789	66.0197%	Fecal		CFU/100 mL	200	283.2	86400	-	14,008.3
5439000	7/14/1999	11	11	0.2602	2.86	7789	66.0197%	Fecal		CFU/100 mL	200	283.2	86400	-	14,008.3
5439000	10/8/1999	11	11	0.2602	2.86	7789	66.0197%	Fecal		CFU/100 mL	200	283.2	86400	-	14,008.3
5439000	8/12/2000	11	11	0.2602	2.86	7789	66.0197%	Fecal		CFU/100 mL	200	283.2	86400	-	14,008.3
5439000	10/21/2000	11	11	0.2602	2.86	7789	66.0197%	Fecal		CFU/100 mL	200	283.2	86400	-	14,008.3
5439000	10/22/2000	11	11	0.2602	2.86	7789	66.0197%	Fecal		CFU/100 mL	200	283.2	86400	-	14,008.3
5439000	10/24/2000	11	11	0.2602	2.86	7789	66.0197%	Fecal		CFU/100 mL	200	283.2	86400	-	14,008.3
5439000	10/25/2000	11	11	0.2602	2.86	7789	66.0197%	Fecal		CFU/100 mL	200	283.2	86400	-	14,008.3
5439000	10/28/2000	11	11	0.2602	2.86	7789	66.0197%	Fecal		CFU/100 mL	200	283.2	86400	-	14,008.3
5439000	12/17/2000	11	11	0.2602	2.86	7789	66.0197%	Fecal		CFU/100 mL	200	283.2	86400	-	14,008.3
5439000	1/21/2001	11	11	0.2602	2.86	7789	66.0197%	Fecal		CFU/100 mL	200	283.2	86400	-	14,008.3
5439000	7/8/2001	11	11	0.2602	2.86	7789	66.0197%	Fecal		CFU/100 mL	200	283.2	86400	-	14,008.3
5439000	12/16/2004	11	11	0.2602	2.86	7789	66.0197%	Fecal		CFU/100 mL	200	283.2	86400	-	14,008.3
5439000	12/31/2004	11	11	0.2602	2.86	7789	66.0197%	Fecal		CFU/100 mL	200	283.2	86400	-	14,008.3
5439000	10/28/2006	11	11	0.2602	2.86	7789	66.0197%	Fecal		CFU/100 mL	200	283.2	86400	-	14,008.3
5439000	2/5/2009	11	11	0.2602	2.86	7789	66.0197%	Fecal		CFU/100 mL	200	283.2	86400	-	14,008.3
5439000	10/18/2009	11	11	0.2602	2.86	7789	66.0197%	Fecal		CFU/100 mL	200	283.2	86400	-	14,008.3
5439000	7/22/2010	11	11	0.2602	2.86	7789	66.0197%	Fecal		CFU/100 mL	200	283.2	86400	-	14,008.3
5439000	6/7/2014	11	11	0.2602	2.86	7789	66.0197%	Fecal		CFU/100 mL	200	283.2	86400	-	14,008.3
5439000	7/9/2017	11	11	0.2602	2.86	7789	66.0197%	Fecal		CFU/100 mL	200	283.2	86400	-	14,008.3
5439000	10/3/2018	11	11	0.2602	2.86	7789	66.0197%	Fecal		CFU/100 mL	200	283.2	86400	-	14,008.3
5439000	7/28/2019	11	11	0.2602	2.86	7789	66.0197%	Fecal		CFU/100 mL	200	283.2	86400	-	14,008.3
5439000	12/23/2020	11	11	0.2602	2.86	7789	66.0197%	Fecal		CFU/100 mL	200	283.2	86400	-	14,008.3
5439000	3/19/2003	10.9	10.9	0.2602	2.84	7833	66.3926%	Fecal		CFU/100 mL	200	283.2	86400	-	13,880.9
5439000	5/10/2005	10.9	10.9	0.2602	2.84	7833	66.3926%	Fecal		CFU/100 mL	200	283.2	86400	-	13,880.9
5439000	1/30/2007	10.9	10.9	0.2602	2.84	7833	66.3926%	Fecal		CFU/100 mL	200	283.2	86400	-	13,880.9
5439000	2/6/2007	10.9	10.9	0.2602	2.84	7833	66.3926%	Fecal		CFU/100 mL	200	283.2	86400	-	13,880.9
5439000	2/8/2007	10.9	10.9	0.2602	2.84	7833	66.3926%	Fecal		CFU/100 mL	200	283.2	86400	-	13,880.9
5439000	2/10/2007	10.9	10.9	0.2602	2.84	7833	66.3926%	Fecal		CFU/100 mL	200	283.2	86400	-	13,880.9
5439000	2/11/2007	10.9	10.9	0.2602	2.84	7833	66.3926%	Fecal		CFU/100 mL	200	283.2	86400	-	13,880.9
5439000	2/18/2007	10.9	10.9	0.2602	2.84	7833	66.3926%	Fecal		CFU/100 mL	200	283.2	86400	-	13,880.9
5439000	2/19/2007	10.9	10.9	0.2602	2.84	7833	66.3926%	Fecal		CFU/100 mL	200	283.2	86400	-	13,880.9
5439000	2/21/2007	10.9	10.9	0.2602	2.84	7833	66.3926%	Fecal		CFU/100 mL	200	283.2	86400	-	13,880.9
5439000	2/22/2007	10.9	10.9	0.2602	2.84	7833	66.3926%	Fecal		CFU/100 mL	200	283.2	86400	-	13,880.9
5439000	2/23/2007	10.9	10.9	0.2602	2.84	7833	66.3926%	Fecal		CFU/100 mL	200	283.2	86400	-	13,880.9
5439000	10/8/2007	10.9	10.9	0.2602	2.84	7833	66.3926%	Fecal		CFU/100 mL	200	283.2	86400	-	13,880.9
5439000	9/7/2009	10.9	10.9	0.2602	2.84	7833	66.3926%	Fecal		CFU/100 mL	200	283.2	86400	-	13,880.9
5439000	9/14/2014	10.9	10.9	0.2602	2.84	7833	66.3926%	Fecal		CFU/100 mL	200	283.2	86400	-	13,880.9
5439000	10/29/2014	10.9	10.9	0.2602	2.84	7833	66.3926%	Fecal		CFU/100 mL	200	283.2	86400	-	13,880.9
5439000	12/29/2017	10.9	10.9	0.2602	2.84	7833	66.3926%	Fecal		CFU/100 mL	200	283.2	86400	-	13,880.9
5439000	10/30/2018	10.9	10.9	0.2602	2.84	7833	66.3926%	Fecal		CFU/100 mL	200	283.2	86400	-	13,880.9
5439000	7/26/2020	10.9	10.9	0.2602	2.84	7833	66.3926%	Fecal		CFU/100 mL	200	283.2	86400	-	13,880.9
5439000	1/17/2021	10.9	10.9	0.2602	2.84	7833	66.3926%	Fecal		CFU/100 mL	200	283.2	86400	-	13,880.9
5439000	10/18/2001	10.8	10.8	0.2602	2.81	7853	66.5621%	Fecal		CFU/100 mL	200	283.2	86400	-	13,753.6
5439000	1/15/2002	10.8	10.8	0.2602	2.81	7853	66.5621%	Fecal		CFU/100 mL	200	283.2	86400	-	13,753.6
5439000	7/11/2002	10.8	10.8	0.2602	2.81	7853	66.5621%	Fecal		CFU/100 mL	200	283.2	86400	-	13,753.6
5439000	6/24/2003	10.8	10.8	0.2602	2.81	7853	66.5621%	Fecal		CFU/100 mL	200	283.2	86400	-	13,753.6
5439000	6/1/2005	10.8	10.8	0.2602	2.81	7853	66.5621%	Fecal		CFU/100 mL	200	283.2	86400	-	13,753.6
5439000	7/30/2009	10.8	10.8	0.2602	2.81	7853	66.5621%	Fecal		CFU/100 mL	200	283.2	86400	-	13,753.6
5439000	12/27/2014	10.8	10.8	0.2602	2.81	7853	66.5621%	Fecal		CFU/100 mL	200	283.2	86400	-	13,753.6
5439000	11/13/2015	10.8	10.8	0.2602	2.81	7853	66.5621%	Fecal		CFU/100 mL	200	283.2	86400	-	13,753.6
5439000	8/1/1994	10.7	10.7	0.2602	2.78	7861	66.6299%	Fecal		CFU/100 mL	200	283.2	86400	-	13,626.2
5439000	8/26/1994	10.7	10.7	0.2602	2.78	7861	66.6299%	Fecal		CFU/100 mL	200	283.2	86400	-	13,626.2
5439000	6/25/2003	10.7	10.7	0.2602	2.78	7861	66.6299%	Fecal		CFU/100 mL	200	283.2	86400	-	13,626.2
5439000	6/27/2003	10.7	10.7	0.2602	2.78	7861	66.6299%	Fecal		CFU/100 mL	200	283.2	86400	-	13,626.2
5439000	12/19/2003	10.7	10.7	0.2602	2.78	7861	66.6299%	Fecal		CFU/100 mL	200	283.2	86400	-	13,626.2
5439000	10/30/2004	10.7	10.7	0.2602	2.78	7861	66.6299%	Fecal		CFU/100 mL	200	283.2	86400	-	13,626.2
5439000	10/7/2007	10.7	10.7	0.2602	2.78	7861	66.6299%	Fecal		CFU/100 mL	200	283.2	86400	-	13,626.2
5439000	7/6/2008	10.7	10.7	0.2602	2.78	7861	66.6299%	Fecal		CFU/100 mL	200	283.2	86400	-	13,626.2
5439000	2/27/2013	10.7	10.7	0.2602	2.78	7861	66.6299%	Fecal		CFU/100 mL	200	283.2	86400	-	13,626.2
5439000	10/25/2018	10.7	10.7	0.2602	2.78	7861	66.6299%	Fecal		CFU/100 mL	200	283.2	86400	-	13,626.2
5439000	11/22/2018	10.7	10.7	0.2602	2.78	7861	66.6299%	Fecal		CFU/100 mL	200	283.2	86400	-	13,626.2
5439000	12/5/2020	10.7	10.7	0.2602	2.78	7861	66.6299%	Fecal		CFU/100 mL	200	283.2	86400	-	13,626.2
5439000	8/17/1994	10.6	10.6	0.2602	2.76	7873	66.7316%	Fecal		CFU/100 mL	200	283.2	86400	-	13,498.9
5439000	8/18/1994	10.6	10.6	0.2602	2.76	7873	66.7316%	Fecal		CFU/100 mL	200	283.2	86400	-	13,498.9
5439000	11/18/2001	10.6	10.6	0.2602	2.76	7873	66.7316%	Fecal		CFU/100 mL	200	283.2	86400	-	13,498.9
5439000	3/12/2003	10.6	10.6	0.2602	2.76	7873	66.7316%	Fecal		CFU/100 mL	200	283.2	86400	-	13,498.9

Gage ID	Date	Discharge (CFS)	Gage Discharge (less Surrogate NPDES) (CFS)	Watershed Area Ratio	Calculated flow (CFS)	Rank	Flow Exceedance %	Parameter	Results	Units (mg or micro_gram	Limit/Standard	100mL/CF	sec/day	Actual Load (million colonies/day)	Allowable Load (million colonies/day)
5439000	6/7/2005	10.6	10.6	0.2602	2.76	7873	66.7316%	Fecal		CFU/100 mL	200	283.2	86400	-	13,498.9
5439000	3/31/2006	10.6	10.6	0.2602	2.76	7873	66.7316%	Fecal		CFU/100 mL	200	283.2	86400	-	13,498.9
5439000	8/21/2010	10.6	10.6	0.2602	2.76	7873	66.7316%	Fecal		CFU/100 mL	200	283.2	86400	-	13,498.9
5439000	8/10/2014	10.6	10.6	0.2602	2.76	7873	66.7316%	Fecal		CFU/100 mL	200	283.2	86400	-	13,498.9
5439000	12/28/2014	10.6	10.6	0.2602	2.76	7873	66.7316%	Fecal		CFU/100 mL	200	283.2	86400	-	13,498.9
5439000	9/11/2015	10.6	10.6	0.2602	2.76	7873	66.7316%	Fecal		CFU/100 mL	200	283.2	86400	-	13,498.9
5439000	9/1/2018	10.6	10.6	0.2602	2.76	7873	66.7316%	Fecal		CFU/100 mL	200	283.2	86400	-	13,498.9
5439000	3/12/2022	19.7	19.7	0.1459	2.87	7788	66.0112%	Fecal		CFU/100 mL	200	283.2	86400	-	14,068.9
5439000	10/5/2001	10.5	10.5	0.2602	2.73	7884	66.8249%	Fecal		CFU/100 mL	200	283.2	86400	-	13,371.6
5439000	11/20/2001	10.5	10.5	0.2602	2.73	7884	66.8249%	Fecal		CFU/100 mL	200	283.2	86400	-	13,371.6
5439000	10/12/2007	10.5	10.5	0.2602	2.73	7884	66.8249%	Fecal		CFU/100 mL	200	283.2	86400	-	13,371.6
5439000	10/9/2009	10.5	10.5	0.2602	2.73	7884	66.8249%	Fecal		CFU/100 mL	200	283.2	86400	-	13,371.6
5439000	11/5/2011	10.5	10.5	0.2602	2.73	7884	66.8249%	Fecal		CFU/100 mL	200	283.2	86400	-	13,371.6
5439000	6/22/2012	10.5	10.5	0.2602	2.73	7884	66.8249%	Fecal		CFU/100 mL	200	283.2	86400	-	13,371.6
5439000	3/9/2013	10.5	10.5	0.2602	2.73	7884	66.8249%	Fecal		CFU/100 mL	200	283.2	86400	-	13,371.6
5439000	8/24/2013	10.5	10.5	0.2602	2.73	7884	66.8249%	Fecal		CFU/100 mL	200	283.2	86400	-	13,371.6
5439000	7/17/2016	10.5	10.5	0.2602	2.73	7884	66.8249%	Fecal		CFU/100 mL	200	283.2	86400	-	13,371.6
5439000	7/31/2021	10.5	10.5	0.2602	2.73	7884	66.8249%	Fecal		CFU/100 mL	200	283.2	86400	-	13,371.6
5439000	1/31/2006	10.4	10.4	0.2602	2.71	7894	66.9096%	Fecal		CFU/100 mL	200	283.2	86400	-	13,244.2
5439000	2/5/2013	10.4	10.4	0.2602	2.71	7894	66.9096%	Fecal		CFU/100 mL	200	283.2	86400	-	13,244.2
5439000	8/31/2015	10.4	10.4	0.2602	2.71	7894	66.9096%	Fecal		CFU/100 mL	200	283.2	86400	-	13,244.2
5439000	8/14/2017	10.4	10.4	0.2602	2.71	7894	66.9096%	Fecal		CFU/100 mL	200	283.2	86400	-	13,244.2
5439000	8/19/2017	10.4	10.4	0.2602	2.71	7894	66.9096%	Fecal		CFU/100 mL	200	283.2	86400	-	13,244.2
5439000	2/5/2021	10.4	10.4	0.2602	2.71	7894	66.9096%	Fecal		CFU/100 mL	200	283.2	86400	-	13,244.2
5439000	1/25/2022	10.4	10.4	0.2602	2.71	7894	66.9096%	Fecal		CFU/100 mL	200	283.2	86400	-	13,244.2
5439000	1/26/2022	10.4	10.4	0.2602	2.71	7894	66.9096%	Fecal		CFU/100 mL	200	283.2	86400	-	13,244.2
5439000	5/17/1994	10.3	10.3	0.2602	2.68	7902	66.9775%	Fecal		CFU/100 mL	200	283.2	86400	-	13,116.9
5439000	5/26/1994	10.3	10.3	0.2602	2.68	7902	66.9775%	Fecal		CFU/100 mL	200	283.2	86400	-	13,116.9
5439000	6/8/2005	10.3	10.3	0.2602	2.68	7902	66.9775%	Fecal		CFU/100 mL	200	283.2	86400	-	13,116.9
5439000	11/28/2006	10.3	10.3	0.2602	2.68	7902	66.9775%	Fecal		CFU/100 mL	200	283.2	86400	-	13,116.9
5439000	9/8/2009	10.3	10.3	0.2602	2.68	7902	66.9775%	Fecal		CFU/100 mL	200	283.2	86400	-	13,116.9
5439000	10/14/2011	10.3	10.3	0.2602	2.68	7902	66.9775%	Fecal		CFU/100 mL	200	283.2	86400	-	13,116.9
5439000	12/29/2014	10.3	10.3	0.2602	2.68	7902	66.9775%	Fecal		CFU/100 mL	200	283.2	86400	-	13,116.9
5439000	8/7/2015	10.3	10.3	0.2602	2.68	7902	66.9775%	Fecal		CFU/100 mL	200	283.2	86400	-	13,116.9
5439000	11/20/2016	10.3	10.3	0.2602	2.68	7902	66.9775%	Fecal		CFU/100 mL	200	283.2	86400	-	13,116.9
5439000	10/1/2018	10.3	10.3	0.2602	2.68	7902	66.9775%	Fecal		CFU/100 mL	200	283.2	86400	-	13,116.9
5439000	7/30/2019	10.3	10.3	0.2602	2.68	7902	66.9775%	Fecal		CFU/100 mL	200	283.2	86400	-	13,116.9
5439000	1/24/2022	10.3	10.3	0.2602	2.68	7902	66.9775%	Fecal		CFU/100 mL	200	283.2	86400	-	13,116.9
5439000	1/25/2002	10.2	10.2	0.2602	2.65	7914	67.0792%	Fecal		CFU/100 mL	200	283.2	86400	-	12,989.5
5439000	6/2/2005	10.2	10.2	0.2602	2.65	7914	67.0792%	Fecal		CFU/100 mL	200	283.2	86400	-	12,989.5
5439000	7/8/2006	10.2	10.2	0.2602	2.65	7914	67.0792%	Fecal		CFU/100 mL	200	283.2	86400	-	12,989.5
5439000	12/4/2007	10.2	10.2	0.2602	2.65	7914	67.0792%	Fecal		CFU/100 mL	200	283.2	86400	-	12,989.5
5439000	7/31/2009	10.2	10.2	0.2602	2.65	7914	67.0792%	Fecal		CFU/100 mL	200	283.2	86400	-	12,989.5
5439000	9/17/2012	10.2	10.2	0.2602	2.65	7914	67.0792%	Fecal		CFU/100 mL	200	283.2	86400	-	12,989.5
5439000	7/31/2014	10.2	10.2	0.2602	2.65	7914	67.0792%	Fecal		CFU/100 mL	200	283.2	86400	-	12,989.5
5439000	7/16/2016	10.2	10.2	0.2602	2.65	7914	67.0792%	Fecal		CFU/100 mL	200	283.2	86400	-	12,989.5
5439000	8/21/2016	10.2	10.2	0.2602	2.65	7914	67.0792%	Fecal		CFU/100 mL	200	283.2	86400	-	12,989.5
5439000	7/25/2018	10.2	10.2	0.2602	2.65	7914	67.0792%	Fecal		CFU/100 mL	200	283.2	86400	-	12,989.5
5439000	11/3/2018	10.2	10.2	0.2602	2.65	7914	67.0792%	Fecal		CFU/100 mL	200	283.2	86400	-	12,989.5
5439000	8/6/2019	10.2	10.2	0.2602	2.65	7914	67.0792%	Fecal		CFU/100 mL	200	283.2	86400	-	12,989.5
5439000	2/26/2021	10.2	10.2	0.2602	2.65	7914	67.0792%	Fecal		CFU/100 mL	200	283.2	86400	-	12,989.5
5439000	10/12/2021	10.2	10.2	0.2602	2.65	7914	67.0792%	Fecal		CFU/100 mL	200	283.2	86400	-	12,989.5
5439000	8/23/1994	10.1	10.1	0.2602	2.63	7928	67.1978%	Fecal		CFU/100 mL	200	283.2	86400	-	12,862.2
5439000	11/23/2001	10.1	10.1	0.2602	2.63	7928	67.1978%	Fecal		CFU/100 mL	200	283.2	86400	-	12,862.2
5439000	2/2/2002	10.1	10.1	0.2602	2.63	7928	67.1978%	Fecal		CFU/100 mL	200	283.2	86400	-	12,862.2
5439000	2/8/2002	10.1	10.1	0.2602	2.63	7928	67.1978%	Fecal		CFU/100 mL	200	283.2	86400	-	12,862.2
5439000	10/10/2009	10.1	10.1	0.2602	2.63	7928	67.1978%	Fecal		CFU/100 mL	200	283.2	86400	-	12,862.2
5439000	11/7/2011	10.1	10.1	0.2602	2.63	7928	67.1978%	Fecal		CFU/100 mL	200	283.2	86400	-	12,862.2
5439000	6/6/2014	10.1	10.1	0.2602	2.63	7928	67.1978%	Fecal		CFU/100 mL	200	283.2	86400	-	12,862.2
5439000	8/7/2018	10.1	10.1	0.2602	2.63	7928	67.1978%	Fecal		CFU/100 mL	200	283.2	86400	-	12,862.2
5439000	2/12/2022	10.1	10.1	0.2602	2.63	7928	67.1978%	Fecal		CFU/100 mL	200	283.2	86400	-	12,862.2
5439000	7/8/1991	10	10	0.2602	2.60	7937	67.2741%	Fecal		CFU/100 mL	200	283.2	86400	-	12,734.8
5439000	7/12/1992	10	10	0.2602	2.60	7937	67.2741%	Fecal		CFU/100 mL	200	283.2	86400	-	12,734.8
5439000	7/15/1992	10	10	0.2602	2.60	7937	67.2741%	Fecal		CFU/100 mL	200	283.2	86400	-	12,734.8
5439000	10/22/1992	10	10	0.2602	2.60	7937	67.2741%	Fecal		CFU/100 mL	200	283.2	86400	-	12,734.8
5439000	7/27/1995	10	10	0.2602	2.60	7937	67.2741%	Fecal		CFU/100 mL	200	283.2	86400	-	12,734.8
5439000	12/22/1995	10	10	0.2602	2.60	7937	67.2741%	Fecal		CFU/100 mL	200	283.2	86400	-	12,734.8
5439000	1/12/1996	10	10	0.2602	2.60	7937	67.2741%	Fecal		CFU/100 mL	200	283.2	86400	-	12,734.8
5439000	1/13/1996	10	10	0.2602	2.60	7937	67.2741%	Fecal		CFU/100 mL	200	283.2	86400	-	12,734.8
5439000	3/7/1996	10	10	0.2602	2.60	7937	67.2741%	Fecal		CFU/100 mL	200	283.2	86400	-	12,734.8
5439000	10/6/1998	10	10	0.2602	2.60	7937	67.2741%	Fecal		CFU/100 mL	200	283.2	86400	-	12,734.8
5439000	12/30/1998	10	10	0.2602	2.60	7937	67.2741%	Fecal		CFU/100 mL	200	283.2	86400	-	12,734.8
5439000	12/7/1999	10	10	0.2602	2.60	7937	67.2741%	Fecal		CFU/100 mL	200	283.2	86400	-	12,734.8
5439000	7/28/2000	10	10	0.2602	2.60	7937	67.2741%	Fecal		CFU/100 mL	200	283.2	86400	-	12,734.8
5439000	8/13/2000	10	10	0.2602	2.60	7937	67.2741%	Fecal		CFU/100 mL	200	283.2	86400	-	12,734.8
5439000	8/18/2000	10	10	0.2602	2.60	7937	67.2741%	Fecal		CFU/100 mL	200	283.2	86400	-	12,734.8
5439000	9/27/2000	10	10	0.2602	2.60	7937	67.2741%	Fecal		CFU/100 mL	200	283.2	86400	-	12,734.8
5439000	10/23/2000	10	10	0.2602	2.60	7937	67.2741%	Fecal		CFU/100 mL	200	283.2	86400	-	12,734.8
5439000	11/2/2000	10	10	0.2602	2.60	7937	67.2741%	Fecal		CFU/100 mL	200	283.2	86400	-	12,734.8
5439000	12/12/2000	10	10	0.2602	2.60	7937	67.2741%	Fecal		CFU/100 mL	200	283.2	86400	-	12,734.8
5439000	12/16/2000	10	10	0.2602	2.60	7937	67.2741%	Fecal		CFU/100 mL	200	283.2	86400	-	12,734.8
5439000	1/11/2001	10	10	0.2602	2.60	7937	67.2741%	Fecal		CFU/100 mL	200	283.2	86400	-	12,734.8
5439000	1/12/2001	10	10	0.2602	2.60	7937	67.2741%	Fecal		CFU/100 mL	200	283.2	86400	-	12,734.8
5439000	1/13/2001	10	10	0.2602	2.60	7937	67.2741%	Fecal		CFU/100 mL	200	283.2	86400	-	12,734.8
5439000	7/9/2001	10	10	0.2602	2.60	7937	67.2741%	Fecal		CFU/100 mL	200	283.2	86400	-	12,734.8
5439000	12/17/2004	10	10	0.2602	2.60	7937	67.2741%	Fecal		CFU/100 mL	200	283.2	86400	-	12,734.8
5439000	6/3/2005	10	10	0.2602	2.60	7937	67.2741%	Fecal		CFU/100 mL	200	283.2	86400	-	12,734.8
5439000	3/22/2006	10	10	0.2602	2.60	7937	67.2741%	Fecal		CFU/100 mL	200	283.2	86400	-	12,734.8
5439000	10/13/2007	10	10	0.2602	2.60	7937	67.2741%	Fecal		CFU/100 mL	200	283.2	86400	-	12,734.8
5439000	2/2/2011	10	10	0.2602	2.60	7937	67.2741%	Fecal		CFU/100 mL	200	283.2	86400	-	12,734.8
5439000	2/11/2011	10	10	0.2602	2.60	7937	67.2741%	Fecal		CFU/100 mL	200	283.2	86400	-	12,734.8
5439000	8/14/2011	10	10	0.2602	2.60	7937	67.2741%	Fecal		CFU/100 mL	200	283.2	86400	-	12,734.8
5439000	8/27/2011	10	10	0.2602	2.60	7937	67.2741%	Fecal		CFU/100 mL	200	283.2	86400	-	12,734.8
5439000	11/6/2011	10	10	0.2602	2.60	7937	67.2741%	Fecal		CFU/100 mL	200	283.2	86400	-	12,734.8
5439000	11/24/2020	10	10	0.2602	2.60	7937	67.2741%	Fecal		CFU/100 mL	200	283.2	86400	-	12,734.8
5439000	12/12/2021	10	10	0.2602	2.60	7937	67.2741%	Fecal		CFU/100 mL	200	283.2	86400	-	12,734.8
5439000	3/28/2006	9.99	9.99	0.2602	2.60	7972	67.5708%	Fecal		CFU/100 mL	200	283.2	86400	-	12,722.1
5439000	10/10/2007	9.99	9.99	0.2602	2.60	7972	67.5708%	Fecal		CFU/100 mL	200	283.2	86400	-	12,722.1
5439000	8/4/2011	9.99	9.99	0.2602	2.60	7972	67.5708%	Fecal		CFU/100 mL	200	283.2	86400	-	12,722.1
5439000	8/11/2011	9.98	9.98	0.2602	2.60	7975	67.5962%	Fecal		CFU/100 mL	200	283.2	86400	-	12,709.3
5439000	1/12/2014	9.98	9.98	0.2602	2.60	7975	67.5962%	Fecal		CFU/100 mL	200	283.2	86400	-	12,709.3
5439000	8/10/2020	9.98	9.98	0.2602	2.60	7975	67.5962%	Fecal		CFU/100 mL	200	283.2	86400	-	12,709.3
5439000	10/23/2012	9.97	9.97	0.2602	2.59	7978	67.6216%	Fecal		CFU/100 mL	200	283.2	86400	-	12,696.6
5439000	12/30/2014	9.96	9.96	0.2602	2.59	7979	67.6301%	Fecal		CFU/100 mL	200	283.2	86400	-	12,683.9
5439000	11/21/2001	9.95	9.95	0.2602	2.59	7980	67.6386%	Fecal		CFU/100 mL	200	283.2	86400	-	12,671.1
5439000	10/11/2007	9.95	9.95	0.2602	2.59	7980	67.6386%	Fecal		CFU/100 mL	200	283.2	86400	-	12,671.1
5439000	6/9/2005	9.92	9.92	0.2602	2.58	7982	67.6555%	Fecal		CFU/100 mL	200	283.2	86400	-	12,632.9
5439000	12/6/2020	9.91	9.91	0.2602	2.58	7983	67.6640%	Fecal		CFU/100 mL	200	283.2	86400	-	12,620.2
5439000	7/6/1992	9.9	9.9	0.2602	2.58	7984	67.6725%	Fecal		CFU/100 mL	200	283.2	86400	-	12,607.5
5439000	7/11/1997	9.9	9.9	0.2602	2.58	7984	67.6725%	Fecal		CFU/100 mL	200	283.2	86400	-	12,607.5
5439000	12/31/1998	9.9	9.9	0.2602	2.58	7984	67.6725%	Fecal		CFU/100 mL	200	283.2	86400	-	12,607.5
5439000	10/29/2000	9.9	9.9	0.2602	2.58	7984	67.6725%	Fecal		CFU/100 mL	200	283.2	86400	-	12,607.5
5439000	1/22/2001	9.9	9.9	0.2602	2.58	7984	67.6725%	Fecal		CFU/100 mL	200	283.2	86400	-	12,607.5
5439000	9/25/2001	9.9	9.9	0.2602	2.58	7984	67.6725%	Fecal		CFU/100 mL	200	283.2	86400	-	12,607.5
5439000	9/5/2012	9.9	9.9	0.2602	2.58	7984	67.6725%	Fecal		CFU/100 mL	200	283.2	86400	-	12,607.5
5439000	11/19/2004	9.87	9.87	0.2602	2.57	7991	67.7318%	Fecal		CFU/100 mL	200	283.2	86400	-	12,569.3
5439000	11/8/2015	9.87	9.87	0.2602	2.57	7991	67.7318%	Fecal		CFU/100 mL	200	283.2	86400	-	12,569.3
5439000	1/4/2021	9.87	9.87	0.2602	2.57	7991	67.7318%	Fecal		CFU/100 mL	200	283.2	86400	-	12,569.3
5439000	1/23/2022	9.87	9.87	0.2602	2.57	7991	67.7318%	Fecal		CFU/100 mL	200	283.2	86400	-	12,569.3
5439000	10/26/2010	9.84	9.84	0.2602	2.56	7995	67.7657%	Fecal		CFU/100 mL	200	283.2	86400	-	12,531.1
5439000	11/25/2016	9.84	9.84	0.2602	2.56	7995	67.7657%	Fecal		CFU/100 mL	200	283.2	86400	-	12,531.1
5439000	8/15/2017	9.82	9.82	0.2602	2.56	7997	67.7827%	Fecal		CFU/100 mL	200	283.2	86400	-	12,505.6
5439000	10/13/1992	9.8	9.8	0.2602	2.55	7998	67.7912%	Fecal		CFU/100 mL	200	283.2	86400	-	12,480.1
5439000	10/18/1992	9.8	9.8	0.2602	2.55	7998	67.7912%	Fecal		CFU/100 mL	200	283.2	86400	-	12,480.1
5439000	10/14/1994	9.8	9.8	0.2602	2.55	7998	67.7912%	Fecal		CFU/100 mL	200	283.2	86400	-	12,480.1

Gage ID	Date	Discharge (CFS)	Gage Discharge (less Surrogate NPDES) (CFS)	Watershed Area Ratio	Calculated flow (CFS)	Rank	Flow Exceedance %	Parameter	Results	Units (mg or micro_gram	Limit/Standard	100mL/CF	sec/day	Actual Load (million colonies/day)	Allowable Load (million colonies/day)
5439000	10/15/1994	9.8	9.8	0.2602	2.55	7998	67.7912%	Fecal		CFU/100 mL	200	283.2	86400	-	12,480.1
5439000	1/11/1996	9.8	9.8	0.2602	2.55	7998	67.7912%	Fecal		CFU/100 mL	200	283.2	86400	-	12,480.1
5439000	1/14/1996	9.8	9.8	0.2602	2.55	7998	67.7912%	Fecal		CFU/100 mL	200	283.2	86400	-	12,480.1
5439000	7/29/2000	9.8	9.8	0.2602	2.55	7998	67.7912%	Fecal		CFU/100 mL	200	283.2	86400	-	12,480.1
5439000	7/30/2000	9.8	9.8	0.2602	2.55	7998	67.7912%	Fecal		CFU/100 mL	200	283.2	86400	-	12,480.1
5439000	12/15/2000	9.8	9.8	0.2602	2.55	7998	67.7912%	Fecal		CFU/100 mL	200	283.2	86400	-	12,480.1
5439000	7/19/2004	9.8	9.8	0.2602	2.55	7998	67.7912%	Fecal		CFU/100 mL	200	283.2	86400	-	12,480.1
5439000	8/7/2011	9.76	9.76	0.2602	2.54	8008	67.8759%	Fecal		CFU/100 mL	200	283.2	86400	-	12,429.2
5439000	10/5/2014	9.76	9.76	0.2602	2.54	8008	67.8759%	Fecal		CFU/100 mL	200	283.2	86400	-	12,429.2
5439000	4/4/2003	9.75	9.75	0.2602	2.54	8010	67.8929%	Fecal		CFU/100 mL	200	283.2	86400	-	12,416.4
5439000	10/3/2011	9.73	9.73	0.2602	2.53	8011	67.9013%	Fecal		CFU/100 mL	200	283.2	86400	-	12,391.0
5439000	7/26/2013	9.73	9.73	0.2602	2.53	8011	67.9013%	Fecal		CFU/100 mL	200	283.2	86400	-	12,391.0
5439000	12/14/2014	9.73	9.73	0.2602	2.53	8011	67.9013%	Fecal		CFU/100 mL	200	283.2	86400	-	12,391.0
5439000	5/21/1994	9.72	9.72	0.2602	2.53	8014	67.9268%	Fecal		CFU/100 mL	200	283.2	86400	-	12,378.2
5439000	5/18/1994	9.71	9.71	0.2602	2.53	8015	67.9352%	Fecal		CFU/100 mL	200	283.2	86400	-	12,365.5
5439000	12/5/2004	9.71	9.71	0.2602	2.53	8015	67.9352%	Fecal		CFU/100 mL	200	283.2	86400	-	12,365.5
5439000	11/5/1991	9.7	9.7	0.2602	2.52	8018	67.9607%	Fecal		CFU/100 mL	200	283.2	86400	-	12,352.8
5439000	10/5/2009	9.7	9.7	0.2602	2.52	8018	67.9607%	Fecal		CFU/100 mL	200	283.2	86400	-	12,352.8
5439000	8/30/2014	9.7	9.7	0.2602	2.52	8018	67.9607%	Fecal		CFU/100 mL	200	283.2	86400	-	12,352.8
5439000	7/21/2011	9.69	9.69	0.2602	2.52	8021	67.9861%	Fecal		CFU/100 mL	200	283.2	86400	-	12,340.0
5439000	2/25/2021	9.68	9.68	0.2602	2.52	8022	67.9946%	Fecal		CFU/100 mL	200	283.2	86400	-	12,327.3
5439000	12/3/2004	9.67	9.67	0.2602	2.52	8023	68.0031%	Fecal		CFU/100 mL	200	283.2	86400	-	12,314.6
5439000	11/13/2006	9.67	9.67	0.2602	2.52	8023	68.0031%	Fecal		CFU/100 mL	200	283.2	86400	-	12,314.6
5439000	7/8/2012	9.67	9.67	0.2602	2.52	8023	68.0031%	Fecal		CFU/100 mL	200	283.2	86400	-	12,314.6
5439000	12/31/2014	9.67	9.67	0.2602	2.52	8023	68.0031%	Fecal		CFU/100 mL	200	283.2	86400	-	12,314.6
5439000	10/27/2007	9.66	9.66	0.2602	2.51	8027	68.0370%	Fecal		CFU/100 mL	200	283.2	86400	-	12,301.8
5439000	7/24/1994	9.65	9.65	0.2602	2.51	8028	68.0454%	Fecal		CFU/100 mL	200	283.2	86400	-	12,289.1
5439000	7/8/2007	9.65	9.65	0.2602	2.51	8028	68.0454%	Fecal		CFU/100 mL	200	283.2	86400	-	12,289.1
5439000	10/21/2007	9.64	9.64	0.2602	2.51	8030	68.0624%	Fecal		CFU/100 mL	200	283.2	86400	-	12,276.4
5439000	6/23/2012	9.64	9.64	0.2602	2.51	8030	68.0624%	Fecal		CFU/100 mL	200	283.2	86400	-	12,276.4
5439000	8/25/2014	9.64	9.64	0.2602	2.51	8030	68.0624%	Fecal		CFU/100 mL	200	283.2	86400	-	12,276.4
5439000	9/24/2016	9.63	9.63	0.2602	2.51	8033	68.0878%	Fecal		CFU/100 mL	200	283.2	86400	-	12,263.6
5439000	1/26/2002	9.61	9.61	0.2602	2.50	8034	68.0963%	Fecal		CFU/100 mL	200	283.2	86400	-	12,238.2
5439000	1/22/2022	9.61	9.61	0.2602	2.50	8034	68.0963%	Fecal		CFU/100 mL	200	283.2	86400	-	12,238.2
5439000	10/19/1992	9.6	9.6	0.2602	2.50	8036	68.1132%	Fecal		CFU/100 mL	200	283.2	86400	-	12,225.4
5439000	3/14/1996	9.6	9.6	0.2602	2.50	8036	68.1132%	Fecal		CFU/100 mL	200	283.2	86400	-	12,225.4
5439000	9/10/1996	9.6	9.6	0.2602	2.50	8036	68.1132%	Fecal		CFU/100 mL	200	283.2	86400	-	12,225.4
5439000	1/16/1999	9.6	9.6	0.2602	2.50	8036	68.1132%	Fecal		CFU/100 mL	200	283.2	86400	-	12,225.4
5439000	1/17/1999	9.6	9.6	0.2602	2.50	8036	68.1132%	Fecal		CFU/100 mL	200	283.2	86400	-	12,225.4
5439000	1/18/1999	9.6	9.6	0.2602	2.50	8036	68.1132%	Fecal		CFU/100 mL	200	283.2	86400	-	12,225.4
5439000	1/19/1999	9.6	9.6	0.2602	2.50	8036	68.1132%	Fecal		CFU/100 mL	200	283.2	86400	-	12,225.4
5439000	10/31/2000	9.6	9.6	0.2602	2.50	8036	68.1132%	Fecal		CFU/100 mL	200	283.2	86400	-	12,225.4
5439000	12/14/2000	9.6	9.6	0.2602	2.50	8036	68.1132%	Fecal		CFU/100 mL	200	283.2	86400	-	12,225.4
5439000	12/18/2000	9.6	9.6	0.2602	2.50	8036	68.1132%	Fecal		CFU/100 mL	200	283.2	86400	-	12,225.4
5439000	1/23/2001	9.6	9.6	0.2602	2.50	8036	68.1132%	Fecal		CFU/100 mL	200	283.2	86400	-	12,225.4
5439000	1/24/2001	9.6	9.6	0.2602	2.50	8036	68.1132%	Fecal		CFU/100 mL	200	283.2	86400	-	12,225.4
5439000	2/3/2002	9.6	9.6	0.2602	2.50	8036	68.1132%	Fecal		CFU/100 mL	200	283.2	86400	-	12,225.4
5439000	1/21/2002	9.58	9.58	0.2602	2.49	8049	68.2234%	Fecal		CFU/100 mL	200	283.2	86400	-	12,200.0
5439000	12/28/2003	9.58	9.58	0.2602	2.49	8049	68.2234%	Fecal		CFU/100 mL	200	283.2	86400	-	12,200.0
5439000	9/9/2009	9.58	9.58	0.2602	2.49	8049	68.2234%	Fecal		CFU/100 mL	200	283.2	86400	-	12,200.0
5439000	9/18/2006	9.57	9.57	0.2602	2.49	8052	68.2489%	Fecal		CFU/100 mL	200	283.2	86400	-	12,187.2
5439000	9/22/2015	9.56	9.56	0.2602	2.49	8053	68.2573%	Fecal		CFU/100 mL	200	283.2	86400	-	12,174.5
5439000	1/27/2022	9.56	9.56	0.2602	2.49	8053	68.2573%	Fecal		CFU/100 mL	200	283.2	86400	-	12,174.5
5439000	5/22/1994	9.52	9.52	0.2602	2.48	8055	68.2743%	Fecal		CFU/100 mL	200	283.2	86400	-	12,123.5
5439000	1/31/2002	9.52	9.52	0.2602	2.48	8055	68.2743%	Fecal		CFU/100 mL	200	283.2	86400	-	12,123.5
5439000	11/22/2001	9.51	9.51	0.2602	2.47	8057	68.2912%	Fecal		CFU/100 mL	200	283.2	86400	-	12,110.8
5439000	11/7/2020	9.51	9.51	0.2602	2.47	8057	68.2912%	Fecal		CFU/100 mL	200	283.2	86400	-	12,110.8
5439000	9/15/1991	9.5	9.5	0.2602	2.47	8059	68.3082%	Fecal		CFU/100 mL	200	283.2	86400	-	12,098.1
5439000	10/20/1992	9.5	9.5	0.2602	2.47	8059	68.3082%	Fecal		CFU/100 mL	200	283.2	86400	-	12,098.1
5439000	1/1/1996	9.5	9.5	0.2602	2.47	8059	68.3082%	Fecal		CFU/100 mL	200	283.2	86400	-	12,098.1
5439000	2/20/1996	9.5	9.5	0.2602	2.47	8059	68.3082%	Fecal		CFU/100 mL	200	283.2	86400	-	12,098.1
5439000	3/8/1996	9.5	9.5	0.2602	2.47	8059	68.3082%	Fecal		CFU/100 mL	200	283.2	86400	-	12,098.1
5439000	4/12/1996	9.5	9.5	0.2602	2.47	8059	68.3082%	Fecal		CFU/100 mL	200	283.2	86400	-	12,098.1
5439000	1/1/1999	9.5	9.5	0.2602	2.47	8059	68.3082%	Fecal		CFU/100 mL	200	283.2	86400	-	12,098.1
5439000	1/8/1999	9.5	9.5	0.2602	2.47	8059	68.3082%	Fecal		CFU/100 mL	200	283.2	86400	-	12,098.1
5439000	1/9/1999	9.5	9.5	0.2602	2.47	8059	68.3082%	Fecal		CFU/100 mL	200	283.2	86400	-	12,098.1
5439000	1/10/1999	9.5	9.5	0.2602	2.47	8059	68.3082%	Fecal		CFU/100 mL	200	283.2	86400	-	12,098.1
5439000	1/11/1999	9.5	9.5	0.2602	2.47	8059	68.3082%	Fecal		CFU/100 mL	200	283.2	86400	-	12,098.1
5439000	1/12/1999	9.5	9.5	0.2602	2.47	8059	68.3082%	Fecal		CFU/100 mL	200	283.2	86400	-	12,098.1
5439000	1/13/1999	9.5	9.5	0.2602	2.47	8059	68.3082%	Fecal		CFU/100 mL	200	283.2	86400	-	12,098.1
5439000	1/14/1999	9.5	9.5	0.2602	2.47	8059	68.3082%	Fecal		CFU/100 mL	200	283.2	86400	-	12,098.1
5439000	1/15/1999	9.5	9.5	0.2602	2.47	8059	68.3082%	Fecal		CFU/100 mL	200	283.2	86400	-	12,098.1
5439000	7/15/1999	9.5	9.5	0.2602	2.47	8059	68.3082%	Fecal		CFU/100 mL	200	283.2	86400	-	12,098.1
5439000	7/17/1999	9.5	9.5	0.2602	2.47	8059	68.3082%	Fecal		CFU/100 mL	200	283.2	86400	-	12,098.1
5439000	10/30/2000	9.5	9.5	0.2602	2.47	8059	68.3082%	Fecal		CFU/100 mL	200	283.2	86400	-	12,098.1
5439000	12/13/2000	9.5	9.5	0.2602	2.47	8059	68.3082%	Fecal		CFU/100 mL	200	283.2	86400	-	12,098.1
5439000	1/8/2001	9.5	9.5	0.2602	2.47	8059	68.3082%	Fecal		CFU/100 mL	200	283.2	86400	-	12,098.1
5439000	2/6/2011	9.5	9.5	0.2602	2.47	8059	68.3082%	Fecal		CFU/100 mL	200	283.2	86400	-	12,098.1
5439000	11/12/2006	9.49	9.49	0.2602	2.47	8080	68.4862%	Fecal		CFU/100 mL	200	283.2	86400	-	12,085.3
5439000	8/22/2010	9.49	9.49	0.2602	2.47	8080	68.4862%	Fecal		CFU/100 mL	200	283.2	86400	-	12,085.3
5439000	1/22/2002	9.48	9.48	0.2602	2.47	8082	68.5031%	Fecal		CFU/100 mL	200	283.2	86400	-	12,072.6
5439000	5/20/1994	9.47	9.47	0.2602	2.46	8083	68.5116%	Fecal		CFU/100 mL	200	283.2	86400	-	12,059.9
5439000	8/1/2008	9.47	9.47	0.2602	2.46	8083	68.5116%	Fecal		CFU/100 mL	200	283.2	86400	-	12,059.9
5439000	8/13/2014	9.47	9.47	0.2602	2.46	8083	68.5116%	Fecal		CFU/100 mL	200	283.2	86400	-	12,059.9
5439000	10/30/2006	9.46	9.46	0.2602	2.46	8086	68.5370%	Fecal		CFU/100 mL	200	283.2	86400	-	12,047.1
5439000	8/23/2009	9.46	9.46	0.2602	2.46	8086	68.5370%	Fecal		CFU/100 mL	200	283.2	86400	-	12,047.1
5439000	11/6/2020	9.46	9.46	0.2602	2.46	8086	68.5370%	Fecal		CFU/100 mL	200	283.2	86400	-	12,047.1
5439000	1/1/2015	9.45	9.45	0.2602	2.46	8089	68.5625%	Fecal		CFU/100 mL	200	283.2	86400	-	12,034.4
5439000	12/30/2017	9.45	9.45	0.2602	2.46	8089	68.5625%	Fecal		CFU/100 mL	200	283.2	86400	-	12,034.4
5439000	10/31/2021	9.45	9.45	0.2602	2.46	8089	68.5625%	Fecal		CFU/100 mL	200	283.2	86400	-	12,034.4
5439000	9/10/1990	9.4	9.4	0.2602	2.45	8092	68.5879%	Fecal		CFU/100 mL	200	283.2	86400	-	11,970.7
5439000	10/14/1992	9.4	9.4	0.2602	2.45	8092	68.5879%	Fecal		CFU/100 mL	200	283.2	86400	-	11,970.7
5439000	10/16/1994	9.4	9.4	0.2602	2.45	8092	68.5879%	Fecal		CFU/100 mL	200	283.2	86400	-	11,970.7
5439000	12/31/1995	9.4	9.4	0.2602	2.45	8092	68.5879%	Fecal		CFU/100 mL	200	283.2	86400	-	11,970.7
5439000	4/13/1996	9.4	9.4	0.2602	2.45	8092	68.5879%	Fecal		CFU/100 mL	200	283.2	86400	-	11,970.7
5439000	4/14/1996	9.4	9.4	0.2602	2.45	8092	68.5879%	Fecal		CFU/100 mL	200	283.2	86400	-	11,970.7
5439000	11/1/2000	9.4	9.4	0.2602	2.45	8092	68.5879%	Fecal		CFU/100 mL	200	283.2	86400	-	11,970.7
5439000	1/7/2001	9.4	9.4	0.2602	2.45	8092	68.5879%	Fecal		CFU/100 mL	200	283.2	86400	-	11,970.7
5439000	1/13/2018	9.4	9.4	0.2602	2.45	8092	68.5879%	Fecal		CFU/100 mL	200	283.2	86400	-	11,970.7
5439000	7/25/2013	9.38	9.38	0.2602	2.44	8101	68.6642%	Fecal		CFU/100 mL	200	283.2	86400	-	11,945.3
5439000	11/8/2013	9.37	9.37	0.2602	2.44	8102	68.6727%	Fecal		CFU/100 mL	200	283.2	86400	-	11,932.5
5439000	11/21/2016	9.36	9.36	0.2602	2.44	8103	68.6811%	Fecal		CFU/100 mL	200	283.2	86400	-	11,919.8
5439000	7/20/2012	9.35	9.35	0.2602	2.43	8104	68.6896%	Fecal		CFU/100 mL	200	283.2	86400	-	11,907.0
5439000	8/1/2009	9.33	9.33	0.2602	2.43	8105	68.6981%	Fecal		CFU/100 mL	200	283.2	86400	-	11,881.6
5439000	6/20/1992	9.3	9.3	0.2602	2.42	8106	68.7066%	Fecal		CFU/100 mL	200	283.2	86400	-	11,843.4
5439000	10/24/1992	9.3	9.3	0.2602	2.42	8106	68.7066%	Fecal		CFU/100 mL	200	283.2	86400	-	11,843.4
5439000	10/24/1995	9.3	9.3	0.2602	2.42	8106	68.7066%	Fecal		CFU/100 mL	200	283.2	86400	-	11,843.4
5439000	12/23/1995	9.3	9.3	0.2602	2.42	8106	68.7066%	Fecal		CFU/100 mL	200	283.2	86400	-	11,843.4
5439000	7/26/1998	9.3	9.3	0.2602	2.42	8106	68.7066%	Fecal		CFU/100 mL	200	283.2	86400	-	11,843.4
5439000	1/9/2001	9.3	9.3	0.2602	2.42	8106	68.7066%	Fecal		CFU/100 mL	200	283.2	86400	-	11,843.4
5439000	10/11/2009	9.3	9.3	0.2602	2.42	8106	68.7066%	Fecal		CFU/100 mL	200	283.2	86400	-	11,843.4
5439000	8/10/2009	9.27	9.27	0.2602	2.41	8113	68.7659%	Fecal		CFU/100 mL	200	283.2	86400	-	11,805.2
5439000	10/14/2021	9.27	9.27	0.2602	2.41	8113	68.7659%	Fecal		CFU/100 mL	200	283.2	86400	-	11,805.2
5439000	3/1/2013	9.26	9.26	0.2602	2.41	8115	68.7828%	Fecal		CFU/100 mL	200	283.2	86400	-	11,792.4
5439000	8/11/2021	9.26	9.26	0.2602	2.41	8115	68.7828%	Fecal		CFU/100 mL	200	283.2	86400	-	11,792.4
5439000	8/2/1994	9.25	9.25	0.2602	2.41	8117	68.7998%	Fecal		CFU/100 mL	200	283.2	86400	-	11,779.7
5439000	8/7/2008	9.25	9.25	0.2602	2.41	8117	68.7998%	Fecal		CFU/100 mL	200	283.2	86400	-	11,779.7
5439000	11/5/2014	9.25	9.25	0.2602	2.41	8117	68.7998%	Fecal		CFU/100 mL	200	283.2	86400	-	11,779.7
5439000	3/14/2022	17.3	17.3	0.1459	2.52	8017	67.9522%	Fecal		CFU/100 mL	200	283.2	86400	-	12,354.9
5439000	4/5/2003	9.24	9.24	0.2602	2.40	8120	68.8252%	Fecal		CFU/100 mL	200	283.2	86400	-	11,767.0
5439000	12/13/2014	9.24	9.24	0.2602	2.40	8120	68.8252%	Fecal		CFU/100 mL	200	283.2	86400	-	11,767.0
5439000	9/7/2016	9.24	9.24	0.2602	2.40	8120	68.8252%	Fecal		CFU/100 mL	200	283.2	86400	-	11,767.0
5439000	11/27/2016	9.24	9.24	0.2602	2.40	8120	68.8252%	Fecal		CFU/100 mL	200	283.2	86400	-	11,767.0
5439000	8/2/2009	9.23	9.23	0.2602	2.40	8124	68.8591%	Fecal		CFU/100 mL	200	283.2	86400	-	11,754.2
5439000	9/1/2013	9.22	9.22	0.2602	2.40	8125	68.8676%	Fecal		CFU/100 mL	200	283.2	86400	-	11,741.5

Gage ID	Date	Discharge (CFS)	Gage Discharge (less Surrogate NPDES) (CFS)	Watershed Area Ratio	Calculated flow (CFS)	Rank	Flow Exceedance %	Parameter	Results	Units (mg or micro_gram	Limit/Standard	100mL/CF	sec/day	Actual Load (million colonies/day)	Allowable Load (million colonies/day)
5439000	8/3/2014	9.21	9.21	0.2602	2.40	8126	68.8761%	Fecal		CFU/100 mL	200	283.2	86400	-	11,728.8
5439000	10/7/1991	9.2	9.2	0.2602	2.39	8127	68.8846%	Fecal		CFU/100 mL	200	283.2	86400	-	11,716.0
5439000	7/13/1992	9.2	9.2	0.2602	2.39	8127	68.8846%	Fecal		CFU/100 mL	200	283.2	86400	-	11,716.0
5439000	7/29/1992	9.2	9.2	0.2602	2.39	8127	68.8846%	Fecal		CFU/100 mL	200	283.2	86400	-	11,716.0
5439000	2/21/1996	9.2	9.2	0.2602	2.39	8127	68.8846%	Fecal		CFU/100 mL	200	283.2	86400	-	11,716.0
5439000	4/4/1996	9.2	9.2	0.2602	2.39	8127	68.8846%	Fecal		CFU/100 mL	200	283.2	86400	-	11,716.0
5439000	7/19/1999	9.2	9.2	0.2602	2.39	8127	68.8846%	Fecal		CFU/100 mL	200	283.2	86400	-	11,716.0
5439000	12/31/2017	9.2	9.2	0.2602	2.39	8127	68.8846%	Fecal		CFU/100 mL	200	283.2	86400	-	11,716.0
5439000	6/10/2005	9.19	9.19	0.2602	2.39	8134	68.9439%	Fecal		CFU/100 mL	200	283.2	86400	-	11,703.3
5439000	1/27/2002	9.18	9.18	0.2602	2.39	8135	68.9524%	Fecal		CFU/100 mL	200	283.2	86400	-	11,690.6
5439000	1/29/2009	9.18	9.18	0.2602	2.39	8135	68.9524%	Fecal		CFU/100 mL	200	283.2	86400	-	11,690.6
5439000	2/3/2009	9.18	9.18	0.2602	2.39	8135	68.9524%	Fecal		CFU/100 mL	200	283.2	86400	-	11,690.6
5439000	10/6/2009	9.18	9.18	0.2602	2.39	8135	68.9524%	Fecal		CFU/100 mL	200	283.2	86400	-	11,690.6
5439000	7/17/2017	9.18	9.18	0.2602	2.39	8135	68.9524%	Fecal		CFU/100 mL	200	283.2	86400	-	11,690.6
5439000	1/2/2015	9.16	9.16	0.2602	2.38	8140	68.9947%	Fecal		CFU/100 mL	200	283.2	86400	-	11,665.1
5439000	1/1/2018	9.16	9.16	0.2602	2.38	8140	68.9947%	Fecal		CFU/100 mL	200	283.2	86400	-	11,665.1
5439000	2/3/2018	9.16	9.16	0.2602	2.38	8140	68.9947%	Fecal		CFU/100 mL	200	283.2	86400	-	11,665.1
5439000	8/14/2015	9.15	9.15	0.2602	2.38	8143	69.0202%	Fecal		CFU/100 mL	200	283.2	86400	-	11,652.4
5439000	8/20/2015	9.15	9.15	0.2602	2.38	8143	69.0202%	Fecal		CFU/100 mL	200	283.2	86400	-	11,652.4
5439000	2/7/2018	9.14	9.14	0.2602	2.38	8145	69.0371%	Fecal		CFU/100 mL	200	283.2	86400	-	11,639.6
5439000	1/28/2002	9.13	9.13	0.2602	2.38	8146	69.0456%	Fecal		CFU/100 mL	200	283.2	86400	-	11,626.9
5439000	9/4/2010	9.13	9.13	0.2602	2.38	8146	69.0456%	Fecal		CFU/100 mL	200	283.2	86400	-	11,626.9
5439000	1/21/2022	9.13	9.13	0.2602	2.38	8146	69.0456%	Fecal		CFU/100 mL	200	283.2	86400	-	11,626.9
5439000	12/4/2004	9.11	9.11	0.2602	2.37	8149	69.0710%	Fecal		CFU/100 mL	200	283.2	86400	-	11,601.4
5439000	10/16/2011	9.11	9.11	0.2602	2.37	8149	69.0710%	Fecal		CFU/100 mL	200	283.2	86400	-	11,601.4
5439000	10/26/2020	9.11	9.11	0.2602	2.37	8149	69.0710%	Fecal		CFU/100 mL	200	283.2	86400	-	11,601.4
5439000	10/25/1992	9.1	9.1	0.2602	2.37	8152	69.0965%	Fecal		CFU/100 mL	200	283.2	86400	-	11,588.7
5439000	12/27/1995	9.1	9.1	0.2602	2.37	8152	69.0965%	Fecal		CFU/100 mL	200	283.2	86400	-	11,588.7
5439000	12/30/1995	9.1	9.1	0.2602	2.37	8152	69.0965%	Fecal		CFU/100 mL	200	283.2	86400	-	11,588.7
5439000	12/1/1996	9.1	9.1	0.2602	2.37	8152	69.0965%	Fecal		CFU/100 mL	200	283.2	86400	-	11,588.7
5439000	1/7/1999	9.1	9.1	0.2602	2.37	8152	69.0965%	Fecal		CFU/100 mL	200	283.2	86400	-	11,588.7
5439000	8/14/2000	9.1	9.1	0.2602	2.37	8152	69.0965%	Fecal		CFU/100 mL	200	283.2	86400	-	11,588.7
5439000	1/10/2001	9.1	9.1	0.2602	2.37	8152	69.0965%	Fecal		CFU/100 mL	200	283.2	86400	-	11,588.7
5439000	1/25/2001	9.1	9.1	0.2602	2.37	8152	69.0965%	Fecal		CFU/100 mL	200	283.2	86400	-	11,588.7
5439000	9/6/2016	9.1	9.1	0.2602	2.37	8152	69.0965%	Fecal		CFU/100 mL	200	283.2	86400	-	11,588.7
5439000	5/19/1994	9.09	9.09	0.2602	2.37	8161	69.1727%	Fecal		CFU/100 mL	200	283.2	86400	-	11,575.9
5439000	7/21/2003	9.09	9.09	0.2602	2.37	8161	69.1727%	Fecal		CFU/100 mL	200	283.2	86400	-	11,575.9
5439000	10/15/2011	9.09	9.09	0.2602	2.37	8161	69.1727%	Fecal		CFU/100 mL	200	283.2	86400	-	11,575.9
5439000	9/14/2020	9.09	9.09	0.2602	2.37	8161	69.1727%	Fecal		CFU/100 mL	200	283.2	86400	-	11,575.9
5439000	1/31/2007	9.07	9.07	0.2602	2.36	8165	69.2066%	Fecal		CFU/100 mL	200	283.2	86400	-	11,550.5
5439000	2/1/2007	9.07	9.07	0.2602	2.36	8165	69.2066%	Fecal		CFU/100 mL	200	283.2	86400	-	11,550.5
5439000	2/2/2007	9.07	9.07	0.2602	2.36	8165	69.2066%	Fecal		CFU/100 mL	200	283.2	86400	-	11,550.5
5439000	2/12/2007	9.07	9.07	0.2602	2.36	8165	69.2066%	Fecal		CFU/100 mL	200	283.2	86400	-	11,550.5
5439000	2/14/2007	9.07	9.07	0.2602	2.36	8165	69.2066%	Fecal		CFU/100 mL	200	283.2	86400	-	11,550.5
5439000	2/16/2007	9.07	9.07	0.2602	2.36	8165	69.2066%	Fecal		CFU/100 mL	200	283.2	86400	-	11,550.5
5439000	2/17/2007	9.07	9.07	0.2602	2.36	8165	69.2066%	Fecal		CFU/100 mL	200	283.2	86400	-	11,550.5
5439000	1/15/2014	9.07	9.07	0.2602	2.36	8165	69.2066%	Fecal		CFU/100 mL	200	283.2	86400	-	11,550.5
5439000	6/10/2014	9.05	9.05	0.2602	2.36	8173	69.2745%	Fecal		CFU/100 mL	200	283.2	86400	-	11,525.0
5439000	1/16/2002	9.03	9.03	0.2602	2.35	8174	69.2829%	Fecal		CFU/100 mL	200	283.2	86400	-	11,499.5
5439000	11/11/2014	9.03	9.03	0.2602	2.35	8174	69.2829%	Fecal		CFU/100 mL	200	283.2	86400	-	11,499.5
5439000	2/4/2018	9.02	9.02	0.2602	2.35	8176	69.2999%	Fecal		CFU/100 mL	200	283.2	86400	-	11,486.8
5439000	2/5/2018	9.02	9.02	0.2602	2.35	8176	69.2999%	Fecal		CFU/100 mL	200	283.2	86400	-	11,486.8
5439000	2/6/2018	9.02	9.02	0.2602	2.35	8176	69.2999%	Fecal		CFU/100 mL	200	283.2	86400	-	11,486.8
5439000	11/9/2015	9.01	9.01	0.2602	2.34	8179	69.3253%	Fecal		CFU/100 mL	200	283.2	86400	-	11,474.1
5439000	11/7/1991	9	9	0.2602	2.34	8180	69.3338%	Fecal		CFU/100 mL	200	283.2	86400	-	11,461.3
5439000	7/4/1992	9	9	0.2602	2.34	8180	69.3338%	Fecal		CFU/100 mL	200	283.2	86400	-	11,461.3
5439000	12/28/1995	9	9	0.2602	2.34	8180	69.3338%	Fecal		CFU/100 mL	200	283.2	86400	-	11,461.3
5439000	12/29/1995	9	9	0.2602	2.34	8180	69.3338%	Fecal		CFU/100 mL	200	283.2	86400	-	11,461.3
5439000	1/10/1996	9	9	0.2602	2.34	8180	69.3338%	Fecal		CFU/100 mL	200	283.2	86400	-	11,461.3
5439000	1/27/1996	9	9	0.2602	2.34	8180	69.3338%	Fecal		CFU/100 mL	200	283.2	86400	-	11,461.3
5439000	1/2/1999	9	9	0.2602	2.34	8180	69.3338%	Fecal		CFU/100 mL	200	283.2	86400	-	11,461.3
5439000	7/27/1999	9	9	0.2602	2.34	8180	69.3338%	Fecal		CFU/100 mL	200	283.2	86400	-	11,461.3
5439000	12/19/2000	9	9	0.2602	2.34	8180	69.3338%	Fecal		CFU/100 mL	200	283.2	86400	-	11,461.3
5439000	12/20/2000	9	9	0.2602	2.34	8180	69.3338%	Fecal		CFU/100 mL	200	283.2	86400	-	11,461.3
5439000	1/4/2001	9	9	0.2602	2.34	8180	69.3338%	Fecal		CFU/100 mL	200	283.2	86400	-	11,461.3
5439000	1/5/2001	9	9	0.2602	2.34	8180	69.3338%	Fecal		CFU/100 mL	200	283.2	86400	-	11,461.3
5439000	1/6/2001	9	9	0.2602	2.34	8180	69.3338%	Fecal		CFU/100 mL	200	283.2	86400	-	11,461.3
5439000	1/27/2001	9	9	0.2602	2.34	8180	69.3338%	Fecal		CFU/100 mL	200	283.2	86400	-	11,461.3
5439000	2/4/2002	9	9	0.2602	2.34	8180	69.3338%	Fecal		CFU/100 mL	200	283.2	86400	-	11,461.3
5439000	9/6/2006	9	9	0.2602	2.34	8180	69.3338%	Fecal		CFU/100 mL	200	283.2	86400	-	11,461.3
5439000	2/5/2011	9	9	0.2602	2.34	8180	69.3338%	Fecal		CFU/100 mL	200	283.2	86400	-	11,461.3
5439000	2/7/2011	9	9	0.2602	2.34	8180	69.3338%	Fecal		CFU/100 mL	200	283.2	86400	-	11,461.3
5439000	2/25/2013	9	9	0.2602	2.34	8180	69.3338%	Fecal		CFU/100 mL	200	283.2	86400	-	11,461.3
5439000	2/26/2013	9	9	0.2602	2.34	8180	69.3338%	Fecal		CFU/100 mL	200	283.2	86400	-	11,461.3
5439000	8/12/2015	9	9	0.2602	2.34	8180	69.3338%	Fecal		CFU/100 mL	200	283.2	86400	-	11,461.3
5439000	9/9/2015	9	9	0.2602	2.34	8180	69.3338%	Fecal		CFU/100 mL	200	283.2	86400	-	11,461.3
5439000	6/9/2014	8.99	8.99	0.2602	2.34	8202	69.5203%	Fecal		CFU/100 mL	200	283.2	86400	-	11,448.6
5439000	10/6/2016	8.99	8.99	0.2602	2.34	8202	69.5203%	Fecal		CFU/100 mL	200	283.2	86400	-	11,448.6
5439000	1/3/2015	8.97	8.97	0.2602	2.33	8204	69.5372%	Fecal		CFU/100 mL	200	283.2	86400	-	11,423.1
5439000	7/28/2020	8.97	8.97	0.2602	2.33	8204	69.5372%	Fecal		CFU/100 mL	200	283.2	86400	-	11,423.1
5439000	1/18/2021	8.97	8.97	0.2602	2.33	8204	69.5372%	Fecal		CFU/100 mL	200	283.2	86400	-	11,423.1
5439000	6/30/2003	8.95	8.95	0.2602	2.33	8207	69.5626%	Fecal		CFU/100 mL	200	283.2	86400	-	11,397.7
5439000	7/20/2004	8.95	8.95	0.2602	2.33	8207	69.5626%	Fecal		CFU/100 mL	200	283.2	86400	-	11,397.7
5439000	2/7/2002	8.94	8.94	0.2602	2.33	8209	69.5796%	Fecal		CFU/100 mL	200	283.2	86400	-	11,384.9
5439000	7/12/2002	8.94	8.94	0.2602	2.33	8209	69.5796%	Fecal		CFU/100 mL	200	283.2	86400	-	11,384.9
5439000	10/30/2014	8.94	8.94	0.2602	2.33	8209	69.5796%	Fecal		CFU/100 mL	200	283.2	86400	-	11,384.9
5439000	1/28/2022	8.94	8.94	0.2602	2.33	8209	69.5796%	Fecal		CFU/100 mL	200	283.2	86400	-	11,384.9
5439000	10/22/2007	8.91	8.91	0.2602	2.32	8213	69.6135%	Fecal		CFU/100 mL	200	283.2	86400	-	11,346.7
5439000	10/23/1992	8.9	8.9	0.2602	2.32	8214	69.6220%	Fecal		CFU/100 mL	200	283.2	86400	-	11,334.0
5439000	10/17/1994	8.9	8.9	0.2602	2.32	8214	69.6220%	Fecal		CFU/100 mL	200	283.2	86400	-	11,334.0
5439000	1/2/1996	8.9	8.9	0.2602	2.32	8214	69.6220%	Fecal		CFU/100 mL	200	283.2	86400	-	11,334.0
5439000	1/28/1996	8.9	8.9	0.2602	2.32	8214	69.6220%	Fecal		CFU/100 mL	200	283.2	86400	-	11,334.0
5439000	2/19/1996	8.9	8.9	0.2602	2.32	8214	69.6220%	Fecal		CFU/100 mL	200	283.2	86400	-	11,334.0
5439000	10/14/1999	8.9	8.9	0.2602	2.32	8214	69.6220%	Fecal		CFU/100 mL	200	283.2	86400	-	11,334.0
5439000	12/21/2000	8.9	8.9	0.2602	2.32	8214	69.6220%	Fecal		CFU/100 mL	200	283.2	86400	-	11,334.0
5439000	7/10/2001	8.9	8.9	0.2602	2.32	8214	69.6220%	Fecal		CFU/100 mL	200	283.2	86400	-	11,334.0
5439000	9/9/2001	8.9	8.9	0.2602	2.32	8214	69.6220%	Fecal		CFU/100 mL	200	283.2	86400	-	11,334.0
5439000	1/5/2021	8.88	8.88	0.2602	2.31	8223	69.6983%	Fecal		CFU/100 mL	200	283.2	86400	-	11,308.5
5439000	8/12/2021	8.88	8.88	0.2602	2.31	8223	69.6983%	Fecal		CFU/100 mL	200	283.2	86400	-	11,308.5
5439000	11/4/2014	8.87	8.87	0.2602	2.31	8225	69.7152%	Fecal		CFU/100 mL	200	283.2	86400	-	11,295.8
5439000	5/27/1994	8.86	8.86	0.2602	2.31	8226	69.7237%	Fecal		CFU/100 mL	200	283.2	86400	-	11,283.0
5439000	4/17/2003	8.85	8.85	0.2602	2.30	8227	69.7322%	Fecal		CFU/100 mL	200	283.2	86400	-	11,270.3
5439000	1/4/2015	8.85	8.85	0.2602	2.30	8227	69.7322%	Fecal		CFU/100 mL	200	283.2	86400	-	11,270.3
5439000	1/29/2002	8.83	8.83	0.2602	2.30	8229	69.7491%	Fecal		CFU/100 mL	200	283.2	86400	-	11,244.8
5439000	1/29/2022	8.83	8.83	0.2602	2.30	8229	69.7491%	Fecal		CFU/100 mL	200	283.2	86400	-	11,244.8
5439000	10/23/2007	8.82	8.82	0.2602	2.30	8231	69.7661%	Fecal		CFU/100 mL	200	283.2	86400	-	11,232.1
5439000	2/24/2021	8.82	8.82	0.2602	2.30	8231	69.7661%	Fecal		CFU/100 mL	200	283.2	86400	-	11,232.1
5439000	9/11/1990	8.8	8.8	0.2602	2.29	8233	69.7830%	Fecal		CFU/100 mL	200	283.2	86400	-	11,206.6
5439000	2/7/1996	8.8	8.8	0.2602	2.29	8233	69.7830%	Fecal		CFU/100 mL	200	283.2	86400	-	11,206.6
5439000	3/9/1996	8.8	8.8	0.2602	2.29	8233	69.7830%	Fecal		CFU/100 mL	200	283.2	86400	-	11,206.6
5439000	10/27/1997	8.8	8.8	0.2602	2.29	8233	69.7830%	Fecal		CFU/100 mL	200	283.2	86400	-	11,206.6
5439000	12/22/2000	8.8	8.8	0.2602	2.29	8233	69.7830%	Fecal		CFU/100 mL	200	283.2	86400	-	11,206.6
5439000	12/23/2000	8.8	8.8	0.2602	2.29	8233	69.7830%	Fecal		CFU/100 mL	200	283.2	86400	-	11,206.6
5439000	5/28/1994	8.78	8.78	0.2602	2.28	8239	69.8339%	Fecal		CFU/100 mL	200	283.2	86400	-	11,181.2
5439000	1/5/2015	8.78	8.78	0.2602	2.28	8239	69.8339%	Fecal		CFU/100 mL	200	283.2	86400	-	11,181.2
5439000	1/20/2002	8.76	8.76	0.2602	2.28	8241	69.8508%	Fecal		CFU/100 mL	200	283.2	86400	-	11,155.7
5439000	1/30/2002	8.76	8.76	0.2602	2.28	8241	69.8508%	Fecal		CFU/100 mL	200	283.2	86400	-	11,155.7
5439000	11/23/2007	8.76	8.76	0.2602	2.28	8241	69.8508%	Fecal		CFU/100 mL	200	283.2	86400	-	11,155.7
5439000	10/12/2009	8.75	8.75	0.2602	2.28	8244	69.8763%	Fecal		CFU/100 mL	200	283.2	86400	-	11,143.0
5439000	8/4/2016	8.73	8.73	0.2602	2.27	8245	69.8847%	Fecal		CFU/100 mL	200	283.2	86400	-	11,117.5
5439000	12/29/2020	8.73	8.73	0.2602	2.27	8245	69.8847%	Fecal		CFU/100 mL	200	283.2	86400	-	11,117.5
5439000	1/6/2015	8.71	8.71	0.2602	2.27	8247	69.9017%	Fecal		CFU/100 mL	200	283.2	86400	-	11,092.0
5439000	7/7/1992	8.7	8.7	0.2602	2.26	8248	69.9102%	Fecal		CFU/100 mL	200	283.2	86400	-	11,079.3
5439000	1/26/1996	8.7	8.7	0.2602	2.26	8248	69.9102%	Fecal		CFU/100 mL	200	283.2	86400	-	11,079.3
5439000	2/22/1996	8.7	8.7	0.2602	2.26	8248	69.9102%	Fecal		CFU/100 mL	200	283.2	86400	-	11,079.3

Gage ID	Date	Discharge (CFS)	Gage Discharge (less Surrogate NPDES) (CFS)	Watershed Area Ratio	Calculated flow (CFS)	Rank	Flow Exceedance %	Parameter	Results	Units (mg or micro_gram	Limit/Standard	100mL/CF	sec/day	Actual Load (million colonies/day)	Allowable Load (million colonies/day)
5439000	12/24/2000	8.7	8.7	0.2602	2.26	8248	69.9102%	Fecal		CFU/100 mL	200	283.2	86400	-	11,079.3
5439000	1/3/2001	8.7	8.7	0.2602	2.26	8248	69.9102%	Fecal		CFU/100 mL	200	283.2	86400	-	11,079.3
5439000	1/28/2001	8.7	8.7	0.2602	2.26	8248	69.9102%	Fecal		CFU/100 mL	200	283.2	86400	-	11,079.3
5439000	2/8/2011	8.7	8.7	0.2602	2.26	8248	69.9102%	Fecal		CFU/100 mL	200	283.2	86400	-	11,079.3
5439000	12/8/2020	8.68	8.68	0.2602	2.26	8255	69.9695%	Fecal		CFU/100 mL	200	283.2	86400	-	11,053.8
5439000	1/20/2021	8.67	8.67	0.2602	2.26	8256	69.9780%	Fecal		CFU/100 mL	200	283.2	86400	-	11,041.1
5439000	9/10/2009	8.66	8.66	0.2602	2.25	8257	69.9864%	Fecal		CFU/100 mL	200	283.2	86400	-	11,028.3
5439000	2/23/2021	8.66	8.66	0.2602	2.25	8257	69.9864%	Fecal		CFU/100 mL	200	283.2	86400	-	11,028.3
5439000	10/4/2011	8.65	8.65	0.2602	2.25	8259	70.0034%	Fecal		CFU/100 mL	200	283.2	86400	-	11,015.6
5439000	7/18/2016	8.65	8.65	0.2602	2.25	8259	70.0034%	Fecal		CFU/100 mL	200	283.2	86400	-	11,015.6
5439000	2/11/2022	8.65	8.65	0.2602	2.25	8259	70.0034%	Fecal		CFU/100 mL	200	283.2	86400	-	11,015.6
5439000	10/22/2012	8.64	8.64	0.2602	2.25	8262	70.0288%	Fecal		CFU/100 mL	200	283.2	86400	-	11,002.9
5439000	8/8/2015	8.63	8.63	0.2602	2.25	8263	70.0373%	Fecal		CFU/100 mL	200	283.2	86400	-	10,990.1
5439000	1/30/2022	8.63	8.63	0.2602	2.25	8263	70.0373%	Fecal		CFU/100 mL	200	283.2	86400	-	10,990.1
5439000	10/26/2007	8.62	8.62	0.2602	2.24	8265	70.0542%	Fecal		CFU/100 mL	200	283.2	86400	-	10,977.4
5439000	6/24/2012	8.61	8.61	0.2602	2.24	8266	70.0627%	Fecal		CFU/100 mL	200	283.2	86400	-	10,964.7
5439000	11/22/2016	8.61	8.61	0.2602	2.24	8266	70.0627%	Fecal		CFU/100 mL	200	283.2	86400	-	10,964.7
5439000	8/6/1992	8.6	8.6	0.2602	2.24	8268	70.0797%	Fecal		CFU/100 mL	200	283.2	86400	-	10,951.9
5439000	10/21/1994	8.6	8.6	0.2602	2.24	8268	70.0797%	Fecal		CFU/100 mL	200	283.2	86400	-	10,951.9
5439000	1/29/1996	8.6	8.6	0.2602	2.24	8268	70.0797%	Fecal		CFU/100 mL	200	283.2	86400	-	10,951.9
5439000	11/26/1996	8.6	8.6	0.2602	2.24	8268	70.0797%	Fecal		CFU/100 mL	200	283.2	86400	-	10,951.9
5439000	10/9/1999	8.6	8.6	0.2602	2.24	8268	70.0797%	Fecal		CFU/100 mL	200	283.2	86400	-	10,951.9
5439000	12/28/2000	8.6	8.6	0.2602	2.24	8268	70.0797%	Fecal		CFU/100 mL	200	283.2	86400	-	10,951.9
5439000	12/29/2000	8.6	8.6	0.2602	2.24	8268	70.0797%	Fecal		CFU/100 mL	200	283.2	86400	-	10,951.9
5439000	12/30/2000	8.6	8.6	0.2602	2.24	8268	70.0797%	Fecal		CFU/100 mL	200	283.2	86400	-	10,951.9
5439000	12/31/2000	8.6	8.6	0.2602	2.24	8268	70.0797%	Fecal		CFU/100 mL	200	283.2	86400	-	10,951.9
5439000	1/1/2001	8.6	8.6	0.2602	2.24	8268	70.0797%	Fecal		CFU/100 mL	200	283.2	86400	-	10,951.9
5439000	1/2/2001	8.6	8.6	0.2602	2.24	8268	70.0797%	Fecal		CFU/100 mL	200	283.2	86400	-	10,951.9
5439000	1/17/2002	8.6	8.6	0.2602	2.24	8268	70.0797%	Fecal		CFU/100 mL	200	283.2	86400	-	10,951.9
5439000	12/22/2003	8.6	8.6	0.2602	2.24	8268	70.0797%	Fecal		CFU/100 mL	200	283.2	86400	-	10,951.9
5439000	3/24/2006	8.6	8.6	0.2602	2.24	8268	70.0797%	Fecal		CFU/100 mL	200	283.2	86400	-	10,951.9
5439000	8/1/2021	8.6	8.6	0.2602	2.24	8268	70.0797%	Fecal		CFU/100 mL	200	283.2	86400	-	10,951.9
5439000	11/10/2015	8.59	8.59	0.2602	2.24	8283	70.2068%	Fecal		CFU/100 mL	200	283.2	86400	-	10,939.2
5439000	7/1/2012	8.58	8.58	0.2602	2.23	8284	70.2153%	Fecal		CFU/100 mL	200	283.2	86400	-	10,926.5
5439000	1/1/2005	8.56	8.56	0.2602	2.23	8285	70.2238%	Fecal		CFU/100 mL	200	283.2	86400	-	10,901.0
5439000	10/11/2021	8.54	8.54	0.2602	2.22	8286	70.2322%	Fecal		CFU/100 mL	200	283.2	86400	-	10,875.5
5439000	12/9/2020	8.53	8.53	0.2602	2.22	8287	70.2407%	Fecal		CFU/100 mL	200	283.2	86400	-	10,862.8
5439000	1/7/2015	8.52	8.52	0.2602	2.22	8288	70.2492%	Fecal		CFU/100 mL	200	283.2	86400	-	10,850.1
5439000	2/21/2021	8.52	8.52	0.2602	2.22	8288	70.2492%	Fecal		CFU/100 mL	200	283.2	86400	-	10,850.1
5439000	9/22/1990	8.5	8.5	0.2602	2.21	8290	70.2661%	Fecal		CFU/100 mL	200	283.2	86400	-	10,824.6
5439000	10/22/1994	8.5	8.5	0.2602	2.21	8290	70.2661%	Fecal		CFU/100 mL	200	283.2	86400	-	10,824.6
5439000	10/23/1994	8.5	8.5	0.2602	2.21	8290	70.2661%	Fecal		CFU/100 mL	200	283.2	86400	-	10,824.6
5439000	12/8/1999	8.5	8.5	0.2602	2.21	8290	70.2661%	Fecal		CFU/100 mL	200	283.2	86400	-	10,824.6
5439000	1/26/2001	8.5	8.5	0.2602	2.21	8290	70.2661%	Fecal		CFU/100 mL	200	283.2	86400	-	10,824.6
5439000	2/3/2011	8.5	8.5	0.2602	2.21	8290	70.2661%	Fecal		CFU/100 mL	200	283.2	86400	-	10,824.6
5439000	2/4/2011	8.5	8.5	0.2602	2.21	8290	70.2661%	Fecal		CFU/100 mL	200	283.2	86400	-	10,824.6
5439000	2/9/2011	8.5	8.5	0.2602	2.21	8290	70.2661%	Fecal		CFU/100 mL	200	283.2	86400	-	10,824.6
5439000	2/10/2011	8.5	8.5	0.2602	2.21	8290	70.2661%	Fecal		CFU/100 mL	200	283.2	86400	-	10,824.6
5439000	12/24/2020	8.5	8.5	0.2602	2.21	8290	70.2661%	Fecal		CFU/100 mL	200	283.2	86400	-	10,824.6
5439000	11/26/2016	8.49	8.49	0.2602	2.21	8300	70.3509%	Fecal		CFU/100 mL	200	283.2	86400	-	10,811.9
5439000	7/9/2006	8.48	8.48	0.2602	2.21	8301	70.3594%	Fecal		CFU/100 mL	200	283.2	86400	-	10,799.1
5439000	8/4/2007	8.48	8.48	0.2602	2.21	8301	70.3594%	Fecal		CFU/100 mL	200	283.2	86400	-	10,799.1
5439000	2/20/2021	8.47	8.47	0.2602	2.20	8303	70.3763%	Fecal		CFU/100 mL	200	283.2	86400	-	10,786.4
5439000	10/14/2003	8.46	8.46	0.2602	2.20	8304	70.3848%	Fecal		CFU/100 mL	200	283.2	86400	-	10,773.7
5439000	5/29/1994	8.45	8.45	0.2602	2.20	8305	70.3933%	Fecal		CFU/100 mL	200	283.2	86400	-	10,760.9
5439000	7/29/2020	8.45	8.45	0.2602	2.20	8305	70.3933%	Fecal		CFU/100 mL	200	283.2	86400	-	10,760.9
5439000	1/11/2005	8.44	8.44	0.2602	2.20	8307	70.4102%	Fecal		CFU/100 mL	200	283.2	86400	-	10,748.2
5439000	4/7/2003	8.43	8.43	0.2602	2.19	8308	70.4187%	Fecal		CFU/100 mL	200	283.2	86400	-	10,735.4
5439000	8/3/2009	8.43	8.43	0.2602	2.19	8308	70.4187%	Fecal		CFU/100 mL	200	283.2	86400	-	10,735.4
5439000	2/18/2021	8.43	8.43	0.2602	2.19	8308	70.4187%	Fecal		CFU/100 mL	200	283.2	86400	-	10,735.4
5439000	2/22/2021	8.43	8.43	0.2602	2.19	8308	70.4187%	Fecal		CFU/100 mL	200	283.2	86400	-	10,735.4
5439000	8/16/2002	8.42	8.42	0.2602	2.19	8312	70.4526%	Fecal		CFU/100 mL	200	283.2	86400	-	10,722.7
5439000	7/31/2019	8.42	8.42	0.2602	2.19	8312	70.4526%	Fecal		CFU/100 mL	200	283.2	86400	-	10,722.7
5439000	12/26/2020	8.41	8.41	0.2602	2.19	8314	70.4696%	Fecal		CFU/100 mL	200	283.2	86400	-	10,710.0
5439000	2/19/2021	8.41	8.41	0.2602	2.19	8314	70.4696%	Fecal		CFU/100 mL	200	283.2	86400	-	10,710.0
5439000	11/6/1991	8.4	8.4	0.2602	2.19	8316	70.4865%	Fecal		CFU/100 mL	200	283.2	86400	-	10,697.2
5439000	10/26/1992	8.4	8.4	0.2602	2.19	8316	70.4865%	Fecal		CFU/100 mL	200	283.2	86400	-	10,697.2
5439000	10/27/1992	8.4	8.4	0.2602	2.19	8316	70.4865%	Fecal		CFU/100 mL	200	283.2	86400	-	10,697.2
5439000	10/18/1994	8.4	8.4	0.2602	2.19	8316	70.4865%	Fecal		CFU/100 mL	200	283.2	86400	-	10,697.2
5439000	12/24/1995	8.4	8.4	0.2602	2.19	8316	70.4865%	Fecal		CFU/100 mL	200	283.2	86400	-	10,697.2
5439000	1/3/1996	8.4	8.4	0.2602	2.19	8316	70.4865%	Fecal		CFU/100 mL	200	283.2	86400	-	10,697.2
5439000	1/9/1996	8.4	8.4	0.2602	2.19	8316	70.4865%	Fecal		CFU/100 mL	200	283.2	86400	-	10,697.2
5439000	9/11/1996	8.4	8.4	0.2602	2.19	8316	70.4865%	Fecal		CFU/100 mL	200	283.2	86400	-	10,697.2
5439000	10/3/1998	8.4	8.4	0.2602	2.19	8316	70.4865%	Fecal		CFU/100 mL	200	283.2	86400	-	10,697.2
5439000	9/28/2000	8.4	8.4	0.2602	2.19	8316	70.4865%	Fecal		CFU/100 mL	200	283.2	86400	-	10,697.2
5439000	2/5/2002	8.4	8.4	0.2602	2.19	8316	70.4865%	Fecal		CFU/100 mL	200	283.2	86400	-	10,697.2
5439000	12/25/2020	8.4	8.4	0.2602	2.19	8316	70.4865%	Fecal		CFU/100 mL	200	283.2	86400	-	10,697.2
5439000	1/31/2022	8.38	8.38	0.2602	2.18	8328	70.5882%	Fecal		CFU/100 mL	200	283.2	86400	-	10,671.8
5439000	10/6/2011	8.37	8.37	0.2602	2.18	8329	70.5967%	Fecal		CFU/100 mL	200	283.2	86400	-	10,659.0
5439000	12/27/2020	8.37	8.37	0.2602	2.18	8329	70.5967%	Fecal		CFU/100 mL	200	283.2	86400	-	10,659.0
5439000	12/28/2020	8.36	8.36	0.2602	2.18	8331	70.6137%	Fecal		CFU/100 mL	200	283.2	86400	-	10,646.3
5439000	3/2/2013	8.35	8.35	0.2602	2.17	8332	70.6221%	Fecal		CFU/100 mL	200	283.2	86400	-	10,633.6
5439000	11/19/2013	8.34	8.34	0.2602	2.17	8333	70.6306%	Fecal		CFU/100 mL	200	283.2	86400	-	10,620.8
5439000	12/7/2020	8.32	8.32	0.2602	2.17	8334	70.6391%	Fecal		CFU/100 mL	200	283.2	86400	-	10,595.4
5439000	1/14/2021	8.32	8.32	0.2602	2.17	8334	70.6391%	Fecal		CFU/100 mL	200	283.2	86400	-	10,595.4
5439000	3/23/2006	8.31	8.31	0.2602	2.16	8336	70.6560%	Fecal		CFU/100 mL	200	283.2	86400	-	10,582.6
5439000	1/2/1990	8.3	8.3	0.2602	2.16	8337	70.6645%	Fecal		CFU/100 mL	200	283.2	86400	-	10,569.9
5439000	9/26/1994	8.3	8.3	0.2602	2.16	8337	70.6645%	Fecal		CFU/100 mL	200	283.2	86400	-	10,569.9
5439000	10/20/1994	8.3	8.3	0.2602	2.16	8337	70.6645%	Fecal		CFU/100 mL	200	283.2	86400	-	10,569.9
5439000	12/26/1995	8.3	8.3	0.2602	2.16	8337	70.6645%	Fecal		CFU/100 mL	200	283.2	86400	-	10,569.9
5439000	4/5/1996	8.3	8.3	0.2602	2.16	8337	70.6645%	Fecal		CFU/100 mL	200	283.2	86400	-	10,569.9
5439000	10/23/1996	8.3	8.3	0.2602	2.16	8337	70.6645%	Fecal		CFU/100 mL	200	283.2	86400	-	10,569.9
5439000	7/27/1998	8.3	8.3	0.2602	2.16	8337	70.6645%	Fecal		CFU/100 mL	200	283.2	86400	-	10,569.9
5439000	1/3/1999	8.3	8.3	0.2602	2.16	8337	70.6645%	Fecal		CFU/100 mL	200	283.2	86400	-	10,569.9
5439000	10/15/1999	8.3	8.3	0.2602	2.16	8337	70.6645%	Fecal		CFU/100 mL	200	283.2	86400	-	10,569.9
5439000	12/25/2000	8.3	8.3	0.2602	2.16	8337	70.6645%	Fecal		CFU/100 mL	200	283.2	86400	-	10,569.9
5439000	12/27/2000	8.3	8.3	0.2602	2.16	8337	70.6645%	Fecal		CFU/100 mL	200	283.2	86400	-	10,569.9
5439000	10/1/2009	8.27	8.27	0.2602	2.15	8348	70.7578%	Fecal		CFU/100 mL	200	283.2	86400	-	10,531.7
5439000	7/26/2018	8.27	8.27	0.2602	2.15	8348	70.7578%	Fecal		CFU/100 mL	200	283.2	86400	-	10,531.7
5439000	11/16/2020	8.26	8.26	0.2602	2.15	8350	70.7747%	Fecal		CFU/100 mL	200	283.2	86400	-	10,519.0
5439000	9/22/2009	8.25	8.25	0.2602	2.15	8351	70.7832%	Fecal		CFU/100 mL	200	283.2	86400	-	10,506.2
5439000	10/13/2009	8.24	8.24	0.2602	2.14	8352	70.7917%	Fecal		CFU/100 mL	200	283.2	86400	-	10,493.5
5439000	2/17/2021	8.24	8.24	0.2602	2.14	8352	70.7917%	Fecal		CFU/100 mL	200	283.2	86400	-	10,493.5
5439000	1/20/2022	8.24	8.24	0.2602	2.14	8352	70.7917%	Fecal		CFU/100 mL	200	283.2	86400	-	10,493.5
5439000	11/4/2004	8.22	8.22	0.2602	2.14	8355	70.8171%	Fecal		CFU/100 mL	200	283.2	86400	-	10,468.0
5439000	1/8/2015	8.22	8.22	0.2602	2.14	8355	70.8171%	Fecal		CFU/100 mL	200	283.2	86400	-	10,468.0
5439000	12/24/2017	8.22	8.22	0.2602	2.14	8355	70.8171%	Fecal		CFU/100 mL	200	283.2	86400	-	10,468.0
5439000	6/24/1992	8.2	8.2	0.2602	2.13	8358	70.8425%	Fecal		CFU/100 mL	200	283.2	86400	-	10,442.5
5439000	10/28/1992	8.2	8.2	0.2602	2.13	8358	70.8425%	Fecal		CFU/100 mL	200	283.2	86400	-	10,442.5
5439000	10/19/1994	8.2	8.2	0.2602	2.13	8358	70.8425%	Fecal		CFU/100 mL	200	283.2	86400	-	10,442.5
5439000	7/16/1999	8.2	8.2	0.2602	2.13	8358	70.8425%	Fecal		CFU/100 mL	200	283.2	86400	-	10,442.5
5439000	8/25/1999	8.2	8.2	0.2602	2.13	8358	70.8425%	Fecal		CFU/100 mL	200	283.2	86400	-	10,442.5
5439000	1/18/2002	8.2	8.2	0.2602	2.13	8358	70.8425%	Fecal		CFU/100 mL	200	283.2	86400	-	10,442.5
5439000	12/23/2003	8.19	8.19	0.2602	2.13	8364	70.8934%	Fecal		CFU/100 mL	200	283.2	86400	-	10,429.8
5439000	4/1/2006	8.19	8.19	0.2602	2.13	8364	70.8934%	Fecal		CFU/100 mL	200	283.2	86400	-	10,429.8
5439000	3/3/2013	8.19	8.19	0.2602	2.13	8364	70.8934%	Fecal		CFU/100 mL	200	283.2	86400	-	10,429.8
5439000	7/6/2003	8.17	8.17	0.2602	2.13	8367	70.9188%	Fecal		CFU/100 mL	200	283.2	86400	-	10,404.3
5439000	10/21/2001	8.16	8.16	0.2602	2.12	8368	70.9273%	Fecal		CFU/100 mL	200	283.2	86400	-	10,391.6
5439000	6/11/2005	8.15	8.15	0.2602	2.12	8369	70.9358%	Fecal		CFU/100 mL	200	283.2	86400	-	10,378.9
5439000	2/6/2002	8.14	8.14	0.2602	2.12	8370	70.9442%	Fecal		CFU/100 mL	200	283.2	86400	-	10,366.1
5439000	2/1/2022	8.13	8.13	0.2602	2.12	8371	70.9527%	Fecal		CFU/100 mL	200	283.2	86400	-	10,353.4
5439000	10/19/2001	8.12	8.12	0.2602	2.11	8372	70.9612%	Fecal		CFU/100 mL	200	283.2	86400	-	10,340.7
5439000	9/8/2008	8.12	8.12	0.2602	2.11	8372	70.9612%	Fecal		CFU/100 mL	200	283.2	86400	-	10,340.7
5439000	9/18/2012	8.12	8.12	0.2602	2.11	8372	70.9612%	Fecal		CFU/100 mL	200	283.2	86400	-	10,340.7
5439000	6/25/1992	8.1	8.1	0.2602	2.11	8375	70.9866%	Fecal		CFU/100 mL	200	283.2	86400	-	10,315.2

Gage ID	Date	Discharge (CFS)	Gage Discharge (less Surrogate NPDES) (CFS)	Watershed Area Ratio	Calculated flow (CFS)	Rank	Flow Exceedance %	Parameter	Results	Units (mg or micro_gram	Limit/Standard	100mL/CF	sec/day	Actual Load (million colonies/day)	Allowable Load (million colonies/day)
5439000	10/29/1992	8.1	8.1	0.2602	2.11	8375	70.9866%	Fecal		CFU/100 mL	200	283.2	86400	-	10,315.2
5439000	10/24/1994	8.1	8.1	0.2602	2.11	8375	70.9866%	Fecal		CFU/100 mL	200	283.2	86400	-	10,315.2
5439000	10/29/1994	8.1	8.1	0.2602	2.11	8375	70.9866%	Fecal		CFU/100 mL	200	283.2	86400	-	10,315.2
5439000	2/23/1996	8.1	8.1	0.2602	2.11	8375	70.9866%	Fecal		CFU/100 mL	200	283.2	86400	-	10,315.2
5439000	4/11/1996	8.1	8.1	0.2602	2.11	8375	70.9866%	Fecal		CFU/100 mL	200	283.2	86400	-	10,315.2
5439000	12/26/2000	8.1	8.1	0.2602	2.11	8375	70.9866%	Fecal		CFU/100 mL	200	283.2	86400	-	10,315.2
5439000	9/22/2001	8.1	8.1	0.2602	2.11	8375	70.9866%	Fecal		CFU/100 mL	200	283.2	86400	-	10,315.2
5439000	1/4/2018	8.09	8.09	0.2602	2.11	8383	71.0544%	Fecal		CFU/100 mL	200	283.2	86400	-	10,302.5
5439000	9/10/2019	8.09	8.09	0.2602	2.11	8383	71.0544%	Fecal		CFU/100 mL	200	283.2	86400	-	10,302.5
5439000	12/18/2002	8.07	8.07	0.2602	2.10	8385	71.0714%	Fecal		CFU/100 mL	200	283.2	86400	-	10,277.0
5439000	1/19/2002	8.06	8.06	0.2602	2.10	8386	71.0798%	Fecal		CFU/100 mL	200	283.2	86400	-	10,264.3
5439000	11/28/2005	8.05	8.05	0.2602	2.09	8387	71.0883%	Fecal		CFU/100 mL	200	283.2	86400	-	10,251.5
5439000	10/31/2014	8.05	8.05	0.2602	2.09	8387	71.0883%	Fecal		CFU/100 mL	200	283.2	86400	-	10,251.5
5439000	5/30/1994	8.04	8.04	0.2602	2.09	8389	71.1053%	Fecal		CFU/100 mL	200	283.2	86400	-	10,238.8
5439000	7/23/2003	8.04	8.04	0.2602	2.09	8389	71.1053%	Fecal		CFU/100 mL	200	283.2	86400	-	10,238.8
5439000	11/6/2014	8.03	8.03	0.2602	2.09	8391	71.1222%	Fecal		CFU/100 mL	200	283.2	86400	-	10,226.1
5439000	7/18/2017	8.03	8.03	0.2602	2.09	8391	71.1222%	Fecal		CFU/100 mL	200	283.2	86400	-	10,226.1
5439000	12/10/2020	8.02	8.02	0.2602	2.09	8393	71.1392%	Fecal		CFU/100 mL	200	283.2	86400	-	10,213.3
5439000	4/8/2003	8.01	8.01	0.2602	2.08	8394	71.1477%	Fecal		CFU/100 mL	200	283.2	86400	-	10,200.6
5439000	1/2/2018	8.01	8.01	0.2602	2.08	8394	71.1477%	Fecal		CFU/100 mL	200	283.2	86400	-	10,200.6
5439000	10/4/1991	8	8	0.2602	2.08	8396	71.1646%	Fecal		CFU/100 mL	200	283.2	86400	-	10,187.9
5439000	7/14/1992	8	8	0.2602	2.08	8396	71.1646%	Fecal		CFU/100 mL	200	283.2	86400	-	10,187.9
5439000	10/31/1992	8	8	0.2602	2.08	8396	71.1646%	Fecal		CFU/100 mL	200	283.2	86400	-	10,187.9
5439000	7/29/1995	8	8	0.2602	2.08	8396	71.1646%	Fecal		CFU/100 mL	200	283.2	86400	-	10,187.9
5439000	12/25/1995	8	8	0.2602	2.08	8396	71.1646%	Fecal		CFU/100 mL	200	283.2	86400	-	10,187.9
5439000	1/4/1996	8	8	0.2602	2.08	8396	71.1646%	Fecal		CFU/100 mL	200	283.2	86400	-	10,187.9
5439000	1/8/1996	8	8	0.2602	2.08	8396	71.1646%	Fecal		CFU/100 mL	200	283.2	86400	-	10,187.9
5439000	7/18/1997	8	8	0.2602	2.08	8396	71.1646%	Fecal		CFU/100 mL	200	283.2	86400	-	10,187.9
5439000	7/28/1998	8	8	0.2602	2.08	8396	71.1646%	Fecal		CFU/100 mL	200	283.2	86400	-	10,187.9
5439000	10/7/1998	8	8	0.2602	2.08	8396	71.1646%	Fecal		CFU/100 mL	200	283.2	86400	-	10,187.9
5439000	1/6/1999	8	8	0.2602	2.08	8396	71.1646%	Fecal		CFU/100 mL	200	283.2	86400	-	10,187.9
5439000	11/11/1999	8	8	0.2602	2.08	8396	71.1646%	Fecal		CFU/100 mL	200	283.2	86400	-	10,187.9
5439000	12/18/2004	8	8	0.2602	2.08	8396	71.1646%	Fecal		CFU/100 mL	200	283.2	86400	-	10,187.9
5439000	2/4/2013	8	8	0.2602	2.08	8396	71.1646%	Fecal		CFU/100 mL	200	283.2	86400	-	10,187.9
5439000	11/1/2014	7.99	7.99	0.2602	2.08	8410	71.2833%	Fecal		CFU/100 mL	200	283.2	86400	-	10,175.1
5439000	10/23/2010	7.98	7.98	0.2602	2.08	8411	71.2917%	Fecal		CFU/100 mL	200	283.2	86400	-	10,162.4
5439000	10/7/2009	7.97	7.97	0.2602	2.07	8412	71.3002%	Fecal		CFU/100 mL	200	283.2	86400	-	10,149.6
5439000	10/30/2015	7.96	7.96	0.2602	2.07	8413	71.3087%	Fecal		CFU/100 mL	200	283.2	86400	-	10,136.9
5439000	7/25/1994	7.95	7.95	0.2602	2.07	8414	71.3172%	Fecal		CFU/100 mL	200	283.2	86400	-	10,124.2
5439000	1/28/2006	7.94	7.94	0.2602	2.07	8415	71.3256%	Fecal		CFU/100 mL	200	283.2	86400	-	10,111.4
5439000	7/10/2006	7.94	7.94	0.2602	2.07	8415	71.3256%	Fecal		CFU/100 mL	200	283.2	86400	-	10,111.4
5439000	10/2/2006	7.94	7.94	0.2602	2.07	8415	71.3256%	Fecal		CFU/100 mL	200	283.2	86400	-	10,111.4
5439000	11/8/1991	7.9	7.9	0.2602	2.06	8418	71.3511%	Fecal		CFU/100 mL	200	283.2	86400	-	10,060.5
5439000	6/21/1992	7.9	7.9	0.2602	2.06	8418	71.3511%	Fecal		CFU/100 mL	200	283.2	86400	-	10,060.5
5439000	9/12/1996	7.9	7.9	0.2602	2.06	8418	71.3511%	Fecal		CFU/100 mL	200	283.2	86400	-	10,060.5
5439000	7/12/1997	7.9	7.9	0.2602	2.06	8418	71.3511%	Fecal		CFU/100 mL	200	283.2	86400	-	10,060.5
5439000	10/24/2007	7.9	7.9	0.2602	2.06	8418	71.3511%	Fecal		CFU/100 mL	200	283.2	86400	-	10,060.5
5439000	1/31/2021	7.9	7.9	0.2602	2.06	8418	71.3511%	Fecal		CFU/100 mL	200	283.2	86400	-	10,060.5
5439000	2/2/2022	7.89	7.89	0.2602	2.05	8424	71.4019%	Fecal		CFU/100 mL	200	283.2	86400	-	10,047.8
5439000	1/7/2005	7.88	7.88	0.2602	2.05	8425	71.4104%	Fecal		CFU/100 mL	200	283.2	86400	-	10,035.0
5439000	10/4/2018	7.88	7.88	0.2602	2.05	8425	71.4104%	Fecal		CFU/100 mL	200	283.2	86400	-	10,035.0
5439000	7/17/2003	7.87	7.87	0.2602	2.05	8427	71.4274%	Fecal		CFU/100 mL	200	283.2	86400	-	10,022.3
5439000	9/25/2016	7.87	7.87	0.2602	2.05	8427	71.4274%	Fecal		CFU/100 mL	200	283.2	86400	-	10,022.3
5439000	12/30/2010	7.86	7.86	0.2602	2.05	8429	71.4443%	Fecal		CFU/100 mL	200	283.2	86400	-	10,009.6
5439000	7/12/2006	7.85	7.85	0.2602	2.04	8430	71.4528%	Fecal		CFU/100 mL	200	283.2	86400	-	9,996.8
5439000	3/8/2013	7.84	7.84	0.2602	2.04	8431	71.4613%	Fecal		CFU/100 mL	200	283.2	86400	-	9,984.1
5439000	12/13/2021	7.84	7.84	0.2602	2.04	8431	71.4613%	Fecal		CFU/100 mL	200	283.2	86400	-	9,984.1
5439000	9/7/2014	7.83	7.83	0.2602	2.04	8433	71.4782%	Fecal		CFU/100 mL	200	283.2	86400	-	9,971.4
5439000	11/14/2006	7.82	7.82	0.2602	2.03	8434	71.4867%	Fecal		CFU/100 mL	200	283.2	86400	-	9,958.6
5439000	6/23/1992	7.8	7.8	0.2602	2.03	8435	71.4952%	Fecal		CFU/100 mL	200	283.2	86400	-	9,933.2
5439000	8/8/1992	7.8	7.8	0.2602	2.03	8435	71.4952%	Fecal		CFU/100 mL	200	283.2	86400	-	9,933.2
5439000	3/10/1996	7.8	7.8	0.2602	2.03	8435	71.4952%	Fecal		CFU/100 mL	200	283.2	86400	-	9,933.2
5439000	3/11/1996	7.8	7.8	0.2602	2.03	8435	71.4952%	Fecal		CFU/100 mL	200	283.2	86400	-	9,933.2
5439000	11/6/1997	7.8	7.8	0.2602	2.03	8435	71.4952%	Fecal		CFU/100 mL	200	283.2	86400	-	9,933.2
5439000	10/14/2009	7.8	7.8	0.2602	2.03	8435	71.4952%	Fecal		CFU/100 mL	200	283.2	86400	-	9,933.2
5439000	8/26/2014	7.79	7.79	0.2602	2.03	8441	71.5460%	Fecal		CFU/100 mL	200	283.2	86400	-	9,920.4
5439000	1/9/2022	7.78	7.78	0.2602	2.02	8442	71.5545%	Fecal		CFU/100 mL	200	283.2	86400	-	9,907.7
5439000	1/10/2022	7.78	7.78	0.2602	2.02	8442	71.5545%	Fecal		CFU/100 mL	200	283.2	86400	-	9,907.7
5439000	11/7/2014	7.77	7.77	0.2602	2.02	8444	71.5715%	Fecal		CFU/100 mL	200	283.2	86400	-	9,894.9
5439000	1/9/2015	7.77	7.77	0.2602	2.02	8444	71.5715%	Fecal		CFU/100 mL	200	283.2	86400	-	9,894.9
5439000	3/25/2006	7.76	7.76	0.2602	2.02	8446	71.5884%	Fecal		CFU/100 mL	200	283.2	86400	-	9,882.2
5439000	11/29/2007	7.76	7.76	0.2602	2.02	8446	71.5884%	Fecal		CFU/100 mL	200	283.2	86400	-	9,882.2
5439000	11/19/2003	7.75	7.75	0.2602	2.02	8448	71.6054%	Fecal		CFU/100 mL	200	283.2	86400	-	9,869.5
5439000	8/11/2009	7.73	7.73	0.2602	2.01	8449	71.6138%	Fecal		CFU/100 mL	200	283.2	86400	-	9,844.0
5439000	11/9/2014	7.73	7.73	0.2602	2.01	8449	71.6138%	Fecal		CFU/100 mL	200	283.2	86400	-	9,844.0
5439000	8/2/2016	7.73	7.73	0.2602	2.01	8449	71.6138%	Fecal		CFU/100 mL	200	283.2	86400	-	9,844.0
5439000	11/1/2021	7.73	7.73	0.2602	2.01	8449	71.6138%	Fecal		CFU/100 mL	200	283.2	86400	-	9,844.0
5439000	7/23/2004	7.72	7.72	0.2602	2.01	8453	71.6477%	Fecal		CFU/100 mL	200	283.2	86400	-	9,831.3
5439000	10/27/2020	7.71	7.71	0.2602	2.01	8454	71.6562%	Fecal		CFU/100 mL	200	283.2	86400	-	9,818.5
5439000	9/12/1990	7.7	7.7	0.2602	2.00	8455	71.6647%	Fecal		CFU/100 mL	200	283.2	86400	-	9,805.8
5439000	10/26/1994	7.7	7.7	0.2602	2.00	8455	71.6647%	Fecal		CFU/100 mL	200	283.2	86400	-	9,805.8
5439000	1/5/1996	7.7	7.7	0.2602	2.00	8455	71.6647%	Fecal		CFU/100 mL	200	283.2	86400	-	9,805.8
5439000	1/6/1996	7.7	7.7	0.2602	2.00	8455	71.6647%	Fecal		CFU/100 mL	200	283.2	86400	-	9,805.8
5439000	1/7/1996	7.7	7.7	0.2602	2.00	8455	71.6647%	Fecal		CFU/100 mL	200	283.2	86400	-	9,805.8
5439000	10/10/1999	7.7	7.7	0.2602	2.00	8455	71.6647%	Fecal		CFU/100 mL	200	283.2	86400	-	9,805.8
5439000	12/9/1999	7.7	7.7	0.2602	2.00	8455	71.6647%	Fecal		CFU/100 mL	200	283.2	86400	-	9,805.8
5439000	12/15/1999	7.7	7.7	0.2602	2.00	8455	71.6647%	Fecal		CFU/100 mL	200	283.2	86400	-	9,805.8
5439000	6/12/2005	7.7	7.7	0.2602	2.00	8455	71.6647%	Fecal		CFU/100 mL	200	283.2	86400	-	9,805.8
5439000	8/20/2017	7.7	7.7	0.2602	2.00	8455	71.6647%	Fecal		CFU/100 mL	200	283.2	86400	-	9,805.8
5439000	3/25/2003	7.69	7.69	0.2602	2.00	8465	71.7494%	Fecal		CFU/100 mL	200	283.2	86400	-	9,793.1
5439000	2/3/2022	7.69	7.69	0.2602	2.00	8465	71.7494%	Fecal		CFU/100 mL	200	283.2	86400	-	9,793.1
5439000	2/16/2021	7.68	7.68	0.2602	2.00	8467	71.7664%	Fecal		CFU/100 mL	200	283.2	86400	-	9,780.3
5439000	10/17/2011	7.67	7.67	0.2602	2.00	8468	71.7749%	Fecal		CFU/100 mL	200	283.2	86400	-	9,767.6
5439000	12/29/2003	7.66	7.66	0.2602	1.99	8469	71.7834%	Fecal		CFU/100 mL	200	283.2	86400	-	9,754.9
5439000	9/11/2009	7.65	7.65	0.2602	1.99	8470	71.7918%	Fecal		CFU/100 mL	200	283.2	86400	-	9,742.1
5439000	10/20/2011	7.63	7.63	0.2602	1.99	8471	71.8003%	Fecal		CFU/100 mL	200	283.2	86400	-	9,716.7
5439000	8/9/2021	7.62	7.62	0.2602	1.98	8472	71.8088%	Fecal		CFU/100 mL	200	283.2	86400	-	9,703.9
5439000	10/30/1994	7.6	7.6	0.2602	1.98	8473	71.8173%	Fecal		CFU/100 mL	200	283.2	86400	-	9,678.5
5439000	2/26/1996	7.6	7.6	0.2602	1.98	8473	71.8173%	Fecal		CFU/100 mL	200	283.2	86400	-	9,678.5
5439000	9/13/1996	7.6	7.6	0.2602	1.98	8473	71.8173%	Fecal		CFU/100 mL	200	283.2	86400	-	9,678.5
5439000	12/2/1996	7.6	7.6	0.2602	1.98	8473	71.8173%	Fecal		CFU/100 mL	200	283.2	86400	-	9,678.5
5439000	12/10/2007	7.6	7.6	0.2602	1.98	8473	71.8173%	Fecal		CFU/100 mL	200	283.2	86400	-	9,678.5
5439000	7/13/2002	7.59	7.59	0.2602	1.98	8478	71.8596%	Fecal		CFU/100 mL	200	283.2	86400	-	9,665.7
5439000	8/14/2014	7.59	7.59	0.2602	1.98	8478	71.8596%	Fecal		CFU/100 mL	200	283.2	86400	-	9,665.7
5439000	1/3/2018	7.59	7.59	0.2602	1.98	8478	71.8596%	Fecal		CFU/100 mL	200	283.2	86400	-	9,665.7
5439000	8/24/1994	7.57	7.57	0.2602	1.97	8481	71.8851%	Fecal		CFU/100 mL	200	283.2	86400	-	9,640.3
5439000	8/2/2021	7.57	7.57	0.2602	1.97	8481	71.8851%	Fecal		CFU/100 mL	200	283.2	86400	-	9,640.3
5439000	10/5/2011	7.56	7.56	0.2602	1.97	8483	71.9020%	Fecal		CFU/100 mL	200	283.2	86400	-	9,627.5
5439000	11/3/2014	7.56	7.56	0.2602	1.97	8483	71.9020%	Fecal		CFU/100 mL	200	283.2	86400	-	9,627.5
5439000	6/8/1994	7.54	7.54	0.2602	1.96	8485	71.9190%	Fecal		CFU/100 mL	200	283.2	86400	-	9,602.0
5439000	8/28/2011	7.54	7.54	0.2602	1.96	8485	71.9190%	Fecal		CFU/100 mL	200	283.2	86400	-	9,602.0
5439000	1/13/2013	7.54	7.54	0.2602	1.96	8485	71.9190%	Fecal		CFU/100 mL	200	283.2	86400	-	9,602.0
5439000	7/27/2013	7.53	7.53	0.2602	1.96	8488	71.9444%	Fecal		CFU/100 mL	200	283.2	86400	-	9,589.3
5439000	1/11/2014	7.53	7.53	0.2602	1.96	8488	71.9444%	Fecal		CFU/100 mL	200	283.2	86400	-	9,589.3
5439000	10/29/2015	7.53	7.53	0.2602	1.96	8488	71.9444%	Fecal		CFU/100 mL	200	283.2	86400	-	9,589.3
5439000	1/6/2021	7.52	7.52	0.2602	1.96	8491	71.9698%	Fecal		CFU/100 mL	200	283.2	86400	-	9,576.6
5439000	12/21/2003	7.51	7.51	0.2602	1.95	8492	71.9783%	Fecal		CFU/100 mL	200	283.2	86400	-	9,563.8
5439000	7/8/1992	7.5	7.5	0.2602	1.95	8493	71.9868%	Fecal		CFU/100 mL	200	283.2	86400	-	9,551.1
5439000	10/30/1992	7.5	7.5	0.2602	1.95	8493	71.9868%	Fecal		CFU/100 mL	200	283.2	86400	-	9,551.1
5439000	2/16/1996	7.5	7.5	0.2602	1.95	8493	71.9868%	Fecal		CFU/100 mL	200	283.2	86400	-	9,551.1
5439000	2/18/1996	7.5	7.5	0.2602	1.95	8493	71.9868%	Fecal		CFU/100 mL	200	283.2	86400	-	9,551.1
5439000	9/29/1996	7.5	7.5	0.2602	1.95	8493	71.9868%	Fecal		CFU/100 mL	200	283.2	86400	-	9,551.1
5439000	9/16/1998	7.5	7.5	0.2602	1.95	8493	71.9868%	Fecal		CFU/100 mL	200	283.2	86400	-	9,551.1
5439000	1/4/1999	7.5	7.5	0.2602	1.95	8493	71.9868%	Fecal		CFU/100 mL	200	283.2	86400	-	9,551.1
5439000	8/19/2000	7.5	7.5	0.2602	1.95	8493	71.9868%	Fecal		CFU/100 mL	200	283.2	86400	-	9,551.1

Gage ID	Date	Discharge (CFS)	Gage Discharge (less Surrogate NPDES) (CFS)	Watershed Area Ratio	Calculated flow (CFS)	Rank	Flow Exceedance %	Parameter	Results	Units (mg or micro_gram	Limit/Standard	100mL/CF	sec/day	Actual Load (million colonies/day)	Allowable Load (million colonies/day)
5439000	9/13/2000	7.5	7.5	0.2602	1.95	8493	71.9868%	Fecal		CFU/100 mL	200	283.2	86400	-	9,551.1
5439000	2/4/2021	7.5	7.5	0.2602	1.95	8493	71.9868%	Fecal		CFU/100 mL	200	283.2	86400	-	9,551.1
5439000	1/5/2005	7.48	7.48	0.2602	1.95	8503	72.0715%	Fecal		CFU/100 mL	200	283.2	86400	-	9,525.6
5439000	6/13/2005	7.48	7.48	0.2602	1.95	8503	72.0715%	Fecal		CFU/100 mL	200	283.2	86400	-	9,525.6
5439000	8/24/2009	7.48	7.48	0.2602	1.95	8503	72.0715%	Fecal		CFU/100 mL	200	283.2	86400	-	9,525.6
5439000	8/5/2011	7.48	7.48	0.2602	1.95	8503	72.0715%	Fecal		CFU/100 mL	200	283.2	86400	-	9,525.6
5439000	8/4/2009	7.47	7.47	0.2602	1.94	8507	72.1054%	Fecal		CFU/100 mL	200	283.2	86400	-	9,512.9
5439000	8/20/2019	7.47	7.47	0.2602	1.94	8507	72.1054%	Fecal		CFU/100 mL	200	283.2	86400	-	9,512.9
5439000	11/24/2007	7.46	7.46	0.2602	1.94	8509	72.1224%	Fecal		CFU/100 mL	200	283.2	86400	-	9,500.2
5439000	1/19/2022	7.46	7.46	0.2602	1.94	8509	72.1224%	Fecal		CFU/100 mL	200	283.2	86400	-	9,500.2
5439000	12/1/2007	7.45	7.45	0.2602	1.94	8511	72.1393%	Fecal		CFU/100 mL	200	283.2	86400	-	9,487.4
5439000	2/10/2022	7.45	7.45	0.2602	1.94	8511	72.1393%	Fecal		CFU/100 mL	200	283.2	86400	-	9,487.4
5439000	8/12/2005	7.44	7.44	0.2602	1.94	8513	72.1563%	Fecal		CFU/100 mL	200	283.2	86400	-	9,474.7
5439000	7/27/2018	7.44	7.44	0.2602	1.94	8513	72.1563%	Fecal		CFU/100 mL	200	283.2	86400	-	9,474.7
5439000	6/13/1994	7.43	7.43	0.2602	1.93	8515	72.1732%	Fecal		CFU/100 mL	200	283.2	86400	-	9,462.0
5439000	8/13/2015	7.43	7.43	0.2602	1.93	8515	72.1732%	Fecal		CFU/100 mL	200	283.2	86400	-	9,462.0
5439000	11/14/2015	7.43	7.43	0.2602	1.93	8515	72.1732%	Fecal		CFU/100 mL	200	283.2	86400	-	9,462.0
5439000	8/23/2010	7.42	7.42	0.2602	1.93	8518	72.1987%	Fecal		CFU/100 mL	200	283.2	86400	-	9,449.2
5439000	8/12/2011	7.42	7.42	0.2602	1.93	8518	72.1987%	Fecal		CFU/100 mL	200	283.2	86400	-	9,449.2
5439000	3/21/2003	7.41	7.41	0.2602	1.93	8520	72.2156%	Fecal		CFU/100 mL	200	283.2	86400	-	9,436.5
5439000	11/12/2014	7.41	7.41	0.2602	1.93	8520	72.2156%	Fecal		CFU/100 mL	200	283.2	86400	-	9,436.5
5439000	7/23/1991	7.4	7.4	0.2602	1.93	8522	72.2326%	Fecal		CFU/100 mL	200	283.2	86400	-	9,423.8
5439000	8/12/1991	7.4	7.4	0.2602	1.93	8522	72.2326%	Fecal		CFU/100 mL	200	283.2	86400	-	9,423.8
5439000	10/8/1991	7.4	7.4	0.2602	1.93	8522	72.2326%	Fecal		CFU/100 mL	200	283.2	86400	-	9,423.8
5439000	7/18/1999	7.4	7.4	0.2602	1.93	8522	72.2326%	Fecal		CFU/100 mL	200	283.2	86400	-	9,423.8
5439000	10/11/1999	7.4	7.4	0.2602	1.93	8522	72.2326%	Fecal		CFU/100 mL	200	283.2	86400	-	9,423.8
5439000	10/16/1999	7.4	7.4	0.2602	1.93	8522	72.2326%	Fecal		CFU/100 mL	200	283.2	86400	-	9,423.8
5439000	12/10/1999	7.4	7.4	0.2602	1.93	8522	72.2326%	Fecal		CFU/100 mL	200	283.2	86400	-	9,423.8
5439000	7/11/2001	7.4	7.4	0.2602	1.93	8522	72.2326%	Fecal		CFU/100 mL	200	283.2	86400	-	9,423.8
5439000	11/25/2007	7.38	7.38	0.2602	1.92	8530	72.3004%	Fecal		CFU/100 mL	200	283.2	86400	-	9,398.3
5439000	11/26/2007	7.38	7.38	0.2602	1.92	8530	72.3004%	Fecal		CFU/100 mL	200	283.2	86400	-	9,398.3
5439000	9/8/2014	7.37	7.37	0.2602	1.92	8532	72.3173%	Fecal		CFU/100 mL	200	283.2	86400	-	9,385.6
5439000	1/10/2015	7.37	7.37	0.2602	1.92	8532	72.3173%	Fecal		CFU/100 mL	200	283.2	86400	-	9,385.6
5439000	6/9/1994	7.36	7.36	0.2602	1.92	8534	72.3343%	Fecal		CFU/100 mL	200	283.2	86400	-	9,372.8
5439000	8/9/2015	7.35	7.35	0.2602	1.91	8535	72.3428%	Fecal		CFU/100 mL	200	283.2	86400	-	9,360.1
5439000	3/29/2006	7.33	7.33	0.2602	1.91	8536	72.3512%	Fecal		CFU/100 mL	200	283.2	86400	-	9,334.6
5439000	8/2/2008	7.33	7.33	0.2602	1.91	8536	72.3512%	Fecal		CFU/100 mL	200	283.2	86400	-	9,334.6
5439000	9/5/2018	7.33	7.33	0.2602	1.91	8536	72.3512%	Fecal		CFU/100 mL	200	283.2	86400	-	9,334.6
5439000	4/9/2003	7.32	7.32	0.2602	1.90	8539	72.3767%	Fecal		CFU/100 mL	200	283.2	86400	-	9,321.9
5439000	1/6/2005	7.32	7.32	0.2602	1.90	8539	72.3767%	Fecal		CFU/100 mL	200	283.2	86400	-	9,321.9
5439000	11/17/2014	7.32	7.32	0.2602	1.90	8539	72.3767%	Fecal		CFU/100 mL	200	283.2	86400	-	9,321.9
5439000	10/25/2007	7.31	7.31	0.2602	1.90	8542	72.4021%	Fecal		CFU/100 mL	200	283.2	86400	-	9,309.1
5439000	7/9/1991	7.3	7.3	0.2602	1.90	8543	72.4106%	Fecal		CFU/100 mL	200	283.2	86400	-	9,296.4
5439000	10/25/1994	7.3	7.3	0.2602	1.90	8543	72.4106%	Fecal		CFU/100 mL	200	283.2	86400	-	9,296.4
5439000	2/24/1996	7.3	7.3	0.2602	1.90	8543	72.4106%	Fecal		CFU/100 mL	200	283.2	86400	-	9,296.4
5439000	3/15/1996	7.3	7.3	0.2602	1.90	8543	72.4106%	Fecal		CFU/100 mL	200	283.2	86400	-	9,296.4
5439000	4/6/1996	7.3	7.3	0.2602	1.90	8543	72.4106%	Fecal		CFU/100 mL	200	283.2	86400	-	9,296.4
5439000	11/7/1996	7.3	7.3	0.2602	1.90	8543	72.4106%	Fecal		CFU/100 mL	200	283.2	86400	-	9,296.4
5439000	8/9/1998	7.3	7.3	0.2602	1.90	8543	72.4106%	Fecal		CFU/100 mL	200	283.2	86400	-	9,296.4
5439000	8/15/2000	7.3	7.3	0.2602	1.90	8543	72.4106%	Fecal		CFU/100 mL	200	283.2	86400	-	9,296.4
5439000	10/25/2011	7.3	7.3	0.2602	1.90	8543	72.4106%	Fecal		CFU/100 mL	200	283.2	86400	-	9,296.4
5439000	5/31/1994	7.29	7.29	0.2602	1.90	8552	72.4869%	Fecal		CFU/100 mL	200	283.2	86400	-	9,283.7
5439000	7/1/2003	7.29	7.29	0.2602	1.90	8552	72.4869%	Fecal		CFU/100 mL	200	283.2	86400	-	9,283.7
5439000	10/27/2010	7.28	7.28	0.2602	1.89	8554	72.5038%	Fecal		CFU/100 mL	200	283.2	86400	-	9,270.9
5439000	10/20/2001	7.26	7.26	0.2602	1.89	8555	72.5123%	Fecal		CFU/100 mL	200	283.2	86400	-	9,245.5
5439000	2/3/2007	7.26	7.26	0.2602	1.89	8555	72.5123%	Fecal		CFU/100 mL	200	283.2	86400	-	9,245.5
5439000	2/4/2007	7.26	7.26	0.2602	1.89	8555	72.5123%	Fecal		CFU/100 mL	200	283.2	86400	-	9,245.5
5439000	2/7/2007	7.26	7.26	0.2602	1.89	8555	72.5123%	Fecal		CFU/100 mL	200	283.2	86400	-	9,245.5
5439000	2/13/2007	7.26	7.26	0.2602	1.89	8555	72.5123%	Fecal		CFU/100 mL	200	283.2	86400	-	9,245.5
5439000	2/15/2007	7.26	7.26	0.2602	1.89	8555	72.5123%	Fecal		CFU/100 mL	200	283.2	86400	-	9,245.5
5439000	12/9/2003	7.25	7.25	0.2602	1.89	8561	72.5631%	Fecal		CFU/100 mL	200	283.2	86400	-	9,232.7
5439000	8/2/2003	7.24	7.24	0.2602	1.88	8562	72.5716%	Fecal		CFU/100 mL	200	283.2	86400	-	9,220.0
5439000	11/27/2007	7.23	7.23	0.2602	1.88	8563	72.5801%	Fecal		CFU/100 mL	200	283.2	86400	-	9,207.3
5439000	11/9/2013	7.22	7.22	0.2602	1.88	8564	72.5886%	Fecal		CFU/100 mL	200	283.2	86400	-	9,194.5
5439000	1/5/2018	7.21	7.21	0.2602	1.88	8565	72.5971%	Fecal		CFU/100 mL	200	283.2	86400	-	9,181.8
5439000	10/3/2000	7.2	7.2	0.2602	1.87	8566	72.6055%	Fecal		CFU/100 mL	200	283.2	86400	-	9,169.1
5439000	1/22/2021	7.2	7.2	0.2602	1.87	8566	72.6055%	Fecal		CFU/100 mL	200	283.2	86400	-	9,169.1
5439000	9/1/2015	7.19	7.19	0.2602	1.87	8568	72.6225%	Fecal		CFU/100 mL	200	283.2	86400	-	9,156.3
5439000	8/31/2018	7.19	7.19	0.2602	1.87	8568	72.6225%	Fecal		CFU/100 mL	200	283.2	86400	-	9,156.3
5439000	2/4/2022	7.19	7.19	0.2602	1.87	8568	72.6225%	Fecal		CFU/100 mL	200	283.2	86400	-	9,156.3
5439000	6/14/2005	7.18	7.18	0.2602	1.87	8571	72.6479%	Fecal		CFU/100 mL	200	283.2	86400	-	9,143.6
5439000	10/31/2006	7.17	7.17	0.2602	1.87	8572	72.6564%	Fecal		CFU/100 mL	200	283.2	86400	-	9,130.9
5439000	9/22/2006	7.16	7.16	0.2602	1.86	8573	72.6649%	Fecal		CFU/100 mL	200	283.2	86400	-	9,118.1
5439000	8/4/1994	7.13	7.13	0.2602	1.86	8574	72.6733%	Fecal		CFU/100 mL	200	283.2	86400	-	9,079.9
5439000	10/21/2011	7.13	7.13	0.2602	1.86	8574	72.6733%	Fecal		CFU/100 mL	200	283.2	86400	-	9,079.9
5439000	9/12/2006	7.11	7.11	0.2602	1.85	8576	72.6903%	Fecal		CFU/100 mL	200	283.2	86400	-	9,054.5
5439000	11/8/2014	7.11	7.11	0.2602	1.85	8576	72.6903%	Fecal		CFU/100 mL	200	283.2	86400	-	9,054.5
5439000	8/11/1991	7.1	7.1	0.2602	1.85	8578	72.7072%	Fecal		CFU/100 mL	200	283.2	86400	-	9,041.7
5439000	8/13/1991	7.1	7.1	0.2602	1.85	8578	72.7072%	Fecal		CFU/100 mL	200	283.2	86400	-	9,041.7
5439000	6/26/1992	7.1	7.1	0.2602	1.85	8578	72.7072%	Fecal		CFU/100 mL	200	283.2	86400	-	9,041.7
5439000	8/7/1992	7.1	7.1	0.2602	1.85	8578	72.7072%	Fecal		CFU/100 mL	200	283.2	86400	-	9,041.7
5439000	4/7/1996	7.1	7.1	0.2602	1.85	8578	72.7072%	Fecal		CFU/100 mL	200	283.2	86400	-	9,041.7
5439000	4/8/1996	7.1	7.1	0.2602	1.85	8578	72.7072%	Fecal		CFU/100 mL	200	283.2	86400	-	9,041.7
5439000	9/14/1996	7.1	7.1	0.2602	1.85	8578	72.7072%	Fecal		CFU/100 mL	200	283.2	86400	-	9,041.7
5439000	12/4/1996	7.1	7.1	0.2602	1.85	8578	72.7072%	Fecal		CFU/100 mL	200	283.2	86400	-	9,041.7
5439000	10/1/2000	7.1	7.1	0.2602	1.85	8578	72.7072%	Fecal		CFU/100 mL	200	283.2	86400	-	9,041.7
5439000	7/28/2013	7.1	7.1	0.2602	1.85	8578	72.7072%	Fecal		CFU/100 mL	200	283.2	86400	-	9,041.7
5439000	1/11/2015	7.1	7.1	0.2602	1.85	8578	72.7072%	Fecal		CFU/100 mL	200	283.2	86400	-	9,041.7
5439000	9/8/2016	7.1	7.1	0.2602	1.85	8578	72.7072%	Fecal		CFU/100 mL	200	283.2	86400	-	9,041.7
5439000	10/21/2012	7.09	7.09	0.2602	1.85	8590	72.8090%	Fecal		CFU/100 mL	200	283.2	86400	-	9,029.0
5439000	11/17/2020	7.09	7.09	0.2602	1.85	8590	72.8090%	Fecal		CFU/100 mL	200	283.2	86400	-	9,029.0
5439000	11/2/2014	7.08	7.08	0.2602	1.84	8592	72.8259%	Fecal		CFU/100 mL	200	283.2	86400	-	9,016.2
5439000	11/22/2014	7.08	7.08	0.2602	1.84	8592	72.8259%	Fecal		CFU/100 mL	200	283.2	86400	-	9,016.2
5439000	8/10/2021	7.08	7.08	0.2602	1.84	8592	72.8259%	Fecal		CFU/100 mL	200	283.2	86400	-	9,016.2
5439000	9/23/2015	7.06	7.06	0.2602	1.84	8595	72.8513%	Fecal		CFU/100 mL	200	283.2	86400	-	8,990.8
5439000	1/13/2021	7.06	7.06	0.2602	1.84	8595	72.8513%	Fecal		CFU/100 mL	200	283.2	86400	-	8,990.8
5439000	1/11/2022	7.06	7.06	0.2602	1.84	8595	72.8513%	Fecal		CFU/100 mL	200	283.2	86400	-	8,990.8
5439000	11/30/2007	7.05	7.05	0.2602	1.83	8598	72.8768%	Fecal		CFU/100 mL	200	283.2	86400	-	8,978.0
5439000	8/21/2017	7.05	7.05	0.2602	1.83	8598	72.8768%	Fecal		CFU/100 mL	200	283.2	86400	-	8,978.0
5439000	7/4/2003	7.03	7.03	0.2602	1.83	8600	72.8937%	Fecal		CFU/100 mL	200	283.2	86400	-	8,952.6
5439000	8/20/1995	7	7	0.2602	1.82	8601	72.9022%	Fecal		CFU/100 mL	200	283.2	86400	-	8,914.4
5439000	4/9/1996	7	7	0.2602	1.82	8601	72.9022%	Fecal		CFU/100 mL	200	283.2	86400	-	8,914.4
5439000	11/1/1996	7	7	0.2602	1.82	8601	72.9022%	Fecal		CFU/100 mL	200	283.2	86400	-	8,914.4
5439000	7/28/1999	7	7	0.2602	1.82	8601	72.9022%	Fecal		CFU/100 mL	200	283.2	86400	-	8,914.4
5439000	12/5/2007	7	7	0.2602	1.82	8601	72.9022%	Fecal		CFU/100 mL	200	283.2	86400	-	8,914.4
5439000	1/12/2015	7	7	0.2602	1.82	8601	72.9022%	Fecal		CFU/100 mL	200	283.2	86400	-	8,914.4
5439000	9/7/2018	7	7	0.2602	1.82	8601	72.9022%	Fecal		CFU/100 mL	200	283.2	86400	-	8,914.4
5439000	9/5/2010	6.99	6.99	0.2602	1.82	8608	72.9615%	Fecal		CFU/100 mL	200	283.2	86400	-	8,901.6
5439000	10/28/2007	6.98	6.98	0.2602	1.82	8609	72.9700%	Fecal		CFU/100 mL	200	283.2	86400	-	8,888.9
5439000	9/15/2014	6.98	6.98	0.2602	1.82	8609	72.9700%	Fecal		CFU/100 mL	200	283.2	86400	-	8,888.9
5439000	8/1/2019	6.98	6.98	0.2602	1.82	8609	72.9700%	Fecal		CFU/100 mL	200	283.2	86400	-	8,888.9
5439000	2/25/2014	6.97	6.97	0.2602	1.81	8612	72.9954%	Fecal		CFU/100 mL	200	283.2	86400	-	8,876.2
5439000	1/8/2022	6.96	6.96	0.2602	1.81	8613	73.0039%	Fecal		CFU/100 mL	200	283.2	86400	-	8,863.4
5439000	10/8/2009	6.95	6.95	0.2602	1.81	8614	73.0124%	Fecal		CFU/100 mL	200	283.2	86400	-	8,850.7
5439000	7/13/2006	6.94	6.94	0.2602	1.81	8615	73.0209%	Fecal		CFU/100 mL	200	283.2	86400	-	8,838.0
5439000	10/12/2011	6.93	6.93	0.2602	1.80	8616	73.0293%	Fecal		CFU/100 mL	200	283.2	86400	-	8,825.2
5439000	6/25/2012	6.91	6.91	0.2602	1.80	8617	73.0378%	Fecal		CFU/100 mL	200	283.2	86400	-	8,799.8
5439000	1/18/2022	6.91	6.91	0.2602	1.80	8617	73.0378%	Fecal		CFU/100 mL	200	283.2	86400	-	8,799.8
5439000	2/5/2022	6.91	6.91	0.2602	1.80	8617	73.0378%	Fecal		CFU/100 mL	200	283.2	86400	-	8,799.8
5439000	10/27/1994	6.9	6.9	0.2602	1.80	8620	73.0632%	Fecal		CFU/100 mL	200	283.2	86400	-	8,787.0
5439000	10/31/1995	6.9	6.9	0.2602	1.80	8620	73.0632%	Fecal		CFU/100 mL	200	283.2	86400	-	8,787.0
5439000	12/3/1996	6.9	6.9	0.2602	1.80	8620	73.0632%	Fecal		CFU/100 mL	200	283.2	86400	-	8,787.0
5439000	7/29/1998	6.9	6.9	0.2602	1.80	8620	73.0632%	Fecal		CFU/100 mL	200	283.2	86400	-	8,787.0
5439000	12/16/1999	6.9	6.9	0.2602	1.80	8620	73.0632%	Fecal		CFU/100 mL	200	283.2	86400	-	8,787.0
5439000	8/6/2002	6.9	6.9	0.2602	1.80	8620	73.0632%	Fecal		CFU/100 mL	200	283.2	86400	-	8,787.0

Gage ID	Date	Discharge (CFS)	Gage Discharge (less Surrogate NPDES) (CFS)	Watershed Area Ratio	Calculated flow (CFS)	Rank	Flow Exceedance %	Parameter	Results	Units (mg or micro_gram	Limit/Standard	100mL/CF	sec/day	Actual Load (million colonies/day)	Allowable Load (million colonies/day)
5439000	8/26/2002	6.89	6.89	0.2602	1.79	8626	73.1141%	Fecal		CFU/100 mL	200	283.2	86400	-	8,774.3
5439000	4/10/2003	6.89	6.89	0.2602	1.79	8626	73.1141%	Fecal		CFU/100 mL	200	283.2	86400	-	8,774.3
5439000	1/13/2015	6.88	6.88	0.2602	1.79	8628	73.1310%	Fecal		CFU/100 mL	200	283.2	86400	-	8,761.6
5439000	1/14/2015	6.88	6.88	0.2602	1.79	8628	73.1310%	Fecal		CFU/100 mL	200	283.2	86400	-	8,761.6
5439000	1/15/2015	6.88	6.88	0.2602	1.79	8628	73.1310%	Fecal		CFU/100 mL	200	283.2	86400	-	8,761.6
5439000	7/26/1994	6.87	6.87	0.2602	1.79	8631	73.1565%	Fecal		CFU/100 mL	200	283.2	86400	-	8,748.8
5439000	7/3/2003	6.87	6.87	0.2602	1.79	8631	73.1565%	Fecal		CFU/100 mL	200	283.2	86400	-	8,748.8
5439000	1/16/2014	6.87	6.87	0.2602	1.79	8631	73.1565%	Fecal		CFU/100 mL	200	283.2	86400	-	8,748.8
5439000	9/11/2019	6.87	6.87	0.2602	1.79	8631	73.1565%	Fecal		CFU/100 mL	200	283.2	86400	-	8,748.8
5439000	7/30/2020	6.87	6.87	0.2602	1.79	8631	73.1565%	Fecal		CFU/100 mL	200	283.2	86400	-	8,748.8
5439000	8/21/2015	6.85	6.85	0.2602	1.78	8636	73.1988%	Fecal		CFU/100 mL	200	283.2	86400	-	8,723.3
5439000	1/19/2021	6.85	6.85	0.2602	1.78	8636	73.1988%	Fecal		CFU/100 mL	200	283.2	86400	-	8,723.3
5439000	8/14/2019	6.84	6.84	0.2602	1.78	8638	73.2158%	Fecal		CFU/100 mL	200	283.2	86400	-	8,710.6
5439000	6/1/1994	6.81	6.81	0.2602	1.77	8639	73.2243%	Fecal		CFU/100 mL	200	283.2	86400	-	8,672.4
5439000	10/3/1990	6.8	6.8	0.2602	1.77	8640	73.2328%	Fecal		CFU/100 mL	200	283.2	86400	-	8,659.7
5439000	11/17/1996	6.8	6.8	0.2602	1.77	8640	73.2328%	Fecal		CFU/100 mL	200	283.2	86400	-	8,659.7
5439000	7/2/2003	6.8	6.8	0.2602	1.77	8640	73.2328%	Fecal		CFU/100 mL	200	283.2	86400	-	8,659.7
5439000	1/21/2021	6.8	6.8	0.2602	1.77	8640	73.2328%	Fecal		CFU/100 mL	200	283.2	86400	-	8,659.7
5439000	2/6/2021	6.8	6.8	0.2602	1.77	8640	73.2328%	Fecal		CFU/100 mL	200	283.2	86400	-	8,659.7
5439000	7/14/2006	6.79	6.79	0.2602	1.77	8645	73.2751%	Fecal		CFU/100 mL	200	283.2	86400	-	8,646.9
5439000	8/15/2011	6.79	6.79	0.2602	1.77	8645	73.2751%	Fecal		CFU/100 mL	200	283.2	86400	-	8,646.9
5439000	10/18/2011	6.79	6.79	0.2602	1.77	8645	73.2751%	Fecal		CFU/100 mL	200	283.2	86400	-	8,646.9
5439000	7/4/2005	6.78	6.78	0.2602	1.76	8648	73.3006%	Fecal		CFU/100 mL	200	283.2	86400	-	8,634.2
5439000	6/7/1994	6.77	6.77	0.2602	1.76	8649	73.3090%	Fecal		CFU/100 mL	200	283.2	86400	-	8,621.5
5439000	7/19/2016	6.76	6.76	0.2602	1.76	8650	73.3175%	Fecal		CFU/100 mL	200	283.2	86400	-	8,608.7
5439000	2/15/2021	6.76	6.76	0.2602	1.76	8650	73.3175%	Fecal		CFU/100 mL	200	283.2	86400	-	8,608.7
5439000	10/2/2002	6.75	6.75	0.2602	1.76	8652	73.3345%	Fecal		CFU/100 mL	200	283.2	86400	-	8,596.0
5439000	1/27/2013	6.75	6.75	0.2602	1.76	8652	73.3345%	Fecal		CFU/100 mL	200	283.2	86400	-	8,596.0
5439000	7/30/2013	6.75	6.75	0.2602	1.76	8652	73.3345%	Fecal		CFU/100 mL	200	283.2	86400	-	8,596.0
5439000	9/12/2009	6.74	6.74	0.2602	1.75	8655	73.3599%	Fecal		CFU/100 mL	200	283.2	86400	-	8,583.3
5439000	10/24/2015	6.73	6.73	0.2602	1.75	8656	73.3684%	Fecal		CFU/100 mL	200	283.2	86400	-	8,570.5
5439000	11/10/2014	6.72	6.72	0.2602	1.75	8657	73.3768%	Fecal		CFU/100 mL	200	283.2	86400	-	8,557.8
5439000	7/9/1992	6.7	6.7	0.2602	1.74	8658	73.3853%	Fecal		CFU/100 mL	200	283.2	86400	-	8,532.3
5439000	8/29/1998	6.7	6.7	0.2602	1.74	8658	73.3853%	Fecal		CFU/100 mL	200	283.2	86400	-	8,532.3
5439000	10/12/1999	6.7	6.7	0.2602	1.74	8658	73.3853%	Fecal		CFU/100 mL	200	283.2	86400	-	8,532.3
5439000	9/29/2000	6.7	6.7	0.2602	1.74	8658	73.3853%	Fecal		CFU/100 mL	200	283.2	86400	-	8,532.3
5439000	7/18/2012	6.7	6.7	0.2602	1.74	8658	73.3853%	Fecal		CFU/100 mL	200	283.2	86400	-	8,532.3
5439000	11/6/2007	6.69	6.69	0.2602	1.74	8663	73.4277%	Fecal		CFU/100 mL	200	283.2	86400	-	8,519.6
5439000	1/7/2021	6.68	6.68	0.2602	1.74	8664	73.4362%	Fecal		CFU/100 mL	200	283.2	86400	-	8,506.9
5439000	9/27/1994	6.67	6.67	0.2602	1.74	8665	73.4447%	Fecal		CFU/100 mL	200	283.2	86400	-	8,494.1
5439000	11/11/2007	6.67	6.67	0.2602	1.74	8665	73.4447%	Fecal		CFU/100 mL	200	283.2	86400	-	8,494.1
5439000	6/15/2005	6.65	6.65	0.2602	1.73	8667	73.4616%	Fecal		CFU/100 mL	200	283.2	86400	-	8,468.7
5439000	10/24/2010	6.65	6.65	0.2602	1.73	8667	73.4616%	Fecal		CFU/100 mL	200	283.2	86400	-	8,468.7
5439000	7/31/2012	6.65	6.65	0.2602	1.73	8667	73.4616%	Fecal		CFU/100 mL	200	283.2	86400	-	8,468.7
5439000	10/31/2007	6.64	6.64	0.2602	1.73	8670	73.4870%	Fecal		CFU/100 mL	200	283.2	86400	-	8,455.9
5439000	11/15/2007	6.64	6.64	0.2602	1.73	8670	73.4870%	Fecal		CFU/100 mL	200	283.2	86400	-	8,455.9
5439000	1/16/2015	6.64	6.64	0.2602	1.73	8670	73.4870%	Fecal		CFU/100 mL	200	283.2	86400	-	8,455.9
5439000	2/6/2022	6.64	6.64	0.2602	1.73	8670	73.4870%	Fecal		CFU/100 mL	200	283.2	86400	-	8,455.9
5439000	6/2/1994	6.63	6.63	0.2602	1.73	8674	73.5209%	Fecal		CFU/100 mL	200	283.2	86400	-	8,443.2
5439000	6/12/1994	6.63	6.63	0.2602	1.73	8674	73.5209%	Fecal		CFU/100 mL	200	283.2	86400	-	8,443.2
5439000	11/2/2013	6.63	6.63	0.2602	1.73	8674	73.5209%	Fecal		CFU/100 mL	200	283.2	86400	-	8,443.2
5439000	8/5/2012	6.62	6.62	0.2602	1.72	8677	73.5464%	Fecal		CFU/100 mL	200	283.2	86400	-	8,430.4
5439000	1/28/2021	6.62	6.62	0.2602	1.72	8677	73.5464%	Fecal		CFU/100 mL	200	283.2	86400	-	8,430.4
5439000	11/9/2007	6.61	6.61	0.2602	1.72	8679	73.5633%	Fecal		CFU/100 mL	200	283.2	86400	-	8,417.7
5439000	11/12/2012	6.61	6.61	0.2602	1.72	8679	73.5633%	Fecal		CFU/100 mL	200	283.2	86400	-	8,417.7
5439000	3/7/2013	6.61	6.61	0.2602	1.72	8679	73.5633%	Fecal		CFU/100 mL	200	283.2	86400	-	8,417.7
5439000	9/13/1990	6.6	6.6	0.2602	1.72	8682	73.5887%	Fecal		CFU/100 mL	200	283.2	86400	-	8,405.0
5439000	6/22/1992	6.6	6.6	0.2602	1.72	8682	73.5887%	Fecal		CFU/100 mL	200	283.2	86400	-	8,405.0
5439000	2/25/1996	6.6	6.6	0.2602	1.72	8682	73.5887%	Fecal		CFU/100 mL	200	283.2	86400	-	8,405.0
5439000	3/22/1996	6.6	6.6	0.2602	1.72	8682	73.5887%	Fecal		CFU/100 mL	200	283.2	86400	-	8,405.0
5439000	4/10/1996	6.6	6.6	0.2602	1.72	8682	73.5887%	Fecal		CFU/100 mL	200	283.2	86400	-	8,405.0
5439000	7/13/1997	6.6	6.6	0.2602	1.72	8682	73.5887%	Fecal		CFU/100 mL	200	283.2	86400	-	8,405.0
5439000	7/14/1997	6.6	6.6	0.2602	1.72	8682	73.5887%	Fecal		CFU/100 mL	200	283.2	86400	-	8,405.0
5439000	7/15/1997	6.6	6.6	0.2602	1.72	8682	73.5887%	Fecal		CFU/100 mL	200	283.2	86400	-	8,405.0
5439000	8/26/1998	6.6	6.6	0.2602	1.72	8682	73.5887%	Fecal		CFU/100 mL	200	283.2	86400	-	8,405.0
5439000	1/5/1999	6.6	6.6	0.2602	1.72	8682	73.5887%	Fecal		CFU/100 mL	200	283.2	86400	-	8,405.0
5439000	12/12/1999	6.6	6.6	0.2602	1.72	8682	73.5887%	Fecal		CFU/100 mL	200	283.2	86400	-	8,405.0
5439000	8/2/2001	6.6	6.6	0.2602	1.72	8682	73.5887%	Fecal		CFU/100 mL	200	283.2	86400	-	8,405.0
5439000	12/19/2004	6.6	6.6	0.2602	1.72	8682	73.5887%	Fecal		CFU/100 mL	200	283.2	86400	-	8,405.0
5439000	8/22/2017	6.59	6.59	0.2602	1.71	8695	73.6989%	Fecal		CFU/100 mL	200	283.2	86400	-	8,392.2
5439000	8/5/2009	6.58	6.58	0.2602	1.71	8696	73.7074%	Fecal		CFU/100 mL	200	283.2	86400	-	8,379.5
5439000	7/24/2012	6.58	6.58	0.2602	1.71	8696	73.7074%	Fecal		CFU/100 mL	200	283.2	86400	-	8,379.5
5439000	11/28/2007	6.57	6.57	0.2602	1.71	8698	73.7244%	Fecal		CFU/100 mL	200	283.2	86400	-	8,366.8
5439000	4/16/2003	6.56	6.56	0.2602	1.71	8699	73.7328%	Fecal		CFU/100 mL	200	283.2	86400	-	8,354.0
5439000	8/16/2015	6.56	6.56	0.2602	1.71	8699	73.7328%	Fecal		CFU/100 mL	200	283.2	86400	-	8,354.0
5439000	10/8/2011	6.55	6.55	0.2602	1.70	8701	73.7498%	Fecal		CFU/100 mL	200	283.2	86400	-	8,341.3
5439000	11/20/2007	6.54	6.54	0.2602	1.70	8702	73.7583%	Fecal		CFU/100 mL	200	283.2	86400	-	8,328.6
5439000	8/24/2010	6.54	6.54	0.2602	1.70	8702	73.7583%	Fecal		CFU/100 mL	200	283.2	86400	-	8,328.6
5439000	10/19/2011	6.54	6.54	0.2602	1.70	8702	73.7583%	Fecal		CFU/100 mL	200	283.2	86400	-	8,328.6
5439000	9/23/1994	6.53	6.53	0.2602	1.70	8705	73.7837%	Fecal		CFU/100 mL	200	283.2	86400	-	8,315.8
5439000	3/26/2006	6.53	6.53	0.2602	1.70	8705	73.7837%	Fecal		CFU/100 mL	200	283.2	86400	-	8,315.8
5439000	11/1/2007	6.52	6.52	0.2602	1.70	8707	73.8006%	Fecal		CFU/100 mL	200	283.2	86400	-	8,303.1
5439000	10/28/2020	6.52	6.52	0.2602	1.70	8707	73.8006%	Fecal		CFU/100 mL	200	283.2	86400	-	8,303.1
5439000	9/9/2008	6.51	6.51	0.2602	1.69	8709	73.8176%	Fecal		CFU/100 mL	200	283.2	86400	-	8,290.4
5439000	3/4/2013	6.51	6.51	0.2602	1.69	8709	73.8176%	Fecal		CFU/100 mL	200	283.2	86400	-	8,290.4
5439000	2/3/2021	6.51	6.51	0.2602	1.69	8709	73.8176%	Fecal		CFU/100 mL	200	283.2	86400	-	8,290.4
5439000	10/20/1995	6.5	6.5	0.2602	1.69	8712	73.8430%	Fecal		CFU/100 mL	200	283.2	86400	-	8,277.6
5439000	2/17/1996	6.5	6.5	0.2602	1.69	8712	73.8430%	Fecal		CFU/100 mL	200	283.2	86400	-	8,277.6
5439000	7/20/1999	6.5	6.5	0.2602	1.69	8712	73.8430%	Fecal		CFU/100 mL	200	283.2	86400	-	8,277.6
5439000	12/11/1999	6.5	6.5	0.2602	1.69	8712	73.8430%	Fecal		CFU/100 mL	200	283.2	86400	-	8,277.6
5439000	12/12/2010	6.5	6.5	0.2602	1.69	8712	73.8430%	Fecal		CFU/100 mL	200	283.2	86400	-	8,277.6
5439000	9/11/2016	6.5	6.5	0.2602	1.69	8712	73.8430%	Fecal		CFU/100 mL	200	283.2	86400	-	8,277.6
5439000	3/28/2003	6.49	6.49	0.2602	1.69	8718	73.8939%	Fecal		CFU/100 mL	200	283.2	86400	-	8,264.9
5439000	11/12/2020	6.49	6.49	0.2602	1.69	8718	73.8939%	Fecal		CFU/100 mL	200	283.2	86400	-	8,264.9
5439000	6/3/1994	6.48	6.48	0.2602	1.69	8720	73.9108%	Fecal		CFU/100 mL	200	283.2	86400	-	8,252.2
5439000	6/5/1994	6.48	6.48	0.2602	1.69	8720	73.9108%	Fecal		CFU/100 mL	200	283.2	86400	-	8,252.2
5439000	9/1/2019	6.48	6.48	0.2602	1.69	8720	73.9108%	Fecal		CFU/100 mL	200	283.2	86400	-	8,252.2
5439000	3/6/2013	6.47	6.47	0.2602	1.68	8723	73.9363%	Fecal		CFU/100 mL	200	283.2	86400	-	8,239.4
5439000	12/27/2010	6.46	6.46	0.2602	1.68	8724	73.9447%	Fecal		CFU/100 mL	200	283.2	86400	-	8,226.7
5439000	2/14/2021	6.46	6.46	0.2602	1.68	8724	73.9447%	Fecal		CFU/100 mL	200	283.2	86400	-	8,226.7
5439000	6/4/1994	6.45	6.45	0.2602	1.68	8726	73.9617%	Fecal		CFU/100 mL	200	283.2	86400	-	8,214.0
5439000	11/5/2007	6.45	6.45	0.2602	1.68	8726	73.9617%	Fecal		CFU/100 mL	200	283.2	86400	-	8,214.0
5439000	2/7/2021	6.45	6.45	0.2602	1.68	8726	73.9617%	Fecal		CFU/100 mL	200	283.2	86400	-	8,214.0
5439000	12/24/2003	6.44	6.44	0.2602	1.68	8729	73.9871%	Fecal		CFU/100 mL	200	283.2	86400	-	8,201.2
5439000	10/7/2016	6.44	6.44	0.2602	1.68	8729	73.9871%	Fecal		CFU/100 mL	200	283.2	86400	-	8,201.2
5439000	1/9/2021	6.44	6.44	0.2602	1.68	8729	73.9871%	Fecal		CFU/100 mL	200	283.2	86400	-	8,201.2
5439000	2/13/2021	6.44	6.44	0.2602	1.68	8729	73.9871%	Fecal		CFU/100 mL	200	283.2	86400	-	8,201.2
5439000	2/12/2021	6.43	6.43	0.2602	1.67	8733	74.0210%	Fecal		CFU/100 mL	200	283.2	86400	-	8,188.5
5439000	8/3/2021	6.43	6.43	0.2602	1.67	8733	74.0210%	Fecal		CFU/100 mL	200	283.2	86400	-	8,188.5
5439000	1/17/2022	6.42	6.42	0.2602	1.67	8735	74.0380%	Fecal		CFU/100 mL	200	283.2	86400	-	8,175.7
5439000	1/17/2015	6.41	6.41	0.2602	1.67	8736	74.0464%	Fecal		CFU/100 mL	200	283.2	86400	-	8,163.0
5439000	9/26/2016	6.41	6.41	0.2602	1.67	8736	74.0464%	Fecal		CFU/100 mL	200	283.2	86400	-	8,163.0
5439000	2/10/2021	6.41	6.41	0.2602	1.67	8736	74.0464%	Fecal		CFU/100 mL	200	283.2	86400	-	8,163.0
5439000	11/2/2021	6.41	6.41	0.2602	1.67	8736	74.0464%	Fecal		CFU/100 mL	200	283.2	86400	-	8,163.0
5439000	2/9/2022	6.41	6.41	0.2602	1.67	8736	74.0464%	Fecal		CFU/100 mL	200	283.2	86400	-	8,163.0
5439000	9/15/1990	6.4	6.4	0.2602	1.67	8741	74.0888%	Fecal		CFU/100 mL	200	283.2	86400	-	8,150.3
5439000	9/15/1996	6.4	6.4	0.2602	1.67	8741	74.0888%	Fecal		CFU/100 mL	200	283.2	86400	-	8,150.3
5439000	12/6/2007	6.4	6.4	0.2602	1.67	8741	74.0888%	Fecal		CFU/100 mL	200	283.2	86400	-	8,150.3
5439000	2/9/2021	6.4	6.4	0.2602	1.67	8741	74.0888%	Fecal		CFU/100 mL	200	283.2	86400	-	8,150.3
5439000	2/11/2021	6.4	6.4	0.2602	1.67	8741	74.0888%	Fecal		CFU/100 mL	200	283.2	86400	-	8,150.3
5439000	9/15/2020	6.39	6.39	0.2602	1.66	8746	74.1312%	Fecal		CFU/100 mL	200	283.2	86400	-	8,137.5
5439000	2/8/2021	6.39	6.39	0.2602	1.66	8746	74.1312%	Fecal		CFU/100 mL	200	283.2	86400	-	8,137.5
5439000	9/28/1994	6.38	6.38	0.2602	1.66	8748	74.1482%	Fecal		CFU/100 mL	200	283.2	86400	-	8,124.8
5439000	6/6/1994	6.37	6.37	0.2602	1.66	8749	74.1566%	Fecal		CFU/100 mL	200	283.2	86400	-	8,112.1
5439000	11/2/2011	6.37	6.37	0.2602	1.66	8749	74.1566%	Fecal		CFU/100 mL	200	283.2	86400	-	8,112.1

Gage ID	Date	Discharge (CFS)	Gage Discharge (less Surrogate NPDES) (CFS)	Watershed Area Ratio	Calculated flow (CFS)	Rank	Flow Exceedance %	Parameter	Results	Units (mg or micro_gram	Limit/Standard	100mL/CF	sec/day	Actual Load (million colonies/day)	Allowable Load (million colonies/day)
5439000	11/15/2006	6.36	6.36	0.2602	1.66	8751	74.1736%	Fecal		CFU/100 mL	200	283.2	86400	-	8,099.3
5439000	8/28/2019	6.36	6.36	0.2602	1.66	8751	74.1736%	Fecal		CFU/100 mL	200	283.2	86400	-	8,099.3
5439000	2/1/2006	6.35	6.35	0.2602	1.65	8753	74.1905%	Fecal		CFU/100 mL	200	283.2	86400	-	8,086.6
5439000	1/8/2021	6.35	6.35	0.2602	1.65	8753	74.1905%	Fecal		CFU/100 mL	200	283.2	86400	-	8,086.6
5439000	4/6/2003	6.34	6.34	0.2602	1.65	8755	74.2075%	Fecal		CFU/100 mL	200	283.2	86400	-	8,073.9
5439000	9/13/2006	6.34	6.34	0.2602	1.65	8755	74.2075%	Fecal		CFU/100 mL	200	283.2	86400	-	8,073.9
5439000	7/28/2018	6.34	6.34	0.2602	1.65	8755	74.2075%	Fecal		CFU/100 mL	200	283.2	86400	-	8,073.9
5439000	1/12/2022	6.34	6.34	0.2602	1.65	8755	74.2075%	Fecal		CFU/100 mL	200	283.2	86400	-	8,073.9
5439000	7/14/2002	6.32	6.32	0.2602	1.64	8759	74.2414%	Fecal		CFU/100 mL	200	283.2	86400	-	8,048.4
5439000	8/6/2016	6.32	6.32	0.2602	1.64	8759	74.2414%	Fecal		CFU/100 mL	200	283.2	86400	-	8,048.4
5439000	11/23/2010	6.31	6.31	0.2602	1.64	8761	74.2583%	Fecal		CFU/100 mL	200	283.2	86400	-	8,035.7
5439000	8/29/2017	6.31	6.31	0.2602	1.64	8761	74.2583%	Fecal		CFU/100 mL	200	283.2	86400	-	8,035.7
5439000	2/7/2022	6.31	6.31	0.2602	1.64	8761	74.2583%	Fecal		CFU/100 mL	200	283.2	86400	-	8,035.7
5439000	1/1/1990	6.3	6.3	0.2602	1.64	8764	74.2838%	Fecal		CFU/100 mL	200	283.2	86400	-	8,022.9
5439000	9/23/1990	6.3	6.3	0.2602	1.64	8764	74.2838%	Fecal		CFU/100 mL	200	283.2	86400	-	8,022.9
5439000	10/25/1991	6.3	6.3	0.2602	1.64	8764	74.2838%	Fecal		CFU/100 mL	200	283.2	86400	-	8,022.9
5439000	6/27/1992	6.3	6.3	0.2602	1.64	8764	74.2838%	Fecal		CFU/100 mL	200	283.2	86400	-	8,022.9
5439000	10/28/1994	6.3	6.3	0.2602	1.64	8764	74.2838%	Fecal		CFU/100 mL	200	283.2	86400	-	8,022.9
5439000	8/3/1995	6.3	6.3	0.2602	1.64	8764	74.2838%	Fecal		CFU/100 mL	200	283.2	86400	-	8,022.9
5439000	3/16/1996	6.3	6.3	0.2602	1.64	8764	74.2838%	Fecal		CFU/100 mL	200	283.2	86400	-	8,022.9
5439000	9/30/1996	6.3	6.3	0.2602	1.64	8764	74.2838%	Fecal		CFU/100 mL	200	283.2	86400	-	8,022.9
5439000	7/21/1997	6.3	6.3	0.2602	1.64	8764	74.2838%	Fecal		CFU/100 mL	200	283.2	86400	-	8,022.9
5439000	10/13/1999	6.3	6.3	0.2602	1.64	8764	74.2838%	Fecal		CFU/100 mL	200	283.2	86400	-	8,022.9
5439000	12/14/1999	6.3	6.3	0.2602	1.64	8764	74.2838%	Fecal		CFU/100 mL	200	283.2	86400	-	8,022.9
5439000	9/16/2000	6.3	6.3	0.2602	1.64	8764	74.2838%	Fecal		CFU/100 mL	200	283.2	86400	-	8,022.9
5439000	7/12/2001	6.3	6.3	0.2602	1.64	8764	74.2838%	Fecal		CFU/100 mL	200	283.2	86400	-	8,022.9
5439000	1/8/2005	6.3	6.3	0.2602	1.64	8764	74.2838%	Fecal		CFU/100 mL	200	283.2	86400	-	8,022.9
5439000	3/30/2006	6.3	6.3	0.2602	1.64	8764	74.2838%	Fecal		CFU/100 mL	200	283.2	86400	-	8,022.9
5439000	1/18/2015	6.3	6.3	0.2602	1.64	8764	74.2838%	Fecal		CFU/100 mL	200	283.2	86400	-	8,022.9
5439000	8/3/2016	6.3	6.3	0.2602	1.64	8764	74.2838%	Fecal		CFU/100 mL	200	283.2	86400	-	8,022.9
5439000	11/18/2020	6.3	6.3	0.2602	1.64	8764	74.2838%	Fecal		CFU/100 mL	200	283.2	86400	-	8,022.9
5439000	11/26/2021	6.3	6.3	0.2602	1.64	8764	74.2838%	Fecal		CFU/100 mL	200	283.2	86400	-	8,022.9
5439000	11/12/2007	6.29	6.29	0.2602	1.64	8783	74.4448%	Fecal		CFU/100 mL	200	283.2	86400	-	8,010.2
5439000	10/16/2016	6.29	6.29	0.2602	1.64	8783	74.4448%	Fecal		CFU/100 mL	200	283.2	86400	-	8,010.2
5439000	2/8/2022	6.29	6.29	0.2602	1.64	8783	74.4448%	Fecal		CFU/100 mL	200	283.2	86400	-	8,010.2
5439000	1/10/2005	6.28	6.28	0.2602	1.63	8786	74.4702%	Fecal		CFU/100 mL	200	283.2	86400	-	7,997.5
5439000	8/8/2008	6.28	6.28	0.2602	1.63	8786	74.4702%	Fecal		CFU/100 mL	200	283.2	86400	-	7,997.5
5439000	11/27/2021	6.28	6.28	0.2602	1.63	8786	74.4702%	Fecal		CFU/100 mL	200	283.2	86400	-	7,997.5
5439000	10/26/2011	6.27	6.27	0.2602	1.63	8789	74.4957%	Fecal		CFU/100 mL	200	283.2	86400	-	7,984.7
5439000	8/15/2014	6.27	6.27	0.2602	1.63	8789	74.4957%	Fecal		CFU/100 mL	200	283.2	86400	-	7,984.7
5439000	7/18/2003	6.26	6.26	0.2602	1.63	8791	74.5126%	Fecal		CFU/100 mL	200	283.2	86400	-	7,972.0
5439000	2/2/2009	6.26	6.26	0.2602	1.63	8791	74.5126%	Fecal		CFU/100 mL	200	283.2	86400	-	7,972.0
5439000	6/29/2012	6.26	6.26	0.2602	1.63	8791	74.5126%	Fecal		CFU/100 mL	200	283.2	86400	-	7,972.0
5439000	3/5/2013	6.25	6.25	0.2602	1.63	8794	74.5381%	Fecal		CFU/100 mL	200	283.2	86400	-	7,959.3
5439000	10/30/2007	6.23	6.23	0.2602	1.62	8795	74.5465%	Fecal		CFU/100 mL	200	283.2	86400	-	7,933.8
5439000	9/2/2018	6.23	6.23	0.2602	1.62	8795	74.5465%	Fecal		CFU/100 mL	200	283.2	86400	-	7,933.8
5439000	1/19/2015	6.22	6.22	0.2602	1.62	8797	74.5635%	Fecal		CFU/100 mL	200	283.2	86400	-	7,921.1
5439000	9/14/1990	6.2	6.2	0.2602	1.61	8798	74.5720%	Fecal		CFU/100 mL	200	283.2	86400	-	7,895.6
5439000	9/16/1990	6.2	6.2	0.2602	1.61	8798	74.5720%	Fecal		CFU/100 mL	200	283.2	86400	-	7,895.6
5439000	9/16/1991	6.2	6.2	0.2602	1.61	8798	74.5720%	Fecal		CFU/100 mL	200	283.2	86400	-	7,895.6
5439000	1/30/1996	6.2	6.2	0.2602	1.61	8798	74.5720%	Fecal		CFU/100 mL	200	283.2	86400	-	7,895.6
5439000	7/25/1997	6.2	6.2	0.2602	1.61	8798	74.5720%	Fecal		CFU/100 mL	200	283.2	86400	-	7,895.6
5439000	11/2/2003	6.2	6.2	0.2602	1.61	8798	74.5720%	Fecal		CFU/100 mL	200	283.2	86400	-	7,895.6
5439000	7/21/2006	6.19	6.19	0.2602	1.61	8804	74.6228%	Fecal		CFU/100 mL	200	283.2	86400	-	7,882.8
5439000	12/1/2010	6.19	6.19	0.2602	1.61	8804	74.6228%	Fecal		CFU/100 mL	200	283.2	86400	-	7,882.8
5439000	8/13/2021	6.19	6.19	0.2602	1.61	8804	74.6228%	Fecal		CFU/100 mL	200	283.2	86400	-	7,882.8
5439000	11/22/2010	6.16	6.16	0.2602	1.60	8807	74.6482%	Fecal		CFU/100 mL	200	283.2	86400	-	7,844.6
5439000	7/29/2013	6.16	6.16	0.2602	1.60	8807	74.6482%	Fecal		CFU/100 mL	200	283.2	86400	-	7,844.6
5439000	8/27/2014	6.16	6.16	0.2602	1.60	8807	74.6482%	Fecal		CFU/100 mL	200	283.2	86400	-	7,844.6
5439000	1/10/2021	6.16	6.16	0.2602	1.60	8807	74.6482%	Fecal		CFU/100 mL	200	283.2	86400	-	7,844.6
5439000	1/7/2022	6.16	6.16	0.2602	1.60	8807	74.6482%	Fecal		CFU/100 mL	200	283.2	86400	-	7,844.6
5439000	4/15/2003	6.15	6.15	0.2602	1.60	8812	74.6906%	Fecal		CFU/100 mL	200	283.2	86400	-	7,831.9
5439000	6/26/2012	6.15	6.15	0.2602	1.60	8812	74.6906%	Fecal		CFU/100 mL	200	283.2	86400	-	7,831.9
5439000	7/31/2020	6.15	6.15	0.2602	1.60	8812	74.6906%	Fecal		CFU/100 mL	200	283.2	86400	-	7,831.9
5439000	11/13/2021	6.15	6.15	0.2602	1.60	8812	74.6906%	Fecal		CFU/100 mL	200	283.2	86400	-	7,831.9
5439000	11/4/2007	6.14	6.14	0.2602	1.60	8816	74.7245%	Fecal		CFU/100 mL	200	283.2	86400	-	7,819.2
5439000	11/20/2013	6.11	6.11	0.2602	1.59	8817	74.7330%	Fecal		CFU/100 mL	200	283.2	86400	-	7,781.0
5439000	10/8/2016	6.11	6.11	0.2602	1.59	8817	74.7330%	Fecal		CFU/100 mL	200	283.2	86400	-	7,781.0
5439000	1/23/2021	6.11	6.11	0.2602	1.59	8817	74.7330%	Fecal		CFU/100 mL	200	283.2	86400	-	7,781.0
5439000	7/10/1991	6.1	6.1	0.2602	1.59	8820	74.7584%	Fecal		CFU/100 mL	200	283.2	86400	-	7,768.2
5439000	11/14/1991	6.1	6.1	0.2602	1.59	8820	74.7584%	Fecal		CFU/100 mL	200	283.2	86400	-	7,768.2
5439000	8/9/1992	6.1	6.1	0.2602	1.59	8820	74.7584%	Fecal		CFU/100 mL	200	283.2	86400	-	7,768.2
5439000	10/28/1995	6.1	6.1	0.2602	1.59	8820	74.7584%	Fecal		CFU/100 mL	200	283.2	86400	-	7,768.2
5439000	10/17/1996	6.1	6.1	0.2602	1.59	8820	74.7584%	Fecal		CFU/100 mL	200	283.2	86400	-	7,768.2
5439000	10/23/1999	6.1	6.1	0.2602	1.59	8820	74.7584%	Fecal		CFU/100 mL	200	283.2	86400	-	7,768.2
5439000	9/26/2001	6.1	6.1	0.2602	1.59	8820	74.7584%	Fecal		CFU/100 mL	200	283.2	86400	-	7,768.2
5439000	7/30/2018	6.1	6.1	0.2602	1.59	8820	74.7584%	Fecal		CFU/100 mL	200	283.2	86400	-	7,768.2
5439000	8/2/2019	6.1	6.1	0.2602	1.59	8820	74.7584%	Fecal		CFU/100 mL	200	283.2	86400	-	7,768.2
5439000	9/21/2009	6.09	6.09	0.2602	1.58	8829	74.8347%	Fecal		CFU/100 mL	200	283.2	86400	-	7,755.5
5439000	11/15/2015	6.09	6.09	0.2602	1.58	8829	74.8347%	Fecal		CFU/100 mL	200	283.2	86400	-	7,755.5
5439000	8/18/2005	6.08	6.08	0.2602	1.58	8831	74.8517%	Fecal		CFU/100 mL	200	283.2	86400	-	7,742.8
5439000	3/27/2006	6.08	6.08	0.2602	1.58	8831	74.8517%	Fecal		CFU/100 mL	200	283.2	86400	-	7,742.8
5439000	8/12/2009	6.08	6.08	0.2602	1.58	8831	74.8517%	Fecal		CFU/100 mL	200	283.2	86400	-	7,742.8
5439000	10/29/2020	6.06	6.06	0.2602	1.58	8834	74.8771%	Fecal		CFU/100 mL	200	283.2	86400	-	7,717.3
5439000	12/14/2021	6.06	6.06	0.2602	1.58	8834	74.8771%	Fecal		CFU/100 mL	200	283.2	86400	-	7,717.3
5439000	10/6/2014	6.05	6.05	0.2602	1.57	8836	74.8940%	Fecal		CFU/100 mL	200	283.2	86400	-	7,704.6
5439000	8/25/2009	6.04	6.04	0.2602	1.57	8837	74.9025%	Fecal		CFU/100 mL	200	283.2	86400	-	7,691.8
5439000	12/30/2003	6.03	6.03	0.2602	1.57	8838	74.9110%	Fecal		CFU/100 mL	200	283.2	86400	-	7,679.1
5439000	11/13/2020	6.03	6.03	0.2602	1.57	8838	74.9110%	Fecal		CFU/100 mL	200	283.2	86400	-	7,679.1
5439000	9/6/2010	6.01	6.01	0.2602	1.56	8840	74.9280%	Fecal		CFU/100 mL	200	283.2	86400	-	7,653.6
5439000	9/12/1991	6	6	0.2602	1.56	8841	74.9364%	Fecal		CFU/100 mL	200	283.2	86400	-	7,640.9
5439000	10/3/1991	6	6	0.2602	1.56	8841	74.9364%	Fecal		CFU/100 mL	200	283.2	86400	-	7,640.9
5439000	6/10/1994	6	6	0.2602	1.56	8841	74.9364%	Fecal		CFU/100 mL	200	283.2	86400	-	7,640.9
5439000	10/7/1994	6	6	0.2602	1.56	8841	74.9364%	Fecal		CFU/100 mL	200	283.2	86400	-	7,640.9
5439000	3/17/1996	6	6	0.2602	1.56	8841	74.9364%	Fecal		CFU/100 mL	200	283.2	86400	-	7,640.9
5439000	3/23/1996	6	6	0.2602	1.56	8841	74.9364%	Fecal		CFU/100 mL	200	283.2	86400	-	7,640.9
5439000	9/16/1996	6	6	0.2602	1.56	8841	74.9364%	Fecal		CFU/100 mL	200	283.2	86400	-	7,640.9
5439000	9/17/1996	6	6	0.2602	1.56	8841	74.9364%	Fecal		CFU/100 mL	200	283.2	86400	-	7,640.9
5439000	9/20/1996	6	6	0.2602	1.56	8841	74.9364%	Fecal		CFU/100 mL	200	283.2	86400	-	7,640.9
5439000	11/5/1996	6	6	0.2602	1.56	8841	74.9364%	Fecal		CFU/100 mL	200	283.2	86400	-	7,640.9
5439000	11/6/1996	6	6	0.2602	1.56	8841	74.9364%	Fecal		CFU/100 mL	200	283.2	86400	-	7,640.9
5439000	10/26/1997	6	6	0.2602	1.56	8841	74.9364%	Fecal		CFU/100 mL	200	283.2	86400	-	7,640.9
5439000	10/2/1998	6	6	0.2602	1.56	8841	74.9364%	Fecal		CFU/100 mL	200	283.2	86400	-	7,640.9
5439000	10/19/1999	6	6	0.2602	1.56	8841	74.9364%	Fecal		CFU/100 mL	200	283.2	86400	-	7,640.9
5439000	12/13/1999	6	6	0.2602	1.56	8841	74.9364%	Fecal		CFU/100 mL	200	283.2	86400	-	7,640.9
5439000	1/10/2000	6	6	0.2602	1.56	8841	74.9364%	Fecal		CFU/100 mL	200	283.2	86400	-	7,640.9
5439000	2/21/2000	6	6	0.2602	1.56	8841	74.9364%	Fecal		CFU/100 mL	200	283.2	86400	-	7,640.9
5439000	9/30/2000	6	6	0.2602	1.56	8841	74.9364%	Fecal		CFU/100 mL	200	283.2	86400	-	7,640.9
5439000	7/13/2001	6	6	0.2602	1.56	8841	74.9364%	Fecal		CFU/100 mL	200	283.2	86400	-	7,640.9
5439000	12/7/2007	6	6	0.2602	1.56	8841	74.9364%	Fecal		CFU/100 mL	200	283.2	86400	-	7,640.9
5439000	11/14/2020	6	6	0.2602	1.56	8841	74.9364%	Fecal		CFU/100 mL	200	283.2	86400	-	7,640.9
5439000	11/2/2007	5.99	5.99	0.2602	1.56	8862	75.1144%	Fecal		CFU/100 mL	200	283.2	86400	-	7,628.2
5439000	7/31/2013	5.99	5.99	0.2602	1.56	8862	75.1144%	Fecal		CFU/100 mL	200	283.2	86400	-	7,628.2
5439000	1/20/2015	5.98	5.98	0.2602	1.56	8864	75.1314%	Fecal		CFU/100 mL	200	283.2	86400	-	7,615.4
5439000	8/27/1994	5.97	5.97	0.2602	1.55	8865	75.1399%	Fecal		CFU/100 mL	200	283.2	86400	-	7,602.7
5439000	7/27/1994	5.96	5.96	0.2602	1.55	8866	75.1483%	Fecal		CFU/100 mL	200	283.2	86400	-	7,589.9
5439000	11/10/2007	5.96	5.96	0.2602	1.55	8866	75.1483%	Fecal		CFU/100 mL	200	283.2	86400	-	7,589.9
5439000	7/2/2012	5.96	5.96	0.2602	1.55	8866	75.1483%	Fecal		CFU/100 mL	200	283.2	86400	-	7,589.9
5439000	1/27/2021	5.96	5.96	0.2602	1.55	8866	75.1483%	Fecal		CFU/100 mL	200	283.2	86400	-	7,589.9
5439000	6/11/1994	5.95	5.95	0.2602	1.55	8870	75.1822%	Fecal		CFU/100 mL	200	283.2	86400	-	7,577.2
5439000	11/13/2007	5.95	5.95	0.2602	1.55	8870	75.1822%	Fecal		CFU/100 mL	200	283.2	86400	-	7,577.2
5439000	8/12/2016	5.94	5.94	0.2602	1.55	8872	75.1992%	Fecal		CFU/100 mL	200	283.2	86400	-	7,564.5
5439000	1/16/2022	5.94	5.94	0.2602	1.55	8872	75.1992%	Fecal		CFU/100 mL	200	283.2	86400	-	7,564.5
5439000	8/1/2020	5.93	5.93	0.2602	1.54	8874	75.2161%	Fecal		CFU/100 mL	200	283.2	86400	-	7,551.7
5439000	10/24/2012	5.92	5.92	0.2602	1.54	8875	75.2246%	Fecal		CFU/100 mL	200	283.2	86400	-	7,539.0

Gage ID	Date	Discharge (CFS)	Gage Discharge (less Surrogate NPDES) (CFS)	Watershed Area Ratio	Calculated flow (CFS)	Rank	Flow Exceedance %	Parameter	Results	Units (mg or micro_gram	Limit/Standard	100mL/CF	sec/day	Actual Load (million colonies/day)	Allowable Load (million colonies/day)
5439000	10/30/2020	5.92	5.92	0.2602	1.54	8875	75.2246%	Fecal		CFU/100 mL	200	283.2	86400	-	7,539.0
5439000	11/16/2015	5.91	5.91	0.2602	1.54	8877	75.2416%	Fecal		CFU/100 mL	200	283.2	86400	-	7,526.3
5439000	9/19/1990	5.9	5.9	0.2602	1.54	8878	75.2500%	Fecal		CFU/100 mL	200	283.2	86400	-	7,513.5
5439000	10/4/1990	5.9	5.9	0.2602	1.54	8878	75.2500%	Fecal		CFU/100 mL	200	283.2	86400	-	7,513.5
5439000	10/8/1990	5.9	5.9	0.2602	1.54	8878	75.2500%	Fecal		CFU/100 mL	200	283.2	86400	-	7,513.5
5439000	6/30/1992	5.9	5.9	0.2602	1.54	8878	75.2500%	Fecal		CFU/100 mL	200	283.2	86400	-	7,513.5
5439000	10/29/1995	5.9	5.9	0.2602	1.54	8878	75.2500%	Fecal		CFU/100 mL	200	283.2	86400	-	7,513.5
5439000	10/8/1998	5.9	5.9	0.2602	1.54	8878	75.2500%	Fecal		CFU/100 mL	200	283.2	86400	-	7,513.5
5439000	1/9/2005	5.9	5.9	0.2602	1.54	8878	75.2500%	Fecal		CFU/100 mL	200	283.2	86400	-	7,513.5
5439000	11/1/2006	5.9	5.9	0.2602	1.54	8878	75.2500%	Fecal		CFU/100 mL	200	283.2	86400	-	7,513.5
5439000	11/3/2007	5.9	5.9	0.2602	1.54	8878	75.2500%	Fecal		CFU/100 mL	200	283.2	86400	-	7,513.5
5439000	12/30/2004	5.89	5.89	0.2602	1.53	8887	75.3263%	Fecal		CFU/100 mL	200	283.2	86400	-	7,500.8
5439000	11/14/2007	5.89	5.89	0.2602	1.53	8887	75.3263%	Fecal		CFU/100 mL	200	283.2	86400	-	7,500.8
5439000	4/13/2003	5.88	5.88	0.2602	1.53	8889	75.3433%	Fecal		CFU/100 mL	200	283.2	86400	-	7,488.1
5439000	4/14/2003	5.88	5.88	0.2602	1.53	8889	75.3433%	Fecal		CFU/100 mL	200	283.2	86400	-	7,488.1
5439000	12/19/2002	5.87	5.87	0.2602	1.53	8891	75.3602%	Fecal		CFU/100 mL	200	283.2	86400	-	7,475.3
5439000	8/26/2016	5.87	5.87	0.2602	1.53	8891	75.3602%	Fecal		CFU/100 mL	200	283.2	86400	-	7,475.3
5439000	10/25/2010	5.86	5.86	0.2602	1.52	8893	75.3772%	Fecal		CFU/100 mL	200	283.2	86400	-	7,462.6
5439000	10/11/2011	5.86	5.86	0.2602	1.52	8893	75.3772%	Fecal		CFU/100 mL	200	283.2	86400	-	7,462.6
5439000	10/27/2011	5.86	5.86	0.2602	1.52	8893	75.3772%	Fecal		CFU/100 mL	200	283.2	86400	-	7,462.6
5439000	11/19/2020	5.86	5.86	0.2602	1.52	8893	75.3772%	Fecal		CFU/100 mL	200	283.2	86400	-	7,462.6
5439000	4/12/2003	5.85	5.85	0.2602	1.52	8897	75.4111%	Fecal		CFU/100 mL	200	283.2	86400	-	7,449.9
5439000	10/16/2012	5.85	5.85	0.2602	1.52	8897	75.4111%	Fecal		CFU/100 mL	200	283.2	86400	-	7,449.9
5439000	7/20/2016	5.85	5.85	0.2602	1.52	8897	75.4111%	Fecal		CFU/100 mL	200	283.2	86400	-	7,449.9
5439000	9/9/2016	5.85	5.85	0.2602	1.52	8897	75.4111%	Fecal		CFU/100 mL	200	283.2	86400	-	7,449.9
5439000	7/29/2018	5.85	5.85	0.2602	1.52	8897	75.4111%	Fecal		CFU/100 mL	200	283.2	86400	-	7,449.9
5439000	7/19/2003	5.83	5.83	0.2602	1.52	8902	75.4535%	Fecal		CFU/100 mL	200	283.2	86400	-	7,424.4
5439000	11/16/2006	5.83	5.83	0.2602	1.52	8902	75.4535%	Fecal		CFU/100 mL	200	283.2	86400	-	7,424.4
5439000	11/21/2013	5.81	5.81	0.2602	1.51	8904	75.4704%	Fecal		CFU/100 mL	200	283.2	86400	-	7,398.9
5439000	8/7/1991	5.8	5.8	0.2602	1.51	8905	75.4789%	Fecal		CFU/100 mL	200	283.2	86400	-	7,386.2
5439000	8/30/1991	5.8	5.8	0.2602	1.51	8905	75.4789%	Fecal		CFU/100 mL	200	283.2	86400	-	7,386.2
5439000	7/1/1992	5.8	5.8	0.2602	1.51	8905	75.4789%	Fecal		CFU/100 mL	200	283.2	86400	-	7,386.2
5439000	11/2/1996	5.8	5.8	0.2602	1.51	8905	75.4789%	Fecal		CFU/100 mL	200	283.2	86400	-	7,386.2
5439000	12/7/1996	5.8	5.8	0.2602	1.51	8905	75.4789%	Fecal		CFU/100 mL	200	283.2	86400	-	7,386.2
5439000	10/17/1999	5.8	5.8	0.2602	1.51	8905	75.4789%	Fecal		CFU/100 mL	200	283.2	86400	-	7,386.2
5439000	8/16/2000	5.8	5.8	0.2602	1.51	8905	75.4789%	Fecal		CFU/100 mL	200	283.2	86400	-	7,386.2
5439000	9/20/2000	5.8	5.8	0.2602	1.51	8905	75.4789%	Fecal		CFU/100 mL	200	283.2	86400	-	7,386.2
5439000	12/20/2004	5.8	5.8	0.2602	1.51	8905	75.4789%	Fecal		CFU/100 mL	200	283.2	86400	-	7,386.2
5439000	12/31/2003	5.79	5.79	0.2602	1.51	8914	75.5552%	Fecal		CFU/100 mL	200	283.2	86400	-	7,373.5
5439000	6/16/2005	5.79	5.79	0.2602	1.51	8914	75.5552%	Fecal		CFU/100 mL	200	283.2	86400	-	7,373.5
5439000	8/4/2021	5.78	5.78	0.2602	1.50	8916	75.5721%	Fecal		CFU/100 mL	200	283.2	86400	-	7,360.7
5439000	12/29/2021	5.78	5.78	0.2602	1.50	8916	75.5721%	Fecal		CFU/100 mL	200	283.2	86400	-	7,360.7
5439000	10/7/2011	5.77	5.77	0.2602	1.50	8918	75.5891%	Fecal		CFU/100 mL	200	283.2	86400	-	7,348.0
5439000	1/21/2015	5.77	5.77	0.2602	1.50	8918	75.5891%	Fecal		CFU/100 mL	200	283.2	86400	-	7,348.0
5439000	11/7/2007	5.75	5.75	0.2602	1.50	8920	75.6060%	Fecal		CFU/100 mL	200	283.2	86400	-	7,322.5
5439000	9/20/2009	5.75	5.75	0.2602	1.50	8920	75.6060%	Fecal		CFU/100 mL	200	283.2	86400	-	7,322.5
5439000	11/20/2021	5.75	5.75	0.2602	1.50	8920	75.6060%	Fecal		CFU/100 mL	200	283.2	86400	-	7,322.5
5439000	10/17/2016	5.74	5.74	0.2602	1.49	8923	75.6315%	Fecal		CFU/100 mL	200	283.2	86400	-	7,309.8
5439000	11/8/2020	5.74	5.74	0.2602	1.49	8923	75.6315%	Fecal		CFU/100 mL	200	283.2	86400	-	7,309.8
5439000	7/24/2004	5.73	5.73	0.2602	1.49	8925	75.6484%	Fecal		CFU/100 mL	200	283.2	86400	-	7,297.0
5439000	11/8/2007	5.73	5.73	0.2602	1.49	8925	75.6484%	Fecal		CFU/100 mL	200	283.2	86400	-	7,297.0
5439000	10/23/2011	5.73	5.73	0.2602	1.49	8925	75.6484%	Fecal		CFU/100 mL	200	283.2	86400	-	7,297.0
5439000	12/30/2021	5.72	5.72	0.2602	1.49	8928	75.6738%	Fecal		CFU/100 mL	200	283.2	86400	-	7,284.3
5439000	8/25/1994	5.71	5.71	0.2602	1.49	8929	75.6823%	Fecal		CFU/100 mL	200	283.2	86400	-	7,271.6
5439000	8/31/2014	5.71	5.71	0.2602	1.49	8929	75.6823%	Fecal		CFU/100 mL	200	283.2	86400	-	7,271.6
5439000	7/11/1991	5.7	5.7	0.2602	1.48	8931	75.6993%	Fecal		CFU/100 mL	200	283.2	86400	-	7,258.8
5439000	10/9/1991	5.7	5.7	0.2602	1.48	8931	75.6993%	Fecal		CFU/100 mL	200	283.2	86400	-	7,258.8
5439000	11/10/1991	5.7	5.7	0.2602	1.48	8931	75.6993%	Fecal		CFU/100 mL	200	283.2	86400	-	7,258.8
5439000	10/1/1996	5.7	5.7	0.2602	1.48	8931	75.6993%	Fecal		CFU/100 mL	200	283.2	86400	-	7,258.8
5439000	10/19/1996	5.7	5.7	0.2602	1.48	8931	75.6993%	Fecal		CFU/100 mL	200	283.2	86400	-	7,258.8
5439000	7/19/1997	5.7	5.7	0.2602	1.48	8931	75.6993%	Fecal		CFU/100 mL	200	283.2	86400	-	7,258.8
5439000	8/19/1997	5.7	5.7	0.2602	1.48	8931	75.6993%	Fecal		CFU/100 mL	200	283.2	86400	-	7,258.8
5439000	10/28/1997	5.7	5.7	0.2602	1.48	8931	75.6993%	Fecal		CFU/100 mL	200	283.2	86400	-	7,258.8
5439000	8/9/2008	5.7	5.7	0.2602	1.48	8931	75.6993%	Fecal		CFU/100 mL	200	283.2	86400	-	7,258.8
5439000	6/30/2012	5.69	5.69	0.2602	1.48	8940	75.7756%	Fecal		CFU/100 mL	200	283.2	86400	-	7,246.1
5439000	9/12/2015	5.68	5.68	0.2602	1.48	8941	75.7840%	Fecal		CFU/100 mL	200	283.2	86400	-	7,233.4
5439000	7/28/1994	5.67	5.67	0.2602	1.48	8942	75.7925%	Fecal		CFU/100 mL	200	283.2	86400	-	7,220.6
5439000	10/29/2007	5.67	5.67	0.2602	1.48	8942	75.7925%	Fecal		CFU/100 mL	200	283.2	86400	-	7,220.6
5439000	9/20/2016	5.66	5.66	0.2602	1.47	8944	75.8095%	Fecal		CFU/100 mL	200	283.2	86400	-	7,207.9
5439000	6/17/2005	5.65	5.65	0.2602	1.47	8945	75.8179%	Fecal		CFU/100 mL	200	283.2	86400	-	7,195.2
5439000	11/18/2007	5.65	5.65	0.2602	1.47	8945	75.8179%	Fecal		CFU/100 mL	200	283.2	86400	-	7,195.2
5439000	9/10/2016	5.65	5.65	0.2602	1.47	8945	75.8179%	Fecal		CFU/100 mL	200	283.2	86400	-	7,195.2
5439000	11/3/2021	5.64	5.64	0.2602	1.47	8948	75.8434%	Fecal		CFU/100 mL	200	283.2	86400	-	7,182.4
5439000	4/11/2003	5.63	5.63	0.2602	1.47	8949	75.8518%	Fecal		CFU/100 mL	200	283.2	86400	-	7,169.7
5439000	12/25/2003	5.63	5.63	0.2602	1.47	8949	75.8518%	Fecal		CFU/100 mL	200	283.2	86400	-	7,169.7
5439000	8/3/2004	5.63	5.63	0.2602	1.47	8949	75.8518%	Fecal		CFU/100 mL	200	283.2	86400	-	7,169.7
5439000	8/23/2017	5.63	5.63	0.2602	1.47	8949	75.8518%	Fecal		CFU/100 mL	200	283.2	86400	-	7,169.7
5439000	8/28/2014	5.62	5.62	0.2602	1.46	8953	75.8857%	Fecal		CFU/100 mL	200	283.2	86400	-	7,157.0
5439000	10/7/2021	5.62	5.62	0.2602	1.46	8953	75.8857%	Fecal		CFU/100 mL	200	283.2	86400	-	7,157.0
5439000	1/15/2022	5.62	5.62	0.2602	1.46	8953	75.8857%	Fecal		CFU/100 mL	200	283.2	86400	-	7,157.0
5439000	9/1/2014	5.61	5.61	0.2602	1.46	8956	75.9112%	Fecal		CFU/100 mL	200	283.2	86400	-	7,144.2
5439000	11/11/1991	5.6	5.6	0.2602	1.46	8957	75.9196%	Fecal		CFU/100 mL	200	283.2	86400	-	7,131.5
5439000	3/18/1996	5.6	5.6	0.2602	1.46	8957	75.9196%	Fecal		CFU/100 mL	200	283.2	86400	-	7,131.5
5439000	12/5/1996	5.6	5.6	0.2602	1.46	8957	75.9196%	Fecal		CFU/100 mL	200	283.2	86400	-	7,131.5
5439000	7/16/1997	5.6	5.6	0.2602	1.46	8957	75.9196%	Fecal		CFU/100 mL	200	283.2	86400	-	7,131.5
5439000	7/29/1999	5.6	5.6	0.2602	1.46	8957	75.9196%	Fecal		CFU/100 mL	200	283.2	86400	-	7,131.5
5439000	10/22/1999	5.6	5.6	0.2602	1.46	8957	75.9196%	Fecal		CFU/100 mL	200	283.2	86400	-	7,131.5
5439000	12/17/1999	5.6	5.6	0.2602	1.46	8957	75.9196%	Fecal		CFU/100 mL	200	283.2	86400	-	7,131.5
5439000	12/20/1999	5.6	5.6	0.2602	1.46	8957	75.9196%	Fecal		CFU/100 mL	200	283.2	86400	-	7,131.5
5439000	8/20/2000	5.6	5.6	0.2602	1.46	8957	75.9196%	Fecal		CFU/100 mL	200	283.2	86400	-	7,131.5
5439000	9/15/2000	5.6	5.6	0.2602	1.46	8957	75.9196%	Fecal		CFU/100 mL	200	283.2	86400	-	7,131.5
5439000	9/18/2001	5.6	5.6	0.2602	1.46	8957	75.9196%	Fecal		CFU/100 mL	200	283.2	86400	-	7,131.5
5439000	12/8/2007	5.6	5.6	0.2602	1.46	8957	75.9196%	Fecal		CFU/100 mL	200	283.2	86400	-	7,131.5
5439000	8/16/2012	5.6	5.6	0.2602	1.46	8957	75.9196%	Fecal		CFU/100 mL	200	283.2	86400	-	7,131.5
5439000	8/16/2014	5.6	5.6	0.2602	1.46	8957	75.9196%	Fecal		CFU/100 mL	200	283.2	86400	-	7,131.5
5439000	3/9/2015	5.59	5.59	0.2602	1.45	8971	76.0383%	Fecal		CFU/100 mL	200	283.2	86400	-	7,118.8
5439000	11/4/2021	5.59	5.59	0.2602	1.45	8971	76.0383%	Fecal		CFU/100 mL	200	283.2	86400	-	7,118.8
5439000	1/13/2022	5.59	5.59	0.2602	1.45	8971	76.0383%	Fecal		CFU/100 mL	200	283.2	86400	-	7,118.8
5439000	8/6/2009	5.58	5.58	0.2602	1.45	8974	76.0637%	Fecal		CFU/100 mL	200	283.2	86400	-	7,106.0
5439000	9/2/2013	5.57	5.57	0.2602	1.45	8975	76.0722%	Fecal		CFU/100 mL	200	283.2	86400	-	7,093.3
5439000	8/4/2019	5.55	5.55	0.2602	1.44	8976	76.0807%	Fecal		CFU/100 mL	200	283.2	86400	-	7,067.8
5439000	1/3/2006	5.53	5.53	0.2602	1.44	8977	76.0892%	Fecal		CFU/100 mL	200	283.2	86400	-	7,042.4
5439000	8/25/2010	5.53	5.53	0.2602	1.44	8977	76.0892%	Fecal		CFU/100 mL	200	283.2	86400	-	7,042.4
5439000	1/22/2015	5.53	5.53	0.2602	1.44	8977	76.0892%	Fecal		CFU/100 mL	200	283.2	86400	-	7,042.4
5439000	10/18/2016	5.52	5.52	0.2602	1.44	8980	76.1146%	Fecal		CFU/100 mL	200	283.2	86400	-	7,029.6
5439000	10/31/2020	5.51	5.51	0.2602	1.43	8981	76.1231%	Fecal		CFU/100 mL	200	283.2	86400	-	7,016.9
5439000	11/12/2021	5.51	5.51	0.2602	1.43	8981	76.1231%	Fecal		CFU/100 mL	200	283.2	86400	-	7,016.9
5439000	11/25/2021	5.51	5.51	0.2602	1.43	8981	76.1231%	Fecal		CFU/100 mL	200	283.2	86400	-	7,016.9
5439000	7/14/1991	5.5	5.5	0.2602	1.43	8984	76.1485%	Fecal		CFU/100 mL	200	283.2	86400	-	7,004.1
5439000	8/9/1991	5.5	5.5	0.2602	1.43	8984	76.1485%	Fecal		CFU/100 mL	200	283.2	86400	-	7,004.1
5439000	6/28/1992	5.5	5.5	0.2602	1.43	8984	76.1485%	Fecal		CFU/100 mL	200	283.2	86400	-	7,004.1
5439000	6/29/1992	5.5	5.5	0.2602	1.43	8984	76.1485%	Fecal		CFU/100 mL	200	283.2	86400	-	7,004.1
5439000	7/30/1995	5.5	5.5	0.2602	1.43	8984	76.1485%	Fecal		CFU/100 mL	200	283.2	86400	-	7,004.1
5439000	10/8/1995	5.5	5.5	0.2602	1.43	8984	76.1485%	Fecal		CFU/100 mL	200	283.2	86400	-	7,004.1
5439000	10/22/1996	5.5	5.5	0.2602	1.43	8984	76.1485%	Fecal		CFU/100 mL	200	283.2	86400	-	7,004.1
5439000	10/18/1999	5.5	5.5	0.2602	1.43	8984	76.1485%	Fecal		CFU/100 mL	200	283.2	86400	-	7,004.1
5439000	12/4/1999	5.5	5.5	0.2602	1.43	8984	76.1485%	Fecal		CFU/100 mL	200	283.2	86400	-	7,004.1
5439000	12/21/1999	5.5	5.5	0.2602	1.43	8984	76.1485%	Fecal		CFU/100 mL	200	283.2	86400	-	7,004.1
5439000	7/14/2001	5.5	5.5	0.2602	1.43	8984	76.1485%	Fecal		CFU/100 mL	200	283.2	86400	-	7,004.1
5439000	9/23/2009	5.5	5.5	0.2602	1.43	8984	76.1485%	Fecal		CFU/100 mL	200	283.2	86400	-	7,004.1
5439000	1/23/2015	5.48	5.48	0.2602	1.43	8996	76.2502%	Fecal		CFU/100 mL	200	283.2	86400	-	6,978.7
5439000	12/28/2021	5.48	5.48	0.2602	1.43	8996	76.2502%	Fecal		CFU/100 mL	200	283.2	86400	-	6,978.7
5439000	11/20/2020	5.47	5.47	0.2602	1.42	8998	76.2672%	Fecal		CFU/100 mL	200	283.2	86400	-	6,965.9
5439000	11/17/2007	5.46	5.46	0.2602	1.42	8999	76.2756%	Fecal		CFU/100 mL	200	283.2	86400	-	6,953.2
5439000	8/11/2008	5.46	5.46	0.2602	1.42	8999	76.2756%	Fecal		CFU/100 mL	200	283.2	86400	-	6,953.2

Gage ID	Date	Discharge (CFS)	Gage Discharge (less Surrogate NPDES) (CFS)	Watershed Area Ratio	Calculated flow (CFS)	Rank	Flow Exceedance %	Parameter	Results	Units (mg or micro_gram	Limit/Standard	100mL/CF	sec/day	Actual Load (million colonies/day)	Allowable Load (million colonies/day)
5439000	11/13/2014	5.46	5.46	0.2602	1.42	8999	76.2756%	Fecal		CFU/100 mL	200	283.2	86400	-	6,953.2
5439000	11/19/2007	5.45	5.45	0.2602	1.42	9002	76.3011%	Fecal		CFU/100 mL	200	283.2	86400	-	6,940.5
5439000	10/10/2011	5.45	5.45	0.2602	1.42	9002	76.3011%	Fecal		CFU/100 mL	200	283.2	86400	-	6,940.5
5439000	10/31/2011	5.45	5.45	0.2602	1.42	9002	76.3011%	Fecal		CFU/100 mL	200	283.2	86400	-	6,940.5
5439000	2/5/2007	5.44	5.44	0.2602	1.42	9005	76.3265%	Fecal		CFU/100 mL	200	283.2	86400	-	6,927.7
5439000	9/2/2015	5.44	5.44	0.2602	1.42	9005	76.3265%	Fecal		CFU/100 mL	200	283.2	86400	-	6,927.7
5439000	1/30/2021	5.44	5.44	0.2602	1.42	9005	76.3265%	Fecal		CFU/100 mL	200	283.2	86400	-	6,927.7
5439000	8/22/2015	5.42	5.42	0.2602	1.41	9008	76.3519%	Fecal		CFU/100 mL	200	283.2	86400	-	6,902.3
5439000	8/3/2008	5.41	5.41	0.2602	1.41	9009	76.3604%	Fecal		CFU/100 mL	200	283.2	86400	-	6,889.5
5439000	11/9/1991	5.4	5.4	0.2602	1.41	9010	76.3689%	Fecal		CFU/100 mL	200	283.2	86400	-	6,876.8
5439000	3/21/1996	5.4	5.4	0.2602	1.41	9010	76.3689%	Fecal		CFU/100 mL	200	283.2	86400	-	6,876.8
5439000	12/6/1996	5.4	5.4	0.2602	1.41	9010	76.3689%	Fecal		CFU/100 mL	200	283.2	86400	-	6,876.8
5439000	12/9/1996	5.4	5.4	0.2602	1.41	9010	76.3689%	Fecal		CFU/100 mL	200	283.2	86400	-	6,876.8
5439000	8/10/1998	5.4	5.4	0.2602	1.41	9010	76.3689%	Fecal		CFU/100 mL	200	283.2	86400	-	6,876.8
5439000	7/30/1999	5.4	5.4	0.2602	1.41	9010	76.3689%	Fecal		CFU/100 mL	200	283.2	86400	-	6,876.8
5439000	1/11/2000	5.4	5.4	0.2602	1.41	9010	76.3689%	Fecal		CFU/100 mL	200	283.2	86400	-	6,876.8
5439000	10/2/2000	5.4	5.4	0.2602	1.41	9010	76.3689%	Fecal		CFU/100 mL	200	283.2	86400	-	6,876.8
5439000	9/13/2009	5.39	5.39	0.2602	1.40	9018	76.4367%	Fecal		CFU/100 mL	200	283.2	86400	-	6,864.1
5439000	2/6/2013	5.39	5.39	0.2602	1.40	9018	76.4367%	Fecal		CFU/100 mL	200	283.2	86400	-	6,864.1
5439000	1/24/2015	5.39	5.39	0.2602	1.40	9018	76.4367%	Fecal		CFU/100 mL	200	283.2	86400	-	6,864.1
5439000	1/25/2015	5.39	5.39	0.2602	1.40	9018	76.4367%	Fecal		CFU/100 mL	200	283.2	86400	-	6,864.1
5439000	1/26/2015	5.39	5.39	0.2602	1.40	9018	76.4367%	Fecal		CFU/100 mL	200	283.2	86400	-	6,864.1
5439000	1/27/2015	5.39	5.39	0.2602	1.40	9018	76.4367%	Fecal		CFU/100 mL	200	283.2	86400	-	6,864.1
5439000	1/28/2015	5.39	5.39	0.2602	1.40	9018	76.4367%	Fecal		CFU/100 mL	200	283.2	86400	-	6,864.1
5439000	11/16/2007	5.38	5.38	0.2602	1.40	9025	76.4960%	Fecal		CFU/100 mL	200	283.2	86400	-	6,851.3
5439000	2/26/2014	5.38	5.38	0.2602	1.40	9025	76.4960%	Fecal		CFU/100 mL	200	283.2	86400	-	6,851.3
5439000	6/27/2012	5.37	5.37	0.2602	1.40	9027	76.5130%	Fecal		CFU/100 mL	200	283.2	86400	-	6,838.6
5439000	8/17/2015	5.37	5.37	0.2602	1.40	9027	76.5130%	Fecal		CFU/100 mL	200	283.2	86400	-	6,838.6
5439000	1/8/2018	5.37	5.37	0.2602	1.40	9027	76.5130%	Fecal		CFU/100 mL	200	283.2	86400	-	6,838.6
5439000	1/14/2022	5.37	5.37	0.2602	1.40	9027	76.5130%	Fecal		CFU/100 mL	200	283.2	86400	-	6,838.6
5439000	8/5/2004	5.36	5.36	0.2602	1.39	9031	76.5469%	Fecal		CFU/100 mL	200	283.2	86400	-	6,825.9
5439000	10/9/2011	5.36	5.36	0.2602	1.39	9031	76.5469%	Fecal		CFU/100 mL	200	283.2	86400	-	6,825.9
5439000	11/16/2014	5.36	5.36	0.2602	1.39	9031	76.5469%	Fecal		CFU/100 mL	200	283.2	86400	-	6,825.9
5439000	10/9/2016	5.36	5.36	0.2602	1.39	9031	76.5469%	Fecal		CFU/100 mL	200	283.2	86400	-	6,825.9
5439000	1/29/2021	5.36	5.36	0.2602	1.39	9031	76.5469%	Fecal		CFU/100 mL	200	283.2	86400	-	6,825.9
5439000	12/26/2010	5.35	5.35	0.2602	1.39	9036	76.5893%	Fecal		CFU/100 mL	200	283.2	86400	-	6,813.1
5439000	11/10/2013	5.35	5.35	0.2602	1.39	9036	76.5893%	Fecal		CFU/100 mL	200	283.2	86400	-	6,813.1
5439000	3/9/2014	5.34	5.34	0.2602	1.39	9038	76.6062%	Fecal		CFU/100 mL	200	283.2	86400	-	6,800.4
5439000	1/25/2021	5.34	5.34	0.2602	1.39	9038	76.6062%	Fecal		CFU/100 mL	200	283.2	86400	-	6,800.4
5439000	1/29/2015	5.32	5.32	0.2602	1.38	9040	76.6232%	Fecal		CFU/100 mL	200	283.2	86400	-	6,774.9
5439000	8/4/2012	5.31	5.31	0.2602	1.38	9041	76.6316%	Fecal		CFU/100 mL	200	283.2	86400	-	6,762.2
5439000	12/16/2021	5.31	5.31	0.2602	1.38	9041	76.6316%	Fecal		CFU/100 mL	200	283.2	86400	-	6,762.2
5439000	9/17/1990	5.3	5.3	0.2602	1.38	9043	76.6486%	Fecal		CFU/100 mL	200	283.2	86400	-	6,749.5
5439000	7/10/1992	5.3	5.3	0.2602	1.38	9043	76.6486%	Fecal		CFU/100 mL	200	283.2	86400	-	6,749.5
5439000	8/30/1992	5.3	5.3	0.2602	1.38	9043	76.6486%	Fecal		CFU/100 mL	200	283.2	86400	-	6,749.5
5439000	3/19/1996	5.3	5.3	0.2602	1.38	9043	76.6486%	Fecal		CFU/100 mL	200	283.2	86400	-	6,749.5
5439000	11/18/2014	5.3	5.3	0.2602	1.38	9043	76.6486%	Fecal		CFU/100 mL	200	283.2	86400	-	6,749.5
5439000	8/11/2020	5.3	5.3	0.2602	1.38	9043	76.6486%	Fecal		CFU/100 mL	200	283.2	86400	-	6,749.5
5439000	11/5/2020	5.3	5.3	0.2602	1.38	9043	76.6486%	Fecal		CFU/100 mL	200	283.2	86400	-	6,749.5
5439000	1/6/2022	5.3	5.3	0.2602	1.38	9043	76.6486%	Fecal		CFU/100 mL	200	283.2	86400	-	6,749.5
5439000	7/15/2002	5.29	5.29	0.2602	1.38	9051	76.7164%	Fecal		CFU/100 mL	200	283.2	86400	-	6,736.7
5439000	11/17/2006	5.29	5.29	0.2602	1.38	9051	76.7164%	Fecal		CFU/100 mL	200	283.2	86400	-	6,736.7
5439000	1/30/2015	5.29	5.29	0.2602	1.38	9051	76.7164%	Fecal		CFU/100 mL	200	283.2	86400	-	6,736.7
5439000	1/31/2015	5.29	5.29	0.2602	1.38	9051	76.7164%	Fecal		CFU/100 mL	200	283.2	86400	-	6,736.7
5439000	2/1/2015	5.29	5.29	0.2602	1.38	9051	76.7164%	Fecal		CFU/100 mL	200	283.2	86400	-	6,736.7
5439000	9/27/2016	5.29	5.29	0.2602	1.38	9051	76.7164%	Fecal		CFU/100 mL	200	283.2	86400	-	6,736.7
5439000	9/1/2010	5.28	5.28	0.2602	1.37	9057	76.7672%	Fecal		CFU/100 mL	200	283.2	86400	-	6,724.0
5439000	9/28/2020	5.28	5.28	0.2602	1.37	9057	76.7672%	Fecal		CFU/100 mL	200	283.2	86400	-	6,724.0
5439000	11/1/2020	5.28	5.28	0.2602	1.37	9057	76.7672%	Fecal		CFU/100 mL	200	283.2	86400	-	6,724.0
5439000	10/12/2016	5.27	5.27	0.2602	1.37	9060	76.7927%	Fecal		CFU/100 mL	200	283.2	86400	-	6,711.2
5439000	8/21/2019	5.27	5.27	0.2602	1.37	9060	76.7927%	Fecal		CFU/100 mL	200	283.2	86400	-	6,711.2
5439000	10/22/2011	5.25	5.25	0.2602	1.37	9062	76.8096%	Fecal		CFU/100 mL	200	283.2	86400	-	6,685.8
5439000	4/2/2003	5.23	5.23	0.2602	1.36	9063	76.8181%	Fecal		CFU/100 mL	200	283.2	86400	-	6,660.3
5439000	10/13/2016	5.23	5.23	0.2602	1.36	9063	76.8181%	Fecal		CFU/100 mL	200	283.2	86400	-	6,660.3
5439000	1/13/2004	5.22	5.22	0.2602	1.36	9065	76.8351%	Fecal		CFU/100 mL	200	283.2	86400	-	6,647.6
5439000	7/15/2006	5.22	5.22	0.2602	1.36	9065	76.8351%	Fecal		CFU/100 mL	200	283.2	86400	-	6,647.6
5439000	1/6/2018	5.22	5.22	0.2602	1.36	9065	76.8351%	Fecal		CFU/100 mL	200	283.2	86400	-	6,647.6
5439000	8/30/1994	5.21	5.21	0.2602	1.36	9068	76.8605%	Fecal		CFU/100 mL	200	283.2	86400	-	6,634.8
5439000	4/20/2003	5.21	5.21	0.2602	1.36	9068	76.8605%	Fecal		CFU/100 mL	200	283.2	86400	-	6,634.8
5439000	6/18/2005	5.21	5.21	0.2602	1.36	9068	76.8605%	Fecal		CFU/100 mL	200	283.2	86400	-	6,634.8
5439000	11/2/2006	5.21	5.21	0.2602	1.36	9068	76.8605%	Fecal		CFU/100 mL	200	283.2	86400	-	6,634.8
5439000	2/2/2015	5.21	5.21	0.2602	1.36	9068	76.8605%	Fecal		CFU/100 mL	200	283.2	86400	-	6,634.8
5439000	12/15/2021	5.21	5.21	0.2602	1.36	9068	76.8605%	Fecal		CFU/100 mL	200	283.2	86400	-	6,634.8
5439000	7/18/1991	5.2	5.2	0.2602	1.35	9074	76.9113%	Fecal		CFU/100 mL	200	283.2	86400	-	6,622.1
5439000	8/10/1991	5.2	5.2	0.2602	1.35	9074	76.9113%	Fecal		CFU/100 mL	200	283.2	86400	-	6,622.1
5439000	11/12/1991	5.2	5.2	0.2602	1.35	9074	76.9113%	Fecal		CFU/100 mL	200	283.2	86400	-	6,622.1
5439000	11/3/1996	5.2	5.2	0.2602	1.35	9074	76.9113%	Fecal		CFU/100 mL	200	283.2	86400	-	6,622.1
5439000	9/3/1998	5.2	5.2	0.2602	1.35	9074	76.9113%	Fecal		CFU/100 mL	200	283.2	86400	-	6,622.1
5439000	9/30/1998	5.2	5.2	0.2602	1.35	9074	76.9113%	Fecal		CFU/100 mL	200	283.2	86400	-	6,622.1
5439000	12/9/2007	5.2	5.2	0.2602	1.35	9074	76.9113%	Fecal		CFU/100 mL	200	283.2	86400	-	6,622.1
5439000	8/8/2018	5.2	5.2	0.2602	1.35	9074	76.9113%	Fecal		CFU/100 mL	200	283.2	86400	-	6,622.1
5439000	12/31/2021	5.19	5.19	0.2602	1.35	9082	76.9791%	Fecal		CFU/100 mL	200	283.2	86400	-	6,609.4
5439000	9/9/2014	5.17	5.17	0.2602	1.35	9083	76.9876%	Fecal		CFU/100 mL	200	283.2	86400	-	6,583.9
5439000	8/27/2002	5.16	5.16	0.2602	1.34	9084	76.9961%	Fecal		CFU/100 mL	200	283.2	86400	-	6,571.2
5439000	10/23/2006	5.16	5.16	0.2602	1.34	9084	76.9961%	Fecal		CFU/100 mL	200	283.2	86400	-	6,571.2
5439000	7/21/2012	5.16	5.16	0.2602	1.34	9084	76.9961%	Fecal		CFU/100 mL	200	283.2	86400	-	6,571.2
5439000	8/12/2013	5.16	5.16	0.2602	1.34	9084	76.9961%	Fecal		CFU/100 mL	200	283.2	86400	-	6,571.2
5439000	2/1/2021	5.16	5.16	0.2602	1.34	9084	76.9961%	Fecal		CFU/100 mL	200	283.2	86400	-	6,571.2
5439000	8/6/2021	5.16	5.16	0.2602	1.34	9084	76.9961%	Fecal		CFU/100 mL	200	283.2	86400	-	6,571.2
5439000	9/10/1994	5.15	5.15	0.2602	1.34	9090	77.0470%	Fecal		CFU/100 mL	200	283.2	86400	-	6,558.4
5439000	8/5/2021	5.14	5.14	0.2602	1.34	9091	77.0554%	Fecal		CFU/100 mL	200	283.2	86400	-	6,545.7
5439000	10/10/2016	5.13	5.13	0.2602	1.33	9092	77.0639%	Fecal		CFU/100 mL	200	283.2	86400	-	6,533.0
5439000	8/15/2019	5.13	5.13	0.2602	1.33	9092	77.0639%	Fecal		CFU/100 mL	200	283.2	86400	-	6,533.0
5439000	11/21/2020	5.13	5.13	0.2602	1.33	9092	77.0639%	Fecal		CFU/100 mL	200	283.2	86400	-	6,533.0
5439000	8/20/2014	5.11	5.11	0.2602	1.33	9095	77.0893%	Fecal		CFU/100 mL	200	283.2	86400	-	6,507.5
5439000	2/3/2015	5.11	5.11	0.2602	1.33	9095	77.0893%	Fecal		CFU/100 mL	200	283.2	86400	-	6,507.5
5439000	9/12/2016	5.11	5.11	0.2602	1.33	9095	77.0893%	Fecal		CFU/100 mL	200	283.2	86400	-	6,507.5
5439000	10/1/2016	5.11	5.11	0.2602	1.33	9095	77.0893%	Fecal		CFU/100 mL	200	283.2	86400	-	6,507.5
5439000	8/31/1991	5.1	5.1	0.2602	1.33	9099	77.1232%	Fecal		CFU/100 mL	200	283.2	86400	-	6,494.8
5439000	9/8/1995	5.1	5.1	0.2602	1.33	9099	77.1232%	Fecal		CFU/100 mL	200	283.2	86400	-	6,494.8
5439000	11/4/1996	5.1	5.1	0.2602	1.33	9099	77.1232%	Fecal		CFU/100 mL	200	283.2	86400	-	6,494.8
5439000	7/30/1998	5.1	5.1	0.2602	1.33	9099	77.1232%	Fecal		CFU/100 mL	200	283.2	86400	-	6,494.8
5439000	12/18/1999	5.1	5.1	0.2602	1.33	9099	77.1232%	Fecal		CFU/100 mL	200	283.2	86400	-	6,494.8
5439000	12/19/1999	5.1	5.1	0.2602	1.33	9099	77.1232%	Fecal		CFU/100 mL	200	283.2	86400	-	6,494.8
5439000	9/16/2020	5.1	5.1	0.2602	1.33	9099	77.1232%	Fecal		CFU/100 mL	200	283.2	86400	-	6,494.8
5439000	10/10/2001	5.09	5.09	0.2602	1.32	9106	77.1826%	Fecal		CFU/100 mL	200	283.2	86400	-	6,482.0
5439000	11/18/2006	5.09	5.09	0.2602	1.32	9106	77.1826%	Fecal		CFU/100 mL	200	283.2	86400	-	6,482.0
5439000	9/28/2016	5.09	5.09	0.2602	1.32	9106	77.1826%	Fecal		CFU/100 mL	200	283.2	86400	-	6,482.0
5439000	11/21/2021	5.09	5.09	0.2602	1.32	9106	77.1826%	Fecal		CFU/100 mL	200	283.2	86400	-	6,482.0
5439000	12/1/2021	5.08	5.08	0.2602	1.32	9110	77.2165%	Fecal		CFU/100 mL	200	283.2	86400	-	6,469.3
5439000	11/23/2021	5.07	5.07	0.2602	1.32	9111	77.2250%	Fecal		CFU/100 mL	200	283.2	86400	-	6,456.5
5439000	11/19/2021	5.06	5.06	0.2602	1.32	9112	77.2334%	Fecal		CFU/100 mL	200	283.2	86400	-	6,443.8
5439000	11/9/2020	5.05	5.05	0.2602	1.31	9113	77.2419%	Fecal		CFU/100 mL	200	283.2	86400	-	6,431.1
5439000	10/20/2016	5.04	5.04	0.2602	1.31	9114	77.2504%	Fecal		CFU/100 mL	200	283.2	86400	-	6,418.3
5439000	9/8/2018	5.04	5.04	0.2602	1.31	9114	77.2504%	Fecal		CFU/100 mL	200	283.2	86400	-	6,418.3
5439000	1/26/2021	5.03	5.03	0.2602	1.31	9116	77.2673%	Fecal		CFU/100 mL	200	283.2	86400	-	6,405.6
5439000	2/2/2021	5.03	5.03	0.2602	1.31	9116	77.2673%	Fecal		CFU/100 mL	200	283.2	86400	-	6,405.6
5439000	8/14/2021	5.03	5.03	0.2602	1.31	9116	77.2673%	Fecal		CFU/100 mL	200	283.2	86400	-	6,405.6
5439000	10/5/2002	5.02	5.02	0.2602	1.31	9119	77.2928%	Fecal		CFU/100 mL	200	283.2	86400	-	6,392.9
5439000	2/4/2015	5.02	5.02	0.2602	1.31	9119	77.2928%	Fecal		CFU/100 mL	200	283.2	86400	-	6,392.9
5439000	2/5/2015	5.02	5.02	0.2602	1.31	9119	77.2928%	Fecal		CFU/100 mL	200	283.2	86400	-	6,392.9
5439000	2/6/2015	5.01	5.01	0.2602	1.30	9122	77.3182%	Fecal		CFU/100 mL	200	283.2	86400	-	6,380.1
5439000	10/19/2016	5.01	5.01	0.2602	1.30	9122	77.3182%	Fecal		CFU/100 mL	200	283.2	86400	-	6,380.1
5439000	9/20/1990	5	5	0.2602	1.30	9124	77.3351%	Fecal		CFU/100 mL	200	283.2	86400	-	6,367.4
5439000	9/24/1990	5	5	0.2602	1.30	9124	77.3351%	Fecal		CFU/100 mL	200	283.2	86400	-	6,367.4

Gage ID	Date	Discharge (CFS)	Gage Discharge (less Surrogate NPDES) (CFS)	Watershed Area Ratio	Calculated flow (CFS)	Rank	Flow Exceedance %	Parameter	Results	Units (mg or micro_gram	Limit/Standard	100mL/CF	sec/day	Actual Load (million colonies/day)	Allowable Load (million colonies/day)
5439000	7/15/1991	5	5	0.2602	1.30	9124	77.3351%	Fecal		CFU/100 mL	200	283.2	86400	-	6,367.4
5439000	9/6/1991	5	5	0.2602	1.30	9124	77.3351%	Fecal		CFU/100 mL	200	283.2	86400	-	6,367.4
5439000	8/2/1995	5	5	0.2602	1.30	9124	77.3351%	Fecal		CFU/100 mL	200	283.2	86400	-	6,367.4
5439000	8/4/1995	5	5	0.2602	1.30	9124	77.3351%	Fecal		CFU/100 mL	200	283.2	86400	-	6,367.4
5439000	8/21/1995	5	5	0.2602	1.30	9124	77.3351%	Fecal		CFU/100 mL	200	283.2	86400	-	6,367.4
5439000	9/21/1995	5	5	0.2602	1.30	9124	77.3351%	Fecal		CFU/100 mL	200	283.2	86400	-	6,367.4
5439000	9/19/1996	5	5	0.2602	1.30	9124	77.3351%	Fecal		CFU/100 mL	200	283.2	86400	-	6,367.4
5439000	9/23/1996	5	5	0.2602	1.30	9124	77.3351%	Fecal		CFU/100 mL	200	283.2	86400	-	6,367.4
5439000	12/10/1996	5	5	0.2602	1.30	9124	77.3351%	Fecal		CFU/100 mL	200	283.2	86400	-	6,367.4
5439000	10/13/1997	5	5	0.2602	1.30	9124	77.3351%	Fecal		CFU/100 mL	200	283.2	86400	-	6,367.4
5439000	10/9/1998	5	5	0.2602	1.30	9124	77.3351%	Fecal		CFU/100 mL	200	283.2	86400	-	6,367.4
5439000	12/21/2004	5	5	0.2602	1.30	9124	77.3351%	Fecal		CFU/100 mL	200	283.2	86400	-	6,367.4
5439000	12/13/2010	5	5	0.2602	1.30	9124	77.3351%	Fecal		CFU/100 mL	200	283.2	86400	-	6,367.4
5439000	8/1/2013	5	5	0.2602	1.30	9124	77.3351%	Fecal		CFU/100 mL	200	283.2	86400	-	6,367.4
5439000	11/22/2021	5	5	0.2602	1.30	9124	77.3351%	Fecal		CFU/100 mL	200	283.2	86400	-	6,367.4
5439000	11/4/2020	4.99	4.99	0.2602	1.30	9141	77.4792%	Fecal		CFU/100 mL	200	283.2	86400	-	6,354.7
5439000	10/30/2011	4.98	4.98	0.2602	1.30	9142	77.4877%	Fecal		CFU/100 mL	200	283.2	86400	-	6,341.9
5439000	11/14/2021	4.98	4.98	0.2602	1.30	9142	77.4877%	Fecal		CFU/100 mL	200	283.2	86400	-	6,341.9
5439000	12/28/2010	4.97	4.97	0.2602	1.29	9144	77.5047%	Fecal		CFU/100 mL	200	283.2	86400	-	6,329.2
5439000	8/29/2011	4.97	4.97	0.2602	1.29	9144	77.5047%	Fecal		CFU/100 mL	200	283.2	86400	-	6,329.2
5439000	11/18/2021	4.97	4.97	0.2602	1.29	9144	77.5047%	Fecal		CFU/100 mL	200	283.2	86400	-	6,329.2
5439000	10/4/2001	4.96	4.96	0.2602	1.29	9147	77.5301%	Fecal		CFU/100 mL	200	283.2	86400	-	6,316.5
5439000	11/2/2020	4.96	4.96	0.2602	1.29	9147	77.5301%	Fecal		CFU/100 mL	200	283.2	86400	-	6,316.5
5439000	8/3/2020	4.95	4.95	0.2602	1.29	9149	77.5470%	Fecal		CFU/100 mL	200	283.2	86400	-	6,303.7
5439000	7/20/2003	4.94	4.94	0.2602	1.29	9150	77.5555%	Fecal		CFU/100 mL	200	283.2	86400	-	6,291.0
5439000	11/1/2011	4.94	4.94	0.2602	1.29	9150	77.5555%	Fecal		CFU/100 mL	200	283.2	86400	-	6,291.0
5439000	10/2/2016	4.94	4.94	0.2602	1.29	9150	77.5555%	Fecal		CFU/100 mL	200	283.2	86400	-	6,291.0
5439000	7/31/2018	4.94	4.94	0.2602	1.29	9150	77.5555%	Fecal		CFU/100 mL	200	283.2	86400	-	6,291.0
5439000	11/3/2020	4.93	4.93	0.2602	1.28	9154	77.5894%	Fecal		CFU/100 mL	200	283.2	86400	-	6,278.3
5439000	11/11/2021	4.93	4.93	0.2602	1.28	9154	77.5894%	Fecal		CFU/100 mL	200	283.2	86400	-	6,278.3
5439000	10/7/2014	4.92	4.92	0.2602	1.28	9156	77.6064%	Fecal		CFU/100 mL	200	283.2	86400	-	6,265.5
5439000	8/2/2020	4.92	4.92	0.2602	1.28	9156	77.6064%	Fecal		CFU/100 mL	200	283.2	86400	-	6,265.5
5439000	1/7/2018	4.91	4.91	0.2602	1.28	9158	77.6233%	Fecal		CFU/100 mL	200	283.2	86400	-	6,252.8
5439000	11/22/2020	4.91	4.91	0.2602	1.28	9158	77.6233%	Fecal		CFU/100 mL	200	283.2	86400	-	6,252.8
5439000	10/5/1990	4.9	4.9	0.2602	1.28	9160	77.6403%	Fecal		CFU/100 mL	200	283.2	86400	-	6,240.1
5439000	7/17/1991	4.9	4.9	0.2602	1.28	9160	77.6403%	Fecal		CFU/100 mL	200	283.2	86400	-	6,240.1
5439000	7/24/1991	4.9	4.9	0.2602	1.28	9160	77.6403%	Fecal		CFU/100 mL	200	283.2	86400	-	6,240.1
5439000	11/13/1991	4.9	4.9	0.2602	1.28	9160	77.6403%	Fecal		CFU/100 mL	200	283.2	86400	-	6,240.1
5439000	7/11/1992	4.9	4.9	0.2602	1.28	9160	77.6403%	Fecal		CFU/100 mL	200	283.2	86400	-	6,240.1
5439000	7/31/1995	4.9	4.9	0.2602	1.28	9160	77.6403%	Fecal		CFU/100 mL	200	283.2	86400	-	6,240.1
5439000	10/16/1996	4.9	4.9	0.2602	1.28	9160	77.6403%	Fecal		CFU/100 mL	200	283.2	86400	-	6,240.1
5439000	10/18/1996	4.9	4.9	0.2602	1.28	9160	77.6403%	Fecal		CFU/100 mL	200	283.2	86400	-	6,240.1
5439000	11/8/1996	4.9	4.9	0.2602	1.28	9160	77.6403%	Fecal		CFU/100 mL	200	283.2	86400	-	6,240.1
5439000	12/8/1996	4.9	4.9	0.2602	1.28	9160	77.6403%	Fecal		CFU/100 mL	200	283.2	86400	-	6,240.1
5439000	7/20/1997	4.9	4.9	0.2602	1.28	9160	77.6403%	Fecal		CFU/100 mL	200	283.2	86400	-	6,240.1
5439000	10/21/1999	4.9	4.9	0.2602	1.28	9160	77.6403%	Fecal		CFU/100 mL	200	283.2	86400	-	6,240.1
5439000	10/30/1999	4.9	4.9	0.2602	1.28	9160	77.6403%	Fecal		CFU/100 mL	200	283.2	86400	-	6,240.1
5439000	7/15/2001	4.9	4.9	0.2602	1.28	9160	77.6403%	Fecal		CFU/100 mL	200	283.2	86400	-	6,240.1
5439000	11/5/2004	4.9	4.9	0.2602	1.28	9160	77.6403%	Fecal		CFU/100 mL	200	283.2	86400	-	6,240.1
5439000	8/13/2009	4.9	4.9	0.2602	1.28	9160	77.6403%	Fecal		CFU/100 mL	200	283.2	86400	-	6,240.1
5439000	8/22/2016	4.9	4.9	0.2602	1.28	9160	77.6403%	Fecal		CFU/100 mL	200	283.2	86400	-	6,240.1
5439000	6/19/2005	4.89	4.89	0.2602	1.27	9177	77.7844%	Fecal		CFU/100 mL	200	283.2	86400	-	6,227.3
5439000	8/17/2014	4.89	4.89	0.2602	1.27	9177	77.7844%	Fecal		CFU/100 mL	200	283.2	86400	-	6,227.3
5439000	10/11/2016	4.89	4.89	0.2602	1.27	9177	77.7844%	Fecal		CFU/100 mL	200	283.2	86400	-	6,227.3
5439000	12/27/2003	4.88	4.88	0.2602	1.27	9180	77.8098%	Fecal		CFU/100 mL	200	283.2	86400	-	6,214.6
5439000	8/7/2016	4.88	4.88	0.2602	1.27	9180	77.8098%	Fecal		CFU/100 mL	200	283.2	86400	-	6,214.6
5439000	12/2/2010	4.87	4.87	0.2602	1.27	9182	77.8268%	Fecal		CFU/100 mL	200	283.2	86400	-	6,201.9
5439000	11/24/2021	4.87	4.87	0.2602	1.27	9182	77.8268%	Fecal		CFU/100 mL	200	283.2	86400	-	6,201.9
5439000	9/21/2014	4.86	4.86	0.2602	1.26	9184	77.8437%	Fecal		CFU/100 mL	200	283.2	86400	-	6,189.1
5439000	1/14/2004	4.85	4.85	0.2602	1.26	9185	77.8522%	Fecal		CFU/100 mL	200	283.2	86400	-	6,176.4
5439000	9/19/2002	4.84	4.84	0.2602	1.26	9186	77.8607%	Fecal		CFU/100 mL	200	283.2	86400	-	6,163.6
5439000	9/7/2020	4.84	4.84	0.2602	1.26	9186	77.8607%	Fecal		CFU/100 mL	200	283.2	86400	-	6,163.6
5439000	3/29/2003	4.82	4.82	0.2602	1.25	9188	77.8776%	Fecal		CFU/100 mL	200	283.2	86400	-	6,138.2
5439000	3/8/2006	4.82	4.82	0.2602	1.25	9188	77.8776%	Fecal		CFU/100 mL	200	283.2	86400	-	6,138.2
5439000	3/7/2015	4.82	4.82	0.2602	1.25	9188	77.8776%	Fecal		CFU/100 mL	200	283.2	86400	-	6,138.2
5439000	7/24/2003	4.81	4.81	0.2602	1.25	9191	77.9030%	Fecal		CFU/100 mL	200	283.2	86400	-	6,125.4
5439000	8/27/1992	4.8	4.8	0.2602	1.25	9192	77.9115%	Fecal		CFU/100 mL	200	283.2	86400	-	6,112.7
5439000	8/5/1995	4.8	4.8	0.2602	1.25	9192	77.9115%	Fecal		CFU/100 mL	200	283.2	86400	-	6,112.7
5439000	9/18/1996	4.8	4.8	0.2602	1.25	9192	77.9115%	Fecal		CFU/100 mL	200	283.2	86400	-	6,112.7
5439000	10/20/1999	4.8	4.8	0.2602	1.25	9192	77.9115%	Fecal		CFU/100 mL	200	283.2	86400	-	6,112.7
5439000	10/31/1999	4.8	4.8	0.2602	1.25	9192	77.9115%	Fecal		CFU/100 mL	200	283.2	86400	-	6,112.7
5439000	1/4/2000	4.8	4.8	0.2602	1.25	9192	77.9115%	Fecal		CFU/100 mL	200	283.2	86400	-	6,112.7
5439000	1/12/2000	4.8	4.8	0.2602	1.25	9192	77.9115%	Fecal		CFU/100 mL	200	283.2	86400	-	6,112.7
5439000	8/21/2000	4.8	4.8	0.2602	1.25	9192	77.9115%	Fecal		CFU/100 mL	200	283.2	86400	-	6,112.7
5439000	9/24/2009	4.8	4.8	0.2602	1.25	9192	77.9115%	Fecal		CFU/100 mL	200	283.2	86400	-	6,112.7
5439000	7/25/2004	4.78	4.78	0.2602	1.24	9201	77.9878%	Fecal		CFU/100 mL	200	283.2	86400	-	6,087.2
5439000	11/29/2010	4.78	4.78	0.2602	1.24	9201	77.9878%	Fecal		CFU/100 mL	200	283.2	86400	-	6,087.2
5439000	9/30/2016	4.78	4.78	0.2602	1.24	9201	77.9878%	Fecal		CFU/100 mL	200	283.2	86400	-	6,087.2
5439000	8/3/2019	4.78	4.78	0.2602	1.24	9201	77.9878%	Fecal		CFU/100 mL	200	283.2	86400	-	6,087.2
5439000	8/4/2020	4.78	4.78	0.2602	1.24	9201	77.9878%	Fecal		CFU/100 mL	200	283.2	86400	-	6,087.2
5439000	4/19/2003	4.77	4.77	0.2602	1.24	9206	78.0302%	Fecal		CFU/100 mL	200	283.2	86400	-	6,074.5
5439000	9/15/2013	4.77	4.77	0.2602	1.24	9206	78.0302%	Fecal		CFU/100 mL	200	283.2	86400	-	6,074.5
5439000	9/16/2014	4.77	4.77	0.2602	1.24	9206	78.0302%	Fecal		CFU/100 mL	200	283.2	86400	-	6,074.5
5439000	2/8/2015	4.77	4.77	0.2602	1.24	9206	78.0302%	Fecal		CFU/100 mL	200	283.2	86400	-	6,074.5
5439000	11/23/2020	4.77	4.77	0.2602	1.24	9206	78.0302%	Fecal		CFU/100 mL	200	283.2	86400	-	6,074.5
5439000	12/22/2012	4.76	4.76	0.2602	1.24	9211	78.0726%	Fecal		CFU/100 mL	200	283.2	86400	-	6,061.8
5439000	9/29/2016	4.75	4.75	0.2602	1.24	9212	78.0810%	Fecal		CFU/100 mL	200	283.2	86400	-	6,049.0
5439000	8/26/2010	4.74	4.74	0.2602	1.23	9213	78.0895%	Fecal		CFU/100 mL	200	283.2	86400	-	6,036.3
5439000	11/17/2021	4.74	4.74	0.2602	1.23	9213	78.0895%	Fecal		CFU/100 mL	200	283.2	86400	-	6,036.3
5439000	12/29/2004	4.73	4.73	0.2602	1.23	9215	78.1065%	Fecal		CFU/100 mL	200	283.2	86400	-	6,023.6
5439000	9/7/2010	4.73	4.73	0.2602	1.23	9215	78.1065%	Fecal		CFU/100 mL	200	283.2	86400	-	6,023.6
5439000	12/27/2021	4.73	4.73	0.2602	1.23	9215	78.1065%	Fecal		CFU/100 mL	200	283.2	86400	-	6,023.6
5439000	1/9/2018	4.72	4.72	0.2602	1.23	9218	78.1319%	Fecal		CFU/100 mL	200	283.2	86400	-	6,010.8
5439000	12/26/2003	4.71	4.71	0.2602	1.23	9219	78.1404%	Fecal		CFU/100 mL	200	283.2	86400	-	5,998.1
5439000	9/18/1990	4.7	4.7	0.2602	1.22	9220	78.1488%	Fecal		CFU/100 mL	200	283.2	86400	-	5,985.4
5439000	8/29/1991	4.7	4.7	0.2602	1.22	9220	78.1488%	Fecal		CFU/100 mL	200	283.2	86400	-	5,985.4
5439000	10/27/1991	4.7	4.7	0.2602	1.22	9220	78.1488%	Fecal		CFU/100 mL	200	283.2	86400	-	5,985.4
5439000	8/10/1992	4.7	4.7	0.2602	1.22	9220	78.1488%	Fecal		CFU/100 mL	200	283.2	86400	-	5,985.4
5439000	3/20/1996	4.7	4.7	0.2602	1.22	9220	78.1488%	Fecal		CFU/100 mL	200	283.2	86400	-	5,985.4
5439000	9/21/1996	4.7	4.7	0.2602	1.22	9220	78.1488%	Fecal		CFU/100 mL	200	283.2	86400	-	5,985.4
5439000	11/9/1996	4.7	4.7	0.2602	1.22	9220	78.1488%	Fecal		CFU/100 mL	200	283.2	86400	-	5,985.4
5439000	8/24/1998	4.7	4.7	0.2602	1.22	9220	78.1488%	Fecal		CFU/100 mL	200	283.2	86400	-	5,985.4
5439000	10/24/1999	4.7	4.7	0.2602	1.22	9220	78.1488%	Fecal		CFU/100 mL	200	283.2	86400	-	5,985.4
5439000	10/29/1999	4.7	4.7	0.2602	1.22	9220	78.1488%	Fecal		CFU/100 mL	200	283.2	86400	-	5,985.4
5439000	11/3/1999	4.7	4.7	0.2602	1.22	9220	78.1488%	Fecal		CFU/100 mL	200	283.2	86400	-	5,985.4
5439000	11/12/1999	4.7	4.7	0.2602	1.22	9220	78.1488%	Fecal		CFU/100 mL	200	283.2	86400	-	5,985.4
5439000	11/5/2000	4.7	4.7	0.2602	1.22	9220	78.1488%	Fecal		CFU/100 mL	200	283.2	86400	-	5,985.4
5439000	7/24/2001	4.7	4.7	0.2602	1.22	9220	78.1488%	Fecal		CFU/100 mL	200	283.2	86400	-	5,985.4
5439000	8/16/2001	4.7	4.7	0.2602	1.22	9220	78.1488%	Fecal		CFU/100 mL	200	283.2	86400	-	5,985.4
5439000	9/14/2009	4.7	4.7	0.2602	1.22	9220	78.1488%	Fecal		CFU/100 mL	200	283.2	86400	-	5,985.4
5439000	8/31/2010	4.7	4.7	0.2602	1.22	9220	78.1488%	Fecal		CFU/100 mL	200	283.2	86400	-	5,985.4
5439000	8/25/2013	4.7	4.7	0.2602	1.22	9220	78.1488%	Fecal		CFU/100 mL	200	283.2	86400	-	5,985.4
5439000	8/1/2018	4.7	4.7	0.2602	1.22	9220	78.1488%	Fecal		CFU/100 mL	200	283.2	86400	-	5,985.4
5439000	1/24/2021	4.7	4.7	0.2602	1.22	9220	78.1488%	Fecal		CFU/100 mL	200	283.2	86400	-	5,985.4
5439000	12/29/2010	4.69	4.69	0.2602	1.22	9240	78.3184%	Fecal		CFU/100 mL	200	283.2	86400	-	5,972.6
5439000	8/2/2013	4.69	4.69	0.2602	1.22	9240	78.3184%	Fecal		CFU/100 mL	200	283.2	86400	-	5,972.6
5439000	2/9/2015	4.68	4.68	0.2602	1.22	9242	78.3353%	Fecal		CFU/100 mL	200	283.2	86400	-	5,959.9
5439000	12/2/2021	4.68	4.68	0.2602	1.22	9242	78.3353%	Fecal		CFU/100 mL	200	283.2	86400	-	5,959.9
5439000	1/12/2004	4.67	4.67	0.2602	1.22	9244	78.3523%	Fecal		CFU/100 mL	200	283.2	86400	-	5,947.2
5439000	11/5/2021	4.67	4.67	0.2602	1.22	9244	78.3523%	Fecal		CFU/100 mL	200	283.2	86400	-	5,947.2
5439000	1/1/2022	4.67	4.67	0.2602	1.22	9244	78.3523%	Fecal		CFU/100 mL	200	283.2	86400	-	5,947.2
5439000	6/28/2012	4.66	4.66	0.2602	1.21	9247	78.3777%	Fecal		CFU/100 mL	200	283.2	86400	-	5,934.4
5439000	9/29/1994	4.64	4.64	0.2602	1.21	9248	78.3862%	Fecal		CFU/100 mL	200	283.2	86400	-	5,909.0
5439000	11/20/2004	4.64	4.64	0.2602	1.21	9248	78.3862%	Fecal		CFU/100 mL	200	283.2	86400	-	5,909.0
5439000	8/23/2015	4.63	4.63	0.2602	1.20	9250	78.4031%	Fecal		CFU/100 mL	200	283.2	86400	-	5,896.2

Gage ID	Date	Discharge (CFS)	Gage Discharge (less Surrogate NPDES) (CFS)	Watershed Area Ratio	Calculated flow (CFS)	Rank	Flow Exceedance %	Parameter	Results	Units (mg or micro_gram	Limit/Standard	100mL/CF	sec/day	Actual Load (million colonies/day)	Allowable Load (million colonies/day)
5439000	1/12/2021	4.63	4.63	0.2602	1.20	9250	78.4031%	Fecal		CFU/100 mL	200	283.2	86400	-	5,896.2
5439000	7/29/1994	4.62	4.62	0.2602	1.20	9252	78.4201%	Fecal		CFU/100 mL	200	283.2	86400	-	5,883.5
5439000	9/2/2014	4.62	4.62	0.2602	1.20	9252	78.4201%	Fecal		CFU/100 mL	200	283.2	86400	-	5,883.5
5439000	9/24/2015	4.62	4.62	0.2602	1.20	9252	78.4201%	Fecal		CFU/100 mL	200	283.2	86400	-	5,883.5
5439000	12/18/2021	4.62	4.62	0.2602	1.20	9252	78.4201%	Fecal		CFU/100 mL	200	283.2	86400	-	5,883.5
5439000	8/10/2008	4.61	4.61	0.2602	1.20	9256	78.4540%	Fecal		CFU/100 mL	200	283.2	86400	-	5,870.7
5439000	9/9/2018	4.61	4.61	0.2602	1.20	9256	78.4540%	Fecal		CFU/100 mL	200	283.2	86400	-	5,870.7
5439000	9/25/1990	4.6	4.6	0.2602	1.20	9258	78.4709%	Fecal		CFU/100 mL	200	283.2	86400	-	5,858.0
5439000	7/12/1991	4.6	4.6	0.2602	1.20	9258	78.4709%	Fecal		CFU/100 mL	200	283.2	86400	-	5,858.0
5439000	10/10/1991	4.6	4.6	0.2602	1.20	9258	78.4709%	Fecal		CFU/100 mL	200	283.2	86400	-	5,858.0
5439000	10/4/1994	4.6	4.6	0.2602	1.20	9258	78.4709%	Fecal		CFU/100 mL	200	283.2	86400	-	5,858.0
5439000	10/5/1994	4.6	4.6	0.2602	1.20	9258	78.4709%	Fecal		CFU/100 mL	200	283.2	86400	-	5,858.0
5439000	8/6/1995	4.6	4.6	0.2602	1.20	9258	78.4709%	Fecal		CFU/100 mL	200	283.2	86400	-	5,858.0
5439000	10/10/1995	4.6	4.6	0.2602	1.20	9258	78.4709%	Fecal		CFU/100 mL	200	283.2	86400	-	5,858.0
5439000	1/31/1996	4.6	4.6	0.2602	1.20	9258	78.4709%	Fecal		CFU/100 mL	200	283.2	86400	-	5,858.0
5439000	9/22/1996	4.6	4.6	0.2602	1.20	9258	78.4709%	Fecal		CFU/100 mL	200	283.2	86400	-	5,858.0
5439000	9/17/1998	4.6	4.6	0.2602	1.20	9258	78.4709%	Fecal		CFU/100 mL	200	283.2	86400	-	5,858.0
5439000	8/26/1999	4.6	4.6	0.2602	1.20	9258	78.4709%	Fecal		CFU/100 mL	200	283.2	86400	-	5,858.0
5439000	11/2/1999	4.6	4.6	0.2602	1.20	9258	78.4709%	Fecal		CFU/100 mL	200	283.2	86400	-	5,858.0
5439000	9/27/2001	4.6	4.6	0.2602	1.20	9258	78.4709%	Fecal		CFU/100 mL	200	283.2	86400	-	5,858.0
5439000	11/3/2004	4.6	4.6	0.2602	1.20	9258	78.4709%	Fecal		CFU/100 mL	200	283.2	86400	-	5,858.0
5439000	6/30/2005	4.6	4.6	0.2602	1.20	9258	78.4709%	Fecal		CFU/100 mL	200	283.2	86400	-	5,858.0
5439000	2/10/2015	4.6	4.6	0.2602	1.20	9258	78.4709%	Fecal		CFU/100 mL	200	283.2	86400	-	5,858.0
5439000	2/11/2015	4.6	4.6	0.2602	1.20	9258	78.4709%	Fecal		CFU/100 mL	200	283.2	86400	-	5,858.0
5439000	2/12/2015	4.6	4.6	0.2602	1.20	9258	78.4709%	Fecal		CFU/100 mL	200	283.2	86400	-	5,858.0
5439000	2/13/2015	4.6	4.6	0.2602	1.20	9258	78.4709%	Fecal		CFU/100 mL	200	283.2	86400	-	5,858.0
5439000	2/14/2015	4.6	4.6	0.2602	1.20	9258	78.4709%	Fecal		CFU/100 mL	200	283.2	86400	-	5,858.0
5439000	2/15/2015	4.6	4.6	0.2602	1.20	9258	78.4709%	Fecal		CFU/100 mL	200	283.2	86400	-	5,858.0
5439000	2/16/2015	4.6	4.6	0.2602	1.20	9258	78.4709%	Fecal		CFU/100 mL	200	283.2	86400	-	5,858.0
5439000	2/17/2015	4.6	4.6	0.2602	1.20	9258	78.4709%	Fecal		CFU/100 mL	200	283.2	86400	-	5,858.0
5439000	12/16/2012	4.58	4.58	0.2602	1.19	9281	78.6659%	Fecal		CFU/100 mL	200	283.2	86400	-	5,832.5
5439000	9/3/2015	4.58	4.58	0.2602	1.19	9281	78.6659%	Fecal		CFU/100 mL	200	283.2	86400	-	5,832.5
5439000	10/22/2016	4.58	4.58	0.2602	1.19	9281	78.6659%	Fecal		CFU/100 mL	200	283.2	86400	-	5,832.5
5439000	10/24/2004	4.57	4.57	0.2602	1.19	9284	78.6913%	Fecal		CFU/100 mL	200	283.2	86400	-	5,819.8
5439000	2/18/2015	4.57	4.57	0.2602	1.19	9284	78.6913%	Fecal		CFU/100 mL	200	283.2	86400	-	5,819.8
5439000	10/14/2016	4.57	4.57	0.2602	1.19	9284	78.6913%	Fecal		CFU/100 mL	200	283.2	86400	-	5,819.8
5439000	8/24/2017	4.57	4.57	0.2602	1.19	9284	78.6913%	Fecal		CFU/100 mL	200	283.2	86400	-	5,819.8
5439000	8/31/2011	4.55	4.55	0.2602	1.18	9288	78.7252%	Fecal		CFU/100 mL	200	283.2	86400	-	5,794.3
5439000	12/17/2021	4.55	4.55	0.2602	1.18	9288	78.7252%	Fecal		CFU/100 mL	200	283.2	86400	-	5,794.3
5439000	8/18/2014	4.54	4.54	0.2602	1.18	9290	78.7422%	Fecal		CFU/100 mL	200	283.2	86400	-	5,781.6
5439000	8/19/2014	4.54	4.54	0.2602	1.18	9290	78.7422%	Fecal		CFU/100 mL	200	283.2	86400	-	5,781.6
5439000	10/11/2006	4.53	4.53	0.2602	1.18	9292	78.7591%	Fecal		CFU/100 mL	200	283.2	86400	-	5,768.9
5439000	8/30/2010	4.53	4.53	0.2602	1.18	9292	78.7591%	Fecal		CFU/100 mL	200	283.2	86400	-	5,768.9
5439000	1/5/2022	4.53	4.53	0.2602	1.18	9292	78.7591%	Fecal		CFU/100 mL	200	283.2	86400	-	5,768.9
5439000	8/27/2004	4.52	4.52	0.2602	1.18	9295	78.7845%	Fecal		CFU/100 mL	200	283.2	86400	-	5,756.1
5439000	6/20/2005	4.52	4.52	0.2602	1.18	9295	78.7845%	Fecal		CFU/100 mL	200	283.2	86400	-	5,756.1
5439000	1/12/2018	4.51	4.51	0.2602	1.17	9297	78.8015%	Fecal		CFU/100 mL	200	283.2	86400	-	5,743.4
5439000	7/21/1991	4.5	4.5	0.2602	1.17	9298	78.8100%	Fecal		CFU/100 mL	200	283.2	86400	-	5,730.7
5439000	7/29/1991	4.5	4.5	0.2602	1.17	9298	78.8100%	Fecal		CFU/100 mL	200	283.2	86400	-	5,730.7
5439000	8/2/1991	4.5	4.5	0.2602	1.17	9298	78.8100%	Fecal		CFU/100 mL	200	283.2	86400	-	5,730.7
5439000	9/17/1991	4.5	4.5	0.2602	1.17	9298	78.8100%	Fecal		CFU/100 mL	200	283.2	86400	-	5,730.7
5439000	2/6/1996	4.5	4.5	0.2602	1.17	9298	78.8100%	Fecal		CFU/100 mL	200	283.2	86400	-	5,730.7
5439000	11/18/1996	4.5	4.5	0.2602	1.17	9298	78.8100%	Fecal		CFU/100 mL	200	283.2	86400	-	5,730.7
5439000	11/4/1999	4.5	4.5	0.2602	1.17	9298	78.8100%	Fecal		CFU/100 mL	200	283.2	86400	-	5,730.7
5439000	8/25/2000	4.5	4.5	0.2602	1.17	9298	78.8100%	Fecal		CFU/100 mL	200	283.2	86400	-	5,730.7
5439000	12/22/2004	4.5	4.5	0.2602	1.17	9298	78.8100%	Fecal		CFU/100 mL	200	283.2	86400	-	5,730.7
5439000	10/28/2011	4.5	4.5	0.2602	1.17	9298	78.8100%	Fecal		CFU/100 mL	200	283.2	86400	-	5,730.7
5439000	10/3/2016	4.49	4.49	0.2602	1.17	9308	78.8947%	Fecal		CFU/100 mL	200	283.2	86400	-	5,717.9
5439000	11/3/2013	4.46	4.46	0.2602	1.16	9309	78.9032%	Fecal		CFU/100 mL	200	283.2	86400	-	5,679.7
5439000	11/14/2014	4.46	4.46	0.2602	1.16	9309	78.9032%	Fecal		CFU/100 mL	200	283.2	86400	-	5,679.7
5439000	10/25/2012	4.44	4.44	0.2602	1.16	9311	78.9202%	Fecal		CFU/100 mL	200	283.2	86400	-	5,654.3
5439000	2/27/2014	4.44	4.44	0.2602	1.16	9311	78.9202%	Fecal		CFU/100 mL	200	283.2	86400	-	5,654.3
5439000	8/17/2002	4.43	4.43	0.2602	1.15	9313	78.9371%	Fecal		CFU/100 mL	200	283.2	86400	-	5,641.5
5439000	11/25/2004	4.42	4.42	0.2602	1.15	9314	78.9456%	Fecal		CFU/100 mL	200	283.2	86400	-	5,628.8
5439000	10/21/2016	4.42	4.42	0.2602	1.15	9314	78.9456%	Fecal		CFU/100 mL	200	283.2	86400	-	5,628.8
5439000	11/20/2003	4.41	4.41	0.2602	1.15	9316	78.9625%	Fecal		CFU/100 mL	200	283.2	86400	-	5,616.1
5439000	10/15/2021	4.41	4.41	0.2602	1.15	9316	78.9625%	Fecal		CFU/100 mL	200	283.2	86400	-	5,616.1
5439000	7/16/1991	4.4	4.4	0.2602	1.15	9318	78.9795%	Fecal		CFU/100 mL	200	283.2	86400	-	5,603.3
5439000	8/3/1991	4.4	4.4	0.2602	1.15	9318	78.9795%	Fecal		CFU/100 mL	200	283.2	86400	-	5,603.3
5439000	10/26/1991	4.4	4.4	0.2602	1.15	9318	78.9795%	Fecal		CFU/100 mL	200	283.2	86400	-	5,603.3
5439000	8/11/1992	4.4	4.4	0.2602	1.15	9318	78.9795%	Fecal		CFU/100 mL	200	283.2	86400	-	5,603.3
5439000	9/8/1992	4.4	4.4	0.2602	1.15	9318	78.9795%	Fecal		CFU/100 mL	200	283.2	86400	-	5,603.3
5439000	10/2/1994	4.4	4.4	0.2602	1.15	9318	78.9795%	Fecal		CFU/100 mL	200	283.2	86400	-	5,603.3
5439000	10/3/1994	4.4	4.4	0.2602	1.15	9318	78.9795%	Fecal		CFU/100 mL	200	283.2	86400	-	5,603.3
5439000	8/1/1995	4.4	4.4	0.2602	1.15	9318	78.9795%	Fecal		CFU/100 mL	200	283.2	86400	-	5,603.3
5439000	10/5/1995	4.4	4.4	0.2602	1.15	9318	78.9795%	Fecal		CFU/100 mL	200	283.2	86400	-	5,603.3
5439000	11/10/1996	4.4	4.4	0.2602	1.15	9318	78.9795%	Fecal		CFU/100 mL	200	283.2	86400	-	5,603.3
5439000	11/22/1996	4.4	4.4	0.2602	1.15	9318	78.9795%	Fecal		CFU/100 mL	200	283.2	86400	-	5,603.3
5439000	1/13/2000	4.4	4.4	0.2602	1.15	9318	78.9795%	Fecal		CFU/100 mL	200	283.2	86400	-	5,603.3
5439000	10/28/2010	4.4	4.4	0.2602	1.15	9318	78.9795%	Fecal		CFU/100 mL	200	283.2	86400	-	5,603.3
5439000	8/15/2021	4.4	4.4	0.2602	1.15	9318	78.9795%	Fecal		CFU/100 mL	200	283.2	86400	-	5,603.3
5439000	7/22/2006	4.39	4.39	0.2602	1.14	9332	79.0982%	Fecal		CFU/100 mL	200	283.2	86400	-	5,590.6
5439000	12/25/2017	4.39	4.39	0.2602	1.14	9332	79.0982%	Fecal		CFU/100 mL	200	283.2	86400	-	5,590.6
5439000	2/19/2015	4.37	4.37	0.2602	1.14	9334	79.1151%	Fecal		CFU/100 mL	200	283.2	86400	-	5,565.1
5439000	8/7/2021	4.37	4.37	0.2602	1.14	9334	79.1151%	Fecal		CFU/100 mL	200	283.2	86400	-	5,565.1
5439000	2/2/2006	4.36	4.36	0.2602	1.13	9336	79.1321%	Fecal		CFU/100 mL	200	283.2	86400	-	5,552.4
5439000	12/19/2021	4.36	4.36	0.2602	1.13	9336	79.1321%	Fecal		CFU/100 mL	200	283.2	86400	-	5,552.4
5439000	7/25/2012	4.35	4.35	0.2602	1.13	9338	79.1490%	Fecal		CFU/100 mL	200	283.2	86400	-	5,539.6
5439000	1/15/2004	4.34	4.34	0.2602	1.13	9339	79.1575%	Fecal		CFU/100 mL	200	283.2	86400	-	5,526.9
5439000	10/23/2016	4.34	4.34	0.2602	1.13	9339	79.1575%	Fecal		CFU/100 mL	200	283.2	86400	-	5,526.9
5439000	6/21/2005	4.33	4.33	0.2602	1.13	9341	79.1744%	Fecal		CFU/100 mL	200	283.2	86400	-	5,514.2
5439000	10/26/2012	4.33	4.33	0.2602	1.13	9341	79.1744%	Fecal		CFU/100 mL	200	283.2	86400	-	5,514.2
5439000	10/15/2016	4.33	4.33	0.2602	1.13	9341	79.1744%	Fecal		CFU/100 mL	200	283.2	86400	-	5,514.2
5439000	1/2/2022	4.33	4.33	0.2602	1.13	9341	79.1744%	Fecal		CFU/100 mL	200	283.2	86400	-	5,514.2
5439000	11/11/2013	4.32	4.32	0.2602	1.12	9345	79.2083%	Fecal		CFU/100 mL	200	283.2	86400	-	5,501.4
5439000	11/22/2013	4.32	4.32	0.2602	1.12	9345	79.2083%	Fecal		CFU/100 mL	200	283.2	86400	-	5,501.4
5439000	8/7/2019	4.32	4.32	0.2602	1.12	9345	79.2083%	Fecal		CFU/100 mL	200	283.2	86400	-	5,501.4
5439000	9/20/2002	4.31	4.31	0.2602	1.12	9348	79.2338%	Fecal		CFU/100 mL	200	283.2	86400	-	5,488.7
5439000	11/15/2021	4.31	4.31	0.2602	1.12	9348	79.2338%	Fecal		CFU/100 mL	200	283.2	86400	-	5,488.7
5439000	8/28/1991	4.3	4.3	0.2602	1.12	9350	79.2507%	Fecal		CFU/100 mL	200	283.2	86400	-	5,476.0
5439000	8/12/1992	4.3	4.3	0.2602	1.12	9350	79.2507%	Fecal		CFU/100 mL	200	283.2	86400	-	5,476.0
5439000	8/5/1994	4.3	4.3	0.2602	1.12	9350	79.2507%	Fecal		CFU/100 mL	200	283.2	86400	-	5,476.0
5439000	10/4/1998	4.3	4.3	0.2602	1.12	9350	79.2507%	Fecal		CFU/100 mL	200	283.2	86400	-	5,476.0
5439000	10/25/1999	4.3	4.3	0.2602	1.12	9350	79.2507%	Fecal		CFU/100 mL	200	283.2	86400	-	5,476.0
5439000	1/9/2000	4.3	4.3	0.2602	1.12	9350	79.2507%	Fecal		CFU/100 mL	200	283.2	86400	-	5,476.0
5439000	1/14/2000	4.3	4.3	0.2602	1.12	9350	79.2507%	Fecal		CFU/100 mL	200	283.2	86400	-	5,476.0
5439000	1/15/2000	4.3	4.3	0.2602	1.12	9350	79.2507%	Fecal		CFU/100 mL	200	283.2	86400	-	5,476.0
5439000	1/16/2000	4.3	4.3	0.2602	1.12	9350	79.2507%	Fecal		CFU/100 mL	200	283.2	86400	-	5,476.0
5439000	1/17/2000	4.3	4.3	0.2602	1.12	9350	79.2507%	Fecal		CFU/100 mL	200	283.2	86400	-	5,476.0
5439000	1/23/2000	4.3	4.3	0.2602	1.12	9350	79.2507%	Fecal		CFU/100 mL	200	283.2	86400	-	5,476.0
5439000	12/28/2004	4.3	4.3	0.2602	1.12	9350	79.2507%	Fecal		CFU/100 mL	200	283.2	86400	-	5,476.0
5439000	10/11/2001	4.29	4.29	0.2602	1.12	9362	79.3524%	Fecal		CFU/100 mL	200	283.2	86400	-	5,463.2
5439000	11/3/2006	4.29	4.29	0.2602	1.12	9362	79.3524%	Fecal		CFU/100 mL	200	283.2	86400	-	5,463.2
5439000	2/20/2015	4.29	4.29	0.2602	1.12	9362	79.3524%	Fecal		CFU/100 mL	200	283.2	86400	-	5,463.2
5439000	2/21/2015	4.29	4.29	0.2602	1.12	9362	79.3524%	Fecal		CFU/100 mL	200	283.2	86400	-	5,463.2
5439000	2/22/2015	4.29	4.29	0.2602	1.12	9362	79.3524%	Fecal		CFU/100 mL	200	283.2	86400	-	5,463.2
5439000	8/27/2017	4.28	4.28	0.2602	1.11	9367	79.3948%	Fecal		CFU/100 mL	200	283.2	86400	-	5,450.5
5439000	10/24/2016	4.27	4.27	0.2602	1.11	9368	79.4033%	Fecal		CFU/100 mL	200	283.2	86400	-	5,437.8
5439000	8/9/2018	4.27	4.27	0.2602	1.11	9368	79.4033%	Fecal		CFU/100 mL	200	283.2	86400	-	5,437.8
5439000	9/10/2018	4.27	4.27	0.2602	1.11	9368	79.4033%	Fecal		CFU/100 mL	200	283.2	86400	-	5,437.8
5439000	8/29/2019	4.27	4.27	0.2602	1.11	9368	79.4033%	Fecal		CFU/100 mL	200	283.2	86400	-	5,437.8
5439000	9/17/2020	4.27	4.27	0.2602	1.11	9368	79.4033%	Fecal		CFU/100 mL	200	283.2	86400	-	5,437.8
5439000	1/4/2022	4.27	4.27	0.2602	1.11	9368	79.4033%	Fecal		CFU/100 mL	200	283.2	86400	-	5,437.8
5439000	6/22/2005	4.26	4.26	0.2602	1.11	9374	79.4541%	Fecal		CFU/100 mL	200	283.2	86400	-	5,425.0
5439000	8/8/2016	4.26	4.26	0.2602	1.11	9374	79.4541%	Fecal		CFU/100 mL	200	283.2	86400	-	5,425.0

Gage ID	Date	Discharge (CFS)	Gage Discharge (less Surrogate NPDES) (CFS)	Watershed Area Ratio	Calculated flow (CFS)	Rank	Flow Exceedance %	Parameter	Results	Units (mg or micro_gram	Limit/Standard	100mL/CF	sec/day	Actual Load (million colonies/day)	Allowable Load (million colonies/day)
5439000	8/5/2019	4.26	4.26	0.2602	1.11	9374	79.4541%	Fecal		CFU/100 mL	200	283.2	86400	-	5,425.0
5439000	8/16/2009	4.25	4.25	0.2602	1.11	9377	79.4796%	Fecal		CFU/100 mL	200	283.2	86400	-	5,412.3
5439000	8/28/2010	4.25	4.25	0.2602	1.11	9377	79.4796%	Fecal		CFU/100 mL	200	283.2	86400	-	5,412.3
5439000	9/17/2014	4.25	4.25	0.2602	1.11	9377	79.4796%	Fecal		CFU/100 mL	200	283.2	86400	-	5,412.3
5439000	7/31/2003	4.24	4.24	0.2602	1.10	9380	79.5050%	Fecal		CFU/100 mL	200	283.2	86400	-	5,399.6
5439000	8/29/2010	4.24	4.24	0.2602	1.10	9380	79.5050%	Fecal		CFU/100 mL	200	283.2	86400	-	5,399.6
5439000	1/3/2022	4.24	4.24	0.2602	1.10	9380	79.5050%	Fecal		CFU/100 mL	200	283.2	86400	-	5,399.6
5439000	9/3/2014	4.23	4.23	0.2602	1.10	9383	79.5304%	Fecal		CFU/100 mL	200	283.2	86400	-	5,386.8
5439000	3/8/2015	4.23	4.23	0.2602	1.10	9383	79.5304%	Fecal		CFU/100 mL	200	283.2	86400	-	5,386.8
5439000	11/6/2021	4.23	4.23	0.2602	1.10	9383	79.5304%	Fecal		CFU/100 mL	200	283.2	86400	-	5,386.8
5439000	7/30/1994	4.22	4.22	0.2602	1.10	9386	79.5559%	Fecal		CFU/100 mL	200	283.2	86400	-	5,374.1
5439000	1/1/2004	4.22	4.22	0.2602	1.10	9386	79.5559%	Fecal		CFU/100 mL	200	283.2	86400	-	5,374.1
5439000	11/20/2014	4.22	4.22	0.2602	1.10	9386	79.5559%	Fecal		CFU/100 mL	200	283.2	86400	-	5,374.1
5439000	11/28/2021	4.22	4.22	0.2602	1.10	9386	79.5559%	Fecal		CFU/100 mL	200	283.2	86400	-	5,374.1
5439000	7/16/2006	4.21	4.21	0.2602	1.10	9390	79.5898%	Fecal		CFU/100 mL	200	283.2	86400	-	5,361.4
5439000	11/19/2006	4.21	4.21	0.2602	1.10	9390	79.5898%	Fecal		CFU/100 mL	200	283.2	86400	-	5,361.4
5439000	8/16/2019	4.21	4.21	0.2602	1.10	9390	79.5898%	Fecal		CFU/100 mL	200	283.2	86400	-	5,361.4
5439000	12/25/2021	4.21	4.21	0.2602	1.10	9390	79.5898%	Fecal		CFU/100 mL	200	283.2	86400	-	5,361.4
5439000	10/1/1994	4.2	4.2	0.2602	1.09	9394	79.6237%	Fecal		CFU/100 mL	200	283.2	86400	-	5,348.6
5439000	7/31/1998	4.2	4.2	0.2602	1.09	9394	79.6237%	Fecal		CFU/100 mL	200	283.2	86400	-	5,348.6
5439000	11/1/1999	4.2	4.2	0.2602	1.09	9394	79.6237%	Fecal		CFU/100 mL	200	283.2	86400	-	5,348.6
5439000	11/24/1999	4.2	4.2	0.2602	1.09	9394	79.6237%	Fecal		CFU/100 mL	200	283.2	86400	-	5,348.6
5439000	1/5/2000	4.2	4.2	0.2602	1.09	9394	79.6237%	Fecal		CFU/100 mL	200	283.2	86400	-	5,348.6
5439000	1/18/2000	4.2	4.2	0.2602	1.09	9394	79.6237%	Fecal		CFU/100 mL	200	283.2	86400	-	5,348.6
5439000	1/22/2000	4.2	4.2	0.2602	1.09	9394	79.6237%	Fecal		CFU/100 mL	200	283.2	86400	-	5,348.6
5439000	1/24/2000	4.2	4.2	0.2602	1.09	9394	79.6237%	Fecal		CFU/100 mL	200	283.2	86400	-	5,348.6
5439000	8/22/2000	4.2	4.2	0.2602	1.09	9394	79.6237%	Fecal		CFU/100 mL	200	283.2	86400	-	5,348.6
5439000	8/26/2000	4.2	4.2	0.2602	1.09	9394	79.6237%	Fecal		CFU/100 mL	200	283.2	86400	-	5,348.6
5439000	12/23/2004	4.2	4.2	0.2602	1.09	9394	79.6237%	Fecal		CFU/100 mL	200	283.2	86400	-	5,348.6
5439000	4/18/2003	4.19	4.19	0.2602	1.09	9405	79.7169%	Fecal		CFU/100 mL	200	283.2	86400	-	5,335.9
5439000	10/4/2006	4.19	4.19	0.2602	1.09	9405	79.7169%	Fecal		CFU/100 mL	200	283.2	86400	-	5,335.9
5439000	9/13/2015	4.19	4.19	0.2602	1.09	9405	79.7169%	Fecal		CFU/100 mL	200	283.2	86400	-	5,335.9
5439000	8/5/2020	4.19	4.19	0.2602	1.09	9405	79.7169%	Fecal		CFU/100 mL	200	283.2	86400	-	5,335.9
5439000	10/21/2006	4.18	4.18	0.2602	1.09	9409	79.7508%	Fecal		CFU/100 mL	200	283.2	86400	-	5,323.2
5439000	8/3/2013	4.18	4.18	0.2602	1.09	9409	79.7508%	Fecal		CFU/100 mL	200	283.2	86400	-	5,323.2
5439000	8/27/2010	4.16	4.16	0.2602	1.08	9411	79.7678%	Fecal		CFU/100 mL	200	283.2	86400	-	5,297.7
5439000	8/3/1994	4.15	4.15	0.2602	1.08	9412	79.7762%	Fecal		CFU/100 mL	200	283.2	86400	-	5,284.9
5439000	8/17/2012	4.15	4.15	0.2602	1.08	9412	79.7762%	Fecal		CFU/100 mL	200	283.2	86400	-	5,284.9
5439000	2/23/2015	4.15	4.15	0.2602	1.08	9412	79.7762%	Fecal		CFU/100 mL	200	283.2	86400	-	5,284.9
5439000	7/16/2002	4.14	4.14	0.2602	1.08	9415	79.8017%	Fecal		CFU/100 mL	200	283.2	86400	-	5,272.2
5439000	11/15/2014	4.14	4.14	0.2602	1.08	9415	79.8017%	Fecal		CFU/100 mL	200	283.2	86400	-	5,272.2
5439000	8/28/1994	4.13	4.13	0.2602	1.07	9417	79.8186%	Fecal		CFU/100 mL	200	283.2	86400	-	5,259.5
5439000	10/4/2016	4.13	4.13	0.2602	1.07	9417	79.8186%	Fecal		CFU/100 mL	200	283.2	86400	-	5,259.5
5439000	2/28/2014	4.12	4.12	0.2602	1.07	9419	79.8356%	Fecal		CFU/100 mL	200	283.2	86400	-	5,246.7
5439000	3/7/2015	4.12	4.12	0.2602	1.07	9419	79.8356%	Fecal		CFU/100 mL	200	283.2	86400	-	5,246.7
5439000	1/10/2018	4.12	4.12	0.2602	1.07	9419	79.8356%	Fecal		CFU/100 mL	200	283.2	86400	-	5,246.7
5439000	8/21/2005	4.11	4.11	0.2602	1.07	9422	79.8610%	Fecal		CFU/100 mL	200	283.2	86400	-	5,234.0
5439000	1/11/2018	4.11	4.11	0.2602	1.07	9422	79.8610%	Fecal		CFU/100 mL	200	283.2	86400	-	5,234.0
5439000	8/8/2021	4.11	4.11	0.2602	1.07	9422	79.8610%	Fecal		CFU/100 mL	200	283.2	86400	-	5,234.0
5439000	9/26/1990	4.1	4.1	0.2602	1.07	9425	79.8864%	Fecal		CFU/100 mL	200	283.2	86400	-	5,221.3
5439000	8/14/1991	4.1	4.1	0.2602	1.07	9425	79.8864%	Fecal		CFU/100 mL	200	283.2	86400	-	5,221.3
5439000	8/31/1994	4.1	4.1	0.2602	1.07	9425	79.8864%	Fecal		CFU/100 mL	200	283.2	86400	-	5,221.3
5439000	10/30/1995	4.1	4.1	0.2602	1.07	9425	79.8864%	Fecal		CFU/100 mL	200	283.2	86400	-	5,221.3
5439000	11/23/1996	4.1	4.1	0.2602	1.07	9425	79.8864%	Fecal		CFU/100 mL	200	283.2	86400	-	5,221.3
5439000	8/11/1998	4.1	4.1	0.2602	1.07	9425	79.8864%	Fecal		CFU/100 mL	200	283.2	86400	-	5,221.3
5439000	7/31/1999	4.1	4.1	0.2602	1.07	9425	79.8864%	Fecal		CFU/100 mL	200	283.2	86400	-	5,221.3
5439000	11/5/1999	4.1	4.1	0.2602	1.07	9425	79.8864%	Fecal		CFU/100 mL	200	283.2	86400	-	5,221.3
5439000	11/6/1999	4.1	4.1	0.2602	1.07	9425	79.8864%	Fecal		CFU/100 mL	200	283.2	86400	-	5,221.3
5439000	11/23/1999	4.1	4.1	0.2602	1.07	9425	79.8864%	Fecal		CFU/100 mL	200	283.2	86400	-	5,221.3
5439000	1/19/2000	4.1	4.1	0.2602	1.07	9425	79.8864%	Fecal		CFU/100 mL	200	283.2	86400	-	5,221.3
5439000	9/25/2009	4.1	4.1	0.2602	1.07	9425	79.8864%	Fecal		CFU/100 mL	200	283.2	86400	-	5,221.3
5439000	8/10/2018	4.1	4.1	0.2602	1.07	9425	79.8864%	Fecal		CFU/100 mL	200	283.2	86400	-	5,221.3
5439000	12/20/2021	4.09	4.09	0.2602	1.06	9438	79.9966%	Fecal		CFU/100 mL	200	283.2	86400	-	5,208.5
5439000	10/25/2002	4.07	4.07	0.2602	1.06	9439	80.0051%	Fecal		CFU/100 mL	200	283.2	86400	-	5,183.1
5439000	1/11/2004	4.07	4.07	0.2602	1.06	9439	80.0051%	Fecal		CFU/100 mL	200	283.2	86400	-	5,183.1
5439000	11/24/2010	4.07	4.07	0.2602	1.06	9439	80.0051%	Fecal		CFU/100 mL	200	283.2	86400	-	5,183.1
5439000	2/24/2015	4.07	4.07	0.2602	1.06	9439	80.0051%	Fecal		CFU/100 mL	200	283.2	86400	-	5,183.1
5439000	12/24/2021	4.07	4.07	0.2602	1.06	9439	80.0051%	Fecal		CFU/100 mL	200	283.2	86400	-	5,183.1
5439000	2/3/2006	4.06	4.06	0.2602	1.06	9444	80.0475%	Fecal		CFU/100 mL	200	283.2	86400	-	5,170.3
5439000	10/29/2011	4.06	4.06	0.2602	1.06	9444	80.0475%	Fecal		CFU/100 mL	200	283.2	86400	-	5,170.3
5439000	7/9/2012	4.05	4.05	0.2602	1.05	9446	80.0644%	Fecal		CFU/100 mL	200	283.2	86400	-	5,157.6
5439000	10/25/2016	4.05	4.05	0.2602	1.05	9446	80.0644%	Fecal		CFU/100 mL	200	283.2	86400	-	5,157.6
5439000	8/25/2017	4.05	4.05	0.2602	1.05	9446	80.0644%	Fecal		CFU/100 mL	200	283.2	86400	-	5,157.6
5439000	8/2/2018	4.03	4.03	0.2602	1.05	9449	80.0898%	Fecal		CFU/100 mL	200	283.2	86400	-	5,132.1
5439000	7/5/2005	4.01	4.01	0.2602	1.04	9450	80.0983%	Fecal		CFU/100 mL	200	283.2	86400	-	5,106.7
5439000	12/21/2021	4.01	4.01	0.2602	1.04	9450	80.0983%	Fecal		CFU/100 mL	200	283.2	86400	-	5,106.7
5439000	7/13/1991	4	4	0.2602	1.04	9452	80.1153%	Fecal		CFU/100 mL	200	283.2	86400	-	5,093.9
5439000	7/19/1991	4	4	0.2602	1.04	9452	80.1153%	Fecal		CFU/100 mL	200	283.2	86400	-	5,093.9
5439000	7/26/1991	4	4	0.2602	1.04	9452	80.1153%	Fecal		CFU/100 mL	200	283.2	86400	-	5,093.9
5439000	9/1/1991	4	4	0.2602	1.04	9452	80.1153%	Fecal		CFU/100 mL	200	283.2	86400	-	5,093.9
5439000	11/21/1996	4	4	0.2602	1.04	9452	80.1153%	Fecal		CFU/100 mL	200	283.2	86400	-	5,093.9
5439000	10/26/1999	4	4	0.2602	1.04	9452	80.1153%	Fecal		CFU/100 mL	200	283.2	86400	-	5,093.9
5439000	11/19/1999	4	4	0.2602	1.04	9452	80.1153%	Fecal		CFU/100 mL	200	283.2	86400	-	5,093.9
5439000	12/22/1999	4	4	0.2602	1.04	9452	80.1153%	Fecal		CFU/100 mL	200	283.2	86400	-	5,093.9
5439000	1/21/2000	4	4	0.2602	1.04	9452	80.1153%	Fecal		CFU/100 mL	200	283.2	86400	-	5,093.9
5439000	1/25/2000	4	4	0.2602	1.04	9452	80.1153%	Fecal		CFU/100 mL	200	283.2	86400	-	5,093.9
5439000	2/1/2000	4	4	0.2602	1.04	9452	80.1153%	Fecal		CFU/100 mL	200	283.2	86400	-	5,093.9
5439000	2/20/2000	4	4	0.2602	1.04	9452	80.1153%	Fecal		CFU/100 mL	200	283.2	86400	-	5,093.9
5439000	9/10/2001	4	4	0.2602	1.04	9452	80.1153%	Fecal		CFU/100 mL	200	283.2	86400	-	5,093.9
5439000	12/27/2004	4	4	0.2602	1.04	9452	80.1153%	Fecal		CFU/100 mL	200	283.2	86400	-	5,093.9
5439000	8/14/2009	4	4	0.2602	1.04	9452	80.1153%	Fecal		CFU/100 mL	200	283.2	86400	-	5,093.9
5439000	1/14/2013	4	4	0.2602	1.04	9452	80.1153%	Fecal		CFU/100 mL	200	283.2	86400	-	5,093.9
5439000	2/25/2015	4	4	0.2602	1.04	9452	80.1153%	Fecal		CFU/100 mL	200	283.2	86400	-	5,093.9
5439000	6/23/2005	3.99	3.99	0.2602	1.04	9469	80.2594%	Fecal		CFU/100 mL	200	283.2	86400	-	5,081.2
5439000	12/26/2021	3.99	3.99	0.2602	1.04	9469	80.2594%	Fecal		CFU/100 mL	200	283.2	86400	-	5,081.2
5439000	8/30/2011	3.98	3.98	0.2602	1.04	9471	80.2763%	Fecal		CFU/100 mL	200	283.2	86400	-	5,068.5
5439000	8/16/2011	3.95	3.95	0.2602	1.03	9472	80.2848%	Fecal		CFU/100 mL	200	283.2	86400	-	5,030.3
5439000	3/1/2014	3.95	3.95	0.2602	1.03	9472	80.2848%	Fecal		CFU/100 mL	200	283.2	86400	-	5,030.3
5439000	9/13/2016	3.95	3.95	0.2602	1.03	9472	80.2848%	Fecal		CFU/100 mL	200	283.2	86400	-	5,030.3
5439000	11/16/2021	3.95	3.95	0.2602	1.03	9472	80.2848%	Fecal		CFU/100 mL	200	283.2	86400	-	5,030.3
5439000	3/2/2014	3.94	3.94	0.2602	1.03	9476	80.3187%	Fecal		CFU/100 mL	200	283.2	86400	-	5,017.5
5439000	2/26/2015	3.93	3.93	0.2602	1.02	9477	80.3272%	Fecal		CFU/100 mL	200	283.2	86400	-	5,004.8
5439000	2/27/2015	3.93	3.93	0.2602	1.02	9477	80.3272%	Fecal		CFU/100 mL	200	283.2	86400	-	5,004.8
5439000	2/28/2015	3.93	3.93	0.2602	1.02	9477	80.3272%	Fecal		CFU/100 mL	200	283.2	86400	-	5,004.8
5439000	3/6/2015	3.93	3.93	0.2602	1.02	9477	80.3272%	Fecal		CFU/100 mL	200	283.2	86400	-	5,004.8
5439000	10/5/2016	3.93	3.93	0.2602	1.02	9477	80.3272%	Fecal		CFU/100 mL	200	283.2	86400	-	5,004.8
5439000	8/6/2020	3.93	3.93	0.2602	1.02	9477	80.3272%	Fecal		CFU/100 mL	200	283.2	86400	-	5,004.8
5439000	9/18/2020	3.93	3.93	0.2602	1.02	9477	80.3272%	Fecal		CFU/100 mL	200	283.2	86400	-	5,004.8
5439000	11/21/2014	3.92	3.92	0.2602	1.02	9484	80.3865%	Fecal		CFU/100 mL	200	283.2	86400	-	4,992.0
5439000	8/17/2019	3.91	3.91	0.2602	1.02	9485	80.3950%	Fecal		CFU/100 mL	200	283.2	86400	-	4,979.3
5439000	8/22/2019	3.91	3.91	0.2602	1.02	9485	80.3950%	Fecal		CFU/100 mL	200	283.2	86400	-	4,979.3
5439000	7/20/1991	3.9	3.9	0.2602	1.01	9487	80.4119%	Fecal		CFU/100 mL	200	283.2	86400	-	4,966.6
5439000	7/25/1991	3.9	3.9	0.2602	1.01	9487	80.4119%	Fecal		CFU/100 mL	200	283.2	86400	-	4,966.6
5439000	8/31/1992	3.9	3.9	0.2602	1.01	9487	80.4119%	Fecal		CFU/100 mL	200	283.2	86400	-	4,966.6
5439000	9/30/1994	3.9	3.9	0.2602	1.01	9487	80.4119%	Fecal		CFU/100 mL	200	283.2	86400	-	4,966.6
5439000	10/6/1994	3.9	3.9	0.2602	1.01	9487	80.4119%	Fecal		CFU/100 mL	200	283.2	86400	-	4,966.6
5439000	11/11/1996	3.9	3.9	0.2602	1.01	9487	80.4119%	Fecal		CFU/100 mL	200	283.2	86400	-	4,966.6
5439000	7/17/1997	3.9	3.9	0.2602	1.01	9487	80.4119%	Fecal		CFU/100 mL	200	283.2	86400	-	4,966.6
5439000	11/9/1999	3.9	3.9	0.2602	1.01	9487	80.4119%	Fecal		CFU/100 mL	200	283.2	86400	-	4,966.6
5439000	12/3/1999	3.9	3.9	0.2602	1.01	9487	80.4119%	Fecal		CFU/100 mL	200	283.2	86400	-	4,966.6
5439000	1/26/2000	3.9	3.9	0.2602	1.01	9487	80.4119%	Fecal		CFU/100 mL	200	283.2	86400	-	4,966.6
5439000	1/31/2000	3.9	3.9	0.2602	1.01	9487	80.4119%	Fecal		CFU/100 mL	200	283.2	86400	-	4,966.6
5439000	8/23/2000	3.9	3.9	0.2602	1.01	9487	80.4119%	Fecal		CFU/100 mL	200	283.2	86400	-	4,966.6
5439000	8/29/2000	3.9	3.9	0.2602	1.01	9487	80.4119%	Fecal		CFU/100 mL	200	283.2	86400	-	4,966.6
5439000	1/2/2004	3.9	3.9	0.2602	1.01	9487	80.4119%	Fecal		CFU/100 mL	200	283.2	86400	-	4,966.6

Gage ID	Date	Discharge (CFS)	Gage Discharge (less Surrogate NPDES) (CFS)	Watershed Area Ratio	Calculated flow (CFS)	Rank	Flow Exceedance %	Parameter	Results	Units (mg or micro_gram	Limit/Standard	100mL/CF	sec/day	Actual Load (million colonies/day)	Allowable Load (million colonies/day)
5439000	12/24/2004	3.9	3.9	0.2602	1.01	9487	80.4119%	Fecal		CFU/100 mL	200	283.2	86400	-	4,966.6
5439000	7/1/2005	3.9	3.9	0.2602	1.01	9487	80.4119%	Fecal		CFU/100 mL	200	283.2	86400	-	4,966.6
5439000	8/16/2021	3.9	3.9	0.2602	1.01	9487	80.4119%	Fecal		CFU/100 mL	200	283.2	86400	-	4,966.6
5439000	10/6/2001	3.88	3.88	0.2602	1.01	9504	80.5560%	Fecal		CFU/100 mL	200	283.2	86400	-	4,941.1
5439000	10/13/2012	3.88	3.88	0.2602	1.01	9504	80.5560%	Fecal		CFU/100 mL	200	283.2	86400	-	4,941.1
5439000	12/26/2017	3.88	3.88	0.2602	1.01	9504	80.5560%	Fecal		CFU/100 mL	200	283.2	86400	-	4,941.1
5439000	3/3/2014	3.87	3.87	0.2602	1.01	9507	80.5815%	Fecal		CFU/100 mL	200	283.2	86400	-	4,928.4
5439000	3/1/2015	3.87	3.87	0.2602	1.01	9507	80.5815%	Fecal		CFU/100 mL	200	283.2	86400	-	4,928.4
5439000	3/2/2015	3.87	3.87	0.2602	1.01	9507	80.5815%	Fecal		CFU/100 mL	200	283.2	86400	-	4,928.4
5439000	3/3/2015	3.87	3.87	0.2602	1.01	9507	80.5815%	Fecal		CFU/100 mL	200	283.2	86400	-	4,928.4
5439000	3/4/2015	3.87	3.87	0.2602	1.01	9507	80.5815%	Fecal		CFU/100 mL	200	283.2	86400	-	4,928.4
5439000	3/5/2015	3.87	3.87	0.2602	1.01	9507	80.5815%	Fecal		CFU/100 mL	200	283.2	86400	-	4,928.4
5439000	8/13/2016	3.87	3.87	0.2602	1.01	9507	80.5815%	Fecal		CFU/100 mL	200	283.2	86400	-	4,928.4
5439000	11/6/2003	3.86	3.86	0.2602	1.00	9514	80.6408%	Fecal		CFU/100 mL	200	283.2	86400	-	4,915.6
5439000	7/23/2006	3.84	3.84	0.2602	1.00	9515	80.6493%	Fecal		CFU/100 mL	200	283.2	86400	-	4,890.2
5439000	9/15/2009	3.82	3.82	0.2602	0.99	9516	80.6577%	Fecal		CFU/100 mL	200	283.2	86400	-	4,864.7
5439000	9/6/2012	3.82	3.82	0.2602	0.99	9516	80.6577%	Fecal		CFU/100 mL	200	283.2	86400	-	4,864.7
5439000	8/3/2018	3.82	3.82	0.2602	0.99	9516	80.6577%	Fecal		CFU/100 mL	200	283.2	86400	-	4,864.7
5439000	9/21/2021	3.81	3.81	0.2602	0.99	9519	80.6832%	Fecal		CFU/100 mL	200	283.2	86400	-	4,852.0
5439000	8/17/1991	3.8	3.8	0.2602	0.99	9520	80.6916%	Fecal		CFU/100 mL	200	283.2	86400	-	4,839.2
5439000	8/26/1991	3.8	3.8	0.2602	0.99	9520	80.6916%	Fecal		CFU/100 mL	200	283.2	86400	-	4,839.2
5439000	10/28/1991	3.8	3.8	0.2602	0.99	9520	80.6916%	Fecal		CFU/100 mL	200	283.2	86400	-	4,839.2
5439000	9/24/1996	3.8	3.8	0.2602	0.99	9520	80.6916%	Fecal		CFU/100 mL	200	283.2	86400	-	4,839.2
5439000	8/30/1998	3.8	3.8	0.2602	0.99	9520	80.6916%	Fecal		CFU/100 mL	200	283.2	86400	-	4,839.2
5439000	10/28/1999	3.8	3.8	0.2602	0.99	9520	80.6916%	Fecal		CFU/100 mL	200	283.2	86400	-	4,839.2
5439000	11/8/1999	3.8	3.8	0.2602	0.99	9520	80.6916%	Fecal		CFU/100 mL	200	283.2	86400	-	4,839.2
5439000	11/13/1999	3.8	3.8	0.2602	0.99	9520	80.6916%	Fecal		CFU/100 mL	200	283.2	86400	-	4,839.2
5439000	1/20/2000	3.8	3.8	0.2602	0.99	9520	80.6916%	Fecal		CFU/100 mL	200	283.2	86400	-	4,839.2
5439000	1/30/2000	3.8	3.8	0.2602	0.99	9520	80.6916%	Fecal		CFU/100 mL	200	283.2	86400	-	4,839.2
5439000	2/2/2000	3.8	3.8	0.2602	0.99	9520	80.6916%	Fecal		CFU/100 mL	200	283.2	86400	-	4,839.2
5439000	8/24/2000	3.8	3.8	0.2602	0.99	9520	80.6916%	Fecal		CFU/100 mL	200	283.2	86400	-	4,839.2
5439000	9/21/2000	3.8	3.8	0.2602	0.99	9520	80.6916%	Fecal		CFU/100 mL	200	283.2	86400	-	4,839.2
5439000	9/28/2001	3.8	3.8	0.2602	0.99	9520	80.6916%	Fecal		CFU/100 mL	200	283.2	86400	-	4,839.2
5439000	12/25/2004	3.8	3.8	0.2602	0.99	9520	80.6916%	Fecal		CFU/100 mL	200	283.2	86400	-	4,839.2
5439000	12/26/2004	3.8	3.8	0.2602	0.99	9520	80.6916%	Fecal		CFU/100 mL	200	283.2	86400	-	4,839.2
5439000	10/25/2006	3.8	3.8	0.2602	0.99	9520	80.6916%	Fecal		CFU/100 mL	200	283.2	86400	-	4,839.2
5439000	9/11/2018	3.79	3.79	0.2602	0.99	9537	80.8357%	Fecal		CFU/100 mL	200	283.2	86400	-	4,826.5
5439000	6/24/2005	3.78	3.78	0.2602	0.98	9538	80.8442%	Fecal		CFU/100 mL	200	283.2	86400	-	4,813.8
5439000	9/26/2009	3.78	3.78	0.2602	0.98	9538	80.8442%	Fecal		CFU/100 mL	200	283.2	86400	-	4,813.8
5439000	9/19/2014	3.78	3.78	0.2602	0.98	9538	80.8442%	Fecal		CFU/100 mL	200	283.2	86400	-	4,813.8
5439000	11/19/2014	3.78	3.78	0.2602	0.98	9538	80.8442%	Fecal		CFU/100 mL	200	283.2	86400	-	4,813.8
5439000	10/24/2006	3.77	3.77	0.2602	0.98	9542	80.8781%	Fecal		CFU/100 mL	200	283.2	86400	-	4,801.0
5439000	10/8/2014	3.77	3.77	0.2602	0.98	9542	80.8781%	Fecal		CFU/100 mL	200	283.2	86400	-	4,801.0
5439000	10/8/2021	3.77	3.77	0.2602	0.98	9542	80.8781%	Fecal		CFU/100 mL	200	283.2	86400	-	4,801.0
5439000	3/4/2014	3.76	3.76	0.2602	0.98	9545	80.9035%	Fecal		CFU/100 mL	200	283.2	86400	-	4,788.3
5439000	3/5/2014	3.76	3.76	0.2602	0.98	9545	80.9035%	Fecal		CFU/100 mL	200	283.2	86400	-	4,788.3
5439000	3/6/2014	3.76	3.76	0.2602	0.98	9545	80.9035%	Fecal		CFU/100 mL	200	283.2	86400	-	4,788.3
5439000	3/7/2014	3.76	3.76	0.2602	0.98	9545	80.9035%	Fecal		CFU/100 mL	200	283.2	86400	-	4,788.3
5439000	3/8/2014	3.76	3.76	0.2602	0.98	9545	80.9035%	Fecal		CFU/100 mL	200	283.2	86400	-	4,788.3
5439000	8/28/2017	3.76	3.76	0.2602	0.98	9545	80.9035%	Fecal		CFU/100 mL	200	283.2	86400	-	4,788.3
5439000	12/9/2021	3.76	3.76	0.2602	0.98	9545	80.9035%	Fecal		CFU/100 mL	200	283.2	86400	-	4,788.3
5439000	7/26/2004	3.75	3.75	0.2602	0.98	9552	80.9629%	Fecal		CFU/100 mL	200	283.2	86400	-	4,775.6
5439000	1/11/2021	3.75	3.75	0.2602	0.98	9552	80.9629%	Fecal		CFU/100 mL	200	283.2	86400	-	4,775.6
5439000	9/8/2010	3.74	3.74	0.2602	0.97	9554	80.9798%	Fecal		CFU/100 mL	200	283.2	86400	-	4,762.8
5439000	11/4/2013	3.74	3.74	0.2602	0.97	9554	80.9798%	Fecal		CFU/100 mL	200	283.2	86400	-	4,762.8
5439000	12/6/2021	3.74	3.74	0.2602	0.97	9554	80.9798%	Fecal		CFU/100 mL	200	283.2	86400	-	4,762.8
5439000	8/9/2016	3.73	3.73	0.2602	0.97	9557	81.0053%	Fecal		CFU/100 mL	200	283.2	86400	-	4,750.1
5439000	8/15/2009	3.72	3.72	0.2602	0.97	9558	81.0137%	Fecal		CFU/100 mL	200	283.2	86400	-	4,737.4
5439000	8/4/2006	3.71	3.71	0.2602	0.97	9559	81.0222%	Fecal		CFU/100 mL	200	283.2	86400	-	4,724.6
5439000	9/2/1992	3.7	3.7	0.2602	0.96	9560	81.0307%	Fecal		CFU/100 mL	200	283.2	86400	-	4,711.9
5439000	2/1/1996	3.7	3.7	0.2602	0.96	9560	81.0307%	Fecal		CFU/100 mL	200	283.2	86400	-	4,711.9
5439000	10/6/1996	3.7	3.7	0.2602	0.96	9560	81.0307%	Fecal		CFU/100 mL	200	283.2	86400	-	4,711.9
5439000	10/10/1998	3.7	3.7	0.2602	0.96	9560	81.0307%	Fecal		CFU/100 mL	200	283.2	86400	-	4,711.9
5439000	10/27/1999	3.7	3.7	0.2602	0.96	9560	81.0307%	Fecal		CFU/100 mL	200	283.2	86400	-	4,711.9
5439000	11/27/1999	3.7	3.7	0.2602	0.96	9560	81.0307%	Fecal		CFU/100 mL	200	283.2	86400	-	4,711.9
5439000	1/6/2000	3.7	3.7	0.2602	0.96	9560	81.0307%	Fecal		CFU/100 mL	200	283.2	86400	-	4,711.9
5439000	1/8/2000	3.7	3.7	0.2602	0.96	9560	81.0307%	Fecal		CFU/100 mL	200	283.2	86400	-	4,711.9
5439000	1/27/2000	3.7	3.7	0.2602	0.96	9560	81.0307%	Fecal		CFU/100 mL	200	283.2	86400	-	4,711.9
5439000	1/29/2000	3.7	3.7	0.2602	0.96	9560	81.0307%	Fecal		CFU/100 mL	200	283.2	86400	-	4,711.9
5439000	2/10/2000	3.7	3.7	0.2602	0.96	9560	81.0307%	Fecal		CFU/100 mL	200	283.2	86400	-	4,711.9
5439000	2/11/2000	3.7	3.7	0.2602	0.96	9560	81.0307%	Fecal		CFU/100 mL	200	283.2	86400	-	4,711.9
5439000	2/13/2000	3.7	3.7	0.2602	0.96	9560	81.0307%	Fecal		CFU/100 mL	200	283.2	86400	-	4,711.9
5439000	10/9/2001	3.7	3.7	0.2602	0.96	9560	81.0307%	Fecal		CFU/100 mL	200	283.2	86400	-	4,711.9
5439000	11/12/2013	3.7	3.7	0.2602	0.96	9560	81.0307%	Fecal		CFU/100 mL	200	283.2	86400	-	4,711.9
5439000	10/30/2013	3.69	3.69	0.2602	0.96	9575	81.1578%	Fecal		CFU/100 mL	200	283.2	86400	-	4,699.1
5439000	11/9/2021	3.69	3.69	0.2602	0.96	9575	81.1578%	Fecal		CFU/100 mL	200	283.2	86400	-	4,699.1
5439000	8/28/2002	3.68	3.68	0.2602	0.96	9577	81.1748%	Fecal		CFU/100 mL	200	283.2	86400	-	4,686.4
5439000	11/7/2021	3.68	3.68	0.2602	0.96	9577	81.1748%	Fecal		CFU/100 mL	200	283.2	86400	-	4,686.4
5439000	8/7/2020	3.67	3.67	0.2602	0.96	9579	81.1917%	Fecal		CFU/100 mL	200	283.2	86400	-	4,673.7
5439000	11/29/2021	3.67	3.67	0.2602	0.96	9579	81.1917%	Fecal		CFU/100 mL	200	283.2	86400	-	4,673.7
5439000	11/30/2021	3.65	3.65	0.2602	0.95	9581	81.2087%	Fecal		CFU/100 mL	200	283.2	86400	-	4,648.2
5439000	9/6/2008	3.64	3.64	0.2602	0.95	9582	81.2172%	Fecal		CFU/100 mL	200	283.2	86400	-	4,635.5
5439000	9/12/2018	3.64	3.64	0.2602	0.95	9582	81.2172%	Fecal		CFU/100 mL	200	283.2	86400	-	4,635.5
5439000	11/8/2021	3.64	3.64	0.2602	0.95	9582	81.2172%	Fecal		CFU/100 mL	200	283.2	86400	-	4,635.5
5439000	12/23/2021	3.64	3.64	0.2602	0.95	9582	81.2172%	Fecal		CFU/100 mL	200	283.2	86400	-	4,635.5
5439000	9/2/2019	3.63	3.63	0.2602	0.94	9586	81.2511%	Fecal		CFU/100 mL	200	283.2	86400	-	4,622.7
5439000	12/22/2021	3.63	3.63	0.2602	0.94	9586	81.2511%	Fecal		CFU/100 mL	200	283.2	86400	-	4,622.7
5439000	7/26/2006	3.62	3.62	0.2602	0.94	9588	81.2680%	Fecal		CFU/100 mL	200	283.2	86400	-	4,610.0
5439000	11/4/2006	3.62	3.62	0.2602	0.94	9588	81.2680%	Fecal		CFU/100 mL	200	283.2	86400	-	4,610.0
5439000	10/18/1991	3.6	3.6	0.2602	0.94	9590	81.2850%	Fecal		CFU/100 mL	200	283.2	86400	-	4,584.5
5439000	8/28/1992	3.6	3.6	0.2602	0.94	9590	81.2850%	Fecal		CFU/100 mL	200	283.2	86400	-	4,584.5
5439000	8/10/1995	3.6	3.6	0.2602	0.94	9590	81.2850%	Fecal		CFU/100 mL	200	283.2	86400	-	4,584.5
5439000	10/2/1996	3.6	3.6	0.2602	0.94	9590	81.2850%	Fecal		CFU/100 mL	200	283.2	86400	-	4,584.5
5439000	10/3/1996	3.6	3.6	0.2602	0.94	9590	81.2850%	Fecal		CFU/100 mL	200	283.2	86400	-	4,584.5
5439000	10/24/1996	3.6	3.6	0.2602	0.94	9590	81.2850%	Fecal		CFU/100 mL	200	283.2	86400	-	4,584.5
5439000	11/12/1996	3.6	3.6	0.2602	0.94	9590	81.2850%	Fecal		CFU/100 mL	200	283.2	86400	-	4,584.5
5439000	7/22/1997	3.6	3.6	0.2602	0.94	9590	81.2850%	Fecal		CFU/100 mL	200	283.2	86400	-	4,584.5
5439000	7/24/1997	3.6	3.6	0.2602	0.94	9590	81.2850%	Fecal		CFU/100 mL	200	283.2	86400	-	4,584.5
5439000	10/29/1997	3.6	3.6	0.2602	0.94	9590	81.2850%	Fecal		CFU/100 mL	200	283.2	86400	-	4,584.5
5439000	8/1/1998	3.6	3.6	0.2602	0.94	9590	81.2850%	Fecal		CFU/100 mL	200	283.2	86400	-	4,584.5
5439000	11/10/1999	3.6	3.6	0.2602	0.94	9590	81.2850%	Fecal		CFU/100 mL	200	283.2	86400	-	4,584.5
5439000	11/16/1999	3.6	3.6	0.2602	0.94	9590	81.2850%	Fecal		CFU/100 mL	200	283.2	86400	-	4,584.5
5439000	12/23/1999	3.6	3.6	0.2602	0.94	9590	81.2850%	Fecal		CFU/100 mL	200	283.2	86400	-	4,584.5
5439000	1/28/2000	3.6	3.6	0.2602	0.94	9590	81.2850%	Fecal		CFU/100 mL	200	283.2	86400	-	4,584.5
5439000	2/3/2000	3.6	3.6	0.2602	0.94	9590	81.2850%	Fecal		CFU/100 mL	200	283.2	86400	-	4,584.5
5439000	2/14/2000	3.6	3.6	0.2602	0.94	9590	81.2850%	Fecal		CFU/100 mL	200	283.2	86400	-	4,584.5
5439000	2/16/2000	3.6	3.6	0.2602	0.94	9590	81.2850%	Fecal		CFU/100 mL	200	283.2	86400	-	4,584.5
5439000	8/30/2000	3.6	3.6	0.2602	0.94	9590	81.2850%	Fecal		CFU/100 mL	200	283.2	86400	-	4,584.5
5439000	7/18/2001	3.6	3.6	0.2602	0.94	9590	81.2850%	Fecal		CFU/100 mL	200	283.2	86400	-	4,584.5
5439000	7/19/2001	3.6	3.6	0.2602	0.94	9590	81.2850%	Fecal		CFU/100 mL	200	283.2	86400	-	4,584.5
5439000	1/3/2004	3.6	3.6	0.2602	0.94	9590	81.2850%	Fecal		CFU/100 mL	200	283.2	86400	-	4,584.5
5439000	6/25/2005	3.6	3.6	0.2602	0.94	9590	81.2850%	Fecal		CFU/100 mL	200	283.2	86400	-	4,584.5
5439000	8/22/2008	3.6	3.6	0.2602	0.94	9590	81.2850%	Fecal		CFU/100 mL	200	283.2	86400	-	4,584.5
5439000	9/19/2011	3.6	3.6	0.2602	0.94	9590	81.2850%	Fecal		CFU/100 mL	200	283.2	86400	-	4,584.5
5439000	9/7/2012	3.6	3.6	0.2602	0.94	9590	81.2850%	Fecal		CFU/100 mL	200	283.2	86400	-	4,584.5
5439000	8/18/2019	3.6	3.6	0.2602	0.94	9590	81.2850%	Fecal		CFU/100 mL	200	283.2	86400	-	4,584.5
5439000	3/22/2003	3.59	3.59	0.2602	0.93	9617	81.5138%	Fecal		CFU/100 mL	200	283.2	86400	-	4,571.8
5439000	10/18/2006	3.59	3.59	0.2602	0.93	9617	81.5138%	Fecal		CFU/100 mL	200	283.2	86400	-	4,571.8
5439000	8/12/2020	3.59	3.59	0.2602	0.93	9617	81.5138%	Fecal		CFU/100 mL	200	283.2	86400	-	4,571.8
5439000	9/19/2020	3.59	3.59	0.2602	0.93	9617	81.5138%	Fecal		CFU/100 mL	200	283.2	86400	-	4,571.8
5439000	12/3/2021	3.59	3.59	0.2602	0.93	9617	81.5138%	Fecal		CFU/100 mL	200	283.2	86400	-	4,571.8
5439000	9/4/2015	3.58	3.58	0.2602	0.93	9622	81.5562%	Fecal		CFU/100 mL	200	283.2	86400	-	4,559.1
5439000	9/18/2014	3.56	3.56	0.2602	0.93	9623	81.5647%	Fecal		CFU/100 mL	200	283.2	86400	-	4,533.6
5439000	11/10/2021	3.56	3.56	0.2602	0.93	9623	81.5647%	Fecal		CFU/100 mL	200	283.2	86400	-	4,533.6
5439000	7/3/2012	3.55	3.55	0.2602	0.92	9625	81.5816%	Fecal		CFU/100 mL	200	283.2	86400	-	4,520.9

Gage ID	Date	Discharge (CFS)	Gage Discharge (less Surrogate NPDES) (CFS)	Watershed Area Ratio	Calculated flow (CFS)	Rank	Flow Exceedance %	Parameter	Results	Units (mg or micro_gram	Limit/Standard	100mL/CF	sec/day	Actual Load (million colonies/day)	Allowable Load (million colonies/day)
5439000	11/13/2002	3.53	3.53	0.2602	0.92	9626	81.5901%	Fecal		CFU/100 mL	200	283.2	86400	-	4,495.4
5439000	9/25/2015	3.53	3.53	0.2602	0.92	9626	81.5901%	Fecal		CFU/100 mL	200	283.2	86400	-	4,495.4
5439000	8/30/2017	3.53	3.53	0.2602	0.92	9626	81.5901%	Fecal		CFU/100 mL	200	283.2	86400	-	4,495.4
5439000	11/14/2002	3.52	3.52	0.2602	0.92	9629	81.6155%	Fecal		CFU/100 mL	200	283.2	86400	-	4,482.7
5439000	2/19/2014	3.52	3.52	0.2602	0.92	9629	81.6155%	Fecal		CFU/100 mL	200	283.2	86400	-	4,482.7
5439000	8/4/2018	3.52	3.52	0.2602	0.92	9629	81.6155%	Fecal		CFU/100 mL	200	283.2	86400	-	4,482.7
5439000	7/31/1994	3.51	3.51	0.2602	0.91	9632	81.6410%	Fecal		CFU/100 mL	200	283.2	86400	-	4,469.9
5439000	9/27/1990	3.5	3.5	0.2602	0.91	9633	81.6494%	Fecal		CFU/100 mL	200	283.2	86400	-	4,457.2
5439000	10/7/1990	3.5	3.5	0.2602	0.91	9633	81.6494%	Fecal		CFU/100 mL	200	283.2	86400	-	4,457.2
5439000	7/28/1991	3.5	3.5	0.2602	0.91	9633	81.6494%	Fecal		CFU/100 mL	200	283.2	86400	-	4,457.2
5439000	9/18/1991	3.5	3.5	0.2602	0.91	9633	81.6494%	Fecal		CFU/100 mL	200	283.2	86400	-	4,457.2
5439000	9/24/1991	3.5	3.5	0.2602	0.91	9633	81.6494%	Fecal		CFU/100 mL	200	283.2	86400	-	4,457.2
5439000	9/26/1991	3.5	3.5	0.2602	0.91	9633	81.6494%	Fecal		CFU/100 mL	200	283.2	86400	-	4,457.2
5439000	9/29/1991	3.5	3.5	0.2602	0.91	9633	81.6494%	Fecal		CFU/100 mL	200	283.2	86400	-	4,457.2
5439000	10/11/1991	3.5	3.5	0.2602	0.91	9633	81.6494%	Fecal		CFU/100 mL	200	283.2	86400	-	4,457.2
5439000	10/14/1991	3.5	3.5	0.2602	0.91	9633	81.6494%	Fecal		CFU/100 mL	200	283.2	86400	-	4,457.2
5439000	10/19/1991	3.5	3.5	0.2602	0.91	9633	81.6494%	Fecal		CFU/100 mL	200	283.2	86400	-	4,457.2
5439000	8/13/1992	3.5	3.5	0.2602	0.91	9633	81.6494%	Fecal		CFU/100 mL	200	283.2	86400	-	4,457.2
5439000	10/9/1995	3.5	3.5	0.2602	0.91	9633	81.6494%	Fecal		CFU/100 mL	200	283.2	86400	-	4,457.2
5439000	10/23/1995	3.5	3.5	0.2602	0.91	9633	81.6494%	Fecal		CFU/100 mL	200	283.2	86400	-	4,457.2
5439000	11/24/1996	3.5	3.5	0.2602	0.91	9633	81.6494%	Fecal		CFU/100 mL	200	283.2	86400	-	4,457.2
5439000	11/7/1999	3.5	3.5	0.2602	0.91	9633	81.6494%	Fecal		CFU/100 mL	200	283.2	86400	-	4,457.2
5439000	11/20/1999	3.5	3.5	0.2602	0.91	9633	81.6494%	Fecal		CFU/100 mL	200	283.2	86400	-	4,457.2
5439000	11/26/1999	3.5	3.5	0.2602	0.91	9633	81.6494%	Fecal		CFU/100 mL	200	283.2	86400	-	4,457.2
5439000	1/3/2000	3.5	3.5	0.2602	0.91	9633	81.6494%	Fecal		CFU/100 mL	200	283.2	86400	-	4,457.2
5439000	2/4/2000	3.5	3.5	0.2602	0.91	9633	81.6494%	Fecal		CFU/100 mL	200	283.2	86400	-	4,457.2
5439000	2/5/2000	3.5	3.5	0.2602	0.91	9633	81.6494%	Fecal		CFU/100 mL	200	283.2	86400	-	4,457.2
5439000	2/9/2000	3.5	3.5	0.2602	0.91	9633	81.6494%	Fecal		CFU/100 mL	200	283.2	86400	-	4,457.2
5439000	2/12/2000	3.5	3.5	0.2602	0.91	9633	81.6494%	Fecal		CFU/100 mL	200	283.2	86400	-	4,457.2
5439000	2/15/2000	3.5	3.5	0.2602	0.91	9633	81.6494%	Fecal		CFU/100 mL	200	283.2	86400	-	4,457.2
5439000	2/17/2000	3.5	3.5	0.2602	0.91	9633	81.6494%	Fecal		CFU/100 mL	200	283.2	86400	-	4,457.2
5439000	2/18/2000	3.5	3.5	0.2602	0.91	9633	81.6494%	Fecal		CFU/100 mL	200	283.2	86400	-	4,457.2
5439000	2/19/2000	3.5	3.5	0.2602	0.91	9633	81.6494%	Fecal		CFU/100 mL	200	283.2	86400	-	4,457.2
5439000	7/27/2012	3.49	3.49	0.2602	0.91	9659	81.8698%	Fecal		CFU/100 mL	200	283.2	86400	-	4,444.4
5439000	9/14/2006	3.48	3.48	0.2602	0.91	9660	81.8783%	Fecal		CFU/100 mL	200	283.2	86400	-	4,431.7
5439000	1/17/2014	3.48	3.48	0.2602	0.91	9660	81.8783%	Fecal		CFU/100 mL	200	283.2	86400	-	4,431.7
5439000	8/30/2019	3.48	3.48	0.2602	0.91	9660	81.8783%	Fecal		CFU/100 mL	200	283.2	86400	-	4,431.7
5439000	4/3/2003	3.47	3.47	0.2602	0.90	9663	81.9037%	Fecal		CFU/100 mL	200	283.2	86400	-	4,419.0
5439000	9/18/2018	3.47	3.47	0.2602	0.90	9663	81.9037%	Fecal		CFU/100 mL	200	283.2	86400	-	4,419.0
5439000	8/17/2021	3.46	3.46	0.2602	0.90	9665	81.9207%	Fecal		CFU/100 mL	200	283.2	86400	-	4,406.2
5439000	12/5/2021	3.46	3.46	0.2602	0.90	9665	81.9207%	Fecal		CFU/100 mL	200	283.2	86400	-	4,406.2
5439000	9/25/2018	3.45	3.45	0.2602	0.90	9667	81.9376%	Fecal		CFU/100 mL	200	283.2	86400	-	4,393.5
5439000	9/16/2009	3.44	3.44	0.2602	0.90	9668	81.9461%	Fecal		CFU/100 mL	200	283.2	86400	-	4,380.8
5439000	8/8/2020	3.44	3.44	0.2602	0.90	9668	81.9461%	Fecal		CFU/100 mL	200	283.2	86400	-	4,380.8
5439000	9/13/2018	3.43	3.43	0.2602	0.89	9670	81.9630%	Fecal		CFU/100 mL	200	283.2	86400	-	4,368.0
5439000	10/7/2001	3.42	3.42	0.2602	0.89	9671	81.9715%	Fecal		CFU/100 mL	200	283.2	86400	-	4,355.3
5439000	10/6/1990	3.4	3.4	0.2602	0.88	9672	81.9800%	Fecal		CFU/100 mL	200	283.2	86400	-	4,329.8
5439000	7/30/1991	3.4	3.4	0.2602	0.88	9672	81.9800%	Fecal		CFU/100 mL	200	283.2	86400	-	4,329.8
5439000	8/27/1991	3.4	3.4	0.2602	0.88	9672	81.9800%	Fecal		CFU/100 mL	200	283.2	86400	-	4,329.8
5439000	9/23/1991	3.4	3.4	0.2602	0.88	9672	81.9800%	Fecal		CFU/100 mL	200	283.2	86400	-	4,329.8
5439000	9/27/1991	3.4	3.4	0.2602	0.88	9672	81.9800%	Fecal		CFU/100 mL	200	283.2	86400	-	4,329.8
5439000	9/3/1992	3.4	3.4	0.2602	0.88	9672	81.9800%	Fecal		CFU/100 mL	200	283.2	86400	-	4,329.8
5439000	8/7/1995	3.4	3.4	0.2602	0.88	9672	81.9800%	Fecal		CFU/100 mL	200	283.2	86400	-	4,329.8
5439000	9/22/1995	3.4	3.4	0.2602	0.88	9672	81.9800%	Fecal		CFU/100 mL	200	283.2	86400	-	4,329.8
5439000	10/4/1996	3.4	3.4	0.2602	0.88	9672	81.9800%	Fecal		CFU/100 mL	200	283.2	86400	-	4,329.8
5439000	10/20/1996	3.4	3.4	0.2602	0.88	9672	81.9800%	Fecal		CFU/100 mL	200	283.2	86400	-	4,329.8
5439000	8/12/1998	3.4	3.4	0.2602	0.88	9672	81.9800%	Fecal		CFU/100 mL	200	283.2	86400	-	4,329.8
5439000	9/18/1998	3.4	3.4	0.2602	0.88	9672	81.9800%	Fecal		CFU/100 mL	200	283.2	86400	-	4,329.8
5439000	8/23/1999	3.4	3.4	0.2602	0.88	9672	81.9800%	Fecal		CFU/100 mL	200	283.2	86400	-	4,329.8
5439000	11/18/1999	3.4	3.4	0.2602	0.88	9672	81.9800%	Fecal		CFU/100 mL	200	283.2	86400	-	4,329.8
5439000	12/26/1999	3.4	3.4	0.2602	0.88	9672	81.9800%	Fecal		CFU/100 mL	200	283.2	86400	-	4,329.8
5439000	1/7/2000	3.4	3.4	0.2602	0.88	9672	81.9800%	Fecal		CFU/100 mL	200	283.2	86400	-	4,329.8
5439000	2/6/2000	3.4	3.4	0.2602	0.88	9672	81.9800%	Fecal		CFU/100 mL	200	283.2	86400	-	4,329.8
5439000	2/7/2000	3.4	3.4	0.2602	0.88	9672	81.9800%	Fecal		CFU/100 mL	200	283.2	86400	-	4,329.8
5439000	7/16/2001	3.4	3.4	0.2602	0.88	9672	81.9800%	Fecal		CFU/100 mL	200	283.2	86400	-	4,329.8
5439000	7/17/2006	3.4	3.4	0.2602	0.88	9672	81.9800%	Fecal		CFU/100 mL	200	283.2	86400	-	4,329.8
5439000	8/11/2018	3.39	3.39	0.2602	0.88	9692	82.1495%	Fecal		CFU/100 mL	200	283.2	86400	-	4,317.1
5439000	8/6/1994	3.38	3.38	0.2602	0.88	9693	82.1580%	Fecal		CFU/100 mL	200	283.2	86400	-	4,304.4
5439000	11/25/2010	3.38	3.38	0.2602	0.88	9693	82.1580%	Fecal		CFU/100 mL	200	283.2	86400	-	4,304.4
5439000	9/8/2012	3.38	3.38	0.2602	0.88	9693	82.1580%	Fecal		CFU/100 mL	200	283.2	86400	-	4,304.4
5439000	4/21/2003	3.37	3.37	0.2602	0.88	9696	82.1834%	Fecal		CFU/100 mL	200	283.2	86400	-	4,291.6
5439000	11/26/2004	3.37	3.37	0.2602	0.88	9696	82.1834%	Fecal		CFU/100 mL	200	283.2	86400	-	4,291.6
5439000	11/20/2006	3.37	3.37	0.2602	0.88	9696	82.1834%	Fecal		CFU/100 mL	200	283.2	86400	-	4,291.6
5439000	8/31/2017	3.37	3.37	0.2602	0.88	9696	82.1834%	Fecal		CFU/100 mL	200	283.2	86400	-	4,291.6
5439000	8/8/2019	3.37	3.37	0.2602	0.88	9696	82.1834%	Fecal		CFU/100 mL	200	283.2	86400	-	4,291.6
5439000	10/8/2001	3.36	3.36	0.2602	0.87	9701	82.2258%	Fecal		CFU/100 mL	200	283.2	86400	-	4,278.9
5439000	9/24/2006	3.36	3.36	0.2602	0.87	9701	82.2258%	Fecal		CFU/100 mL	200	283.2	86400	-	4,278.9
5439000	8/29/1994	3.34	3.34	0.2602	0.87	9703	82.2428%	Fecal		CFU/100 mL	200	283.2	86400	-	4,253.4
5439000	11/6/2004	3.34	3.34	0.2602	0.87	9703	82.2428%	Fecal		CFU/100 mL	200	283.2	86400	-	4,253.4
5439000	9/19/2012	3.34	3.34	0.2602	0.87	9703	82.2428%	Fecal		CFU/100 mL	200	283.2	86400	-	4,253.4
5439000	9/3/2013	3.34	3.34	0.2602	0.87	9703	82.2428%	Fecal		CFU/100 mL	200	283.2	86400	-	4,253.4
5439000	9/19/2018	3.33	3.33	0.2602	0.87	9707	82.2767%	Fecal		CFU/100 mL	200	283.2	86400	-	4,240.7
5439000	8/1/2002	3.32	3.32	0.2602	0.86	9708	82.2851%	Fecal		CFU/100 mL	200	283.2	86400	-	4,228.0
5439000	8/12/2008	3.32	3.32	0.2602	0.86	9708	82.2851%	Fecal		CFU/100 mL	200	283.2	86400	-	4,228.0
5439000	10/27/2012	3.32	3.32	0.2602	0.86	9708	82.2851%	Fecal		CFU/100 mL	200	283.2	86400	-	4,228.0
5439000	8/9/2020	3.32	3.32	0.2602	0.86	9708	82.2851%	Fecal		CFU/100 mL	200	283.2	86400	-	4,228.0
5439000	8/4/2013	3.31	3.31	0.2602	0.86	9712	82.3190%	Fecal		CFU/100 mL	200	283.2	86400	-	4,215.2
5439000	7/27/1991	3.3	3.3	0.2602	0.86	9713	82.3275%	Fecal		CFU/100 mL	200	283.2	86400	-	4,202.5
5439000	9/21/1991	3.3	3.3	0.2602	0.86	9713	82.3275%	Fecal		CFU/100 mL	200	283.2	86400	-	4,202.5
5439000	10/24/1991	3.3	3.3	0.2602	0.86	9713	82.3275%	Fecal		CFU/100 mL	200	283.2	86400	-	4,202.5
5439000	8/22/1995	3.3	3.3	0.2602	0.86	9713	82.3275%	Fecal		CFU/100 mL	200	283.2	86400	-	4,202.5
5439000	10/11/1995	3.3	3.3	0.2602	0.86	9713	82.3275%	Fecal		CFU/100 mL	200	283.2	86400	-	4,202.5
5439000	9/25/1996	3.3	3.3	0.2602	0.86	9713	82.3275%	Fecal		CFU/100 mL	200	283.2	86400	-	4,202.5
5439000	10/5/1996	3.3	3.3	0.2602	0.86	9713	82.3275%	Fecal		CFU/100 mL	200	283.2	86400	-	4,202.5
5439000	10/25/1996	3.3	3.3	0.2602	0.86	9713	82.3275%	Fecal		CFU/100 mL	200	283.2	86400	-	4,202.5
5439000	11/19/1996	3.3	3.3	0.2602	0.86	9713	82.3275%	Fecal		CFU/100 mL	200	283.2	86400	-	4,202.5
5439000	11/5/1997	3.3	3.3	0.2602	0.86	9713	82.3275%	Fecal		CFU/100 mL	200	283.2	86400	-	4,202.5
5439000	10/15/1998	3.3	3.3	0.2602	0.86	9713	82.3275%	Fecal		CFU/100 mL	200	283.2	86400	-	4,202.5
5439000	8/1/1999	3.3	3.3	0.2602	0.86	9713	82.3275%	Fecal		CFU/100 mL	200	283.2	86400	-	4,202.5
5439000	11/15/1999	3.3	3.3	0.2602	0.86	9713	82.3275%	Fecal		CFU/100 mL	200	283.2	86400	-	4,202.5
5439000	11/17/1999	3.3	3.3	0.2602	0.86	9713	82.3275%	Fecal		CFU/100 mL	200	283.2	86400	-	4,202.5
5439000	12/24/1999	3.3	3.3	0.2602	0.86	9713	82.3275%	Fecal		CFU/100 mL	200	283.2	86400	-	4,202.5
5439000	12/27/1999	3.3	3.3	0.2602	0.86	9713	82.3275%	Fecal		CFU/100 mL	200	283.2	86400	-	4,202.5
5439000	2/8/2000	3.3	3.3	0.2602	0.86	9713	82.3275%	Fecal		CFU/100 mL	200	283.2	86400	-	4,202.5
5439000	9/29/2001	3.3	3.3	0.2602	0.86	9713	82.3275%	Fecal		CFU/100 mL	200	283.2	86400	-	4,202.5
5439000	9/30/2001	3.3	3.3	0.2602	0.86	9713	82.3275%	Fecal		CFU/100 mL	200	283.2	86400	-	4,202.5
5439000	10/19/2006	3.3	3.3	0.2602	0.86	9713	82.3275%	Fecal		CFU/100 mL	200	283.2	86400	-	4,202.5
5439000	8/5/2013	3.3	3.3	0.2602	0.86	9713	82.3275%	Fecal		CFU/100 mL	200	283.2	86400	-	4,202.5
5439000	8/5/2018	3.3	3.3	0.2602	0.86	9713	82.3275%	Fecal		CFU/100 mL	200	283.2	86400	-	4,202.5
5439000	9/27/2009	3.29	3.29	0.2602	0.86	9735	82.5140%	Fecal		CFU/100 mL	200	283.2	86400	-	4,189.8
5439000	8/10/2016	3.28	3.28	0.2602	0.85	9736	82.5225%	Fecal		CFU/100 mL	200	283.2	86400	-	4,177.0
5439000	8/26/2017	3.28	3.28	0.2602	0.85	9736	82.5225%	Fecal		CFU/100 mL	200	283.2	86400	-	4,177.0
5439000	7/27/2004	3.27	3.27	0.2602	0.85	9738	82.5394%	Fecal		CFU/100 mL	200	283.2	86400	-	4,164.3
5439000	8/1/2012	3.27	3.27	0.2602	0.85	9738	82.5394%	Fecal		CFU/100 mL	200	283.2	86400	-	4,164.3
5439000	12/15/2012	3.27	3.27	0.2602	0.85	9738	82.5394%	Fecal		CFU/100 mL	200	283.2	86400	-	4,164.3
5439000	10/12/2013	3.27	3.27	0.2602	0.85	9738	82.5394%	Fecal		CFU/100 mL	200	283.2	86400	-	4,164.3
5439000	11/26/2013	3.27	3.27	0.2602	0.85	9738	82.5394%	Fecal		CFU/100 mL	200	283.2	86400	-	4,164.3
5439000	10/27/2015	3.27	3.27	0.2602	0.85	9738	82.5394%	Fecal		CFU/100 mL	200	283.2	86400	-	4,164.3
5439000	12/4/2021	3.27	3.27	0.2602	0.85	9738	82.5394%	Fecal		CFU/100 mL	200	283.2	86400	-	4,164.3
5439000	11/5/2013	3.26	3.26	0.2602	0.85	9745	82.5987%	Fecal		CFU/100 mL	200	283.2	86400	-	4,151.5
5439000	6/26/2005	3.25	3.25	0.2602	0.85	9746	82.6072%	Fecal		CFU/100 mL	200	283.2	86400	-	4,138.8
5439000	9/5/1994	3.24	3.24	0.2602	0.84	9747	82.6157%	Fecal		CFU/100 mL	200	283.2	86400	-	4,126.1
5439000	10/25/2015	3.24	3.24	0.2602	0.84	9747	82.6157%	Fecal		CFU/100 mL	200	283.2	86400	-	4,126.1
5439000	8/19/2019	3.24	3.24	0.2602	0.84	9747	82.6157%	Fecal		CFU/100 mL	200	283.2	86400	-	4,126.1
5439000	11/25/2013	3.23	3.23	0.2602	0.84	9750	82.6411%	Fecal		CFU/100 mL	200	283.2	86400	-	4,113.3

Gage ID	Date	Discharge (CFS)	Gage Discharge (less Surrogate NPDES) (CFS)	Watershed Area Ratio	Calculated flow (CFS)	Rank	Flow Exceedance %	Parameter	Results	Units (mg or micro_gram	Limit/Standard	100mL/CF	sec/day	Actual Load (million colonies/day)	Allowable Load (million colonies/day)
5439000	10/16/2021	3.23	3.23	0.2602	0.84	9750	82.6411%	Fecal		CFU/100 mL	200	283.2	86400	-	4,113.3
5439000	7/25/2003	3.22	3.22	0.2602	0.84	9752	82.6581%	Fecal		CFU/100 mL	200	283.2	86400	-	4,100.6
5439000	7/22/2012	3.22	3.22	0.2602	0.84	9752	82.6581%	Fecal		CFU/100 mL	200	283.2	86400	-	4,100.6
5439000	12/20/2013	3.22	3.22	0.2602	0.84	9752	82.6581%	Fecal		CFU/100 mL	200	283.2	86400	-	4,100.6
5439000	8/6/2004	3.21	3.21	0.2602	0.84	9755	82.6835%	Fecal		CFU/100 mL	200	283.2	86400	-	4,087.9
5439000	9/25/1991	3.2	3.2	0.2602	0.83	9756	82.6920%	Fecal		CFU/100 mL	200	283.2	86400	-	4,075.1
5439000	9/28/1991	3.2	3.2	0.2602	0.83	9756	82.6920%	Fecal		CFU/100 mL	200	283.2	86400	-	4,075.1
5439000	10/13/1991	3.2	3.2	0.2602	0.83	9756	82.6920%	Fecal		CFU/100 mL	200	283.2	86400	-	4,075.1
5439000	10/15/1995	3.2	3.2	0.2602	0.83	9756	82.6920%	Fecal		CFU/100 mL	200	283.2	86400	-	4,075.1
5439000	10/13/1996	3.2	3.2	0.2602	0.83	9756	82.6920%	Fecal		CFU/100 mL	200	283.2	86400	-	4,075.1
5439000	7/23/1997	3.2	3.2	0.2602	0.83	9756	82.6920%	Fecal		CFU/100 mL	200	283.2	86400	-	4,075.1
5439000	8/27/1998	3.2	3.2	0.2602	0.83	9756	82.6920%	Fecal		CFU/100 mL	200	283.2	86400	-	4,075.1
5439000	9/29/1998	3.2	3.2	0.2602	0.83	9756	82.6920%	Fecal		CFU/100 mL	200	283.2	86400	-	4,075.1
5439000	8/27/1999	3.2	3.2	0.2602	0.83	9756	82.6920%	Fecal		CFU/100 mL	200	283.2	86400	-	4,075.1
5439000	11/14/1999	3.2	3.2	0.2602	0.83	9756	82.6920%	Fecal		CFU/100 mL	200	283.2	86400	-	4,075.1
5439000	11/25/1999	3.2	3.2	0.2602	0.83	9756	82.6920%	Fecal		CFU/100 mL	200	283.2	86400	-	4,075.1
5439000	12/25/1999	3.2	3.2	0.2602	0.83	9756	82.6920%	Fecal		CFU/100 mL	200	283.2	86400	-	4,075.1
5439000	12/28/1999	3.2	3.2	0.2602	0.83	9756	82.6920%	Fecal		CFU/100 mL	200	283.2	86400	-	4,075.1
5439000	12/31/1999	3.2	3.2	0.2602	0.83	9756	82.6920%	Fecal		CFU/100 mL	200	283.2	86400	-	4,075.1
5439000	1/1/2000	3.2	3.2	0.2602	0.83	9756	82.6920%	Fecal		CFU/100 mL	200	283.2	86400	-	4,075.1
5439000	1/2/2000	3.2	3.2	0.2602	0.83	9756	82.6920%	Fecal		CFU/100 mL	200	283.2	86400	-	4,075.1
5439000	4/27/2003	3.2	3.2	0.2602	0.83	9756	82.6920%	Fecal		CFU/100 mL	200	283.2	86400	-	4,075.1
5439000	8/29/2004	3.2	3.2	0.2602	0.83	9756	82.6920%	Fecal		CFU/100 mL	200	283.2	86400	-	4,075.1
5439000	9/28/2009	3.2	3.2	0.2602	0.83	9756	82.6920%	Fecal		CFU/100 mL	200	283.2	86400	-	4,075.1
5439000	11/23/2013	3.2	3.2	0.2602	0.83	9756	82.6920%	Fecal		CFU/100 mL	200	283.2	86400	-	4,075.1
5439000	9/26/2018	3.2	3.2	0.2602	0.83	9756	82.6920%	Fecal		CFU/100 mL	200	283.2	86400	-	4,075.1
5439000	11/5/2006	3.19	3.19	0.2602	0.83	9777	82.8700%	Fecal		CFU/100 mL	200	283.2	86400	-	4,062.4
5439000	8/14/2016	3.19	3.19	0.2602	0.83	9777	82.8700%	Fecal		CFU/100 mL	200	283.2	86400	-	4,062.4
5439000	9/14/2015	3.18	3.18	0.2602	0.83	9779	82.8869%	Fecal		CFU/100 mL	200	283.2	86400	-	4,049.7
5439000	8/18/2021	3.18	3.18	0.2602	0.83	9779	82.8869%	Fecal		CFU/100 mL	200	283.2	86400	-	4,049.7
5439000	11/24/2006	3.17	3.17	0.2602	0.82	9781	82.9039%	Fecal		CFU/100 mL	200	283.2	86400	-	4,036.9
5439000	12/3/2010	3.17	3.17	0.2602	0.82	9781	82.9039%	Fecal		CFU/100 mL	200	283.2	86400	-	4,036.9
5439000	8/24/2015	3.17	3.17	0.2602	0.82	9781	82.9039%	Fecal		CFU/100 mL	200	283.2	86400	-	4,036.9
5439000	9/20/2020	3.17	3.17	0.2602	0.82	9781	82.9039%	Fecal		CFU/100 mL	200	283.2	86400	-	4,036.9
5439000	12/14/2010	3.16	3.16	0.2602	0.82	9785	82.9378%	Fecal		CFU/100 mL	200	283.2	86400	-	4,024.2
5439000	9/1/2011	3.15	3.15	0.2602	0.82	9786	82.9463%	Fecal		CFU/100 mL	200	283.2	86400	-	4,011.5
5439000	11/12/2002	3.14	3.14	0.2602	0.82	9787	82.9547%	Fecal		CFU/100 mL	200	283.2	86400	-	3,998.7
5439000	6/27/2005	3.14	3.14	0.2602	0.82	9787	82.9547%	Fecal		CFU/100 mL	200	283.2	86400	-	3,998.7
5439000	9/9/2010	3.14	3.14	0.2602	0.82	9787	82.9547%	Fecal		CFU/100 mL	200	283.2	86400	-	3,998.7
5439000	8/23/2016	3.14	3.14	0.2602	0.82	9787	82.9547%	Fecal		CFU/100 mL	200	283.2	86400	-	3,998.7
5439000	8/31/2019	3.14	3.14	0.2602	0.82	9787	82.9547%	Fecal		CFU/100 mL	200	283.2	86400	-	3,998.7
5439000	12/23/2012	3.13	3.13	0.2602	0.81	9792	82.9971%	Fecal		CFU/100 mL	200	283.2	86400	-	3,986.0
5439000	10/11/2014	3.13	3.13	0.2602	0.81	9792	82.9971%	Fecal		CFU/100 mL	200	283.2	86400	-	3,986.0
5439000	8/23/2019	3.13	3.13	0.2602	0.81	9792	82.9971%	Fecal		CFU/100 mL	200	283.2	86400	-	3,986.0
5439000	9/2/2020	3.12	3.12	0.2602	0.81	9795	83.0225%	Fecal		CFU/100 mL	200	283.2	86400	-	3,973.3
5439000	10/1/1990	3.1	3.1	0.2602	0.81	9796	83.0310%	Fecal		CFU/100 mL	200	283.2	86400	-	3,947.8
5439000	8/19/1991	3.1	3.1	0.2602	0.81	9796	83.0310%	Fecal		CFU/100 mL	200	283.2	86400	-	3,947.8
5439000	9/10/1991	3.1	3.1	0.2602	0.81	9796	83.0310%	Fecal		CFU/100 mL	200	283.2	86400	-	3,947.8
5439000	10/12/1991	3.1	3.1	0.2602	0.81	9796	83.0310%	Fecal		CFU/100 mL	200	283.2	86400	-	3,947.8
5439000	8/14/1992	3.1	3.1	0.2602	0.81	9796	83.0310%	Fecal		CFU/100 mL	200	283.2	86400	-	3,947.8
5439000	10/25/1995	3.1	3.1	0.2602	0.81	9796	83.0310%	Fecal		CFU/100 mL	200	283.2	86400	-	3,947.8
5439000	11/13/1996	3.1	3.1	0.2602	0.81	9796	83.0310%	Fecal		CFU/100 mL	200	283.2	86400	-	3,947.8
5439000	11/20/1996	3.1	3.1	0.2602	0.81	9796	83.0310%	Fecal		CFU/100 mL	200	283.2	86400	-	3,947.8
5439000	8/20/1997	3.1	3.1	0.2602	0.81	9796	83.0310%	Fecal		CFU/100 mL	200	283.2	86400	-	3,947.8
5439000	11/2/1997	3.1	3.1	0.2602	0.81	9796	83.0310%	Fecal		CFU/100 mL	200	283.2	86400	-	3,947.8
5439000	11/29/1997	3.1	3.1	0.2602	0.81	9796	83.0310%	Fecal		CFU/100 mL	200	283.2	86400	-	3,947.8
5439000	11/30/1997	3.1	3.1	0.2602	0.81	9796	83.0310%	Fecal		CFU/100 mL	200	283.2	86400	-	3,947.8
5439000	10/11/1998	3.1	3.1	0.2602	0.81	9796	83.0310%	Fecal		CFU/100 mL	200	283.2	86400	-	3,947.8
5439000	11/28/1999	3.1	3.1	0.2602	0.81	9796	83.0310%	Fecal		CFU/100 mL	200	283.2	86400	-	3,947.8
5439000	12/29/1999	3.1	3.1	0.2602	0.81	9796	83.0310%	Fecal		CFU/100 mL	200	283.2	86400	-	3,947.8
5439000	12/30/1999	3.1	3.1	0.2602	0.81	9796	83.0310%	Fecal		CFU/100 mL	200	283.2	86400	-	3,947.8
5439000	12/4/2010	3.1	3.1	0.2602	0.81	9796	83.0310%	Fecal		CFU/100 mL	200	283.2	86400	-	3,947.8
5439000	9/5/2015	3.1	3.1	0.2602	0.81	9796	83.0310%	Fecal		CFU/100 mL	200	283.2	86400	-	3,947.8
5439000	8/6/2018	3.1	3.1	0.2602	0.81	9796	83.0310%	Fecal		CFU/100 mL	200	283.2	86400	-	3,947.8
5439000	1/16/2004	3.09	3.09	0.2602	0.80	9815	83.1921%	Fecal		CFU/100 mL	200	283.2	86400	-	3,935.1
5439000	7/24/2006	3.09	3.09	0.2602	0.80	9815	83.1921%	Fecal		CFU/100 mL	200	283.2	86400	-	3,935.1
5439000	10/9/2014	3.09	3.09	0.2602	0.80	9815	83.1921%	Fecal		CFU/100 mL	200	283.2	86400	-	3,935.1
5439000	12/8/2021	3.08	3.08	0.2602	0.80	9818	83.2175%	Fecal		CFU/100 mL	200	283.2	86400	-	3,922.3
5439000	1/10/2004	3.07	3.07	0.2602	0.80	9819	83.2260%	Fecal		CFU/100 mL	200	283.2	86400	-	3,909.6
5439000	10/29/2010	3.07	3.07	0.2602	0.80	9819	83.2260%	Fecal		CFU/100 mL	200	283.2	86400	-	3,909.6
5439000	9/26/2015	3.07	3.07	0.2602	0.80	9819	83.2260%	Fecal		CFU/100 mL	200	283.2	86400	-	3,909.6
5439000	9/14/2016	3.06	3.06	0.2602	0.80	9822	83.2514%	Fecal		CFU/100 mL	200	283.2	86400	-	3,896.9
5439000	9/19/2009	3.05	3.05	0.2602	0.79	9823	83.2599%	Fecal		CFU/100 mL	200	283.2	86400	-	3,884.1
5439000	9/21/2020	3.05	3.05	0.2602	0.79	9823	83.2599%	Fecal		CFU/100 mL	200	283.2	86400	-	3,884.1
5439000	9/1/1994	3.04	3.04	0.2602	0.79	9825	83.2768%	Fecal		CFU/100 mL	200	283.2	86400	-	3,871.4
5439000	9/10/2010	3.04	3.04	0.2602	0.79	9825	83.2768%	Fecal		CFU/100 mL	200	283.2	86400	-	3,871.4
5439000	8/13/2020	3.03	3.03	0.2602	0.79	9827	83.2938%	Fecal		CFU/100 mL	200	283.2	86400	-	3,858.6
5439000	2/4/2006	3.02	3.02	0.2602	0.79	9828	83.3023%	Fecal		CFU/100 mL	200	283.2	86400	-	3,845.9
5439000	12/23/2013	3.02	3.02	0.2602	0.79	9828	83.3023%	Fecal		CFU/100 mL	200	283.2	86400	-	3,845.9
5439000	8/19/2021	3.02	3.02	0.2602	0.79	9828	83.3023%	Fecal		CFU/100 mL	200	283.2	86400	-	3,845.9
5439000	9/28/1990	3	3	0.2602	0.78	9831	83.3277%	Fecal		CFU/100 mL	200	283.2	86400	-	3,820.4
5439000	9/29/1990	3	3	0.2602	0.78	9831	83.3277%	Fecal		CFU/100 mL	200	283.2	86400	-	3,820.4
5439000	10/2/1990	3	3	0.2602	0.78	9831	83.3277%	Fecal		CFU/100 mL	200	283.2	86400	-	3,820.4
5439000	8/6/1991	3	3	0.2602	0.78	9831	83.3277%	Fecal		CFU/100 mL	200	283.2	86400	-	3,820.4
5439000	9/7/1991	3	3	0.2602	0.78	9831	83.3277%	Fecal		CFU/100 mL	200	283.2	86400	-	3,820.4
5439000	9/19/1991	3	3	0.2602	0.78	9831	83.3277%	Fecal		CFU/100 mL	200	283.2	86400	-	3,820.4
5439000	9/22/1991	3	3	0.2602	0.78	9831	83.3277%	Fecal		CFU/100 mL	200	283.2	86400	-	3,820.4
5439000	10/20/1991	3	3	0.2602	0.78	9831	83.3277%	Fecal		CFU/100 mL	200	283.2	86400	-	3,820.4
5439000	10/21/1991	3	3	0.2602	0.78	9831	83.3277%	Fecal		CFU/100 mL	200	283.2	86400	-	3,820.4
5439000	10/1/1995	3	3	0.2602	0.78	9831	83.3277%	Fecal		CFU/100 mL	200	283.2	86400	-	3,820.4
5439000	8/2/1998	3	3	0.2602	0.78	9831	83.3277%	Fecal		CFU/100 mL	200	283.2	86400	-	3,820.4
5439000	11/22/1999	3	3	0.2602	0.78	9831	83.3277%	Fecal		CFU/100 mL	200	283.2	86400	-	3,820.4
5439000	8/28/2000	3	3	0.2602	0.78	9831	83.3277%	Fecal		CFU/100 mL	200	283.2	86400	-	3,820.4
5439000	8/18/2001	3	3	0.2602	0.78	9831	83.3277%	Fecal		CFU/100 mL	200	283.2	86400	-	3,820.4
5439000	7/21/2005	3	3	0.2602	0.78	9831	83.3277%	Fecal		CFU/100 mL	200	283.2	86400	-	3,820.4
5439000	8/17/2011	3	3	0.2602	0.78	9831	83.3277%	Fecal		CFU/100 mL	200	283.2	86400	-	3,820.4
5439000	8/25/2018	3	3	0.2602	0.78	9831	83.3277%	Fecal		CFU/100 mL	200	283.2	86400	-	3,820.4
5439000	3/26/2003	2.99	2.99	0.2602	0.78	9848	83.4718%	Fecal		CFU/100 mL	200	283.2	86400	-	3,807.7
5439000	7/27/2005	2.99	2.99	0.2602	0.78	9848	83.4718%	Fecal		CFU/100 mL	200	283.2	86400	-	3,807.7
5439000	3/30/2003	2.98	2.98	0.2602	0.78	9850	83.4887%	Fecal		CFU/100 mL	200	283.2	86400	-	3,795.0
5439000	11/8/2006	2.98	2.98	0.2602	0.78	9850	83.4887%	Fecal		CFU/100 mL	200	283.2	86400	-	3,795.0
5439000	9/17/2009	2.98	2.98	0.2602	0.78	9850	83.4887%	Fecal		CFU/100 mL	200	283.2	86400	-	3,795.0
5439000	1/10/2013	2.98	2.98	0.2602	0.78	9850	83.4887%	Fecal		CFU/100 mL	200	283.2	86400	-	3,795.0
5439000	10/10/2014	2.98	2.98	0.2602	0.78	9850	83.4887%	Fecal		CFU/100 mL	200	283.2	86400	-	3,795.0
5439000	11/6/2006	2.97	2.97	0.2602	0.77	9855	83.5311%	Fecal		CFU/100 mL	200	283.2	86400	-	3,782.2
5439000	11/7/2006	2.97	2.97	0.2602	0.77	9855	83.5311%	Fecal		CFU/100 mL	200	283.2	86400	-	3,782.2
5439000	8/12/2018	2.97	2.97	0.2602	0.77	9855	83.5311%	Fecal		CFU/100 mL	200	283.2	86400	-	3,782.2
5439000	8/12/2004	2.96	2.96	0.2602	0.77	9858	83.5565%	Fecal		CFU/100 mL	200	283.2	86400	-	3,769.5
5439000	7/2/2005	2.96	2.96	0.2602	0.77	9858	83.5565%	Fecal		CFU/100 mL	200	283.2	86400	-	3,769.5
5439000	11/21/2006	2.95	2.95	0.2602	0.77	9860	83.5735%	Fecal		CFU/100 mL	200	283.2	86400	-	3,756.8
5439000	9/22/2014	2.95	2.95	0.2602	0.77	9860	83.5735%	Fecal		CFU/100 mL	200	283.2	86400	-	3,756.8
5439000	8/11/2004	2.94	2.94	0.2602	0.77	9862	83.5904%	Fecal		CFU/100 mL	200	283.2	86400	-	3,744.0
5439000	11/8/2004	2.93	2.93	0.2602	0.76	9863	83.5989%	Fecal		CFU/100 mL	200	283.2	86400	-	3,731.3
5439000	7/6/2005	2.93	2.93	0.2602	0.76	9863	83.5989%	Fecal		CFU/100 mL	200	283.2	86400	-	3,731.3
5439000	10/12/2010	2.93	2.93	0.2602	0.76	9863	83.5989%	Fecal		CFU/100 mL	200	283.2	86400	-	3,731.3
5439000	1/10/2014	2.93	2.93	0.2602	0.76	9863	83.5989%	Fecal		CFU/100 mL	200	283.2	86400	-	3,731.3
5439000	9/20/2014	2.93	2.93	0.2602	0.76	9863	83.5989%	Fecal		CFU/100 mL	200	283.2	86400	-	3,731.3
5439000	9/3/1994	2.92	2.92	0.2602	0.76	9868	83.6413%	Fecal		CFU/100 mL	200	283.2	86400	-	3,718.6
5439000	7/19/2002	2.92	2.92	0.2602	0.76	9868	83.6413%	Fecal		CFU/100 mL	200	283.2	86400	-	3,718.6
5439000	11/6/2002	2.91	2.91	0.2602	0.76	9870	83.6582%	Fecal		CFU/100 mL	200	283.2	86400	-	3,705.8
5439000	9/4/2011	2.91	2.91	0.2602	0.76	9870	83.6582%	Fecal		CFU/100 mL	200	283.2	86400	-	3,705.8
5439000	9/20/2018	2.91	2.91	0.2602	0.76	9870	83.6582%	Fecal		CFU/100 mL	200	283.2	86400	-	3,705.8
5439000	9/30/1990	2.9	2.9	0.2602	0.75	9873	83.6837%	Fecal		CFU/100 mL	200	283.2	86400	-	3,693.1
5439000	10/23/1991	2.9	2.9	0.2602	0.75	9873	83.6837%	Fecal		CFU/100 mL	200	283.2	86400	-	3,693.1
5439000	8/15/1992	2.9	2.9	0.2602	0.75	9873	83.6837%	Fecal		CFU/100 mL	200	283.2	86400	-	3,693.1

Gage ID	Date	Discharge (CFS)	Gage Discharge (less Surrogate NPDES) (CFS)	Watershed Area Ratio	Calculated flow (CFS)	Rank	Flow Exceedance %	Parameter	Results	Units (mg or micro_gram	Limit/Standard	100mL/CF	sec/day	Actual Load (million colonies/day)	Allowable Load (million colonies/day)
5439000	8/29/1992	2.9	2.9	0.2602	0.75	9873	83.6837%	Fecal		CFU/100 mL	200	283.2	86400	-	3,693.1
5439000	10/17/1995	2.9	2.9	0.2602	0.75	9873	83.6837%	Fecal		CFU/100 mL	200	283.2	86400	-	3,693.1
5439000	10/11/1996	2.9	2.9	0.2602	0.75	9873	83.6837%	Fecal		CFU/100 mL	200	283.2	86400	-	3,693.1
5439000	10/12/1996	2.9	2.9	0.2602	0.75	9873	83.6837%	Fecal		CFU/100 mL	200	283.2	86400	-	3,693.1
5439000	11/14/1996	2.9	2.9	0.2602	0.75	9873	83.6837%	Fecal		CFU/100 mL	200	283.2	86400	-	3,693.1
5439000	11/15/1996	2.9	2.9	0.2602	0.75	9873	83.6837%	Fecal		CFU/100 mL	200	283.2	86400	-	3,693.1
5439000	11/16/1996	2.9	2.9	0.2602	0.75	9873	83.6837%	Fecal		CFU/100 mL	200	283.2	86400	-	3,693.1
5439000	11/29/1996	2.9	2.9	0.2602	0.75	9873	83.6837%	Fecal		CFU/100 mL	200	283.2	86400	-	3,693.1
5439000	10/1/1998	2.9	2.9	0.2602	0.75	9873	83.6837%	Fecal		CFU/100 mL	200	283.2	86400	-	3,693.1
5439000	11/21/1999	2.9	2.9	0.2602	0.75	9873	83.6837%	Fecal		CFU/100 mL	200	283.2	86400	-	3,693.1
5439000	7/20/2001	2.9	2.9	0.2602	0.75	9873	83.6837%	Fecal		CFU/100 mL	200	283.2	86400	-	3,693.1
5439000	1/4/2004	2.9	2.9	0.2602	0.75	9873	83.6837%	Fecal		CFU/100 mL	200	283.2	86400	-	3,693.1
5439000	8/19/2005	2.9	2.9	0.2602	0.75	9873	83.6837%	Fecal		CFU/100 mL	200	283.2	86400	-	3,693.1
5439000	8/26/2013	2.89	2.89	0.2602	0.75	9889	83.8193%	Fecal		CFU/100 mL	200	283.2	86400	-	3,680.4
5439000	8/21/2018	2.89	2.89	0.2602	0.75	9889	83.8193%	Fecal		CFU/100 mL	200	283.2	86400	-	3,680.4
5439000	8/3/2003	2.88	2.88	0.2602	0.75	9891	83.8362%	Fecal		CFU/100 mL	200	283.2	86400	-	3,667.6
5439000	8/9/2019	2.88	2.88	0.2602	0.75	9891	83.8362%	Fecal		CFU/100 mL	200	283.2	86400	-	3,667.6
5439000	11/9/2006	2.86	2.86	0.2602	0.74	9893	83.8532%	Fecal		CFU/100 mL	200	283.2	86400	-	3,642.2
5439000	7/28/2003	2.85	2.85	0.2602	0.74	9894	83.8617%	Fecal		CFU/100 mL	200	283.2	86400	-	3,629.4
5439000	9/15/2015	2.85	2.85	0.2602	0.74	9894	83.8617%	Fecal		CFU/100 mL	200	283.2	86400	-	3,629.4
5439000	8/20/2021	2.85	2.85	0.2602	0.74	9894	83.8617%	Fecal		CFU/100 mL	200	283.2	86400	-	3,629.4
5439000	11/11/2002	2.84	2.84	0.2602	0.74	9897	83.8871%	Fecal		CFU/100 mL	200	283.2	86400	-	3,616.7
5439000	8/28/2004	2.84	2.84	0.2602	0.74	9897	83.8871%	Fecal		CFU/100 mL	200	283.2	86400	-	3,616.7
5439000	12/7/2021	2.84	2.84	0.2602	0.74	9897	83.8871%	Fecal		CFU/100 mL	200	283.2	86400	-	3,616.7
5439000	10/1/2001	2.83	2.83	0.2602	0.74	9900	83.9125%	Fecal		CFU/100 mL	200	283.2	86400	-	3,604.0
5439000	11/10/2002	2.83	2.83	0.2602	0.74	9900	83.9125%	Fecal		CFU/100 mL	200	283.2	86400	-	3,604.0
5439000	6/28/2005	2.83	2.83	0.2602	0.74	9900	83.9125%	Fecal		CFU/100 mL	200	283.2	86400	-	3,604.0
5439000	7/4/2012	2.83	2.83	0.2602	0.74	9900	83.9125%	Fecal		CFU/100 mL	200	283.2	86400	-	3,604.0
5439000	1/15/2013	2.83	2.83	0.2602	0.74	9900	83.9125%	Fecal		CFU/100 mL	200	283.2	86400	-	3,604.0
5439000	9/17/2015	2.83	2.83	0.2602	0.74	9900	83.9125%	Fecal		CFU/100 mL	200	283.2	86400	-	3,604.0
5439000	8/16/2020	2.83	2.83	0.2602	0.74	9900	83.9125%	Fecal		CFU/100 mL	200	283.2	86400	-	3,604.0
5439000	11/13/2013	2.82	2.82	0.2602	0.73	9907	83.9719%	Fecal		CFU/100 mL	200	283.2	86400	-	3,591.2
5439000	9/29/2020	2.82	2.82	0.2602	0.73	9907	83.9719%	Fecal		CFU/100 mL	200	283.2	86400	-	3,591.2
5439000	12/22/2013	2.81	2.81	0.2602	0.73	9909	83.9888%	Fecal		CFU/100 mL	200	283.2	86400	-	3,578.5
5439000	8/24/2020	2.81	2.81	0.2602	0.73	9909	83.9888%	Fecal		CFU/100 mL	200	283.2	86400	-	3,578.5
5439000	8/5/1991	2.8	2.8	0.2602	0.73	9911	84.0058%	Fecal		CFU/100 mL	200	283.2	86400	-	3,565.7
5439000	9/20/1991	2.8	2.8	0.2602	0.73	9911	84.0058%	Fecal		CFU/100 mL	200	283.2	86400	-	3,565.7
5439000	8/23/1995	2.8	2.8	0.2602	0.73	9911	84.0058%	Fecal		CFU/100 mL	200	283.2	86400	-	3,565.7
5439000	10/21/1995	2.8	2.8	0.2602	0.73	9911	84.0058%	Fecal		CFU/100 mL	200	283.2	86400	-	3,565.7
5439000	2/2/1996	2.8	2.8	0.2602	0.73	9911	84.0058%	Fecal		CFU/100 mL	200	283.2	86400	-	3,565.7
5439000	10/14/1996	2.8	2.8	0.2602	0.73	9911	84.0058%	Fecal		CFU/100 mL	200	283.2	86400	-	3,565.7
5439000	11/27/1996	2.8	2.8	0.2602	0.73	9911	84.0058%	Fecal		CFU/100 mL	200	283.2	86400	-	3,565.7
5439000	8/31/1998	2.8	2.8	0.2602	0.73	9911	84.0058%	Fecal		CFU/100 mL	200	283.2	86400	-	3,565.7
5439000	11/29/1999	2.8	2.8	0.2602	0.73	9911	84.0058%	Fecal		CFU/100 mL	200	283.2	86400	-	3,565.7
5439000	8/27/2000	2.8	2.8	0.2602	0.73	9911	84.0058%	Fecal		CFU/100 mL	200	283.2	86400	-	3,565.7
5439000	10/13/2013	2.8	2.8	0.2602	0.73	9911	84.0058%	Fecal		CFU/100 mL	200	283.2	86400	-	3,565.7
5439000	9/22/2020	2.8	2.8	0.2602	0.73	9911	84.0058%	Fecal		CFU/100 mL	200	283.2	86400	-	3,565.7
5439000	4/1/2003	2.79	2.79	0.2602	0.73	9923	84.1075%	Fecal		CFU/100 mL	200	283.2	86400	-	3,553.0
5439000	12/5/2003	2.79	2.79	0.2602	0.73	9923	84.1075%	Fecal		CFU/100 mL	200	283.2	86400	-	3,553.0
5439000	8/6/2013	2.79	2.79	0.2602	0.73	9923	84.1075%	Fecal		CFU/100 mL	200	283.2	86400	-	3,553.0
5439000	11/21/2003	2.78	2.78	0.2602	0.72	9926	84.1329%	Fecal		CFU/100 mL	200	283.2	86400	-	3,540.3
5439000	7/28/2004	2.78	2.78	0.2602	0.72	9926	84.1329%	Fecal		CFU/100 mL	200	283.2	86400	-	3,540.3
5439000	9/24/2010	2.78	2.78	0.2602	0.72	9926	84.1329%	Fecal		CFU/100 mL	200	283.2	86400	-	3,540.3
5439000	12/5/2010	2.78	2.78	0.2602	0.72	9926	84.1329%	Fecal		CFU/100 mL	200	283.2	86400	-	3,540.3
5439000	8/11/2016	2.78	2.78	0.2602	0.72	9926	84.1329%	Fecal		CFU/100 mL	200	283.2	86400	-	3,540.3
5439000	8/13/2018	2.78	2.78	0.2602	0.72	9926	84.1329%	Fecal		CFU/100 mL	200	283.2	86400	-	3,540.3
5439000	8/19/2018	2.78	2.78	0.2602	0.72	9926	84.1329%	Fecal		CFU/100 mL	200	283.2	86400	-	3,540.3
5439000	8/17/2018	2.75	2.75	0.2602	0.72	9933	84.1922%	Fecal		CFU/100 mL	200	283.2	86400	-	3,502.1
5439000	8/16/2018	2.74	2.74	0.2602	0.71	9934	84.2007%	Fecal		CFU/100 mL	200	283.2	86400	-	3,489.3
5439000	8/18/2018	2.74	2.74	0.2602	0.71	9934	84.2007%	Fecal		CFU/100 mL	200	283.2	86400	-	3,489.3
5439000	11/7/2002	2.73	2.73	0.2602	0.71	9936	84.2177%	Fecal		CFU/100 mL	200	283.2	86400	-	3,476.6
5439000	9/3/2011	2.73	2.73	0.2602	0.71	9936	84.2177%	Fecal		CFU/100 mL	200	283.2	86400	-	3,476.6
5439000	7/18/2006	2.72	2.72	0.2602	0.71	9938	84.2346%	Fecal		CFU/100 mL	200	283.2	86400	-	3,463.9
5439000	9/10/2008	2.72	2.72	0.2602	0.71	9938	84.2346%	Fecal		CFU/100 mL	200	283.2	86400	-	3,463.9
5439000	9/27/2015	2.72	2.72	0.2602	0.71	9938	84.2346%	Fecal		CFU/100 mL	200	283.2	86400	-	3,463.9
5439000	1/4/2006	2.71	2.71	0.2602	0.71	9941	84.2600%	Fecal		CFU/100 mL	200	283.2	86400	-	3,451.1
5439000	8/20/2018	2.71	2.71	0.2602	0.71	9941	84.2600%	Fecal		CFU/100 mL	200	283.2	86400	-	3,451.1
5439000	9/14/2018	2.71	2.71	0.2602	0.71	9941	84.2600%	Fecal		CFU/100 mL	200	283.2	86400	-	3,451.1
5439000	7/31/1991	2.7	2.7	0.2602	0.70	9944	84.2855%	Fecal		CFU/100 mL	200	283.2	86400	-	3,438.4
5439000	8/4/1991	2.7	2.7	0.2602	0.70	9944	84.2855%	Fecal		CFU/100 mL	200	283.2	86400	-	3,438.4
5439000	8/20/1991	2.7	2.7	0.2602	0.70	9944	84.2855%	Fecal		CFU/100 mL	200	283.2	86400	-	3,438.4
5439000	10/15/1991	2.7	2.7	0.2602	0.70	9944	84.2855%	Fecal		CFU/100 mL	200	283.2	86400	-	3,438.4
5439000	10/22/1991	2.7	2.7	0.2602	0.70	9944	84.2855%	Fecal		CFU/100 mL	200	283.2	86400	-	3,438.4
5439000	9/6/1992	2.7	2.7	0.2602	0.70	9944	84.2855%	Fecal		CFU/100 mL	200	283.2	86400	-	3,438.4
5439000	9/7/1992	2.7	2.7	0.2602	0.70	9944	84.2855%	Fecal		CFU/100 mL	200	283.2	86400	-	3,438.4
5439000	10/22/1995	2.7	2.7	0.2602	0.70	9944	84.2855%	Fecal		CFU/100 mL	200	283.2	86400	-	3,438.4
5439000	10/26/1995	2.7	2.7	0.2602	0.70	9944	84.2855%	Fecal		CFU/100 mL	200	283.2	86400	-	3,438.4
5439000	10/10/1996	2.7	2.7	0.2602	0.70	9944	84.2855%	Fecal		CFU/100 mL	200	283.2	86400	-	3,438.4
5439000	10/26/1996	2.7	2.7	0.2602	0.70	9944	84.2855%	Fecal		CFU/100 mL	200	283.2	86400	-	3,438.4
5439000	10/27/1996	2.7	2.7	0.2602	0.70	9944	84.2855%	Fecal		CFU/100 mL	200	283.2	86400	-	3,438.4
5439000	11/25/1996	2.7	2.7	0.2602	0.70	9944	84.2855%	Fecal		CFU/100 mL	200	283.2	86400	-	3,438.4
5439000	1/17/2004	2.7	2.7	0.2602	0.70	9944	84.2855%	Fecal		CFU/100 mL	200	283.2	86400	-	3,438.4
5439000	9/2/1994	2.69	2.69	0.2602	0.70	9958	84.4041%	Fecal		CFU/100 mL	200	283.2	86400	-	3,425.7
5439000	11/24/2004	2.69	2.69	0.2602	0.70	9958	84.4041%	Fecal		CFU/100 mL	200	283.2	86400	-	3,425.7
5439000	11/29/2005	2.69	2.69	0.2602	0.70	9958	84.4041%	Fecal		CFU/100 mL	200	283.2	86400	-	3,425.7
5439000	11/22/2006	2.69	2.69	0.2602	0.70	9958	84.4041%	Fecal		CFU/100 mL	200	283.2	86400	-	3,425.7
5439000	9/18/2009	2.69	2.69	0.2602	0.70	9958	84.4041%	Fecal		CFU/100 mL	200	283.2	86400	-	3,425.7
5439000	10/12/2014	2.69	2.69	0.2602	0.70	9958	84.4041%	Fecal		CFU/100 mL	200	283.2	86400	-	3,425.7
5439000	8/29/2002	2.68	2.68	0.2602	0.70	9964	84.4550%	Fecal		CFU/100 mL	200	283.2	86400	-	3,412.9
5439000	11/7/2004	2.68	2.68	0.2602	0.70	9964	84.4550%	Fecal		CFU/100 mL	200	283.2	86400	-	3,412.9
5439000	9/23/2014	2.68	2.68	0.2602	0.70	9964	84.4550%	Fecal		CFU/100 mL	200	283.2	86400	-	3,412.9
5439000	8/14/2018	2.68	2.68	0.2602	0.70	9964	84.4550%	Fecal		CFU/100 mL	200	283.2	86400	-	3,412.9
5439000	10/6/2002	2.67	2.67	0.2602	0.69	9968	84.4889%	Fecal		CFU/100 mL	200	283.2	86400	-	3,400.2
5439000	10/17/2021	2.67	2.67	0.2602	0.69	9968	84.4889%	Fecal		CFU/100 mL	200	283.2	86400	-	3,400.2
5439000	7/17/2002	2.65	2.65	0.2602	0.69	9970	84.5058%	Fecal		CFU/100 mL	200	283.2	86400	-	3,374.7
5439000	8/6/2012	2.65	2.65	0.2602	0.69	9970	84.5058%	Fecal		CFU/100 mL	200	283.2	86400	-	3,374.7
5439000	9/16/2013	2.65	2.65	0.2602	0.69	9970	84.5058%	Fecal		CFU/100 mL	200	283.2	86400	-	3,374.7
5439000	9/6/1994	2.64	2.64	0.2602	0.69	9973	84.5313%	Fecal		CFU/100 mL	200	283.2	86400	-	3,362.0
5439000	8/21/2021	2.64	2.64	0.2602	0.69	9973	84.5313%	Fecal		CFU/100 mL	200	283.2	86400	-	3,362.0
5439000	11/21/2004	2.63	2.63	0.2602	0.68	9975	84.5482%	Fecal		CFU/100 mL	200	283.2	86400	-	3,349.3
5439000	7/20/2005	2.63	2.63	0.2602	0.68	9975	84.5482%	Fecal		CFU/100 mL	200	283.2	86400	-	3,349.3
5439000	9/29/2009	2.62	2.62	0.2602	0.68	9977	84.5652%	Fecal		CFU/100 mL	200	283.2	86400	-	3,336.5
5439000	9/28/2015	2.62	2.62	0.2602	0.68	9977	84.5652%	Fecal		CFU/100 mL	200	283.2	86400	-	3,336.5
5439000	8/15/2016	2.62	2.62	0.2602	0.68	9977	84.5652%	Fecal		CFU/100 mL	200	283.2	86400	-	3,336.5
5439000	8/16/1992	2.6	2.6	0.2602	0.68	9980	84.5906%	Fecal		CFU/100 mL	200	283.2	86400	-	3,311.1
5439000	8/7/1994	2.6	2.6	0.2602	0.68	9980	84.5906%	Fecal		CFU/100 mL	200	283.2	86400	-	3,311.1
5439000	10/9/1996	2.6	2.6	0.2602	0.68	9980	84.5906%	Fecal		CFU/100 mL	200	283.2	86400	-	3,311.1
5439000	11/7/1997	2.6	2.6	0.2602	0.68	9980	84.5906%	Fecal		CFU/100 mL	200	283.2	86400	-	3,311.1
5439000	12/25/1997	2.6	2.6	0.2602	0.68	9980	84.5906%	Fecal		CFU/100 mL	200	283.2	86400	-	3,311.1
5439000	9/7/1998	2.6	2.6	0.2602	0.68	9980	84.5906%	Fecal		CFU/100 mL	200	283.2	86400	-	3,311.1
5439000	10/12/1998	2.6	2.6	0.2602	0.68	9980	84.5906%	Fecal		CFU/100 mL	200	283.2	86400	-	3,311.1
5439000	12/2/1999	2.6	2.6	0.2602	0.68	9980	84.5906%	Fecal		CFU/100 mL	200	283.2	86400	-	3,311.1
5439000	7/17/2001	2.6	2.6	0.2602	0.68	9980	84.5906%	Fecal		CFU/100 mL	200	283.2	86400	-	3,311.1
5439000	10/4/2013	2.6	2.6	0.2602	0.68	9980	84.5906%	Fecal		CFU/100 mL	200	283.2	86400	-	3,311.1
5439000	8/24/2019	2.6	2.6	0.2602	0.68	9980	84.5906%	Fecal		CFU/100 mL	200	283.2	86400	-	3,311.1
5439000	8/14/2020	2.6	2.6	0.2602	0.68	9980	84.5906%	Fecal		CFU/100 mL	200	283.2	86400	-	3,311.1
5439000	8/4/2003	2.59	2.59	0.2602	0.67	9992	84.6923%	Fecal		CFU/100 mL	200	283.2	86400	-	3,298.3
5439000	11/23/2006	2.59	2.59	0.2602	0.67	9992	84.6923%	Fecal		CFU/100 mL	200	283.2	86400	-	3,298.3
5439000	7/10/2012	2.59	2.59	0.2602	0.67	9992	84.6923%	Fecal		CFU/100 mL	200	283.2	86400	-	3,298.3
5439000	8/25/2020	2.59	2.59	0.2602	0.67	9992	84.6923%	Fecal		CFU/100 mL	200	283.2	86400	-	3,298.3
5439000	11/9/2002	2.58	2.58	0.2602	0.67	9996	84.7262%	Fecal		CFU/100 mL	200	283.2	86400	-	3,285.6
5439000	8/26/2020	2.58	2.58	0.2602	0.67	9996	84.7262%	Fecal		CFU/100 mL	200	283.2	86400	-	3,285.6
5439000	10/6/2013	2.57	2.57	0.2602	0.67	9998	84.7432%	Fecal		CFU/100 mL	200	283.2	86400	-	3,272.8
5439000	8/25/2021	2.57	2.57	0.2602	0.67	9998	84.7432%	Fecal		CFU/100 mL	200	283.2	86400	-	3,272.8
5439000	10/2/2001	2.56	2.56	0.2602	0.67	10000	84.7601%	Fecal		CFU/100 mL	200	283.2	86400	-	3,260.1

Gage ID	Date	Discharge (CFS)	Gage Discharge (less Surrogate NPDES) (CFS)	Watershed Area Ratio	Calculated flow (CFS)	Rank	Flow Exceedance %	Parameter	Results	Units (mg or micro_gram	Limit/Standard	100mL/CF	sec/day	Actual Load (million colonies/day)	Allowable Load (million colonies/day)
5439000	11/17/2003	2.56	2.56	0.2602	0.67	10000	84.7601%	Fecal		CFU/100 mL	200	283.2	86400	-	3,260.1
5439000	12/21/2013	2.56	2.56	0.2602	0.67	10000	84.7601%	Fecal		CFU/100 mL	200	283.2	86400	-	3,260.1
5439000	7/27/2006	2.55	2.55	0.2602	0.66	10003	84.7856%	Fecal		CFU/100 mL	200	283.2	86400	-	3,247.4
5439000	10/2/2015	2.55	2.55	0.2602	0.66	10003	84.7856%	Fecal		CFU/100 mL	200	283.2	86400	-	3,247.4
5439000	8/28/2020	2.55	2.55	0.2602	0.66	10003	84.7856%	Fecal		CFU/100 mL	200	283.2	86400	-	3,247.4
5439000	7/27/2002	2.54	2.54	0.2602	0.66	10006	84.8110%	Fecal		CFU/100 mL	200	283.2	86400	-	3,234.6
5439000	11/8/2002	2.54	2.54	0.2602	0.66	10006	84.8110%	Fecal		CFU/100 mL	200	283.2	86400	-	3,234.6
5439000	8/13/2008	2.54	2.54	0.2602	0.66	10006	84.8110%	Fecal		CFU/100 mL	200	283.2	86400	-	3,234.6
5439000	8/14/2012	2.54	2.54	0.2602	0.66	10006	84.8110%	Fecal		CFU/100 mL	200	283.2	86400	-	3,234.6
5439000	1/9/2004	2.53	2.53	0.2602	0.66	10010	84.8449%	Fecal		CFU/100 mL	200	283.2	86400	-	3,221.9
5439000	11/25/2006	2.53	2.53	0.2602	0.66	10010	84.8449%	Fecal		CFU/100 mL	200	283.2	86400	-	3,221.9
5439000	10/17/2013	2.52	2.52	0.2602	0.66	10012	84.8618%	Fecal		CFU/100 mL	200	283.2	86400	-	3,209.2
5439000	4/22/2003	2.51	2.51	0.2602	0.65	10013	84.8703%	Fecal		CFU/100 mL	200	283.2	86400	-	3,196.4
5439000	9/7/2015	2.51	2.51	0.2602	0.65	10013	84.8703%	Fecal		CFU/100 mL	200	283.2	86400	-	3,196.4
5439000	8/10/2019	2.51	2.51	0.2602	0.65	10013	84.8703%	Fecal		CFU/100 mL	200	283.2	86400	-	3,196.4
5439000	8/15/2020	2.51	2.51	0.2602	0.65	10013	84.8703%	Fecal		CFU/100 mL	200	283.2	86400	-	3,196.4
5439000	8/27/2021	2.51	2.51	0.2602	0.65	10013	84.8703%	Fecal		CFU/100 mL	200	283.2	86400	-	3,196.4
5439000	9/11/1991	2.5	2.5	0.2602	0.65	10018	84.9127%	Fecal		CFU/100 mL	200	283.2	86400	-	3,183.7
5439000	9/30/1991	2.5	2.5	0.2602	0.65	10018	84.9127%	Fecal		CFU/100 mL	200	283.2	86400	-	3,183.7
5439000	10/17/1991	2.5	2.5	0.2602	0.65	10018	84.9127%	Fecal		CFU/100 mL	200	283.2	86400	-	3,183.7
5439000	8/11/1995	2.5	2.5	0.2602	0.65	10018	84.9127%	Fecal		CFU/100 mL	200	283.2	86400	-	3,183.7
5439000	8/24/1995	2.5	2.5	0.2602	0.65	10018	84.9127%	Fecal		CFU/100 mL	200	283.2	86400	-	3,183.7
5439000	9/20/1995	2.5	2.5	0.2602	0.65	10018	84.9127%	Fecal		CFU/100 mL	200	283.2	86400	-	3,183.7
5439000	10/7/1996	2.5	2.5	0.2602	0.65	10018	84.9127%	Fecal		CFU/100 mL	200	283.2	86400	-	3,183.7
5439000	10/28/1996	2.5	2.5	0.2602	0.65	10018	84.9127%	Fecal		CFU/100 mL	200	283.2	86400	-	3,183.7
5439000	11/28/1996	2.5	2.5	0.2602	0.65	10018	84.9127%	Fecal		CFU/100 mL	200	283.2	86400	-	3,183.7
5439000	8/13/1998	2.5	2.5	0.2602	0.65	10018	84.9127%	Fecal		CFU/100 mL	200	283.2	86400	-	3,183.7
5439000	10/13/1998	2.5	2.5	0.2602	0.65	10018	84.9127%	Fecal		CFU/100 mL	200	283.2	86400	-	3,183.7
5439000	10/16/1998	2.5	2.5	0.2602	0.65	10018	84.9127%	Fecal		CFU/100 mL	200	283.2	86400	-	3,183.7
5439000	9/9/2012	2.5	2.5	0.2602	0.65	10018	84.9127%	Fecal		CFU/100 mL	200	283.2	86400	-	3,183.7
5439000	11/24/2013	2.5	2.5	0.2602	0.65	10018	84.9127%	Fecal		CFU/100 mL	200	283.2	86400	-	3,183.7
5439000	7/31/2002	2.49	2.49	0.2602	0.65	10032	85.0314%	Fecal		CFU/100 mL	200	283.2	86400	-	3,171.0
5439000	10/28/2012	2.49	2.49	0.2602	0.65	10032	85.0314%	Fecal		CFU/100 mL	200	283.2	86400	-	3,171.0
5439000	12/24/2013	2.49	2.49	0.2602	0.65	10032	85.0314%	Fecal		CFU/100 mL	200	283.2	86400	-	3,171.0
5439000	9/6/2015	2.49	2.49	0.2602	0.65	10032	85.0314%	Fecal		CFU/100 mL	200	283.2	86400	-	3,171.0
5439000	9/1/2017	2.49	2.49	0.2602	0.65	10032	85.0314%	Fecal		CFU/100 mL	200	283.2	86400	-	3,171.0
5439000	10/3/2021	2.49	2.49	0.2602	0.65	10032	85.0314%	Fecal		CFU/100 mL	200	283.2	86400	-	3,171.0
5439000	12/24/2012	2.48	2.48	0.2602	0.65	10038	85.0822%	Fecal		CFU/100 mL	200	283.2	86400	-	3,158.2
5439000	6/29/2005	2.47	2.47	0.2602	0.64	10039	85.0907%	Fecal		CFU/100 mL	200	283.2	86400	-	3,145.5
5439000	9/29/2015	2.47	2.47	0.2602	0.64	10039	85.0907%	Fecal		CFU/100 mL	200	283.2	86400	-	3,145.5
5439000	8/22/2021	2.47	2.47	0.2602	0.64	10039	85.0907%	Fecal		CFU/100 mL	200	283.2	86400	-	3,145.5
5439000	9/4/1994	2.46	2.46	0.2602	0.64	10042	85.1161%	Fecal		CFU/100 mL	200	283.2	86400	-	3,132.8
5439000	7/18/2002	2.46	2.46	0.2602	0.64	10042	85.1161%	Fecal		CFU/100 mL	200	283.2	86400	-	3,132.8
5439000	10/18/2013	2.46	2.46	0.2602	0.64	10042	85.1161%	Fecal		CFU/100 mL	200	283.2	86400	-	3,132.8
5439000	8/26/2021	2.46	2.46	0.2602	0.64	10042	85.1161%	Fecal		CFU/100 mL	200	283.2	86400	-	3,132.8
5439000	11/7/2003	2.45	2.45	0.2602	0.64	10046	85.1500%	Fecal		CFU/100 mL	200	283.2	86400	-	3,120.0
5439000	7/11/2012	2.45	2.45	0.2602	0.64	10046	85.1500%	Fecal		CFU/100 mL	200	283.2	86400	-	3,120.0
5439000	9/4/2012	2.45	2.45	0.2602	0.64	10046	85.1500%	Fecal		CFU/100 mL	200	283.2	86400	-	3,120.0
5439000	8/26/2015	2.45	2.45	0.2602	0.64	10046	85.1500%	Fecal		CFU/100 mL	200	283.2	86400	-	3,120.0
5439000	9/23/2020	2.45	2.45	0.2602	0.64	10046	85.1500%	Fecal		CFU/100 mL	200	283.2	86400	-	3,120.0
5439000	9/25/2006	2.44	2.44	0.2602	0.63	10051	85.1924%	Fecal		CFU/100 mL	200	283.2	86400	-	3,107.3
5439000	8/27/2020	2.44	2.44	0.2602	0.63	10051	85.1924%	Fecal		CFU/100 mL	200	283.2	86400	-	3,107.3
5439000	8/29/2020	2.44	2.44	0.2602	0.63	10051	85.1924%	Fecal		CFU/100 mL	200	283.2	86400	-	3,107.3
5439000	12/20/2002	2.43	2.43	0.2602	0.63	10054	85.2178%	Fecal		CFU/100 mL	200	283.2	86400	-	3,094.6
5439000	7/26/2012	2.43	2.43	0.2602	0.63	10054	85.2178%	Fecal		CFU/100 mL	200	283.2	86400	-	3,094.6
5439000	11/22/2003	2.42	2.42	0.2602	0.63	10056	85.2348%	Fecal		CFU/100 mL	200	283.2	86400	-	3,081.8
5439000	8/13/2013	2.42	2.42	0.2602	0.63	10056	85.2348%	Fecal		CFU/100 mL	200	283.2	86400	-	3,081.8
5439000	9/15/2016	2.42	2.42	0.2602	0.63	10056	85.2348%	Fecal		CFU/100 mL	200	283.2	86400	-	3,081.8
5439000	8/7/2002	2.41	2.41	0.2602	0.63	10059	85.2602%	Fecal		CFU/100 mL	200	283.2	86400	-	3,069.1
5439000	8/13/2005	2.41	2.41	0.2602	0.63	10059	85.2602%	Fecal		CFU/100 mL	200	283.2	86400	-	3,069.1
5439000	8/18/1991	2.4	2.4	0.2602	0.62	10061	85.2772%	Fecal		CFU/100 mL	200	283.2	86400	-	3,056.4
5439000	10/16/1991	2.4	2.4	0.2602	0.62	10061	85.2772%	Fecal		CFU/100 mL	200	283.2	86400	-	3,056.4
5439000	8/9/1995	2.4	2.4	0.2602	0.62	10061	85.2772%	Fecal		CFU/100 mL	200	283.2	86400	-	3,056.4
5439000	10/8/1996	2.4	2.4	0.2602	0.62	10061	85.2772%	Fecal		CFU/100 mL	200	283.2	86400	-	3,056.4
5439000	10/14/1997	2.4	2.4	0.2602	0.62	10061	85.2772%	Fecal		CFU/100 mL	200	283.2	86400	-	3,056.4
5439000	10/17/1997	2.4	2.4	0.2602	0.62	10061	85.2772%	Fecal		CFU/100 mL	200	283.2	86400	-	3,056.4
5439000	10/30/1997	2.4	2.4	0.2602	0.62	10061	85.2772%	Fecal		CFU/100 mL	200	283.2	86400	-	3,056.4
5439000	10/31/1997	2.4	2.4	0.2602	0.62	10061	85.2772%	Fecal		CFU/100 mL	200	283.2	86400	-	3,056.4
5439000	9/4/1998	2.4	2.4	0.2602	0.62	10061	85.2772%	Fecal		CFU/100 mL	200	283.2	86400	-	3,056.4
5439000	11/30/1999	2.4	2.4	0.2602	0.62	10061	85.2772%	Fecal		CFU/100 mL	200	283.2	86400	-	3,056.4
5439000	12/1/1999	2.4	2.4	0.2602	0.62	10061	85.2772%	Fecal		CFU/100 mL	200	283.2	86400	-	3,056.4
5439000	7/22/2001	2.4	2.4	0.2602	0.62	10061	85.2772%	Fecal		CFU/100 mL	200	283.2	86400	-	3,056.4
5439000	1/5/2004	2.4	2.4	0.2602	0.62	10061	85.2772%	Fecal		CFU/100 mL	200	283.2	86400	-	3,056.4
5439000	7/29/2004	2.4	2.4	0.2602	0.62	10061	85.2772%	Fecal		CFU/100 mL	200	283.2	86400	-	3,056.4
5439000	12/11/2010	2.4	2.4	0.2602	0.62	10061	85.2772%	Fecal		CFU/100 mL	200	283.2	86400	-	3,056.4
5439000	9/22/2012	2.4	2.4	0.2602	0.62	10061	85.2772%	Fecal		CFU/100 mL	200	283.2	86400	-	3,056.4
5439000	8/22/2018	2.4	2.4	0.2602	0.62	10061	85.2772%	Fecal		CFU/100 mL	200	283.2	86400	-	3,056.4
5439000	9/22/2002	2.38	2.38	0.2602	0.62	10078	85.4213%	Fecal		CFU/100 mL	200	283.2	86400	-	3,030.9
5439000	8/25/2015	2.38	2.38	0.2602	0.62	10078	85.4213%	Fecal		CFU/100 mL	200	283.2	86400	-	3,030.9
5439000	10/26/2015	2.38	2.38	0.2602	0.62	10078	85.4213%	Fecal		CFU/100 mL	200	283.2	86400	-	3,030.9
5439000	11/23/2003	2.37	2.37	0.2602	0.62	10081	85.4467%	Fecal		CFU/100 mL	200	283.2	86400	-	3,018.2
5439000	7/26/2005	2.37	2.37	0.2602	0.62	10081	85.4467%	Fecal		CFU/100 mL	200	283.2	86400	-	3,018.2
5439000	1/16/2013	2.37	2.37	0.2602	0.62	10081	85.4467%	Fecal		CFU/100 mL	200	283.2	86400	-	3,018.2
5439000	8/23/2021	2.37	2.37	0.2602	0.62	10081	85.4467%	Fecal		CFU/100 mL	200	283.2	86400	-	3,018.2
5439000	8/24/2021	2.37	2.37	0.2602	0.62	10081	85.4467%	Fecal		CFU/100 mL	200	283.2	86400	-	3,018.2
5439000	7/20/2002	2.36	2.36	0.2602	0.61	10086	85.4891%	Fecal		CFU/100 mL	200	283.2	86400	-	3,005.4
5439000	8/10/2013	2.36	2.36	0.2602	0.61	10086	85.4891%	Fecal		CFU/100 mL	200	283.2	86400	-	3,005.4
5439000	9/30/2015	2.35	2.35	0.2602	0.61	10088	85.5060%	Fecal		CFU/100 mL	200	283.2	86400	-	2,992.7
5439000	9/1/2020	2.35	2.35	0.2602	0.61	10088	85.5060%	Fecal		CFU/100 mL	200	283.2	86400	-	2,992.7
5439000	10/15/2003	2.34	2.34	0.2602	0.61	10090	85.5230%	Fecal		CFU/100 mL	200	283.2	86400	-	2,979.9
5439000	8/15/2018	2.33	2.33	0.2602	0.61	10091	85.5314%	Fecal		CFU/100 mL	200	283.2	86400	-	2,967.2
5439000	9/11/1994	2.32	2.32	0.2602	0.60	10092	85.5399%	Fecal		CFU/100 mL	200	283.2	86400	-	2,954.5
5439000	11/5/2002	2.32	2.32	0.2602	0.60	10092	85.5399%	Fecal		CFU/100 mL	200	283.2	86400	-	2,954.5
5439000	1/18/2014	2.32	2.32	0.2602	0.60	10092	85.5399%	Fecal		CFU/100 mL	200	283.2	86400	-	2,954.5
5439000	2/18/2014	2.32	2.32	0.2602	0.60	10092	85.5399%	Fecal		CFU/100 mL	200	283.2	86400	-	2,954.5
5439000	3/31/2003	2.31	2.31	0.2602	0.60	10096	85.5738%	Fecal		CFU/100 mL	200	283.2	86400	-	2,941.7
5439000	8/25/2004	2.31	2.31	0.2602	0.60	10096	85.5738%	Fecal		CFU/100 mL	200	283.2	86400	-	2,941.7
5439000	12/6/2010	2.31	2.31	0.2602	0.60	10096	85.5738%	Fecal		CFU/100 mL	200	283.2	86400	-	2,941.7
5439000	8/15/1991	2.3	2.3	0.2602	0.60	10099	85.5993%	Fecal		CFU/100 mL	200	283.2	86400	-	2,929.0
5439000	8/21/1991	2.3	2.3	0.2602	0.60	10099	85.5993%	Fecal		CFU/100 mL	200	283.2	86400	-	2,929.0
5439000	9/8/1991	2.3	2.3	0.2602	0.60	10099	85.5993%	Fecal		CFU/100 mL	200	283.2	86400	-	2,929.0
5439000	10/1/1991	2.3	2.3	0.2602	0.60	10099	85.5993%	Fecal		CFU/100 mL	200	283.2	86400	-	2,929.0
5439000	2/3/1996	2.3	2.3	0.2602	0.60	10099	85.5993%	Fecal		CFU/100 mL	200	283.2	86400	-	2,929.0
5439000	11/3/1997	2.3	2.3	0.2602	0.60	10099	85.5993%	Fecal		CFU/100 mL	200	283.2	86400	-	2,929.0
5439000	8/3/1998	2.3	2.3	0.2602	0.60	10099	85.5993%	Fecal		CFU/100 mL	200	283.2	86400	-	2,929.0
5439000	9/1/1998	2.3	2.3	0.2602	0.60	10099	85.5993%	Fecal		CFU/100 mL	200	283.2	86400	-	2,929.0
5439000	9/3/2000	2.3	2.3	0.2602	0.60	10099	85.5993%	Fecal		CFU/100 mL	200	283.2	86400	-	2,929.0
5439000	9/4/2000	2.3	2.3	0.2602	0.60	10099	85.5993%	Fecal		CFU/100 mL	200	283.2	86400	-	2,929.0
5439000	9/5/2000	2.3	2.3	0.2602	0.60	10099	85.5993%	Fecal		CFU/100 mL	200	283.2	86400	-	2,929.0
5439000	7/21/2001	2.3	2.3	0.2602	0.60	10099	85.5993%	Fecal		CFU/100 mL	200	283.2	86400	-	2,929.0
5439000	8/6/2001	2.3	2.3	0.2602	0.60	10099	85.5993%	Fecal		CFU/100 mL	200	283.2	86400	-	2,929.0
5439000	7/25/2006	2.29	2.29	0.2602	0.60	10112	85.7094%	Fecal		CFU/100 mL	200	283.2	86400	-	2,916.3
5439000	12/6/2003	2.28	2.28	0.2602	0.59	10113	85.7179%	Fecal		CFU/100 mL	200	283.2	86400	-	2,903.5
5439000	8/19/2004	2.28	2.28	0.2602	0.59	10113	85.7179%	Fecal		CFU/100 mL	200	283.2	86400	-	2,903.5
5439000	11/14/2010	2.28	2.28	0.2602	0.59	10113	85.7179%	Fecal		CFU/100 mL	200	283.2	86400	-	2,903.5
5439000	11/14/2013	2.28	2.28	0.2602	0.59	10113	85.7179%	Fecal		CFU/100 mL	200	283.2	86400	-	2,903.5
5439000	8/31/2020	2.28	2.28	0.2602	0.59	10113	85.7179%	Fecal		CFU/100 mL	200	283.2	86400	-	2,903.5
5439000	9/19/2006	2.27	2.27	0.2602	0.59	10118	85.7603%	Fecal		CFU/100 mL	200	283.2	86400	-	2,890.8
5439000	11/26/2006	2.27	2.27	0.2602	0.59	10118	85.7603%	Fecal		CFU/100 mL	200	283.2	86400	-	2,890.8
5439000	11/13/2010	2.27	2.27	0.2602	0.59	10118	85.7603%	Fecal		CFU/100 mL	200	283.2	86400	-	2,890.8
5439000	10/1/2015	2.26	2.26	0.2602	0.59	10121	85.7857%	Fecal		CFU/100 mL	200	283.2	86400	-	2,878.1
5439000	8/7/2004	2.25	2.25	0.2602	0.59	10122	85.7942%	Fecal		CFU/100 mL	200	283.2	86400	-	2,865.3
5439000	9/22/2010	2.25	2.25	0.2602	0.59	10122	85.7942%	Fecal		CFU/100 mL	200	283.2	86400	-	2,865.3
5439000	8/7/2013	2.25	2.25	0.2602	0.59	10122	85.7942%	Fecal		CFU/100 mL	200	283.2	86400	-	2,865.3
5439000	1/19/2014	2.25	2.25	0.2602	0.59	10122	85.7942%	Fecal		CFU/100 mL	200	283.2	86400	-	2,865.3

Gage ID	Date	Discharge (CFS)	Gage Discharge (less Surrogate NPDES) (CFS)	Watershed Area Ratio	Calculated flow (CFS)	Rank	Flow Exceedance %	Parameter	Results	Units (mg or micro_gram	Limit/Standard	100mL/CF	sec/day	Actual Load (million colonies/day)	Allowable Load (million colonies/day)
5439000	2/5/2006	2.24	2.24	0.2602	0.58	10126	85.8281%	Fecal		CFU/100 mL	200	283.2	86400	-	2,852.6
5439000	7/19/2006	2.24	2.24	0.2602	0.58	10126	85.8281%	Fecal		CFU/100 mL	200	283.2	86400	-	2,852.6
5439000	8/8/2013	2.24	2.24	0.2602	0.58	10126	85.8281%	Fecal		CFU/100 mL	200	283.2	86400	-	2,852.6
5439000	9/15/2018	2.24	2.24	0.2602	0.58	10126	85.8281%	Fecal		CFU/100 mL	200	283.2	86400	-	2,852.6
5439000	11/24/2003	2.23	2.23	0.2602	0.58	10130	85.8620%	Fecal		CFU/100 mL	200	283.2	86400	-	2,839.9
5439000	10/4/2020	2.23	2.23	0.2602	0.58	10130	85.8620%	Fecal		CFU/100 mL	200	283.2	86400	-	2,839.9
5439000	7/30/2004	2.22	2.22	0.2602	0.58	10132	85.8790%	Fecal		CFU/100 mL	200	283.2	86400	-	2,827.1
5439000	9/30/2009	2.22	2.22	0.2602	0.58	10132	85.8790%	Fecal		CFU/100 mL	200	283.2	86400	-	2,827.1
5439000	9/26/2020	2.22	2.22	0.2602	0.58	10132	85.8790%	Fecal		CFU/100 mL	200	283.2	86400	-	2,827.1
5439000	10/31/2004	2.21	2.21	0.2602	0.58	10135	85.9044%	Fecal		CFU/100 mL	200	283.2	86400	-	2,814.4
5439000	10/20/2006	2.21	2.21	0.2602	0.58	10135	85.9044%	Fecal		CFU/100 mL	200	283.2	86400	-	2,814.4
5439000	11/6/2010	2.21	2.21	0.2602	0.58	10135	85.9044%	Fecal		CFU/100 mL	200	283.2	86400	-	2,814.4
5439000	10/18/2021	2.21	2.21	0.2602	0.58	10135	85.9044%	Fecal		CFU/100 mL	200	283.2	86400	-	2,814.4
5439000	9/1/1992	2.2	2.2	0.2602	0.57	10139	85.9383%	Fecal		CFU/100 mL	200	283.2	86400	-	2,801.7
5439000	8/8/1995	2.2	2.2	0.2602	0.57	10139	85.9383%	Fecal		CFU/100 mL	200	283.2	86400	-	2,801.7
5439000	11/4/1997	2.2	2.2	0.2602	0.57	10139	85.9383%	Fecal		CFU/100 mL	200	283.2	86400	-	2,801.7
5439000	8/2/1999	2.2	2.2	0.2602	0.57	10139	85.9383%	Fecal		CFU/100 mL	200	283.2	86400	-	2,801.7
5439000	8/12/1999	2.2	2.2	0.2602	0.57	10139	85.9383%	Fecal		CFU/100 mL	200	283.2	86400	-	2,801.7
5439000	8/31/2000	2.2	2.2	0.2602	0.57	10139	85.9383%	Fecal		CFU/100 mL	200	283.2	86400	-	2,801.7
5439000	9/17/2000	2.2	2.2	0.2602	0.57	10139	85.9383%	Fecal		CFU/100 mL	200	283.2	86400	-	2,801.7
5439000	7/30/2001	2.2	2.2	0.2602	0.57	10139	85.9383%	Fecal		CFU/100 mL	200	283.2	86400	-	2,801.7
5439000	9/4/2001	2.2	2.2	0.2602	0.57	10139	85.9383%	Fecal		CFU/100 mL	200	283.2	86400	-	2,801.7
5439000	7/29/2003	2.2	2.2	0.2602	0.57	10139	85.9383%	Fecal		CFU/100 mL	200	283.2	86400	-	2,801.7
5439000	7/3/2005	2.2	2.2	0.2602	0.57	10139	85.9383%	Fecal		CFU/100 mL	200	283.2	86400	-	2,801.7
5439000	11/13/2012	2.2	2.2	0.2602	0.57	10139	85.9383%	Fecal		CFU/100 mL	200	283.2	86400	-	2,801.7
5439000	8/17/2020	2.2	2.2	0.2602	0.57	10139	85.9383%	Fecal		CFU/100 mL	200	283.2	86400	-	2,801.7
5439000	10/3/2001	2.19	2.19	0.2602	0.57	10152	86.0485%	Fecal		CFU/100 mL	200	283.2	86400	-	2,788.9
5439000	3/23/2003	2.19	2.19	0.2602	0.57	10152	86.0485%	Fecal		CFU/100 mL	200	283.2	86400	-	2,788.9
5439000	12/1/2005	2.19	2.19	0.2602	0.57	10152	86.0485%	Fecal		CFU/100 mL	200	283.2	86400	-	2,788.9
5439000	9/4/2013	2.18	2.18	0.2602	0.57	10155	86.0739%	Fecal		CFU/100 mL	200	283.2	86400	-	2,776.2
5439000	8/26/2018	2.18	2.18	0.2602	0.57	10155	86.0739%	Fecal		CFU/100 mL	200	283.2	86400	-	2,776.2
5439000	9/15/2006	2.17	2.17	0.2602	0.56	10157	86.0909%	Fecal		CFU/100 mL	200	283.2	86400	-	2,763.5
5439000	9/11/2010	2.17	2.17	0.2602	0.56	10157	86.0909%	Fecal		CFU/100 mL	200	283.2	86400	-	2,763.5
5439000	8/25/2019	2.17	2.17	0.2602	0.56	10157	86.0909%	Fecal		CFU/100 mL	200	283.2	86400	-	2,763.5
5439000	8/18/2002	2.16	2.16	0.2602	0.56	10160	86.1163%	Fecal		CFU/100 mL	200	283.2	86400	-	2,750.7
5439000	10/7/2002	2.16	2.16	0.2602	0.56	10160	86.1163%	Fecal		CFU/100 mL	200	283.2	86400	-	2,750.7
5439000	4/23/2003	2.16	2.16	0.2602	0.56	10160	86.1163%	Fecal		CFU/100 mL	200	283.2	86400	-	2,750.7
5439000	7/26/2003	2.16	2.16	0.2602	0.56	10160	86.1163%	Fecal		CFU/100 mL	200	283.2	86400	-	2,750.7
5439000	11/16/2013	2.16	2.16	0.2602	0.56	10160	86.1163%	Fecal		CFU/100 mL	200	283.2	86400	-	2,750.7
5439000	9/16/2018	2.16	2.16	0.2602	0.56	10160	86.1163%	Fecal		CFU/100 mL	200	283.2	86400	-	2,750.7
5439000	7/29/2002	2.15	2.15	0.2602	0.56	10166	86.1671%	Fecal		CFU/100 mL	200	283.2	86400	-	2,738.0
5439000	8/30/2020	2.15	2.15	0.2602	0.56	10166	86.1671%	Fecal		CFU/100 mL	200	283.2	86400	-	2,738.0
5439000	10/26/2002	2.14	2.14	0.2602	0.56	10168	86.1841%	Fecal		CFU/100 mL	200	283.2	86400	-	2,725.2
5439000	8/14/2008	2.14	2.14	0.2602	0.56	10168	86.1841%	Fecal		CFU/100 mL	200	283.2	86400	-	2,725.2
5439000	9/16/2016	2.14	2.14	0.2602	0.56	10168	86.1841%	Fecal		CFU/100 mL	200	283.2	86400	-	2,725.2
5439000	11/27/2006	2.13	2.13	0.2602	0.55	10171	86.2095%	Fecal		CFU/100 mL	200	283.2	86400	-	2,712.5
5439000	8/18/2011	2.11	2.11	0.2602	0.55	10172	86.2180%	Fecal		CFU/100 mL	200	283.2	86400	-	2,687.0
5439000	10/23/2015	2.11	2.11	0.2602	0.55	10172	86.2180%	Fecal		CFU/100 mL	200	283.2	86400	-	2,687.0
5439000	9/3/2020	2.11	2.11	0.2602	0.55	10172	86.2180%	Fecal		CFU/100 mL	200	283.2	86400	-	2,687.0
5439000	8/28/2021	2.11	2.11	0.2602	0.55	10172	86.2180%	Fecal		CFU/100 mL	200	283.2	86400	-	2,687.0
5439000	10/2/1991	2.1	2.1	0.2602	0.55	10176	86.2519%	Fecal		CFU/100 mL	200	283.2	86400	-	2,674.3
5439000	9/5/1992	2.1	2.1	0.2602	0.55	10176	86.2519%	Fecal		CFU/100 mL	200	283.2	86400	-	2,674.3
5439000	9/9/1995	2.1	2.1	0.2602	0.55	10176	86.2519%	Fecal		CFU/100 mL	200	283.2	86400	-	2,674.3
5439000	10/16/1995	2.1	2.1	0.2602	0.55	10176	86.2519%	Fecal		CFU/100 mL	200	283.2	86400	-	2,674.3
5439000	10/15/1996	2.1	2.1	0.2602	0.55	10176	86.2519%	Fecal		CFU/100 mL	200	283.2	86400	-	2,674.3
5439000	11/1/1997	2.1	2.1	0.2602	0.55	10176	86.2519%	Fecal		CFU/100 mL	200	283.2	86400	-	2,674.3
5439000	9/19/1998	2.1	2.1	0.2602	0.55	10176	86.2519%	Fecal		CFU/100 mL	200	283.2	86400	-	2,674.3
5439000	9/22/1998	2.1	2.1	0.2602	0.55	10176	86.2519%	Fecal		CFU/100 mL	200	283.2	86400	-	2,674.3
5439000	8/10/1999	2.1	2.1	0.2602	0.55	10176	86.2519%	Fecal		CFU/100 mL	200	283.2	86400	-	2,674.3
5439000	8/28/1999	2.1	2.1	0.2602	0.55	10176	86.2519%	Fecal		CFU/100 mL	200	283.2	86400	-	2,674.3
5439000	8/19/2001	2.1	2.1	0.2602	0.55	10176	86.2519%	Fecal		CFU/100 mL	200	283.2	86400	-	2,674.3
5439000	3/27/2003	2.1	2.1	0.2602	0.55	10176	86.2519%	Fecal		CFU/100 mL	200	283.2	86400	-	2,674.3
5439000	1/6/2004	2.1	2.1	0.2602	0.55	10176	86.2519%	Fecal		CFU/100 mL	200	283.2	86400	-	2,674.3
5439000	1/18/2004	2.1	2.1	0.2602	0.55	10176	86.2519%	Fecal		CFU/100 mL	200	283.2	86400	-	2,674.3
5439000	9/23/2012	2.1	2.1	0.2602	0.55	10176	86.2519%	Fecal		CFU/100 mL	200	283.2	86400	-	2,674.3
5439000	8/9/2013	2.1	2.1	0.2602	0.55	10176	86.2519%	Fecal		CFU/100 mL	200	283.2	86400	-	2,674.3
5439000	7/31/2004	2.09	2.09	0.2602	0.54	10192	86.3875%	Fecal		CFU/100 mL	200	283.2	86400	-	2,661.6
5439000	7/7/2005	2.09	2.09	0.2602	0.54	10192	86.3875%	Fecal		CFU/100 mL	200	283.2	86400	-	2,661.6
5439000	8/16/2016	2.09	2.09	0.2602	0.54	10192	86.3875%	Fecal		CFU/100 mL	200	283.2	86400	-	2,661.6
5439000	1/8/2004	2.08	2.08	0.2602	0.54	10195	86.4130%	Fecal		CFU/100 mL	200	283.2	86400	-	2,648.8
5439000	8/5/2006	2.08	2.08	0.2602	0.54	10195	86.4130%	Fecal		CFU/100 mL	200	283.2	86400	-	2,648.8
5439000	1/20/2014	2.08	2.08	0.2602	0.54	10195	86.4130%	Fecal		CFU/100 mL	200	283.2	86400	-	2,648.8
5439000	10/2/2020	2.07	2.07	0.2602	0.54	10198	86.4384%	Fecal		CFU/100 mL	200	283.2	86400	-	2,636.1
5439000	10/9/2021	2.07	2.07	0.2602	0.54	10198	86.4384%	Fecal		CFU/100 mL	200	283.2	86400	-	2,636.1
5439000	7/12/2012	2.06	2.06	0.2602	0.54	10200	86.4553%	Fecal		CFU/100 mL	200	283.2	86400	-	2,623.4
5439000	9/15/2012	2.06	2.06	0.2602	0.54	10200	86.4553%	Fecal		CFU/100 mL	200	283.2	86400	-	2,623.4
5439000	9/24/2020	2.06	2.06	0.2602	0.54	10200	86.4553%	Fecal		CFU/100 mL	200	283.2	86400	-	2,623.4
5439000	2/6/2006	2.05	2.05	0.2602	0.53	10203	86.4808%	Fecal		CFU/100 mL	200	283.2	86400	-	2,610.6
5439000	11/26/2010	2.05	2.05	0.2602	0.53	10203	86.4808%	Fecal		CFU/100 mL	200	283.2	86400	-	2,610.6
5439000	9/17/2016	2.05	2.05	0.2602	0.53	10203	86.4808%	Fecal		CFU/100 mL	200	283.2	86400	-	2,610.6
5439000	9/2/2017	2.05	2.05	0.2602	0.53	10203	86.4808%	Fecal		CFU/100 mL	200	283.2	86400	-	2,610.6
5439000	11/21/2002	2.04	2.04	0.2602	0.53	10207	86.5147%	Fecal		CFU/100 mL	200	283.2	86400	-	2,597.9
5439000	11/8/2003	2.04	2.04	0.2602	0.53	10207	86.5147%	Fecal		CFU/100 mL	200	283.2	86400	-	2,597.9
5439000	10/4/2021	2.04	2.04	0.2602	0.53	10207	86.5147%	Fecal		CFU/100 mL	200	283.2	86400	-	2,597.9
5439000	9/7/1994	2.03	2.03	0.2602	0.53	10210	86.5401%	Fecal		CFU/100 mL	200	283.2	86400	-	2,585.2
5439000	10/30/2010	2.03	2.03	0.2602	0.53	10210	86.5401%	Fecal		CFU/100 mL	200	283.2	86400	-	2,585.2
5439000	8/19/2020	2.03	2.03	0.2602	0.53	10210	86.5401%	Fecal		CFU/100 mL	200	283.2	86400	-	2,585.2
5439000	9/27/2020	2.03	2.03	0.2602	0.53	10210	86.5401%	Fecal		CFU/100 mL	200	283.2	86400	-	2,585.2
5439000	8/1/1991	2	2	0.2602	0.52	10214	86.5740%	Fecal		CFU/100 mL	200	283.2	86400	-	2,547.0
5439000	8/22/1991	2	2	0.2602	0.52	10214	86.5740%	Fecal		CFU/100 mL	200	283.2	86400	-	2,547.0
5439000	9/2/1991	2	2	0.2602	0.52	10214	86.5740%	Fecal		CFU/100 mL	200	283.2	86400	-	2,547.0
5439000	9/4/1992	2	2	0.2602	0.52	10214	86.5740%	Fecal		CFU/100 mL	200	283.2	86400	-	2,547.0
5439000	2/4/1996	2	2	0.2602	0.52	10214	86.5740%	Fecal		CFU/100 mL	200	283.2	86400	-	2,547.0
5439000	2/5/1996	2	2	0.2602	0.52	10214	86.5740%	Fecal		CFU/100 mL	200	283.2	86400	-	2,547.0
5439000	12/1/1997	2	2	0.2602	0.52	10214	86.5740%	Fecal		CFU/100 mL	200	283.2	86400	-	2,547.0
5439000	10/14/1998	2	2	0.2602	0.52	10214	86.5740%	Fecal		CFU/100 mL	200	283.2	86400	-	2,547.0
5439000	8/7/1999	2	2	0.2602	0.52	10214	86.5740%	Fecal		CFU/100 mL	200	283.2	86400	-	2,547.0
5439000	9/1/2000	2	2	0.2602	0.52	10214	86.5740%	Fecal		CFU/100 mL	200	283.2	86400	-	2,547.0
5439000	9/19/2000	2	2	0.2602	0.52	10214	86.5740%	Fecal		CFU/100 mL	200	283.2	86400	-	2,547.0
5439000	7/23/2001	2	2	0.2602	0.52	10214	86.5740%	Fecal		CFU/100 mL	200	283.2	86400	-	2,547.0
5439000	11/9/2004	2	2	0.2602	0.52	10214	86.5740%	Fecal		CFU/100 mL	200	283.2	86400	-	2,547.0
5439000	9/21/2018	2	2	0.2602	0.52	10214	86.5740%	Fecal		CFU/100 mL	200	283.2	86400	-	2,547.0
5439000	11/20/2002	1.99	1.99	0.2602	0.52	10228	86.6927%	Fecal		CFU/100 mL	200	283.2	86400	-	2,534.2
5439000	8/5/2003	1.99	1.99	0.2602	0.52	10228	86.6927%	Fecal		CFU/100 mL	200	283.2	86400	-	2,534.2
5439000	11/27/2010	1.99	1.99	0.2602	0.52	10228	86.6927%	Fecal		CFU/100 mL	200	283.2	86400	-	2,534.2
5439000	11/15/2003	1.98	1.98	0.2602	0.52	10231	86.7181%	Fecal		CFU/100 mL	200	283.2	86400	-	2,521.5
5439000	10/30/2002	1.97	1.97	0.2602	0.51	10232	86.7266%	Fecal		CFU/100 mL	200	283.2	86400	-	2,508.8
5439000	7/28/2012	1.97	1.97	0.2602	0.51	10232	86.7266%	Fecal		CFU/100 mL	200	283.2	86400	-	2,508.8
5439000	1/21/2014	1.97	1.97	0.2602	0.51	10232	86.7266%	Fecal		CFU/100 mL	200	283.2	86400	-	2,508.8
5439000	8/13/2004	1.96	1.96	0.2602	0.51	10235	86.7520%	Fecal		CFU/100 mL	200	283.2	86400	-	2,496.0
5439000	11/7/2010	1.96	1.96	0.2602	0.51	10235	86.7520%	Fecal		CFU/100 mL	200	283.2	86400	-	2,496.0
5439000	8/28/2015	1.96	1.96	0.2602	0.51	10235	86.7520%	Fecal		CFU/100 mL	200	283.2	86400	-	2,496.0
5439000	9/16/2015	1.96	1.96	0.2602	0.51	10235	86.7520%	Fecal		CFU/100 mL	200	283.2	86400	-	2,496.0
5439000	4/24/2003	1.95	1.95	0.2602	0.51	10239	86.7859%	Fecal		CFU/100 mL	200	283.2	86400	-	2,483.3
5439000	9/17/2006	1.95	1.95	0.2602	0.51	10239	86.7859%	Fecal		CFU/100 mL	200	283.2	86400	-	2,483.3
5439000	9/26/2006	1.95	1.95	0.2602	0.51	10239	86.7859%	Fecal		CFU/100 mL	200	283.2	86400	-	2,483.3
5439000	9/12/2008	1.94	1.94	0.2602	0.50	10242	86.8113%	Fecal		CFU/100 mL	200	283.2	86400	-	2,470.6
5439000	9/2/2011	1.94	1.94	0.2602	0.50	10242	86.8113%	Fecal		CFU/100 mL	200	283.2	86400	-	2,470.6
5439000	10/12/2012	1.94	1.94	0.2602	0.50	10242	86.8113%	Fecal		CFU/100 mL	200	283.2	86400	-	2,470.6
5439000	9/3/2017	1.94	1.94	0.2602	0.50	10242	86.8113%	Fecal		CFU/100 mL	200	283.2	86400	-	2,470.6
5439000	8/8/2004	1.93	1.93	0.2602	0.50	10246	86.8452%	Fecal		CFU/100 mL	200	283.2	86400	-	2,457.8
5439000	7/5/2012	1.93	1.93	0.2602	0.50	10246	86.8452%	Fecal		CFU/100 mL	200	283.2	86400	-	2,457.8
5439000	8/11/2013	1.93	1.93	0.2602	0.50	10246	86.8452%	Fecal		CFU/100 mL	200	283.2	86400	-	2,457.8
5439000	8/30/2002	1.92	1.92	0.2602	0.50	10249	86.8707%	Fecal		CFU/100 mL	200	283.2	86400	-	2,445.1
5439000	11/14/2003	1.92	1.92	0.2602	0.50	10249	86.8707%	Fecal		CFU/100 mL	200	283.2	86400	-	2,445.1

Gage ID	Date	Discharge (CFS)	Gage Discharge (less Surrogate NPDES) (CFS)	Watershed Area Ratio	Calculated flow (CFS)	Rank	Flow Exceedance %	Parameter	Results	Units (mg or micro_gram	Limit/Standard	100mL/CF	sec/day	Actual Load (million colonies/day)	Allowable Load (million colonies/day)
5439000	11/16/2003	1.92	1.92	0.2602	0.50	10249	86.8707%	Fecal		CFU/100 mL	200	283.2	86400	-	2,445.1
5439000	11/16/2005	1.92	1.92	0.2602	0.50	10249	86.8707%	Fecal		CFU/100 mL	200	283.2	86400	-	2,445.1
5439000	9/5/2011	1.91	1.91	0.2602	0.50	10253	86.9046%	Fecal		CFU/100 mL	200	283.2	86400	-	2,432.3
5439000	9/9/1991	1.9	1.9	0.2602	0.49	10254	86.9130%	Fecal		CFU/100 mL	200	283.2	86400	-	2,419.6
5439000	8/25/1992	1.9	1.9	0.2602	0.49	10254	86.9130%	Fecal		CFU/100 mL	200	283.2	86400	-	2,419.6
5439000	8/25/1995	1.9	1.9	0.2602	0.49	10254	86.9130%	Fecal		CFU/100 mL	200	283.2	86400	-	2,419.6
5439000	8/26/1995	1.9	1.9	0.2602	0.49	10254	86.9130%	Fecal		CFU/100 mL	200	283.2	86400	-	2,419.6
5439000	9/23/1995	1.9	1.9	0.2602	0.49	10254	86.9130%	Fecal		CFU/100 mL	200	283.2	86400	-	2,419.6
5439000	10/19/1995	1.9	1.9	0.2602	0.49	10254	86.9130%	Fecal		CFU/100 mL	200	283.2	86400	-	2,419.6
5439000	9/21/1998	1.9	1.9	0.2602	0.49	10254	86.9130%	Fecal		CFU/100 mL	200	283.2	86400	-	2,419.6
5439000	8/3/1999	1.9	1.9	0.2602	0.49	10254	86.9130%	Fecal		CFU/100 mL	200	283.2	86400	-	2,419.6
5439000	9/9/2000	1.9	1.9	0.2602	0.49	10254	86.9130%	Fecal		CFU/100 mL	200	283.2	86400	-	2,419.6
5439000	9/10/2000	1.9	1.9	0.2602	0.49	10254	86.9130%	Fecal		CFU/100 mL	200	283.2	86400	-	2,419.6
5439000	9/18/2000	1.9	1.9	0.2602	0.49	10254	86.9130%	Fecal		CFU/100 mL	200	283.2	86400	-	2,419.6
5439000	1/22/2014	1.9	1.9	0.2602	0.49	10254	86.9130%	Fecal		CFU/100 mL	200	283.2	86400	-	2,419.6
5439000	1/23/2014	1.9	1.9	0.2602	0.49	10254	86.9130%	Fecal		CFU/100 mL	200	283.2	86400	-	2,419.6
5439000	1/24/2014	1.9	1.9	0.2602	0.49	10254	86.9130%	Fecal		CFU/100 mL	200	283.2	86400	-	2,419.6
5439000	8/29/2021	1.9	1.9	0.2602	0.49	10254	86.9130%	Fecal		CFU/100 mL	200	283.2	86400	-	2,419.6
5439000	11/3/2002	1.89	1.89	0.2602	0.49	10269	87.0402%	Fecal		CFU/100 mL	200	283.2	86400	-	2,406.9
5439000	9/21/2010	1.89	1.89	0.2602	0.49	10269	87.0402%	Fecal		CFU/100 mL	200	283.2	86400	-	2,406.9
5439000	12/9/2012	1.89	1.89	0.2602	0.49	10269	87.0402%	Fecal		CFU/100 mL	200	283.2	86400	-	2,406.9
5439000	11/19/2002	1.88	1.88	0.2602	0.49	10272	87.0656%	Fecal		CFU/100 mL	200	283.2	86400	-	2,394.1
5439000	12/17/2002	1.88	1.88	0.2602	0.49	10272	87.0656%	Fecal		CFU/100 mL	200	283.2	86400	-	2,394.1
5439000	9/10/2006	1.88	1.88	0.2602	0.49	10272	87.0656%	Fecal		CFU/100 mL	200	283.2	86400	-	2,394.1
5439000	10/31/2010	1.88	1.88	0.2602	0.49	10272	87.0656%	Fecal		CFU/100 mL	200	283.2	86400	-	2,394.1
5439000	11/1/2010	1.88	1.88	0.2602	0.49	10272	87.0656%	Fecal		CFU/100 mL	200	283.2	86400	-	2,394.1
5439000	11/12/2010	1.88	1.88	0.2602	0.49	10272	87.0656%	Fecal		CFU/100 mL	200	283.2	86400	-	2,394.1
5439000	1/25/2014	1.88	1.88	0.2602	0.49	10272	87.0656%	Fecal		CFU/100 mL	200	283.2	86400	-	2,394.1
5439000	11/16/2010	1.87	1.87	0.2602	0.49	10279	87.1249%	Fecal		CFU/100 mL	200	283.2	86400	-	2,381.4
5439000	9/24/2014	1.87	1.87	0.2602	0.49	10279	87.1249%	Fecal		CFU/100 mL	200	283.2	86400	-	2,381.4
5439000	10/4/2015	1.87	1.87	0.2602	0.49	10279	87.1249%	Fecal		CFU/100 mL	200	283.2	86400	-	2,381.4
5439000	8/6/2003	1.86	1.86	0.2602	0.48	10282	87.1504%	Fecal		CFU/100 mL	200	283.2	86400	-	2,368.7
5439000	12/25/2010	1.85	1.85	0.2602	0.48	10283	87.1588%	Fecal		CFU/100 mL	200	283.2	86400	-	2,355.9
5439000	2/17/2014	1.85	1.85	0.2602	0.48	10283	87.1588%	Fecal		CFU/100 mL	200	283.2	86400	-	2,355.9
5439000	1/7/2004	1.84	1.84	0.2602	0.48	10285	87.1758%	Fecal		CFU/100 mL	200	283.2	86400	-	2,343.2
5439000	11/15/2010	1.84	1.84	0.2602	0.48	10285	87.1758%	Fecal		CFU/100 mL	200	283.2	86400	-	2,343.2
5439000	8/27/2015	1.84	1.84	0.2602	0.48	10285	87.1758%	Fecal		CFU/100 mL	200	283.2	86400	-	2,343.2
5439000	9/30/2020	1.84	1.84	0.2602	0.48	10285	87.1758%	Fecal		CFU/100 mL	200	283.2	86400	-	2,343.2
5439000	7/27/2003	1.83	1.83	0.2602	0.48	10289	87.2097%	Fecal		CFU/100 mL	200	283.2	86400	-	2,330.5
5439000	8/22/2005	1.83	1.83	0.2602	0.48	10289	87.2097%	Fecal		CFU/100 mL	200	283.2	86400	-	2,330.5
5439000	11/17/2010	1.83	1.83	0.2602	0.48	10289	87.2097%	Fecal		CFU/100 mL	200	283.2	86400	-	2,330.5
5439000	10/5/2015	1.83	1.83	0.2602	0.48	10289	87.2097%	Fecal		CFU/100 mL	200	283.2	86400	-	2,330.5
5439000	8/8/1994	1.82	1.82	0.2602	0.47	10293	87.2436%	Fecal		CFU/100 mL	200	283.2	86400	-	2,317.7
5439000	9/21/2002	1.82	1.82	0.2602	0.47	10293	87.2436%	Fecal		CFU/100 mL	200	283.2	86400	-	2,317.7
5439000	8/1/2004	1.82	1.82	0.2602	0.47	10293	87.2436%	Fecal		CFU/100 mL	200	283.2	86400	-	2,317.7
5439000	9/12/2010	1.82	1.82	0.2602	0.47	10293	87.2436%	Fecal		CFU/100 mL	200	283.2	86400	-	2,317.7
5439000	11/28/2010	1.82	1.82	0.2602	0.47	10293	87.2436%	Fecal		CFU/100 mL	200	283.2	86400	-	2,317.7
5439000	1/26/2014	1.82	1.82	0.2602	0.47	10293	87.2436%	Fecal		CFU/100 mL	200	283.2	86400	-	2,317.7
5439000	8/23/2018	1.82	1.82	0.2602	0.47	10293	87.2436%	Fecal		CFU/100 mL	200	283.2	86400	-	2,317.7
5439000	7/22/2005	1.81	1.81	0.2602	0.47	10300	87.3029%	Fecal		CFU/100 mL	200	283.2	86400	-	2,305.0
5439000	11/27/2013	1.81	1.81	0.2602	0.47	10300	87.3029%	Fecal		CFU/100 mL	200	283.2	86400	-	2,305.0
5439000	10/3/2015	1.81	1.81	0.2602	0.47	10300	87.3029%	Fecal		CFU/100 mL	200	283.2	86400	-	2,305.0
5439000	8/17/1992	1.8	1.8	0.2602	0.47	10303	87.3284%	Fecal		CFU/100 mL	200	283.2	86400	-	2,292.3
5439000	1/2/1998	1.8	1.8	0.2602	0.47	10303	87.3284%	Fecal		CFU/100 mL	200	283.2	86400	-	2,292.3
5439000	8/16/1998	1.8	1.8	0.2602	0.47	10303	87.3284%	Fecal		CFU/100 mL	200	283.2	86400	-	2,292.3
5439000	9/20/1998	1.8	1.8	0.2602	0.47	10303	87.3284%	Fecal		CFU/100 mL	200	283.2	86400	-	2,292.3
5439000	9/2/2000	1.8	1.8	0.2602	0.47	10303	87.3284%	Fecal		CFU/100 mL	200	283.2	86400	-	2,292.3
5439000	9/6/2000	1.8	1.8	0.2602	0.47	10303	87.3284%	Fecal		CFU/100 mL	200	283.2	86400	-	2,292.3
5439000	11/22/2002	1.8	1.8	0.2602	0.47	10303	87.3284%	Fecal		CFU/100 mL	200	283.2	86400	-	2,292.3
5439000	10/21/2021	1.8	1.8	0.2602	0.47	10303	87.3284%	Fecal		CFU/100 mL	200	283.2	86400	-	2,292.3
5439000	10/9/2002	1.79	1.79	0.2602	0.47	10311	87.3962%	Fecal		CFU/100 mL	200	283.2	86400	-	2,279.5
5439000	11/5/2010	1.79	1.79	0.2602	0.47	10311	87.3962%	Fecal		CFU/100 mL	200	283.2	86400	-	2,279.5
5439000	2/10/2014	1.79	1.79	0.2602	0.47	10311	87.3962%	Fecal		CFU/100 mL	200	283.2	86400	-	2,279.5
5439000	2/15/2014	1.79	1.79	0.2602	0.47	10311	87.3962%	Fecal		CFU/100 mL	200	283.2	86400	-	2,279.5
5439000	2/16/2014	1.79	1.79	0.2602	0.47	10311	87.3962%	Fecal		CFU/100 mL	200	283.2	86400	-	2,279.5
5439000	9/4/2017	1.79	1.79	0.2602	0.47	10311	87.3962%	Fecal		CFU/100 mL	200	283.2	86400	-	2,279.5
5439000	9/22/2018	1.79	1.79	0.2602	0.47	10311	87.3962%	Fecal		CFU/100 mL	200	283.2	86400	-	2,279.5
5439000	7/21/2002	1.78	1.78	0.2602	0.46	10318	87.4555%	Fecal		CFU/100 mL	200	283.2	86400	-	2,266.8
5439000	10/29/2002	1.78	1.78	0.2602	0.46	10318	87.4555%	Fecal		CFU/100 mL	200	283.2	86400	-	2,266.8
5439000	1/5/2006	1.78	1.78	0.2602	0.46	10318	87.4555%	Fecal		CFU/100 mL	200	283.2	86400	-	2,266.8
5439000	9/25/2010	1.78	1.78	0.2602	0.46	10318	87.4555%	Fecal		CFU/100 mL	200	283.2	86400	-	2,266.8
5439000	1/26/2013	1.78	1.78	0.2602	0.46	10318	87.4555%	Fecal		CFU/100 mL	200	283.2	86400	-	2,266.8
5439000	2/9/2014	1.78	1.78	0.2602	0.46	10318	87.4555%	Fecal		CFU/100 mL	200	283.2	86400	-	2,266.8
5439000	2/11/2014	1.78	1.78	0.2602	0.46	10318	87.4555%	Fecal		CFU/100 mL	200	283.2	86400	-	2,266.8
5439000	2/12/2014	1.78	1.78	0.2602	0.46	10318	87.4555%	Fecal		CFU/100 mL	200	283.2	86400	-	2,266.8
5439000	2/13/2014	1.78	1.78	0.2602	0.46	10318	87.4555%	Fecal		CFU/100 mL	200	283.2	86400	-	2,266.8
5439000	2/14/2014	1.78	1.78	0.2602	0.46	10318	87.4555%	Fecal		CFU/100 mL	200	283.2	86400	-	2,266.8
5439000	9/25/2020	1.78	1.78	0.2602	0.46	10318	87.4555%	Fecal		CFU/100 mL	200	283.2	86400	-	2,266.8
5439000	9/27/2003	1.77	1.77	0.2602	0.46	10329	87.5487%	Fecal		CFU/100 mL	200	283.2	86400	-	2,254.1
5439000	2/8/2006	1.77	1.77	0.2602	0.46	10329	87.5487%	Fecal		CFU/100 mL	200	283.2	86400	-	2,254.1
5439000	7/28/2006	1.77	1.77	0.2602	0.46	10329	87.5487%	Fecal		CFU/100 mL	200	283.2	86400	-	2,254.1
5439000	12/15/2010	1.77	1.77	0.2602	0.46	10329	87.5487%	Fecal		CFU/100 mL	200	283.2	86400	-	2,254.1
5439000	8/9/2004	1.76	1.76	0.2602	0.46	10333	87.5826%	Fecal		CFU/100 mL	200	283.2	86400	-	2,241.3
5439000	8/17/2004	1.76	1.76	0.2602	0.46	10333	87.5826%	Fecal		CFU/100 mL	200	283.2	86400	-	2,241.3
5439000	3/7/2006	1.76	1.76	0.2602	0.46	10333	87.5826%	Fecal		CFU/100 mL	200	283.2	86400	-	2,241.3
5439000	9/23/2010	1.76	1.76	0.2602	0.46	10333	87.5826%	Fecal		CFU/100 mL	200	283.2	86400	-	2,241.3
5439000	1/27/2014	1.76	1.76	0.2602	0.46	10333	87.5826%	Fecal		CFU/100 mL	200	283.2	86400	-	2,241.3
5439000	1/28/2014	1.76	1.76	0.2602	0.46	10333	87.5826%	Fecal		CFU/100 mL	200	283.2	86400	-	2,241.3
5439000	1/29/2014	1.76	1.76	0.2602	0.46	10333	87.5826%	Fecal		CFU/100 mL	200	283.2	86400	-	2,241.3
5439000	1/30/2014	1.76	1.76	0.2602	0.46	10333	87.5826%	Fecal		CFU/100 mL	200	283.2	86400	-	2,241.3
5439000	1/31/2014	1.76	1.76	0.2602	0.46	10333	87.5826%	Fecal		CFU/100 mL	200	283.2	86400	-	2,241.3
5439000	2/1/2014	1.76	1.76	0.2602	0.46	10333	87.5826%	Fecal		CFU/100 mL	200	283.2	86400	-	2,241.3
5439000	2/2/2014	1.76	1.76	0.2602	0.46	10333	87.5826%	Fecal		CFU/100 mL	200	283.2	86400	-	2,241.3
5439000	2/3/2014	1.76	1.76	0.2602	0.46	10333	87.5826%	Fecal		CFU/100 mL	200	283.2	86400	-	2,241.3
5439000	2/4/2014	1.76	1.76	0.2602	0.46	10333	87.5826%	Fecal		CFU/100 mL	200	283.2	86400	-	2,241.3
5439000	2/5/2014	1.76	1.76	0.2602	0.46	10333	87.5826%	Fecal		CFU/100 mL	200	283.2	86400	-	2,241.3
5439000	2/6/2014	1.76	1.76	0.2602	0.46	10333	87.5826%	Fecal		CFU/100 mL	200	283.2	86400	-	2,241.3
5439000	2/7/2014	1.76	1.76	0.2602	0.46	10333	87.5826%	Fecal		CFU/100 mL	200	283.2	86400	-	2,241.3
5439000	2/8/2014	1.76	1.76	0.2602	0.46	10333	87.5826%	Fecal		CFU/100 mL	200	283.2	86400	-	2,241.3
5439000	7/23/2012	1.75	1.75	0.2602	0.46	10350	87.7267%	Fecal		CFU/100 mL	200	283.2	86400	-	2,228.6
5439000	8/18/2020	1.75	1.75	0.2602	0.46	10350	87.7267%	Fecal		CFU/100 mL	200	283.2	86400	-	2,228.6
5439000	11/4/2002	1.74	1.74	0.2602	0.45	10352	87.7437%	Fecal		CFU/100 mL	200	283.2	86400	-	2,215.9
5439000	11/22/2004	1.74	1.74	0.2602	0.45	10352	87.7437%	Fecal		CFU/100 mL	200	283.2	86400	-	2,215.9
5439000	10/3/2002	1.73	1.73	0.2602	0.45	10354	87.7606%	Fecal		CFU/100 mL	200	283.2	86400	-	2,203.1
5439000	2/19/2004	1.73	1.73	0.2602	0.45	10354	87.7606%	Fecal		CFU/100 mL	200	283.2	86400	-	2,203.1
5439000	11/11/2010	1.73	1.73	0.2602	0.45	10354	87.7606%	Fecal		CFU/100 mL	200	283.2	86400	-	2,203.1
5439000	11/18/2010	1.73	1.73	0.2602	0.45	10354	87.7606%	Fecal		CFU/100 mL	200	283.2	86400	-	2,203.1
5439000	9/7/2006	1.72	1.72	0.2602	0.45	10358	87.7945%	Fecal		CFU/100 mL	200	283.2	86400	-	2,190.4
5439000	10/8/2015	1.72	1.72	0.2602	0.45	10358	87.7945%	Fecal		CFU/100 mL	200	283.2	86400	-	2,190.4
5439000	9/27/2018	1.72	1.72	0.2602	0.45	10358	87.7945%	Fecal		CFU/100 mL	200	283.2	86400	-	2,190.4
5439000	7/28/2002	1.71	1.71	0.2602	0.44	10361	87.8200%	Fecal		CFU/100 mL	200	283.2	86400	-	2,177.7
5439000	11/2/2002	1.71	1.71	0.2602	0.44	10361	87.8200%	Fecal		CFU/100 mL	200	283.2	86400	-	2,177.7
5439000	7/30/2003	1.71	1.71	0.2602	0.44	10361	87.8200%	Fecal		CFU/100 mL	200	283.2	86400	-	2,177.7
5439000	11/6/2005	1.71	1.71	0.2602	0.44	10361	87.8200%	Fecal		CFU/100 mL	200	283.2	86400	-	2,177.7
5439000	8/15/2008	1.71	1.71	0.2602	0.44	10361	87.8200%	Fecal		CFU/100 mL	200	283.2	86400	-	2,177.7
5439000	8/20/2020	1.71	1.71	0.2602	0.44	10361	87.8200%	Fecal		CFU/100 mL	200	283.2	86400	-	2,177.7
5439000	8/30/2021	1.71	1.71	0.2602	0.44	10361	87.8200%	Fecal		CFU/100 mL	200	283.2	86400	-	2,177.7
5439000	10/19/2021	1.71	1.71	0.2602	0.44	10361	87.8200%	Fecal		CFU/100 mL	200	283.2	86400	-	2,177.7
5439000	8/12/1995	1.7	1.7	0.2602	0.44	10369	87.8878%	Fecal		CFU/100 mL	200	283.2	86400	-	2,164.9
5439000	8/13/1995	1.7	1.7	0.2602	0.44	10369	87.8878%	Fecal		CFU/100 mL	200	283.2	86400	-	2,164.9
5439000	8/21/1997	1.7	1.7	0.2602	0.44	10369	87.8878%	Fecal		CFU/100 mL	200	283.2	86400	-	2,164.9
5439000	12/26/1997	1.7	1.7	0.2602	0.44	10369	87.8878%	Fecal		CFU/100 mL	200	283.2	86400	-	2,164.9
5439000	8/15/1998	1.7	1.7	0.2602	0.44	10369	87.8878%	Fecal		CFU/100 mL	200	283.2	86400	-	2,164.9
5439000	9/10/1998	1.7	1.7	0.2602	0.44	10369	87.8878%	Fecal		CFU/100 mL	200	283.2	86400	-	2,164.9
5439000	8/13/1999	1.7	1.7	0.2602	0.44	10369	87.8878%	Fecal		CFU/100 mL	200	283.2	86400	-	2,164.9

Gage ID	Date	Discharge (CFS)	Gage Discharge (less Surrogate NPDES) (CFS)	Watershed Area Ratio	Calculated flow (CFS)	Rank	Flow Exceedance %	Parameter	Results	Units (mg or micro_gram	Limit/Standard	100mL/CF	sec/day	Actual Load (million colonies/day)	Allowable Load (million colonies/day)
5439000	9/8/2000	1.7	1.7	0.2602	0.44	10369	87.8878%	Fecal		CFU/100 mL	200	283.2	86400	-	2,164.9
5439000	7/25/2001	1.7	1.7	0.2602	0.44	10369	87.8878%	Fecal		CFU/100 mL	200	283.2	86400	-	2,164.9
5439000	11/1/2002	1.7	1.7	0.2602	0.44	10369	87.8878%	Fecal		CFU/100 mL	200	283.2	86400	-	2,164.9
5439000	4/25/2003	1.7	1.7	0.2602	0.44	10369	87.8878%	Fecal		CFU/100 mL	200	283.2	86400	-	2,164.9
5439000	1/19/2004	1.7	1.7	0.2602	0.44	10369	87.8878%	Fecal		CFU/100 mL	200	283.2	86400	-	2,164.9
5439000	10/7/2015	1.7	1.7	0.2602	0.44	10369	87.8878%	Fecal		CFU/100 mL	200	283.2	86400	-	2,164.9
5439000	10/19/2002	1.69	1.69	0.2602	0.44	10382	87.9980%	Fecal		CFU/100 mL	200	283.2	86400	-	2,152.2
5439000	1/1/2006	1.69	1.69	0.2602	0.44	10382	87.9980%	Fecal		CFU/100 mL	200	283.2	86400	-	2,152.2
5439000	11/19/2010	1.69	1.69	0.2602	0.44	10382	87.9980%	Fecal		CFU/100 mL	200	283.2	86400	-	2,152.2
5439000	9/24/2012	1.69	1.69	0.2602	0.44	10382	87.9980%	Fecal		CFU/100 mL	200	283.2	86400	-	2,152.2
5439000	10/6/2015	1.69	1.69	0.2602	0.44	10382	87.9980%	Fecal		CFU/100 mL	200	283.2	86400	-	2,152.2
5439000	9/18/2002	1.68	1.68	0.2602	0.44	10387	88.0403%	Fecal		CFU/100 mL	200	283.2	86400	-	2,139.4
5439000	11/25/2003	1.68	1.68	0.2602	0.44	10387	88.0403%	Fecal		CFU/100 mL	200	283.2	86400	-	2,139.4
5439000	9/18/2016	1.68	1.68	0.2602	0.44	10387	88.0403%	Fecal		CFU/100 mL	200	283.2	86400	-	2,139.4
5439000	11/9/2003	1.67	1.67	0.2602	0.43	10390	88.0658%	Fecal		CFU/100 mL	200	283.2	86400	-	2,126.7
5439000	9/5/2002	1.66	1.66	0.2602	0.43	10391	88.0742%	Fecal		CFU/100 mL	200	283.2	86400	-	2,114.0
5439000	10/20/2002	1.66	1.66	0.2602	0.43	10391	88.0742%	Fecal		CFU/100 mL	200	283.2	86400	-	2,114.0
5439000	12/2/2003	1.66	1.66	0.2602	0.43	10391	88.0742%	Fecal		CFU/100 mL	200	283.2	86400	-	2,114.0
5439000	12/4/2013	1.66	1.66	0.2602	0.43	10391	88.0742%	Fecal		CFU/100 mL	200	283.2	86400	-	2,114.0
5439000	8/17/2016	1.66	1.66	0.2602	0.43	10391	88.0742%	Fecal		CFU/100 mL	200	283.2	86400	-	2,114.0
5439000	10/25/2003	1.65	1.65	0.2602	0.43	10396	88.1166%	Fecal		CFU/100 mL	200	283.2	86400	-	2,101.2
5439000	11/3/2010	1.65	1.65	0.2602	0.43	10396	88.1166%	Fecal		CFU/100 mL	200	283.2	86400	-	2,101.2
5439000	10/31/2002	1.64	1.64	0.2602	0.43	10398	88.1336%	Fecal		CFU/100 mL	200	283.2	86400	-	2,088.5
5439000	2/7/2006	1.64	1.64	0.2602	0.43	10398	88.1336%	Fecal		CFU/100 mL	200	283.2	86400	-	2,088.5
5439000	10/12/2006	1.64	1.64	0.2602	0.43	10398	88.1336%	Fecal		CFU/100 mL	200	283.2	86400	-	2,088.5
5439000	9/19/2010	1.64	1.64	0.2602	0.43	10398	88.1336%	Fecal		CFU/100 mL	200	283.2	86400	-	2,088.5
5439000	11/11/2012	1.63	1.63	0.2602	0.42	10402	88.1675%	Fecal		CFU/100 mL	200	283.2	86400	-	2,075.8
5439000	9/11/2008	1.62	1.62	0.2602	0.42	10403	88.1760%	Fecal		CFU/100 mL	200	283.2	86400	-	2,063.0
5439000	1/17/2013	1.62	1.62	0.2602	0.42	10403	88.1760%	Fecal		CFU/100 mL	200	283.2	86400	-	2,063.0
5439000	10/2/2021	1.61	1.61	0.2602	0.42	10405	88.1929%	Fecal		CFU/100 mL	200	283.2	86400	-	2,050.3
5439000	10/20/1997	1.6	1.6	0.2602	0.42	10406	88.2014%	Fecal		CFU/100 mL	200	283.2	86400	-	2,037.6
5439000	8/14/1998	1.6	1.6	0.2602	0.42	10406	88.2014%	Fecal		CFU/100 mL	200	283.2	86400	-	2,037.6
5439000	8/19/1998	1.6	1.6	0.2602	0.42	10406	88.2014%	Fecal		CFU/100 mL	200	283.2	86400	-	2,037.6
5439000	8/20/1998	1.6	1.6	0.2602	0.42	10406	88.2014%	Fecal		CFU/100 mL	200	283.2	86400	-	2,037.6
5439000	9/2/1998	1.6	1.6	0.2602	0.42	10406	88.2014%	Fecal		CFU/100 mL	200	283.2	86400	-	2,037.6
5439000	9/5/1998	1.6	1.6	0.2602	0.42	10406	88.2014%	Fecal		CFU/100 mL	200	283.2	86400	-	2,037.6
5439000	9/27/1998	1.6	1.6	0.2602	0.42	10406	88.2014%	Fecal		CFU/100 mL	200	283.2	86400	-	2,037.6
5439000	8/8/1999	1.6	1.6	0.2602	0.42	10406	88.2014%	Fecal		CFU/100 mL	200	283.2	86400	-	2,037.6
5439000	8/29/1999	1.6	1.6	0.2602	0.42	10406	88.2014%	Fecal		CFU/100 mL	200	283.2	86400	-	2,037.6
5439000	9/8/2001	1.6	1.6	0.2602	0.42	10406	88.2014%	Fecal		CFU/100 mL	200	283.2	86400	-	2,037.6
5439000	12/21/2002	1.6	1.6	0.2602	0.42	10406	88.2014%	Fecal		CFU/100 mL	200	283.2	86400	-	2,037.6
5439000	9/20/2010	1.6	1.6	0.2602	0.42	10406	88.2014%	Fecal		CFU/100 mL	200	283.2	86400	-	2,037.6
5439000	10/3/2020	1.6	1.6	0.2602	0.42	10406	88.2014%	Fecal		CFU/100 mL	200	283.2	86400	-	2,037.6
5439000	9/2/2002	1.59	1.59	0.2602	0.41	10419	88.3116%	Fecal		CFU/100 mL	200	283.2	86400	-	2,024.8
5439000	3/24/2003	1.59	1.59	0.2602	0.41	10419	88.3116%	Fecal		CFU/100 mL	200	283.2	86400	-	2,024.8
5439000	11/23/2004	1.59	1.59	0.2602	0.41	10419	88.3116%	Fecal		CFU/100 mL	200	283.2	86400	-	2,024.8
5439000	10/5/2006	1.59	1.59	0.2602	0.41	10419	88.3116%	Fecal		CFU/100 mL	200	283.2	86400	-	2,024.8
5439000	12/5/2013	1.59	1.59	0.2602	0.41	10419	88.3116%	Fecal		CFU/100 mL	200	283.2	86400	-	2,024.8
5439000	11/10/2004	1.58	1.58	0.2602	0.41	10424	88.3540%	Fecal		CFU/100 mL	200	283.2	86400	-	2,012.1
5439000	2/9/2006	1.58	1.58	0.2602	0.41	10424	88.3540%	Fecal		CFU/100 mL	200	283.2	86400	-	2,012.1
5439000	11/2/2010	1.58	1.58	0.2602	0.41	10424	88.3540%	Fecal		CFU/100 mL	200	283.2	86400	-	2,012.1
5439000	10/3/2013	1.58	1.58	0.2602	0.41	10424	88.3540%	Fecal		CFU/100 mL	200	283.2	86400	-	2,012.1
5439000	10/27/2002	1.57	1.57	0.2602	0.41	10428	88.3879%	Fecal		CFU/100 mL	200	283.2	86400	-	1,999.4
5439000	8/30/2004	1.57	1.57	0.2602	0.41	10428	88.3879%	Fecal		CFU/100 mL	200	283.2	86400	-	1,999.4
5439000	11/15/2013	1.57	1.57	0.2602	0.41	10428	88.3879%	Fecal		CFU/100 mL	200	283.2	86400	-	1,999.4
5439000	10/21/2002	1.56	1.56	0.2602	0.41	10431	88.4133%	Fecal		CFU/100 mL	200	283.2	86400	-	1,986.6
5439000	12/10/2012	1.56	1.56	0.2602	0.41	10431	88.4133%	Fecal		CFU/100 mL	200	283.2	86400	-	1,986.6
5439000	10/22/2002	1.55	1.55	0.2602	0.40	10433	88.4302%	Fecal		CFU/100 mL	200	283.2	86400	-	1,973.9
5439000	9/16/2006	1.55	1.55	0.2602	0.40	10433	88.4302%	Fecal		CFU/100 mL	200	283.2	86400	-	1,973.9
5439000	9/5/2020	1.55	1.55	0.2602	0.40	10433	88.4302%	Fecal		CFU/100 mL	200	283.2	86400	-	1,973.9
5439000	9/22/2021	1.55	1.55	0.2602	0.40	10433	88.4302%	Fecal		CFU/100 mL	200	283.2	86400	-	1,973.9
5439000	9/12/1994	1.54	1.54	0.2602	0.40	10437	88.4641%	Fecal		CFU/100 mL	200	283.2	86400	-	1,961.2
5439000	7/30/2002	1.54	1.54	0.2602	0.40	10437	88.4641%	Fecal		CFU/100 mL	200	283.2	86400	-	1,961.2
5439000	9/10/2012	1.54	1.54	0.2602	0.40	10437	88.4641%	Fecal		CFU/100 mL	200	283.2	86400	-	1,961.2
5439000	10/29/2012	1.54	1.54	0.2602	0.40	10437	88.4641%	Fecal		CFU/100 mL	200	283.2	86400	-	1,961.2
5439000	12/17/2012	1.53	1.53	0.2602	0.40	10441	88.4981%	Fecal		CFU/100 mL	200	283.2	86400	-	1,948.4
5439000	11/10/2003	1.52	1.52	0.2602	0.40	10442	88.5065%	Fecal		CFU/100 mL	200	283.2	86400	-	1,935.7
5439000	8/21/2008	1.52	1.52	0.2602	0.40	10442	88.5065%	Fecal		CFU/100 mL	200	283.2	86400	-	1,935.7
5439000	9/8/1994	1.51	1.51	0.2602	0.39	10444	88.5235%	Fecal		CFU/100 mL	200	283.2	86400	-	1,923.0
5439000	8/31/2002	1.51	1.51	0.2602	0.39	10444	88.5235%	Fecal		CFU/100 mL	200	283.2	86400	-	1,923.0
5439000	9/1/2002	1.51	1.51	0.2602	0.39	10444	88.5235%	Fecal		CFU/100 mL	200	283.2	86400	-	1,923.0
5439000	10/5/2020	1.51	1.51	0.2602	0.39	10444	88.5235%	Fecal		CFU/100 mL	200	283.2	86400	-	1,923.0
5439000	9/16/1997	1.5	1.5	0.2602	0.39	10448	88.5574%	Fecal		CFU/100 mL	200	283.2	86400	-	1,910.2
5439000	9/26/1998	1.5	1.5	0.2602	0.39	10448	88.5574%	Fecal		CFU/100 mL	200	283.2	86400	-	1,910.2
5439000	8/9/1999	1.5	1.5	0.2602	0.39	10448	88.5574%	Fecal		CFU/100 mL	200	283.2	86400	-	1,910.2
5439000	8/3/2001	1.5	1.5	0.2602	0.39	10448	88.5574%	Fecal		CFU/100 mL	200	283.2	86400	-	1,910.2
5439000	11/18/2002	1.5	1.5	0.2602	0.39	10448	88.5574%	Fecal		CFU/100 mL	200	283.2	86400	-	1,910.2
5439000	1/20/2004	1.5	1.5	0.2602	0.39	10448	88.5574%	Fecal		CFU/100 mL	200	283.2	86400	-	1,910.2
5439000	2/18/2004	1.5	1.5	0.2602	0.39	10448	88.5574%	Fecal		CFU/100 mL	200	283.2	86400	-	1,910.2
5439000	11/10/2010	1.5	1.5	0.2602	0.39	10448	88.5574%	Fecal		CFU/100 mL	200	283.2	86400	-	1,910.2
5439000	10/1/2020	1.5	1.5	0.2602	0.39	10448	88.5574%	Fecal		CFU/100 mL	200	283.2	86400	-	1,910.2
5439000	11/26/2003	1.49	1.49	0.2602	0.39	10457	88.6337%	Fecal		CFU/100 mL	200	283.2	86400	-	1,897.5
5439000	8/18/2012	1.49	1.49	0.2602	0.39	10457	88.6337%	Fecal		CFU/100 mL	200	283.2	86400	-	1,897.5
5439000	10/21/2015	1.49	1.49	0.2602	0.39	10457	88.6337%	Fecal		CFU/100 mL	200	283.2	86400	-	1,897.5
5439000	10/28/2002	1.48	1.48	0.2602	0.39	10460	88.6591%	Fecal		CFU/100 mL	200	283.2	86400	-	1,884.8
5439000	12/7/2003	1.48	1.48	0.2602	0.39	10460	88.6591%	Fecal		CFU/100 mL	200	283.2	86400	-	1,884.8
5439000	8/2/2004	1.48	1.48	0.2602	0.39	10460	88.6591%	Fecal		CFU/100 mL	200	283.2	86400	-	1,884.8
5439000	8/26/2004	1.48	1.48	0.2602	0.39	10460	88.6591%	Fecal		CFU/100 mL	200	283.2	86400	-	1,884.8
5439000	9/5/2004	1.48	1.48	0.2602	0.39	10460	88.6591%	Fecal		CFU/100 mL	200	283.2	86400	-	1,884.8
5439000	11/18/2004	1.47	1.47	0.2602	0.38	10465	88.7015%	Fecal		CFU/100 mL	200	283.2	86400	-	1,872.0
5439000	11/20/2010	1.47	1.47	0.2602	0.38	10465	88.7015%	Fecal		CFU/100 mL	200	283.2	86400	-	1,872.0
5439000	9/4/2020	1.46	1.46	0.2602	0.38	10467	88.7184%	Fecal		CFU/100 mL	200	283.2	86400	-	1,859.3
5439000	10/20/2021	1.46	1.46	0.2602	0.38	10467	88.7184%	Fecal		CFU/100 mL	200	283.2	86400	-	1,859.3
5439000	8/9/1994	1.45	1.45	0.2602	0.38	10469	88.7354%	Fecal		CFU/100 mL	200	283.2	86400	-	1,846.5
5439000	8/24/2004	1.45	1.45	0.2602	0.38	10469	88.7354%	Fecal		CFU/100 mL	200	283.2	86400	-	1,846.5
5439000	8/21/2020	1.45	1.45	0.2602	0.38	10469	88.7354%	Fecal		CFU/100 mL	200	283.2	86400	-	1,846.5
5439000	10/18/2002	1.44	1.44	0.2602	0.37	10472	88.7608%	Fecal		CFU/100 mL	200	283.2	86400	-	1,833.8
5439000	11/13/2003	1.44	1.44	0.2602	0.37	10472	88.7608%	Fecal		CFU/100 mL	200	283.2	86400	-	1,833.8
5439000	8/10/2004	1.44	1.44	0.2602	0.37	10472	88.7608%	Fecal		CFU/100 mL	200	283.2	86400	-	1,833.8
5439000	9/7/2008	1.44	1.44	0.2602	0.37	10472	88.7608%	Fecal		CFU/100 mL	200	283.2	86400	-	1,833.8
5439000	11/8/2010	1.44	1.44	0.2602	0.37	10472	88.7608%	Fecal		CFU/100 mL	200	283.2	86400	-	1,833.8
5439000	11/21/2010	1.44	1.44	0.2602	0.37	10472	88.7608%	Fecal		CFU/100 mL	200	283.2	86400	-	1,833.8
5439000	9/20/2011	1.44	1.44	0.2602	0.37	10472	88.7608%	Fecal		CFU/100 mL	200	283.2	86400	-	1,833.8
5439000	9/22/1994	1.43	1.43	0.2602	0.37	10479	88.8201%	Fecal		CFU/100 mL	200	283.2	86400	-	1,821.1
5439000	10/15/2002	1.43	1.43	0.2602	0.37	10479	88.8201%	Fecal		CFU/100 mL	200	283.2	86400	-	1,821.1
5439000	7/29/2012	1.43	1.43	0.2602	0.37	10479	88.8201%	Fecal		CFU/100 mL	200	283.2	86400	-	1,821.1
5439000	9/17/2018	1.43	1.43	0.2602	0.37	10479	88.8201%	Fecal		CFU/100 mL	200	283.2	86400	-	1,821.1
5439000	10/26/2003	1.42	1.42	0.2602	0.37	10483	88.8540%	Fecal		CFU/100 mL	200	283.2	86400	-	1,808.3
5439000	12/3/2003	1.41	1.41	0.2602	0.37	10484	88.8625%	Fecal		CFU/100 mL	200	283.2	86400	-	1,795.6
5439000	7/8/2005	1.41	1.41	0.2602	0.37	10484	88.8625%	Fecal		CFU/100 mL	200	283.2	86400	-	1,795.6
5439000	8/6/2006	1.41	1.41	0.2602	0.37	10484	88.8625%	Fecal		CFU/100 mL	200	283.2	86400	-	1,795.6
5439000	11/4/2010	1.41	1.41	0.2602	0.37	10484	88.8625%	Fecal		CFU/100 mL	200	283.2	86400	-	1,795.6
5439000	8/27/1995	1.4	1.4	0.2602	0.36	10488	88.8964%	Fecal		CFU/100 mL	200	283.2	86400	-	1,782.9
5439000	9/10/1995	1.4	1.4	0.2602	0.36	10488	88.8964%	Fecal		CFU/100 mL	200	283.2	86400	-	1,782.9
5439000	9/24/1995	1.4	1.4	0.2602	0.36	10488	88.8964%	Fecal		CFU/100 mL	200	283.2	86400	-	1,782.9
5439000	7/26/1997	1.4	1.4	0.2602	0.36	10488	88.8964%	Fecal		CFU/100 mL	200	283.2	86400	-	1,782.9
5439000	12/11/1997	1.4	1.4	0.2602	0.36	10488	88.8964%	Fecal		CFU/100 mL	200	283.2	86400	-	1,782.9
5439000	12/27/1997	1.4	1.4	0.2602	0.36	10488	88.8964%	Fecal		CFU/100 mL	200	283.2	86400	-	1,782.9
5439000	8/17/1998	1.4	1.4	0.2602	0.36	10488	88.8964%	Fecal		CFU/100 mL	200	283.2	86400	-	1,782.9
5439000	8/23/1998	1.4	1.4	0.2602	0.36	10488	88.8964%	Fecal		CFU/100 mL	200	283.2	86400	-	1,782.9
5439000	9/8/1998	1.4	1.4	0.2602	0.36	10488	88.8964%	Fecal		CFU/100 mL	200	283.2	86400	-	1,782.9
5439000	8/4/1999	1.4	1.4	0.2602	0.36	10488	88.8964%	Fecal		CFU/100 mL	200	283.2	86400	-	1,782.9
5439000	8/6/1999	1.4	1.4	0.2602	0.36	10488	88.8964%	Fecal		CFU/100 mL	200	283.2	86400	-	1,782.9
5439000	9/13/1999	1.4	1.4	0.2602	0.36	10488	88.8964%	Fecal		CFU/100 mL	200	283.2	86400	-	1,782.9
5439000	9/6/2001	1.4	1.4	0.2602	0.36	10488	88.8964%	Fecal		CFU/100 mL	200	283.2	86400	-	1,782.9

Gage ID	Date	Discharge (CFS)	Gage Discharge (less Surrogate NPDES) (CFS)	Watershed Area Ratio	Calculated flow (CFS)	Rank	Flow Exceedance %	Parameter	Results	Units (mg or micro_gram	Limit/Standard	100mL/CF	sec/day	Actual Load (million colonies/day)	Allowable Load (million colonies/day)
5439000	9/11/2001	1.4	1.4	0.2602	0.36	10488	88.8964%	Fecal		CFU/100 mL	200	283.2	86400	-	1,782.9
5439000	10/8/2002	1.4	1.4	0.2602	0.36	10488	88.8964%	Fecal		CFU/100 mL	200	283.2	86400	-	1,782.9
5439000	10/24/2002	1.4	1.4	0.2602	0.36	10488	88.8964%	Fecal		CFU/100 mL	200	283.2	86400	-	1,782.9
5439000	8/7/2003	1.4	1.4	0.2602	0.36	10488	88.8964%	Fecal		CFU/100 mL	200	283.2	86400	-	1,782.9
5439000	7/29/2006	1.4	1.4	0.2602	0.36	10488	88.8964%	Fecal		CFU/100 mL	200	283.2	86400	-	1,782.9
5439000	9/13/2010	1.4	1.4	0.2602	0.36	10488	88.8964%	Fecal		CFU/100 mL	200	283.2	86400	-	1,782.9
5439000	11/15/2005	1.39	1.39	0.2602	0.36	10507	89.0575%	Fecal		CFU/100 mL	200	283.2	86400	-	1,770.1
5439000	11/9/2010	1.39	1.39	0.2602	0.36	10507	89.0575%	Fecal		CFU/100 mL	200	283.2	86400	-	1,770.1
5439000	8/19/2011	1.39	1.39	0.2602	0.36	10507	89.0575%	Fecal		CFU/100 mL	200	283.2	86400	-	1,770.1
5439000	10/5/2013	1.39	1.39	0.2602	0.36	10507	89.0575%	Fecal		CFU/100 mL	200	283.2	86400	-	1,770.1
5439000	8/16/2008	1.38	1.38	0.2602	0.36	10511	89.0914%	Fecal		CFU/100 mL	200	283.2	86400	-	1,757.4
5439000	10/20/2015	1.38	1.38	0.2602	0.36	10511	89.0914%	Fecal		CFU/100 mL	200	283.2	86400	-	1,757.4
5439000	9/30/2018	1.38	1.38	0.2602	0.36	10511	89.0914%	Fecal		CFU/100 mL	200	283.2	86400	-	1,757.4
5439000	9/27/2006	1.37	1.37	0.2602	0.36	10514	89.1168%	Fecal		CFU/100 mL	200	283.2	86400	-	1,744.7
5439000	8/13/2012	1.37	1.37	0.2602	0.36	10514	89.1168%	Fecal		CFU/100 mL	200	283.2	86400	-	1,744.7
5439000	9/19/2013	1.37	1.37	0.2602	0.36	10514	89.1168%	Fecal		CFU/100 mL	200	283.2	86400	-	1,744.7
5439000	4/28/2003	1.36	1.36	0.2602	0.35	10517	89.1422%	Fecal		CFU/100 mL	200	283.2	86400	-	1,731.9
5439000	10/25/2004	1.36	1.36	0.2602	0.35	10517	89.1422%	Fecal		CFU/100 mL	200	283.2	86400	-	1,731.9
5439000	7/10/2005	1.36	1.36	0.2602	0.35	10517	89.1422%	Fecal		CFU/100 mL	200	283.2	86400	-	1,731.9
5439000	2/10/2006	1.36	1.36	0.2602	0.35	10517	89.1422%	Fecal		CFU/100 mL	200	283.2	86400	-	1,731.9
5439000	12/25/2012	1.36	1.36	0.2602	0.35	10517	89.1422%	Fecal		CFU/100 mL	200	283.2	86400	-	1,731.9
5439000	9/19/2016	1.36	1.36	0.2602	0.35	10517	89.1422%	Fecal		CFU/100 mL	200	283.2	86400	-	1,731.9
5439000	9/26/2010	1.35	1.35	0.2602	0.35	10523	89.1931%	Fecal		CFU/100 mL	200	283.2	86400	-	1,719.2
5439000	12/18/2010	1.35	1.35	0.2602	0.35	10523	89.1931%	Fecal		CFU/100 mL	200	283.2	86400	-	1,719.2
5439000	8/22/2020	1.35	1.35	0.2602	0.35	10523	89.1931%	Fecal		CFU/100 mL	200	283.2	86400	-	1,719.2
5439000	8/31/2021	1.35	1.35	0.2602	0.35	10523	89.1931%	Fecal		CFU/100 mL	200	283.2	86400	-	1,719.2
5439000	11/27/2003	1.34	1.34	0.2602	0.35	10527	89.2270%	Fecal		CFU/100 mL	200	283.2	86400	-	1,706.5
5439000	9/16/2004	1.34	1.34	0.2602	0.35	10527	89.2270%	Fecal		CFU/100 mL	200	283.2	86400	-	1,706.5
5439000	12/16/2010	1.33	1.33	0.2602	0.35	10529	89.2439%	Fecal		CFU/100 mL	200	283.2	86400	-	1,693.7
5439000	10/23/2002	1.32	1.32	0.2602	0.34	10530	89.2524%	Fecal		CFU/100 mL	200	283.2	86400	-	1,681.0
5439000	8/14/2005	1.32	1.32	0.2602	0.34	10530	89.2524%	Fecal		CFU/100 mL	200	283.2	86400	-	1,681.0
5439000	11/9/2005	1.32	1.32	0.2602	0.34	10530	89.2524%	Fecal		CFU/100 mL	200	283.2	86400	-	1,681.0
5439000	10/10/2012	1.32	1.32	0.2602	0.34	10530	89.2524%	Fecal		CFU/100 mL	200	283.2	86400	-	1,681.0
5439000	9/5/2013	1.32	1.32	0.2602	0.34	10530	89.2524%	Fecal		CFU/100 mL	200	283.2	86400	-	1,681.0
5439000	10/9/2015	1.32	1.32	0.2602	0.34	10530	89.2524%	Fecal		CFU/100 mL	200	283.2	86400	-	1,681.0
5439000	11/11/2003	1.31	1.31	0.2602	0.34	10536	89.3033%	Fecal		CFU/100 mL	200	283.2	86400	-	1,668.3
5439000	8/27/2013	1.31	1.31	0.2602	0.34	10536	89.3033%	Fecal		CFU/100 mL	200	283.2	86400	-	1,668.3
5439000	8/14/1995	1.3	1.3	0.2602	0.34	10538	89.3202%	Fecal		CFU/100 mL	200	283.2	86400	-	1,655.5
5439000	8/28/1995	1.3	1.3	0.2602	0.34	10538	89.3202%	Fecal		CFU/100 mL	200	283.2	86400	-	1,655.5
5439000	8/29/1995	1.3	1.3	0.2602	0.34	10538	89.3202%	Fecal		CFU/100 mL	200	283.2	86400	-	1,655.5
5439000	10/9/1997	1.3	1.3	0.2602	0.34	10538	89.3202%	Fecal		CFU/100 mL	200	283.2	86400	-	1,655.5
5439000	10/15/1997	1.3	1.3	0.2602	0.34	10538	89.3202%	Fecal		CFU/100 mL	200	283.2	86400	-	1,655.5
5439000	12/3/1997	1.3	1.3	0.2602	0.34	10538	89.3202%	Fecal		CFU/100 mL	200	283.2	86400	-	1,655.5
5439000	8/18/1998	1.3	1.3	0.2602	0.34	10538	89.3202%	Fecal		CFU/100 mL	200	283.2	86400	-	1,655.5
5439000	9/28/1998	1.3	1.3	0.2602	0.34	10538	89.3202%	Fecal		CFU/100 mL	200	283.2	86400	-	1,655.5
5439000	8/5/1999	1.3	1.3	0.2602	0.34	10538	89.3202%	Fecal		CFU/100 mL	200	283.2	86400	-	1,655.5
5439000	8/14/1999	1.3	1.3	0.2602	0.34	10538	89.3202%	Fecal		CFU/100 mL	200	283.2	86400	-	1,655.5
5439000	8/1/2001	1.3	1.3	0.2602	0.34	10538	89.3202%	Fecal		CFU/100 mL	200	283.2	86400	-	1,655.5
5439000	2/17/2004	1.3	1.3	0.2602	0.34	10538	89.3202%	Fecal		CFU/100 mL	200	283.2	86400	-	1,655.5
5439000	8/18/2004	1.3	1.3	0.2602	0.34	10538	89.3202%	Fecal		CFU/100 mL	200	283.2	86400	-	1,655.5
5439000	9/20/2006	1.3	1.3	0.2602	0.34	10538	89.3202%	Fecal		CFU/100 mL	200	283.2	86400	-	1,655.5
5439000	12/7/2010	1.3	1.3	0.2602	0.34	10538	89.3202%	Fecal		CFU/100 mL	200	283.2	86400	-	1,655.5
5439000	12/24/2010	1.3	1.3	0.2602	0.34	10538	89.3202%	Fecal		CFU/100 mL	200	283.2	86400	-	1,655.5
5439000	11/28/2013	1.3	1.3	0.2602	0.34	10538	89.3202%	Fecal		CFU/100 mL	200	283.2	86400	-	1,655.5
5439000	10/11/2015	1.3	1.3	0.2602	0.34	10538	89.3202%	Fecal		CFU/100 mL	200	283.2	86400	-	1,655.5
5439000	8/23/2020	1.3	1.3	0.2602	0.34	10538	89.3202%	Fecal		CFU/100 mL	200	283.2	86400	-	1,655.5
5439000	12/20/2010	1.29	1.29	0.2602	0.34	10557	89.4813%	Fecal		CFU/100 mL	200	283.2	86400	-	1,642.8
5439000	7/14/2012	1.29	1.29	0.2602	0.34	10557	89.4813%	Fecal		CFU/100 mL	200	283.2	86400	-	1,642.8
5439000	10/10/2021	1.29	1.29	0.2602	0.34	10557	89.4813%	Fecal		CFU/100 mL	200	283.2	86400	-	1,642.8
5439000	7/25/2005	1.28	1.28	0.2602	0.33	10560	89.5067%	Fecal		CFU/100 mL	200	283.2	86400	-	1,630.1
5439000	9/14/2012	1.28	1.28	0.2602	0.33	10560	89.5067%	Fecal		CFU/100 mL	200	283.2	86400	-	1,630.1
5439000	4/26/2003	1.26	1.26	0.2602	0.33	10562	89.5236%	Fecal		CFU/100 mL	200	283.2	86400	-	1,604.6
5439000	12/8/2003	1.26	1.26	0.2602	0.33	10562	89.5236%	Fecal		CFU/100 mL	200	283.2	86400	-	1,604.6
5439000	7/9/2005	1.26	1.26	0.2602	0.33	10562	89.5236%	Fecal		CFU/100 mL	200	283.2	86400	-	1,604.6
5439000	8/27/2012	1.26	1.26	0.2602	0.33	10562	89.5236%	Fecal		CFU/100 mL	200	283.2	86400	-	1,604.6
5439000	11/28/2003	1.25	1.25	0.2602	0.33	10566	89.5576%	Fecal		CFU/100 mL	200	283.2	86400	-	1,591.9
5439000	7/28/2005	1.25	1.25	0.2602	0.33	10566	89.5576%	Fecal		CFU/100 mL	200	283.2	86400	-	1,591.9
5439000	12/3/2013	1.25	1.25	0.2602	0.33	10566	89.5576%	Fecal		CFU/100 mL	200	283.2	86400	-	1,591.9
5439000	10/10/2015	1.25	1.25	0.2602	0.33	10566	89.5576%	Fecal		CFU/100 mL	200	283.2	86400	-	1,591.9
5439000	10/5/2021	1.25	1.25	0.2602	0.33	10566	89.5576%	Fecal		CFU/100 mL	200	283.2	86400	-	1,591.9
5439000	8/17/2008	1.24	1.24	0.2602	0.32	10571	89.5999%	Fecal		CFU/100 mL	200	283.2	86400	-	1,579.1
5439000	11/30/2005	1.23	1.23	0.2602	0.32	10572	89.6084%	Fecal		CFU/100 mL	200	283.2	86400	-	1,566.4
5439000	2/11/2006	1.23	1.23	0.2602	0.32	10572	89.6084%	Fecal		CFU/100 mL	200	283.2	86400	-	1,566.4
5439000	8/28/2006	1.23	1.23	0.2602	0.32	10572	89.6084%	Fecal		CFU/100 mL	200	283.2	86400	-	1,566.4
5439000	9/21/2012	1.23	1.23	0.2602	0.32	10572	89.6084%	Fecal		CFU/100 mL	200	283.2	86400	-	1,566.4
5439000	8/24/2018	1.23	1.23	0.2602	0.32	10572	89.6084%	Fecal		CFU/100 mL	200	283.2	86400	-	1,566.4
5439000	10/7/2013	1.22	1.22	0.2602	0.32	10577	89.6508%	Fecal		CFU/100 mL	200	283.2	86400	-	1,553.6
5439000	10/12/2015	1.22	1.22	0.2602	0.32	10577	89.6508%	Fecal		CFU/100 mL	200	283.2	86400	-	1,553.6
5439000	9/25/2014	1.21	1.21	0.2602	0.31	10579	89.6677%	Fecal		CFU/100 mL	200	283.2	86400	-	1,540.9
5439000	9/3/1991	1.2	1.2	0.2602	0.31	10580	89.6762%	Fecal		CFU/100 mL	200	283.2	86400	-	1,528.2
5439000	8/30/1995	1.2	1.2	0.2602	0.31	10580	89.6762%	Fecal		CFU/100 mL	200	283.2	86400	-	1,528.2
5439000	9/25/1995	1.2	1.2	0.2602	0.31	10580	89.6762%	Fecal		CFU/100 mL	200	283.2	86400	-	1,528.2
5439000	9/30/1995	1.2	1.2	0.2602	0.31	10580	89.6762%	Fecal		CFU/100 mL	200	283.2	86400	-	1,528.2
5439000	10/14/1995	1.2	1.2	0.2602	0.31	10580	89.6762%	Fecal		CFU/100 mL	200	283.2	86400	-	1,528.2
5439000	8/22/1997	1.2	1.2	0.2602	0.31	10580	89.6762%	Fecal		CFU/100 mL	200	283.2	86400	-	1,528.2
5439000	10/19/1997	1.2	1.2	0.2602	0.31	10580	89.6762%	Fecal		CFU/100 mL	200	283.2	86400	-	1,528.2
5439000	10/24/1997	1.2	1.2	0.2602	0.31	10580	89.6762%	Fecal		CFU/100 mL	200	283.2	86400	-	1,528.2
5439000	11/8/1997	1.2	1.2	0.2602	0.31	10580	89.6762%	Fecal		CFU/100 mL	200	283.2	86400	-	1,528.2
5439000	12/2/1997	1.2	1.2	0.2602	0.31	10580	89.6762%	Fecal		CFU/100 mL	200	283.2	86400	-	1,528.2
5439000	12/4/1997	1.2	1.2	0.2602	0.31	10580	89.6762%	Fecal		CFU/100 mL	200	283.2	86400	-	1,528.2
5439000	8/22/1998	1.2	1.2	0.2602	0.31	10580	89.6762%	Fecal		CFU/100 mL	200	283.2	86400	-	1,528.2
5439000	9/9/1998	1.2	1.2	0.2602	0.31	10580	89.6762%	Fecal		CFU/100 mL	200	283.2	86400	-	1,528.2
5439000	9/23/1998	1.2	1.2	0.2602	0.31	10580	89.6762%	Fecal		CFU/100 mL	200	283.2	86400	-	1,528.2
5439000	9/7/2000	1.2	1.2	0.2602	0.31	10580	89.6762%	Fecal		CFU/100 mL	200	283.2	86400	-	1,528.2
5439000	9/17/2001	1.2	1.2	0.2602	0.31	10580	89.6762%	Fecal		CFU/100 mL	200	283.2	86400	-	1,528.2
5439000	7/22/2002	1.2	1.2	0.2602	0.31	10580	89.6762%	Fecal		CFU/100 mL	200	283.2	86400	-	1,528.2
5439000	12/4/2003	1.2	1.2	0.2602	0.31	10580	89.6762%	Fecal		CFU/100 mL	200	283.2	86400	-	1,528.2
5439000	1/21/2004	1.2	1.2	0.2602	0.31	10580	89.6762%	Fecal		CFU/100 mL	200	283.2	86400	-	1,528.2
5439000	1/26/2004	1.2	1.2	0.2602	0.31	10580	89.6762%	Fecal		CFU/100 mL	200	283.2	86400	-	1,528.2
5439000	1/27/2004	1.2	1.2	0.2602	0.31	10580	89.6762%	Fecal		CFU/100 mL	200	283.2	86400	-	1,528.2
5439000	1/28/2004	1.2	1.2	0.2602	0.31	10580	89.6762%	Fecal		CFU/100 mL	200	283.2	86400	-	1,528.2
5439000	1/29/2004	1.2	1.2	0.2602	0.31	10580	89.6762%	Fecal		CFU/100 mL	200	283.2	86400	-	1,528.2
5439000	1/30/2004	1.2	1.2	0.2602	0.31	10580	89.6762%	Fecal		CFU/100 mL	200	283.2	86400	-	1,528.2
5439000	1/31/2004	1.2	1.2	0.2602	0.31	10580	89.6762%	Fecal		CFU/100 mL	200	283.2	86400	-	1,528.2
5439000	2/11/2004	1.2	1.2	0.2602	0.31	10580	89.6762%	Fecal		CFU/100 mL	200	283.2	86400	-	1,528.2
5439000	2/12/2004	1.2	1.2	0.2602	0.31	10580	89.6762%	Fecal		CFU/100 mL	200	283.2	86400	-	1,528.2
5439000	2/13/2004	1.2	1.2	0.2602	0.31	10580	89.6762%	Fecal		CFU/100 mL	200	283.2	86400	-	1,528.2
5439000	2/14/2004	1.2	1.2	0.2602	0.31	10580	89.6762%	Fecal		CFU/100 mL	200	283.2	86400	-	1,528.2
5439000	2/15/2004	1.2	1.2	0.2602	0.31	10580	89.6762%	Fecal		CFU/100 mL	200	283.2	86400	-	1,528.2
5439000	2/16/2004	1.2	1.2	0.2602	0.31	10580	89.6762%	Fecal		CFU/100 mL	200	283.2	86400	-	1,528.2
5439000	9/1/2021	1.2	1.2	0.2602	0.31	10580	89.6762%	Fecal		CFU/100 mL	200	283.2	86400	-	1,528.2
5439000	10/29/2004	1.19	1.19	0.2602	0.31	10612	89.9474%	Fecal		CFU/100 mL	200	283.2	86400	-	1,515.4
5439000	12/2/2005	1.19	1.19	0.2602	0.31	10612	89.9474%	Fecal		CFU/100 mL	200	283.2	86400	-	1,515.4
5439000	3/6/2006	1.19	1.19	0.2602	0.31	10612	89.9474%	Fecal		CFU/100 mL	200	283.2	86400	-	1,515.4
5439000	7/30/2006	1.19	1.19	0.2602	0.31	10612	89.9474%	Fecal		CFU/100 mL	200	283.2	86400	-	1,515.4
5439000	7/6/2012	1.19	1.19	0.2602	0.31	10612	89.9474%	Fecal		CFU/100 mL	200	283.2	86400	-	1,515.4
5439000	8/26/2012	1.19	1.19	0.2602	0.31	10612	89.9474%	Fecal		CFU/100 mL	200	283.2	86400	-	1,515.4
5439000	10/16/2003	1.18	1.18	0.2602	0.31	10618	89.9983%	Fecal		CFU/100 mL	200	283.2	86400	-	1,502.7
5439000	11/11/2004	1.18	1.18	0.2602	0.31	10618	89.9983%	Fecal		CFU/100 mL	200	283.2	86400	-	1,502.7
5439000	1/6/2006	1.18	1.18	0.2602	0.31	10618	89.9983%	Fecal		CFU/100 mL	200	283.2	86400	-	1,502.7
5439000	12/22/2002	1.17	1.17	0.2602	0.30	10621	90.0237%	Fecal		CFU/100 mL	200	283.2	86400	-	1,490.0
5439000	11/30/2003	1.16	1.16	0.2602	0.30	10622	90.0322%	Fecal		CFU/100 mL	200	283.2	86400	-	1,477.2
5439000	7/23/2005	1.16	1.16	0.2602	0.30	10622	90.0322%	Fecal		CFU/100 mL	200	283.2	86400	-	1,477.2
5439000	9/8/2006	1.16	1.16	0.2602	0.30	10622	90.0322%	Fecal		CFU/100 mL	200	283.2	86400	-	1,477.2
5439000	8/27/2018	1.16	1.16	0.2602	0.30	10622	90.0322%	Fecal		CFU/100 mL	200	283.2	86400	-	1,477.2

Gage ID	Date	Discharge (CFS)	Gage Discharge (less Surrogate NPDES) (CFS)	Watershed Area Ratio	Calculated flow (CFS)	Rank	Flow Exceedance %	Parameter	Results	Units (mg or micro_gram	Limit/Standard	100mL/CF	sec/day	Actual Load (million colonies/day)	Allowable Load (million colonies/day)
5439000	11/17/2002	1.15	1.15	0.2602	0.30	10626	90.0661%	Fecal		CFU/100 mL	200	283.2	86400	-	1,464.5
5439000	10/9/2012	1.15	1.15	0.2602	0.30	10626	90.0661%	Fecal		CFU/100 mL	200	283.2	86400	-	1,464.5
5439000	8/19/2002	1.14	1.14	0.2602	0.30	10628	90.0831%	Fecal		CFU/100 mL	200	283.2	86400	-	1,451.8
5439000	11/12/2003	1.14	1.14	0.2602	0.30	10628	90.0831%	Fecal		CFU/100 mL	200	283.2	86400	-	1,451.8
5439000	10/22/2004	1.14	1.14	0.2602	0.30	10628	90.0831%	Fecal		CFU/100 mL	200	283.2	86400	-	1,451.8
5439000	9/16/2012	1.14	1.14	0.2602	0.30	10628	90.0831%	Fecal		CFU/100 mL	200	283.2	86400	-	1,451.8
5439000	8/29/2006	1.13	1.13	0.2602	0.29	10632	90.1170%	Fecal		CFU/100 mL	200	283.2	86400	-	1,439.0
5439000	8/2/2012	1.13	1.13	0.2602	0.29	10632	90.1170%	Fecal		CFU/100 mL	200	283.2	86400	-	1,439.0
5439000	10/7/2020	1.13	1.13	0.2602	0.29	10632	90.1170%	Fecal		CFU/100 mL	200	283.2	86400	-	1,439.0
5439000	10/13/2006	1.12	1.12	0.2602	0.29	10635	90.1424%	Fecal		CFU/100 mL	200	283.2	86400	-	1,426.3
5439000	9/20/2012	1.12	1.12	0.2602	0.29	10635	90.1424%	Fecal		CFU/100 mL	200	283.2	86400	-	1,426.3
5439000	10/22/2021	1.12	1.12	0.2602	0.29	10635	90.1424%	Fecal		CFU/100 mL	200	283.2	86400	-	1,426.3
5439000	8/12/2002	1.11	1.11	0.2602	0.29	10638	90.1678%	Fecal		CFU/100 mL	200	283.2	86400	-	1,413.6
5439000	11/13/2004	1.11	1.11	0.2602	0.29	10638	90.1678%	Fecal		CFU/100 mL	200	283.2	86400	-	1,413.6
5439000	8/18/2008	1.11	1.11	0.2602	0.29	10638	90.1678%	Fecal		CFU/100 mL	200	283.2	86400	-	1,413.6
5439000	12/19/2010	1.11	1.11	0.2602	0.29	10638	90.1678%	Fecal		CFU/100 mL	200	283.2	86400	-	1,413.6
5439000	9/5/2017	1.11	1.11	0.2602	0.29	10638	90.1678%	Fecal		CFU/100 mL	200	283.2	86400	-	1,413.6
5439000	8/21/1992	1.1	1.1	0.2602	0.29	10643	90.2102%	Fecal		CFU/100 mL	200	283.2	86400	-	1,400.8
5439000	8/31/1995	1.1	1.1	0.2602	0.29	10643	90.2102%	Fecal		CFU/100 mL	200	283.2	86400	-	1,400.8
5439000	9/19/1995	1.1	1.1	0.2602	0.29	10643	90.2102%	Fecal		CFU/100 mL	200	283.2	86400	-	1,400.8
5439000	11/27/1997	1.1	1.1	0.2602	0.29	10643	90.2102%	Fecal		CFU/100 mL	200	283.2	86400	-	1,400.8
5439000	11/28/1997	1.1	1.1	0.2602	0.29	10643	90.2102%	Fecal		CFU/100 mL	200	283.2	86400	-	1,400.8
5439000	12/30/1997	1.1	1.1	0.2602	0.29	10643	90.2102%	Fecal		CFU/100 mL	200	283.2	86400	-	1,400.8
5439000	8/21/1998	1.1	1.1	0.2602	0.29	10643	90.2102%	Fecal		CFU/100 mL	200	283.2	86400	-	1,400.8
5439000	9/6/1998	1.1	1.1	0.2602	0.29	10643	90.2102%	Fecal		CFU/100 mL	200	283.2	86400	-	1,400.8
5439000	8/17/2001	1.1	1.1	0.2602	0.29	10643	90.2102%	Fecal		CFU/100 mL	200	283.2	86400	-	1,400.8
5439000	11/23/2002	1.1	1.1	0.2602	0.29	10643	90.2102%	Fecal		CFU/100 mL	200	283.2	86400	-	1,400.8
5439000	1/22/2004	1.1	1.1	0.2602	0.29	10643	90.2102%	Fecal		CFU/100 mL	200	283.2	86400	-	1,400.8
5439000	1/23/2004	1.1	1.1	0.2602	0.29	10643	90.2102%	Fecal		CFU/100 mL	200	283.2	86400	-	1,400.8
5439000	1/24/2004	1.1	1.1	0.2602	0.29	10643	90.2102%	Fecal		CFU/100 mL	200	283.2	86400	-	1,400.8
5439000	1/25/2004	1.1	1.1	0.2602	0.29	10643	90.2102%	Fecal		CFU/100 mL	200	283.2	86400	-	1,400.8
5439000	2/1/2004	1.1	1.1	0.2602	0.29	10643	90.2102%	Fecal		CFU/100 mL	200	283.2	86400	-	1,400.8
5439000	2/2/2004	1.1	1.1	0.2602	0.29	10643	90.2102%	Fecal		CFU/100 mL	200	283.2	86400	-	1,400.8
5439000	2/3/2004	1.1	1.1	0.2602	0.29	10643	90.2102%	Fecal		CFU/100 mL	200	283.2	86400	-	1,400.8
5439000	2/4/2004	1.1	1.1	0.2602	0.29	10643	90.2102%	Fecal		CFU/100 mL	200	283.2	86400	-	1,400.8
5439000	2/5/2004	1.1	1.1	0.2602	0.29	10643	90.2102%	Fecal		CFU/100 mL	200	283.2	86400	-	1,400.8
5439000	2/6/2004	1.1	1.1	0.2602	0.29	10643	90.2102%	Fecal		CFU/100 mL	200	283.2	86400	-	1,400.8
5439000	2/7/2004	1.1	1.1	0.2602	0.29	10643	90.2102%	Fecal		CFU/100 mL	200	283.2	86400	-	1,400.8
5439000	2/8/2004	1.1	1.1	0.2602	0.29	10643	90.2102%	Fecal		CFU/100 mL	200	283.2	86400	-	1,400.8
5439000	2/9/2004	1.1	1.1	0.2602	0.29	10643	90.2102%	Fecal		CFU/100 mL	200	283.2	86400	-	1,400.8
5439000	2/10/2004	1.1	1.1	0.2602	0.29	10643	90.2102%	Fecal		CFU/100 mL	200	283.2	86400	-	1,400.8
5439000	2/16/2006	1.1	1.1	0.2602	0.29	10643	90.2102%	Fecal		CFU/100 mL	200	283.2	86400	-	1,400.8
5439000	2/17/2006	1.1	1.1	0.2602	0.29	10643	90.2102%	Fecal		CFU/100 mL	200	283.2	86400	-	1,400.8
5439000	2/18/2006	1.1	1.1	0.2602	0.29	10643	90.2102%	Fecal		CFU/100 mL	200	283.2	86400	-	1,400.8
5439000	1/18/2013	1.1	1.1	0.2602	0.29	10643	90.2102%	Fecal		CFU/100 mL	200	283.2	86400	-	1,400.8
5439000	10/6/2020	1.1	1.1	0.2602	0.29	10643	90.2102%	Fecal		CFU/100 mL	200	283.2	86400	-	1,400.8
5439000	9/3/2002	1.09	1.09	0.2602	0.28	10672	90.4560%	Fecal		CFU/100 mL	200	283.2	86400	-	1,388.1
5439000	2/12/2006	1.09	1.09	0.2602	0.28	10672	90.4560%	Fecal		CFU/100 mL	200	283.2	86400	-	1,388.1
5439000	9/26/2014	1.09	1.09	0.2602	0.28	10672	90.4560%	Fecal		CFU/100 mL	200	283.2	86400	-	1,388.1
5439000	10/14/2002	1.08	1.08	0.2602	0.28	10675	90.4814%	Fecal		CFU/100 mL	200	283.2	86400	-	1,375.4
5439000	11/29/2003	1.08	1.08	0.2602	0.28	10675	90.4814%	Fecal		CFU/100 mL	200	283.2	86400	-	1,375.4
5439000	8/23/2008	1.08	1.08	0.2602	0.28	10675	90.4814%	Fecal		CFU/100 mL	200	283.2	86400	-	1,375.4
5439000	8/31/2004	1.07	1.07	0.2602	0.28	10678	90.5069%	Fecal		CFU/100 mL	200	283.2	86400	-	1,362.6
5439000	9/6/2004	1.07	1.07	0.2602	0.28	10678	90.5069%	Fecal		CFU/100 mL	200	283.2	86400	-	1,362.6
5439000	8/23/2005	1.07	1.07	0.2602	0.28	10678	90.5069%	Fecal		CFU/100 mL	200	283.2	86400	-	1,362.6
5439000	9/23/2002	1.06	1.06	0.2602	0.28	10681	90.5323%	Fecal		CFU/100 mL	200	283.2	86400	-	1,349.9
5439000	10/16/2002	1.05	1.05	0.2602	0.27	10682	90.5408%	Fecal		CFU/100 mL	200	283.2	86400	-	1,337.2
5439000	8/14/2013	1.05	1.05	0.2602	0.27	10682	90.5408%	Fecal		CFU/100 mL	200	283.2	86400	-	1,337.2
5439000	7/24/2005	1.04	1.04	0.2602	0.27	10684	90.5577%	Fecal		CFU/100 mL	200	283.2	86400	-	1,324.4
5439000	8/7/2006	1.04	1.04	0.2602	0.27	10684	90.5577%	Fecal		CFU/100 mL	200	283.2	86400	-	1,324.4
5439000	9/15/2010	1.04	1.04	0.2602	0.27	10684	90.5577%	Fecal		CFU/100 mL	200	283.2	86400	-	1,324.4
5439000	9/14/1994	1.03	1.03	0.2602	0.27	10687	90.5831%	Fecal		CFU/100 mL	200	283.2	86400	-	1,311.7
5439000	8/20/2008	1.03	1.03	0.2602	0.27	10687	90.5831%	Fecal		CFU/100 mL	200	283.2	86400	-	1,311.7
5439000	9/6/2011	1.03	1.03	0.2602	0.27	10687	90.5831%	Fecal		CFU/100 mL	200	283.2	86400	-	1,311.7
5439000	9/13/1994	1.02	1.02	0.2602	0.27	10690	90.6086%	Fecal		CFU/100 mL	200	283.2	86400	-	1,299.0
5439000	9/4/2002	1.02	1.02	0.2602	0.27	10690	90.6086%	Fecal		CFU/100 mL	200	283.2	86400	-	1,299.0
5439000	11/12/2004	1.01	1.01	0.2602	0.26	10692	90.6255%	Fecal		CFU/100 mL	200	283.2	86400	-	1,286.2
5439000	2/14/2006	1.01	1.01	0.2602	0.26	10692	90.6255%	Fecal		CFU/100 mL	200	283.2	86400	-	1,286.2
5439000	8/28/2012	1.01	1.01	0.2602	0.26	10692	90.6255%	Fecal		CFU/100 mL	200	283.2	86400	-	1,286.2
5439000	10/22/2015	1.01	1.01	0.2602	0.26	10692	90.6255%	Fecal		CFU/100 mL	200	283.2	86400	-	1,286.2
5439000	9/28/2018	1.01	1.01	0.2602	0.26	10692	90.6255%	Fecal		CFU/100 mL	200	283.2	86400	-	1,286.2
5439000	12/10/1997	1	1	0.2602	0.26	10697	90.6679%	Fecal		CFU/100 mL	200	283.2	86400	-	1,273.5
5439000	12/12/1997	1	1	0.2602	0.26	10697	90.6679%	Fecal		CFU/100 mL	200	283.2	86400	-	1,273.5
5439000	12/28/1997	1	1	0.2602	0.26	10697	90.6679%	Fecal		CFU/100 mL	200	283.2	86400	-	1,273.5
5439000	12/29/1997	1	1	0.2602	0.26	10697	90.6679%	Fecal		CFU/100 mL	200	283.2	86400	-	1,273.5
5439000	9/24/1998	1	1	0.2602	0.26	10697	90.6679%	Fecal		CFU/100 mL	200	283.2	86400	-	1,273.5
5439000	8/30/1999	1	1	0.2602	0.26	10697	90.6679%	Fecal		CFU/100 mL	200	283.2	86400	-	1,273.5
5439000	12/16/2002	1	1	0.2602	0.26	10697	90.6679%	Fecal		CFU/100 mL	200	283.2	86400	-	1,273.5
5439000	2/15/2006	1	1	0.2602	0.26	10697	90.6679%	Fecal		CFU/100 mL	200	283.2	86400	-	1,273.5
5439000	2/19/2006	1	1	0.2602	0.26	10697	90.6679%	Fecal		CFU/100 mL	200	283.2	86400	-	1,273.5
5439000	2/20/2006	1	1	0.2602	0.26	10697	90.6679%	Fecal		CFU/100 mL	200	283.2	86400	-	1,273.5
5439000	2/21/2006	1	1	0.2602	0.26	10697	90.6679%	Fecal		CFU/100 mL	200	283.2	86400	-	1,273.5
5439000	2/22/2006	1	1	0.2602	0.26	10697	90.6679%	Fecal		CFU/100 mL	200	283.2	86400	-	1,273.5
5439000	2/23/2006	1	1	0.2602	0.26	10697	90.6679%	Fecal		CFU/100 mL	200	283.2	86400	-	1,273.5
5439000	9/28/2006	1	1	0.2602	0.26	10697	90.6679%	Fecal		CFU/100 mL	200	283.2	86400	-	1,273.5
5439000	12/17/2010	1	1	0.2602	0.26	10697	90.6679%	Fecal		CFU/100 mL	200	283.2	86400	-	1,273.5
5439000	12/21/2010	1	1	0.2602	0.26	10697	90.6679%	Fecal		CFU/100 mL	200	283.2	86400	-	1,273.5
5439000	1/19/2013	1	1	0.2602	0.26	10697	90.6679%	Fecal		CFU/100 mL	200	283.2	86400	-	1,273.5
5439000	1/25/2013	1	1	0.2602	0.26	10697	90.6679%	Fecal		CFU/100 mL	200	283.2	86400	-	1,273.5
5439000	10/13/2015	1	1	0.2602	0.26	10697	90.6679%	Fecal		CFU/100 mL	200	283.2	86400	-	1,273.5
5439000	9/6/2017	1	1	0.2602	0.26	10697	90.6679%	Fecal		CFU/100 mL	200	283.2	86400	-	1,273.5
5439000	9/7/2017	1	1	0.2602	0.26	10697	90.6679%	Fecal		CFU/100 mL	200	283.2	86400	-	1,273.5
5439000	9/29/2018	1	1	0.2602	0.26	10697	90.6679%	Fecal		CFU/100 mL	200	283.2	86400	-	1,273.5
5439000	10/2/1995	0.99	0.99	0.2602	0.26	10719	90.8544%	Fecal		CFU/100 mL	200	283.2	86400	-	1,260.7
5439000	10/18/1995	0.97	0.97	0.2602	0.25	10720	90.8629%	Fecal		CFU/100 mL	200	283.2	86400	-	1,235.3
5439000	12/31/1997	0.97	0.97	0.2602	0.25	10720	90.8629%	Fecal		CFU/100 mL	200	283.2	86400	-	1,235.3
5439000	10/27/2003	0.97	0.97	0.2602	0.25	10720	90.8629%	Fecal		CFU/100 mL	200	283.2	86400	-	1,235.3
5439000	2/13/2006	0.97	0.97	0.2602	0.25	10720	90.8629%	Fecal		CFU/100 mL	200	283.2	86400	-	1,235.3
5439000	12/5/1997	0.96	0.96	0.2602	0.25	10724	90.8968%	Fecal		CFU/100 mL	200	283.2	86400	-	1,222.5
5439000	12/1/2003	0.96	0.96	0.2602	0.25	10724	90.8968%	Fecal		CFU/100 mL	200	283.2	86400	-	1,222.5
5439000	2/24/2006	0.96	0.96	0.2602	0.25	10724	90.8968%	Fecal		CFU/100 mL	200	283.2	86400	-	1,222.5
5439000	8/25/1991	0.95	0.95	0.2602	0.25	10727	90.9222%	Fecal		CFU/100 mL	200	283.2	86400	-	1,209.8
5439000	9/9/1994	0.95	0.95	0.2602	0.25	10727	90.9222%	Fecal		CFU/100 mL	200	283.2	86400	-	1,209.8
5439000	12/24/1997	0.95	0.95	0.2602	0.25	10727	90.9222%	Fecal		CFU/100 mL	200	283.2	86400	-	1,209.8
5439000	9/25/1998	0.95	0.95	0.2602	0.25	10727	90.9222%	Fecal		CFU/100 mL	200	283.2	86400	-	1,209.8
5439000	10/26/2004	0.95	0.95	0.2602	0.25	10727	90.9222%	Fecal		CFU/100 mL	200	283.2	86400	-	1,209.8
5439000	9/18/2010	0.95	0.95	0.2602	0.25	10727	90.9222%	Fecal		CFU/100 mL	200	283.2	86400	-	1,209.8
5439000	7/13/2012	0.95	0.95	0.2602	0.25	10727	90.9222%	Fecal		CFU/100 mL	200	283.2	86400	-	1,209.8
5439000	8/7/2012	0.95	0.95	0.2602	0.25	10727	90.9222%	Fecal		CFU/100 mL	200	283.2	86400	-	1,209.8
5439000	9/23/2018	0.95	0.95	0.2602	0.25	10727	90.9222%	Fecal		CFU/100 mL	200	283.2	86400	-	1,209.8
5439000	11/16/2002	0.94	0.94	0.2602	0.24	10736	90.9985%	Fecal		CFU/100 mL	200	283.2	86400	-	1,197.1
5439000	12/23/2002	0.94	0.94	0.2602	0.24	10736	90.9985%	Fecal		CFU/100 mL	200	283.2	86400	-	1,197.1
5439000	8/24/1992	0.93	0.93	0.2602	0.24	10738	91.0154%	Fecal		CFU/100 mL	200	283.2	86400	-	1,184.3
5439000	8/15/1999	0.93	0.93	0.2602	0.24	10738	91.0154%	Fecal		CFU/100 mL	200	283.2	86400	-	1,184.3
5439000	7/26/2001	0.93	0.93	0.2602	0.24	10738	91.0154%	Fecal		CFU/100 mL	200	283.2	86400	-	1,184.3
5439000	8/14/2004	0.93	0.93	0.2602	0.24	10738	91.0154%	Fecal		CFU/100 mL	200	283.2	86400	-	1,184.3
5439000	11/14/2004	0.93	0.93	0.2602	0.24	10738	91.0154%	Fecal		CFU/100 mL	200	283.2	86400	-	1,184.3
5439000	10/21/1996	0.92	0.92	0.2602	0.24	10743	91.0578%	Fecal		CFU/100 mL	200	283.2	86400	-	1,171.6
5439000	1/1/1998	0.92	0.92	0.2602	0.24	10743	91.0578%	Fecal		CFU/100 mL	200	283.2	86400	-	1,171.6
5439000	8/25/2001	0.92	0.92	0.2602	0.24	10743	91.0578%	Fecal		CFU/100 mL	200	283.2	86400	-	1,171.6
5439000	8/19/2008	0.92	0.92	0.2602	0.24	10743	91.0578%	Fecal		CFU/100 mL	200	283.2	86400	-	1,171.6
5439000	10/19/2015	0.92	0.92	0.2602	0.24	10743	91.0578%	Fecal		CFU/100 mL	200	283.2	86400	-	1,171.6
5439000	8/21/2002	0.91	0.91	0.2602	0.24	10748	91.1002%	Fecal		CFU/100 mL	200	283.2	86400	-	1,158.9
5439000	11/16/2004	0.91	0.91	0.2602	0.24	10748	91.1002%	Fecal		CFU/100 mL	200	283.2	86400	-	1,158.9
5439000	10/6/2006	0.91	0.91	0.2602	0.24	10748	91.1002%	Fecal		CFU/100 mL	200	283.2	86400	-	1,158.9

Gage ID	Date	Discharge (CFS)	Gage Discharge (less Surrogate NPDES) (CFS)	Watershed Area Ratio	Calculated flow (CFS)	Rank	Flow Exceedance %	Parameter	Results	Units (mg or micro_gram	Limit/Standard	100mL/CF	sec/day	Actual Load (million colonies/day)	Allowable Load (million colonies/day)
5439000	11/10/1997	0.9	0.9	0.2602	0.23	10751	91.1256%	Fecal		CFU/100 mL	200	283.2	86400	-	1,146.1
5439000	11/24/2002	0.9	0.9	0.2602	0.23	10751	91.1256%	Fecal		CFU/100 mL	200	283.2	86400	-	1,146.1
5439000	12/31/2005	0.9	0.9	0.2602	0.23	10751	91.1256%	Fecal		CFU/100 mL	200	283.2	86400	-	1,146.1
5439000	1/7/2006	0.9	0.9	0.2602	0.23	10751	91.1256%	Fecal		CFU/100 mL	200	283.2	86400	-	1,146.1
5439000	2/25/2006	0.9	0.9	0.2602	0.23	10751	91.1256%	Fecal		CFU/100 mL	200	283.2	86400	-	1,146.1
5439000	2/26/2006	0.9	0.9	0.2602	0.23	10751	91.1256%	Fecal		CFU/100 mL	200	283.2	86400	-	1,146.1
5439000	1/20/2013	0.9	0.9	0.2602	0.23	10751	91.1256%	Fecal		CFU/100 mL	200	283.2	86400	-	1,146.1
5439000	10/19/2013	0.9	0.9	0.2602	0.23	10751	91.1256%	Fecal		CFU/100 mL	200	283.2	86400	-	1,146.1
5439000	11/16/1997	0.89	0.89	0.2602	0.23	10759	91.1934%	Fecal		CFU/100 mL	200	283.2	86400	-	1,133.4
5439000	9/6/2002	0.89	0.89	0.2602	0.23	10759	91.1934%	Fecal		CFU/100 mL	200	283.2	86400	-	1,133.4
5439000	10/13/2002	0.89	0.89	0.2602	0.23	10759	91.1934%	Fecal		CFU/100 mL	200	283.2	86400	-	1,133.4
5439000	11/15/2002	0.89	0.89	0.2602	0.23	10759	91.1934%	Fecal		CFU/100 mL	200	283.2	86400	-	1,133.4
5439000	10/28/2003	0.89	0.89	0.2602	0.23	10759	91.1934%	Fecal		CFU/100 mL	200	283.2	86400	-	1,133.4
5439000	10/23/2013	0.89	0.89	0.2602	0.23	10759	91.1934%	Fecal		CFU/100 mL	200	283.2	86400	-	1,133.4
5439000	10/16/1997	0.88	0.88	0.2602	0.23	10765	91.2443%	Fecal		CFU/100 mL	200	283.2	86400	-	1,120.7
5439000	9/12/2003	0.88	0.88	0.2602	0.23	10765	91.2443%	Fecal		CFU/100 mL	200	283.2	86400	-	1,120.7
5439000	2/27/2006	0.88	0.88	0.2602	0.23	10765	91.2443%	Fecal		CFU/100 mL	200	283.2	86400	-	1,120.7
5439000	8/19/2012	0.88	0.88	0.2602	0.23	10765	91.2443%	Fecal		CFU/100 mL	200	283.2	86400	-	1,120.7
5439000	12/26/2012	0.88	0.88	0.2602	0.23	10765	91.2443%	Fecal		CFU/100 mL	200	283.2	86400	-	1,120.7
5439000	9/2/2021	0.88	0.88	0.2602	0.23	10765	91.2443%	Fecal		CFU/100 mL	200	283.2	86400	-	1,120.7
5439000	9/11/1995	0.87	0.87	0.2602	0.23	10771	91.2951%	Fecal		CFU/100 mL	200	283.2	86400	-	1,107.9
5439000	7/27/1997	0.87	0.87	0.2602	0.23	10771	91.2951%	Fecal		CFU/100 mL	200	283.2	86400	-	1,107.9
5439000	10/17/2002	0.87	0.87	0.2602	0.23	10771	91.2951%	Fecal		CFU/100 mL	200	283.2	86400	-	1,107.9
5439000	7/31/2006	0.87	0.87	0.2602	0.23	10771	91.2951%	Fecal		CFU/100 mL	200	283.2	86400	-	1,107.9
5439000	9/27/2014	0.87	0.87	0.2602	0.23	10771	91.2951%	Fecal		CFU/100 mL	200	283.2	86400	-	1,107.9
5439000	12/6/1997	0.86	0.86	0.2602	0.22	10776	91.3375%	Fecal		CFU/100 mL	200	283.2	86400	-	1,095.2
5439000	9/19/1999	0.86	0.86	0.2602	0.22	10776	91.3375%	Fecal		CFU/100 mL	200	283.2	86400	-	1,095.2
5439000	7/27/2001	0.86	0.86	0.2602	0.22	10776	91.3375%	Fecal		CFU/100 mL	200	283.2	86400	-	1,095.2
5439000	8/4/2001	0.86	0.86	0.2602	0.22	10776	91.3375%	Fecal		CFU/100 mL	200	283.2	86400	-	1,095.2
5439000	9/12/2001	0.86	0.86	0.2602	0.22	10776	91.3375%	Fecal		CFU/100 mL	200	283.2	86400	-	1,095.2
5439000	7/24/2002	0.86	0.86	0.2602	0.22	10776	91.3375%	Fecal		CFU/100 mL	200	283.2	86400	-	1,095.2
5439000	8/20/2004	0.86	0.86	0.2602	0.22	10776	91.3375%	Fecal		CFU/100 mL	200	283.2	86400	-	1,095.2
5439000	9/1/2004	0.86	0.86	0.2602	0.22	10776	91.3375%	Fecal		CFU/100 mL	200	283.2	86400	-	1,095.2
5439000	12/23/2010	0.86	0.86	0.2602	0.22	10776	91.3375%	Fecal		CFU/100 mL	200	283.2	86400	-	1,095.2
5439000	8/15/2012	0.86	0.86	0.2602	0.22	10776	91.3375%	Fecal		CFU/100 mL	200	283.2	86400	-	1,095.2
5439000	9/25/2012	0.86	0.86	0.2602	0.22	10776	91.3375%	Fecal		CFU/100 mL	200	283.2	86400	-	1,095.2
5439000	10/14/2015	0.86	0.86	0.2602	0.22	10776	91.3375%	Fecal		CFU/100 mL	200	283.2	86400	-	1,095.2
5439000	10/6/2021	0.86	0.86	0.2602	0.22	10776	91.3375%	Fecal		CFU/100 mL	200	283.2	86400	-	1,095.2
5439000	10/23/2021	0.86	0.86	0.2602	0.22	10776	91.3375%	Fecal		CFU/100 mL	200	283.2	86400	-	1,095.2
5439000	8/11/1999	0.85	0.85	0.2602	0.22	10790	91.4562%	Fecal		CFU/100 mL	200	283.2	86400	-	1,082.5
5439000	8/22/2001	0.85	0.85	0.2602	0.22	10790	91.4562%	Fecal		CFU/100 mL	200	283.2	86400	-	1,082.5
5439000	8/8/2002	0.85	0.85	0.2602	0.22	10790	91.4562%	Fecal		CFU/100 mL	200	283.2	86400	-	1,082.5
5439000	10/12/2002	0.85	0.85	0.2602	0.22	10790	91.4562%	Fecal		CFU/100 mL	200	283.2	86400	-	1,082.5
5439000	8/2/2006	0.85	0.85	0.2602	0.22	10790	91.4562%	Fecal		CFU/100 mL	200	283.2	86400	-	1,082.5
5439000	10/16/2006	0.85	0.85	0.2602	0.22	10790	91.4562%	Fecal		CFU/100 mL	200	283.2	86400	-	1,082.5
5439000	7/15/2012	0.85	0.85	0.2602	0.22	10790	91.4562%	Fecal		CFU/100 mL	200	283.2	86400	-	1,082.5
5439000	10/11/2012	0.85	0.85	0.2602	0.22	10790	91.4562%	Fecal		CFU/100 mL	200	283.2	86400	-	1,082.5
5439000	1/21/2013	0.85	0.85	0.2602	0.22	10790	91.4562%	Fecal		CFU/100 mL	200	283.2	86400	-	1,082.5
5439000	1/24/2013	0.85	0.85	0.2602	0.22	10790	91.4562%	Fecal		CFU/100 mL	200	283.2	86400	-	1,082.5
5439000	9/1/1995	0.84	0.84	0.2602	0.22	10800	91.5409%	Fecal		CFU/100 mL	200	283.2	86400	-	1,069.7
5439000	8/13/1997	0.84	0.84	0.2602	0.22	10800	91.5409%	Fecal		CFU/100 mL	200	283.2	86400	-	1,069.7
5439000	8/20/2001	0.84	0.84	0.2602	0.22	10800	91.5409%	Fecal		CFU/100 mL	200	283.2	86400	-	1,069.7
5439000	8/26/2001	0.84	0.84	0.2602	0.22	10800	91.5409%	Fecal		CFU/100 mL	200	283.2	86400	-	1,069.7
5439000	9/3/2001	0.84	0.84	0.2602	0.22	10800	91.5409%	Fecal		CFU/100 mL	200	283.2	86400	-	1,069.7
5439000	11/17/2004	0.84	0.84	0.2602	0.22	10800	91.5409%	Fecal		CFU/100 mL	200	283.2	86400	-	1,069.7
5439000	10/14/2006	0.84	0.84	0.2602	0.22	10800	91.5409%	Fecal		CFU/100 mL	200	283.2	86400	-	1,069.7
5439000	10/8/2020	0.84	0.84	0.2602	0.22	10800	91.5409%	Fecal		CFU/100 mL	200	283.2	86400	-	1,069.7
5439000	9/13/2003	0.83	0.83	0.2602	0.22	10808	91.6087%	Fecal		CFU/100 mL	200	283.2	86400	-	1,057.0
5439000	2/28/2006	0.83	0.83	0.2602	0.22	10808	91.6087%	Fecal		CFU/100 mL	200	283.2	86400	-	1,057.0
5439000	9/16/2010	0.83	0.83	0.2602	0.22	10808	91.6087%	Fecal		CFU/100 mL	200	283.2	86400	-	1,057.0
5439000	9/20/2013	0.83	0.83	0.2602	0.22	10808	91.6087%	Fecal		CFU/100 mL	200	283.2	86400	-	1,057.0
5439000	10/24/2013	0.83	0.83	0.2602	0.22	10808	91.6087%	Fecal		CFU/100 mL	200	283.2	86400	-	1,057.0
5439000	10/1/2002	0.82	0.82	0.2602	0.21	10813	91.6511%	Fecal		CFU/100 mL	200	283.2	86400	-	1,044.3
5439000	3/11/2003	0.82	0.82	0.2602	0.21	10813	91.6511%	Fecal		CFU/100 mL	200	283.2	86400	-	1,044.3
5439000	4/29/2003	0.82	0.82	0.2602	0.21	10813	91.6511%	Fecal		CFU/100 mL	200	283.2	86400	-	1,044.3
5439000	10/29/2003	0.82	0.82	0.2602	0.21	10813	91.6511%	Fecal		CFU/100 mL	200	283.2	86400	-	1,044.3
5439000	11/14/2012	0.82	0.82	0.2602	0.21	10813	91.6511%	Fecal		CFU/100 mL	200	283.2	86400	-	1,044.3
5439000	9/11/2002	0.81	0.81	0.2602	0.21	10818	91.6935%	Fecal		CFU/100 mL	200	283.2	86400	-	1,031.5
5439000	10/11/2002	0.81	0.81	0.2602	0.21	10818	91.6935%	Fecal		CFU/100 mL	200	283.2	86400	-	1,031.5
5439000	11/1/2003	0.81	0.81	0.2602	0.21	10818	91.6935%	Fecal		CFU/100 mL	200	283.2	86400	-	1,031.5
5439000	11/17/2005	0.81	0.81	0.2602	0.21	10818	91.6935%	Fecal		CFU/100 mL	200	283.2	86400	-	1,031.5
5439000	10/17/2010	0.81	0.81	0.2602	0.21	10818	91.6935%	Fecal		CFU/100 mL	200	283.2	86400	-	1,031.5
5439000	11/29/2013	0.81	0.81	0.2602	0.21	10818	91.6935%	Fecal		CFU/100 mL	200	283.2	86400	-	1,031.5
5439000	7/31/2001	0.8	0.8	0.2602	0.21	10824	91.7444%	Fecal		CFU/100 mL	200	283.2	86400	-	1,018.8
5439000	8/5/2001	0.8	0.8	0.2602	0.21	10824	91.7444%	Fecal		CFU/100 mL	200	283.2	86400	-	1,018.8
5439000	7/23/2002	0.8	0.8	0.2602	0.21	10824	91.7444%	Fecal		CFU/100 mL	200	283.2	86400	-	1,018.8
5439000	11/15/2004	0.8	0.8	0.2602	0.21	10824	91.7444%	Fecal		CFU/100 mL	200	283.2	86400	-	1,018.8
5439000	1/22/2013	0.8	0.8	0.2602	0.21	10824	91.7444%	Fecal		CFU/100 mL	200	283.2	86400	-	1,018.8
5439000	1/23/2013	0.8	0.8	0.2602	0.21	10824	91.7444%	Fecal		CFU/100 mL	200	283.2	86400	-	1,018.8
5439000	9/26/2003	0.79	0.79	0.2602	0.21	10830	91.7952%	Fecal		CFU/100 mL	200	283.2	86400	-	1,006.1
5439000	10/30/2003	0.79	0.79	0.2602	0.21	10830	91.7952%	Fecal		CFU/100 mL	200	283.2	86400	-	1,006.1
5439000	9/9/2004	0.79	0.79	0.2602	0.21	10830	91.7952%	Fecal		CFU/100 mL	200	283.2	86400	-	1,006.1
5439000	7/29/2005	0.79	0.79	0.2602	0.21	10830	91.7952%	Fecal		CFU/100 mL	200	283.2	86400	-	1,006.1
5439000	8/15/2005	0.79	0.79	0.2602	0.21	10830	91.7952%	Fecal		CFU/100 mL	200	283.2	86400	-	1,006.1
5439000	9/26/1995	0.78	0.78	0.2602	0.20	10835	91.8376%	Fecal		CFU/100 mL	200	283.2	86400	-	993.3
5439000	8/31/1999	0.78	0.78	0.2602	0.20	10835	91.8376%	Fecal		CFU/100 mL	200	283.2	86400	-	993.3
5439000	8/8/2003	0.78	0.78	0.2602	0.20	10835	91.8376%	Fecal		CFU/100 mL	200	283.2	86400	-	993.3
5439000	10/17/2003	0.78	0.78	0.2602	0.20	10835	91.8376%	Fecal		CFU/100 mL	200	283.2	86400	-	993.3
5439000	9/14/2010	0.78	0.78	0.2602	0.20	10835	91.8376%	Fecal		CFU/100 mL	200	283.2	86400	-	993.3
5439000	9/28/2014	0.78	0.78	0.2602	0.20	10835	91.8376%	Fecal		CFU/100 mL	200	283.2	86400	-	993.3
5439000	10/21/2020	0.78	0.78	0.2602	0.20	10835	91.8376%	Fecal		CFU/100 mL	200	283.2	86400	-	993.3
5439000	10/4/1997	0.77	0.77	0.2602	0.20	10842	91.8969%	Fecal		CFU/100 mL	200	283.2	86400	-	980.6
5439000	12/25/2002	0.77	0.77	0.2602	0.20	10842	91.8969%	Fecal		CFU/100 mL	200	283.2	86400	-	980.6
5439000	11/27/2005	0.77	0.77	0.2602	0.20	10842	91.8969%	Fecal		CFU/100 mL	200	283.2	86400	-	980.6
5439000	12/22/2010	0.77	0.77	0.2602	0.20	10842	91.8969%	Fecal		CFU/100 mL	200	283.2	86400	-	980.6
5439000	8/23/1992	0.76	0.76	0.2602	0.20	10846	91.9308%	Fecal		CFU/100 mL	200	283.2	86400	-	967.8
5439000	11/25/2002	0.76	0.76	0.2602	0.20	10846	91.9308%	Fecal		CFU/100 mL	200	283.2	86400	-	967.8
5439000	12/24/2002	0.76	0.76	0.2602	0.20	10846	91.9308%	Fecal		CFU/100 mL	200	283.2	86400	-	967.8
5439000	10/31/2003	0.76	0.76	0.2602	0.20	10846	91.9308%	Fecal		CFU/100 mL	200	283.2	86400	-	967.8
5439000	10/25/2013	0.76	0.76	0.2602	0.20	10846	91.9308%	Fecal		CFU/100 mL	200	283.2	86400	-	967.8
5439000	3/1/2006	0.75	0.75	0.2602	0.20	10851	91.9732%	Fecal		CFU/100 mL	200	283.2	86400	-	955.1
5439000	3/2/2006	0.75	0.75	0.2602	0.20	10851	91.9732%	Fecal		CFU/100 mL	200	283.2	86400	-	955.1
5439000	11/30/2013	0.75	0.75	0.2602	0.20	10851	91.9732%	Fecal		CFU/100 mL	200	283.2	86400	-	955.1
5439000	12/2/2013	0.75	0.75	0.2602	0.20	10851	91.9732%	Fecal		CFU/100 mL	200	283.2	86400	-	955.1
5439000	9/15/2004	0.74	0.74	0.2602	0.19	10855	92.0071%	Fecal		CFU/100 mL	200	283.2	86400	-	942.4
5439000	9/21/2006	0.74	0.74	0.2602	0.19	10855	92.0071%	Fecal		CFU/100 mL	200	283.2	86400	-	942.4
5439000	10/15/2006	0.74	0.74	0.2602	0.19	10855	92.0071%	Fecal		CFU/100 mL	200	283.2	86400	-	942.4
5439000	9/13/2012	0.74	0.74	0.2602	0.19	10855	92.0071%	Fecal		CFU/100 mL	200	283.2	86400	-	942.4
5439000	10/1/2012	0.74	0.74	0.2602	0.19	10855	92.0071%	Fecal		CFU/100 mL	200	283.2	86400	-	942.4
5439000	8/23/1991	0.73	0.73	0.2602	0.19	10860	92.0495%	Fecal		CFU/100 mL	200	283.2	86400	-	929.6
5439000	11/26/1997	0.73	0.73	0.2602	0.19	10860	92.0495%	Fecal		CFU/100 mL	200	283.2	86400	-	929.6
5439000	9/7/2004	0.73	0.73	0.2602	0.19	10860	92.0495%	Fecal		CFU/100 mL	200	283.2	86400	-	929.6
5439000	9/17/2004	0.73	0.73	0.2602	0.19	10860	92.0495%	Fecal		CFU/100 mL	200	283.2	86400	-	929.6
5439000	10/4/2012	0.73	0.73	0.2602	0.19	10860	92.0495%	Fecal		CFU/100 mL	200	283.2	86400	-	929.6
5439000	10/22/2013	0.73	0.73	0.2602	0.19	10860	92.0495%	Fecal		CFU/100 mL	200	283.2	86400	-	929.6
5439000	9/5/2001	0.72	0.72	0.2602	0.19	10866	92.1004%	Fecal		CFU/100 mL	200	283.2	86400	-	916.9
5439000	9/24/2002	0.72	0.72	0.2602	0.19	10866	92.1004%	Fecal		CFU/100 mL	200	283.2	86400	-	916.9
5439000	8/16/2004	0.72	0.72	0.2602	0.19	10866	92.1004%	Fecal		CFU/100 mL	200	283.2	86400	-	916.9
5439000	10/30/2012	0.72	0.72	0.2602	0.19	10866	92.1004%	Fecal		CFU/100 mL	200	283.2	86400	-	916.9
5439000	8/22/1992	0.71	0.71	0.2602	0.18	10870	92.1343%	Fecal		CFU/100 mL	200	283.2	86400	-	904.2
5439000	10/13/1995	0.71	0.71	0.2602	0.18	10870	92.1343%	Fecal		CFU/100 mL	200	283.2	86400	-	904.2
5439000	10/15/2015	0.71	0.71	0.2602	0.18	10870	92.1343%	Fecal		CFU/100 mL	200	283.2	86400	-	904.2
5439000	8/23/1997	0.7	0.7	0.2602	0.18	10873	92.1597%	Fecal		CFU/100 mL	200	283.2	86400	-	891.4
5439000	8/24/1997	0.7	0.7	0.2602	0.18	10873	92.1597%	Fecal		CFU/100 mL	200	283.2	86400	-	891.4
5439000	12/23/1997	0.7	0.7	0.2602	0.18	10873	92.1597%	Fecal		CFU/100 mL	200	283.2	86400	-	891.4

Gage ID	Date	Discharge (CFS)	Gage Discharge (less Surrogate NPDES) (CFS)	Watershed Area Ratio	Calculated flow (CFS)	Rank	Flow Exceedance %	Parameter	Results	Units (mg or micro_gram	Limit/Standard	100mL/CF	sec/day	Actual Load (million colonies/day)	Allowable Load (million colonies/day)
5439000	12/26/2002	0.7	0.7	0.2602	0.18	10873	92.1597%	Fecal		CFU/100 mL	200	283.2	86400	-	891.4
5439000	9/28/2010	0.7	0.7	0.2602	0.18	10873	92.1597%	Fecal		CFU/100 mL	200	283.2	86400	-	891.4
5439000	12/8/2012	0.7	0.7	0.2602	0.18	10873	92.1597%	Fecal		CFU/100 mL	200	283.2	86400	-	891.4
5439000	12/1/2013	0.7	0.7	0.2602	0.18	10873	92.1597%	Fecal		CFU/100 mL	200	283.2	86400	-	891.4
5439000	9/13/1998	0.69	0.69	0.2602	0.18	10880	92.2190%	Fecal		CFU/100 mL	200	283.2	86400	-	878.7
5439000	8/16/1999	0.69	0.69	0.2602	0.18	10880	92.2190%	Fecal		CFU/100 mL	200	283.2	86400	-	878.7
5439000	9/3/2004	0.69	0.69	0.2602	0.18	10880	92.2190%	Fecal		CFU/100 mL	200	283.2	86400	-	878.7
5439000	9/9/2006	0.69	0.69	0.2602	0.18	10880	92.2190%	Fecal		CFU/100 mL	200	283.2	86400	-	878.7
5439000	9/18/2011	0.69	0.69	0.2602	0.18	10880	92.2190%	Fecal		CFU/100 mL	200	283.2	86400	-	878.7
5439000	10/9/2020	0.69	0.69	0.2602	0.18	10880	92.2190%	Fecal		CFU/100 mL	200	283.2	86400	-	878.7
5439000	9/2/1995	0.68	0.68	0.2602	0.18	10886	92.2699%	Fecal		CFU/100 mL	200	283.2	86400	-	866.0
5439000	12/13/1997	0.68	0.68	0.2602	0.18	10886	92.2699%	Fecal		CFU/100 mL	200	283.2	86400	-	866.0
5439000	9/20/1999	0.68	0.68	0.2602	0.18	10886	92.2699%	Fecal		CFU/100 mL	200	283.2	86400	-	866.0
5439000	7/28/2001	0.68	0.68	0.2602	0.18	10886	92.2699%	Fecal		CFU/100 mL	200	283.2	86400	-	866.0
5439000	10/1/2006	0.68	0.68	0.2602	0.18	10886	92.2699%	Fecal		CFU/100 mL	200	283.2	86400	-	866.0
5439000	9/11/2012	0.68	0.68	0.2602	0.18	10886	92.2699%	Fecal		CFU/100 mL	200	283.2	86400	-	866.0
5439000	11/22/1997	0.67	0.67	0.2602	0.17	10892	92.3207%	Fecal		CFU/100 mL	200	283.2	86400	-	853.2
5439000	9/12/1999	0.67	0.67	0.2602	0.17	10892	92.3207%	Fecal		CFU/100 mL	200	283.2	86400	-	853.2
5439000	11/7/2005	0.67	0.67	0.2602	0.17	10892	92.3207%	Fecal		CFU/100 mL	200	283.2	86400	-	853.2
5439000	10/7/2006	0.67	0.67	0.2602	0.17	10892	92.3207%	Fecal		CFU/100 mL	200	283.2	86400	-	853.2
5439000	9/17/2010	0.67	0.67	0.2602	0.17	10892	92.3207%	Fecal		CFU/100 mL	200	283.2	86400	-	853.2
5439000	10/2/2012	0.67	0.67	0.2602	0.17	10892	92.3207%	Fecal		CFU/100 mL	200	283.2	86400	-	853.2
5439000	9/24/2018	0.67	0.67	0.2602	0.17	10892	92.3207%	Fecal		CFU/100 mL	200	283.2	86400	-	853.2
5439000	9/3/1999	0.66	0.66	0.2602	0.17	10899	92.3801%	Fecal		CFU/100 mL	200	283.2	86400	-	840.5
5439000	8/11/2003	0.66	0.66	0.2602	0.17	10899	92.3801%	Fecal		CFU/100 mL	200	283.2	86400	-	840.5
5439000	8/21/2004	0.66	0.66	0.2602	0.17	10899	92.3801%	Fecal		CFU/100 mL	200	283.2	86400	-	840.5
5439000	9/2/2004	0.66	0.66	0.2602	0.17	10899	92.3801%	Fecal		CFU/100 mL	200	283.2	86400	-	840.5
5439000	9/25/2005	0.66	0.66	0.2602	0.17	10899	92.3801%	Fecal		CFU/100 mL	200	283.2	86400	-	840.5
5439000	9/23/2021	0.66	0.66	0.2602	0.17	10899	92.3801%	Fecal		CFU/100 mL	200	283.2	86400	-	840.5
5439000	8/21/2001	0.65	0.65	0.2602	0.17	10905	92.4309%	Fecal		CFU/100 mL	200	283.2	86400	-	827.8
5439000	9/14/2003	0.65	0.65	0.2602	0.17	10905	92.4309%	Fecal		CFU/100 mL	200	283.2	86400	-	827.8
5439000	7/11/2005	0.65	0.65	0.2602	0.17	10905	92.4309%	Fecal		CFU/100 mL	200	283.2	86400	-	827.8
5439000	3/3/2006	0.65	0.65	0.2602	0.17	10905	92.4309%	Fecal		CFU/100 mL	200	283.2	86400	-	827.8
5439000	8/8/2006	0.65	0.65	0.2602	0.17	10905	92.4309%	Fecal		CFU/100 mL	200	283.2	86400	-	827.8
5439000	12/27/2012	0.65	0.65	0.2602	0.17	10905	92.4309%	Fecal		CFU/100 mL	200	283.2	86400	-	827.8
5439000	10/12/2020	0.65	0.65	0.2602	0.17	10905	92.4309%	Fecal		CFU/100 mL	200	283.2	86400	-	827.8
5439000	9/3/2021	0.65	0.65	0.2602	0.17	10905	92.4309%	Fecal		CFU/100 mL	200	283.2	86400	-	827.8
5439000	9/15/1994	0.64	0.64	0.2602	0.17	10913	92.4987%	Fecal		CFU/100 mL	200	283.2	86400	-	815.0
5439000	11/17/1997	0.64	0.64	0.2602	0.17	10913	92.4987%	Fecal		CFU/100 mL	200	283.2	86400	-	815.0
5439000	11/26/2002	0.64	0.64	0.2602	0.17	10913	92.4987%	Fecal		CFU/100 mL	200	283.2	86400	-	815.0
5439000	10/24/2003	0.64	0.64	0.2602	0.17	10913	92.4987%	Fecal		CFU/100 mL	200	283.2	86400	-	815.0
5439000	11/14/2005	0.64	0.64	0.2602	0.17	10913	92.4987%	Fecal		CFU/100 mL	200	283.2	86400	-	815.0
5439000	9/27/2010	0.64	0.64	0.2602	0.17	10913	92.4987%	Fecal		CFU/100 mL	200	283.2	86400	-	815.0
5439000	9/8/2017	0.64	0.64	0.2602	0.17	10913	92.4987%	Fecal		CFU/100 mL	200	283.2	86400	-	815.0
5439000	10/13/2020	0.64	0.64	0.2602	0.17	10913	92.4987%	Fecal		CFU/100 mL	200	283.2	86400	-	815.0
5439000	9/20/2021	0.64	0.64	0.2602	0.17	10913	92.4987%	Fecal		CFU/100 mL	200	283.2	86400	-	815.0
5439000	8/1/2006	0.63	0.63	0.2602	0.16	10922	92.5750%	Fecal		CFU/100 mL	200	283.2	86400	-	802.3
5439000	10/16/2015	0.63	0.63	0.2602	0.16	10922	92.5750%	Fecal		CFU/100 mL	200	283.2	86400	-	802.3
5439000	10/3/1995	0.62	0.62	0.2602	0.16	10924	92.5920%	Fecal		CFU/100 mL	200	283.2	86400	-	789.6
5439000	8/11/1997	0.62	0.62	0.2602	0.16	10924	92.5920%	Fecal		CFU/100 mL	200	283.2	86400	-	789.6
5439000	10/25/1997	0.62	0.62	0.2602	0.16	10924	92.5920%	Fecal		CFU/100 mL	200	283.2	86400	-	789.6
5439000	7/25/2002	0.62	0.62	0.2602	0.16	10924	92.5920%	Fecal		CFU/100 mL	200	283.2	86400	-	789.6
5439000	12/15/2002	0.62	0.62	0.2602	0.16	10924	92.5920%	Fecal		CFU/100 mL	200	283.2	86400	-	789.6
5439000	8/22/2004	0.62	0.62	0.2602	0.16	10924	92.5920%	Fecal		CFU/100 mL	200	283.2	86400	-	789.6
5439000	8/24/2005	0.62	0.62	0.2602	0.16	10924	92.5920%	Fecal		CFU/100 mL	200	283.2	86400	-	789.6
5439000	10/8/2006	0.62	0.62	0.2602	0.16	10924	92.5920%	Fecal		CFU/100 mL	200	283.2	86400	-	789.6
5439000	11/2/2012	0.62	0.62	0.2602	0.16	10924	92.5920%	Fecal		CFU/100 mL	200	283.2	86400	-	789.6
5439000	12/18/2012	0.62	0.62	0.2602	0.16	10924	92.5920%	Fecal		CFU/100 mL	200	283.2	86400	-	789.6
5439000	9/3/1995	0.61	0.61	0.2602	0.16	10934	92.6767%	Fecal		CFU/100 mL	200	283.2	86400	-	776.8
5439000	8/23/2001	0.61	0.61	0.2602	0.16	10934	92.6767%	Fecal		CFU/100 mL	200	283.2	86400	-	776.8
5439000	9/13/2001	0.61	0.61	0.2602	0.16	10934	92.6767%	Fecal		CFU/100 mL	200	283.2	86400	-	776.8
5439000	9/29/2006	0.61	0.61	0.2602	0.16	10934	92.6767%	Fecal		CFU/100 mL	200	283.2	86400	-	776.8
5439000	10/26/2013	0.61	0.61	0.2602	0.16	10934	92.6767%	Fecal		CFU/100 mL	200	283.2	86400	-	776.8
5439000	1/4/2014	0.61	0.61	0.2602	0.16	10934	92.6767%	Fecal		CFU/100 mL	200	283.2	86400	-	776.8
5439000	9/13/1995	0.6	0.6	0.2602	0.16	10940	92.7276%	Fecal		CFU/100 mL	200	283.2	86400	-	764.1
5439000	8/14/1997	0.6	0.6	0.2602	0.16	10940	92.7276%	Fecal		CFU/100 mL	200	283.2	86400	-	764.1
5439000	8/25/1997	0.6	0.6	0.2602	0.16	10940	92.7276%	Fecal		CFU/100 mL	200	283.2	86400	-	764.1
5439000	9/7/1997	0.6	0.6	0.2602	0.16	10940	92.7276%	Fecal		CFU/100 mL	200	283.2	86400	-	764.1
5439000	12/7/1997	0.6	0.6	0.2602	0.16	10940	92.7276%	Fecal		CFU/100 mL	200	283.2	86400	-	764.1
5439000	8/15/2004	0.6	0.6	0.2602	0.16	10940	92.7276%	Fecal		CFU/100 mL	200	283.2	86400	-	764.1
5439000	10/14/2013	0.6	0.6	0.2602	0.16	10940	92.7276%	Fecal		CFU/100 mL	200	283.2	86400	-	764.1
5439000	10/20/2013	0.6	0.6	0.2602	0.16	10940	92.7276%	Fecal		CFU/100 mL	200	283.2	86400	-	764.1
5439000	10/11/2020	0.6	0.6	0.2602	0.16	10940	92.7276%	Fecal		CFU/100 mL	200	283.2	86400	-	764.1
5439000	10/1/1997	0.59	0.59	0.2602	0.15	10949	92.8039%	Fecal		CFU/100 mL	200	283.2	86400	-	751.4
5439000	11/23/1997	0.59	0.59	0.2602	0.15	10949	92.8039%	Fecal		CFU/100 mL	200	283.2	86400	-	751.4
5439000	8/7/2001	0.59	0.59	0.2602	0.15	10949	92.8039%	Fecal		CFU/100 mL	200	283.2	86400	-	751.4
5439000	7/26/2002	0.59	0.59	0.2602	0.15	10949	92.8039%	Fecal		CFU/100 mL	200	283.2	86400	-	751.4
5439000	12/8/2010	0.59	0.59	0.2602	0.15	10949	92.8039%	Fecal		CFU/100 mL	200	283.2	86400	-	751.4
5439000	10/3/2012	0.59	0.59	0.2602	0.15	10949	92.8039%	Fecal		CFU/100 mL	200	283.2	86400	-	751.4
5439000	9/18/2013	0.59	0.59	0.2602	0.15	10949	92.8039%	Fecal		CFU/100 mL	200	283.2	86400	-	751.4
5439000	9/7/2002	0.58	0.58	0.2602	0.15	10956	92.8632%	Fecal		CFU/100 mL	200	283.2	86400	-	738.6
5439000	9/10/2002	0.58	0.58	0.2602	0.15	10956	92.8632%	Fecal		CFU/100 mL	200	283.2	86400	-	738.6
5439000	10/10/2002	0.58	0.58	0.2602	0.15	10956	92.8632%	Fecal		CFU/100 mL	200	283.2	86400	-	738.6
5439000	10/18/2003	0.58	0.58	0.2602	0.15	10956	92.8632%	Fecal		CFU/100 mL	200	283.2	86400	-	738.6
5439000	7/30/2005	0.58	0.58	0.2602	0.15	10956	92.8632%	Fecal		CFU/100 mL	200	283.2	86400	-	738.6
5439000	3/5/2006	0.58	0.58	0.2602	0.15	10956	92.8632%	Fecal		CFU/100 mL	200	283.2	86400	-	738.6
5439000	9/29/2014	0.58	0.58	0.2602	0.15	10956	92.8632%	Fecal		CFU/100 mL	200	283.2	86400	-	738.6
5439000	11/21/1997	0.57	0.57	0.2602	0.15	10963	92.9225%	Fecal		CFU/100 mL	200	283.2	86400	-	725.9
5439000	12/14/1997	0.57	0.57	0.2602	0.15	10963	92.9225%	Fecal		CFU/100 mL	200	283.2	86400	-	725.9
5439000	12/27/2002	0.57	0.57	0.2602	0.15	10963	92.9225%	Fecal		CFU/100 mL	200	283.2	86400	-	725.9
5439000	10/19/2003	0.57	0.57	0.2602	0.15	10963	92.9225%	Fecal		CFU/100 mL	200	283.2	86400	-	725.9
5439000	9/26/2005	0.57	0.57	0.2602	0.15	10963	92.9225%	Fecal		CFU/100 mL	200	283.2	86400	-	725.9
5439000	10/9/2006	0.57	0.57	0.2602	0.15	10963	92.9225%	Fecal		CFU/100 mL	200	283.2	86400	-	725.9
5439000	9/21/2011	0.57	0.57	0.2602	0.15	10963	92.9225%	Fecal		CFU/100 mL	200	283.2	86400	-	725.9
5439000	9/17/2013	0.57	0.57	0.2602	0.15	10963	92.9225%	Fecal		CFU/100 mL	200	283.2	86400	-	725.9
5439000	10/17/2015	0.57	0.57	0.2602	0.15	10963	92.9225%	Fecal		CFU/100 mL	200	283.2	86400	-	725.9
5439000	10/14/2020	0.57	0.57	0.2602	0.15	10963	92.9225%	Fecal		CFU/100 mL	200	283.2	86400	-	725.9
5439000	11/24/1997	0.56	0.56	0.2602	0.15	10973	93.0073%	Fecal		CFU/100 mL	200	283.2	86400	-	713.1
5439000	8/24/2001	0.56	0.56	0.2602	0.15	10973	93.0073%	Fecal		CFU/100 mL	200	283.2	86400	-	713.1
5439000	9/14/2002	0.56	0.56	0.2602	0.15	10973	93.0073%	Fecal		CFU/100 mL	200	283.2	86400	-	713.1
5439000	8/9/2003	0.56	0.56	0.2602	0.15	10973	93.0073%	Fecal		CFU/100 mL	200	283.2	86400	-	713.1
5439000	8/22/2003	0.56	0.56	0.2602	0.15	10973	93.0073%	Fecal		CFU/100 mL	200	283.2	86400	-	713.1
5439000	8/23/2004	0.56	0.56	0.2602	0.15	10973	93.0073%	Fecal		CFU/100 mL	200	283.2	86400	-	713.1
5439000	8/16/2005	0.56	0.56	0.2602	0.15	10973	93.0073%	Fecal		CFU/100 mL	200	283.2	86400	-	713.1
5439000	9/7/2011	0.56	0.56	0.2602	0.15	10973	93.0073%	Fecal		CFU/100 mL	200	283.2	86400	-	713.1
5439000	8/15/2013	0.56	0.56	0.2602	0.15	10973	93.0073%	Fecal		CFU/100 mL	200	283.2	86400	-	713.1
5439000	10/21/2013	0.56	0.56	0.2602	0.15	10973	93.0073%	Fecal		CFU/100 mL	200	283.2	86400	-	713.1
5439000	10/18/2015	0.56	0.56	0.2602	0.15	10973	93.0073%	Fecal		CFU/100 mL	200	283.2	86400	-	713.1
5439000	9/4/2021	0.56	0.56	0.2602	0.15	10973	93.0073%	Fecal		CFU/100 mL	200	283.2	86400	-	713.1
5439000	9/27/1995	0.55	0.55	0.2602	0.14	10985	93.1090%	Fecal		CFU/100 mL	200	283.2	86400	-	700.4
5439000	8/12/1997	0.55	0.55	0.2602	0.14	10985	93.1090%	Fecal		CFU/100 mL	200	283.2	86400	-	700.4
5439000	11/18/1997	0.55	0.55	0.2602	0.14	10985	93.1090%	Fecal		CFU/100 mL	200	283.2	86400	-	700.4
5439000	9/11/1998	0.55	0.55	0.2602	0.14	10985	93.1090%	Fecal		CFU/100 mL	200	283.2	86400	-	700.4
5439000	9/25/2002	0.55	0.55	0.2602	0.14	10985	93.1090%	Fecal		CFU/100 mL	200	283.2	86400	-	700.4
5439000	8/20/2012	0.55	0.55	0.2602	0.14	10985	93.1090%	Fecal		CFU/100 mL	200	283.2	86400	-	700.4
5439000	9/30/2012	0.55	0.55	0.2602	0.14	10985	93.1090%	Fecal		CFU/100 mL	200	283.2	86400	-	700.4
5439000	12/25/2013	0.55	0.55	0.2602	0.14	10985	93.1090%	Fecal		CFU/100 mL	200	283.2	86400	-	700.4
5439000	12/22/1997	0.54	0.54	0.2602	0.14	10993	93.1768%	Fecal		CFU/100 mL	200	283.2	86400	-	687.7
5439000	9/8/2002	0.54	0.54	0.2602	0.14	10993	93.1768%	Fecal		CFU/100 mL	200	283.2	86400	-	687.7
5439000	9/12/2002	0.54	0.54	0.2602	0.14	10993	93.1768%	Fecal		CFU/100 mL	200	283.2	86400	-	687.7
5439000	11/27/2002	0.54	0.54	0.2602	0.14	10993	93.1768%	Fecal		CFU/100 mL	200	283.2	86400	-	687.7
5439000	1/8/2006	0.54	0.54	0.2602	0.14	10993	93.1768%	Fecal		CFU/100 mL	200	283.2	86400	-	687.7
5439000	10/2/2010	0.54	0.54	0.2602	0.14	10993	93.1768%	Fecal		CFU/100 mL	200	283.2	86400	-	687.7
5439000	12/28/2012	0.54	0.54	0.2602	0.14	10993	93.1768%	Fecal		CFU/100 mL	200	283.2	86400	-	687.7
5439000	9/16/1994	0.53	0.53	0.2602	0.14	11000	93.2361%	Fecal		CFU/100 mL	200	283.2	86400	-	674.9

Gage ID	Date	Discharge (CFS)	Gage Discharge (less Surrogate NPDES) (CFS)	Watershed Area Ratio	Calculated flow (CFS)	Rank	Flow Exceedance %	Parameter	Results	Units (mg or micro_gram	Limit/Standard	100mL/CF	sec/day	Actual Load (million colonies/day)	Allowable Load (million colonies/day)
5439000	7/28/1997	0.53	0.53	0.2602	0.14	11000	93.2361%	Fecal		CFU/100 mL	200	283.2	86400	-	674.9
5439000	9/1/1999	0.53	0.53	0.2602	0.14	11000	93.2361%	Fecal		CFU/100 mL	200	283.2	86400	-	674.9
5439000	8/27/2001	0.53	0.53	0.2602	0.14	11000	93.2361%	Fecal		CFU/100 mL	200	283.2	86400	-	674.9
5439000	10/27/2004	0.53	0.53	0.2602	0.14	11000	93.2361%	Fecal		CFU/100 mL	200	283.2	86400	-	674.9
5439000	10/3/2010	0.53	0.53	0.2602	0.14	11000	93.2361%	Fecal		CFU/100 mL	200	283.2	86400	-	674.9
5439000	9/21/2013	0.53	0.53	0.2602	0.14	11000	93.2361%	Fecal		CFU/100 mL	200	283.2	86400	-	674.9
5439000	11/19/1997	0.52	0.52	0.2602	0.14	11007	93.2955%	Fecal		CFU/100 mL	200	283.2	86400	-	662.2
5439000	9/14/2001	0.52	0.52	0.2602	0.14	11007	93.2955%	Fecal		CFU/100 mL	200	283.2	86400	-	662.2
5439000	9/16/2001	0.52	0.52	0.2602	0.14	11007	93.2955%	Fecal		CFU/100 mL	200	283.2	86400	-	662.2
5439000	12/14/2002	0.52	0.52	0.2602	0.14	11007	93.2955%	Fecal		CFU/100 mL	200	283.2	86400	-	662.2
5439000	9/4/2004	0.52	0.52	0.2602	0.14	11007	93.2955%	Fecal		CFU/100 mL	200	283.2	86400	-	662.2
5439000	10/14/2004	0.52	0.52	0.2602	0.14	11007	93.2955%	Fecal		CFU/100 mL	200	283.2	86400	-	662.2
5439000	3/4/2006	0.52	0.52	0.2602	0.14	11007	93.2955%	Fecal		CFU/100 mL	200	283.2	86400	-	662.2
5439000	9/30/2006	0.52	0.52	0.2602	0.14	11007	93.2955%	Fecal		CFU/100 mL	200	283.2	86400	-	662.2
5439000	9/30/2014	0.52	0.52	0.2602	0.14	11007	93.2955%	Fecal		CFU/100 mL	200	283.2	86400	-	662.2
5439000	10/10/2020	0.52	0.52	0.2602	0.14	11007	93.2955%	Fecal		CFU/100 mL	200	283.2	86400	-	662.2
5439000	10/18/1997	0.51	0.51	0.2602	0.13	11017	93.3802%	Fecal		CFU/100 mL	200	283.2	86400	-	649.5
5439000	11/9/1997	0.51	0.51	0.2602	0.13	11017	93.3802%	Fecal		CFU/100 mL	200	283.2	86400	-	649.5
5439000	11/20/1997	0.51	0.51	0.2602	0.13	11017	93.3802%	Fecal		CFU/100 mL	200	283.2	86400	-	649.5
5439000	12/9/1997	0.51	0.51	0.2602	0.13	11017	93.3802%	Fecal		CFU/100 mL	200	283.2	86400	-	649.5
5439000	8/10/2003	0.51	0.51	0.2602	0.13	11017	93.3802%	Fecal		CFU/100 mL	200	283.2	86400	-	649.5
5439000	1/27/2006	0.51	0.51	0.2602	0.13	11017	93.3802%	Fecal		CFU/100 mL	200	283.2	86400	-	649.5
5439000	12/29/2012	0.51	0.51	0.2602	0.13	11017	93.3802%	Fecal		CFU/100 mL	200	283.2	86400	-	649.5
5439000	9/16/1995	0.5	0.5	0.2602	0.13	11024	93.4396%	Fecal		CFU/100 mL	200	283.2	86400	-	636.7
5439000	11/25/1997	0.5	0.5	0.2602	0.13	11024	93.4396%	Fecal		CFU/100 mL	200	283.2	86400	-	636.7
5439000	9/2/1999	0.5	0.5	0.2602	0.13	11024	93.4396%	Fecal		CFU/100 mL	200	283.2	86400	-	636.7
5439000	9/15/2001	0.5	0.5	0.2602	0.13	11024	93.4396%	Fecal		CFU/100 mL	200	283.2	86400	-	636.7
5439000	9/26/2002	0.5	0.5	0.2602	0.13	11024	93.4396%	Fecal		CFU/100 mL	200	283.2	86400	-	636.7
5439000	12/28/2002	0.5	0.5	0.2602	0.13	11024	93.4396%	Fecal		CFU/100 mL	200	283.2	86400	-	636.7
5439000	10/20/2003	0.5	0.5	0.2602	0.13	11024	93.4396%	Fecal		CFU/100 mL	200	283.2	86400	-	636.7
5439000	10/10/2006	0.5	0.5	0.2602	0.13	11024	93.4396%	Fecal		CFU/100 mL	200	283.2	86400	-	636.7
5439000	9/6/2013	0.5	0.5	0.2602	0.13	11024	93.4396%	Fecal		CFU/100 mL	200	283.2	86400	-	636.7
5439000	9/9/2017	0.5	0.5	0.2602	0.13	11024	93.4396%	Fecal		CFU/100 mL	200	283.2	86400	-	636.7
5439000	9/12/1995	0.49	0.49	0.2602	0.13	11034	93.5243%	Fecal		CFU/100 mL	200	283.2	86400	-	624.0
5439000	12/20/1997	0.49	0.49	0.2602	0.13	11034	93.5243%	Fecal		CFU/100 mL	200	283.2	86400	-	624.0
5439000	7/29/2001	0.49	0.49	0.2602	0.13	11034	93.5243%	Fecal		CFU/100 mL	200	283.2	86400	-	624.0
5439000	8/20/2002	0.49	0.49	0.2602	0.13	11034	93.5243%	Fecal		CFU/100 mL	200	283.2	86400	-	624.0
5439000	9/8/2004	0.49	0.49	0.2602	0.13	11034	93.5243%	Fecal		CFU/100 mL	200	283.2	86400	-	624.0
5439000	9/24/2005	0.49	0.49	0.2602	0.13	11034	93.5243%	Fecal		CFU/100 mL	200	283.2	86400	-	624.0
5439000	9/27/2005	0.49	0.49	0.2602	0.13	11034	93.5243%	Fecal		CFU/100 mL	200	283.2	86400	-	624.0
5439000	12/11/2012	0.49	0.49	0.2602	0.13	11034	93.5243%	Fecal		CFU/100 mL	200	283.2	86400	-	624.0
5439000	9/11/2017	0.49	0.49	0.2602	0.13	11034	93.5243%	Fecal		CFU/100 mL	200	283.2	86400	-	624.0
5439000	10/20/2020	0.49	0.49	0.2602	0.13	11034	93.5243%	Fecal		CFU/100 mL	200	283.2	86400	-	624.0
5439000	7/29/1997	0.48	0.48	0.2602	0.12	11044	93.6091%	Fecal		CFU/100 mL	200	283.2	86400	-	611.3
5439000	11/15/1997	0.48	0.48	0.2602	0.12	11044	93.6091%	Fecal		CFU/100 mL	200	283.2	86400	-	611.3
5439000	8/9/2002	0.48	0.48	0.2602	0.12	11044	93.6091%	Fecal		CFU/100 mL	200	283.2	86400	-	611.3
5439000	8/12/2003	0.48	0.48	0.2602	0.12	11044	93.6091%	Fecal		CFU/100 mL	200	283.2	86400	-	611.3
5439000	7/12/2005	0.48	0.48	0.2602	0.12	11044	93.6091%	Fecal		CFU/100 mL	200	283.2	86400	-	611.3
5439000	8/19/2006	0.48	0.48	0.2602	0.12	11044	93.6091%	Fecal		CFU/100 mL	200	283.2	86400	-	611.3
5439000	9/8/2011	0.48	0.48	0.2602	0.12	11044	93.6091%	Fecal		CFU/100 mL	200	283.2	86400	-	611.3
5439000	12/6/2013	0.48	0.48	0.2602	0.12	11044	93.6091%	Fecal		CFU/100 mL	200	283.2	86400	-	611.3
5439000	9/5/2021	0.48	0.48	0.2602	0.12	11044	93.6091%	Fecal		CFU/100 mL	200	283.2	86400	-	611.3
5439000	8/18/1992	0.47	0.47	0.2602	0.12	11053	93.6854%	Fecal		CFU/100 mL	200	283.2	86400	-	598.5
5439000	12/8/1997	0.47	0.47	0.2602	0.12	11053	93.6854%	Fecal		CFU/100 mL	200	283.2	86400	-	598.5
5439000	12/21/1997	0.47	0.47	0.2602	0.12	11053	93.6854%	Fecal		CFU/100 mL	200	283.2	86400	-	598.5
5439000	12/13/2002	0.47	0.47	0.2602	0.12	11053	93.6854%	Fecal		CFU/100 mL	200	283.2	86400	-	598.5
5439000	11/18/2005	0.47	0.47	0.2602	0.12	11053	93.6854%	Fecal		CFU/100 mL	200	283.2	86400	-	598.5
5439000	8/28/2013	0.47	0.47	0.2602	0.12	11053	93.6854%	Fecal		CFU/100 mL	200	283.2	86400	-	598.5
5439000	12/26/2013	0.47	0.47	0.2602	0.12	11053	93.6854%	Fecal		CFU/100 mL	200	283.2	86400	-	598.5
5439000	12/16/1997	0.46	0.46	0.2602	0.12	11060	93.7447%	Fecal		CFU/100 mL	200	283.2	86400	-	585.8
5439000	8/19/1999	0.46	0.46	0.2602	0.12	11060	93.7447%	Fecal		CFU/100 mL	200	283.2	86400	-	585.8
5439000	3/10/2003	0.46	0.46	0.2602	0.12	11060	93.7447%	Fecal		CFU/100 mL	200	283.2	86400	-	585.8
5439000	10/23/2003	0.46	0.46	0.2602	0.12	11060	93.7447%	Fecal		CFU/100 mL	200	283.2	86400	-	585.8
5439000	9/18/2004	0.46	0.46	0.2602	0.12	11060	93.7447%	Fecal		CFU/100 mL	200	283.2	86400	-	585.8
5439000	8/11/2005	0.46	0.46	0.2602	0.12	11060	93.7447%	Fecal		CFU/100 mL	200	283.2	86400	-	585.8
5439000	8/11/2006	0.46	0.46	0.2602	0.12	11060	93.7447%	Fecal		CFU/100 mL	200	283.2	86400	-	585.8
5439000	10/4/2010	0.46	0.46	0.2602	0.12	11060	93.7447%	Fecal		CFU/100 mL	200	283.2	86400	-	585.8
5439000	7/16/2012	0.46	0.46	0.2602	0.12	11060	93.7447%	Fecal		CFU/100 mL	200	283.2	86400	-	585.8
5439000	8/16/2013	0.46	0.46	0.2602	0.12	11060	93.7447%	Fecal		CFU/100 mL	200	283.2	86400	-	585.8
5439000	9/10/2017	0.46	0.46	0.2602	0.12	11060	93.7447%	Fecal		CFU/100 mL	200	283.2	86400	-	585.8
5439000	9/17/1995	0.45	0.45	0.2602	0.12	11071	93.8379%	Fecal		CFU/100 mL	200	283.2	86400	-	573.1
5439000	12/15/1997	0.45	0.45	0.2602	0.12	11071	93.8379%	Fecal		CFU/100 mL	200	283.2	86400	-	573.1
5439000	9/14/1999	0.45	0.45	0.2602	0.12	11071	93.8379%	Fecal		CFU/100 mL	200	283.2	86400	-	573.1
5439000	8/10/2001	0.45	0.45	0.2602	0.12	11071	93.8379%	Fecal		CFU/100 mL	200	283.2	86400	-	573.1
5439000	8/2/2002	0.45	0.45	0.2602	0.12	11071	93.8379%	Fecal		CFU/100 mL	200	283.2	86400	-	573.1
5439000	11/28/2002	0.45	0.45	0.2602	0.12	11071	93.8379%	Fecal		CFU/100 mL	200	283.2	86400	-	573.1
5439000	12/3/2005	0.45	0.45	0.2602	0.12	11071	93.8379%	Fecal		CFU/100 mL	200	283.2	86400	-	573.1
5439000	8/10/2006	0.45	0.45	0.2602	0.12	11071	93.8379%	Fecal		CFU/100 mL	200	283.2	86400	-	573.1
5439000	8/24/2008	0.45	0.45	0.2602	0.12	11071	93.8379%	Fecal		CFU/100 mL	200	283.2	86400	-	573.1
5439000	7/30/2012	0.45	0.45	0.2602	0.12	11071	93.8379%	Fecal		CFU/100 mL	200	283.2	86400	-	573.1
5439000	1/3/2013	0.45	0.45	0.2602	0.12	11071	93.8379%	Fecal		CFU/100 mL	200	283.2	86400	-	573.1
5439000	9/29/2013	0.45	0.45	0.2602	0.12	11071	93.8379%	Fecal		CFU/100 mL	200	283.2	86400	-	573.1
5439000	10/3/2005	0.44	0.44	0.2602	0.11	11083	93.9397%	Fecal		CFU/100 mL	200	283.2	86400	-	560.3
5439000	9/10/2011	0.44	0.44	0.2602	0.11	11083	93.9397%	Fecal		CFU/100 mL	200	283.2	86400	-	560.3
5439000	11/15/2012	0.44	0.44	0.2602	0.11	11083	93.9397%	Fecal		CFU/100 mL	200	283.2	86400	-	560.3
5439000	9/18/1995	0.43	0.43	0.2602	0.11	11086	93.9651%	Fecal		CFU/100 mL	200	283.2	86400	-	547.6
5439000	9/28/1995	0.43	0.43	0.2602	0.11	11086	93.9651%	Fecal		CFU/100 mL	200	283.2	86400	-	547.6
5439000	11/11/1997	0.43	0.43	0.2602	0.11	11086	93.9651%	Fecal		CFU/100 mL	200	283.2	86400	-	547.6
5439000	8/20/1999	0.43	0.43	0.2602	0.11	11086	93.9651%	Fecal		CFU/100 mL	200	283.2	86400	-	547.6
5439000	12/10/2010	0.43	0.43	0.2602	0.11	11086	93.9651%	Fecal		CFU/100 mL	200	283.2	86400	-	547.6
5439000	10/27/2013	0.43	0.43	0.2602	0.11	11086	93.9651%	Fecal		CFU/100 mL	200	283.2	86400	-	547.6
5439000	1/5/2014	0.43	0.43	0.2602	0.11	11086	93.9651%	Fecal		CFU/100 mL	200	283.2	86400	-	547.6
5439000	9/12/2017	0.43	0.43	0.2602	0.11	11086	93.9651%	Fecal		CFU/100 mL	200	283.2	86400	-	547.6
5439000	9/6/2021	0.43	0.43	0.2602	0.11	11086	93.9651%	Fecal		CFU/100 mL	200	283.2	86400	-	547.6
5439000	10/12/1995	0.42	0.42	0.2602	0.11	11095	94.0414%	Fecal		CFU/100 mL	200	283.2	86400	-	534.9
5439000	8/9/2001	0.42	0.42	0.2602	0.11	11095	94.0414%	Fecal		CFU/100 mL	200	283.2	86400	-	534.9
5439000	12/12/2002	0.42	0.42	0.2602	0.11	11095	94.0414%	Fecal		CFU/100 mL	200	283.2	86400	-	534.9
5439000	12/29/2002	0.42	0.42	0.2602	0.11	11095	94.0414%	Fecal		CFU/100 mL	200	283.2	86400	-	534.9
5439000	10/21/2003	0.42	0.42	0.2602	0.11	11095	94.0414%	Fecal		CFU/100 mL	200	283.2	86400	-	534.9
5439000	7/13/2005	0.42	0.42	0.2602	0.11	11095	94.0414%	Fecal		CFU/100 mL	200	283.2	86400	-	534.9
5439000	8/3/2012	0.42	0.42	0.2602	0.11	11095	94.0414%	Fecal		CFU/100 mL	200	283.2	86400	-	534.9
5439000	8/21/2012	0.42	0.42	0.2602	0.11	11095	94.0414%	Fecal		CFU/100 mL	200	283.2	86400	-	534.9
5439000	8/18/2013	0.42	0.42	0.2602	0.11	11095	94.0414%	Fecal		CFU/100 mL	200	283.2	86400	-	534.9
5439000	10/1/2014	0.42	0.42	0.2602	0.11	11095	94.0414%	Fecal		CFU/100 mL	200	283.2	86400	-	534.9
5439000	8/16/1991	0.41	0.41	0.2602	0.11	11105	94.1261%	Fecal		CFU/100 mL	200	283.2	86400	-	522.1
5439000	9/4/1995	0.41	0.41	0.2602	0.11	11105	94.1261%	Fecal		CFU/100 mL	200	283.2	86400	-	522.1
5439000	9/15/1995	0.41	0.41	0.2602	0.11	11105	94.1261%	Fecal		CFU/100 mL	200	283.2	86400	-	522.1
5439000	12/17/1997	0.41	0.41	0.2602	0.11	11105	94.1261%	Fecal		CFU/100 mL	200	283.2	86400	-	522.1
5439000	12/18/1997	0.41	0.41	0.2602	0.11	11105	94.1261%	Fecal		CFU/100 mL	200	283.2	86400	-	522.1
5439000	8/8/2001	0.41	0.41	0.2602	0.11	11105	94.1261%	Fecal		CFU/100 mL	200	283.2	86400	-	522.1
5439000	9/9/2002	0.41	0.41	0.2602	0.11	11105	94.1261%	Fecal		CFU/100 mL	200	283.2	86400	-	522.1
5439000	9/27/2002	0.41	0.41	0.2602	0.11	11105	94.1261%	Fecal		CFU/100 mL	200	283.2	86400	-	522.1
5439000	10/8/2004	0.41	0.41	0.2602	0.11	11105	94.1261%	Fecal		CFU/100 mL	200	283.2	86400	-	522.1
5439000	10/8/2013	0.41	0.41	0.2602	0.11	11105	94.1261%	Fecal		CFU/100 mL	200	283.2	86400	-	522.1
5439000	9/5/1995	0.4	0.4	0.2602	0.10	11115	94.2109%	Fecal		CFU/100 mL	200	283.2	86400	-	509.4
5439000	9/18/1997	0.4	0.4	0.2602	0.10	11115	94.2109%	Fecal		CFU/100 mL	200	283.2	86400	-	509.4
5439000	8/28/2001	0.4	0.4	0.2602	0.10	11115	94.2109%	Fecal		CFU/100 mL	200	283.2	86400	-	509.4
5439000	11/13/2005	0.4	0.4	0.2602	0.10	11115	94.2109%	Fecal		CFU/100 mL	200	283.2	86400	-	509.4
5439000	12/30/2005	0.4	0.4	0.2602	0.10	11115	94.2109%	Fecal		CFU/100 mL	200	283.2	86400	-	509.4
5439000	1/9/2006	0.4	0.4	0.2602	0.10	11115	94.2109%	Fecal		CFU/100 mL	200	283.2	86400	-	509.4
5439000	8/19/2013	0.4	0.4	0.2602	0.10	11115	94.2109%	Fecal		CFU/100 mL	200	283.2	86400	-	509.4
5439000	10/29/2013	0.4	0.4	0.2602	0.10	11115	94.2109%	Fecal		CFU/100 mL	200	283.2	86400	-	509.4
5439000	9/17/1994	0.39	0.39	0.2602	0.10	11123	94.2787%	Fecal		CFU/100 mL	200	283.2	86400	-	496.7
5439000	9/6/1995	0.39	0.39	0.2602	0.10	11123	94.2787%	Fecal		CFU/100 mL	200	283.2	86400	-	496.7
5439000	10/8/1997	0.39	0.39	0.2602	0.10	11123	94.2787%	Fecal		CFU/100 mL	200	283.2	86400	-	496.7

Gage ID	Date	Discharge (CFS)	Gage Discharge (less Surrogate NPDES) (CFS)	Watershed Area Ratio	Calculated flow (CFS)	Rank	Flow Exceedance %	Parameter	Results	Units (mg or micro_gram	Limit/Standard	100mL/CF	sec/day	Actual Load (million colonies/day)	Allowable Load (million colonies/day)
5439000	9/13/2002	0.39	0.39	0.2602	0.10	11123	94.2787%	Fecal		CFU/100 mL	200	283.2	86400	-	496.7
5439000	12/11/2002	0.39	0.39	0.2602	0.10	11123	94.2787%	Fecal		CFU/100 mL	200	283.2	86400	-	496.7
5439000	9/20/2005	0.39	0.39	0.2602	0.10	11123	94.2787%	Fecal		CFU/100 mL	200	283.2	86400	-	496.7
5439000	9/29/2010	0.39	0.39	0.2602	0.10	11123	94.2787%	Fecal		CFU/100 mL	200	283.2	86400	-	496.7
5439000	9/26/2012	0.39	0.39	0.2602	0.10	11123	94.2787%	Fecal		CFU/100 mL	200	283.2	86400	-	496.7
5439000	10/28/2013	0.39	0.39	0.2602	0.10	11123	94.2787%	Fecal		CFU/100 mL	200	283.2	86400	-	496.7
5439000	10/15/2020	0.39	0.39	0.2602	0.10	11123	94.2787%	Fecal		CFU/100 mL	200	283.2	86400	-	496.7
5439000	10/4/1995	0.38	0.38	0.2602	0.10	11133	94.3635%	Fecal		CFU/100 mL	200	283.2	86400	-	483.9
5439000	8/6/1997	0.38	0.38	0.2602	0.10	11133	94.3635%	Fecal		CFU/100 mL	200	283.2	86400	-	483.9
5439000	12/19/1997	0.38	0.38	0.2602	0.10	11133	94.3635%	Fecal		CFU/100 mL	200	283.2	86400	-	483.9
5439000	9/12/1998	0.38	0.38	0.2602	0.10	11133	94.3635%	Fecal		CFU/100 mL	200	283.2	86400	-	483.9
5439000	9/4/1999	0.38	0.38	0.2602	0.10	11133	94.3635%	Fecal		CFU/100 mL	200	283.2	86400	-	483.9
5439000	9/29/2002	0.38	0.38	0.2602	0.10	11133	94.3635%	Fecal		CFU/100 mL	200	283.2	86400	-	483.9
5439000	7/31/2005	0.38	0.38	0.2602	0.10	11133	94.3635%	Fecal		CFU/100 mL	200	283.2	86400	-	483.9
5439000	8/17/2005	0.38	0.38	0.2602	0.10	11133	94.3635%	Fecal		CFU/100 mL	200	283.2	86400	-	483.9
5439000	10/4/2005	0.38	0.38	0.2602	0.10	11133	94.3635%	Fecal		CFU/100 mL	200	283.2	86400	-	483.9
5439000	10/19/2020	0.38	0.38	0.2602	0.10	11133	94.3635%	Fecal		CFU/100 mL	200	283.2	86400	-	483.9
5439000	9/18/1994	0.37	0.37	0.2602	0.10	11143	94.4482%	Fecal		CFU/100 mL	200	283.2	86400	-	471.2
5439000	9/14/1995	0.37	0.37	0.2602	0.10	11143	94.4482%	Fecal		CFU/100 mL	200	283.2	86400	-	471.2
5439000	9/23/1997	0.37	0.37	0.2602	0.10	11143	94.4482%	Fecal		CFU/100 mL	200	283.2	86400	-	471.2
5439000	10/2/1997	0.37	0.37	0.2602	0.10	11143	94.4482%	Fecal		CFU/100 mL	200	283.2	86400	-	471.2
5439000	10/21/1997	0.37	0.37	0.2602	0.10	11143	94.4482%	Fecal		CFU/100 mL	200	283.2	86400	-	471.2
5439000	8/11/2001	0.37	0.37	0.2602	0.10	11143	94.4482%	Fecal		CFU/100 mL	200	283.2	86400	-	471.2
5439000	8/31/2001	0.37	0.37	0.2602	0.10	11143	94.4482%	Fecal		CFU/100 mL	200	283.2	86400	-	471.2
5439000	11/29/2002	0.37	0.37	0.2602	0.10	11143	94.4482%	Fecal		CFU/100 mL	200	283.2	86400	-	471.2
5439000	12/30/2002	0.37	0.37	0.2602	0.10	11143	94.4482%	Fecal		CFU/100 mL	200	283.2	86400	-	471.2
5439000	9/19/2004	0.37	0.37	0.2602	0.10	11143	94.4482%	Fecal		CFU/100 mL	200	283.2	86400	-	471.2
5439000	11/19/2005	0.37	0.37	0.2602	0.10	11143	94.4482%	Fecal		CFU/100 mL	200	283.2	86400	-	471.2
5439000	9/7/2013	0.37	0.37	0.2602	0.10	11143	94.4482%	Fecal		CFU/100 mL	200	283.2	86400	-	471.2
5439000	1/3/2014	0.37	0.37	0.2602	0.10	11143	94.4482%	Fecal		CFU/100 mL	200	283.2	86400	-	471.2
5439000	9/24/2021	0.37	0.37	0.2602	0.10	11143	94.4482%	Fecal		CFU/100 mL	200	283.2	86400	-	471.2
5439000	8/27/1997	0.36	0.36	0.2602	0.09	11157	94.5669%	Fecal		CFU/100 mL	200	283.2	86400	-	458.5
5439000	11/12/1997	0.36	0.36	0.2602	0.09	11157	94.5669%	Fecal		CFU/100 mL	200	283.2	86400	-	458.5
5439000	9/28/2002	0.36	0.36	0.2602	0.09	11157	94.5669%	Fecal		CFU/100 mL	200	283.2	86400	-	458.5
5439000	8/9/2006	0.36	0.36	0.2602	0.09	11157	94.5669%	Fecal		CFU/100 mL	200	283.2	86400	-	458.5
5439000	10/31/2012	0.36	0.36	0.2602	0.09	11157	94.5669%	Fecal		CFU/100 mL	200	283.2	86400	-	458.5
5439000	8/17/1999	0.35	0.35	0.2602	0.09	11162	94.6093%	Fecal		CFU/100 mL	200	283.2	86400	-	445.7
5439000	8/12/2001	0.35	0.35	0.2602	0.09	11162	94.6093%	Fecal		CFU/100 mL	200	283.2	86400	-	445.7
5439000	9/30/2002	0.35	0.35	0.2602	0.09	11162	94.6093%	Fecal		CFU/100 mL	200	283.2	86400	-	445.7
5439000	12/10/2002	0.35	0.35	0.2602	0.09	11162	94.6093%	Fecal		CFU/100 mL	200	283.2	86400	-	445.7
5439000	10/22/2003	0.35	0.35	0.2602	0.09	11162	94.6093%	Fecal		CFU/100 mL	200	283.2	86400	-	445.7
5439000	8/30/2006	0.35	0.35	0.2602	0.09	11162	94.6093%	Fecal		CFU/100 mL	200	283.2	86400	-	445.7
5439000	9/28/2012	0.35	0.35	0.2602	0.09	11162	94.6093%	Fecal		CFU/100 mL	200	283.2	86400	-	445.7
5439000	9/29/2012	0.35	0.35	0.2602	0.09	11162	94.6093%	Fecal		CFU/100 mL	200	283.2	86400	-	445.7
5439000	10/16/2013	0.35	0.35	0.2602	0.09	11162	94.6093%	Fecal		CFU/100 mL	200	283.2	86400	-	445.7
5439000	12/10/2013	0.35	0.35	0.2602	0.09	11162	94.6093%	Fecal		CFU/100 mL	200	283.2	86400	-	445.7
5439000	10/16/2020	0.35	0.35	0.2602	0.09	11162	94.6093%	Fecal		CFU/100 mL	200	283.2	86400	-	445.7
5439000	7/30/1997	0.34	0.34	0.2602	0.09	11173	94.7025%	Fecal		CFU/100 mL	200	283.2	86400	-	433.0
5439000	8/10/1997	0.34	0.34	0.2602	0.09	11173	94.7025%	Fecal		CFU/100 mL	200	283.2	86400	-	433.0
5439000	9/5/1999	0.34	0.34	0.2602	0.09	11173	94.7025%	Fecal		CFU/100 mL	200	283.2	86400	-	433.0
5439000	10/1/2004	0.34	0.34	0.2602	0.09	11173	94.7025%	Fecal		CFU/100 mL	200	283.2	86400	-	433.0
5439000	8/28/2008	0.34	0.34	0.2602	0.09	11173	94.7025%	Fecal		CFU/100 mL	200	283.2	86400	-	433.0
5439000	9/22/2013	0.34	0.34	0.2602	0.09	11173	94.7025%	Fecal		CFU/100 mL	200	283.2	86400	-	433.0
5439000	10/18/2020	0.34	0.34	0.2602	0.09	11173	94.7025%	Fecal		CFU/100 mL	200	283.2	86400	-	433.0
5439000	8/30/1997	0.33	0.33	0.2602	0.09	11180	94.7618%	Fecal		CFU/100 mL	200	283.2	86400	-	420.2
5439000	8/31/1997	0.33	0.33	0.2602	0.09	11180	94.7618%	Fecal		CFU/100 mL	200	283.2	86400	-	420.2
5439000	9/2/1997	0.33	0.33	0.2602	0.09	11180	94.7618%	Fecal		CFU/100 mL	200	283.2	86400	-	420.2
5439000	9/24/1997	0.33	0.33	0.2602	0.09	11180	94.7618%	Fecal		CFU/100 mL	200	283.2	86400	-	420.2
5439000	8/10/2002	0.33	0.33	0.2602	0.09	11180	94.7618%	Fecal		CFU/100 mL	200	283.2	86400	-	420.2
5439000	9/20/2004	0.33	0.33	0.2602	0.09	11180	94.7618%	Fecal		CFU/100 mL	200	283.2	86400	-	420.2
5439000	9/11/2011	0.33	0.33	0.2602	0.09	11180	94.7618%	Fecal		CFU/100 mL	200	283.2	86400	-	420.2
5439000	9/27/2012	0.33	0.33	0.2602	0.09	11180	94.7618%	Fecal		CFU/100 mL	200	283.2	86400	-	420.2
5439000	11/3/2012	0.33	0.33	0.2602	0.09	11180	94.7618%	Fecal		CFU/100 mL	200	283.2	86400	-	420.2
5439000	9/7/2021	0.33	0.33	0.2602	0.09	11180	94.7618%	Fecal		CFU/100 mL	200	283.2	86400	-	420.2
5439000	8/7/1997	0.32	0.32	0.2602	0.08	11190	94.8466%	Fecal		CFU/100 mL	200	283.2	86400	-	407.5
5439000	8/26/1997	0.32	0.32	0.2602	0.08	11190	94.8466%	Fecal		CFU/100 mL	200	283.2	86400	-	407.5
5439000	10/5/1997	0.32	0.32	0.2602	0.08	11190	94.8466%	Fecal		CFU/100 mL	200	283.2	86400	-	407.5
5439000	9/21/1999	0.32	0.32	0.2602	0.08	11190	94.8466%	Fecal		CFU/100 mL	200	283.2	86400	-	407.5
5439000	8/11/2002	0.32	0.32	0.2602	0.08	11190	94.8466%	Fecal		CFU/100 mL	200	283.2	86400	-	407.5
5439000	12/31/2002	0.32	0.32	0.2602	0.08	11190	94.8466%	Fecal		CFU/100 mL	200	283.2	86400	-	407.5
5439000	10/28/2004	0.32	0.32	0.2602	0.08	11190	94.8466%	Fecal		CFU/100 mL	200	283.2	86400	-	407.5
5439000	7/16/2005	0.32	0.32	0.2602	0.08	11190	94.8466%	Fecal		CFU/100 mL	200	283.2	86400	-	407.5
5439000	11/8/2005	0.32	0.32	0.2602	0.08	11190	94.8466%	Fecal		CFU/100 mL	200	283.2	86400	-	407.5
5439000	8/29/2008	0.32	0.32	0.2602	0.08	11190	94.8466%	Fecal		CFU/100 mL	200	283.2	86400	-	407.5
5439000	12/19/2012	0.32	0.32	0.2602	0.08	11190	94.8466%	Fecal		CFU/100 mL	200	283.2	86400	-	407.5
5439000	8/17/2013	0.32	0.32	0.2602	0.08	11190	94.8466%	Fecal		CFU/100 mL	200	283.2	86400	-	407.5
5439000	9/8/2013	0.32	0.32	0.2602	0.08	11190	94.8466%	Fecal		CFU/100 mL	200	283.2	86400	-	407.5
5439000	9/9/2013	0.32	0.32	0.2602	0.08	11190	94.8466%	Fecal		CFU/100 mL	200	283.2	86400	-	407.5
5439000	10/17/2020	0.32	0.32	0.2602	0.08	11190	94.8466%	Fecal		CFU/100 mL	200	283.2	86400	-	407.5
5439000	9/8/2021	0.32	0.32	0.2602	0.08	11190	94.8466%	Fecal		CFU/100 mL	200	283.2	86400	-	407.5
5439000	8/20/1992	0.31	0.31	0.2602	0.08	11206	94.9822%	Fecal		CFU/100 mL	200	283.2	86400	-	394.8
5439000	8/28/1997	0.31	0.31	0.2602	0.08	11206	94.9822%	Fecal		CFU/100 mL	200	283.2	86400	-	394.8
5439000	9/4/1997	0.31	0.31	0.2602	0.08	11206	94.9822%	Fecal		CFU/100 mL	200	283.2	86400	-	394.8
5439000	9/15/1997	0.31	0.31	0.2602	0.08	11206	94.9822%	Fecal		CFU/100 mL	200	283.2	86400	-	394.8
5439000	9/30/1997	0.31	0.31	0.2602	0.08	11206	94.9822%	Fecal		CFU/100 mL	200	283.2	86400	-	394.8
5439000	10/3/1997	0.31	0.31	0.2602	0.08	11206	94.9822%	Fecal		CFU/100 mL	200	283.2	86400	-	394.8
5439000	8/15/2001	0.31	0.31	0.2602	0.08	11206	94.9822%	Fecal		CFU/100 mL	200	283.2	86400	-	394.8
5439000	9/12/2004	0.31	0.31	0.2602	0.08	11206	94.9822%	Fecal		CFU/100 mL	200	283.2	86400	-	394.8
5439000	9/25/2021	0.31	0.31	0.2602	0.08	11206	94.9822%	Fecal		CFU/100 mL	200	283.2	86400	-	394.8
5439000	9/19/1994	0.3	0.3	0.2602	0.08	11215	95.0585%	Fecal		CFU/100 mL	200	283.2	86400	-	382.0
5439000	8/29/1997	0.3	0.3	0.2602	0.08	11215	95.0585%	Fecal		CFU/100 mL	200	283.2	86400	-	382.0
5439000	9/29/1997	0.3	0.3	0.2602	0.08	11215	95.0585%	Fecal		CFU/100 mL	200	283.2	86400	-	382.0
5439000	8/29/2001	0.3	0.3	0.2602	0.08	11215	95.0585%	Fecal		CFU/100 mL	200	283.2	86400	-	382.0
5439000	12/9/2002	0.3	0.3	0.2602	0.08	11215	95.0585%	Fecal		CFU/100 mL	200	283.2	86400	-	382.0
5439000	9/2/2003	0.3	0.3	0.2602	0.08	11215	95.0585%	Fecal		CFU/100 mL	200	283.2	86400	-	382.0
5439000	11/20/2005	0.3	0.3	0.2602	0.08	11215	95.0585%	Fecal		CFU/100 mL	200	283.2	86400	-	382.0
5439000	11/1/2012	0.3	0.3	0.2602	0.08	11215	95.0585%	Fecal		CFU/100 mL	200	283.2	86400	-	382.0
5439000	12/12/2013	0.3	0.3	0.2602	0.08	11215	95.0585%	Fecal		CFU/100 mL	200	283.2	86400	-	382.0
5439000	8/9/1997	0.29	0.29	0.2602	0.08	11224	95.1348%	Fecal		CFU/100 mL	200	283.2	86400	-	369.3
5439000	9/5/1997	0.29	0.29	0.2602	0.08	11224	95.1348%	Fecal		CFU/100 mL	200	283.2	86400	-	369.3
5439000	9/27/1997	0.29	0.29	0.2602	0.08	11224	95.1348%	Fecal		CFU/100 mL	200	283.2	86400	-	369.3
5439000	9/28/1997	0.29	0.29	0.2602	0.08	11224	95.1348%	Fecal		CFU/100 mL	200	283.2	86400	-	369.3
5439000	8/13/2001	0.29	0.29	0.2602	0.08	11224	95.1348%	Fecal		CFU/100 mL	200	283.2	86400	-	369.3
5439000	8/30/2001	0.29	0.29	0.2602	0.08	11224	95.1348%	Fecal		CFU/100 mL	200	283.2	86400	-	369.3
5439000	12/8/2002	0.29	0.29	0.2602	0.08	11224	95.1348%	Fecal		CFU/100 mL	200	283.2	86400	-	369.3
5439000	9/15/2003	0.29	0.29	0.2602	0.08	11224	95.1348%	Fecal		CFU/100 mL	200	283.2	86400	-	369.3
5439000	9/28/2003	0.29	0.29	0.2602	0.08	11224	95.1348%	Fecal		CFU/100 mL	200	283.2	86400	-	369.3
5439000	7/14/2005	0.29	0.29	0.2602	0.08	11224	95.1348%	Fecal		CFU/100 mL	200	283.2	86400	-	369.3
5439000	1/10/2006	0.29	0.29	0.2602	0.08	11224	95.1348%	Fecal		CFU/100 mL	200	283.2	86400	-	369.3
5439000	9/9/2011	0.29	0.29	0.2602	0.08	11224	95.1348%	Fecal		CFU/100 mL	200	283.2	86400	-	369.3
5439000	9/12/2012	0.29	0.29	0.2602	0.08	11224	95.1348%	Fecal		CFU/100 mL	200	283.2	86400	-	369.3
5439000	11/16/2012	0.29	0.29	0.2602	0.08	11224	95.1348%	Fecal		CFU/100 mL	200	283.2	86400	-	369.3
5439000	12/30/2012	0.29	0.29	0.2602	0.08	11224	95.1348%	Fecal		CFU/100 mL	200	283.2	86400	-	369.3
5439000	1/9/2013	0.29	0.29	0.2602	0.08	11224	95.1348%	Fecal		CFU/100 mL	200	283.2	86400	-	369.3
5439000	12/27/2013	0.29	0.29	0.2602	0.08	11224	95.1348%	Fecal		CFU/100 mL	200	283.2	86400	-	369.3
5439000	9/3/1997	0.28	0.28	0.2602	0.07	11241	95.2789%	Fecal		CFU/100 mL	200	283.2	86400	-	356.6
5439000	10/22/1997	0.28	0.28	0.2602	0.07	11241	95.2789%	Fecal		CFU/100 mL	200	283.2	86400	-	356.6
5439000	8/21/1999	0.28	0.28	0.2602	0.07	11241	95.2789%	Fecal		CFU/100 mL	200	283.2	86400	-	356.6
5439000	8/14/2001	0.28	0.28	0.2602	0.07	11241	95.2789%	Fecal		CFU/100 mL	200	283.2	86400	-	356.6
5439000	9/1/2001	0.28	0.28	0.2602	0.07	11241	95.2789%	Fecal		CFU/100 mL	200	283.2	86400	-	356.6
5439000	9/15/2002	0.28	0.28	0.2602	0.07	11241	95.2789%	Fecal		CFU/100 mL	200	283.2	86400	-	356.6
5439000	11/30/2002	0.28	0.28	0.2602	0.07	11241	95.2789%	Fecal		CFU/100 mL	200	283.2	86400	-	356.6
5439000	1/1/2003	0.28	0.28	0.2602	0.07	11241	95.2789%	Fecal		CFU/100 mL	200	283.2	86400	-	356.6
5439000	9/10/2004	0.28	0.28	0.2602	0.07	11241	95.2789%	Fecal		CFU/100 mL	200	283.2	86400	-	356.6
5439000	9/19/2005	0.28	0.28	0.2602	0.07	11241	95.2789%	Fecal		CFU/100 mL	200	283.2	86400	-	356.6

Gage ID	Date	Discharge (CFS)	Gage Discharge (less Surrogate NPDES) (CFS)	Watershed Area Ratio	Calculated flow (CFS)	Rank	Flow Exceedance %	Parameter	Results	Units (mg or micro_gram	Limit/Standard	100mL/CF	sec/day	Actual Load (million colonies/day)	Allowable Load (million colonies/day)
5439000	9/12/2011	0.28	0.28	0.2602	0.07	11241	95.2789%	Fecal		CFU/100 mL	200	283.2	86400	-	356.6
5439000	12/28/2013	0.28	0.28	0.2602	0.07	11241	95.2789%	Fecal		CFU/100 mL	200	283.2	86400	-	356.6
5439000	10/2/2014	0.28	0.28	0.2602	0.07	11241	95.2789%	Fecal		CFU/100 mL	200	283.2	86400	-	356.6
5439000	9/6/1997	0.27	0.27	0.2602	0.07	11254	95.3890%	Fecal		CFU/100 mL	200	283.2	86400	-	343.8
5439000	10/10/1997	0.27	0.27	0.2602	0.07	11254	95.3890%	Fecal		CFU/100 mL	200	283.2	86400	-	343.8
5439000	9/6/1999	0.27	0.27	0.2602	0.07	11254	95.3890%	Fecal		CFU/100 mL	200	283.2	86400	-	343.8
5439000	9/2/2001	0.27	0.27	0.2602	0.07	11254	95.3890%	Fecal		CFU/100 mL	200	283.2	86400	-	343.8
5439000	12/7/2002	0.27	0.27	0.2602	0.07	11254	95.3890%	Fecal		CFU/100 mL	200	283.2	86400	-	343.8
5439000	9/21/2004	0.27	0.27	0.2602	0.07	11254	95.3890%	Fecal		CFU/100 mL	200	283.2	86400	-	343.8
5439000	10/9/2004	0.27	0.27	0.2602	0.07	11254	95.3890%	Fecal		CFU/100 mL	200	283.2	86400	-	343.8
5439000	12/4/2005	0.27	0.27	0.2602	0.07	11254	95.3890%	Fecal		CFU/100 mL	200	283.2	86400	-	343.8
5439000	9/13/2017	0.27	0.27	0.2602	0.07	11254	95.3890%	Fecal		CFU/100 mL	200	283.2	86400	-	343.8
5439000	9/17/2017	0.27	0.27	0.2602	0.07	11254	95.3890%	Fecal		CFU/100 mL	200	283.2	86400	-	343.8
5439000	8/18/1999	0.26	0.26	0.2602	0.07	11264	95.4738%	Fecal		CFU/100 mL	200	283.2	86400	-	331.1
5439000	3/9/2003	0.26	0.26	0.2602	0.07	11264	95.4738%	Fecal		CFU/100 mL	200	283.2	86400	-	331.1
5439000	9/1/2003	0.26	0.26	0.2602	0.07	11264	95.4738%	Fecal		CFU/100 mL	200	283.2	86400	-	331.1
5439000	7/15/2005	0.26	0.26	0.2602	0.07	11264	95.4738%	Fecal		CFU/100 mL	200	283.2	86400	-	331.1
5439000	8/12/2006	0.26	0.26	0.2602	0.07	11264	95.4738%	Fecal		CFU/100 mL	200	283.2	86400	-	331.1
5439000	10/8/2010	0.26	0.26	0.2602	0.07	11264	95.4738%	Fecal		CFU/100 mL	200	283.2	86400	-	331.1
5439000	8/9/2012	0.26	0.26	0.2602	0.07	11264	95.4738%	Fecal		CFU/100 mL	200	283.2	86400	-	331.1
5439000	10/5/2012	0.26	0.26	0.2602	0.07	11264	95.4738%	Fecal		CFU/100 mL	200	283.2	86400	-	331.1
5439000	9/23/2013	0.26	0.26	0.2602	0.07	11264	95.4738%	Fecal		CFU/100 mL	200	283.2	86400	-	331.1
5439000	10/9/2013	0.26	0.26	0.2602	0.07	11264	95.4738%	Fecal		CFU/100 mL	200	283.2	86400	-	331.1
5439000	12/29/2013	0.26	0.26	0.2602	0.07	11264	95.4738%	Fecal		CFU/100 mL	200	283.2	86400	-	331.1
5439000	9/9/2021	0.26	0.26	0.2602	0.07	11264	95.4738%	Fecal		CFU/100 mL	200	283.2	86400	-	331.1
5439000	8/5/1997	0.25	0.25	0.2602	0.07	11276	95.5755%	Fecal		CFU/100 mL	200	283.2	86400	-	318.4
5439000	10/23/1997	0.25	0.25	0.2602	0.07	11276	95.5755%	Fecal		CFU/100 mL	200	283.2	86400	-	318.4
5439000	11/13/1997	0.25	0.25	0.2602	0.07	11276	95.5755%	Fecal		CFU/100 mL	200	283.2	86400	-	318.4
5439000	12/1/2002	0.25	0.25	0.2602	0.07	11276	95.5755%	Fecal		CFU/100 mL	200	283.2	86400	-	318.4
5439000	1/2/2003	0.25	0.25	0.2602	0.07	11276	95.5755%	Fecal		CFU/100 mL	200	283.2	86400	-	318.4
5439000	7/17/2005	0.25	0.25	0.2602	0.07	11276	95.5755%	Fecal		CFU/100 mL	200	283.2	86400	-	318.4
5439000	8/25/2005	0.25	0.25	0.2602	0.07	11276	95.5755%	Fecal		CFU/100 mL	200	283.2	86400	-	318.4
5439000	9/28/2005	0.25	0.25	0.2602	0.07	11276	95.5755%	Fecal		CFU/100 mL	200	283.2	86400	-	318.4
5439000	1/11/2006	0.25	0.25	0.2602	0.07	11276	95.5755%	Fecal		CFU/100 mL	200	283.2	86400	-	318.4
5439000	7/17/2012	0.25	0.25	0.2602	0.07	11276	95.5755%	Fecal		CFU/100 mL	200	283.2	86400	-	318.4
5439000	8/8/2012	0.25	0.25	0.2602	0.07	11276	95.5755%	Fecal		CFU/100 mL	200	283.2	86400	-	318.4
5439000	9/30/2013	0.25	0.25	0.2602	0.07	11276	95.5755%	Fecal		CFU/100 mL	200	283.2	86400	-	318.4
5439000	9/10/2021	0.25	0.25	0.2602	0.07	11276	95.5755%	Fecal		CFU/100 mL	200	283.2	86400	-	318.4
5439000	9/8/1997	0.24	0.24	0.2602	0.06	11289	95.6857%	Fecal		CFU/100 mL	200	283.2	86400	-	305.6
5439000	9/8/1999	0.24	0.24	0.2602	0.06	11289	95.6857%	Fecal		CFU/100 mL	200	283.2	86400	-	305.6
5439000	9/16/1999	0.24	0.24	0.2602	0.06	11289	95.6857%	Fecal		CFU/100 mL	200	283.2	86400	-	305.6
5439000	12/6/2002	0.24	0.24	0.2602	0.06	11289	95.6857%	Fecal		CFU/100 mL	200	283.2	86400	-	305.6
5439000	8/13/2003	0.24	0.24	0.2602	0.06	11289	95.6857%	Fecal		CFU/100 mL	200	283.2	86400	-	305.6
5439000	8/23/2003	0.24	0.24	0.2602	0.06	11289	95.6857%	Fecal		CFU/100 mL	200	283.2	86400	-	305.6
5439000	9/11/2004	0.24	0.24	0.2602	0.06	11289	95.6857%	Fecal		CFU/100 mL	200	283.2	86400	-	305.6
5439000	9/13/2004	0.24	0.24	0.2602	0.06	11289	95.6857%	Fecal		CFU/100 mL	200	283.2	86400	-	305.6
5439000	8/1/2005	0.24	0.24	0.2602	0.06	11289	95.6857%	Fecal		CFU/100 mL	200	283.2	86400	-	305.6
5439000	8/26/2005	0.24	0.24	0.2602	0.06	11289	95.6857%	Fecal		CFU/100 mL	200	283.2	86400	-	305.6
5439000	11/21/2005	0.24	0.24	0.2602	0.06	11289	95.6857%	Fecal		CFU/100 mL	200	283.2	86400	-	305.6
5439000	8/20/2006	0.24	0.24	0.2602	0.06	11289	95.6857%	Fecal		CFU/100 mL	200	283.2	86400	-	305.6
5439000	11/4/2012	0.24	0.24	0.2602	0.06	11289	95.6857%	Fecal		CFU/100 mL	200	283.2	86400	-	305.6
5439000	1/8/2013	0.24	0.24	0.2602	0.06	11289	95.6857%	Fecal		CFU/100 mL	200	283.2	86400	-	305.6
5439000	10/15/2013	0.24	0.24	0.2602	0.06	11289	95.6857%	Fecal		CFU/100 mL	200	283.2	86400	-	305.6
5439000	12/7/2013	0.24	0.24	0.2602	0.06	11289	95.6857%	Fecal		CFU/100 mL	200	283.2	86400	-	305.6
5439000	9/14/2017	0.24	0.24	0.2602	0.06	11289	95.6857%	Fecal		CFU/100 mL	200	283.2	86400	-	305.6
5439000	8/8/1997	0.23	0.23	0.2602	0.06	11306	95.8298%	Fecal		CFU/100 mL	200	283.2	86400	-	292.9
5439000	9/10/1997	0.23	0.23	0.2602	0.06	11306	95.8298%	Fecal		CFU/100 mL	200	283.2	86400	-	292.9
5439000	8/22/1999	0.23	0.23	0.2602	0.06	11306	95.8298%	Fecal		CFU/100 mL	200	283.2	86400	-	292.9
5439000	10/16/2004	0.23	0.23	0.2602	0.06	11306	95.8298%	Fecal		CFU/100 mL	200	283.2	86400	-	292.9
5439000	1/12/2006	0.23	0.23	0.2602	0.06	11306	95.8298%	Fecal		CFU/100 mL	200	283.2	86400	-	292.9
5439000	1/26/2006	0.23	0.23	0.2602	0.06	11306	95.8298%	Fecal		CFU/100 mL	200	283.2	86400	-	292.9
5439000	11/7/2012	0.23	0.23	0.2602	0.06	11306	95.8298%	Fecal		CFU/100 mL	200	283.2	86400	-	292.9
5439000	12/31/2012	0.23	0.23	0.2602	0.06	11306	95.8298%	Fecal		CFU/100 mL	200	283.2	86400	-	292.9
5439000	12/30/2013	0.23	0.23	0.2602	0.06	11306	95.8298%	Fecal		CFU/100 mL	200	283.2	86400	-	292.9
5439000	1/2/2014	0.23	0.23	0.2602	0.06	11306	95.8298%	Fecal		CFU/100 mL	200	283.2	86400	-	292.9
5439000	9/9/1997	0.22	0.22	0.2602	0.06	11316	95.9146%	Fecal		CFU/100 mL	200	283.2	86400	-	280.2
5439000	9/26/1997	0.22	0.22	0.2602	0.06	11316	95.9146%	Fecal		CFU/100 mL	200	283.2	86400	-	280.2
5439000	10/6/1997	0.22	0.22	0.2602	0.06	11316	95.9146%	Fecal		CFU/100 mL	200	283.2	86400	-	280.2
5439000	9/15/1999	0.22	0.22	0.2602	0.06	11316	95.9146%	Fecal		CFU/100 mL	200	283.2	86400	-	280.2
5439000	12/2/2002	0.22	0.22	0.2602	0.06	11316	95.9146%	Fecal		CFU/100 mL	200	283.2	86400	-	280.2
5439000	12/5/2002	0.22	0.22	0.2602	0.06	11316	95.9146%	Fecal		CFU/100 mL	200	283.2	86400	-	280.2
5439000	10/5/2005	0.22	0.22	0.2602	0.06	11316	95.9146%	Fecal		CFU/100 mL	200	283.2	86400	-	280.2
5439000	1/13/2006	0.22	0.22	0.2602	0.06	11316	95.9146%	Fecal		CFU/100 mL	200	283.2	86400	-	280.2
5439000	1/25/2006	0.22	0.22	0.2602	0.06	11316	95.9146%	Fecal		CFU/100 mL	200	283.2	86400	-	280.2
5439000	12/9/2010	0.22	0.22	0.2602	0.06	11316	95.9146%	Fecal		CFU/100 mL	200	283.2	86400	-	280.2
5439000	9/11/2021	0.22	0.22	0.2602	0.06	11316	95.9146%	Fecal		CFU/100 mL	200	283.2	86400	-	280.2
5439000	9/11/1997	0.21	0.21	0.2602	0.05	11327	96.0078%	Fecal		CFU/100 mL	200	283.2	86400	-	267.4
5439000	9/14/1997	0.21	0.21	0.2602	0.05	11327	96.0078%	Fecal		CFU/100 mL	200	283.2	86400	-	267.4
5439000	11/14/1997	0.21	0.21	0.2602	0.05	11327	96.0078%	Fecal		CFU/100 mL	200	283.2	86400	-	267.4
5439000	9/7/1999	0.21	0.21	0.2602	0.05	11327	96.0078%	Fecal		CFU/100 mL	200	283.2	86400	-	267.4
5439000	12/3/2002	0.21	0.21	0.2602	0.05	11327	96.0078%	Fecal		CFU/100 mL	200	283.2	86400	-	267.4
5439000	12/4/2002	0.21	0.21	0.2602	0.05	11327	96.0078%	Fecal		CFU/100 mL	200	283.2	86400	-	267.4
5439000	1/3/2003	0.21	0.21	0.2602	0.05	11327	96.0078%	Fecal		CFU/100 mL	200	283.2	86400	-	267.4
5439000	10/12/2003	0.21	0.21	0.2602	0.05	11327	96.0078%	Fecal		CFU/100 mL	200	283.2	86400	-	267.4
5439000	10/2/2004	0.21	0.21	0.2602	0.05	11327	96.0078%	Fecal		CFU/100 mL	200	283.2	86400	-	267.4
5439000	11/10/2005	0.21	0.21	0.2602	0.05	11327	96.0078%	Fecal		CFU/100 mL	200	283.2	86400	-	267.4
5439000	12/5/2005	0.21	0.21	0.2602	0.05	11327	96.0078%	Fecal		CFU/100 mL	200	283.2	86400	-	267.4
5439000	1/14/2006	0.21	0.21	0.2602	0.05	11327	96.0078%	Fecal		CFU/100 mL	200	283.2	86400	-	267.4
5439000	1/15/2006	0.21	0.21	0.2602	0.05	11327	96.0078%	Fecal		CFU/100 mL	200	283.2	86400	-	267.4
5439000	1/16/2006	0.21	0.21	0.2602	0.05	11327	96.0078%	Fecal		CFU/100 mL	200	283.2	86400	-	267.4
5439000	1/23/2006	0.21	0.21	0.2602	0.05	11327	96.0078%	Fecal		CFU/100 mL	200	283.2	86400	-	267.4
5439000	1/24/2006	0.21	0.21	0.2602	0.05	11327	96.0078%	Fecal		CFU/100 mL	200	283.2	86400	-	267.4
5439000	10/8/2012	0.21	0.21	0.2602	0.05	11327	96.0078%	Fecal		CFU/100 mL	200	283.2	86400	-	267.4
5439000	12/12/2012	0.21	0.21	0.2602	0.05	11327	96.0078%	Fecal		CFU/100 mL	200	283.2	86400	-	267.4
5439000	9/12/2021	0.21	0.21	0.2602	0.05	11327	96.0078%	Fecal		CFU/100 mL	200	283.2	86400	-	267.4
5439000	9/26/2021	0.21	0.21	0.2602	0.05	11327	96.0078%	Fecal		CFU/100 mL	200	283.2	86400	-	267.4
5439000	9/1/1997	0.2	0.2	0.2602	0.05	11347	96.1773%	Fecal		CFU/100 mL	200	283.2	86400	-	254.7
5439000	10/7/1997	0.2	0.2	0.2602	0.05	11347	96.1773%	Fecal		CFU/100 mL	200	283.2	86400	-	254.7
5439000	1/17/2006	0.2	0.2	0.2602	0.05	11347	96.1773%	Fecal		CFU/100 mL	200	283.2	86400	-	254.7
5439000	1/18/2006	0.2	0.2	0.2602	0.05	11347	96.1773%	Fecal		CFU/100 mL	200	283.2	86400	-	254.7
5439000	10/7/2012	0.2	0.2	0.2602	0.05	11347	96.1773%	Fecal		CFU/100 mL	200	283.2	86400	-	254.7
5439000	11/17/2012	0.2	0.2	0.2602	0.05	11347	96.1773%	Fecal		CFU/100 mL	200	283.2	86400	-	254.7
5439000	1/1/2013	0.2	0.2	0.2602	0.05	11347	96.1773%	Fecal		CFU/100 mL	200	283.2	86400	-	254.7
5439000	12/13/2013	0.2	0.2	0.2602	0.05	11347	96.1773%	Fecal		CFU/100 mL	200	283.2	86400	-	254.7
5439000	12/31/2013	0.2	0.2	0.2602	0.05	11347	96.1773%	Fecal		CFU/100 mL	200	283.2	86400	-	254.7
5439000	9/18/2017	0.2	0.2	0.2602	0.05	11347	96.1773%	Fecal		CFU/100 mL	200	283.2	86400	-	254.7
5439000	8/4/1997	0.19	0.19	0.2602	0.05	11357	96.2621%	Fecal		CFU/100 mL	200	283.2	86400	-	242.0
5439000	9/12/1997	0.19	0.19	0.2602	0.05	11357	96.2621%	Fecal		CFU/100 mL	200	283.2	86400	-	242.0
5439000	9/19/1997	0.19	0.19	0.2602	0.05	11357	96.2621%	Fecal		CFU/100 mL	200	283.2	86400	-	242.0
5439000	1/4/2003	0.19	0.19	0.2602	0.05	11357	96.2621%	Fecal		CFU/100 mL	200	283.2	86400	-	242.0
5439000	8/16/2003	0.19	0.19	0.2602	0.05	11357	96.2621%	Fecal		CFU/100 mL	200	283.2	86400	-	242.0
5439000	9/22/2003	0.19	0.19	0.2602	0.05	11357	96.2621%	Fecal		CFU/100 mL	200	283.2	86400	-	242.0
5439000	7/18/2005	0.19	0.19	0.2602	0.05	11357	96.2621%	Fecal		CFU/100 mL	200	283.2	86400	-	242.0
5439000	11/26/2005	0.19	0.19	0.2602	0.05	11357	96.2621%	Fecal		CFU/100 mL	200	283.2	86400	-	242.0
5439000	1/19/2006	0.19	0.19	0.2602	0.05	11357	96.2621%	Fecal		CFU/100 mL	200	283.2	86400	-	242.0
5439000	1/20/2006	0.19	0.19	0.2602	0.05	11357	96.2621%	Fecal		CFU/100 mL	200	283.2	86400	-	242.0
5439000	1/21/2006	0.19	0.19	0.2602	0.05	11357	96.2621%	Fecal		CFU/100 mL	200	283.2	86400	-	242.0
5439000	1/22/2006	0.19	0.19	0.2602	0.05	11357	96.2621%	Fecal		CFU/100 mL	200	283.2	86400	-	242.0
5439000	8/18/2006	0.19	0.19	0.2602	0.05	11357	96.2621%	Fecal		CFU/100 mL	200	283.2	86400	-	242.0
5439000	10/6/2012	0.19	0.19	0.2602	0.05	11357	96.2621%	Fecal		CFU/100 mL	200	283.2	86400	-	242.0
5439000	11/8/2012	0.19	0.19	0.2602	0.05	11357	96.2621%	Fecal		CFU/100 mL	200	283.2	86400	-	242.0
5439000	1/1/2014	0.19	0.19	0.2602	0.05	11357	96.2621%	Fecal		CFU/100 mL	200	283.2	86400	-	242.0
5439000	9/13/1997	0.18	0.18	0.2602	0.05	11373	96.3977%	Fecal		CFU/100 mL	200	283.2	86400	-	229.2
5439000	9/17/1999	0.18	0.18	0.2602	0.05	11373	96.3977%	Fecal		CFU/100 mL	200	283.2	86400	-	229.2
5439000	1/5/2003	0.18	0.18	0.2602	0.05	11373	96.3977%	Fecal		CFU/100 mL	200	283.2	86400	-	229.2

Gage ID	Date	Discharge (CFS)	Gage Discharge (less Surrogate NPDES) (CFS)	Watershed Area Ratio	Calculated flow (CFS)	Rank	Flow Exceedance %	Parameter	Results	Units (mg or micro_gram	Limit/Standard	100mL/CF	sec/day	Actual Load (million colonies/day)	Allowable Load (million colonies/day)
5439000	9/29/2003	0.18	0.18	0.2602	0.05	11373	96.3977%	Fecal		CFU/100 mL	200	283.2	86400	-	229.2
5439000	10/17/2004	0.18	0.18	0.2602	0.05	11373	96.3977%	Fecal		CFU/100 mL	200	283.2	86400	-	229.2
5439000	10/2/2005	0.18	0.18	0.2602	0.05	11373	96.3977%	Fecal		CFU/100 mL	200	283.2	86400	-	229.2
5439000	11/12/2005	0.18	0.18	0.2602	0.05	11373	96.3977%	Fecal		CFU/100 mL	200	283.2	86400	-	229.2
5439000	8/13/2006	0.18	0.18	0.2602	0.05	11373	96.3977%	Fecal		CFU/100 mL	200	283.2	86400	-	229.2
5439000	11/9/2012	0.18	0.18	0.2602	0.05	11373	96.3977%	Fecal		CFU/100 mL	200	283.2	86400	-	229.2
5439000	1/7/2013	0.18	0.18	0.2602	0.05	11373	96.3977%	Fecal		CFU/100 mL	200	283.2	86400	-	229.2
5439000	9/24/2013	0.18	0.18	0.2602	0.05	11373	96.3977%	Fecal		CFU/100 mL	200	283.2	86400	-	229.2
5439000	12/9/2013	0.18	0.18	0.2602	0.05	11373	96.3977%	Fecal		CFU/100 mL	200	283.2	86400	-	229.2
5439000	12/11/2013	0.18	0.18	0.2602	0.05	11373	96.3977%	Fecal		CFU/100 mL	200	283.2	86400	-	229.2
5439000	9/27/2021	0.18	0.18	0.2602	0.05	11373	96.3977%	Fecal		CFU/100 mL	200	283.2	86400	-	229.2
5439000	9/28/2021	0.18	0.18	0.2602	0.05	11373	96.3977%	Fecal		CFU/100 mL	200	283.2	86400	-	229.2
5439000	7/31/1997	0.17	0.17	0.2602	0.04	11388	96.5248%	Fecal		CFU/100 mL	200	283.2	86400	-	216.5
5439000	8/3/1997	0.17	0.17	0.2602	0.04	11388	96.5248%	Fecal		CFU/100 mL	200	283.2	86400	-	216.5
5439000	8/3/2002	0.17	0.17	0.2602	0.04	11388	96.5248%	Fecal		CFU/100 mL	200	283.2	86400	-	216.5
5439000	8/15/2003	0.17	0.17	0.2602	0.04	11388	96.5248%	Fecal		CFU/100 mL	200	283.2	86400	-	216.5
5439000	8/17/2003	0.17	0.17	0.2602	0.04	11388	96.5248%	Fecal		CFU/100 mL	200	283.2	86400	-	216.5
5439000	9/14/2004	0.17	0.17	0.2602	0.04	11388	96.5248%	Fecal		CFU/100 mL	200	283.2	86400	-	216.5
5439000	9/22/2004	0.17	0.17	0.2602	0.04	11388	96.5248%	Fecal		CFU/100 mL	200	283.2	86400	-	216.5
5439000	11/22/2005	0.17	0.17	0.2602	0.04	11388	96.5248%	Fecal		CFU/100 mL	200	283.2	86400	-	216.5
5439000	12/6/2005	0.17	0.17	0.2602	0.04	11388	96.5248%	Fecal		CFU/100 mL	200	283.2	86400	-	216.5
5439000	8/30/2008	0.17	0.17	0.2602	0.04	11388	96.5248%	Fecal		CFU/100 mL	200	283.2	86400	-	216.5
5439000	9/30/2010	0.17	0.17	0.2602	0.04	11388	96.5248%	Fecal		CFU/100 mL	200	283.2	86400	-	216.5
5439000	10/19/2010	0.17	0.17	0.2602	0.04	11388	96.5248%	Fecal		CFU/100 mL	200	283.2	86400	-	216.5
5439000	11/6/2012	0.17	0.17	0.2602	0.04	11388	96.5248%	Fecal		CFU/100 mL	200	283.2	86400	-	216.5
5439000	1/6/2014	0.17	0.17	0.2602	0.04	11388	96.5248%	Fecal		CFU/100 mL	200	283.2	86400	-	216.5
5439000	9/16/2017	0.17	0.17	0.2602	0.04	11388	96.5248%	Fecal		CFU/100 mL	200	283.2	86400	-	216.5
5439000	9/13/2021	0.17	0.17	0.2602	0.04	11388	96.5248%	Fecal		CFU/100 mL	200	283.2	86400	-	216.5
5439000	9/22/1997	0.16	0.16	0.2602	0.04	11404	96.6605%	Fecal		CFU/100 mL	200	283.2	86400	-	203.8
5439000	10/11/1997	0.16	0.16	0.2602	0.04	11404	96.6605%	Fecal		CFU/100 mL	200	283.2	86400	-	203.8
5439000	9/18/1999	0.16	0.16	0.2602	0.04	11404	96.6605%	Fecal		CFU/100 mL	200	283.2	86400	-	203.8
5439000	1/6/2003	0.16	0.16	0.2602	0.04	11404	96.6605%	Fecal		CFU/100 mL	200	283.2	86400	-	203.8
5439000	8/14/2003	0.16	0.16	0.2602	0.04	11404	96.6605%	Fecal		CFU/100 mL	200	283.2	86400	-	203.8
5439000	9/16/2005	0.16	0.16	0.2602	0.04	11404	96.6605%	Fecal		CFU/100 mL	200	283.2	86400	-	203.8
5439000	11/25/2005	0.16	0.16	0.2602	0.04	11404	96.6605%	Fecal		CFU/100 mL	200	283.2	86400	-	203.8
5439000	12/10/2005	0.16	0.16	0.2602	0.04	11404	96.6605%	Fecal		CFU/100 mL	200	283.2	86400	-	203.8
5439000	11/18/2012	0.16	0.16	0.2602	0.04	11404	96.6605%	Fecal		CFU/100 mL	200	283.2	86400	-	203.8
5439000	11/22/2012	0.16	0.16	0.2602	0.04	11404	96.6605%	Fecal		CFU/100 mL	200	283.2	86400	-	203.8
5439000	10/10/2013	0.16	0.16	0.2602	0.04	11404	96.6605%	Fecal		CFU/100 mL	200	283.2	86400	-	203.8
5439000	9/15/2017	0.16	0.16	0.2602	0.04	11404	96.6605%	Fecal		CFU/100 mL	200	283.2	86400	-	203.8
5439000	9/14/2021	0.16	0.16	0.2602	0.04	11404	96.6605%	Fecal		CFU/100 mL	200	283.2	86400	-	203.8
5439000	8/1/1997	0.15	0.15	0.2602	0.04	11417	96.7706%	Fecal		CFU/100 mL	200	283.2	86400	-	191.0
5439000	9/21/1997	0.15	0.15	0.2602	0.04	11417	96.7706%	Fecal		CFU/100 mL	200	283.2	86400	-	191.0
5439000	9/25/1997	0.15	0.15	0.2602	0.04	11417	96.7706%	Fecal		CFU/100 mL	200	283.2	86400	-	191.0
5439000	9/28/2004	0.15	0.15	0.2602	0.04	11417	96.7706%	Fecal		CFU/100 mL	200	283.2	86400	-	191.0
5439000	10/15/2004	0.15	0.15	0.2602	0.04	11417	96.7706%	Fecal		CFU/100 mL	200	283.2	86400	-	191.0
5439000	11/5/2005	0.15	0.15	0.2602	0.04	11417	96.7706%	Fecal		CFU/100 mL	200	283.2	86400	-	191.0
5439000	11/23/2005	0.15	0.15	0.2602	0.04	11417	96.7706%	Fecal		CFU/100 mL	200	283.2	86400	-	191.0
5439000	12/7/2005	0.15	0.15	0.2602	0.04	11417	96.7706%	Fecal		CFU/100 mL	200	283.2	86400	-	191.0
5439000	12/11/2005	0.15	0.15	0.2602	0.04	11417	96.7706%	Fecal		CFU/100 mL	200	283.2	86400	-	191.0
5439000	12/12/2005	0.15	0.15	0.2602	0.04	11417	96.7706%	Fecal		CFU/100 mL	200	283.2	86400	-	191.0
5439000	12/13/2005	0.15	0.15	0.2602	0.04	11417	96.7706%	Fecal		CFU/100 mL	200	283.2	86400	-	191.0
5439000	11/5/2012	0.15	0.15	0.2602	0.04	11417	96.7706%	Fecal		CFU/100 mL	200	283.2	86400	-	191.0
5439000	11/10/2012	0.15	0.15	0.2602	0.04	11417	96.7706%	Fecal		CFU/100 mL	200	283.2	86400	-	191.0
5439000	1/6/2013	0.15	0.15	0.2602	0.04	11417	96.7706%	Fecal		CFU/100 mL	200	283.2	86400	-	191.0
5439000	8/29/2013	0.15	0.15	0.2602	0.04	11417	96.7706%	Fecal		CFU/100 mL	200	283.2	86400	-	191.0
5439000	8/2/1997	0.14	0.14	0.2602	0.04	11432	96.8978%	Fecal		CFU/100 mL	200	283.2	86400	-	178.3
5439000	9/20/1997	0.14	0.14	0.2602	0.04	11432	96.8978%	Fecal		CFU/100 mL	200	283.2	86400	-	178.3
5439000	9/22/1999	0.14	0.14	0.2602	0.04	11432	96.8978%	Fecal		CFU/100 mL	200	283.2	86400	-	178.3
5439000	1/7/2003	0.14	0.14	0.2602	0.04	11432	96.8978%	Fecal		CFU/100 mL	200	283.2	86400	-	178.3
5439000	9/3/2003	0.14	0.14	0.2602	0.04	11432	96.8978%	Fecal		CFU/100 mL	200	283.2	86400	-	178.3
5439000	9/30/2003	0.14	0.14	0.2602	0.04	11432	96.8978%	Fecal		CFU/100 mL	200	283.2	86400	-	178.3
5439000	9/21/2005	0.14	0.14	0.2602	0.04	11432	96.8978%	Fecal		CFU/100 mL	200	283.2	86400	-	178.3
5439000	10/23/2005	0.14	0.14	0.2602	0.04	11432	96.8978%	Fecal		CFU/100 mL	200	283.2	86400	-	178.3
5439000	12/8/2005	0.14	0.14	0.2602	0.04	11432	96.8978%	Fecal		CFU/100 mL	200	283.2	86400	-	178.3
5439000	12/9/2005	0.14	0.14	0.2602	0.04	11432	96.8978%	Fecal		CFU/100 mL	200	283.2	86400	-	178.3
5439000	12/14/2005	0.14	0.14	0.2602	0.04	11432	96.8978%	Fecal		CFU/100 mL	200	283.2	86400	-	178.3
5439000	12/15/2005	0.14	0.14	0.2602	0.04	11432	96.8978%	Fecal		CFU/100 mL	200	283.2	86400	-	178.3
5439000	10/14/2010	0.14	0.14	0.2602	0.04	11432	96.8978%	Fecal		CFU/100 mL	200	283.2	86400	-	178.3
5439000	9/19/2017	0.14	0.14	0.2602	0.04	11432	96.8978%	Fecal		CFU/100 mL	200	283.2	86400	-	178.3
5439000	9/29/2021	0.14	0.14	0.2602	0.04	11432	96.8978%	Fecal		CFU/100 mL	200	283.2	86400	-	178.3
5439000	9/30/2021	0.14	0.14	0.2602	0.04	11432	96.8978%	Fecal		CFU/100 mL	200	283.2	86400	-	178.3
5439000	8/19/1992	0.13	0.13	0.2602	0.03	11448	97.0334%	Fecal		CFU/100 mL	200	283.2	86400	-	165.6
5439000	9/9/1999	0.13	0.13	0.2602	0.03	11448	97.0334%	Fecal		CFU/100 mL	200	283.2	86400	-	165.6
5439000	12/16/2005	0.13	0.13	0.2602	0.03	11448	97.0334%	Fecal		CFU/100 mL	200	283.2	86400	-	165.6
5439000	12/29/2005	0.13	0.13	0.2602	0.03	11448	97.0334%	Fecal		CFU/100 mL	200	283.2	86400	-	165.6
5439000	11/19/2012	0.13	0.13	0.2602	0.03	11448	97.0334%	Fecal		CFU/100 mL	200	283.2	86400	-	165.6
5439000	11/23/2012	0.13	0.13	0.2602	0.03	11448	97.0334%	Fecal		CFU/100 mL	200	283.2	86400	-	165.6
5439000	12/8/2013	0.13	0.13	0.2602	0.03	11448	97.0334%	Fecal		CFU/100 mL	200	283.2	86400	-	165.6
5439000	12/14/2013	0.13	0.13	0.2602	0.03	11448	97.0334%	Fecal		CFU/100 mL	200	283.2	86400	-	165.6
5439000	9/20/2017	0.13	0.13	0.2602	0.03	11448	97.0334%	Fecal		CFU/100 mL	200	283.2	86400	-	165.6
5439000	9/21/2017	0.13	0.13	0.2602	0.03	11448	97.0334%	Fecal		CFU/100 mL	200	283.2	86400	-	165.6
5439000	10/1/2021	0.13	0.13	0.2602	0.03	11448	97.0334%	Fecal		CFU/100 mL	200	283.2	86400	-	165.6
5439000	1/8/2003	0.12	0.12	0.2602	0.03	11459	97.1266%	Fecal		CFU/100 mL	200	283.2	86400	-	152.8
5439000	10/4/2004	0.12	0.12	0.2602	0.03	11459	97.1266%	Fecal		CFU/100 mL	200	283.2	86400	-	152.8
5439000	10/18/2004	0.12	0.12	0.2602	0.03	11459	97.1266%	Fecal		CFU/100 mL	200	283.2	86400	-	152.8
5439000	12/17/2005	0.12	0.12	0.2602	0.03	11459	97.1266%	Fecal		CFU/100 mL	200	283.2	86400	-	152.8
5439000	12/18/2005	0.12	0.12	0.2602	0.03	11459	97.1266%	Fecal		CFU/100 mL	200	283.2	86400	-	152.8
5439000	10/1/2010	0.12	0.12	0.2602	0.03	11459	97.1266%	Fecal		CFU/100 mL	200	283.2	86400	-	152.8
5439000	10/11/2010	0.12	0.12	0.2602	0.03	11459	97.1266%	Fecal		CFU/100 mL	200	283.2	86400	-	152.8
5439000	10/18/2010	0.12	0.12	0.2602	0.03	11459	97.1266%	Fecal		CFU/100 mL	200	283.2	86400	-	152.8
5439000	11/24/2012	0.12	0.12	0.2602	0.03	11459	97.1266%	Fecal		CFU/100 mL	200	283.2	86400	-	152.8
5439000	9/10/2013	0.12	0.12	0.2602	0.03	11459	97.1266%	Fecal		CFU/100 mL	200	283.2	86400	-	152.8
5439000	10/11/2013	0.12	0.12	0.2602	0.03	11459	97.1266%	Fecal		CFU/100 mL	200	283.2	86400	-	152.8
5439000	12/15/2013	0.12	0.12	0.2602	0.03	11459	97.1266%	Fecal		CFU/100 mL	200	283.2	86400	-	152.8
5439000	9/22/2017	0.12	0.12	0.2602	0.03	11459	97.1266%	Fecal		CFU/100 mL	200	283.2	86400	-	152.8
5439000	10/12/1997	0.11	0.11	0.2602	0.03	11472	97.2368%	Fecal		CFU/100 mL	200	283.2	86400	-	140.1
5439000	8/21/2003	0.11	0.11	0.2602	0.03	11472	97.2368%	Fecal		CFU/100 mL	200	283.2	86400	-	140.1
5439000	9/16/2003	0.11	0.11	0.2602	0.03	11472	97.2368%	Fecal		CFU/100 mL	200	283.2	86400	-	140.1
5439000	9/23/2004	0.11	0.11	0.2602	0.03	11472	97.2368%	Fecal		CFU/100 mL	200	283.2	86400	-	140.1
5439000	9/29/2004	0.11	0.11	0.2602	0.03	11472	97.2368%	Fecal		CFU/100 mL	200	283.2	86400	-	140.1
5439000	10/3/2004	0.11	0.11	0.2602	0.03	11472	97.2368%	Fecal		CFU/100 mL	200	283.2	86400	-	140.1
5439000	8/2/2005	0.11	0.11	0.2602	0.03	11472	97.2368%	Fecal		CFU/100 mL	200	283.2	86400	-	140.1
5439000	8/27/2005	0.11	0.11	0.2602	0.03	11472	97.2368%	Fecal		CFU/100 mL	200	283.2	86400	-	140.1
5439000	12/19/2005	0.11	0.11	0.2602	0.03	11472	97.2368%	Fecal		CFU/100 mL	200	283.2	86400	-	140.1
5439000	12/20/2005	0.11	0.11	0.2602	0.03	11472	97.2368%	Fecal		CFU/100 mL	200	283.2	86400	-	140.1
5439000	12/21/2005	0.11	0.11	0.2602	0.03	11472	97.2368%	Fecal		CFU/100 mL	200	283.2	86400	-	140.1
5439000	12/22/2005	0.11	0.11	0.2602	0.03	11472	97.2368%	Fecal		CFU/100 mL	200	283.2	86400	-	140.1
5439000	12/23/2005	0.11	0.11	0.2602	0.03	11472	97.2368%	Fecal		CFU/100 mL	200	283.2	86400	-	140.1
5439000	12/24/2005	0.11	0.11	0.2602	0.03	11472	97.2368%	Fecal		CFU/100 mL	200	283.2	86400	-	140.1
5439000	12/25/2005	0.11	0.11	0.2602	0.03	11472	97.2368%	Fecal		CFU/100 mL	200	283.2	86400	-	140.1
5439000	12/26/2005	0.11	0.11	0.2602	0.03	11472	97.2368%	Fecal		CFU/100 mL	200	283.2	86400	-	140.1
5439000	12/27/2005	0.11	0.11	0.2602	0.03	11472	97.2368%	Fecal		CFU/100 mL	200	283.2	86400	-	140.1
5439000	12/28/2005	0.11	0.11	0.2602	0.03	11472	97.2368%	Fecal		CFU/100 mL	200	283.2	86400	-	140.1
5439000	10/5/2010	0.11	0.11	0.2602	0.03	11472	97.2368%	Fecal		CFU/100 mL	200	283.2	86400	-	140.1
5439000	11/20/2012	0.11	0.11	0.2602	0.03	11472	97.2368%	Fecal		CFU/100 mL	200	283.2	86400	-	140.1
5439000	11/25/2012	0.11	0.11	0.2602	0.03	11472	97.2368%	Fecal		CFU/100 mL	200	283.2	86400	-	140.1
5439000	12/13/2012	0.11	0.11	0.2602	0.03	11472	97.2368%	Fecal		CFU/100 mL	200	283.2	86400	-	140.1
5439000	1/2/2013	0.11	0.11	0.2602	0.03	11472	97.2368%	Fecal		CFU/100 mL	200	283.2	86400	-	140.1
5439000	9/27/2013	0.11	0.11	0.2602	0.03	11472	97.2368%	Fecal		CFU/100 mL	200	283.2	86400	-	140.1
5439000	12/16/2013	0.11	0.11	0.2602	0.03	11472	97.2368%	Fecal		CFU/100 mL	200	283.2	86400	-	140.1
5439000	12/19/2013	0.11	0.11	0.2602	0.03	11472	97.2368%	Fecal		CFU/100 mL	200	283.2	86400	-	140.1
5439000	9/29/1995	0.1	0.1	0.2602	0.03	11498	97.4572%	Fecal		CFU/100 mL	200	283.2	86400	-	127.3
5439000	1/9/2003	0.1	0.1	0.2602	0.03	11498	97.4572%	Fecal		CFU/100 mL	200	283.2	86400	-	127.3
5439000	8/24/2003	0.1	0.1	0.2602	0.03	11498	97.4572%	Fecal		CFU/100 mL	200	283.2	86400	-	127.3

Gage ID	Date	Discharge (CFS)	Gage Discharge (less Surrogate NPDES) (CFS)	Watershed Area Ratio	Calculated flow (CFS)	Rank	Flow Exceedance %	Parameter	Results	Units (mg or micro_gram	Limit/Standard	100mL/CF	sec/day	Actual Load (million colonies/day)	Allowable Load (million colonies/day)
5439000	10/3/2003	0.1	0.1	0.2602	0.03	11498	97.4572%	Fecal		CFU/100 mL	200	283.2	86400	-	127.3
5439000	10/13/2003	0.1	0.1	0.2602	0.03	11498	97.4572%	Fecal		CFU/100 mL	200	283.2	86400	-	127.3
5439000	10/5/2004	0.1	0.1	0.2602	0.03	11498	97.4572%	Fecal		CFU/100 mL	200	283.2	86400	-	127.3
5439000	11/24/2005	0.1	0.1	0.2602	0.03	11498	97.4572%	Fecal		CFU/100 mL	200	283.2	86400	-	127.3
5439000	8/31/2006	0.1	0.1	0.2602	0.03	11498	97.4572%	Fecal		CFU/100 mL	200	283.2	86400	-	127.3
5439000	9/22/2011	0.1	0.1	0.2602	0.03	11498	97.4572%	Fecal		CFU/100 mL	200	283.2	86400	-	127.3
5439000	8/10/2012	0.1	0.1	0.2602	0.03	11498	97.4572%	Fecal		CFU/100 mL	200	283.2	86400	-	127.3
5439000	11/21/2012	0.1	0.1	0.2602	0.03	11498	97.4572%	Fecal		CFU/100 mL	200	283.2	86400	-	127.3
5439000	9/12/2013	0.1	0.1	0.2602	0.03	11498	97.4572%	Fecal		CFU/100 mL	200	283.2	86400	-	127.3
5439000	9/25/2013	0.1	0.1	0.2602	0.03	11498	97.4572%	Fecal		CFU/100 mL	200	283.2	86400	-	127.3
5439000	9/26/2013	0.1	0.1	0.2602	0.03	11498	97.4572%	Fecal		CFU/100 mL	200	283.2	86400	-	127.3
5439000	9/15/2021	0.1	0.1	0.2602	0.03	11498	97.4572%	Fecal		CFU/100 mL	200	283.2	86400	-	127.3
5439000	3/8/2003	0.09	0.09	0.2602	0.02	11513	97.5843%	Fecal		CFU/100 mL	200	283.2	86400	-	114.6
5439000	8/18/2003	0.09	0.09	0.2602	0.02	11513	97.5843%	Fecal		CFU/100 mL	200	283.2	86400	-	114.6
5439000	8/20/2003	0.09	0.09	0.2602	0.02	11513	97.5843%	Fecal		CFU/100 mL	200	283.2	86400	-	114.6
5439000	10/1/2003	0.09	0.09	0.2602	0.02	11513	97.5843%	Fecal		CFU/100 mL	200	283.2	86400	-	114.6
5439000	8/31/2008	0.09	0.09	0.2602	0.02	11513	97.5843%	Fecal		CFU/100 mL	200	283.2	86400	-	114.6
5439000	1/4/2013	0.09	0.09	0.2602	0.02	11513	97.5843%	Fecal		CFU/100 mL	200	283.2	86400	-	114.6
5439000	9/28/2013	0.09	0.09	0.2602	0.02	11513	97.5843%	Fecal		CFU/100 mL	200	283.2	86400	-	114.6
5439000	12/17/2013	0.09	0.09	0.2602	0.02	11513	97.5843%	Fecal		CFU/100 mL	200	283.2	86400	-	114.6
5439000	12/18/2013	0.09	0.09	0.2602	0.02	11513	97.5843%	Fecal		CFU/100 mL	200	283.2	86400	-	114.6
5439000	9/23/2017	0.09	0.09	0.2602	0.02	11513	97.5843%	Fecal		CFU/100 mL	200	283.2	86400	-	114.6
5439000	9/16/2021	0.09	0.09	0.2602	0.02	11513	97.5843%	Fecal		CFU/100 mL	200	283.2	86400	-	114.6
5439000	9/17/2021	0.09	0.09	0.2602	0.02	11513	97.5843%	Fecal		CFU/100 mL	200	283.2	86400	-	114.6
5439000	9/20/1994	0.08	0.08	0.2602	0.02	11525	97.6860%	Fecal		CFU/100 mL	200	283.2	86400	-	101.9
5439000	1/10/2003	0.08	0.08	0.2602	0.02	11525	97.6860%	Fecal		CFU/100 mL	200	283.2	86400	-	101.9
5439000	8/19/2003	0.08	0.08	0.2602	0.02	11525	97.6860%	Fecal		CFU/100 mL	200	283.2	86400	-	101.9
5439000	8/31/2003	0.08	0.08	0.2602	0.02	11525	97.6860%	Fecal		CFU/100 mL	200	283.2	86400	-	101.9
5439000	10/4/2003	0.08	0.08	0.2602	0.02	11525	97.6860%	Fecal		CFU/100 mL	200	283.2	86400	-	101.9
5439000	10/19/2004	0.08	0.08	0.2602	0.02	11525	97.6860%	Fecal		CFU/100 mL	200	283.2	86400	-	101.9
5439000	7/19/2005	0.08	0.08	0.2602	0.02	11525	97.6860%	Fecal		CFU/100 mL	200	283.2	86400	-	101.9
5439000	9/29/2005	0.08	0.08	0.2602	0.02	11525	97.6860%	Fecal		CFU/100 mL	200	283.2	86400	-	101.9
5439000	10/9/2010	0.08	0.08	0.2602	0.02	11525	97.6860%	Fecal		CFU/100 mL	200	283.2	86400	-	101.9
5439000	10/16/2010	0.08	0.08	0.2602	0.02	11525	97.6860%	Fecal		CFU/100 mL	200	283.2	86400	-	101.9
5439000	10/22/2010	0.08	0.08	0.2602	0.02	11525	97.6860%	Fecal		CFU/100 mL	200	283.2	86400	-	101.9
5439000	8/22/2012	0.08	0.08	0.2602	0.02	11525	97.6860%	Fecal		CFU/100 mL	200	283.2	86400	-	101.9
5439000	8/29/2012	0.08	0.08	0.2602	0.02	11525	97.6860%	Fecal		CFU/100 mL	200	283.2	86400	-	101.9
5439000	12/4/2012	0.08	0.08	0.2602	0.02	11525	97.6860%	Fecal		CFU/100 mL	200	283.2	86400	-	101.9
5439000	12/14/2012	0.08	0.08	0.2602	0.02	11525	97.6860%	Fecal		CFU/100 mL	200	283.2	86400	-	101.9
5439000	1/5/2013	0.08	0.08	0.2602	0.02	11525	97.6860%	Fecal		CFU/100 mL	200	283.2	86400	-	101.9
5439000	9/18/2021	0.08	0.08	0.2602	0.02	11525	97.6860%	Fecal		CFU/100 mL	200	283.2	86400	-	101.9
5439000	9/10/1999	0.07	0.07	0.2602	0.02	11542	97.8301%	Fecal		CFU/100 mL	200	283.2	86400	-	89.1
5439000	1/11/2003	0.07	0.07	0.2602	0.02	11542	97.8301%	Fecal		CFU/100 mL	200	283.2	86400	-	89.1
5439000	10/5/2003	0.07	0.07	0.2602	0.02	11542	97.8301%	Fecal		CFU/100 mL	200	283.2	86400	-	89.1
5439000	9/27/2004	0.07	0.07	0.2602	0.02	11542	97.8301%	Fecal		CFU/100 mL	200	283.2	86400	-	89.1
5439000	9/3/2006	0.07	0.07	0.2602	0.02	11542	97.8301%	Fecal		CFU/100 mL	200	283.2	86400	-	89.1
5439000	8/27/2008	0.07	0.07	0.2602	0.02	11542	97.8301%	Fecal		CFU/100 mL	200	283.2	86400	-	89.1
5439000	10/6/2010	0.07	0.07	0.2602	0.02	11542	97.8301%	Fecal		CFU/100 mL	200	283.2	86400	-	89.1
5439000	12/3/2012	0.07	0.07	0.2602	0.02	11542	97.8301%	Fecal		CFU/100 mL	200	283.2	86400	-	89.1
5439000	12/7/2012	0.07	0.07	0.2602	0.02	11542	97.8301%	Fecal		CFU/100 mL	200	283.2	86400	-	89.1
5439000	9/11/2013	0.07	0.07	0.2602	0.02	11542	97.8301%	Fecal		CFU/100 mL	200	283.2	86400	-	89.1
5439000	9/13/2013	0.07	0.07	0.2602	0.02	11542	97.8301%	Fecal		CFU/100 mL	200	283.2	86400	-	89.1
5439000	10/1/2013	0.07	0.07	0.2602	0.02	11542	97.8301%	Fecal		CFU/100 mL	200	283.2	86400	-	89.1
5439000	9/19/2021	0.07	0.07	0.2602	0.02	11542	97.8301%	Fecal		CFU/100 mL	200	283.2	86400	-	89.1
5439000	1/12/2003	0.06	0.06	0.2602	0.02	11555	97.9403%	Fecal		CFU/100 mL	200	283.2	86400	-	76.4
5439000	9/24/2003	0.06	0.06	0.2602	0.02	11555	97.9403%	Fecal		CFU/100 mL	200	283.2	86400	-	76.4
5439000	10/6/2003	0.06	0.06	0.2602	0.02	11555	97.9403%	Fecal		CFU/100 mL	200	283.2	86400	-	76.4
5439000	9/24/2004	0.06	0.06	0.2602	0.02	11555	97.9403%	Fecal		CFU/100 mL	200	283.2	86400	-	76.4
5439000	9/30/2004	0.06	0.06	0.2602	0.02	11555	97.9403%	Fecal		CFU/100 mL	200	283.2	86400	-	76.4
5439000	10/6/2004	0.06	0.06	0.2602	0.02	11555	97.9403%	Fecal		CFU/100 mL	200	283.2	86400	-	76.4
5439000	9/17/2005	0.06	0.06	0.2602	0.02	11555	97.9403%	Fecal		CFU/100 mL	200	283.2	86400	-	76.4
5439000	9/30/2005	0.06	0.06	0.2602	0.02	11555	97.9403%	Fecal		CFU/100 mL	200	283.2	86400	-	76.4
5439000	9/15/2011	0.06	0.06	0.2602	0.02	11555	97.9403%	Fecal		CFU/100 mL	200	283.2	86400	-	76.4
5439000	11/26/2012	0.06	0.06	0.2602	0.02	11555	97.9403%	Fecal		CFU/100 mL	200	283.2	86400	-	76.4
5439000	8/20/2013	0.06	0.06	0.2602	0.02	11555	97.9403%	Fecal		CFU/100 mL	200	283.2	86400	-	76.4
5439000	1/7/2014	0.06	0.06	0.2602	0.02	11555	97.9403%	Fecal		CFU/100 mL	200	283.2	86400	-	76.4
5439000	1/9/2014	0.06	0.06	0.2602	0.02	11555	97.9403%	Fecal		CFU/100 mL	200	283.2	86400	-	76.4
5439000	9/24/2017	0.06	0.06	0.2602	0.02	11555	97.9403%	Fecal		CFU/100 mL	200	283.2	86400	-	76.4
5439000	9/16/2002	0.05	0.05	0.2602	0.01	11569	98.0590%	Fecal		CFU/100 mL	200	283.2	86400	-	63.7
5439000	1/13/2003	0.05	0.05	0.2602	0.01	11569	98.0590%	Fecal		CFU/100 mL	200	283.2	86400	-	63.7
5439000	8/28/2003	0.05	0.05	0.2602	0.01	11569	98.0590%	Fecal		CFU/100 mL	200	283.2	86400	-	63.7
5439000	10/11/2003	0.05	0.05	0.2602	0.01	11569	98.0590%	Fecal		CFU/100 mL	200	283.2	86400	-	63.7
5439000	8/3/2005	0.05	0.05	0.2602	0.01	11569	98.0590%	Fecal		CFU/100 mL	200	283.2	86400	-	63.7
5439000	9/15/2005	0.05	0.05	0.2602	0.01	11569	98.0590%	Fecal		CFU/100 mL	200	283.2	86400	-	63.7
5439000	11/11/2005	0.05	0.05	0.2602	0.01	11569	98.0590%	Fecal		CFU/100 mL	200	283.2	86400	-	63.7
5439000	8/21/2006	0.05	0.05	0.2602	0.01	11569	98.0590%	Fecal		CFU/100 mL	200	283.2	86400	-	63.7
5439000	11/27/2012	0.05	0.05	0.2602	0.01	11569	98.0590%	Fecal		CFU/100 mL	200	283.2	86400	-	63.7
5439000	12/2/2012	0.05	0.05	0.2602	0.01	11569	98.0590%	Fecal		CFU/100 mL	200	283.2	86400	-	63.7
5439000	9/14/2013	0.05	0.05	0.2602	0.01	11569	98.0590%	Fecal		CFU/100 mL	200	283.2	86400	-	63.7
5439000	10/2/2013	0.05	0.05	0.2602	0.01	11569	98.0590%	Fecal		CFU/100 mL	200	283.2	86400	-	63.7
5439000	9/21/1994	0.04	0.04	0.2602	0.01	11581	98.1607%	Fecal		CFU/100 mL	200	283.2	86400	-	50.9
5439000	1/14/2003	0.04	0.04	0.2602	0.01	11581	98.1607%	Fecal		CFU/100 mL	200	283.2	86400	-	50.9
5439000	3/7/2003	0.04	0.04	0.2602	0.01	11581	98.1607%	Fecal		CFU/100 mL	200	283.2	86400	-	50.9
5439000	9/4/2003	0.04	0.04	0.2602	0.01	11581	98.1607%	Fecal		CFU/100 mL	200	283.2	86400	-	50.9
5439000	8/10/2005	0.04	0.04	0.2602	0.01	11581	98.1607%	Fecal		CFU/100 mL	200	283.2	86400	-	50.9
5439000	9/22/2005	0.04	0.04	0.2602	0.01	11581	98.1607%	Fecal		CFU/100 mL	200	283.2	86400	-	50.9
5439000	8/14/2006	0.04	0.04	0.2602	0.01	11581	98.1607%	Fecal		CFU/100 mL	200	283.2	86400	-	50.9
5439000	10/7/2010	0.04	0.04	0.2602	0.01	11581	98.1607%	Fecal		CFU/100 mL	200	283.2	86400	-	50.9
5439000	9/13/2011	0.04	0.04	0.2602	0.01	11581	98.1607%	Fecal		CFU/100 mL	200	283.2	86400	-	50.9
5439000	8/30/2012	0.04	0.04	0.2602	0.01	11581	98.1607%	Fecal		CFU/100 mL	200	283.2	86400	-	50.9
5439000	9/3/2012	0.04	0.04	0.2602	0.01	11581	98.1607%	Fecal		CFU/100 mL	200	283.2	86400	-	50.9
5439000	11/28/2012	0.04	0.04	0.2602	0.01	11581	98.1607%	Fecal		CFU/100 mL	200	283.2	86400	-	50.9
5439000	11/29/2012	0.04	0.04	0.2602	0.01	11581	98.1607%	Fecal		CFU/100 mL	200	283.2	86400	-	50.9
5439000	11/30/2012	0.04	0.04	0.2602	0.01	11581	98.1607%	Fecal		CFU/100 mL	200	283.2	86400	-	50.9
5439000	12/1/2012	0.04	0.04	0.2602	0.01	11581	98.1607%	Fecal		CFU/100 mL	200	283.2	86400	-	50.9
5439000	12/5/2012	0.04	0.04	0.2602	0.01	11581	98.1607%	Fecal		CFU/100 mL	200	283.2	86400	-	50.9
5439000	8/21/2013	0.04	0.04	0.2602	0.01	11581	98.1607%	Fecal		CFU/100 mL	200	283.2	86400	-	50.9
5439000	1/8/2014	0.04	0.04	0.2602	0.01	11581	98.1607%	Fecal		CFU/100 mL	200	283.2	86400	-	50.9
5439000	9/25/2017	0.04	0.04	0.2602	0.01	11581	98.1607%	Fecal		CFU/100 mL	200	283.2	86400	-	50.9
5439000	9/23/1999	0.03	0.03	0.2602	0.01	11600	98.3217%	Fecal		CFU/100 mL	200	283.2	86400	-	38.2
5439000	9/26/1999	0.03	0.03	0.2602	0.01	11600	98.3217%	Fecal		CFU/100 mL	200	283.2	86400	-	38.2
5439000	9/17/2002	0.03	0.03	0.2602	0.01	11600	98.3217%	Fecal		CFU/100 mL	200	283.2	86400	-	38.2
5439000	1/15/2003	0.03	0.03	0.2602	0.01	11600	98.3217%	Fecal		CFU/100 mL	200	283.2	86400	-	38.2
5439000	1/16/2003	0.03	0.03	0.2602	0.01	11600	98.3217%	Fecal		CFU/100 mL	200	283.2	86400	-	38.2
5439000	10/2/2003	0.03	0.03	0.2602	0.01	11600	98.3217%	Fecal		CFU/100 mL	200	283.2	86400	-	38.2
5439000	10/10/2004	0.03	0.03	0.2602	0.01	11600	98.3217%	Fecal		CFU/100 mL	200	283.2	86400	-	38.2
5439000	10/20/2004	0.03	0.03	0.2602	0.01	11600	98.3217%	Fecal		CFU/100 mL	200	283.2	86400	-	38.2
5439000	10/21/2004	0.03	0.03	0.2602	0.01	11600	98.3217%	Fecal		CFU/100 mL	200	283.2	86400	-	38.2
5439000	10/1/2005	0.03	0.03	0.2602	0.01	11600	98.3217%	Fecal		CFU/100 mL	200	283.2	86400	-	38.2
5439000	10/13/2010	0.03	0.03	0.2602	0.01	11600	98.3217%	Fecal		CFU/100 mL	200	283.2	86400	-	38.2
5439000	10/21/2010	0.03	0.03	0.2602	0.01	11600	98.3217%	Fecal		CFU/100 mL	200	283.2	86400	-	38.2
5439000	8/31/2012	0.03	0.03	0.2602	0.01	11600	98.3217%	Fecal		CFU/100 mL	200	283.2	86400	-	38.2
5439000	9/2/2012	0.03	0.03	0.2602	0.01	11600	98.3217%	Fecal		CFU/100 mL	200	283.2	86400	-	38.2
5439000	12/6/2012	0.03	0.03	0.2602	0.01	11600	98.3217%	Fecal		CFU/100 mL	200	283.2	86400	-	38.2
5439000	9/26/2017	0.03	0.03	0.2602	0.01	11600	98.3217%	Fecal		CFU/100 mL	200	283.2	86400	-	38.2
5439000	9/27/2017	0.03	0.03	0.2602	0.01	11600	98.3217%	Fecal		CFU/100 mL	200	283.2	86400	-	38.2
5439000	9/28/2017	0.03	0.03	0.2602	0.01	11600	98.3217%	Fecal		CFU/100 mL	200	283.2	86400	-	38.2
5439000	9/29/2017	0.03	0.03	0.2602	0.01	11600	98.3217%	Fecal		CFU/100 mL	200	283.2	86400	-	38.2
5439000	10/10/2017	0.03	0.03	0.2602	0.01	11600	98.3217%	Fecal		CFU/100 mL	200	283.2	86400	-	38.2
5439000	1/17/2003	0.02	0.02	0.2602	0.01	11620	98.4913%	Fecal		CFU/100 mL	200	283.2	86400	-	25.5
5439000	1/18/2003	0.02	0.02	0.2602	0.01	11620	98.4913%	Fecal		CFU/100 mL	200	283.2	86400	-	25.5
5439000	1/19/2003	0.02	0.02	0.2602	0.01	11620	98.4913%	Fecal		CFU/100 mL	200	283.2	86400	-	25.5
5439000	2/3/2003	0.02	0.02	0.2602	0.01	11620	98.4913%	Fecal		CFU/100 mL	200	283.2	86400	-	25.5
5439000	2/4/2003	0.02	0.02	0.2602	0.01	11620	98.4913%	Fecal		CFU/100 mL	200	283.2	86400	-	25.5
5439000	2/25/2003	0.02	0.02	0.2602	0.01	11620	98.4913%	Fecal		CFU/100 mL	200	283.2	86400	-	25.5

Gage ID	Date	Discharge (CFS)	Gage Discharge (less Surrogate NPDES) (CFS)	Watershed Area Ratio	Calculated flow (CFS)	Rank	Flow Exceedance %	Parameter	Results	Units (mg or micro_gram	Limit/Standard	100mL/CF	sec/day	Actual Load (million colonies/day)	Allowable Load (million colonies/day)
5439000	2/26/2003	0.02	0.02	0.2602	0.01	11620	98.4913%	Fecal		CFU/100 mL	200	283.2	86400	-	25.5
5439000	2/27/2003	0.02	0.02	0.2602	0.01	11620	98.4913%	Fecal		CFU/100 mL	200	283.2	86400	-	25.5
5439000	2/28/2003	0.02	0.02	0.2602	0.01	11620	98.4913%	Fecal		CFU/100 mL	200	283.2	86400	-	25.5
5439000	3/1/2003	0.02	0.02	0.2602	0.01	11620	98.4913%	Fecal		CFU/100 mL	200	283.2	86400	-	25.5
5439000	3/2/2003	0.02	0.02	0.2602	0.01	11620	98.4913%	Fecal		CFU/100 mL	200	283.2	86400	-	25.5
5439000	3/3/2003	0.02	0.02	0.2602	0.01	11620	98.4913%	Fecal		CFU/100 mL	200	283.2	86400	-	25.5
5439000	3/4/2003	0.02	0.02	0.2602	0.01	11620	98.4913%	Fecal		CFU/100 mL	200	283.2	86400	-	25.5
5439000	3/5/2003	0.02	0.02	0.2602	0.01	11620	98.4913%	Fecal		CFU/100 mL	200	283.2	86400	-	25.5
5439000	3/6/2003	0.02	0.02	0.2602	0.01	11620	98.4913%	Fecal		CFU/100 mL	200	283.2	86400	-	25.5
5439000	8/29/2003	0.02	0.02	0.2602	0.01	11620	98.4913%	Fecal		CFU/100 mL	200	283.2	86400	-	25.5
5439000	9/17/2003	0.02	0.02	0.2602	0.01	11620	98.4913%	Fecal		CFU/100 mL	200	283.2	86400	-	25.5
5439000	8/4/2005	0.02	0.02	0.2602	0.01	11620	98.4913%	Fecal		CFU/100 mL	200	283.2	86400	-	25.5
5439000	8/5/2005	0.02	0.02	0.2602	0.01	11620	98.4913%	Fecal		CFU/100 mL	200	283.2	86400	-	25.5
5439000	8/6/2005	0.02	0.02	0.2602	0.01	11620	98.4913%	Fecal		CFU/100 mL	200	283.2	86400	-	25.5
5439000	8/7/2005	0.02	0.02	0.2602	0.01	11620	98.4913%	Fecal		CFU/100 mL	200	283.2	86400	-	25.5
5439000	8/8/2005	0.02	0.02	0.2602	0.01	11620	98.4913%	Fecal		CFU/100 mL	200	283.2	86400	-	25.5
5439000	8/9/2005	0.02	0.02	0.2602	0.01	11620	98.4913%	Fecal		CFU/100 mL	200	283.2	86400	-	25.5
5439000	9/14/2005	0.02	0.02	0.2602	0.01	11620	98.4913%	Fecal		CFU/100 mL	200	283.2	86400	-	25.5
5439000	10/6/2005	0.02	0.02	0.2602	0.01	11620	98.4913%	Fecal		CFU/100 mL	200	283.2	86400	-	25.5
5439000	10/10/2010	0.02	0.02	0.2602	0.01	11620	98.4913%	Fecal		CFU/100 mL	200	283.2	86400	-	25.5
5439000	9/14/2011	0.02	0.02	0.2602	0.01	11620	98.4913%	Fecal		CFU/100 mL	200	283.2	86400	-	25.5
5439000	8/11/2012	0.02	0.02	0.2602	0.01	11620	98.4913%	Fecal		CFU/100 mL	200	283.2	86400	-	25.5
5439000	8/12/2012	0.02	0.02	0.2602	0.01	11620	98.4913%	Fecal		CFU/100 mL	200	283.2	86400	-	25.5
5439000	8/23/2012	0.02	0.02	0.2602	0.01	11620	98.4913%	Fecal		CFU/100 mL	200	283.2	86400	-	25.5
5439000	8/24/2012	0.02	0.02	0.2602	0.01	11620	98.4913%	Fecal		CFU/100 mL	200	283.2	86400	-	25.5
5439000	8/25/2012	0.02	0.02	0.2602	0.01	11620	98.4913%	Fecal		CFU/100 mL	200	283.2	86400	-	25.5
5439000	9/1/2012	0.02	0.02	0.2602	0.01	11620	98.4913%	Fecal		CFU/100 mL	200	283.2	86400	-	25.5
5439000	9/30/2017	0.02	0.02	0.2602	0.01	11620	98.4913%	Fecal		CFU/100 mL	200	283.2	86400	-	25.5
5439000	10/1/2017	0.02	0.02	0.2602	0.01	11620	98.4913%	Fecal		CFU/100 mL	200	283.2	86400	-	25.5
5439000	10/2/2017	0.02	0.02	0.2602	0.01	11620	98.4913%	Fecal		CFU/100 mL	200	283.2	86400	-	25.5
5439000	10/3/2017	0.02	0.02	0.2602	0.01	11620	98.4913%	Fecal		CFU/100 mL	200	283.2	86400	-	25.5
5439000	10/4/2017	0.02	0.02	0.2602	0.01	11620	98.4913%	Fecal		CFU/100 mL	200	283.2	86400	-	25.5
5439000	9/25/1999	0.01	0.01	0.2602	0.00	11658	98.8134%	Fecal		CFU/100 mL	200	283.2	86400	-	12.7
5439000	1/20/2003	0.01	0.01	0.2602	0.00	11658	98.8134%	Fecal		CFU/100 mL	200	283.2	86400	-	12.7
5439000	1/21/2003	0.01	0.01	0.2602	0.00	11658	98.8134%	Fecal		CFU/100 mL	200	283.2	86400	-	12.7
5439000	1/22/2003	0.01	0.01	0.2602	0.00	11658	98.8134%	Fecal		CFU/100 mL	200	283.2	86400	-	12.7
5439000	1/23/2003	0.01	0.01	0.2602	0.00	11658	98.8134%	Fecal		CFU/100 mL	200	283.2	86400	-	12.7
5439000	1/24/2003	0.01	0.01	0.2602	0.00	11658	98.8134%	Fecal		CFU/100 mL	200	283.2	86400	-	12.7
5439000	1/25/2003	0.01	0.01	0.2602	0.00	11658	98.8134%	Fecal		CFU/100 mL	200	283.2	86400	-	12.7
5439000	1/26/2003	0.01	0.01	0.2602	0.00	11658	98.8134%	Fecal		CFU/100 mL	200	283.2	86400	-	12.7
5439000	1/28/2003	0.01	0.01	0.2602	0.00	11658	98.8134%	Fecal		CFU/100 mL	200	283.2	86400	-	12.7
5439000	1/29/2003	0.01	0.01	0.2602	0.00	11658	98.8134%	Fecal		CFU/100 mL	200	283.2	86400	-	12.7
5439000	1/30/2003	0.01	0.01	0.2602	0.00	11658	98.8134%	Fecal		CFU/100 mL	200	283.2	86400	-	12.7
5439000	1/31/2003	0.01	0.01	0.2602	0.00	11658	98.8134%	Fecal		CFU/100 mL	200	283.2	86400	-	12.7
5439000	2/1/2003	0.01	0.01	0.2602	0.00	11658	98.8134%	Fecal		CFU/100 mL	200	283.2	86400	-	12.7
5439000	2/2/2003	0.01	0.01	0.2602	0.00	11658	98.8134%	Fecal		CFU/100 mL	200	283.2	86400	-	12.7
5439000	2/5/2003	0.01	0.01	0.2602	0.00	11658	98.8134%	Fecal		CFU/100 mL	200	283.2	86400	-	12.7
5439000	2/6/2003	0.01	0.01	0.2602	0.00	11658	98.8134%	Fecal		CFU/100 mL	200	283.2	86400	-	12.7
5439000	2/7/2003	0.01	0.01	0.2602	0.00	11658	98.8134%	Fecal		CFU/100 mL	200	283.2	86400	-	12.7
5439000	2/8/2003	0.01	0.01	0.2602	0.00	11658	98.8134%	Fecal		CFU/100 mL	200	283.2	86400	-	12.7
5439000	2/9/2003	0.01	0.01	0.2602	0.00	11658	98.8134%	Fecal		CFU/100 mL	200	283.2	86400	-	12.7
5439000	2/13/2003	0.01	0.01	0.2602	0.00	11658	98.8134%	Fecal		CFU/100 mL	200	283.2	86400	-	12.7
5439000	2/14/2003	0.01	0.01	0.2602	0.00	11658	98.8134%	Fecal		CFU/100 mL	200	283.2	86400	-	12.7
5439000	2/15/2003	0.01	0.01	0.2602	0.00	11658	98.8134%	Fecal		CFU/100 mL	200	283.2	86400	-	12.7
5439000	2/16/2003	0.01	0.01	0.2602	0.00	11658	98.8134%	Fecal		CFU/100 mL	200	283.2	86400	-	12.7
5439000	2/17/2003	0.01	0.01	0.2602	0.00	11658	98.8134%	Fecal		CFU/100 mL	200	283.2	86400	-	12.7
5439000	2/18/2003	0.01	0.01	0.2602	0.00	11658	98.8134%	Fecal		CFU/100 mL	200	283.2	86400	-	12.7
5439000	2/19/2003	0.01	0.01	0.2602	0.00	11658	98.8134%	Fecal		CFU/100 mL	200	283.2	86400	-	12.7
5439000	2/20/2003	0.01	0.01	0.2602	0.00	11658	98.8134%	Fecal		CFU/100 mL	200	283.2	86400	-	12.7
5439000	2/21/2003	0.01	0.01	0.2602	0.00	11658	98.8134%	Fecal		CFU/100 mL	200	283.2	86400	-	12.7
5439000	2/22/2003	0.01	0.01	0.2602	0.00	11658	98.8134%	Fecal		CFU/100 mL	200	283.2	86400	-	12.7
5439000	2/23/2003	0.01	0.01	0.2602	0.00	11658	98.8134%	Fecal		CFU/100 mL	200	283.2	86400	-	12.7
5439000	2/24/2003	0.01	0.01	0.2602	0.00	11658	98.8134%	Fecal		CFU/100 mL	200	283.2	86400	-	12.7
5439000	8/25/2003	0.01	0.01	0.2602	0.00	11658	98.8134%	Fecal		CFU/100 mL	200	283.2	86400	-	12.7
5439000	9/21/2003	0.01	0.01	0.2602	0.00	11658	98.8134%	Fecal		CFU/100 mL	200	283.2	86400	-	12.7
5439000	10/7/2003	0.01	0.01	0.2602	0.00	11658	98.8134%	Fecal		CFU/100 mL	200	283.2	86400	-	12.7
5439000	10/7/2004	0.01	0.01	0.2602	0.00	11658	98.8134%	Fecal		CFU/100 mL	200	283.2	86400	-	12.7
5439000	8/26/2008	0.01	0.01	0.2602	0.00	11658	98.8134%	Fecal		CFU/100 mL	200	283.2	86400	-	12.7
5439000	10/15/2010	0.01	0.01	0.2602	0.00	11658	98.8134%	Fecal		CFU/100 mL	200	283.2	86400	-	12.7
5439000	10/20/2010	0.01	0.01	0.2602	0.00	11658	98.8134%	Fecal		CFU/100 mL	200	283.2	86400	-	12.7
5439000	9/16/2011	0.01	0.01	0.2602	0.00	11658	98.8134%	Fecal		CFU/100 mL	200	283.2	86400	-	12.7
5439000	9/23/2011	0.01	0.01	0.2602	0.00	11658	98.8134%	Fecal		CFU/100 mL	200	283.2	86400	-	12.7
5439000	10/5/2017	0.01	0.01	0.2602	0.00	11658	98.8134%	Fecal		CFU/100 mL	200	283.2	86400	-	12.7
5439000	10/6/2017	0.01	0.01	0.2602	0.00	11658	98.8134%	Fecal		CFU/100 mL	200	283.2	86400	-	12.7
5439000	10/7/2017	0.01	0.01	0.2602	0.00	11658	98.8134%	Fecal		CFU/100 mL	200	283.2	86400	-	12.7
5439000	10/8/2017	0.01	0.01	0.2602	0.00	11658	98.8134%	Fecal		CFU/100 mL	200	283.2	86400	-	12.7
5439000	10/9/2017	0.01	0.01	0.2602	0.00	11658	98.8134%	Fecal		CFU/100 mL	200	283.2	86400	-	12.7
5439000	8/24/1991	0	0	0.2602	0.00	11703	99.1948%	Fecal		CFU/100 mL	200	283.2	86400	-	4.9
5439000	9/11/1999	0	0	0.2602	0.00	11703	99.1948%	Fecal		CFU/100 mL	200	283.2	86400	-	4.9
5439000	9/24/1999	0	0	0.2602	0.00	11703	99.1948%	Fecal		CFU/100 mL	200	283.2	86400	-	4.9
5439000	1/27/2003	0	0	0.2602	0.00	11703	99.1948%	Fecal		CFU/100 mL	200	283.2	86400	-	4.9
5439000	2/10/2003	0	0	0.2602	0.00	11703	99.1948%	Fecal		CFU/100 mL	200	283.2	86400	-	4.9
5439000	2/11/2003	0	0	0.2602	0.00	11703	99.1948%	Fecal		CFU/100 mL	200	283.2	86400	-	4.9
5439000	2/12/2003	0	0	0.2602	0.00	11703	99.1948%	Fecal		CFU/100 mL	200	283.2	86400	-	4.9
5439000	8/26/2003	0	0	0.2602	0.00	11703	99.1948%	Fecal		CFU/100 mL	200	283.2	86400	-	4.9
5439000	8/27/2003	0	0	0.2602	0.00	11703	99.1948%	Fecal		CFU/100 mL	200	283.2	86400	-	4.9
5439000	8/30/2003	0	0	0.2602	0.00	11703	99.1948%	Fecal		CFU/100 mL	200	283.2	86400	-	4.9
5439000	9/5/2003	0	0	0.2602	0.00	11703	99.1948%	Fecal		CFU/100 mL	200	283.2	86400	-	4.9
5439000	9/6/2003	0	0	0.2602	0.00	11703	99.1948%	Fecal		CFU/100 mL	200	283.2	86400	-	4.9
5439000	9/7/2003	0	0	0.2602	0.00	11703	99.1948%	Fecal		CFU/100 mL	200	283.2	86400	-	4.9
5439000	9/8/2003	0	0	0.2602	0.00	11703	99.1948%	Fecal		CFU/100 mL	200	283.2	86400	-	4.9
5439000	9/9/2003	0	0	0.2602	0.00	11703	99.1948%	Fecal		CFU/100 mL	200	283.2	86400	-	4.9
5439000	9/10/2003	0	0	0.2602	0.00	11703	99.1948%	Fecal		CFU/100 mL	200	283.2	86400	-	4.9
5439000	9/11/2003	0	0	0.2602	0.00	11703	99.1948%	Fecal		CFU/100 mL	200	283.2	86400	-	4.9
5439000	9/18/2003	0	0	0.2602	0.00	11703	99.1948%	Fecal		CFU/100 mL	200	283.2	86400	-	4.9
5439000	9/19/2003	0	0	0.2602	0.00	11703	99.1948%	Fecal		CFU/100 mL	200	283.2	86400	-	4.9
5439000	9/20/2003	0	0	0.2602	0.00	11703	99.1948%	Fecal		CFU/100 mL	200	283.2	86400	-	4.9
5439000	9/23/2003	0	0	0.2602	0.00	11703	99.1948%	Fecal		CFU/100 mL	200	283.2	86400	-	4.9
5439000	9/25/2003	0	0	0.2602	0.00	11703	99.1948%	Fecal		CFU/100 mL	200	283.2	86400	-	4.9
5439000	10/8/2003	0	0	0.2602	0.00	11703	99.1948%	Fecal		CFU/100 mL	200	283.2	86400	-	4.9
5439000	10/9/2003	0	0	0.2602	0.00	11703	99.1948%	Fecal		CFU/100 mL	200	283.2	86400	-	4.9
5439000	10/10/2003	0	0	0.2602	0.00	11703	99.1948%	Fecal		CFU/100 mL	200	283.2	86400	-	4.9
5439000	9/25/2004	0	0	0.2602	0.00	11703	99.1948%	Fecal		CFU/100 mL	200	283.2	86400	-	4.9
5439000	9/26/2004	0	0	0.2602	0.00	11703	99.1948%	Fecal		CFU/100 mL	200	283.2	86400	-	4.9
5439000	10/11/2004	0	0	0.2602	0.00	11703	99.1948%	Fecal		CFU/100 mL	200	283.2	86400	-	4.9
5439000	10/12/2004	0	0	0.2602	0.00	11703	99.1948%	Fecal		CFU/100 mL	200	283.2	86400	-	4.9
5439000	10/13/2004	0	0	0.2602	0.00	11703	99.1948%	Fecal		CFU/100 mL	200	283.2	86400	-	4.9
5439000	8/28/2005	0	0	0.2602	0.00	11703	99.1948%	Fecal		CFU/100 mL	200	283.2	86400	-	4.9
5439000	8/29/2005	0	0	0.2602	0.00	11703	99.1948%	Fecal		CFU/100 mL	200	283.2	86400	-	4.9
5439000	8/30/2005	0	0	0.2602	0.00	11703	99.1948%	Fecal		CFU/100 mL	200	283.2	86400	-	4.9
5439000	8/31/2005	0	0	0.2602	0.00	11703	99.1948%	Fecal		CFU/100 mL	200	283.2	86400	-	4.9
5439000	9/1/2005	0	0	0.2602	0.00	11703	99.1948%	Fecal		CFU/100 mL	200	283.2	86400	-	4.9
5439000	9/2/2005	0	0	0.2602	0.00	11703	99.1948%	Fecal		CFU/100 mL	200	283.2	86400	-	4.9
5439000	9/3/2005	0	0	0.2602	0.00	11703	99.1948%	Fecal		CFU/100 mL	200	283.2	86400	-	4.9
5439000	9/4/2005	0	0	0.2602	0.00	11703	99.1948%	Fecal		CFU/100 mL	200	283.2	86400	-	4.9
5439000	9/5/2005	0	0	0.2602	0.00	11703	99.1948%	Fecal		CFU/100 mL	200	283.2	86400	-	4.9
5439000	9/6/2005	0	0	0.2602	0.00	11703	99.1948%	Fecal		CFU/100 mL	200	283.2	86400	-	4.9
5439000	9/7/2005	0	0	0.2602	0.00	11703	99.1948%	Fecal		CFU/100 mL	200	283.2	86400	-	4.9
5439000	9/8/2005	0	0	0.2602	0.00	11703	99.1948%	Fecal		CFU/100 mL	200	283.2	86400	-	4.9
5439000	9/9/2005	0	0	0.2602	0.00	11703	99.1948%	Fecal		CFU/100 mL	200	283.2	86400	-	4.9
5439000	9/10/2005	0	0	0.2602	0.00	11703	99.1948%	Fecal		CFU/100 mL	200	283.2	86400	-	4.9
5439000	9/11/2005	0	0	0.2602	0.00	11703	99.1948%	Fecal		CFU/100 mL	200	283.2	86400	-	4.9
5439000	9/12/2005	0	0	0.2602	0.00	11703	99.1948%	Fecal		CFU/100 mL	200	283.2	86400	-	4.9
5439000	9/13/2005	0	0	0.2602	0.00	11703	99.1948%	Fecal		CFU/100 mL	200	283.2	86400	-	4.9
5439000	9/18/2005	0	0	0.2602	0.00	11703	99.1948%	Fecal		CFU/100 mL	200	283.2	86400	-	4.9

Gage ID	Date	Discharge (CFS)	Gage Discharge (less Surrogate NPDES) (CFS)	Watershed Area Ratio	Calculated flow (CFS)	Rank	Flow Exceedance %	Parameter	Results	Units (mg or micro_gram	Limit/Standard	100mL/CF	sec/day	Actual Load (million colonies/day)	Allowable Load (million colonies/day)
5439000	9/23/2005	0	0	0.2602	0.00	11703	99.1948%	Fecal		CFU/100 mL	200	283.2	86400	-	4.9
5439000	10/7/2005	0	0	0.2602	0.00	11703	99.1948%	Fecal		CFU/100 mL	200	283.2	86400	-	4.9
5439000	10/8/2005	0	0	0.2602	0.00	11703	99.1948%	Fecal		CFU/100 mL	200	283.2	86400	-	4.9
5439000	10/9/2005	0	0	0.2602	0.00	11703	99.1948%	Fecal		CFU/100 mL	200	283.2	86400	-	4.9
5439000	10/10/2005	0	0	0.2602	0.00	11703	99.1948%	Fecal		CFU/100 mL	200	283.2	86400	-	4.9
5439000	10/11/2005	0	0	0.2602	0.00	11703	99.1948%	Fecal		CFU/100 mL	200	283.2	86400	-	4.9
5439000	10/12/2005	0	0	0.2602	0.00	11703	99.1948%	Fecal		CFU/100 mL	200	283.2	86400	-	4.9
5439000	10/13/2005	0	0	0.2602	0.00	11703	99.1948%	Fecal		CFU/100 mL	200	283.2	86400	-	4.9
5439000	10/14/2005	0	0	0.2602	0.00	11703	99.1948%	Fecal		CFU/100 mL	200	283.2	86400	-	4.9
5439000	10/15/2005	0	0	0.2602	0.00	11703	99.1948%	Fecal		CFU/100 mL	200	283.2	86400	-	4.9
5439000	10/16/2005	0	0	0.2602	0.00	11703	99.1948%	Fecal		CFU/100 mL	200	283.2	86400	-	4.9
5439000	10/17/2005	0	0	0.2602	0.00	11703	99.1948%	Fecal		CFU/100 mL	200	283.2	86400	-	4.9
5439000	10/18/2005	0	0	0.2602	0.00	11703	99.1948%	Fecal		CFU/100 mL	200	283.2	86400	-	4.9
5439000	10/19/2005	0	0	0.2602	0.00	11703	99.1948%	Fecal		CFU/100 mL	200	283.2	86400	-	4.9
5439000	10/20/2005	0	0	0.2602	0.00	11703	99.1948%	Fecal		CFU/100 mL	200	283.2	86400	-	4.9
5439000	10/21/2005	0	0	0.2602	0.00	11703	99.1948%	Fecal		CFU/100 mL	200	283.2	86400	-	4.9
5439000	10/22/2005	0	0	0.2602	0.00	11703	99.1948%	Fecal		CFU/100 mL	200	283.2	86400	-	4.9
5439000	10/24/2005	0	0	0.2602	0.00	11703	99.1948%	Fecal		CFU/100 mL	200	283.2	86400	-	4.9
5439000	10/25/2005	0	0	0.2602	0.00	11703	99.1948%	Fecal		CFU/100 mL	200	283.2	86400	-	4.9
5439000	10/26/2005	0	0	0.2602	0.00	11703	99.1948%	Fecal		CFU/100 mL	200	283.2	86400	-	4.9
5439000	10/27/2005	0	0	0.2602	0.00	11703	99.1948%	Fecal		CFU/100 mL	200	283.2	86400	-	4.9
5439000	10/28/2005	0	0	0.2602	0.00	11703	99.1948%	Fecal		CFU/100 mL	200	283.2	86400	-	4.9
5439000	10/29/2005	0	0	0.2602	0.00	11703	99.1948%	Fecal		CFU/100 mL	200	283.2	86400	-	4.9
5439000	10/30/2005	0	0	0.2602	0.00	11703	99.1948%	Fecal		CFU/100 mL	200	283.2	86400	-	4.9
5439000	10/31/2005	0	0	0.2602	0.00	11703	99.1948%	Fecal		CFU/100 mL	200	283.2	86400	-	4.9
5439000	11/1/2005	0	0	0.2602	0.00	11703	99.1948%	Fecal		CFU/100 mL	200	283.2	86400	-	4.9
5439000	11/2/2005	0	0	0.2602	0.00	11703	99.1948%	Fecal		CFU/100 mL	200	283.2	86400	-	4.9
5439000	11/3/2005	0	0	0.2602	0.00	11703	99.1948%	Fecal		CFU/100 mL	200	283.2	86400	-	4.9
5439000	11/4/2005	0	0	0.2602	0.00	11703	99.1948%	Fecal		CFU/100 mL	200	283.2	86400	-	4.9
5439000	8/15/2006	0	0	0.2602	0.00	11703	99.1948%	Fecal		CFU/100 mL	200	283.2	86400	-	4.9
5439000	8/16/2006	0	0	0.2602	0.00	11703	99.1948%	Fecal		CFU/100 mL	200	283.2	86400	-	4.9
5439000	8/17/2006	0	0	0.2602	0.00	11703	99.1948%	Fecal		CFU/100 mL	200	283.2	86400	-	4.9
5439000	8/22/2006	0	0	0.2602	0.00	11703	99.1948%	Fecal		CFU/100 mL	200	283.2	86400	-	4.9
5439000	8/23/2006	0	0	0.2602	0.00	11703	99.1948%	Fecal		CFU/100 mL	200	283.2	86400	-	4.9
5439000	8/24/2006	0	0	0.2602	0.00	11703	99.1948%	Fecal		CFU/100 mL	200	283.2	86400	-	4.9
5439000	8/25/2006	0	0	0.2602	0.00	11703	99.1948%	Fecal		CFU/100 mL	200	283.2	86400	-	4.9
5439000	8/26/2006	0	0	0.2602	0.00	11703	99.1948%	Fecal		CFU/100 mL	200	283.2	86400	-	4.9
5439000	8/27/2006	0	0	0.2602	0.00	11703	99.1948%	Fecal		CFU/100 mL	200	283.2	86400	-	4.9
5439000	9/1/2006	0	0	0.2602	0.00	11703	99.1948%	Fecal		CFU/100 mL	200	283.2	86400	-	4.9
5439000	9/2/2006	0	0	0.2602	0.00	11703	99.1948%	Fecal		CFU/100 mL	200	283.2	86400	-	4.9
5439000	8/25/2008	0	0	0.2602	0.00	11703	99.1948%	Fecal		CFU/100 mL	200	283.2	86400	-	4.9
5439000	9/1/2008	0	0	0.2602	0.00	11703	99.1948%	Fecal		CFU/100 mL	200	283.2	86400	-	4.9
5439000	9/2/2008	0	0	0.2602	0.00	11703	99.1948%	Fecal		CFU/100 mL	200	283.2	86400	-	4.9
5439000	9/3/2008	0	0	0.2602	0.00	11703	99.1948%	Fecal		CFU/100 mL	200	283.2	86400	-	4.9
5439000	9/17/2011	0	0	0.2602	0.00	11703	99.1948%	Fecal		CFU/100 mL	200	283.2	86400	-	4.9
5439000	9/24/2011	0	0	0.2602	0.00	11703	99.1948%	Fecal		CFU/100 mL	200	283.2	86400	-	4.9
5439000	9/25/2011	0	0	0.2602	0.00	11703	99.1948%	Fecal		CFU/100 mL	200	283.2	86400	-	4.9

Gage ID	Date	Discharge (CFS)	Gage Discharge (less Surrogate NPDES) (CFS)	Watershed Area Ratio	Calculated flow (CFS)	Rank	Flow Exceedance %	Parameter	Results	Units (mg or micro_gram	Limit/Standard	Actual Load (million colonies/day)	Allowable Load (million colonies/day)
5439000	8/24/2007	2890	2890	0.0826	238.74	1	0.0085%	Fecal		CFU/100 mL	200	-	1,168,326.6
5439000	8/25/2007	2440	2440	0.0826	201.57	2	0.0170%	Fecal		CFU/100 mL	200	-	986,407.3
5439000	7/18/1996	1980	1980	0.0826	163.57	3	0.0254%	Fecal		CFU/100 mL	200	-	800,445.2
5439000	9/14/2008	1830	1830	0.0826	151.18	4	0.0339%	Fecal		CFU/100 mL	200	-	739,805.4
5439000	9/15/2008	1820	1820	0.0826	150.35	5	0.0424%	Fecal		CFU/100 mL	200	-	735,762.8
5439000	7/19/1996	1680	1680	0.0826	138.78	6	0.0509%	Fecal		CFU/100 mL	200	-	679,165.6
5439000	8/26/2007	1620	1620	0.0826	133.83	7	0.0593%	Fecal		CFU/100 mL	200	-	654,909.7
5439000	2/21/1997	1580	1580	0.0826	130.52	8	0.0678%	Fecal		CFU/100 mL	200	-	638,739.1
5439000	5/15/2020	1580	1580	0.0826	130.52	8	0.0678%	Fecal		CFU/100 mL	200	-	638,739.1
5439000	5/12/2016	1560	1560	0.0826	128.87	10	0.0848%	Fecal		CFU/100 mL	200	-	630,653.8
5439000	4/18/2013	1550	1550	0.0826	128.04	11	0.0932%	Fecal		CFU/100 mL	200	-	626,611.2
5439000	2/22/1997	1490	1490	0.0826	123.09	12	0.1017%	Fecal		CFU/100 mL	200	-	602,355.2
5439000	4/19/2013	1430	1430	0.0826	118.13	13	0.1102%	Fecal		CFU/100 mL	200	-	578,099.3
5439000	6/16/2015	1310	1310	0.0826	108.22	14	0.1187%	Fecal		CFU/100 mL	200	-	529,587.5
5439000	5/13/2016	1270	1270	0.0826	104.91	15	0.1271%	Fecal		CFU/100 mL	200	-	513,416.9
5439000	9/16/2008	1220	1220	0.0826	100.78	16	0.1356%	Fecal		CFU/100 mL	200	-	493,203.6
5439000	3/24/1993	1210	1210	0.0826	99.96	17	0.1441%	Fecal		CFU/100 mL	200	-	489,161.0
5439000	7/20/1996	1190	1190	0.0826	98.31	18	0.1526%	Fecal		CFU/100 mL	200	-	481,075.7
5439000	2/20/1994	1180	1180	0.0826	97.48	19	0.1610%	Fecal		CFU/100 mL	200	-	477,033.0
5439000	3/9/2009	1170	1170	0.0826	96.65	20	0.1695%	Fecal		CFU/100 mL	200	-	472,990.4
5439000	8/6/1996	1130	1130	0.0826	93.35	21	0.1780%	Fecal		CFU/100 mL	200	-	456,819.8
5439000	5/31/2004	1130	1130	0.0826	93.35	21	0.1780%	Fecal		CFU/100 mL	200	-	456,819.8
5439000	5/26/1991	1120	1120	0.0826	92.52	23	0.1949%	Fecal		CFU/100 mL	200	-	452,777.1
5439000	3/3/2008	1120	1120	0.0826	92.52	23	0.1949%	Fecal		CFU/100 mL	200	-	452,777.1
5439000	5/30/2011	1120	1120	0.0826	92.52	23	0.1949%	Fecal		CFU/100 mL	200	-	452,777.1
5439000	5/16/2020	1110	1110	0.0826	91.70	26	0.2204%	Fecal		CFU/100 mL	200	-	448,734.4
5439000	5/29/1996	1100	1100	0.0826	90.87	27	0.2289%	Fecal		CFU/100 mL	200	-	444,691.8
5439000	6/17/2015	1070	1070	0.0826	88.39	28	0.2373%	Fecal		CFU/100 mL	200	-	432,563.8
5439000	8/23/2007	1050	1050	0.0826	86.74	29	0.2458%	Fecal		CFU/100 mL	200	-	424,478.5
5439000	6/5/2002	1040	1040	0.0826	85.91	30	0.2543%	Fecal		CFU/100 mL	200	-	420,435.9
5439000	3/29/2020	1030	1030	0.0826	85.09	31	0.2628%	Fecal		CFU/100 mL	200	-	416,393.2
5439000	8/27/2007	1010	1010	0.0826	83.44	32	0.2712%	Fecal		CFU/100 mL	200	-	408,307.9
5439000	5/18/2020	999	999	0.0826	82.53	33	0.2797%	Fecal		CFU/100 mL	200	-	403,861.0
5439000	2/25/2001	992	992	0.0826	81.95	34	0.2882%	Fecal		CFU/100 mL	200	-	401,031.1
5439000	2/23/1997	968	968	0.0826	79.97	35	0.2967%	Fecal		CFU/100 mL	200	-	391,328.8
5439000	3/11/2013	956	956	0.0826	78.97	36	0.3051%	Fecal		CFU/100 mL	200	-	386,477.6
5439000	12/28/2008	932	932	0.0826	76.99	37	0.3136%	Fecal		CFU/100 mL	200	-	376,775.2
5439000	9/13/2008	930	930	0.0826	76.83	38	0.3221%	Fecal		CFU/100 mL	200	-	375,966.7
5439000	7/19/1993	921	921	0.0826	76.08	39	0.3306%	Fecal		CFU/100 mL	200	-	372,328.3
5439000	6/1/2004	921	921	0.0826	76.08	39	0.3306%	Fecal		CFU/100 mL	200	-	372,328.3
5439000	3/10/2019	912	912	0.0826	75.34	41	0.3475%	Fecal		CFU/100 mL	200	-	368,689.9
5439000	5/14/2010	901	901	0.0826	74.43	42	0.3560%	Fecal		CFU/100 mL	200	-	364,243.0
5439000	3/8/2009	899	899	0.0826	74.27	43	0.3645%	Fecal		CFU/100 mL	200	-	363,434.5
5439000	3/14/2019	894	894	0.0826	73.85	44	0.3729%	Fecal		CFU/100 mL	200	-	361,413.1
5439000	5/1/2019	888	888	0.0826	73.36	45	0.3814%	Fecal		CFU/100 mL	200	-	358,987.6
5439000	2/21/2018	887	887	0.0826	73.27	46	0.3899%	Fecal		CFU/100 mL	200	-	358,583.3
5439000	6/18/2015	875	875	0.0826	72.28	47	0.3984%	Fecal		CFU/100 mL	200	-	353,732.1
5439000	5/13/2010	873	873	0.0826	72.12	48	0.4068%	Fecal		CFU/100 mL	200	-	352,923.6
5439000	5/1/2017	863	863	0.0826	71.29	49	0.4153%	Fecal		CFU/100 mL	200	-	348,880.9
5439000	5/14/2016	852	852	0.0826	70.38	50	0.4238%	Fecal		CFU/100 mL	200	-	344,434.0
5439000	6/14/1999	849	849	0.0826	70.14	51	0.4323%	Fecal		CFU/100 mL	200	-	343,221.2
5439000	2/20/2018	849	849	0.0826	70.14	51	0.4323%	Fecal		CFU/100 mL	200	-	343,221.2
5439000	4/20/2013	846	846	0.0826	69.89	53	0.4492%	Fecal		CFU/100 mL	200	-	342,008.4
5439000	3/23/1993	845	845	0.0826	69.80	54	0.4577%	Fecal		CFU/100 mL	200	-	341,604.2
5439000	3/12/2013	843	843	0.0826	69.64	55	0.4662%	Fecal		CFU/100 mL	200	-	340,795.6
5439000	9/17/2008	836	836	0.0826	69.06	56	0.4747%	Fecal		CFU/100 mL	200	-	337,965.8
5439000	5/2/2019	826	826	0.0826	68.24	57	0.4831%	Fecal		CFU/100 mL	200	-	333,923.1
5439000	6/25/1994	825	825	0.0826	68.15	58	0.4916%	Fecal		CFU/100 mL	200	-	333,518.8
5439000	3/4/1993	824	824	0.0826	68.07	59	0.5001%	Fecal		CFU/100 mL	200	-	333,114.6
5439000	5/27/1991	820	820	0.0826	67.74	60	0.5086%	Fecal		CFU/100 mL	200	-	331,497.5
5439000	3/10/2009	819	819	0.0826	67.66	61	0.5170%	Fecal		CFU/100 mL	200	-	331,093.3
5439000	4/30/2019	818	818	0.0826	67.57	62	0.5255%	Fecal		CFU/100 mL	200	-	330,689.0
5439000	5/22/2004	811	811	0.0826	67.00	63	0.5340%	Fecal		CFU/100 mL	200	-	327,859.1
5439000	6/9/1993	803	803	0.0826	66.34	64	0.5425%	Fecal		CFU/100 mL	200	-	324,625.0
5439000	5/14/2011	798	798	0.0826	65.92	65	0.5509%	Fecal		CFU/100 mL	200	-	322,603.7
5439000	2/27/2009	791	791	0.0826	65.34	66	0.5594%	Fecal		CFU/100 mL	200	-	319,773.8
5439000	3/12/2014	790	790	0.0826	65.26	67	0.5679%	Fecal		CFU/100 mL	200	-	319,369.6
5439000	4/16/1993	788	788	0.0826	65.10	68	0.5764%	Fecal		CFU/100 mL	200	-	318,561.0
5439000	5/17/2020	777	777	0.0826	64.19	69	0.5848%	Fecal		CFU/100 mL	200	-	314,114.1
5439000	5/3/2019	768	768	0.0826	63.44	70	0.5933%	Fecal		CFU/100 mL	200	-	310,475.7
5439000	2/10/2001	766	766	0.0826	63.28	71	0.6018%	Fecal		CFU/100 mL	200	-	309,667.2
5439000	5/30/1996	760	760	0.0826	62.78	72	0.6103%	Fecal		CFU/100 mL	200	-	307,241.6
5439000	3/11/2014	756	756	0.0826	62.45	73	0.6187%	Fecal		CFU/100 mL	200	-	305,624.5
5439000	12/29/2008	754	754	0.0826	62.29	74	0.6272%	Fecal		CFU/100 mL	200	-	304,816.0
5439000	3/1/1997	753	753	0.0826	62.20	75	0.6357%	Fecal		CFU/100 mL	200	-	304,411.7
5439000	8/7/1996	751	751	0.0826	62.04	76	0.6442%	Fecal		CFU/100 mL	200	-	303,603.2
5439000	2/19/1994	750	750	0.0826	61.96	77	0.6527%	Fecal		CFU/100 mL	200	-	303,198.9
5439000	3/28/2020	747	747	0.0826	61.71	78	0.6611%	Fecal		CFU/100 mL	200	-	301,986.2
5439000	4/23/1999	741	741	0.0826	61.21	79	0.6696%	Fecal		CFU/100 mL	200	-	299,560.6
5439000	2/5/1991	740	740	0.0826	61.13	80	0.6781%	Fecal		CFU/100 mL	200	-	299,156.3
5439000	6/10/2011	739	739	0.0826	61.05	81	0.6866%	Fecal		CFU/100 mL	200	-	298,752.0
5439000	6/13/2000	736	736	0.0826	60.80	82	0.6950%	Fecal		CFU/100 mL	200	-	297,539.2
5439000	6/6/2002	732	732	0.0826	60.47	83	0.7035%	Fecal		CFU/100 mL	200	-	295,922.2
5439000	3/13/2019	728	728	0.0826	60.14	84	0.7120%	Fecal		CFU/100 mL	200	-	294,305.1
5439000	2/21/1994	726	726	0.0826	59.97	85	0.7205%	Fecal		CFU/100 mL	200	-	293,496.6
5439000	4/30/2017	725	725	0.0826	59.89	86	0.7289%	Fecal		CFU/100 mL	200	-	293,092.3
5439000	1/23/1999	721	721	0.0826	59.56	87	0.7374%	Fecal		CFU/100 mL	200	-	291,475.3
5439000	6/15/2015	721	721	0.0826	59.56	87	0.7374%	Fecal		CFU/100 mL	200	-	291,475.3
5439000	5/11/2003	714	714	0.0826	58.98	89	0.7544%	Fecal		CFU/100 mL	200	-	288,645.4
5439000	10/3/2019	714	714	0.0826	58.98	89	0.7544%	Fecal		CFU/100 mL	200	-	288,645.4
5439000	5/8/1998	713	713	0.0826	58.90	91	0.7713%	Fecal		CFU/100 mL	200	-	288,241.1
5439000	5/23/2004	710	710	0.0826	58.65	92	0.7798%	Fecal		CFU/100 mL	200	-	287,028.3
5439000	7/21/1996	705	705	0.0826	58.24	93	0.7883%	Fecal		CFU/100 mL	200	-	285,007.0
5439000	6/13/1999	704	704	0.0826	58.16	94	0.7967%	Fecal		CFU/100 mL	200	-	284,602.7
5439000	3/25/1993	702	702	0.0826	57.99	95	0.8052%	Fecal		CFU/100 mL	200	-	283,794.2
5439000	6/24/1994	701	701	0.0826	57.91	96	0.8137%	Fecal		CFU/100 mL	200	-	283,390.0
5439000	5/31/2011	701	701	0.0826	57.91	96	0.8137%	Fecal		CFU/100 mL	200	-	283,390.0
5439000	6/14/2000	700	700	0.0826	57.83	98	0.8306%	Fecal		CFU/100 mL	200	-	282,985.7
5439000	5/21/2004	698	698	0.0826	57.66	99	0.8391%	Fecal		CFU/100 mL	200	-	282,177.2
5439000	5/30/2019	698	698	0.0826	57.66	99	0.8391%	Fecal		CFU/100 mL	200	-	282,177.2
5439000	5/24/1995	697	697	0.0826	57.58	101	0.8561%	Fecal		CFU/100 mL	200	-	281,772.9
5439000	5/2/2017	694	694	0.0826	57.33	102	0.8646%	Fecal		CFU/100 mL	200	-	280,560.1
5439000	8/7/2007	684	684	0.0826	56.50	103	0.8730%	Fecal		CFU/100 mL	200	-	276,517.4
5439000	4/11/2008	684	684	0.0826	56.50	103	0.8730%	Fecal		CFU/100 mL	200	-	276,517.4
5439000	6/4/2002	683	683	0.0826	56.42	105	0.8900%	Fecal		CFU/100 mL	200	-	276,113.2
5439000	5/28/1996	678	678	0.0826	56.01	106	0.8985%	Fecal		CFU/100 mL	200	-	274,091.9
5439000	9/13/2019	676	676	0.0826	55.84	107	0.9069%	Fecal		CFU/100 mL	200	-	273,283.3
5439000	6/12/2000	669	669	0.0826	55.27	108	0.9154%	Fecal		CFU/100 mL	200	-	270,453.5
5439000	12/26/2009	668	668	0.0826	55.18	109	0.9239%	Fecal		CFU/100 mL	200	-	270,049.2
5439000	3/4/2008	666	666	0.0826	55.02	110	0.9324%	Fecal		CFU/100 mL	200	-	269,240.7
5439000	7/1/2014	666	666	0.0826	55.02	110	0.9324%	Fecal		CFU/100 mL	200	-	269,240.7
5439000	6/11/2018	665	665	0.0826	54.94	112	0.9493%	Fecal		CFU/100 mL	200	-	268,836.4
5439000	10/27/2019	662	662	0.0826	54.69	113	0.9578%	Fecal		CFU/100 mL	200	-	267,623.6
5439000	4/1/1993	657	657	0.0826	54.27	114	0.9663%	Fecal		CFU/100 mL	200	-	265,602.3
5439000	8/8/2007	652	652	0.0826	53.86	115	0.9747%	Fecal		CFU/100 mL	200	-	263,581.0

Gage ID	Date	Discharge (CFS)	Gage Discharge (less Surrogate NPDES) (CFS)	Watershed Area Ratio	Calculated flow (CFS)	Rank	Flow Exceedance %	Parameter	Results	Units (mg or micro_gram	Limit/Standard	Actual Load (million colonies/day)	Allowable Load (million colonies/day)
5439000	12/14/2015	646	646	0.0826	53.37	116	0.9832%	Fecal		CFU/100 mL	200	-	261,155.4
5439000	1/24/1999	643	643	0.0826	53.12	117	0.9917%	Fecal		CFU/100 mL	200	-	259,942.6
5439000	6/10/2018	642	642	0.0826	53.04	118	1.0002%	Fecal		CFU/100 mL	200	-	259,538.3
5439000	12/15/2015	639	639	0.0826	52.79	119	1.0086%	Fecal		CFU/100 mL	200	-	258,325.5
5439000	2/9/2001	636	636	0.0826	52.54	120	1.0171%	Fecal		CFU/100 mL	200	-	257,112.7
5439000	6/8/1993	634	634	0.0826	52.37	121	1.0256%	Fecal		CFU/100 mL	200	-	256,304.2
5439000	1/4/1993	633	633	0.0826	52.29	122	1.0341%	Fecal		CFU/100 mL	200	-	255,899.9
5439000	4/6/2022	358	358	0.1459	52.24	123	1.0425%	Fecal		CFU/100 mL	200	-	255,667.9
5439000	12/30/2008	626	626	0.0826	51.71	124	1.0510%	Fecal		CFU/100 mL	200	-	253,070.1
5439000	12/25/2009	625	625	0.0826	51.63	125	1.0595%	Fecal		CFU/100 mL	200	-	252,665.8
5439000	7/20/2007	621	621	0.0826	51.30	126	1.0680%	Fecal		CFU/100 mL	200	-	251,048.7
5439000	6/2/1999	620	620	0.0826	51.22	127	1.0765%	Fecal		CFU/100 mL	200	-	250,644.5
5439000	10/31/2009	620	620	0.0826	51.22	127	1.0765%	Fecal		CFU/100 mL	200	-	250,644.5
5439000	5/31/2019	619	619	0.0826	51.14	129	1.0934%	Fecal		CFU/100 mL	200	-	250,240.2
5439000	3/15/2019	618	618	0.0826	51.05	130	1.1019%	Fecal		CFU/100 mL	200	-	249,835.9
5439000	4/29/2019	614	614	0.0826	50.72	131	1.1104%	Fecal		CFU/100 mL	200	-	248,218.9
5439000	3/11/1990	612	612	0.0826	50.56	132	1.1188%	Fecal		CFU/100 mL	200	-	247,410.3
5439000	5/19/2020	610	610	0.0826	50.39	133	1.1273%	Fecal		CFU/100 mL	200	-	246,601.8
5439000	3/30/2020	609	609	0.0826	50.31	134	1.1358%	Fecal		CFU/100 mL	200	-	246,197.5
5439000	5/12/2002	608	608	0.0826	50.23	135	1.1443%	Fecal		CFU/100 mL	200	-	245,793.3
5439000	3/13/2014	605	605	0.0826	49.98	136	1.1527%	Fecal		CFU/100 mL	200	-	244,580.5
5439000	3/31/2017	603	603	0.0826	49.81	137	1.1612%	Fecal		CFU/100 mL	200	-	243,772.0
5439000	6/18/1996	600	600	0.0826	49.57	138	1.1697%	Fecal		CFU/100 mL	200	-	242,559.2
5439000	3/11/2009	598	598	0.0826	49.40	139	1.1782%	Fecal		CFU/100 mL	200	-	241,750.6
5439000	2/23/2022	337	337	0.1459	49.18	140	1.1866%	Fecal		CFU/100 mL	200	-	240,670.6
5439000	3/12/1990	594	594	0.0826	49.07	141	1.1951%	Fecal		CFU/100 mL	200	-	240,133.6
5439000	2/26/2001	593	593	0.0826	48.99	142	1.2036%	Fecal		CFU/100 mL	200	-	239,729.3
5439000	11/28/1990	592	592	0.0826	48.90	143	1.2121%	Fecal		CFU/100 mL	200	-	239,325.0
5439000	9/14/2019	583	583	0.0826	48.16	144	1.2205%	Fecal		CFU/100 mL	200	-	235,686.7
5439000	8/28/2007	582	582	0.0826	48.08	145	1.2290%	Fecal		CFU/100 mL	200	-	235,282.4
5439000	6/30/2013	580	580	0.0826	47.91	146	1.2375%	Fecal		CFU/100 mL	200	-	234,473.9
5439000	3/15/2014	577	577	0.0826	47.67	147	1.2460%	Fecal		CFU/100 mL	200	-	233,261.1
5439000	5/9/2019	575	575	0.0826	47.50	148	1.2544%	Fecal		CFU/100 mL	200	-	232,452.5
5439000	3/3/1993	574	574	0.0826	47.42	149	1.2629%	Fecal		CFU/100 mL	200	-	232,048.3
5439000	9/29/2019	574	574	0.0826	47.42	149	1.2629%	Fecal		CFU/100 mL	200	-	232,048.3
5439000	12/2/2018	573	573	0.0826	47.34	151	1.2799%	Fecal		CFU/100 mL	200	-	231,644.0
5439000	5/29/2011	571	571	0.0826	47.17	152	1.2884%	Fecal		CFU/100 mL	200	-	230,835.5
5439000	7/19/2007	570	570	0.0826	47.09	153	1.2968%	Fecal		CFU/100 mL	200	-	230,431.2
5439000	6/15/2000	567	567	0.0826	46.84	154	1.3053%	Fecal		CFU/100 mL	200	-	229,218.4
5439000	7/2/2014	566	566	0.0826	46.76	155	1.3138%	Fecal		CFU/100 mL	200	-	228,814.1
5439000	2/24/2019	562	562	0.0826	46.43	156	1.3223%	Fecal		CFU/100 mL	200	-	227,197.1
5439000	3/2/2007	561	561	0.0826	46.34	157	1.3307%	Fecal		CFU/100 mL	200	-	226,792.8
5439000	3/13/2013	561	561	0.0826	46.34	157	1.3307%	Fecal		CFU/100 mL	200	-	226,792.8
5439000	12/27/2008	559	559	0.0826	46.18	159	1.3477%	Fecal		CFU/100 mL	200	-	225,984.3
5439000	6/14/1993	558	558	0.0826	46.10	160	1.3562%	Fecal		CFU/100 mL	200	-	225,580.0
5439000	5/29/2019	557	557	0.0826	46.01	161	1.3646%	Fecal		CFU/100 mL	200	-	225,175.8
5439000	4/17/1993	555	555	0.0826	45.85	162	1.3731%	Fecal		CFU/100 mL	200	-	224,367.2
5439000	5/15/2011	555	555	0.0826	45.85	162	1.3731%	Fecal		CFU/100 mL	200	-	224,367.2
5439000	5/15/2016	555	555	0.0826	45.85	162	1.3731%	Fecal		CFU/100 mL	200	-	224,367.2
5439000	6/11/2011	550	550	0.0826	45.44	165	1.3985%	Fecal		CFU/100 mL	200	-	222,345.9
5439000	4/16/1998	548	548	0.0826	45.27	166	1.4070%	Fecal		CFU/100 mL	200	-	221,537.4
5439000	6/9/2011	547	547	0.0826	45.19	167	1.4155%	Fecal		CFU/100 mL	200	-	221,133.1
5439000	9/23/2019	547	547	0.0826	45.19	167	1.4155%	Fecal	465	CFU/100 mL	200	514,134	221,133.1
5439000	9/26/1993	542	542	0.0826	44.77	169	1.4324%	Fecal		CFU/100 mL	200	-	219,111.8
5439000	5/13/1999	542	542	0.0826	44.77	169	1.4324%	Fecal		CFU/100 mL	200	-	219,111.8
5439000	3/10/2021	540	540	0.0826	44.61	171	1.4494%	Fecal		CFU/100 mL	200	-	218,303.2
5439000	11/6/1994	538	538	0.0826	44.44	172	1.4579%	Fecal		CFU/100 mL	200	-	217,494.7
5439000	6/2/2004	538	538	0.0826	44.44	172	1.4579%	Fecal		CFU/100 mL	200	-	217,494.7
5439000	3/12/2015	537	537	0.0826	44.36	174	1.4748%	Fecal		CFU/100 mL	200	-	217,090.4
5439000	6/20/1993	535	535	0.0826	44.20	175	1.4833%	Fecal		CFU/100 mL	200	-	216,281.9
5439000	5/13/2002	535	535	0.0826	44.20	175	1.4833%	Fecal		CFU/100 mL	200	-	216,281.9
5439000	3/7/1994	534	534	0.0826	44.11	177	1.5003%	Fecal		CFU/100 mL	200	-	215,877.7
5439000	5/28/1995	534	534	0.0826	44.11	177	1.5003%	Fecal		CFU/100 mL	200	-	215,877.7
5439000	3/9/2021	530	530	0.0826	43.78	179	1.5172%	Fecal		CFU/100 mL	200	-	214,260.6
5439000	10/28/2019	526	526	0.0826	43.45	180	1.5257%	Fecal		CFU/100 mL	200	-	212,643.5
5439000	3/16/2014	524	524	0.0826	43.29	181	1.5342%	Fecal		CFU/100 mL	200	-	211,835.0
5439000	4/7/2022	296	296	0.1459	43.20	182	1.5426%	Fecal		CFU/100 mL	200	-	211,390.2
5439000	6/2/1996	522	522	0.0826	43.12	183	1.5511%	Fecal		CFU/100 mL	200	-	211,026.5
5439000	4/21/2013	520	520	0.0826	42.96	184	1.5596%	Fecal		CFU/100 mL	200	-	210,217.9
5439000	3/10/1990	515	515	0.0826	42.54	185	1.5681%	Fecal		CFU/100 mL	200	-	208,196.6
5439000	2/27/1997	513	513	0.0826	42.38	186	1.5765%	Fecal		CFU/100 mL	200	-	207,388.1
5439000	6/19/2015	513	513	0.0826	42.38	186	1.5765%	Fecal		CFU/100 mL	200	-	207,388.1
5439000	3/11/2010	511	511	0.0826	42.21	188	1.5935%	Fecal		CFU/100 mL	200	-	206,579.6
5439000	5/30/2004	510	510	0.0826	42.13	189	1.6020%	Fecal		CFU/100 mL	200	-	206,175.3
5439000	1/5/1993	509	509	0.0826	42.05	190	1.6104%	Fecal		CFU/100 mL	200	-	205,771.0
5439000	3/10/2007	509	509	0.0826	42.05	190	1.6104%	Fecal		CFU/100 mL	200	-	205,771.0
5439000	5/11/2017	509	509	0.0826	42.05	190	1.6104%	Fecal		CFU/100 mL	200	-	205,771.0
5439000	4/24/1999	507	507	0.0826	41.88	193	1.6359%	Fecal		CFU/100 mL	200	-	204,962.5
5439000	12/31/2008	504	504	0.0826	41.64	194	1.6443%	Fecal		CFU/100 mL	200	-	203,749.7
5439000	3/18/1991	502	502	0.0826	41.47	195	1.6528%	Fecal		CFU/100 mL	200	-	202,941.2
5439000	2/11/2001	500	500	0.0826	41.30	196	1.6613%	Fecal		CFU/100 mL	200	-	202,132.6
5439000	5/12/2008	499	499	0.0826	41.22	197	1.6698%	Fecal		CFU/100 mL	200	-	201,728.4
5439000	9/18/2008	499	499	0.0826	41.22	197	1.6698%	Fecal		CFU/100 mL	200	-	201,728.4
5439000	4/6/2017	499	499	0.0826	41.22	197	1.6698%	Fecal		CFU/100 mL	200	-	201,728.4
5439000	5/9/1998	498	498	0.0826	41.14	200	1.6952%	Fecal		CFU/100 mL	200	-	201,324.1
5439000	8/20/2007	495	495	0.0826	40.89	201	1.7037%	Fecal		CFU/100 mL	200	-	200,111.3
5439000	10/30/2009	491	491	0.0826	40.56	202	1.7122%	Fecal		CFU/100 mL	200	-	198,494.2
5439000	6/23/2018	491	491	0.0826	40.56	202	1.7122%	Fecal		CFU/100 mL	200	-	198,494.2
5439000	10/4/2019	491	491	0.0826	40.56	202	1.7122%	Fecal		CFU/100 mL	200	-	198,494.2
5439000	5/4/2019	490	490	0.0826	40.48	205	1.7376%	Fecal		CFU/100 mL	200	-	198,090.0
5439000	7/13/2008	488	488	0.0826	40.31	206	1.7461%	Fecal		CFU/100 mL	200	-	197,281.5
5439000	3/12/2010	488	488	0.0826	40.31	206	1.7461%	Fecal		CFU/100 mL	200	-	197,281.5
5439000	3/2/1997	486	486	0.0826	40.15	208	1.7630%	Fecal		CFU/100 mL	200	-	196,472.9
5439000	12/27/2009	486	486	0.0826	40.15	208	1.7630%	Fecal		CFU/100 mL	200	-	196,472.9
5439000	6/22/2018	486	486	0.0826	40.15	208	1.7630%	Fecal		CFU/100 mL	200	-	196,472.9
5439000	12/29/2015	485	485	0.0826	40.07	211	1.7884%	Fecal		CFU/100 mL	200	-	196,068.7
5439000	5/15/2018	483	483	0.0826	39.90	212	1.7969%	Fecal		CFU/100 mL	200	-	195,260.1
5439000	6/26/1994	482	482	0.0826	39.82	213	1.8054%	Fecal		CFU/100 mL	200	-	194,855.9
5439000	4/12/2008	482	482	0.0826	39.82	213	1.8054%	Fecal		CFU/100 mL	200	-	194,855.9
5439000	9/30/2019	482	482	0.0826	39.82	213	1.8054%	Fecal	583	CFU/100 mL	200	568,005	194,855.9
5439000	6/29/2021	482	482	0.0826	39.82	213	1.8054%	Fecal		CFU/100 mL	200	-	194,855.9
5439000	11/18/2015	479	479	0.0826	39.57	217	1.8393%	Fecal		CFU/100 mL	200	-	193,643.1
5439000	12/3/2018	479	479	0.0826	39.57	217	1.8393%	Fecal		CFU/100 mL	200	-	193,643.1
5439000	4/30/2020	479	479	0.0826	39.57	217	1.8393%	Fecal		CFU/100 mL	200	-	193,643.1
5439000	3/9/1990	476	476	0.0826	39.32	220	1.8647%	Fecal		CFU/100 mL	200	-	192,430.3
5439000	6/10/1993	474	474	0.0826	39.16	221	1.8732%	Fecal		CFU/100 mL	200	-	191,621.7
5439000	5/15/2010	474	474	0.0826	39.16	221	1.8732%	Fecal		CFU/100 mL	200	-	191,621.7
5439000	6/27/2018	472	472	0.0826	38.99	223	1.8902%	Fecal		CFU/100 mL	200	-	190,813.2
5439000	1/14/1995	470	470	0.0826	38.83	224	1.8986%	Fecal		CFU/100 mL	200	-	190,004.7
5439000	4/15/1993	469	469	0.0826	38.74	225	1.9071%	Fecal		CFU/100 mL	200	-	189,600.4
5439000	6/24/1996	468	468	0.0826	38.66	226	1.9156%	Fecal		CFU/100 mL	200	-	189,196.1
5439000	5/23/1995	467	467	0.0826	38.58	227	1.9241%	Fecal		CFU/100 mL	200	-	188,791.9
5439000	7/12/2008	465	465	0.0826	38.41	228	1.9325%	Fecal		CFU/100 mL	200	-	187,983.3
5439000	9/15/2019	464	464	0.0826	38.33	229	1.9410%	Fecal		CFU/100 mL	200	-	187,579.1
5439000	3/14/2014	463	463	0.0826	38.25	230	1.9495%	Fecal		CFU/100 mL	200	-	187,174.8

Gage ID	Date	Discharge (CFS)	Gage Discharge (less Surrogate NPDES) (CFS)	Watershed Area Ratio	Calculated flow (CFS)	Rank	Flow Exceedance %	Parameter	Results	Units (mg or micro_gram	Limit/Standard	Actual Load (million colonies/day)	Allowable Load (million colonies/day)
5439000	2/28/1997	462	462	0.0826	38.17	231	1.9580%	Fecal		CFU/100 mL	200	-	186,770.6
5439000	2/22/2018	460	460	0.0826	38.00	232	1.9664%	Fecal		CFU/100 mL	200	-	185,962.0
5439000	6/15/1993	458	458	0.0826	37.84	233	1.9749%	Fecal		CFU/100 mL	200	-	185,153.5
5439000	5/12/2003	457	457	0.0826	37.75	234	1.9834%	Fecal		CFU/100 mL	200	-	184,749.2
5439000	4/2/1993	456	456	0.0826	37.67	235	1.9919%	Fecal		CFU/100 mL	200	-	184,345.0
5439000	5/31/1996	456	456	0.0826	37.67	235	1.9919%	Fecal		CFU/100 mL	200	-	184,345.0
5439000	12/15/2011	452	452	0.0826	37.34	237	2.0088%	Fecal		CFU/100 mL	200	-	182,727.9
5439000	2/18/2008	448	448	0.0826	37.01	238	2.0173%	Fecal		CFU/100 mL	200	-	181,110.8
5439000	4/1/2009	447	447	0.0826	36.93	239	2.0258%	Fecal		CFU/100 mL	200	-	180,706.6
5439000	1/17/2017	447	447	0.0826	36.93	239	2.0258%	Fecal		CFU/100 mL	200	-	180,706.6
5439000	12/31/1992	446	446	0.0826	36.84	241	2.0427%	Fecal		CFU/100 mL	200	-	180,302.3
5439000	5/3/2017	444	444	0.0826	36.68	242	2.0512%	Fecal		CFU/100 mL	200	-	179,493.8
5439000	9/16/2019	444	444	0.0826	36.68	242	2.0512%	Fecal	238	CFU/100 mL	200	213,598	179,493.8
5439000	3/13/2015	440	440	0.0826	36.35	244	2.0681%	Fecal		CFU/100 mL	200	-	177,876.7
5439000	5/25/1991	436	436	0.0826	36.02	245	2.0766%	Fecal		CFU/100 mL	200	-	176,259.7
5439000	3/26/1993	436	436	0.0826	36.02	245	2.0766%	Fecal		CFU/100 mL	200	-	176,259.7
5439000	3/13/2010	436	436	0.0826	36.02	245	2.0766%	Fecal		CFU/100 mL	200	-	176,259.7
5439000	6/7/2002	434	434	0.0826	35.85	248	2.1021%	Fecal		CFU/100 mL	200	-	175,451.1
5439000	6/23/2013	434	434	0.0826	35.85	248	2.1021%	Fecal		CFU/100 mL	200	-	175,451.1
5439000	7/22/2017	434	434	0.0826	35.85	248	2.1021%	Fecal		CFU/100 mL	200	-	175,451.1
5439000	3/13/1990	433	433	0.0826	35.77	251	2.1275%	Fecal		CFU/100 mL	200	-	175,046.9
5439000	2/8/2009	433	433	0.0826	35.77	251	2.1275%	Fecal		CFU/100 mL	200	-	175,046.9
5439000	5/10/2019	432	432	0.0826	35.69	253	2.1444%	Fecal		CFU/100 mL	200	-	174,642.6
5439000	6/20/2014	431	431	0.0826	35.60	254	2.1529%	Fecal		CFU/100 mL	200	-	174,238.3
5439000	5/23/2019	431	431	0.0826	35.60	254	2.1529%	Fecal		CFU/100 mL	200	-	174,238.3
5439000	5/15/2004	428	428	0.0826	35.36	256	2.1699%	Fecal		CFU/100 mL	200	-	173,025.5
5439000	4/20/1993	427	427	0.0826	35.27	257	2.1783%	Fecal		CFU/100 mL	200	-	172,621.3
5439000	8/21/2007	426	426	0.0826	35.19	258	2.1868%	Fecal		CFU/100 mL	200	-	172,217.0
5439000	3/13/2008	426	426	0.0826	35.19	258	2.1868%	Fecal		CFU/100 mL	200	-	172,217.0
5439000	5/26/2011	426	426	0.0826	35.19	258	2.1868%	Fecal		CFU/100 mL	200	-	172,217.0
5439000	11/27/2015	426	426	0.0826	35.19	258	2.1868%	Fecal		CFU/100 mL	200	-	172,217.0
5439000	1/25/1999	424	424	0.0826	35.03	262	2.2207%	Fecal		CFU/100 mL	200	-	171,408.5
5439000	1/25/2010	422	422	0.0826	34.86	263	2.2292%	Fecal		CFU/100 mL	200	-	170,599.9
5439000	5/25/1995	421	421	0.0826	34.78	264	2.2377%	Fecal		CFU/100 mL	200	-	170,195.7
5439000	4/9/1993	420	420	0.0826	34.70	265	2.2461%	Fecal		CFU/100 mL	200	-	169,791.4
5439000	5/24/2004	420	420	0.0826	34.70	265	2.2461%	Fecal		CFU/100 mL	200	-	169,791.4
5439000	6/22/2014	420	420	0.0826	34.70	265	2.2461%	Fecal		CFU/100 mL	200	-	169,791.4
5439000	3/11/2007	419	419	0.0826	34.61	268	2.2716%	Fecal		CFU/100 mL	200	-	169,387.1
5439000	3/31/2009	419	419	0.0826	34.61	268	2.2716%	Fecal		CFU/100 mL	200	-	169,387.1
5439000	6/25/2013	419	419	0.0826	34.61	268	2.2716%	Fecal		CFU/100 mL	200	-	169,387.1
5439000	3/14/1990	418	418	0.0826	34.53	271	2.2970%	Fecal		CFU/100 mL	200	-	168,982.9
5439000	5/10/1990	418	418	0.0826	34.53	271	2.2970%	Fecal		CFU/100 mL	200	-	168,982.9
5439000	7/29/1996	418	418	0.0826	34.53	271	2.2970%	Fecal		CFU/100 mL	200	-	168,982.9
5439000	6/8/2009	418	418	0.0826	34.53	271	2.2970%	Fecal		CFU/100 mL	200	-	168,982.9
5439000	10/15/2017	418	418	0.0826	34.53	271	2.2970%	Fecal		CFU/100 mL	200	-	168,982.9
5439000	3/8/2021	418	418	0.0826	34.53	271	2.2970%	Fecal		CFU/100 mL	200	-	168,982.9
5439000	6/14/2015	417	417	0.0826	34.45	277	2.3479%	Fecal		CFU/100 mL	200	-	168,578.6
5439000	5/28/1991	416	416	0.0826	34.37	278	2.3563%	Fecal		CFU/100 mL	200	-	168,174.4
5439000	8/29/2007	415	415	0.0826	34.28	279	2.3648%	Fecal		CFU/100 mL	200	-	167,770.1
5439000	6/12/1998	413	413	0.0826	34.12	280	2.3733%	Fecal		CFU/100 mL	200	-	166,961.6
5439000	4/1/2017	412	412	0.0826	34.04	281	2.3818%	Fecal		CFU/100 mL	200	-	166,557.3
5439000	11/11/1995	411	411	0.0826	33.95	282	2.3902%	Fecal		CFU/100 mL	200	-	166,153.0
5439000	10/18/1998	411	411	0.0826	33.95	282	2.3902%	Fecal		CFU/100 mL	200	-	166,153.0
5439000	5/11/2008	411	411	0.0826	33.95	282	2.3902%	Fecal		CFU/100 mL	200	-	166,153.0
5439000	3/10/2010	410	410	0.0826	33.87	285	2.4157%	Fecal		CFU/100 mL	200	-	165,748.8
5439000	3/6/1993	408	408	0.0826	33.70	286	2.4241%	Fecal		CFU/100 mL	200	-	164,940.2
5439000	3/31/1993	408	408	0.0826	33.70	286	2.4241%	Fecal		CFU/100 mL	200	-	164,940.2
5439000	6/26/2013	408	408	0.0826	33.70	286	2.4241%	Fecal		CFU/100 mL	200	-	164,940.2
5439000	3/27/1991	407	407	0.0826	33.62	289	2.4496%	Fecal		CFU/100 mL	200	-	164,536.0
5439000	11/7/1994	407	407	0.0826	33.62	289	2.4496%	Fecal		CFU/100 mL	200	-	164,536.0
5439000	5/5/2015	407	407	0.0826	33.62	289	2.4496%	Fecal		CFU/100 mL	200	-	164,536.0
5439000	6/3/1996	406	406	0.0826	33.54	292	2.4750%	Fecal		CFU/100 mL	200	-	164,131.7
5439000	6/7/1996	406	406	0.0826	33.54	292	2.4750%	Fecal		CFU/100 mL	200	-	164,131.7
5439000	7/20/1993	405	405	0.0826	33.46	294	2.4919%	Fecal		CFU/100 mL	200	-	163,727.4
5439000	6/3/1995	404	404	0.0826	33.37	295	2.5004%	Fecal		CFU/100 mL	200	-	163,323.2
5439000	7/22/1996	404	404	0.0826	33.37	295	2.5004%	Fecal		CFU/100 mL	200	-	163,323.2
5439000	4/15/1991	403	403	0.0826	33.29	297	2.5174%	Fecal		CFU/100 mL	200	-	162,918.9
5439000	3/25/2009	403	403	0.0826	33.29	297	2.5174%	Fecal		CFU/100 mL	200	-	162,918.9
5439000	12/30/2015	402	402	0.0826	33.21	299	2.5343%	Fecal		CFU/100 mL	200	-	162,514.6
5439000	12/24/2015	401	401	0.0826	33.13	300	2.5428%	Fecal		CFU/100 mL	200	-	162,110.4
5439000	7/18/1993	400	400	0.0826	33.04	301	2.5513%	Fecal		CFU/100 mL	200	-	161,706.1
5439000	2/24/2000	400	400	0.0826	33.04	301	2.5513%	Fecal		CFU/100 mL	200	-	161,706.1
5439000	4/21/2000	400	400	0.0826	33.04	301	2.5513%	Fecal		CFU/100 mL	200	-	161,706.1
5439000	1/8/2008	400	400	0.0826	33.04	301	2.5513%	Fecal		CFU/100 mL	200	-	161,706.1
5439000	2/18/2011	400	400	0.0826	33.04	301	2.5513%	Fecal		CFU/100 mL	200	-	161,706.1
5439000	6/22/2013	400	400	0.0826	33.04	301	2.5513%	Fecal		CFU/100 mL	200	-	161,706.1
5439000	2/10/2009	397	397	0.0826	32.80	307	2.6021%	Fecal		CFU/100 mL	200	-	160,493.3
5439000	12/16/2015	397	397	0.0826	32.80	307	2.6021%	Fecal		CFU/100 mL	200	-	160,493.3
5439000	3/5/1993	396	396	0.0826	32.71	309	2.6191%	Fecal		CFU/100 mL	200	-	160,089.0
5439000	4/3/1993	396	396	0.0826	32.71	309	2.6191%	Fecal		CFU/100 mL	200	-	160,089.0
5439000	7/23/2017	395	395	0.0826	32.63	311	2.6360%	Fecal		CFU/100 mL	200	-	159,684.8
5439000	3/11/2021	395	395	0.0826	32.63	311	2.6360%	Fecal		CFU/100 mL	200	-	159,684.8
5439000	4/17/1998	394	394	0.0826	32.55	313	2.6530%	Fecal		CFU/100 mL	200	-	159,280.5
5439000	3/6/1994	392	392	0.0826	32.38	314	2.6615%	Fecal		CFU/100 mL	200	-	158,472.0
5439000	7/3/2014	392	392	0.0826	32.38	314	2.6615%	Fecal		CFU/100 mL	200	-	158,472.0
5439000	12/23/2007	391	391	0.0826	32.30	316	2.6784%	Fecal		CFU/100 mL	200	-	158,067.7
5439000	5/10/1995	390	390	0.0826	32.22	317	2.6869%	Fecal		CFU/100 mL	200	-	157,663.5
5439000	5/9/2003	390	390	0.0826	32.22	317	2.6869%	Fecal		CFU/100 mL	200	-	157,663.5
5439000	3/15/1990	389	389	0.0826	32.14	319	2.7038%	Fecal		CFU/100 mL	200	-	157,259.2
5439000	1/22/1999	389	389	0.0826	32.14	319	2.7038%	Fecal		CFU/100 mL	200	-	157,259.2
5439000	11/1/2009	388	388	0.0826	32.05	321	2.7208%	Fecal		CFU/100 mL	200	-	156,854.9
5439000	3/14/2010	388	388	0.0826	32.05	321	2.7208%	Fecal		CFU/100 mL	200	-	156,854.9
5439000	2/7/2019	388	388	0.0826	32.05	321	2.7208%	Fecal		CFU/100 mL	200	-	156,854.9
5439000	2/12/2009	387	387	0.0826	31.97	324	2.7462%	Fecal		CFU/100 mL	200	-	156,450.7
5439000	9/28/2019	387	387	0.0826	31.97	324	2.7462%	Fecal		CFU/100 mL	200	-	156,450.7
5439000	4/18/1993	386	386	0.0826	31.89	326	2.7632%	Fecal		CFU/100 mL	200	-	156,046.4
5439000	5/12/1999	386	386	0.0826	31.89	326	2.7632%	Fecal		CFU/100 mL	200	-	156,046.4
5439000	3/22/2007	386	386	0.0826	31.89	326	2.7632%	Fecal		CFU/100 mL	200	-	156,046.4
5439000	4/10/2008	386	386	0.0826	31.89	326	2.7632%	Fecal		CFU/100 mL	200	-	156,046.4
5439000	5/6/2015	385	385	0.0826	31.80	330	2.7971%	Fecal		CFU/100 mL	200	-	155,642.1
5439000	6/1/2011	383	383	0.0826	31.64	331	2.8056%	Fecal		CFU/100 mL	200	-	154,833.6
5439000	6/19/1996	382	382	0.0826	31.56	332	2.8140%	Fecal		CFU/100 mL	200	-	154,429.3
5439000	6/24/2013	382	382	0.0826	31.56	332	2.8140%	Fecal		CFU/100 mL	200	-	154,429.3
5439000	2/22/2022	215	215	0.1459	31.38	334	2.8310%	Fecal		CFU/100 mL	200	-	153,543.5
5439000	3/19/1991	379	379	0.0826	31.31	335	2.8395%	Fecal		CFU/100 mL	200	-	153,216.5
5439000	8/9/2007	379	379	0.0826	31.31	335	2.8395%	Fecal		CFU/100 mL	200	-	153,216.5
5439000	3/24/2022	214	214	0.1459	31.23	337	2.8564%	Fecal		CFU/100 mL	200	-	152,829.4
5439000	2/24/1997	378	378	0.0826	31.23	338	2.8649%	Fecal		CFU/100 mL	200	-	152,812.3
5439000	1/7/2008	377	377	0.0826	31.14	339	2.8734%	Fecal		CFU/100 mL	200	-	152,408.0
5439000	1/9/2008	377	377	0.0826	31.14	339	2.8734%	Fecal		CFU/100 mL	200	-	152,408.0
5439000	6/12/2018	377	377	0.0826	31.14	339	2.8734%	Fecal		CFU/100 mL	200	-	152,408.0
5439000	9/27/1993	376	376	0.0826	31.06	342	2.8988%	Fecal		CFU/100 mL	200	-	152,003.7
5439000	6/1/1996	375	375	0.0826	30.98	343	2.9073%	Fecal		CFU/100 mL	200	-	151,599.5
5439000	11/29/1990	374	374	0.0826	30.90	344	2.9157%	Fecal		CFU/100 mL	200	-	151,195.2
5439000	5/16/2016	374	374	0.0826	30.90	344	2.9157%	Fecal		CFU/100 mL	200	-	151,195.2

Gage ID	Date	Discharge (CFS)	Gage Discharge (less Surrogate NPDES) (CFS)	Watershed Area Ratio	Calculated flow (CFS)	Rank	Flow Exceedance %	Parameter	Results	Units (mg or micro_gram	Limit/Standard	Actual Load (million colonies/day)	Allowable Load (million colonies/day)
5439000	3/28/1991	373	373	0.0826	30.81	346	2.9327%	Fecal		CFU/100 mL	200	-	150,790.9
5439000	12/17/1992	372	372	0.0826	30.73	347	2.9412%	Fecal		CFU/100 mL	200	-	150,386.7
5439000	2/27/2001	372	372	0.0826	30.73	347	2.9412%	Fecal		CFU/100 mL	200	-	150,386.7
5439000	4/20/2011	372	372	0.0826	30.73	347	2.9412%	Fecal		CFU/100 mL	200	-	150,386.7
5439000	6/21/2014	372	372	0.0826	30.73	347	2.9412%	Fecal		CFU/100 mL	200	-	150,386.7
5439000	5/20/2020	372	372	0.0826	30.73	347	2.9412%	Fecal		CFU/100 mL	200	-	150,386.7
5439000	4/20/2000	371	371	0.0826	30.65	352	2.9836%	Fecal		CFU/100 mL	200	-	149,982.4
5439000	7/21/2007	371	371	0.0826	30.65	352	2.9836%	Fecal		CFU/100 mL	200	-	149,982.4
5439000	2/11/2009	370	370	0.0826	30.57	354	3.0005%	Fecal		CFU/100 mL	200	-	149,578.1
5439000	5/14/2004	369	369	0.0826	30.48	355	3.0090%	Fecal		CFU/100 mL	200	-	149,173.9
5439000	4/22/2013	369	369	0.0826	30.48	355	3.0090%	Fecal		CFU/100 mL	200	-	149,173.9
5439000	6/27/2013	369	369	0.0826	30.48	355	3.0090%	Fecal		CFU/100 mL	200	-	149,173.9
5439000	3/30/2009	366	366	0.0826	30.24	358	3.0344%	Fecal		CFU/100 mL	200	-	147,961.1
5439000	5/1/2009	366	366	0.0826	30.24	358	3.0344%	Fecal		CFU/100 mL	200	-	147,961.1
5439000	11/19/2015	366	366	0.0826	30.24	358	3.0344%	Fecal		CFU/100 mL	200	-	147,961.1
5439000	6/1/2019	366	366	0.0826	30.24	358	3.0344%	Fecal		CFU/100 mL	200	-	147,961.1
5439000	4/21/1998	364	364	0.0826	30.07	362	3.0683%	Fecal		CFU/100 mL	200	-	147,152.6
5439000	6/12/2011	364	364	0.0826	30.07	362	3.0683%	Fecal		CFU/100 mL	200	-	147,152.6
5439000	9/24/2019	364	364	0.0826	30.07	362	3.0683%	Fecal		CFU/100 mL	200	-	147,152.6
5439000	4/1/2008	362	362	0.0826	29.90	365	3.0937%	Fecal		CFU/100 mL	200	-	146,344.0
5439000	2/6/2019	361	361	0.0826	29.82	366	3.1022%	Fecal		CFU/100 mL	200	-	145,939.8
5439000	9/22/2019	361	361	0.0826	29.82	366	3.1022%	Fecal		CFU/100 mL	200	-	145,939.8
5439000	2/24/2022	204	204	0.1459	29.77	368	3.1192%	Fecal		CFU/100 mL	200	-	145,687.8
5439000	8/8/1996	360	360	0.0826	29.74	369	3.1276%	Fecal		CFU/100 mL	200	-	145,535.5
5439000	5/14/2002	360	360	0.0826	29.74	369	3.1276%	Fecal		CFU/100 mL	200	-	145,535.5
5439000	9/19/2008	359	359	0.0826	29.66	371	3.1446%	Fecal		CFU/100 mL	200	-	145,131.2
5439000	7/1/2013	359	359	0.0826	29.66	371	3.1446%	Fecal		CFU/100 mL	200	-	145,131.2
5439000	6/15/1999	358	358	0.0826	29.57	373	3.1616%	Fecal		CFU/100 mL	200	-	144,727.0
5439000	4/13/2008	358	358	0.0826	29.57	373	3.1616%	Fecal		CFU/100 mL	200	-	144,727.0
5439000	3/17/2014	358	358	0.0826	29.57	373	3.1616%	Fecal		CFU/100 mL	200	-	144,727.0
5439000	2/22/1994	357	357	0.0826	29.49	376	3.1870%	Fecal		CFU/100 mL	200	-	144,322.7
5439000	3/14/2008	357	357	0.0826	29.49	376	3.1870%	Fecal		CFU/100 mL	200	-	144,322.7
5439000	3/7/1993	356	356	0.0826	29.41	378	3.2039%	Fecal		CFU/100 mL	200	-	143,918.4
5439000	1/15/1995	356	356	0.0826	29.41	378	3.2039%	Fecal		CFU/100 mL	200	-	143,918.4
5439000	5/29/1995	356	356	0.0826	29.41	378	3.2039%	Fecal		CFU/100 mL	200	-	143,918.4
5439000	3/3/2007	355	355	0.0826	29.33	381	3.2294%	Fecal		CFU/100 mL	200	-	143,514.2
5439000	4/27/2007	355	355	0.0826	29.33	381	3.2294%	Fecal		CFU/100 mL	200	-	143,514.2
5439000	1/1/2009	355	355	0.0826	29.33	381	3.2294%	Fecal		CFU/100 mL	200	-	143,514.2
5439000	3/12/2009	355	355	0.0826	29.33	381	3.2294%	Fecal		CFU/100 mL	200	-	143,514.2
5439000	12/28/2009	355	355	0.0826	29.33	381	3.2294%	Fecal		CFU/100 mL	200	-	143,514.2
5439000	2/5/2019	355	355	0.0826	29.33	381	3.2294%	Fecal		CFU/100 mL	200	-	143,514.2
5439000	11/28/2015	354	354	0.0826	29.24	387	3.2802%	Fecal		CFU/100 mL	200	-	143,109.9
5439000	5/5/2019	354	354	0.0826	29.24	387	3.2802%	Fecal		CFU/100 mL	200	-	143,109.9
5439000	10/29/2019	354	354	0.0826	29.24	387	3.2802%	Fecal		CFU/100 mL	200	-	143,109.9
5439000	6/19/1993	353	353	0.0826	29.16	390	3.3056%	Fecal		CFU/100 mL	200	-	142,705.6
5439000	7/10/2007	352	352	0.0826	29.08	391	3.3141%	Fecal		CFU/100 mL	200	-	142,301.4
5439000	2/28/2009	352	352	0.0826	29.08	391	3.3141%	Fecal		CFU/100 mL	200	-	142,301.4
5439000	6/9/2009	352	352	0.0826	29.08	391	3.3141%	Fecal		CFU/100 mL	200	-	142,301.4
5439000	3/27/1993	351	351	0.0826	29.00	394	3.3395%	Fecal		CFU/100 mL	200	-	141,897.1
5439000	4/21/1993	351	351	0.0826	29.00	394	3.3395%	Fecal		CFU/100 mL	200	-	141,897.1
5439000	5/27/2011	351	351	0.0826	29.00	394	3.3395%	Fecal		CFU/100 mL	200	-	141,897.1
5439000	3/14/2013	351	351	0.0826	29.00	394	3.3395%	Fecal		CFU/100 mL	200	-	141,897.1
5439000	6/21/2015	351	351	0.0826	29.00	394	3.3395%	Fecal		CFU/100 mL	200	-	141,897.1
5439000	3/31/2020	351	351	0.0826	29.00	394	3.3395%	Fecal		CFU/100 mL	200	-	141,897.1
5439000	5/7/1998	350	350	0.0826	28.91	400	3.3904%	Fecal		CFU/100 mL	200	-	141,492.8
5439000	2/19/2011	350	350	0.0826	28.91	400	3.3904%	Fecal		CFU/100 mL	200	-	141,492.8
5439000	3/16/2019	350	350	0.0826	28.91	400	3.3904%	Fecal		CFU/100 mL	200	-	141,492.8
5439000	3/30/2017	349	349	0.0826	28.83	403	3.4158%	Fecal		CFU/100 mL	200	-	141,088.6
5439000	3/5/2011	348	348	0.0826	28.75	404	3.4243%	Fecal		CFU/100 mL	200	-	140,684.3
5439000	4/12/1995	347	347	0.0826	28.67	405	3.4328%	Fecal		CFU/100 mL	200	-	140,280.0
5439000	2/9/2009	346	346	0.0826	28.58	406	3.4413%	Fecal		CFU/100 mL	200	-	139,875.8
5439000	2/25/2000	345	345	0.0826	28.50	407	3.4497%	Fecal		CFU/100 mL	200	-	139,471.5
5439000	6/16/2000	345	345	0.0826	28.50	407	3.4497%	Fecal		CFU/100 mL	200	-	139,471.5
5439000	5/19/2019	345	345	0.0826	28.50	407	3.4497%	Fecal		CFU/100 mL	200	-	139,471.5
5439000	4/16/1991	344	344	0.0826	28.42	410	3.4752%	Fecal		CFU/100 mL	200	-	139,067.3
5439000	11/23/1992	344	344	0.0826	28.42	410	3.4752%	Fecal		CFU/100 mL	200	-	139,067.3
5439000	3/10/2020	344	344	0.0826	28.42	410	3.4752%	Fecal		CFU/100 mL	200	-	139,067.3
5439000	4/4/1993	343	343	0.0826	28.34	413	3.5006%	Fecal		CFU/100 mL	200	-	138,663.0
5439000	7/24/2010	342	342	0.0826	28.25	414	3.5091%	Fecal		CFU/100 mL	200	-	138,258.7
5439000	6/30/2021	342	342	0.0826	28.25	414	3.5091%	Fecal		CFU/100 mL	200	-	138,258.7
5439000	4/9/2002	341	341	0.0826	28.17	416	3.5260%	Fecal		CFU/100 mL	200	-	137,854.5
5439000	8/30/2007	341	341	0.0826	28.17	416	3.5260%	Fecal		CFU/100 mL	200	-	137,854.5
5439000	5/12/2017	341	341	0.0826	28.17	416	3.5260%	Fecal		CFU/100 mL	200	-	137,854.5
5439000	4/24/2013	340	340	0.0826	28.09	419	3.5514%	Fecal		CFU/100 mL	200	-	137,450.2
5439000	6/20/2015	340	340	0.0826	28.09	419	3.5514%	Fecal		CFU/100 mL	200	-	137,450.2
5439000	10/5/2019	340	340	0.0826	28.09	419	3.5514%	Fecal		CFU/100 mL	200	-	137,450.2
5439000	6/3/2004	338	338	0.0826	27.92	422	3.5769%	Fecal		CFU/100 mL	200	-	136,641.7
5439000	4/19/1993	337	337	0.0826	27.84	423	3.5854%	Fecal		CFU/100 mL	200	-	136,237.4
5439000	3/12/2007	336	336	0.0826	27.76	424	3.5938%	Fecal		CFU/100 mL	200	-	135,833.1
5439000	2/8/2019	336	336	0.0826	27.76	424	3.5938%	Fecal		CFU/100 mL	200	-	135,833.1
5439000	4/8/2022	190	190	0.1459	27.73	426	3.6108%	Fecal		CFU/100 mL	200	-	135,689.6
5439000	5/9/1995	335	335	0.0826	27.67	427	3.6193%	Fecal		CFU/100 mL	200	-	135,428.9
5439000	5/28/2019	335	335	0.0826	27.67	427	3.6193%	Fecal		CFU/100 mL	200	-	135,428.9
5439000	3/12/2008	334	334	0.0826	27.59	429	3.6362%	Fecal		CFU/100 mL	200	-	135,024.6
5439000	4/5/2017	334	334	0.0826	27.59	429	3.6362%	Fecal		CFU/100 mL	200	-	135,024.6
5439000	5/11/1990	333	333	0.0826	27.51	431	3.6532%	Fecal		CFU/100 mL	200	-	134,620.3
5439000	5/10/1998	333	333	0.0826	27.51	431	3.6532%	Fecal		CFU/100 mL	200	-	134,620.3
5439000	5/10/2003	333	333	0.0826	27.51	431	3.6532%	Fecal		CFU/100 mL	200	-	134,620.3
5439000	10/1/2019	333	333	0.0826	27.51	431	3.6532%	Fecal		CFU/100 mL	200	-	134,620.3
5439000	2/23/2018	332	332	0.0826	27.43	435	3.6871%	Fecal		CFU/100 mL	200	-	134,216.1
5439000	4/28/1999	331	331	0.0826	27.34	436	3.6955%	Fecal		CFU/100 mL	200	-	133,811.8
5439000	3/23/2007	331	331	0.0826	27.34	436	3.6955%	Fecal		CFU/100 mL	200	-	133,811.8
5439000	11/26/1992	329	329	0.0826	27.18	438	3.7125%	Fecal		CFU/100 mL	200	-	133,003.3
5439000	3/11/2019	329	329	0.0826	27.18	438	3.7125%	Fecal		CFU/100 mL	200	-	133,003.3
5439000	4/9/2008	328	328	0.0826	27.10	440	3.7294%	Fecal		CFU/100 mL	200	-	132,599.0
5439000	1/1/2019	328	328	0.0826	27.10	440	3.7294%	Fecal		CFU/100 mL	200	-	132,599.0
5439000	8/22/2007	327	327	0.0826	27.01	442	3.7464%	Fecal		CFU/100 mL	200	-	132,194.7
5439000	4/7/2017	326	326	0.0826	26.93	443	3.7549%	Fecal		CFU/100 mL	200	-	131,790.5
5439000	1/24/2010	322	322	0.0826	26.60	444	3.7633%	Fecal		CFU/100 mL	200	-	130,173.4
5439000	4/16/1999	321	321	0.0826	26.52	445	3.7718%	Fecal		CFU/100 mL	200	-	129,769.2
5439000	5/14/1999	321	321	0.0826	26.52	445	3.7718%	Fecal		CFU/100 mL	200	-	129,769.2
5439000	3/19/2014	321	321	0.0826	26.52	445	3.7718%	Fecal		CFU/100 mL	200	-	129,769.2
5439000	5/24/2019	321	321	0.0826	26.52	445	3.7718%	Fecal		CFU/100 mL	200	-	129,769.2
5439000	12/16/1992	320	320	0.0826	26.44	449	3.8057%	Fecal		CFU/100 mL	200	-	129,364.9
5439000	2/20/2011	320	320	0.0826	26.44	449	3.8057%	Fecal		CFU/100 mL	200	-	129,364.9
5439000	5/27/1996	319	319	0.0826	26.35	451	3.8227%	Fecal		CFU/100 mL	200	-	128,960.6
5439000	3/19/1998	319	319	0.0826	26.35	451	3.8227%	Fecal		CFU/100 mL	200	-	128,960.6
5439000	4/26/2007	319	319	0.0826	26.35	451	3.8227%	Fecal		CFU/100 mL	200	-	128,960.6
5439000	3/5/2008	319	319	0.0826	26.35	451	3.8227%	Fecal		CFU/100 mL	200	-	128,960.6
5439000	5/2/2016	319	319	0.0826	26.35	451	3.8227%	Fecal		CFU/100 mL	200	-	128,960.6
5439000	6/21/1993	318	318	0.0826	26.27	456	3.8651%	Fecal		CFU/100 mL	200	-	128,556.4
5439000	4/27/1995	318	318	0.0826	26.27	456	3.8651%	Fecal		CFU/100 mL	200	-	128,556.4
5439000	3/5/2004	316	316	0.0826	26.10	458	3.8820%	Fecal		CFU/100 mL	200	-	127,747.8
5439000	6/17/1996	315	315	0.0826	26.02	459	3.8905%	Fecal		CFU/100 mL	200	-	127,343.6
5439000	4/22/1998	315	315	0.0826	26.02	459	3.8905%	Fecal		CFU/100 mL	200	-	127,343.6

Gage ID	Date	Discharge (CFS)	Gage Discharge (less Surrogate NPDES) (CFS)	Watershed Area Ratio	Calculated flow (CFS)	Rank	Flow Exceedance %	Parameter	Results	Units (mg or micro_gram	Limit/Standard	Actual Load (million colonies/day)	Allowable Load (million colonies/day)
5439000	4/20/2009	315	315	0.0826	26.02	459	3.8905%	Fecal		CFU/100 mL	200	-	127,343.6
5439000	12/4/2018	315	315	0.0826	26.02	459	3.8905%	Fecal		CFU/100 mL	200	-	127,343.6
5439000	6/11/1993	314	314	0.0826	25.94	463	3.9244%	Fecal		CFU/100 mL	200	-	126,939.3
5439000	5/25/1996	314	314	0.0826	25.94	463	3.9244%	Fecal		CFU/100 mL	200	-	126,939.3
5439000	3/24/2007	314	314	0.0826	25.94	463	3.9244%	Fecal		CFU/100 mL	200	-	126,939.3
5439000	5/4/2017	314	314	0.0826	25.94	463	3.9244%	Fecal		CFU/100 mL	200	-	126,939.3
5439000	4/29/2020	314	314	0.0826	25.94	463	3.9244%	Fecal		CFU/100 mL	200	-	126,939.3
5439000	4/25/1999	313	313	0.0826	25.86	468	3.9668%	Fecal		CFU/100 mL	200	-	126,535.0
5439000	6/26/2021	313	313	0.0826	25.86	468	3.9668%	Fecal		CFU/100 mL	200	-	126,535.0
5439000	5/26/1996	312	312	0.0826	25.77	470	3.9837%	Fecal		CFU/100 mL	200	-	126,130.8
5439000	6/4/1996	312	312	0.0826	25.77	470	3.9837%	Fecal		CFU/100 mL	200	-	126,130.8
5439000	4/30/2009	312	312	0.0826	25.77	470	3.9837%	Fecal		CFU/100 mL	200	-	126,130.8
5439000	2/21/2011	312	312	0.0826	25.77	470	3.9837%	Fecal		CFU/100 mL	200	-	126,130.8
5439000	7/23/1996	311	311	0.0826	25.69	474	4.0176%	Fecal		CFU/100 mL	200	-	125,726.5
5439000	2/12/2001	311	311	0.0826	25.69	474	4.0176%	Fecal		CFU/100 mL	200	-	125,726.5
5439000	3/9/2002	311	311	0.0826	25.69	474	4.0176%	Fecal		CFU/100 mL	200	-	125,726.5
5439000	6/1/1991	310	310	0.0826	25.61	477	4.0431%	Fecal		CFU/100 mL	200	-	125,322.2
5439000	5/11/1995	310	310	0.0826	25.61	477	4.0431%	Fecal		CFU/100 mL	200	-	125,322.2
5439000	4/2/2009	310	310	0.0826	25.61	477	4.0431%	Fecal		CFU/100 mL	200	-	125,322.2
5439000	4/8/1993	309	309	0.0826	25.53	480	4.0685%	Fecal		CFU/100 mL	200	-	124,918.0
5439000	4/17/1999	309	309	0.0826	25.53	480	4.0685%	Fecal		CFU/100 mL	200	-	124,918.0
5439000	6/8/2002	309	309	0.0826	25.53	480	4.0685%	Fecal		CFU/100 mL	200	-	124,918.0
5439000	5/16/2009	309	309	0.0826	25.53	480	4.0685%	Fecal		CFU/100 mL	200	-	124,918.0
5439000	5/16/2011	309	309	0.0826	25.53	480	4.0685%	Fecal		CFU/100 mL	200	-	124,918.0
5439000	4/23/2013	309	309	0.0826	25.53	480	4.0685%	Fecal		CFU/100 mL	200	-	124,918.0
5439000	4/10/1993	308	308	0.0826	25.44	486	4.1193%	Fecal		CFU/100 mL	200	-	124,513.7
5439000	6/25/2000	308	308	0.0826	25.44	486	4.1193%	Fecal		CFU/100 mL	200	-	124,513.7
5439000	6/4/2008	308	308	0.0826	25.44	486	4.1193%	Fecal		CFU/100 mL	200	-	124,513.7
5439000	6/8/1996	307	307	0.0826	25.36	489	4.1448%	Fecal		CFU/100 mL	200	-	124,109.4
5439000	6/1/2000	307	307	0.0826	25.36	489	4.1448%	Fecal		CFU/100 mL	200	-	124,109.4
5439000	5/25/2004	307	307	0.0826	25.36	489	4.1448%	Fecal		CFU/100 mL	200	-	124,109.4
5439000	11/10/2011	307	307	0.0826	25.36	489	4.1448%	Fecal		CFU/100 mL	200	-	124,109.4
5439000	3/3/1997	306	306	0.0826	25.28	493	4.1787%	Fecal		CFU/100 mL	200	-	123,705.2
5439000	10/6/2019	306	306	0.0826	25.28	493	4.1787%	Fecal		CFU/100 mL	200	-	123,705.2
5439000	3/16/1990	305	305	0.0826	25.20	495	4.1956%	Fecal		CFU/100 mL	200	-	123,300.9
5439000	3/2/2018	305	305	0.0826	25.20	495	4.1956%	Fecal		CFU/100 mL	200	-	123,300.9
5439000	3/18/1998	303	303	0.0826	25.03	497	4.2126%	Fecal		CFU/100 mL	200	-	122,492.4
5439000	5/13/2008	303	303	0.0826	25.03	497	4.2126%	Fecal		CFU/100 mL	200	-	122,492.4
5439000	6/27/1994	302	302	0.0826	24.95	499	4.2295%	Fecal		CFU/100 mL	200	-	122,088.1
5439000	3/16/2001	302	302	0.0826	24.95	499	4.2295%	Fecal		CFU/100 mL	200	-	122,088.1
5439000	5/11/2019	301	301	0.0826	24.87	501	4.2465%	Fecal		CFU/100 mL	200	-	121,683.8
5439000	11/13/1992	300	300	0.0826	24.78	502	4.2550%	Fecal		CFU/100 mL	200	-	121,279.6
5439000	12/16/2011	300	300	0.0826	24.78	502	4.2550%	Fecal		CFU/100 mL	200	-	121,279.6
5439000	6/11/1998	299	299	0.0826	24.70	504	4.2719%	Fecal		CFU/100 mL	200	-	120,875.3
5439000	4/22/1999	299	299	0.0826	24.70	504	4.2719%	Fecal		CFU/100 mL	200	-	120,875.3
5439000	11/9/2011	299	299	0.0826	24.70	504	4.2719%	Fecal		CFU/100 mL	200	-	120,875.3
5439000	6/12/2004	298	298	0.0826	24.62	507	4.2973%	Fecal		CFU/100 mL	200	-	120,471.0
5439000	3/13/2007	298	298	0.0826	24.62	507	4.2973%	Fecal		CFU/100 mL	200	-	120,471.0
5439000	3/26/2009	298	298	0.0826	24.62	507	4.2973%	Fecal		CFU/100 mL	200	-	120,471.0
5439000	11/21/1992	297	297	0.0826	24.53	510	4.3228%	Fecal		CFU/100 mL	200	-	120,066.8
5439000	5/26/1995	297	297	0.0826	24.53	510	4.3228%	Fecal		CFU/100 mL	200	-	120,066.8
5439000	6/3/1999	296	296	0.0826	24.45	512	4.3397%	Fecal		CFU/100 mL	200	-	119,662.5
5439000	2/17/2008	295	295	0.0826	24.37	513	4.3482%	Fecal		CFU/100 mL	200	-	119,258.3
5439000	3/1/2018	295	295	0.0826	24.37	513	4.3482%	Fecal		CFU/100 mL	200	-	119,258.3
5439000	11/2/2019	295	295	0.0826	24.37	513	4.3482%	Fecal		CFU/100 mL	200	-	119,258.3
5439000	1/6/1993	294	294	0.0826	24.29	516	4.3736%	Fecal		CFU/100 mL	200	-	118,854.0
5439000	3/15/2010	294	294	0.0826	24.29	516	4.3736%	Fecal		CFU/100 mL	200	-	118,854.0
5439000	5/18/2019	294	294	0.0826	24.29	516	4.3736%	Fecal		CFU/100 mL	200	-	118,854.0
5439000	3/7/2021	294	294	0.0826	24.29	516	4.3736%	Fecal		CFU/100 mL	200	-	118,854.0
5439000	5/17/2002	293	293	0.0826	24.20	520	4.4075%	Fecal		CFU/100 mL	200	-	118,449.7
5439000	10/2/2019	293	293	0.0826	24.20	520	4.4075%	Fecal		CFU/100 mL	200	-	118,449.7
5439000	12/23/2015	292	292	0.0826	24.12	522	4.4245%	Fecal		CFU/100 mL	200	-	118,045.5
5439000	3/28/1993	291	291	0.0826	24.04	523	4.4330%	Fecal		CFU/100 mL	200	-	117,641.2
5439000	6/30/1993	291	291	0.0826	24.04	523	4.4330%	Fecal		CFU/100 mL	200	-	117,641.2
5439000	2/12/1998	290	290	0.0826	23.96	525	4.4499%	Fecal		CFU/100 mL	200	-	117,236.9
5439000	12/30/2019	290	290	0.0826	23.96	525	4.4499%	Fecal		CFU/100 mL	200	-	117,236.9
5439000	11/22/1992	289	289	0.0826	23.87	527	4.4669%	Fecal		CFU/100 mL	200	-	116,832.7
5439000	5/13/2003	289	289	0.0826	23.87	527	4.4669%	Fecal		CFU/100 mL	200	-	116,832.7
5439000	4/1/1998	288	288	0.0826	23.79	529	4.4838%	Fecal		CFU/100 mL	200	-	116,428.4
5439000	5/29/1991	287	287	0.0826	23.71	530	4.4923%	Fecal		CFU/100 mL	200	-	116,024.1
5439000	4/9/1998	286	286	0.0826	23.63	531	4.5008%	Fecal		CFU/100 mL	200	-	115,619.9
5439000	1/28/1999	286	286	0.0826	23.63	531	4.5008%	Fecal		CFU/100 mL	200	-	115,619.9
5439000	5/2/2009	286	286	0.0826	23.63	531	4.5008%	Fecal		CFU/100 mL	200	-	115,619.9
5439000	5/16/2010	286	286	0.0826	23.63	531	4.5008%	Fecal		CFU/100 mL	200	-	115,619.9
5439000	4/2/2017	286	286	0.0826	23.63	531	4.5008%	Fecal		CFU/100 mL	200	-	115,619.9
5439000	7/27/2017	286	286	0.0826	23.63	531	4.5008%	Fecal		CFU/100 mL	200	-	115,619.9
5439000	4/5/1993	285	285	0.0826	23.54	537	4.5516%	Fecal		CFU/100 mL	200	-	115,215.6
5439000	9/28/1993	285	285	0.0826	23.54	537	4.5516%	Fecal		CFU/100 mL	200	-	115,215.6
5439000	6/2/2011	285	285	0.0826	23.54	537	4.5516%	Fecal		CFU/100 mL	200	-	115,215.6
5439000	6/23/2014	285	285	0.0826	23.54	537	4.5516%	Fecal		CFU/100 mL	200	-	115,215.6
5439000	5/16/2018	285	285	0.0826	23.54	537	4.5516%	Fecal		CFU/100 mL	200	-	115,215.6
5439000	1/11/2020	285	285	0.0826	23.54	537	4.5516%	Fecal		CFU/100 mL	200	-	115,215.6
5439000	6/22/2015	284	284	0.0826	23.46	543	4.6025%	Fecal		CFU/100 mL	200	-	114,811.3
5439000	6/16/1993	283	283	0.0826	23.38	544	4.6110%	Fecal		CFU/100 mL	200	-	114,407.1
5439000	9/15/1993	283	283	0.0826	23.38	544	4.6110%	Fecal		CFU/100 mL	200	-	114,407.1
5439000	11/30/1991	282	282	0.0826	23.30	546	4.6279%	Fecal		CFU/100 mL	200	-	114,002.8
5439000	11/8/1994	282	282	0.0826	23.30	546	4.6279%	Fecal		CFU/100 mL	200	-	114,002.8
5439000	12/24/2007	282	282	0.0826	23.30	546	4.6279%	Fecal		CFU/100 mL	200	-	114,002.8
5439000	6/24/2010	282	282	0.0826	23.30	546	4.6279%	Fecal		CFU/100 mL	200	-	114,002.8
5439000	3/10/2013	282	282	0.0826	23.30	546	4.6279%	Fecal		CFU/100 mL	200	-	114,002.8
5439000	5/17/2019	282	282	0.0826	23.30	546	4.6279%	Fecal		CFU/100 mL	200	-	114,002.8
5439000	5/22/2019	282	282	0.0826	23.30	546	4.6279%	Fecal		CFU/100 mL	200	-	114,002.8
5439000	9/17/2019	282	282	0.0826	23.30	546	4.6279%	Fecal		CFU/100 mL	200	-	114,002.8
5439000	4/25/2013	281	281	0.0826	23.21	554	4.6957%	Fecal		CFU/100 mL	200	-	113,598.5
5439000	6/24/2018	281	281	0.0826	23.21	554	4.6957%	Fecal		CFU/100 mL	200	-	113,598.5
5439000	6/25/1996	280	280	0.0826	23.13	556	4.7127%	Fecal		CFU/100 mL	200	-	113,194.3
5439000	2/12/1999	280	280	0.0826	23.13	556	4.7127%	Fecal		CFU/100 mL	200	-	113,194.3
5439000	8/31/2007	280	280	0.0826	23.13	556	4.7127%	Fecal		CFU/100 mL	200	-	113,194.3
5439000	7/4/2014	280	280	0.0826	23.13	556	4.7127%	Fecal		CFU/100 mL	200	-	113,194.3
5439000	4/16/2017	280	280	0.0826	23.13	556	4.7127%	Fecal		CFU/100 mL	200	-	113,194.3
5439000	5/21/2020	280	280	0.0826	23.13	556	4.7127%	Fecal		CFU/100 mL	200	-	113,194.3
5439000	5/16/2004	279	279	0.0826	23.05	562	4.7635%	Fecal		CFU/100 mL	200	-	112,790.0
5439000	11/24/1992	278	278	0.0826	22.97	563	4.7720%	Fecal		CFU/100 mL	200	-	112,385.7
5439000	6/20/1996	278	278	0.0826	22.97	563	4.7720%	Fecal		CFU/100 mL	200	-	112,385.7
5439000	9/20/2008	278	278	0.0826	22.97	563	4.7720%	Fecal		CFU/100 mL	200	-	112,385.7
5439000	12/17/2015	278	278	0.0826	22.97	563	4.7720%	Fecal		CFU/100 mL	200	-	112,385.7
5439000	2/25/2018	278	278	0.0826	22.97	563	4.7720%	Fecal		CFU/100 mL	200	-	112,385.7
5439000	2/25/2019	278	278	0.0826	22.97	563	4.7720%	Fecal		CFU/100 mL	200	-	112,385.7
5439000	4/22/1993	277	277	0.0826	22.88	569	4.8229%	Fecal		CFU/100 mL	200	-	111,981.5
5439000	3/18/2014	277	277	0.0826	22.88	569	4.8229%	Fecal		CFU/100 mL	200	-	111,981.5
5439000	3/20/2014	277	277	0.0826	22.88	569	4.8229%	Fecal		CFU/100 mL	200	-	111,981.5
5439000	5/31/1991	276	276	0.0826	22.80	572	4.8483%	Fecal		CFU/100 mL	200	-	111,577.2
5439000	5/17/2016	276	276	0.0826	22.80	572	4.8483%	Fecal		CFU/100 mL	200	-	111,577.2
5439000	10/30/2019	276	276	0.0826	22.80	572	4.8483%	Fecal		CFU/100 mL	200	-	111,577.2
5439000	5/6/2019	275	275	0.0826	22.72	575	4.8737%	Fecal		CFU/100 mL	200	-	111,172.9

Gage ID	Date	Discharge (CFS)	Gage Discharge (less Surrogate NPDES) (CFS)	Watershed Area Ratio	Calculated flow (CFS)	Rank	Flow Exceedance %	Parameter	Results	Units (mg or micro_gram	Limit/Standard	Actual Load (million colonies/day)	Allowable Load (million colonies/day)
5439000	4/18/1998	274	274	0.0826	22.63	576	4.8822%	Fecal		CFU/100 mL	200	-	110,768.7
5439000	5/15/2002	274	274	0.0826	22.63	576	4.8822%	Fecal		CFU/100 mL	200	-	110,768.7
5439000	1/26/2010	274	274	0.0826	22.63	576	4.8822%	Fecal		CFU/100 mL	200	-	110,768.7
5439000	4/27/2011	274	274	0.0826	22.63	576	4.8822%	Fecal		CFU/100 mL	200	-	110,768.7
5439000	3/20/1991	273	273	0.0826	22.55	580	4.9161%	Fecal		CFU/100 mL	200	-	110,364.4
5439000	6/19/2014	273	273	0.0826	22.55	580	4.9161%	Fecal		CFU/100 mL	200	-	110,364.4
5439000	5/12/1990	272	272	0.0826	22.47	582	4.9330%	Fecal		CFU/100 mL	200	-	109,960.2
5439000	11/2/2009	272	272	0.0826	22.47	582	4.9330%	Fecal		CFU/100 mL	200	-	109,960.2
5439000	12/1/2015	272	272	0.0826	22.47	582	4.9330%	Fecal		CFU/100 mL	200	-	109,960.2
5439000	1/24/1993	271	271	0.0826	22.39	585	4.9585%	Fecal		CFU/100 mL	200	-	109,555.9
5439000	3/1/2007	271	271	0.0826	22.39	585	4.9585%	Fecal		CFU/100 mL	200	-	109,555.9
5439000	1/10/2008	271	271	0.0826	22.39	585	4.9585%	Fecal		CFU/100 mL	200	-	109,555.9
5439000	3/25/2022	153	153	0.1459	22.33	588	4.9839%	Fecal		CFU/100 mL	200	-	109,265.9
5439000	5/1/2003	270	270	0.0826	22.30	589	4.9924%	Fecal		CFU/100 mL	200	-	109,151.6
5439000	12/31/2015	270	270	0.0826	22.30	589	4.9924%	Fecal		CFU/100 mL	200	-	109,151.6
5439000	3/8/1993	269	269	0.0826	22.22	591	5.0093%	Fecal		CFU/100 mL	200	-	108,747.4
5439000	6/13/1998	269	269	0.0826	22.22	591	5.0093%	Fecal		CFU/100 mL	200	-	108,747.4
5439000	7/3/2000	269	269	0.0826	22.22	591	5.0093%	Fecal		CFU/100 mL	200	-	108,747.4
5439000	3/13/2009	269	269	0.0826	22.22	591	5.0093%	Fecal		CFU/100 mL	200	-	108,747.4
5439000	3/6/2011	269	269	0.0826	22.22	591	5.0093%	Fecal		CFU/100 mL	200	-	108,747.4
5439000	10/23/2009	268	268	0.0826	22.14	596	5.0517%	Fecal		CFU/100 mL	200	-	108,343.1
5439000	6/13/2011	268	268	0.0826	22.14	596	5.0517%	Fecal		CFU/100 mL	200	-	108,343.1
5439000	5/7/2015	268	268	0.0826	22.14	596	5.0517%	Fecal		CFU/100 mL	200	-	108,343.1
5439000	11/30/1990	267	267	0.0826	22.06	599	5.0771%	Fecal		CFU/100 mL	200	-	107,938.8
5439000	3/2/1991	267	267	0.0826	22.06	599	5.0771%	Fecal		CFU/100 mL	200	-	107,938.8
5439000	5/16/2002	267	267	0.0826	22.06	599	5.0771%	Fecal		CFU/100 mL	200	-	107,938.8
5439000	5/20/2004	267	267	0.0826	22.06	599	5.0771%	Fecal		CFU/100 mL	200	-	107,938.8
5439000	4/14/2008	267	267	0.0826	22.06	599	5.0771%	Fecal		CFU/100 mL	200	-	107,938.8
5439000	2/24/2018	267	267	0.0826	22.06	599	5.0771%	Fecal		CFU/100 mL	200	-	107,938.8
5439000	5/1/2020	267	267	0.0826	22.06	599	5.0771%	Fecal		CFU/100 mL	200	-	107,938.8
5439000	5/27/1995	266	266	0.0826	21.97	606	5.1365%	Fecal		CFU/100 mL	200	-	107,534.6
5439000	12/29/2009	266	266	0.0826	21.97	606	5.1365%	Fecal		CFU/100 mL	200	-	107,534.6
5439000	6/29/2013	266	266	0.0826	21.97	606	5.1365%	Fecal		CFU/100 mL	200	-	107,534.6
5439000	12/2/2015	266	266	0.0826	21.97	606	5.1365%	Fecal		CFU/100 mL	200	-	107,534.6
5439000	5/14/2020	266	266	0.0826	21.97	606	5.1365%	Fecal		CFU/100 mL	200	-	107,534.6
5439000	2/25/1997	265	265	0.0826	21.89	611	5.1788%	Fecal		CFU/100 mL	200	-	107,130.3
5439000	3/6/2004	265	265	0.0826	21.89	611	5.1788%	Fecal		CFU/100 mL	200	-	107,130.3
5439000	4/21/2011	265	265	0.0826	21.89	611	5.1788%	Fecal		CFU/100 mL	200	-	107,130.3
5439000	1/26/1999	264	264	0.0826	21.81	614	5.2043%	Fecal		CFU/100 mL	200	-	106,726.0
5439000	6/6/2001	264	264	0.0826	21.81	614	5.2043%	Fecal		CFU/100 mL	200	-	106,726.0
5439000	4/23/2011	263	263	0.0826	21.73	616	5.2212%	Fecal		CFU/100 mL	200	-	106,321.8
5439000	6/2/2019	263	263	0.0826	21.73	616	5.2212%	Fecal		CFU/100 mL	200	-	106,321.8
5439000	11/3/2019	263	263	0.0826	21.73	616	5.2212%	Fecal		CFU/100 mL	200	-	106,321.8
5439000	3/12/2021	263	263	0.0826	21.73	616	5.2212%	Fecal		CFU/100 mL	200	-	106,321.8
5439000	3/25/2007	262	262	0.0826	21.64	620	5.2551%	Fecal		CFU/100 mL	200	-	105,917.5
5439000	3/29/2009	262	262	0.0826	21.64	620	5.2551%	Fecal		CFU/100 mL	200	-	105,917.5
5439000	5/13/1990	261	261	0.0826	21.56	622	5.2721%	Fecal		CFU/100 mL	200	-	105,513.2
5439000	7/30/1996	261	261	0.0826	21.56	622	5.2721%	Fecal		CFU/100 mL	200	-	105,513.2
5439000	3/10/2011	261	261	0.0826	21.56	622	5.2721%	Fecal		CFU/100 mL	200	-	105,513.2
5439000	4/26/2011	261	261	0.0826	21.56	622	5.2721%	Fecal		CFU/100 mL	200	-	105,513.2
5439000	5/7/2019	261	261	0.0826	21.56	622	5.2721%	Fecal		CFU/100 mL	200	-	105,513.2
5439000	6/4/1995	260	260	0.0826	21.48	627	5.3145%	Fecal		CFU/100 mL	200	-	105,109.0
5439000	6/12/1999	260	260	0.0826	21.48	627	5.3145%	Fecal		CFU/100 mL	200	-	105,109.0
5439000	6/4/2004	260	260	0.0826	21.48	627	5.3145%	Fecal		CFU/100 mL	200	-	105,109.0
5439000	6/28/2013	260	260	0.0826	21.48	627	5.3145%	Fecal		CFU/100 mL	200	-	105,109.0
5439000	6/26/2018	260	260	0.0826	21.48	627	5.3145%	Fecal		CFU/100 mL	200	-	105,109.0
5439000	6/2/2000	259	259	0.0826	21.40	632	5.3568%	Fecal		CFU/100 mL	200	-	104,704.7
5439000	4/21/2009	259	259	0.0826	21.40	632	5.3568%	Fecal		CFU/100 mL	200	-	104,704.7
5439000	12/18/1992	258	258	0.0826	21.31	634	5.3738%	Fecal		CFU/100 mL	200	-	104,300.4
5439000	4/28/2007	258	258	0.0826	21.31	634	5.3738%	Fecal		CFU/100 mL	200	-	104,300.4
5439000	5/26/2008	258	258	0.0826	21.31	634	5.3738%	Fecal		CFU/100 mL	200	-	104,300.4
5439000	4/11/2013	258	258	0.0826	21.31	634	5.3738%	Fecal		CFU/100 mL	200	-	104,300.4
5439000	10/16/2017	258	258	0.0826	21.31	634	5.3738%	Fecal		CFU/100 mL	200	-	104,300.4
5439000	7/1/2021	258	258	0.0826	21.31	634	5.3738%	Fecal		CFU/100 mL	200	-	104,300.4
5439000	11/27/1992	257	257	0.0826	21.23	640	5.4246%	Fecal		CFU/100 mL	200	-	103,896.2
5439000	7/25/1993	257	257	0.0826	21.23	640	5.4246%	Fecal		CFU/100 mL	200	-	103,896.2
5439000	3/14/2007	257	257	0.0826	21.23	640	5.4246%	Fecal		CFU/100 mL	200	-	103,896.2
5439000	8/10/2007	257	257	0.0826	21.23	640	5.4246%	Fecal		CFU/100 mL	200	-	103,896.2
5439000	5/11/2015	257	257	0.0826	21.23	640	5.4246%	Fecal		CFU/100 mL	200	-	103,896.2
5439000	6/2/1991	256	256	0.0826	21.15	645	5.4670%	Fecal		CFU/100 mL	200	-	103,491.9
5439000	3/29/1993	256	256	0.0826	21.15	645	5.4670%	Fecal		CFU/100 mL	200	-	103,491.9
5439000	7/11/2000	256	256	0.0826	21.15	645	5.4670%	Fecal		CFU/100 mL	200	-	103,491.9
5439000	10/31/2019	255	255	0.0826	21.07	648	5.4925%	Fecal		CFU/100 mL	200	-	103,087.6
5439000	4/1/2020	255	255	0.0826	21.07	648	5.4925%	Fecal		CFU/100 mL	200	-	103,087.6
5439000	4/11/1995	254	254	0.0826	20.98	650	5.5094%	Fecal		CFU/100 mL	200	-	102,683.4
5439000	5/24/1996	254	254	0.0826	20.98	650	5.5094%	Fecal		CFU/100 mL	200	-	102,683.4
5439000	2/2/1999	254	254	0.0826	20.98	650	5.5094%	Fecal		CFU/100 mL	200	-	102,683.4
5439000	4/28/1995	253	253	0.0826	20.90	653	5.5348%	Fecal		CFU/100 mL	200	-	102,279.1
5439000	7/24/1996	253	253	0.0826	20.90	653	5.5348%	Fecal		CFU/100 mL	200	-	102,279.1
5439000	4/10/1998	253	253	0.0826	20.90	653	5.5348%	Fecal		CFU/100 mL	200	-	102,279.1
5439000	6/13/2004	253	253	0.0826	20.90	653	5.5348%	Fecal		CFU/100 mL	200	-	102,279.1
5439000	3/21/2007	253	253	0.0826	20.90	653	5.5348%	Fecal		CFU/100 mL	200	-	102,279.1
5439000	5/8/2012	253	253	0.0826	20.90	653	5.5348%	Fecal		CFU/100 mL	200	-	102,279.1
5439000	4/17/2013	253	253	0.0826	20.90	653	5.5348%	Fecal		CFU/100 mL	200	-	102,279.1
5439000	3/17/2019	253	253	0.0826	20.90	653	5.5348%	Fecal		CFU/100 mL	200	-	102,279.1
5439000	5/30/1995	252	252	0.0826	20.82	661	5.6026%	Fecal		CFU/100 mL	200	-	101,874.8
5439000	2/26/1997	252	252	0.0826	20.82	661	5.6026%	Fecal		CFU/100 mL	200	-	101,874.8
5439000	5/11/1998	252	252	0.0826	20.82	661	5.6026%	Fecal		CFU/100 mL	200	-	101,874.8
5439000	4/6/2010	252	252	0.0826	20.82	661	5.6026%	Fecal		CFU/100 mL	200	-	101,874.8
5439000	10/25/2017	252	252	0.0826	20.82	661	5.6026%	Fecal		CFU/100 mL	200	-	101,874.8
5439000	3/17/1990	251	251	0.0826	20.73	666	5.6450%	Fecal		CFU/100 mL	200	-	101,470.6
5439000	4/13/1995	251	251	0.0826	20.73	666	5.6450%	Fecal		CFU/100 mL	200	-	101,470.6
5439000	11/12/1995	251	251	0.0826	20.73	666	5.6450%	Fecal		CFU/100 mL	200	-	101,470.6
5439000	6/28/2018	251	251	0.0826	20.73	666	5.6450%	Fecal		CFU/100 mL	200	-	101,470.6
5439000	4/9/2022	142	142	0.1459	20.72	670	5.6789%	Fecal		CFU/100 mL	200	-	101,410.2
5439000	11/25/1992	250	250	0.0826	20.65	671	5.6874%	Fecal		CFU/100 mL	200	-	101,066.3
5439000	8/9/1996	250	250	0.0826	20.65	671	5.6874%	Fecal		CFU/100 mL	200	-	101,066.3
5439000	5/26/2004	250	250	0.0826	20.65	671	5.6874%	Fecal		CFU/100 mL	200	-	101,066.3
5439000	4/14/2022	141	141	0.1459	20.58	674	5.7128%	Fecal		CFU/100 mL	200	-	100,696.0
5439000	6/29/1990	249	249	0.0826	20.57	675	5.7213%	Fecal		CFU/100 mL	200	-	100,662.1
5439000	3/29/1991	249	249	0.0826	20.57	675	5.7213%	Fecal		CFU/100 mL	200	-	100,662.1
5439000	5/10/1996	249	249	0.0826	20.57	675	5.7213%	Fecal		CFU/100 mL	200	-	100,662.1
5439000	7/10/2000	249	249	0.0826	20.57	675	5.7213%	Fecal		CFU/100 mL	200	-	100,662.1
5439000	6/9/2008	249	249	0.0826	20.57	675	5.7213%	Fecal		CFU/100 mL	200	-	100,662.1
5439000	3/21/2014	249	249	0.0826	20.57	675	5.7213%	Fecal		CFU/100 mL	200	-	100,662.1
5439000	3/12/2019	249	249	0.0826	20.57	675	5.7213%	Fecal		CFU/100 mL	200	-	100,662.1
5439000	6/10/1998	248	248	0.0826	20.49	682	5.7806%	Fecal		CFU/100 mL	200	-	100,257.8
5439000	3/4/2007	248	248	0.0826	20.49	682	5.7806%	Fecal		CFU/100 mL	200	-	100,257.8
5439000	5/8/2019	248	248	0.0826	20.49	682	5.7806%	Fecal		CFU/100 mL	200	-	100,257.8
5439000	5/25/2019	247	247	0.0826	20.40	685	5.8061%	Fecal		CFU/100 mL	200	-	99,853.5
5439000	11/1/2019	247	247	0.0826	20.40	685	5.8061%	Fecal		CFU/100 mL	200	-	99,853.5
5439000	11/9/1994	246	246	0.0826	20.32	687	5.8230%	Fecal		CFU/100 mL	200	-	99,449.3
5439000	4/29/1999	246	246	0.0826	20.32	687	5.8230%	Fecal		CFU/100 mL	200	-	99,449.3
5439000	4/7/2010	246	246	0.0826	20.32	687	5.8230%	Fecal		CFU/100 mL	200	-	99,449.3
5439000	5/28/2011	246	246	0.0826	20.32	687	5.8230%	Fecal		CFU/100 mL	200	-	99,449.3

Gage ID	Date	Discharge (CFS)	Gage Discharge (less Surrogate NPDES) (CFS)	Watershed Area Ratio	Calculated flow (CFS)	Rank	Flow Exceedance %	Parameter	Results	Units (mg or micro_gram	Limit/Standard	Actual Load (million colonies/day)	Allowable Load (million colonies/day)
5439000	9/25/2019	246	246	0.0826	20.32	687	5.8230%	Fecal		CFU/100 mL	200	-	99,449.3
5439000	6/5/1996	245	245	0.0826	20.24	692	5.8654%	Fecal		CFU/100 mL	200	-	99,045.0
5439000	2/14/2005	245	245	0.0826	20.24	692	5.8654%	Fecal		CFU/100 mL	200	-	99,045.0
5439000	12/25/2015	245	245	0.0826	20.24	692	5.8654%	Fecal		CFU/100 mL	200	-	99,045.0
5439000	5/20/2019	245	245	0.0826	20.24	692	5.8654%	Fecal		CFU/100 mL	200	-	99,045.0
5439000	8/4/2010	244	244	0.0826	20.16	696	5.8993%	Fecal		CFU/100 mL	200	-	98,640.7
5439000	6/28/2021	244	244	0.0826	20.16	696	5.8993%	Fecal		CFU/100 mL	200	-	98,640.7
5439000	4/22/2000	243	243	0.0826	20.07	698	5.9163%	Fecal		CFU/100 mL	200	-	98,236.5
5439000	3/15/2008	243	243	0.0826	20.07	698	5.9163%	Fecal		CFU/100 mL	200	-	98,236.5
5439000	6/18/1993	242	242	0.0826	19.99	700	5.9332%	Fecal		CFU/100 mL	200	-	97,832.2
5439000	7/21/1993	242	242	0.0826	19.99	700	5.9332%	Fecal		CFU/100 mL	200	-	97,832.2
5439000	3/14/2015	242	242	0.0826	19.99	700	5.9332%	Fecal		CFU/100 mL	200	-	97,832.2
5439000	1/8/2019	242	242	0.0826	19.99	700	5.9332%	Fecal		CFU/100 mL	200	-	97,832.2
5439000	4/17/1991	241	241	0.0826	19.91	704	5.9671%	Fecal		CFU/100 mL	200	-	97,427.9
5439000	6/9/1996	241	241	0.0826	19.91	704	5.9671%	Fecal		CFU/100 mL	200	-	97,427.9
5439000	10/7/2019	241	241	0.0826	19.91	704	5.9671%	Fecal	108	CFU/100 mL	200	52,611	97,427.9
5439000	10/19/1998	240	240	0.0826	19.83	707	5.9925%	Fecal		CFU/100 mL	200	-	97,023.7
5439000	5/12/2010	240	240	0.0826	19.83	707	5.9925%	Fecal		CFU/100 mL	200	-	97,023.7
5439000	5/12/2019	240	240	0.0826	19.83	707	5.9925%	Fecal		CFU/100 mL	200	-	97,023.7
5439000	6/2/1995	239	239	0.0826	19.74	710	6.0180%	Fecal		CFU/100 mL	200	-	96,619.4
5439000	10/24/2009	239	239	0.0826	19.74	710	6.0180%	Fecal		CFU/100 mL	200	-	96,619.4
5439000	6/27/2021	239	239	0.0826	19.74	710	6.0180%	Fecal		CFU/100 mL	200	-	96,619.4
5439000	6/17/2000	238	238	0.0826	19.66	713	6.0434%	Fecal		CFU/100 mL	200	-	96,215.1
5439000	2/28/2001	238	238	0.0826	19.66	713	6.0434%	Fecal		CFU/100 mL	200	-	96,215.1
5439000	3/9/2007	238	238	0.0826	19.66	713	6.0434%	Fecal		CFU/100 mL	200	-	96,215.1
5439000	4/3/2009	238	238	0.0826	19.66	713	6.0434%	Fecal		CFU/100 mL	200	-	96,215.1
5439000	12/14/2011	238	238	0.0826	19.66	713	6.0434%	Fecal		CFU/100 mL	200	-	96,215.1
5439000	6/30/2014	238	238	0.0826	19.66	713	6.0434%	Fecal		CFU/100 mL	200	-	96,215.1
5439000	6/12/1993	237	237	0.0826	19.58	719	6.0943%	Fecal		CFU/100 mL	200	-	95,810.9
5439000	4/23/1998	237	237	0.0826	19.58	719	6.0943%	Fecal		CFU/100 mL	200	-	95,810.9
5439000	4/10/2002	237	237	0.0826	19.58	719	6.0943%	Fecal		CFU/100 mL	200	-	95,810.9
5439000	3/16/2010	237	237	0.0826	19.58	719	6.0943%	Fecal		CFU/100 mL	200	-	95,810.9
5439000	3/16/2013	237	237	0.0826	19.58	719	6.0943%	Fecal		CFU/100 mL	200	-	95,810.9
5439000	1/22/1993	236	236	0.0826	19.50	724	6.1366%	Fecal		CFU/100 mL	200	-	95,406.6
5439000	6/9/2002	236	236	0.0826	19.50	724	6.1366%	Fecal		CFU/100 mL	200	-	95,406.6
5439000	6/14/2009	236	236	0.0826	19.50	724	6.1366%	Fecal		CFU/100 mL	200	-	95,406.6
5439000	3/9/2010	236	236	0.0826	19.50	724	6.1366%	Fecal		CFU/100 mL	200	-	95,406.6
5439000	6/23/2015	236	236	0.0826	19.50	724	6.1366%	Fecal		CFU/100 mL	200	-	95,406.6
5439000	5/3/2016	236	236	0.0826	19.50	724	6.1366%	Fecal		CFU/100 mL	200	-	95,406.6
5439000	4/3/2017	236	236	0.0826	19.50	724	6.1366%	Fecal		CFU/100 mL	200	-	95,406.6
5439000	4/8/2017	236	236	0.0826	19.50	724	6.1366%	Fecal		CFU/100 mL	200	-	95,406.6
5439000	3/21/1991	235	235	0.0826	19.41	732	6.2044%	Fecal		CFU/100 mL	200	-	95,002.3
5439000	3/26/1991	235	235	0.0826	19.41	732	6.2044%	Fecal		CFU/100 mL	200	-	95,002.3
5439000	1/1/1993	235	235	0.0826	19.41	732	6.2044%	Fecal		CFU/100 mL	200	-	95,002.3
5439000	3/6/2008	235	235	0.0826	19.41	732	6.2044%	Fecal		CFU/100 mL	200	-	95,002.3
5439000	3/31/2008	235	235	0.0826	19.41	732	6.2044%	Fecal		CFU/100 mL	200	-	95,002.3
5439000	1/2/2009	235	235	0.0826	19.41	732	6.2044%	Fecal		CFU/100 mL	200	-	95,002.3
5439000	5/5/2017	235	235	0.0826	19.41	732	6.2044%	Fecal		CFU/100 mL	200	-	95,002.3
5439000	3/6/2021	235	235	0.0826	19.41	732	6.2044%	Fecal		CFU/100 mL	200	-	95,002.3
5439000	3/20/1998	234	234	0.0826	19.33	740	6.2722%	Fecal		CFU/100 mL	200	-	94,598.1
5439000	2/3/1999	234	234	0.0826	19.33	740	6.2722%	Fecal		CFU/100 mL	200	-	94,598.1
5439000	6/23/2009	234	234	0.0826	19.33	740	6.2722%	Fecal		CFU/100 mL	200	-	94,598.1
5439000	11/12/1992	233	233	0.0826	19.25	743	6.2977%	Fecal		CFU/100 mL	200	-	94,193.8
5439000	11/10/1994	233	233	0.0826	19.25	743	6.2977%	Fecal		CFU/100 mL	200	-	94,193.8
5439000	1/11/2008	233	233	0.0826	19.25	743	6.2977%	Fecal		CFU/100 mL	200	-	94,193.8
5439000	6/13/2009	233	233	0.0826	19.25	743	6.2977%	Fecal		CFU/100 mL	200	-	94,193.8
5439000	12/9/1991	232	232	0.0826	19.17	747	6.3316%	Fecal		CFU/100 mL	200	-	93,789.5
5439000	3/23/1994	232	232	0.0826	19.17	747	6.3316%	Fecal		CFU/100 mL	200	-	93,789.5
5439000	5/12/2015	232	232	0.0826	19.17	747	6.3316%	Fecal		CFU/100 mL	200	-	93,789.5
5439000	5/12/1995	231	231	0.0826	19.08	750	6.3570%	Fecal		CFU/100 mL	200	-	93,385.3
5439000	3/4/1997	231	231	0.0826	19.08	750	6.3570%	Fecal		CFU/100 mL	200	-	93,385.3
5439000	4/27/1999	231	231	0.0826	19.08	750	6.3570%	Fecal		CFU/100 mL	200	-	93,385.3
5439000	4/2/2008	231	231	0.0826	19.08	750	6.3570%	Fecal		CFU/100 mL	200	-	93,385.3
5439000	6/25/2021	231	231	0.0826	19.08	750	6.3570%	Fecal		CFU/100 mL	200	-	93,385.3
5439000	3/30/1993	230	230	0.0826	19.00	755	6.3994%	Fecal		CFU/100 mL	200	-	92,981.0
5439000	4/6/1993	230	230	0.0826	19.00	755	6.3994%	Fecal		CFU/100 mL	200	-	92,981.0
5439000	4/23/1993	230	230	0.0826	19.00	755	6.3994%	Fecal		CFU/100 mL	200	-	92,981.0
5439000	6/6/1996	230	230	0.0826	19.00	755	6.3994%	Fecal		CFU/100 mL	200	-	92,981.0
5439000	1/7/1998	230	230	0.0826	19.00	755	6.3994%	Fecal		CFU/100 mL	200	-	92,981.0
5439000	3/15/2013	230	230	0.0826	19.00	755	6.3994%	Fecal		CFU/100 mL	200	-	92,981.0
5439000	7/2/2013	230	230	0.0826	19.00	755	6.3994%	Fecal		CFU/100 mL	200	-	92,981.0
5439000	4/17/2017	230	230	0.0826	19.00	755	6.3994%	Fecal		CFU/100 mL	200	-	92,981.0
5439000	5/13/2017	230	230	0.0826	19.00	755	6.3994%	Fecal		CFU/100 mL	200	-	92,981.0
5439000	4/11/1993	229	229	0.0826	18.92	764	6.4757%	Fecal		CFU/100 mL	200	-	92,576.7
5439000	6/16/1999	229	229	0.0826	18.92	764	6.4757%	Fecal		CFU/100 mL	200	-	92,576.7
5439000	5/5/2003	229	229	0.0826	18.92	764	6.4757%	Fecal		CFU/100 mL	200	-	92,576.7
5439000	12/22/2006	229	229	0.0826	18.92	764	6.4757%	Fecal		CFU/100 mL	200	-	92,576.7
5439000	6/30/1990	228	228	0.0826	18.83	768	6.5096%	Fecal		CFU/100 mL	200	-	92,172.5
5439000	2/6/1993	228	228	0.0826	18.83	768	6.5096%	Fecal		CFU/100 mL	200	-	92,172.5
5439000	2/19/2008	228	228	0.0826	18.83	768	6.5096%	Fecal		CFU/100 mL	200	-	92,172.5
5439000	6/19/2010	228	228	0.0826	18.83	768	6.5096%	Fecal		CFU/100 mL	200	-	92,172.5
5439000	8/5/2010	228	228	0.0826	18.83	768	6.5096%	Fecal		CFU/100 mL	200	-	92,172.5
5439000	3/9/2011	228	228	0.0826	18.83	768	6.5096%	Fecal		CFU/100 mL	200	-	92,172.5
5439000	4/28/2011	228	228	0.0826	18.83	768	6.5096%	Fecal		CFU/100 mL	200	-	92,172.5
5439000	5/17/2011	228	228	0.0826	18.83	768	6.5096%	Fecal		CFU/100 mL	200	-	92,172.5
5439000	6/3/2011	228	228	0.0826	18.83	768	6.5096%	Fecal		CFU/100 mL	200	-	92,172.5
5439000	6/17/1993	227	227	0.0826	18.75	777	6.5859%	Fecal		CFU/100 mL	200	-	91,768.2
5439000	6/22/1993	227	227	0.0826	18.75	777	6.5859%	Fecal		CFU/100 mL	200	-	91,768.2
5439000	5/11/1996	227	227	0.0826	18.75	777	6.5859%	Fecal		CFU/100 mL	200	-	91,768.2
5439000	4/26/1999	227	227	0.0826	18.75	777	6.5859%	Fecal		CFU/100 mL	200	-	91,768.2
5439000	2/13/2001	227	227	0.0826	18.75	777	6.5859%	Fecal		CFU/100 mL	200	-	91,768.2
5439000	5/18/2002	227	227	0.0826	18.75	777	6.5859%	Fecal		CFU/100 mL	200	-	91,768.2
5439000	7/14/2008	227	227	0.0826	18.75	777	6.5859%	Fecal		CFU/100 mL	200	-	91,768.2
5439000	5/7/2012	227	227	0.0826	18.75	777	6.5859%	Fecal		CFU/100 mL	200	-	91,768.2
5439000	4/5/2022	128	128	0.1459	18.68	785	6.6537%	Fecal		CFU/100 mL	200	-	91,412.0
5439000	4/2/1998	226	226	0.0826	18.67	786	6.6621%	Fecal		CFU/100 mL	200	-	91,364.0
5439000	1/27/1999	226	226	0.0826	18.67	786	6.6621%	Fecal		CFU/100 mL	200	-	91,364.0
5439000	6/13/2018	226	226	0.0826	18.67	786	6.6621%	Fecal		CFU/100 mL	200	-	91,364.0
5439000	12/7/1998	225	225	0.0826	18.59	789	6.6876%	Fecal		CFU/100 mL	200	-	90,959.7
5439000	2/14/2001	225	225	0.0826	18.59	789	6.6876%	Fecal		CFU/100 mL	200	-	90,959.7
5439000	9/1/2007	225	225	0.0826	18.59	789	6.6876%	Fecal		CFU/100 mL	200	-	90,959.7
5439000	2/13/2009	225	225	0.0826	18.59	789	6.6876%	Fecal		CFU/100 mL	200	-	90,959.7
5439000	5/27/2009	225	225	0.0826	18.59	789	6.6876%	Fecal		CFU/100 mL	200	-	90,959.7
5439000	6/10/2009	225	225	0.0826	18.59	789	6.6876%	Fecal		CFU/100 mL	200	-	90,959.7
5439000	11/20/2015	225	225	0.0826	18.59	789	6.6876%	Fecal		CFU/100 mL	200	-	90,959.7
5439000	11/29/2015	225	225	0.0826	18.59	789	6.6876%	Fecal		CFU/100 mL	200	-	90,959.7
5439000	7/25/1996	224	224	0.0826	18.50	797	6.7554%	Fecal		CFU/100 mL	200	-	90,555.4
5439000	2/26/2000	224	224	0.0826	18.50	797	6.7554%	Fecal		CFU/100 mL	200	-	90,555.4
5439000	5/14/2003	224	224	0.0826	18.50	797	6.7554%	Fecal		CFU/100 mL	200	-	90,555.4
5439000	3/15/2007	224	224	0.0826	18.50	797	6.7554%	Fecal		CFU/100 mL	200	-	90,555.4
5439000	4/22/2011	224	224	0.0826	18.50	797	6.7554%	Fecal		CFU/100 mL	200	-	90,555.4
5439000	4/26/2013	224	224	0.0826	18.50	797	6.7554%	Fecal		CFU/100 mL	200	-	90,555.4
5439000	3/11/2020	224	224	0.0826	18.50	797	6.7554%	Fecal		CFU/100 mL	200	-	90,555.4
5439000	5/30/1991	223	223	0.0826	18.42	804	6.8147%	Fecal		CFU/100 mL	200	-	90,151.2
5439000	3/9/1998	223	223	0.0826	18.42	804	6.8147%	Fecal		CFU/100 mL	200	-	90,151.2

Gage ID	Date	Discharge (CFS)	Gage Discharge (less Surrogate NPDES) (CFS)	Watershed Area Ratio	Calculated flow (CFS)	Rank	Flow Exceedance %	Parameter	Results	Units (mg or micro_gram	Limit/Standard	Actual Load (million colonies/day)	Allowable Load (million colonies/day)
5439000	1/1/2011	223	223	0.0826	18.42	804	6.8147%	Fecal		CFU/100 mL	200	-	90,151.2
5439000	3/9/1993	222	222	0.0826	18.34	807	6.8401%	Fecal		CFU/100 mL	200	-	89,746.9
5439000	3/17/1999	222	222	0.0826	18.34	807	6.8401%	Fecal		CFU/100 mL	200	-	89,746.9
5439000	2/15/2001	222	222	0.0826	18.34	807	6.8401%	Fecal		CFU/100 mL	200	-	89,746.9
5439000	5/17/2009	222	222	0.0826	18.34	807	6.8401%	Fecal		CFU/100 mL	200	-	89,746.9
5439000	5/22/2020	222	222	0.0826	18.34	807	6.8401%	Fecal		CFU/100 mL	200	-	89,746.9
5439000	1/23/1993	221	221	0.0826	18.26	812	6.8825%	Fecal		CFU/100 mL	200	-	89,342.6
5439000	5/5/1993	221	221	0.0826	18.26	812	6.8825%	Fecal		CFU/100 mL	200	-	89,342.6
5439000	9/14/1993	221	221	0.0826	18.26	812	6.8825%	Fecal		CFU/100 mL	200	-	89,342.6
5439000	5/15/1999	221	221	0.0826	18.26	812	6.8825%	Fecal		CFU/100 mL	200	-	89,342.6
5439000	9/21/2008	221	221	0.0826	18.26	812	6.8825%	Fecal		CFU/100 mL	200	-	89,342.6
5439000	3/27/2009	221	221	0.0826	18.26	812	6.8825%	Fecal		CFU/100 mL	200	-	89,342.6
5439000	2/18/2022	221	221	0.0826	18.26	812	6.8825%	Fecal		CFU/100 mL	200	-	89,342.6
5439000	12/30/1992	220	220	0.0826	18.17	819	6.9419%	Fecal		CFU/100 mL	200	-	88,938.4
5439000	9/29/1993	220	220	0.0826	18.17	819	6.9419%	Fecal		CFU/100 mL	200	-	88,938.4
5439000	3/18/1999	220	220	0.0826	18.17	819	6.9419%	Fecal		CFU/100 mL	200	-	88,938.4
5439000	4/27/2009	220	220	0.0826	18.17	819	6.9419%	Fecal		CFU/100 mL	200	-	88,938.4
5439000	7/24/2017	220	220	0.0826	18.17	819	6.9419%	Fecal		CFU/100 mL	200	-	88,938.4
5439000	5/11/2010	219	219	0.0826	18.09	824	6.9842%	Fecal		CFU/100 mL	200	-	88,534.1
5439000	3/22/2014	219	219	0.0826	18.09	824	6.9842%	Fecal		CFU/100 mL	200	-	88,534.1
5439000	7/1/1993	218	218	0.0826	18.01	826	7.0012%	Fecal		CFU/100 mL	200	-	88,129.8
5439000	2/24/2001	218	218	0.0826	18.01	826	7.0012%	Fecal		CFU/100 mL	200	-	88,129.8
5439000	3/19/2001	218	218	0.0826	18.01	826	7.0012%	Fecal		CFU/100 mL	200	-	88,129.8
5439000	7/13/2014	218	218	0.0826	18.01	826	7.0012%	Fecal		CFU/100 mL	200	-	88,129.8
5439000	11/26/2015	218	218	0.0826	18.01	826	7.0012%	Fecal		CFU/100 mL	200	-	88,129.8
5439000	3/25/2016	218	218	0.0826	18.01	826	7.0012%	Fecal		CFU/100 mL	200	-	88,129.8
5439000	5/22/2018	218	218	0.0826	18.01	826	7.0012%	Fecal		CFU/100 mL	200	-	88,129.8
5439000	12/5/2018	218	218	0.0826	18.01	826	7.0012%	Fecal		CFU/100 mL	200	-	88,129.8
5439000	2/6/1991	217	217	0.0826	17.93	834	7.0690%	Fecal		CFU/100 mL	200	-	87,725.6
5439000	7/26/1993	217	217	0.0826	17.93	834	7.0690%	Fecal		CFU/100 mL	200	-	87,725.6
5439000	6/11/1996	217	217	0.0826	17.93	834	7.0690%	Fecal		CFU/100 mL	200	-	87,725.6
5439000	6/5/2004	217	217	0.0826	17.93	834	7.0690%	Fecal		CFU/100 mL	200	-	87,725.6
5439000	7/11/2007	217	217	0.0826	17.93	834	7.0690%	Fecal		CFU/100 mL	200	-	87,725.6
5439000	12/29/2019	217	217	0.0826	17.93	834	7.0690%	Fecal		CFU/100 mL	200	-	87,725.6
5439000	2/23/1994	216	216	0.0826	17.84	840	7.1199%	Fecal		CFU/100 mL	200	-	87,321.3
5439000	3/20/2001	216	216	0.0826	17.84	840	7.1199%	Fecal		CFU/100 mL	200	-	87,321.3
5439000	12/23/2006	216	216	0.0826	17.84	840	7.1199%	Fecal		CFU/100 mL	200	-	87,321.3
5439000	3/26/2007	216	216	0.0826	17.84	840	7.1199%	Fecal		CFU/100 mL	200	-	87,321.3
5439000	2/26/2018	216	216	0.0826	17.84	840	7.1199%	Fecal		CFU/100 mL	200	-	87,321.3
5439000	6/28/1993	215	215	0.0826	17.76	845	7.1622%	Fecal		CFU/100 mL	200	-	86,917.0
5439000	5/18/2016	215	215	0.0826	17.76	845	7.1622%	Fecal		CFU/100 mL	200	-	86,917.0
5439000	11/29/2016	215	215	0.0826	17.76	845	7.1622%	Fecal		CFU/100 mL	200	-	86,917.0
5439000	1/21/2017	215	215	0.0826	17.76	845	7.1622%	Fecal		CFU/100 mL	200	-	86,917.0
5439000	4/4/2017	215	215	0.0826	17.76	845	7.1622%	Fecal		CFU/100 mL	200	-	86,917.0
5439000	1/12/2020	215	215	0.0826	17.76	845	7.1622%	Fecal		CFU/100 mL	200	-	86,917.0
5439000	1/16/1995	214	214	0.0826	17.68	851	7.2131%	Fecal		CFU/100 mL	200	-	86,512.8
5439000	4/19/1998	214	214	0.0826	17.68	851	7.2131%	Fecal		CFU/100 mL	200	-	86,512.8
5439000	3/10/2002	214	214	0.0826	17.68	851	7.2131%	Fecal		CFU/100 mL	200	-	86,512.8
5439000	5/17/2004	214	214	0.0826	17.68	851	7.2131%	Fecal		CFU/100 mL	200	-	86,512.8
5439000	5/27/2004	214	214	0.0826	17.68	851	7.2131%	Fecal		CFU/100 mL	200	-	86,512.8
5439000	3/14/2009	214	214	0.0826	17.68	851	7.2131%	Fecal		CFU/100 mL	200	-	86,512.8
5439000	12/30/2009	214	214	0.0826	17.68	851	7.2131%	Fecal		CFU/100 mL	200	-	86,512.8
5439000	4/24/2011	214	214	0.0826	17.68	851	7.2131%	Fecal		CFU/100 mL	200	-	86,512.8
5439000	6/15/2016	214	214	0.0826	17.68	851	7.2131%	Fecal		CFU/100 mL	200	-	86,512.8
5439000	3/19/2021	214	214	0.0826	17.68	851	7.2131%	Fecal		CFU/100 mL	200	-	86,512.8
5439000	3/17/1991	213	213	0.0826	17.60	861	7.2978%	Fecal		CFU/100 mL	200	-	86,108.5
5439000	6/21/1996	213	213	0.0826	17.60	861	7.2978%	Fecal		CFU/100 mL	200	-	86,108.5
5439000	5/6/1999	213	213	0.0826	17.60	861	7.2978%	Fecal		CFU/100 mL	200	-	86,108.5
5439000	5/7/1999	213	213	0.0826	17.60	861	7.2978%	Fecal		CFU/100 mL	200	-	86,108.5
5439000	12/13/2006	213	213	0.0826	17.60	861	7.2978%	Fecal		CFU/100 mL	200	-	86,108.5
5439000	12/10/2008	213	213	0.0826	17.60	861	7.2978%	Fecal		CFU/100 mL	200	-	86,108.5
5439000	5/13/2011	213	213	0.0826	17.60	861	7.2978%	Fecal		CFU/100 mL	200	-	86,108.5
5439000	12/22/2015	213	213	0.0826	17.60	861	7.2978%	Fecal		CFU/100 mL	200	-	86,108.5
5439000	6/5/2019	213	213	0.0826	17.60	861	7.2978%	Fecal		CFU/100 mL	200	-	86,108.5
5439000	5/4/1993	212	212	0.0826	17.51	870	7.3741%	Fecal		CFU/100 mL	200	-	85,704.2
5439000	5/3/2018	212	212	0.0826	17.51	870	7.3741%	Fecal		CFU/100 mL	200	-	85,704.2
5439000	5/14/1990	211	211	0.0826	17.43	872	7.3911%	Fecal		CFU/100 mL	200	-	85,300.0
5439000	6/28/1994	211	211	0.0826	17.43	872	7.3911%	Fecal		CFU/100 mL	200	-	85,300.0
5439000	5/13/1995	211	211	0.0826	17.43	872	7.3911%	Fecal		CFU/100 mL	200	-	85,300.0
5439000	7/9/2007	211	211	0.0826	17.43	872	7.3911%	Fecal		CFU/100 mL	200	-	85,300.0
5439000	5/17/2010	211	211	0.0826	17.43	872	7.3911%	Fecal		CFU/100 mL	200	-	85,300.0
5439000	5/8/2015	211	211	0.0826	17.43	872	7.3911%	Fecal		CFU/100 mL	200	-	85,300.0
5439000	1/2/2019	211	211	0.0826	17.43	872	7.3911%	Fecal		CFU/100 mL	200	-	85,300.0
5439000	11/14/1992	210	210	0.0826	17.35	879	7.4504%	Fecal		CFU/100 mL	200	-	84,895.7
5439000	11/28/1992	210	210	0.0826	17.35	879	7.4504%	Fecal		CFU/100 mL	200	-	84,895.7
5439000	1/2/2011	210	210	0.0826	17.35	879	7.4504%	Fecal		CFU/100 mL	200	-	84,895.7
5439000	4/12/2013	210	210	0.0826	17.35	879	7.4504%	Fecal		CFU/100 mL	200	-	84,895.7
5439000	2/22/2011	209	209	0.0826	17.27	883	7.4843%	Fecal		CFU/100 mL	200	-	84,491.4
5439000	6/14/2011	209	209	0.0826	17.27	883	7.4843%	Fecal		CFU/100 mL	200	-	84,491.4
5439000	6/25/2015	209	209	0.0826	17.27	883	7.4843%	Fecal		CFU/100 mL	200	-	84,491.4
5439000	12/27/2016	209	209	0.0826	17.27	883	7.4843%	Fecal		CFU/100 mL	200	-	84,491.4
5439000	2/25/2022	118	118	0.1459	17.22	887	7.5182%	Fecal		CFU/100 mL	200	-	84,270.4
5439000	7/22/2007	208	208	0.0826	17.18	888	7.5267%	Fecal		CFU/100 mL	200	-	84,087.2
5439000	4/28/2009	208	208	0.0826	17.18	888	7.5267%	Fecal		CFU/100 mL	200	-	84,087.2
5439000	12/17/2011	208	208	0.0826	17.18	888	7.5267%	Fecal		CFU/100 mL	200	-	84,087.2
5439000	12/1/1990	207	207	0.0826	17.10	891	7.5521%	Fecal		CFU/100 mL	200	-	83,682.9
5439000	3/20/1994	207	207	0.0826	17.10	891	7.5521%	Fecal		CFU/100 mL	200	-	83,682.9
5439000	4/20/1998	207	207	0.0826	17.10	891	7.5521%	Fecal		CFU/100 mL	200	-	83,682.9
5439000	4/15/2008	207	207	0.0826	17.10	891	7.5521%	Fecal		CFU/100 mL	200	-	83,682.9
5439000	11/3/2009	207	207	0.0826	17.10	891	7.5521%	Fecal		CFU/100 mL	200	-	83,682.9
5439000	2/11/2013	207	207	0.0826	17.10	891	7.5521%	Fecal		CFU/100 mL	200	-	83,682.9
5439000	7/5/2014	207	207	0.0826	17.10	891	7.5521%	Fecal		CFU/100 mL	200	-	83,682.9
5439000	5/9/2015	207	207	0.0826	17.10	891	7.5521%	Fecal		CFU/100 mL	200	-	83,682.9
5439000	4/1/2022	117	117	0.1459	17.07	899	7.6199%	Fecal		CFU/100 mL	200	-	83,556.3
5439000	3/18/1990	206	206	0.0826	17.02	900	7.6284%	Fecal		CFU/100 mL	200	-	83,278.6
5439000	3/7/1992	206	206	0.0826	17.02	900	7.6284%	Fecal		CFU/100 mL	200	-	83,278.6
5439000	6/10/1996	206	206	0.0826	17.02	900	7.6284%	Fecal		CFU/100 mL	200	-	83,278.6
5439000	3/3/2018	206	206	0.0826	17.02	900	7.6284%	Fecal		CFU/100 mL	200	-	83,278.6
5439000	11/4/2019	206	206	0.0826	17.02	900	7.6284%	Fecal		CFU/100 mL	200	-	83,278.6
5439000	1/7/1993	205	205	0.0826	16.93	905	7.6708%	Fecal		CFU/100 mL	200	-	82,874.4
5439000	6/26/2000	205	205	0.0826	16.93	905	7.6708%	Fecal		CFU/100 mL	200	-	82,874.4
5439000	1/6/2008	205	205	0.0826	16.93	905	7.6708%	Fecal		CFU/100 mL	200	-	82,874.4
5439000	5/14/2008	205	205	0.0826	16.93	905	7.6708%	Fecal		CFU/100 mL	200	-	82,874.4
5439000	3/11/2015	205	205	0.0826	16.93	905	7.6708%	Fecal		CFU/100 mL	200	-	82,874.4
5439000	4/26/2015	205	205	0.0826	16.93	905	7.6708%	Fecal		CFU/100 mL	200	-	82,874.4
5439000	5/8/1997	204	204	0.0826	16.85	911	7.7216%	Fecal		CFU/100 mL	200	-	82,470.1
5439000	6/13/2013	204	204	0.0826	16.85	911	7.7216%	Fecal		CFU/100 mL	200	-	82,470.1
5439000	1/18/2017	204	204	0.0826	16.85	911	7.7216%	Fecal		CFU/100 mL	200	-	82,470.1
5439000	6/4/2019	204	204	0.0826	16.85	911	7.7216%	Fecal		CFU/100 mL	200	-	82,470.1
5439000	4/10/2022	115	115	0.1459	16.78	915	7.7556%	Fecal		CFU/100 mL	200	-	82,127.9
5439000	5/12/1998	203	203	0.0826	16.77	916	7.7640%	Fecal		CFU/100 mL	200	-	82,065.8
5439000	4/22/2009	203	203	0.0826	16.77	916	7.7640%	Fecal		CFU/100 mL	200	-	82,065.8
5439000	5/15/2009	203	203	0.0826	16.77	916	7.7640%	Fecal		CFU/100 mL	200	-	82,065.8
5439000	4/24/1993	202	202	0.0826	16.69	919	7.7895%	Fecal		CFU/100 mL	200	-	81,661.6
5439000	5/18/2004	202	202	0.0826	16.69	919	7.7895%	Fecal		CFU/100 mL	200	-	81,661.6

Gage ID	Date	Discharge (CFS)	Gage Discharge (less Surrogate NPDES) (CFS)	Watershed Area Ratio	Calculated flow (CFS)	Rank	Flow Exceedance %	Parameter	Results	Units (mg or micro_gram	Limit/Standard	Actual Load (million colonies/day)	Allowable Load (million colonies/day)
5439000	3/11/2011	202	202	0.0826	16.69	919	7.7895%	Fecal		CFU/100 mL	200	-	81,661.6
5439000	6/24/2014	202	202	0.0826	16.69	919	7.7895%	Fecal		CFU/100 mL	200	-	81,661.6
5439000	12/18/2015	202	202	0.0826	16.69	919	7.7895%	Fecal		CFU/100 mL	200	-	81,661.6
5439000	3/26/2022	114	114	0.1459	16.64	924	7.8318%	Fecal		CFU/100 mL	200	-	81,413.8
5439000	4/15/2022	114	114	0.1459	16.64	924	7.8318%	Fecal		CFU/100 mL	200	-	81,413.8
5439000	3/17/2001	201	201	0.0826	16.60	926	7.8488%	Fecal		CFU/100 mL	200	-	81,257.3
5439000	5/27/2019	201	201	0.0826	16.60	926	7.8488%	Fecal		CFU/100 mL	200	-	81,257.3
5439000	3/22/1991	200	200	0.0826	16.52	928	7.8657%	Fecal		CFU/100 mL	200	-	80,853.1
5439000	12/19/1992	200	200	0.0826	16.52	928	7.8657%	Fecal		CFU/100 mL	200	-	80,853.1
5439000	4/7/1993	200	200	0.0826	16.52	928	7.8657%	Fecal		CFU/100 mL	200	-	80,853.1
5439000	5/31/1995	200	200	0.0826	16.52	928	7.8657%	Fecal		CFU/100 mL	200	-	80,853.1
5439000	6/5/1995	200	200	0.0826	16.52	928	7.8657%	Fecal		CFU/100 mL	200	-	80,853.1
5439000	6/14/1998	200	200	0.0826	16.52	928	7.8657%	Fecal		CFU/100 mL	200	-	80,853.1
5439000	3/21/2001	200	200	0.0826	16.52	928	7.8657%	Fecal		CFU/100 mL	200	-	80,853.1
5439000	5/3/2009	200	200	0.0826	16.52	928	7.8657%	Fecal		CFU/100 mL	200	-	80,853.1
5439000	12/3/2015	200	200	0.0826	16.52	928	7.8657%	Fecal		CFU/100 mL	200	-	80,853.1
5439000	6/3/2019	200	200	0.0826	16.52	928	7.8657%	Fecal		CFU/100 mL	200	-	80,853.1
5439000	11/27/1990	199	199	0.0826	16.44	938	7.9505%	Fecal		CFU/100 mL	200	-	80,448.8
5439000	5/14/1995	199	199	0.0826	16.44	938	7.9505%	Fecal		CFU/100 mL	200	-	80,448.8
5439000	2/13/1998	199	199	0.0826	16.44	938	7.9505%	Fecal		CFU/100 mL	200	-	80,448.8
5439000	6/4/1999	199	199	0.0826	16.44	938	7.9505%	Fecal		CFU/100 mL	200	-	80,448.8
5439000	2/15/2005	199	199	0.0826	16.44	938	7.9505%	Fecal		CFU/100 mL	200	-	80,448.8
5439000	9/2/2007	199	199	0.0826	16.44	938	7.9505%	Fecal		CFU/100 mL	200	-	80,448.8
5439000	3/3/1991	198	198	0.0826	16.36	944	8.0014%	Fecal		CFU/100 mL	200	-	80,044.5
5439000	8/24/1993	198	198	0.0826	16.36	944	8.0014%	Fecal		CFU/100 mL	200	-	80,044.5
5439000	2/24/1994	198	198	0.0826	16.36	944	8.0014%	Fecal		CFU/100 mL	200	-	80,044.5
5439000	3/17/2010	198	198	0.0826	16.36	944	8.0014%	Fecal		CFU/100 mL	200	-	80,044.5
5439000	10/17/2017	198	198	0.0826	16.36	944	8.0014%	Fecal		CFU/100 mL	200	-	80,044.5
5439000	5/13/2019	198	198	0.0826	16.36	944	8.0014%	Fecal		CFU/100 mL	200	-	80,044.5
5439000	4/2/2020	198	198	0.0826	16.36	944	8.0014%	Fecal		CFU/100 mL	200	-	80,044.5
5439000	5/23/2020	198	198	0.0826	16.36	944	8.0014%	Fecal		CFU/100 mL	200	-	80,044.5
5439000	5/4/2016	197	197	0.0826	16.27	952	8.0692%	Fecal		CFU/100 mL	200	-	79,640.3
5439000	5/26/2019	197	197	0.0826	16.27	952	8.0692%	Fecal		CFU/100 mL	200	-	79,640.3
5439000	3/5/2021	197	197	0.0826	16.27	952	8.0692%	Fecal		CFU/100 mL	200	-	79,640.3
5439000	5/6/1993	196	196	0.0826	16.19	955	8.0946%	Fecal		CFU/100 mL	200	-	79,236.0
5439000	4/25/2007	196	196	0.0826	16.19	955	8.0946%	Fecal		CFU/100 mL	200	-	79,236.0
5439000	10/26/2009	196	196	0.0826	16.19	955	8.0946%	Fecal		CFU/100 mL	200	-	79,236.0
5439000	3/7/2011	196	196	0.0826	16.19	955	8.0946%	Fecal		CFU/100 mL	200	-	79,236.0
5439000	7/28/2017	196	196	0.0826	16.19	955	8.0946%	Fecal		CFU/100 mL	200	-	79,236.0
5439000	3/10/1993	195	195	0.0826	16.11	960	8.1370%	Fecal		CFU/100 mL	200	-	78,831.7
5439000	3/29/2004	195	195	0.0826	16.11	960	8.1370%	Fecal		CFU/100 mL	200	-	78,831.7
5439000	5/10/2015	195	195	0.0826	16.11	960	8.1370%	Fecal		CFU/100 mL	200	-	78,831.7
5439000	9/18/2019	195	195	0.0826	16.11	960	8.1370%	Fecal		CFU/100 mL	200	-	78,831.7
5439000	3/13/2021	195	195	0.0826	16.11	960	8.1370%	Fecal		CFU/100 mL	200	-	78,831.7
5439000	4/3/2022	110	110	0.1459	16.05	965	8.1794%	Fecal		CFU/100 mL	200	-	78,557.2
5439000	3/1/2009	194	194	0.0826	16.03	966	8.1878%	Fecal		CFU/100 mL	200	-	78,427.5
5439000	6/27/2010	194	194	0.0826	16.03	966	8.1878%	Fecal		CFU/100 mL	200	-	78,427.5
5439000	7/13/2015	194	194	0.0826	16.03	966	8.1878%	Fecal		CFU/100 mL	200	-	78,427.5
5439000	5/10/2017	194	194	0.0826	16.03	966	8.1878%	Fecal		CFU/100 mL	200	-	78,427.5
5439000	12/31/2019	194	194	0.0826	16.03	966	8.1878%	Fecal		CFU/100 mL	200	-	78,427.5
5439000	12/1/1991	193	193	0.0826	15.94	971	8.2302%	Fecal		CFU/100 mL	200	-	78,023.2
5439000	6/13/1993	193	193	0.0826	15.94	971	8.2302%	Fecal		CFU/100 mL	200	-	78,023.2
5439000	11/11/1994	193	193	0.0826	15.94	971	8.2302%	Fecal		CFU/100 mL	200	-	78,023.2
5439000	8/10/1996	193	193	0.0826	15.94	971	8.2302%	Fecal		CFU/100 mL	200	-	78,023.2
5439000	1/13/2005	193	193	0.0826	15.94	971	8.2302%	Fecal		CFU/100 mL	200	-	78,023.2
5439000	12/14/2006	193	193	0.0826	15.94	971	8.2302%	Fecal		CFU/100 mL	200	-	78,023.2
5439000	4/29/2009	193	193	0.0826	15.94	971	8.2302%	Fecal		CFU/100 mL	200	-	78,023.2
5439000	10/27/2009	193	193	0.0826	15.94	971	8.2302%	Fecal		CFU/100 mL	200	-	78,023.2
5439000	6/28/2010	193	193	0.0826	15.94	971	8.2302%	Fecal		CFU/100 mL	200	-	78,023.2
5439000	4/27/2013	193	193	0.0826	15.94	971	8.2302%	Fecal		CFU/100 mL	200	-	78,023.2
5439000	1/1/2016	193	193	0.0826	15.94	971	8.2302%	Fecal		CFU/100 mL	200	-	78,023.2
5439000	10/8/2019	193	193	0.0826	15.94	971	8.2302%	Fecal		CFU/100 mL	200	-	78,023.2
5439000	4/13/2022	109	109	0.1459	15.91	983	8.3319%	Fecal		CFU/100 mL	200	-	77,843.0
5439000	7/31/1996	192	192	0.0826	15.86	984	8.3404%	Fecal		CFU/100 mL	200	-	77,618.9
5439000	4/18/1999	192	192	0.0826	15.86	984	8.3404%	Fecal		CFU/100 mL	200	-	77,618.9
5439000	3/15/2001	192	192	0.0826	15.86	984	8.3404%	Fecal		CFU/100 mL	200	-	77,618.9
5439000	6/10/2002	192	192	0.0826	15.86	984	8.3404%	Fecal		CFU/100 mL	200	-	77,618.9
5439000	4/29/2007	192	192	0.0826	15.86	984	8.3404%	Fecal		CFU/100 mL	200	-	77,618.9
5439000	11/11/2011	192	192	0.0826	15.86	984	8.3404%	Fecal		CFU/100 mL	200	-	77,618.9
5439000	3/15/2015	192	192	0.0826	15.86	984	8.3404%	Fecal		CFU/100 mL	200	-	77,618.9
5439000	6/24/2015	192	192	0.0826	15.86	984	8.3404%	Fecal		CFU/100 mL	200	-	77,618.9
5439000	4/9/2017	192	192	0.0826	15.86	984	8.3404%	Fecal		CFU/100 mL	200	-	77,618.9
5439000	5/21/2019	192	192	0.0826	15.86	984	8.3404%	Fecal		CFU/100 mL	200	-	77,618.9
5439000	5/5/1990	191	191	0.0826	15.78	994	8.4252%	Fecal		CFU/100 mL	200	-	77,214.7
5439000	9/16/1993	191	191	0.0826	15.78	994	8.4252%	Fecal		CFU/100 mL	200	-	77,214.7
5439000	4/14/1995	191	191	0.0826	15.78	994	8.4252%	Fecal		CFU/100 mL	200	-	77,214.7
5439000	4/24/1998	191	191	0.0826	15.78	994	8.4252%	Fecal		CFU/100 mL	200	-	77,214.7
5439000	3/18/2019	191	191	0.0826	15.78	994	8.4252%	Fecal		CFU/100 mL	200	-	77,214.7
5439000	2/5/1993	190	190	0.0826	15.70	999	8.4675%	Fecal		CFU/100 mL	200	-	76,810.4
5439000	4/11/1998	190	190	0.0826	15.70	999	8.4675%	Fecal		CFU/100 mL	200	-	76,810.4
5439000	5/19/2002	190	190	0.0826	15.70	999	8.4675%	Fecal		CFU/100 mL	200	-	76,810.4
5439000	3/28/2009	190	190	0.0826	15.70	999	8.4675%	Fecal		CFU/100 mL	200	-	76,810.4
5439000	3/20/2021	190	190	0.0826	15.70	999	8.4675%	Fecal		CFU/100 mL	200	-	76,810.4
5439000	8/21/1990	189	189	0.0826	15.61	1004	8.5099%	Fecal		CFU/100 mL	200	-	76,406.1
5439000	5/7/2009	189	189	0.0826	15.61	1004	8.5099%	Fecal		CFU/100 mL	200	-	76,406.1
5439000	9/30/1993	188	188	0.0826	15.53	1006	8.5269%	Fecal		CFU/100 mL	200	-	76,001.9
5439000	3/15/2009	188	188	0.0826	15.53	1006	8.5269%	Fecal		CFU/100 mL	200	-	76,001.9
5439000	4/4/2009	188	188	0.0826	15.53	1006	8.5269%	Fecal		CFU/100 mL	200	-	76,001.9
5439000	5/28/2009	188	188	0.0826	15.53	1006	8.5269%	Fecal		CFU/100 mL	200	-	76,001.9
5439000	6/14/2013	188	188	0.0826	15.53	1006	8.5269%	Fecal		CFU/100 mL	200	-	76,001.9
5439000	6/12/2014	188	188	0.0826	15.53	1006	8.5269%	Fecal		CFU/100 mL	200	-	76,001.9
5439000	3/31/2022	106	106	0.1459	15.47	1012	8.5777%	Fecal		CFU/100 mL	200	-	75,700.5
5439000	4/2/2022	106	106	0.1459	15.47	1012	8.5777%	Fecal		CFU/100 mL	200	-	75,700.5
5439000	4/18/1991	187	187	0.0826	15.45	1014	8.5947%	Fecal		CFU/100 mL	200	-	75,597.6
5439000	4/29/1995	187	187	0.0826	15.45	1014	8.5947%	Fecal		CFU/100 mL	200	-	75,597.6
5439000	5/21/1996	187	187	0.0826	15.45	1014	8.5947%	Fecal		CFU/100 mL	200	-	75,597.6
5439000	3/18/2001	187	187	0.0826	15.45	1014	8.5947%	Fecal		CFU/100 mL	200	-	75,597.6
5439000	1/12/2008	187	187	0.0826	15.45	1014	8.5947%	Fecal		CFU/100 mL	200	-	75,597.6
5439000	4/8/2010	187	187	0.0826	15.45	1014	8.5947%	Fecal		CFU/100 mL	200	-	75,597.6
5439000	6/23/2016	187	187	0.0826	15.45	1014	8.5947%	Fecal		CFU/100 mL	200	-	75,597.6
5439000	5/6/2017	187	187	0.0826	15.45	1014	8.5947%	Fecal		CFU/100 mL	200	-	75,597.6
5439000	5/27/2017	187	187	0.0826	15.45	1014	8.5947%	Fecal		CFU/100 mL	200	-	75,597.6
5439000	4/28/2019	187	187	0.0826	15.45	1014	8.5947%	Fecal		CFU/100 mL	200	-	75,597.6
5439000	6/3/1991	186	186	0.0826	15.37	1024	8.6794%	Fecal		CFU/100 mL	200	-	75,193.3
5439000	6/26/1996	186	186	0.0826	15.37	1024	8.6794%	Fecal		CFU/100 mL	200	-	75,193.3
5439000	3/5/1997	186	186	0.0826	15.37	1024	8.6794%	Fecal		CFU/100 mL	200	-	75,193.3
5439000	1/29/1999	186	186	0.0826	15.37	1024	8.6794%	Fecal		CFU/100 mL	200	-	75,193.3
5439000	6/10/2008	186	186	0.0826	15.37	1024	8.6794%	Fecal		CFU/100 mL	200	-	75,193.3
5439000	3/1/2011	186	186	0.0826	15.37	1024	8.6794%	Fecal		CFU/100 mL	200	-	75,193.3
5439000	5/2/2020	186	186	0.0826	15.37	1024	8.6794%	Fecal		CFU/100 mL	200	-	75,193.3
5439000	6/18/2000	185	185	0.0826	15.28	1031	8.7388%	Fecal		CFU/100 mL	200	-	74,789.1
5439000	6/6/2004	185	185	0.0826	15.28	1031	8.7388%	Fecal		CFU/100 mL	200	-	74,789.1
5439000	9/22/2008	185	185	0.0826	15.28	1031	8.7388%	Fecal		CFU/100 mL	200	-	74,789.1
5439000	6/15/2011	185	185	0.0826	15.28	1031	8.7388%	Fecal		CFU/100 mL	200	-	74,789.1
5439000	4/4/2014	185	185	0.0826	15.28	1031	8.7388%	Fecal		CFU/100 mL	200	-	74,789.1

Gage ID	Date	Discharge (CFS)	Gage Discharge (less Surrogate NPDES) (CFS)	Watershed Area Ratio	Calculated flow (CFS)	Rank	Flow Exceedance %	Parameter	Results	Units (mg or micro_gram	Limit/Standard	Actual Load (million colonies/day)	Allowable Load (million colonies/day)
5439000	1/20/2017	185	185	0.0826	15.28	1031	8.7388%	Fecal		CFU/100 mL	200	-	74,789.1
5439000	1/22/2017	185	185	0.0826	15.28	1031	8.7388%	Fecal		CFU/100 mL	200	-	74,789.1
5439000	5/18/1991	184	184	0.0826	15.20	1038	8.7981%	Fecal		CFU/100 mL	200	-	74,384.8
5439000	4/12/1993	184	184	0.0826	15.20	1038	8.7981%	Fecal		CFU/100 mL	200	-	74,384.8
5439000	4/30/1999	184	184	0.0826	15.20	1038	8.7981%	Fecal		CFU/100 mL	200	-	74,384.8
5439000	5/17/1999	184	184	0.0826	15.20	1038	8.7981%	Fecal		CFU/100 mL	200	-	74,384.8
5439000	5/15/2003	184	184	0.0826	15.20	1038	8.7981%	Fecal		CFU/100 mL	200	-	74,384.8
5439000	3/7/2004	184	184	0.0826	15.20	1038	8.7981%	Fecal		CFU/100 mL	200	-	74,384.8
5439000	1/27/2010	184	184	0.0826	15.20	1038	8.7981%	Fecal		CFU/100 mL	200	-	74,384.8
5439000	3/8/1994	183	183	0.0826	15.12	1045	8.8574%	Fecal		CFU/100 mL	200	-	73,980.5
5439000	4/3/1998	183	183	0.0826	15.12	1045	8.8574%	Fecal		CFU/100 mL	200	-	73,980.5
5439000	5/28/2004	183	183	0.0826	15.12	1045	8.8574%	Fecal		CFU/100 mL	200	-	73,980.5
5439000	6/14/2004	183	183	0.0826	15.12	1045	8.8574%	Fecal		CFU/100 mL	200	-	73,980.5
5439000	4/5/2010	183	183	0.0826	15.12	1045	8.8574%	Fecal		CFU/100 mL	200	-	73,980.5
5439000	6/4/2011	183	183	0.0826	15.12	1045	8.8574%	Fecal		CFU/100 mL	200	-	73,980.5
5439000	12/26/2015	183	183	0.0826	15.12	1045	8.8574%	Fecal		CFU/100 mL	200	-	73,980.5
5439000	2/3/2016	183	183	0.0826	15.12	1045	8.8574%	Fecal		CFU/100 mL	200	-	73,980.5
5439000	3/30/1991	182	182	0.0826	15.03	1053	8.9252%	Fecal		CFU/100 mL	200	-	73,576.3
5439000	11/29/1992	182	182	0.0826	15.03	1053	8.9252%	Fecal		CFU/100 mL	200	-	73,576.3
5439000	6/27/1993	182	182	0.0826	15.03	1053	8.9252%	Fecal		CFU/100 mL	200	-	73,576.3
5439000	3/5/2007	182	182	0.0826	15.03	1053	8.9252%	Fecal		CFU/100 mL	200	-	73,576.3
5439000	4/29/2011	182	182	0.0826	15.03	1053	8.9252%	Fecal		CFU/100 mL	200	-	73,576.3
5439000	12/21/2015	182	182	0.0826	15.03	1053	8.9252%	Fecal		CFU/100 mL	200	-	73,576.3
5439000	7/28/1996	181	181	0.0826	14.95	1059	8.9761%	Fecal		CFU/100 mL	200	-	73,172.0
5439000	2/4/1999	181	181	0.0826	14.95	1059	8.9761%	Fecal		CFU/100 mL	200	-	73,172.0
5439000	6/11/2002	181	181	0.0826	14.95	1059	8.9761%	Fecal		CFU/100 mL	200	-	73,172.0
5439000	12/9/2008	181	181	0.0826	14.95	1059	8.9761%	Fecal		CFU/100 mL	200	-	73,172.0
5439000	5/18/2011	181	181	0.0826	14.95	1059	8.9761%	Fecal		CFU/100 mL	200	-	73,172.0
5439000	3/9/2019	181	181	0.0826	14.95	1059	8.9761%	Fecal		CFU/100 mL	200	-	73,172.0
5439000	6/6/2019	181	181	0.0826	14.95	1059	8.9761%	Fecal		CFU/100 mL	200	-	73,172.0
5439000	5/20/1990	180	180	0.0826	14.87	1066	9.0354%	Fecal		CFU/100 mL	200	-	72,767.7
5439000	3/23/1991	180	180	0.0826	14.87	1066	9.0354%	Fecal		CFU/100 mL	200	-	72,767.7
5439000	4/14/1991	180	180	0.0826	14.87	1066	9.0354%	Fecal		CFU/100 mL	200	-	72,767.7
5439000	6/23/1993	180	180	0.0826	14.87	1066	9.0354%	Fecal		CFU/100 mL	200	-	72,767.7
5439000	3/31/1998	180	180	0.0826	14.87	1066	9.0354%	Fecal		CFU/100 mL	200	-	72,767.7
5439000	5/6/1998	180	180	0.0826	14.87	1066	9.0354%	Fecal		CFU/100 mL	200	-	72,767.7
5439000	3/16/2007	180	180	0.0826	14.87	1066	9.0354%	Fecal		CFU/100 mL	200	-	72,767.7
5439000	7/7/2015	180	180	0.0826	14.87	1066	9.0354%	Fecal		CFU/100 mL	200	-	72,767.7
5439000	12/28/2015	180	180	0.0826	14.87	1066	9.0354%	Fecal		CFU/100 mL	200	-	72,767.7
5439000	6/19/2018	180	180	0.0826	14.87	1066	9.0354%	Fecal		CFU/100 mL	200	-	72,767.7
5439000	3/10/1998	179	179	0.0826	14.79	1076	9.1202%	Fecal		CFU/100 mL	200	-	72,363.5
5439000	4/11/2002	179	179	0.0826	14.79	1076	9.1202%	Fecal		CFU/100 mL	200	-	72,363.5
5439000	6/25/2010	179	179	0.0826	14.79	1076	9.1202%	Fecal		CFU/100 mL	200	-	72,363.5
5439000	3/8/1990	178	178	0.0826	14.70	1079	9.1456%	Fecal		CFU/100 mL	200	-	71,959.2
5439000	3/21/1998	178	178	0.0826	14.70	1079	9.1456%	Fecal		CFU/100 mL	200	-	71,959.2
5439000	11/10/1998	178	178	0.0826	14.70	1079	9.1456%	Fecal		CFU/100 mL	200	-	71,959.2
5439000	11/11/1998	178	178	0.0826	14.70	1079	9.1456%	Fecal		CFU/100 mL	200	-	71,959.2
5439000	6/24/2000	178	178	0.0826	14.70	1079	9.1456%	Fecal		CFU/100 mL	200	-	71,959.2
5439000	6/5/2001	178	178	0.0826	14.70	1079	9.1456%	Fecal		CFU/100 mL	200	-	71,959.2
5439000	3/8/2010	178	178	0.0826	14.70	1079	9.1456%	Fecal		CFU/100 mL	200	-	71,959.2
5439000	5/27/2015	178	178	0.0826	14.70	1079	9.1456%	Fecal		CFU/100 mL	200	-	71,959.2
5439000	1/8/1998	177	177	0.0826	14.62	1087	9.2134%	Fecal		CFU/100 mL	200	-	71,555.0
5439000	5/12/2000	177	177	0.0826	14.62	1087	9.2134%	Fecal		CFU/100 mL	200	-	71,555.0
5439000	4/10/2015	177	177	0.0826	14.62	1087	9.2134%	Fecal		CFU/100 mL	200	-	71,555.0
5439000	6/25/2018	177	177	0.0826	14.62	1087	9.2134%	Fecal		CFU/100 mL	200	-	71,555.0
5439000	7/4/2000	176	176	0.0826	14.54	1091	9.2473%	Fecal		CFU/100 mL	200	-	71,150.7
5439000	3/1/2001	176	176	0.0826	14.54	1091	9.2473%	Fecal		CFU/100 mL	200	-	71,150.7
5439000	3/30/2004	176	176	0.0826	14.54	1091	9.2473%	Fecal		CFU/100 mL	200	-	71,150.7
5439000	3/27/2007	176	176	0.0826	14.54	1091	9.2473%	Fecal		CFU/100 mL	200	-	71,150.7
5439000	9/3/2007	176	176	0.0826	14.54	1091	9.2473%	Fecal		CFU/100 mL	200	-	71,150.7
5439000	1/3/2009	176	176	0.0826	14.54	1091	9.2473%	Fecal		CFU/100 mL	200	-	71,150.7
5439000	5/18/2009	176	176	0.0826	14.54	1091	9.2473%	Fecal		CFU/100 mL	200	-	71,150.7
5439000	6/11/2009	176	176	0.0826	14.54	1091	9.2473%	Fecal		CFU/100 mL	200	-	71,150.7
5439000	3/17/2013	176	176	0.0826	14.54	1091	9.2473%	Fecal		CFU/100 mL	200	-	71,150.7
5439000	11/30/2015	176	176	0.0826	14.54	1091	9.2473%	Fecal		CFU/100 mL	200	-	71,150.7
5439000	5/19/2016	176	176	0.0826	14.54	1091	9.2473%	Fecal		CFU/100 mL	200	-	71,150.7
5439000	6/16/2016	176	176	0.0826	14.54	1091	9.2473%	Fecal		CFU/100 mL	200	-	71,150.7
5439000	3/18/2021	176	176	0.0826	14.54	1091	9.2473%	Fecal		CFU/100 mL	200	-	71,150.7
5439000	4/11/2022	99.3	99.3	0.1459	14.49	1104	9.3575%	Fecal		CFU/100 mL	200	-	70,915.7
5439000	5/15/1990	175	175	0.0826	14.46	1105	9.3660%	Fecal		CFU/100 mL	200	-	70,746.4
5439000	1/25/1993	175	175	0.0826	14.46	1105	9.3660%	Fecal		CFU/100 mL	200	-	70,746.4
5439000	5/3/1993	175	175	0.0826	14.46	1105	9.3660%	Fecal		CFU/100 mL	200	-	70,746.4
5439000	5/7/1993	175	175	0.0826	14.46	1105	9.3660%	Fecal		CFU/100 mL	200	-	70,746.4
5439000	7/22/1993	175	175	0.0826	14.46	1105	9.3660%	Fecal		CFU/100 mL	200	-	70,746.4
5439000	7/26/1996	175	175	0.0826	14.46	1105	9.3660%	Fecal		CFU/100 mL	200	-	70,746.4
5439000	2/2/2001	175	175	0.0826	14.46	1105	9.3660%	Fecal		CFU/100 mL	200	-	70,746.4
5439000	6/5/2008	175	175	0.0826	14.46	1105	9.3660%	Fecal		CFU/100 mL	200	-	70,746.4
5439000	6/15/2009	175	175	0.0826	14.46	1105	9.3660%	Fecal		CFU/100 mL	200	-	70,746.4
5439000	7/3/2013	175	175	0.0826	14.46	1105	9.3660%	Fecal		CFU/100 mL	200	-	70,746.4
5439000	5/14/2017	175	175	0.0826	14.46	1105	9.3660%	Fecal		CFU/100 mL	200	-	70,746.4
5439000	3/23/2022	98.6	98.6	0.1459	14.39	1116	9.4592%	Fecal		CFU/100 mL	200	-	70,415.8
5439000	10/1/1993	174	174	0.0826	14.37	1117	9.4677%	Fecal		CFU/100 mL	200	-	70,342.2
5439000	6/17/1999	174	174	0.0826	14.37	1117	9.4677%	Fecal		CFU/100 mL	200	-	70,342.2
5439000	3/22/2001	174	174	0.0826	14.37	1117	9.4677%	Fecal		CFU/100 mL	200	-	70,342.2
5439000	5/19/2004	174	174	0.0826	14.37	1117	9.4677%	Fecal		CFU/100 mL	200	-	70,342.2
5439000	4/3/2008	174	174	0.0826	14.37	1117	9.4677%	Fecal		CFU/100 mL	200	-	70,342.2
5439000	2/27/2018	174	174	0.0826	14.37	1117	9.4677%	Fecal		CFU/100 mL	200	-	70,342.2
5439000	6/9/2018	174	174	0.0826	14.37	1117	9.4677%	Fecal		CFU/100 mL	200	-	70,342.2
5439000	3/19/1990	173	173	0.0826	14.29	1124	9.5270%	Fecal		CFU/100 mL	200	-	69,937.9
5439000	5/13/1998	173	173	0.0826	14.29	1124	9.5270%	Fecal		CFU/100 mL	200	-	69,937.9
5439000	5/16/1999	173	173	0.0826	14.29	1124	9.5270%	Fecal		CFU/100 mL	200	-	69,937.9
5439000	6/7/2001	173	173	0.0826	14.29	1124	9.5270%	Fecal		CFU/100 mL	200	-	69,937.9
5439000	5/6/2003	173	173	0.0826	14.29	1124	9.5270%	Fecal		CFU/100 mL	200	-	69,937.9
5439000	4/25/2011	173	173	0.0826	14.29	1124	9.5270%	Fecal		CFU/100 mL	200	-	69,937.9
5439000	2/9/2019	173	173	0.0826	14.29	1124	9.5270%	Fecal		CFU/100 mL	200	-	69,937.9
5439000	2/11/1998	172	172	0.0826	14.21	1131	9.5864%	Fecal		CFU/100 mL	200	-	69,533.6
5439000	11/4/2009	172	172	0.0826	14.21	1131	9.5864%	Fecal		CFU/100 mL	200	-	69,533.6
5439000	12/31/2009	172	172	0.0826	14.21	1131	9.5864%	Fecal		CFU/100 mL	200	-	69,533.6
5439000	3/1/2012	172	172	0.0826	14.21	1131	9.5864%	Fecal		CFU/100 mL	200	-	69,533.6
5439000	6/29/2018	172	172	0.0826	14.21	1131	9.5864%	Fecal		CFU/100 mL	200	-	69,533.6
5439000	9/26/2019	172	172	0.0826	14.21	1131	9.5864%	Fecal		CFU/100 mL	200	-	69,533.6
5439000	5/24/2020	172	172	0.0826	14.21	1131	9.5864%	Fecal		CFU/100 mL	200	-	69,533.6
5439000	6/7/1993	171	171	0.0826	14.13	1138	9.6457%	Fecal		CFU/100 mL	200	-	69,129.4
5439000	11/13/1995	171	171	0.0826	14.13	1138	9.6457%	Fecal		CFU/100 mL	200	-	69,129.4
5439000	6/12/1996	171	171	0.0826	14.13	1138	9.6457%	Fecal		CFU/100 mL	200	-	69,129.4
5439000	5/9/1997	171	171	0.0826	14.13	1138	9.6457%	Fecal		CFU/100 mL	200	-	69,129.4
5439000	2/1/1999	171	171	0.0826	14.13	1138	9.6457%	Fecal		CFU/100 mL	200	-	69,129.4
5439000	2/16/2001	171	171	0.0826	14.13	1138	9.6457%	Fecal		CFU/100 mL	200	-	69,129.4
5439000	5/2/2003	171	171	0.0826	14.13	1138	9.6457%	Fecal		CFU/100 mL	200	-	69,129.4
5439000	8/11/2007	171	171	0.0826	14.13	1138	9.6457%	Fecal		CFU/100 mL	200	-	69,129.4
5439000	4/26/2009	171	171	0.0826	14.13	1138	9.6457%	Fecal		CFU/100 mL	200	-	69,129.4
5439000	5/13/2015	171	171	0.0826	14.13	1138	9.6457%	Fecal		CFU/100 mL	200	-	69,129.4
5439000	5/16/2019	171	171	0.0826	14.13	1138	9.6457%	Fecal		CFU/100 mL	200	-	69,129.4
5439000	10/12/2019	171	171	0.0826	14.13	1138	9.6457%	Fecal		CFU/100 mL	200	-	69,129.4
5439000	4/8/1998	170	170	0.0826	14.04	1150	9.7474%	Fecal		CFU/100 mL	200	-	68,725.1

Gage ID	Date	Discharge (CFS)	Gage Discharge (less Surrogate NPDES) (CFS)	Watershed Area Ratio	Calculated flow (CFS)	Rank	Flow Exceedance %	Parameter	Results	Units (mg or micro_gram	Limit/Standard	Actual Load (million colonies/day)	Allowable Load (million colonies/day)
5439000	3/31/2004	170	170	0.0826	14.04	1150	9.7474%	Fecal		CFU/100 mL	200	-	68,725.1
5439000	12/15/2006	170	170	0.0826	14.04	1150	9.7474%	Fecal		CFU/100 mL	200	-	68,725.1
5439000	2/26/2009	170	170	0.0826	14.04	1150	9.7474%	Fecal		CFU/100 mL	200	-	68,725.1
5439000	7/25/2010	170	170	0.0826	14.04	1150	9.7474%	Fecal		CFU/100 mL	200	-	68,725.1
5439000	2/29/2012	170	170	0.0826	14.04	1150	9.7474%	Fecal		CFU/100 mL	200	-	68,725.1
5439000	6/26/2015	170	170	0.0826	14.04	1150	9.7474%	Fecal		CFU/100 mL	200	-	68,725.1
5439000	5/26/2016	170	170	0.0826	14.04	1150	9.7474%	Fecal		CFU/100 mL	200	-	68,725.1
5439000	5/17/2018	170	170	0.0826	14.04	1150	9.7474%	Fecal		CFU/100 mL	200	-	68,725.1
5439000	5/21/2018	170	170	0.0826	14.04	1150	9.7474%	Fecal		CFU/100 mL	200	-	68,725.1
5439000	10/11/2019	170	170	0.0826	14.04	1150	9.7474%	Fecal		CFU/100 mL	200	-	68,725.1
5439000	4/30/1993	169	169	0.0826	13.96	1161	9.8407%	Fecal		CFU/100 mL	200	-	68,320.8
5439000	6/22/1996	169	169	0.0826	13.96	1161	9.8407%	Fecal		CFU/100 mL	200	-	68,320.8
5439000	1/31/1999	169	169	0.0826	13.96	1161	9.8407%	Fecal		CFU/100 mL	200	-	68,320.8
5439000	4/23/2000	169	169	0.0826	13.96	1161	9.8407%	Fecal		CFU/100 mL	200	-	68,320.8
5439000	10/23/2001	169	169	0.0826	13.96	1161	9.8407%	Fecal		CFU/100 mL	200	-	68,320.8
5439000	7/20/2008	169	169	0.0826	13.96	1161	9.8407%	Fecal		CFU/100 mL	200	-	68,320.8
5439000	10/25/2008	169	169	0.0826	13.96	1161	9.8407%	Fecal		CFU/100 mL	200	-	68,320.8
5439000	3/18/2010	169	169	0.0826	13.96	1161	9.8407%	Fecal		CFU/100 mL	200	-	68,320.8
5439000	5/9/2012	169	169	0.0826	13.96	1161	9.8407%	Fecal		CFU/100 mL	200	-	68,320.8
5439000	5/4/2018	169	169	0.0826	13.96	1161	9.8407%	Fecal		CFU/100 mL	200	-	68,320.8
5439000	2/17/2022	169	169	0.0826	13.96	1161	9.8407%	Fecal		CFU/100 mL	200	-	68,320.8
5439000	11/5/1990	168	168	0.0826	13.88	1172	9.9339%	Fecal		CFU/100 mL	200	-	67,916.6
5439000	4/28/2013	168	168	0.0826	13.88	1172	9.9339%	Fecal		CFU/100 mL	200	-	67,916.6
5439000	4/18/2017	168	168	0.0826	13.88	1172	9.9339%	Fecal		CFU/100 mL	200	-	67,916.6
5439000	4/25/1993	167	167	0.0826	13.80	1175	9.9593%	Fecal		CFU/100 mL	200	-	67,512.3
5439000	3/22/1994	167	167	0.0826	13.80	1175	9.9593%	Fecal		CFU/100 mL	200	-	67,512.3
5439000	1/6/1998	167	167	0.0826	13.80	1175	9.9593%	Fecal		CFU/100 mL	200	-	67,512.3
5439000	4/8/2002	167	167	0.0826	13.80	1175	9.9593%	Fecal		CFU/100 mL	200	-	67,512.3
5439000	5/4/2009	167	167	0.0826	13.80	1175	9.9593%	Fecal		CFU/100 mL	200	-	67,512.3
5439000	5/8/2009	167	167	0.0826	13.80	1175	9.9593%	Fecal		CFU/100 mL	200	-	67,512.3
5439000	3/12/2011	167	167	0.0826	13.80	1175	9.9593%	Fecal		CFU/100 mL	200	-	67,512.3
5439000	7/17/2015	167	167	0.0826	13.80	1175	9.9593%	Fecal		CFU/100 mL	200	-	67,512.3
5439000	3/8/1992	166	166	0.0826	13.71	1183	10.0271%	Fecal		CFU/100 mL	200	-	67,108.0
5439000	7/4/1998	166	166	0.0826	13.71	1183	10.0271%	Fecal		CFU/100 mL	200	-	67,108.0
5439000	3/8/2002	166	166	0.0826	13.71	1183	10.0271%	Fecal		CFU/100 mL	200	-	67,108.0
5439000	3/16/2009	166	166	0.0826	13.71	1183	10.0271%	Fecal		CFU/100 mL	200	-	67,108.0
5439000	3/17/2009	166	166	0.0826	13.71	1183	10.0271%	Fecal		CFU/100 mL	200	-	67,108.0
5439000	4/23/2009	166	166	0.0826	13.71	1183	10.0271%	Fecal		CFU/100 mL	200	-	67,108.0
5439000	8/28/2009	166	166	0.0826	13.71	1183	10.0271%	Fecal		CFU/100 mL	200	-	67,108.0
5439000	10/25/2009	166	166	0.0826	13.71	1183	10.0271%	Fecal		CFU/100 mL	200	-	67,108.0
5439000	5/1/2016	166	166	0.0826	13.71	1183	10.0271%	Fecal		CFU/100 mL	200	-	67,108.0
5439000	12/13/1991	165	165	0.0826	13.63	1192	10.1034%	Fecal		CFU/100 mL	200	-	66,703.8
5439000	7/23/1993	165	165	0.0826	13.63	1192	10.1034%	Fecal		CFU/100 mL	200	-	66,703.8
5439000	6/6/1995	165	165	0.0826	13.63	1192	10.1034%	Fecal		CFU/100 mL	200	-	66,703.8
5439000	2/11/1999	165	165	0.0826	13.63	1192	10.1034%	Fecal		CFU/100 mL	200	-	66,703.8
5439000	3/6/2007	165	165	0.0826	13.63	1192	10.1034%	Fecal		CFU/100 mL	200	-	66,703.8
5439000	7/6/2014	165	165	0.0826	13.63	1192	10.1034%	Fecal		CFU/100 mL	200	-	66,703.8
5439000	4/1/2016	165	165	0.0826	13.63	1192	10.1034%	Fecal		CFU/100 mL	200	-	66,703.8
5439000	10/26/2017	165	165	0.0826	13.63	1192	10.1034%	Fecal		CFU/100 mL	200	-	66,703.8
5439000	5/14/2019	165	165	0.0826	13.63	1192	10.1034%	Fecal		CFU/100 mL	200	-	66,703.8
5439000	9/27/2019	165	165	0.0826	13.63	1192	10.1034%	Fecal		CFU/100 mL	200	-	66,703.8
5439000	6/21/2021	165	165	0.0826	13.63	1192	10.1034%	Fecal		CFU/100 mL	200	-	66,703.8
5439000	3/2/2022	93.4	93.4	0.1459	13.63	1203	10.1966%	Fecal		CFU/100 mL	200	-	66,702.2
5439000	4/16/2022	93.4	93.4	0.1459	13.63	1203	10.1966%	Fecal		CFU/100 mL	200	-	66,702.2
5439000	8/20/1990	164	164	0.0826	13.55	1205	10.2136%	Fecal		CFU/100 mL	200	-	66,299.5
5439000	7/2/1993	164	164	0.0826	13.55	1205	10.2136%	Fecal		CFU/100 mL	200	-	66,299.5
5439000	7/27/1993	164	164	0.0826	13.55	1205	10.2136%	Fecal		CFU/100 mL	200	-	66,299.5
5439000	5/15/1995	164	164	0.0826	13.55	1205	10.2136%	Fecal		CFU/100 mL	200	-	66,299.5
5439000	6/1/1995	164	164	0.0826	13.55	1205	10.2136%	Fecal		CFU/100 mL	200	-	66,299.5
5439000	4/25/1998	164	164	0.0826	13.55	1205	10.2136%	Fecal		CFU/100 mL	200	-	66,299.5
5439000	7/7/1998	164	164	0.0826	13.55	1205	10.2136%	Fecal		CFU/100 mL	200	-	66,299.5
5439000	5/20/2002	164	164	0.0826	13.55	1205	10.2136%	Fecal		CFU/100 mL	200	-	66,299.5
5439000	4/16/2008	164	164	0.0826	13.55	1205	10.2136%	Fecal		CFU/100 mL	200	-	66,299.5
5439000	5/18/2010	164	164	0.0826	13.55	1205	10.2136%	Fecal		CFU/100 mL	200	-	66,299.5
5439000	11/21/2015	164	164	0.0826	13.55	1205	10.2136%	Fecal		CFU/100 mL	200	-	66,299.5
5439000	2/2/1990	163	163	0.0826	13.47	1216	10.3068%	Fecal		CFU/100 mL	200	-	65,895.2
5439000	11/6/1990	163	163	0.0826	13.47	1216	10.3068%	Fecal		CFU/100 mL	200	-	65,895.2
5439000	12/8/1991	163	163	0.0826	13.47	1216	10.3068%	Fecal		CFU/100 mL	200	-	65,895.2
5439000	2/21/2002	163	163	0.0826	13.47	1216	10.3068%	Fecal		CFU/100 mL	200	-	65,895.2
5439000	6/24/2009	163	163	0.0826	13.47	1216	10.3068%	Fecal		CFU/100 mL	200	-	65,895.2
5439000	11/5/2019	163	163	0.0826	13.47	1216	10.3068%	Fecal		CFU/100 mL	200	-	65,895.2
5439000	4/3/2020	163	163	0.0826	13.47	1216	10.3068%	Fecal		CFU/100 mL	200	-	65,895.2
5439000	7/2/2021	163	163	0.0826	13.47	1216	10.3068%	Fecal		CFU/100 mL	200	-	65,895.2
5439000	12/3/1990	162	162	0.0826	13.38	1224	10.3746%	Fecal		CFU/100 mL	200	-	65,491.0
5439000	4/13/1993	162	162	0.0826	13.38	1224	10.3746%	Fecal		CFU/100 mL	200	-	65,491.0
5439000	11/12/1994	162	162	0.0826	13.38	1224	10.3746%	Fecal		CFU/100 mL	200	-	65,491.0
5439000	5/12/1996	162	162	0.0826	13.38	1224	10.3746%	Fecal		CFU/100 mL	200	-	65,491.0
5439000	2/13/1999	162	162	0.0826	13.38	1224	10.3746%	Fecal		CFU/100 mL	200	-	65,491.0
5439000	5/11/2000	162	162	0.0826	13.38	1224	10.3746%	Fecal		CFU/100 mL	200	-	65,491.0
5439000	4/24/2009	162	162	0.0826	13.38	1224	10.3746%	Fecal		CFU/100 mL	200	-	65,491.0
5439000	12/18/2011	162	162	0.0826	13.38	1224	10.3746%	Fecal		CFU/100 mL	200	-	65,491.0
5439000	5/17/2015	162	162	0.0826	13.38	1224	10.3746%	Fecal		CFU/100 mL	200	-	65,491.0
5439000	2/28/2018	162	162	0.0826	13.38	1224	10.3746%	Fecal		CFU/100 mL	200	-	65,491.0
5439000	12/6/2018	162	162	0.0826	13.38	1224	10.3746%	Fecal		CFU/100 mL	200	-	65,491.0
5439000	3/12/2020	162	162	0.0826	13.38	1224	10.3746%	Fecal		CFU/100 mL	200	-	65,491.0
5439000	7/20/1990	161	161	0.0826	13.30	1236	10.4764%	Fecal		CFU/100 mL	200	-	65,086.7
5439000	4/10/1991	161	161	0.0826	13.30	1236	10.4764%	Fecal		CFU/100 mL	200	-	65,086.7
5439000	12/10/1991	161	161	0.0826	13.30	1236	10.4764%	Fecal		CFU/100 mL	200	-	65,086.7
5439000	1/2/1993	161	161	0.0826	13.30	1236	10.4764%	Fecal		CFU/100 mL	200	-	65,086.7
5439000	4/29/1993	161	161	0.0826	13.30	1236	10.4764%	Fecal		CFU/100 mL	200	-	65,086.7
5439000	6/29/1993	161	161	0.0826	13.30	1236	10.4764%	Fecal		CFU/100 mL	200	-	65,086.7
5439000	6/15/1998	161	161	0.0826	13.30	1236	10.4764%	Fecal		CFU/100 mL	200	-	65,086.7
5439000	5/13/2004	161	161	0.0826	13.30	1236	10.4764%	Fecal		CFU/100 mL	200	-	65,086.7
5439000	4/5/2009	161	161	0.0826	13.30	1236	10.4764%	Fecal		CFU/100 mL	200	-	65,086.7
5439000	4/19/2011	161	161	0.0826	13.30	1236	10.4764%	Fecal		CFU/100 mL	200	-	65,086.7
5439000	5/9/2017	161	161	0.0826	13.30	1236	10.4764%	Fecal		CFU/100 mL	200	-	65,086.7
5439000	1/23/2018	161	161	0.0826	13.30	1236	10.4764%	Fecal		CFU/100 mL	200	-	65,086.7
5439000	11/15/1992	160	160	0.0826	13.22	1248	10.5781%	Fecal		CFU/100 mL	200	-	64,682.4
5439000	8/11/1996	160	160	0.0826	13.22	1248	10.5781%	Fecal		CFU/100 mL	200	-	64,682.4
5439000	4/12/1998	160	160	0.0826	13.22	1248	10.5781%	Fecal		CFU/100 mL	200	-	64,682.4
5439000	1/30/1999	160	160	0.0826	13.22	1248	10.5781%	Fecal		CFU/100 mL	200	-	64,682.4
5439000	6/7/2004	160	160	0.0826	13.22	1248	10.5781%	Fecal		CFU/100 mL	200	-	64,682.4
5439000	4/30/2007	160	160	0.0826	13.22	1248	10.5781%	Fecal		CFU/100 mL	200	-	64,682.4
5439000	3/7/2008	160	160	0.0826	13.22	1248	10.5781%	Fecal		CFU/100 mL	200	-	64,682.4
5439000	3/2/2011	160	160	0.0826	13.22	1248	10.5781%	Fecal		CFU/100 mL	200	-	64,682.4
5439000	6/16/2011	160	160	0.0826	13.22	1248	10.5781%	Fecal		CFU/100 mL	200	-	64,682.4
5439000	12/4/2015	160	160	0.0826	13.22	1248	10.5781%	Fecal		CFU/100 mL	200	-	64,682.4
5439000	3/1/2017	160	160	0.0826	13.22	1248	10.5781%	Fecal		CFU/100 mL	200	-	64,682.4
5439000	4/29/2017	160	160	0.0826	13.22	1248	10.5781%	Fecal		CFU/100 mL	200	-	64,682.4
5439000	12/2/1990	159	159	0.0826	13.13	1260	10.6798%	Fecal		CFU/100 mL	200	-	64,278.2
5439000	3/21/1994	159	159	0.0826	13.13	1260	10.6798%	Fecal		CFU/100 mL	200	-	64,278.2
5439000	1/17/1995	159	159	0.0826	13.13	1260	10.6798%	Fecal		CFU/100 mL	200	-	64,278.2
5439000	12/10/2003	159	159	0.0826	13.13	1260	10.6798%	Fecal		CFU/100 mL	200	-	64,278.2
5439000	3/27/2004	159	159	0.0826	13.13	1260	10.6798%	Fecal		CFU/100 mL	200	-	64,278.2
5439000	2/14/2009	159	159	0.0826	13.13	1260	10.6798%	Fecal		CFU/100 mL	200	-	64,278.2

Gage ID	Date	Discharge (CFS)	Gage Discharge (less Surrogate NPDES) (CFS)	Watershed Area Ratio	Calculated flow (CFS)	Rank	Flow Exceedance %	Parameter	Results	Units (mg or micro_gram	Limit/Standard	Actual Load (million colonies/day)	Allowable Load (million colonies/day)
5439000	3/4/2018	159	159	0.0826	13.13	1260	10.6798%	Fecal		CFU/100 mL	200	-	64,278.2
5439000	10/9/2019	159	159	0.0826	13.13	1260	10.6798%	Fecal		CFU/100 mL	200	-	64,278.2
5439000	1/3/1993	158	158	0.0826	13.05	1268	10.7476%	Fecal		CFU/100 mL	200	-	63,873.9
5439000	3/12/1994	158	158	0.0826	13.05	1268	10.7476%	Fecal		CFU/100 mL	200	-	63,873.9
5439000	6/23/1996	158	158	0.0826	13.05	1268	10.7476%	Fecal		CFU/100 mL	200	-	63,873.9
5439000	8/1/1996	158	158	0.0826	13.05	1268	10.7476%	Fecal		CFU/100 mL	200	-	63,873.9
5439000	7/8/1998	158	158	0.0826	13.05	1268	10.7476%	Fecal		CFU/100 mL	200	-	63,873.9
5439000	2/27/2000	158	158	0.0826	13.05	1268	10.7476%	Fecal		CFU/100 mL	200	-	63,873.9
5439000	5/29/2004	158	158	0.0826	13.05	1268	10.7476%	Fecal		CFU/100 mL	200	-	63,873.9
5439000	2/16/2005	158	158	0.0826	13.05	1268	10.7476%	Fecal		CFU/100 mL	200	-	63,873.9
5439000	12/24/2006	158	158	0.0826	13.05	1268	10.7476%	Fecal		CFU/100 mL	200	-	63,873.9
5439000	12/25/2007	158	158	0.0826	13.05	1268	10.7476%	Fecal		CFU/100 mL	200	-	63,873.9
5439000	6/3/2008	158	158	0.0826	13.05	1268	10.7476%	Fecal		CFU/100 mL	200	-	63,873.9
5439000	12/24/2008	158	158	0.0826	13.05	1268	10.7476%	Fecal		CFU/100 mL	200	-	63,873.9
5439000	3/18/2009	158	158	0.0826	13.05	1268	10.7476%	Fecal		CFU/100 mL	200	-	63,873.9
5439000	7/14/2014	158	158	0.0826	13.05	1268	10.7476%	Fecal		CFU/100 mL	200	-	63,873.9
5439000	3/16/2015	158	158	0.0826	13.05	1268	10.7476%	Fecal		CFU/100 mL	200	-	63,873.9
5439000	11/30/1992	157	157	0.0826	12.97	1283	10.8747%	Fecal		CFU/100 mL	200	-	63,469.6
5439000	5/2/1993	157	157	0.0826	12.97	1283	10.8747%	Fecal		CFU/100 mL	200	-	63,469.6
5439000	4/27/1998	157	157	0.0826	12.97	1283	10.8747%	Fecal		CFU/100 mL	200	-	63,469.6
5439000	9/28/1999	157	157	0.0826	12.97	1283	10.8747%	Fecal		CFU/100 mL	200	-	63,469.6
5439000	3/11/2002	157	157	0.0826	12.97	1283	10.8747%	Fecal		CFU/100 mL	200	-	63,469.6
5439000	9/23/2008	157	157	0.0826	12.97	1283	10.8747%	Fecal		CFU/100 mL	200	-	63,469.6
5439000	5/14/2009	157	157	0.0826	12.97	1283	10.8747%	Fecal		CFU/100 mL	200	-	63,469.6
5439000	6/20/2010	157	157	0.0826	12.97	1283	10.8747%	Fecal		CFU/100 mL	200	-	63,469.6
5439000	7/14/2015	157	157	0.0826	12.97	1283	10.8747%	Fecal		CFU/100 mL	200	-	63,469.6
5439000	2/26/2022	88.6	88.6	0.1459	12.93	1292	10.9510%	Fecal		CFU/100 mL	200	-	63,274.2
5439000	5/6/1990	156	156	0.0826	12.89	1293	10.9595%	Fecal		CFU/100 mL	200	-	63,065.4
5439000	5/16/1990	156	156	0.0826	12.89	1293	10.9595%	Fecal		CFU/100 mL	200	-	63,065.4
5439000	6/29/1994	156	156	0.0826	12.89	1293	10.9595%	Fecal		CFU/100 mL	200	-	63,065.4
5439000	5/23/1996	156	156	0.0826	12.89	1293	10.9595%	Fecal		CFU/100 mL	200	-	63,065.4
5439000	6/5/1999	156	156	0.0826	12.89	1293	10.9595%	Fecal		CFU/100 mL	200	-	63,065.4
5439000	2/23/2000	156	156	0.0826	12.89	1293	10.9595%	Fecal		CFU/100 mL	200	-	63,065.4
5439000	3/23/2001	156	156	0.0826	12.89	1293	10.9595%	Fecal		CFU/100 mL	200	-	63,065.4
5439000	12/11/2003	156	156	0.0826	12.89	1293	10.9595%	Fecal		CFU/100 mL	200	-	63,065.4
5439000	3/28/2007	156	156	0.0826	12.89	1293	10.9595%	Fecal		CFU/100 mL	200	-	63,065.4
5439000	6/19/2009	156	156	0.0826	12.89	1293	10.9595%	Fecal		CFU/100 mL	200	-	63,065.4
5439000	1/23/2017	156	156	0.0826	12.89	1293	10.9595%	Fecal		CFU/100 mL	200	-	63,065.4
5439000	12/28/2018	156	156	0.0826	12.89	1293	10.9595%	Fecal		CFU/100 mL	200	-	63,065.4
5439000	2/4/2020	156	156	0.0826	12.89	1293	10.9595%	Fecal		CFU/100 mL	200	-	63,065.4
5439000	3/3/2022	88.1	88.1	0.1459	12.86	1306	11.0697%	Fecal		CFU/100 mL	200	-	62,917.1
5439000	3/11/1993	155	155	0.0826	12.80	1307	11.0781%	Fecal		CFU/100 mL	200	-	62,661.1
5439000	4/14/1993	155	155	0.0826	12.80	1307	11.0781%	Fecal		CFU/100 mL	200	-	62,661.1
5439000	6/24/1993	155	155	0.0826	12.80	1307	11.0781%	Fecal		CFU/100 mL	200	-	62,661.1
5439000	5/20/1996	155	155	0.0826	12.80	1307	11.0781%	Fecal		CFU/100 mL	200	-	62,661.1
5439000	7/27/1996	155	155	0.0826	12.80	1307	11.0781%	Fecal		CFU/100 mL	200	-	62,661.1
5439000	4/26/1998	155	155	0.0826	12.80	1307	11.0781%	Fecal		CFU/100 mL	200	-	62,661.1
5439000	5/8/1999	155	155	0.0826	12.80	1307	11.0781%	Fecal		CFU/100 mL	200	-	62,661.1
5439000	5/20/2003	155	155	0.0826	12.80	1307	11.0781%	Fecal		CFU/100 mL	200	-	62,661.1
5439000	9/4/2007	155	155	0.0826	12.80	1307	11.0781%	Fecal		CFU/100 mL	200	-	62,661.1
5439000	1/2/2016	155	155	0.0826	12.80	1307	11.0781%	Fecal		CFU/100 mL	200	-	62,661.1
5439000	1/10/2016	155	155	0.0826	12.80	1307	11.0781%	Fecal		CFU/100 mL	200	-	62,661.1
5439000	5/11/2016	155	155	0.0826	12.80	1307	11.0781%	Fecal		CFU/100 mL	200	-	62,661.1
5439000	3/20/2020	155	155	0.0826	12.80	1307	11.0781%	Fecal		CFU/100 mL	200	-	62,661.1
5439000	3/14/2021	155	155	0.0826	12.80	1307	11.0781%	Fecal		CFU/100 mL	200	-	62,661.1
5439000	11/1/1994	154	154	0.0826	12.72	1321	11.1968%	Fecal		CFU/100 mL	200	-	62,256.9
5439000	4/15/1995	154	154	0.0826	12.72	1321	11.1968%	Fecal		CFU/100 mL	200	-	62,256.9
5439000	5/18/1999	154	154	0.0826	12.72	1321	11.1968%	Fecal		CFU/100 mL	200	-	62,256.9
5439000	6/2/2001	154	154	0.0826	12.72	1321	11.1968%	Fecal		CFU/100 mL	200	-	62,256.9
5439000	5/16/2003	154	154	0.0826	12.72	1321	11.1968%	Fecal		CFU/100 mL	200	-	62,256.9
5439000	4/30/2011	154	154	0.0826	12.72	1321	11.1968%	Fecal		CFU/100 mL	200	-	62,256.9
5439000	12/27/2015	154	154	0.0826	12.72	1321	11.1968%	Fecal		CFU/100 mL	200	-	62,256.9
5439000	1/9/2019	154	154	0.0826	12.72	1321	11.1968%	Fecal		CFU/100 mL	200	-	62,256.9
5439000	4/11/2021	154	154	0.0826	12.72	1321	11.1968%	Fecal		CFU/100 mL	200	-	62,256.9
5439000	3/20/1990	153	153	0.0826	12.64	1330	11.2731%	Fecal		CFU/100 mL	200	-	61,852.6
5439000	5/4/1990	153	153	0.0826	12.64	1330	11.2731%	Fecal		CFU/100 mL	200	-	61,852.6
5439000	3/24/1991	153	153	0.0826	12.64	1330	11.2731%	Fecal		CFU/100 mL	200	-	61,852.6
5439000	4/9/1991	153	153	0.0826	12.64	1330	11.2731%	Fecal		CFU/100 mL	200	-	61,852.6
5439000	4/19/1991	153	153	0.0826	12.64	1330	11.2731%	Fecal		CFU/100 mL	200	-	61,852.6
5439000	12/20/1992	153	153	0.0826	12.64	1330	11.2731%	Fecal		CFU/100 mL	200	-	61,852.6
5439000	4/4/1998	153	153	0.0826	12.64	1330	11.2731%	Fecal		CFU/100 mL	200	-	61,852.6
5439000	5/1/1999	153	153	0.0826	12.64	1330	11.2731%	Fecal		CFU/100 mL	200	-	61,852.6
5439000	6/12/2002	153	153	0.0826	12.64	1330	11.2731%	Fecal		CFU/100 mL	200	-	61,852.6
5439000	7/23/2007	153	153	0.0826	12.64	1330	11.2731%	Fecal		CFU/100 mL	200	-	61,852.6
5439000	5/27/2008	153	153	0.0826	12.64	1330	11.2731%	Fecal		CFU/100 mL	200	-	61,852.6
5439000	8/27/2009	153	153	0.0826	12.64	1330	11.2731%	Fecal		CFU/100 mL	200	-	61,852.6
5439000	3/8/2011	153	153	0.0826	12.64	1330	11.2731%	Fecal		CFU/100 mL	200	-	61,852.6
5439000	6/11/2014	153	153	0.0826	12.64	1330	11.2731%	Fecal		CFU/100 mL	200	-	61,852.6
5439000	3/4/2021	153	153	0.0826	12.64	1330	11.2731%	Fecal		CFU/100 mL	200	-	61,852.6
5439000	8/22/1990	152	152	0.0826	12.56	1345	11.4002%	Fecal		CFU/100 mL	200	-	61,448.3
5439000	3/31/1991	152	152	0.0826	12.56	1345	11.4002%	Fecal		CFU/100 mL	200	-	61,448.3
5439000	9/25/1993	152	152	0.0826	12.56	1345	11.4002%	Fecal		CFU/100 mL	200	-	61,448.3
5439000	2/26/1994	152	152	0.0826	12.56	1345	11.4002%	Fecal		CFU/100 mL	200	-	61,448.3
5439000	4/18/1995	152	152	0.0826	12.56	1345	11.4002%	Fecal		CFU/100 mL	200	-	61,448.3
5439000	4/30/1995	152	152	0.0826	12.56	1345	11.4002%	Fecal		CFU/100 mL	200	-	61,448.3
5439000	5/11/2004	152	152	0.0826	12.56	1345	11.4002%	Fecal		CFU/100 mL	200	-	61,448.3
5439000	6/15/2004	152	152	0.0826	12.56	1345	11.4002%	Fecal		CFU/100 mL	200	-	61,448.3
5439000	4/1/2007	152	152	0.0826	12.56	1345	11.4002%	Fecal		CFU/100 mL	200	-	61,448.3
5439000	6/25/2014	152	152	0.0826	12.56	1345	11.4002%	Fecal		CFU/100 mL	200	-	61,448.3
5439000	1/9/2016	152	152	0.0826	12.56	1345	11.4002%	Fecal		CFU/100 mL	200	-	61,448.3
5439000	5/29/2016	152	152	0.0826	12.56	1345	11.4002%	Fecal		CFU/100 mL	200	-	61,448.3
5439000	3/27/2022	85.7	85.7	0.1459	12.51	1357	11.5019%	Fecal		CFU/100 mL	200	-	61,203.2
5439000	5/19/1991	151	151	0.0826	12.47	1358	11.5104%	Fecal		CFU/100 mL	200	-	61,044.1
5439000	4/19/1995	151	151	0.0826	12.47	1358	11.5104%	Fecal		CFU/100 mL	200	-	61,044.1
5439000	2/14/1998	151	151	0.0826	12.47	1358	11.5104%	Fecal		CFU/100 mL	200	-	61,044.1
5439000	3/8/1998	151	151	0.0826	12.47	1358	11.5104%	Fecal		CFU/100 mL	200	-	61,044.1
5439000	5/14/1998	151	151	0.0826	12.47	1358	11.5104%	Fecal		CFU/100 mL	200	-	61,044.1
5439000	6/3/2000	151	151	0.0826	12.47	1358	11.5104%	Fecal		CFU/100 mL	200	-	61,044.1
5439000	6/19/2000	151	151	0.0826	12.47	1358	11.5104%	Fecal		CFU/100 mL	200	-	61,044.1
5439000	2/20/2002	151	151	0.0826	12.47	1358	11.5104%	Fecal		CFU/100 mL	200	-	61,044.1
5439000	5/25/2011	151	151	0.0826	12.47	1358	11.5104%	Fecal		CFU/100 mL	200	-	61,044.1
5439000	6/5/2011	151	151	0.0826	12.47	1358	11.5104%	Fecal		CFU/100 mL	200	-	61,044.1
5439000	12/19/2015	151	151	0.0826	12.47	1358	11.5104%	Fecal		CFU/100 mL	200	-	61,044.1
5439000	3/24/2016	151	151	0.0826	12.47	1358	11.5104%	Fecal		CFU/100 mL	200	-	61,044.1
5439000	3/26/2016	151	151	0.0826	12.47	1358	11.5104%	Fecal		CFU/100 mL	200	-	61,044.1
5439000	2/26/2019	151	151	0.0826	12.47	1358	11.5104%	Fecal		CFU/100 mL	200	-	61,044.1
5439000	3/19/2019	151	151	0.0826	12.47	1358	11.5104%	Fecal		CFU/100 mL	200	-	61,044.1
5439000	6/7/2019	151	151	0.0826	12.47	1358	11.5104%	Fecal		CFU/100 mL	200	-	61,044.1
5439000	12/29/1990	150	150	0.0826	12.39	1374	11.6460%	Fecal		CFU/100 mL	200	-	60,639.8
5439000	10/2/1993	150	150	0.0826	12.39	1374	11.6460%	Fecal		CFU/100 mL	200	-	60,639.8
5439000	2/20/1997	150	150	0.0826	12.39	1374	11.6460%	Fecal		CFU/100 mL	200	-	60,639.8
5439000	3/6/1997	150	150	0.0826	12.39	1374	11.6460%	Fecal		CFU/100 mL	200	-	60,639.8
5439000	4/1/2004	150	150	0.0826	12.39	1374	11.6460%	Fecal		CFU/100 mL	200	-	60,639.8
5439000	1/14/2005	150	150	0.0826	12.39	1374	11.6460%	Fecal		CFU/100 mL	200	-	60,639.8
5439000	10/26/2008	150	150	0.0826	12.39	1374	11.6460%	Fecal		CFU/100 mL	200	-	60,639.8

Gage ID	Date	Discharge (CFS)	Gage Discharge (less Surrogate NPDES) (CFS)	Watershed Area Ratio	Calculated flow (CFS)	Rank	Flow Exceedance %	Parameter	Results	Units (mg or micro_gram	Limit/Standard	Actual Load (million colonies/day)	Allowable Load (million colonies/day)
5439000	4/27/2015	150	150	0.0826	12.39	1374	11.6460%	Fecal		CFU/100 mL	200	-	60,639.8
5439000	7/16/2020	150	150	0.0826	12.39	1374	11.6460%	Fecal		CFU/100 mL	200	-	60,639.8
5439000	1/21/1993	149	149	0.0826	12.31	1383	11.7223%	Fecal		CFU/100 mL	200	-	60,235.5
5439000	5/8/1993	149	149	0.0826	12.31	1383	11.7223%	Fecal		CFU/100 mL	200	-	60,235.5
5439000	5/16/1995	149	149	0.0826	12.31	1383	11.7223%	Fecal		CFU/100 mL	200	-	60,235.5
5439000	3/22/1998	149	149	0.0826	12.31	1383	11.7223%	Fecal		CFU/100 mL	200	-	60,235.5
5439000	4/15/1998	149	149	0.0826	12.31	1383	11.7223%	Fecal		CFU/100 mL	200	-	60,235.5
5439000	4/12/2001	149	149	0.0826	12.31	1383	11.7223%	Fecal		CFU/100 mL	200	-	60,235.5
5439000	3/28/2004	149	149	0.0826	12.31	1383	11.7223%	Fecal		CFU/100 mL	200	-	60,235.5
5439000	3/17/2007	149	149	0.0826	12.31	1383	11.7223%	Fecal		CFU/100 mL	200	-	60,235.5
5439000	5/9/2009	149	149	0.0826	12.31	1383	11.7223%	Fecal		CFU/100 mL	200	-	60,235.5
5439000	5/19/2009	149	149	0.0826	12.31	1383	11.7223%	Fecal		CFU/100 mL	200	-	60,235.5
5439000	10/28/2009	149	149	0.0826	12.31	1383	11.7223%	Fecal		CFU/100 mL	200	-	60,235.5
5439000	4/9/2010	149	149	0.0826	12.31	1383	11.7223%	Fecal		CFU/100 mL	200	-	60,235.5
5439000	5/5/2016	149	149	0.0826	12.31	1383	11.7223%	Fecal		CFU/100 mL	200	-	60,235.5
5439000	5/20/2016	149	149	0.0826	12.31	1383	11.7223%	Fecal		CFU/100 mL	200	-	60,235.5
5439000	4/10/2017	149	149	0.0826	12.31	1383	11.7223%	Fecal		CFU/100 mL	200	-	60,235.5
5439000	6/14/2018	149	149	0.0826	12.31	1383	11.7223%	Fecal		CFU/100 mL	200	-	60,235.5
5439000	3/22/1990	148	148	0.0826	12.23	1399	11.8579%	Fecal		CFU/100 mL	200	-	59,831.3
5439000	6/4/1991	148	148	0.0826	12.23	1399	11.8579%	Fecal		CFU/100 mL	200	-	59,831.3
5439000	1/8/1993	148	148	0.0826	12.23	1399	11.8579%	Fecal		CFU/100 mL	200	-	59,831.3
5439000	9/17/1993	148	148	0.0826	12.23	1399	11.8579%	Fecal		CFU/100 mL	200	-	59,831.3
5439000	6/27/2000	148	148	0.0826	12.23	1399	11.8579%	Fecal		CFU/100 mL	200	-	59,831.3
5439000	4/12/2002	148	148	0.0826	12.23	1399	11.8579%	Fecal		CFU/100 mL	200	-	59,831.3
5439000	4/6/2009	148	148	0.0826	12.23	1399	11.8579%	Fecal		CFU/100 mL	200	-	59,831.3
5439000	5/6/2009	148	148	0.0826	12.23	1399	11.8579%	Fecal		CFU/100 mL	200	-	59,831.3
5439000	5/29/2009	148	148	0.0826	12.23	1399	11.8579%	Fecal		CFU/100 mL	200	-	59,831.3
5439000	3/7/2010	148	148	0.0826	12.23	1399	11.8579%	Fecal		CFU/100 mL	200	-	59,831.3
5439000	5/19/2011	148	148	0.0826	12.23	1399	11.8579%	Fecal		CFU/100 mL	200	-	59,831.3
5439000	5/7/2017	148	148	0.0826	12.23	1399	11.8579%	Fecal		CFU/100 mL	200	-	59,831.3
5439000	4/12/2022	83.6	83.6	0.1459	12.20	1411	11.9597%	Fecal		CFU/100 mL	200	-	59,703.4
5439000	3/3/1990	147	147	0.0826	12.14	1412	11.9681%	Fecal		CFU/100 mL	200	-	59,427.0
5439000	2/25/1992	147	147	0.0826	12.14	1412	11.9681%	Fecal		CFU/100 mL	200	-	59,427.0
5439000	5/1/1993	147	147	0.0826	12.14	1412	11.9681%	Fecal		CFU/100 mL	200	-	59,427.0
5439000	8/31/1993	147	147	0.0826	12.14	1412	11.9681%	Fecal		CFU/100 mL	200	-	59,427.0
5439000	10/24/2001	147	147	0.0826	12.14	1412	11.9681%	Fecal		CFU/100 mL	200	-	59,427.0
5439000	5/21/2002	147	147	0.0826	12.14	1412	11.9681%	Fecal		CFU/100 mL	200	-	59,427.0
5439000	6/16/2009	147	147	0.0826	12.14	1412	11.9681%	Fecal		CFU/100 mL	200	-	59,427.0
5439000	3/22/2010	147	147	0.0826	12.14	1412	11.9681%	Fecal		CFU/100 mL	200	-	59,427.0
5439000	10/13/2019	147	147	0.0826	12.14	1412	11.9681%	Fecal		CFU/100 mL	200	-	59,427.0
5439000	11/2/1992	146	146	0.0826	12.06	1421	12.0444%	Fecal		CFU/100 mL	200	-	59,022.7
5439000	3/14/1994	146	146	0.0826	12.06	1421	12.0444%	Fecal		CFU/100 mL	200	-	59,022.7
5439000	6/13/1996	146	146	0.0826	12.06	1421	12.0444%	Fecal		CFU/100 mL	200	-	59,022.7
5439000	4/13/1998	146	146	0.0826	12.06	1421	12.0444%	Fecal		CFU/100 mL	200	-	59,022.7
5439000	5/11/2002	146	146	0.0826	12.06	1421	12.0444%	Fecal		CFU/100 mL	200	-	59,022.7
5439000	12/23/2008	146	146	0.0826	12.06	1421	12.0444%	Fecal		CFU/100 mL	200	-	59,022.7
5439000	4/25/2009	146	146	0.0826	12.06	1421	12.0444%	Fecal		CFU/100 mL	200	-	59,022.7
5439000	3/18/2013	146	146	0.0826	12.06	1421	12.0444%	Fecal		CFU/100 mL	200	-	59,022.7
5439000	5/23/2018	146	146	0.0826	12.06	1421	12.0444%	Fecal		CFU/100 mL	200	-	59,022.7
5439000	6/21/2018	146	146	0.0826	12.06	1421	12.0444%	Fecal		CFU/100 mL	200	-	59,022.7
5439000	2/4/2019	146	146	0.0826	12.06	1421	12.0444%	Fecal		CFU/100 mL	200	-	59,022.7
5439000	3/16/2021	146	146	0.0826	12.06	1421	12.0444%	Fecal		CFU/100 mL	200	-	59,022.7
5439000	3/21/1990	145	145	0.0826	11.98	1433	12.1461%	Fecal		CFU/100 mL	200	-	58,618.5
5439000	7/1/1990	145	145	0.0826	11.98	1433	12.1461%	Fecal		CFU/100 mL	200	-	58,618.5
5439000	4/26/1993	145	145	0.0826	11.98	1433	12.1461%	Fecal		CFU/100 mL	200	-	58,618.5
5439000	5/19/1997	145	145	0.0826	11.98	1433	12.1461%	Fecal		CFU/100 mL	200	-	58,618.5
5439000	12/8/1998	145	145	0.0826	11.98	1433	12.1461%	Fecal		CFU/100 mL	200	-	58,618.5
5439000	4/19/1999	145	145	0.0826	11.98	1433	12.1461%	Fecal		CFU/100 mL	200	-	58,618.5
5439000	12/21/2006	145	145	0.0826	11.98	1433	12.1461%	Fecal		CFU/100 mL	200	-	58,618.5
5439000	4/13/2007	145	145	0.0826	11.98	1433	12.1461%	Fecal		CFU/100 mL	200	-	58,618.5
5439000	1/13/2008	145	145	0.0826	11.98	1433	12.1461%	Fecal		CFU/100 mL	200	-	58,618.5
5439000	3/19/2010	145	145	0.0826	11.98	1433	12.1461%	Fecal		CFU/100 mL	200	-	58,618.5
5439000	5/28/2015	145	145	0.0826	11.98	1433	12.1461%	Fecal		CFU/100 mL	200	-	58,618.5
5439000	3/16/2016	145	145	0.0826	11.98	1433	12.1461%	Fecal		CFU/100 mL	200	-	58,618.5
5439000	8/30/2016	145	145	0.0826	11.98	1433	12.1461%	Fecal		CFU/100 mL	200	-	58,618.5
5439000	4/16/2019	145	145	0.0826	11.98	1433	12.1461%	Fecal		CFU/100 mL	200	-	58,618.5
5439000	5/15/2019	145	145	0.0826	11.98	1433	12.1461%	Fecal		CFU/100 mL	200	-	58,618.5
5439000	9/19/2019	145	145	0.0826	11.98	1433	12.1461%	Fecal		CFU/100 mL	200	-	58,618.5
5439000	3/25/2021	145	145	0.0826	11.98	1433	12.1461%	Fecal		CFU/100 mL	200	-	58,618.5
5439000	6/11/1999	144	144	0.0826	11.90	1450	12.2902%	Fecal		CFU/100 mL	200	-	58,214.2
5439000	7/12/2000	144	144	0.0826	11.90	1450	12.2902%	Fecal		CFU/100 mL	200	-	58,214.2
5439000	3/2/2001	144	144	0.0826	11.90	1450	12.2902%	Fecal		CFU/100 mL	200	-	58,214.2
5439000	7/12/2007	144	144	0.0826	11.90	1450	12.2902%	Fecal		CFU/100 mL	200	-	58,214.2
5439000	4/4/2008	144	144	0.0826	11.90	1450	12.2902%	Fecal		CFU/100 mL	200	-	58,214.2
5439000	1/4/2009	144	144	0.0826	11.90	1450	12.2902%	Fecal		CFU/100 mL	200	-	58,214.2
5439000	5/5/2009	144	144	0.0826	11.90	1450	12.2902%	Fecal		CFU/100 mL	200	-	58,214.2
5439000	11/12/2011	144	144	0.0826	11.90	1450	12.2902%	Fecal		CFU/100 mL	200	-	58,214.2
5439000	4/29/2013	144	144	0.0826	11.90	1450	12.2902%	Fecal		CFU/100 mL	200	-	58,214.2
5439000	6/27/2015	144	144	0.0826	11.90	1450	12.2902%	Fecal		CFU/100 mL	200	-	58,214.2
5439000	1/3/2019	144	144	0.0826	11.90	1450	12.2902%	Fecal		CFU/100 mL	200	-	58,214.2
5439000	5/21/1990	143	143	0.0826	11.81	1461	12.3835%	Fecal		CFU/100 mL	200	-	57,809.9
5439000	3/9/1992	143	143	0.0826	11.81	1461	12.3835%	Fecal		CFU/100 mL	200	-	57,809.9
5439000	2/1/1993	143	143	0.0826	11.81	1461	12.3835%	Fecal		CFU/100 mL	200	-	57,809.9
5439000	5/22/1996	143	143	0.0826	11.81	1461	12.3835%	Fecal		CFU/100 mL	200	-	57,809.9
5439000	2/5/1999	143	143	0.0826	11.81	1461	12.3835%	Fecal		CFU/100 mL	200	-	57,809.9
5439000	3/26/2004	143	143	0.0826	11.81	1461	12.3835%	Fecal		CFU/100 mL	200	-	57,809.9
5439000	12/11/2008	143	143	0.0826	11.81	1461	12.3835%	Fecal		CFU/100 mL	200	-	57,809.9
5439000	5/15/2017	143	143	0.0826	11.81	1461	12.3835%	Fecal		CFU/100 mL	200	-	57,809.9
5439000	5/3/2020	143	143	0.0826	11.81	1461	12.3835%	Fecal		CFU/100 mL	200	-	57,809.9
5439000	12/4/1990	142	142	0.0826	11.73	1470	12.4597%	Fecal		CFU/100 mL	200	-	57,405.7
5439000	12/18/1990	142	142	0.0826	11.73	1470	12.4597%	Fecal		CFU/100 mL	200	-	57,405.7
5439000	7/24/1993	142	142	0.0826	11.73	1470	12.4597%	Fecal		CFU/100 mL	200	-	57,405.7
5439000	11/14/1994	142	142	0.0826	11.73	1470	12.4597%	Fecal		CFU/100 mL	200	-	57,405.7
5439000	6/18/1999	142	142	0.0826	11.73	1470	12.4597%	Fecal		CFU/100 mL	200	-	57,405.7
5439000	5/10/2000	142	142	0.0826	11.73	1470	12.4597%	Fecal		CFU/100 mL	200	-	57,405.7
5439000	6/20/2000	142	142	0.0826	11.73	1470	12.4597%	Fecal		CFU/100 mL	200	-	57,405.7
5439000	1/31/2001	142	142	0.0826	11.73	1470	12.4597%	Fecal		CFU/100 mL	200	-	57,405.7
5439000	3/19/2009	142	142	0.0826	11.73	1470	12.4597%	Fecal		CFU/100 mL	200	-	57,405.7
5439000	6/12/2009	142	142	0.0826	11.73	1470	12.4597%	Fecal		CFU/100 mL	200	-	57,405.7
5439000	6/24/2016	142	142	0.0826	11.73	1470	12.4597%	Fecal		CFU/100 mL	200	-	57,405.7
5439000	6/20/2018	142	142	0.0826	11.73	1470	12.4597%	Fecal		CFU/100 mL	200	-	57,405.7
5439000	1/7/2019	142	142	0.0826	11.73	1470	12.4597%	Fecal		CFU/100 mL	200	-	57,405.7
5439000	1/13/2020	142	142	0.0826	11.73	1470	12.4597%	Fecal		CFU/100 mL	200	-	57,405.7
5439000	2/19/2022	142	142	0.0826	11.73	1470	12.4597%	Fecal		CFU/100 mL	200	-	57,405.7
5439000	11/28/1994	141	141	0.0826	11.65	1485	12.5869%	Fecal		CFU/100 mL	200	-	57,001.4
5439000	6/27/1996	141	141	0.0826	11.65	1485	12.5869%	Fecal		CFU/100 mL	200	-	57,001.4
5439000	4/28/1998	141	141	0.0826	11.65	1485	12.5869%	Fecal		CFU/100 mL	200	-	57,001.4
5439000	3/3/2001	141	141	0.0826	11.65	1485	12.5869%	Fecal		CFU/100 mL	200	-	57,001.4
5439000	6/8/2004	141	141	0.0826	11.65	1485	12.5869%	Fecal		CFU/100 mL	200	-	57,001.4
5439000	4/2/2007	141	141	0.0826	11.65	1485	12.5869%	Fecal		CFU/100 mL	200	-	57,001.4
5439000	3/7/2009	141	141	0.0826	11.65	1485	12.5869%	Fecal		CFU/100 mL	200	-	57,001.4
5439000	5/14/2015	141	141	0.0826	11.65	1485	12.5869%	Fecal		CFU/100 mL	200	-	57,001.4
5439000	1/26/2017	141	141	0.0826	11.65	1485	12.5869%	Fecal		CFU/100 mL	200	-	57,001.4
5439000	7/25/2017	141	141	0.0826	11.65	1485	12.5869%	Fecal		CFU/100 mL	200	-	57,001.4
5439000	5/25/2020	141	141	0.0826	11.65	1485	12.5869%	Fecal		CFU/100 mL	200	-	57,001.4

Gage ID	Date	Discharge (CFS)	Gage Discharge (less Surrogate NPDES) (CFS)	Watershed Area Ratio	Calculated flow (CFS)	Rank	Flow Exceedance %	Parameter	Results	Units (mg or micro_gram	Limit/Standard	Actual Load (million colonies/day)	Allowable Load (million colonies/day)
5439000	4/17/2022	79.8	79.8	0.1459	11.65	1496	12.6801%	Fecal		CFU/100 mL	200	-	56,989.7
5439000	7/28/1993	140	140	0.0826	11.57	1497	12.6886%	Fecal		CFU/100 mL	200	-	56,597.1
5439000	3/9/1994	140	140	0.0826	11.57	1497	12.6886%	Fecal		CFU/100 mL	200	-	56,597.1
5439000	3/24/1994	140	140	0.0826	11.57	1497	12.6886%	Fecal		CFU/100 mL	200	-	56,597.1
5439000	3/4/2001	140	140	0.0826	11.57	1497	12.6886%	Fecal		CFU/100 mL	200	-	56,597.1
5439000	6/3/2007	140	140	0.0826	11.57	1497	12.6886%	Fecal		CFU/100 mL	200	-	56,597.1
5439000	6/22/2009	140	140	0.0826	11.57	1497	12.6886%	Fecal		CFU/100 mL	200	-	56,597.1
5439000	3/23/2014	140	140	0.0826	11.57	1497	12.6886%	Fecal		CFU/100 mL	200	-	56,597.1
5439000	7/21/2017	140	140	0.0826	11.57	1497	12.6886%	Fecal		CFU/100 mL	200	-	56,597.1
5439000	3/21/2021	140	140	0.0826	11.57	1497	12.6886%	Fecal		CFU/100 mL	200	-	56,597.1
5439000	12/12/1991	139	139	0.0826	11.48	1506	12.7649%	Fecal		CFU/100 mL	200	-	56,192.9
5439000	2/19/1992	139	139	0.0826	11.48	1506	12.7649%	Fecal		CFU/100 mL	200	-	56,192.9
5439000	3/19/1999	139	139	0.0826	11.48	1506	12.7649%	Fecal		CFU/100 mL	200	-	56,192.9
5439000	2/17/2001	139	139	0.0826	11.48	1506	12.7649%	Fecal		CFU/100 mL	200	-	56,192.9
5439000	9/5/2007	139	139	0.0826	11.48	1506	12.7649%	Fecal		CFU/100 mL	200	-	56,192.9
5439000	5/31/2008	139	139	0.0826	11.48	1506	12.7649%	Fecal		CFU/100 mL	200	-	56,192.9
5439000	6/26/2010	139	139	0.0826	11.48	1506	12.7649%	Fecal		CFU/100 mL	200	-	56,192.9
5439000	1/3/2011	139	139	0.0826	11.48	1506	12.7649%	Fecal		CFU/100 mL	200	-	56,192.9
5439000	3/4/2011	139	139	0.0826	11.48	1506	12.7649%	Fecal		CFU/100 mL	200	-	56,192.9
5439000	7/7/2014	139	139	0.0826	11.48	1506	12.7649%	Fecal		CFU/100 mL	200	-	56,192.9
5439000	5/26/2015	139	139	0.0826	11.48	1506	12.7649%	Fecal		CFU/100 mL	200	-	56,192.9
5439000	12/5/2015	139	139	0.0826	11.48	1506	12.7649%	Fecal		CFU/100 mL	200	-	56,192.9
5439000	1/11/2016	139	139	0.0826	11.48	1506	12.7649%	Fecal		CFU/100 mL	200	-	56,192.9
5439000	4/19/2017	139	139	0.0826	11.48	1506	12.7649%	Fecal		CFU/100 mL	200	-	56,192.9
5439000	4/18/2022	78.2	78.2	0.1459	11.41	1520	12.8835%	Fecal		CFU/100 mL	200	-	55,847.0
5439000	8/4/1990	138	138	0.0826	11.40	1521	12.8920%	Fecal		CFU/100 mL	200	-	55,788.6
5439000	4/17/1992	138	138	0.0826	11.40	1521	12.8920%	Fecal		CFU/100 mL	200	-	55,788.6
5439000	5/8/1995	138	138	0.0826	11.40	1521	12.8920%	Fecal		CFU/100 mL	200	-	55,788.6
5439000	1/9/1998	138	138	0.0826	11.40	1521	12.8920%	Fecal		CFU/100 mL	200	-	55,788.6
5439000	5/15/1998	138	138	0.0826	11.40	1521	12.8920%	Fecal		CFU/100 mL	200	-	55,788.6
5439000	10/20/1998	138	138	0.0826	11.40	1521	12.8920%	Fecal		CFU/100 mL	200	-	55,788.6
5439000	2/1/2001	138	138	0.0826	11.40	1521	12.8920%	Fecal		CFU/100 mL	200	-	55,788.6
5439000	3/8/2004	138	138	0.0826	11.40	1521	12.8920%	Fecal		CFU/100 mL	200	-	55,788.6
5439000	12/16/2006	138	138	0.0826	11.40	1521	12.8920%	Fecal		CFU/100 mL	200	-	55,788.6
5439000	3/29/2007	138	138	0.0826	11.40	1521	12.8920%	Fecal		CFU/100 mL	200	-	55,788.6
5439000	4/3/2007	138	138	0.0826	11.40	1521	12.8920%	Fecal		CFU/100 mL	200	-	55,788.6
5439000	3/16/2008	138	138	0.0826	11.40	1521	12.8920%	Fecal		CFU/100 mL	200	-	55,788.6
5439000	5/15/2008	138	138	0.0826	11.40	1521	12.8920%	Fecal		CFU/100 mL	200	-	55,788.6
5439000	4/19/2009	138	138	0.0826	11.40	1521	12.8920%	Fecal		CFU/100 mL	200	-	55,788.6
5439000	11/5/2009	138	138	0.0826	11.40	1521	12.8920%	Fecal		CFU/100 mL	200	-	55,788.6
5439000	12/19/2011	138	138	0.0826	11.40	1521	12.8920%	Fecal		CFU/100 mL	200	-	55,788.6
5439000	5/16/2015	138	138	0.0826	11.40	1521	12.8920%	Fecal		CFU/100 mL	200	-	55,788.6
5439000	11/30/2016	138	138	0.0826	11.40	1521	12.8920%	Fecal		CFU/100 mL	200	-	55,788.6
5439000	1/24/2017	138	138	0.0826	11.40	1521	12.8920%	Fecal		CFU/100 mL	200	-	55,788.6
5439000	1/25/2017	138	138	0.0826	11.40	1521	12.8920%	Fecal		CFU/100 mL	200	-	55,788.6
5439000	10/10/2019	138	138	0.0826	11.40	1521	12.8920%	Fecal		CFU/100 mL	200	-	55,788.6
5439000	11/6/2019	138	138	0.0826	11.40	1521	12.8920%	Fecal		CFU/100 mL	200	-	55,788.6
5439000	9/10/1992	137	137	0.0826	11.32	1543	13.0785%	Fecal		CFU/100 mL	200	-	55,384.3
5439000	12/1/1992	137	137	0.0826	11.32	1543	13.0785%	Fecal		CFU/100 mL	200	-	55,384.3
5439000	5/1/2007	137	137	0.0826	11.32	1543	13.0785%	Fecal		CFU/100 mL	200	-	55,384.3
5439000	9/24/2008	137	137	0.0826	11.32	1543	13.0785%	Fecal		CFU/100 mL	200	-	55,384.3
5439000	1/1/2010	137	137	0.0826	11.32	1543	13.0785%	Fecal		CFU/100 mL	200	-	55,384.3
5439000	1/28/2010	137	137	0.0826	11.32	1543	13.0785%	Fecal		CFU/100 mL	200	-	55,384.3
5439000	7/6/2016	137	137	0.0826	11.32	1543	13.0785%	Fecal		CFU/100 mL	200	-	55,384.3
5439000	3/2/2017	137	137	0.0826	11.32	1543	13.0785%	Fecal		CFU/100 mL	200	-	55,384.3
5439000	5/28/2017	137	137	0.0826	11.32	1543	13.0785%	Fecal		CFU/100 mL	200	-	55,384.3
5439000	3/20/2019	137	137	0.0826	11.32	1543	13.0785%	Fecal		CFU/100 mL	200	-	55,384.3
5439000	11/13/1994	136	136	0.0826	11.23	1553	13.1632%	Fecal		CFU/100 mL	200	-	54,980.1
5439000	6/7/1995	136	136	0.0826	11.23	1553	13.1632%	Fecal		CFU/100 mL	200	-	54,980.1
5439000	11/10/1995	136	136	0.0826	11.23	1553	13.1632%	Fecal		CFU/100 mL	200	-	54,980.1
5439000	8/12/1996	136	136	0.0826	11.23	1553	13.1632%	Fecal		CFU/100 mL	200	-	54,980.1
5439000	5/22/2002	136	136	0.0826	11.23	1553	13.1632%	Fecal		CFU/100 mL	200	-	54,980.1
5439000	7/18/2007	136	136	0.0826	11.23	1553	13.1632%	Fecal		CFU/100 mL	200	-	54,980.1
5439000	5/1/2011	136	136	0.0826	11.23	1553	13.1632%	Fecal		CFU/100 mL	200	-	54,980.1
5439000	3/15/2021	136	136	0.0826	11.23	1553	13.1632%	Fecal		CFU/100 mL	200	-	54,980.1
5439000	11/16/1992	135	135	0.0826	11.15	1561	13.2311%	Fecal		CFU/100 mL	200	-	54,575.8
5439000	7/3/1993	135	135	0.0826	11.15	1561	13.2311%	Fecal		CFU/100 mL	200	-	54,575.8
5439000	4/21/1999	135	135	0.0826	11.15	1561	13.2311%	Fecal		CFU/100 mL	200	-	54,575.8
5439000	2/18/2001	135	135	0.0826	11.15	1561	13.2311%	Fecal		CFU/100 mL	200	-	54,575.8
5439000	3/24/2001	135	135	0.0826	11.15	1561	13.2311%	Fecal		CFU/100 mL	200	-	54,575.8
5439000	6/13/2002	135	135	0.0826	11.15	1561	13.2311%	Fecal		CFU/100 mL	200	-	54,575.8
5439000	3/18/2007	135	135	0.0826	11.15	1561	13.2311%	Fecal		CFU/100 mL	200	-	54,575.8
5439000	12/25/2008	135	135	0.0826	11.15	1561	13.2311%	Fecal		CFU/100 mL	200	-	54,575.8
5439000	4/7/2009	135	135	0.0826	11.15	1561	13.2311%	Fecal		CFU/100 mL	200	-	54,575.8
5439000	6/20/2009	135	135	0.0826	11.15	1561	13.2311%	Fecal		CFU/100 mL	200	-	54,575.8
5439000	11/26/2009	135	135	0.0826	11.15	1561	13.2311%	Fecal		CFU/100 mL	200	-	54,575.8
5439000	11/27/2009	135	135	0.0826	11.15	1561	13.2311%	Fecal		CFU/100 mL	200	-	54,575.8
5439000	3/2/2012	135	135	0.0826	11.15	1561	13.2311%	Fecal		CFU/100 mL	200	-	54,575.8
5439000	6/30/2018	135	135	0.0826	11.15	1561	13.2311%	Fecal		CFU/100 mL	200	-	54,575.8
5439000	3/20/2022	76	76	0.1459	11.09	1575	13.3497%	Fecal		CFU/100 mL	200	-	54,275.9
5439000	2/9/1990	134	134	0.0826	11.07	1576	13.3582%	Fecal		CFU/100 mL	200	-	54,171.5
5439000	7/21/1990	134	134	0.0826	11.07	1576	13.3582%	Fecal		CFU/100 mL	200	-	54,171.5
5439000	4/11/1991	134	134	0.0826	11.07	1576	13.3582%	Fecal		CFU/100 mL	200	-	54,171.5
5439000	5/6/1991	134	134	0.0826	11.07	1576	13.3582%	Fecal		CFU/100 mL	200	-	54,171.5
5439000	12/2/1991	134	134	0.0826	11.07	1576	13.3582%	Fecal		CFU/100 mL	200	-	54,171.5
5439000	5/9/1993	134	134	0.0826	11.07	1576	13.3582%	Fecal		CFU/100 mL	200	-	54,171.5
5439000	6/25/1993	134	134	0.0826	11.07	1576	13.3582%	Fecal		CFU/100 mL	200	-	54,171.5
5439000	12/28/1994	134	134	0.0826	11.07	1576	13.3582%	Fecal		CFU/100 mL	200	-	54,171.5
5439000	8/2/1996	134	134	0.0826	11.07	1576	13.3582%	Fecal		CFU/100 mL	200	-	54,171.5
5439000	5/2/1999	134	134	0.0826	11.07	1576	13.3582%	Fecal		CFU/100 mL	200	-	54,171.5
5439000	3/12/2002	134	134	0.0826	11.07	1576	13.3582%	Fecal		CFU/100 mL	200	-	54,171.5
5439000	4/12/2007	134	134	0.0826	11.07	1576	13.3582%	Fecal		CFU/100 mL	200	-	54,171.5
5439000	5/19/2010	134	134	0.0826	11.07	1576	13.3582%	Fecal		CFU/100 mL	200	-	54,171.5
5439000	2/23/2011	134	134	0.0826	11.07	1576	13.3582%	Fecal		CFU/100 mL	200	-	54,171.5
5439000	7/4/2013	134	134	0.0826	11.07	1576	13.3582%	Fecal		CFU/100 mL	200	-	54,171.5
5439000	5/18/2015	134	134	0.0826	11.07	1576	13.3582%	Fecal		CFU/100 mL	200	-	54,171.5
5439000	3/17/2016	134	134	0.0826	11.07	1576	13.3582%	Fecal		CFU/100 mL	200	-	54,171.5
5439000	3/31/2016	134	134	0.0826	11.07	1576	13.3582%	Fecal		CFU/100 mL	200	-	54,171.5
5439000	6/1/2016	134	134	0.0826	11.07	1576	13.3582%	Fecal		CFU/100 mL	200	-	54,171.5
5439000	1/19/2017	134	134	0.0826	11.07	1576	13.3582%	Fecal		CFU/100 mL	200	-	54,171.5
5439000	4/4/2020	134	134	0.0826	11.07	1576	13.3582%	Fecal		CFU/100 mL	200	-	54,171.5
5439000	5/17/1990	133	133	0.0826	10.99	1597	13.5362%	Fecal		CFU/100 mL	200	-	53,767.3
5439000	12/14/1991	133	133	0.0826	10.99	1597	13.5362%	Fecal		CFU/100 mL	200	-	53,767.3
5439000	3/10/1992	133	133	0.0826	10.99	1597	13.5362%	Fecal		CFU/100 mL	200	-	53,767.3
5439000	4/27/1993	133	133	0.0826	10.99	1597	13.5362%	Fecal		CFU/100 mL	200	-	53,767.3
5439000	4/29/1998	133	133	0.0826	10.99	1597	13.5362%	Fecal		CFU/100 mL	200	-	53,767.3
5439000	6/8/2001	133	133	0.0826	10.99	1597	13.5362%	Fecal		CFU/100 mL	200	-	53,767.3
5439000	12/25/2006	133	133	0.0826	10.99	1597	13.5362%	Fecal		CFU/100 mL	200	-	53,767.3
5439000	4/14/2007	133	133	0.0826	10.99	1597	13.5362%	Fecal		CFU/100 mL	200	-	53,767.3
5439000	4/13/2013	133	133	0.0826	10.99	1597	13.5362%	Fecal		CFU/100 mL	200	-	53,767.3
5439000	1/22/2018	133	133	0.0826	10.99	1597	13.5362%	Fecal		CFU/100 mL	200	-	53,767.3
5439000	3/21/2019	133	133	0.0826	10.99	1597	13.5362%	Fecal		CFU/100 mL	200	-	53,767.3
5439000	1/1/2020	133	133	0.0826	10.99	1597	13.5362%	Fecal		CFU/100 mL	200	-	53,767.3
5439000	2/7/1991	132	132	0.0826	10.90	1609	13.6379%	Fecal		CFU/100 mL	200	-	53,363.0
5439000	4/5/1998	132	132	0.0826	10.90	1609	13.6379%	Fecal		CFU/100 mL	200	-	53,363.0

Gage ID	Date	Discharge (CFS)	Gage Discharge (less Surrogate NPDES) (CFS)	Watershed Area Ratio	Calculated flow (CFS)	Rank	Flow Exceedance %	Parameter	Results	Units (mg or micro_gram	Limit/Standard	Actual Load (million colonies/day)	Allowable Load (million colonies/day)
5439000	10/25/2001	132	132	0.0826	10.90	1609	13.6379%	Fecal		CFU/100 mL	200	-	53,363.0
5439000	5/23/2002	132	132	0.0826	10.90	1609	13.6379%	Fecal		CFU/100 mL	200	-	53,363.0
5439000	6/16/2004	132	132	0.0826	10.90	1609	13.6379%	Fecal		CFU/100 mL	200	-	53,363.0
5439000	3/31/2007	132	132	0.0826	10.90	1609	13.6379%	Fecal		CFU/100 mL	200	-	53,363.0
5439000	8/3/2010	132	132	0.0826	10.90	1609	13.6379%	Fecal		CFU/100 mL	200	-	53,363.0
5439000	6/17/2011	132	132	0.0826	10.90	1609	13.6379%	Fecal		CFU/100 mL	200	-	53,363.0
5439000	12/4/2011	132	132	0.0826	10.90	1609	13.6379%	Fecal		CFU/100 mL	200	-	53,363.0
5439000	5/25/2015	132	132	0.0826	10.90	1609	13.6379%	Fecal		CFU/100 mL	200	-	53,363.0
5439000	7/20/2017	132	132	0.0826	10.90	1609	13.6379%	Fecal		CFU/100 mL	200	-	53,363.0
5439000	10/24/2017	132	132	0.0826	10.90	1609	13.6379%	Fecal		CFU/100 mL	200	-	53,363.0
5439000	10/22/2019	132	132	0.0826	10.90	1609	13.6379%	Fecal		CFU/100 mL	200	-	53,363.0
5439000	3/17/2021	132	132	0.0826	10.90	1609	13.6379%	Fecal		CFU/100 mL	200	-	53,363.0
5439000	3/24/2021	132	132	0.0826	10.90	1609	13.6379%	Fecal		CFU/100 mL	200	-	53,363.0
5439000	5/7/1990	131	131	0.0826	10.82	1624	13.7650%	Fecal		CFU/100 mL	200	-	52,958.7
5439000	8/30/1993	131	131	0.0826	10.82	1624	13.7650%	Fecal		CFU/100 mL	200	-	52,958.7
5439000	6/16/1998	131	131	0.0826	10.82	1624	13.7650%	Fecal		CFU/100 mL	200	-	52,958.7
5439000	11/10/2000	131	131	0.0826	10.82	1624	13.7650%	Fecal		CFU/100 mL	200	-	52,958.7
5439000	5/17/2003	131	131	0.0826	10.82	1624	13.7650%	Fecal		CFU/100 mL	200	-	52,958.7
5439000	3/2/2009	131	131	0.0826	10.82	1624	13.7650%	Fecal		CFU/100 mL	200	-	52,958.7
5439000	3/13/2011	131	131	0.0826	10.82	1624	13.7650%	Fecal		CFU/100 mL	200	-	52,958.7
5439000	1/30/2013	131	131	0.0826	10.82	1624	13.7650%	Fecal		CFU/100 mL	200	-	52,958.7
5439000	6/8/2019	131	131	0.0826	10.82	1624	13.7650%	Fecal		CFU/100 mL	200	-	52,958.7
5439000	10/26/2019	131	131	0.0826	10.82	1624	13.7650%	Fecal		CFU/100 mL	200	-	52,958.7
5439000	3/25/1991	130	130	0.0826	10.74	1634	13.8498%	Fecal		CFU/100 mL	200	-	52,554.5
5439000	1/5/1995	130	130	0.0826	10.74	1634	13.8498%	Fecal		CFU/100 mL	200	-	52,554.5
5439000	2/20/1995	130	130	0.0826	10.74	1634	13.8498%	Fecal		CFU/100 mL	200	-	52,554.5
5439000	6/19/1998	130	130	0.0826	10.74	1634	13.8498%	Fecal		CFU/100 mL	200	-	52,554.5
5439000	5/7/2003	130	130	0.0826	10.74	1634	13.8498%	Fecal		CFU/100 mL	200	-	52,554.5
5439000	4/2/2004	130	130	0.0826	10.74	1634	13.8498%	Fecal		CFU/100 mL	200	-	52,554.5
5439000	1/15/2005	130	130	0.0826	10.74	1634	13.8498%	Fecal		CFU/100 mL	200	-	52,554.5
5439000	11/30/2006	130	130	0.0826	10.74	1634	13.8498%	Fecal		CFU/100 mL	200	-	52,554.5
5439000	3/7/2007	130	130	0.0826	10.74	1634	13.8498%	Fecal		CFU/100 mL	200	-	52,554.5
5439000	3/19/2007	130	130	0.0826	10.74	1634	13.8498%	Fecal		CFU/100 mL	200	-	52,554.5
5439000	8/19/2007	130	130	0.0826	10.74	1634	13.8498%	Fecal		CFU/100 mL	200	-	52,554.5
5439000	6/13/2008	130	130	0.0826	10.74	1634	13.8498%	Fecal		CFU/100 mL	200	-	52,554.5
5439000	3/23/2011	130	130	0.0826	10.74	1634	13.8498%	Fecal		CFU/100 mL	200	-	52,554.5
5439000	1/3/2016	130	130	0.0826	10.74	1634	13.8498%	Fecal		CFU/100 mL	200	-	52,554.5
5439000	6/16/2019	130	130	0.0826	10.74	1634	13.8498%	Fecal		CFU/100 mL	200	-	52,554.5
5439000	11/22/2019	130	130	0.0826	10.74	1634	13.8498%	Fecal		CFU/100 mL	200	-	52,554.5
5439000	11/15/1994	129	129	0.0826	10.66	1650	13.9854%	Fecal		CFU/100 mL	200	-	52,150.2
5439000	5/17/1995	129	129	0.0826	10.66	1650	13.9854%	Fecal		CFU/100 mL	200	-	52,150.2
5439000	5/10/1997	129	129	0.0826	10.66	1650	13.9854%	Fecal		CFU/100 mL	200	-	52,150.2
5439000	4/14/1998	129	129	0.0826	10.66	1650	13.9854%	Fecal		CFU/100 mL	200	-	52,150.2
5439000	5/2/1998	129	129	0.0826	10.66	1650	13.9854%	Fecal		CFU/100 mL	200	-	52,150.2
5439000	4/24/2000	129	129	0.0826	10.66	1650	13.9854%	Fecal		CFU/100 mL	200	-	52,150.2
5439000	2/20/2001	129	129	0.0826	10.66	1650	13.9854%	Fecal		CFU/100 mL	200	-	52,150.2
5439000	2/22/2002	129	129	0.0826	10.66	1650	13.9854%	Fecal		CFU/100 mL	200	-	52,150.2
5439000	3/30/2007	129	129	0.0826	10.66	1650	13.9854%	Fecal		CFU/100 mL	200	-	52,150.2
5439000	12/22/2008	129	129	0.0826	10.66	1650	13.9854%	Fecal		CFU/100 mL	200	-	52,150.2
5439000	5/20/2009	129	129	0.0826	10.66	1650	13.9854%	Fecal		CFU/100 mL	200	-	52,150.2
5439000	6/6/2011	129	129	0.0826	10.66	1650	13.9854%	Fecal		CFU/100 mL	200	-	52,150.2
5439000	5/15/2015	129	129	0.0826	10.66	1650	13.9854%	Fecal		CFU/100 mL	200	-	52,150.2
5439000	6/13/2015	129	129	0.0826	10.66	1650	13.9854%	Fecal		CFU/100 mL	200	-	52,150.2
5439000	7/29/2017	129	129	0.0826	10.66	1650	13.9854%	Fecal		CFU/100 mL	200	-	52,150.2
5439000	10/18/2017	129	129	0.0826	10.66	1650	13.9854%	Fecal		CFU/100 mL	200	-	52,150.2
5439000	3/5/2018	129	129	0.0826	10.66	1650	13.9854%	Fecal		CFU/100 mL	200	-	52,150.2
5439000	3/26/2021	129	129	0.0826	10.66	1650	13.9854%	Fecal		CFU/100 mL	200	-	52,150.2
5439000	3/23/1990	128	128	0.0826	10.57	1668	14.1380%	Fecal		CFU/100 mL	200	-	51,746.0
5439000	6/13/1991	128	128	0.0826	10.57	1668	14.1380%	Fecal		CFU/100 mL	200	-	51,746.0
5439000	2/18/1992	128	128	0.0826	10.57	1668	14.1380%	Fecal		CFU/100 mL	200	-	51,746.0
5439000	6/14/1996	128	128	0.0826	10.57	1668	14.1380%	Fecal		CFU/100 mL	200	-	51,746.0
5439000	3/23/1998	128	128	0.0826	10.57	1668	14.1380%	Fecal		CFU/100 mL	200	-	51,746.0
5439000	5/19/1998	128	128	0.0826	10.57	1668	14.1380%	Fecal		CFU/100 mL	200	-	51,746.0
5439000	6/6/1999	128	128	0.0826	10.57	1668	14.1380%	Fecal		CFU/100 mL	200	-	51,746.0
5439000	3/2/2008	128	128	0.0826	10.57	1668	14.1380%	Fecal		CFU/100 mL	200	-	51,746.0
5439000	5/30/2009	128	128	0.0826	10.57	1668	14.1380%	Fecal		CFU/100 mL	200	-	51,746.0
5439000	6/2/2009	128	128	0.0826	10.57	1668	14.1380%	Fecal		CFU/100 mL	200	-	51,746.0
5439000	3/20/2010	128	128	0.0826	10.57	1668	14.1380%	Fecal		CFU/100 mL	200	-	51,746.0
5439000	3/3/2011	128	128	0.0826	10.57	1668	14.1380%	Fecal		CFU/100 mL	200	-	51,746.0
5439000	6/28/2015	128	128	0.0826	10.57	1668	14.1380%	Fecal		CFU/100 mL	200	-	51,746.0
5439000	12/20/2015	128	128	0.0826	10.57	1668	14.1380%	Fecal		CFU/100 mL	200	-	51,746.0
5439000	4/2/2016	128	128	0.0826	10.57	1668	14.1380%	Fecal		CFU/100 mL	200	-	51,746.0
5439000	5/21/2016	128	128	0.0826	10.57	1668	14.1380%	Fecal		CFU/100 mL	200	-	51,746.0
5439000	5/9/1990	127	127	0.0826	10.49	1684	14.2736%	Fecal		CFU/100 mL	200	-	51,341.7
5439000	2/26/1992	127	127	0.0826	10.49	1684	14.2736%	Fecal		CFU/100 mL	200	-	51,341.7
5439000	4/28/1993	127	127	0.0826	10.49	1684	14.2736%	Fecal		CFU/100 mL	200	-	51,341.7
5439000	5/18/1995	127	127	0.0826	10.49	1684	14.2736%	Fecal		CFU/100 mL	200	-	51,341.7
5439000	2/15/1998	127	127	0.0826	10.49	1684	14.2736%	Fecal		CFU/100 mL	200	-	51,341.7
5439000	7/5/2000	127	127	0.0826	10.49	1684	14.2736%	Fecal		CFU/100 mL	200	-	51,341.7
5439000	5/21/2003	127	127	0.0826	10.49	1684	14.2736%	Fecal		CFU/100 mL	200	-	51,341.7
5439000	2/17/2005	127	127	0.0826	10.49	1684	14.2736%	Fecal		CFU/100 mL	200	-	51,341.7
5439000	12/26/2008	127	127	0.0826	10.49	1684	14.2736%	Fecal		CFU/100 mL	200	-	51,341.7
5439000	6/17/2009	127	127	0.0826	10.49	1684	14.2736%	Fecal		CFU/100 mL	200	-	51,341.7
5439000	3/24/2011	127	127	0.0826	10.49	1684	14.2736%	Fecal		CFU/100 mL	200	-	51,341.7
5439000	3/7/2012	127	127	0.0826	10.49	1684	14.2736%	Fecal		CFU/100 mL	200	-	51,341.7
5439000	5/10/2012	127	127	0.0826	10.49	1684	14.2736%	Fecal		CFU/100 mL	200	-	51,341.7
5439000	6/15/2013	127	127	0.0826	10.49	1684	14.2736%	Fecal		CFU/100 mL	200	-	51,341.7
5439000	3/17/2015	127	127	0.0826	10.49	1684	14.2736%	Fecal		CFU/100 mL	200	-	51,341.7
5439000	3/27/2021	127	127	0.0826	10.49	1684	14.2736%	Fecal		CFU/100 mL	200	-	51,341.7
5439000	3/6/2022	71.4	71.4	0.1459	10.42	1700	14.4092%	Fecal		CFU/100 mL	200	-	50,990.7
5439000	3/28/2022	71.4	71.4	0.1459	10.42	1700	14.4092%	Fecal		CFU/100 mL	200	-	50,990.7
5439000	2/8/1990	126	126	0.0826	10.41	1702	14.4262%	Fecal		CFU/100 mL	200	-	50,937.4
5439000	12/12/1990	126	126	0.0826	10.41	1702	14.4262%	Fecal		CFU/100 mL	200	-	50,937.4
5439000	4/1/1991	126	126	0.0826	10.41	1702	14.4262%	Fecal		CFU/100 mL	200	-	50,937.4
5439000	4/20/1991	126	126	0.0826	10.41	1702	14.4262%	Fecal		CFU/100 mL	200	-	50,937.4
5439000	12/11/1991	126	126	0.0826	10.41	1702	14.4262%	Fecal		CFU/100 mL	200	-	50,937.4
5439000	12/21/1992	126	126	0.0826	10.41	1702	14.4262%	Fecal		CFU/100 mL	200	-	50,937.4
5439000	2/27/1998	126	126	0.0826	10.41	1702	14.4262%	Fecal		CFU/100 mL	200	-	50,937.4
5439000	2/28/1998	126	126	0.0826	10.41	1702	14.4262%	Fecal		CFU/100 mL	200	-	50,937.4
5439000	5/19/1999	126	126	0.0826	10.41	1702	14.4262%	Fecal		CFU/100 mL	200	-	50,937.4
5439000	6/1/1999	126	126	0.0826	10.41	1702	14.4262%	Fecal		CFU/100 mL	200	-	50,937.4
5439000	3/25/2004	126	126	0.0826	10.41	1702	14.4262%	Fecal		CFU/100 mL	200	-	50,937.4
5439000	6/9/2004	126	126	0.0826	10.41	1702	14.4262%	Fecal		CFU/100 mL	200	-	50,937.4
5439000	3/8/2007	126	126	0.0826	10.41	1702	14.4262%	Fecal		CFU/100 mL	200	-	50,937.4
5439000	4/17/2008	126	126	0.0826	10.41	1702	14.4262%	Fecal		CFU/100 mL	200	-	50,937.4
5439000	2/7/2009	126	126	0.0826	10.41	1702	14.4262%	Fecal		CFU/100 mL	200	-	50,937.4
5439000	2/15/2009	126	126	0.0826	10.41	1702	14.4262%	Fecal		CFU/100 mL	200	-	50,937.4
5439000	3/20/2009	126	126	0.0826	10.41	1702	14.4262%	Fecal		CFU/100 mL	200	-	50,937.4
5439000	5/13/2009	126	126	0.0826	10.41	1702	14.4262%	Fecal		CFU/100 mL	200	-	50,937.4
5439000	8/6/2010	126	126	0.0826	10.41	1702	14.4262%	Fecal		CFU/100 mL	200	-	50,937.4
5439000	5/20/2011	126	126	0.0826	10.41	1702	14.4262%	Fecal		CFU/100 mL	200	-	50,937.4
5439000	5/3/2013	126	126	0.0826	10.41	1702	14.4262%	Fecal		CFU/100 mL	200	-	50,937.4
5439000	5/29/2015	126	126	0.0826	10.41	1702	14.4262%	Fecal		CFU/100 mL	200	-	50,937.4
5439000	7/18/2015	126	126	0.0826	10.41	1702	14.4262%	Fecal		CFU/100 mL	200	-	50,937.4
5439000	5/8/2017	126	126	0.0826	10.41	1702	14.4262%	Fecal		CFU/100 mL	200	-	50,937.4

Gage ID	Date	Discharge (CFS)	Gage Discharge (less Surrogate NPDES) (CFS)	Watershed Area Ratio	Calculated flow (CFS)	Rank	Flow Exceedance %	Parameter	Results	Units (mg or micro_gram	Limit/Standard	Actual Load (million colonies/day)	Allowable Load (million colonies/day)
5439000	4/20/2022	71	71	0.1459	10.36	1726	14.6296%	Fecal		CFU/100 mL	200	-	50,705.1
5439000	1/18/1995	125	125	0.0826	10.33	1727	14.6381%	Fecal		CFU/100 mL	200	-	50,533.2
5439000	4/16/1995	125	125	0.0826	10.33	1727	14.6381%	Fecal		CFU/100 mL	200	-	50,533.2
5439000	6/16/1996	125	125	0.0826	10.33	1727	14.6381%	Fecal		CFU/100 mL	200	-	50,533.2
5439000	3/7/1997	125	125	0.0826	10.33	1727	14.6381%	Fecal		CFU/100 mL	200	-	50,533.2
5439000	5/9/1999	125	125	0.0826	10.33	1727	14.6381%	Fecal		CFU/100 mL	200	-	50,533.2
5439000	4/13/2002	125	125	0.0826	10.33	1727	14.6381%	Fecal		CFU/100 mL	200	-	50,533.2
5439000	3/21/2010	125	125	0.0826	10.33	1727	14.6381%	Fecal		CFU/100 mL	200	-	50,533.2
5439000	6/29/2010	125	125	0.0826	10.33	1727	14.6381%	Fecal		CFU/100 mL	200	-	50,533.2
5439000	4/30/2013	125	125	0.0826	10.33	1727	14.6381%	Fecal		CFU/100 mL	200	-	50,533.2
5439000	6/26/2014	125	125	0.0826	10.33	1727	14.6381%	Fecal		CFU/100 mL	200	-	50,533.2
5439000	11/22/2015	125	125	0.0826	10.33	1727	14.6381%	Fecal		CFU/100 mL	200	-	50,533.2
5439000	5/6/2016	125	125	0.0826	10.33	1727	14.6381%	Fecal		CFU/100 mL	200	-	50,533.2
5439000	12/28/2016	125	125	0.0826	10.33	1727	14.6381%	Fecal		CFU/100 mL	200	-	50,533.2
5439000	1/16/2017	125	125	0.0826	10.33	1727	14.6381%	Fecal		CFU/100 mL	200	-	50,533.2
5439000	5/16/2017	125	125	0.0826	10.33	1727	14.6381%	Fecal		CFU/100 mL	200	-	50,533.2
5439000	12/7/2018	125	125	0.0826	10.33	1727	14.6381%	Fecal		CFU/100 mL	200	-	50,533.2
5439000	11/27/2019	125	125	0.0826	10.33	1727	14.6381%	Fecal		CFU/100 mL	200	-	50,533.2
5439000	5/10/2021	125	125	0.0826	10.33	1727	14.6381%	Fecal		CFU/100 mL	200	-	50,533.2
5439000	5/19/1990	124	124	0.0826	10.24	1745	14.7906%	Fecal		CFU/100 mL	200	-	50,128.9
5439000	4/16/1992	124	124	0.0826	10.24	1745	14.7906%	Fecal		CFU/100 mL	200	-	50,128.9
5439000	5/1/1995	124	124	0.0826	10.24	1745	14.7906%	Fecal		CFU/100 mL	200	-	50,128.9
5439000	5/19/1995	124	124	0.0826	10.24	1745	14.7906%	Fecal		CFU/100 mL	200	-	50,128.9
5439000	3/11/1998	124	124	0.0826	10.24	1745	14.7906%	Fecal		CFU/100 mL	200	-	50,128.9
5439000	5/16/1998	124	124	0.0826	10.24	1745	14.7906%	Fecal		CFU/100 mL	200	-	50,128.9
5439000	2/6/1999	124	124	0.0826	10.24	1745	14.7906%	Fecal		CFU/100 mL	200	-	50,128.9
5439000	6/19/1999	124	124	0.0826	10.24	1745	14.7906%	Fecal		CFU/100 mL	200	-	50,128.9
5439000	3/19/2008	124	124	0.0826	10.24	1745	14.7906%	Fecal		CFU/100 mL	200	-	50,128.9
5439000	4/8/2008	124	124	0.0826	10.24	1745	14.7906%	Fecal		CFU/100 mL	200	-	50,128.9
5439000	6/11/2008	124	124	0.0826	10.24	1745	14.7906%	Fecal		CFU/100 mL	200	-	50,128.9
5439000	3/23/2010	124	124	0.0826	10.24	1745	14.7906%	Fecal		CFU/100 mL	200	-	50,128.9
5439000	4/10/2010	124	124	0.0826	10.24	1745	14.7906%	Fecal		CFU/100 mL	200	-	50,128.9
5439000	7/8/2015	124	124	0.0826	10.24	1745	14.7906%	Fecal		CFU/100 mL	200	-	50,128.9
5439000	12/6/2015	124	124	0.0826	10.24	1745	14.7906%	Fecal		CFU/100 mL	200	-	50,128.9
5439000	3/27/2016	124	124	0.0826	10.24	1745	14.7906%	Fecal		CFU/100 mL	200	-	50,128.9
5439000	12/31/2018	124	124	0.0826	10.24	1745	14.7906%	Fecal		CFU/100 mL	200	-	50,128.9
5439000	2/10/2019	124	124	0.0826	10.24	1745	14.7906%	Fecal		CFU/100 mL	200	-	50,128.9
5439000	6/17/2019	124	124	0.0826	10.24	1745	14.7906%	Fecal		CFU/100 mL	200	-	50,128.9
5439000	9/21/2019	124	124	0.0826	10.24	1745	14.7906%	Fecal		CFU/100 mL	200	-	50,128.9
5439000	10/14/2019	124	124	0.0826	10.24	1745	14.7906%	Fecal		CFU/100 mL	200	-	50,128.9
5439000	3/1/2022	70.1	70.1	0.1459	10.23	1766	14.9686%	Fecal		CFU/100 mL	200	-	50,062.3
5439000	4/19/2022	69.9	69.9	0.1459	10.20	1767	14.9771%	Fecal		CFU/100 mL	200	-	49,919.5
5439000	2/27/1994	123	123	0.0826	10.16	1768	14.9856%	Fecal		CFU/100 mL	200	-	49,724.6
5439000	11/5/1994	123	123	0.0826	10.16	1768	14.9856%	Fecal		CFU/100 mL	200	-	49,724.6
5439000	6/14/2002	123	123	0.0826	10.16	1768	14.9856%	Fecal		CFU/100 mL	200	-	49,724.6
5439000	6/10/2004	123	123	0.0826	10.16	1768	14.9856%	Fecal		CFU/100 mL	200	-	49,724.6
5439000	12/1/2006	123	123	0.0826	10.16	1768	14.9856%	Fecal		CFU/100 mL	200	-	49,724.6
5439000	12/17/2006	123	123	0.0826	10.16	1768	14.9856%	Fecal		CFU/100 mL	200	-	49,724.6
5439000	6/2/2007	123	123	0.0826	10.16	1768	14.9856%	Fecal		CFU/100 mL	200	-	49,724.6
5439000	9/30/2008	123	123	0.0826	10.16	1768	14.9856%	Fecal		CFU/100 mL	200	-	49,724.6
5439000	5/10/2009	123	123	0.0826	10.16	1768	14.9856%	Fecal		CFU/100 mL	200	-	49,724.6
5439000	10/29/2009	123	123	0.0826	10.16	1768	14.9856%	Fecal		CFU/100 mL	200	-	49,724.6
5439000	11/6/2009	123	123	0.0826	10.16	1768	14.9856%	Fecal		CFU/100 mL	200	-	49,724.6
5439000	4/11/2015	123	123	0.0826	10.16	1768	14.9856%	Fecal		CFU/100 mL	200	-	49,724.6
5439000	5/31/2016	123	123	0.0826	10.16	1768	14.9856%	Fecal		CFU/100 mL	200	-	49,724.6
5439000	5/18/2018	123	123	0.0826	10.16	1768	14.9856%	Fecal		CFU/100 mL	200	-	49,724.6
5439000	2/23/2019	123	123	0.0826	10.16	1768	14.9856%	Fecal		CFU/100 mL	200	-	49,724.6
5439000	11/21/2019	123	123	0.0826	10.16	1768	14.9856%	Fecal		CFU/100 mL	200	-	49,724.6
5439000	3/13/2020	123	123	0.0826	10.16	1768	14.9856%	Fecal		CFU/100 mL	200	-	49,724.6
5439000	5/26/2020	123	123	0.0826	10.16	1768	14.9856%	Fecal		CFU/100 mL	200	-	49,724.6
5439000	3/19/2022	69.3	69.3	0.1459	10.11	1786	15.1382%	Fecal		CFU/100 mL	200	-	49,491.0
5439000	4/12/1991	122	122	0.0826	10.08	1787	15.1466%	Fecal		CFU/100 mL	200	-	49,320.4
5439000	6/5/1991	122	122	0.0826	10.08	1787	15.1466%	Fecal		CFU/100 mL	200	-	49,320.4
5439000	12/2/1992	122	122	0.0826	10.08	1787	15.1466%	Fecal		CFU/100 mL	200	-	49,320.4
5439000	11/14/1995	122	122	0.0826	10.08	1787	15.1466%	Fecal		CFU/100 mL	200	-	49,320.4
5439000	5/13/1996	122	122	0.0826	10.08	1787	15.1466%	Fecal		CFU/100 mL	200	-	49,320.4
5439000	2/14/1999	122	122	0.0826	10.08	1787	15.1466%	Fecal		CFU/100 mL	200	-	49,320.4
5439000	5/2/2002	122	122	0.0826	10.08	1787	15.1466%	Fecal		CFU/100 mL	200	-	49,320.4
5439000	4/4/2007	122	122	0.0826	10.08	1787	15.1466%	Fecal		CFU/100 mL	200	-	49,320.4
5439000	3/23/2008	122	122	0.0826	10.08	1787	15.1466%	Fecal		CFU/100 mL	200	-	49,320.4
5439000	12/20/2011	122	122	0.0826	10.08	1787	15.1466%	Fecal		CFU/100 mL	200	-	49,320.4
5439000	1/27/2017	122	122	0.0826	10.08	1787	15.1466%	Fecal		CFU/100 mL	200	-	49,320.4
5439000	7/26/2017	122	122	0.0826	10.08	1787	15.1466%	Fecal		CFU/100 mL	200	-	49,320.4
5439000	3/21/2020	122	122	0.0826	10.08	1787	15.1466%	Fecal		CFU/100 mL	200	-	49,320.4
5439000	5/9/2021	122	122	0.0826	10.08	1787	15.1466%	Fecal		CFU/100 mL	200	-	49,320.4
5439000	6/22/1990	121	121	0.0826	10.00	1801	15.2653%	Fecal		CFU/100 mL	200	-	48,916.1
5439000	4/30/1998	121	121	0.0826	10.00	1801	15.2653%	Fecal		CFU/100 mL	200	-	48,916.1
5439000	10/17/1998	121	121	0.0826	10.00	1801	15.2653%	Fecal		CFU/100 mL	200	-	48,916.1
5439000	4/20/1999	121	121	0.0826	10.00	1801	15.2653%	Fecal		CFU/100 mL	200	-	48,916.1
5439000	6/21/2000	121	121	0.0826	10.00	1801	15.2653%	Fecal		CFU/100 mL	200	-	48,916.1
5439000	5/25/2002	121	121	0.0826	10.00	1801	15.2653%	Fecal		CFU/100 mL	200	-	48,916.1
5439000	8/14/2007	121	121	0.0826	10.00	1801	15.2653%	Fecal		CFU/100 mL	200	-	48,916.1
5439000	7/21/2008	121	121	0.0826	10.00	1801	15.2653%	Fecal		CFU/100 mL	200	-	48,916.1
5439000	4/8/2009	121	121	0.0826	10.00	1801	15.2653%	Fecal		CFU/100 mL	200	-	48,916.1
5439000	6/1/2009	121	121	0.0826	10.00	1801	15.2653%	Fecal		CFU/100 mL	200	-	48,916.1
5439000	5/4/2013	121	121	0.0826	10.00	1801	15.2653%	Fecal		CFU/100 mL	200	-	48,916.1
5439000	4/9/2015	121	121	0.0826	10.00	1801	15.2653%	Fecal		CFU/100 mL	200	-	48,916.1
5439000	5/30/2015	121	121	0.0826	10.00	1801	15.2653%	Fecal		CFU/100 mL	200	-	48,916.1
5439000	5/27/2016	121	121	0.0826	10.00	1801	15.2653%	Fecal		CFU/100 mL	200	-	48,916.1
5439000	4/11/2017	121	121	0.0826	10.00	1801	15.2653%	Fecal		CFU/100 mL	200	-	48,916.1
5439000	4/20/2017	121	121	0.0826	10.00	1801	15.2653%	Fecal		CFU/100 mL	200	-	48,916.1
5439000	7/1/2018	121	121	0.0826	10.00	1801	15.2653%	Fecal		CFU/100 mL	200	-	48,916.1
5439000	11/7/2019	121	121	0.0826	10.00	1801	15.2653%	Fecal		CFU/100 mL	200	-	48,916.1
5439000	2/5/2020	121	121	0.0826	10.00	1801	15.2653%	Fecal		CFU/100 mL	200	-	48,916.1
5439000	12/19/1990	120	120	0.0826	9.91	1820	15.4263%	Fecal		CFU/100 mL	200	-	48,511.8
5439000	7/29/1993	120	120	0.0826	9.91	1820	15.4263%	Fecal		CFU/100 mL	200	-	48,511.8
5439000	9/18/1993	120	120	0.0826	9.91	1820	15.4263%	Fecal		CFU/100 mL	200	-	48,511.8
5439000	10/3/1993	120	120	0.0826	9.91	1820	15.4263%	Fecal		CFU/100 mL	200	-	48,511.8
5439000	3/18/1994	120	120	0.0826	9.91	1820	15.4263%	Fecal		CFU/100 mL	200	-	48,511.8
5439000	4/20/1995	120	120	0.0826	9.91	1820	15.4263%	Fecal		CFU/100 mL	200	-	48,511.8
5439000	5/3/1998	120	120	0.0826	9.91	1820	15.4263%	Fecal		CFU/100 mL	200	-	48,511.8
5439000	5/3/1999	120	120	0.0826	9.91	1820	15.4263%	Fecal		CFU/100 mL	200	-	48,511.8
5439000	6/28/2000	120	120	0.0826	9.91	1820	15.4263%	Fecal		CFU/100 mL	200	-	48,511.8
5439000	6/3/2001	120	120	0.0826	9.91	1820	15.4263%	Fecal		CFU/100 mL	200	-	48,511.8
5439000	8/12/2007	120	120	0.0826	9.91	1820	15.4263%	Fecal		CFU/100 mL	200	-	48,511.8
5439000	6/15/2008	120	120	0.0826	9.91	1820	15.4263%	Fecal		CFU/100 mL	200	-	48,511.8
5439000	3/24/2009	120	120	0.0826	9.91	1820	15.4263%	Fecal		CFU/100 mL	200	-	48,511.8
5439000	2/17/2011	120	120	0.0826	9.91	1820	15.4263%	Fecal		CFU/100 mL	200	-	48,511.8
5439000	2/3/2020	120	120	0.0826	9.91	1820	15.4263%	Fecal		CFU/100 mL	200	-	48,511.8
5439000	6/23/1990	119	119	0.0826	9.83	1835	15.5535%	Fecal		CFU/100 mL	200	-	48,107.6
5439000	4/6/1998	119	119	0.0826	9.83	1835	15.5535%	Fecal		CFU/100 mL	200	-	48,107.6
5439000	4/7/1998	119	119	0.0826	9.83	1835	15.5535%	Fecal		CFU/100 mL	200	-	48,107.6
5439000	5/1/1998	119	119	0.0826	9.83	1835	15.5535%	Fecal		CFU/100 mL	200	-	48,107.6
5439000	2/7/1999	119	119	0.0826	9.83	1835	15.5535%	Fecal		CFU/100 mL	200	-	48,107.6
5439000	3/20/2007	119	119	0.0826	9.83	1835	15.5535%	Fecal		CFU/100 mL	200	-	48,107.6

Gage ID	Date	Discharge (CFS)	Gage Discharge (less Surrogate NPDES) (CFS)	Watershed Area Ratio	Calculated flow (CFS)	Rank	Flow Exceedance %	Parameter	Results	Units (mg or micro_gram	Limit/Standard	Actual Load (million colonies/day)	Allowable Load (million colonies/day)
5439000	6/6/2008	119	119	0.0826	9.83	1835	15.5535%	Fecal		CFU/100 mL	200	-	48,107.6
5439000	9/29/2008	119	119	0.0826	9.83	1835	15.5535%	Fecal		CFU/100 mL	200	-	48,107.6
5439000	1/5/2009	119	119	0.0826	9.83	1835	15.5535%	Fecal		CFU/100 mL	200	-	48,107.6
5439000	3/22/2019	119	119	0.0826	9.83	1835	15.5535%	Fecal		CFU/100 mL	200	-	48,107.6
5439000	7/3/2021	119	119	0.0826	9.83	1835	15.5535%	Fecal		CFU/100 mL	200	-	48,107.6
5439000	12/5/1990	118	118	0.0826	9.75	1846	15.6467%	Fecal		CFU/100 mL	200	-	47,703.3
5439000	5/20/1991	118	118	0.0826	9.75	1846	15.6467%	Fecal		CFU/100 mL	200	-	47,703.3
5439000	10/17/1993	118	118	0.0826	9.75	1846	15.6467%	Fecal		CFU/100 mL	200	-	47,703.3
5439000	5/5/1998	118	118	0.0826	9.75	1846	15.6467%	Fecal		CFU/100 mL	200	-	47,703.3
5439000	2/28/2000	118	118	0.0826	9.75	1846	15.6467%	Fecal		CFU/100 mL	200	-	47,703.3
5439000	5/24/2002	118	118	0.0826	9.75	1846	15.6467%	Fecal		CFU/100 mL	200	-	47,703.3
5439000	6/11/2004	118	118	0.0826	9.75	1846	15.6467%	Fecal		CFU/100 mL	200	-	47,703.3
5439000	6/17/2004	118	118	0.0826	9.75	1846	15.6467%	Fecal		CFU/100 mL	200	-	47,703.3
5439000	2/7/2005	118	118	0.0826	9.75	1846	15.6467%	Fecal		CFU/100 mL	200	-	47,703.3
5439000	5/2/2007	118	118	0.0826	9.75	1846	15.6467%	Fecal		CFU/100 mL	200	-	47,703.3
5439000	9/25/2008	118	118	0.0826	9.75	1846	15.6467%	Fecal		CFU/100 mL	200	-	47,703.3
5439000	4/3/2014	118	118	0.0826	9.75	1846	15.6467%	Fecal		CFU/100 mL	200	-	47,703.3
5439000	10/27/2017	118	118	0.0826	9.75	1846	15.6467%	Fecal		CFU/100 mL	200	-	47,703.3
5439000	6/9/2019	118	118	0.0826	9.75	1846	15.6467%	Fecal		CFU/100 mL	200	-	47,703.3
5439000	2/24/2020	118	118	0.0826	9.75	1846	15.6467%	Fecal		CFU/100 mL	200	-	47,703.3
5439000	3/30/2022	66.3	66.3	0.1459	9.68	1861	15.7739%	Fecal		CFU/100 mL	200	-	47,348.5
5439000	2/15/1990	117	117	0.0826	9.67	1862	15.7823%	Fecal		CFU/100 mL	200	-	47,299.0
5439000	3/24/1990	117	117	0.0826	9.67	1862	15.7823%	Fecal		CFU/100 mL	200	-	47,299.0
5439000	11/17/1992	117	117	0.0826	9.67	1862	15.7823%	Fecal		CFU/100 mL	200	-	47,299.0
5439000	6/26/1993	117	117	0.0826	9.67	1862	15.7823%	Fecal		CFU/100 mL	200	-	47,299.0
5439000	6/28/1996	117	117	0.0826	9.67	1862	15.7823%	Fecal		CFU/100 mL	200	-	47,299.0
5439000	3/13/2002	117	117	0.0826	9.67	1862	15.7823%	Fecal		CFU/100 mL	200	-	47,299.0
5439000	4/15/2007	117	117	0.0826	9.67	1862	15.7823%	Fecal		CFU/100 mL	200	-	47,299.0
5439000	2/20/2008	117	117	0.0826	9.67	1862	15.7823%	Fecal		CFU/100 mL	200	-	47,299.0
5439000	6/3/2009	117	117	0.0826	9.67	1862	15.7823%	Fecal		CFU/100 mL	200	-	47,299.0
5439000	6/23/2010	117	117	0.0826	9.67	1862	15.7823%	Fecal		CFU/100 mL	200	-	47,299.0
5439000	3/3/2012	117	117	0.0826	9.67	1862	15.7823%	Fecal		CFU/100 mL	200	-	47,299.0
5439000	6/13/2014	117	117	0.0826	9.67	1862	15.7823%	Fecal		CFU/100 mL	200	-	47,299.0
5439000	6/29/2015	117	117	0.0826	9.67	1862	15.7823%	Fecal		CFU/100 mL	200	-	47,299.0
5439000	5/10/2016	117	117	0.0826	9.67	1862	15.7823%	Fecal		CFU/100 mL	200	-	47,299.0
5439000	5/28/2016	117	117	0.0826	9.67	1862	15.7823%	Fecal		CFU/100 mL	200	-	47,299.0
5439000	5/4/2020	117	117	0.0826	9.67	1862	15.7823%	Fecal		CFU/100 mL	200	-	47,299.0
5439000	7/16/2021	117	117	0.0826	9.67	1862	15.7823%	Fecal		CFU/100 mL	200	-	47,299.0
5439000	11/29/1991	116	116	0.0826	9.58	1879	15.9264%	Fecal		CFU/100 mL	200	-	46,894.8
5439000	12/26/1993	116	116	0.0826	9.58	1879	15.9264%	Fecal		CFU/100 mL	200	-	46,894.8
5439000	12/29/1994	116	116	0.0826	9.58	1879	15.9264%	Fecal		CFU/100 mL	200	-	46,894.8
5439000	3/11/1995	116	116	0.0826	9.58	1879	15.9264%	Fecal		CFU/100 mL	200	-	46,894.8
5439000	4/10/1995	116	116	0.0826	9.58	1879	15.9264%	Fecal		CFU/100 mL	200	-	46,894.8
5439000	5/20/1999	116	116	0.0826	9.58	1879	15.9264%	Fecal		CFU/100 mL	200	-	46,894.8
5439000	5/12/2004	116	116	0.0826	9.58	1879	15.9264%	Fecal		CFU/100 mL	200	-	46,894.8
5439000	6/4/2007	116	116	0.0826	9.58	1879	15.9264%	Fecal		CFU/100 mL	200	-	46,894.8
5439000	4/5/2008	116	116	0.0826	9.58	1879	15.9264%	Fecal		CFU/100 mL	200	-	46,894.8
5439000	7/15/2008	116	116	0.0826	9.58	1879	15.9264%	Fecal		CFU/100 mL	200	-	46,894.8
5439000	5/21/2009	116	116	0.0826	9.58	1879	15.9264%	Fecal		CFU/100 mL	200	-	46,894.8
5439000	5/2/2011	116	116	0.0826	9.58	1879	15.9264%	Fecal		CFU/100 mL	200	-	46,894.8
5439000	4/25/2015	116	116	0.0826	9.58	1879	15.9264%	Fecal		CFU/100 mL	200	-	46,894.8
5439000	4/28/2015	116	116	0.0826	9.58	1879	15.9264%	Fecal		CFU/100 mL	200	-	46,894.8
5439000	3/6/2018	116	116	0.0826	9.58	1879	15.9264%	Fecal		CFU/100 mL	200	-	46,894.8
5439000	9/20/2019	116	116	0.0826	9.58	1879	15.9264%	Fecal		CFU/100 mL	200	-	46,894.8
5439000	5/22/1990	115	115	0.0826	9.50	1895	16.0620%	Fecal		CFU/100 mL	200	-	46,490.5
5439000	12/11/1990	115	115	0.0826	9.50	1895	16.0620%	Fecal		CFU/100 mL	200	-	46,490.5
5439000	4/18/1992	115	115	0.0826	9.50	1895	16.0620%	Fecal		CFU/100 mL	200	-	46,490.5
5439000	11/3/1992	115	115	0.0826	9.50	1895	16.0620%	Fecal		CFU/100 mL	200	-	46,490.5
5439000	11/20/1992	115	115	0.0826	9.50	1895	16.0620%	Fecal		CFU/100 mL	200	-	46,490.5
5439000	2/25/1994	115	115	0.0826	9.50	1895	16.0620%	Fecal		CFU/100 mL	200	-	46,490.5
5439000	6/30/1994	115	115	0.0826	9.50	1895	16.0620%	Fecal		CFU/100 mL	200	-	46,490.5
5439000	1/5/1998	115	115	0.0826	9.50	1895	16.0620%	Fecal		CFU/100 mL	200	-	46,490.5
5439000	6/9/1998	115	115	0.0826	9.50	1895	16.0620%	Fecal		CFU/100 mL	200	-	46,490.5
5439000	2/10/1999	115	115	0.0826	9.50	1895	16.0620%	Fecal		CFU/100 mL	200	-	46,490.5
5439000	12/26/2006	115	115	0.0826	9.50	1895	16.0620%	Fecal		CFU/100 mL	200	-	46,490.5
5439000	12/26/2007	115	115	0.0826	9.50	1895	16.0620%	Fecal		CFU/100 mL	200	-	46,490.5
5439000	1/14/2008	115	115	0.0826	9.50	1895	16.0620%	Fecal		CFU/100 mL	200	-	46,490.5
5439000	10/27/2008	115	115	0.0826	9.50	1895	16.0620%	Fecal		CFU/100 mL	200	-	46,490.5
5439000	3/21/2009	115	115	0.0826	9.50	1895	16.0620%	Fecal		CFU/100 mL	200	-	46,490.5
5439000	6/18/2009	115	115	0.0826	9.50	1895	16.0620%	Fecal		CFU/100 mL	200	-	46,490.5
5439000	1/29/2010	115	115	0.0826	9.50	1895	16.0620%	Fecal		CFU/100 mL	200	-	46,490.5
5439000	6/18/2011	115	115	0.0826	9.50	1895	16.0620%	Fecal		CFU/100 mL	200	-	46,490.5
5439000	3/8/2012	115	115	0.0826	9.50	1895	16.0620%	Fecal		CFU/100 mL	200	-	46,490.5
5439000	7/8/2014	115	115	0.0826	9.50	1895	16.0620%	Fecal		CFU/100 mL	200	-	46,490.5
5439000	4/7/2016	115	115	0.0826	9.50	1895	16.0620%	Fecal		CFU/100 mL	200	-	46,490.5
5439000	5/7/2016	115	115	0.0826	9.50	1895	16.0620%	Fecal		CFU/100 mL	200	-	46,490.5
5439000	2/15/2019	115	115	0.0826	9.50	1895	16.0620%	Fecal		CFU/100 mL	200	-	46,490.5
5439000	4/17/2019	115	115	0.0826	9.50	1895	16.0620%	Fecal		CFU/100 mL	200	-	46,490.5
5439000	1/17/1990	114	114	0.0826	9.42	1919	16.2655%	Fecal		CFU/100 mL	200	-	46,086.2
5439000	3/4/1990	114	114	0.0826	9.42	1919	16.2655%	Fecal		CFU/100 mL	200	-	46,086.2
5439000	4/21/1991	114	114	0.0826	9.42	1919	16.2655%	Fecal		CFU/100 mL	200	-	46,086.2
5439000	1/16/1992	114	114	0.0826	9.42	1919	16.2655%	Fecal		CFU/100 mL	200	-	46,086.2
5439000	2/7/1993	114	114	0.0826	9.42	1919	16.2655%	Fecal		CFU/100 mL	200	-	46,086.2
5439000	3/13/1994	114	114	0.0826	9.42	1919	16.2655%	Fecal		CFU/100 mL	200	-	46,086.2
5439000	6/14/1994	114	114	0.0826	9.42	1919	16.2655%	Fecal		CFU/100 mL	200	-	46,086.2
5439000	8/13/1996	114	114	0.0826	9.42	1919	16.2655%	Fecal		CFU/100 mL	200	-	46,086.2
5439000	5/11/1999	114	114	0.0826	9.42	1919	16.2655%	Fecal		CFU/100 mL	200	-	46,086.2
5439000	6/7/1999	114	114	0.0826	9.42	1919	16.2655%	Fecal		CFU/100 mL	200	-	46,086.2
5439000	3/25/2001	114	114	0.0826	9.42	1919	16.2655%	Fecal		CFU/100 mL	200	-	46,086.2
5439000	4/14/2002	114	114	0.0826	9.42	1919	16.2655%	Fecal		CFU/100 mL	200	-	46,086.2
5439000	3/18/2008	114	114	0.0826	9.42	1919	16.2655%	Fecal		CFU/100 mL	200	-	46,086.2
5439000	5/30/2008	114	114	0.0826	9.42	1919	16.2655%	Fecal		CFU/100 mL	200	-	46,086.2
5439000	10/24/2008	114	114	0.0826	9.42	1919	16.2655%	Fecal		CFU/100 mL	200	-	46,086.2
5439000	11/7/2009	114	114	0.0826	9.42	1919	16.2655%	Fecal		CFU/100 mL	200	-	46,086.2
5439000	11/13/2011	114	114	0.0826	9.42	1919	16.2655%	Fecal		CFU/100 mL	200	-	46,086.2
5439000	6/15/2018	114	114	0.0826	9.42	1919	16.2655%	Fecal		CFU/100 mL	200	-	46,086.2
5439000	10/15/2019	114	114	0.0826	9.42	1919	16.2655%	Fecal		CFU/100 mL	200	-	46,086.2
5439000	1/14/2020	114	114	0.0826	9.42	1919	16.2655%	Fecal		CFU/100 mL	200	-	46,086.2
5439000	4/5/2020	114	114	0.0826	9.42	1919	16.2655%	Fecal		CFU/100 mL	200	-	46,086.2
5439000	2/21/2022	64	64	0.1459	9.34	1940	16.4435%	Fecal		CFU/100 mL	200	-	45,706.0
5439000	1/9/1993	113	113	0.0826	9.33	1941	16.4519%	Fecal		CFU/100 mL	200	-	45,682.0
5439000	5/10/1993	113	113	0.0826	9.33	1941	16.4519%	Fecal		CFU/100 mL	200	-	45,682.0
5439000	7/4/1993	113	113	0.0826	9.33	1941	16.4519%	Fecal		CFU/100 mL	200	-	45,682.0
5439000	10/18/1993	113	113	0.0826	9.33	1941	16.4519%	Fecal		CFU/100 mL	200	-	45,682.0
5439000	3/15/1994	113	113	0.0826	9.33	1941	16.4519%	Fecal		CFU/100 mL	200	-	45,682.0
5439000	8/13/1994	113	113	0.0826	9.33	1941	16.4519%	Fecal		CFU/100 mL	200	-	45,682.0
5439000	11/16/1994	113	113	0.0826	9.33	1941	16.4519%	Fecal		CFU/100 mL	200	-	45,682.0
5439000	2/21/1995	113	113	0.0826	9.33	1941	16.4519%	Fecal		CFU/100 mL	200	-	45,682.0
5439000	6/8/1995	113	113	0.0826	9.33	1941	16.4519%	Fecal		CFU/100 mL	200	-	45,682.0
5439000	6/15/1996	113	113	0.0826	9.33	1941	16.4519%	Fecal		CFU/100 mL	200	-	45,682.0
5439000	8/3/1996	113	113	0.0826	9.33	1941	16.4519%	Fecal		CFU/100 mL	200	-	45,682.0
5439000	3/8/1997	113	113	0.0826	9.33	1941	16.4519%	Fecal		CFU/100 mL	200	-	45,682.0
5439000	1/11/1998	113	113	0.0826	9.33	1941	16.4519%	Fecal		CFU/100 mL	200	-	45,682.0
5439000	2/16/1998	113	113	0.0826	9.33	1941	16.4519%	Fecal		CFU/100 mL	200	-	45,682.0
5439000	11/12/1998	113	113	0.0826	9.33	1941	16.4519%	Fecal		CFU/100 mL	200	-	45,682.0

Gage ID	Date	Discharge (CFS)	Gage Discharge (less Surrogate NPDES) (CFS)	Watershed Area Ratio	Calculated flow (CFS)	Rank	Flow Exceedance %	Parameter	Results	Units (mg or micro_gram	Limit/Standard	Actual Load (million colonies/day)	Allowable Load (million colonies/day)
5439000	6/5/2000	113	113	0.0826	9.33	1941	16.4519%	Fecal		CFU/100 mL	200	-	45,682.0
5439000	1/30/2001	113	113	0.0826	9.33	1941	16.4519%	Fecal		CFU/100 mL	200	-	45,682.0
5439000	5/18/2003	113	113	0.0826	9.33	1941	16.4519%	Fecal		CFU/100 mL	200	-	45,682.0
5439000	4/3/2004	113	113	0.0826	9.33	1941	16.4519%	Fecal		CFU/100 mL	200	-	45,682.0
5439000	9/6/2007	113	113	0.0826	9.33	1941	16.4519%	Fecal		CFU/100 mL	200	-	45,682.0
5439000	4/18/2008	113	113	0.0826	9.33	1941	16.4519%	Fecal		CFU/100 mL	200	-	45,682.0
5439000	3/14/2011	113	113	0.0826	9.33	1941	16.4519%	Fecal		CFU/100 mL	200	-	45,682.0
5439000	12/21/2011	113	113	0.0826	9.33	1941	16.4519%	Fecal		CFU/100 mL	200	-	45,682.0
5439000	5/17/2017	113	113	0.0826	9.33	1941	16.4519%	Fecal		CFU/100 mL	200	-	45,682.0
5439000	10/12/2017	113	113	0.0826	9.33	1941	16.4519%	Fecal		CFU/100 mL	200	-	45,682.0
5439000	5/24/2018	113	113	0.0826	9.33	1941	16.4519%	Fecal		CFU/100 mL	200	-	45,682.0
5439000	4/12/2021	113	113	0.0826	9.33	1941	16.4519%	Fecal		CFU/100 mL	200	-	45,682.0
5439000	3/29/2022	63.8	63.8	0.1459	9.31	1968	16.6808%	Fecal		CFU/100 mL	200	-	45,563.2
5439000	2/10/1990	112	112	0.0826	9.25	1969	16.6893%	Fecal		CFU/100 mL	200	-	45,277.7
5439000	5/8/1990	112	112	0.0826	9.25	1969	16.6893%	Fecal		CFU/100 mL	200	-	45,277.7
5439000	3/10/1997	112	112	0.0826	9.25	1969	16.6893%	Fecal		CFU/100 mL	200	-	45,277.7
5439000	5/11/1997	112	112	0.0826	9.25	1969	16.6893%	Fecal		CFU/100 mL	200	-	45,277.7
5439000	3/20/1999	112	112	0.0826	9.25	1969	16.6893%	Fecal		CFU/100 mL	200	-	45,277.7
5439000	5/10/1999	112	112	0.0826	9.25	1969	16.6893%	Fecal		CFU/100 mL	200	-	45,277.7
5439000	6/4/2000	112	112	0.0826	9.25	1969	16.6893%	Fecal		CFU/100 mL	200	-	45,277.7
5439000	5/3/2003	112	112	0.0826	9.25	1969	16.6893%	Fecal		CFU/100 mL	200	-	45,277.7
5439000	7/24/2007	112	112	0.0826	9.25	1969	16.6893%	Fecal		CFU/100 mL	200	-	45,277.7
5439000	8/15/2007	112	112	0.0826	9.25	1969	16.6893%	Fecal		CFU/100 mL	200	-	45,277.7
5439000	5/16/2008	112	112	0.0826	9.25	1969	16.6893%	Fecal		CFU/100 mL	200	-	45,277.7
5439000	5/11/2009	112	112	0.0826	9.25	1969	16.6893%	Fecal		CFU/100 mL	200	-	45,277.7
5439000	1/2/2010	112	112	0.0826	9.25	1969	16.6893%	Fecal		CFU/100 mL	200	-	45,277.7
5439000	5/20/2010	112	112	0.0826	9.25	1969	16.6893%	Fecal		CFU/100 mL	200	-	45,277.7
5439000	6/7/2011	112	112	0.0826	9.25	1969	16.6893%	Fecal		CFU/100 mL	200	-	45,277.7
5439000	12/5/2011	112	112	0.0826	9.25	1969	16.6893%	Fecal		CFU/100 mL	200	-	45,277.7
5439000	5/22/2016	112	112	0.0826	9.25	1969	16.6893%	Fecal		CFU/100 mL	200	-	45,277.7
5439000	6/17/2016	112	112	0.0826	9.25	1969	16.6893%	Fecal		CFU/100 mL	200	-	45,277.7
5439000	1/4/2019	112	112	0.0826	9.25	1969	16.6893%	Fecal		CFU/100 mL	200	-	45,277.7
5439000	2/12/2019	112	112	0.0826	9.25	1969	16.6893%	Fecal		CFU/100 mL	200	-	45,277.7
5439000	3/25/2019	112	112	0.0826	9.25	1969	16.6893%	Fecal		CFU/100 mL	200	-	45,277.7
5439000	1/2/2020	112	112	0.0826	9.25	1969	16.6893%	Fecal		CFU/100 mL	200	-	45,277.7
5439000	5/27/2020	112	112	0.0826	9.25	1969	16.6893%	Fecal		CFU/100 mL	200	-	45,277.7
5439000	3/7/2022	63	63	0.1459	9.19	1992	16.8842%	Fecal		CFU/100 mL	200	-	44,991.8
5439000	3/21/2022	63	63	0.1459	9.19	1992	16.8842%	Fecal		CFU/100 mL	200	-	44,991.8
5439000	5/18/1990	111	111	0.0826	9.17	1994	16.9012%	Fecal		CFU/100 mL	200	-	44,873.4
5439000	12/22/1992	111	111	0.0826	9.17	1994	16.9012%	Fecal		CFU/100 mL	200	-	44,873.4
5439000	3/12/1993	111	111	0.0826	9.17	1994	16.9012%	Fecal		CFU/100 mL	200	-	44,873.4
5439000	12/25/1994	111	111	0.0826	9.17	1994	16.9012%	Fecal		CFU/100 mL	200	-	44,873.4
5439000	3/12/1995	111	111	0.0826	9.17	1994	16.9012%	Fecal		CFU/100 mL	200	-	44,873.4
5439000	3/9/1997	111	111	0.0826	9.17	1994	16.9012%	Fecal		CFU/100 mL	200	-	44,873.4
5439000	1/10/1998	111	111	0.0826	9.17	1994	16.9012%	Fecal		CFU/100 mL	200	-	44,873.4
5439000	3/24/1998	111	111	0.0826	9.17	1994	16.9012%	Fecal		CFU/100 mL	200	-	44,873.4
5439000	6/20/1999	111	111	0.0826	9.17	1994	16.9012%	Fecal		CFU/100 mL	200	-	44,873.4
5439000	5/31/2003	111	111	0.0826	9.17	1994	16.9012%	Fecal		CFU/100 mL	200	-	44,873.4
5439000	3/17/2008	111	111	0.0826	9.17	1994	16.9012%	Fecal		CFU/100 mL	200	-	44,873.4
5439000	12/12/2008	111	111	0.0826	9.17	1994	16.9012%	Fecal		CFU/100 mL	200	-	44,873.4
5439000	5/31/2009	111	111	0.0826	9.17	1994	16.9012%	Fecal		CFU/100 mL	200	-	44,873.4
5439000	6/21/2009	111	111	0.0826	9.17	1994	16.9012%	Fecal		CFU/100 mL	200	-	44,873.4
5439000	6/21/2010	111	111	0.0826	9.17	1994	16.9012%	Fecal		CFU/100 mL	200	-	44,873.4
5439000	5/19/2015	111	111	0.0826	9.17	1994	16.9012%	Fecal		CFU/100 mL	200	-	44,873.4
5439000	5/30/2016	111	111	0.0826	9.17	1994	16.9012%	Fecal		CFU/100 mL	200	-	44,873.4
5439000	5/29/2017	111	111	0.0826	9.17	1994	16.9012%	Fecal		CFU/100 mL	200	-	44,873.4
5439000	1/10/2019	111	111	0.0826	9.17	1994	16.9012%	Fecal		CFU/100 mL	200	-	44,873.4
5439000	9/4/2019	111	111	0.0826	9.17	1994	16.9012%	Fecal		CFU/100 mL	200	-	44,873.4
5439000	12/1/2019	111	111	0.0826	9.17	1994	16.9012%	Fecal		CFU/100 mL	200	-	44,873.4
5439000	5/5/2020	111	111	0.0826	9.17	1994	16.9012%	Fecal		CFU/100 mL	200	-	44,873.4
5439000	11/7/1990	110	110	0.0826	9.09	2016	17.0876%	Fecal		CFU/100 mL	200	-	44,469.2
5439000	2/19/1991	110	110	0.0826	9.09	2016	17.0876%	Fecal		CFU/100 mL	200	-	44,469.2
5439000	1/4/1995	110	110	0.0826	9.09	2016	17.0876%	Fecal		CFU/100 mL	200	-	44,469.2
5439000	5/4/1998	110	110	0.0826	9.09	2016	17.0876%	Fecal		CFU/100 mL	200	-	44,469.2
5439000	5/4/1999	110	110	0.0826	9.09	2016	17.0876%	Fecal		CFU/100 mL	200	-	44,469.2
5439000	5/13/2000	110	110	0.0826	9.09	2016	17.0876%	Fecal		CFU/100 mL	200	-	44,469.2
5439000	4/13/2001	110	110	0.0826	9.09	2016	17.0876%	Fecal		CFU/100 mL	200	-	44,469.2
5439000	6/9/2001	110	110	0.0826	9.09	2016	17.0876%	Fecal		CFU/100 mL	200	-	44,469.2
5439000	9/19/2001	110	110	0.0826	9.09	2016	17.0876%	Fecal		CFU/100 mL	200	-	44,469.2
5439000	3/9/2004	110	110	0.0826	9.09	2016	17.0876%	Fecal		CFU/100 mL	200	-	44,469.2
5439000	2/8/2005	110	110	0.0826	9.09	2016	17.0876%	Fecal		CFU/100 mL	200	-	44,469.2
5439000	9/7/2007	110	110	0.0826	9.09	2016	17.0876%	Fecal		CFU/100 mL	200	-	44,469.2
5439000	3/8/2008	110	110	0.0826	9.09	2016	17.0876%	Fecal		CFU/100 mL	200	-	44,469.2
5439000	8/29/2009	110	110	0.0826	9.09	2016	17.0876%	Fecal		CFU/100 mL	200	-	44,469.2
5439000	3/6/2010	110	110	0.0826	9.09	2016	17.0876%	Fecal		CFU/100 mL	200	-	44,469.2
5439000	2/28/2011	110	110	0.0826	9.09	2016	17.0876%	Fecal		CFU/100 mL	200	-	44,469.2
5439000	5/5/2013	110	110	0.0826	9.09	2016	17.0876%	Fecal		CFU/100 mL	200	-	44,469.2
5439000	4/12/2017	110	110	0.0826	9.09	2016	17.0876%	Fecal		CFU/100 mL	200	-	44,469.2
5439000	5/14/2018	110	110	0.0826	9.09	2016	17.0876%	Fecal		CFU/100 mL	200	-	44,469.2
5439000	2/23/1990	109	109	0.0826	9.00	2035	17.2487%	Fecal		CFU/100 mL	200	-	44,064.9
5439000	3/25/1990	109	109	0.0826	9.00	2035	17.2487%	Fecal		CFU/100 mL	200	-	44,064.9
5439000	12/13/1990	109	109	0.0826	9.00	2035	17.2487%	Fecal		CFU/100 mL	200	-	44,064.9
5439000	3/11/1992	109	109	0.0826	9.00	2035	17.2487%	Fecal		CFU/100 mL	200	-	44,064.9
5439000	4/19/1992	109	109	0.0826	9.00	2035	17.2487%	Fecal		CFU/100 mL	200	-	44,064.9
5439000	9/1/1993	109	109	0.0826	9.00	2035	17.2487%	Fecal		CFU/100 mL	200	-	44,064.9
5439000	5/20/1998	109	109	0.0826	9.00	2035	17.2487%	Fecal		CFU/100 mL	200	-	44,064.9
5439000	6/17/1998	109	109	0.0826	9.00	2035	17.2487%	Fecal		CFU/100 mL	200	-	44,064.9
5439000	5/21/1999	109	109	0.0826	9.00	2035	17.2487%	Fecal		CFU/100 mL	200	-	44,064.9
5439000	2/23/2002	109	109	0.0826	9.00	2035	17.2487%	Fecal		CFU/100 mL	200	-	44,064.9
5439000	6/15/2002	109	109	0.0826	9.00	2035	17.2487%	Fecal		CFU/100 mL	200	-	44,064.9
5439000	12/13/2008	109	109	0.0826	9.00	2035	17.2487%	Fecal		CFU/100 mL	200	-	44,064.9
5439000	4/14/2009	109	109	0.0826	9.00	2035	17.2487%	Fecal		CFU/100 mL	200	-	44,064.9
5439000	11/28/2009	109	109	0.0826	9.00	2035	17.2487%	Fecal		CFU/100 mL	200	-	44,064.9
5439000	3/25/2011	109	109	0.0826	9.00	2035	17.2487%	Fecal		CFU/100 mL	200	-	44,064.9
5439000	5/31/2015	109	109	0.0826	9.00	2035	17.2487%	Fecal		CFU/100 mL	200	-	44,064.9
5439000	6/30/2015	109	109	0.0826	9.00	2035	17.2487%	Fecal		CFU/100 mL	200	-	44,064.9
5439000	4/15/2017	109	109	0.0826	9.00	2035	17.2487%	Fecal		CFU/100 mL	200	-	44,064.9
5439000	4/21/2017	109	109	0.0826	9.00	2035	17.2487%	Fecal		CFU/100 mL	200	-	44,064.9
5439000	11/19/2017	109	109	0.0826	9.00	2035	17.2487%	Fecal		CFU/100 mL	200	-	44,064.9
5439000	12/29/2018	109	109	0.0826	9.00	2035	17.2487%	Fecal		CFU/100 mL	200	-	44,064.9
5439000	7/19/2019	109	109	0.0826	9.00	2035	17.2487%	Fecal		CFU/100 mL	200	-	44,064.9
5439000	11/23/2019	109	109	0.0826	9.00	2035	17.2487%	Fecal		CFU/100 mL	200	-	44,064.9
5439000	4/2/1991	108	108	0.0826	8.92	2058	17.4436%	Fecal		CFU/100 mL	200	-	43,660.6
5439000	5/11/1993	108	108	0.0826	8.92	2058	17.4436%	Fecal		CFU/100 mL	200	-	43,660.6
5439000	1/19/1995	108	108	0.0826	8.92	2058	17.4436%	Fecal		CFU/100 mL	200	-	43,660.6
5439000	5/20/1995	108	108	0.0826	8.92	2058	17.4436%	Fecal		CFU/100 mL	200	-	43,660.6
5439000	5/25/1997	108	108	0.0826	8.92	2058	17.4436%	Fecal		CFU/100 mL	200	-	43,660.6
5439000	5/17/1998	108	108	0.0826	8.92	2058	17.4436%	Fecal		CFU/100 mL	200	-	43,660.6
5439000	2/8/1999	108	108	0.0826	8.92	2058	17.4436%	Fecal		CFU/100 mL	200	-	43,660.6
5439000	2/9/1999	108	108	0.0826	8.92	2058	17.4436%	Fecal		CFU/100 mL	200	-	43,660.6
5439000	3/11/2008	108	108	0.0826	8.92	2058	17.4436%	Fecal		CFU/100 mL	200	-	43,660.6
5439000	4/19/2008	108	108	0.0826	8.92	2058	17.4436%	Fecal		CFU/100 mL	200	-	43,660.6
5439000	6/16/2008	108	108	0.0826	8.92	2058	17.4436%	Fecal		CFU/100 mL	200	-	43,660.6
5439000	7/11/2008	108	108	0.0826	8.92	2058	17.4436%	Fecal		CFU/100 mL	200	-	43,660.6
5439000	2/16/2009	108	108	0.0826	8.92	2058	17.4436%	Fecal		CFU/100 mL	200	-	43,660.6

Gage ID	Date	Discharge (CFS)	Gage Discharge (less Surrogate NPDES) (CFS)	Watershed Area Ratio	Calculated flow (CFS)	Rank	Flow Exceedance %	Parameter	Results	Units (mg or micro_gram	Limit/Standard	Actual Load (million colonies/day)	Allowable Load (million colonies/day)
5439000	5/21/2011	108	108	0.0826	8.92	2058	17.4436%	Fecal		CFU/100 mL	200	-	43,660.6
5439000	2/12/2013	108	108	0.0826	8.92	2058	17.4436%	Fecal		CFU/100 mL	200	-	43,660.6
5439000	7/5/2013	108	108	0.0826	8.92	2058	17.4436%	Fecal		CFU/100 mL	200	-	43,660.6
5439000	8/31/2016	108	108	0.0826	8.92	2058	17.4436%	Fecal		CFU/100 mL	200	-	43,660.6
5439000	12/1/2018	108	108	0.0826	8.92	2058	17.4436%	Fecal		CFU/100 mL	200	-	43,660.6
5439000	2/27/2019	108	108	0.0826	8.92	2058	17.4436%	Fecal		CFU/100 mL	200	-	43,660.6
5439000	11/8/2019	108	108	0.0826	8.92	2058	17.4436%	Fecal		CFU/100 mL	200	-	43,660.6
5439000	1/3/2020	108	108	0.0826	8.92	2058	17.4436%	Fecal		CFU/100 mL	200	-	43,660.6
5439000	5/26/1990	107	107	0.0826	8.84	2079	17.6216%	Fecal		CFU/100 mL	200	-	43,256.4
5439000	8/23/1990	107	107	0.0826	8.84	2079	17.6216%	Fecal		CFU/100 mL	200	-	43,256.4
5439000	4/13/1991	107	107	0.0826	8.84	2079	17.6216%	Fecal		CFU/100 mL	200	-	43,256.4
5439000	3/11/1997	107	107	0.0826	8.84	2079	17.6216%	Fecal		CFU/100 mL	200	-	43,256.4
5439000	2/15/1999	107	107	0.0826	8.84	2079	17.6216%	Fecal		CFU/100 mL	200	-	43,256.4
5439000	5/5/1999	107	107	0.0826	8.84	2079	17.6216%	Fecal		CFU/100 mL	200	-	43,256.4
5439000	4/5/2007	107	107	0.0826	8.84	2079	17.6216%	Fecal		CFU/100 mL	200	-	43,256.4
5439000	3/20/2008	107	107	0.0826	8.84	2079	17.6216%	Fecal		CFU/100 mL	200	-	43,256.4
5439000	4/9/2009	107	107	0.0826	8.84	2079	17.6216%	Fecal		CFU/100 mL	200	-	43,256.4
5439000	4/11/2010	107	107	0.0826	8.84	2079	17.6216%	Fecal		CFU/100 mL	200	-	43,256.4
5439000	4/18/2011	107	107	0.0826	8.84	2079	17.6216%	Fecal		CFU/100 mL	200	-	43,256.4
5439000	4/5/2014	107	107	0.0826	8.84	2079	17.6216%	Fecal		CFU/100 mL	200	-	43,256.4
5439000	4/14/2014	107	107	0.0826	8.84	2079	17.6216%	Fecal		CFU/100 mL	200	-	43,256.4
5439000	7/15/2014	107	107	0.0826	8.84	2079	17.6216%	Fecal		CFU/100 mL	200	-	43,256.4
5439000	3/18/2016	107	107	0.0826	8.84	2079	17.6216%	Fecal		CFU/100 mL	200	-	43,256.4
5439000	4/8/2016	107	107	0.0826	8.84	2079	17.6216%	Fecal		CFU/100 mL	200	-	43,256.4
5439000	5/21/2017	107	107	0.0826	8.84	2079	17.6216%	Fecal		CFU/100 mL	200	-	43,256.4
5439000	7/18/2019	107	107	0.0826	8.84	2079	17.6216%	Fecal		CFU/100 mL	200	-	43,256.4
5439000	2/6/2020	107	107	0.0826	8.84	2079	17.6216%	Fecal		CFU/100 mL	200	-	43,256.4
5439000	6/22/2021	107	107	0.0826	8.84	2079	17.6216%	Fecal		CFU/100 mL	200	-	43,256.4
5439000	3/2/1990	106	106	0.0826	8.76	2099	17.7912%	Fecal		CFU/100 mL	200	-	42,852.1
5439000	4/22/1991	106	106	0.0826	8.76	2099	17.7912%	Fecal		CFU/100 mL	200	-	42,852.1
5439000	8/29/1993	106	106	0.0826	8.76	2099	17.7912%	Fecal		CFU/100 mL	200	-	42,852.1
5439000	12/26/1994	106	106	0.0826	8.76	2099	17.7912%	Fecal		CFU/100 mL	200	-	42,852.1
5439000	12/27/1994	106	106	0.0826	8.76	2099	17.7912%	Fecal		CFU/100 mL	200	-	42,852.1
5439000	4/17/1995	106	106	0.0826	8.76	2099	17.7912%	Fecal		CFU/100 mL	200	-	42,852.1
5439000	2/19/2001	106	106	0.0826	8.76	2099	17.7912%	Fecal		CFU/100 mL	200	-	42,852.1
5439000	2/21/2001	106	106	0.0826	8.76	2099	17.7912%	Fecal		CFU/100 mL	200	-	42,852.1
5439000	5/22/2003	106	106	0.0826	8.76	2099	17.7912%	Fecal		CFU/100 mL	200	-	42,852.1
5439000	3/24/2010	106	106	0.0826	8.76	2099	17.7912%	Fecal		CFU/100 mL	200	-	42,852.1
5439000	2/24/2011	106	106	0.0826	8.76	2099	17.7912%	Fecal		CFU/100 mL	200	-	42,852.1
5439000	6/8/2011	106	106	0.0826	8.76	2099	17.7912%	Fecal		CFU/100 mL	200	-	42,852.1
5439000	5/11/2012	106	106	0.0826	8.76	2099	17.7912%	Fecal		CFU/100 mL	200	-	42,852.1
5439000	5/1/2013	106	106	0.0826	8.76	2099	17.7912%	Fecal		CFU/100 mL	200	-	42,852.1
5439000	12/7/2015	106	106	0.0826	8.76	2099	17.7912%	Fecal		CFU/100 mL	200	-	42,852.1
5439000	12/13/2015	106	106	0.0826	8.76	2099	17.7912%	Fecal		CFU/100 mL	200	-	42,852.1
5439000	1/4/2016	106	106	0.0826	8.76	2099	17.7912%	Fecal		CFU/100 mL	200	-	42,852.1
5439000	3/28/2016	106	106	0.0826	8.76	2099	17.7912%	Fecal		CFU/100 mL	200	-	42,852.1
5439000	3/7/2018	106	106	0.0826	8.76	2099	17.7912%	Fecal		CFU/100 mL	200	-	42,852.1
5439000	12/8/2018	106	106	0.0826	8.76	2099	17.7912%	Fecal		CFU/100 mL	200	-	42,852.1
5439000	11/28/2019	106	106	0.0826	8.76	2099	17.7912%	Fecal		CFU/100 mL	200	-	42,852.1
5439000	1/15/2020	106	106	0.0826	8.76	2099	17.7912%	Fecal		CFU/100 mL	200	-	42,852.1
5439000	3/22/2020	106	106	0.0826	8.76	2099	17.7912%	Fecal		CFU/100 mL	200	-	42,852.1
5439000	5/29/2020	106	106	0.0826	8.76	2099	17.7912%	Fecal		CFU/100 mL	200	-	42,852.1
5439000	7/2/1990	105	105	0.0826	8.67	2123	17.9946%	Fecal		CFU/100 mL	200	-	42,447.9
5439000	11/5/1992	105	105	0.0826	8.67	2123	17.9946%	Fecal		CFU/100 mL	200	-	42,447.9
5439000	12/4/1992	105	105	0.0826	8.67	2123	17.9946%	Fecal		CFU/100 mL	200	-	42,447.9
5439000	3/27/1994	105	105	0.0826	8.67	2123	17.9946%	Fecal		CFU/100 mL	200	-	42,447.9
5439000	2/17/1998	105	105	0.0826	8.67	2123	17.9946%	Fecal		CFU/100 mL	200	-	42,447.9
5439000	6/18/1998	105	105	0.0826	8.67	2123	17.9946%	Fecal		CFU/100 mL	200	-	42,447.9
5439000	12/9/1998	105	105	0.0826	8.67	2123	17.9946%	Fecal		CFU/100 mL	200	-	42,447.9
5439000	4/19/2000	105	105	0.0826	8.67	2123	17.9946%	Fecal		CFU/100 mL	200	-	42,447.9
5439000	6/29/2000	105	105	0.0826	8.67	2123	17.9946%	Fecal		CFU/100 mL	200	-	42,447.9
5439000	5/8/2003	105	105	0.0826	8.67	2123	17.9946%	Fecal		CFU/100 mL	200	-	42,447.9
5439000	5/19/2003	105	105	0.0826	8.67	2123	17.9946%	Fecal		CFU/100 mL	200	-	42,447.9
5439000	3/21/2008	105	105	0.0826	8.67	2123	17.9946%	Fecal		CFU/100 mL	200	-	42,447.9
5439000	3/15/2011	105	105	0.0826	8.67	2123	17.9946%	Fecal		CFU/100 mL	200	-	42,447.9
5439000	6/27/2014	105	105	0.0826	8.67	2123	17.9946%	Fecal		CFU/100 mL	200	-	42,447.9
5439000	11/23/2015	105	105	0.0826	8.67	2123	17.9946%	Fecal		CFU/100 mL	200	-	42,447.9
5439000	4/3/2016	105	105	0.0826	8.67	2123	17.9946%	Fecal		CFU/100 mL	200	-	42,447.9
5439000	4/6/2016	105	105	0.0826	8.67	2123	17.9946%	Fecal		CFU/100 mL	200	-	42,447.9
5439000	7/7/2016	105	105	0.0826	8.67	2123	17.9946%	Fecal		CFU/100 mL	200	-	42,447.9
5439000	4/13/2017	105	105	0.0826	8.67	2123	17.9946%	Fecal		CFU/100 mL	200	-	42,447.9
5439000	6/18/2019	105	105	0.0826	8.67	2123	17.9946%	Fecal		CFU/100 mL	200	-	42,447.9
5439000	10/16/2019	105	105	0.0826	8.67	2123	17.9946%	Fecal		CFU/100 mL	200	-	42,447.9
5439000	12/3/1991	104	104	0.0826	8.59	2144	18.1726%	Fecal		CFU/100 mL	200	-	42,043.6
5439000	4/20/1992	104	104	0.0826	8.59	2144	18.1726%	Fecal		CFU/100 mL	200	-	42,043.6
5439000	1/26/1993	104	104	0.0826	8.59	2144	18.1726%	Fecal		CFU/100 mL	200	-	42,043.6
5439000	4/21/1995	104	104	0.0826	8.59	2144	18.1726%	Fecal		CFU/100 mL	200	-	42,043.6
5439000	5/2/1995	104	104	0.0826	8.59	2144	18.1726%	Fecal		CFU/100 mL	200	-	42,043.6
5439000	3/25/1998	104	104	0.0826	8.59	2144	18.1726%	Fecal		CFU/100 mL	200	-	42,043.6
5439000	5/22/1999	104	104	0.0826	8.59	2144	18.1726%	Fecal		CFU/100 mL	200	-	42,043.6
5439000	7/13/2000	104	104	0.0826	8.59	2144	18.1726%	Fecal		CFU/100 mL	200	-	42,043.6
5439000	3/14/2002	104	104	0.0826	8.59	2144	18.1726%	Fecal		CFU/100 mL	200	-	42,043.6
5439000	5/3/2002	104	104	0.0826	8.59	2144	18.1726%	Fecal		CFU/100 mL	200	-	42,043.6
5439000	5/26/2002	104	104	0.0826	8.59	2144	18.1726%	Fecal		CFU/100 mL	200	-	42,043.6
5439000	2/24/2004	104	104	0.0826	8.59	2144	18.1726%	Fecal		CFU/100 mL	200	-	42,043.6
5439000	5/3/2007	104	104	0.0826	8.59	2144	18.1726%	Fecal		CFU/100 mL	200	-	42,043.6
5439000	6/5/2007	104	104	0.0826	8.59	2144	18.1726%	Fecal		CFU/100 mL	200	-	42,043.6
5439000	7/13/2007	104	104	0.0826	8.59	2144	18.1726%	Fecal		CFU/100 mL	200	-	42,043.6
5439000	3/24/2008	104	104	0.0826	8.59	2144	18.1726%	Fecal		CFU/100 mL	200	-	42,043.6
5439000	10/8/2008	104	104	0.0826	8.59	2144	18.1726%	Fecal		CFU/100 mL	200	-	42,043.6
5439000	6/4/2009	104	104	0.0826	8.59	2144	18.1726%	Fecal		CFU/100 mL	200	-	42,043.6
5439000	6/18/2014	104	104	0.0826	8.59	2144	18.1726%	Fecal		CFU/100 mL	200	-	42,043.6
5439000	6/2/2016	104	104	0.0826	8.59	2144	18.1726%	Fecal		CFU/100 mL	200	-	42,043.6
5439000	3/3/2017	104	104	0.0826	8.59	2144	18.1726%	Fecal		CFU/100 mL	200	-	42,043.6
5439000	4/14/2017	104	104	0.0826	8.59	2144	18.1726%	Fecal		CFU/100 mL	200	-	42,043.6
5439000	10/21/2019	104	104	0.0826	8.59	2144	18.1726%	Fecal		CFU/100 mL	200	-	42,043.6
5439000	4/6/2020	104	104	0.0826	8.59	2144	18.1726%	Fecal		CFU/100 mL	200	-	42,043.6
5439000	5/28/2020	104	104	0.0826	8.59	2144	18.1726%	Fecal		CFU/100 mL	200	-	42,043.6
5439000	2/27/2022	58.4	58.4	0.1459	8.52	2169	18.3845%	Fecal		CFU/100 mL	200	-	41,706.7
5439000	6/6/1991	103	103	0.0826	8.51	2170	18.3929%	Fecal		CFU/100 mL	200	-	41,639.3
5439000	12/15/1991	103	103	0.0826	8.51	2170	18.3929%	Fecal		CFU/100 mL	200	-	41,639.3
5439000	7/5/1993	103	103	0.0826	8.51	2170	18.3929%	Fecal		CFU/100 mL	200	-	41,639.3
5439000	8/25/1993	103	103	0.0826	8.51	2170	18.3929%	Fecal		CFU/100 mL	200	-	41,639.3
5439000	8/5/1996	103	103	0.0826	8.51	2170	18.3929%	Fecal		CFU/100 mL	200	-	41,639.3
5439000	3/1/1998	103	103	0.0826	8.51	2170	18.3929%	Fecal		CFU/100 mL	200	-	41,639.3
5439000	3/12/1998	103	103	0.0826	8.51	2170	18.3929%	Fecal		CFU/100 mL	200	-	41,639.3
5439000	5/18/1998	103	103	0.0826	8.51	2170	18.3929%	Fecal		CFU/100 mL	200	-	41,639.3
5439000	6/20/1998	103	103	0.0826	8.51	2170	18.3929%	Fecal		CFU/100 mL	200	-	41,639.3
5439000	10/21/1998	103	103	0.0826	8.51	2170	18.3929%	Fecal		CFU/100 mL	200	-	41,639.3
5439000	4/25/2000	103	103	0.0826	8.51	2170	18.3929%	Fecal		CFU/100 mL	200	-	41,639.3
5439000	4/15/2002	103	103	0.0826	8.51	2170	18.3929%	Fecal		CFU/100 mL	200	-	41,639.3
5439000	6/18/2004	103	103	0.0826	8.51	2170	18.3929%	Fecal		CFU/100 mL	200	-	41,639.3
5439000	2/18/2005	103	103	0.0826	8.51	2170	18.3929%	Fecal		CFU/100 mL	200	-	41,639.3
5439000	3/22/2008	103	103	0.0826	8.51	2170	18.3929%	Fecal		CFU/100 mL	200	-	41,639.3
5439000	6/14/2008	103	103	0.0826	8.51	2170	18.3929%	Fecal		CFU/100 mL	200	-	41,639.3

Gage ID	Date	Discharge (CFS)	Gage Discharge (less Surrogate NPDES) (CFS)	Watershed Area Ratio	Calculated flow (CFS)	Rank	Flow Exceedance %	Parameter	Results	Units (mg or micro_gram	Limit/Standard	Actual Load (million colonies/day)	Allowable Load (million colonies/day)
5439000	9/26/2008	103	103	0.0826	8.51	2170	18.3929%	Fecal		CFU/100 mL	200	-	41,639.3
5439000	12/18/2008	103	103	0.0826	8.51	2170	18.3929%	Fecal		CFU/100 mL	200	-	41,639.3
5439000	12/19/2008	103	103	0.0826	8.51	2170	18.3929%	Fecal		CFU/100 mL	200	-	41,639.3
5439000	3/22/2009	103	103	0.0826	8.51	2170	18.3929%	Fecal		CFU/100 mL	200	-	41,639.3
5439000	5/12/2009	103	103	0.0826	8.51	2170	18.3929%	Fecal		CFU/100 mL	200	-	41,639.3
5439000	5/26/2009	103	103	0.0826	8.51	2170	18.3929%	Fecal		CFU/100 mL	200	-	41,639.3
5439000	5/21/2010	103	103	0.0826	8.51	2170	18.3929%	Fecal		CFU/100 mL	200	-	41,639.3
5439000	6/19/2011	103	103	0.0826	8.51	2170	18.3929%	Fecal		CFU/100 mL	200	-	41,639.3
5439000	5/5/2018	103	103	0.0826	8.51	2170	18.3929%	Fecal		CFU/100 mL	200	-	41,639.3
5439000	6/10/2019	103	103	0.0826	8.51	2170	18.3929%	Fecal		CFU/100 mL	200	-	41,639.3
5439000	10/23/2019	103	103	0.0826	8.51	2170	18.3929%	Fecal		CFU/100 mL	200	-	41,639.3
5439000	11/9/2019	103	103	0.0826	8.51	2170	18.3929%	Fecal		CFU/100 mL	200	-	41,639.3
5439000	2/26/1990	102	102	0.0826	8.43	2198	18.6303%	Fecal		CFU/100 mL	200	-	41,235.1
5439000	3/5/1990	102	102	0.0826	8.43	2198	18.6303%	Fecal		CFU/100 mL	200	-	41,235.1
5439000	12/6/1990	102	102	0.0826	8.43	2198	18.6303%	Fecal		CFU/100 mL	200	-	41,235.1
5439000	12/17/1990	102	102	0.0826	8.43	2198	18.6303%	Fecal		CFU/100 mL	200	-	41,235.1
5439000	2/27/1992	102	102	0.0826	8.43	2198	18.6303%	Fecal		CFU/100 mL	200	-	41,235.1
5439000	12/3/1992	102	102	0.0826	8.43	2198	18.6303%	Fecal		CFU/100 mL	200	-	41,235.1
5439000	10/19/1993	102	102	0.0826	8.43	2198	18.6303%	Fecal		CFU/100 mL	200	-	41,235.1
5439000	11/17/1994	102	102	0.0826	8.43	2198	18.6303%	Fecal		CFU/100 mL	200	-	41,235.1
5439000	3/13/1995	102	102	0.0826	8.43	2198	18.6303%	Fecal		CFU/100 mL	200	-	41,235.1
5439000	11/2/1995	102	102	0.0826	8.43	2198	18.6303%	Fecal		CFU/100 mL	200	-	41,235.1
5439000	6/29/1996	102	102	0.0826	8.43	2198	18.6303%	Fecal		CFU/100 mL	200	-	41,235.1
5439000	3/12/1997	102	102	0.0826	8.43	2198	18.6303%	Fecal		CFU/100 mL	200	-	41,235.1
5439000	6/8/1999	102	102	0.0826	8.43	2198	18.6303%	Fecal		CFU/100 mL	200	-	41,235.1
5439000	6/22/1999	102	102	0.0826	8.43	2198	18.6303%	Fecal		CFU/100 mL	200	-	41,235.1
5439000	6/22/2000	102	102	0.0826	8.43	2198	18.6303%	Fecal		CFU/100 mL	200	-	41,235.1
5439000	4/15/2001	102	102	0.0826	8.43	2198	18.6303%	Fecal		CFU/100 mL	200	-	41,235.1
5439000	6/12/2008	102	102	0.0826	8.43	2198	18.6303%	Fecal		CFU/100 mL	200	-	41,235.1
5439000	1/6/2009	102	102	0.0826	8.43	2198	18.6303%	Fecal		CFU/100 mL	200	-	41,235.1
5439000	4/13/2009	102	102	0.0826	8.43	2198	18.6303%	Fecal		CFU/100 mL	200	-	41,235.1
5439000	5/23/2009	102	102	0.0826	8.43	2198	18.6303%	Fecal		CFU/100 mL	200	-	41,235.1
5439000	12/24/2009	102	102	0.0826	8.43	2198	18.6303%	Fecal		CFU/100 mL	200	-	41,235.1
5439000	5/3/2011	102	102	0.0826	8.43	2198	18.6303%	Fecal		CFU/100 mL	200	-	41,235.1
5439000	3/4/2012	102	102	0.0826	8.43	2198	18.6303%	Fecal		CFU/100 mL	200	-	41,235.1
5439000	3/19/2013	102	102	0.0826	8.43	2198	18.6303%	Fecal		CFU/100 mL	200	-	41,235.1
5439000	1/28/2017	102	102	0.0826	8.43	2198	18.6303%	Fecal		CFU/100 mL	200	-	41,235.1
5439000	5/18/2017	102	102	0.0826	8.43	2198	18.6303%	Fecal		CFU/100 mL	200	-	41,235.1
5439000	5/19/2018	102	102	0.0826	8.43	2198	18.6303%	Fecal		CFU/100 mL	200	-	41,235.1
5439000	3/23/2019	102	102	0.0826	8.43	2198	18.6303%	Fecal		CFU/100 mL	200	-	41,235.1
5439000	3/26/2019	102	102	0.0826	8.43	2198	18.6303%	Fecal		CFU/100 mL	200	-	41,235.1
5439000	3/24/2020	102	102	0.0826	8.43	2198	18.6303%	Fecal		CFU/100 mL	200	-	41,235.1
5439000	3/22/2022	57.4	57.4	0.1459	8.38	2228	18.8846%	Fecal		CFU/100 mL	200	-	40,992.6
5439000	5/25/1990	101	101	0.0826	8.34	2229	18.8930%	Fecal		CFU/100 mL	200	-	40,830.8
5439000	6/18/1990	101	101	0.0826	8.34	2229	18.8930%	Fecal		CFU/100 mL	200	-	40,830.8
5439000	6/12/1991	101	101	0.0826	8.34	2229	18.8930%	Fecal		CFU/100 mL	200	-	40,830.8
5439000	5/14/1996	101	101	0.0826	8.34	2229	18.8930%	Fecal		CFU/100 mL	200	-	40,830.8
5439000	2/29/2000	101	101	0.0826	8.34	2229	18.8930%	Fecal		CFU/100 mL	200	-	40,830.8
5439000	3/5/2001	101	101	0.0826	8.34	2229	18.8930%	Fecal		CFU/100 mL	200	-	40,830.8
5439000	4/16/2001	101	101	0.0826	8.34	2229	18.8930%	Fecal		CFU/100 mL	200	-	40,830.8
5439000	12/18/2006	101	101	0.0826	8.34	2229	18.8930%	Fecal		CFU/100 mL	200	-	40,830.8
5439000	4/6/2008	101	101	0.0826	8.34	2229	18.8930%	Fecal		CFU/100 mL	200	-	40,830.8
5439000	1/4/2011	101	101	0.0826	8.34	2229	18.8930%	Fecal		CFU/100 mL	200	-	40,830.8
5439000	3/6/2012	101	101	0.0826	8.34	2229	18.8930%	Fecal		CFU/100 mL	200	-	40,830.8
5439000	5/25/2016	101	101	0.0826	8.34	2229	18.8930%	Fecal		CFU/100 mL	200	-	40,830.8
5439000	3/24/2019	101	101	0.0826	8.34	2229	18.8930%	Fecal		CFU/100 mL	200	-	40,830.8
5439000	4/28/2020	101	101	0.0826	8.34	2229	18.8930%	Fecal		CFU/100 mL	200	-	40,830.8
5439000	3/28/2021	101	101	0.0826	8.34	2229	18.8930%	Fecal		CFU/100 mL	200	-	40,830.8
5439000	5/23/1990	100	100	0.0826	8.26	2244	19.0202%	Fecal		CFU/100 mL	200	-	40,426.5
5439000	6/14/1990	100	100	0.0826	8.26	2244	19.0202%	Fecal		CFU/100 mL	200	-	40,426.5
5439000	2/4/1991	100	100	0.0826	8.26	2244	19.0202%	Fecal		CFU/100 mL	200	-	40,426.5
5439000	5/21/1991	100	100	0.0826	8.26	2244	19.0202%	Fecal		CFU/100 mL	200	-	40,426.5
5439000	5/12/1993	100	100	0.0826	8.26	2244	19.0202%	Fecal		CFU/100 mL	200	-	40,426.5
5439000	2/18/1994	100	100	0.0826	8.26	2244	19.0202%	Fecal		CFU/100 mL	200	-	40,426.5
5439000	12/30/1994	100	100	0.0826	8.26	2244	19.0202%	Fecal		CFU/100 mL	200	-	40,426.5
5439000	6/21/1999	100	100	0.0826	8.26	2244	19.0202%	Fecal		CFU/100 mL	200	-	40,426.5
5439000	6/23/1999	100	100	0.0826	8.26	2244	19.0202%	Fecal		CFU/100 mL	200	-	40,426.5
5439000	6/23/2000	100	100	0.0826	8.26	2244	19.0202%	Fecal		CFU/100 mL	200	-	40,426.5
5439000	3/13/2001	100	100	0.0826	8.26	2244	19.0202%	Fecal		CFU/100 mL	200	-	40,426.5
5439000	1/16/2005	100	100	0.0826	8.26	2244	19.0202%	Fecal		CFU/100 mL	200	-	40,426.5
5439000	6/11/2006	100	100	0.0826	8.26	2244	19.0202%	Fecal		CFU/100 mL	200	-	40,426.5
5439000	4/6/2007	100	100	0.0826	8.26	2244	19.0202%	Fecal		CFU/100 mL	200	-	40,426.5
5439000	6/20/2011	100	100	0.0826	8.26	2244	19.0202%	Fecal		CFU/100 mL	200	-	40,426.5
5439000	5/2/2013	100	100	0.0826	8.26	2244	19.0202%	Fecal		CFU/100 mL	200	-	40,426.5
5439000	3/24/2014	100	100	0.0826	8.26	2244	19.0202%	Fecal		CFU/100 mL	200	-	40,426.5
5439000	4/12/2015	100	100	0.0826	8.26	2244	19.0202%	Fecal		CFU/100 mL	200	-	40,426.5
5439000	4/29/2015	100	100	0.0826	8.26	2244	19.0202%	Fecal		CFU/100 mL	200	-	40,426.5
5439000	5/26/2017	100	100	0.0826	8.26	2244	19.0202%	Fecal		CFU/100 mL	200	-	40,426.5
5439000	2/17/2009	99.9	99.9	0.0826	8.25	2264	19.1897%	Fecal		CFU/100 mL	200	-	40,386.1
5439000	5/22/2009	99.9	99.9	0.0826	8.25	2264	19.1897%	Fecal		CFU/100 mL	200	-	40,386.1
5439000	5/22/2011	99.9	99.9	0.0826	8.25	2264	19.1897%	Fecal		CFU/100 mL	200	-	40,386.1
5439000	6/12/2015	99.9	99.9	0.0826	8.25	2264	19.1897%	Fecal		CFU/100 mL	200	-	40,386.1
5439000	3/23/2020	99.9	99.9	0.0826	8.25	2264	19.1897%	Fecal		CFU/100 mL	200	-	40,386.1
5439000	7/15/2015	99.8	99.8	0.0826	8.24	2269	19.2321%	Fecal		CFU/100 mL	200	-	40,345.7
5439000	5/27/2002	99.6	99.6	0.0826	8.23	2270	19.2405%	Fecal		CFU/100 mL	200	-	40,264.8
5439000	5/23/2016	99.6	99.6	0.0826	8.23	2270	19.2405%	Fecal		CFU/100 mL	200	-	40,264.8
5439000	3/14/2020	99.6	99.6	0.0826	8.23	2270	19.2405%	Fecal		CFU/100 mL	200	-	40,264.8
5439000	12/27/2006	99.5	99.5	0.0826	8.22	2273	19.2660%	Fecal		CFU/100 mL	200	-	40,224.4
5439000	3/19/1994	99.4	99.4	0.0826	8.21	2274	19.2745%	Fecal		CFU/100 mL	200	-	40,184.0
5439000	5/17/2008	99.4	99.4	0.0826	8.21	2274	19.2745%	Fecal		CFU/100 mL	200	-	40,184.0
5439000	5/8/2016	99.4	99.4	0.0826	8.21	2274	19.2745%	Fecal		CFU/100 mL	200	-	40,184.0
5439000	6/8/2008	99.3	99.3	0.0826	8.20	2277	19.2999%	Fecal		CFU/100 mL	200	-	40,143.5
5439000	5/6/2013	99.3	99.3	0.0826	8.20	2277	19.2999%	Fecal		CFU/100 mL	200	-	40,143.5
5439000	1/12/2016	99.3	99.3	0.0826	8.20	2277	19.2999%	Fecal		CFU/100 mL	200	-	40,143.5
5439000	6/16/2013	99.2	99.2	0.0826	8.19	2280	19.3253%	Fecal		CFU/100 mL	200	-	40,103.1
5439000	3/5/1994	99.1	99.1	0.0826	8.19	2281	19.3338%	Fecal		CFU/100 mL	200	-	40,062.7
5439000	3/10/1994	99.1	99.1	0.0826	8.19	2281	19.3338%	Fecal		CFU/100 mL	200	-	40,062.7
5439000	5/7/2010	99.1	99.1	0.0826	8.19	2281	19.3338%	Fecal		CFU/100 mL	200	-	40,062.7
5439000	2/1/1990	99	99	0.0826	8.18	2284	19.3592%	Fecal		CFU/100 mL	200	-	40,022.3
5439000	2/3/1990	99	99	0.0826	8.18	2284	19.3592%	Fecal		CFU/100 mL	200	-	40,022.3
5439000	5/27/1990	99	99	0.0826	8.18	2284	19.3592%	Fecal		CFU/100 mL	200	-	40,022.3
5439000	12/15/1990	99	99	0.0826	8.18	2284	19.3592%	Fecal		CFU/100 mL	200	-	40,022.3
5439000	3/4/1991	99	99	0.0826	8.18	2284	19.3592%	Fecal		CFU/100 mL	200	-	40,022.3
5439000	4/21/1992	99	99	0.0826	8.18	2284	19.3592%	Fecal		CFU/100 mL	200	-	40,022.3
5439000	11/11/1992	99	99	0.0826	8.18	2284	19.3592%	Fecal		CFU/100 mL	200	-	40,022.3
5439000	6/9/1995	99	99	0.0826	8.18	2284	19.3592%	Fecal		CFU/100 mL	200	-	40,022.3
5439000	3/26/1998	99	99	0.0826	8.18	2284	19.3592%	Fecal		CFU/100 mL	200	-	40,022.3
5439000	5/28/2008	99	99	0.0826	8.18	2284	19.3592%	Fecal		CFU/100 mL	200	-	40,022.3
5439000	6/25/2009	99	99	0.0826	8.18	2284	19.3592%	Fecal		CFU/100 mL	200	-	40,022.3
5439000	7/2/2018	98.9	98.9	0.0826	8.17	2295	19.4524%	Fecal		CFU/100 mL	200	-	39,981.8
5439000	4/15/2012	98.8	98.8	0.0826	8.16	2296	19.4609%	Fecal		CFU/100 mL	200	-	39,941.4
5439000	3/25/2008	98.6	98.6	0.0826	8.15	2297	19.4694%	Fecal		CFU/100 mL	200	-	39,860.6
5439000	6/7/2008	98.6	98.6	0.0826	8.15	2297	19.4694%	Fecal		CFU/100 mL	200	-	39,860.6
5439000	4/14/2013	98.5	98.5	0.0826	8.14	2299	19.4864%	Fecal		CFU/100 mL	200	-	39,820.1
5439000	5/9/2016	98.5	98.5	0.0826	8.14	2299	19.4864%	Fecal		CFU/100 mL	200	-	39,820.1

Gage ID	Date	Discharge (CFS)	Gage Discharge (less Surrogate NPDES) (CFS)	Watershed Area Ratio	Calculated flow (CFS)	Rank	Flow Exceedance %	Parameter	Results	Units (mg or micro_gram	Limit/Standard	Actual Load (million colonies/day)	Allowable Load (million colonies/day)
5439000	1/13/2016	98.4	98.4	0.0826	8.13	2301	19.5033%	Fecal		CFU/100 mL	200	-	39,779.7
5439000	6/29/2014	98.3	98.3	0.0826	8.12	2302	19.5118%	Fecal		CFU/100 mL	200	-	39,739.3
5439000	5/6/2020	98.3	98.3	0.0826	8.12	2302	19.5118%	Fecal		CFU/100 mL	200	-	39,739.3
5439000	5/23/2011	98.2	98.2	0.0826	8.11	2304	19.5287%	Fecal		CFU/100 mL	200	-	39,698.8
5439000	2/11/2019	98.2	98.2	0.0826	8.11	2304	19.5287%	Fecal		CFU/100 mL	200	-	39,698.8
5439000	1/13/1993	98	98	0.0826	8.10	2306	19.5457%	Fecal		CFU/100 mL	200	-	39,618.0
5439000	2/4/1993	98	98	0.0826	8.10	2306	19.5457%	Fecal		CFU/100 mL	200	-	39,618.0
5439000	11/15/1995	98	98	0.0826	8.10	2306	19.5457%	Fecal		CFU/100 mL	200	-	39,618.0
5439000	5/21/1998	98	98	0.0826	8.10	2306	19.5457%	Fecal		CFU/100 mL	200	-	39,618.0
5439000	7/9/1998	98	98	0.0826	8.10	2306	19.5457%	Fecal		CFU/100 mL	200	-	39,618.0
5439000	2/16/1999	98	98	0.0826	8.10	2306	19.5457%	Fecal		CFU/100 mL	200	-	39,618.0
5439000	3/21/1999	98	98	0.0826	8.10	2306	19.5457%	Fecal		CFU/100 mL	200	-	39,618.0
5439000	7/6/2000	98	98	0.0826	8.10	2306	19.5457%	Fecal		CFU/100 mL	200	-	39,618.0
5439000	3/26/2001	98	98	0.0826	8.10	2306	19.5457%	Fecal		CFU/100 mL	200	-	39,618.0
5439000	6/5/2009	98	98	0.0826	8.10	2306	19.5457%	Fecal		CFU/100 mL	200	-	39,618.0
5439000	6/1/2015	97.9	97.9	0.0826	8.09	2316	19.6304%	Fecal		CFU/100 mL	200	-	39,577.6
5439000	5/20/2015	97.8	97.8	0.0826	8.08	2317	19.6389%	Fecal		CFU/100 mL	200	-	39,537.1
5439000	4/27/2017	97.8	97.8	0.0826	8.08	2317	19.6389%	Fecal		CFU/100 mL	200	-	39,537.1
5439000	4/28/2002	97.7	97.7	0.0826	8.07	2319	19.6559%	Fecal		CFU/100 mL	200	-	39,496.7
5439000	6/16/2002	97.7	97.7	0.0826	8.07	2319	19.6559%	Fecal		CFU/100 mL	200	-	39,496.7
5439000	2/4/2016	97.6	97.6	0.0826	8.06	2321	19.6728%	Fecal		CFU/100 mL	200	-	39,456.3
5439000	6/19/2019	97.6	97.6	0.0826	8.06	2321	19.6728%	Fecal		CFU/100 mL	200	-	39,456.3
5439000	4/16/2007	97.5	97.5	0.0826	8.05	2323	19.6898%	Fecal		CFU/100 mL	200	-	39,415.9
5439000	1/15/2008	97.5	97.5	0.0826	8.05	2323	19.6898%	Fecal		CFU/100 mL	200	-	39,415.9
5439000	12/2/2019	97.5	97.5	0.0826	8.05	2323	19.6898%	Fecal		CFU/100 mL	200	-	39,415.9
5439000	7/6/2015	97.3	97.3	0.0826	8.04	2326	19.7152%	Fecal		CFU/100 mL	200	-	39,335.0
5439000	4/15/2009	97.2	97.2	0.0826	8.03	2327	19.7237%	Fecal		CFU/100 mL	200	-	39,294.6
5439000	7/26/2010	97.2	97.2	0.0826	8.03	2327	19.7237%	Fecal		CFU/100 mL	200	-	39,294.6
5439000	2/7/1990	97	97	0.0826	8.01	2329	19.7406%	Fecal		CFU/100 mL	200	-	39,213.7
5439000	3/26/1990	97	97	0.0826	8.01	2329	19.7406%	Fecal		CFU/100 mL	200	-	39,213.7
5439000	4/14/1990	97	97	0.0826	8.01	2329	19.7406%	Fecal		CFU/100 mL	200	-	39,213.7
5439000	12/10/1990	97	97	0.0826	8.01	2329	19.7406%	Fecal		CFU/100 mL	200	-	39,213.7
5439000	4/23/1991	97	97	0.0826	8.01	2329	19.7406%	Fecal		CFU/100 mL	200	-	39,213.7
5439000	2/2/1993	97	97	0.0826	8.01	2329	19.7406%	Fecal		CFU/100 mL	200	-	39,213.7
5439000	3/17/1993	97	97	0.0826	8.01	2329	19.7406%	Fecal		CFU/100 mL	200	-	39,213.7
5439000	9/19/1993	97	97	0.0826	8.01	2329	19.7406%	Fecal		CFU/100 mL	200	-	39,213.7
5439000	11/29/1994	97	97	0.0826	8.01	2329	19.7406%	Fecal		CFU/100 mL	200	-	39,213.7
5439000	5/26/1997	97	97	0.0826	8.01	2329	19.7406%	Fecal		CFU/100 mL	200	-	39,213.7
5439000	2/18/1998	97	97	0.0826	8.01	2329	19.7406%	Fecal		CFU/100 mL	200	-	39,213.7
5439000	3/13/1998	97	97	0.0826	8.01	2329	19.7406%	Fecal		CFU/100 mL	200	-	39,213.7
5439000	5/25/2006	97	97	0.0826	8.01	2329	19.7406%	Fecal		CFU/100 mL	200	-	39,213.7
5439000	10/28/2008	96.9	96.9	0.0826	8.00	2342	19.8508%	Fecal		CFU/100 mL	200	-	39,173.3
5439000	12/8/2015	96.9	96.9	0.0826	8.00	2342	19.8508%	Fecal		CFU/100 mL	200	-	39,173.3
5439000	12/1/2016	96.9	96.9	0.0826	8.00	2342	19.8508%	Fecal		CFU/100 mL	200	-	39,173.3
5439000	5/4/2007	96.7	96.7	0.0826	7.99	2345	19.8763%	Fecal		CFU/100 mL	200	-	39,092.5
5439000	10/1/2008	96.7	96.7	0.0826	7.99	2345	19.8763%	Fecal		CFU/100 mL	200	-	39,092.5
5439000	11/14/2008	96.7	96.7	0.0826	7.99	2345	19.8763%	Fecal		CFU/100 mL	200	-	39,092.5
5439000	6/25/2016	96.7	96.7	0.0826	7.99	2345	19.8763%	Fecal		CFU/100 mL	200	-	39,092.5
5439000	11/30/2019	96.7	96.7	0.0826	7.99	2345	19.8763%	Fecal		CFU/100 mL	200	-	39,092.5
5439000	5/24/2017	96.6	96.6	0.0826	7.98	2350	19.9186%	Fecal		CFU/100 mL	200	-	39,052.0
5439000	3/3/2009	96.3	96.3	0.0826	7.96	2351	19.9271%	Fecal		CFU/100 mL	200	-	38,930.7
5439000	5/8/2010	96.3	96.3	0.0826	7.96	2351	19.9271%	Fecal		CFU/100 mL	200	-	38,930.7
5439000	1/8/2016	96.3	96.3	0.0826	7.96	2351	19.9271%	Fecal		CFU/100 mL	200	-	38,930.7
5439000	11/24/2019	96.3	96.3	0.0826	7.96	2351	19.9271%	Fecal		CFU/100 mL	200	-	38,930.7
5439000	12/14/2008	96.2	96.2	0.0826	7.95	2355	19.9610%	Fecal		CFU/100 mL	200	-	38,890.3
5439000	2/1/2012	96.2	96.2	0.0826	7.95	2355	19.9610%	Fecal		CFU/100 mL	200	-	38,890.3
5439000	10/19/2017	96.2	96.2	0.0826	7.95	2355	19.9610%	Fecal		CFU/100 mL	200	-	38,890.3
5439000	5/28/2002	96.1	96.1	0.0826	7.94	2358	19.9864%	Fecal		CFU/100 mL	200	-	38,849.9
5439000	4/4/2004	96.1	96.1	0.0826	7.94	2358	19.9864%	Fecal		CFU/100 mL	200	-	38,849.9
5439000	11/15/2008	96.1	96.1	0.0826	7.94	2358	19.9864%	Fecal		CFU/100 mL	200	-	38,849.9
5439000	12/22/2011	96.1	96.1	0.0826	7.94	2358	19.9864%	Fecal		CFU/100 mL	200	-	38,849.9
5439000	5/7/1991	96	96	0.0826	7.93	2362	20.0203%	Fecal		CFU/100 mL	200	-	38,809.5
5439000	3/12/1992	96	96	0.0826	7.93	2362	20.0203%	Fecal		CFU/100 mL	200	-	38,809.5
5439000	3/13/1993	96	96	0.0826	7.93	2362	20.0203%	Fecal		CFU/100 mL	200	-	38,809.5
5439000	8/4/1996	96	96	0.0826	7.93	2362	20.0203%	Fecal		CFU/100 mL	200	-	38,809.5
5439000	8/14/1996	96	96	0.0826	7.93	2362	20.0203%	Fecal		CFU/100 mL	200	-	38,809.5
5439000	3/13/1997	96	96	0.0826	7.93	2362	20.0203%	Fecal		CFU/100 mL	200	-	38,809.5
5439000	3/14/1997	96	96	0.0826	7.93	2362	20.0203%	Fecal		CFU/100 mL	200	-	38,809.5
5439000	5/12/1997	96	96	0.0826	7.93	2362	20.0203%	Fecal		CFU/100 mL	200	-	38,809.5
5439000	3/17/1998	96	96	0.0826	7.93	2362	20.0203%	Fecal		CFU/100 mL	200	-	38,809.5
5439000	6/9/1999	96	96	0.0826	7.93	2362	20.0203%	Fecal		CFU/100 mL	200	-	38,809.5
5439000	4/14/2001	96	96	0.0826	7.93	2362	20.0203%	Fecal		CFU/100 mL	200	-	38,809.5
5439000	6/1/2001	96	96	0.0826	7.93	2362	20.0203%	Fecal		CFU/100 mL	200	-	38,809.5
5439000	2/18/2009	96	96	0.0826	7.93	2362	20.0203%	Fecal		CFU/100 mL	200	-	38,809.5
5439000	2/21/2014	95.9	95.9	0.0826	7.92	2375	20.1305%	Fecal		CFU/100 mL	200	-	38,769.0
5439000	7/4/2021	95.9	95.9	0.0826	7.92	2375	20.1305%	Fecal		CFU/100 mL	200	-	38,769.0
5439000	7/9/2015	95.8	95.8	0.0826	7.91	2377	20.1475%	Fecal		CFU/100 mL	200	-	38,728.6
5439000	4/12/2010	95.7	95.7	0.0826	7.91	2378	20.1560%	Fecal		CFU/100 mL	200	-	38,688.2
5439000	6/21/2011	95.7	95.7	0.0826	7.91	2378	20.1560%	Fecal		CFU/100 mL	200	-	38,688.2
5439000	7/30/2017	95.7	95.7	0.0826	7.91	2378	20.1560%	Fecal		CFU/100 mL	200	-	38,688.2
5439000	3/25/2020	95.7	95.7	0.0826	7.91	2378	20.1560%	Fecal		CFU/100 mL	200	-	38,688.2
5439000	2/24/2002	95.6	95.6	0.0826	7.90	2382	20.1899%	Fecal		CFU/100 mL	200	-	38,647.8
5439000	3/15/2002	95.6	95.6	0.0826	7.90	2382	20.1899%	Fecal		CFU/100 mL	200	-	38,647.8
5439000	11/25/2009	95.4	95.4	0.0826	7.88	2384	20.2068%	Fecal		CFU/100 mL	200	-	38,566.9
5439000	4/15/2014	95.4	95.4	0.0826	7.88	2384	20.2068%	Fecal		CFU/100 mL	200	-	38,566.9
5439000	10/20/1993	95.3	95.3	0.0826	7.87	2386	20.2238%	Fecal		CFU/100 mL	200	-	38,526.5
5439000	5/25/2018	95.3	95.3	0.0826	7.87	2386	20.2238%	Fecal		CFU/100 mL	200	-	38,526.5
5439000	5/30/2017	95.2	95.2	0.0826	7.86	2388	20.2407%	Fecal		CFU/100 mL	200	-	38,486.1
5439000	3/23/2009	95.1	95.1	0.0826	7.86	2389	20.2492%	Fecal		CFU/100 mL	200	-	38,445.6
5439000	4/15/1990	95	95	0.0826	7.85	2390	20.2577%	Fecal		CFU/100 mL	200	-	38,405.2
5439000	6/15/1990	95	95	0.0826	7.85	2390	20.2577%	Fecal		CFU/100 mL	200	-	38,405.2
5439000	12/16/1990	95	95	0.0826	7.85	2390	20.2577%	Fecal		CFU/100 mL	200	-	38,405.2
5439000	12/20/1990	95	95	0.0826	7.85	2390	20.2577%	Fecal		CFU/100 mL	200	-	38,405.2
5439000	5/22/1991	95	95	0.0826	7.85	2390	20.2577%	Fecal		CFU/100 mL	200	-	38,405.2
5439000	3/25/1992	95	95	0.0826	7.85	2390	20.2577%	Fecal		CFU/100 mL	200	-	38,405.2
5439000	3/14/1995	95	95	0.0826	7.85	2390	20.2577%	Fecal		CFU/100 mL	200	-	38,405.2
5439000	5/23/1999	95	95	0.0826	7.85	2390	20.2577%	Fecal		CFU/100 mL	200	-	38,405.2
5439000	6/10/2001	95	95	0.0826	7.85	2390	20.2577%	Fecal		CFU/100 mL	200	-	38,405.2
5439000	6/10/2006	95	95	0.0826	7.85	2390	20.2577%	Fecal		CFU/100 mL	200	-	38,405.2
5439000	3/26/2011	95	95	0.0826	7.85	2390	20.2577%	Fecal		CFU/100 mL	200	-	38,405.2
5439000	4/4/2016	95	95	0.0826	7.85	2390	20.2577%	Fecal		CFU/100 mL	200	-	38,405.2
5439000	11/29/2019	95	95	0.0826	7.85	2390	20.2577%	Fecal		CFU/100 mL	200	-	38,405.2
5439000	3/25/2010	94.9	94.9	0.0826	7.84	2403	20.3679%	Fecal		CFU/100 mL	200	-	38,364.8
5439000	12/9/2018	94.9	94.9	0.0826	7.84	2403	20.3679%	Fecal		CFU/100 mL	200	-	38,364.8
5439000	11/8/2009	94.7	94.7	0.0826	7.82	2405	20.3848%	Fecal		CFU/100 mL	200	-	38,283.9
5439000	8/21/2014	94.7	94.7	0.0826	7.82	2405	20.3848%	Fecal		CFU/100 mL	200	-	38,283.9
5439000	7/16/2015	94.6	94.6	0.0826	7.81	2407	20.4018%	Fecal		CFU/100 mL	200	-	38,243.5
5439000	1/4/2020	94.6	94.6	0.0826	7.81	2407	20.4018%	Fecal		CFU/100 mL	200	-	38,243.5
5439000	3/4/2022	53.5	53.5	0.1459	7.81	2409	20.4187%	Fecal		CFU/100 mL	200	-	38,207.3
5439000	3/16/2011	94.5	94.5	0.0826	7.81	2410	20.4272%	Fecal		CFU/100 mL	200	-	38,203.1
5439000	3/19/2020	94.5	94.5	0.0826	7.81	2410	20.4272%	Fecal		CFU/100 mL	200	-	38,203.1
5439000	4/20/2008	94.4	94.4	0.0826	7.80	2412	20.4441%	Fecal		CFU/100 mL	200	-	38,162.6
5439000	1/5/2016	94.4	94.4	0.0826	7.80	2412	20.4441%	Fecal		CFU/100 mL	200	-	38,162.6
5439000	1/18/2016	94.4	94.4	0.0826	7.80	2412	20.4441%	Fecal		CFU/100 mL	200	-	38,162.6
5439000	3/30/2016	94.4	94.4	0.0826	7.80	2412	20.4441%	Fecal		CFU/100 mL	200	-	38,162.6

Gage ID	Date	Discharge (CFS)	Gage Discharge (less Surrogate NPDES) (CFS)	Watershed Area Ratio	Calculated flow (CFS)	Rank	Flow Exceedance %	Parameter	Results	Units (mg or micro_gram	Limit/Standard	Actual Load (million colonies/day)	Allowable Load (million colonies/day)
5439000	4/7/2020	94.4	94.4	0.0826	7.80	2412	20.4441%	Fecal		CFU/100 mL	200	-	38,162.6
5439000	7/11/2021	94.4	94.4	0.0826	7.80	2412	20.4441%	Fecal		CFU/100 mL	200	-	38,162.6
5439000	7/1/2015	94.3	94.3	0.0826	7.79	2418	20.4950%	Fecal		CFU/100 mL	200	-	38,122.2
5439000	5/4/2003	94.1	94.1	0.0826	7.77	2419	20.5035%	Fecal		CFU/100 mL	200	-	38,041.4
5439000	4/18/2019	94.1	94.1	0.0826	7.77	2419	20.5035%	Fecal		CFU/100 mL	200	-	38,041.4
5439000	1/20/2020	94.1	94.1	0.0826	7.77	2419	20.5035%	Fecal		CFU/100 mL	200	-	38,041.4
5439000	6/17/1990	94	94	0.0826	7.77	2422	20.5289%	Fecal		CFU/100 mL	200	-	38,000.9
5439000	2/8/1991	94	94	0.0826	7.77	2422	20.5289%	Fecal		CFU/100 mL	200	-	38,000.9
5439000	4/3/1991	94	94	0.0826	7.77	2422	20.5289%	Fecal		CFU/100 mL	200	-	38,000.9
5439000	11/18/1992	94	94	0.0826	7.77	2422	20.5289%	Fecal		CFU/100 mL	200	-	38,000.9
5439000	7/30/1993	94	94	0.0826	7.77	2422	20.5289%	Fecal		CFU/100 mL	200	-	38,000.9
5439000	6/4/2001	94	94	0.0826	7.77	2422	20.5289%	Fecal		CFU/100 mL	200	-	38,000.9
5439000	5/24/2009	94	94	0.0826	7.77	2422	20.5289%	Fecal		CFU/100 mL	200	-	38,000.9
5439000	5/22/2017	93.9	93.9	0.0826	7.76	2429	20.5882%	Fecal		CFU/100 mL	200	-	37,960.5
5439000	6/11/2019	93.9	93.9	0.0826	7.76	2429	20.5882%	Fecal		CFU/100 mL	200	-	37,960.5
5439000	10/17/2019	93.9	93.9	0.0826	7.76	2429	20.5882%	Fecal		CFU/100 mL	200	-	37,960.5
5439000	11/10/2019	93.9	93.9	0.0826	7.76	2429	20.5882%	Fecal		CFU/100 mL	200	-	37,960.5
5439000	12/3/2019	93.9	93.9	0.0826	7.76	2429	20.5882%	Fecal		CFU/100 mL	200	-	37,960.5
5439000	12/12/2003	93.8	93.8	0.0826	7.75	2434	20.6306%	Fecal		CFU/100 mL	200	-	37,920.1
5439000	5/29/2002	93.6	93.6	0.0826	7.73	2435	20.6391%	Fecal		CFU/100 mL	200	-	37,839.2
5439000	5/23/2003	93.6	93.6	0.0826	7.73	2435	20.6391%	Fecal		CFU/100 mL	200	-	37,839.2
5439000	5/23/2017	93.5	93.5	0.0826	7.72	2437	20.6560%	Fecal		CFU/100 mL	200	-	37,798.8
5439000	10/21/1993	93.4	93.4	0.0826	7.72	2438	20.6645%	Fecal		CFU/100 mL	200	-	37,758.4
5439000	6/1/2008	93.4	93.4	0.0826	7.72	2438	20.6645%	Fecal		CFU/100 mL	200	-	37,758.4
5439000	6/30/2010	93.4	93.4	0.0826	7.72	2438	20.6645%	Fecal		CFU/100 mL	200	-	37,758.4
5439000	7/12/2014	93.4	93.4	0.0826	7.72	2438	20.6645%	Fecal		CFU/100 mL	200	-	37,758.4
5439000	1/5/2019	93.4	93.4	0.0826	7.72	2438	20.6645%	Fecal		CFU/100 mL	200	-	37,758.4
5439000	1/18/2020	93.4	93.4	0.0826	7.72	2438	20.6645%	Fecal		CFU/100 mL	200	-	37,758.4
5439000	5/30/2020	93.4	93.4	0.0826	7.72	2438	20.6645%	Fecal		CFU/100 mL	200	-	37,758.4
5439000	4/25/2004	93.3	93.3	0.0826	7.71	2445	20.7239%	Fecal		CFU/100 mL	200	-	37,717.9
5439000	11/20/2017	93.3	93.3	0.0826	7.71	2445	20.7239%	Fecal		CFU/100 mL	200	-	37,717.9
5439000	3/8/2018	93.3	93.3	0.0826	7.71	2445	20.7239%	Fecal		CFU/100 mL	200	-	37,717.9
5439000	1/14/2016	93.2	93.2	0.0826	7.70	2448	20.7493%	Fecal		CFU/100 mL	200	-	37,677.5
5439000	8/22/2002	93.1	93.1	0.0826	7.69	2449	20.7578%	Fecal		CFU/100 mL	200	-	37,637.1
5439000	6/21/2004	93.1	93.1	0.0826	7.69	2449	20.7578%	Fecal		CFU/100 mL	200	-	37,637.1
5439000	5/5/1991	93	93	0.0826	7.68	2451	20.7747%	Fecal		CFU/100 mL	200	-	37,596.7
5439000	2/28/1992	93	93	0.0826	7.68	2451	20.7747%	Fecal		CFU/100 mL	200	-	37,596.7
5439000	12/6/1992	93	93	0.0826	7.68	2451	20.7747%	Fecal		CFU/100 mL	200	-	37,596.7
5439000	1/10/1993	93	93	0.0826	7.68	2451	20.7747%	Fecal		CFU/100 mL	200	-	37,596.7
5439000	11/27/1994	93	93	0.0826	7.68	2451	20.7747%	Fecal		CFU/100 mL	200	-	37,596.7
5439000	5/20/1997	93	93	0.0826	7.68	2451	20.7747%	Fecal		CFU/100 mL	200	-	37,596.7
5439000	3/28/1998	93	93	0.0826	7.68	2451	20.7747%	Fecal		CFU/100 mL	200	-	37,596.7
5439000	11/13/1998	93	93	0.0826	7.68	2451	20.7747%	Fecal		CFU/100 mL	200	-	37,596.7
5439000	6/6/2000	93	93	0.0826	7.68	2451	20.7747%	Fecal		CFU/100 mL	200	-	37,596.7
5439000	2/23/2004	93	93	0.0826	7.68	2451	20.7747%	Fecal		CFU/100 mL	200	-	37,596.7
5439000	4/11/2007	93	93	0.0826	7.68	2451	20.7747%	Fecal		CFU/100 mL	200	-	37,596.7
5439000	12/17/2008	93	93	0.0826	7.68	2451	20.7747%	Fecal		CFU/100 mL	200	-	37,596.7
5439000	12/20/2008	93	93	0.0826	7.68	2451	20.7747%	Fecal		CFU/100 mL	200	-	37,596.7
5439000	6/6/2009	93	93	0.0826	7.68	2451	20.7747%	Fecal		CFU/100 mL	200	-	37,596.7
5439000	1/30/2010	92.9	92.9	0.0826	7.67	2465	20.8934%	Fecal		CFU/100 mL	200	-	37,556.2
5439000	5/4/2011	92.9	92.9	0.0826	7.67	2465	20.8934%	Fecal		CFU/100 mL	200	-	37,556.2
5439000	3/12/2012	92.8	92.8	0.0826	7.67	2467	20.9103%	Fecal		CFU/100 mL	200	-	37,515.8
5439000	4/22/2017	92.8	92.8	0.0826	7.67	2467	20.9103%	Fecal		CFU/100 mL	200	-	37,515.8
5439000	6/12/2019	92.8	92.8	0.0826	7.67	2467	20.9103%	Fecal		CFU/100 mL	200	-	37,515.8
5439000	2/14/2019	92.7	92.7	0.0826	7.66	2470	20.9358%	Fecal		CFU/100 mL	200	-	37,475.4
5439000	4/21/2004	92.6	92.6	0.0826	7.65	2471	20.9442%	Fecal		CFU/100 mL	200	-	37,435.0
5439000	7/9/2014	92.6	92.6	0.0826	7.65	2471	20.9442%	Fecal		CFU/100 mL	200	-	37,435.0
5439000	3/27/2019	92.6	92.6	0.0826	7.65	2471	20.9442%	Fecal		CFU/100 mL	200	-	37,435.0
5439000	4/10/2009	92.5	92.5	0.0826	7.64	2474	20.9697%	Fecal		CFU/100 mL	200	-	37,394.5
5439000	4/13/2015	92.5	92.5	0.0826	7.64	2474	20.9697%	Fecal		CFU/100 mL	200	-	37,394.5
5439000	7/19/2015	92.5	92.5	0.0826	7.64	2474	20.9697%	Fecal		CFU/100 mL	200	-	37,394.5
5439000	5/30/2002	92.4	92.4	0.0826	7.63	2477	20.9951%	Fecal		CFU/100 mL	200	-	37,354.1
5439000	4/16/2002	92.3	92.3	0.0826	7.62	2478	21.0036%	Fecal		CFU/100 mL	200	-	37,313.7
5439000	4/9/2016	92.3	92.3	0.0826	7.62	2478	21.0036%	Fecal		CFU/100 mL	200	-	37,313.7
5439000	3/9/2020	92.3	92.3	0.0826	7.62	2478	21.0036%	Fecal		CFU/100 mL	200	-	37,313.7
5439000	5/1/2006	92.2	92.2	0.0826	7.62	2481	21.0290%	Fecal		CFU/100 mL	200	-	37,273.3
5439000	11/29/2009	92.2	92.2	0.0826	7.62	2481	21.0290%	Fecal		CFU/100 mL	200	-	37,273.3
5439000	2/3/2019	92.2	92.2	0.0826	7.62	2481	21.0290%	Fecal		CFU/100 mL	200	-	37,273.3
5439000	6/20/2019	92.2	92.2	0.0826	7.62	2481	21.0290%	Fecal		CFU/100 mL	200	-	37,273.3
5439000	2/25/2020	92.2	92.2	0.0826	7.62	2481	21.0290%	Fecal		CFU/100 mL	200	-	37,273.3
5439000	10/26/2001	92.1	92.1	0.0826	7.61	2486	21.0714%	Fecal		CFU/100 mL	200	-	37,232.8
5439000	2/6/1990	92	92	0.0826	7.60	2487	21.0798%	Fecal		CFU/100 mL	200	-	37,192.4
5439000	5/16/1991	92	92	0.0826	7.60	2487	21.0798%	Fecal		CFU/100 mL	200	-	37,192.4
5439000	5/17/1991	92	92	0.0826	7.60	2487	21.0798%	Fecal		CFU/100 mL	200	-	37,192.4
5439000	1/17/1992	92	92	0.0826	7.60	2487	21.0798%	Fecal		CFU/100 mL	200	-	37,192.4
5439000	12/23/1992	92	92	0.0826	7.60	2487	21.0798%	Fecal		CFU/100 mL	200	-	37,192.4
5439000	7/6/1993	92	92	0.0826	7.60	2487	21.0798%	Fecal		CFU/100 mL	200	-	37,192.4
5439000	11/2/1994	92	92	0.0826	7.60	2487	21.0798%	Fecal		CFU/100 mL	200	-	37,192.4
5439000	5/21/1995	92	92	0.0826	7.60	2487	21.0798%	Fecal		CFU/100 mL	200	-	37,192.4
5439000	5/9/1996	92	92	0.0826	7.60	2487	21.0798%	Fecal		CFU/100 mL	200	-	37,192.4
5439000	1/4/1998	92	92	0.0826	7.60	2487	21.0798%	Fecal		CFU/100 mL	200	-	37,192.4
5439000	5/22/1998	92	92	0.0826	7.60	2487	21.0798%	Fecal		CFU/100 mL	200	-	37,192.4
5439000	6/10/1999	92	92	0.0826	7.60	2487	21.0798%	Fecal		CFU/100 mL	200	-	37,192.4
5439000	9/8/2007	92	92	0.0826	7.60	2487	21.0798%	Fecal		CFU/100 mL	200	-	37,192.4
5439000	5/4/2002	91.9	91.9	0.0826	7.59	2500	21.1900%	Fecal		CFU/100 mL	200	-	37,152.0
5439000	3/24/2013	91.9	91.9	0.0826	7.59	2500	21.1900%	Fecal		CFU/100 mL	200	-	37,152.0
5439000	5/24/2016	91.9	91.9	0.0826	7.59	2500	21.1900%	Fecal		CFU/100 mL	200	-	37,152.0
5439000	4/7/2007	91.8	91.8	0.0826	7.58	2503	21.2155%	Fecal		CFU/100 mL	200	-	37,111.6
5439000	10/29/2008	91.7	91.7	0.0826	7.58	2504	21.2239%	Fecal		CFU/100 mL	200	-	37,071.1
5439000	2/21/2008	91.6	91.6	0.0826	7.57	2505	21.2324%	Fecal		CFU/100 mL	200	-	37,030.7
5439000	10/9/2008	91.6	91.6	0.0826	7.57	2505	21.2324%	Fecal		CFU/100 mL	200	-	37,030.7
5439000	3/15/2016	91.6	91.6	0.0826	7.57	2505	21.2324%	Fecal		CFU/100 mL	200	-	37,030.7
5439000	2/25/2011	91.5	91.5	0.0826	7.56	2508	21.2578%	Fecal		CFU/100 mL	200	-	36,990.3
5439000	12/9/2015	91.5	91.5	0.0826	7.56	2508	21.2578%	Fecal		CFU/100 mL	200	-	36,990.3
5439000	12/12/2006	91.4	91.4	0.0826	7.55	2510	21.2748%	Fecal		CFU/100 mL	200	-	36,949.8
5439000	6/1/2013	91.4	91.4	0.0826	7.55	2510	21.2748%	Fecal		CFU/100 mL	200	-	36,949.8
5439000	1/11/2019	91.3	91.3	0.0826	7.54	2512	21.2917%	Fecal		CFU/100 mL	200	-	36,909.4
5439000	5/20/2017	91.2	91.2	0.0826	7.53	2513	21.3002%	Fecal		CFU/100 mL	200	-	36,869.0
5439000	2/11/1990	91	91	0.0826	7.52	2514	21.3087%	Fecal		CFU/100 mL	200	-	36,788.1
5439000	5/28/1990	91	91	0.0826	7.52	2514	21.3087%	Fecal		CFU/100 mL	200	-	36,788.1
5439000	12/5/1992	91	91	0.0826	7.52	2514	21.3087%	Fecal		CFU/100 mL	200	-	36,788.1
5439000	5/13/1993	91	91	0.0826	7.52	2514	21.3087%	Fecal		CFU/100 mL	200	-	36,788.1
5439000	6/10/1995	91	91	0.0826	7.52	2514	21.3087%	Fecal		CFU/100 mL	200	-	36,788.1
5439000	1/5/1997	91	91	0.0826	7.52	2514	21.3087%	Fecal		CFU/100 mL	200	-	36,788.1
5439000	5/3/1997	91	91	0.0826	7.52	2514	21.3087%	Fecal		CFU/100 mL	200	-	36,788.1
5439000	3/27/1998	91	91	0.0826	7.52	2514	21.3087%	Fecal		CFU/100 mL	200	-	36,788.1
5439000	7/5/1998	91	91	0.0826	7.52	2514	21.3087%	Fecal		CFU/100 mL	200	-	36,788.1
5439000	3/19/2016	91	91	0.0826	7.52	2514	21.3087%	Fecal		CFU/100 mL	200	-	36,788.1
5439000	5/19/2017	91	91	0.0826	7.52	2514	21.3087%	Fecal		CFU/100 mL	200	-	36,788.1
5439000	6/15/2019	91	91	0.0826	7.52	2514	21.3087%	Fecal		CFU/100 mL	200	-	36,788.1
5439000	3/9/2012	90.9	90.9	0.0826	7.51	2526	21.4104%	Fecal		CFU/100 mL	200	-	36,747.7
5439000	7/1/1994	90.8	90.8	0.0826	7.50	2527	21.4189%	Fecal		CFU/100 mL	200	-	36,707.3
5439000	3/29/2016	90.8	90.8	0.0826	7.50	2527	21.4189%	Fecal		CFU/100 mL	200	-	36,707.3
5439000	5/31/2018	90.8	90.8	0.0826	7.50	2527	21.4189%	Fecal		CFU/100 mL	200	-	36,707.3
5439000	4/30/2015	90.7	90.7	0.0826	7.49	2530	21.4443%	Fecal		CFU/100 mL	200	-	36,666.9

Gage ID	Date	Discharge (CFS)	Gage Discharge (less Surrogate NPDES) (CFS)	Watershed Area Ratio	Calculated flow (CFS)	Rank	Flow Exceedance %	Parameter	Results	Units (mg or micro_gram	Limit/Standard	Actual Load (million colonies/day)	Allowable Load (million colonies/day)
5439000	6/17/2002	90.6	90.6	0.0826	7.48	2531	21.4528%	Fecal		CFU/100 mL	200	-	36,626.4
5439000	12/6/2011	90.6	90.6	0.0826	7.48	2531	21.4528%	Fecal		CFU/100 mL	200	-	36,626.4
5439000	6/3/2016	90.6	90.6	0.0826	7.48	2531	21.4528%	Fecal		CFU/100 mL	200	-	36,626.4
5439000	10/24/2019	90.6	90.6	0.0826	7.48	2531	21.4528%	Fecal		CFU/100 mL	200	-	36,626.4
5439000	5/12/2012	90.4	90.4	0.0826	7.47	2535	21.4867%	Fecal		CFU/100 mL	200	-	36,545.6
5439000	1/3/2010	90.3	90.3	0.0826	7.46	2536	21.4952%	Fecal		CFU/100 mL	200	-	36,505.2
5439000	3/18/2015	90.3	90.3	0.0826	7.46	2536	21.4952%	Fecal		CFU/100 mL	200	-	36,505.2
5439000	4/15/2013	90.1	90.1	0.0826	7.44	2538	21.5121%	Fecal		CFU/100 mL	200	-	36,424.3
5439000	5/7/2020	90.1	90.1	0.0826	7.44	2538	21.5121%	Fecal		CFU/100 mL	200	-	36,424.3
5439000	2/25/1990	90	90	0.0826	7.43	2540	21.5291%	Fecal		CFU/100 mL	200	-	36,383.9
5439000	8/12/1990	90	90	0.0826	7.43	2540	21.5291%	Fecal		CFU/100 mL	200	-	36,383.9
5439000	12/7/1990	90	90	0.0826	7.43	2540	21.5291%	Fecal		CFU/100 mL	200	-	36,383.9
5439000	4/4/1991	90	90	0.0826	7.43	2540	21.5291%	Fecal		CFU/100 mL	200	-	36,383.9
5439000	6/7/1991	90	90	0.0826	7.43	2540	21.5291%	Fecal		CFU/100 mL	200	-	36,383.9
5439000	11/6/1992	90	90	0.0826	7.43	2540	21.5291%	Fecal		CFU/100 mL	200	-	36,383.9
5439000	12/24/1992	90	90	0.0826	7.43	2540	21.5291%	Fecal		CFU/100 mL	200	-	36,383.9
5439000	3/14/1993	90	90	0.0826	7.43	2540	21.5291%	Fecal		CFU/100 mL	200	-	36,383.9
5439000	10/4/1993	90	90	0.0826	7.43	2540	21.5291%	Fecal		CFU/100 mL	200	-	36,383.9
5439000	10/10/1993	90	90	0.0826	7.43	2540	21.5291%	Fecal		CFU/100 mL	200	-	36,383.9
5439000	3/16/1994	90	90	0.0826	7.43	2540	21.5291%	Fecal		CFU/100 mL	200	-	36,383.9
5439000	11/18/1994	90	90	0.0826	7.43	2540	21.5291%	Fecal		CFU/100 mL	200	-	36,383.9
5439000	12/24/1994	90	90	0.0826	7.43	2540	21.5291%	Fecal		CFU/100 mL	200	-	36,383.9
5439000	1/6/1995	90	90	0.0826	7.43	2540	21.5291%	Fecal		CFU/100 mL	200	-	36,383.9
5439000	3/15/1995	90	90	0.0826	7.43	2540	21.5291%	Fecal		CFU/100 mL	200	-	36,383.9
5439000	4/9/1995	90	90	0.0826	7.43	2540	21.5291%	Fecal		CFU/100 mL	200	-	36,383.9
5439000	4/26/1995	90	90	0.0826	7.43	2540	21.5291%	Fecal		CFU/100 mL	200	-	36,383.9
5439000	5/4/1997	90	90	0.0826	7.43	2540	21.5291%	Fecal		CFU/100 mL	200	-	36,383.9
5439000	3/2/1998	90	90	0.0826	7.43	2540	21.5291%	Fecal		CFU/100 mL	200	-	36,383.9
5439000	6/24/1999	90	90	0.0826	7.43	2540	21.5291%	Fecal		CFU/100 mL	200	-	36,383.9
5439000	6/30/2000	90	90	0.0826	7.43	2540	21.5291%	Fecal		CFU/100 mL	200	-	36,383.9
5439000	2/19/2009	90	90	0.0826	7.43	2540	21.5291%	Fecal		CFU/100 mL	200	-	36,383.9
5439000	5/25/2009	90	90	0.0826	7.43	2540	21.5291%	Fecal		CFU/100 mL	200	-	36,383.9
5439000	4/8/2011	90	90	0.0826	7.43	2540	21.5291%	Fecal		CFU/100 mL	200	-	36,383.9
5439000	3/5/2012	90	90	0.0826	7.43	2540	21.5291%	Fecal		CFU/100 mL	200	-	36,383.9
5439000	2/28/1994	89.9	89.9	0.0826	7.43	2565	21.7410%	Fecal		CFU/100 mL	200	-	36,343.4
5439000	7/6/2013	89.9	89.9	0.0826	7.43	2565	21.7410%	Fecal		CFU/100 mL	200	-	36,343.4
5439000	1/19/2020	89.9	89.9	0.0826	7.43	2565	21.7410%	Fecal		CFU/100 mL	200	-	36,343.4
5439000	12/15/2008	89.8	89.8	0.0826	7.42	2568	21.7664%	Fecal		CFU/100 mL	200	-	36,303.0
5439000	6/27/2006	89.7	89.7	0.0826	7.41	2569	21.7749%	Fecal		CFU/100 mL	200	-	36,262.6
5439000	10/18/2019	89.7	89.7	0.0826	7.41	2569	21.7749%	Fecal		CFU/100 mL	200	-	36,262.6
5439000	2/7/2020	89.7	89.7	0.0826	7.41	2569	21.7749%	Fecal		CFU/100 mL	200	-	36,262.6
5439000	3/17/2011	89.6	89.6	0.0826	7.40	2572	21.8003%	Fecal		CFU/100 mL	200	-	36,222.2
5439000	6/16/2018	89.6	89.6	0.0826	7.40	2572	21.8003%	Fecal		CFU/100 mL	200	-	36,222.2
5439000	5/31/2002	89.5	89.5	0.0826	7.39	2574	21.8173%	Fecal		CFU/100 mL	200	-	36,181.7
5439000	6/2/2015	89.5	89.5	0.0826	7.39	2574	21.8173%	Fecal		CFU/100 mL	200	-	36,181.7
5439000	9/27/2008	89.4	89.4	0.0826	7.39	2576	21.8342%	Fecal		CFU/100 mL	200	-	36,141.3
5439000	2/2/2016	89.4	89.4	0.0826	7.39	2576	21.8342%	Fecal		CFU/100 mL	200	-	36,141.3
5439000	12/4/2019	89.4	89.4	0.0826	7.39	2576	21.8342%	Fecal		CFU/100 mL	200	-	36,141.3
5439000	4/29/2002	89.3	89.3	0.0826	7.38	2579	21.8596%	Fecal		CFU/100 mL	200	-	36,100.9
5439000	6/19/2004	89.3	89.3	0.0826	7.38	2579	21.8596%	Fecal		CFU/100 mL	200	-	36,100.9
5439000	5/5/2011	89.3	89.3	0.0826	7.38	2579	21.8596%	Fecal		CFU/100 mL	200	-	36,100.9
5439000	5/6/2011	89.3	89.3	0.0826	7.38	2579	21.8596%	Fecal		CFU/100 mL	200	-	36,100.9
5439000	5/4/2015	89.3	89.3	0.0826	7.38	2579	21.8596%	Fecal		CFU/100 mL	200	-	36,100.9
5439000	4/9/2011	89.2	89.2	0.0826	7.37	2584	21.9020%	Fecal		CFU/100 mL	200	-	36,060.5
5439000	11/14/2011	89.2	89.2	0.0826	7.37	2584	21.9020%	Fecal		CFU/100 mL	200	-	36,060.5
5439000	5/21/2015	89.2	89.2	0.0826	7.37	2584	21.9020%	Fecal		CFU/100 mL	200	-	36,060.5
5439000	1/6/2016	89.2	89.2	0.0826	7.37	2584	21.9020%	Fecal		CFU/100 mL	200	-	36,060.5
5439000	5/24/1990	89	89	0.0826	7.35	2588	21.9359%	Fecal		CFU/100 mL	200	-	35,979.6
5439000	12/14/1990	89	89	0.0826	7.35	2588	21.9359%	Fecal		CFU/100 mL	200	-	35,979.6
5439000	2/22/1991	89	89	0.0826	7.35	2588	21.9359%	Fecal		CFU/100 mL	200	-	35,979.6
5439000	12/16/1991	89	89	0.0826	7.35	2588	21.9359%	Fecal		CFU/100 mL	200	-	35,979.6
5439000	11/4/1992	89	89	0.0826	7.35	2588	21.9359%	Fecal		CFU/100 mL	200	-	35,979.6
5439000	11/19/1992	89	89	0.0826	7.35	2588	21.9359%	Fecal		CFU/100 mL	200	-	35,979.6
5439000	1/31/1993	89	89	0.0826	7.35	2588	21.9359%	Fecal		CFU/100 mL	200	-	35,979.6
5439000	9/20/1993	89	89	0.0826	7.35	2588	21.9359%	Fecal		CFU/100 mL	200	-	35,979.6
5439000	3/15/1997	89	89	0.0826	7.35	2588	21.9359%	Fecal		CFU/100 mL	200	-	35,979.6
5439000	2/17/1999	89	89	0.0826	7.35	2588	21.9359%	Fecal		CFU/100 mL	200	-	35,979.6
5439000	5/24/1999	89	89	0.0826	7.35	2588	21.9359%	Fecal		CFU/100 mL	200	-	35,979.6
5439000	4/17/2001	89	89	0.0826	7.35	2588	21.9359%	Fecal		CFU/100 mL	200	-	35,979.6
5439000	2/19/2005	89	89	0.0826	7.35	2588	21.9359%	Fecal		CFU/100 mL	200	-	35,979.6
5439000	4/7/2008	89	89	0.0826	7.35	2588	21.9359%	Fecal		CFU/100 mL	200	-	35,979.6
5439000	7/17/2021	88.9	88.9	0.0826	7.34	2602	22.0546%	Fecal		CFU/100 mL	200	-	35,939.2
5439000	10/8/2018	88.8	88.8	0.0826	7.34	2603	22.0631%	Fecal		CFU/100 mL	200	-	35,898.8
5439000	3/28/2019	88.7	88.7	0.0826	7.33	2604	22.0715%	Fecal		CFU/100 mL	200	-	35,858.3
5439000	3/26/2020	88.7	88.7	0.0826	7.33	2604	22.0715%	Fecal		CFU/100 mL	200	-	35,858.3
5439000	4/13/2010	88.6	88.6	0.0826	7.32	2606	22.0885%	Fecal		CFU/100 mL	200	-	35,817.9
5439000	3/10/2008	88.5	88.5	0.0826	7.31	2607	22.0970%	Fecal		CFU/100 mL	200	-	35,777.5
5439000	4/10/2016	88.5	88.5	0.0826	7.31	2607	22.0970%	Fecal		CFU/100 mL	200	-	35,777.5
5439000	5/25/2017	88.4	88.4	0.0826	7.30	2609	22.1139%	Fecal		CFU/100 mL	200	-	35,737.0
5439000	3/15/2020	88.4	88.4	0.0826	7.30	2609	22.1139%	Fecal		CFU/100 mL	200	-	35,737.0
5439000	12/21/2008	88.3	88.3	0.0826	7.29	2611	22.1309%	Fecal		CFU/100 mL	200	-	35,696.6
5439000	4/17/2007	88.2	88.2	0.0826	7.29	2612	22.1393%	Fecal		CFU/100 mL	200	-	35,656.2
5439000	2/20/2005	88.1	88.1	0.0826	7.28	2613	22.1478%	Fecal		CFU/100 mL	200	-	35,615.8
5439000	2/28/1990	88	88	0.0826	7.27	2614	22.1563%	Fecal		CFU/100 mL	200	-	35,575.3
5439000	2/9/1991	88	88	0.0826	7.27	2614	22.1563%	Fecal		CFU/100 mL	200	-	35,575.3
5439000	11/10/1992	88	88	0.0826	7.27	2614	22.1563%	Fecal		CFU/100 mL	200	-	35,575.3
5439000	3/16/1993	88	88	0.0826	7.27	2614	22.1563%	Fecal		CFU/100 mL	200	-	35,575.3
5439000	12/31/1994	88	88	0.0826	7.27	2614	22.1563%	Fecal		CFU/100 mL	200	-	35,575.3
5439000	1/3/1995	88	88	0.0826	7.27	2614	22.1563%	Fecal		CFU/100 mL	200	-	35,575.3
5439000	5/3/1995	88	88	0.0826	7.27	2614	22.1563%	Fecal		CFU/100 mL	200	-	35,575.3
5439000	8/15/1996	88	88	0.0826	7.27	2614	22.1563%	Fecal		CFU/100 mL	200	-	35,575.3
5439000	3/16/1999	88	88	0.0826	7.27	2614	22.1563%	Fecal		CFU/100 mL	200	-	35,575.3
5439000	9/29/1999	88	88	0.0826	7.27	2614	22.1563%	Fecal		CFU/100 mL	200	-	35,575.3
5439000	4/26/2000	88	88	0.0826	7.27	2614	22.1563%	Fecal		CFU/100 mL	200	-	35,575.3
5439000	2/22/2001	88	88	0.0826	7.27	2614	22.1563%	Fecal		CFU/100 mL	200	-	35,575.3
5439000	5/5/2007	88	88	0.0826	7.27	2614	22.1563%	Fecal		CFU/100 mL	200	-	35,575.3
5439000	6/7/2009	88	88	0.0826	7.27	2614	22.1563%	Fecal		CFU/100 mL	200	-	35,575.3
5439000	6/4/2016	88	88	0.0826	7.27	2614	22.1563%	Fecal		CFU/100 mL	200	-	35,575.3
5439000	12/28/2006	87.9	87.9	0.0826	7.26	2629	22.2834%	Fecal		CFU/100 mL	200	-	35,534.9
5439000	6/28/2014	87.9	87.9	0.0826	7.26	2629	22.2834%	Fecal		CFU/100 mL	200	-	35,534.9
5439000	10/28/2017	87.9	87.9	0.0826	7.26	2629	22.2834%	Fecal		CFU/100 mL	200	-	35,534.9
5439000	11/25/2019	87.9	87.9	0.0826	7.26	2629	22.2834%	Fecal		CFU/100 mL	200	-	35,534.9
5439000	3/4/2017	87.7	87.7	0.0826	7.24	2633	22.3173%	Fecal		CFU/100 mL	200	-	35,454.1
5439000	5/22/2010	87.6	87.6	0.0826	7.24	2634	22.3258%	Fecal		CFU/100 mL	200	-	35,413.6
5439000	7/27/2007	87.5	87.5	0.0826	7.23	2635	22.3343%	Fecal		CFU/100 mL	200	-	35,373.2
5439000	3/13/2012	87.5	87.5	0.0826	7.23	2635	22.3343%	Fecal		CFU/100 mL	200	-	35,373.2
5439000	10/19/2019	87.5	87.5	0.0826	7.23	2635	22.3343%	Fecal		CFU/100 mL	200	-	35,373.2
5439000	3/10/2004	87.4	87.4	0.0826	7.22	2638	22.3597%	Fecal		CFU/100 mL	200	-	35,332.8
5439000	3/22/2011	87.4	87.4	0.0826	7.22	2638	22.3597%	Fecal		CFU/100 mL	200	-	35,332.8
5439000	11/24/2015	87.4	87.4	0.0826	7.22	2638	22.3597%	Fecal		CFU/100 mL	200	-	35,332.8
5439000	6/18/2016	87.4	87.4	0.0826	7.22	2638	22.3597%	Fecal		CFU/100 mL	200	-	35,332.8
5439000	5/26/2010	87.1	87.1	0.0826	7.20	2642	22.3936%	Fecal		CFU/100 mL	200	-	35,211.5
5439000	6/13/2010	87.1	87.1	0.0826	7.20	2642	22.3936%	Fecal		CFU/100 mL	200	-	35,211.5
5439000	10/9/2018	87.1	87.1	0.0826	7.20	2642	22.3936%	Fecal		CFU/100 mL	200	-	35,211.5
5439000	3/27/1990	87	87	0.0826	7.19	2645	22.4191%	Fecal		CFU/100 mL	200	-	35,171.1

Gage ID	Date	Discharge (CFS)	Gage Discharge (less Surrogate NPDES) (CFS)	Watershed Area Ratio	Calculated flow (CFS)	Rank	Flow Exceedance %	Parameter	Results	Units (mg or micro_gram	Limit/Standard	Actual Load (million colonies/day)	Allowable Load (million colonies/day)
5439000	6/24/1990	87	87	0.0826	7.19	2645	22.4191%	Fecal		CFU/100 mL	200	-	35,171.1
5439000	4/22/1992	87	87	0.0826	7.19	2645	22.4191%	Fecal		CFU/100 mL	200	-	35,171.1
5439000	1/20/1995	87	87	0.0826	7.19	2645	22.4191%	Fecal		CFU/100 mL	200	-	35,171.1
5439000	5/15/1996	87	87	0.0826	7.19	2645	22.4191%	Fecal		CFU/100 mL	200	-	35,171.1
5439000	6/30/1996	87	87	0.0826	7.19	2645	22.4191%	Fecal		CFU/100 mL	200	-	35,171.1
5439000	6/21/1998	87	87	0.0826	7.19	2645	22.4191%	Fecal		CFU/100 mL	200	-	35,171.1
5439000	12/10/1998	87	87	0.0826	7.19	2645	22.4191%	Fecal		CFU/100 mL	200	-	35,171.1
5439000	6/11/2000	87	87	0.0826	7.19	2645	22.4191%	Fecal		CFU/100 mL	200	-	35,171.1
5439000	3/27/2001	87	87	0.0826	7.19	2645	22.4191%	Fecal		CFU/100 mL	200	-	35,171.1
5439000	6/26/2009	87	87	0.0826	7.19	2645	22.4191%	Fecal		CFU/100 mL	200	-	35,171.1
5439000	5/31/2013	87	87	0.0826	7.19	2645	22.4191%	Fecal		CFU/100 mL	200	-	35,171.1
5439000	1/16/2020	87	87	0.0826	7.19	2645	22.4191%	Fecal		CFU/100 mL	200	-	35,171.1
5439000	6/12/2021	87	87	0.0826	7.19	2645	22.4191%	Fecal		CFU/100 mL	200	-	35,171.1
5439000	5/3/2015	86.9	86.9	0.0826	7.18	2659	22.5377%	Fecal		CFU/100 mL	200	-	35,130.7
5439000	5/5/2002	86.7	86.7	0.0826	7.16	2660	22.5462%	Fecal		CFU/100 mL	200	-	35,049.8
5439000	1/16/2008	86.7	86.7	0.0826	7.16	2660	22.5462%	Fecal		CFU/100 mL	200	-	35,049.8
5439000	5/1/2002	86.6	86.6	0.0826	7.15	2662	22.5631%	Fecal		CFU/100 mL	200	-	35,009.4
5439000	5/18/2008	86.5	86.5	0.0826	7.15	2663	22.5716%	Fecal		CFU/100 mL	200	-	34,968.9
5439000	6/22/2011	86.5	86.5	0.0826	7.15	2663	22.5716%	Fecal		CFU/100 mL	200	-	34,968.9
5439000	4/13/2021	86.5	86.5	0.0826	7.15	2663	22.5716%	Fecal		CFU/100 mL	200	-	34,968.9
5439000	10/25/2021	86.4	86.4	0.0826	7.14	2666	22.5971%	Fecal		CFU/100 mL	200	-	34,928.5
5439000	1/15/2016	86.3	86.3	0.0826	7.13	2667	22.6055%	Fecal		CFU/100 mL	200	-	34,888.1
5439000	7/17/2020	86.3	86.3	0.0826	7.13	2667	22.6055%	Fecal		CFU/100 mL	200	-	34,888.1
5439000	12/19/2006	86.2	86.2	0.0826	7.12	2669	22.6225%	Fecal		CFU/100 mL	200	-	34,847.7
5439000	2/20/2022	86.2	86.2	0.0826	7.12	2669	22.6225%	Fecal		CFU/100 mL	200	-	34,847.7
5439000	3/6/1990	86	86	0.0826	7.10	2671	22.6394%	Fecal		CFU/100 mL	200	-	34,766.8
5439000	9/11/1992	86	86	0.0826	7.10	2671	22.6394%	Fecal		CFU/100 mL	200	-	34,766.8
5439000	9/2/1993	86	86	0.0826	7.10	2671	22.6394%	Fecal		CFU/100 mL	200	-	34,766.8
5439000	3/16/1995	86	86	0.0826	7.10	2671	22.6394%	Fecal		CFU/100 mL	200	-	34,766.8
5439000	2/19/1998	86	86	0.0826	7.10	2671	22.6394%	Fecal		CFU/100 mL	200	-	34,766.8
5439000	3/14/1998	86	86	0.0826	7.10	2671	22.6394%	Fecal		CFU/100 mL	200	-	34,766.8
5439000	3/1/2000	86	86	0.0826	7.10	2671	22.6394%	Fecal		CFU/100 mL	200	-	34,766.8
5439000	1/23/2012	86	86	0.0826	7.10	2671	22.6394%	Fecal		CFU/100 mL	200	-	34,766.8
5439000	5/7/2013	86	86	0.0826	7.10	2671	22.6394%	Fecal		CFU/100 mL	200	-	34,766.8
5439000	4/28/2017	86	86	0.0826	7.10	2671	22.6394%	Fecal		CFU/100 mL	200	-	34,766.8
5439000	4/8/2020	86	86	0.0826	7.10	2671	22.6394%	Fecal		CFU/100 mL	200	-	34,766.8
5439000	3/30/2019	85.9	85.9	0.0826	7.10	2682	22.7327%	Fecal		CFU/100 mL	200	-	34,726.4
5439000	11/11/2019	85.9	85.9	0.0826	7.10	2682	22.7327%	Fecal		CFU/100 mL	200	-	34,726.4
5439000	7/24/2016	85.8	85.8	0.0826	7.09	2684	22.7496%	Fecal		CFU/100 mL	200	-	34,686.0
5439000	1/29/2017	85.8	85.8	0.0826	7.09	2684	22.7496%	Fecal		CFU/100 mL	200	-	34,686.0
5439000	6/13/2019	85.8	85.8	0.0826	7.09	2684	22.7496%	Fecal		CFU/100 mL	200	-	34,686.0
5439000	2/26/2011	85.7	85.7	0.0826	7.08	2687	22.7750%	Fecal		CFU/100 mL	200	-	34,645.5
5439000	12/30/2018	85.7	85.7	0.0826	7.08	2687	22.7750%	Fecal		CFU/100 mL	200	-	34,645.5
5439000	4/26/2004	85.6	85.6	0.0826	7.07	2689	22.7920%	Fecal		CFU/100 mL	200	-	34,605.1
5439000	1/7/2009	85.6	85.6	0.0826	7.07	2689	22.7920%	Fecal		CFU/100 mL	200	-	34,605.1
5439000	6/22/2010	85.6	85.6	0.0826	7.07	2689	22.7920%	Fecal		CFU/100 mL	200	-	34,605.1
5439000	5/6/2002	85.5	85.5	0.0826	7.06	2692	22.8174%	Fecal		CFU/100 mL	200	-	34,564.7
5439000	7/16/2014	85.5	85.5	0.0826	7.06	2692	22.8174%	Fecal		CFU/100 mL	200	-	34,564.7
5439000	4/23/2017	85.5	85.5	0.0826	7.06	2692	22.8174%	Fecal		CFU/100 mL	200	-	34,564.7
5439000	12/2/2006	85.4	85.4	0.0826	7.05	2695	22.8429%	Fecal		CFU/100 mL	200	-	34,524.3
5439000	3/9/2008	85.4	85.4	0.0826	7.05	2695	22.8429%	Fecal		CFU/100 mL	200	-	34,524.3
5439000	11/8/2011	85.4	85.4	0.0826	7.05	2695	22.8429%	Fecal		CFU/100 mL	200	-	34,524.3
5439000	5/31/2017	85.4	85.4	0.0826	7.05	2695	22.8429%	Fecal		CFU/100 mL	200	-	34,524.3
5439000	12/27/1993	85.3	85.3	0.0826	7.05	2699	22.8768%	Fecal		CFU/100 mL	200	-	34,483.8
5439000	8/7/2010	85.2	85.2	0.0826	7.04	2700	22.8852%	Fecal		CFU/100 mL	200	-	34,443.4
5439000	11/17/2015	85.1	85.1	0.0826	7.03	2701	22.8937%	Fecal		CFU/100 mL	200	-	34,403.0
5439000	7/3/1990	85	85	0.0826	7.02	2702	22.9022%	Fecal		CFU/100 mL	200	-	34,362.5
5439000	2/20/1991	85	85	0.0826	7.02	2702	22.9022%	Fecal		CFU/100 mL	200	-	34,362.5
5439000	12/17/1991	85	85	0.0826	7.02	2702	22.9022%	Fecal		CFU/100 mL	200	-	34,362.5
5439000	12/25/1992	85	85	0.0826	7.02	2702	22.9022%	Fecal		CFU/100 mL	200	-	34,362.5
5439000	2/11/1993	85	85	0.0826	7.02	2702	22.9022%	Fecal		CFU/100 mL	200	-	34,362.5
5439000	1/21/1995	85	85	0.0826	7.02	2702	22.9022%	Fecal		CFU/100 mL	200	-	34,362.5
5439000	5/5/1997	85	85	0.0826	7.02	2702	22.9022%	Fecal		CFU/100 mL	200	-	34,362.5
5439000	6/25/1997	85	85	0.0826	7.02	2702	22.9022%	Fecal		CFU/100 mL	200	-	34,362.5
5439000	5/23/1998	85	85	0.0826	7.02	2702	22.9022%	Fecal		CFU/100 mL	200	-	34,362.5
5439000	7/21/1999	85	85	0.0826	7.02	2702	22.9022%	Fecal		CFU/100 mL	200	-	34,362.5
5439000	4/11/2001	85	85	0.0826	7.02	2702	22.9022%	Fecal		CFU/100 mL	200	-	34,362.5
5439000	5/22/2015	85	85	0.0826	7.02	2702	22.9022%	Fecal		CFU/100 mL	200	-	34,362.5
5439000	5/20/2018	85	85	0.0826	7.02	2702	22.9022%	Fecal		CFU/100 mL	200	-	34,362.5
5439000	4/26/2020	85	85	0.0826	7.02	2702	22.9022%	Fecal		CFU/100 mL	200	-	34,362.5
5439000	5/2/2006	84.9	84.9	0.0826	7.01	2716	23.0209%	Fecal		CFU/100 mL	200	-	34,322.1
5439000	7/8/2013	84.9	84.9	0.0826	7.01	2716	23.0209%	Fecal		CFU/100 mL	200	-	34,322.1
5439000	7/3/2018	84.7	84.7	0.0826	7.00	2718	23.0378%	Fecal		CFU/100 mL	200	-	34,241.3
5439000	7/25/2007	84.6	84.6	0.0826	6.99	2719	23.0463%	Fecal		CFU/100 mL	200	-	34,200.8
5439000	3/10/2012	84.6	84.6	0.0826	6.99	2719	23.0463%	Fecal		CFU/100 mL	200	-	34,200.8
5439000	3/7/2017	84.6	84.6	0.0826	6.99	2719	23.0463%	Fecal		CFU/100 mL	200	-	34,200.8
5439000	11/16/2008	84.5	84.5	0.0826	6.98	2722	23.0717%	Fecal		CFU/100 mL	200	-	34,160.4
5439000	3/6/2009	84.5	84.5	0.0826	6.98	2722	23.0717%	Fecal		CFU/100 mL	200	-	34,160.4
5439000	12/23/2011	84.5	84.5	0.0826	6.98	2722	23.0717%	Fecal		CFU/100 mL	200	-	34,160.4
5439000	1/19/2016	84.5	84.5	0.0826	6.98	2722	23.0717%	Fecal		CFU/100 mL	200	-	34,160.4
5439000	11/9/2009	84.4	84.4	0.0826	6.97	2726	23.1056%	Fecal		CFU/100 mL	200	-	34,120.0
5439000	3/26/2010	84.4	84.4	0.0826	6.97	2726	23.1056%	Fecal		CFU/100 mL	200	-	34,120.0
5439000	3/16/2020	84.4	84.4	0.0826	6.97	2726	23.1056%	Fecal		CFU/100 mL	200	-	34,120.0
5439000	3/17/1994	84.3	84.3	0.0826	6.96	2729	23.1310%	Fecal		CFU/100 mL	200	-	34,079.6
5439000	9/9/2007	84.3	84.3	0.0826	6.96	2729	23.1310%	Fecal		CFU/100 mL	200	-	34,079.6
5439000	1/5/2020	84.3	84.3	0.0826	6.96	2729	23.1310%	Fecal		CFU/100 mL	200	-	34,079.6
5439000	12/10/2018	84.2	84.2	0.0826	6.96	2732	23.1565%	Fecal		CFU/100 mL	200	-	34,039.1
5439000	5/31/2020	84.2	84.2	0.0826	6.96	2732	23.1565%	Fecal		CFU/100 mL	200	-	34,039.1
5439000	1/1/2007	84.1	84.1	0.0826	6.95	2734	23.1734%	Fecal		CFU/100 mL	200	-	33,998.7
5439000	4/21/2008	84.1	84.1	0.0826	6.95	2734	23.1734%	Fecal		CFU/100 mL	200	-	33,998.7
5439000	6/21/2013	84.1	84.1	0.0826	6.95	2734	23.1734%	Fecal		CFU/100 mL	200	-	33,998.7
5439000	5/24/2015	84.1	84.1	0.0826	6.95	2734	23.1734%	Fecal		CFU/100 mL	200	-	33,998.7
5439000	11/25/2015	84.1	84.1	0.0826	6.95	2734	23.1734%	Fecal		CFU/100 mL	200	-	33,998.7
5439000	3/5/2019	84.1	84.1	0.0826	6.95	2734	23.1734%	Fecal		CFU/100 mL	200	-	33,998.7
5439000	7/22/1990	84	84	0.0826	6.94	2740	23.2243%	Fecal		CFU/100 mL	200	-	33,958.3
5439000	11/8/1990	84	84	0.0826	6.94	2740	23.2243%	Fecal		CFU/100 mL	200	-	33,958.3
5439000	4/5/1991	84	84	0.0826	6.94	2740	23.2243%	Fecal		CFU/100 mL	200	-	33,958.3
5439000	12/4/1991	84	84	0.0826	6.94	2740	23.2243%	Fecal		CFU/100 mL	200	-	33,958.3
5439000	3/6/1992	84	84	0.0826	6.94	2740	23.2243%	Fecal		CFU/100 mL	200	-	33,958.3
5439000	1/27/1993	84	84	0.0826	6.94	2740	23.2243%	Fecal		CFU/100 mL	200	-	33,958.3
5439000	4/22/1995	84	84	0.0826	6.94	2740	23.2243%	Fecal		CFU/100 mL	200	-	33,958.3
5439000	5/13/1997	84	84	0.0826	6.94	2740	23.2243%	Fecal		CFU/100 mL	200	-	33,958.3
5439000	3/3/1998	84	84	0.0826	6.94	2740	23.2243%	Fecal		CFU/100 mL	200	-	33,958.3
5439000	3/29/1998	84	84	0.0826	6.94	2740	23.2243%	Fecal		CFU/100 mL	200	-	33,958.3
5439000	7/2/2000	84	84	0.0826	6.94	2740	23.2243%	Fecal		CFU/100 mL	200	-	33,958.3
5439000	4/6/2001	84	84	0.0826	6.94	2740	23.2243%	Fecal		CFU/100 mL	200	-	33,958.3
5439000	6/11/2001	84	84	0.0826	6.94	2740	23.2243%	Fecal		CFU/100 mL	200	-	33,958.3
5439000	6/3/2002	84	84	0.0826	6.94	2740	23.2243%	Fecal		CFU/100 mL	200	-	33,958.3
5439000	10/25/2019	83.9	83.9	0.0826	6.93	2754	23.3429%	Fecal		CFU/100 mL	200	-	33,917.9
5439000	7/2/2015	83.7	83.7	0.0826	6.91	2755	23.3514%	Fecal		CFU/100 mL	200	-	33,837.0
5439000	1/7/2016	83.7	83.7	0.0826	6.91	2755	23.3514%	Fecal		CFU/100 mL	200	-	33,837.0
5439000	3/27/2011	83.6	83.6	0.0826	6.91	2757	23.3684%	Fecal		CFU/100 mL	200	-	33,796.6
5439000	3/20/2013	83.6	83.6	0.0826	6.91	2757	23.3684%	Fecal		CFU/100 mL	200	-	33,796.6
5439000	5/8/2020	83.6	83.6	0.0826	6.91	2757	23.3684%	Fecal		CFU/100 mL	200	-	33,796.6
5439000	3/26/2008	83.5	83.5	0.0826	6.90	2760	23.3938%	Fecal		CFU/100 mL	200	-	33,756.1

Gage ID	Date	Discharge (CFS)	Gage Discharge (less Surrogate NPDES) (CFS)	Watershed Area Ratio	Calculated flow (CFS)	Rank	Flow Exceedance %	Parameter	Results	Units (mg or micro_gram	Limit/Standard	Actual Load (million colonies/day)	Allowable Load (million colonies/day)
5439000	12/16/2008	83.5	83.5	0.0826	6.90	2760	23.3938%	Fecal		CFU/100 mL	200	-	33,756.1
5439000	5/26/2018	83.5	83.5	0.0826	6.90	2760	23.3938%	Fecal		CFU/100 mL	200	-	33,756.1
5439000	4/16/2014	83.4	83.4	0.0826	6.89	2763	23.4192%	Fecal		CFU/100 mL	200	-	33,715.7
5439000	11/28/2016	83.4	83.4	0.0826	6.89	2763	23.4192%	Fecal		CFU/100 mL	200	-	33,715.7
5439000	1/24/2018	83.4	83.4	0.0826	6.89	2763	23.4192%	Fecal		CFU/100 mL	200	-	33,715.7
5439000	6/1/2002	83.2	83.2	0.0826	6.87	2766	23.4447%	Fecal		CFU/100 mL	200	-	33,634.9
5439000	5/24/2011	83.2	83.2	0.0826	6.87	2766	23.4447%	Fecal		CFU/100 mL	200	-	33,634.9
5439000	4/11/2016	83.2	83.2	0.0826	6.87	2766	23.4447%	Fecal		CFU/100 mL	200	-	33,634.9
5439000	5/11/2021	83.2	83.2	0.0826	6.87	2766	23.4447%	Fecal		CFU/100 mL	200	-	33,634.9
5439000	4/16/2009	83.1	83.1	0.0826	6.86	2770	23.4786%	Fecal		CFU/100 mL	200	-	33,594.4
5439000	6/3/2015	83.1	83.1	0.0826	6.86	2770	23.4786%	Fecal		CFU/100 mL	200	-	33,594.4
5439000	3/3/2021	83.1	83.1	0.0826	6.86	2770	23.4786%	Fecal		CFU/100 mL	200	-	33,594.4
5439000	2/27/1990	83	83	0.0826	6.86	2773	23.5040%	Fecal		CFU/100 mL	200	-	33,554.0
5439000	3/1/1990	83	83	0.0826	6.86	2773	23.5040%	Fecal		CFU/100 mL	200	-	33,554.0
5439000	3/28/1990	83	83	0.0826	6.86	2773	23.5040%	Fecal		CFU/100 mL	200	-	33,554.0
5439000	2/10/1991	83	83	0.0826	6.86	2773	23.5040%	Fecal		CFU/100 mL	200	-	33,554.0
5439000	5/23/1991	83	83	0.0826	6.86	2773	23.5040%	Fecal		CFU/100 mL	200	-	33,554.0
5439000	2/20/1992	83	83	0.0826	6.86	2773	23.5040%	Fecal		CFU/100 mL	200	-	33,554.0
5439000	3/13/1992	83	83	0.0826	6.86	2773	23.5040%	Fecal		CFU/100 mL	200	-	33,554.0
5439000	3/22/1993	83	83	0.0826	6.86	2773	23.5040%	Fecal		CFU/100 mL	200	-	33,554.0
5439000	7/17/1996	83	83	0.0826	6.86	2773	23.5040%	Fecal		CFU/100 mL	200	-	33,554.0
5439000	4/14/1997	83	83	0.0826	6.86	2773	23.5040%	Fecal		CFU/100 mL	200	-	33,554.0
5439000	5/24/1998	83	83	0.0826	6.86	2773	23.5040%	Fecal		CFU/100 mL	200	-	33,554.0
5439000	5/31/2000	83	83	0.0826	6.86	2773	23.5040%	Fecal		CFU/100 mL	200	-	33,554.0
5439000	7/14/2000	83	83	0.0826	6.86	2773	23.5040%	Fecal		CFU/100 mL	200	-	33,554.0
5439000	3/14/2001	83	83	0.0826	6.86	2773	23.5040%	Fecal		CFU/100 mL	200	-	33,554.0
5439000	2/25/2002	83	83	0.0826	6.86	2773	23.5040%	Fecal		CFU/100 mL	200	-	33,554.0
5439000	6/22/2004	83	83	0.0826	6.86	2773	23.5040%	Fecal		CFU/100 mL	200	-	33,554.0
5439000	3/27/2008	83	83	0.0826	6.86	2773	23.5040%	Fecal		CFU/100 mL	200	-	33,554.0
5439000	3/29/2019	83	83	0.0826	6.86	2773	23.5040%	Fecal		CFU/100 mL	200	-	33,554.0
5439000	4/8/2007	82.9	82.9	0.0826	6.85	2791	23.6566%	Fecal		CFU/100 mL	200	-	33,513.6
5439000	5/29/2008	82.9	82.9	0.0826	6.85	2791	23.6566%	Fecal		CFU/100 mL	200	-	33,513.6
5439000	6/15/1994	82.8	82.8	0.0826	6.84	2793	23.6735%	Fecal		CFU/100 mL	200	-	33,473.2
5439000	3/28/2008	82.8	82.8	0.0826	6.84	2793	23.6735%	Fecal		CFU/100 mL	200	-	33,473.2
5439000	5/7/2011	82.8	82.8	0.0826	6.84	2793	23.6735%	Fecal		CFU/100 mL	200	-	33,473.2
5439000	4/24/2017	82.8	82.8	0.0826	6.84	2793	23.6735%	Fecal		CFU/100 mL	200	-	33,473.2
5439000	3/29/2021	82.8	82.8	0.0826	6.84	2793	23.6735%	Fecal		CFU/100 mL	200	-	33,473.2
5439000	8/13/2007	82.7	82.7	0.0826	6.83	2798	23.7159%	Fecal		CFU/100 mL	200	-	33,432.7
5439000	3/22/2021	82.6	82.6	0.0826	6.82	2799	23.7244%	Fecal		CFU/100 mL	200	-	33,392.3
5439000	4/5/2004	82.5	82.5	0.0826	6.82	2800	23.7328%	Fecal		CFU/100 mL	200	-	33,351.9
5439000	3/27/2020	82.5	82.5	0.0826	6.82	2800	23.7328%	Fecal		CFU/100 mL	200	-	33,351.9
5439000	6/17/2008	82.3	82.3	0.0826	6.80	2802	23.7498%	Fecal		CFU/100 mL	200	-	33,271.0
5439000	6/14/2014	82.3	82.3	0.0826	6.80	2802	23.7498%	Fecal		CFU/100 mL	200	-	33,271.0
5439000	5/24/2003	82.2	82.2	0.0826	6.79	2804	23.7667%	Fecal		CFU/100 mL	200	-	33,230.6
5439000	2/2/2012	82.2	82.2	0.0826	6.79	2804	23.7667%	Fecal		CFU/100 mL	200	-	33,230.6
5439000	4/17/2002	82.1	82.1	0.0826	6.78	2806	23.7837%	Fecal		CFU/100 mL	200	-	33,190.2
5439000	2/9/2005	82.1	82.1	0.0826	6.78	2806	23.7837%	Fecal		CFU/100 mL	200	-	33,190.2
5439000	3/29/1990	82	82	0.0826	6.77	2808	23.8006%	Fecal		CFU/100 mL	200	-	33,149.8
5439000	6/20/1990	82	82	0.0826	6.77	2808	23.8006%	Fecal		CFU/100 mL	200	-	33,149.8
5439000	12/21/1990	82	82	0.0826	6.77	2808	23.8006%	Fecal		CFU/100 mL	200	-	33,149.8
5439000	4/24/1991	82	82	0.0826	6.77	2808	23.8006%	Fecal		CFU/100 mL	200	-	33,149.8
5439000	4/23/1992	82	82	0.0826	6.77	2808	23.8006%	Fecal		CFU/100 mL	200	-	33,149.8
5439000	5/22/1995	82	82	0.0826	6.77	2808	23.8006%	Fecal		CFU/100 mL	200	-	33,149.8
5439000	11/16/1995	82	82	0.0826	6.77	2808	23.8006%	Fecal		CFU/100 mL	200	-	33,149.8
5439000	3/16/1997	82	82	0.0826	6.77	2808	23.8006%	Fecal		CFU/100 mL	200	-	33,149.8
5439000	5/7/1997	82	82	0.0826	6.77	2808	23.8006%	Fecal		CFU/100 mL	200	-	33,149.8
5439000	3/30/1998	82	82	0.0826	6.77	2808	23.8006%	Fecal		CFU/100 mL	200	-	33,149.8
5439000	3/22/1999	82	82	0.0826	6.77	2808	23.8006%	Fecal		CFU/100 mL	200	-	33,149.8
5439000	5/14/2000	82	82	0.0826	6.77	2808	23.8006%	Fecal		CFU/100 mL	200	-	33,149.8
5439000	3/6/2001	82	82	0.0826	6.77	2808	23.8006%	Fecal		CFU/100 mL	200	-	33,149.8
5439000	4/7/2001	82	82	0.0826	6.77	2808	23.8006%	Fecal		CFU/100 mL	200	-	33,149.8
5439000	3/5/2010	82	82	0.0826	6.77	2808	23.8006%	Fecal		CFU/100 mL	200	-	33,149.8
5439000	4/10/2011	82	82	0.0826	6.77	2808	23.8006%	Fecal		CFU/100 mL	200	-	33,149.8
5439000	3/24/2004	81.8	81.8	0.0826	6.76	2824	23.9363%	Fecal		CFU/100 mL	200	-	33,068.9
5439000	4/17/2006	81.7	81.7	0.0826	6.75	2825	23.9447%	Fecal		CFU/100 mL	200	-	33,028.5
5439000	2/5/2012	81.7	81.7	0.0826	6.75	2825	23.9447%	Fecal		CFU/100 mL	200	-	33,028.5
5439000	12/10/2015	81.7	81.7	0.0826	6.75	2825	23.9447%	Fecal		CFU/100 mL	200	-	33,028.5
5439000	3/9/2018	81.6	81.6	0.0826	6.74	2828	23.9702%	Fecal		CFU/100 mL	200	-	32,988.0
5439000	1/26/2019	81.6	81.6	0.0826	6.74	2828	23.9702%	Fecal		CFU/100 mL	200	-	32,988.0
5439000	4/30/2002	81.5	81.5	0.0826	6.73	2830	23.9871%	Fecal		CFU/100 mL	200	-	32,947.6
5439000	5/9/2002	81.4	81.4	0.0826	6.72	2831	23.9956%	Fecal		CFU/100 mL	200	-	32,907.2
5439000	6/23/2011	81.4	81.4	0.0826	6.72	2831	23.9956%	Fecal		CFU/100 mL	200	-	32,907.2
5439000	1/24/2012	81.4	81.4	0.0826	6.72	2831	23.9956%	Fecal		CFU/100 mL	200	-	32,907.2
5439000	12/31/2006	81.3	81.3	0.0826	6.72	2834	24.0210%	Fecal		CFU/100 mL	200	-	32,866.8
5439000	10/2/2008	81.3	81.3	0.0826	6.72	2834	24.0210%	Fecal		CFU/100 mL	200	-	32,866.8
5439000	6/17/2013	81.3	81.3	0.0826	6.72	2834	24.0210%	Fecal		CFU/100 mL	200	-	32,866.8
5439000	6/20/2004	81.2	81.2	0.0826	6.71	2837	24.0464%	Fecal		CFU/100 mL	200	-	32,826.3
5439000	3/25/2014	81.2	81.2	0.0826	6.71	2837	24.0464%	Fecal		CFU/100 mL	200	-	32,826.3
5439000	3/14/2016	81.2	81.2	0.0826	6.71	2837	24.0464%	Fecal		CFU/100 mL	200	-	32,826.3
5439000	1/4/2010	81.1	81.1	0.0826	6.70	2840	24.0719%	Fecal		CFU/100 mL	200	-	32,785.9
5439000	4/16/2013	81.1	81.1	0.0826	6.70	2840	24.0719%	Fecal		CFU/100 mL	200	-	32,785.9
5439000	11/21/2017	81.1	81.1	0.0826	6.70	2840	24.0719%	Fecal		CFU/100 mL	200	-	32,785.9
5439000	7/20/2019	81.1	81.1	0.0826	6.70	2840	24.0719%	Fecal		CFU/100 mL	200	-	32,785.9
5439000	3/7/1990	81	81	0.0826	6.69	2844	24.1058%	Fecal		CFU/100 mL	200	-	32,745.5
5439000	4/16/1990	81	81	0.0826	6.69	2844	24.1058%	Fecal		CFU/100 mL	200	-	32,745.5
5439000	5/29/1990	81	81	0.0826	6.69	2844	24.1058%	Fecal		CFU/100 mL	200	-	32,745.5
5439000	12/8/1990	81	81	0.0826	6.69	2844	24.1058%	Fecal		CFU/100 mL	200	-	32,745.5
5439000	6/14/1991	81	81	0.0826	6.69	2844	24.1058%	Fecal		CFU/100 mL	200	-	32,745.5
5439000	3/26/1992	81	81	0.0826	6.69	2844	24.1058%	Fecal		CFU/100 mL	200	-	32,745.5
5439000	5/14/1993	81	81	0.0826	6.69	2844	24.1058%	Fecal		CFU/100 mL	200	-	32,745.5
5439000	7/31/1993	81	81	0.0826	6.69	2844	24.1058%	Fecal		CFU/100 mL	200	-	32,745.5
5439000	6/11/1995	81	81	0.0826	6.69	2844	24.1058%	Fecal		CFU/100 mL	200	-	32,745.5
5439000	2/20/1998	81	81	0.0826	6.69	2844	24.1058%	Fecal		CFU/100 mL	200	-	32,745.5
5439000	11/14/1998	81	81	0.0826	6.69	2844	24.1058%	Fecal		CFU/100 mL	200	-	32,745.5
5439000	5/25/1999	81	81	0.0826	6.69	2844	24.1058%	Fecal		CFU/100 mL	200	-	32,745.5
5439000	8/7/2000	81	81	0.0826	6.69	2844	24.1058%	Fecal		CFU/100 mL	200	-	32,745.5
5439000	4/11/2009	80.9	80.9	0.0826	6.68	2857	24.2160%	Fecal		CFU/100 mL	200	-	32,705.1
5439000	3/20/2016	80.9	80.9	0.0826	6.68	2857	24.2160%	Fecal		CFU/100 mL	200	-	32,705.1
5439000	6/5/2016	80.9	80.9	0.0826	6.68	2857	24.2160%	Fecal		CFU/100 mL	200	-	32,705.1
5439000	2/28/2019	80.8	80.8	0.0826	6.67	2860	24.2414%	Fecal		CFU/100 mL	200	-	32,664.6
5439000	6/14/2010	80.7	80.7	0.0826	6.67	2861	24.2499%	Fecal		CFU/100 mL	200	-	32,624.2
5439000	10/20/2019	80.7	80.7	0.0826	6.67	2861	24.2499%	Fecal		CFU/100 mL	200	-	32,624.2
5439000	6/18/2002	80.6	80.6	0.0826	6.66	2863	24.2668%	Fecal		CFU/100 mL	200	-	32,583.8
5439000	1/6/2019	80.6	80.6	0.0826	6.66	2863	24.2668%	Fecal		CFU/100 mL	200	-	32,583.8
5439000	6/21/2019	80.6	80.6	0.0826	6.66	2863	24.2668%	Fecal		CFU/100 mL	200	-	32,583.8
5439000	4/25/2017	80.5	80.5	0.0826	6.65	2866	24.2923%	Fecal		CFU/100 mL	200	-	32,543.4
5439000	6/2/2002	80.2	80.2	0.0826	6.63	2867	24.3007%	Fecal		CFU/100 mL	200	-	32,422.1
5439000	6/6/2007	80.2	80.2	0.0826	6.63	2867	24.3007%	Fecal		CFU/100 mL	200	-	32,422.1
5439000	12/29/2016	80.2	80.2	0.0826	6.63	2867	24.3007%	Fecal		CFU/100 mL	200	-	32,422.1
5439000	4/26/2017	80.2	80.2	0.0826	6.63	2867	24.3007%	Fecal		CFU/100 mL	200	-	32,422.1
5439000	3/18/2011	80.1	80.1	0.0826	6.62	2871	24.3346%	Fecal		CFU/100 mL	200	-	32,381.6
5439000	1/12/2019	80.1	80.1	0.0826	6.62	2871	24.3346%	Fecal		CFU/100 mL	200	-	32,381.6
5439000	7/5/2021	80.1	80.1	0.0826	6.62	2871	24.3346%	Fecal		CFU/100 mL	200	-	32,381.6
5439000	2/12/1990	80	80	0.0826	6.61	2874	24.3601%	Fecal		CFU/100 mL	200	-	32,341.2
5439000	6/19/1990	80	80	0.0826	6.61	2874	24.3601%	Fecal		CFU/100 mL	200	-	32,341.2

Gage ID	Date	Discharge (CFS)	Gage Discharge (less Surrogate NPDES) (CFS)	Watershed Area Ratio	Calculated flow (CFS)	Rank	Flow Exceedance %	Parameter	Results	Units (mg or micro_gram	Limit/Standard	Actual Load (million colonies/day)	Allowable Load (million colonies/day)
5439000	12/30/1990	80	80	0.0826	6.61	2874	24.3601%	Fecal		CFU/100 mL	200	-	32,341.2
5439000	12/7/1992	80	80	0.0826	6.61	2874	24.3601%	Fecal		CFU/100 mL	200	-	32,341.2
5439000	12/26/1992	80	80	0.0826	6.61	2874	24.3601%	Fecal		CFU/100 mL	200	-	32,341.2
5439000	1/12/1993	80	80	0.0826	6.61	2874	24.3601%	Fecal		CFU/100 mL	200	-	32,341.2
5439000	3/15/1993	80	80	0.0826	6.61	2874	24.3601%	Fecal		CFU/100 mL	200	-	32,341.2
5439000	8/23/1993	80	80	0.0826	6.61	2874	24.3601%	Fecal		CFU/100 mL	200	-	32,341.2
5439000	11/30/1994	80	80	0.0826	6.61	2874	24.3601%	Fecal		CFU/100 mL	200	-	32,341.2
5439000	1/23/1995	80	80	0.0826	6.61	2874	24.3601%	Fecal		CFU/100 mL	200	-	32,341.2
5439000	2/18/1999	80	80	0.0826	6.61	2874	24.3601%	Fecal		CFU/100 mL	200	-	32,341.2
5439000	2/3/2001	80	80	0.0826	6.61	2874	24.3601%	Fecal		CFU/100 mL	200	-	32,341.2
5439000	3/2/2004	80	80	0.0826	6.61	2874	24.3601%	Fecal		CFU/100 mL	200	-	32,341.2
5439000	12/27/2007	80	80	0.0826	6.61	2874	24.3601%	Fecal		CFU/100 mL	200	-	32,341.2
5439000	2/19/2013	80	80	0.0826	6.61	2874	24.3601%	Fecal		CFU/100 mL	200	-	32,341.2
5439000	4/14/2010	79.9	79.9	0.0826	6.60	2889	24.4872%	Fecal		CFU/100 mL	200	-	32,300.8
5439000	4/5/2016	79.9	79.9	0.0826	6.60	2889	24.4872%	Fecal		CFU/100 mL	200	-	32,300.8
5439000	6/1/2020	79.9	79.9	0.0826	6.60	2889	24.4872%	Fecal		CFU/100 mL	200	-	32,300.8
5439000	7/16/2008	79.8	79.8	0.0826	6.59	2892	24.5126%	Fecal		CFU/100 mL	200	-	32,260.4
5439000	1/31/2010	79.8	79.8	0.0826	6.59	2892	24.5126%	Fecal		CFU/100 mL	200	-	32,260.4
5439000	11/26/2019	79.7	79.7	0.0826	6.58	2894	24.5296%	Fecal		CFU/100 mL	200	-	32,219.9
5439000	2/27/2011	79.6	79.6	0.0826	6.58	2895	24.5381%	Fecal		CFU/100 mL	200	-	32,179.5
5439000	3/11/2012	79.6	79.6	0.0826	6.58	2895	24.5381%	Fecal		CFU/100 mL	200	-	32,179.5
5439000	4/27/2019	79.6	79.6	0.0826	6.58	2895	24.5381%	Fecal		CFU/100 mL	200	-	32,179.5
5439000	6/1/2003	79.5	79.5	0.0826	6.57	2898	24.5635%	Fecal		CFU/100 mL	200	-	32,139.1
5439000	12/20/2006	79.4	79.4	0.0826	6.56	2899	24.5720%	Fecal		CFU/100 mL	200	-	32,098.7
5439000	10/30/2008	79.4	79.4	0.0826	6.56	2899	24.5720%	Fecal		CFU/100 mL	200	-	32,098.7
5439000	3/5/2017	79.4	79.4	0.0826	6.56	2899	24.5720%	Fecal		CFU/100 mL	200	-	32,098.7
5439000	7/4/2019	79.4	79.4	0.0826	6.56	2899	24.5720%	Fecal		CFU/100 mL	200	-	32,098.7
5439000	2/21/2005	79.3	79.3	0.0826	6.55	2903	24.6059%	Fecal		CFU/100 mL	200	-	32,058.2
5439000	4/17/2009	79.3	79.3	0.0826	6.55	2903	24.6059%	Fecal		CFU/100 mL	200	-	32,058.2
5439000	12/19/1993	79.2	79.2	0.0826	6.54	2905	24.6228%	Fecal		CFU/100 mL	200	-	32,017.8
5439000	2/2/2019	79.2	79.2	0.0826	6.54	2905	24.6228%	Fecal		CFU/100 mL	200	-	32,017.8
5439000	4/9/2020	79.2	79.2	0.0826	6.54	2905	24.6228%	Fecal		CFU/100 mL	200	-	32,017.8
5439000	6/2/2013	79.1	79.1	0.0826	6.53	2908	24.6482%	Fecal		CFU/100 mL	200	-	31,977.4
5439000	5/6/2018	79.1	79.1	0.0826	6.53	2908	24.6482%	Fecal		CFU/100 mL	200	-	31,977.4
5439000	12/5/2019	79.1	79.1	0.0826	6.53	2908	24.6482%	Fecal		CFU/100 mL	200	-	31,977.4
5439000	6/8/1991	79	79	0.0826	6.53	2911	24.6737%	Fecal		CFU/100 mL	200	-	31,937.0
5439000	9/3/1993	79	79	0.0826	6.53	2911	24.6737%	Fecal		CFU/100 mL	200	-	31,937.0
5439000	1/1/1995	79	79	0.0826	6.53	2911	24.6737%	Fecal		CFU/100 mL	200	-	31,937.0
5439000	3/17/1995	79	79	0.0826	6.53	2911	24.6737%	Fecal		CFU/100 mL	200	-	31,937.0
5439000	12/12/1996	79	79	0.0826	6.53	2911	24.6737%	Fecal		CFU/100 mL	200	-	31,937.0
5439000	1/12/1998	79	79	0.0826	6.53	2911	24.6737%	Fecal		CFU/100 mL	200	-	31,937.0
5439000	10/22/1998	79	79	0.0826	6.53	2911	24.6737%	Fecal		CFU/100 mL	200	-	31,937.0
5439000	7/7/2000	79	79	0.0826	6.53	2911	24.6737%	Fecal		CFU/100 mL	200	-	31,937.0
5439000	4/18/2001	79	79	0.0826	6.53	2911	24.6737%	Fecal		CFU/100 mL	200	-	31,937.0
5439000	7/14/2007	79	79	0.0826	6.53	2911	24.6737%	Fecal		CFU/100 mL	200	-	31,937.0
5439000	5/8/2013	79	79	0.0826	6.53	2911	24.6737%	Fecal		CFU/100 mL	200	-	31,937.0
5439000	3/17/2020	79	79	0.0826	6.53	2911	24.6737%	Fecal		CFU/100 mL	200	-	31,937.0
5439000	4/6/2014	78.9	78.9	0.0826	6.52	2923	24.7754%	Fecal		CFU/100 mL	200	-	31,896.5
5439000	5/30/2018	78.9	78.9	0.0826	6.52	2923	24.7754%	Fecal		CFU/100 mL	200	-	31,896.5
5439000	3/4/2009	78.8	78.8	0.0826	6.51	2925	24.7923%	Fecal		CFU/100 mL	200	-	31,856.1
5439000	5/21/2014	78.8	78.8	0.0826	6.51	2925	24.7923%	Fecal		CFU/100 mL	200	-	31,856.1
5439000	9/10/2014	78.8	78.8	0.0826	6.51	2925	24.7923%	Fecal		CFU/100 mL	200	-	31,856.1
5439000	3/8/2022	44.6	44.6	0.1459	6.51	2928	24.8178%	Fecal		CFU/100 mL	200	-	31,851.4
5439000	2/6/2005	78.7	78.7	0.0826	6.50	2929	24.8262%	Fecal		CFU/100 mL	200	-	31,815.7
5439000	1/20/2016	78.7	78.7	0.0826	6.50	2929	24.8262%	Fecal		CFU/100 mL	200	-	31,815.7
5439000	2/13/2019	78.7	78.7	0.0826	6.50	2929	24.8262%	Fecal		CFU/100 mL	200	-	31,815.7
5439000	7/22/2008	78.6	78.6	0.0826	6.49	2932	24.8517%	Fecal		CFU/100 mL	200	-	31,775.2
5439000	12/7/2011	78.6	78.6	0.0826	6.49	2932	24.8517%	Fecal		CFU/100 mL	200	-	31,775.2
5439000	7/10/2015	78.6	78.6	0.0826	6.49	2932	24.8517%	Fecal		CFU/100 mL	200	-	31,775.2
5439000	1/21/2016	78.5	78.5	0.0826	6.48	2935	24.8771%	Fecal		CFU/100 mL	200	-	31,734.8
5439000	4/21/2002	78.4	78.4	0.0826	6.48	2936	24.8856%	Fecal		CFU/100 mL	200	-	31,694.4
5439000	3/5/2009	78.4	78.4	0.0826	6.48	2936	24.8856%	Fecal		CFU/100 mL	200	-	31,694.4
5439000	11/27/2011	78.4	78.4	0.0826	6.48	2936	24.8856%	Fecal		CFU/100 mL	200	-	31,694.4
5439000	3/14/2012	78.4	78.4	0.0826	6.48	2936	24.8856%	Fecal		CFU/100 mL	200	-	31,694.4
5439000	7/10/2014	78.4	78.4	0.0826	6.48	2936	24.8856%	Fecal		CFU/100 mL	200	-	31,694.4
5439000	5/7/2002	78.3	78.3	0.0826	6.47	2941	24.9280%	Fecal		CFU/100 mL	200	-	31,654.0
5439000	4/18/2007	78.3	78.3	0.0826	6.47	2941	24.9280%	Fecal		CFU/100 mL	200	-	31,654.0
5439000	12/24/2011	78.3	78.3	0.0826	6.47	2941	24.9280%	Fecal		CFU/100 mL	200	-	31,654.0
5439000	7/3/2019	78.3	78.3	0.0826	6.47	2941	24.9280%	Fecal		CFU/100 mL	200	-	31,654.0
5439000	2/28/2022	44.3	44.3	0.1459	6.46	2945	24.9619%	Fecal		CFU/100 mL	200	-	31,637.1
5439000	6/1/2017	78.2	78.2	0.0826	6.46	2946	24.9703%	Fecal		CFU/100 mL	200	-	31,613.5
5439000	3/27/2010	78.1	78.1	0.0826	6.45	2947	24.9788%	Fecal		CFU/100 mL	200	-	31,573.1
5439000	3/31/2019	78.1	78.1	0.0826	6.45	2947	24.9788%	Fecal		CFU/100 mL	200	-	31,573.1
5439000	9/3/2019	78.1	78.1	0.0826	6.45	2947	24.9788%	Fecal		CFU/100 mL	200	-	31,573.1
5439000	2/5/1990	78	78	0.0826	6.44	2950	25.0042%	Fecal		CFU/100 mL	200	-	31,532.7
5439000	5/8/1991	78	78	0.0826	6.44	2950	25.0042%	Fecal		CFU/100 mL	200	-	31,532.7
5439000	4/24/1992	78	78	0.0826	6.44	2950	25.0042%	Fecal		CFU/100 mL	200	-	31,532.7
5439000	1/11/1993	78	78	0.0826	6.44	2950	25.0042%	Fecal		CFU/100 mL	200	-	31,532.7
5439000	5/4/1995	78	78	0.0826	6.44	2950	25.0042%	Fecal		CFU/100 mL	200	-	31,532.7
5439000	12/13/1996	78	78	0.0826	6.44	2950	25.0042%	Fecal		CFU/100 mL	200	-	31,532.7
5439000	1/6/1997	78	78	0.0826	6.44	2950	25.0042%	Fecal		CFU/100 mL	200	-	31,532.7
5439000	4/15/1997	78	78	0.0826	6.44	2950	25.0042%	Fecal		CFU/100 mL	200	-	31,532.7
5439000	4/27/2000	78	78	0.0826	6.44	2950	25.0042%	Fecal		CFU/100 mL	200	-	31,532.7
5439000	6/7/2000	78	78	0.0826	6.44	2950	25.0042%	Fecal		CFU/100 mL	200	-	31,532.7
5439000	7/1/2000	78	78	0.0826	6.44	2950	25.0042%	Fecal		CFU/100 mL	200	-	31,532.7
5439000	3/12/2001	78	78	0.0826	6.44	2950	25.0042%	Fecal		CFU/100 mL	200	-	31,532.7
5439000	3/28/2001	78	78	0.0826	6.44	2950	25.0042%	Fecal		CFU/100 mL	200	-	31,532.7
5439000	4/21/2001	78	78	0.0826	6.44	2950	25.0042%	Fecal		CFU/100 mL	200	-	31,532.7
5439000	7/19/2008	78	78	0.0826	6.44	2950	25.0042%	Fecal		CFU/100 mL	200	-	31,532.7
5439000	6/18/2018	78	78	0.0826	6.44	2950	25.0042%	Fecal		CFU/100 mL	200	-	31,532.7
5439000	11/12/2019	78	78	0.0826	6.44	2950	25.0042%	Fecal		CFU/100 mL	200	-	31,532.7
5439000	3/16/2002	77.9	77.9	0.0826	6.44	2967	25.1483%	Fecal		CFU/100 mL	200	-	31,492.3
5439000	7/7/2013	77.9	77.9	0.0826	6.44	2967	25.1483%	Fecal		CFU/100 mL	200	-	31,492.3
5439000	6/14/2019	77.9	77.9	0.0826	6.44	2967	25.1483%	Fecal		CFU/100 mL	200	-	31,492.3
5439000	4/22/2004	77.8	77.8	0.0826	6.43	2970	25.1738%	Fecal		CFU/100 mL	200	-	31,451.8
5439000	8/16/2007	77.8	77.8	0.0826	6.43	2970	25.1738%	Fecal		CFU/100 mL	200	-	31,451.8
5439000	1/3/2012	77.8	77.8	0.0826	6.43	2970	25.1738%	Fecal		CFU/100 mL	200	-	31,451.8
5439000	5/13/2012	77.8	77.8	0.0826	6.43	2970	25.1738%	Fecal		CFU/100 mL	200	-	31,451.8
5439000	5/10/2013	77.8	77.8	0.0826	6.43	2970	25.1738%	Fecal		CFU/100 mL	200	-	31,451.8
5439000	2/26/2020	77.8	77.8	0.0826	6.43	2970	25.1738%	Fecal		CFU/100 mL	200	-	31,451.8
5439000	7/31/2017	77.7	77.7	0.0826	6.42	2976	25.2246%	Fecal		CFU/100 mL	200	-	31,411.4
5439000	6/23/2019	77.7	77.7	0.0826	6.42	2976	25.2246%	Fecal		CFU/100 mL	200	-	31,411.4
5439000	2/13/2005	77.6	77.6	0.0826	6.41	2978	25.2416%	Fecal		CFU/100 mL	200	-	31,371.0
5439000	3/29/2008	77.6	77.6	0.0826	6.41	2978	25.2416%	Fecal		CFU/100 mL	200	-	31,371.0
5439000	4/22/2008	77.6	77.6	0.0826	6.41	2978	25.2416%	Fecal		CFU/100 mL	200	-	31,371.0
5439000	4/16/2012	77.6	77.6	0.0826	6.41	2978	25.2416%	Fecal		CFU/100 mL	200	-	31,371.0
5439000	5/10/2020	77.6	77.6	0.0826	6.41	2978	25.2416%	Fecal		CFU/100 mL	200	-	31,371.0
5439000	4/18/2002	77.4	77.4	0.0826	6.39	2983	25.2839%	Fecal		CFU/100 mL	200	-	31,290.1
5439000	4/25/2010	77.4	77.4	0.0826	6.39	2983	25.2839%	Fecal		CFU/100 mL	200	-	31,290.1
5439000	1/17/2016	77.4	77.4	0.0826	6.39	2983	25.2839%	Fecal		CFU/100 mL	200	-	31,290.1
5439000	2/16/2019	77.4	77.4	0.0826	6.39	2983	25.2839%	Fecal		CFU/100 mL	200	-	31,290.1
5439000	1/5/2007	77.3	77.3	0.0826	6.39	2987	25.3179%	Fecal		CFU/100 mL	200	-	31,249.7
5439000	3/30/2008	77.3	77.3	0.0826	6.39	2987	25.3179%	Fecal		CFU/100 mL	200	-	31,249.7
5439000	2/27/2012	77.3	77.3	0.0826	6.39	2987	25.3179%	Fecal		CFU/100 mL	200	-	31,249.7
5439000	6/4/2015	77.3	77.3	0.0826	6.39	2987	25.3179%	Fecal		CFU/100 mL	200	-	31,249.7

Gage ID	Date	Discharge (CFS)	Gage Discharge (less Surrogate NPDES) (CFS)	Watershed Area Ratio	Calculated flow (CFS)	Rank	Flow Exceedance %	Parameter	Results	Units (mg or micro_gram	Limit/Standard	Actual Load (million colonies/day)	Allowable Load (million colonies/day)
5439000	7/17/2007	77.2	77.2	0.0826	6.38	2991	25.3518%	Fecal		CFU/100 mL	200	-	31,209.3
5439000	3/18/2020	77.2	77.2	0.0826	6.38	2991	25.3518%	Fecal		CFU/100 mL	200	-	31,209.3
5439000	6/2/2020	77.2	77.2	0.0826	6.38	2991	25.3518%	Fecal		CFU/100 mL	200	-	31,209.3
5439000	2/13/1990	77	77	0.0826	6.36	2994	25.3772%	Fecal		CFU/100 mL	200	-	31,128.4
5439000	12/9/1990	77	77	0.0826	6.36	2994	25.3772%	Fecal		CFU/100 mL	200	-	31,128.4
5439000	4/6/1991	77	77	0.0826	6.36	2994	25.3772%	Fecal		CFU/100 mL	200	-	31,128.4
5439000	2/24/1992	77	77	0.0826	6.36	2994	25.3772%	Fecal		CFU/100 mL	200	-	31,128.4
5439000	3/14/1992	77	77	0.0826	6.36	2994	25.3772%	Fecal		CFU/100 mL	200	-	31,128.4
5439000	1/14/1993	77	77	0.0826	6.36	2994	25.3772%	Fecal		CFU/100 mL	200	-	31,128.4
5439000	7/7/1993	77	77	0.0826	6.36	2994	25.3772%	Fecal		CFU/100 mL	200	-	31,128.4
5439000	6/12/2001	77	77	0.0826	6.36	2994	25.3772%	Fecal		CFU/100 mL	200	-	31,128.4
5439000	6/27/2009	77	77	0.0826	6.36	2994	25.3772%	Fecal		CFU/100 mL	200	-	31,128.4
5439000	3/2/2019	77	77	0.0826	6.36	2994	25.3772%	Fecal		CFU/100 mL	200	-	31,128.4
5439000	4/6/2004	76.9	76.9	0.0826	6.35	3004	25.4619%	Fecal		CFU/100 mL	200	-	31,088.0
5439000	5/1/2015	76.9	76.9	0.0826	6.35	3004	25.4619%	Fecal		CFU/100 mL	200	-	31,088.0
5439000	1/17/2020	76.9	76.9	0.0826	6.35	3004	25.4619%	Fecal		CFU/100 mL	200	-	31,088.0
5439000	5/9/2020	76.9	76.9	0.0826	6.35	3004	25.4619%	Fecal		CFU/100 mL	200	-	31,088.0
5439000	7/2/1994	76.8	76.8	0.0826	6.34	3008	25.4958%	Fecal		CFU/100 mL	200	-	31,047.6
5439000	1/5/2010	76.8	76.8	0.0826	6.34	3008	25.4958%	Fecal		CFU/100 mL	200	-	31,047.6
5439000	9/28/2008	76.6	76.6	0.0826	6.33	3010	25.5128%	Fecal		CFU/100 mL	200	-	30,966.7
5439000	4/18/2009	76.6	76.6	0.0826	6.33	3010	25.5128%	Fecal		CFU/100 mL	200	-	30,966.7
5439000	7/4/2018	76.6	76.6	0.0826	6.33	3010	25.5128%	Fecal		CFU/100 mL	200	-	30,966.7
5439000	3/8/2005	76.5	76.5	0.0826	6.32	3013	25.5382%	Fecal		CFU/100 mL	200	-	30,926.3
5439000	5/26/2006	76.5	76.5	0.0826	6.32	3013	25.5382%	Fecal		CFU/100 mL	200	-	30,926.3
5439000	7/20/2015	76.5	76.5	0.0826	6.32	3013	25.5382%	Fecal		CFU/100 mL	200	-	30,926.3
5439000	12/26/2016	76.5	76.5	0.0826	6.32	3013	25.5382%	Fecal		CFU/100 mL	200	-	30,926.3
5439000	10/29/2017	76.5	76.5	0.0826	6.32	3013	25.5382%	Fecal		CFU/100 mL	200	-	30,926.3
5439000	4/19/2019	76.5	76.5	0.0826	6.32	3013	25.5382%	Fecal		CFU/100 mL	200	-	30,926.3
5439000	11/13/2019	76.5	76.5	0.0826	6.32	3013	25.5382%	Fecal		CFU/100 mL	200	-	30,926.3
5439000	3/18/2022	43.3	43.3	0.1459	6.32	3020	25.5976%	Fecal		CFU/100 mL	200	-	30,923.0
5439000	1/20/2007	76.4	76.4	0.0826	6.31	3021	25.6060%	Fecal		CFU/100 mL	200	-	30,885.9
5439000	4/12/2009	76.4	76.4	0.0826	6.31	3021	25.6060%	Fecal		CFU/100 mL	200	-	30,885.9
5439000	1/6/2020	76.4	76.4	0.0826	6.31	3021	25.6060%	Fecal		CFU/100 mL	200	-	30,885.9
5439000	5/9/2013	76.3	76.3	0.0826	6.30	3024	25.6315%	Fecal		CFU/100 mL	200	-	30,845.4
5439000	4/19/2002	76.2	76.2	0.0826	6.29	3025	25.6399%	Fecal		CFU/100 mL	200	-	30,805.0
5439000	9/27/2011	76.2	76.2	0.0826	6.29	3025	25.6399%	Fecal		CFU/100 mL	200	-	30,805.0
5439000	2/4/2012	76.2	76.2	0.0826	6.29	3025	25.6399%	Fecal		CFU/100 mL	200	-	30,805.0
5439000	10/22/1993	76.1	76.1	0.0826	6.29	3028	25.6654%	Fecal		CFU/100 mL	200	-	30,764.6
5439000	9/10/2007	76.1	76.1	0.0826	6.29	3028	25.6654%	Fecal		CFU/100 mL	200	-	30,764.6
5439000	5/23/2010	76.1	76.1	0.0826	6.29	3028	25.6654%	Fecal		CFU/100 mL	200	-	30,764.6
5439000	1/21/2020	76.1	76.1	0.0826	6.29	3028	25.6654%	Fecal		CFU/100 mL	200	-	30,764.6
5439000	1/18/1990	76	76	0.0826	6.28	3032	25.6993%	Fecal		CFU/100 mL	200	-	30,724.2
5439000	2/4/1990	76	76	0.0826	6.28	3032	25.6993%	Fecal		CFU/100 mL	200	-	30,724.2
5439000	3/5/1991	76	76	0.0826	6.28	3032	25.6993%	Fecal		CFU/100 mL	200	-	30,724.2
5439000	5/24/1991	76	76	0.0826	6.28	3032	25.6993%	Fecal		CFU/100 mL	200	-	30,724.2
5439000	6/11/1991	76	76	0.0826	6.28	3032	25.6993%	Fecal		CFU/100 mL	200	-	30,724.2
5439000	2/29/1992	76	76	0.0826	6.28	3032	25.6993%	Fecal		CFU/100 mL	200	-	30,724.2
5439000	2/27/1995	76	76	0.0826	6.28	3032	25.6993%	Fecal		CFU/100 mL	200	-	30,724.2
5439000	4/23/1995	76	76	0.0826	6.28	3032	25.6993%	Fecal		CFU/100 mL	200	-	30,724.2
5439000	2/10/1996	76	76	0.0826	6.28	3032	25.6993%	Fecal		CFU/100 mL	200	-	30,724.2
5439000	7/2/1996	76	76	0.0826	6.28	3032	25.6993%	Fecal		CFU/100 mL	200	-	30,724.2
5439000	8/16/1996	76	76	0.0826	6.28	3032	25.6993%	Fecal		CFU/100 mL	200	-	30,724.2
5439000	4/13/1997	76	76	0.0826	6.28	3032	25.6993%	Fecal		CFU/100 mL	200	-	30,724.2
5439000	5/14/1997	76	76	0.0826	6.28	3032	25.6993%	Fecal		CFU/100 mL	200	-	30,724.2
5439000	1/13/1998	76	76	0.0826	6.28	3032	25.6993%	Fecal		CFU/100 mL	200	-	30,724.2
5439000	3/4/1998	76	76	0.0826	6.28	3032	25.6993%	Fecal		CFU/100 mL	200	-	30,724.2
5439000	3/15/1998	76	76	0.0826	6.28	3032	25.6993%	Fecal		CFU/100 mL	200	-	30,724.2
5439000	5/25/1998	76	76	0.0826	6.28	3032	25.6993%	Fecal		CFU/100 mL	200	-	30,724.2
5439000	6/22/1998	76	76	0.0826	6.28	3032	25.6993%	Fecal		CFU/100 mL	200	-	30,724.2
5439000	6/25/1999	76	76	0.0826	6.28	3032	25.6993%	Fecal		CFU/100 mL	200	-	30,724.2
5439000	4/9/2001	76	76	0.0826	6.28	3032	25.6993%	Fecal		CFU/100 mL	200	-	30,724.2
5439000	4/19/2001	76	76	0.0826	6.28	3032	25.6993%	Fecal		CFU/100 mL	200	-	30,724.2
5439000	3/20/2011	76	76	0.0826	6.28	3032	25.6993%	Fecal		CFU/100 mL	200	-	30,724.2
5439000	3/21/2011	76	76	0.0826	6.28	3032	25.6993%	Fecal		CFU/100 mL	200	-	30,724.2
5439000	5/8/2002	75.9	75.9	0.0826	6.27	3055	25.8942%	Fecal		CFU/100 mL	200	-	30,683.7
5439000	11/30/2009	75.9	75.9	0.0826	6.27	3055	25.8942%	Fecal		CFU/100 mL	200	-	30,683.7
5439000	6/26/2016	75.9	75.9	0.0826	6.27	3055	25.8942%	Fecal		CFU/100 mL	200	-	30,683.7
5439000	6/22/2019	75.8	75.8	0.0826	6.26	3058	25.9196%	Fecal		CFU/100 mL	200	-	30,643.3
5439000	6/24/2019	75.8	75.8	0.0826	6.26	3058	25.9196%	Fecal		CFU/100 mL	200	-	30,643.3
5439000	8/11/1994	75.7	75.7	0.0826	6.25	3060	25.9366%	Fecal		CFU/100 mL	200	-	30,602.9
5439000	3/17/2002	75.7	75.7	0.0826	6.25	3060	25.9366%	Fecal		CFU/100 mL	200	-	30,602.9
5439000	10/31/2008	75.7	75.7	0.0826	6.25	3060	25.9366%	Fecal		CFU/100 mL	200	-	30,602.9
5439000	5/20/2014	75.7	75.7	0.0826	6.25	3060	25.9366%	Fecal		CFU/100 mL	200	-	30,602.9
5439000	12/2/2016	75.7	75.7	0.0826	6.25	3060	25.9366%	Fecal		CFU/100 mL	200	-	30,602.9
5439000	6/2/2008	75.6	75.6	0.0826	6.25	3065	25.9790%	Fecal		CFU/100 mL	200	-	30,562.5
5439000	12/29/2006	75.5	75.5	0.0826	6.24	3066	25.9875%	Fecal		CFU/100 mL	200	-	30,522.0
5439000	4/15/2010	75.4	75.4	0.0826	6.23	3067	25.9959%	Fecal		CFU/100 mL	200	-	30,481.6
5439000	7/3/2015	75.4	75.4	0.0826	6.23	3067	25.9959%	Fecal		CFU/100 mL	200	-	30,481.6
5439000	2/7/2017	75.4	75.4	0.0826	6.23	3067	25.9959%	Fecal		CFU/100 mL	200	-	30,481.6
5439000	12/20/1993	75.3	75.3	0.0826	6.22	3070	26.0214%	Fecal		CFU/100 mL	200	-	30,441.2
5439000	6/18/2010	75.3	75.3	0.0826	6.22	3070	26.0214%	Fecal		CFU/100 mL	200	-	30,441.2
5439000	2/8/2020	75.3	75.3	0.0826	6.22	3070	26.0214%	Fecal		CFU/100 mL	200	-	30,441.2
5439000	11/10/2009	75.2	75.2	0.0826	6.21	3073	26.0468%	Fecal		CFU/100 mL	200	-	30,400.7
5439000	5/23/2015	75.2	75.2	0.0826	6.21	3073	26.0468%	Fecal		CFU/100 mL	200	-	30,400.7
5439000	6/17/2018	75.1	75.1	0.0826	6.20	3075	26.0637%	Fecal		CFU/100 mL	200	-	30,360.3
5439000	3/30/1990	75	75	0.0826	6.20	3076	26.0722%	Fecal		CFU/100 mL	200	-	30,319.9
5439000	2/12/1991	75	75	0.0826	6.20	3076	26.0722%	Fecal		CFU/100 mL	200	-	30,319.9
5439000	4/25/1991	75	75	0.0826	6.20	3076	26.0722%	Fecal		CFU/100 mL	200	-	30,319.9
5439000	12/5/1991	75	75	0.0826	6.20	3076	26.0722%	Fecal		CFU/100 mL	200	-	30,319.9
5439000	1/28/1993	75	75	0.0826	6.20	3076	26.0722%	Fecal		CFU/100 mL	200	-	30,319.9
5439000	10/11/1993	75	75	0.0826	6.20	3076	26.0722%	Fecal		CFU/100 mL	200	-	30,319.9
5439000	1/24/1995	75	75	0.0826	6.20	3076	26.0722%	Fecal		CFU/100 mL	200	-	30,319.9
5439000	11/20/1995	75	75	0.0826	6.20	3076	26.0722%	Fecal		CFU/100 mL	200	-	30,319.9
5439000	5/16/1996	75	75	0.0826	6.20	3076	26.0722%	Fecal		CFU/100 mL	200	-	30,319.9
5439000	7/1/1996	75	75	0.0826	6.20	3076	26.0722%	Fecal		CFU/100 mL	200	-	30,319.9
5439000	12/11/1998	75	75	0.0826	6.20	3076	26.0722%	Fecal		CFU/100 mL	200	-	30,319.9
5439000	11/11/2000	75	75	0.0826	6.20	3076	26.0722%	Fecal		CFU/100 mL	200	-	30,319.9
5439000	3/7/2001	75	75	0.0826	6.20	3076	26.0722%	Fecal		CFU/100 mL	200	-	30,319.9
5439000	3/28/2010	75	75	0.0826	6.20	3076	26.0722%	Fecal		CFU/100 mL	200	-	30,319.9
5439000	4/25/2008	74.8	74.8	0.0826	6.18	3090	26.1909%	Fecal		CFU/100 mL	200	-	30,239.0
5439000	4/11/2011	74.7	74.7	0.0826	6.17	3091	26.1994%	Fecal		CFU/100 mL	200	-	30,198.6
5439000	3/23/2013	74.7	74.7	0.0826	6.17	3091	26.1994%	Fecal		CFU/100 mL	200	-	30,198.6
5439000	12/11/2018	74.7	74.7	0.0826	6.17	3091	26.1994%	Fecal		CFU/100 mL	200	-	30,198.6
5439000	4/1/2019	74.6	74.6	0.0826	6.16	3094	26.2248%	Fecal		CFU/100 mL	200	-	30,158.2
5439000	6/3/2020	74.6	74.6	0.0826	6.16	3094	26.2248%	Fecal		CFU/100 mL	200	-	30,158.2
5439000	8/6/2007	74.5	74.5	0.0826	6.15	3096	26.2417%	Fecal		CFU/100 mL	200	-	30,117.8
5439000	6/24/2011	74.5	74.5	0.0826	6.15	3096	26.2417%	Fecal		CFU/100 mL	200	-	30,117.8
5439000	4/14/2021	74.5	74.5	0.0826	6.15	3096	26.2417%	Fecal		CFU/100 mL	200	-	30,117.8
5439000	10/10/2008	74.4	74.4	0.0826	6.15	3099	26.2672%	Fecal		CFU/100 mL	200	-	30,077.3
5439000	1/25/2019	74.4	74.4	0.0826	6.15	3099	26.2672%	Fecal		CFU/100 mL	200	-	30,077.3
5439000	3/11/2004	74.3	74.3	0.0826	6.14	3101	26.2841%	Fecal		CFU/100 mL	200	-	30,036.9
5439000	4/18/2006	74.3	74.3	0.0826	6.14	3101	26.2841%	Fecal		CFU/100 mL	200	-	30,036.9
5439000	3/11/1994	74.2	74.2	0.0826	6.13	3103	26.3011%	Fecal		CFU/100 mL	200	-	29,996.5
5439000	1/16/2016	74.2	74.2	0.0826	6.13	3103	26.3011%	Fecal		CFU/100 mL	200	-	29,996.5
5439000	11/14/2019	74.2	74.2	0.0826	6.13	3103	26.3011%	Fecal		CFU/100 mL	200	-	29,996.5

Gage ID	Date	Discharge (CFS)	Gage Discharge (less Surrogate NPDES) (CFS)	Watershed Area Ratio	Calculated flow (CFS)	Rank	Flow Exceedance %	Parameter	Results	Units (mg or micro_gram	Limit/Standard	Actual Load (million colonies/day)	Allowable Load (million colonies/day)
5439000	5/18/2006	74.1	74.1	0.0826	6.12	3106	26.3265%	Fecal		CFU/100 mL	200	-	29,956.1
5439000	7/1/2010	74.1	74.1	0.0826	6.12	3106	26.3265%	Fecal		CFU/100 mL	200	-	29,956.1
5439000	12/25/2011	74.1	74.1	0.0826	6.12	3106	26.3265%	Fecal		CFU/100 mL	200	-	29,956.1
5439000	12/11/2015	74.1	74.1	0.0826	6.12	3106	26.3265%	Fecal		CFU/100 mL	200	-	29,956.1
5439000	6/19/2016	74.1	74.1	0.0826	6.12	3106	26.3265%	Fecal		CFU/100 mL	200	-	29,956.1
5439000	2/16/1990	74	74	0.0826	6.11	3111	26.3689%	Fecal		CFU/100 mL	200	-	29,915.6
5439000	5/30/1990	74	74	0.0826	6.11	3111	26.3689%	Fecal		CFU/100 mL	200	-	29,915.6
5439000	6/16/1990	74	74	0.0826	6.11	3111	26.3689%	Fecal		CFU/100 mL	200	-	29,915.6
5439000	8/24/1990	74	74	0.0826	6.11	3111	26.3689%	Fecal		CFU/100 mL	200	-	29,915.6
5439000	12/22/1990	74	74	0.0826	6.11	3111	26.3689%	Fecal		CFU/100 mL	200	-	29,915.6
5439000	2/11/1991	74	74	0.0826	6.11	3111	26.3689%	Fecal		CFU/100 mL	200	-	29,915.6
5439000	4/27/1991	74	74	0.0826	6.11	3111	26.3689%	Fecal		CFU/100 mL	200	-	29,915.6
5439000	3/1/1992	74	74	0.0826	6.11	3111	26.3689%	Fecal		CFU/100 mL	200	-	29,915.6
5439000	5/15/1993	74	74	0.0826	6.11	3111	26.3689%	Fecal		CFU/100 mL	200	-	29,915.6
5439000	11/19/1994	74	74	0.0826	6.11	3111	26.3689%	Fecal		CFU/100 mL	200	-	29,915.6
5439000	11/21/1994	74	74	0.0826	6.11	3111	26.3689%	Fecal		CFU/100 mL	200	-	29,915.6
5439000	6/12/1995	74	74	0.0826	6.11	3111	26.3689%	Fecal		CFU/100 mL	200	-	29,915.6
5439000	7/5/1995	74	74	0.0826	6.11	3111	26.3689%	Fecal		CFU/100 mL	200	-	29,915.6
5439000	5/21/1997	74	74	0.0826	6.11	3111	26.3689%	Fecal		CFU/100 mL	200	-	29,915.6
5439000	5/27/1997	74	74	0.0826	6.11	3111	26.3689%	Fecal		CFU/100 mL	200	-	29,915.6
5439000	3/23/1999	74	74	0.0826	6.11	3111	26.3689%	Fecal		CFU/100 mL	200	-	29,915.6
5439000	4/9/2007	74	74	0.0826	6.11	3111	26.3689%	Fecal		CFU/100 mL	200	-	29,915.6
5439000	11/19/2019	74	74	0.0826	6.11	3111	26.3689%	Fecal		CFU/100 mL	200	-	29,915.6
5439000	3/13/2006	73.9	73.9	0.0826	6.10	3129	26.5214%	Fecal		CFU/100 mL	200	-	29,875.2
5439000	3/21/2016	73.9	73.9	0.0826	6.10	3129	26.5214%	Fecal		CFU/100 mL	200	-	29,875.2
5439000	1/30/2017	73.9	73.9	0.0826	6.10	3129	26.5214%	Fecal		CFU/100 mL	200	-	29,875.2
5439000	10/20/2017	73.9	73.9	0.0826	6.10	3129	26.5214%	Fecal		CFU/100 mL	200	-	29,875.2
5439000	10/7/2018	73.9	73.9	0.0826	6.10	3129	26.5214%	Fecal		CFU/100 mL	200	-	29,875.2
5439000	3/28/2011	73.8	73.8	0.0826	6.10	3134	26.5638%	Fecal		CFU/100 mL	200	-	29,834.8
5439000	12/6/2019	73.8	73.8	0.0826	6.10	3134	26.5638%	Fecal		CFU/100 mL	200	-	29,834.8
5439000	4/14/2015	73.7	73.7	0.0826	6.09	3136	26.5808%	Fecal		CFU/100 mL	200	-	29,794.4
5439000	6/7/2015	73.7	73.7	0.0826	6.09	3136	26.5808%	Fecal		CFU/100 mL	200	-	29,794.4
5439000	6/6/2016	73.7	73.7	0.0826	6.09	3136	26.5808%	Fecal		CFU/100 mL	200	-	29,794.4
5439000	4/2/2019	73.7	73.7	0.0826	6.09	3136	26.5808%	Fecal		CFU/100 mL	200	-	29,794.4
5439000	2/23/2020	73.7	73.7	0.0826	6.09	3136	26.5808%	Fecal		CFU/100 mL	200	-	29,794.4
5439000	2/1/2019	73.6	73.6	0.0826	6.08	3141	26.6232%	Fecal		CFU/100 mL	200	-	29,753.9
5439000	5/3/2006	73.5	73.5	0.0826	6.07	3142	26.6316%	Fecal		CFU/100 mL	200	-	29,713.5
5439000	5/28/2006	73.5	73.5	0.0826	6.07	3142	26.6316%	Fecal		CFU/100 mL	200	-	29,713.5
5439000	2/6/2012	73.4	73.4	0.0826	6.06	3144	26.6486%	Fecal		CFU/100 mL	200	-	29,673.1
5439000	10/16/2014	73.4	73.4	0.0826	6.06	3144	26.6486%	Fecal		CFU/100 mL	200	-	29,673.1
5439000	10/10/2018	73.4	73.4	0.0826	6.06	3144	26.6486%	Fecal		CFU/100 mL	200	-	29,673.1
5439000	3/7/2005	73.3	73.3	0.0826	6.06	3147	26.6740%	Fecal		CFU/100 mL	200	-	29,632.6
5439000	4/17/2014	73.2	73.2	0.0826	6.05	3148	26.6825%	Fecal		CFU/100 mL	200	-	29,592.2
5439000	3/6/2019	73.2	73.2	0.0826	6.05	3148	26.6825%	Fecal		CFU/100 mL	200	-	29,592.2
5439000	6/12/2006	73.1	73.1	0.0826	6.04	3150	26.6994%	Fecal		CFU/100 mL	200	-	29,551.8
5439000	3/15/2012	73.1	73.1	0.0826	6.04	3150	26.6994%	Fecal		CFU/100 mL	200	-	29,551.8
5439000	3/6/2017	73.1	73.1	0.0826	6.04	3150	26.6994%	Fecal		CFU/100 mL	200	-	29,551.8
5439000	4/27/2020	73.1	73.1	0.0826	6.04	3150	26.6994%	Fecal		CFU/100 mL	200	-	29,551.8
5439000	11/9/1990	73	73	0.0826	6.03	3154	26.7333%	Fecal		CFU/100 mL	200	-	29,511.4
5439000	3/6/1991	73	73	0.0826	6.03	3154	26.7333%	Fecal		CFU/100 mL	200	-	29,511.4
5439000	4/7/1991	73	73	0.0826	6.03	3154	26.7333%	Fecal		CFU/100 mL	200	-	29,511.4
5439000	11/7/1992	73	73	0.0826	6.03	3154	26.7333%	Fecal		CFU/100 mL	200	-	29,511.4
5439000	12/29/1992	73	73	0.0826	6.03	3154	26.7333%	Fecal		CFU/100 mL	200	-	29,511.4
5439000	12/1/1994	73	73	0.0826	6.03	3154	26.7333%	Fecal		CFU/100 mL	200	-	29,511.4
5439000	1/2/1995	73	73	0.0826	6.03	3154	26.7333%	Fecal		CFU/100 mL	200	-	29,511.4
5439000	2/21/1998	73	73	0.0826	6.03	3154	26.7333%	Fecal		CFU/100 mL	200	-	29,511.4
5439000	3/16/1998	73	73	0.0826	6.03	3154	26.7333%	Fecal		CFU/100 mL	200	-	29,511.4
5439000	2/19/1999	73	73	0.0826	6.03	3154	26.7333%	Fecal		CFU/100 mL	200	-	29,511.4
5439000	5/26/1999	73	73	0.0826	6.03	3154	26.7333%	Fecal		CFU/100 mL	200	-	29,511.4
5439000	3/8/2001	73	73	0.0826	6.03	3154	26.7333%	Fecal		CFU/100 mL	200	-	29,511.4
5439000	4/20/2001	73	73	0.0826	6.03	3154	26.7333%	Fecal		CFU/100 mL	200	-	29,511.4
5439000	6/19/2002	73	73	0.0826	6.03	3154	26.7333%	Fecal		CFU/100 mL	200	-	29,511.4
5439000	1/4/2007	73	73	0.0826	6.03	3154	26.7333%	Fecal		CFU/100 mL	200	-	29,511.4
5439000	11/17/2008	73	73	0.0826	6.03	3154	26.7333%	Fecal		CFU/100 mL	200	-	29,511.4
5439000	3/21/2013	73	73	0.0826	6.03	3154	26.7333%	Fecal		CFU/100 mL	200	-	29,511.4
5439000	3/19/2015	73	73	0.0826	6.03	3154	26.7333%	Fecal		CFU/100 mL	200	-	29,511.4
5439000	5/27/2007	72.9	72.9	0.0826	6.02	3172	26.8859%	Fecal		CFU/100 mL	200	-	29,470.9
5439000	5/25/2003	72.8	72.8	0.0826	6.01	3173	26.8944%	Fecal		CFU/100 mL	200	-	29,430.5
5439000	11/15/2011	72.8	72.8	0.0826	6.01	3173	26.8944%	Fecal		CFU/100 mL	200	-	29,430.5
5439000	1/22/2016	72.8	72.8	0.0826	6.01	3173	26.8944%	Fecal		CFU/100 mL	200	-	29,430.5
5439000	12/2/1993	72.7	72.7	0.0826	6.01	3176	26.9198%	Fecal		CFU/100 mL	200	-	29,390.1
5439000	4/27/2004	72.7	72.7	0.0826	6.01	3176	26.9198%	Fecal		CFU/100 mL	200	-	29,390.1
5439000	9/11/2007	72.7	72.7	0.0826	6.01	3176	26.9198%	Fecal		CFU/100 mL	200	-	29,390.1
5439000	3/4/2019	72.7	72.7	0.0826	6.01	3176	26.9198%	Fecal		CFU/100 mL	200	-	29,390.1
5439000	7/21/2019	72.6	72.6	0.0826	6.00	3180	26.9537%	Fecal		CFU/100 mL	200	-	29,349.7
5439000	11/20/2019	72.6	72.6	0.0826	6.00	3180	26.9537%	Fecal		CFU/100 mL	200	-	29,349.7
5439000	2/26/2002	72.5	72.5	0.0826	5.99	3182	26.9707%	Fecal		CFU/100 mL	200	-	29,309.2
5439000	5/19/2008	72.5	72.5	0.0826	5.99	3182	26.9707%	Fecal		CFU/100 mL	200	-	29,309.2
5439000	2/28/2005	72.4	72.4	0.0826	5.98	3184	26.9876%	Fecal		CFU/100 mL	200	-	29,268.8
5439000	4/22/2002	72.3	72.3	0.0826	5.97	3185	26.9961%	Fecal		CFU/100 mL	200	-	29,228.4
5439000	6/2/2017	72.3	72.3	0.0826	5.97	3185	26.9961%	Fecal		CFU/100 mL	200	-	29,228.4
5439000	5/27/2018	72.3	72.3	0.0826	5.97	3185	26.9961%	Fecal		CFU/100 mL	200	-	29,228.4
5439000	1/13/2019	72.3	72.3	0.0826	5.97	3185	26.9961%	Fecal		CFU/100 mL	200	-	29,228.4
5439000	3/2/2020	72.3	72.3	0.0826	5.97	3185	26.9961%	Fecal		CFU/100 mL	200	-	29,228.4
5439000	5/12/2011	72.2	72.2	0.0826	5.96	3190	27.0385%	Fecal		CFU/100 mL	200	-	29,188.0
5439000	2/3/2012	72.1	72.1	0.0826	5.96	3191	27.0470%	Fecal		CFU/100 mL	200	-	29,147.5
5439000	2/10/2013	72.1	72.1	0.0826	5.96	3191	27.0470%	Fecal		CFU/100 mL	200	-	29,147.5
5439000	6/25/1990	72	72	0.0826	5.95	3193	27.0639%	Fecal		CFU/100 mL	200	-	29,107.1
5439000	5/9/1991	72	72	0.0826	5.95	3193	27.0639%	Fecal		CFU/100 mL	200	-	29,107.1
5439000	4/25/1992	72	72	0.0826	5.95	3193	27.0639%	Fecal		CFU/100 mL	200	-	29,107.1
5439000	9/9/1992	72	72	0.0826	5.95	3193	27.0639%	Fecal		CFU/100 mL	200	-	29,107.1
5439000	12/8/1992	72	72	0.0826	5.95	3193	27.0639%	Fecal		CFU/100 mL	200	-	29,107.1
5439000	8/1/1993	72	72	0.0826	5.95	3193	27.0639%	Fecal		CFU/100 mL	200	-	29,107.1
5439000	9/21/1993	72	72	0.0826	5.95	3193	27.0639%	Fecal		CFU/100 mL	200	-	29,107.1
5439000	3/18/1995	72	72	0.0826	5.95	3193	27.0639%	Fecal		CFU/100 mL	200	-	29,107.1
5439000	3/28/1995	72	72	0.0826	5.95	3193	27.0639%	Fecal		CFU/100 mL	200	-	29,107.1
5439000	3/29/1995	72	72	0.0826	5.95	3193	27.0639%	Fecal		CFU/100 mL	200	-	29,107.1
5439000	3/30/1995	72	72	0.0826	5.95	3193	27.0639%	Fecal		CFU/100 mL	200	-	29,107.1
5439000	11/17/1995	72	72	0.0826	5.95	3193	27.0639%	Fecal		CFU/100 mL	200	-	29,107.1
5439000	5/6/1997	72	72	0.0826	5.95	3193	27.0639%	Fecal		CFU/100 mL	200	-	29,107.1
5439000	5/26/1998	72	72	0.0826	5.95	3193	27.0639%	Fecal		CFU/100 mL	200	-	29,107.1
5439000	3/29/2001	72	72	0.0826	5.95	3193	27.0639%	Fecal		CFU/100 mL	200	-	29,107.1
5439000	4/8/2001	72	72	0.0826	5.95	3193	27.0639%	Fecal		CFU/100 mL	200	-	29,107.1
5439000	1/6/2007	72	72	0.0826	5.95	3193	27.0639%	Fecal		CFU/100 mL	200	-	29,107.1
5439000	6/28/2009	72	72	0.0826	5.95	3193	27.0639%	Fecal		CFU/100 mL	200	-	29,107.1
5439000	7/17/2014	72	72	0.0826	5.95	3193	27.0639%	Fecal		CFU/100 mL	200	-	29,107.1
5439000	10/23/1993	71.9	71.9	0.0826	5.94	3212	27.2250%	Fecal		CFU/100 mL	200	-	29,066.7
5439000	3/10/2018	71.9	71.9	0.0826	5.94	3212	27.2250%	Fecal		CFU/100 mL	200	-	29,066.7
5439000	6/19/2007	71.8	71.8	0.0826	5.93	3214	27.2419%	Fecal		CFU/100 mL	200	-	29,026.2
5439000	1/6/2010	71.8	71.8	0.0826	5.93	3214	27.2419%	Fecal		CFU/100 mL	200	-	29,026.2
5439000	5/8/2011	71.8	71.8	0.0826	5.93	3214	27.2419%	Fecal		CFU/100 mL	200	-	29,026.2
5439000	7/9/2013	71.6	71.6	0.0826	5.91	3217	27.2673%	Fecal		CFU/100 mL	200	-	28,945.4
5439000	6/8/2015	71.6	71.6	0.0826	5.91	3217	27.2673%	Fecal		CFU/100 mL	200	-	28,945.4
5439000	4/16/2010	71.5	71.5	0.0826	5.91	3219	27.2843%	Fecal		CFU/100 mL	200	-	28,905.0
5439000	5/2/2015	71.5	71.5	0.0826	5.91	3219	27.2843%	Fecal		CFU/100 mL	200	-	28,905.0

Gage ID	Date	Discharge (CFS)	Gage Discharge (less Surrogate NPDES) (CFS)	Watershed Area Ratio	Calculated flow (CFS)	Rank	Flow Exceedance %	Parameter	Results	Units (mg or micro_gram	Limit/Standard	Actual Load (million colonies/day)	Allowable Load (million colonies/day)
5439000	2/5/2016	71.5	71.5	0.0826	5.91	3219	27.2843%	Fecal		CFU/100 mL	200	-	28,905.0
5439000	3/22/2016	71.5	71.5	0.0826	5.91	3219	27.2843%	Fecal		CFU/100 mL	200	-	28,905.0
5439000	11/5/2017	71.5	71.5	0.0826	5.91	3219	27.2843%	Fecal		CFU/100 mL	200	-	28,905.0
5439000	1/7/2020	71.5	71.5	0.0826	5.91	3219	27.2843%	Fecal		CFU/100 mL	200	-	28,905.0
5439000	3/18/2002	71.4	71.4	0.0826	5.90	3225	27.3351%	Fecal		CFU/100 mL	200	-	28,864.5
5439000	11/18/2017	71.3	71.3	0.0826	5.89	3226	27.3436%	Fecal		CFU/100 mL	200	-	28,824.1
5439000	11/18/2019	71.3	71.3	0.0826	5.89	3226	27.3436%	Fecal		CFU/100 mL	200	-	28,824.1
5439000	5/17/2006	71.2	71.2	0.0826	5.88	3228	27.3606%	Fecal		CFU/100 mL	200	-	28,783.7
5439000	12/30/2006	71.2	71.2	0.0826	5.88	3228	27.3606%	Fecal		CFU/100 mL	200	-	28,783.7
5439000	2/22/1990	71	71	0.0826	5.87	3230	27.3775%	Fecal		CFU/100 mL	200	-	28,702.8
5439000	7/4/1990	71	71	0.0826	5.87	3230	27.3775%	Fecal		CFU/100 mL	200	-	28,702.8
5439000	4/26/1991	71	71	0.0826	5.87	3230	27.3775%	Fecal		CFU/100 mL	200	-	28,702.8
5439000	6/9/1991	71	71	0.0826	5.87	3230	27.3775%	Fecal		CFU/100 mL	200	-	28,702.8
5439000	11/20/1994	71	71	0.0826	5.87	3230	27.3775%	Fecal		CFU/100 mL	200	-	28,702.8
5439000	4/24/1995	71	71	0.0826	5.87	3230	27.3775%	Fecal		CFU/100 mL	200	-	28,702.8
5439000	7/4/1995	71	71	0.0826	5.87	3230	27.3775%	Fecal		CFU/100 mL	200	-	28,702.8
5439000	12/16/1996	71	71	0.0826	5.87	3230	27.3775%	Fecal		CFU/100 mL	200	-	28,702.8
5439000	2/23/2001	71	71	0.0826	5.87	3230	27.3775%	Fecal		CFU/100 mL	200	-	28,702.8
5439000	5/16/2006	71	71	0.0826	5.87	3230	27.3775%	Fecal		CFU/100 mL	200	-	28,702.8
5439000	11/11/2009	70.9	70.9	0.0826	5.86	3240	27.4623%	Fecal		CFU/100 mL	200	-	28,662.4
5439000	5/25/2010	70.8	70.8	0.0826	5.85	3241	27.4708%	Fecal		CFU/100 mL	200	-	28,622.0
5439000	3/2/2021	70.8	70.8	0.0826	5.85	3241	27.4708%	Fecal		CFU/100 mL	200	-	28,622.0
5439000	12/1/2009	70.7	70.7	0.0826	5.84	3243	27.4877%	Fecal		CFU/100 mL	200	-	28,581.6
5439000	6/4/2020	70.6	70.6	0.0826	5.83	3244	27.4962%	Fecal		CFU/100 mL	200	-	28,541.1
5439000	6/23/2021	70.6	70.6	0.0826	5.83	3244	27.4962%	Fecal		CFU/100 mL	200	-	28,541.1
5439000	5/11/2020	70.5	70.5	0.0826	5.82	3246	27.5131%	Fecal		CFU/100 mL	200	-	28,500.7
5439000	3/17/2022	39.9	39.9	0.1459	5.82	3247	27.5216%	Fecal		CFU/100 mL	200	-	28,494.8
5439000	2/20/2009	70.4	70.4	0.0826	5.82	3248	27.5301%	Fecal		CFU/100 mL	200	-	28,460.3
5439000	1/22/2012	70.4	70.4	0.0826	5.82	3248	27.5301%	Fecal		CFU/100 mL	200	-	28,460.3
5439000	1/31/2017	70.4	70.4	0.0826	5.82	3248	27.5301%	Fecal		CFU/100 mL	200	-	28,460.3
5439000	6/10/2020	70.4	70.4	0.0826	5.82	3248	27.5301%	Fecal		CFU/100 mL	200	-	28,460.3
5439000	7/11/2015	70.2	70.2	0.0826	5.80	3252	27.5640%	Fecal		CFU/100 mL	200	-	28,379.4
5439000	2/8/2017	70.2	70.2	0.0826	5.80	3252	27.5640%	Fecal		CFU/100 mL	200	-	28,379.4
5439000	4/13/2020	70.2	70.2	0.0826	5.80	3252	27.5640%	Fecal		CFU/100 mL	200	-	28,379.4
5439000	4/20/2002	70.1	70.1	0.0826	5.79	3255	27.5894%	Fecal		CFU/100 mL	200	-	28,339.0
5439000	3/1/2019	70.1	70.1	0.0826	5.79	3255	27.5894%	Fecal		CFU/100 mL	200	-	28,339.0
5439000	4/10/2020	70.1	70.1	0.0826	5.79	3255	27.5894%	Fecal		CFU/100 mL	200	-	28,339.0
5439000	3/31/1990	70	70	0.0826	5.78	3258	27.6148%	Fecal		CFU/100 mL	200	-	28,298.6
5439000	4/1/1990	70	70	0.0826	5.78	3258	27.6148%	Fecal		CFU/100 mL	200	-	28,298.6
5439000	4/17/1990	70	70	0.0826	5.78	3258	27.6148%	Fecal		CFU/100 mL	200	-	28,298.6
5439000	5/31/1990	70	70	0.0826	5.78	3258	27.6148%	Fecal		CFU/100 mL	200	-	28,298.6
5439000	8/19/1990	70	70	0.0826	5.78	3258	27.6148%	Fecal		CFU/100 mL	200	-	28,298.6
5439000	2/21/1991	70	70	0.0826	5.78	3258	27.6148%	Fecal		CFU/100 mL	200	-	28,298.6
5439000	12/7/1991	70	70	0.0826	5.78	3258	27.6148%	Fecal		CFU/100 mL	200	-	28,298.6
5439000	1/18/1992	70	70	0.0826	5.78	3258	27.6148%	Fecal		CFU/100 mL	200	-	28,298.6
5439000	11/9/1992	70	70	0.0826	5.78	3258	27.6148%	Fecal		CFU/100 mL	200	-	28,298.6
5439000	12/27/1992	70	70	0.0826	5.78	3258	27.6148%	Fecal		CFU/100 mL	200	-	28,298.6
5439000	1/15/1993	70	70	0.0826	5.78	3258	27.6148%	Fecal		CFU/100 mL	200	-	28,298.6
5439000	10/5/1993	70	70	0.0826	5.78	3258	27.6148%	Fecal		CFU/100 mL	200	-	28,298.6
5439000	10/9/1993	70	70	0.0826	5.78	3258	27.6148%	Fecal		CFU/100 mL	200	-	28,298.6
5439000	3/25/1994	70	70	0.0826	5.78	3258	27.6148%	Fecal		CFU/100 mL	200	-	28,298.6
5439000	1/7/1995	70	70	0.0826	5.78	3258	27.6148%	Fecal		CFU/100 mL	200	-	28,298.6
5439000	1/25/1995	70	70	0.0826	5.78	3258	27.6148%	Fecal		CFU/100 mL	200	-	28,298.6
5439000	2/19/1995	70	70	0.0826	5.78	3258	27.6148%	Fecal		CFU/100 mL	200	-	28,298.6
5439000	5/5/1995	70	70	0.0826	5.78	3258	27.6148%	Fecal		CFU/100 mL	200	-	28,298.6
5439000	3/25/1997	70	70	0.0826	5.78	3258	27.6148%	Fecal		CFU/100 mL	200	-	28,298.6
5439000	3/29/1997	70	70	0.0826	5.78	3258	27.6148%	Fecal		CFU/100 mL	200	-	28,298.6
5439000	4/16/1997	70	70	0.0826	5.78	3258	27.6148%	Fecal		CFU/100 mL	200	-	28,298.6
5439000	5/2/1997	70	70	0.0826	5.78	3258	27.6148%	Fecal		CFU/100 mL	200	-	28,298.6
5439000	7/10/1998	70	70	0.0826	5.78	3258	27.6148%	Fecal		CFU/100 mL	200	-	28,298.6
5439000	5/31/1999	70	70	0.0826	5.78	3258	27.6148%	Fecal		CFU/100 mL	200	-	28,298.6
5439000	3/11/2001	70	70	0.0826	5.78	3258	27.6148%	Fecal		CFU/100 mL	200	-	28,298.6
5439000	5/6/2007	70	70	0.0826	5.78	3258	27.6148%	Fecal		CFU/100 mL	200	-	28,298.6
5439000	4/24/2002	69.9	69.9	0.0826	5.77	3284	27.8352%	Fecal		CFU/100 mL	200	-	28,258.1
5439000	7/11/2014	69.9	69.9	0.0826	5.77	3284	27.8352%	Fecal		CFU/100 mL	200	-	28,258.1
5439000	4/30/2016	69.9	69.9	0.0826	5.77	3284	27.8352%	Fecal		CFU/100 mL	200	-	28,258.1
5439000	12/12/2018	69.9	69.9	0.0826	5.77	3284	27.8352%	Fecal		CFU/100 mL	200	-	28,258.1
5439000	10/3/2008	69.7	69.7	0.0826	5.76	3288	27.8691%	Fecal		CFU/100 mL	200	-	28,177.3
5439000	4/12/2016	69.7	69.7	0.0826	5.76	3288	27.8691%	Fecal		CFU/100 mL	200	-	28,177.3
5439000	2/9/2020	69.7	69.7	0.0826	5.76	3288	27.8691%	Fecal		CFU/100 mL	200	-	28,177.3
5439000	2/5/2005	69.6	69.6	0.0826	5.75	3291	27.8946%	Fecal		CFU/100 mL	200	-	28,136.9
5439000	6/18/2008	69.6	69.6	0.0826	5.75	3291	27.8946%	Fecal		CFU/100 mL	200	-	28,136.9
5439000	12/27/2011	69.5	69.5	0.0826	5.74	3293	27.9115%	Fecal		CFU/100 mL	200	-	28,096.4
5439000	5/14/2012	69.5	69.5	0.0826	5.74	3293	27.9115%	Fecal		CFU/100 mL	200	-	28,096.4
5439000	3/8/2017	69.5	69.5	0.0826	5.74	3293	27.9115%	Fecal		CFU/100 mL	200	-	28,096.4
5439000	12/9/2019	69.5	69.5	0.0826	5.74	3293	27.9115%	Fecal		CFU/100 mL	200	-	28,096.4
5439000	7/4/2015	69.4	69.4	0.0826	5.73	3297	27.9454%	Fecal		CFU/100 mL	200	-	28,056.0
5439000	12/8/2019	69.4	69.4	0.0826	5.73	3297	27.9454%	Fecal		CFU/100 mL	200	-	28,056.0
5439000	10/24/1993	69.3	69.3	0.0826	5.72	3299	27.9624%	Fecal		CFU/100 mL	200	-	28,015.6
5439000	1/3/2007	69.3	69.3	0.0826	5.72	3299	27.9624%	Fecal		CFU/100 mL	200	-	28,015.6
5439000	7/28/2007	69.3	69.3	0.0826	5.72	3299	27.9624%	Fecal		CFU/100 mL	200	-	28,015.6
5439000	4/7/2004	69.2	69.2	0.0826	5.72	3302	27.9878%	Fecal		CFU/100 mL	200	-	27,975.2
5439000	1/8/2009	69.2	69.2	0.0826	5.72	3302	27.9878%	Fecal		CFU/100 mL	200	-	27,975.2
5439000	7/12/2010	69.2	69.2	0.0826	5.72	3302	27.9878%	Fecal		CFU/100 mL	200	-	27,975.2
5439000	7/5/2018	69.2	69.2	0.0826	5.72	3302	27.9878%	Fecal		CFU/100 mL	200	-	27,975.2
5439000	11/15/2019	69.2	69.2	0.0826	5.72	3302	27.9878%	Fecal		CFU/100 mL	200	-	27,975.2
5439000	11/17/2019	69.2	69.2	0.0826	5.72	3302	27.9878%	Fecal		CFU/100 mL	200	-	27,975.2
5439000	4/18/2020	69.2	69.2	0.0826	5.72	3302	27.9878%	Fecal		CFU/100 mL	200	-	27,975.2
5439000	1/2/2007	69.1	69.1	0.0826	5.71	3309	28.0471%	Fecal		CFU/100 mL	200	-	27,934.7
5439000	6/25/2019	69.1	69.1	0.0826	5.71	3309	28.0471%	Fecal		CFU/100 mL	200	-	27,934.7
5439000	7/6/2021	69.1	69.1	0.0826	5.71	3309	28.0471%	Fecal		CFU/100 mL	200	-	27,934.7
5439000	6/21/1990	69	69	0.0826	5.70	3312	28.0726%	Fecal		CFU/100 mL	200	-	27,894.3
5439000	8/5/1990	69	69	0.0826	5.70	3312	28.0726%	Fecal		CFU/100 mL	200	-	27,894.3
5439000	4/8/1991	69	69	0.0826	5.70	3312	28.0726%	Fecal		CFU/100 mL	200	-	27,894.3
5439000	12/15/1996	69	69	0.0826	5.70	3312	28.0726%	Fecal		CFU/100 mL	200	-	27,894.3
5439000	6/26/1997	69	69	0.0826	5.70	3312	28.0726%	Fecal		CFU/100 mL	200	-	27,894.3
5439000	2/22/1998	69	69	0.0826	5.70	3312	28.0726%	Fecal		CFU/100 mL	200	-	27,894.3
5439000	2/26/1998	69	69	0.0826	5.70	3312	28.0726%	Fecal		CFU/100 mL	200	-	27,894.3
5439000	5/27/1998	69	69	0.0826	5.70	3312	28.0726%	Fecal		CFU/100 mL	200	-	27,894.3
5439000	6/23/1998	69	69	0.0826	5.70	3312	28.0726%	Fecal		CFU/100 mL	200	-	27,894.3
5439000	3/24/1999	69	69	0.0826	5.70	3312	28.0726%	Fecal		CFU/100 mL	200	-	27,894.3
5439000	5/27/1999	69	69	0.0826	5.70	3312	28.0726%	Fecal		CFU/100 mL	200	-	27,894.3
5439000	5/28/1999	69	69	0.0826	5.70	3312	28.0726%	Fecal		CFU/100 mL	200	-	27,894.3
5439000	4/10/2001	69	69	0.0826	5.70	3312	28.0726%	Fecal		CFU/100 mL	200	-	27,894.3
5439000	3/4/2004	69	69	0.0826	5.70	3312	28.0726%	Fecal		CFU/100 mL	200	-	27,894.3
5439000	7/27/2010	69	69	0.0826	5.70	3312	28.0726%	Fecal		CFU/100 mL	200	-	27,894.3
5439000	6/5/2015	69	69	0.0826	5.70	3312	28.0726%	Fecal		CFU/100 mL	200	-	27,894.3
5439000	6/18/2013	68.9	68.9	0.0826	5.69	3328	28.2082%	Fecal		CFU/100 mL	200	-	27,853.9
5439000	6/22/2016	68.9	68.9	0.0826	5.69	3328	28.2082%	Fecal		CFU/100 mL	200	-	27,853.9
5439000	6/7/2007	68.8	68.8	0.0826	5.68	3330	28.2251%	Fecal		CFU/100 mL	200	-	27,813.5
5439000	7/10/2013	68.8	68.8	0.0826	5.68	3330	28.2251%	Fecal		CFU/100 mL	200	-	27,813.5
5439000	6/3/2017	68.8	68.8	0.0826	5.68	3330	28.2251%	Fecal		CFU/100 mL	200	-	27,813.5
5439000	5/7/2007	68.7	68.7	0.0826	5.68	3333	28.2506%	Fecal		CFU/100 mL	200	-	27,773.0
5439000	10/15/2014	68.7	68.7	0.0826	5.68	3333	28.2506%	Fecal		CFU/100 mL	200	-	27,773.0
5439000	4/20/2019	68.7	68.7	0.0826	5.68	3333	28.2506%	Fecal		CFU/100 mL	200	-	27,773.0

Gage ID	Date	Discharge (CFS)	Gage Discharge (less Surrogate NPDES) (CFS)	Watershed Area Ratio	Calculated flow (CFS)	Rank	Flow Exceedance %	Parameter	Results	Units (mg or micro_gram	Limit/Standard	Actual Load (million colonies/day)	Allowable Load (million colonies/day)
5439000	6/28/2006	68.6	68.6	0.0826	5.67	3336	28.2760%	Fecal		CFU/100 mL	200	-	27,732.6
5439000	5/27/2010	68.4	68.4	0.0826	5.65	3337	28.2845%	Fecal		CFU/100 mL	200	-	27,651.7
5439000	3/10/2016	68.4	68.4	0.0826	5.65	3337	28.2845%	Fecal		CFU/100 mL	200	-	27,651.7
5439000	12/18/1993	68.2	68.2	0.0826	5.63	3339	28.3014%	Fecal		CFU/100 mL	200	-	27,570.9
5439000	4/4/2010	68.2	68.2	0.0826	5.63	3339	28.3014%	Fecal		CFU/100 mL	200	-	27,570.9
5439000	4/16/2011	68.2	68.2	0.0826	5.63	3339	28.3014%	Fecal		CFU/100 mL	200	-	27,570.9
5439000	4/7/2014	68.2	68.2	0.0826	5.63	3339	28.3014%	Fecal		CFU/100 mL	200	-	27,570.9
5439000	6/23/2004	68.1	68.1	0.0826	5.63	3343	28.3353%	Fecal		CFU/100 mL	200	-	27,530.5
5439000	1/7/2010	68.1	68.1	0.0826	5.63	3343	28.3353%	Fecal		CFU/100 mL	200	-	27,530.5
5439000	10/6/2018	68.1	68.1	0.0826	5.63	3343	28.3353%	Fecal		CFU/100 mL	200	-	27,530.5
5439000	4/12/2020	68.1	68.1	0.0826	5.63	3343	28.3353%	Fecal		CFU/100 mL	200	-	27,530.5
5439000	4/20/1990	68	68	0.0826	5.62	3347	28.3692%	Fecal		CFU/100 mL	200	-	27,490.0
5439000	4/21/1990	68	68	0.0826	5.62	3347	28.3692%	Fecal		CFU/100 mL	200	-	27,490.0
5439000	6/1/1990	68	68	0.0826	5.62	3347	28.3692%	Fecal		CFU/100 mL	200	-	27,490.0
5439000	12/18/1991	68	68	0.0826	5.62	3347	28.3692%	Fecal		CFU/100 mL	200	-	27,490.0
5439000	2/21/1992	68	68	0.0826	5.62	3347	28.3692%	Fecal		CFU/100 mL	200	-	27,490.0
5439000	2/3/1993	68	68	0.0826	5.62	3347	28.3692%	Fecal		CFU/100 mL	200	-	27,490.0
5439000	2/8/1993	68	68	0.0826	5.62	3347	28.3692%	Fecal		CFU/100 mL	200	-	27,490.0
5439000	3/19/1995	68	68	0.0826	5.62	3347	28.3692%	Fecal		CFU/100 mL	200	-	27,490.0
5439000	6/13/1995	68	68	0.0826	5.62	3347	28.3692%	Fecal		CFU/100 mL	200	-	27,490.0
5439000	3/17/1997	68	68	0.0826	5.62	3347	28.3692%	Fecal		CFU/100 mL	200	-	27,490.0
5439000	3/26/1997	68	68	0.0826	5.62	3347	28.3692%	Fecal		CFU/100 mL	200	-	27,490.0
5439000	3/27/1997	68	68	0.0826	5.62	3347	28.3692%	Fecal		CFU/100 mL	200	-	27,490.0
5439000	3/28/1997	68	68	0.0826	5.62	3347	28.3692%	Fecal		CFU/100 mL	200	-	27,490.0
5439000	4/17/1997	68	68	0.0826	5.62	3347	28.3692%	Fecal		CFU/100 mL	200	-	27,490.0
5439000	5/18/1997	68	68	0.0826	5.62	3347	28.3692%	Fecal		CFU/100 mL	200	-	27,490.0
5439000	6/12/1997	68	68	0.0826	5.62	3347	28.3692%	Fecal		CFU/100 mL	200	-	27,490.0
5439000	1/14/1998	68	68	0.0826	5.62	3347	28.3692%	Fecal		CFU/100 mL	200	-	27,490.0
5439000	12/12/1998	68	68	0.0826	5.62	3347	28.3692%	Fecal		CFU/100 mL	200	-	27,490.0
5439000	6/26/1999	68	68	0.0826	5.62	3347	28.3692%	Fecal		CFU/100 mL	200	-	27,490.0
5439000	3/2/2000	68	68	0.0826	5.62	3347	28.3692%	Fecal		CFU/100 mL	200	-	27,490.0
5439000	5/15/2000	68	68	0.0826	5.62	3347	28.3692%	Fecal		CFU/100 mL	200	-	27,490.0
5439000	6/8/2000	68	68	0.0826	5.62	3347	28.3692%	Fecal		CFU/100 mL	200	-	27,490.0
5439000	7/8/2000	68	68	0.0826	5.62	3347	28.3692%	Fecal		CFU/100 mL	200	-	27,490.0
5439000	11/9/2000	68	68	0.0826	5.62	3347	28.3692%	Fecal		CFU/100 mL	200	-	27,490.0
5439000	6/13/2001	68	68	0.0826	5.62	3347	28.3692%	Fecal		CFU/100 mL	200	-	27,490.0
5439000	12/4/2006	68	68	0.0826	5.62	3347	28.3692%	Fecal		CFU/100 mL	200	-	27,490.0
5439000	7/18/2020	68	68	0.0826	5.62	3347	28.3692%	Fecal		CFU/100 mL	200	-	27,490.0
5439000	12/7/2019	67.9	67.9	0.0826	5.61	3374	28.5981%	Fecal		CFU/100 mL	200	-	27,449.6
5439000	5/28/2007	67.8	67.8	0.0826	5.60	3375	28.6065%	Fecal		CFU/100 mL	200	-	27,409.2
5439000	10/30/2017	67.8	67.8	0.0826	5.60	3375	28.6065%	Fecal		CFU/100 mL	200	-	27,409.2
5439000	4/28/2004	67.7	67.7	0.0826	5.59	3377	28.6235%	Fecal		CFU/100 mL	200	-	27,368.8
5439000	4/19/2007	67.7	67.7	0.0826	5.59	3377	28.6235%	Fecal		CFU/100 mL	200	-	27,368.8
5439000	12/12/2015	67.7	67.7	0.0826	5.59	3377	28.6235%	Fecal		CFU/100 mL	200	-	27,368.8
5439000	5/9/2018	67.7	67.7	0.0826	5.59	3377	28.6235%	Fecal		CFU/100 mL	200	-	27,368.8
5439000	4/1/2021	67.7	67.7	0.0826	5.59	3377	28.6235%	Fecal		CFU/100 mL	200	-	27,368.8
5439000	2/10/2020	67.6	67.6	0.0826	5.58	3382	28.6659%	Fecal		CFU/100 mL	200	-	27,328.3
5439000	3/3/2020	67.6	67.6	0.0826	5.58	3382	28.6659%	Fecal		CFU/100 mL	200	-	27,328.3
5439000	4/11/2020	67.6	67.6	0.0826	5.58	3382	28.6659%	Fecal		CFU/100 mL	200	-	27,328.3
5439000	5/12/2021	67.6	67.6	0.0826	5.58	3382	28.6659%	Fecal		CFU/100 mL	200	-	27,328.3
5439000	4/23/2008	67.5	67.5	0.0826	5.58	3386	28.6998%	Fecal		CFU/100 mL	200	-	27,287.9
5439000	5/9/2011	67.5	67.5	0.0826	5.58	3386	28.6998%	Fecal		CFU/100 mL	200	-	27,287.9
5439000	6/20/2016	67.5	67.5	0.0826	5.58	3386	28.6998%	Fecal		CFU/100 mL	200	-	27,287.9
5439000	11/13/2008	67.4	67.4	0.0826	5.57	3389	28.7252%	Fecal		CFU/100 mL	200	-	27,247.5
5439000	5/11/2013	67.4	67.4	0.0826	5.57	3389	28.7252%	Fecal		CFU/100 mL	200	-	27,247.5
5439000	3/1/2004	67.3	67.3	0.0826	5.56	3391	28.7422%	Fecal		CFU/100 mL	200	-	27,207.1
5439000	4/24/2008	67.3	67.3	0.0826	5.56	3391	28.7422%	Fecal		CFU/100 mL	200	-	27,207.1
5439000	11/12/2009	67.3	67.3	0.0826	5.56	3391	28.7422%	Fecal		CFU/100 mL	200	-	27,207.1
5439000	11/16/2019	67.3	67.3	0.0826	5.56	3391	28.7422%	Fecal		CFU/100 mL	200	-	27,207.1
5439000	4/15/2021	67.3	67.3	0.0826	5.56	3391	28.7422%	Fecal		CFU/100 mL	200	-	27,207.1
5439000	12/21/1993	67.2	67.2	0.0826	5.55	3396	28.7845%	Fecal		CFU/100 mL	200	-	27,166.6
5439000	3/2/1994	67.2	67.2	0.0826	5.55	3396	28.7845%	Fecal		CFU/100 mL	200	-	27,166.6
5439000	3/19/2011	67.2	67.2	0.0826	5.55	3396	28.7845%	Fecal		CFU/100 mL	200	-	27,166.6
5439000	4/10/2007	67.1	67.1	0.0826	5.54	3399	28.8100%	Fecal		CFU/100 mL	200	-	27,126.2
5439000	4/26/2008	67.1	67.1	0.0826	5.54	3399	28.8100%	Fecal		CFU/100 mL	200	-	27,126.2
5439000	1/9/2009	67.1	67.1	0.0826	5.54	3399	28.8100%	Fecal		CFU/100 mL	200	-	27,126.2
5439000	2/1/2010	67.1	67.1	0.0826	5.54	3399	28.8100%	Fecal		CFU/100 mL	200	-	27,126.2
5439000	3/16/2012	67.1	67.1	0.0826	5.54	3399	28.8100%	Fecal		CFU/100 mL	200	-	27,126.2
5439000	7/5/2019	67.1	67.1	0.0826	5.54	3399	28.8100%	Fecal		CFU/100 mL	200	-	27,126.2
5439000	6/2/1990	67	67	0.0826	5.53	3405	28.8608%	Fecal		CFU/100 mL	200	-	27,085.8
5439000	6/26/1990	67	67	0.0826	5.53	3405	28.8608%	Fecal		CFU/100 mL	200	-	27,085.8
5439000	4/29/1991	67	67	0.0826	5.53	3405	28.8608%	Fecal		CFU/100 mL	200	-	27,085.8
5439000	5/10/1991	67	67	0.0826	5.53	3405	28.8608%	Fecal		CFU/100 mL	200	-	27,085.8
5439000	6/10/1991	67	67	0.0826	5.53	3405	28.8608%	Fecal		CFU/100 mL	200	-	27,085.8
5439000	1/20/1993	67	67	0.0826	5.53	3405	28.8608%	Fecal		CFU/100 mL	200	-	27,085.8
5439000	12/2/1994	67	67	0.0826	5.53	3405	28.8608%	Fecal		CFU/100 mL	200	-	27,085.8
5439000	3/20/1995	67	67	0.0826	5.53	3405	28.8608%	Fecal		CFU/100 mL	200	-	27,085.8
5439000	3/31/1995	67	67	0.0826	5.53	3405	28.8608%	Fecal		CFU/100 mL	200	-	27,085.8
5439000	6/16/1995	67	67	0.0826	5.53	3405	28.8608%	Fecal		CFU/100 mL	200	-	27,085.8
5439000	8/15/1995	67	67	0.0826	5.53	3405	28.8608%	Fecal		CFU/100 mL	200	-	27,085.8
5439000	5/15/1997	67	67	0.0826	5.53	3405	28.8608%	Fecal		CFU/100 mL	200	-	27,085.8
5439000	2/24/1998	67	67	0.0826	5.53	3405	28.8608%	Fecal		CFU/100 mL	200	-	27,085.8
5439000	3/5/1998	67	67	0.0826	5.53	3405	28.8608%	Fecal		CFU/100 mL	200	-	27,085.8
5439000	7/6/1998	67	67	0.0826	5.53	3405	28.8608%	Fecal		CFU/100 mL	200	-	27,085.8
5439000	11/15/1998	67	67	0.0826	5.53	3405	28.8608%	Fecal		CFU/100 mL	200	-	27,085.8
5439000	4/28/2000	67	67	0.0826	5.53	3405	28.8608%	Fecal		CFU/100 mL	200	-	27,085.8
5439000	4/22/2001	67	67	0.0826	5.53	3405	28.8608%	Fecal		CFU/100 mL	200	-	27,085.8
5439000	6/29/2009	67	67	0.0826	5.53	3405	28.8608%	Fecal		CFU/100 mL	200	-	27,085.8
5439000	3/9/2005	66.9	66.9	0.0826	5.53	3424	29.0219%	Fecal		CFU/100 mL	200	-	27,045.3
5439000	2/28/2012	66.9	66.9	0.0826	5.53	3424	29.0219%	Fecal		CFU/100 mL	200	-	27,045.3
5439000	4/20/2015	66.9	66.9	0.0826	5.53	3424	29.0219%	Fecal		CFU/100 mL	200	-	27,045.3
5439000	6/7/2016	66.9	66.9	0.0826	5.53	3424	29.0219%	Fecal		CFU/100 mL	200	-	27,045.3
5439000	1/8/2007	66.8	66.8	0.0826	5.52	3428	29.0558%	Fecal		CFU/100 mL	200	-	27,004.9
5439000	7/24/2011	66.8	66.8	0.0826	5.52	3428	29.0558%	Fecal		CFU/100 mL	200	-	27,004.9
5439000	4/15/2015	66.8	66.8	0.0826	5.52	3428	29.0558%	Fecal		CFU/100 mL	200	-	27,004.9
5439000	3/7/2019	66.8	66.8	0.0826	5.52	3428	29.0558%	Fecal		CFU/100 mL	200	-	27,004.9
5439000	12/26/2011	66.7	66.7	0.0826	5.51	3432	29.0897%	Fecal		CFU/100 mL	200	-	26,964.5
5439000	6/18/2017	66.7	66.7	0.0826	5.51	3432	29.0897%	Fecal		CFU/100 mL	200	-	26,964.5
5439000	1/27/2019	66.7	66.7	0.0826	5.51	3432	29.0897%	Fecal		CFU/100 mL	200	-	26,964.5
5439000	12/5/2006	66.5	66.5	0.0826	5.49	3435	29.1151%	Fecal		CFU/100 mL	200	-	26,883.6
5439000	12/8/2011	66.5	66.5	0.0826	5.49	3435	29.1151%	Fecal		CFU/100 mL	200	-	26,883.6
5439000	6/15/2014	66.5	66.5	0.0826	5.49	3435	29.1151%	Fecal		CFU/100 mL	200	-	26,883.6
5439000	6/5/2020	66.5	66.5	0.0826	5.49	3435	29.1151%	Fecal		CFU/100 mL	200	-	26,883.6
5439000	5/24/2010	66.4	66.4	0.0826	5.49	3439	29.1490%	Fecal		CFU/100 mL	200	-	26,843.2
5439000	2/13/2013	66.4	66.4	0.0826	5.49	3439	29.1490%	Fecal		CFU/100 mL	200	-	26,843.2
5439000	1/10/2020	66.4	66.4	0.0826	5.49	3439	29.1490%	Fecal		CFU/100 mL	200	-	26,843.2
5439000	5/30/2003	66.3	66.3	0.0826	5.48	3442	29.1744%	Fecal		CFU/100 mL	200	-	26,802.8
5439000	7/26/2007	66.3	66.3	0.0826	5.48	3442	29.1744%	Fecal		CFU/100 mL	200	-	26,802.8
5439000	4/13/2016	66.3	66.3	0.0826	5.48	3442	29.1744%	Fecal		CFU/100 mL	200	-	26,802.8
5439000	2/15/2020	66.3	66.3	0.0826	5.48	3442	29.1744%	Fecal		CFU/100 mL	200	-	26,802.8
5439000	5/12/2020	66.3	66.3	0.0826	5.48	3442	29.1744%	Fecal		CFU/100 mL	200	-	26,802.8
5439000	2/22/2005	66.2	66.2	0.0826	5.47	3447	29.2168%	Fecal		CFU/100 mL	200	-	26,762.4
5439000	3/29/2011	66.2	66.2	0.0826	5.47	3447	29.2168%	Fecal		CFU/100 mL	200	-	26,762.4
5439000	5/10/2011	66.2	66.2	0.0826	5.47	3447	29.2168%	Fecal		CFU/100 mL	200	-	26,762.4
5439000	7/6/2019	66.2	66.2	0.0826	5.47	3447	29.2168%	Fecal		CFU/100 mL	200	-	26,762.4

Gage ID	Date	Discharge (CFS)	Gage Discharge (less Surrogate NPDES) (CFS)	Watershed Area Ratio	Calculated flow (CFS)	Rank	Flow Exceedance %	Parameter	Results	Units (mg or micro_gram	Limit/Standard	Actual Load (million colonies/day)	Allowable Load (million colonies/day)
5439000	5/9/2010	66.1	66.1	0.0826	5.46	3451	29.2507%	Fecal		CFU/100 mL	200	-	26,721.9
5439000	7/21/2015	66.1	66.1	0.0826	5.46	3451	29.2507%	Fecal		CFU/100 mL	200	-	26,721.9
5439000	3/5/2022	37.4	37.4	0.1459	5.46	3453	29.2677%	Fecal		CFU/100 mL	200	-	26,709.4
5439000	4/2/1990	66	66	0.0826	5.45	3454	29.2761%	Fecal		CFU/100 mL	200	-	26,681.5
5439000	4/22/1990	66	66	0.0826	5.45	3454	29.2761%	Fecal		CFU/100 mL	200	-	26,681.5
5439000	12/23/1990	66	66	0.0826	5.45	3454	29.2761%	Fecal		CFU/100 mL	200	-	26,681.5
5439000	12/6/1991	66	66	0.0826	5.45	3454	29.2761%	Fecal		CFU/100 mL	200	-	26,681.5
5439000	3/15/1992	66	66	0.0826	5.45	3454	29.2761%	Fecal		CFU/100 mL	200	-	26,681.5
5439000	4/11/1992	66	66	0.0826	5.45	3454	29.2761%	Fecal		CFU/100 mL	200	-	26,681.5
5439000	4/26/1992	66	66	0.0826	5.45	3454	29.2761%	Fecal		CFU/100 mL	200	-	26,681.5
5439000	5/16/1993	66	66	0.0826	5.45	3454	29.2761%	Fecal		CFU/100 mL	200	-	26,681.5
5439000	5/17/1993	66	66	0.0826	5.45	3454	29.2761%	Fecal		CFU/100 mL	200	-	26,681.5
5439000	6/15/1995	66	66	0.0826	5.45	3454	29.2761%	Fecal		CFU/100 mL	200	-	26,681.5
5439000	11/18/1995	66	66	0.0826	5.45	3454	29.2761%	Fecal		CFU/100 mL	200	-	26,681.5
5439000	11/19/1995	66	66	0.0826	5.45	3454	29.2761%	Fecal		CFU/100 mL	200	-	26,681.5
5439000	5/17/1996	66	66	0.0826	5.45	3454	29.2761%	Fecal		CFU/100 mL	200	-	26,681.5
5439000	8/18/1996	66	66	0.0826	5.45	3454	29.2761%	Fecal		CFU/100 mL	200	-	26,681.5
5439000	4/19/1997	66	66	0.0826	5.45	3454	29.2761%	Fecal		CFU/100 mL	200	-	26,681.5
5439000	5/22/1997	66	66	0.0826	5.45	3454	29.2761%	Fecal		CFU/100 mL	200	-	26,681.5
5439000	2/23/1998	66	66	0.0826	5.45	3454	29.2761%	Fecal		CFU/100 mL	200	-	26,681.5
5439000	5/29/1998	66	66	0.0826	5.45	3454	29.2761%	Fecal		CFU/100 mL	200	-	26,681.5
5439000	12/6/1998	66	66	0.0826	5.45	3454	29.2761%	Fecal		CFU/100 mL	200	-	26,681.5
5439000	3/3/1999	66	66	0.0826	5.45	3454	29.2761%	Fecal		CFU/100 mL	200	-	26,681.5
5439000	7/22/1999	66	66	0.0826	5.45	3454	29.2761%	Fecal		CFU/100 mL	200	-	26,681.5
5439000	7/15/2000	66	66	0.0826	5.45	3454	29.2761%	Fecal		CFU/100 mL	200	-	26,681.5
5439000	3/30/2001	66	66	0.0826	5.45	3454	29.2761%	Fecal		CFU/100 mL	200	-	26,681.5
5439000	3/31/2001	66	66	0.0826	5.45	3454	29.2761%	Fecal		CFU/100 mL	200	-	26,681.5
5439000	4/5/2001	66	66	0.0826	5.45	3454	29.2761%	Fecal		CFU/100 mL	200	-	26,681.5
5439000	4/23/2001	66	66	0.0826	5.45	3454	29.2761%	Fecal		CFU/100 mL	200	-	26,681.5
5439000	1/17/2005	66	66	0.0826	5.45	3454	29.2761%	Fecal		CFU/100 mL	200	-	26,681.5
5439000	12/3/2006	66	66	0.0826	5.45	3454	29.2761%	Fecal		CFU/100 mL	200	-	26,681.5
5439000	6/4/2017	66	66	0.0826	5.45	3454	29.2761%	Fecal		CFU/100 mL	200	-	26,681.5
5439000	4/27/2002	65.9	65.9	0.0826	5.44	3483	29.5220%	Fecal		CFU/100 mL	200	-	26,641.1
5439000	11/3/2016	65.8	65.8	0.0826	5.44	3484	29.5304%	Fecal		CFU/100 mL	200	-	26,600.7
5439000	1/22/2020	65.8	65.8	0.0826	5.44	3484	29.5304%	Fecal		CFU/100 mL	200	-	26,600.7
5439000	4/25/2020	65.8	65.8	0.0826	5.44	3484	29.5304%	Fecal		CFU/100 mL	200	-	26,600.7
5439000	11/28/2011	65.7	65.7	0.0826	5.43	3487	29.5559%	Fecal		CFU/100 mL	200	-	26,560.2
5439000	2/27/2020	65.7	65.7	0.0826	5.43	3487	29.5559%	Fecal		CFU/100 mL	200	-	26,560.2
5439000	6/20/2002	65.6	65.6	0.0826	5.42	3489	29.5728%	Fecal		CFU/100 mL	200	-	26,519.8
5439000	6/27/2020	65.6	65.6	0.0826	5.42	3489	29.5728%	Fecal		CFU/100 mL	200	-	26,519.8
5439000	1/7/2007	65.5	65.5	0.0826	5.41	3491	29.5898%	Fecal		CFU/100 mL	200	-	26,479.4
5439000	3/26/2015	65.5	65.5	0.0826	5.41	3491	29.5898%	Fecal		CFU/100 mL	200	-	26,479.4
5439000	11/22/2017	65.5	65.5	0.0826	5.41	3491	29.5898%	Fecal		CFU/100 mL	200	-	26,479.4
5439000	8/14/1994	65.4	65.4	0.0826	5.40	3494	29.6152%	Fecal		CFU/100 mL	200	-	26,438.9
5439000	3/19/2002	65.4	65.4	0.0826	5.40	3494	29.6152%	Fecal		CFU/100 mL	200	-	26,438.9
5439000	12/30/2011	65.3	65.3	0.0826	5.39	3496	29.6321%	Fecal		CFU/100 mL	200	-	26,398.5
5439000	4/3/2019	65.3	65.3	0.0826	5.39	3496	29.6321%	Fecal		CFU/100 mL	200	-	26,398.5
5439000	6/9/2020	65.3	65.3	0.0826	5.39	3496	29.6321%	Fecal		CFU/100 mL	200	-	26,398.5
5439000	2/22/2008	65.2	65.2	0.0826	5.39	3499	29.6576%	Fecal		CFU/100 mL	200	-	26,358.1
5439000	8/23/2011	65.2	65.2	0.0826	5.39	3499	29.6576%	Fecal		CFU/100 mL	200	-	26,358.1
5439000	12/2/2009	65.1	65.1	0.0826	5.38	3501	29.6745%	Fecal		CFU/100 mL	200	-	26,317.7
5439000	8/1/2017	65.1	65.1	0.0826	5.38	3501	29.6745%	Fecal		CFU/100 mL	200	-	26,317.7
5439000	12/31/1990	65	65	0.0826	5.37	3503	29.6915%	Fecal		CFU/100 mL	200	-	26,277.2
5439000	2/23/1992	65	65	0.0826	5.37	3503	29.6915%	Fecal		CFU/100 mL	200	-	26,277.2
5439000	3/2/1992	65	65	0.0826	5.37	3503	29.6915%	Fecal		CFU/100 mL	200	-	26,277.2
5439000	3/29/1992	65	65	0.0826	5.37	3503	29.6915%	Fecal		CFU/100 mL	200	-	26,277.2
5439000	4/15/1992	65	65	0.0826	5.37	3503	29.6915%	Fecal		CFU/100 mL	200	-	26,277.2
5439000	12/10/1992	65	65	0.0826	5.37	3503	29.6915%	Fecal		CFU/100 mL	200	-	26,277.2
5439000	1/16/1993	65	65	0.0826	5.37	3503	29.6915%	Fecal		CFU/100 mL	200	-	26,277.2
5439000	1/26/1995	65	65	0.0826	5.37	3503	29.6915%	Fecal		CFU/100 mL	200	-	26,277.2
5439000	11/21/1995	65	65	0.0826	5.37	3503	29.6915%	Fecal		CFU/100 mL	200	-	26,277.2
5439000	12/14/1996	65	65	0.0826	5.37	3503	29.6915%	Fecal		CFU/100 mL	200	-	26,277.2
5439000	5/23/1997	65	65	0.0826	5.37	3503	29.6915%	Fecal		CFU/100 mL	200	-	26,277.2
5439000	5/28/1997	65	65	0.0826	5.37	3503	29.6915%	Fecal		CFU/100 mL	200	-	26,277.2
5439000	2/8/1998	65	65	0.0826	5.37	3503	29.6915%	Fecal		CFU/100 mL	200	-	26,277.2
5439000	5/28/1998	65	65	0.0826	5.37	3503	29.6915%	Fecal		CFU/100 mL	200	-	26,277.2
5439000	6/24/1998	65	65	0.0826	5.37	3503	29.6915%	Fecal		CFU/100 mL	200	-	26,277.2
5439000	10/23/1998	65	65	0.0826	5.37	3503	29.6915%	Fecal		CFU/100 mL	200	-	26,277.2
5439000	2/20/1999	65	65	0.0826	5.37	3503	29.6915%	Fecal		CFU/100 mL	200	-	26,277.2
5439000	2/28/1999	65	65	0.0826	5.37	3503	29.6915%	Fecal		CFU/100 mL	200	-	26,277.2
5439000	3/29/2010	65	65	0.0826	5.37	3503	29.6915%	Fecal		CFU/100 mL	200	-	26,277.2
5439000	1/31/2013	65	65	0.0826	5.37	3503	29.6915%	Fecal		CFU/100 mL	200	-	26,277.2
5439000	3/22/2013	65	65	0.0826	5.37	3503	29.6915%	Fecal		CFU/100 mL	200	-	26,277.2
5439000	2/19/2018	65	65	0.0826	5.37	3503	29.6915%	Fecal		CFU/100 mL	200	-	26,277.2
5439000	1/20/2019	65	65	0.0826	5.37	3503	29.6915%	Fecal		CFU/100 mL	200	-	26,277.2
5439000	6/28/2019	65	65	0.0826	5.37	3503	29.6915%	Fecal		CFU/100 mL	200	-	26,277.2
5439000	6/25/2011	64.9	64.9	0.0826	5.36	3527	29.8949%	Fecal		CFU/100 mL	200	-	26,236.8
5439000	3/31/2021	64.9	64.9	0.0826	5.36	3527	29.8949%	Fecal		CFU/100 mL	200	-	26,236.8
5439000	5/13/2018	64.8	64.8	0.0826	5.35	3529	29.9118%	Fecal		CFU/100 mL	200	-	26,196.4
5439000	3/1/1994	64.7	64.7	0.0826	5.34	3530	29.9203%	Fecal		CFU/100 mL	200	-	26,156.0
5439000	3/10/2005	64.7	64.7	0.0826	5.34	3530	29.9203%	Fecal		CFU/100 mL	200	-	26,156.0
5439000	10/11/2008	64.7	64.7	0.0826	5.34	3530	29.9203%	Fecal		CFU/100 mL	200	-	26,156.0
5439000	1/1/2012	64.7	64.7	0.0826	5.34	3530	29.9203%	Fecal		CFU/100 mL	200	-	26,156.0
5439000	3/9/2022	36.6	36.6	0.1459	5.34	3534	29.9542%	Fecal		CFU/100 mL	200	-	26,138.1
5439000	4/23/2002	64.6	64.6	0.0826	5.34	3535	29.9627%	Fecal		CFU/100 mL	200	-	26,115.5
5439000	5/29/2003	64.6	64.6	0.0826	5.34	3535	29.9627%	Fecal		CFU/100 mL	200	-	26,115.5
5439000	4/12/2011	64.6	64.6	0.0826	5.34	3535	29.9627%	Fecal		CFU/100 mL	200	-	26,115.5
5439000	7/2/2019	64.6	64.6	0.0826	5.34	3535	29.9627%	Fecal		CFU/100 mL	200	-	26,115.5
5439000	4/8/2004	64.5	64.5	0.0826	5.33	3539	29.9966%	Fecal		CFU/100 mL	200	-	26,075.1
5439000	5/20/2008	64.5	64.5	0.0826	5.33	3539	29.9966%	Fecal		CFU/100 mL	200	-	26,075.1
5439000	6/9/2015	64.5	64.5	0.0826	5.33	3539	29.9966%	Fecal		CFU/100 mL	200	-	26,075.1
5439000	7/8/2016	64.5	64.5	0.0826	5.33	3539	29.9966%	Fecal		CFU/100 mL	200	-	26,075.1
5439000	3/11/2018	64.5	64.5	0.0826	5.33	3539	29.9966%	Fecal		CFU/100 mL	200	-	26,075.1
5439000	3/20/2002	64.4	64.4	0.0826	5.32	3544	30.0390%	Fecal		CFU/100 mL	200	-	26,034.7
5439000	9/12/2007	64.4	64.4	0.0826	5.32	3544	30.0390%	Fecal		CFU/100 mL	200	-	26,034.7
5439000	4/17/2010	64.4	64.4	0.0826	5.32	3544	30.0390%	Fecal		CFU/100 mL	200	-	26,034.7
5439000	5/11/2011	64.4	64.4	0.0826	5.32	3544	30.0390%	Fecal		CFU/100 mL	200	-	26,034.7
5439000	3/31/2013	64.4	64.4	0.0826	5.32	3544	30.0390%	Fecal		CFU/100 mL	200	-	26,034.7
5439000	3/1/2005	64.3	64.3	0.0826	5.31	3549	30.0814%	Fecal		CFU/100 mL	200	-	25,994.3
5439000	1/4/2012	64.3	64.3	0.0826	5.31	3549	30.0814%	Fecal		CFU/100 mL	200	-	25,994.3
5439000	2/7/2012	64.3	64.3	0.0826	5.31	3549	30.0814%	Fecal		CFU/100 mL	200	-	25,994.3
5439000	4/15/2019	64.3	64.3	0.0826	5.31	3549	30.0814%	Fecal		CFU/100 mL	200	-	25,994.3
5439000	2/27/2002	64.1	64.1	0.0826	5.30	3553	30.1153%	Fecal		CFU/100 mL	200	-	25,913.4
5439000	5/19/2006	64.1	64.1	0.0826	5.30	3553	30.1153%	Fecal		CFU/100 mL	200	-	25,913.4
5439000	11/1/2008	64.1	64.1	0.0826	5.30	3553	30.1153%	Fecal		CFU/100 mL	200	-	25,913.4
5439000	7/25/2016	64.1	64.1	0.0826	5.30	3553	30.1153%	Fecal		CFU/100 mL	200	-	25,913.4
5439000	2/17/2019	64.1	64.1	0.0826	5.30	3553	30.1153%	Fecal		CFU/100 mL	200	-	25,913.4
5439000	4/23/2019	64.1	64.1	0.0826	5.30	3553	30.1153%	Fecal		CFU/100 mL	200	-	25,913.4
5439000	4/23/1990	64	64	0.0826	5.29	3559	30.1661%	Fecal		CFU/100 mL	200	-	25,873.0
5439000	2/13/1991	64	64	0.0826	5.29	3559	30.1661%	Fecal		CFU/100 mL	200	-	25,873.0
5439000	4/28/1991	64	64	0.0826	5.29	3559	30.1661%	Fecal		CFU/100 mL	200	-	25,873.0
5439000	1/19/1992	64	64	0.0826	5.29	3559	30.1661%	Fecal		CFU/100 mL	200	-	25,873.0
5439000	3/24/1992	64	64	0.0826	5.29	3559	30.1661%	Fecal		CFU/100 mL	200	-	25,873.0
5439000	8/26/1993	64	64	0.0826	5.29	3559	30.1661%	Fecal		CFU/100 mL	200	-	25,873.0
5439000	7/3/1994	64	64	0.0826	5.29	3559	30.1661%	Fecal		CFU/100 mL	200	-	25,873.0

Gage ID	Date	Discharge (CFS)	Gage Discharge (less Surrogate NPDES) (CFS)	Watershed Area Ratio	Calculated flow (CFS)	Rank	Flow Exceedance %	Parameter	Results	Units (mg or micro_gram	Limit/Standard	Actual Load (million colonies/day)	Allowable Load (million colonies/day)
5439000	11/3/1994	64	64	0.0826	5.29	3559	30.1661%	Fecal		CFU/100 mL	200	-	25,873.0
5439000	3/6/1998	64	64	0.0826	5.29	3559	30.1661%	Fecal		CFU/100 mL	200	-	25,873.0
5439000	3/10/1999	64	64	0.0826	5.29	3559	30.1661%	Fecal		CFU/100 mL	200	-	25,873.0
5439000	5/29/1999	64	64	0.0826	5.29	3559	30.1661%	Fecal		CFU/100 mL	200	-	25,873.0
5439000	1/17/2008	64	64	0.0826	5.29	3559	30.1661%	Fecal		CFU/100 mL	200	-	25,873.0
5439000	5/7/2018	64	64	0.0826	5.29	3559	30.1661%	Fecal		CFU/100 mL	200	-	25,873.0
5439000	7/6/2018	64	64	0.0826	5.29	3559	30.1661%	Fecal		CFU/100 mL	200	-	25,873.0
5439000	1/24/2019	64	64	0.0826	5.29	3559	30.1661%	Fecal		CFU/100 mL	200	-	25,873.0
5439000	4/19/2020	64	64	0.0826	5.29	3559	30.1661%	Fecal		CFU/100 mL	200	-	25,873.0
5439000	3/28/2014	63.9	63.9	0.0826	5.28	3575	30.3017%	Fecal		CFU/100 mL	200	-	25,832.6
5439000	7/12/2015	63.9	63.9	0.0826	5.28	3575	30.3017%	Fecal		CFU/100 mL	200	-	25,832.6
5439000	5/28/2018	63.9	63.9	0.0826	5.28	3575	30.3017%	Fecal		CFU/100 mL	200	-	25,832.6
5439000	11/13/2009	63.8	63.8	0.0826	5.27	3578	30.3272%	Fecal		CFU/100 mL	200	-	25,792.1
5439000	6/3/2013	63.8	63.8	0.0826	5.27	3578	30.3272%	Fecal		CFU/100 mL	200	-	25,792.1
5439000	3/23/2016	63.7	63.7	0.0826	5.26	3580	30.3441%	Fecal		CFU/100 mL	200	-	25,751.7
5439000	1/8/2020	63.7	63.7	0.0826	5.26	3580	30.3441%	Fecal		CFU/100 mL	200	-	25,751.7
5439000	1/8/2010	63.6	63.6	0.0826	5.25	3582	30.3611%	Fecal		CFU/100 mL	200	-	25,711.3
5439000	12/31/2011	63.6	63.6	0.0826	5.25	3582	30.3611%	Fecal		CFU/100 mL	200	-	25,711.3
5439000	4/8/2019	63.6	63.6	0.0826	5.25	3582	30.3611%	Fecal		CFU/100 mL	200	-	25,711.3
5439000	5/13/2020	63.6	63.6	0.0826	5.25	3582	30.3611%	Fecal		CFU/100 mL	200	-	25,711.3
5439000	3/30/2021	63.6	63.6	0.0826	5.25	3582	30.3611%	Fecal		CFU/100 mL	200	-	25,711.3
5439000	4/30/2006	63.5	63.5	0.0826	5.25	3587	30.4035%	Fecal		CFU/100 mL	200	-	25,670.8
5439000	8/30/2009	63.5	63.5	0.0826	5.25	3587	30.4035%	Fecal		CFU/100 mL	200	-	25,670.8
5439000	6/26/2019	63.5	63.5	0.0826	5.25	3587	30.4035%	Fecal		CFU/100 mL	200	-	25,670.8
5439000	2/25/2004	63.4	63.4	0.0826	5.24	3590	30.4289%	Fecal		CFU/100 mL	200	-	25,630.4
5439000	2/10/2005	63.4	63.4	0.0826	5.24	3590	30.4289%	Fecal		CFU/100 mL	200	-	25,630.4
5439000	5/17/2014	63.4	63.4	0.0826	5.24	3590	30.4289%	Fecal		CFU/100 mL	200	-	25,630.4
5439000	6/1/2018	63.4	63.4	0.0826	5.24	3590	30.4289%	Fecal		CFU/100 mL	200	-	25,630.4
5439000	5/26/2003	63.3	63.3	0.0826	5.23	3594	30.4628%	Fecal		CFU/100 mL	200	-	25,590.0
5439000	6/24/2004	63.3	63.3	0.0826	5.23	3594	30.4628%	Fecal		CFU/100 mL	200	-	25,590.0
5439000	7/18/2014	63.3	63.3	0.0826	5.23	3594	30.4628%	Fecal		CFU/100 mL	200	-	25,590.0
5439000	4/14/2016	63.3	63.3	0.0826	5.23	3594	30.4628%	Fecal		CFU/100 mL	200	-	25,590.0
5439000	7/18/2021	63.3	63.3	0.0826	5.23	3594	30.4628%	Fecal		CFU/100 mL	200	-	25,590.0
5439000	5/13/2006	63.2	63.2	0.0826	5.22	3599	30.5052%	Fecal		CFU/100 mL	200	-	25,549.6
5439000	2/2/2010	63.2	63.2	0.0826	5.22	3599	30.5052%	Fecal		CFU/100 mL	200	-	25,549.6
5439000	12/3/2011	63.2	63.2	0.0826	5.22	3599	30.5052%	Fecal		CFU/100 mL	200	-	25,549.6
5439000	5/15/2012	63.2	63.2	0.0826	5.22	3599	30.5052%	Fecal		CFU/100 mL	200	-	25,549.6
5439000	4/16/2015	63.2	63.2	0.0826	5.22	3599	30.5052%	Fecal		CFU/100 mL	200	-	25,549.6
5439000	6/27/2016	63.2	63.2	0.0826	5.22	3599	30.5052%	Fecal		CFU/100 mL	200	-	25,549.6
5439000	4/23/2004	63.1	63.1	0.0826	5.21	3605	30.5560%	Fecal		CFU/100 mL	200	-	25,509.1
5439000	1/26/2007	63.1	63.1	0.0826	5.21	3605	30.5560%	Fecal		CFU/100 mL	200	-	25,509.1
5439000	11/19/2008	63.1	63.1	0.0826	5.21	3605	30.5560%	Fecal		CFU/100 mL	200	-	25,509.1
5439000	3/29/2014	63.1	63.1	0.0826	5.21	3605	30.5560%	Fecal		CFU/100 mL	200	-	25,509.1
5439000	6/9/2016	63.1	63.1	0.0826	5.21	3605	30.5560%	Fecal		CFU/100 mL	200	-	25,509.1
5439000	12/3/2016	63.1	63.1	0.0826	5.21	3605	30.5560%	Fecal		CFU/100 mL	200	-	25,509.1
5439000	6/17/2017	63.1	63.1	0.0826	5.21	3605	30.5560%	Fecal		CFU/100 mL	200	-	25,509.1
5439000	1/31/2019	63.1	63.1	0.0826	5.21	3605	30.5560%	Fecal		CFU/100 mL	200	-	25,509.1
5439000	4/17/2020	63.1	63.1	0.0826	5.21	3605	30.5560%	Fecal		CFU/100 mL	200	-	25,509.1
5439000	2/24/1990	63	63	0.0826	5.20	3614	30.6323%	Fecal		CFU/100 mL	200	-	25,468.7
5439000	4/4/1990	63	63	0.0826	5.20	3614	30.6323%	Fecal		CFU/100 mL	200	-	25,468.7
5439000	5/11/1991	63	63	0.0826	5.20	3614	30.6323%	Fecal		CFU/100 mL	200	-	25,468.7
5439000	6/15/1991	63	63	0.0826	5.20	3614	30.6323%	Fecal		CFU/100 mL	200	-	25,468.7
5439000	1/10/1992	63	63	0.0826	5.20	3614	30.6323%	Fecal		CFU/100 mL	200	-	25,468.7
5439000	3/16/1992	63	63	0.0826	5.20	3614	30.6323%	Fecal		CFU/100 mL	200	-	25,468.7
5439000	3/17/1992	63	63	0.0826	5.20	3614	30.6323%	Fecal		CFU/100 mL	200	-	25,468.7
5439000	3/27/1992	63	63	0.0826	5.20	3614	30.6323%	Fecal		CFU/100 mL	200	-	25,468.7
5439000	11/8/1992	63	63	0.0826	5.20	3614	30.6323%	Fecal		CFU/100 mL	200	-	25,468.7
5439000	7/8/1993	63	63	0.0826	5.20	3614	30.6323%	Fecal		CFU/100 mL	200	-	25,468.7
5439000	3/28/1994	63	63	0.0826	5.20	3614	30.6323%	Fecal		CFU/100 mL	200	-	25,468.7
5439000	3/27/1995	63	63	0.0826	5.20	3614	30.6323%	Fecal		CFU/100 mL	200	-	25,468.7
5439000	4/25/1995	63	63	0.0826	5.20	3614	30.6323%	Fecal		CFU/100 mL	200	-	25,468.7
5439000	5/6/1995	63	63	0.0826	5.20	3614	30.6323%	Fecal		CFU/100 mL	200	-	25,468.7
5439000	6/14/1995	63	63	0.0826	5.20	3614	30.6323%	Fecal		CFU/100 mL	200	-	25,468.7
5439000	6/17/1995	63	63	0.0826	5.20	3614	30.6323%	Fecal		CFU/100 mL	200	-	25,468.7
5439000	11/3/1995	63	63	0.0826	5.20	3614	30.6323%	Fecal		CFU/100 mL	200	-	25,468.7
5439000	12/17/1996	63	63	0.0826	5.20	3614	30.6323%	Fecal		CFU/100 mL	200	-	25,468.7
5439000	5/1/1997	63	63	0.0826	5.20	3614	30.6323%	Fecal		CFU/100 mL	200	-	25,468.7
5439000	2/9/1998	63	63	0.0826	5.20	3614	30.6323%	Fecal		CFU/100 mL	200	-	25,468.7
5439000	11/16/1998	63	63	0.0826	5.20	3614	30.6323%	Fecal		CFU/100 mL	200	-	25,468.7
5439000	3/2/1999	63	63	0.0826	5.20	3614	30.6323%	Fecal		CFU/100 mL	200	-	25,468.7
5439000	6/27/1999	63	63	0.0826	5.20	3614	30.6323%	Fecal		CFU/100 mL	200	-	25,468.7
5439000	3/3/2000	63	63	0.0826	5.20	3614	30.6323%	Fecal		CFU/100 mL	200	-	25,468.7
5439000	5/16/2000	63	63	0.0826	5.20	3614	30.6323%	Fecal		CFU/100 mL	200	-	25,468.7
5439000	4/1/2001	63	63	0.0826	5.20	3614	30.6323%	Fecal		CFU/100 mL	200	-	25,468.7
5439000	6/15/2001	63	63	0.0826	5.20	3614	30.6323%	Fecal		CFU/100 mL	200	-	25,468.7
5439000	5/15/2006	63	63	0.0826	5.20	3614	30.6323%	Fecal		CFU/100 mL	200	-	25,468.7
5439000	3/9/2017	63	63	0.0826	5.20	3614	30.6323%	Fecal		CFU/100 mL	200	-	25,468.7
5439000	5/8/2007	62.9	62.9	0.0826	5.20	3643	30.8781%	Fecal		CFU/100 mL	200	-	25,428.3
5439000	8/20/2011	62.9	62.9	0.0826	5.20	3643	30.8781%	Fecal		CFU/100 mL	200	-	25,428.3
5439000	1/25/2012	62.9	62.9	0.0826	5.20	3643	30.8781%	Fecal		CFU/100 mL	200	-	25,428.3
5439000	1/31/2012	62.9	62.9	0.0826	5.20	3643	30.8781%	Fecal		CFU/100 mL	200	-	25,428.3
5439000	3/17/2012	62.9	62.9	0.0826	5.20	3643	30.8781%	Fecal		CFU/100 mL	200	-	25,428.3
5439000	1/14/2019	62.9	62.9	0.0826	5.20	3643	30.8781%	Fecal		CFU/100 mL	200	-	25,428.3
5439000	3/3/2019	62.9	62.9	0.0826	5.20	3643	30.8781%	Fecal		CFU/100 mL	200	-	25,428.3
5439000	6/27/2019	62.9	62.9	0.0826	5.20	3643	30.8781%	Fecal		CFU/100 mL	200	-	25,428.3
5439000	6/6/2015	62.8	62.8	0.0826	5.19	3651	30.9459%	Fecal		CFU/100 mL	200	-	25,387.9
5439000	6/5/2017	62.8	62.8	0.0826	5.19	3651	30.9459%	Fecal		CFU/100 mL	200	-	25,387.9
5439000	2/7/2016	62.7	62.7	0.0826	5.18	3653	30.9629%	Fecal		CFU/100 mL	200	-	25,347.4
5439000	3/13/2016	62.7	62.7	0.0826	5.18	3653	30.9629%	Fecal		CFU/100 mL	200	-	25,347.4
5439000	1/29/2019	62.7	62.7	0.0826	5.18	3653	30.9629%	Fecal		CFU/100 mL	200	-	25,347.4
5439000	4/28/2008	62.6	62.6	0.0826	5.17	3656	30.9883%	Fecal		CFU/100 mL	200	-	25,307.0
5439000	6/11/2015	62.6	62.6	0.0826	5.17	3656	30.9883%	Fecal		CFU/100 mL	200	-	25,307.0
5439000	4/21/2019	62.6	62.6	0.0826	5.17	3656	30.9883%	Fecal		CFU/100 mL	200	-	25,307.0
5439000	7/22/2019	62.6	62.6	0.0826	5.17	3656	30.9883%	Fecal		CFU/100 mL	200	-	25,307.0
5439000	12/28/1993	62.5	62.5	0.0826	5.16	3660	31.0222%	Fecal		CFU/100 mL	200	-	25,266.6
5439000	5/10/2002	62.5	62.5	0.0826	5.16	3660	31.0222%	Fecal		CFU/100 mL	200	-	25,266.6
5439000	12/27/2018	62.5	62.5	0.0826	5.16	3660	31.0222%	Fecal		CFU/100 mL	200	-	25,266.6
5439000	4/2/2021	62.5	62.5	0.0826	5.16	3660	31.0222%	Fecal		CFU/100 mL	200	-	25,266.6
5439000	12/3/1993	62.4	62.4	0.0826	5.15	3664	31.0561%	Fecal		CFU/100 mL	200	-	25,226.2
5439000	11/6/2008	62.4	62.4	0.0826	5.15	3664	31.0561%	Fecal		CFU/100 mL	200	-	25,226.2
5439000	9/8/2020	62.4	62.4	0.0826	5.15	3664	31.0561%	Fecal		CFU/100 mL	200	-	25,226.2
5439000	3/20/2015	62.3	62.3	0.0826	5.15	3667	31.0815%	Fecal		CFU/100 mL	200	-	25,185.7
5439000	6/6/2020	62.3	62.3	0.0826	5.15	3667	31.0815%	Fecal		CFU/100 mL	200	-	25,185.7
5439000	3/30/2011	62.2	62.2	0.0826	5.14	3669	31.0985%	Fecal		CFU/100 mL	200	-	25,145.3
5439000	4/15/2016	62.2	62.2	0.0826	5.14	3669	31.0985%	Fecal		CFU/100 mL	200	-	25,145.3
5439000	9/1/2016	62.2	62.2	0.0826	5.14	3669	31.0985%	Fecal		CFU/100 mL	200	-	25,145.3
5439000	3/4/2020	62.2	62.2	0.0826	5.14	3669	31.0985%	Fecal		CFU/100 mL	200	-	25,145.3
5439000	3/4/1994	62.1	62.1	0.0826	5.13	3673	31.1324%	Fecal		CFU/100 mL	200	-	25,104.9
5439000	5/4/2006	62.1	62.1	0.0826	5.13	3673	31.1324%	Fecal		CFU/100 mL	200	-	25,104.9
5439000	6/21/2016	62.1	62.1	0.0826	5.13	3673	31.1324%	Fecal		CFU/100 mL	200	-	25,104.9
5439000	11/23/2017	62.1	62.1	0.0826	5.13	3673	31.1324%	Fecal		CFU/100 mL	200	-	25,104.9
5439000	11/24/2017	62.1	62.1	0.0826	5.13	3673	31.1324%	Fecal		CFU/100 mL	200	-	25,104.9
5439000	1/21/2019	62.1	62.1	0.0826	5.13	3673	31.1324%	Fecal		CFU/100 mL	200	-	25,104.9
5439000	2/11/2020	62.1	62.1	0.0826	5.13	3673	31.1324%	Fecal		CFU/100 mL	200	-	25,104.9
5439000	2/18/1990	62	62	0.0826	5.12	3680	31.1917%	Fecal		CFU/100 mL	200	-	25,064.4

Gage ID	Date	Discharge (CFS)	Gage Discharge (less Surrogate NPDES) (CFS)	Watershed Area Ratio	Calculated flow (CFS)	Rank	Flow Exceedance %	Parameter	Results	Units (mg or micro_gram	Limit/Standard	Actual Load (million colonies/day)	Allowable Load (million colonies/day)
5439000	7/23/1990	62	62	0.0826	5.12	3680	31.1917%	Fecal		CFU/100 mL	200	-	25,064.4
5439000	11/10/1990	62	62	0.0826	5.12	3680	31.1917%	Fecal		CFU/100 mL	200	-	25,064.4
5439000	12/24/1990	62	62	0.0826	5.12	3680	31.1917%	Fecal		CFU/100 mL	200	-	25,064.4
5439000	3/16/1991	62	62	0.0826	5.12	3680	31.1917%	Fecal		CFU/100 mL	200	-	25,064.4
5439000	4/30/1991	62	62	0.0826	5.12	3680	31.1917%	Fecal		CFU/100 mL	200	-	25,064.4
5439000	12/19/1991	62	62	0.0826	5.12	3680	31.1917%	Fecal		CFU/100 mL	200	-	25,064.4
5439000	4/27/1992	62	62	0.0826	5.12	3680	31.1917%	Fecal		CFU/100 mL	200	-	25,064.4
5439000	12/9/1992	62	62	0.0826	5.12	3680	31.1917%	Fecal		CFU/100 mL	200	-	25,064.4
5439000	5/18/1993	62	62	0.0826	5.12	3680	31.1917%	Fecal		CFU/100 mL	200	-	25,064.4
5439000	8/2/1993	62	62	0.0826	5.12	3680	31.1917%	Fecal		CFU/100 mL	200	-	25,064.4
5439000	3/21/1995	62	62	0.0826	5.12	3680	31.1917%	Fecal		CFU/100 mL	200	-	25,064.4
5439000	4/1/1995	62	62	0.0826	5.12	3680	31.1917%	Fecal		CFU/100 mL	200	-	25,064.4
5439000	8/17/1996	62	62	0.0826	5.12	3680	31.1917%	Fecal		CFU/100 mL	200	-	25,064.4
5439000	3/18/1997	62	62	0.0826	5.12	3680	31.1917%	Fecal		CFU/100 mL	200	-	25,064.4
5439000	12/13/1998	62	62	0.0826	5.12	3680	31.1917%	Fecal		CFU/100 mL	200	-	25,064.4
5439000	5/30/1999	62	62	0.0826	5.12	3680	31.1917%	Fecal		CFU/100 mL	200	-	25,064.4
5439000	7/9/2000	62	62	0.0826	5.12	3680	31.1917%	Fecal		CFU/100 mL	200	-	25,064.4
5439000	6/14/2001	62	62	0.0826	5.12	3680	31.1917%	Fecal		CFU/100 mL	200	-	25,064.4
5439000	12/28/2007	62	62	0.0826	5.12	3680	31.1917%	Fecal		CFU/100 mL	200	-	25,064.4
5439000	8/8/2010	62	62	0.0826	5.12	3680	31.1917%	Fecal		CFU/100 mL	200	-	25,064.4
5439000	3/27/2015	62	62	0.0826	5.12	3680	31.1917%	Fecal		CFU/100 mL	200	-	25,064.4
5439000	1/23/2016	62	62	0.0826	5.12	3680	31.1917%	Fecal		CFU/100 mL	200	-	25,064.4
5439000	2/6/2016	62	62	0.0826	5.12	3680	31.1917%	Fecal		CFU/100 mL	200	-	25,064.4
5439000	6/8/2016	62	62	0.0826	5.12	3680	31.1917%	Fecal		CFU/100 mL	200	-	25,064.4
5439000	10/21/2017	62	62	0.0826	5.12	3680	31.1917%	Fecal		CFU/100 mL	200	-	25,064.4
5439000	11/28/2018	62	62	0.0826	5.12	3680	31.1917%	Fecal		CFU/100 mL	200	-	25,064.4
5439000	3/3/1994	61.9	61.9	0.0826	5.11	3707	31.4206%	Fecal		CFU/100 mL	200	-	25,024.0
5439000	1/17/2007	61.9	61.9	0.0826	5.11	3707	31.4206%	Fecal		CFU/100 mL	200	-	25,024.0
5439000	4/7/2019	61.9	61.9	0.0826	5.11	3707	31.4206%	Fecal		CFU/100 mL	200	-	25,024.0
5439000	4/5/2021	61.9	61.9	0.0826	5.11	3707	31.4206%	Fecal		CFU/100 mL	200	-	25,024.0
5439000	6/26/2011	61.8	61.8	0.0826	5.11	3711	31.4545%	Fecal		CFU/100 mL	200	-	24,983.6
5439000	4/18/2014	61.8	61.8	0.0826	5.11	3711	31.4545%	Fecal		CFU/100 mL	200	-	24,983.6
5439000	7/5/2015	61.8	61.8	0.0826	5.11	3711	31.4545%	Fecal		CFU/100 mL	200	-	24,983.6
5439000	4/5/2019	61.8	61.8	0.0826	5.11	3711	31.4545%	Fecal		CFU/100 mL	200	-	24,983.6
5439000	1/25/2020	61.8	61.8	0.0826	5.11	3711	31.4545%	Fecal		CFU/100 mL	200	-	24,983.6
5439000	6/13/2021	61.8	61.8	0.0826	5.11	3711	31.4545%	Fecal		CFU/100 mL	200	-	24,983.6
5439000	3/29/1994	61.7	61.7	0.0826	5.10	3717	31.5053%	Fecal		CFU/100 mL	200	-	24,943.2
5439000	10/27/2001	61.7	61.7	0.0826	5.10	3717	31.5053%	Fecal		CFU/100 mL	200	-	24,943.2
5439000	4/25/2002	61.7	61.7	0.0826	5.10	3717	31.5053%	Fecal		CFU/100 mL	200	-	24,943.2
5439000	4/4/2011	61.7	61.7	0.0826	5.10	3717	31.5053%	Fecal		CFU/100 mL	200	-	24,943.2
5439000	4/8/2014	61.7	61.7	0.0826	5.10	3717	31.5053%	Fecal		CFU/100 mL	200	-	24,943.2
5439000	8/29/2018	61.7	61.7	0.0826	5.10	3717	31.5053%	Fecal		CFU/100 mL	200	-	24,943.2
5439000	6/27/2011	61.6	61.6	0.0826	5.09	3723	31.5562%	Fecal		CFU/100 mL	200	-	24,902.7
5439000	8/6/2014	61.6	61.6	0.0826	5.09	3723	31.5562%	Fecal		CFU/100 mL	200	-	24,902.7
5439000	6/29/2019	61.6	61.6	0.0826	5.09	3723	31.5562%	Fecal		CFU/100 mL	200	-	24,902.7
5439000	6/10/2015	61.5	61.5	0.0826	5.08	3726	31.5816%	Fecal		CFU/100 mL	200	-	24,862.3
5439000	1/9/2020	61.5	61.5	0.0826	5.08	3726	31.5816%	Fecal		CFU/100 mL	200	-	24,862.3
5439000	12/22/1993	61.4	61.4	0.0826	5.07	3728	31.5986%	Fecal		CFU/100 mL	200	-	24,821.9
5439000	4/24/2004	61.4	61.4	0.0826	5.07	3728	31.5986%	Fecal		CFU/100 mL	200	-	24,821.9
5439000	3/30/2010	61.4	61.4	0.0826	5.07	3728	31.5986%	Fecal		CFU/100 mL	200	-	24,821.9
5439000	2/24/2005	61.3	61.3	0.0826	5.06	3731	31.6240%	Fecal		CFU/100 mL	200	-	24,781.5
5439000	11/2/2008	61.2	61.2	0.0826	5.06	3732	31.6325%	Fecal		CFU/100 mL	200	-	24,741.0
5439000	3/21/2015	61.2	61.2	0.0826	5.06	3732	31.6325%	Fecal		CFU/100 mL	200	-	24,741.0
5439000	2/8/2016	61.2	61.2	0.0826	5.06	3732	31.6325%	Fecal		CFU/100 mL	200	-	24,741.0
5439000	7/7/2019	61.2	61.2	0.0826	5.06	3732	31.6325%	Fecal		CFU/100 mL	200	-	24,741.0
5439000	12/10/2019	61.2	61.2	0.0826	5.06	3732	31.6325%	Fecal		CFU/100 mL	200	-	24,741.0
5439000	7/7/2021	61.2	61.2	0.0826	5.06	3732	31.6325%	Fecal		CFU/100 mL	200	-	24,741.0
5439000	7/10/2003	61.1	61.1	0.0826	5.05	3738	31.6833%	Fecal		CFU/100 mL	200	-	24,700.6
5439000	1/9/2010	61.1	61.1	0.0826	5.05	3738	31.6833%	Fecal		CFU/100 mL	200	-	24,700.6
5439000	11/6/2017	61.1	61.1	0.0826	5.05	3738	31.6833%	Fecal		CFU/100 mL	200	-	24,700.6
5439000	4/4/2019	61.1	61.1	0.0826	5.05	3738	31.6833%	Fecal		CFU/100 mL	200	-	24,700.6
5439000	6/3/1990	61	61	0.0826	5.04	3742	31.7172%	Fecal		CFU/100 mL	200	-	24,660.2
5439000	7/5/1990	61	61	0.0826	5.04	3742	31.7172%	Fecal		CFU/100 mL	200	-	24,660.2
5439000	3/3/1992	61	61	0.0826	5.04	3742	31.7172%	Fecal		CFU/100 mL	200	-	24,660.2
5439000	3/30/1992	61	61	0.0826	5.04	3742	31.7172%	Fecal		CFU/100 mL	200	-	24,660.2
5439000	4/29/1992	61	61	0.0826	5.04	3742	31.7172%	Fecal		CFU/100 mL	200	-	24,660.2
5439000	12/11/1992	61	61	0.0826	5.04	3742	31.7172%	Fecal		CFU/100 mL	200	-	24,660.2
5439000	12/28/1992	61	61	0.0826	5.04	3742	31.7172%	Fecal		CFU/100 mL	200	-	24,660.2
5439000	3/18/1993	61	61	0.0826	5.04	3742	31.7172%	Fecal		CFU/100 mL	200	-	24,660.2
5439000	5/23/1993	61	61	0.0826	5.04	3742	31.7172%	Fecal		CFU/100 mL	200	-	24,660.2
5439000	12/25/1993	61	61	0.0826	5.04	3742	31.7172%	Fecal		CFU/100 mL	200	-	24,660.2
5439000	12/3/1994	61	61	0.0826	5.04	3742	31.7172%	Fecal		CFU/100 mL	200	-	24,660.2
5439000	1/22/1995	61	61	0.0826	5.04	3742	31.7172%	Fecal		CFU/100 mL	200	-	24,660.2
5439000	5/29/1997	61	61	0.0826	5.04	3742	31.7172%	Fecal		CFU/100 mL	200	-	24,660.2
5439000	2/25/1998	61	61	0.0826	5.04	3742	31.7172%	Fecal		CFU/100 mL	200	-	24,660.2
5439000	3/4/1999	61	61	0.0826	5.04	3742	31.7172%	Fecal		CFU/100 mL	200	-	24,660.2
5439000	5/31/2012	61	61	0.0826	5.04	3742	31.7172%	Fecal		CFU/100 mL	200	-	24,660.2
5439000	2/16/2020	61	61	0.0826	5.04	3742	31.7172%	Fecal		CFU/100 mL	200	-	24,660.2
5439000	5/13/2021	61	61	0.0826	5.04	3742	31.7172%	Fecal		CFU/100 mL	200	-	24,660.2
5439000	4/7/2002	60.9	60.9	0.0826	5.03	3760	31.8698%	Fecal		CFU/100 mL	200	-	24,619.8
5439000	11/18/2008	60.9	60.9	0.0826	5.03	3760	31.8698%	Fecal		CFU/100 mL	200	-	24,619.8
5439000	7/2/2010	60.9	60.9	0.0826	5.03	3760	31.8698%	Fecal		CFU/100 mL	200	-	24,619.8
5439000	2/3/2017	60.9	60.9	0.0826	5.03	3760	31.8698%	Fecal		CFU/100 mL	200	-	24,619.8
5439000	4/16/2021	60.9	60.9	0.0826	5.03	3760	31.8698%	Fecal		CFU/100 mL	200	-	24,619.8
5439000	11/12/2008	60.8	60.8	0.0826	5.02	3765	31.9122%	Fecal		CFU/100 mL	200	-	24,579.3
5439000	3/12/2018	60.8	60.8	0.0826	5.02	3765	31.9122%	Fecal		CFU/100 mL	200	-	24,579.3
5439000	7/12/2021	60.8	60.8	0.0826	5.02	3765	31.9122%	Fecal		CFU/100 mL	200	-	24,579.3
5439000	11/16/2011	60.7	60.7	0.0826	5.01	3768	31.9376%	Fecal		CFU/100 mL	200	-	24,538.9
5439000	4/10/2013	60.6	60.6	0.0826	5.01	3769	31.9461%	Fecal		CFU/100 mL	200	-	24,498.5
5439000	4/17/2015	60.6	60.6	0.0826	5.01	3769	31.9461%	Fecal		CFU/100 mL	200	-	24,498.5
5439000	12/13/2018	60.6	60.6	0.0826	5.01	3769	31.9461%	Fecal		CFU/100 mL	200	-	24,498.5
5439000	3/29/2002	60.5	60.5	0.0826	5.00	3772	31.9715%	Fecal		CFU/100 mL	200	-	24,458.0
5439000	3/1/2021	60.5	60.5	0.0826	5.00	3772	31.9715%	Fecal		CFU/100 mL	200	-	24,458.0
5439000	2/13/2008	60.3	60.3	0.0826	4.98	3774	31.9885%	Fecal		CFU/100 mL	200	-	24,377.2
5439000	2/14/2013	60.3	60.3	0.0826	4.98	3774	31.9885%	Fecal		CFU/100 mL	200	-	24,377.2
5439000	3/23/2021	60.3	60.3	0.0826	4.98	3774	31.9885%	Fecal		CFU/100 mL	200	-	24,377.2
5439000	2/23/2005	60.2	60.2	0.0826	4.97	3777	32.0139%	Fecal		CFU/100 mL	200	-	24,336.8
5439000	4/19/2006	60.2	60.2	0.0826	4.97	3777	32.0139%	Fecal		CFU/100 mL	200	-	24,336.8
5439000	12/29/2011	60.2	60.2	0.0826	4.97	3777	32.0139%	Fecal		CFU/100 mL	200	-	24,336.8
5439000	3/18/2012	60.2	60.2	0.0826	4.97	3777	32.0139%	Fecal		CFU/100 mL	200	-	24,336.8
5439000	1/29/2013	60.2	60.2	0.0826	4.97	3777	32.0139%	Fecal		CFU/100 mL	200	-	24,336.8
5439000	3/11/2016	60.2	60.2	0.0826	4.97	3777	32.0139%	Fecal		CFU/100 mL	200	-	24,336.8
5439000	12/13/2003	60.1	60.1	0.0826	4.96	3783	32.0648%	Fecal		CFU/100 mL	200	-	24,296.3
5439000	6/27/1990	60	60	0.0826	4.96	3784	32.0732%	Fecal		CFU/100 mL	200	-	24,255.9
5439000	8/13/1990	60	60	0.0826	4.96	3784	32.0732%	Fecal		CFU/100 mL	200	-	24,255.9
5439000	1/9/1992	60	60	0.0826	4.96	3784	32.0732%	Fecal		CFU/100 mL	200	-	24,255.9
5439000	2/22/1992	60	60	0.0826	4.96	3784	32.0732%	Fecal		CFU/100 mL	200	-	24,255.9
5439000	7/16/1992	60	60	0.0826	4.96	3784	32.0732%	Fecal		CFU/100 mL	200	-	24,255.9
5439000	1/29/1993	60	60	0.0826	4.96	3784	32.0732%	Fecal		CFU/100 mL	200	-	24,255.9
5439000	2/12/1993	60	60	0.0826	4.96	3784	32.0732%	Fecal		CFU/100 mL	200	-	24,255.9
5439000	10/12/1993	60	60	0.0826	4.96	3784	32.0732%	Fecal		CFU/100 mL	200	-	24,255.9
5439000	12/29/1993	60	60	0.0826	4.96	3784	32.0732%	Fecal		CFU/100 mL	200	-	24,255.9
5439000	12/23/1994	60	60	0.0826	4.96	3784	32.0732%	Fecal		CFU/100 mL	200	-	24,255.9
5439000	1/8/1995	60	60	0.0826	4.96	3784	32.0732%	Fecal		CFU/100 mL	200	-	24,255.9
5439000	6/18/1995	60	60	0.0826	4.96	3784	32.0732%	Fecal		CFU/100 mL	200	-	24,255.9

Gage ID	Date	Discharge (CFS)	Gage Discharge (less Surrogate NPDES) (CFS)	Watershed Area Ratio	Calculated flow (CFS)	Rank	Flow Exceedance %	Parameter	Results	Units (mg or micro_gram	Limit/Standard	Actual Load (million colonies/day)	Allowable Load (million colonies/day)
5439000	5/18/1996	60	60	0.0826	4.96	3784	32.0732%	Fecal		CFU/100 mL	200	-	24,255.9
5439000	8/19/1996	60	60	0.0826	4.96	3784	32.0732%	Fecal		CFU/100 mL	200	-	24,255.9
5439000	4/18/1997	60	60	0.0826	4.96	3784	32.0732%	Fecal		CFU/100 mL	200	-	24,255.9
5439000	4/20/1997	60	60	0.0826	4.96	3784	32.0732%	Fecal		CFU/100 mL	200	-	24,255.9
5439000	5/24/1997	60	60	0.0826	4.96	3784	32.0732%	Fecal		CFU/100 mL	200	-	24,255.9
5439000	1/15/1998	60	60	0.0826	4.96	3784	32.0732%	Fecal		CFU/100 mL	200	-	24,255.9
5439000	3/7/1998	60	60	0.0826	4.96	3784	32.0732%	Fecal		CFU/100 mL	200	-	24,255.9
5439000	5/30/1998	60	60	0.0826	4.96	3784	32.0732%	Fecal		CFU/100 mL	200	-	24,255.9
5439000	5/31/1998	60	60	0.0826	4.96	3784	32.0732%	Fecal		CFU/100 mL	200	-	24,255.9
5439000	2/27/1999	60	60	0.0826	4.96	3784	32.0732%	Fecal		CFU/100 mL	200	-	24,255.9
5439000	3/1/1999	60	60	0.0826	4.96	3784	32.0732%	Fecal		CFU/100 mL	200	-	24,255.9
5439000	3/5/1999	60	60	0.0826	4.96	3784	32.0732%	Fecal		CFU/100 mL	200	-	24,255.9
5439000	3/25/1999	60	60	0.0826	4.96	3784	32.0732%	Fecal		CFU/100 mL	200	-	24,255.9
5439000	4/9/1999	60	60	0.0826	4.96	3784	32.0732%	Fecal		CFU/100 mL	200	-	24,255.9
5439000	4/4/2001	60	60	0.0826	4.96	3784	32.0732%	Fecal		CFU/100 mL	200	-	24,255.9
5439000	12/8/2006	60	60	0.0826	4.96	3784	32.0732%	Fecal		CFU/100 mL	200	-	24,255.9
5439000	1/18/2008	60	60	0.0826	4.96	3784	32.0732%	Fecal		CFU/100 mL	200	-	24,255.9
5439000	3/31/2010	60	60	0.0826	4.96	3784	32.0732%	Fecal		CFU/100 mL	200	-	24,255.9
5439000	1/5/2011	60	60	0.0826	4.96	3784	32.0732%	Fecal		CFU/100 mL	200	-	24,255.9
5439000	3/31/2011	60	60	0.0826	4.96	3784	32.0732%	Fecal		CFU/100 mL	200	-	24,255.9
5439000	12/28/2011	60	60	0.0826	4.96	3784	32.0732%	Fecal		CFU/100 mL	200	-	24,255.9
5439000	1/21/2012	60	60	0.0826	4.96	3784	32.0732%	Fecal		CFU/100 mL	200	-	24,255.9
5439000	3/19/2012	60	60	0.0826	4.96	3784	32.0732%	Fecal		CFU/100 mL	200	-	24,255.9
5439000	4/18/2010	59.9	59.9	0.0826	4.95	3819	32.3699%	Fecal		CFU/100 mL	200	-	24,215.5
5439000	6/19/2013	59.9	59.9	0.0826	4.95	3819	32.3699%	Fecal		CFU/100 mL	200	-	24,215.5
5439000	4/28/2016	59.9	59.9	0.0826	4.95	3819	32.3699%	Fecal		CFU/100 mL	200	-	24,215.5
5439000	3/26/1994	59.8	59.8	0.0826	4.94	3822	32.3953%	Fecal		CFU/100 mL	200	-	24,175.1
5439000	5/12/2013	59.8	59.8	0.0826	4.94	3822	32.3953%	Fecal		CFU/100 mL	200	-	24,175.1
5439000	4/21/2016	59.8	59.8	0.0826	4.94	3822	32.3953%	Fecal		CFU/100 mL	200	-	24,175.1
5439000	1/15/2019	59.8	59.8	0.0826	4.94	3822	32.3953%	Fecal		CFU/100 mL	200	-	24,175.1
5439000	5/28/2021	59.8	59.8	0.0826	4.94	3822	32.3953%	Fecal		CFU/100 mL	200	-	24,175.1
5439000	6/2/2003	59.7	59.7	0.0826	4.93	3827	32.4377%	Fecal		CFU/100 mL	200	-	24,134.6
5439000	6/30/2019	59.7	59.7	0.0826	4.93	3827	32.4377%	Fecal		CFU/100 mL	200	-	24,134.6
5439000	7/15/2021	59.7	59.7	0.0826	4.93	3827	32.4377%	Fecal		CFU/100 mL	200	-	24,134.6
5439000	6/19/2008	59.6	59.6	0.0826	4.92	3830	32.4631%	Fecal		CFU/100 mL	200	-	24,094.2
5439000	12/9/2011	59.6	59.6	0.0826	4.92	3830	32.4631%	Fecal		CFU/100 mL	200	-	24,094.2
5439000	5/16/2012	59.6	59.6	0.0826	4.92	3830	32.4631%	Fecal		CFU/100 mL	200	-	24,094.2
5439000	2/1/2017	59.6	59.6	0.0826	4.92	3830	32.4631%	Fecal		CFU/100 mL	200	-	24,094.2
5439000	6/7/2020	59.6	59.6	0.0826	4.92	3830	32.4631%	Fecal		CFU/100 mL	200	-	24,094.2
5439000	9/26/2011	59.5	59.5	0.0826	4.92	3835	32.5055%	Fecal		CFU/100 mL	200	-	24,053.8
5439000	7/1/2019	59.5	59.5	0.0826	4.92	3835	32.5055%	Fecal		CFU/100 mL	200	-	24,053.8
5439000	6/21/2002	59.4	59.4	0.0826	4.91	3837	32.5225%	Fecal		CFU/100 mL	200	-	24,013.4
5439000	3/11/2005	59.4	59.4	0.0826	4.91	3837	32.5225%	Fecal		CFU/100 mL	200	-	24,013.4
5439000	3/14/2006	59.4	59.4	0.0826	4.91	3837	32.5225%	Fecal		CFU/100 mL	200	-	24,013.4
5439000	5/14/2006	59.4	59.4	0.0826	4.91	3837	32.5225%	Fecal		CFU/100 mL	200	-	24,013.4
5439000	1/15/2007	59.4	59.4	0.0826	4.91	3837	32.5225%	Fecal		CFU/100 mL	200	-	24,013.4
5439000	3/26/2014	59.4	59.4	0.0826	4.91	3837	32.5225%	Fecal		CFU/100 mL	200	-	24,013.4
5439000	12/4/2016	59.4	59.4	0.0826	4.91	3837	32.5225%	Fecal		CFU/100 mL	200	-	24,013.4
5439000	4/14/2020	59.4	59.4	0.0826	4.91	3837	32.5225%	Fecal		CFU/100 mL	200	-	24,013.4
5439000	5/27/2006	59.3	59.3	0.0826	4.90	3845	32.5903%	Fecal		CFU/100 mL	200	-	23,972.9
5439000	6/15/2010	59.3	59.3	0.0826	4.90	3845	32.5903%	Fecal		CFU/100 mL	200	-	23,972.9
5439000	10/11/2018	59.3	59.3	0.0826	4.90	3845	32.5903%	Fecal		CFU/100 mL	200	-	23,972.9
5439000	3/5/2020	59.3	59.3	0.0826	4.90	3845	32.5903%	Fecal		CFU/100 mL	200	-	23,972.9
5439000	4/15/2020	59.3	59.3	0.0826	4.90	3845	32.5903%	Fecal		CFU/100 mL	200	-	23,972.9
5439000	11/14/2009	59.2	59.2	0.0826	4.89	3850	32.6326%	Fecal		CFU/100 mL	200	-	23,932.5
5439000	5/14/2013	59.2	59.2	0.0826	4.89	3850	32.6326%	Fecal		CFU/100 mL	200	-	23,932.5
5439000	6/19/2017	59.2	59.2	0.0826	4.89	3850	32.6326%	Fecal		CFU/100 mL	200	-	23,932.5
5439000	4/20/2020	59.2	59.2	0.0826	4.89	3850	32.6326%	Fecal		CFU/100 mL	200	-	23,932.5
5439000	6/11/2020	59.2	59.2	0.0826	4.89	3850	32.6326%	Fecal		CFU/100 mL	200	-	23,932.5
5439000	1/5/2008	59.1	59.1	0.0826	4.88	3855	32.6750%	Fecal		CFU/100 mL	200	-	23,892.1
5439000	3/30/2013	59.1	59.1	0.0826	4.88	3855	32.6750%	Fecal		CFU/100 mL	200	-	23,892.1
5439000	4/24/2019	59.1	59.1	0.0826	4.88	3855	32.6750%	Fecal		CFU/100 mL	200	-	23,892.1
5439000	4/26/2019	59.1	59.1	0.0826	4.88	3855	32.6750%	Fecal		CFU/100 mL	200	-	23,892.1
5439000	4/3/1990	59	59	0.0826	4.87	3859	32.7089%	Fecal		CFU/100 mL	200	-	23,851.7
5439000	4/18/1990	59	59	0.0826	4.87	3859	32.7089%	Fecal		CFU/100 mL	200	-	23,851.7
5439000	4/24/1990	59	59	0.0826	4.87	3859	32.7089%	Fecal		CFU/100 mL	200	-	23,851.7
5439000	8/28/1990	59	59	0.0826	4.87	3859	32.7089%	Fecal		CFU/100 mL	200	-	23,851.7
5439000	2/23/1991	59	59	0.0826	4.87	3859	32.7089%	Fecal		CFU/100 mL	200	-	23,851.7
5439000	4/28/1992	59	59	0.0826	4.87	3859	32.7089%	Fecal		CFU/100 mL	200	-	23,851.7
5439000	6/5/1993	59	59	0.0826	4.87	3859	32.7089%	Fecal		CFU/100 mL	200	-	23,851.7
5439000	5/7/1995	59	59	0.0826	4.87	3859	32.7089%	Fecal		CFU/100 mL	200	-	23,851.7
5439000	3/30/1997	59	59	0.0826	4.87	3859	32.7089%	Fecal		CFU/100 mL	200	-	23,851.7
5439000	4/21/1997	59	59	0.0826	4.87	3859	32.7089%	Fecal		CFU/100 mL	200	-	23,851.7
5439000	5/16/1997	59	59	0.0826	4.87	3859	32.7089%	Fecal		CFU/100 mL	200	-	23,851.7
5439000	2/10/1998	59	59	0.0826	4.87	3859	32.7089%	Fecal		CFU/100 mL	200	-	23,851.7
5439000	7/3/1998	59	59	0.0826	4.87	3859	32.7089%	Fecal		CFU/100 mL	200	-	23,851.7
5439000	2/21/1999	59	59	0.0826	4.87	3859	32.7089%	Fecal		CFU/100 mL	200	-	23,851.7
5439000	3/4/2000	59	59	0.0826	4.87	3859	32.7089%	Fecal		CFU/100 mL	200	-	23,851.7
5439000	4/29/2000	59	59	0.0826	4.87	3859	32.7089%	Fecal		CFU/100 mL	200	-	23,851.7
5439000	6/9/2000	59	59	0.0826	4.87	3859	32.7089%	Fecal		CFU/100 mL	200	-	23,851.7
5439000	3/9/2001	59	59	0.0826	4.87	3859	32.7089%	Fecal		CFU/100 mL	200	-	23,851.7
5439000	4/2/2001	59	59	0.0826	4.87	3859	32.7089%	Fecal		CFU/100 mL	200	-	23,851.7
5439000	5/20/2005	59	59	0.0826	4.87	3859	32.7089%	Fecal		CFU/100 mL	200	-	23,851.7
5439000	6/13/2006	59	59	0.0826	4.87	3859	32.7089%	Fecal		CFU/100 mL	200	-	23,851.7
5439000	1/4/2008	59	59	0.0826	4.87	3859	32.7089%	Fecal		CFU/100 mL	200	-	23,851.7
5439000	6/30/2009	59	59	0.0826	4.87	3859	32.7089%	Fecal		CFU/100 mL	200	-	23,851.7
5439000	12/31/2010	59	59	0.0826	4.87	3859	32.7089%	Fecal		CFU/100 mL	200	-	23,851.7
5439000	7/28/2011	59	59	0.0826	4.87	3859	32.7089%	Fecal		CFU/100 mL	200	-	23,851.7
5439000	7/11/2013	59	59	0.0826	4.87	3859	32.7089%	Fecal		CFU/100 mL	200	-	23,851.7
5439000	4/16/2016	59	59	0.0826	4.87	3859	32.7089%	Fecal		CFU/100 mL	200	-	23,851.7
5439000	10/22/2020	59	59	0.0826	4.87	3859	32.7089%	Fecal		CFU/100 mL	200	-	23,851.7
5439000	4/13/2011	58.9	58.9	0.0826	4.87	3887	32.9463%	Fecal		CFU/100 mL	200	-	23,811.2
5439000	6/10/2016	58.9	58.9	0.0826	4.87	3887	32.9463%	Fecal		CFU/100 mL	200	-	23,811.2
5439000	1/24/2020	58.9	58.9	0.0826	4.87	3887	32.9463%	Fecal		CFU/100 mL	200	-	23,811.2
5439000	2/28/2020	58.9	58.9	0.0826	4.87	3887	32.9463%	Fecal		CFU/100 mL	200	-	23,811.2
5439000	1/28/2013	58.8	58.8	0.0826	4.86	3891	32.9802%	Fecal		CFU/100 mL	200	-	23,770.8
5439000	3/10/2017	58.8	58.8	0.0826	4.86	3891	32.9802%	Fecal		CFU/100 mL	200	-	23,770.8
5439000	1/23/2019	58.8	58.8	0.0826	4.86	3891	32.9802%	Fecal		CFU/100 mL	200	-	23,770.8
5439000	1/28/2019	58.8	58.8	0.0826	4.86	3891	32.9802%	Fecal		CFU/100 mL	200	-	23,770.8
5439000	3/21/2002	58.7	58.7	0.0826	4.85	3895	33.0141%	Fecal		CFU/100 mL	200	-	23,730.4
5439000	1/26/2012	58.7	58.7	0.0826	4.85	3895	33.0141%	Fecal		CFU/100 mL	200	-	23,730.4
5439000	4/6/2019	58.7	58.7	0.0826	4.85	3895	33.0141%	Fecal		CFU/100 mL	200	-	23,730.4
5439000	11/26/2020	58.7	58.7	0.0826	4.85	3895	33.0141%	Fecal		CFU/100 mL	200	-	23,730.4
5439000	5/10/2007	58.6	58.6	0.0826	4.84	3899	33.0480%	Fecal		CFU/100 mL	200	-	23,689.9
5439000	1/2/2012	58.6	58.6	0.0826	4.84	3899	33.0480%	Fecal		CFU/100 mL	200	-	23,689.9
5439000	2/4/2017	58.6	58.6	0.0826	4.84	3899	33.0480%	Fecal		CFU/100 mL	200	-	23,689.9
5439000	4/22/2019	58.6	58.6	0.0826	4.84	3899	33.0480%	Fecal		CFU/100 mL	200	-	23,689.9
5439000	2/12/2020	58.6	58.6	0.0826	4.84	3899	33.0480%	Fecal		CFU/100 mL	200	-	23,689.9
5439000	5/14/2021	58.6	58.6	0.0826	4.84	3899	33.0480%	Fecal		CFU/100 mL	200	-	23,689.9
5439000	12/3/2009	58.5	58.5	0.0826	4.83	3905	33.0988%	Fecal		CFU/100 mL	200	-	23,649.5
5439000	7/7/2018	58.5	58.5	0.0826	4.83	3905	33.0988%	Fecal		CFU/100 mL	200	-	23,649.5
5439000	1/30/2019	58.5	58.5	0.0826	4.83	3905	33.0988%	Fecal		CFU/100 mL	200	-	23,649.5
5439000	7/15/2007	58.4	58.4	0.0826	4.82	3908	33.1243%	Fecal		CFU/100 mL	200	-	23,609.1
5439000	2/10/2017	58.4	58.4	0.0826	4.82	3908	33.1243%	Fecal		CFU/100 mL	200	-	23,609.1
5439000	3/5/2002	58.3	58.3	0.0826	4.82	3910	33.1412%	Fecal		CFU/100 mL	200	-	23,568.7

Gage ID	Date	Discharge (CFS)	Gage Discharge (less Surrogate NPDES) (CFS)	Watershed Area Ratio	Calculated flow (CFS)	Rank	Flow Exceedance %	Parameter	Results	Units (mg or micro_gram	Limit/Standard	Actual Load (million colonies/day)	Allowable Load (million colonies/day)
5439000	6/23/2017	58.3	58.3	0.0826	4.82	3910	33.1412%	Fecal		CFU/100 mL	200	-	23,568.7
5439000	8/2/2017	58.3	58.3	0.0826	4.82	3910	33.1412%	Fecal		CFU/100 mL	200	-	23,568.7
5439000	11/3/2008	58.2	58.2	0.0826	4.81	3913	33.1666%	Fecal		CFU/100 mL	200	-	23,528.2
5439000	11/7/2008	58.2	58.2	0.0826	4.81	3913	33.1666%	Fecal		CFU/100 mL	200	-	23,528.2
5439000	2/20/2016	58.2	58.2	0.0826	4.81	3913	33.1666%	Fecal		CFU/100 mL	200	-	23,528.2
5439000	4/25/2019	58.2	58.2	0.0826	4.81	3913	33.1666%	Fecal		CFU/100 mL	200	-	23,528.2
5439000	1/9/2007	58.1	58.1	0.0826	4.80	3917	33.2005%	Fecal		CFU/100 mL	200	-	23,487.8
5439000	5/31/2007	58.1	58.1	0.0826	4.80	3917	33.2005%	Fecal		CFU/100 mL	200	-	23,487.8
5439000	1/10/2009	58.1	58.1	0.0826	4.80	3917	33.2005%	Fecal		CFU/100 mL	200	-	23,487.8
5439000	5/28/2010	58.1	58.1	0.0826	4.80	3917	33.2005%	Fecal		CFU/100 mL	200	-	23,487.8
5439000	2/14/1990	58	58	0.0826	4.79	3921	33.2344%	Fecal		CFU/100 mL	200	-	23,447.4
5439000	2/14/1991	58	58	0.0826	4.79	3921	33.2344%	Fecal		CFU/100 mL	200	-	23,447.4
5439000	3/28/1992	58	58	0.0826	4.79	3921	33.2344%	Fecal		CFU/100 mL	200	-	23,447.4
5439000	9/22/1993	58	58	0.0826	4.79	3921	33.2344%	Fecal		CFU/100 mL	200	-	23,447.4
5439000	11/4/1994	58	58	0.0826	4.79	3921	33.2344%	Fecal		CFU/100 mL	200	-	23,447.4
5439000	12/12/1994	58	58	0.0826	4.79	3921	33.2344%	Fecal		CFU/100 mL	200	-	23,447.4
5439000	2/22/1995	58	58	0.0826	4.79	3921	33.2344%	Fecal		CFU/100 mL	200	-	23,447.4
5439000	7/3/1996	58	58	0.0826	4.79	3921	33.2344%	Fecal		CFU/100 mL	200	-	23,447.4
5439000	4/6/1997	58	58	0.0826	4.79	3921	33.2344%	Fecal		CFU/100 mL	200	-	23,447.4
5439000	6/25/1998	58	58	0.0826	4.79	3921	33.2344%	Fecal		CFU/100 mL	200	-	23,447.4
5439000	6/28/1999	58	58	0.0826	4.79	3921	33.2344%	Fecal		CFU/100 mL	200	-	23,447.4
5439000	3/10/2001	58	58	0.0826	4.79	3921	33.2344%	Fecal		CFU/100 mL	200	-	23,447.4
5439000	5/27/2003	58	58	0.0826	4.79	3921	33.2344%	Fecal		CFU/100 mL	200	-	23,447.4
5439000	12/29/2007	58	58	0.0826	4.79	3921	33.2344%	Fecal		CFU/100 mL	200	-	23,447.4
5439000	1/25/2018	58	58	0.0826	4.79	3921	33.2344%	Fecal		CFU/100 mL	200	-	23,447.4
5439000	4/3/2021	58	58	0.0826	4.79	3921	33.2344%	Fecal		CFU/100 mL	200	-	23,447.4
5439000	4/20/2007	57.9	57.9	0.0826	4.78	3937	33.3701%	Fecal		CFU/100 mL	200	-	23,407.0
5439000	1/10/2010	57.9	57.9	0.0826	4.78	3937	33.3701%	Fecal		CFU/100 mL	200	-	23,407.0
5439000	4/21/2020	57.9	57.9	0.0826	4.78	3937	33.3701%	Fecal		CFU/100 mL	200	-	23,407.0
5439000	6/8/2020	57.9	57.9	0.0826	4.78	3937	33.3701%	Fecal		CFU/100 mL	200	-	23,407.0
5439000	3/3/2004	57.8	57.8	0.0826	4.77	3941	33.4040%	Fecal		CFU/100 mL	200	-	23,366.5
5439000	5/9/2007	57.8	57.8	0.0826	4.77	3941	33.4040%	Fecal		CFU/100 mL	200	-	23,366.5
5439000	6/6/2013	57.8	57.8	0.0826	4.77	3941	33.4040%	Fecal		CFU/100 mL	200	-	23,366.5
5439000	5/8/2018	57.8	57.8	0.0826	4.77	3941	33.4040%	Fecal		CFU/100 mL	200	-	23,366.5
5439000	1/16/2019	57.8	57.8	0.0826	4.77	3941	33.4040%	Fecal		CFU/100 mL	200	-	23,366.5
5439000	9/5/2019	57.8	57.8	0.0826	4.77	3941	33.4040%	Fecal		CFU/100 mL	200	-	23,366.5
5439000	5/12/2006	57.7	57.7	0.0826	4.77	3947	33.4548%	Fecal		CFU/100 mL	200	-	23,326.1
5439000	4/1/2011	57.7	57.7	0.0826	4.77	3947	33.4548%	Fecal		CFU/100 mL	200	-	23,326.1
5439000	4/1/2013	57.7	57.7	0.0826	4.77	3947	33.4548%	Fecal		CFU/100 mL	200	-	23,326.1
5439000	11/25/2017	57.7	57.7	0.0826	4.77	3947	33.4548%	Fecal		CFU/100 mL	200	-	23,326.1
5439000	5/29/2018	57.7	57.7	0.0826	4.77	3947	33.4548%	Fecal		CFU/100 mL	200	-	23,326.1
5439000	6/24/2021	57.7	57.7	0.0826	4.77	3947	33.4548%	Fecal		CFU/100 mL	200	-	23,326.1
5439000	3/12/2004	57.6	57.6	0.0826	4.76	3953	33.5057%	Fecal		CFU/100 mL	200	-	23,285.7
5439000	4/29/2004	57.6	57.6	0.0826	4.76	3953	33.5057%	Fecal		CFU/100 mL	200	-	23,285.7
5439000	7/22/2015	57.6	57.6	0.0826	4.76	3953	33.5057%	Fecal		CFU/100 mL	200	-	23,285.7
5439000	6/6/2017	57.6	57.6	0.0826	4.76	3953	33.5057%	Fecal		CFU/100 mL	200	-	23,285.7
5439000	6/16/2017	57.6	57.6	0.0826	4.76	3953	33.5057%	Fecal		CFU/100 mL	200	-	23,285.7
5439000	10/22/2017	57.6	57.6	0.0826	4.76	3953	33.5057%	Fecal		CFU/100 mL	200	-	23,285.7
5439000	12/14/2018	57.5	57.5	0.0826	4.75	3959	33.5565%	Fecal		CFU/100 mL	200	-	23,245.3
5439000	10/15/2008	57.4	57.4	0.0826	4.74	3960	33.5650%	Fecal		CFU/100 mL	200	-	23,204.8
5439000	3/9/2016	57.4	57.4	0.0826	4.74	3960	33.5650%	Fecal		CFU/100 mL	200	-	23,204.8
5439000	11/4/2016	57.4	57.4	0.0826	4.74	3960	33.5650%	Fecal		CFU/100 mL	200	-	23,204.8
5439000	7/23/2019	57.4	57.4	0.0826	4.74	3960	33.5650%	Fecal		CFU/100 mL	200	-	23,204.8
5439000	12/6/1993	57.3	57.3	0.0826	4.73	3964	33.5989%	Fecal		CFU/100 mL	200	-	23,164.4
5439000	3/12/2016	57.3	57.3	0.0826	4.73	3964	33.5989%	Fecal		CFU/100 mL	200	-	23,164.4
5439000	7/17/2008	57.2	57.2	0.0826	4.73	3966	33.6159%	Fecal		CFU/100 mL	200	-	23,124.0
5439000	4/11/2019	57.2	57.2	0.0826	4.73	3966	33.6159%	Fecal		CFU/100 mL	200	-	23,124.0
5439000	10/17/2014	57.1	57.1	0.0826	4.72	3968	33.6328%	Fecal		CFU/100 mL	200	-	23,083.5
5439000	1/22/2019	57.1	57.1	0.0826	4.72	3968	33.6328%	Fecal		CFU/100 mL	200	-	23,083.5
5439000	4/9/2019	57.1	57.1	0.0826	4.72	3968	33.6328%	Fecal		CFU/100 mL	200	-	23,083.5
5439000	4/5/1990	57	57	0.0826	4.71	3971	33.6582%	Fecal		CFU/100 mL	200	-	23,043.1
5439000	4/10/1990	57	57	0.0826	4.71	3971	33.6582%	Fecal		CFU/100 mL	200	-	23,043.1
5439000	4/19/1990	57	57	0.0826	4.71	3971	33.6582%	Fecal		CFU/100 mL	200	-	23,043.1
5439000	1/11/1992	57	57	0.0826	4.71	3971	33.6582%	Fecal		CFU/100 mL	200	-	23,043.1
5439000	3/19/1993	57	57	0.0826	4.71	3971	33.6582%	Fecal		CFU/100 mL	200	-	23,043.1
5439000	5/19/1993	57	57	0.0826	4.71	3971	33.6582%	Fecal		CFU/100 mL	200	-	23,043.1
5439000	5/20/1993	57	57	0.0826	4.71	3971	33.6582%	Fecal		CFU/100 mL	200	-	23,043.1
5439000	7/9/1993	57	57	0.0826	4.71	3971	33.6582%	Fecal		CFU/100 mL	200	-	23,043.1
5439000	1/27/1995	57	57	0.0826	4.71	3971	33.6582%	Fecal		CFU/100 mL	200	-	23,043.1
5439000	6/19/1995	57	57	0.0826	4.71	3971	33.6582%	Fecal		CFU/100 mL	200	-	23,043.1
5439000	8/23/1996	57	57	0.0826	4.71	3971	33.6582%	Fecal		CFU/100 mL	200	-	23,043.1
5439000	4/12/1997	57	57	0.0826	4.71	3971	33.6582%	Fecal		CFU/100 mL	200	-	23,043.1
5439000	5/17/1997	57	57	0.0826	4.71	3971	33.6582%	Fecal		CFU/100 mL	200	-	23,043.1
5439000	3/26/1999	57	57	0.0826	4.71	3971	33.6582%	Fecal		CFU/100 mL	200	-	23,043.1
5439000	4/3/2001	57	57	0.0826	4.71	3971	33.6582%	Fecal		CFU/100 mL	200	-	23,043.1
5439000	4/24/2001	57	57	0.0826	4.71	3971	33.6582%	Fecal		CFU/100 mL	200	-	23,043.1
5439000	5/26/2007	57	57	0.0826	4.71	3971	33.6582%	Fecal		CFU/100 mL	200	-	23,043.1
5439000	6/1/2007	57	57	0.0826	4.71	3971	33.6582%	Fecal		CFU/100 mL	200	-	23,043.1
5439000	12/30/2016	57	57	0.0826	4.71	3971	33.6582%	Fecal		CFU/100 mL	200	-	23,043.1
5439000	12/9/2009	56.9	56.9	0.0826	4.70	3990	33.8193%	Fecal		CFU/100 mL	200	-	23,002.7
5439000	6/4/2013	56.9	56.9	0.0826	4.70	3990	33.8193%	Fecal		CFU/100 mL	200	-	23,002.7
5439000	2/25/2005	56.8	56.8	0.0826	4.69	3992	33.8362%	Fecal		CFU/100 mL	200	-	22,962.3
5439000	2/8/2012	56.8	56.8	0.0826	4.69	3992	33.8362%	Fecal		CFU/100 mL	200	-	22,962.3
5439000	5/15/2021	56.8	56.8	0.0826	4.69	3992	33.8362%	Fecal		CFU/100 mL	200	-	22,962.3
5439000	4/15/2011	56.7	56.7	0.0826	4.68	3995	33.8617%	Fecal		CFU/100 mL	200	-	22,921.8
5439000	5/13/2013	56.7	56.7	0.0826	4.68	3995	33.8617%	Fecal		CFU/100 mL	200	-	22,921.8
5439000	2/14/2020	56.7	56.7	0.0826	4.68	3995	33.8617%	Fecal		CFU/100 mL	200	-	22,921.8
5439000	2/28/2002	56.6	56.6	0.0826	4.68	3998	33.8871%	Fecal		CFU/100 mL	200	-	22,881.4
5439000	2/26/2004	56.6	56.6	0.0826	4.68	3998	33.8871%	Fecal		CFU/100 mL	200	-	22,881.4
5439000	5/21/2008	56.6	56.6	0.0826	4.68	3998	33.8871%	Fecal		CFU/100 mL	200	-	22,881.4
5439000	3/4/2010	56.6	56.6	0.0826	4.68	3998	33.8871%	Fecal		CFU/100 mL	200	-	22,881.4
5439000	4/19/2010	56.6	56.6	0.0826	4.68	3998	33.8871%	Fecal		CFU/100 mL	200	-	22,881.4
5439000	5/10/2010	56.6	56.6	0.0826	4.68	3998	33.8871%	Fecal		CFU/100 mL	200	-	22,881.4
5439000	11/29/2011	56.6	56.6	0.0826	4.68	3998	33.8871%	Fecal		CFU/100 mL	200	-	22,881.4
5439000	3/20/2012	56.6	56.6	0.0826	4.68	3998	33.8871%	Fecal		CFU/100 mL	200	-	22,881.4
5439000	12/5/2016	56.6	56.6	0.0826	4.68	3998	33.8871%	Fecal		CFU/100 mL	200	-	22,881.4
5439000	3/13/2018	56.6	56.6	0.0826	4.68	3998	33.8871%	Fecal		CFU/100 mL	200	-	22,881.4
5439000	4/17/2021	56.6	56.6	0.0826	4.68	3998	33.8871%	Fecal		CFU/100 mL	200	-	22,881.4
5439000	12/13/2019	56.5	56.5	0.0826	4.67	4009	33.9803%	Fecal		CFU/100 mL	200	-	22,841.0
5439000	1/24/2016	56.4	56.4	0.0826	4.66	4010	33.9888%	Fecal		CFU/100 mL	200	-	22,800.6
5439000	5/29/2021	56.4	56.4	0.0826	4.66	4010	33.9888%	Fecal		CFU/100 mL	200	-	22,800.6
5439000	10/12/2008	56.3	56.3	0.0826	4.65	4012	34.0058%	Fecal		CFU/100 mL	200	-	22,760.1
5439000	3/27/2014	56.3	56.3	0.0826	4.65	4012	34.0058%	Fecal		CFU/100 mL	200	-	22,760.1
5439000	6/16/2014	56.3	56.3	0.0826	4.65	4012	34.0058%	Fecal		CFU/100 mL	200	-	22,760.1
5439000	1/23/2020	56.3	56.3	0.0826	4.65	4012	34.0058%	Fecal		CFU/100 mL	200	-	22,760.1
5439000	11/20/2008	56.2	56.2	0.0826	4.64	4016	34.0397%	Fecal		CFU/100 mL	200	-	22,719.7
5439000	2/28/2017	56.2	56.2	0.0826	4.64	4016	34.0397%	Fecal		CFU/100 mL	200	-	22,719.7
5439000	12/11/2019	56.2	56.2	0.0826	4.64	4016	34.0397%	Fecal		CFU/100 mL	200	-	22,719.7
5439000	6/25/2004	56.1	56.1	0.0826	4.63	4019	34.0651%	Fecal		CFU/100 mL	200	-	22,679.3
5439000	3/2/2005	56.1	56.1	0.0826	4.63	4019	34.0651%	Fecal		CFU/100 mL	200	-	22,679.3
5439000	7/8/2021	56.1	56.1	0.0826	4.63	4019	34.0651%	Fecal		CFU/100 mL	200	-	22,679.3
5439000	5/12/1991	56	56	0.0826	4.63	4022	34.0905%	Fecal		CFU/100 mL	200	-	22,638.9
5439000	12/20/1991	56	56	0.0826	4.63	4022	34.0905%	Fecal		CFU/100 mL	200	-	22,638.9
5439000	1/12/1992	56	56	0.0826	4.63	4022	34.0905%	Fecal		CFU/100 mL	200	-	22,638.9
5439000	1/20/1992	56	56	0.0826	4.63	4022	34.0905%	Fecal		CFU/100 mL	200	-	22,638.9

Gage ID	Date	Discharge (CFS)	Gage Discharge (less Surrogate NPDES) (CFS)	Watershed Area Ratio	Calculated flow (CFS)	Rank	Flow Exceedance %	Parameter	Results	Units (mg or micro_gram	Limit/Standard	Actual Load (million colonies/day)	Allowable Load (million colonies/day)
5439000	3/4/1992	56	56	0.0826	4.63	4022	34.0905%	Fecal		CFU/100 mL	200	-	22,638.9
5439000	1/19/1993	56	56	0.0826	4.63	4022	34.0905%	Fecal		CFU/100 mL	200	-	22,638.9
5439000	1/30/1993	56	56	0.0826	4.63	4022	34.0905%	Fecal		CFU/100 mL	200	-	22,638.9
5439000	5/24/1993	56	56	0.0826	4.63	4022	34.0905%	Fecal		CFU/100 mL	200	-	22,638.9
5439000	10/16/1993	56	56	0.0826	4.63	4022	34.0905%	Fecal		CFU/100 mL	200	-	22,638.9
5439000	12/4/1993	56	56	0.0826	4.63	4022	34.0905%	Fecal		CFU/100 mL	200	-	22,638.9
5439000	12/31/1993	56	56	0.0826	4.63	4022	34.0905%	Fecal		CFU/100 mL	200	-	22,638.9
5439000	11/22/1994	56	56	0.0826	4.63	4022	34.0905%	Fecal		CFU/100 mL	200	-	22,638.9
5439000	1/28/1995	56	56	0.0826	4.63	4022	34.0905%	Fecal		CFU/100 mL	200	-	22,638.9
5439000	3/22/1995	56	56	0.0826	4.63	4022	34.0905%	Fecal		CFU/100 mL	200	-	22,638.9
5439000	4/2/1995	56	56	0.0826	4.63	4022	34.0905%	Fecal		CFU/100 mL	200	-	22,638.9
5439000	2/11/1996	56	56	0.0826	4.63	4022	34.0905%	Fecal		CFU/100 mL	200	-	22,638.9
5439000	4/5/1997	56	56	0.0826	4.63	4022	34.0905%	Fecal		CFU/100 mL	200	-	22,638.9
5439000	2/22/1999	56	56	0.0826	4.63	4022	34.0905%	Fecal		CFU/100 mL	200	-	22,638.9
5439000	3/7/1999	56	56	0.0826	4.63	4022	34.0905%	Fecal		CFU/100 mL	200	-	22,638.9
5439000	5/9/2000	56	56	0.0826	4.63	4022	34.0905%	Fecal		CFU/100 mL	200	-	22,638.9
5439000	11/12/2000	56	56	0.0826	4.63	4022	34.0905%	Fecal		CFU/100 mL	200	-	22,638.9
5439000	2/4/2001	56	56	0.0826	4.63	4022	34.0905%	Fecal		CFU/100 mL	200	-	22,638.9
5439000	6/22/2002	56	56	0.0826	4.63	4022	34.0905%	Fecal		CFU/100 mL	200	-	22,638.9
5439000	7/9/2003	56	56	0.0826	4.63	4022	34.0905%	Fecal		CFU/100 mL	200	-	22,638.9
5439000	4/1/2010	56	56	0.0826	4.63	4022	34.0905%	Fecal		CFU/100 mL	200	-	22,638.9
5439000	4/17/2016	56	56	0.0826	4.63	4022	34.0905%	Fecal		CFU/100 mL	200	-	22,638.9
5439000	11/2/2016	56	56	0.0826	4.63	4022	34.0905%	Fecal		CFU/100 mL	200	-	22,638.9
5439000	5/10/2018	56	56	0.0826	4.63	4022	34.0905%	Fecal		CFU/100 mL	200	-	22,638.9
5439000	5/29/2007	55.9	55.9	0.0826	4.62	4050	34.3279%	Fecal		CFU/100 mL	200	-	22,598.4
5439000	4/27/2008	55.9	55.9	0.0826	4.62	4050	34.3279%	Fecal		CFU/100 mL	200	-	22,598.4
5439000	3/10/2014	55.9	55.9	0.0826	4.62	4050	34.3279%	Fecal		CFU/100 mL	200	-	22,598.4
5439000	2/13/2020	55.8	55.8	0.0826	4.61	4053	34.3533%	Fecal		CFU/100 mL	200	-	22,558.0
5439000	4/21/2007	55.7	55.7	0.0826	4.60	4054	34.3618%	Fecal		CFU/100 mL	200	-	22,517.6
5439000	5/28/2003	55.6	55.6	0.0826	4.59	4055	34.3702%	Fecal		CFU/100 mL	200	-	22,477.1
5439000	5/20/2006	55.6	55.6	0.0826	4.59	4055	34.3702%	Fecal		CFU/100 mL	200	-	22,477.1
5439000	1/11/2010	55.6	55.6	0.0826	4.59	4055	34.3702%	Fecal		CFU/100 mL	200	-	22,477.1
5439000	4/3/2010	55.6	55.6	0.0826	4.59	4055	34.3702%	Fecal		CFU/100 mL	200	-	22,477.1
5439000	4/10/2021	55.6	55.6	0.0826	4.59	4055	34.3702%	Fecal		CFU/100 mL	200	-	22,477.1
5439000	9/13/2007	55.5	55.5	0.0826	4.58	4060	34.4126%	Fecal		CFU/100 mL	200	-	22,436.7
5439000	10/7/2008	55.5	55.5	0.0826	4.58	4060	34.4126%	Fecal		CFU/100 mL	200	-	22,436.7
5439000	12/15/2018	55.5	55.5	0.0826	4.58	4060	34.4126%	Fecal		CFU/100 mL	200	-	22,436.7
5439000	6/11/2016	55.4	55.4	0.0826	4.58	4063	34.4380%	Fecal		CFU/100 mL	200	-	22,396.3
5439000	7/22/2016	55.4	55.4	0.0826	4.58	4063	34.4380%	Fecal		CFU/100 mL	200	-	22,396.3
5439000	3/6/2020	55.4	55.4	0.0826	4.58	4063	34.4380%	Fecal		CFU/100 mL	200	-	22,396.3
5439000	6/7/2017	55.3	55.3	0.0826	4.57	4066	34.4635%	Fecal		CFU/100 mL	200	-	22,355.9
5439000	7/19/2014	55.2	55.2	0.0826	4.56	4067	34.4719%	Fecal		CFU/100 mL	200	-	22,315.4
5439000	4/16/2020	55.2	55.2	0.0826	4.56	4067	34.4719%	Fecal		CFU/100 mL	200	-	22,315.4
5439000	4/30/2004	55.1	55.1	0.0826	4.55	4069	34.4889%	Fecal		CFU/100 mL	200	-	22,275.0
5439000	2/17/1990	55	55	0.0826	4.54	4070	34.4974%	Fecal		CFU/100 mL	200	-	22,234.6
5439000	4/25/1990	55	55	0.0826	4.54	4070	34.4974%	Fecal		CFU/100 mL	200	-	22,234.6
5439000	6/28/1990	55	55	0.0826	4.54	4070	34.4974%	Fecal		CFU/100 mL	200	-	22,234.6
5439000	3/5/1992	55	55	0.0826	4.54	4070	34.4974%	Fecal		CFU/100 mL	200	-	22,234.6
5439000	10/6/1993	55	55	0.0826	4.54	4070	34.4974%	Fecal		CFU/100 mL	200	-	22,234.6
5439000	10/13/1993	55	55	0.0826	4.54	4070	34.4974%	Fecal		CFU/100 mL	200	-	22,234.6
5439000	2/17/1994	55	55	0.0826	4.54	4070	34.4974%	Fecal		CFU/100 mL	200	-	22,234.6
5439000	12/4/1994	55	55	0.0826	4.54	4070	34.4974%	Fecal		CFU/100 mL	200	-	22,234.6
5439000	12/5/1994	55	55	0.0826	4.54	4070	34.4974%	Fecal		CFU/100 mL	200	-	22,234.6
5439000	12/7/1994	55	55	0.0826	4.54	4070	34.4974%	Fecal		CFU/100 mL	200	-	22,234.6
5439000	12/18/1994	55	55	0.0826	4.54	4070	34.4974%	Fecal		CFU/100 mL	200	-	22,234.6
5439000	12/19/1994	55	55	0.0826	4.54	4070	34.4974%	Fecal		CFU/100 mL	200	-	22,234.6
5439000	12/20/1994	55	55	0.0826	4.54	4070	34.4974%	Fecal		CFU/100 mL	200	-	22,234.6
5439000	1/9/1995	55	55	0.0826	4.54	4070	34.4974%	Fecal		CFU/100 mL	200	-	22,234.6
5439000	1/29/1995	55	55	0.0826	4.54	4070	34.4974%	Fecal		CFU/100 mL	200	-	22,234.6
5439000	6/20/1995	55	55	0.0826	4.54	4070	34.4974%	Fecal		CFU/100 mL	200	-	22,234.6
5439000	7/6/1995	55	55	0.0826	4.54	4070	34.4974%	Fecal		CFU/100 mL	200	-	22,234.6
5439000	11/22/1995	55	55	0.0826	4.54	4070	34.4974%	Fecal		CFU/100 mL	200	-	22,234.6
5439000	3/19/1997	55	55	0.0826	4.54	4070	34.4974%	Fecal		CFU/100 mL	200	-	22,234.6
5439000	5/30/1997	55	55	0.0826	4.54	4070	34.4974%	Fecal		CFU/100 mL	200	-	22,234.6
5439000	2/4/1998	55	55	0.0826	4.54	4070	34.4974%	Fecal		CFU/100 mL	200	-	22,234.6
5439000	12/14/1998	55	55	0.0826	4.54	4070	34.4974%	Fecal		CFU/100 mL	200	-	22,234.6
5439000	2/23/1999	55	55	0.0826	4.54	4070	34.4974%	Fecal		CFU/100 mL	200	-	22,234.6
5439000	3/27/1999	55	55	0.0826	4.54	4070	34.4974%	Fecal		CFU/100 mL	200	-	22,234.6
5439000	5/17/2000	55	55	0.0826	4.54	4070	34.4974%	Fecal		CFU/100 mL	200	-	22,234.6
5439000	7/16/2000	55	55	0.0826	4.54	4070	34.4974%	Fecal		CFU/100 mL	200	-	22,234.6
5439000	2/20/2013	55	55	0.0826	4.54	4070	34.4974%	Fecal		CFU/100 mL	200	-	22,234.6
5439000	4/18/2016	55	55	0.0826	4.54	4070	34.4974%	Fecal		CFU/100 mL	200	-	22,234.6
5439000	6/28/2016	55	55	0.0826	4.54	4070	34.4974%	Fecal		CFU/100 mL	200	-	22,234.6
5439000	6/2/2018	55	55	0.0826	4.54	4070	34.4974%	Fecal		CFU/100 mL	200	-	22,234.6
5439000	4/14/2011	54.9	54.9	0.0826	4.54	4100	34.7517%	Fecal		CFU/100 mL	200	-	22,194.2
5439000	4/18/2015	54.9	54.9	0.0826	4.54	4100	34.7517%	Fecal		CFU/100 mL	200	-	22,194.2
5439000	11/29/2018	54.9	54.9	0.0826	4.54	4100	34.7517%	Fecal		CFU/100 mL	200	-	22,194.2
5439000	3/1/2020	54.9	54.9	0.0826	4.54	4100	34.7517%	Fecal		CFU/100 mL	200	-	22,194.2
5439000	10/4/2008	54.8	54.8	0.0826	4.53	4104	34.7856%	Fecal		CFU/100 mL	200	-	22,153.7
5439000	12/10/2011	54.8	54.8	0.0826	4.53	4104	34.7856%	Fecal		CFU/100 mL	200	-	22,153.7
5439000	12/14/2019	54.8	54.8	0.0826	4.53	4104	34.7856%	Fecal		CFU/100 mL	200	-	22,153.7
5439000	4/20/2010	54.7	54.7	0.0826	4.52	4107	34.8110%	Fecal		CFU/100 mL	200	-	22,113.3
5439000	2/5/2017	54.7	54.7	0.0826	4.52	4107	34.8110%	Fecal		CFU/100 mL	200	-	22,113.3
5439000	4/22/2020	54.7	54.7	0.0826	4.52	4107	34.8110%	Fecal		CFU/100 mL	200	-	22,113.3
5439000	7/4/1994	54.6	54.6	0.0826	4.51	4110	34.8364%	Fecal		CFU/100 mL	200	-	22,072.9
5439000	5/29/2006	54.6	54.6	0.0826	4.51	4110	34.8364%	Fecal		CFU/100 mL	200	-	22,072.9
5439000	6/28/2011	54.6	54.6	0.0826	4.51	4110	34.8364%	Fecal		CFU/100 mL	200	-	22,072.9
5439000	4/19/2015	54.6	54.6	0.0826	4.51	4110	34.8364%	Fecal		CFU/100 mL	200	-	22,072.9
5439000	7/14/2018	54.6	54.6	0.0826	4.51	4110	34.8364%	Fecal		CFU/100 mL	200	-	22,072.9
5439000	12/12/2019	54.6	54.6	0.0826	4.51	4110	34.8364%	Fecal		CFU/100 mL	200	-	22,072.9
5439000	2/2/2020	54.6	54.6	0.0826	4.51	4110	34.8364%	Fecal		CFU/100 mL	200	-	22,072.9
5439000	3/30/1994	54.5	54.5	0.0826	4.50	4117	34.8957%	Fecal		CFU/100 mL	200	-	22,032.5
5439000	2/19/2002	54.5	54.5	0.0826	4.50	4117	34.8957%	Fecal		CFU/100 mL	200	-	22,032.5
5439000	3/4/2005	54.5	54.5	0.0826	4.50	4117	34.8957%	Fecal		CFU/100 mL	200	-	22,032.5
5439000	4/10/2019	54.5	54.5	0.0826	4.50	4117	34.8957%	Fecal		CFU/100 mL	200	-	22,032.5
5439000	7/8/2019	54.5	54.5	0.0826	4.50	4117	34.8957%	Fecal		CFU/100 mL	200	-	22,032.5
5439000	4/23/2020	54.5	54.5	0.0826	4.50	4117	34.8957%	Fecal		CFU/100 mL	200	-	22,032.5
5439000	4/6/2021	54.5	54.5	0.0826	4.50	4117	34.8957%	Fecal		CFU/100 mL	200	-	22,032.5
5439000	1/19/2007	54.4	54.4	0.0826	4.49	4124	34.9551%	Fecal		CFU/100 mL	200	-	21,992.0
5439000	4/19/2016	54.4	54.4	0.0826	4.49	4124	34.9551%	Fecal		CFU/100 mL	200	-	21,992.0
5439000	10/31/2017	54.4	54.4	0.0826	4.49	4124	34.9551%	Fecal		CFU/100 mL	200	-	21,992.0
5439000	2/18/2019	54.4	54.4	0.0826	4.49	4124	34.9551%	Fecal		CFU/100 mL	200	-	21,992.0
5439000	7/3/2010	54.3	54.3	0.0826	4.49	4128	34.9890%	Fecal		CFU/100 mL	200	-	21,951.6
5439000	11/7/2017	54.3	54.3	0.0826	4.49	4128	34.9890%	Fecal		CFU/100 mL	200	-	21,951.6
5439000	6/20/2013	54.2	54.2	0.0826	4.48	4130	35.0059%	Fecal		CFU/100 mL	200	-	21,911.2
5439000	4/1/2014	54.2	54.2	0.0826	4.48	4130	35.0059%	Fecal		CFU/100 mL	200	-	21,911.2
5439000	5/18/2014	54.2	54.2	0.0826	4.48	4130	35.0059%	Fecal		CFU/100 mL	200	-	21,911.2
5439000	4/12/2019	54.2	54.2	0.0826	4.48	4130	35.0059%	Fecal		CFU/100 mL	200	-	21,911.2
5439000	7/23/2008	54.1	54.1	0.0826	4.47	4134	35.0398%	Fecal		CFU/100 mL	200	-	21,870.8
5439000	1/18/2012	54.1	54.1	0.0826	4.47	4134	35.0398%	Fecal		CFU/100 mL	200	-	21,870.8
5439000	3/30/2014	54.1	54.1	0.0826	4.47	4134	35.0398%	Fecal		CFU/100 mL	200	-	21,870.8
5439000	3/14/2018	54.1	54.1	0.0826	4.47	4134	35.0398%	Fecal		CFU/100 mL	200	-	21,870.8
5439000	3/16/2022	30.6	30.6	0.1459	4.47	4138	35.0737%	Fecal		CFU/100 mL	200	-	21,853.2
5439000	4/28/1990	54	54	0.0826	4.46	4139	35.0822%	Fecal		CFU/100 mL	200	-	21,830.3
5439000	6/4/1990	54	54	0.0826	4.46	4139	35.0822%	Fecal		CFU/100 mL	200	-	21,830.3

Gage ID	Date	Discharge (CFS)	Gage Discharge (less Surrogate NPDES) (CFS)	Watershed Area Ratio	Calculated flow (CFS)	Rank	Flow Exceedance %	Parameter	Results	Units (mg or micro_gram	Limit/Standard	Actual Load (million colonies/day)	Allowable Load (million colonies/day)
5439000	6/5/1990	54	54	0.0826	4.46	4139	35.0822%	Fecal		CFU/100 mL	200	-	21,830.3
5439000	6/8/1990	54	54	0.0826	4.46	4139	35.0822%	Fecal		CFU/100 mL	200	-	21,830.3
5439000	8/25/1990	54	54	0.0826	4.46	4139	35.0822%	Fecal		CFU/100 mL	200	-	21,830.3
5439000	12/25/1990	54	54	0.0826	4.46	4139	35.0822%	Fecal		CFU/100 mL	200	-	21,830.3
5439000	1/1/1991	54	54	0.0826	4.46	4139	35.0822%	Fecal		CFU/100 mL	200	-	21,830.3
5439000	2/15/1991	54	54	0.0826	4.46	4139	35.0822%	Fecal		CFU/100 mL	200	-	21,830.3
5439000	3/7/1991	54	54	0.0826	4.46	4139	35.0822%	Fecal		CFU/100 mL	200	-	21,830.3
5439000	5/1/1991	54	54	0.0826	4.46	4139	35.0822%	Fecal		CFU/100 mL	200	-	21,830.3
5439000	1/13/1992	54	54	0.0826	4.46	4139	35.0822%	Fecal		CFU/100 mL	200	-	21,830.3
5439000	3/18/1992	54	54	0.0826	4.46	4139	35.0822%	Fecal		CFU/100 mL	200	-	21,830.3
5439000	5/1/1992	54	54	0.0826	4.46	4139	35.0822%	Fecal		CFU/100 mL	200	-	21,830.3
5439000	12/12/1992	54	54	0.0826	4.46	4139	35.0822%	Fecal		CFU/100 mL	200	-	21,830.3
5439000	1/17/1993	54	54	0.0826	4.46	4139	35.0822%	Fecal		CFU/100 mL	200	-	21,830.3
5439000	5/21/1993	54	54	0.0826	4.46	4139	35.0822%	Fecal		CFU/100 mL	200	-	21,830.3
5439000	5/22/1993	54	54	0.0826	4.46	4139	35.0822%	Fecal		CFU/100 mL	200	-	21,830.3
5439000	1/30/1995	54	54	0.0826	4.46	4139	35.0822%	Fecal		CFU/100 mL	200	-	21,830.3
5439000	2/28/1995	54	54	0.0826	4.46	4139	35.0822%	Fecal		CFU/100 mL	200	-	21,830.3
5439000	6/28/1995	54	54	0.0826	4.46	4139	35.0822%	Fecal		CFU/100 mL	200	-	21,830.3
5439000	3/31/1997	54	54	0.0826	4.46	4139	35.0822%	Fecal		CFU/100 mL	200	-	21,830.3
5439000	2/5/1998	54	54	0.0826	4.46	4139	35.0822%	Fecal		CFU/100 mL	200	-	21,830.3
5439000	6/28/1998	54	54	0.0826	4.46	4139	35.0822%	Fecal		CFU/100 mL	200	-	21,830.3
5439000	7/11/1998	54	54	0.0826	4.46	4139	35.0822%	Fecal		CFU/100 mL	200	-	21,830.3
5439000	10/24/1998	54	54	0.0826	4.46	4139	35.0822%	Fecal		CFU/100 mL	200	-	21,830.3
5439000	3/15/1999	54	54	0.0826	4.46	4139	35.0822%	Fecal		CFU/100 mL	200	-	21,830.3
5439000	3/28/1999	54	54	0.0826	4.46	4139	35.0822%	Fecal		CFU/100 mL	200	-	21,830.3
5439000	8/8/2000	54	54	0.0826	4.46	4139	35.0822%	Fecal		CFU/100 mL	200	-	21,830.3
5439000	4/25/2001	54	54	0.0826	4.46	4139	35.0822%	Fecal		CFU/100 mL	200	-	21,830.3
5439000	6/22/2001	54	54	0.0826	4.46	4139	35.0822%	Fecal		CFU/100 mL	200	-	21,830.3
5439000	3/22/2002	54	54	0.0826	4.46	4139	35.0822%	Fecal		CFU/100 mL	200	-	21,830.3
5439000	1/18/2005	54	54	0.0826	4.46	4139	35.0822%	Fecal		CFU/100 mL	200	-	21,830.3
5439000	4/4/2006	54	54	0.0826	4.46	4139	35.0822%	Fecal		CFU/100 mL	200	-	21,830.3
5439000	1/19/2008	54	54	0.0826	4.46	4139	35.0822%	Fecal		CFU/100 mL	200	-	21,830.3
5439000	7/1/2009	54	54	0.0826	4.46	4139	35.0822%	Fecal		CFU/100 mL	200	-	21,830.3
5439000	12/16/2009	54	54	0.0826	4.46	4139	35.0822%	Fecal		CFU/100 mL	200	-	21,830.3
5439000	1/17/2012	54	54	0.0826	4.46	4139	35.0822%	Fecal		CFU/100 mL	200	-	21,830.3
5439000	6/5/2013	54	54	0.0826	4.46	4139	35.0822%	Fecal		CFU/100 mL	200	-	21,830.3
5439000	4/19/2014	54	54	0.0826	4.46	4139	35.0822%	Fecal		CFU/100 mL	200	-	21,830.3
5439000	12/24/1993	53.9	53.9	0.0826	4.45	4178	35.4128%	Fecal		CFU/100 mL	200	-	21,789.9
5439000	1/5/2012	53.9	53.9	0.0826	4.45	4178	35.4128%	Fecal		CFU/100 mL	200	-	21,789.9
5439000	6/20/2017	53.9	53.9	0.0826	4.45	4178	35.4128%	Fecal		CFU/100 mL	200	-	21,789.9
5439000	10/25/1993	53.8	53.8	0.0826	4.44	4181	35.4382%	Fecal		CFU/100 mL	200	-	21,749.5
5439000	5/5/2006	53.8	53.8	0.0826	4.44	4181	35.4382%	Fecal		CFU/100 mL	200	-	21,749.5
5439000	6/29/2006	53.8	53.8	0.0826	4.44	4181	35.4382%	Fecal		CFU/100 mL	200	-	21,749.5
5439000	8/17/2007	53.8	53.8	0.0826	4.44	4181	35.4382%	Fecal		CFU/100 mL	200	-	21,749.5
5439000	3/11/2017	53.8	53.8	0.0826	4.44	4181	35.4382%	Fecal		CFU/100 mL	200	-	21,749.5
5439000	1/17/2019	53.8	53.8	0.0826	4.44	4181	35.4382%	Fecal		CFU/100 mL	200	-	21,749.5
5439000	1/26/2020	53.8	53.8	0.0826	4.44	4181	35.4382%	Fecal		CFU/100 mL	200	-	21,749.5
5439000	4/8/2021	53.8	53.8	0.0826	4.44	4181	35.4382%	Fecal		CFU/100 mL	200	-	21,749.5
5439000	1/11/2009	53.7	53.7	0.0826	4.44	4189	35.5060%	Fecal		CFU/100 mL	200	-	21,709.0
5439000	2/9/2012	53.7	53.7	0.0826	4.44	4189	35.5060%	Fecal		CFU/100 mL	200	-	21,709.0
5439000	3/27/2013	53.7	53.7	0.0826	4.44	4189	35.5060%	Fecal		CFU/100 mL	200	-	21,709.0
5439000	4/2/2015	53.7	53.7	0.0826	4.44	4189	35.5060%	Fecal		CFU/100 mL	200	-	21,709.0
5439000	4/20/2016	53.7	53.7	0.0826	4.44	4189	35.5060%	Fecal		CFU/100 mL	200	-	21,709.0
5439000	4/27/2016	53.7	53.7	0.0826	4.44	4189	35.5060%	Fecal		CFU/100 mL	200	-	21,709.0
5439000	11/8/2008	53.6	53.6	0.0826	4.43	4195	35.5569%	Fecal		CFU/100 mL	200	-	21,668.6
5439000	2/10/2012	53.6	53.6	0.0826	4.43	4195	35.5569%	Fecal		CFU/100 mL	200	-	21,668.6
5439000	6/8/2017	53.6	53.6	0.0826	4.43	4195	35.5569%	Fecal		CFU/100 mL	200	-	21,668.6
5439000	6/11/2021	53.6	53.6	0.0826	4.43	4195	35.5569%	Fecal		CFU/100 mL	200	-	21,668.6
5439000	6/23/1994	53.5	53.5	0.0826	4.42	4199	35.5908%	Fecal		CFU/100 mL	200	-	21,628.2
5439000	4/26/2002	53.5	53.5	0.0826	4.42	4199	35.5908%	Fecal		CFU/100 mL	200	-	21,628.2
5439000	6/16/2010	53.5	53.5	0.0826	4.42	4199	35.5908%	Fecal		CFU/100 mL	200	-	21,628.2
5439000	12/5/1993	53.4	53.4	0.0826	4.41	4202	35.6162%	Fecal		CFU/100 mL	200	-	21,587.8
5439000	2/21/2009	53.4	53.4	0.0826	4.41	4202	35.6162%	Fecal		CFU/100 mL	200	-	21,587.8
5439000	5/17/2012	53.4	53.4	0.0826	4.41	4202	35.6162%	Fecal		CFU/100 mL	200	-	21,587.8
5439000	5/15/2013	53.4	53.4	0.0826	4.41	4202	35.6162%	Fecal		CFU/100 mL	200	-	21,587.8
5439000	4/4/2021	53.4	53.4	0.0826	4.41	4202	35.6162%	Fecal		CFU/100 mL	200	-	21,587.8
5439000	2/3/2010	53.3	53.3	0.0826	4.40	4207	35.6586%	Fecal		CFU/100 mL	200	-	21,547.3
5439000	4/2/2010	53.3	53.3	0.0826	4.40	4207	35.6586%	Fecal		CFU/100 mL	200	-	21,547.3
5439000	1/6/2012	53.3	53.3	0.0826	4.40	4207	35.6586%	Fecal		CFU/100 mL	200	-	21,547.3
5439000	2/24/2012	53.3	53.3	0.0826	4.40	4207	35.6586%	Fecal		CFU/100 mL	200	-	21,547.3
5439000	3/29/2013	53.3	53.3	0.0826	4.40	4207	35.6586%	Fecal		CFU/100 mL	200	-	21,547.3
5439000	2/9/2017	53.3	53.3	0.0826	4.40	4207	35.6586%	Fecal		CFU/100 mL	200	-	21,547.3
5439000	4/9/2021	53.3	53.3	0.0826	4.40	4207	35.6586%	Fecal		CFU/100 mL	200	-	21,547.3
5439000	12/23/1993	53.2	53.2	0.0826	4.39	4214	35.7179%	Fecal		CFU/100 mL	200	-	21,506.9
5439000	4/22/2007	53.2	53.2	0.0826	4.39	4214	35.7179%	Fecal		CFU/100 mL	200	-	21,506.9
5439000	6/1/2012	53.2	53.2	0.0826	4.39	4214	35.7179%	Fecal		CFU/100 mL	200	-	21,506.9
5439000	3/31/2014	53.2	53.2	0.0826	4.39	4214	35.7179%	Fecal		CFU/100 mL	200	-	21,506.9
5439000	7/15/2020	53.2	53.2	0.0826	4.39	4214	35.7179%	Fecal		CFU/100 mL	200	-	21,506.9
5439000	2/11/2005	53.1	53.1	0.0826	4.39	4219	35.7603%	Fecal		CFU/100 mL	200	-	21,466.5
5439000	6/14/2006	53.1	53.1	0.0826	4.39	4219	35.7603%	Fecal		CFU/100 mL	200	-	21,466.5
5439000	4/9/2014	53.1	53.1	0.0826	4.39	4219	35.7603%	Fecal		CFU/100 mL	200	-	21,466.5
5439000	12/21/1991	53	53	0.0826	4.38	4222	35.7857%	Fecal		CFU/100 mL	200	-	21,426.1
5439000	3/19/1992	53	53	0.0826	4.38	4222	35.7857%	Fecal		CFU/100 mL	200	-	21,426.1
5439000	4/30/1992	53	53	0.0826	4.38	4222	35.7857%	Fecal		CFU/100 mL	200	-	21,426.1
5439000	8/15/1993	53	53	0.0826	4.38	4222	35.7857%	Fecal		CFU/100 mL	200	-	21,426.1
5439000	11/23/1994	53	53	0.0826	4.38	4222	35.7857%	Fecal		CFU/100 mL	200	-	21,426.1
5439000	11/24/1994	53	53	0.0826	4.38	4222	35.7857%	Fecal		CFU/100 mL	200	-	21,426.1
5439000	1/31/1995	53	53	0.0826	4.38	4222	35.7857%	Fecal		CFU/100 mL	200	-	21,426.1
5439000	3/23/1995	53	53	0.0826	4.38	4222	35.7857%	Fecal		CFU/100 mL	200	-	21,426.1
5439000	4/3/1995	53	53	0.0826	4.38	4222	35.7857%	Fecal		CFU/100 mL	200	-	21,426.1
5439000	5/19/1996	53	53	0.0826	4.38	4222	35.7857%	Fecal		CFU/100 mL	200	-	21,426.1
5439000	3/20/1997	53	53	0.0826	4.38	4222	35.7857%	Fecal		CFU/100 mL	200	-	21,426.1
5439000	3/21/1997	53	53	0.0826	4.38	4222	35.7857%	Fecal		CFU/100 mL	200	-	21,426.1
5439000	6/2/1998	53	53	0.0826	4.38	4222	35.7857%	Fecal		CFU/100 mL	200	-	21,426.1
5439000	3/11/1999	53	53	0.0826	4.38	4222	35.7857%	Fecal		CFU/100 mL	200	-	21,426.1
5439000	5/18/2000	53	53	0.0826	4.38	4222	35.7857%	Fecal		CFU/100 mL	200	-	21,426.1
5439000	6/10/2000	53	53	0.0826	4.38	4222	35.7857%	Fecal		CFU/100 mL	200	-	21,426.1
5439000	4/26/2001	53	53	0.0826	4.38	4222	35.7857%	Fecal		CFU/100 mL	200	-	21,426.1
5439000	6/16/2001	53	53	0.0826	4.38	4222	35.7857%	Fecal		CFU/100 mL	200	-	21,426.1
5439000	6/23/2002	53	53	0.0826	4.38	4222	35.7857%	Fecal		CFU/100 mL	200	-	21,426.1
5439000	3/12/2005	53	53	0.0826	4.38	4222	35.7857%	Fecal		CFU/100 mL	200	-	21,426.1
5439000	2/2/2017	53	53	0.0826	4.38	4222	35.7857%	Fecal		CFU/100 mL	200	-	21,426.1
5439000	4/21/2010	52.9	52.9	0.0826	4.37	4243	35.9637%	Fecal		CFU/100 mL	200	-	21,385.6
5439000	4/17/2011	52.9	52.9	0.0826	4.37	4243	35.9637%	Fecal		CFU/100 mL	200	-	21,385.6
5439000	8/5/2014	52.9	52.9	0.0826	4.37	4243	35.9637%	Fecal		CFU/100 mL	200	-	21,385.6
5439000	2/17/2020	52.9	52.9	0.0826	4.37	4243	35.9637%	Fecal		CFU/100 mL	200	-	21,385.6
5439000	4/29/2008	52.8	52.8	0.0826	4.36	4247	35.9976%	Fecal		CFU/100 mL	200	-	21,345.2
5439000	3/15/2018	52.8	52.8	0.0826	4.36	4247	35.9976%	Fecal		CFU/100 mL	200	-	21,345.2
5439000	7/8/2018	52.8	52.8	0.0826	4.36	4247	35.9976%	Fecal		CFU/100 mL	200	-	21,345.2
5439000	7/24/2019	52.8	52.8	0.0826	4.36	4247	35.9976%	Fecal		CFU/100 mL	200	-	21,345.2
5439000	4/18/2021	52.8	52.8	0.0826	4.36	4247	35.9976%	Fecal		CFU/100 mL	200	-	21,345.2
5439000	3/30/2002	52.7	52.7	0.0826	4.35	4252	36.0400%	Fecal		CFU/100 mL	200	-	21,304.8
5439000	6/8/2007	52.7	52.7	0.0826	4.35	4252	36.0400%	Fecal		CFU/100 mL	200	-	21,304.8
5439000	4/21/2015	52.7	52.7	0.0826	4.35	4252	36.0400%	Fecal		CFU/100 mL	200	-	21,304.8
5439000	6/9/2017	52.7	52.7	0.0826	4.35	4252	36.0400%	Fecal		CFU/100 mL	200	-	21,304.8

Gage ID	Date	Discharge (CFS)	Gage Discharge (less Surrogate NPDES) (CFS)	Watershed Area Ratio	Calculated flow (CFS)	Rank	Flow Exceedance %	Parameter	Results	Units (mg or micro_gram	Limit/Standard	Actual Load (million colonies/day)	Allowable Load (million colonies/day)
5439000	4/14/2019	52.7	52.7	0.0826	4.35	4252	36.0400%	Fecal		CFU/100 mL	200	-	21,304.8
5439000	3/3/2005	52.6	52.6	0.0826	4.35	4257	36.0824%	Fecal		CFU/100 mL	200	-	21,264.4
5439000	11/4/2008	52.6	52.6	0.0826	4.35	4257	36.0824%	Fecal		CFU/100 mL	200	-	21,264.4
5439000	5/29/2010	52.6	52.6	0.0826	4.35	4257	36.0824%	Fecal		CFU/100 mL	200	-	21,264.4
5439000	12/6/2016	52.6	52.6	0.0826	4.35	4257	36.0824%	Fecal		CFU/100 mL	200	-	21,264.4
5439000	10/5/2008	52.5	52.5	0.0826	4.34	4261	36.1163%	Fecal		CFU/100 mL	200	-	21,223.9
5439000	8/3/2017	52.5	52.5	0.0826	4.34	4261	36.1163%	Fecal		CFU/100 mL	200	-	21,223.9
5439000	12/16/2018	52.5	52.5	0.0826	4.34	4261	36.1163%	Fecal		CFU/100 mL	200	-	21,223.9
5439000	5/16/2021	52.5	52.5	0.0826	4.34	4261	36.1163%	Fecal		CFU/100 mL	200	-	21,223.9
5439000	6/3/2003	52.4	52.4	0.0826	4.33	4265	36.1502%	Fecal		CFU/100 mL	200	-	21,183.5
5439000	5/24/2006	52.4	52.4	0.0826	4.33	4265	36.1502%	Fecal		CFU/100 mL	200	-	21,183.5
5439000	4/2/2011	52.4	52.4	0.0826	4.33	4265	36.1502%	Fecal		CFU/100 mL	200	-	21,183.5
5439000	11/17/2011	52.4	52.4	0.0826	4.33	4265	36.1502%	Fecal		CFU/100 mL	200	-	21,183.5
5439000	3/25/2015	52.4	52.4	0.0826	4.33	4265	36.1502%	Fecal		CFU/100 mL	200	-	21,183.5
5439000	8/29/2015	52.4	52.4	0.0826	4.33	4265	36.1502%	Fecal		CFU/100 mL	200	-	21,183.5
5439000	5/11/2007	52.3	52.3	0.0826	4.32	4271	36.2011%	Fecal		CFU/100 mL	200	-	21,143.1
5439000	7/29/2007	52.3	52.3	0.0826	4.32	4271	36.2011%	Fecal		CFU/100 mL	200	-	21,143.1
5439000	10/13/2008	52.3	52.3	0.0826	4.32	4271	36.2011%	Fecal		CFU/100 mL	200	-	21,143.1
5439000	2/1/2016	52.3	52.3	0.0826	4.32	4271	36.2011%	Fecal		CFU/100 mL	200	-	21,143.1
5439000	4/29/2016	52.3	52.3	0.0826	4.32	4271	36.2011%	Fecal		CFU/100 mL	200	-	21,143.1
5439000	3/13/2017	52.3	52.3	0.0826	4.32	4271	36.2011%	Fecal		CFU/100 mL	200	-	21,143.1
5439000	2/20/2019	52.3	52.3	0.0826	4.32	4271	36.2011%	Fecal		CFU/100 mL	200	-	21,143.1
5439000	6/12/2020	52.3	52.3	0.0826	4.32	4271	36.2011%	Fecal		CFU/100 mL	200	-	21,143.1
5439000	6/28/2020	52.3	52.3	0.0826	4.32	4271	36.2011%	Fecal		CFU/100 mL	200	-	21,143.1
5439000	2/18/2020	52.2	52.2	0.0826	4.31	4280	36.2773%	Fecal		CFU/100 mL	200	-	21,102.6
5439000	7/19/2020	52.2	52.2	0.0826	4.31	4280	36.2773%	Fecal		CFU/100 mL	200	-	21,102.6
5439000	4/17/2012	52.1	52.1	0.0826	4.30	4282	36.2943%	Fecal		CFU/100 mL	200	-	21,062.2
5439000	3/22/2015	52.1	52.1	0.0826	4.30	4282	36.2943%	Fecal		CFU/100 mL	200	-	21,062.2
5439000	11/30/2018	52.1	52.1	0.0826	4.30	4282	36.2943%	Fecal		CFU/100 mL	200	-	21,062.2
5439000	7/19/2021	52.1	52.1	0.0826	4.30	4282	36.2943%	Fecal		CFU/100 mL	200	-	21,062.2
5439000	4/26/1990	52	52	0.0826	4.30	4286	36.3282%	Fecal		CFU/100 mL	200	-	21,021.8
5439000	6/6/1990	52	52	0.0826	4.30	4286	36.3282%	Fecal		CFU/100 mL	200	-	21,021.8
5439000	7/6/1990	52	52	0.0826	4.30	4286	36.3282%	Fecal		CFU/100 mL	200	-	21,021.8
5439000	11/11/1990	52	52	0.0826	4.30	4286	36.3282%	Fecal		CFU/100 mL	200	-	21,021.8
5439000	12/28/1990	52	52	0.0826	4.30	4286	36.3282%	Fecal		CFU/100 mL	200	-	21,021.8
5439000	2/18/1991	52	52	0.0826	4.30	4286	36.3282%	Fecal		CFU/100 mL	200	-	21,021.8
5439000	5/13/1991	52	52	0.0826	4.30	4286	36.3282%	Fecal		CFU/100 mL	200	-	21,021.8
5439000	5/14/1991	52	52	0.0826	4.30	4286	36.3282%	Fecal		CFU/100 mL	200	-	21,021.8
5439000	6/16/1991	52	52	0.0826	4.30	4286	36.3282%	Fecal		CFU/100 mL	200	-	21,021.8
5439000	3/22/1992	52	52	0.0826	4.30	4286	36.3282%	Fecal		CFU/100 mL	200	-	21,021.8
5439000	2/9/1993	52	52	0.0826	4.30	4286	36.3282%	Fecal		CFU/100 mL	200	-	21,021.8
5439000	7/10/1993	52	52	0.0826	4.30	4286	36.3282%	Fecal		CFU/100 mL	200	-	21,021.8
5439000	9/23/1993	52	52	0.0826	4.30	4286	36.3282%	Fecal		CFU/100 mL	200	-	21,021.8
5439000	12/30/1993	52	52	0.0826	4.30	4286	36.3282%	Fecal		CFU/100 mL	200	-	21,021.8
5439000	12/21/1994	52	52	0.0826	4.30	4286	36.3282%	Fecal		CFU/100 mL	200	-	21,021.8
5439000	12/22/1994	52	52	0.0826	4.30	4286	36.3282%	Fecal		CFU/100 mL	200	-	21,021.8
5439000	6/21/1995	52	52	0.0826	4.30	4286	36.3282%	Fecal		CFU/100 mL	200	-	21,021.8
5439000	7/4/1996	52	52	0.0826	4.30	4286	36.3282%	Fecal		CFU/100 mL	200	-	21,021.8
5439000	8/20/1996	52	52	0.0826	4.30	4286	36.3282%	Fecal		CFU/100 mL	200	-	21,021.8
5439000	3/22/1997	52	52	0.0826	4.30	4286	36.3282%	Fecal		CFU/100 mL	200	-	21,021.8
5439000	2/7/1998	52	52	0.0826	4.30	4286	36.3282%	Fecal		CFU/100 mL	200	-	21,021.8
5439000	6/1/1998	52	52	0.0826	4.30	4286	36.3282%	Fecal		CFU/100 mL	200	-	21,021.8
5439000	10/28/1998	52	52	0.0826	4.30	4286	36.3282%	Fecal		CFU/100 mL	200	-	21,021.8
5439000	12/15/1998	52	52	0.0826	4.30	4286	36.3282%	Fecal		CFU/100 mL	200	-	21,021.8
5439000	3/5/2000	52	52	0.0826	4.30	4286	36.3282%	Fecal		CFU/100 mL	200	-	21,021.8
5439000	5/1/2000	52	52	0.0826	4.30	4286	36.3282%	Fecal		CFU/100 mL	200	-	21,021.8
5439000	6/21/2001	52	52	0.0826	4.30	4286	36.3282%	Fecal		CFU/100 mL	200	-	21,021.8
5439000	12/12/2007	52	52	0.0826	4.30	4286	36.3282%	Fecal		CFU/100 mL	200	-	21,021.8
5439000	7/23/2015	52	52	0.0826	4.30	4286	36.3282%	Fecal		CFU/100 mL	200	-	21,021.8
5439000	3/4/2002	51.9	51.9	0.0826	4.29	4315	36.5740%	Fecal		CFU/100 mL	200	-	20,981.4
5439000	12/4/2009	51.9	51.9	0.0826	4.29	4315	36.5740%	Fecal		CFU/100 mL	200	-	20,981.4
5439000	7/28/2010	51.9	51.9	0.0826	4.29	4315	36.5740%	Fecal		CFU/100 mL	200	-	20,981.4
5439000	12/11/2011	51.8	51.8	0.0826	4.28	4318	36.5994%	Fecal		CFU/100 mL	200	-	20,940.9
5439000	2/19/2020	51.8	51.8	0.0826	4.28	4318	36.5994%	Fecal		CFU/100 mL	200	-	20,940.9
5439000	1/11/2007	51.7	51.7	0.0826	4.27	4320	36.6164%	Fecal		CFU/100 mL	200	-	20,900.5
5439000	6/20/2008	51.7	51.7	0.0826	4.27	4320	36.6164%	Fecal		CFU/100 mL	200	-	20,900.5
5439000	10/14/2008	51.7	51.7	0.0826	4.27	4320	36.6164%	Fecal		CFU/100 mL	200	-	20,900.5
5439000	4/26/2010	51.7	51.7	0.0826	4.27	4320	36.6164%	Fecal		CFU/100 mL	200	-	20,900.5
5439000	7/23/2016	51.7	51.7	0.0826	4.27	4320	36.6164%	Fecal		CFU/100 mL	200	-	20,900.5
5439000	7/9/2019	51.7	51.7	0.0826	4.27	4320	36.6164%	Fecal		CFU/100 mL	200	-	20,900.5
5439000	7/12/2020	51.7	51.7	0.0826	4.27	4320	36.6164%	Fecal		CFU/100 mL	200	-	20,900.5
5439000	3/31/1994	51.6	51.6	0.0826	4.26	4327	36.6757%	Fecal		CFU/100 mL	200	-	20,860.1
5439000	3/5/2005	51.6	51.6	0.0826	4.26	4327	36.6757%	Fecal		CFU/100 mL	200	-	20,860.1
5439000	5/2/2008	51.6	51.6	0.0826	4.26	4327	36.6757%	Fecal		CFU/100 mL	200	-	20,860.1
5439000	7/12/2013	51.6	51.6	0.0826	4.26	4327	36.6757%	Fecal		CFU/100 mL	200	-	20,860.1
5439000	5/22/2014	51.6	51.6	0.0826	4.26	4327	36.6757%	Fecal		CFU/100 mL	200	-	20,860.1
5439000	7/9/2021	51.6	51.6	0.0826	4.26	4327	36.6757%	Fecal		CFU/100 mL	200	-	20,860.1
5439000	4/24/2010	51.5	51.5	0.0826	4.25	4333	36.7266%	Fecal		CFU/100 mL	200	-	20,819.7
5439000	3/25/2013	51.5	51.5	0.0826	4.25	4333	36.7266%	Fecal		CFU/100 mL	200	-	20,819.7
5439000	3/12/2017	51.5	51.5	0.0826	4.25	4333	36.7266%	Fecal		CFU/100 mL	200	-	20,819.7
5439000	10/11/2017	51.5	51.5	0.0826	4.25	4333	36.7266%	Fecal		CFU/100 mL	200	-	20,819.7
5439000	7/10/2021	51.5	51.5	0.0826	4.25	4333	36.7266%	Fecal		CFU/100 mL	200	-	20,819.7
5439000	6/12/2016	51.4	51.4	0.0826	4.25	4338	36.7689%	Fecal		CFU/100 mL	200	-	20,779.2
5439000	4/23/2007	51.3	51.3	0.0826	4.24	4339	36.7774%	Fecal		CFU/100 mL	200	-	20,738.8
5439000	1/12/2010	51.3	51.3	0.0826	4.24	4339	36.7774%	Fecal		CFU/100 mL	200	-	20,738.8
5439000	2/21/2016	51.3	51.3	0.0826	4.24	4339	36.7774%	Fecal		CFU/100 mL	200	-	20,738.8
5439000	5/10/2004	51.2	51.2	0.0826	4.23	4342	36.8028%	Fecal		CFU/100 mL	200	-	20,698.4
5439000	2/27/2005	51.2	51.2	0.0826	4.23	4342	36.8028%	Fecal		CFU/100 mL	200	-	20,698.4
5439000	1/18/2019	51.2	51.2	0.0826	4.23	4342	36.8028%	Fecal		CFU/100 mL	200	-	20,698.4
5439000	4/30/2003	51.1	51.1	0.0826	4.22	4345	36.8283%	Fecal		CFU/100 mL	200	-	20,658.0
5439000	3/21/2012	51.1	51.1	0.0826	4.22	4345	36.8283%	Fecal		CFU/100 mL	200	-	20,658.0
5439000	4/22/2016	51.1	51.1	0.0826	4.22	4345	36.8283%	Fecal		CFU/100 mL	200	-	20,658.0
5439000	2/19/1990	51	51	0.0826	4.21	4348	36.8537%	Fecal		CFU/100 mL	200	-	20,617.5
5439000	4/27/1990	51	51	0.0826	4.21	4348	36.8537%	Fecal		CFU/100 mL	200	-	20,617.5
5439000	11/19/1991	51	51	0.0826	4.21	4348	36.8537%	Fecal		CFU/100 mL	200	-	20,617.5
5439000	3/31/1992	51	51	0.0826	4.21	4348	36.8537%	Fecal		CFU/100 mL	200	-	20,617.5
5439000	1/18/1993	51	51	0.0826	4.21	4348	36.8537%	Fecal		CFU/100 mL	200	-	20,617.5
5439000	3/2/1993	51	51	0.0826	4.21	4348	36.8537%	Fecal		CFU/100 mL	200	-	20,617.5
5439000	12/9/1994	51	51	0.0826	4.21	4348	36.8537%	Fecal		CFU/100 mL	200	-	20,617.5
5439000	12/10/1994	51	51	0.0826	4.21	4348	36.8537%	Fecal		CFU/100 mL	200	-	20,617.5
5439000	12/17/1994	51	51	0.0826	4.21	4348	36.8537%	Fecal		CFU/100 mL	200	-	20,617.5
5439000	6/29/1995	51	51	0.0826	4.21	4348	36.8537%	Fecal		CFU/100 mL	200	-	20,617.5
5439000	3/24/1997	51	51	0.0826	4.21	4348	36.8537%	Fecal		CFU/100 mL	200	-	20,617.5
5439000	4/7/1997	51	51	0.0826	4.21	4348	36.8537%	Fecal		CFU/100 mL	200	-	20,617.5
5439000	1/16/1998	51	51	0.0826	4.21	4348	36.8537%	Fecal		CFU/100 mL	200	-	20,617.5
5439000	6/26/1998	51	51	0.0826	4.21	4348	36.8537%	Fecal		CFU/100 mL	200	-	20,617.5
5439000	10/29/1998	51	51	0.0826	4.21	4348	36.8537%	Fecal		CFU/100 mL	200	-	20,617.5
5439000	11/17/1998	51	51	0.0826	4.21	4348	36.8537%	Fecal		CFU/100 mL	200	-	20,617.5
5439000	2/24/1999	51	51	0.0826	4.21	4348	36.8537%	Fecal		CFU/100 mL	200	-	20,617.5
5439000	6/29/1999	51	51	0.0826	4.21	4348	36.8537%	Fecal		CFU/100 mL	200	-	20,617.5
5439000	4/30/2000	51	51	0.0826	4.21	4348	36.8537%	Fecal		CFU/100 mL	200	-	20,617.5
5439000	5/19/2000	51	51	0.0826	4.21	4348	36.8537%	Fecal		CFU/100 mL	200	-	20,617.5
5439000	8/1/2000	51	51	0.0826	4.21	4348	36.8537%	Fecal		CFU/100 mL	200	-	20,617.5
5439000	2/8/2001	51	51	0.0826	4.21	4348	36.8537%	Fecal		CFU/100 mL	200	-	20,617.5
5439000	3/23/2002	51	51	0.0826	4.21	4348	36.8537%	Fecal		CFU/100 mL	200	-	20,617.5

Gage ID	Date	Discharge (CFS)	Gage Discharge (less Surrogate NPDES) (CFS)	Watershed Area Ratio	Calculated flow (CFS)	Rank	Flow Exceedance %	Parameter	Results	Units (mg or micro_gram	Limit/Standard	Actual Load (million colonies/day)	Allowable Load (million colonies/day)
5439000	2/12/2005	51	51	0.0826	4.21	4348	36.8537%	Fecal		CFU/100 mL	200	-	20,617.5
5439000	2/26/2005	51	51	0.0826	4.21	4348	36.8537%	Fecal		CFU/100 mL	200	-	20,617.5
5439000	2/22/2009	51	51	0.0826	4.21	4348	36.8537%	Fecal		CFU/100 mL	200	-	20,617.5
5439000	10/23/2017	51	51	0.0826	4.21	4348	36.8537%	Fecal		CFU/100 mL	200	-	20,617.5
5439000	4/2/2002	50.9	50.9	0.0826	4.20	4375	37.0826%	Fecal		CFU/100 mL	200	-	20,577.1
5439000	12/8/2004	50.9	50.9	0.0826	4.20	4375	37.0826%	Fecal		CFU/100 mL	200	-	20,577.1
5439000	4/19/2021	50.9	50.9	0.0826	4.20	4375	37.0826%	Fecal		CFU/100 mL	200	-	20,577.1
5439000	6/14/2021	50.9	50.9	0.0826	4.20	4375	37.0826%	Fecal		CFU/100 mL	200	-	20,577.1
5439000	1/16/2007	50.8	50.8	0.0826	4.20	4379	37.1165%	Fecal		CFU/100 mL	200	-	20,536.7
5439000	11/15/2009	50.8	50.8	0.0826	4.20	4379	37.1165%	Fecal		CFU/100 mL	200	-	20,536.7
5439000	4/3/2011	50.8	50.8	0.0826	4.20	4379	37.1165%	Fecal		CFU/100 mL	200	-	20,536.7
5439000	11/4/2017	50.8	50.8	0.0826	4.20	4379	37.1165%	Fecal		CFU/100 mL	200	-	20,536.7
5439000	5/11/2018	50.8	50.8	0.0826	4.20	4379	37.1165%	Fecal		CFU/100 mL	200	-	20,536.7
5439000	4/24/2020	50.8	50.8	0.0826	4.20	4379	37.1165%	Fecal		CFU/100 mL	200	-	20,536.7
5439000	5/1/2004	50.7	50.7	0.0826	4.19	4385	37.1673%	Fecal		CFU/100 mL	200	-	20,496.2
5439000	3/6/2005	50.7	50.7	0.0826	4.19	4385	37.1673%	Fecal		CFU/100 mL	200	-	20,496.2
5439000	8/9/2010	50.7	50.7	0.0826	4.19	4385	37.1673%	Fecal		CFU/100 mL	200	-	20,496.2
5439000	3/8/2019	50.7	50.7	0.0826	4.19	4385	37.1673%	Fecal		CFU/100 mL	200	-	20,496.2
5439000	6/13/2020	50.7	50.7	0.0826	4.19	4385	37.1673%	Fecal		CFU/100 mL	200	-	20,496.2
5439000	7/13/2021	50.7	50.7	0.0826	4.19	4385	37.1673%	Fecal		CFU/100 mL	200	-	20,496.2
5439000	10/12/2018	50.6	50.6	0.0826	4.18	4391	37.2182%	Fecal		CFU/100 mL	200	-	20,455.8
5439000	6/26/2004	50.5	50.5	0.0826	4.17	4392	37.2266%	Fecal		CFU/100 mL	200	-	20,415.4
5439000	4/10/2014	50.5	50.5	0.0826	4.17	4392	37.2266%	Fecal		CFU/100 mL	200	-	20,415.4
5439000	3/25/2017	50.5	50.5	0.0826	4.17	4392	37.2266%	Fecal		CFU/100 mL	200	-	20,415.4
5439000	3/3/2010	50.4	50.4	0.0826	4.16	4395	37.2521%	Fecal		CFU/100 mL	200	-	20,375.0
5439000	6/3/2018	50.4	50.4	0.0826	4.16	4395	37.2521%	Fecal		CFU/100 mL	200	-	20,375.0
5439000	1/19/2012	50.3	50.3	0.0826	4.16	4397	37.2690%	Fecal		CFU/100 mL	200	-	20,334.5
5439000	3/23/2015	50.3	50.3	0.0826	4.16	4397	37.2690%	Fecal		CFU/100 mL	200	-	20,334.5
5439000	2/29/2020	50.3	50.3	0.0826	4.16	4397	37.2690%	Fecal		CFU/100 mL	200	-	20,334.5
5439000	4/7/2021	50.3	50.3	0.0826	4.16	4397	37.2690%	Fecal		CFU/100 mL	200	-	20,334.5
5439000	11/5/2008	50.2	50.2	0.0826	4.15	4401	37.3029%	Fecal		CFU/100 mL	200	-	20,294.1
5439000	7/20/2014	50.2	50.2	0.0826	4.15	4401	37.3029%	Fecal		CFU/100 mL	200	-	20,294.1
5439000	2/9/2016	50.2	50.2	0.0826	4.15	4401	37.3029%	Fecal		CFU/100 mL	200	-	20,294.1
5439000	3/26/2017	50.2	50.2	0.0826	4.15	4401	37.3029%	Fecal		CFU/100 mL	200	-	20,294.1
5439000	5/12/2018	50.2	50.2	0.0826	4.15	4401	37.3029%	Fecal		CFU/100 mL	200	-	20,294.1
5439000	3/1/2002	50.1	50.1	0.0826	4.14	4406	37.3453%	Fecal		CFU/100 mL	200	-	20,253.7
5439000	3/14/2004	50.1	50.1	0.0826	4.14	4406	37.3453%	Fecal		CFU/100 mL	200	-	20,253.7
5439000	10/16/2008	50.1	50.1	0.0826	4.14	4406	37.3453%	Fecal		CFU/100 mL	200	-	20,253.7
5439000	3/8/2020	50.1	50.1	0.0826	4.14	4406	37.3453%	Fecal		CFU/100 mL	200	-	20,253.7
5439000	6/7/1990	50	50	0.0826	4.13	4410	37.3792%	Fecal		CFU/100 mL	200	-	20,213.3
5439000	12/26/1990	50	50	0.0826	4.13	4410	37.3792%	Fecal		CFU/100 mL	200	-	20,213.3
5439000	2/17/1991	50	50	0.0826	4.13	4410	37.3792%	Fecal		CFU/100 mL	200	-	20,213.3
5439000	5/2/1991	50	50	0.0826	4.13	4410	37.3792%	Fecal		CFU/100 mL	200	-	20,213.3
5439000	12/22/1991	50	50	0.0826	4.13	4410	37.3792%	Fecal		CFU/100 mL	200	-	20,213.3
5439000	1/21/1992	50	50	0.0826	4.13	4410	37.3792%	Fecal		CFU/100 mL	200	-	20,213.3
5439000	5/2/1992	50	50	0.0826	4.13	4410	37.3792%	Fecal		CFU/100 mL	200	-	20,213.3
5439000	12/13/1992	50	50	0.0826	4.13	4410	37.3792%	Fecal		CFU/100 mL	200	-	20,213.3
5439000	3/20/1993	50	50	0.0826	4.13	4410	37.3792%	Fecal		CFU/100 mL	200	-	20,213.3
5439000	8/3/1993	50	50	0.0826	4.13	4410	37.3792%	Fecal		CFU/100 mL	200	-	20,213.3
5439000	9/4/1993	50	50	0.0826	4.13	4410	37.3792%	Fecal		CFU/100 mL	200	-	20,213.3
5439000	10/7/1993	50	50	0.0826	4.13	4410	37.3792%	Fecal		CFU/100 mL	200	-	20,213.3
5439000	10/14/1993	50	50	0.0826	4.13	4410	37.3792%	Fecal		CFU/100 mL	200	-	20,213.3
5439000	11/25/1994	50	50	0.0826	4.13	4410	37.3792%	Fecal		CFU/100 mL	200	-	20,213.3
5439000	12/6/1994	50	50	0.0826	4.13	4410	37.3792%	Fecal		CFU/100 mL	200	-	20,213.3
5439000	1/10/1995	50	50	0.0826	4.13	4410	37.3792%	Fecal		CFU/100 mL	200	-	20,213.3
5439000	1/11/1995	50	50	0.0826	4.13	4410	37.3792%	Fecal		CFU/100 mL	200	-	20,213.3
5439000	2/1/1995	50	50	0.0826	4.13	4410	37.3792%	Fecal		CFU/100 mL	200	-	20,213.3
5439000	2/6/1995	50	50	0.0826	4.13	4410	37.3792%	Fecal		CFU/100 mL	200	-	20,213.3
5439000	11/23/1995	50	50	0.0826	4.13	4410	37.3792%	Fecal		CFU/100 mL	200	-	20,213.3
5439000	1/4/1997	50	50	0.0826	4.13	4410	37.3792%	Fecal		CFU/100 mL	200	-	20,213.3
5439000	1/7/1997	50	50	0.0826	4.13	4410	37.3792%	Fecal		CFU/100 mL	200	-	20,213.3
5439000	3/23/1997	50	50	0.0826	4.13	4410	37.3792%	Fecal		CFU/100 mL	200	-	20,213.3
5439000	4/1/1997	50	50	0.0826	4.13	4410	37.3792%	Fecal		CFU/100 mL	200	-	20,213.3
5439000	5/31/1997	50	50	0.0826	4.13	4410	37.3792%	Fecal		CFU/100 mL	200	-	20,213.3
5439000	12/16/1998	50	50	0.0826	4.13	4410	37.3792%	Fecal		CFU/100 mL	200	-	20,213.3
5439000	2/25/1999	50	50	0.0826	4.13	4410	37.3792%	Fecal		CFU/100 mL	200	-	20,213.3
5439000	3/8/1999	50	50	0.0826	4.13	4410	37.3792%	Fecal		CFU/100 mL	200	-	20,213.3
5439000	4/27/2001	50	50	0.0826	4.13	4410	37.3792%	Fecal		CFU/100 mL	200	-	20,213.3
5439000	1/18/2007	50	50	0.0826	4.13	4410	37.3792%	Fecal		CFU/100 mL	200	-	20,213.3
5439000	1/20/2008	50	50	0.0826	4.13	4410	37.3792%	Fecal		CFU/100 mL	200	-	20,213.3
5439000	1/19/2009	50	50	0.0826	4.13	4410	37.3792%	Fecal		CFU/100 mL	200	-	20,213.3
5439000	1/20/2012	50	50	0.0826	4.13	4410	37.3792%	Fecal		CFU/100 mL	200	-	20,213.3
5439000	2/11/2012	50	50	0.0826	4.13	4410	37.3792%	Fecal		CFU/100 mL	200	-	20,213.3
5439000	2/12/2012	50	50	0.0826	4.13	4410	37.3792%	Fecal		CFU/100 mL	200	-	20,213.3
5439000	5/18/2012	50	50	0.0826	4.13	4410	37.3792%	Fecal		CFU/100 mL	200	-	20,213.3
5439000	6/7/2013	50	50	0.0826	4.13	4410	37.3792%	Fecal		CFU/100 mL	200	-	20,213.3
5439000	8/30/2013	50	50	0.0826	4.13	4410	37.3792%	Fecal		CFU/100 mL	200	-	20,213.3
5439000	6/17/2014	50	50	0.0826	4.13	4410	37.3792%	Fecal		CFU/100 mL	200	-	20,213.3
5439000	11/5/2016	50	50	0.0826	4.13	4410	37.3792%	Fecal		CFU/100 mL	200	-	20,213.3
5439000	3/14/2017	50	50	0.0826	4.13	4410	37.3792%	Fecal		CFU/100 mL	200	-	20,213.3
5439000	3/23/2012	49.9	49.9	0.0826	4.12	4451	37.7267%	Fecal		CFU/100 mL	200	-	20,172.8
5439000	3/24/2012	49.9	49.9	0.0826	4.12	4451	37.7267%	Fecal		CFU/100 mL	200	-	20,172.8
5439000	10/14/2017	49.9	49.9	0.0826	4.12	4451	37.7267%	Fecal		CFU/100 mL	200	-	20,172.8
5439000	11/1/2017	49.9	49.9	0.0826	4.12	4451	37.7267%	Fecal		CFU/100 mL	200	-	20,172.8
5439000	12/13/2020	49.9	49.9	0.0826	4.12	4451	37.7267%	Fecal		CFU/100 mL	200	-	20,172.8
5439000	5/30/2021	49.9	49.9	0.0826	4.12	4451	37.7267%	Fecal		CFU/100 mL	200	-	20,172.8
5439000	1/11/2013	49.8	49.8	0.0826	4.11	4457	37.7776%	Fecal		CFU/100 mL	200	-	20,132.4
5439000	9/11/2014	49.8	49.8	0.0826	4.11	4457	37.7776%	Fecal		CFU/100 mL	200	-	20,132.4
5439000	9/14/2007	49.7	49.7	0.0826	4.11	4459	37.7945%	Fecal		CFU/100 mL	200	-	20,092.0
5439000	3/22/2012	49.7	49.7	0.0826	4.11	4459	37.7945%	Fecal		CFU/100 mL	200	-	20,092.0
5439000	12/15/2019	49.7	49.7	0.0826	4.11	4459	37.7945%	Fecal		CFU/100 mL	200	-	20,092.0
5439000	6/26/2020	49.7	49.7	0.0826	4.11	4459	37.7945%	Fecal		CFU/100 mL	200	-	20,092.0
5439000	1/12/2007	49.6	49.6	0.0826	4.10	4463	37.8284%	Fecal		CFU/100 mL	200	-	20,051.6
5439000	6/14/2016	49.6	49.6	0.0826	4.10	4463	37.8284%	Fecal		CFU/100 mL	200	-	20,051.6
5439000	3/17/2018	49.6	49.6	0.0826	4.10	4463	37.8284%	Fecal		CFU/100 mL	200	-	20,051.6
5439000	11/25/2001	49.5	49.5	0.0826	4.09	4466	37.8539%	Fecal		CFU/100 mL	200	-	20,011.1
5439000	2/6/2009	49.5	49.5	0.0826	4.09	4466	37.8539%	Fecal		CFU/100 mL	200	-	20,011.1
5439000	11/2/2017	49.5	49.5	0.0826	4.09	4466	37.8539%	Fecal		CFU/100 mL	200	-	20,011.1
5439000	2/21/2019	49.5	49.5	0.0826	4.09	4466	37.8539%	Fecal		CFU/100 mL	200	-	20,011.1
5439000	5/17/2021	49.5	49.5	0.0826	4.09	4466	37.8539%	Fecal		CFU/100 mL	200	-	20,011.1
5439000	6/24/2002	49.4	49.4	0.0826	4.08	4471	37.8963%	Fecal		CFU/100 mL	200	-	19,970.7
5439000	5/30/2007	49.4	49.4	0.0826	4.08	4471	37.8963%	Fecal		CFU/100 mL	200	-	19,970.7
5439000	12/12/2011	49.4	49.4	0.0826	4.08	4471	37.8963%	Fecal		CFU/100 mL	200	-	19,970.7
5439000	3/7/2020	49.4	49.4	0.0826	4.08	4471	37.8963%	Fecal		CFU/100 mL	200	-	19,970.7
5439000	4/1/1994	49.3	49.3	0.0826	4.07	4475	37.9302%	Fecal		CFU/100 mL	200	-	19,930.3
5439000	4/20/2006	49.3	49.3	0.0826	4.07	4475	37.9302%	Fecal		CFU/100 mL	200	-	19,930.3
5439000	2/11/2017	49.3	49.3	0.0826	4.07	4475	37.9302%	Fecal		CFU/100 mL	200	-	19,930.3
5439000	6/10/2017	49.3	49.3	0.0826	4.07	4475	37.9302%	Fecal		CFU/100 mL	200	-	19,930.3
5439000	1/27/2020	49.3	49.3	0.0826	4.07	4475	37.9302%	Fecal		CFU/100 mL	200	-	19,930.3
5439000	5/21/2006	49.2	49.2	0.0826	4.06	4480	37.9725%	Fecal		CFU/100 mL	200	-	19,889.9
5439000	12/17/2009	49.2	49.2	0.0826	4.06	4480	37.9725%	Fecal		CFU/100 mL	200	-	19,889.9
5439000	4/22/2010	49.2	49.2	0.0826	4.06	4480	37.9725%	Fecal		CFU/100 mL	200	-	19,889.9
5439000	11/6/2013	49.2	49.2	0.0826	4.06	4480	37.9725%	Fecal		CFU/100 mL	200	-	19,889.9
5439000	2/24/2017	49.2	49.2	0.0826	4.06	4480	37.9725%	Fecal		CFU/100 mL	200	-	19,889.9
5439000	3/10/2022	27.8	27.8	0.1459	4.06	4485	38.0149%	Fecal		CFU/100 mL	200	-	19,853.5

Gage ID	Date	Discharge (CFS)	Gage Discharge (less Surrogate NPDES) (CFS)	Watershed Area Ratio	Calculated flow (CFS)	Rank	Flow Exceedance %	Parameter	Results	Units (mg or micro_gram	Limit/Standard	Actual Load (million colonies/day)	Allowable Load (million colonies/day)
5439000	6/12/2010	49.1	49.1	0.0826	4.06	4486	38.0234%	Fecal		CFU/100 mL	200	-	19,849.4
5439000	4/20/2014	49.1	49.1	0.0826	4.06	4486	38.0234%	Fecal		CFU/100 mL	200	-	19,849.4
5439000	10/3/2014	49.1	49.1	0.0826	4.06	4486	38.0234%	Fecal		CFU/100 mL	200	-	19,849.4
5439000	6/29/2016	49.1	49.1	0.0826	4.06	4486	38.0234%	Fecal		CFU/100 mL	200	-	19,849.4
5439000	11/25/2020	49.1	49.1	0.0826	4.06	4486	38.0234%	Fecal		CFU/100 mL	200	-	19,849.4
5439000	4/6/1990	49	49	0.0826	4.05	4491	38.0658%	Fecal		CFU/100 mL	200	-	19,809.0
5439000	7/19/1990	49	49	0.0826	4.05	4491	38.0658%	Fecal		CFU/100 mL	200	-	19,809.0
5439000	1/26/1992	49	49	0.0826	4.05	4491	38.0658%	Fecal		CFU/100 mL	200	-	19,809.0
5439000	4/3/1992	49	49	0.0826	4.05	4491	38.0658%	Fecal		CFU/100 mL	200	-	19,809.0
5439000	7/17/1992	49	49	0.0826	4.05	4491	38.0658%	Fecal		CFU/100 mL	200	-	19,809.0
5439000	9/12/1992	49	49	0.0826	4.05	4491	38.0658%	Fecal		CFU/100 mL	200	-	19,809.0
5439000	6/6/1993	49	49	0.0826	4.05	4491	38.0658%	Fecal		CFU/100 mL	200	-	19,809.0
5439000	8/16/1993	49	49	0.0826	4.05	4491	38.0658%	Fecal		CFU/100 mL	200	-	19,809.0
5439000	10/31/1994	49	49	0.0826	4.05	4491	38.0658%	Fecal		CFU/100 mL	200	-	19,809.0
5439000	12/11/1994	49	49	0.0826	4.05	4491	38.0658%	Fecal		CFU/100 mL	200	-	19,809.0
5439000	2/23/1995	49	49	0.0826	4.05	4491	38.0658%	Fecal		CFU/100 mL	200	-	19,809.0
5439000	4/22/1997	49	49	0.0826	4.05	4491	38.0658%	Fecal		CFU/100 mL	200	-	19,809.0
5439000	2/3/1998	49	49	0.0826	4.05	4491	38.0658%	Fecal		CFU/100 mL	200	-	19,809.0
5439000	2/6/1998	49	49	0.0826	4.05	4491	38.0658%	Fecal		CFU/100 mL	200	-	19,809.0
5439000	3/6/1999	49	49	0.0826	4.05	4491	38.0658%	Fecal		CFU/100 mL	200	-	19,809.0
5439000	3/29/1999	49	49	0.0826	4.05	4491	38.0658%	Fecal		CFU/100 mL	200	-	19,809.0
5439000	4/15/1999	49	49	0.0826	4.05	4491	38.0658%	Fecal		CFU/100 mL	200	-	19,809.0
5439000	7/1/1999	49	49	0.0826	4.05	4491	38.0658%	Fecal		CFU/100 mL	200	-	19,809.0
5439000	6/17/2001	49	49	0.0826	4.05	4491	38.0658%	Fecal		CFU/100 mL	200	-	19,809.0
5439000	6/18/2001	49	49	0.0826	4.05	4491	38.0658%	Fecal		CFU/100 mL	200	-	19,809.0
5439000	3/24/2002	49	49	0.0826	4.05	4491	38.0658%	Fecal		CFU/100 mL	200	-	19,809.0
5439000	12/30/2007	49	49	0.0826	4.05	4491	38.0658%	Fecal		CFU/100 mL	200	-	19,809.0
5439000	7/2/2009	49	49	0.0826	4.05	4491	38.0658%	Fecal		CFU/100 mL	200	-	19,809.0
5439000	1/28/2012	49	49	0.0826	4.05	4491	38.0658%	Fecal		CFU/100 mL	200	-	19,809.0
5439000	3/28/2015	49	49	0.0826	4.05	4491	38.0658%	Fecal		CFU/100 mL	200	-	19,809.0
5439000	7/9/2018	49	49	0.0826	4.05	4491	38.0658%	Fecal		CFU/100 mL	200	-	19,809.0
5439000	5/22/2008	48.9	48.9	0.0826	4.04	4517	38.2862%	Fecal		CFU/100 mL	200	-	19,768.6
5439000	4/3/2015	48.9	48.9	0.0826	4.04	4517	38.2862%	Fecal		CFU/100 mL	200	-	19,768.6
5439000	6/11/2017	48.9	48.9	0.0826	4.04	4517	38.2862%	Fecal		CFU/100 mL	200	-	19,768.6
5439000	7/9/2016	48.8	48.8	0.0826	4.03	4520	38.3116%	Fecal		CFU/100 mL	200	-	19,728.1
5439000	11/28/2017	48.8	48.8	0.0826	4.03	4520	38.3116%	Fecal		CFU/100 mL	200	-	19,728.1
5439000	8/26/2009	48.7	48.7	0.0826	4.02	4522	38.3285%	Fecal		CFU/100 mL	200	-	19,687.7
5439000	8/24/2011	48.7	48.7	0.0826	4.02	4522	38.3285%	Fecal		CFU/100 mL	200	-	19,687.7
5439000	3/28/2013	48.7	48.7	0.0826	4.02	4522	38.3285%	Fecal		CFU/100 mL	200	-	19,687.7
5439000	8/31/2013	48.7	48.7	0.0826	4.02	4522	38.3285%	Fecal		CFU/100 mL	200	-	19,687.7
5439000	4/29/2014	48.7	48.7	0.0826	4.02	4522	38.3285%	Fecal		CFU/100 mL	200	-	19,687.7
5439000	6/13/2016	48.7	48.7	0.0826	4.02	4522	38.3285%	Fecal		CFU/100 mL	200	-	19,687.7
5439000	12/7/2016	48.7	48.7	0.0826	4.02	4522	38.3285%	Fecal		CFU/100 mL	200	-	19,687.7
5439000	5/19/2021	48.7	48.7	0.0826	4.02	4522	38.3285%	Fecal		CFU/100 mL	200	-	19,687.7
5439000	2/27/2004	48.6	48.6	0.0826	4.01	4530	38.3963%	Fecal		CFU/100 mL	200	-	19,647.3
5439000	2/25/2009	48.6	48.6	0.0826	4.01	4530	38.3963%	Fecal		CFU/100 mL	200	-	19,647.3
5439000	1/27/2012	48.6	48.6	0.0826	4.01	4530	38.3963%	Fecal		CFU/100 mL	200	-	19,647.3
5439000	6/12/2017	48.6	48.6	0.0826	4.01	4530	38.3963%	Fecal		CFU/100 mL	200	-	19,647.3
5439000	4/30/2008	48.5	48.5	0.0826	4.01	4534	38.4302%	Fecal		CFU/100 mL	200	-	19,606.9
5439000	7/10/2017	48.5	48.5	0.0826	4.01	4534	38.4302%	Fecal		CFU/100 mL	200	-	19,606.9
5439000	1/19/2018	48.5	48.5	0.0826	4.01	4534	38.4302%	Fecal		CFU/100 mL	200	-	19,606.9
5439000	7/25/2019	48.5	48.5	0.0826	4.01	4534	38.4302%	Fecal		CFU/100 mL	200	-	19,606.9
5439000	6/14/2020	48.5	48.5	0.0826	4.01	4534	38.4302%	Fecal		CFU/100 mL	200	-	19,606.9
5439000	9/28/2011	48.4	48.4	0.0826	4.00	4539	38.4726%	Fecal		CFU/100 mL	200	-	19,566.4
5439000	1/31/2016	48.4	48.4	0.0826	4.00	4539	38.4726%	Fecal		CFU/100 mL	200	-	19,566.4
5439000	6/21/2017	48.4	48.4	0.0826	4.00	4539	38.4726%	Fecal		CFU/100 mL	200	-	19,566.4
5439000	5/1/2008	48.3	48.3	0.0826	3.99	4542	38.4981%	Fecal		CFU/100 mL	200	-	19,526.0
5439000	11/30/2011	48.3	48.3	0.0826	3.99	4542	38.4981%	Fecal		CFU/100 mL	200	-	19,526.0
5439000	11/26/2017	48.3	48.3	0.0826	3.99	4542	38.4981%	Fecal		CFU/100 mL	200	-	19,526.0
5439000	11/27/2018	48.3	48.3	0.0826	3.99	4542	38.4981%	Fecal		CFU/100 mL	200	-	19,526.0
5439000	7/10/2019	48.3	48.3	0.0826	3.99	4542	38.4981%	Fecal		CFU/100 mL	200	-	19,526.0
5439000	4/9/2004	48.2	48.2	0.0826	3.98	4547	38.5404%	Fecal		CFU/100 mL	200	-	19,485.6
5439000	1/10/2007	48.2	48.2	0.0826	3.98	4547	38.5404%	Fecal		CFU/100 mL	200	-	19,485.6
5439000	10/6/2008	48.2	48.2	0.0826	3.98	4547	38.5404%	Fecal		CFU/100 mL	200	-	19,485.6
5439000	6/2/2010	48.2	48.2	0.0826	3.98	4547	38.5404%	Fecal		CFU/100 mL	200	-	19,485.6
5439000	12/17/2018	48.2	48.2	0.0826	3.98	4547	38.5404%	Fecal		CFU/100 mL	200	-	19,485.6
5439000	6/29/2011	48.1	48.1	0.0826	3.97	4552	38.5828%	Fecal		CFU/100 mL	200	-	19,445.2
5439000	6/13/2017	48.1	48.1	0.0826	3.97	4552	38.5828%	Fecal		CFU/100 mL	200	-	19,445.2
5439000	11/8/2017	48.1	48.1	0.0826	3.97	4552	38.5828%	Fecal		CFU/100 mL	200	-	19,445.2
5439000	3/27/2018	48.1	48.1	0.0826	3.97	4552	38.5828%	Fecal		CFU/100 mL	200	-	19,445.2
5439000	1/28/1990	48	48	0.0826	3.97	4556	38.6167%	Fecal		CFU/100 mL	200	-	19,404.7
5439000	4/9/1990	48	48	0.0826	3.97	4556	38.6167%	Fecal		CFU/100 mL	200	-	19,404.7
5439000	7/24/1990	48	48	0.0826	3.97	4556	38.6167%	Fecal		CFU/100 mL	200	-	19,404.7
5439000	2/16/1991	48	48	0.0826	3.97	4556	38.6167%	Fecal		CFU/100 mL	200	-	19,404.7
5439000	5/15/1991	48	48	0.0826	3.97	4556	38.6167%	Fecal		CFU/100 mL	200	-	19,404.7
5439000	11/18/1991	48	48	0.0826	3.97	4556	38.6167%	Fecal		CFU/100 mL	200	-	19,404.7
5439000	1/25/1992	48	48	0.0826	3.97	4556	38.6167%	Fecal		CFU/100 mL	200	-	19,404.7
5439000	1/27/1992	48	48	0.0826	3.97	4556	38.6167%	Fecal		CFU/100 mL	200	-	19,404.7
5439000	5/4/1992	48	48	0.0826	3.97	4556	38.6167%	Fecal		CFU/100 mL	200	-	19,404.7
5439000	12/14/1992	48	48	0.0826	3.97	4556	38.6167%	Fecal		CFU/100 mL	200	-	19,404.7
5439000	12/8/1994	48	48	0.0826	3.97	4556	38.6167%	Fecal		CFU/100 mL	200	-	19,404.7
5439000	6/22/1995	48	48	0.0826	3.97	4556	38.6167%	Fecal		CFU/100 mL	200	-	19,404.7
5439000	8/22/1996	48	48	0.0826	3.97	4556	38.6167%	Fecal		CFU/100 mL	200	-	19,404.7
5439000	7/17/2000	48	48	0.0826	3.97	4556	38.6167%	Fecal		CFU/100 mL	200	-	19,404.7
5439000	11/13/2000	48	48	0.0826	3.97	4556	38.6167%	Fecal		CFU/100 mL	200	-	19,404.7
5439000	3/28/2005	48	48	0.0826	3.97	4556	38.6167%	Fecal		CFU/100 mL	200	-	19,404.7
5439000	7/4/2009	48	48	0.0826	3.97	4556	38.6167%	Fecal		CFU/100 mL	200	-	19,404.7
5439000	7/11/2009	48	48	0.0826	3.97	4556	38.6167%	Fecal		CFU/100 mL	200	-	19,404.7
5439000	7/4/2010	48	48	0.0826	3.97	4556	38.6167%	Fecal		CFU/100 mL	200	-	19,404.7
5439000	11/27/2017	48	48	0.0826	3.97	4556	38.6167%	Fecal		CFU/100 mL	200	-	19,404.7
5439000	4/28/2014	47.9	47.9	0.0826	3.96	4576	38.7862%	Fecal		CFU/100 mL	200	-	19,364.3
5439000	5/18/2021	47.9	47.9	0.0826	3.96	4576	38.7862%	Fecal		CFU/100 mL	200	-	19,364.3
5439000	5/30/2010	47.8	47.8	0.0826	3.95	4578	38.8032%	Fecal		CFU/100 mL	200	-	19,323.9
5439000	4/13/2014	47.8	47.8	0.0826	3.95	4578	38.8032%	Fecal		CFU/100 mL	200	-	19,323.9
5439000	2/19/2016	47.8	47.8	0.0826	3.95	4578	38.8032%	Fecal		CFU/100 mL	200	-	19,323.9
5439000	4/24/2016	47.8	47.8	0.0826	3.95	4578	38.8032%	Fecal		CFU/100 mL	200	-	19,323.9
5439000	1/7/2012	47.7	47.7	0.0826	3.94	4582	38.8371%	Fecal		CFU/100 mL	200	-	19,283.5
5439000	8/4/2017	47.7	47.7	0.0826	3.94	4582	38.8371%	Fecal		CFU/100 mL	200	-	19,283.5
5439000	3/28/2012	47.6	47.6	0.0826	3.93	4584	38.8540%	Fecal		CFU/100 mL	200	-	19,243.0
5439000	4/21/2014	47.6	47.6	0.0826	3.93	4584	38.8540%	Fecal		CFU/100 mL	200	-	19,243.0
5439000	3/24/2015	47.6	47.6	0.0826	3.93	4584	38.8540%	Fecal		CFU/100 mL	200	-	19,243.0
5439000	7/24/2015	47.6	47.6	0.0826	3.93	4584	38.8540%	Fecal		CFU/100 mL	200	-	19,243.0
5439000	5/6/2006	47.5	47.5	0.0826	3.92	4588	38.8879%	Fecal		CFU/100 mL	200	-	19,202.6
5439000	11/18/2011	47.5	47.5	0.0826	3.92	4588	38.8879%	Fecal		CFU/100 mL	200	-	19,202.6
5439000	7/13/2013	47.5	47.5	0.0826	3.92	4588	38.8879%	Fecal		CFU/100 mL	200	-	19,202.6
5439000	3/17/2017	47.5	47.5	0.0826	3.92	4588	38.8879%	Fecal		CFU/100 mL	200	-	19,202.6
5439000	3/6/2002	47.4	47.4	0.0826	3.92	4592	38.9219%	Fecal		CFU/100 mL	200	-	19,162.2
5439000	3/25/2002	47.4	47.4	0.0826	3.92	4592	38.9219%	Fecal		CFU/100 mL	200	-	19,162.2
5439000	4/22/2015	47.4	47.4	0.0826	3.92	4592	38.9219%	Fecal		CFU/100 mL	200	-	19,162.2
5439000	1/25/2016	47.4	47.4	0.0826	3.92	4592	38.9219%	Fecal		CFU/100 mL	200	-	19,162.2
5439000	12/7/2004	47.3	47.3	0.0826	3.91	4596	38.9558%	Fecal		CFU/100 mL	200	-	19,121.7
5439000	1/13/2010	47.3	47.3	0.0826	3.91	4596	38.9558%	Fecal		CFU/100 mL	200	-	19,121.7
5439000	5/16/2013	47.3	47.3	0.0826	3.91	4596	38.9558%	Fecal		CFU/100 mL	200	-	19,121.7
5439000	10/31/2016	47.3	47.3	0.0826	3.91	4596	38.9558%	Fecal		CFU/100 mL	200	-	19,121.7
5439000	3/13/2004	47.2	47.2	0.0826	3.90	4600	38.9897%	Fecal		CFU/100 mL	200	-	19,081.3

Gage ID	Date	Discharge (CFS)	Gage Discharge (less Surrogate NPDES) (CFS)	Watershed Area Ratio	Calculated flow (CFS)	Rank	Flow Exceedance %	Parameter	Results	Units (mg or micro_gram	Limit/Standard	Actual Load (million colonies/day)	Allowable Load (million colonies/day)
5439000	5/11/2006	47.2	47.2	0.0826	3.90	4600	38.9897%	Fecal		CFU/100 mL	200	-	19,081.3
5439000	1/10/2012	47.2	47.2	0.0826	3.90	4600	38.9897%	Fecal		CFU/100 mL	200	-	19,081.3
5439000	3/15/2017	47.2	47.2	0.0826	3.90	4600	38.9897%	Fecal		CFU/100 mL	200	-	19,081.3
5439000	3/27/2017	47.2	47.2	0.0826	3.90	4600	38.9897%	Fecal		CFU/100 mL	200	-	19,081.3
5439000	1/20/2018	47.2	47.2	0.0826	3.90	4600	38.9897%	Fecal		CFU/100 mL	200	-	19,081.3
5439000	3/26/2002	47.1	47.1	0.0826	3.89	4606	39.0405%	Fecal		CFU/100 mL	200	-	19,040.9
5439000	3/27/2002	47.1	47.1	0.0826	3.89	4606	39.0405%	Fecal		CFU/100 mL	200	-	19,040.9
5439000	4/1/2002	47.1	47.1	0.0826	3.89	4606	39.0405%	Fecal		CFU/100 mL	200	-	19,040.9
5439000	1/20/2009	47.1	47.1	0.0826	3.89	4606	39.0405%	Fecal		CFU/100 mL	200	-	19,040.9
5439000	2/26/2012	47.1	47.1	0.0826	3.89	4606	39.0405%	Fecal		CFU/100 mL	200	-	19,040.9
5439000	5/19/2014	47.1	47.1	0.0826	3.89	4606	39.0405%	Fecal		CFU/100 mL	200	-	19,040.9
5439000	12/16/2019	47.1	47.1	0.0826	3.89	4606	39.0405%	Fecal		CFU/100 mL	200	-	19,040.9
5439000	1/4/1990	47	47	0.0826	3.88	4613	39.0998%	Fecal		CFU/100 mL	200	-	19,000.5
5439000	2/21/1990	47	47	0.0826	3.88	4613	39.0998%	Fecal		CFU/100 mL	200	-	19,000.5
5439000	4/13/1990	47	47	0.0826	3.88	4613	39.0998%	Fecal		CFU/100 mL	200	-	19,000.5
5439000	7/7/1990	47	47	0.0826	3.88	4613	39.0998%	Fecal		CFU/100 mL	200	-	19,000.5
5439000	6/17/1991	47	47	0.0826	3.88	4613	39.0998%	Fecal		CFU/100 mL	200	-	19,000.5
5439000	11/20/1991	47	47	0.0826	3.88	4613	39.0998%	Fecal		CFU/100 mL	200	-	19,000.5
5439000	12/23/1991	47	47	0.0826	3.88	4613	39.0998%	Fecal		CFU/100 mL	200	-	19,000.5
5439000	1/14/1992	47	47	0.0826	3.88	4613	39.0998%	Fecal		CFU/100 mL	200	-	19,000.5
5439000	1/15/1992	47	47	0.0826	3.88	4613	39.0998%	Fecal		CFU/100 mL	200	-	19,000.5
5439000	1/22/1992	47	47	0.0826	3.88	4613	39.0998%	Fecal		CFU/100 mL	200	-	19,000.5
5439000	2/15/1992	47	47	0.0826	3.88	4613	39.0998%	Fecal		CFU/100 mL	200	-	19,000.5
5439000	3/20/1992	47	47	0.0826	3.88	4613	39.0998%	Fecal		CFU/100 mL	200	-	19,000.5
5439000	3/21/1992	47	47	0.0826	3.88	4613	39.0998%	Fecal		CFU/100 mL	200	-	19,000.5
5439000	3/23/1992	47	47	0.0826	3.88	4613	39.0998%	Fecal		CFU/100 mL	200	-	19,000.5
5439000	12/15/1992	47	47	0.0826	3.88	4613	39.0998%	Fecal		CFU/100 mL	200	-	19,000.5
5439000	2/10/1993	47	47	0.0826	3.88	4613	39.0998%	Fecal		CFU/100 mL	200	-	19,000.5
5439000	3/2/1995	47	47	0.0826	3.88	4613	39.0998%	Fecal		CFU/100 mL	200	-	19,000.5
5439000	4/4/1995	47	47	0.0826	3.88	4613	39.0998%	Fecal		CFU/100 mL	200	-	19,000.5
5439000	6/23/1995	47	47	0.0826	3.88	4613	39.0998%	Fecal		CFU/100 mL	200	-	19,000.5
5439000	2/12/1996	47	47	0.0826	3.88	4613	39.0998%	Fecal		CFU/100 mL	200	-	19,000.5
5439000	4/2/1997	47	47	0.0826	3.88	4613	39.0998%	Fecal		CFU/100 mL	200	-	19,000.5
5439000	6/1/1997	47	47	0.0826	3.88	4613	39.0998%	Fecal		CFU/100 mL	200	-	19,000.5
5439000	6/3/1998	47	47	0.0826	3.88	4613	39.0998%	Fecal		CFU/100 mL	200	-	19,000.5
5439000	6/27/1998	47	47	0.0826	3.88	4613	39.0998%	Fecal		CFU/100 mL	200	-	19,000.5
5439000	10/25/1998	47	47	0.0826	3.88	4613	39.0998%	Fecal		CFU/100 mL	200	-	19,000.5
5439000	11/18/1998	47	47	0.0826	3.88	4613	39.0998%	Fecal		CFU/100 mL	200	-	19,000.5
5439000	11/19/1998	47	47	0.0826	3.88	4613	39.0998%	Fecal		CFU/100 mL	200	-	19,000.5
5439000	12/17/1998	47	47	0.0826	3.88	4613	39.0998%	Fecal		CFU/100 mL	200	-	19,000.5
5439000	3/9/1999	47	47	0.0826	3.88	4613	39.0998%	Fecal		CFU/100 mL	200	-	19,000.5
5439000	4/28/2001	47	47	0.0826	3.88	4613	39.0998%	Fecal		CFU/100 mL	200	-	19,000.5
5439000	3/2/2002	47	47	0.0826	3.88	4613	39.0998%	Fecal		CFU/100 mL	200	-	19,000.5
5439000	3/28/2002	47	47	0.0826	3.88	4613	39.0998%	Fecal		CFU/100 mL	200	-	19,000.5
5439000	7/12/2003	47	47	0.0826	3.88	4613	39.0998%	Fecal		CFU/100 mL	200	-	19,000.5
5439000	2/13/2012	47	47	0.0826	3.88	4613	39.0998%	Fecal		CFU/100 mL	200	-	19,000.5
5439000	10/26/2021	47	47	0.0826	3.88	4613	39.0998%	Fecal		CFU/100 mL	200	-	19,000.5
5439000	6/15/2017	46.9	46.9	0.0826	3.87	4648	39.3965%	Fecal		CFU/100 mL	200	-	18,960.0
5439000	12/13/2009	46.8	46.8	0.0826	3.87	4649	39.4050%	Fecal		CFU/100 mL	200	-	18,919.6
5439000	2/22/2014	46.8	46.8	0.0826	3.87	4649	39.4050%	Fecal		CFU/100 mL	200	-	18,919.6
5439000	6/24/2017	46.8	46.8	0.0826	3.87	4649	39.4050%	Fecal		CFU/100 mL	200	-	18,919.6
5439000	3/16/2018	46.8	46.8	0.0826	3.87	4649	39.4050%	Fecal		CFU/100 mL	200	-	18,919.6
5439000	6/15/2006	46.7	46.7	0.0826	3.86	4653	39.4389%	Fecal		CFU/100 mL	200	-	18,879.2
5439000	7/8/2010	46.7	46.7	0.0826	3.86	4653	39.4389%	Fecal		CFU/100 mL	200	-	18,879.2
5439000	10/18/2012	46.7	46.7	0.0826	3.86	4653	39.4389%	Fecal		CFU/100 mL	200	-	18,879.2
5439000	5/1/2014	46.7	46.7	0.0826	3.86	4653	39.4389%	Fecal		CFU/100 mL	200	-	18,879.2
5439000	1/26/2016	46.7	46.7	0.0826	3.86	4653	39.4389%	Fecal		CFU/100 mL	200	-	18,879.2
5439000	1/21/2018	46.7	46.7	0.0826	3.86	4653	39.4389%	Fecal		CFU/100 mL	200	-	18,879.2
5439000	12/12/2020	46.7	46.7	0.0826	3.86	4653	39.4389%	Fecal		CFU/100 mL	200	-	18,879.2
5439000	12/5/2009	46.6	46.6	0.0826	3.85	4660	39.4982%	Fecal		CFU/100 mL	200	-	18,838.8
5439000	6/30/2011	46.6	46.6	0.0826	3.85	4660	39.4982%	Fecal		CFU/100 mL	200	-	18,838.8
5439000	11/19/2011	46.6	46.6	0.0826	3.85	4660	39.4982%	Fecal		CFU/100 mL	200	-	18,838.8
5439000	12/13/2011	46.6	46.6	0.0826	3.85	4660	39.4982%	Fecal		CFU/100 mL	200	-	18,838.8
5439000	5/19/2012	46.6	46.6	0.0826	3.85	4660	39.4982%	Fecal		CFU/100 mL	200	-	18,838.8
5439000	2/4/2010	46.5	46.5	0.0826	3.84	4665	39.5406%	Fecal		CFU/100 mL	200	-	18,798.3
5439000	4/25/2016	46.5	46.5	0.0826	3.84	4665	39.5406%	Fecal		CFU/100 mL	200	-	18,798.3
5439000	6/15/2020	46.5	46.5	0.0826	3.84	4665	39.5406%	Fecal		CFU/100 mL	200	-	18,798.3
5439000	6/27/2004	46.4	46.4	0.0826	3.83	4668	39.5660%	Fecal		CFU/100 mL	200	-	18,757.9
5439000	4/8/2013	46.4	46.4	0.0826	3.83	4668	39.5660%	Fecal		CFU/100 mL	200	-	18,757.9
5439000	10/26/1993	46.3	46.3	0.0826	3.82	4670	39.5830%	Fecal		CFU/100 mL	200	-	18,717.5
5439000	6/25/2002	46.3	46.3	0.0826	3.82	4670	39.5830%	Fecal		CFU/100 mL	200	-	18,717.5
5439000	11/24/2014	46.3	46.3	0.0826	3.82	4670	39.5830%	Fecal		CFU/100 mL	200	-	18,717.5
5439000	2/19/2019	46.3	46.3	0.0826	3.82	4670	39.5830%	Fecal		CFU/100 mL	200	-	18,717.5
5439000	2/22/2020	46.3	46.3	0.0826	3.82	4670	39.5830%	Fecal		CFU/100 mL	200	-	18,717.5
5439000	5/31/2021	46.3	46.3	0.0826	3.82	4670	39.5830%	Fecal		CFU/100 mL	200	-	18,717.5
5439000	5/30/2006	46.2	46.2	0.0826	3.82	4676	39.6338%	Fecal		CFU/100 mL	200	-	18,677.1
5439000	12/7/1993	46.1	46.1	0.0826	3.81	4677	39.6423%	Fecal		CFU/100 mL	200	-	18,636.6
5439000	11/16/2009	46.1	46.1	0.0826	3.81	4677	39.6423%	Fecal		CFU/100 mL	200	-	18,636.6
5439000	12/14/2009	46.1	46.1	0.0826	3.81	4677	39.6423%	Fecal		CFU/100 mL	200	-	18,636.6
5439000	3/16/2017	46.1	46.1	0.0826	3.81	4677	39.6423%	Fecal		CFU/100 mL	200	-	18,636.6
5439000	11/9/2017	46.1	46.1	0.0826	3.81	4677	39.6423%	Fecal		CFU/100 mL	200	-	18,636.6
5439000	12/17/2019	46.1	46.1	0.0826	3.81	4677	39.6423%	Fecal		CFU/100 mL	200	-	18,636.6
5439000	4/7/1990	46	46	0.0826	3.80	4683	39.6932%	Fecal		CFU/100 mL	200	-	18,596.2
5439000	4/11/1990	46	46	0.0826	3.80	4683	39.6932%	Fecal		CFU/100 mL	200	-	18,596.2
5439000	4/29/1990	46	46	0.0826	3.80	4683	39.6932%	Fecal		CFU/100 mL	200	-	18,596.2
5439000	6/9/1990	46	46	0.0826	3.80	4683	39.6932%	Fecal		CFU/100 mL	200	-	18,596.2
5439000	11/12/1990	46	46	0.0826	3.80	4683	39.6932%	Fecal		CFU/100 mL	200	-	18,596.2
5439000	12/24/1991	46	46	0.0826	3.80	4683	39.6932%	Fecal		CFU/100 mL	200	-	18,596.2
5439000	1/24/1992	46	46	0.0826	3.80	4683	39.6932%	Fecal		CFU/100 mL	200	-	18,596.2
5439000	1/28/1992	46	46	0.0826	3.80	4683	39.6932%	Fecal		CFU/100 mL	200	-	18,596.2
5439000	4/1/1992	46	46	0.0826	3.80	4683	39.6932%	Fecal		CFU/100 mL	200	-	18,596.2
5439000	5/5/1992	46	46	0.0826	3.80	4683	39.6932%	Fecal		CFU/100 mL	200	-	18,596.2
5439000	5/25/1993	46	46	0.0826	3.80	4683	39.6932%	Fecal		CFU/100 mL	200	-	18,596.2
5439000	5/28/1993	46	46	0.0826	3.80	4683	39.6932%	Fecal		CFU/100 mL	200	-	18,596.2
5439000	7/11/1993	46	46	0.0826	3.80	4683	39.6932%	Fecal		CFU/100 mL	200	-	18,596.2
5439000	8/6/1993	46	46	0.0826	3.80	4683	39.6932%	Fecal		CFU/100 mL	200	-	18,596.2
5439000	12/13/1994	46	46	0.0826	3.80	4683	39.6932%	Fecal		CFU/100 mL	200	-	18,596.2
5439000	3/24/1995	46	46	0.0826	3.80	4683	39.6932%	Fecal		CFU/100 mL	200	-	18,596.2
5439000	6/26/1995	46	46	0.0826	3.80	4683	39.6932%	Fecal		CFU/100 mL	200	-	18,596.2
5439000	11/1/1995	46	46	0.0826	3.80	4683	39.6932%	Fecal		CFU/100 mL	200	-	18,596.2
5439000	7/5/1996	46	46	0.0826	3.80	4683	39.6932%	Fecal		CFU/100 mL	200	-	18,596.2
5439000	8/21/1996	46	46	0.0826	3.80	4683	39.6932%	Fecal		CFU/100 mL	200	-	18,596.2
5439000	1/9/1997	46	46	0.0826	3.80	4683	39.6932%	Fecal		CFU/100 mL	200	-	18,596.2
5439000	4/3/1997	46	46	0.0826	3.80	4683	39.6932%	Fecal		CFU/100 mL	200	-	18,596.2
5439000	4/23/1997	46	46	0.0826	3.80	4683	39.6932%	Fecal		CFU/100 mL	200	-	18,596.2
5439000	2/26/1999	46	46	0.0826	3.80	4683	39.6932%	Fecal		CFU/100 mL	200	-	18,596.2
5439000	3/12/1999	46	46	0.0826	3.80	4683	39.6932%	Fecal		CFU/100 mL	200	-	18,596.2
5439000	3/14/1999	46	46	0.0826	3.80	4683	39.6932%	Fecal		CFU/100 mL	200	-	18,596.2
5439000	3/30/1999	46	46	0.0826	3.80	4683	39.6932%	Fecal		CFU/100 mL	200	-	18,596.2
5439000	3/31/1999	46	46	0.0826	3.80	4683	39.6932%	Fecal		CFU/100 mL	200	-	18,596.2
5439000	6/30/1999	46	46	0.0826	3.80	4683	39.6932%	Fecal		CFU/100 mL	200	-	18,596.2
5439000	3/6/2000	46	46	0.0826	3.80	4683	39.6932%	Fecal		CFU/100 mL	200	-	18,596.2
5439000	10/5/2000	46	46	0.0826	3.80	4683	39.6932%	Fecal		CFU/100 mL	200	-	18,596.2
5439000	5/11/2001	46	46	0.0826	3.80	4683	39.6932%	Fecal		CFU/100 mL	200	-	18,596.2
5439000	5/27/2001	46	46	0.0826	3.80	4683	39.6932%	Fecal		CFU/100 mL	200	-	18,596.2

Gage ID	Date	Discharge (CFS)	Gage Discharge (less Surrogate NPDES) (CFS)	Watershed Area Ratio	Calculated flow (CFS)	Rank	Flow Exceedance %	Parameter	Results	Units (mg or micro_gram	Limit/Standard	Actual Load (million colonies/day)	Allowable Load (million colonies/day)
5439000	3/7/2002	46	46	0.0826	3.80	4683	39.6932%	Fecal		CFU/100 mL	200	-	18,596.2
5439000	6/26/2002	46	46	0.0826	3.80	4683	39.6932%	Fecal		CFU/100 mL	200	-	18,596.2
5439000	1/19/2005	46	46	0.0826	3.80	4683	39.6932%	Fecal		CFU/100 mL	200	-	18,596.2
5439000	4/24/2007	46	46	0.0826	3.80	4683	39.6932%	Fecal		CFU/100 mL	200	-	18,596.2
5439000	7/3/2009	46	46	0.0826	3.80	4683	39.6932%	Fecal		CFU/100 mL	200	-	18,596.2
5439000	7/5/2009	46	46	0.0826	3.80	4683	39.6932%	Fecal		CFU/100 mL	200	-	18,596.2
5439000	11/17/2009	46	46	0.0826	3.80	4683	39.6932%	Fecal		CFU/100 mL	200	-	18,596.2
5439000	4/23/2010	46	46	0.0826	3.80	4683	39.6932%	Fecal		CFU/100 mL	200	-	18,596.2
5439000	2/6/2017	46	46	0.0826	3.80	4683	39.6932%	Fecal		CFU/100 mL	200	-	18,596.2
5439000	1/28/2020	46	46	0.0826	3.80	4683	39.6932%	Fecal		CFU/100 mL	200	-	18,596.2
5439000	7/5/1994	45.9	45.9	0.0826	3.79	4726	40.0576%	Fecal		CFU/100 mL	200	-	18,555.8
5439000	3/31/2002	45.9	45.9	0.0826	3.79	4726	40.0576%	Fecal		CFU/100 mL	200	-	18,555.8
5439000	6/21/2008	45.9	45.9	0.0826	3.79	4726	40.0576%	Fecal		CFU/100 mL	200	-	18,555.8
5439000	2/25/2012	45.9	45.9	0.0826	3.79	4726	40.0576%	Fecal		CFU/100 mL	200	-	18,555.8
5439000	4/18/2012	45.9	45.9	0.0826	3.79	4726	40.0576%	Fecal		CFU/100 mL	200	-	18,555.8
5439000	12/5/2017	45.9	45.9	0.0826	3.79	4726	40.0576%	Fecal		CFU/100 mL	200	-	18,555.8
5439000	7/17/2019	45.9	45.9	0.0826	3.79	4726	40.0576%	Fecal		CFU/100 mL	200	-	18,555.8
5439000	1/12/2009	45.8	45.8	0.0826	3.78	4733	40.1170%	Fecal		CFU/100 mL	200	-	18,515.3
5439000	2/5/2010	45.8	45.8	0.0826	3.78	4733	40.1170%	Fecal		CFU/100 mL	200	-	18,515.3
5439000	2/16/2012	45.8	45.8	0.0826	3.78	4733	40.1170%	Fecal		CFU/100 mL	200	-	18,515.3
5439000	6/2/2012	45.8	45.8	0.0826	3.78	4733	40.1170%	Fecal		CFU/100 mL	200	-	18,515.3
5439000	4/30/2014	45.8	45.8	0.0826	3.78	4733	40.1170%	Fecal		CFU/100 mL	200	-	18,515.3
5439000	5/28/2014	45.8	45.8	0.0826	3.78	4733	40.1170%	Fecal		CFU/100 mL	200	-	18,515.3
5439000	4/24/2015	45.8	45.8	0.0826	3.78	4733	40.1170%	Fecal		CFU/100 mL	200	-	18,515.3
5439000	6/14/2017	45.8	45.8	0.0826	3.78	4733	40.1170%	Fecal		CFU/100 mL	200	-	18,515.3
5439000	7/14/2021	45.8	45.8	0.0826	3.78	4733	40.1170%	Fecal		CFU/100 mL	200	-	18,515.3
5439000	10/28/1993	45.7	45.7	0.0826	3.78	4742	40.1933%	Fecal		CFU/100 mL	200	-	18,474.9
5439000	4/2/1994	45.7	45.7	0.0826	3.78	4742	40.1933%	Fecal		CFU/100 mL	200	-	18,474.9
5439000	7/6/1994	45.7	45.7	0.0826	3.78	4742	40.1933%	Fecal		CFU/100 mL	200	-	18,474.9
5439000	5/7/2008	45.7	45.7	0.0826	3.78	4742	40.1933%	Fecal		CFU/100 mL	200	-	18,474.9
5439000	6/12/2013	45.7	45.7	0.0826	3.78	4742	40.1933%	Fecal		CFU/100 mL	200	-	18,474.9
5439000	4/23/2016	45.7	45.7	0.0826	3.78	4742	40.1933%	Fecal		CFU/100 mL	200	-	18,474.9
5439000	1/18/2018	45.7	45.7	0.0826	3.78	4742	40.1933%	Fecal		CFU/100 mL	200	-	18,474.9
5439000	4/20/2021	45.7	45.7	0.0826	3.78	4742	40.1933%	Fecal		CFU/100 mL	200	-	18,474.9
5439000	10/28/2001	45.6	45.6	0.0826	3.77	4750	40.2611%	Fecal		CFU/100 mL	200	-	18,434.5
5439000	7/8/2003	45.6	45.6	0.0826	3.77	4750	40.2611%	Fecal		CFU/100 mL	200	-	18,434.5
5439000	7/16/2007	45.6	45.6	0.0826	3.77	4750	40.2611%	Fecal		CFU/100 mL	200	-	18,434.5
5439000	11/24/2008	45.6	45.6	0.0826	3.77	4750	40.2611%	Fecal		CFU/100 mL	200	-	18,434.5
5439000	4/13/2019	45.6	45.6	0.0826	3.77	4750	40.2611%	Fecal		CFU/100 mL	200	-	18,434.5
5439000	7/4/2004	45.5	45.5	0.0826	3.76	4755	40.3034%	Fecal		CFU/100 mL	200	-	18,394.1
5439000	8/18/2007	45.5	45.5	0.0826	3.76	4755	40.3034%	Fecal		CFU/100 mL	200	-	18,394.1
5439000	7/20/2021	45.5	45.5	0.0826	3.76	4755	40.3034%	Fecal		CFU/100 mL	200	-	18,394.1
5439000	7/7/1994	45.4	45.4	0.0826	3.75	4758	40.3289%	Fecal		CFU/100 mL	200	-	18,353.6
5439000	2/15/2013	45.4	45.4	0.0826	3.75	4758	40.3289%	Fecal		CFU/100 mL	200	-	18,353.6
5439000	4/26/2016	45.4	45.4	0.0826	3.75	4758	40.3289%	Fecal		CFU/100 mL	200	-	18,353.6
5439000	6/22/2017	45.4	45.4	0.0826	3.75	4758	40.3289%	Fecal		CFU/100 mL	200	-	18,353.6
5439000	3/20/2017	45.3	45.3	0.0826	3.74	4762	40.3628%	Fecal		CFU/100 mL	200	-	18,313.2
5439000	1/26/2018	45.3	45.3	0.0826	3.74	4762	40.3628%	Fecal		CFU/100 mL	200	-	18,313.2
5439000	3/18/2017	45.2	45.2	0.0826	3.73	4764	40.3797%	Fecal		CFU/100 mL	200	-	18,272.8
5439000	7/10/2018	45.2	45.2	0.0826	3.73	4764	40.3797%	Fecal		CFU/100 mL	200	-	18,272.8
5439000	12/21/2018	45.2	45.2	0.0826	3.73	4764	40.3797%	Fecal		CFU/100 mL	200	-	18,272.8
5439000	2/28/2004	45.1	45.1	0.0826	3.73	4767	40.4052%	Fecal		CFU/100 mL	200	-	18,232.4
5439000	6/26/2006	45.1	45.1	0.0826	3.73	4767	40.4052%	Fecal		CFU/100 mL	200	-	18,232.4
5439000	12/7/2006	45.1	45.1	0.0826	3.73	4767	40.4052%	Fecal		CFU/100 mL	200	-	18,232.4
5439000	11/21/2008	45.1	45.1	0.0826	3.73	4767	40.4052%	Fecal		CFU/100 mL	200	-	18,232.4
5439000	2/14/2012	45.1	45.1	0.0826	3.73	4767	40.4052%	Fecal		CFU/100 mL	200	-	18,232.4
5439000	2/25/2017	45.1	45.1	0.0826	3.73	4767	40.4052%	Fecal		CFU/100 mL	200	-	18,232.4
5439000	1/29/1990	45	45	0.0826	3.72	4773	40.4560%	Fecal		CFU/100 mL	200	-	18,191.9
5439000	4/8/1990	45	45	0.0826	3.72	4773	40.4560%	Fecal		CFU/100 mL	200	-	18,191.9
5439000	8/18/1990	45	45	0.0826	3.72	4773	40.4560%	Fecal		CFU/100 mL	200	-	18,191.9
5439000	10/18/1990	45	45	0.0826	3.72	4773	40.4560%	Fecal		CFU/100 mL	200	-	18,191.9
5439000	12/27/1990	45	45	0.0826	3.72	4773	40.4560%	Fecal		CFU/100 mL	200	-	18,191.9
5439000	2/3/1991	45	45	0.0826	3.72	4773	40.4560%	Fecal		CFU/100 mL	200	-	18,191.9
5439000	5/3/1991	45	45	0.0826	3.72	4773	40.4560%	Fecal		CFU/100 mL	200	-	18,191.9
5439000	1/23/1992	45	45	0.0826	3.72	4773	40.4560%	Fecal		CFU/100 mL	200	-	18,191.9
5439000	1/30/1992	45	45	0.0826	3.72	4773	40.4560%	Fecal		CFU/100 mL	200	-	18,191.9
5439000	4/2/1992	45	45	0.0826	3.72	4773	40.4560%	Fecal		CFU/100 mL	200	-	18,191.9
5439000	4/12/1992	45	45	0.0826	3.72	4773	40.4560%	Fecal		CFU/100 mL	200	-	18,191.9
5439000	5/3/1992	45	45	0.0826	3.72	4773	40.4560%	Fecal		CFU/100 mL	200	-	18,191.9
5439000	2/13/1993	45	45	0.0826	3.72	4773	40.4560%	Fecal		CFU/100 mL	200	-	18,191.9
5439000	3/21/1993	45	45	0.0826	3.72	4773	40.4560%	Fecal		CFU/100 mL	200	-	18,191.9
5439000	10/8/1993	45	45	0.0826	3.72	4773	40.4560%	Fecal		CFU/100 mL	200	-	18,191.9
5439000	10/15/1993	45	45	0.0826	3.72	4773	40.4560%	Fecal		CFU/100 mL	200	-	18,191.9
5439000	1/1/1994	45	45	0.0826	3.72	4773	40.4560%	Fecal		CFU/100 mL	200	-	18,191.9
5439000	11/26/1994	45	45	0.0826	3.72	4773	40.4560%	Fecal		CFU/100 mL	200	-	18,191.9
5439000	1/12/1995	45	45	0.0826	3.72	4773	40.4560%	Fecal		CFU/100 mL	200	-	18,191.9
5439000	2/2/1995	45	45	0.0826	3.72	4773	40.4560%	Fecal		CFU/100 mL	200	-	18,191.9
5439000	2/7/1995	45	45	0.0826	3.72	4773	40.4560%	Fecal		CFU/100 mL	200	-	18,191.9
5439000	6/24/1995	45	45	0.0826	3.72	4773	40.4560%	Fecal		CFU/100 mL	200	-	18,191.9
5439000	6/27/1995	45	45	0.0826	3.72	4773	40.4560%	Fecal		CFU/100 mL	200	-	18,191.9
5439000	4/4/1997	45	45	0.0826	3.72	4773	40.4560%	Fecal		CFU/100 mL	200	-	18,191.9
5439000	4/8/1997	45	45	0.0826	3.72	4773	40.4560%	Fecal		CFU/100 mL	200	-	18,191.9
5439000	6/13/1997	45	45	0.0826	3.72	4773	40.4560%	Fecal		CFU/100 mL	200	-	18,191.9
5439000	6/27/1997	45	45	0.0826	3.72	4773	40.4560%	Fecal		CFU/100 mL	200	-	18,191.9
5439000	8/17/1997	45	45	0.0826	3.72	4773	40.4560%	Fecal		CFU/100 mL	200	-	18,191.9
5439000	1/17/1998	45	45	0.0826	3.72	4773	40.4560%	Fecal		CFU/100 mL	200	-	18,191.9
5439000	6/4/1998	45	45	0.0826	3.72	4773	40.4560%	Fecal		CFU/100 mL	200	-	18,191.9
5439000	6/5/1998	45	45	0.0826	3.72	4773	40.4560%	Fecal		CFU/100 mL	200	-	18,191.9
5439000	7/12/1998	45	45	0.0826	3.72	4773	40.4560%	Fecal		CFU/100 mL	200	-	18,191.9
5439000	10/30/1998	45	45	0.0826	3.72	4773	40.4560%	Fecal		CFU/100 mL	200	-	18,191.9
5439000	12/18/1998	45	45	0.0826	3.72	4773	40.4560%	Fecal		CFU/100 mL	200	-	18,191.9
5439000	3/13/1999	45	45	0.0826	3.72	4773	40.4560%	Fecal		CFU/100 mL	200	-	18,191.9
5439000	4/1/1999	45	45	0.0826	3.72	4773	40.4560%	Fecal		CFU/100 mL	200	-	18,191.9
5439000	5/2/2000	45	45	0.0826	3.72	4773	40.4560%	Fecal		CFU/100 mL	200	-	18,191.9
5439000	2/5/2001	45	45	0.0826	3.72	4773	40.4560%	Fecal		CFU/100 mL	200	-	18,191.9
5439000	4/29/2001	45	45	0.0826	3.72	4773	40.4560%	Fecal		CFU/100 mL	200	-	18,191.9
5439000	5/7/2001	45	45	0.0826	3.72	4773	40.4560%	Fecal		CFU/100 mL	200	-	18,191.9
5439000	3/29/2005	45	45	0.0826	3.72	4773	40.4560%	Fecal		CFU/100 mL	200	-	18,191.9
5439000	1/21/2008	45	45	0.0826	3.72	4773	40.4560%	Fecal		CFU/100 mL	200	-	18,191.9
5439000	2/16/2011	45	45	0.0826	3.72	4773	40.4560%	Fecal		CFU/100 mL	200	-	18,191.9
5439000	6/30/2016	45	45	0.0826	3.72	4773	40.4560%	Fecal		CFU/100 mL	200	-	18,191.9
5439000	4/5/2011	44.9	44.9	0.0826	3.71	4817	40.8290%	Fecal		CFU/100 mL	200	-	18,151.5
5439000	11/30/2017	44.9	44.9	0.0826	3.71	4817	40.8290%	Fecal		CFU/100 mL	200	-	18,151.5
5439000	11/18/2009	44.8	44.8	0.0826	3.70	4819	40.8459%	Fecal		CFU/100 mL	200	-	18,111.1
5439000	5/31/2010	44.8	44.8	0.0826	3.70	4819	40.8459%	Fecal		CFU/100 mL	200	-	18,111.1
5439000	3/29/2015	44.8	44.8	0.0826	3.70	4819	40.8459%	Fecal		CFU/100 mL	200	-	18,111.1
5439000	2/23/2017	44.8	44.8	0.0826	3.70	4819	40.8459%	Fecal		CFU/100 mL	200	-	18,111.1
5439000	6/16/2020	44.8	44.8	0.0826	3.70	4819	40.8459%	Fecal		CFU/100 mL	200	-	18,111.1
5439000	7/13/2010	44.7	44.7	0.0826	3.69	4824	40.8883%	Fecal		CFU/100 mL	200	-	18,070.7
5439000	3/27/2005	44.6	44.6	0.0826	3.68	4825	40.8968%	Fecal		CFU/100 mL	200	-	18,030.2
5439000	12/11/2009	44.6	44.6	0.0826	3.68	4825	40.8968%	Fecal		CFU/100 mL	200	-	18,030.2
5439000	7/29/2010	44.6	44.6	0.0826	3.68	4825	40.8968%	Fecal		CFU/100 mL	200	-	18,030.2
5439000	8/10/2010	44.6	44.6	0.0826	3.68	4825	40.8968%	Fecal		CFU/100 mL	200	-	18,030.2
5439000	10/18/2014	44.6	44.6	0.0826	3.68	4825	40.8968%	Fecal		CFU/100 mL	200	-	18,030.2
5439000	11/6/2016	44.6	44.6	0.0826	3.68	4825	40.8968%	Fecal		CFU/100 mL	200	-	18,030.2

Gage ID	Date	Discharge (CFS)	Gage Discharge (less Surrogate NPDES) (CFS)	Watershed Area Ratio	Calculated flow (CFS)	Rank	Flow Exceedance %	Parameter	Results	Units (mg or micro_gram	Limit/Standard	Actual Load (million colonies/day)	Allowable Load (million colonies/day)
5439000	3/3/2002	44.5	44.5	0.0826	3.68	4831	40.9476%	Fecal		CFU/100 mL	200	-	17,989.8
5439000	4/3/2002	44.5	44.5	0.0826	3.68	4831	40.9476%	Fecal		CFU/100 mL	200	-	17,989.8
5439000	4/5/2006	44.5	44.5	0.0826	3.68	4831	40.9476%	Fecal		CFU/100 mL	200	-	17,989.8
5439000	5/12/2007	44.5	44.5	0.0826	3.68	4831	40.9476%	Fecal		CFU/100 mL	200	-	17,989.8
5439000	5/3/2008	44.5	44.5	0.0826	3.68	4831	40.9476%	Fecal		CFU/100 mL	200	-	17,989.8
5439000	1/16/2012	44.5	44.5	0.0826	3.68	4831	40.9476%	Fecal		CFU/100 mL	200	-	17,989.8
5439000	6/8/2013	44.5	44.5	0.0826	3.68	4831	40.9476%	Fecal		CFU/100 mL	200	-	17,989.8
5439000	7/21/2014	44.5	44.5	0.0826	3.68	4831	40.9476%	Fecal		CFU/100 mL	200	-	17,989.8
5439000	12/20/2018	44.5	44.5	0.0826	3.68	4831	40.9476%	Fecal		CFU/100 mL	200	-	17,989.8
5439000	11/26/2011	44.4	44.4	0.0826	3.67	4840	41.0239%	Fecal		CFU/100 mL	200	-	17,949.4
5439000	4/30/2012	44.4	44.4	0.0826	3.67	4840	41.0239%	Fecal		CFU/100 mL	200	-	17,949.4
5439000	5/4/2012	44.4	44.4	0.0826	3.67	4840	41.0239%	Fecal		CFU/100 mL	200	-	17,949.4
5439000	6/4/2018	44.4	44.4	0.0826	3.67	4840	41.0239%	Fecal		CFU/100 mL	200	-	17,949.4
5439000	5/20/2021	44.4	44.4	0.0826	3.67	4840	41.0239%	Fecal		CFU/100 mL	200	-	17,949.4
5439000	12/9/2004	44.3	44.3	0.0826	3.66	4845	41.0663%	Fecal		CFU/100 mL	200	-	17,909.0
5439000	3/25/2012	44.3	44.3	0.0826	3.66	4845	41.0663%	Fecal		CFU/100 mL	200	-	17,909.0
5439000	4/2/2013	44.3	44.3	0.0826	3.66	4845	41.0663%	Fecal		CFU/100 mL	200	-	17,909.0
5439000	12/18/2009	44.2	44.2	0.0826	3.65	4848	41.0917%	Fecal		CFU/100 mL	200	-	17,868.5
5439000	1/14/2010	44.2	44.2	0.0826	3.65	4848	41.0917%	Fecal		CFU/100 mL	200	-	17,868.5
5439000	3/30/2012	44.2	44.2	0.0826	3.65	4848	41.0917%	Fecal		CFU/100 mL	200	-	17,868.5
5439000	4/19/2012	44.2	44.2	0.0826	3.65	4848	41.0917%	Fecal		CFU/100 mL	200	-	17,868.5
5439000	5/22/2013	44.2	44.2	0.0826	3.65	4848	41.0917%	Fecal		CFU/100 mL	200	-	17,868.5
5439000	1/28/2016	44.2	44.2	0.0826	3.65	4848	41.0917%	Fecal		CFU/100 mL	200	-	17,868.5
5439000	11/17/2017	44.2	44.2	0.0826	3.65	4848	41.0917%	Fecal		CFU/100 mL	200	-	17,868.5
5439000	4/10/2004	44.1	44.1	0.0826	3.64	4855	41.1510%	Fecal		CFU/100 mL	200	-	17,828.1
5439000	5/2/2004	44.1	44.1	0.0826	3.64	4855	41.1510%	Fecal		CFU/100 mL	200	-	17,828.1
5439000	2/28/2007	44.1	44.1	0.0826	3.64	4855	41.1510%	Fecal		CFU/100 mL	200	-	17,828.1
5439000	11/9/2008	44.1	44.1	0.0826	3.64	4855	41.1510%	Fecal		CFU/100 mL	200	-	17,828.1
5439000	4/27/2010	44.1	44.1	0.0826	3.64	4855	41.1510%	Fecal		CFU/100 mL	200	-	17,828.1
5439000	4/9/2013	44.1	44.1	0.0826	3.64	4855	41.1510%	Fecal		CFU/100 mL	200	-	17,828.1
5439000	2/12/2017	44.1	44.1	0.0826	3.64	4855	41.1510%	Fecal		CFU/100 mL	200	-	17,828.1
5439000	3/28/2017	44.1	44.1	0.0826	3.64	4855	41.1510%	Fecal		CFU/100 mL	200	-	17,828.1
5439000	11/16/2017	44.1	44.1	0.0826	3.64	4855	41.1510%	Fecal		CFU/100 mL	200	-	17,828.1
5439000	1/26/1990	44	44	0.0826	3.63	4864	41.2273%	Fecal		CFU/100 mL	200	-	17,787.7
5439000	1/27/1990	44	44	0.0826	3.63	4864	41.2273%	Fecal		CFU/100 mL	200	-	17,787.7
5439000	1/31/1990	44	44	0.0826	3.63	4864	41.2273%	Fecal		CFU/100 mL	200	-	17,787.7
5439000	2/20/1990	44	44	0.0826	3.63	4864	41.2273%	Fecal		CFU/100 mL	200	-	17,787.7
5439000	8/3/1990	44	44	0.0826	3.63	4864	41.2273%	Fecal		CFU/100 mL	200	-	17,787.7
5439000	8/6/1990	44	44	0.0826	3.63	4864	41.2273%	Fecal		CFU/100 mL	200	-	17,787.7
5439000	8/26/1990	44	44	0.0826	3.63	4864	41.2273%	Fecal		CFU/100 mL	200	-	17,787.7
5439000	1/29/1992	44	44	0.0826	3.63	4864	41.2273%	Fecal		CFU/100 mL	200	-	17,787.7
5439000	6/4/1993	44	44	0.0826	3.63	4864	41.2273%	Fecal		CFU/100 mL	200	-	17,787.7
5439000	1/13/1995	44	44	0.0826	3.63	4864	41.2273%	Fecal		CFU/100 mL	200	-	17,787.7
5439000	3/3/1995	44	44	0.0826	3.63	4864	41.2273%	Fecal		CFU/100 mL	200	-	17,787.7
5439000	7/6/1996	44	44	0.0826	3.63	4864	41.2273%	Fecal		CFU/100 mL	200	-	17,787.7
5439000	2/19/1997	44	44	0.0826	3.63	4864	41.2273%	Fecal		CFU/100 mL	200	-	17,787.7
5439000	6/2/1997	44	44	0.0826	3.63	4864	41.2273%	Fecal		CFU/100 mL	200	-	17,787.7
5439000	1/21/1999	44	44	0.0826	3.63	4864	41.2273%	Fecal		CFU/100 mL	200	-	17,787.7
5439000	4/4/1999	44	44	0.0826	3.63	4864	41.2273%	Fecal		CFU/100 mL	200	-	17,787.7
5439000	4/11/1999	44	44	0.0826	3.63	4864	41.2273%	Fecal		CFU/100 mL	200	-	17,787.7
5439000	9/30/1999	44	44	0.0826	3.63	4864	41.2273%	Fecal		CFU/100 mL	200	-	17,787.7
5439000	10/4/2000	44	44	0.0826	3.63	4864	41.2273%	Fecal		CFU/100 mL	200	-	17,787.7
5439000	5/1/2001	44	44	0.0826	3.63	4864	41.2273%	Fecal		CFU/100 mL	200	-	17,787.7
5439000	5/13/2007	44	44	0.0826	3.63	4864	41.2273%	Fecal		CFU/100 mL	200	-	17,787.7
5439000	12/6/2009	44	44	0.0826	3.63	4864	41.2273%	Fecal		CFU/100 mL	200	-	17,787.7
5439000	1/11/2012	44	44	0.0826	3.63	4864	41.2273%	Fecal		CFU/100 mL	200	-	17,787.7
5439000	2/24/2016	44	44	0.0826	3.63	4864	41.2273%	Fecal		CFU/100 mL	200	-	17,787.7
5439000	2/22/2017	44	44	0.0826	3.63	4864	41.2273%	Fecal		CFU/100 mL	200	-	17,787.7
5439000	11/29/2017	44	44	0.0826	3.63	4864	41.2273%	Fecal		CFU/100 mL	200	-	17,787.7
5439000	3/18/2018	44	44	0.0826	3.63	4864	41.2273%	Fecal		CFU/100 mL	200	-	17,787.7
5439000	2/1/2020	44	44	0.0826	3.63	4864	41.2273%	Fecal		CFU/100 mL	200	-	17,787.7
5439000	3/30/2005	43.9	43.9	0.0826	3.63	4892	41.4647%	Fecal		CFU/100 mL	200	-	17,747.2
5439000	2/23/2008	43.9	43.9	0.0826	3.63	4892	41.4647%	Fecal		CFU/100 mL	200	-	17,747.2
5439000	6/17/2010	43.9	43.9	0.0826	3.63	4892	41.4647%	Fecal		CFU/100 mL	200	-	17,747.2
5439000	12/8/2016	43.9	43.9	0.0826	3.63	4892	41.4647%	Fecal		CFU/100 mL	200	-	17,747.2
5439000	11/15/2017	43.9	43.9	0.0826	3.63	4892	41.4647%	Fecal		CFU/100 mL	200	-	17,747.2
5439000	4/21/2021	43.9	43.9	0.0826	3.63	4892	41.4647%	Fecal		CFU/100 mL	200	-	17,747.2
5439000	8/20/1994	43.8	43.8	0.0826	3.62	4898	41.5155%	Fecal		CFU/100 mL	200	-	17,706.8
5439000	5/7/2006	43.8	43.8	0.0826	3.62	4898	41.5155%	Fecal		CFU/100 mL	200	-	17,706.8
5439000	1/14/2007	43.8	43.8	0.0826	3.62	4898	41.5155%	Fecal		CFU/100 mL	200	-	17,706.8
5439000	6/20/2007	43.8	43.8	0.0826	3.62	4898	41.5155%	Fecal		CFU/100 mL	200	-	17,706.8
5439000	1/29/2012	43.8	43.8	0.0826	3.62	4898	41.5155%	Fecal		CFU/100 mL	200	-	17,706.8
5439000	3/27/2012	43.8	43.8	0.0826	3.62	4898	41.5155%	Fecal		CFU/100 mL	200	-	17,706.8
5439000	10/13/2018	43.8	43.8	0.0826	3.62	4898	41.5155%	Fecal		CFU/100 mL	200	-	17,706.8
5439000	7/11/2019	43.8	43.8	0.0826	3.62	4898	41.5155%	Fecal		CFU/100 mL	200	-	17,706.8
5439000	7/1/2011	43.7	43.7	0.0826	3.61	4906	41.5833%	Fecal		CFU/100 mL	200	-	17,666.4
5439000	2/15/2012	43.6	43.6	0.0826	3.60	4907	41.5918%	Fecal		CFU/100 mL	200	-	17,626.0
5439000	6/11/2013	43.6	43.6	0.0826	3.60	4907	41.5918%	Fecal		CFU/100 mL	200	-	17,626.0
5439000	2/22/2016	43.6	43.6	0.0826	3.60	4907	41.5918%	Fecal		CFU/100 mL	200	-	17,626.0
5439000	6/29/2020	43.6	43.6	0.0826	3.60	4907	41.5918%	Fecal		CFU/100 mL	200	-	17,626.0
5439000	5/23/2008	43.5	43.5	0.0826	3.59	4911	41.6257%	Fecal		CFU/100 mL	200	-	17,585.5
5439000	7/18/2008	43.5	43.5	0.0826	3.59	4911	41.6257%	Fecal		CFU/100 mL	200	-	17,585.5
5439000	1/29/2020	43.5	43.5	0.0826	3.59	4911	41.6257%	Fecal		CFU/100 mL	200	-	17,585.5
5439000	10/17/2008	43.4	43.4	0.0826	3.59	4914	41.6511%	Fecal		CFU/100 mL	200	-	17,545.1
5439000	5/21/2012	43.4	43.4	0.0826	3.59	4914	41.6511%	Fecal		CFU/100 mL	200	-	17,545.1
5439000	5/27/2021	43.4	43.4	0.0826	3.59	4914	41.6511%	Fecal		CFU/100 mL	200	-	17,545.1
5439000	10/29/1993	43.3	43.3	0.0826	3.58	4917	41.6766%	Fecal		CFU/100 mL	200	-	17,504.7
5439000	4/2/2014	43.3	43.3	0.0826	3.58	4917	41.6766%	Fecal		CFU/100 mL	200	-	17,504.7
5439000	2/23/2016	43.3	43.3	0.0826	3.58	4917	41.6766%	Fecal		CFU/100 mL	200	-	17,504.7
5439000	5/17/2013	43.2	43.2	0.0826	3.57	4920	41.7020%	Fecal		CFU/100 mL	200	-	17,464.3
5439000	4/23/2015	43.2	43.2	0.0826	3.57	4920	41.7020%	Fecal		CFU/100 mL	200	-	17,464.3
5439000	12/19/2018	43.2	43.2	0.0826	3.57	4920	41.7020%	Fecal		CFU/100 mL	200	-	17,464.3
5439000	6/17/2020	43.2	43.2	0.0826	3.57	4920	41.7020%	Fecal		CFU/100 mL	200	-	17,464.3
5439000	5/26/2021	43.2	43.2	0.0826	3.57	4920	41.7020%	Fecal		CFU/100 mL	200	-	17,464.3
5439000	3/31/2005	43.1	43.1	0.0826	3.56	4925	41.7444%	Fecal		CFU/100 mL	200	-	17,423.8
5439000	5/22/2006	43.1	43.1	0.0826	3.56	4925	41.7444%	Fecal		CFU/100 mL	200	-	17,423.8
5439000	7/25/2015	43.1	43.1	0.0826	3.56	4925	41.7444%	Fecal		CFU/100 mL	200	-	17,423.8
5439000	3/19/2018	43.1	43.1	0.0826	3.56	4925	41.7444%	Fecal		CFU/100 mL	200	-	17,423.8
5439000	6/15/2021	43.1	43.1	0.0826	3.56	4925	41.7444%	Fecal		CFU/100 mL	200	-	17,423.8
5439000	4/12/1990	43	43	0.0826	3.55	4930	41.7867%	Fecal		CFU/100 mL	200	-	17,383.4
5439000	4/30/1990	43	43	0.0826	3.55	4930	41.7867%	Fecal		CFU/100 mL	200	-	17,383.4
5439000	7/8/1990	43	43	0.0826	3.55	4930	41.7867%	Fecal		CFU/100 mL	200	-	17,383.4
5439000	11/13/1990	43	43	0.0826	3.55	4930	41.7867%	Fecal		CFU/100 mL	200	-	17,383.4
5439000	1/2/1991	43	43	0.0826	3.55	4930	41.7867%	Fecal		CFU/100 mL	200	-	17,383.4
5439000	2/24/1991	43	43	0.0826	3.55	4930	41.7867%	Fecal		CFU/100 mL	200	-	17,383.4
5439000	3/8/1991	43	43	0.0826	3.55	4930	41.7867%	Fecal		CFU/100 mL	200	-	17,383.4
5439000	5/4/1991	43	43	0.0826	3.55	4930	41.7867%	Fecal		CFU/100 mL	200	-	17,383.4
5439000	4/4/1992	43	43	0.0826	3.55	4930	41.7867%	Fecal		CFU/100 mL	200	-	17,383.4
5439000	5/9/1992	43	43	0.0826	3.55	4930	41.7867%	Fecal		CFU/100 mL	200	-	17,383.4
5439000	5/26/1993	43	43	0.0826	3.55	4930	41.7867%	Fecal		CFU/100 mL	200	-	17,383.4
5439000	5/27/1993	43	43	0.0826	3.55	4930	41.7867%	Fecal		CFU/100 mL	200	-	17,383.4
5439000	5/30/1993	43	43	0.0826	3.55	4930	41.7867%	Fecal		CFU/100 mL	200	-	17,383.4
5439000	7/12/1993	43	43	0.0826	3.55	4930	41.7867%	Fecal		CFU/100 mL	200	-	17,383.4
5439000	12/14/1994	43	43	0.0826	3.55	4930	41.7867%	Fecal		CFU/100 mL	200	-	17,383.4
5439000	12/16/1994	43	43	0.0826	3.55	4930	41.7867%	Fecal		CFU/100 mL	200	-	17,383.4

Gage ID	Date	Discharge (CFS)	Gage Discharge (less Surrogate NPDES) (CFS)	Watershed Area Ratio	Calculated flow (CFS)	Rank	Flow Exceedance %	Parameter	Results	Units (mg or micro_gram	Limit/Standard	Actual Load (million colonies/day)	Allowable Load (million colonies/day)
5439000	2/24/1995	43	43	0.0826	3.55	4930	41.7867%	Fecal		CFU/100 mL	200	-	17,383.4
5439000	3/26/1995	43	43	0.0826	3.55	4930	41.7867%	Fecal		CFU/100 mL	200	-	17,383.4
5439000	4/6/1995	43	43	0.0826	3.55	4930	41.7867%	Fecal		CFU/100 mL	200	-	17,383.4
5439000	6/25/1995	43	43	0.0826	3.55	4930	41.7867%	Fecal		CFU/100 mL	200	-	17,383.4
5439000	8/17/1995	43	43	0.0826	3.55	4930	41.7867%	Fecal		CFU/100 mL	200	-	17,383.4
5439000	11/24/1995	43	43	0.0826	3.55	4930	41.7867%	Fecal		CFU/100 mL	200	-	17,383.4
5439000	11/25/1995	43	43	0.0826	3.55	4930	41.7867%	Fecal		CFU/100 mL	200	-	17,383.4
5439000	11/27/1995	43	43	0.0826	3.55	4930	41.7867%	Fecal		CFU/100 mL	200	-	17,383.4
5439000	8/24/1996	43	43	0.0826	3.55	4930	41.7867%	Fecal		CFU/100 mL	200	-	17,383.4
5439000	1/8/1997	43	43	0.0826	3.55	4930	41.7867%	Fecal		CFU/100 mL	200	-	17,383.4
5439000	4/24/1997	43	43	0.0826	3.55	4930	41.7867%	Fecal		CFU/100 mL	200	-	17,383.4
5439000	2/2/1998	43	43	0.0826	3.55	4930	41.7867%	Fecal		CFU/100 mL	200	-	17,383.4
5439000	6/6/1998	43	43	0.0826	3.55	4930	41.7867%	Fecal		CFU/100 mL	200	-	17,383.4
5439000	6/29/1998	43	43	0.0826	3.55	4930	41.7867%	Fecal		CFU/100 mL	200	-	17,383.4
5439000	4/10/1999	43	43	0.0826	3.55	4930	41.7867%	Fecal		CFU/100 mL	200	-	17,383.4
5439000	3/7/2000	43	43	0.0826	3.55	4930	41.7867%	Fecal		CFU/100 mL	200	-	17,383.4
5439000	5/20/2000	43	43	0.0826	3.55	4930	41.7867%	Fecal		CFU/100 mL	200	-	17,383.4
5439000	5/22/2000	43	43	0.0826	3.55	4930	41.7867%	Fecal		CFU/100 mL	200	-	17,383.4
5439000	8/6/2000	43	43	0.0826	3.55	4930	41.7867%	Fecal		CFU/100 mL	200	-	17,383.4
5439000	4/30/2001	43	43	0.0826	3.55	4930	41.7867%	Fecal		CFU/100 mL	200	-	17,383.4
5439000	7/3/2004	43	43	0.0826	3.55	4930	41.7867%	Fecal		CFU/100 mL	200	-	17,383.4
5439000	3/29/2017	43	43	0.0826	3.55	4930	41.7867%	Fecal		CFU/100 mL	200	-	17,383.4
5439000	6/4/2003	42.9	42.9	0.0826	3.54	4968	42.1088%	Fecal		CFU/100 mL	200	-	17,343.0
5439000	6/16/2006	42.9	42.9	0.0826	3.54	4968	42.1088%	Fecal		CFU/100 mL	200	-	17,343.0
5439000	6/30/2006	42.9	42.9	0.0826	3.54	4968	42.1088%	Fecal		CFU/100 mL	200	-	17,343.0
5439000	5/20/2012	42.9	42.9	0.0826	3.54	4968	42.1088%	Fecal		CFU/100 mL	200	-	17,343.0
5439000	11/7/2018	42.9	42.9	0.0826	3.54	4968	42.1088%	Fecal		CFU/100 mL	200	-	17,343.0
5439000	12/18/2018	42.9	42.9	0.0826	3.54	4968	42.1088%	Fecal		CFU/100 mL	200	-	17,343.0
5439000	6/1/2021	42.9	42.9	0.0826	3.54	4968	42.1088%	Fecal		CFU/100 mL	200	-	17,343.0
5439000	10/27/1993	42.8	42.8	0.0826	3.54	4975	42.1682%	Fecal		CFU/100 mL	200	-	17,302.6
5439000	6/28/2004	42.8	42.8	0.0826	3.54	4975	42.1682%	Fecal		CFU/100 mL	200	-	17,302.6
5439000	1/19/2019	42.8	42.8	0.0826	3.54	4975	42.1682%	Fecal		CFU/100 mL	200	-	17,302.6
5439000	4/21/2006	42.7	42.7	0.0826	3.53	4978	42.1936%	Fecal		CFU/100 mL	200	-	17,262.1
5439000	3/31/2015	42.7	42.7	0.0826	3.53	4978	42.1936%	Fecal		CFU/100 mL	200	-	17,262.1
5439000	4/4/2015	42.7	42.7	0.0826	3.53	4978	42.1936%	Fecal		CFU/100 mL	200	-	17,262.1
5439000	5/31/2006	42.6	42.6	0.0826	3.52	4981	42.2190%	Fecal		CFU/100 mL	200	-	17,221.7
5439000	12/1/2011	42.6	42.6	0.0826	3.52	4981	42.2190%	Fecal		CFU/100 mL	200	-	17,221.7
5439000	1/9/2012	42.6	42.6	0.0826	3.52	4981	42.2190%	Fecal		CFU/100 mL	200	-	17,221.7
5439000	3/13/2005	42.5	42.5	0.0826	3.51	4984	42.2444%	Fecal		CFU/100 mL	200	-	17,181.3
5439000	2/16/2008	42.5	42.5	0.0826	3.51	4984	42.2444%	Fecal		CFU/100 mL	200	-	17,181.3
5439000	10/20/2008	42.5	42.5	0.0826	3.51	4984	42.2444%	Fecal		CFU/100 mL	200	-	17,181.3
5439000	7/5/2010	42.5	42.5	0.0826	3.51	4984	42.2444%	Fecal		CFU/100 mL	200	-	17,181.3
5439000	4/3/2018	42.5	42.5	0.0826	3.51	4984	42.2444%	Fecal		CFU/100 mL	200	-	17,181.3
5439000	12/8/1993	42.4	42.4	0.0826	3.50	4989	42.2868%	Fecal		CFU/100 mL	200	-	17,140.8
5439000	8/5/2017	42.4	42.4	0.0826	3.50	4989	42.2868%	Fecal		CFU/100 mL	200	-	17,140.8
5439000	11/27/2020	42.4	42.4	0.0826	3.50	4989	42.2868%	Fecal		CFU/100 mL	200	-	17,140.8
5439000	1/13/2009	42.3	42.3	0.0826	3.49	4992	42.3123%	Fecal		CFU/100 mL	200	-	17,100.4
5439000	11/24/2009	42.3	42.3	0.0826	3.49	4992	42.3123%	Fecal		CFU/100 mL	200	-	17,100.4
5439000	12/12/2009	42.3	42.3	0.0826	3.49	4992	42.3123%	Fecal		CFU/100 mL	200	-	17,100.4
5439000	4/1/2012	42.3	42.3	0.0826	3.49	4992	42.3123%	Fecal		CFU/100 mL	200	-	17,100.4
5439000	2/21/2017	42.3	42.3	0.0826	3.49	4992	42.3123%	Fecal		CFU/100 mL	200	-	17,100.4
5439000	1/15/2018	42.3	42.3	0.0826	3.49	4992	42.3123%	Fecal		CFU/100 mL	200	-	17,100.4
5439000	11/26/1993	42.2	42.2	0.0826	3.49	4998	42.3631%	Fecal		CFU/100 mL	200	-	17,060.0
5439000	5/4/2004	42.2	42.2	0.0826	3.49	4998	42.3631%	Fecal		CFU/100 mL	200	-	17,060.0
5439000	11/23/2008	42.2	42.2	0.0826	3.49	4998	42.3631%	Fecal		CFU/100 mL	200	-	17,060.0
5439000	5/21/2013	42.2	42.2	0.0826	3.49	4998	42.3631%	Fecal		CFU/100 mL	200	-	17,060.0
5439000	7/14/2013	42.2	42.2	0.0826	3.49	4998	42.3631%	Fecal		CFU/100 mL	200	-	17,060.0
5439000	5/2/2014	42.2	42.2	0.0826	3.49	4998	42.3631%	Fecal		CFU/100 mL	200	-	17,060.0
5439000	6/2/2021	42.2	42.2	0.0826	3.49	4998	42.3631%	Fecal		CFU/100 mL	200	-	17,060.0
5439000	4/8/2015	42.1	42.1	0.0826	3.48	5005	42.4224%	Fecal		CFU/100 mL	200	-	17,019.6
5439000	12/1/2017	42.1	42.1	0.0826	3.48	5005	42.4224%	Fecal		CFU/100 mL	200	-	17,019.6
5439000	12/4/2017	42.1	42.1	0.0826	3.48	5005	42.4224%	Fecal		CFU/100 mL	200	-	17,019.6
5439000	4/22/2021	42.1	42.1	0.0826	3.48	5005	42.4224%	Fecal		CFU/100 mL	200	-	17,019.6
5439000	6/10/1990	42	42	0.0826	3.47	5009	42.4563%	Fecal		CFU/100 mL	200	-	16,979.1
5439000	8/14/1990	42	42	0.0826	3.47	5009	42.4563%	Fecal		CFU/100 mL	200	-	16,979.1
5439000	11/21/1991	42	42	0.0826	3.47	5009	42.4563%	Fecal		CFU/100 mL	200	-	16,979.1
5439000	5/8/1992	42	42	0.0826	3.47	5009	42.4563%	Fecal		CFU/100 mL	200	-	16,979.1
5439000	12/15/1994	42	42	0.0826	3.47	5009	42.4563%	Fecal		CFU/100 mL	200	-	16,979.1
5439000	2/8/1995	42	42	0.0826	3.47	5009	42.4563%	Fecal		CFU/100 mL	200	-	16,979.1
5439000	3/25/1995	42	42	0.0826	3.47	5009	42.4563%	Fecal		CFU/100 mL	200	-	16,979.1
5439000	4/5/1995	42	42	0.0826	3.47	5009	42.4563%	Fecal		CFU/100 mL	200	-	16,979.1
5439000	6/30/1995	42	42	0.0826	3.47	5009	42.4563%	Fecal		CFU/100 mL	200	-	16,979.1
5439000	7/7/1995	42	42	0.0826	3.47	5009	42.4563%	Fecal		CFU/100 mL	200	-	16,979.1
5439000	1/24/1997	42	42	0.0826	3.47	5009	42.4563%	Fecal		CFU/100 mL	200	-	16,979.1
5439000	4/11/1997	42	42	0.0826	3.47	5009	42.4563%	Fecal		CFU/100 mL	200	-	16,979.1
5439000	4/30/1997	42	42	0.0826	3.47	5009	42.4563%	Fecal		CFU/100 mL	200	-	16,979.1
5439000	1/18/1998	42	42	0.0826	3.47	5009	42.4563%	Fecal		CFU/100 mL	200	-	16,979.1
5439000	10/26/1998	42	42	0.0826	3.47	5009	42.4563%	Fecal		CFU/100 mL	200	-	16,979.1
5439000	10/27/1998	42	42	0.0826	3.47	5009	42.4563%	Fecal		CFU/100 mL	200	-	16,979.1
5439000	4/2/1999	42	42	0.0826	3.47	5009	42.4563%	Fecal		CFU/100 mL	200	-	16,979.1
5439000	3/8/2000	42	42	0.0826	3.47	5009	42.4563%	Fecal		CFU/100 mL	200	-	16,979.1
5439000	3/9/2000	42	42	0.0826	3.47	5009	42.4563%	Fecal		CFU/100 mL	200	-	16,979.1
5439000	6/19/2001	42	42	0.0826	3.47	5009	42.4563%	Fecal		CFU/100 mL	200	-	16,979.1
5439000	7/8/2009	42	42	0.0826	3.47	5009	42.4563%	Fecal		CFU/100 mL	200	-	16,979.1
5439000	12/15/2009	42	42	0.0826	3.47	5009	42.4563%	Fecal		CFU/100 mL	200	-	16,979.1
5439000	7/31/2010	42	42	0.0826	3.47	5009	42.4563%	Fecal		CFU/100 mL	200	-	16,979.1
5439000	7/25/2011	42	42	0.0826	3.47	5009	42.4563%	Fecal		CFU/100 mL	200	-	16,979.1
5439000	1/12/2012	42	42	0.0826	3.47	5009	42.4563%	Fecal		CFU/100 mL	200	-	16,979.1
5439000	1/15/2012	42	42	0.0826	3.47	5009	42.4563%	Fecal		CFU/100 mL	200	-	16,979.1
5439000	4/20/2012	42	42	0.0826	3.47	5009	42.4563%	Fecal		CFU/100 mL	200	-	16,979.1
5439000	3/26/2013	42	42	0.0826	3.47	5009	42.4563%	Fecal		CFU/100 mL	200	-	16,979.1
5439000	4/5/2015	42	42	0.0826	3.47	5009	42.4563%	Fecal		CFU/100 mL	200	-	16,979.1
5439000	2/10/2016	42	42	0.0826	3.47	5009	42.4563%	Fecal		CFU/100 mL	200	-	16,979.1
5439000	6/18/2020	42	42	0.0826	3.47	5009	42.4563%	Fecal		CFU/100 mL	200	-	16,979.1
5439000	7/11/2003	41.9	41.9	0.0826	3.46	5040	42.7191%	Fecal		CFU/100 mL	200	-	16,938.7
5439000	12/7/2009	41.9	41.9	0.0826	3.46	5040	42.7191%	Fecal		CFU/100 mL	200	-	16,938.7
5439000	1/15/2010	41.9	41.9	0.0826	3.46	5040	42.7191%	Fecal		CFU/100 mL	200	-	16,938.7
5439000	2/6/2010	41.9	41.9	0.0826	3.46	5040	42.7191%	Fecal		CFU/100 mL	200	-	16,938.7
5439000	1/8/2012	41.9	41.9	0.0826	3.46	5040	42.7191%	Fecal		CFU/100 mL	200	-	16,938.7
5439000	1/30/2020	41.9	41.9	0.0826	3.46	5040	42.7191%	Fecal		CFU/100 mL	200	-	16,938.7
5439000	1/13/2007	41.8	41.8	0.0826	3.45	5046	42.7700%	Fecal		CFU/100 mL	200	-	16,898.3
5439000	1/16/2018	41.8	41.8	0.0826	3.45	5046	42.7700%	Fecal		CFU/100 mL	200	-	16,898.3
5439000	3/28/2018	41.8	41.8	0.0826	3.45	5046	42.7700%	Fecal		CFU/100 mL	200	-	16,898.3
5439000	11/6/2018	41.8	41.8	0.0826	3.45	5046	42.7700%	Fecal		CFU/100 mL	200	-	16,898.3
5439000	2/14/2017	41.7	41.7	0.0826	3.44	5050	42.8039%	Fecal		CFU/100 mL	200	-	16,857.9
5439000	4/15/2018	41.7	41.7	0.0826	3.44	5050	42.8039%	Fecal		CFU/100 mL	200	-	16,857.9
5439000	12/19/2019	41.7	41.7	0.0826	3.44	5050	42.8039%	Fecal		CFU/100 mL	200	-	16,857.9
5439000	9/15/2007	41.6	41.6	0.0826	3.44	5053	42.8293%	Fecal		CFU/100 mL	200	-	16,817.4
5439000	11/22/2008	41.6	41.6	0.0826	3.44	5053	42.8293%	Fecal		CFU/100 mL	200	-	16,817.4
5439000	5/1/2010	41.6	41.6	0.0826	3.44	5053	42.8293%	Fecal		CFU/100 mL	200	-	16,817.4
5439000	4/6/2011	41.6	41.6	0.0826	3.44	5053	42.8293%	Fecal		CFU/100 mL	200	-	16,817.4
5439000	1/30/2016	41.6	41.6	0.0826	3.44	5053	42.8293%	Fecal		CFU/100 mL	200	-	16,817.4
5439000	7/26/2019	41.6	41.6	0.0826	3.44	5053	42.8293%	Fecal		CFU/100 mL	200	-	16,817.4
5439000	5/21/2021	41.6	41.6	0.0826	3.44	5053	42.8293%	Fecal		CFU/100 mL	200	-	16,817.4
5439000	6/22/2008	41.5	41.5	0.0826	3.43	5060	42.8886%	Fecal		CFU/100 mL	200	-	16,777.0

Gage ID	Date	Discharge (CFS)	Gage Discharge (less Surrogate NPDES) (CFS)	Watershed Area Ratio	Calculated flow (CFS)	Rank	Flow Exceedance %	Parameter	Results	Units (mg or micro_gram	Limit/Standard	Actual Load (million colonies/day)	Allowable Load (million colonies/day)
5439000	4/30/2010	41.5	41.5	0.0826	3.43	5060	42.8886%	Fecal		CFU/100 mL	200	-	16,777.0
5439000	1/30/2012	41.5	41.5	0.0826	3.43	5060	42.8886%	Fecal		CFU/100 mL	200	-	16,777.0
5439000	3/26/2012	41.5	41.5	0.0826	3.43	5060	42.8886%	Fecal		CFU/100 mL	200	-	16,777.0
5439000	3/21/2017	41.5	41.5	0.0826	3.43	5060	42.8886%	Fecal		CFU/100 mL	200	-	16,777.0
5439000	3/29/2018	41.5	41.5	0.0826	3.43	5060	42.8886%	Fecal		CFU/100 mL	200	-	16,777.0
5439000	1/31/2020	41.5	41.5	0.0826	3.43	5060	42.8886%	Fecal		CFU/100 mL	200	-	16,777.0
5439000	12/15/1993	41.4	41.4	0.0826	3.42	5067	42.9480%	Fecal		CFU/100 mL	200	-	16,736.6
5439000	4/5/2002	41.4	41.4	0.0826	3.42	5067	42.9480%	Fecal		CFU/100 mL	200	-	16,736.6
5439000	4/20/2004	41.4	41.4	0.0826	3.42	5067	42.9480%	Fecal		CFU/100 mL	200	-	16,736.6
5439000	7/7/2010	41.4	41.4	0.0826	3.42	5067	42.9480%	Fecal		CFU/100 mL	200	-	16,736.6
5439000	5/22/2012	41.4	41.4	0.0826	3.42	5067	42.9480%	Fecal		CFU/100 mL	200	-	16,736.6
5439000	5/23/2014	41.4	41.4	0.0826	3.42	5067	42.9480%	Fecal		CFU/100 mL	200	-	16,736.6
5439000	2/22/2019	41.4	41.4	0.0826	3.42	5067	42.9480%	Fecal		CFU/100 mL	200	-	16,736.6
5439000	2/16/2002	41.3	41.3	0.0826	3.41	5074	43.0073%	Fecal		CFU/100 mL	200	-	16,696.2
5439000	3/26/2005	41.3	41.3	0.0826	3.41	5074	43.0073%	Fecal		CFU/100 mL	200	-	16,696.2
5439000	3/2/2010	41.3	41.3	0.0826	3.41	5074	43.0073%	Fecal		CFU/100 mL	200	-	16,696.2
5439000	7/2/2011	41.3	41.3	0.0826	3.41	5074	43.0073%	Fecal		CFU/100 mL	200	-	16,696.2
5439000	3/30/2015	41.3	41.3	0.0826	3.41	5074	43.0073%	Fecal		CFU/100 mL	200	-	16,696.2
5439000	9/2/2016	41.3	41.3	0.0826	3.41	5074	43.0073%	Fecal		CFU/100 mL	200	-	16,696.2
5439000	2/14/2008	41.2	41.2	0.0826	3.40	5080	43.0581%	Fecal		CFU/100 mL	200	-	16,655.7
5439000	12/8/2009	41.2	41.2	0.0826	3.40	5080	43.0581%	Fecal		CFU/100 mL	200	-	16,655.7
5439000	5/23/2013	41.2	41.2	0.0826	3.40	5080	43.0581%	Fecal		CFU/100 mL	200	-	16,655.7
5439000	3/19/2017	41.2	41.2	0.0826	3.40	5080	43.0581%	Fecal		CFU/100 mL	200	-	16,655.7
5439000	7/21/2021	41.2	41.2	0.0826	3.40	5080	43.0581%	Fecal		CFU/100 mL	200	-	16,655.7
5439000	3/11/2022	23.3	23.3	0.1459	3.40	5085	43.1005%	Fecal		CFU/100 mL	200	-	16,639.8
5439000	6/27/2002	41.1	41.1	0.0826	3.40	5086	43.1090%	Fecal		CFU/100 mL	200	-	16,615.3
5439000	7/24/2008	41.1	41.1	0.0826	3.40	5086	43.1090%	Fecal		CFU/100 mL	200	-	16,615.3
5439000	11/19/2009	41.1	41.1	0.0826	3.40	5086	43.1090%	Fecal		CFU/100 mL	200	-	16,615.3
5439000	1/19/1990	41	41	0.0826	3.39	5089	43.1344%	Fecal		CFU/100 mL	200	-	16,574.9
5439000	7/25/1990	41	41	0.0826	3.39	5089	43.1344%	Fecal		CFU/100 mL	200	-	16,574.9
5439000	7/29/1990	41	41	0.0826	3.39	5089	43.1344%	Fecal		CFU/100 mL	200	-	16,574.9
5439000	8/11/1990	41	41	0.0826	3.39	5089	43.1344%	Fecal		CFU/100 mL	200	-	16,574.9
5439000	11/14/1990	41	41	0.0826	3.39	5089	43.1344%	Fecal		CFU/100 mL	200	-	16,574.9
5439000	11/15/1990	41	41	0.0826	3.39	5089	43.1344%	Fecal		CFU/100 mL	200	-	16,574.9
5439000	3/1/1991	41	41	0.0826	3.39	5089	43.1344%	Fecal		CFU/100 mL	200	-	16,574.9
5439000	12/25/1991	41	41	0.0826	3.39	5089	43.1344%	Fecal		CFU/100 mL	200	-	16,574.9
5439000	1/31/1992	41	41	0.0826	3.39	5089	43.1344%	Fecal		CFU/100 mL	200	-	16,574.9
5439000	2/1/1992	41	41	0.0826	3.39	5089	43.1344%	Fecal		CFU/100 mL	200	-	16,574.9
5439000	5/6/1992	41	41	0.0826	3.39	5089	43.1344%	Fecal		CFU/100 mL	200	-	16,574.9
5439000	7/13/1993	41	41	0.0826	3.39	5089	43.1344%	Fecal		CFU/100 mL	200	-	16,574.9
5439000	8/27/1993	41	41	0.0826	3.39	5089	43.1344%	Fecal		CFU/100 mL	200	-	16,574.9
5439000	9/24/1993	41	41	0.0826	3.39	5089	43.1344%	Fecal		CFU/100 mL	200	-	16,574.9
5439000	11/26/1995	41	41	0.0826	3.39	5089	43.1344%	Fecal		CFU/100 mL	200	-	16,574.9
5439000	7/7/1996	41	41	0.0826	3.39	5089	43.1344%	Fecal		CFU/100 mL	200	-	16,574.9
5439000	6/3/1997	41	41	0.0826	3.39	5089	43.1344%	Fecal		CFU/100 mL	200	-	16,574.9
5439000	6/30/1998	41	41	0.0826	3.39	5089	43.1344%	Fecal		CFU/100 mL	200	-	16,574.9
5439000	11/20/1998	41	41	0.0826	3.39	5089	43.1344%	Fecal		CFU/100 mL	200	-	16,574.9
5439000	4/3/1999	41	41	0.0826	3.39	5089	43.1344%	Fecal		CFU/100 mL	200	-	16,574.9
5439000	5/2/2001	41	41	0.0826	3.39	5089	43.1344%	Fecal		CFU/100 mL	200	-	16,574.9
5439000	5/4/2001	41	41	0.0826	3.39	5089	43.1344%	Fecal		CFU/100 mL	200	-	16,574.9
5439000	8/23/2002	41	41	0.0826	3.39	5089	43.1344%	Fecal		CFU/100 mL	200	-	16,574.9
5439000	7/4/2007	41	41	0.0826	3.39	5089	43.1344%	Fecal		CFU/100 mL	200	-	16,574.9
5439000	11/20/2011	41	41	0.0826	3.39	5089	43.1344%	Fecal		CFU/100 mL	200	-	16,574.9
5439000	1/13/2012	41	41	0.0826	3.39	5089	43.1344%	Fecal		CFU/100 mL	200	-	16,574.9
5439000	2/26/2017	41	41	0.0826	3.39	5089	43.1344%	Fecal		CFU/100 mL	200	-	16,574.9
5439000	3/20/2018	41	41	0.0826	3.39	5089	43.1344%	Fecal		CFU/100 mL	200	-	16,574.9
5439000	4/6/2002	40.9	40.9	0.0826	3.38	5117	43.3718%	Fecal		CFU/100 mL	200	-	16,534.4
5439000	7/15/2018	40.9	40.9	0.0826	3.38	5117	43.3718%	Fecal		CFU/100 mL	200	-	16,534.4
5439000	10/31/2013	40.8	40.8	0.0826	3.37	5119	43.3887%	Fecal		CFU/100 mL	200	-	16,494.0
5439000	11/1/2016	40.8	40.8	0.0826	3.37	5119	43.3887%	Fecal		CFU/100 mL	200	-	16,494.0
5439000	11/3/2017	40.8	40.8	0.0826	3.37	5119	43.3887%	Fecal		CFU/100 mL	200	-	16,494.0
5439000	12/18/2019	40.8	40.8	0.0826	3.37	5119	43.3887%	Fecal		CFU/100 mL	200	-	16,494.0
5439000	3/15/2006	40.7	40.7	0.0826	3.36	5123	43.4226%	Fecal		CFU/100 mL	200	-	16,453.6
5439000	6/9/2007	40.7	40.7	0.0826	3.36	5123	43.4226%	Fecal		CFU/100 mL	200	-	16,453.6
5439000	2/23/2012	40.7	40.7	0.0826	3.36	5123	43.4226%	Fecal		CFU/100 mL	200	-	16,453.6
5439000	4/11/2004	40.6	40.6	0.0826	3.35	5126	43.4480%	Fecal		CFU/100 mL	200	-	16,413.2
5439000	6/1/2010	40.6	40.6	0.0826	3.35	5126	43.4480%	Fecal		CFU/100 mL	200	-	16,413.2
5439000	12/9/2016	40.6	40.6	0.0826	3.35	5126	43.4480%	Fecal		CFU/100 mL	200	-	16,413.2
5439000	12/2/2017	40.6	40.6	0.0826	3.35	5126	43.4480%	Fecal		CFU/100 mL	200	-	16,413.2
5439000	1/27/2018	40.6	40.6	0.0826	3.35	5126	43.4480%	Fecal		CFU/100 mL	200	-	16,413.2
5439000	3/31/2018	40.6	40.6	0.0826	3.35	5126	43.4480%	Fecal		CFU/100 mL	200	-	16,413.2
5439000	6/5/2018	40.6	40.6	0.0826	3.35	5126	43.4480%	Fecal		CFU/100 mL	200	-	16,413.2
5439000	6/19/2020	40.6	40.6	0.0826	3.35	5126	43.4480%	Fecal		CFU/100 mL	200	-	16,413.2
5439000	7/1/2020	40.6	40.6	0.0826	3.35	5126	43.4480%	Fecal		CFU/100 mL	200	-	16,413.2
5439000	12/17/1993	40.5	40.5	0.0826	3.35	5135	43.5243%	Fecal		CFU/100 mL	200	-	16,372.7
5439000	4/4/2002	40.5	40.5	0.0826	3.35	5135	43.5243%	Fecal		CFU/100 mL	200	-	16,372.7
5439000	5/25/2008	40.5	40.5	0.0826	3.35	5135	43.5243%	Fecal		CFU/100 mL	200	-	16,372.7
5439000	6/9/2013	40.5	40.5	0.0826	3.35	5135	43.5243%	Fecal		CFU/100 mL	200	-	16,372.7
5439000	7/1/2016	40.5	40.5	0.0826	3.35	5135	43.5243%	Fecal		CFU/100 mL	200	-	16,372.7
5439000	8/31/2009	40.4	40.4	0.0826	3.34	5140	43.5667%	Fecal		CFU/100 mL	200	-	16,332.3
5439000	4/29/2010	40.4	40.4	0.0826	3.34	5140	43.5667%	Fecal		CFU/100 mL	200	-	16,332.3
5439000	4/23/2021	40.4	40.4	0.0826	3.34	5140	43.5667%	Fecal		CFU/100 mL	200	-	16,332.3
5439000	5/8/2006	40.3	40.3	0.0826	3.33	5143	43.5921%	Fecal		CFU/100 mL	200	-	16,291.9
5439000	5/23/2006	40.3	40.3	0.0826	3.33	5143	43.5921%	Fecal		CFU/100 mL	200	-	16,291.9
5439000	2/12/2008	40.3	40.3	0.0826	3.33	5143	43.5921%	Fecal		CFU/100 mL	200	-	16,291.9
5439000	11/11/2008	40.3	40.3	0.0826	3.33	5143	43.5921%	Fecal		CFU/100 mL	200	-	16,291.9
5439000	12/31/2016	40.3	40.3	0.0826	3.33	5143	43.5921%	Fecal		CFU/100 mL	200	-	16,291.9
5439000	12/3/2017	40.3	40.3	0.0826	3.33	5143	43.5921%	Fecal		CFU/100 mL	200	-	16,291.9
5439000	12/16/1993	40.2	40.2	0.0826	3.32	5149	43.6430%	Fecal		CFU/100 mL	200	-	16,251.5
5439000	4/3/1994	40.2	40.2	0.0826	3.32	5149	43.6430%	Fecal		CFU/100 mL	200	-	16,251.5
5439000	5/19/2005	40.2	40.2	0.0826	3.32	5149	43.6430%	Fecal		CFU/100 mL	200	-	16,251.5
5439000	1/29/2016	40.2	40.2	0.0826	3.32	5149	43.6430%	Fecal		CFU/100 mL	200	-	16,251.5
5439000	1/17/2018	40.2	40.2	0.0826	3.32	5149	43.6430%	Fecal		CFU/100 mL	200	-	16,251.5
5439000	7/12/2019	40.2	40.2	0.0826	3.32	5149	43.6430%	Fecal		CFU/100 mL	200	-	16,251.5
5439000	4/28/2010	40.1	40.1	0.0826	3.31	5155	43.6938%	Fecal		CFU/100 mL	200	-	16,211.0
5439000	5/24/2012	40.1	40.1	0.0826	3.31	5155	43.6938%	Fecal		CFU/100 mL	200	-	16,211.0
5439000	6/10/2013	40.1	40.1	0.0826	3.31	5155	43.6938%	Fecal		CFU/100 mL	200	-	16,211.0
5439000	4/22/2014	40.1	40.1	0.0826	3.31	5155	43.6938%	Fecal		CFU/100 mL	200	-	16,211.0
5439000	11/7/2016	40.1	40.1	0.0826	3.31	5155	43.6938%	Fecal		CFU/100 mL	200	-	16,211.0
5439000	6/12/1990	40	40	0.0826	3.30	5160	43.7362%	Fecal		CFU/100 mL	200	-	16,170.6
5439000	7/9/1990	40	40	0.0826	3.30	5160	43.7362%	Fecal		CFU/100 mL	200	-	16,170.6
5439000	5/12/1992	40	40	0.0826	3.30	5160	43.7362%	Fecal		CFU/100 mL	200	-	16,170.6
5439000	5/31/1993	40	40	0.0826	3.30	5160	43.7362%	Fecal		CFU/100 mL	200	-	16,170.6
5439000	1/2/1994	40	40	0.0826	3.30	5160	43.7362%	Fecal		CFU/100 mL	200	-	16,170.6
5439000	2/3/1995	40	40	0.0826	3.30	5160	43.7362%	Fecal		CFU/100 mL	200	-	16,170.6
5439000	2/9/1995	40	40	0.0826	3.30	5160	43.7362%	Fecal		CFU/100 mL	200	-	16,170.6
5439000	2/26/1995	40	40	0.0826	3.30	5160	43.7362%	Fecal		CFU/100 mL	200	-	16,170.6
5439000	3/1/1995	40	40	0.0826	3.30	5160	43.7362%	Fecal		CFU/100 mL	200	-	16,170.6
5439000	4/15/1996	40	40	0.0826	3.30	5160	43.7362%	Fecal		CFU/100 mL	200	-	16,170.6
5439000	4/25/1997	40	40	0.0826	3.30	5160	43.7362%	Fecal		CFU/100 mL	200	-	16,170.6
5439000	6/16/1997	40	40	0.0826	3.30	5160	43.7362%	Fecal		CFU/100 mL	200	-	16,170.6
5439000	6/7/1998	40	40	0.0826	3.30	5160	43.7362%	Fecal		CFU/100 mL	200	-	16,170.6
5439000	12/19/1998	40	40	0.0826	3.30	5160	43.7362%	Fecal		CFU/100 mL	200	-	16,170.6
5439000	4/6/1999	40	40	0.0826	3.30	5160	43.7362%	Fecal		CFU/100 mL	200	-	16,170.6
5439000	7/2/1999	40	40	0.0826	3.30	5160	43.7362%	Fecal		CFU/100 mL	200	-	16,170.6

Gage ID	Date	Discharge (CFS)	Gage Discharge (less Surrogate NPDES) (CFS)	Watershed Area Ratio	Calculated flow (CFS)	Rank	Flow Exceedance %	Parameter	Results	Units (mg or micro_gram	Limit/Standard	Actual Load (million colonies/day)	Allowable Load (million colonies/day)
5439000	5/3/2000	40	40	0.0826	3.30	5160	43.7362%	Fecal		CFU/100 mL	200	-	16,170.6
5439000	5/28/2001	40	40	0.0826	3.30	5160	43.7362%	Fecal		CFU/100 mL	200	-	16,170.6
5439000	6/23/2007	40	40	0.0826	3.30	5160	43.7362%	Fecal		CFU/100 mL	200	-	16,170.6
5439000	12/31/2007	40	40	0.0826	3.30	5160	43.7362%	Fecal		CFU/100 mL	200	-	16,170.6
5439000	1/3/2008	40	40	0.0826	3.30	5160	43.7362%	Fecal		CFU/100 mL	200	-	16,170.6
5439000	1/22/2008	40	40	0.0826	3.30	5160	43.7362%	Fecal		CFU/100 mL	200	-	16,170.6
5439000	1/14/2012	40	40	0.0826	3.30	5160	43.7362%	Fecal		CFU/100 mL	200	-	16,170.6
5439000	2/15/2017	40	40	0.0826	3.30	5160	43.7362%	Fecal		CFU/100 mL	200	-	16,170.6
5439000	6/29/2017	40	40	0.0826	3.30	5160	43.7362%	Fecal		CFU/100 mL	200	-	16,170.6
5439000	4/24/2021	40	40	0.0826	3.30	5160	43.7362%	Fecal		CFU/100 mL	200	-	16,170.6
5439000	6/3/2021	40	40	0.0826	3.30	5160	43.7362%	Fecal		CFU/100 mL	200	-	16,170.6
5439000	4/12/1994	39.9	39.9	0.0826	3.30	5187	43.9651%	Fecal		CFU/100 mL	200	-	16,130.2
5439000	6/17/2006	39.9	39.9	0.0826	3.30	5187	43.9651%	Fecal		CFU/100 mL	200	-	16,130.2
5439000	5/23/2012	39.9	39.9	0.0826	3.30	5187	43.9651%	Fecal		CFU/100 mL	200	-	16,130.2
5439000	9/21/2016	39.9	39.9	0.0826	3.30	5187	43.9651%	Fecal		CFU/100 mL	200	-	16,130.2
5439000	4/16/2018	39.9	39.9	0.0826	3.30	5187	43.9651%	Fecal		CFU/100 mL	200	-	16,130.2
5439000	4/12/2005	39.8	39.8	0.0826	3.29	5192	44.0075%	Fecal		CFU/100 mL	200	-	16,089.8
5439000	5/2/2010	39.8	39.8	0.0826	3.29	5192	44.0075%	Fecal		CFU/100 mL	200	-	16,089.8
5439000	7/11/2018	39.8	39.8	0.0826	3.29	5192	44.0075%	Fecal		CFU/100 mL	200	-	16,089.8
5439000	11/26/2001	39.7	39.7	0.0826	3.28	5195	44.0329%	Fecal		CFU/100 mL	200	-	16,049.3
5439000	10/18/2008	39.7	39.7	0.0826	3.28	5195	44.0329%	Fecal		CFU/100 mL	200	-	16,049.3
5439000	5/20/2013	39.7	39.7	0.0826	3.28	5195	44.0329%	Fecal		CFU/100 mL	200	-	16,049.3
5439000	8/22/2014	39.7	39.7	0.0826	3.28	5195	44.0329%	Fecal		CFU/100 mL	200	-	16,049.3
5439000	2/27/2017	39.7	39.7	0.0826	3.28	5195	44.0329%	Fecal		CFU/100 mL	200	-	16,049.3
5439000	4/3/2006	39.6	39.6	0.0826	3.27	5200	44.0753%	Fecal		CFU/100 mL	200	-	16,008.9
5439000	7/30/2007	39.6	39.6	0.0826	3.27	5200	44.0753%	Fecal		CFU/100 mL	200	-	16,008.9
5439000	5/24/2008	39.6	39.6	0.0826	3.27	5200	44.0753%	Fecal		CFU/100 mL	200	-	16,008.9
5439000	12/22/2018	39.6	39.6	0.0826	3.27	5200	44.0753%	Fecal		CFU/100 mL	200	-	16,008.9
5439000	6/21/2020	39.6	39.6	0.0826	3.27	5200	44.0753%	Fecal		CFU/100 mL	200	-	16,008.9
5439000	5/3/2004	39.5	39.5	0.0826	3.26	5205	44.1176%	Fecal		CFU/100 mL	200	-	15,968.5
5439000	6/29/2004	39.5	39.5	0.0826	3.26	5205	44.1176%	Fecal		CFU/100 mL	200	-	15,968.5
5439000	4/29/2012	39.5	39.5	0.0826	3.26	5205	44.1176%	Fecal		CFU/100 mL	200	-	15,968.5
5439000	7/10/2016	39.5	39.5	0.0826	3.26	5205	44.1176%	Fecal		CFU/100 mL	200	-	15,968.5
5439000	6/22/2020	39.5	39.5	0.0826	3.26	5205	44.1176%	Fecal		CFU/100 mL	200	-	15,968.5
5439000	3/20/2004	39.3	39.3	0.0826	3.25	5210	44.1600%	Fecal		CFU/100 mL	200	-	15,887.6
5439000	6/25/2017	39.3	39.3	0.0826	3.25	5210	44.1600%	Fecal		CFU/100 mL	200	-	15,887.6
5439000	10/14/2018	39.3	39.3	0.0826	3.25	5210	44.1600%	Fecal		CFU/100 mL	200	-	15,887.6
5439000	2/11/2008	39.2	39.2	0.0826	3.24	5213	44.1855%	Fecal		CFU/100 mL	200	-	15,847.2
5439000	7/6/2010	39.2	39.2	0.0826	3.24	5213	44.1855%	Fecal		CFU/100 mL	200	-	15,847.2
5439000	4/11/2014	39.2	39.2	0.0826	3.24	5213	44.1855%	Fecal		CFU/100 mL	200	-	15,847.2
5439000	7/22/2014	39.2	39.2	0.0826	3.24	5213	44.1855%	Fecal		CFU/100 mL	200	-	15,847.2
5439000	7/16/2019	39.2	39.2	0.0826	3.24	5213	44.1855%	Fecal		CFU/100 mL	200	-	15,847.2
5439000	6/16/1994	39.1	39.1	0.0826	3.23	5218	44.2278%	Fecal		CFU/100 mL	200	-	15,806.8
5439000	6/18/2006	39.1	39.1	0.0826	3.23	5218	44.2278%	Fecal		CFU/100 mL	200	-	15,806.8
5439000	10/23/2008	39.1	39.1	0.0826	3.23	5218	44.2278%	Fecal		CFU/100 mL	200	-	15,806.8
5439000	5/18/2013	39.1	39.1	0.0826	3.23	5218	44.2278%	Fecal		CFU/100 mL	200	-	15,806.8
5439000	1/27/2016	39.1	39.1	0.0826	3.23	5218	44.2278%	Fecal		CFU/100 mL	200	-	15,806.8
5439000	10/13/2017	39.1	39.1	0.0826	3.23	5218	44.2278%	Fecal		CFU/100 mL	200	-	15,806.8
5439000	5/1/1990	39	39	0.0826	3.22	5224	44.2787%	Fecal		CFU/100 mL	200	-	15,766.3
5439000	6/11/1990	39	39	0.0826	3.22	5224	44.2787%	Fecal		CFU/100 mL	200	-	15,766.3
5439000	6/13/1990	39	39	0.0826	3.22	5224	44.2787%	Fecal		CFU/100 mL	200	-	15,766.3
5439000	8/27/1990	39	39	0.0826	3.22	5224	44.2787%	Fecal		CFU/100 mL	200	-	15,766.3
5439000	11/16/1990	39	39	0.0826	3.22	5224	44.2787%	Fecal		CFU/100 mL	200	-	15,766.3
5439000	3/9/1991	39	39	0.0826	3.22	5224	44.2787%	Fecal		CFU/100 mL	200	-	15,766.3
5439000	6/18/1991	39	39	0.0826	3.22	5224	44.2787%	Fecal		CFU/100 mL	200	-	15,766.3
5439000	12/26/1991	39	39	0.0826	3.22	5224	44.2787%	Fecal		CFU/100 mL	200	-	15,766.3
5439000	1/8/1992	39	39	0.0826	3.22	5224	44.2787%	Fecal		CFU/100 mL	200	-	15,766.3
5439000	2/9/1992	39	39	0.0826	3.22	5224	44.2787%	Fecal		CFU/100 mL	200	-	15,766.3
5439000	4/5/1992	39	39	0.0826	3.22	5224	44.2787%	Fecal		CFU/100 mL	200	-	15,766.3
5439000	4/10/1992	39	39	0.0826	3.22	5224	44.2787%	Fecal		CFU/100 mL	200	-	15,766.3
5439000	5/7/1992	39	39	0.0826	3.22	5224	44.2787%	Fecal		CFU/100 mL	200	-	15,766.3
5439000	7/31/1992	39	39	0.0826	3.22	5224	44.2787%	Fecal		CFU/100 mL	200	-	15,766.3
5439000	2/19/1993	39	39	0.0826	3.22	5224	44.2787%	Fecal		CFU/100 mL	200	-	15,766.3
5439000	8/4/1993	39	39	0.0826	3.22	5224	44.2787%	Fecal		CFU/100 mL	200	-	15,766.3
5439000	11/4/1995	39	39	0.0826	3.22	5224	44.2787%	Fecal		CFU/100 mL	200	-	15,766.3
5439000	2/13/1996	39	39	0.0826	3.22	5224	44.2787%	Fecal		CFU/100 mL	200	-	15,766.3
5439000	8/25/1996	39	39	0.0826	3.22	5224	44.2787%	Fecal		CFU/100 mL	200	-	15,766.3
5439000	4/10/1997	39	39	0.0826	3.22	5224	44.2787%	Fecal		CFU/100 mL	200	-	15,766.3
5439000	1/3/1998	39	39	0.0826	3.22	5224	44.2787%	Fecal		CFU/100 mL	200	-	15,766.3
5439000	7/13/1998	39	39	0.0826	3.22	5224	44.2787%	Fecal		CFU/100 mL	200	-	15,766.3
5439000	4/8/1999	39	39	0.0826	3.22	5224	44.2787%	Fecal		CFU/100 mL	200	-	15,766.3
5439000	5/21/2000	39	39	0.0826	3.22	5224	44.2787%	Fecal		CFU/100 mL	200	-	15,766.3
5439000	7/18/2000	39	39	0.0826	3.22	5224	44.2787%	Fecal		CFU/100 mL	200	-	15,766.3
5439000	11/14/2000	39	39	0.0826	3.22	5224	44.2787%	Fecal		CFU/100 mL	200	-	15,766.3
5439000	2/6/2001	39	39	0.0826	3.22	5224	44.2787%	Fecal		CFU/100 mL	200	-	15,766.3
5439000	5/31/2001	39	39	0.0826	3.22	5224	44.2787%	Fecal		CFU/100 mL	200	-	15,766.3
5439000	6/23/2001	39	39	0.0826	3.22	5224	44.2787%	Fecal		CFU/100 mL	200	-	15,766.3
5439000	7/6/2009	39	39	0.0826	3.22	5224	44.2787%	Fecal		CFU/100 mL	200	-	15,766.3
5439000	2/17/2012	39	39	0.0826	3.22	5224	44.2787%	Fecal		CFU/100 mL	200	-	15,766.3
5439000	2/13/2017	39	39	0.0826	3.22	5224	44.2787%	Fecal		CFU/100 mL	200	-	15,766.3
5439000	6/20/2020	39	39	0.0826	3.22	5224	44.2787%	Fecal		CFU/100 mL	200	-	15,766.3
5439000	4/7/2011	38.9	38.9	0.0826	3.21	5257	44.5584%	Fecal		CFU/100 mL	200	-	15,725.9
5439000	3/29/2012	38.9	38.9	0.0826	3.21	5257	44.5584%	Fecal		CFU/100 mL	200	-	15,725.9
5439000	3/31/2012	38.9	38.9	0.0826	3.21	5257	44.5584%	Fecal		CFU/100 mL	200	-	15,725.9
5439000	3/24/2017	38.9	38.9	0.0826	3.21	5257	44.5584%	Fecal		CFU/100 mL	200	-	15,725.9
5439000	6/23/2020	38.9	38.9	0.0826	3.21	5257	44.5584%	Fecal		CFU/100 mL	200	-	15,725.9
5439000	3/15/2022	22	22	0.1459	3.21	5262	44.6008%	Fecal		CFU/100 mL	200	-	15,711.4
5439000	11/13/1993	38.8	38.8	0.0826	3.21	5263	44.6093%	Fecal		CFU/100 mL	200	-	15,685.5
5439000	3/25/2005	38.8	38.8	0.0826	3.21	5263	44.6093%	Fecal		CFU/100 mL	200	-	15,685.5
5439000	4/22/2006	38.8	38.8	0.0826	3.21	5263	44.6093%	Fecal		CFU/100 mL	200	-	15,685.5
5439000	5/23/2021	38.8	38.8	0.0826	3.21	5263	44.6093%	Fecal		CFU/100 mL	200	-	15,685.5
5439000	3/14/2005	38.7	38.7	0.0826	3.20	5267	44.6432%	Fecal		CFU/100 mL	200	-	15,645.1
5439000	12/2/2011	38.7	38.7	0.0826	3.20	5267	44.6432%	Fecal		CFU/100 mL	200	-	15,645.1
5439000	5/14/2007	38.6	38.6	0.0826	3.19	5269	44.6601%	Fecal		CFU/100 mL	200	-	15,604.6
5439000	11/25/2008	38.6	38.6	0.0826	3.19	5269	44.6601%	Fecal		CFU/100 mL	200	-	15,604.6
5439000	11/12/2017	38.6	38.6	0.0826	3.19	5269	44.6601%	Fecal		CFU/100 mL	200	-	15,604.6
5439000	12/22/2007	38.5	38.5	0.0826	3.18	5272	44.6855%	Fecal		CFU/100 mL	200	-	15,564.2
5439000	2/24/2008	38.5	38.5	0.0826	3.18	5272	44.6855%	Fecal		CFU/100 mL	200	-	15,564.2
5439000	6/3/2010	38.5	38.5	0.0826	3.18	5272	44.6855%	Fecal		CFU/100 mL	200	-	15,564.2
5439000	11/22/2011	38.5	38.5	0.0826	3.18	5272	44.6855%	Fecal		CFU/100 mL	200	-	15,564.2
5439000	11/23/2011	38.5	38.5	0.0826	3.18	5272	44.6855%	Fecal		CFU/100 mL	200	-	15,564.2
5439000	4/28/2012	38.5	38.5	0.0826	3.18	5272	44.6855%	Fecal		CFU/100 mL	200	-	15,564.2
5439000	8/26/2019	38.5	38.5	0.0826	3.18	5272	44.6855%	Fecal		CFU/100 mL	200	-	15,564.2
5439000	4/2/2005	38.4	38.4	0.0826	3.17	5279	44.7449%	Fecal		CFU/100 mL	200	-	15,523.8
5439000	6/27/2007	38.4	38.4	0.0826	3.17	5279	44.7449%	Fecal		CFU/100 mL	200	-	15,523.8
5439000	5/19/2013	38.4	38.4	0.0826	3.17	5279	44.7449%	Fecal		CFU/100 mL	200	-	15,523.8
5439000	12/14/2020	38.4	38.4	0.0826	3.17	5279	44.7449%	Fecal		CFU/100 mL	200	-	15,523.8
5439000	5/22/2021	38.4	38.4	0.0826	3.17	5279	44.7449%	Fecal		CFU/100 mL	200	-	15,523.8
5439000	3/13/2022	21.7	21.7	0.1459	3.17	5284	44.7873%	Fecal		CFU/100 mL	200	-	15,497.2
5439000	11/18/2003	38.3	38.3	0.0826	3.16	5285	44.7957%	Fecal		CFU/100 mL	200	-	15,483.4
5439000	2/29/2004	38.3	38.3	0.0826	3.16	5285	44.7957%	Fecal		CFU/100 mL	200	-	15,483.4
5439000	1/17/2009	38.3	38.3	0.0826	3.16	5285	44.7957%	Fecal		CFU/100 mL	200	-	15,483.4
5439000	7/10/2020	38.3	38.3	0.0826	3.16	5285	44.7957%	Fecal		CFU/100 mL	200	-	15,483.4
5439000	12/10/1993	38.2	38.2	0.0826	3.16	5289	44.8296%	Fecal		CFU/100 mL	200	-	15,442.9
5439000	2/15/2002	38.2	38.2	0.0826	3.16	5289	44.8296%	Fecal		CFU/100 mL	200	-	15,442.9

Gage ID	Date	Discharge (CFS)	Gage Discharge (less Surrogate NPDES) (CFS)	Watershed Area Ratio	Calculated flow (CFS)	Rank	Flow Exceedance %	Parameter	Results	Units (mg or micro_gram	Limit/Standard	Actual Load (million colonies/day)	Allowable Load (million colonies/day)
5439000	4/6/2006	38.2	38.2	0.0826	3.16	5289	44.8296%	Fecal		CFU/100 mL	200	-	15,442.9
5439000	7/26/2015	38.2	38.2	0.0826	3.16	5289	44.8296%	Fecal		CFU/100 mL	200	-	15,442.9
5439000	4/4/2018	38.2	38.2	0.0826	3.16	5289	44.8296%	Fecal		CFU/100 mL	200	-	15,442.9
5439000	7/20/2020	38.2	38.2	0.0826	3.16	5289	44.8296%	Fecal		CFU/100 mL	200	-	15,442.9
5439000	4/4/1994	38.1	38.1	0.0826	3.15	5295	44.8805%	Fecal		CFU/100 mL	200	-	15,402.5
5439000	1/16/2010	38.1	38.1	0.0826	3.15	5295	44.8805%	Fecal		CFU/100 mL	200	-	15,402.5
5439000	2/25/2016	38.1	38.1	0.0826	3.15	5295	44.8805%	Fecal		CFU/100 mL	200	-	15,402.5
5439000	6/20/2021	38.1	38.1	0.0826	3.15	5295	44.8805%	Fecal		CFU/100 mL	200	-	15,402.5
5439000	7/11/1990	38	38	0.0826	3.14	5299	44.9144%	Fecal		CFU/100 mL	200	-	15,362.1
5439000	11/1/1991	38	38	0.0826	3.14	5299	44.9144%	Fecal		CFU/100 mL	200	-	15,362.1
5439000	12/29/1991	38	38	0.0826	3.14	5299	44.9144%	Fecal		CFU/100 mL	200	-	15,362.1
5439000	4/6/1992	38	38	0.0826	3.14	5299	44.9144%	Fecal		CFU/100 mL	200	-	15,362.1
5439000	4/14/1992	38	38	0.0826	3.14	5299	44.9144%	Fecal		CFU/100 mL	200	-	15,362.1
5439000	9/22/1992	38	38	0.0826	3.14	5299	44.9144%	Fecal		CFU/100 mL	200	-	15,362.1
5439000	7/14/1993	38	38	0.0826	3.14	5299	44.9144%	Fecal		CFU/100 mL	200	-	15,362.1
5439000	9/5/1993	38	38	0.0826	3.14	5299	44.9144%	Fecal		CFU/100 mL	200	-	15,362.1
5439000	10/30/1993	38	38	0.0826	3.14	5299	44.9144%	Fecal		CFU/100 mL	200	-	15,362.1
5439000	12/14/1993	38	38	0.0826	3.14	5299	44.9144%	Fecal		CFU/100 mL	200	-	15,362.1
5439000	2/4/1995	38	38	0.0826	3.14	5299	44.9144%	Fecal		CFU/100 mL	200	-	15,362.1
5439000	3/10/1995	38	38	0.0826	3.14	5299	44.9144%	Fecal		CFU/100 mL	200	-	15,362.1
5439000	4/7/1995	38	38	0.0826	3.14	5299	44.9144%	Fecal		CFU/100 mL	200	-	15,362.1
5439000	4/9/1997	38	38	0.0826	3.14	5299	44.9144%	Fecal		CFU/100 mL	200	-	15,362.1
5439000	4/26/1997	38	38	0.0826	3.14	5299	44.9144%	Fecal		CFU/100 mL	200	-	15,362.1
5439000	4/27/1997	38	38	0.0826	3.14	5299	44.9144%	Fecal		CFU/100 mL	200	-	15,362.1
5439000	4/28/1997	38	38	0.0826	3.14	5299	44.9144%	Fecal		CFU/100 mL	200	-	15,362.1
5439000	6/4/1997	38	38	0.0826	3.14	5299	44.9144%	Fecal		CFU/100 mL	200	-	15,362.1
5439000	6/8/1998	38	38	0.0826	3.14	5299	44.9144%	Fecal		CFU/100 mL	200	-	15,362.1
5439000	10/31/1998	38	38	0.0826	3.14	5299	44.9144%	Fecal		CFU/100 mL	200	-	15,362.1
5439000	5/4/2000	38	38	0.0826	3.14	5299	44.9144%	Fecal		CFU/100 mL	200	-	15,362.1
5439000	5/3/2001	38	38	0.0826	3.14	5299	44.9144%	Fecal		CFU/100 mL	200	-	15,362.1
5439000	6/20/2001	38	38	0.0826	3.14	5299	44.9144%	Fecal		CFU/100 mL	200	-	15,362.1
5439000	12/14/2001	38	38	0.0826	3.14	5299	44.9144%	Fecal		CFU/100 mL	200	-	15,362.1
5439000	3/15/2004	38	38	0.0826	3.14	5299	44.9144%	Fecal		CFU/100 mL	200	-	15,362.1
5439000	1/12/2005	38	38	0.0826	3.14	5299	44.9144%	Fecal		CFU/100 mL	200	-	15,362.1
5439000	5/21/2005	38	38	0.0826	3.14	5299	44.9144%	Fecal		CFU/100 mL	200	-	15,362.1
5439000	6/24/2007	38	38	0.0826	3.14	5299	44.9144%	Fecal		CFU/100 mL	200	-	15,362.1
5439000	1/2/2008	38	38	0.0826	3.14	5299	44.9144%	Fecal		CFU/100 mL	200	-	15,362.1
5439000	7/10/2009	38	38	0.0826	3.14	5299	44.9144%	Fecal		CFU/100 mL	200	-	15,362.1
5439000	7/29/2011	38	38	0.0826	3.14	5299	44.9144%	Fecal		CFU/100 mL	200	-	15,362.1
5439000	1/15/2017	38	38	0.0826	3.14	5299	44.9144%	Fecal		CFU/100 mL	200	-	15,362.1
5439000	6/28/2017	38	38	0.0826	3.14	5299	44.9144%	Fecal		CFU/100 mL	200	-	15,362.1
5439000	10/13/2001	37.9	37.9	0.0826	3.13	5332	45.1941%	Fecal		CFU/100 mL	200	-	15,321.7
5439000	2/17/2002	37.9	37.9	0.0826	3.13	5332	45.1941%	Fecal		CFU/100 mL	200	-	15,321.7
5439000	1/29/2006	37.9	37.9	0.0826	3.13	5332	45.1941%	Fecal		CFU/100 mL	200	-	15,321.7
5439000	6/5/2010	37.9	37.9	0.0826	3.13	5332	45.1941%	Fecal		CFU/100 mL	200	-	15,321.7
5439000	4/2/2012	37.9	37.9	0.0826	3.13	5332	45.1941%	Fecal		CFU/100 mL	200	-	15,321.7
5439000	11/10/2017	37.9	37.9	0.0826	3.13	5332	45.1941%	Fecal		CFU/100 mL	200	-	15,321.7
5439000	2/12/2002	37.8	37.8	0.0826	3.12	5338	45.2450%	Fecal		CFU/100 mL	200	-	15,281.2
5439000	5/5/2004	37.8	37.8	0.0826	3.12	5338	45.2450%	Fecal		CFU/100 mL	200	-	15,281.2
5439000	5/9/2006	37.8	37.8	0.0826	3.12	5338	45.2450%	Fecal		CFU/100 mL	200	-	15,281.2
5439000	6/1/2006	37.8	37.8	0.0826	3.12	5338	45.2450%	Fecal		CFU/100 mL	200	-	15,281.2
5439000	7/3/2006	37.8	37.8	0.0826	3.12	5338	45.2450%	Fecal		CFU/100 mL	200	-	15,281.2
5439000	8/7/2014	37.8	37.8	0.0826	3.12	5338	45.2450%	Fecal		CFU/100 mL	200	-	15,281.2
5439000	7/26/2016	37.8	37.8	0.0826	3.12	5338	45.2450%	Fecal		CFU/100 mL	200	-	15,281.2
5439000	10/30/2016	37.7	37.7	0.0826	3.11	5345	45.3043%	Fecal		CFU/100 mL	200	-	15,240.8
5439000	12/9/1993	37.6	37.6	0.0826	3.11	5346	45.3128%	Fecal		CFU/100 mL	200	-	15,200.4
5439000	11/20/2009	37.6	37.6	0.0826	3.11	5346	45.3128%	Fecal		CFU/100 mL	200	-	15,200.4
5439000	12/19/2009	37.6	37.6	0.0826	3.11	5346	45.3128%	Fecal		CFU/100 mL	200	-	15,200.4
5439000	7/3/2011	37.6	37.6	0.0826	3.11	5346	45.3128%	Fecal		CFU/100 mL	200	-	15,200.4
5439000	6/3/2012	37.5	37.5	0.0826	3.10	5350	45.3467%	Fecal		CFU/100 mL	200	-	15,159.9
5439000	12/10/2016	37.5	37.5	0.0826	3.10	5350	45.3467%	Fecal		CFU/100 mL	200	-	15,159.9
5439000	10/14/2001	37.4	37.4	0.0826	3.09	5352	45.3636%	Fecal		CFU/100 mL	200	-	15,119.5
5439000	1/21/2007	37.4	37.4	0.0826	3.09	5352	45.3636%	Fecal		CFU/100 mL	200	-	15,119.5
5439000	9/16/2007	37.4	37.4	0.0826	3.09	5352	45.3636%	Fecal		CFU/100 mL	200	-	15,119.5
5439000	2/21/2013	37.4	37.4	0.0826	3.09	5352	45.3636%	Fecal		CFU/100 mL	200	-	15,119.5
5439000	11/27/2001	37.3	37.3	0.0826	3.08	5356	45.3975%	Fecal		CFU/100 mL	200	-	15,079.1
5439000	11/10/2008	37.3	37.3	0.0826	3.08	5356	45.3975%	Fecal		CFU/100 mL	200	-	15,079.1
5439000	2/18/2012	37.3	37.3	0.0826	3.08	5356	45.3975%	Fecal		CFU/100 mL	200	-	15,079.1
5439000	5/6/2012	37.3	37.3	0.0826	3.08	5356	45.3975%	Fecal		CFU/100 mL	200	-	15,079.1
5439000	12/11/2016	37.3	37.3	0.0826	3.08	5356	45.3975%	Fecal		CFU/100 mL	200	-	15,079.1
5439000	11/11/2017	37.3	37.3	0.0826	3.08	5356	45.3975%	Fecal		CFU/100 mL	200	-	15,079.1
5439000	9/12/2020	37.3	37.3	0.0826	3.08	5356	45.3975%	Fecal		CFU/100 mL	200	-	15,079.1
5439000	7/10/2008	37.2	37.2	0.0826	3.07	5363	45.4569%	Fecal		CFU/100 mL	200	-	15,038.7
5439000	4/6/2015	37.2	37.2	0.0826	3.07	5363	45.4569%	Fecal		CFU/100 mL	200	-	15,038.7
5439000	1/14/2017	37.2	37.2	0.0826	3.07	5363	45.4569%	Fecal		CFU/100 mL	200	-	15,038.7
5439000	4/13/1994	37.1	37.1	0.0826	3.06	5366	45.4823%	Fecal		CFU/100 mL	200	-	14,998.2
5439000	3/16/2004	37.1	37.1	0.0826	3.06	5366	45.4823%	Fecal		CFU/100 mL	200	-	14,998.2
5439000	7/1/2006	37.1	37.1	0.0826	3.06	5366	45.4823%	Fecal		CFU/100 mL	200	-	14,998.2
5439000	6/10/2007	37.1	37.1	0.0826	3.06	5366	45.4823%	Fecal		CFU/100 mL	200	-	14,998.2
5439000	8/11/2010	37.1	37.1	0.0826	3.06	5366	45.4823%	Fecal		CFU/100 mL	200	-	14,998.2
5439000	6/16/2021	37.1	37.1	0.0826	3.06	5366	45.4823%	Fecal		CFU/100 mL	200	-	14,998.2
5439000	5/2/1990	37	37	0.0826	3.06	5372	45.5331%	Fecal		CFU/100 mL	200	-	14,957.8
5439000	5/3/1990	37	37	0.0826	3.06	5372	45.5331%	Fecal		CFU/100 mL	200	-	14,957.8
5439000	8/17/1990	37	37	0.0826	3.06	5372	45.5331%	Fecal		CFU/100 mL	200	-	14,957.8
5439000	10/19/1990	37	37	0.0826	3.06	5372	45.5331%	Fecal		CFU/100 mL	200	-	14,957.8
5439000	1/3/1991	37	37	0.0826	3.06	5372	45.5331%	Fecal		CFU/100 mL	200	-	14,957.8
5439000	1/5/1991	37	37	0.0826	3.06	5372	45.5331%	Fecal		CFU/100 mL	200	-	14,957.8
5439000	2/16/1992	37	37	0.0826	3.06	5372	45.5331%	Fecal		CFU/100 mL	200	-	14,957.8
5439000	4/13/1992	37	37	0.0826	3.06	5372	45.5331%	Fecal		CFU/100 mL	200	-	14,957.8
5439000	2/14/1993	37	37	0.0826	3.06	5372	45.5331%	Fecal		CFU/100 mL	200	-	14,957.8
5439000	5/29/1993	37	37	0.0826	3.06	5372	45.5331%	Fecal		CFU/100 mL	200	-	14,957.8
5439000	6/20/1994	37	37	0.0826	3.06	5372	45.5331%	Fecal		CFU/100 mL	200	-	14,957.8
5439000	2/10/1995	37	37	0.0826	3.06	5372	45.5331%	Fecal		CFU/100 mL	200	-	14,957.8
5439000	2/25/1995	37	37	0.0826	3.06	5372	45.5331%	Fecal		CFU/100 mL	200	-	14,957.8
5439000	4/8/1995	37	37	0.0826	3.06	5372	45.5331%	Fecal		CFU/100 mL	200	-	14,957.8
5439000	7/8/1995	37	37	0.0826	3.06	5372	45.5331%	Fecal		CFU/100 mL	200	-	14,957.8
5439000	11/28/1995	37	37	0.0826	3.06	5372	45.5331%	Fecal		CFU/100 mL	200	-	14,957.8
5439000	1/19/1996	37	37	0.0826	3.06	5372	45.5331%	Fecal		CFU/100 mL	200	-	14,957.8
5439000	7/8/1996	37	37	0.0826	3.06	5372	45.5331%	Fecal		CFU/100 mL	200	-	14,957.8
5439000	8/26/1996	37	37	0.0826	3.06	5372	45.5331%	Fecal		CFU/100 mL	200	-	14,957.8
5439000	6/28/1997	37	37	0.0826	3.06	5372	45.5331%	Fecal		CFU/100 mL	200	-	14,957.8
5439000	11/21/1998	37	37	0.0826	3.06	5372	45.5331%	Fecal		CFU/100 mL	200	-	14,957.8
5439000	11/22/1998	37	37	0.0826	3.06	5372	45.5331%	Fecal		CFU/100 mL	200	-	14,957.8
5439000	7/3/1999	37	37	0.0826	3.06	5372	45.5331%	Fecal		CFU/100 mL	200	-	14,957.8
5439000	5/23/2000	37	37	0.0826	3.06	5372	45.5331%	Fecal		CFU/100 mL	200	-	14,957.8
5439000	5/8/2001	37	37	0.0826	3.06	5372	45.5331%	Fecal		CFU/100 mL	200	-	14,957.8
5439000	12/13/2001	37	37	0.0826	3.06	5372	45.5331%	Fecal		CFU/100 mL	200	-	14,957.8
5439000	7/12/2009	37	37	0.0826	3.06	5372	45.5331%	Fecal		CFU/100 mL	200	-	14,957.8
5439000	2/21/2012	37	37	0.0826	3.06	5372	45.5331%	Fecal		CFU/100 mL	200	-	14,957.8
5439000	9/19/2015	37	37	0.0826	3.06	5372	45.5331%	Fecal		CFU/100 mL	200	-	14,957.8
5439000	7/13/2019	37	37	0.0826	3.06	5372	45.5331%	Fecal		CFU/100 mL	200	-	14,957.8
5439000	2/14/2002	36.9	36.9	0.0826	3.05	5402	45.7874%	Fecal		CFU/100 mL	200	-	14,917.4
5439000	5/15/2007	36.9	36.9	0.0826	3.05	5402	45.7874%	Fecal		CFU/100 mL	200	-	14,917.4
5439000	6/23/2008	36.9	36.9	0.0826	3.05	5402	45.7874%	Fecal		CFU/100 mL	200	-	14,917.4
5439000	11/21/2011	36.9	36.9	0.0826	3.05	5402	45.7874%	Fecal		CFU/100 mL	200	-	14,917.4

Gage ID	Date	Discharge (CFS)	Gage Discharge (less Surrogate NPDES) (CFS)	Watershed Area Ratio	Calculated flow (CFS)	Rank	Flow Exceedance %	Parameter	Results	Units (mg or micro_gram	Limit/Standard	Actual Load (million colonies/day)	Allowable Load (million colonies/day)
5439000	9/12/2014	36.9	36.9	0.0826	3.05	5402	45.7874%	Fecal		CFU/100 mL	200	-	14,917.4
5439000	12/6/2017	36.9	36.9	0.0826	3.05	5402	45.7874%	Fecal		CFU/100 mL	200	-	14,917.4
5439000	7/15/2013	36.8	36.8	0.0826	3.04	5408	45.8383%	Fecal		CFU/100 mL	200	-	14,877.0
5439000	10/2/2018	36.8	36.8	0.0826	3.04	5408	45.8383%	Fecal		CFU/100 mL	200	-	14,877.0
5439000	10/31/1993	36.7	36.7	0.0826	3.03	5410	45.8552%	Fecal		CFU/100 mL	200	-	14,836.5
5439000	4/5/1994	36.7	36.7	0.0826	3.03	5410	45.8552%	Fecal		CFU/100 mL	200	-	14,836.5
5439000	2/11/2002	36.7	36.7	0.0826	3.03	5410	45.8552%	Fecal		CFU/100 mL	200	-	14,836.5
5439000	3/17/2004	36.7	36.7	0.0826	3.03	5410	45.8552%	Fecal		CFU/100 mL	200	-	14,836.5
5439000	2/7/2010	36.7	36.7	0.0826	3.03	5410	45.8552%	Fecal		CFU/100 mL	200	-	14,836.5
5439000	12/14/2003	36.6	36.6	0.0826	3.02	5415	45.8976%	Fecal		CFU/100 mL	200	-	14,796.1
5439000	4/3/2005	36.6	36.6	0.0826	3.02	5415	45.8976%	Fecal		CFU/100 mL	200	-	14,796.1
5439000	5/24/2021	36.6	36.6	0.0826	3.02	5415	45.8976%	Fecal		CFU/100 mL	200	-	14,796.1
5439000	4/1/2005	36.5	36.5	0.0826	3.02	5418	45.9230%	Fecal		CFU/100 mL	200	-	14,755.7
5439000	4/16/2006	36.5	36.5	0.0826	3.02	5418	45.9230%	Fecal		CFU/100 mL	200	-	14,755.7
5439000	4/1/2018	36.5	36.5	0.0826	3.02	5418	45.9230%	Fecal		CFU/100 mL	200	-	14,755.7
5439000	10/15/2018	36.5	36.5	0.0826	3.02	5418	45.9230%	Fecal		CFU/100 mL	200	-	14,755.7
5439000	6/30/2004	36.4	36.4	0.0826	3.01	5422	45.9569%	Fecal		CFU/100 mL	200	-	14,715.3
5439000	1/22/2007	36.4	36.4	0.0826	3.01	5422	45.9569%	Fecal		CFU/100 mL	200	-	14,715.3
5439000	6/6/2010	36.4	36.4	0.0826	3.01	5422	45.9569%	Fecal		CFU/100 mL	200	-	14,715.3
5439000	5/1/2012	36.4	36.4	0.0826	3.01	5422	45.9569%	Fecal		CFU/100 mL	200	-	14,715.3
5439000	4/12/2004	36.3	36.3	0.0826	3.00	5426	45.9908%	Fecal		CFU/100 mL	200	-	14,674.8
5439000	8/20/2016	36.3	36.3	0.0826	3.00	5426	45.9908%	Fecal		CFU/100 mL	200	-	14,674.8
5439000	2/17/2017	36.3	36.3	0.0826	3.00	5426	45.9908%	Fecal		CFU/100 mL	200	-	14,674.8
5439000	5/25/2021	36.3	36.3	0.0826	3.00	5426	45.9908%	Fecal		CFU/100 mL	200	-	14,674.8
5439000	10/29/2001	36.2	36.2	0.0826	2.99	5430	46.0247%	Fecal		CFU/100 mL	200	-	14,634.4
5439000	3/18/2004	36.2	36.2	0.0826	2.99	5430	46.0247%	Fecal		CFU/100 mL	200	-	14,634.4
5439000	3/21/2018	36.2	36.2	0.0826	2.99	5430	46.0247%	Fecal		CFU/100 mL	200	-	14,634.4
5439000	9/6/2019	36.2	36.2	0.0826	2.99	5430	46.0247%	Fecal		CFU/100 mL	200	-	14,634.4
5439000	2/13/2002	36.1	36.1	0.0826	2.98	5434	46.0587%	Fecal		CFU/100 mL	200	-	14,594.0
5439000	6/5/2003	36.1	36.1	0.0826	2.98	5434	46.0587%	Fecal		CFU/100 mL	200	-	14,594.0
5439000	12/20/2012	36.1	36.1	0.0826	2.98	5434	46.0587%	Fecal		CFU/100 mL	200	-	14,594.0
5439000	2/11/2016	36.1	36.1	0.0826	2.98	5434	46.0587%	Fecal		CFU/100 mL	200	-	14,594.0
5439000	1/16/1990	36	36	0.0826	2.97	5438	46.0926%	Fecal		CFU/100 mL	200	-	14,553.5
5439000	1/30/1990	36	36	0.0826	2.97	5438	46.0926%	Fecal		CFU/100 mL	200	-	14,553.5
5439000	7/10/1990	36	36	0.0826	2.97	5438	46.0926%	Fecal		CFU/100 mL	200	-	14,553.5
5439000	7/14/1990	36	36	0.0826	2.97	5438	46.0926%	Fecal		CFU/100 mL	200	-	14,553.5
5439000	8/29/1990	36	36	0.0826	2.97	5438	46.0926%	Fecal		CFU/100 mL	200	-	14,553.5
5439000	11/21/1990	36	36	0.0826	2.97	5438	46.0926%	Fecal		CFU/100 mL	200	-	14,553.5
5439000	3/15/1991	36	36	0.0826	2.97	5438	46.0926%	Fecal		CFU/100 mL	200	-	14,553.5
5439000	12/28/1991	36	36	0.0826	2.97	5438	46.0926%	Fecal		CFU/100 mL	200	-	14,553.5
5439000	1/3/1992	36	36	0.0826	2.97	5438	46.0926%	Fecal		CFU/100 mL	200	-	14,553.5
5439000	1/6/1992	36	36	0.0826	2.97	5438	46.0926%	Fecal		CFU/100 mL	200	-	14,553.5
5439000	5/10/1992	36	36	0.0826	2.97	5438	46.0926%	Fecal		CFU/100 mL	200	-	14,553.5
5439000	6/2/1993	36	36	0.0826	2.97	5438	46.0926%	Fecal		CFU/100 mL	200	-	14,553.5
5439000	6/3/1993	36	36	0.0826	2.97	5438	46.0926%	Fecal		CFU/100 mL	200	-	14,553.5
5439000	7/15/1993	36	36	0.0826	2.97	5438	46.0926%	Fecal		CFU/100 mL	200	-	14,553.5
5439000	8/12/1993	36	36	0.0826	2.97	5438	46.0926%	Fecal		CFU/100 mL	200	-	14,553.5
5439000	2/5/1995	36	36	0.0826	2.97	5438	46.0926%	Fecal		CFU/100 mL	200	-	14,553.5
5439000	7/1/1995	36	36	0.0826	2.97	5438	46.0926%	Fecal		CFU/100 mL	200	-	14,553.5
5439000	7/9/1995	36	36	0.0826	2.97	5438	46.0926%	Fecal		CFU/100 mL	200	-	14,553.5
5439000	3/25/1996	36	36	0.0826	2.97	5438	46.0926%	Fecal		CFU/100 mL	200	-	14,553.5
5439000	4/30/1996	36	36	0.0826	2.97	5438	46.0926%	Fecal		CFU/100 mL	200	-	14,553.5
5439000	1/19/1998	36	36	0.0826	2.97	5438	46.0926%	Fecal		CFU/100 mL	200	-	14,553.5
5439000	7/1/1998	36	36	0.0826	2.97	5438	46.0926%	Fecal		CFU/100 mL	200	-	14,553.5
5439000	8/25/1998	36	36	0.0826	2.97	5438	46.0926%	Fecal		CFU/100 mL	200	-	14,553.5
5439000	11/1/1998	36	36	0.0826	2.97	5438	46.0926%	Fecal		CFU/100 mL	200	-	14,553.5
5439000	11/2/1998	36	36	0.0826	2.97	5438	46.0926%	Fecal		CFU/100 mL	200	-	14,553.5
5439000	11/23/1998	36	36	0.0826	2.97	5438	46.0926%	Fecal		CFU/100 mL	200	-	14,553.5
5439000	4/5/1999	36	36	0.0826	2.97	5438	46.0926%	Fecal		CFU/100 mL	200	-	14,553.5
5439000	4/14/1999	36	36	0.0826	2.97	5438	46.0926%	Fecal		CFU/100 mL	200	-	14,553.5
5439000	5/8/2000	36	36	0.0826	2.97	5438	46.0926%	Fecal		CFU/100 mL	200	-	14,553.5
5439000	5/5/2001	36	36	0.0826	2.97	5438	46.0926%	Fecal		CFU/100 mL	200	-	14,553.5
5439000	5/6/2001	36	36	0.0826	2.97	5438	46.0926%	Fecal		CFU/100 mL	200	-	14,553.5
5439000	5/10/2001	36	36	0.0826	2.97	5438	46.0926%	Fecal		CFU/100 mL	200	-	14,553.5
5439000	5/21/2001	36	36	0.0826	2.97	5438	46.0926%	Fecal		CFU/100 mL	200	-	14,553.5
5439000	7/5/2004	36	36	0.0826	2.97	5438	46.0926%	Fecal		CFU/100 mL	200	-	14,553.5
5439000	5/10/2006	36	36	0.0826	2.97	5438	46.0926%	Fecal		CFU/100 mL	200	-	14,553.5
5439000	1/23/2008	36	36	0.0826	2.97	5438	46.0926%	Fecal		CFU/100 mL	200	-	14,553.5
5439000	6/25/2008	36	36	0.0826	2.97	5438	46.0926%	Fecal		CFU/100 mL	200	-	14,553.5
5439000	7/7/2009	36	36	0.0826	2.97	5438	46.0926%	Fecal		CFU/100 mL	200	-	14,553.5
5439000	7/9/2009	36	36	0.0826	2.97	5438	46.0926%	Fecal		CFU/100 mL	200	-	14,553.5
5439000	2/22/2012	36	36	0.0826	2.97	5438	46.0926%	Fecal		CFU/100 mL	200	-	14,553.5
5439000	4/21/2012	36	36	0.0826	2.97	5438	46.0926%	Fecal		CFU/100 mL	200	-	14,553.5
5439000	6/6/2018	36	36	0.0826	2.97	5438	46.0926%	Fecal		CFU/100 mL	200	-	14,553.5
5439000	11/26/2018	36	36	0.0826	2.97	5438	46.0926%	Fecal		CFU/100 mL	200	-	14,553.5
5439000	7/15/2019	36	36	0.0826	2.97	5438	46.0926%	Fecal		CFU/100 mL	200	-	14,553.5
5439000	6/4/2021	36	36	0.0826	2.97	5438	46.0926%	Fecal		CFU/100 mL	200	-	14,553.5
5439000	12/12/1993	35.9	35.9	0.0826	2.97	5483	46.4740%	Fecal		CFU/100 mL	200	-	14,513.1
5439000	4/7/2006	35.9	35.9	0.0826	2.97	5483	46.4740%	Fecal		CFU/100 mL	200	-	14,513.1
5439000	12/6/2006	35.9	35.9	0.0826	2.97	5483	46.4740%	Fecal		CFU/100 mL	200	-	14,513.1
5439000	10/19/2008	35.9	35.9	0.0826	2.97	5483	46.4740%	Fecal		CFU/100 mL	200	-	14,513.1
5439000	11/21/2009	35.9	35.9	0.0826	2.97	5483	46.4740%	Fecal		CFU/100 mL	200	-	14,513.1
5439000	2/22/2004	35.8	35.8	0.0826	2.96	5488	46.5164%	Fecal		CFU/100 mL	200	-	14,472.7
5439000	9/17/2007	35.8	35.8	0.0826	2.96	5488	46.5164%	Fecal		CFU/100 mL	200	-	14,472.7
5439000	10/21/2008	35.8	35.8	0.0826	2.96	5488	46.5164%	Fecal		CFU/100 mL	200	-	14,472.7
5439000	5/3/2010	35.8	35.8	0.0826	2.96	5488	46.5164%	Fecal		CFU/100 mL	200	-	14,472.7
5439000	3/30/2018	35.8	35.8	0.0826	2.96	5488	46.5164%	Fecal		CFU/100 mL	200	-	14,472.7
5439000	11/5/1993	35.7	35.7	0.0826	2.95	5493	46.5587%	Fecal		CFU/100 mL	200	-	14,432.3
5439000	6/8/2003	35.7	35.7	0.0826	2.95	5493	46.5587%	Fecal		CFU/100 mL	200	-	14,432.3
5439000	5/11/2005	35.7	35.7	0.0826	2.95	5493	46.5587%	Fecal		CFU/100 mL	200	-	14,432.3
5439000	12/13/2007	35.7	35.7	0.0826	2.95	5493	46.5587%	Fecal		CFU/100 mL	200	-	14,432.3
5439000	8/5/2008	35.7	35.7	0.0826	2.95	5493	46.5587%	Fecal		CFU/100 mL	200	-	14,432.3
5439000	4/12/2014	35.7	35.7	0.0826	2.95	5493	46.5587%	Fecal		CFU/100 mL	200	-	14,432.3
5439000	8/6/2017	35.7	35.7	0.0826	2.95	5493	46.5587%	Fecal		CFU/100 mL	200	-	14,432.3
5439000	5/8/2008	35.6	35.6	0.0826	2.94	5500	46.6181%	Fecal		CFU/100 mL	200	-	14,391.8
5439000	1/23/2010	35.6	35.6	0.0826	2.94	5500	46.6181%	Fecal		CFU/100 mL	200	-	14,391.8
5439000	6/4/2010	35.6	35.6	0.0826	2.94	5500	46.6181%	Fecal		CFU/100 mL	200	-	14,391.8
5439000	8/17/2017	35.6	35.6	0.0826	2.94	5500	46.6181%	Fecal		CFU/100 mL	200	-	14,391.8
5439000	4/25/2021	35.6	35.6	0.0826	2.94	5500	46.6181%	Fecal		CFU/100 mL	200	-	14,391.8
5439000	7/30/2010	35.5	35.5	0.0826	2.93	5505	46.6605%	Fecal		CFU/100 mL	200	-	14,351.4
5439000	5/3/2014	35.5	35.5	0.0826	2.93	5505	46.6605%	Fecal		CFU/100 mL	200	-	14,351.4
5439000	2/20/2017	35.5	35.5	0.0826	2.93	5505	46.6605%	Fecal		CFU/100 mL	200	-	14,351.4
5439000	3/22/2017	35.5	35.5	0.0826	2.93	5505	46.6605%	Fecal		CFU/100 mL	200	-	14,351.4
5439000	6/28/2002	35.4	35.4	0.0826	2.92	5509	46.6944%	Fecal		CFU/100 mL	200	-	14,311.0
5439000	8/13/2002	35.4	35.4	0.0826	2.92	5509	46.6944%	Fecal		CFU/100 mL	200	-	14,311.0
5439000	4/4/2005	35.4	35.4	0.0826	2.92	5509	46.6944%	Fecal		CFU/100 mL	200	-	14,311.0
5439000	1/21/2009	35.4	35.4	0.0826	2.92	5509	46.6944%	Fecal		CFU/100 mL	200	-	14,311.0
5439000	1/22/2009	35.4	35.4	0.0826	2.92	5509	46.6944%	Fecal		CFU/100 mL	200	-	14,311.0
5439000	8/28/2016	35.4	35.4	0.0826	2.92	5509	46.6944%	Fecal		CFU/100 mL	200	-	14,311.0
5439000	11/8/2016	35.4	35.4	0.0826	2.92	5509	46.6944%	Fecal		CFU/100 mL	200	-	14,311.0
5439000	3/19/2004	35.3	35.3	0.0826	2.92	5516	46.7537%	Fecal		CFU/100 mL	200	-	14,270.6
5439000	4/15/1994	35.2	35.2	0.0826	2.91	5517	46.7622%	Fecal		CFU/100 mL	200	-	14,230.1
5439000	10/23/2004	35.2	35.2	0.0826	2.91	5517	46.7622%	Fecal		CFU/100 mL	200	-	14,230.1
5439000	3/15/2005	35.2	35.2	0.0826	2.91	5517	46.7622%	Fecal		CFU/100 mL	200	-	14,230.1
5439000	6/2/2006	35.2	35.2	0.0826	2.91	5517	46.7622%	Fecal		CFU/100 mL	200	-	14,230.1

Gage ID	Date	Discharge (CFS)	Gage Discharge (less Surrogate NPDES) (CFS)	Watershed Area Ratio	Calculated flow (CFS)	Rank	Flow Exceedance %	Parameter	Results	Units (mg or micro_gram	Limit/Standard	Actual Load (million colonies/day)	Allowable Load (million colonies/day)
5439000	5/28/2013	35.2	35.2	0.0826	2.91	5517	46.7622%	Fecal		CFU/100 mL	200	-	14,230.1
5439000	4/1/2015	35.2	35.2	0.0826	2.91	5517	46.7622%	Fecal		CFU/100 mL	200	-	14,230.1
5439000	1/28/2018	35.2	35.2	0.0826	2.91	5517	46.7622%	Fecal		CFU/100 mL	200	-	14,230.1
5439000	5/4/2008	35.1	35.1	0.0826	2.90	5524	46.8215%	Fecal		CFU/100 mL	200	-	14,189.7
5439000	2/16/2017	35.1	35.1	0.0826	2.90	5524	46.8215%	Fecal		CFU/100 mL	200	-	14,189.7
5439000	3/23/2017	35.1	35.1	0.0826	2.90	5524	46.8215%	Fecal		CFU/100 mL	200	-	14,189.7
5439000	1/5/1990	35	35	0.0826	2.89	5527	46.8469%	Fecal		CFU/100 mL	200	-	14,149.3
5439000	8/7/1990	35	35	0.0826	2.89	5527	46.8469%	Fecal		CFU/100 mL	200	-	14,149.3
5439000	11/17/1990	35	35	0.0826	2.89	5527	46.8469%	Fecal		CFU/100 mL	200	-	14,149.3
5439000	6/19/1991	35	35	0.0826	2.89	5527	46.8469%	Fecal		CFU/100 mL	200	-	14,149.3
5439000	11/2/1991	35	35	0.0826	2.89	5527	46.8469%	Fecal		CFU/100 mL	200	-	14,149.3
5439000	11/16/1991	35	35	0.0826	2.89	5527	46.8469%	Fecal		CFU/100 mL	200	-	14,149.3
5439000	2/4/1992	35	35	0.0826	2.89	5527	46.8469%	Fecal		CFU/100 mL	200	-	14,149.3
5439000	5/11/1992	35	35	0.0826	2.89	5527	46.8469%	Fecal		CFU/100 mL	200	-	14,149.3
5439000	5/13/1992	35	35	0.0826	2.89	5527	46.8469%	Fecal		CFU/100 mL	200	-	14,149.3
5439000	9/14/1992	35	35	0.0826	2.89	5527	46.8469%	Fecal		CFU/100 mL	200	-	14,149.3
5439000	2/20/1993	35	35	0.0826	2.89	5527	46.8469%	Fecal		CFU/100 mL	200	-	14,149.3
5439000	6/1/1993	35	35	0.0826	2.89	5527	46.8469%	Fecal		CFU/100 mL	200	-	14,149.3
5439000	1/3/1994	35	35	0.0826	2.89	5527	46.8469%	Fecal		CFU/100 mL	200	-	14,149.3
5439000	7/8/1994	35	35	0.0826	2.89	5527	46.8469%	Fecal		CFU/100 mL	200	-	14,149.3
5439000	2/11/1995	35	35	0.0826	2.89	5527	46.8469%	Fecal		CFU/100 mL	200	-	14,149.3
5439000	2/12/1995	35	35	0.0826	2.89	5527	46.8469%	Fecal		CFU/100 mL	200	-	14,149.3
5439000	4/29/1997	35	35	0.0826	2.89	5527	46.8469%	Fecal		CFU/100 mL	200	-	14,149.3
5439000	4/12/1999	35	35	0.0826	2.89	5527	46.8469%	Fecal		CFU/100 mL	200	-	14,149.3
5439000	4/13/1999	35	35	0.0826	2.89	5527	46.8469%	Fecal		CFU/100 mL	200	-	14,149.3
5439000	5/5/2000	35	35	0.0826	2.89	5527	46.8469%	Fecal		CFU/100 mL	200	-	14,149.3
5439000	7/19/2000	35	35	0.0826	2.89	5527	46.8469%	Fecal		CFU/100 mL	200	-	14,149.3
5439000	5/29/2001	35	35	0.0826	2.89	5527	46.8469%	Fecal		CFU/100 mL	200	-	14,149.3
5439000	9/23/2001	35	35	0.0826	2.89	5527	46.8469%	Fecal		CFU/100 mL	200	-	14,149.3
5439000	1/20/2005	35	35	0.0826	2.89	5527	46.8469%	Fecal		CFU/100 mL	200	-	14,149.3
5439000	1/1/2008	35	35	0.0826	2.89	5527	46.8469%	Fecal		CFU/100 mL	200	-	14,149.3
5439000	1/24/2008	35	35	0.0826	2.89	5527	46.8469%	Fecal		CFU/100 mL	200	-	14,149.3
5439000	1/26/2008	35	35	0.0826	2.89	5527	46.8469%	Fecal		CFU/100 mL	200	-	14,149.3
5439000	8/19/2009	35	35	0.0826	2.89	5527	46.8469%	Fecal		CFU/100 mL	200	-	14,149.3
5439000	2/15/2011	35	35	0.0826	2.89	5527	46.8469%	Fecal		CFU/100 mL	200	-	14,149.3
5439000	5/25/2012	35	35	0.0826	2.89	5527	46.8469%	Fecal		CFU/100 mL	200	-	14,149.3
5439000	2/1/2013	35	35	0.0826	2.89	5527	46.8469%	Fecal		CFU/100 mL	200	-	14,149.3
5439000	10/26/2016	35	35	0.0826	2.89	5527	46.8469%	Fecal		CFU/100 mL	200	-	14,149.3
5439000	2/20/2020	35	35	0.0826	2.89	5527	46.8469%	Fecal		CFU/100 mL	200	-	14,149.3
5439000	2/21/2020	35	35	0.0826	2.89	5527	46.8469%	Fecal		CFU/100 mL	200	-	14,149.3
5439000	6/30/2020	35	35	0.0826	2.89	5527	46.8469%	Fecal		CFU/100 mL	200	-	14,149.3
5439000	12/10/2004	34.9	34.9	0.0826	2.88	5562	47.1436%	Fecal		CFU/100 mL	200	-	14,108.9
5439000	4/5/2005	34.9	34.9	0.0826	2.88	5562	47.1436%	Fecal		CFU/100 mL	200	-	14,108.9
5439000	6/28/2007	34.9	34.9	0.0826	2.88	5562	47.1436%	Fecal		CFU/100 mL	200	-	14,108.9
5439000	4/22/2012	34.9	34.9	0.0826	2.88	5562	47.1436%	Fecal		CFU/100 mL	200	-	14,108.9
5439000	4/27/2021	34.9	34.9	0.0826	2.88	5562	47.1436%	Fecal		CFU/100 mL	200	-	14,108.9
5439000	3/12/2022	19.7	19.7	0.1459	2.87	5567	47.1860%	Fecal		CFU/100 mL	200	-	14,068.9
5439000	11/27/1993	34.8	34.8	0.0826	2.87	5568	47.1944%	Fecal		CFU/100 mL	200	-	14,068.4
5439000	3/19/2005	34.8	34.8	0.0826	2.87	5568	47.1944%	Fecal		CFU/100 mL	200	-	14,068.4
5439000	6/21/2007	34.8	34.8	0.0826	2.87	5568	47.1944%	Fecal		CFU/100 mL	200	-	14,068.4
5439000	5/5/2012	34.8	34.8	0.0826	2.87	5568	47.1944%	Fecal		CFU/100 mL	200	-	14,068.4
5439000	6/4/2012	34.8	34.8	0.0826	2.87	5568	47.1944%	Fecal		CFU/100 mL	200	-	14,068.4
5439000	5/16/2014	34.8	34.8	0.0826	2.87	5568	47.1944%	Fecal		CFU/100 mL	200	-	14,068.4
5439000	10/14/2014	34.8	34.8	0.0826	2.87	5568	47.1944%	Fecal		CFU/100 mL	200	-	14,068.4
5439000	12/20/2019	34.8	34.8	0.0826	2.87	5568	47.1944%	Fecal		CFU/100 mL	200	-	14,068.4
5439000	3/17/2005	34.7	34.7	0.0826	2.87	5576	47.2622%	Fecal		CFU/100 mL	200	-	14,028.0
5439000	5/12/2005	34.7	34.7	0.0826	2.87	5576	47.2622%	Fecal		CFU/100 mL	200	-	14,028.0
5439000	4/23/2006	34.7	34.7	0.0826	2.87	5576	47.2622%	Fecal		CFU/100 mL	200	-	14,028.0
5439000	6/19/2006	34.7	34.7	0.0826	2.87	5576	47.2622%	Fecal		CFU/100 mL	200	-	14,028.0
5439000	5/16/2007	34.7	34.7	0.0826	2.87	5576	47.2622%	Fecal		CFU/100 mL	200	-	14,028.0
5439000	2/18/2017	34.7	34.7	0.0826	2.87	5576	47.2622%	Fecal		CFU/100 mL	200	-	14,028.0
5439000	6/26/2017	34.7	34.7	0.0826	2.87	5576	47.2622%	Fecal		CFU/100 mL	200	-	14,028.0
5439000	2/28/2021	34.7	34.7	0.0826	2.87	5576	47.2622%	Fecal		CFU/100 mL	200	-	14,028.0
5439000	4/13/2004	34.6	34.6	0.0826	2.86	5584	47.3301%	Fecal		CFU/100 mL	200	-	13,987.6
5439000	5/6/2004	34.6	34.6	0.0826	2.86	5584	47.3301%	Fecal		CFU/100 mL	200	-	13,987.6
5439000	7/4/2011	34.6	34.6	0.0826	2.86	5584	47.3301%	Fecal		CFU/100 mL	200	-	13,987.6
5439000	5/2/2012	34.6	34.6	0.0826	2.86	5584	47.3301%	Fecal		CFU/100 mL	200	-	13,987.6
5439000	4/3/2013	34.6	34.6	0.0826	2.86	5584	47.3301%	Fecal		CFU/100 mL	200	-	13,987.6
5439000	4/17/2018	34.6	34.6	0.0826	2.86	5584	47.3301%	Fecal		CFU/100 mL	200	-	13,987.6
5439000	2/18/2002	34.5	34.5	0.0826	2.85	5590	47.3809%	Fecal		CFU/100 mL	200	-	13,947.2
5439000	3/16/2005	34.5	34.5	0.0826	2.85	5590	47.3809%	Fecal		CFU/100 mL	200	-	13,947.2
5439000	7/19/2012	34.5	34.5	0.0826	2.85	5590	47.3809%	Fecal		CFU/100 mL	200	-	13,947.2
5439000	5/24/2014	34.5	34.5	0.0826	2.85	5590	47.3809%	Fecal		CFU/100 mL	200	-	13,947.2
5439000	1/13/2017	34.5	34.5	0.0826	2.85	5590	47.3809%	Fecal		CFU/100 mL	200	-	13,947.2
5439000	11/4/1993	34.4	34.4	0.0826	2.84	5595	47.4233%	Fecal		CFU/100 mL	200	-	13,906.7
5439000	2/9/2010	34.4	34.4	0.0826	2.84	5595	47.4233%	Fecal		CFU/100 mL	200	-	13,906.7
5439000	6/8/2010	34.4	34.4	0.0826	2.84	5595	47.4233%	Fecal		CFU/100 mL	200	-	13,906.7
5439000	10/27/2016	34.4	34.4	0.0826	2.84	5595	47.4233%	Fecal		CFU/100 mL	200	-	13,906.7
5439000	7/16/2018	34.4	34.4	0.0826	2.84	5595	47.4233%	Fecal		CFU/100 mL	200	-	13,906.7
5439000	6/6/2003	34.3	34.3	0.0826	2.83	5600	47.4657%	Fecal		CFU/100 mL	200	-	13,866.3
5439000	7/1/2004	34.3	34.3	0.0826	2.83	5600	47.4657%	Fecal		CFU/100 mL	200	-	13,866.3
5439000	2/19/2012	34.3	34.3	0.0826	2.83	5600	47.4657%	Fecal		CFU/100 mL	200	-	13,866.3
5439000	11/3/1993	34.2	34.2	0.0826	2.83	5603	47.4911%	Fecal		CFU/100 mL	200	-	13,825.9
5439000	11/22/2009	34.2	34.2	0.0826	2.83	5603	47.4911%	Fecal		CFU/100 mL	200	-	13,825.9
5439000	1/17/2010	34.2	34.2	0.0826	2.83	5603	47.4911%	Fecal		CFU/100 mL	200	-	13,825.9
5439000	2/8/2010	34.2	34.2	0.0826	2.83	5603	47.4911%	Fecal		CFU/100 mL	200	-	13,825.9
5439000	7/13/2020	34.2	34.2	0.0826	2.83	5603	47.4911%	Fecal		CFU/100 mL	200	-	13,825.9
5439000	6/22/2006	34.1	34.1	0.0826	2.82	5608	47.5335%	Fecal		CFU/100 mL	200	-	13,785.4
5439000	4/25/2014	34.1	34.1	0.0826	2.82	5608	47.5335%	Fecal		CFU/100 mL	200	-	13,785.4
5439000	4/2/2018	34.1	34.1	0.0826	2.82	5608	47.5335%	Fecal		CFU/100 mL	200	-	13,785.4
5439000	7/22/2021	34.1	34.1	0.0826	2.82	5608	47.5335%	Fecal		CFU/100 mL	200	-	13,785.4
5439000	1/20/1990	34	34	0.0826	2.81	5612	47.5674%	Fecal		CFU/100 mL	200	-	13,745.0
5439000	7/12/1990	34	34	0.0826	2.81	5612	47.5674%	Fecal		CFU/100 mL	200	-	13,745.0
5439000	7/26/1990	34	34	0.0826	2.81	5612	47.5674%	Fecal		CFU/100 mL	200	-	13,745.0
5439000	11/18/1990	34	34	0.0826	2.81	5612	47.5674%	Fecal		CFU/100 mL	200	-	13,745.0
5439000	11/19/1990	34	34	0.0826	2.81	5612	47.5674%	Fecal		CFU/100 mL	200	-	13,745.0
5439000	1/4/1991	34	34	0.0826	2.81	5612	47.5674%	Fecal		CFU/100 mL	200	-	13,745.0
5439000	2/26/1991	34	34	0.0826	2.81	5612	47.5674%	Fecal		CFU/100 mL	200	-	13,745.0
5439000	11/22/1991	34	34	0.0826	2.81	5612	47.5674%	Fecal		CFU/100 mL	200	-	13,745.0
5439000	12/27/1991	34	34	0.0826	2.81	5612	47.5674%	Fecal		CFU/100 mL	200	-	13,745.0
5439000	1/2/1992	34	34	0.0826	2.81	5612	47.5674%	Fecal		CFU/100 mL	200	-	13,745.0
5439000	2/2/1992	34	34	0.0826	2.81	5612	47.5674%	Fecal		CFU/100 mL	200	-	13,745.0
5439000	2/12/1992	34	34	0.0826	2.81	5612	47.5674%	Fecal		CFU/100 mL	200	-	13,745.0
5439000	4/7/1992	34	34	0.0826	2.81	5612	47.5674%	Fecal		CFU/100 mL	200	-	13,745.0
5439000	7/18/1992	34	34	0.0826	2.81	5612	47.5674%	Fecal		CFU/100 mL	200	-	13,745.0
5439000	9/15/1992	34	34	0.0826	2.81	5612	47.5674%	Fecal		CFU/100 mL	200	-	13,745.0
5439000	11/1/1992	34	34	0.0826	2.81	5612	47.5674%	Fecal		CFU/100 mL	200	-	13,745.0
5439000	2/18/1993	34	34	0.0826	2.81	5612	47.5674%	Fecal		CFU/100 mL	200	-	13,745.0
5439000	2/21/1993	34	34	0.0826	2.81	5612	47.5674%	Fecal		CFU/100 mL	200	-	13,745.0
5439000	8/7/1993	34	34	0.0826	2.81	5612	47.5674%	Fecal		CFU/100 mL	200	-	13,745.0
5439000	12/7/1995	34	34	0.0826	2.81	5612	47.5674%	Fecal		CFU/100 mL	200	-	13,745.0
5439000	5/1/1996	34	34	0.0826	2.81	5612	47.5674%	Fecal		CFU/100 mL	200	-	13,745.0
5439000	8/27/1996	34	34	0.0826	2.81	5612	47.5674%	Fecal		CFU/100 mL	200	-	13,745.0
5439000	6/14/1997	34	34	0.0826	2.81	5612	47.5674%	Fecal		CFU/100 mL	200	-	13,745.0
5439000	7/14/1998	34	34	0.0826	2.81	5612	47.5674%	Fecal		CFU/100 mL	200	-	13,745.0

Gage ID	Date	Discharge (CFS)	Gage Discharge (less Surrogate NPDES) (CFS)	Watershed Area Ratio	Calculated flow (CFS)	Rank	Flow Exceedance %	Parameter	Results	Units (mg or micro_gram	Limit/Standard	Actual Load (million colonies/day)	Allowable Load (million colonies/day)
5439000	7/19/1998	34	34	0.0826	2.81	5612	47.5674%	Fecal		CFU/100 mL	200	-	13,745.0
5439000	12/20/1998	34	34	0.0826	2.81	5612	47.5674%	Fecal		CFU/100 mL	200	-	13,745.0
5439000	3/10/2000	34	34	0.0826	2.81	5612	47.5674%	Fecal		CFU/100 mL	200	-	13,745.0
5439000	5/6/2000	34	34	0.0826	2.81	5612	47.5674%	Fecal		CFU/100 mL	200	-	13,745.0
5439000	5/7/2000	34	34	0.0826	2.81	5612	47.5674%	Fecal		CFU/100 mL	200	-	13,745.0
5439000	11/15/2000	34	34	0.0826	2.81	5612	47.5674%	Fecal		CFU/100 mL	200	-	13,745.0
5439000	2/7/2001	34	34	0.0826	2.81	5612	47.5674%	Fecal		CFU/100 mL	200	-	13,745.0
5439000	5/12/2001	34	34	0.0826	2.81	5612	47.5674%	Fecal		CFU/100 mL	200	-	13,745.0
5439000	6/24/2001	34	34	0.0826	2.81	5612	47.5674%	Fecal		CFU/100 mL	200	-	13,745.0
5439000	1/25/2008	34	34	0.0826	2.81	5612	47.5674%	Fecal		CFU/100 mL	200	-	13,745.0
5439000	1/27/2008	34	34	0.0826	2.81	5612	47.5674%	Fecal		CFU/100 mL	200	-	13,745.0
5439000	6/24/2020	34	34	0.0826	2.81	5612	47.5674%	Fecal		CFU/100 mL	200	-	13,745.0
5439000	11/1/1993	33.9	33.9	0.0826	2.80	5648	47.8725%	Fecal		CFU/100 mL	200	-	13,704.6
5439000	2/15/2008	33.9	33.9	0.0826	2.80	5648	47.8725%	Fecal		CFU/100 mL	200	-	13,704.6
5439000	4/7/2015	33.9	33.9	0.0826	2.80	5648	47.8725%	Fecal		CFU/100 mL	200	-	13,704.6
5439000	11/8/2018	33.9	33.9	0.0826	2.80	5648	47.8725%	Fecal		CFU/100 mL	200	-	13,704.6
5439000	6/7/2003	33.8	33.8	0.0826	2.79	5652	47.9064%	Fecal		CFU/100 mL	200	-	13,664.2
5439000	7/11/2010	33.8	33.8	0.0826	2.79	5652	47.9064%	Fecal		CFU/100 mL	200	-	13,664.2
5439000	12/12/2016	33.8	33.8	0.0826	2.79	5652	47.9064%	Fecal		CFU/100 mL	200	-	13,664.2
5439000	7/12/2017	33.8	33.8	0.0826	2.79	5652	47.9064%	Fecal		CFU/100 mL	200	-	13,664.2
5439000	1/30/2018	33.8	33.8	0.0826	2.79	5652	47.9064%	Fecal		CFU/100 mL	200	-	13,664.2
5439000	7/27/2015	33.7	33.7	0.0826	2.78	5657	47.9488%	Fecal		CFU/100 mL	200	-	13,623.7
5439000	7/2/2016	33.7	33.7	0.0826	2.78	5657	47.9488%	Fecal		CFU/100 mL	200	-	13,623.7
5439000	4/26/2021	33.7	33.7	0.0826	2.78	5657	47.9488%	Fecal		CFU/100 mL	200	-	13,623.7
5439000	11/6/1993	33.6	33.6	0.0826	2.78	5660	47.9742%	Fecal		CFU/100 mL	200	-	13,583.3
5439000	5/5/2008	33.6	33.6	0.0826	2.78	5660	47.9742%	Fecal		CFU/100 mL	200	-	13,583.3
5439000	6/9/2010	33.6	33.6	0.0826	2.78	5660	47.9742%	Fecal		CFU/100 mL	200	-	13,583.3
5439000	8/14/2010	33.6	33.6	0.0826	2.78	5660	47.9742%	Fecal		CFU/100 mL	200	-	13,583.3
5439000	3/18/2005	33.5	33.5	0.0826	2.77	5664	48.0081%	Fecal		CFU/100 mL	200	-	13,542.9
5439000	9/18/2007	33.5	33.5	0.0826	2.77	5664	48.0081%	Fecal		CFU/100 mL	200	-	13,542.9
5439000	2/19/2017	33.5	33.5	0.0826	2.77	5664	48.0081%	Fecal		CFU/100 mL	200	-	13,542.9
5439000	11/30/2001	33.4	33.4	0.0826	2.76	5667	48.0336%	Fecal		CFU/100 mL	200	-	13,502.5
5439000	5/4/2010	33.4	33.4	0.0826	2.76	5667	48.0336%	Fecal		CFU/100 mL	200	-	13,502.5
5439000	7/9/2010	33.4	33.4	0.0826	2.76	5667	48.0336%	Fecal		CFU/100 mL	200	-	13,502.5
5439000	8/19/2016	33.4	33.4	0.0826	2.76	5667	48.0336%	Fecal		CFU/100 mL	200	-	13,502.5
5439000	11/25/2018	33.4	33.4	0.0826	2.76	5667	48.0336%	Fecal		CFU/100 mL	200	-	13,502.5
5439000	11/12/1993	33.3	33.3	0.0826	2.75	5672	48.0759%	Fecal		CFU/100 mL	200	-	13,462.0
5439000	8/20/2005	33.3	33.3	0.0826	2.75	5672	48.0759%	Fecal		CFU/100 mL	200	-	13,462.0
5439000	11/26/2008	33.3	33.3	0.0826	2.75	5672	48.0759%	Fecal		CFU/100 mL	200	-	13,462.0
5439000	1/18/2010	33.3	33.3	0.0826	2.75	5672	48.0759%	Fecal		CFU/100 mL	200	-	13,462.0
5439000	5/29/2012	33.3	33.3	0.0826	2.75	5672	48.0759%	Fecal		CFU/100 mL	200	-	13,462.0
5439000	4/24/2012	33.2	33.2	0.0826	2.74	5677	48.1183%	Fecal		CFU/100 mL	200	-	13,421.6
5439000	12/9/2017	33.2	33.2	0.0826	2.74	5677	48.1183%	Fecal		CFU/100 mL	200	-	13,421.6
5439000	11/26/2014	33.1	33.1	0.0826	2.73	5679	48.1353%	Fecal		CFU/100 mL	200	-	13,381.2
5439000	7/20/2018	33.1	33.1	0.0826	2.73	5679	48.1353%	Fecal		CFU/100 mL	200	-	13,381.2
5439000	8/15/1990	33	33	0.0826	2.73	5681	48.1522%	Fecal		CFU/100 mL	200	-	13,340.8
5439000	1/6/1991	33	33	0.0826	2.73	5681	48.1522%	Fecal		CFU/100 mL	200	-	13,340.8
5439000	2/25/1991	33	33	0.0826	2.73	5681	48.1522%	Fecal		CFU/100 mL	200	-	13,340.8
5439000	3/10/1991	33	33	0.0826	2.73	5681	48.1522%	Fecal		CFU/100 mL	200	-	13,340.8
5439000	3/12/1991	33	33	0.0826	2.73	5681	48.1522%	Fecal		CFU/100 mL	200	-	13,340.8
5439000	6/20/1991	33	33	0.0826	2.73	5681	48.1522%	Fecal		CFU/100 mL	200	-	13,340.8
5439000	11/15/1991	33	33	0.0826	2.73	5681	48.1522%	Fecal		CFU/100 mL	200	-	13,340.8
5439000	1/4/1992	33	33	0.0826	2.73	5681	48.1522%	Fecal		CFU/100 mL	200	-	13,340.8
5439000	1/7/1992	33	33	0.0826	2.73	5681	48.1522%	Fecal		CFU/100 mL	200	-	13,340.8
5439000	2/6/1992	33	33	0.0826	2.73	5681	48.1522%	Fecal		CFU/100 mL	200	-	13,340.8
5439000	2/22/1993	33	33	0.0826	2.73	5681	48.1522%	Fecal		CFU/100 mL	200	-	13,340.8
5439000	7/16/1993	33	33	0.0826	2.73	5681	48.1522%	Fecal		CFU/100 mL	200	-	13,340.8
5439000	11/2/1993	33	33	0.0826	2.73	5681	48.1522%	Fecal		CFU/100 mL	200	-	13,340.8
5439000	11/28/1993	33	33	0.0826	2.73	5681	48.1522%	Fecal		CFU/100 mL	200	-	13,340.8
5439000	2/13/1995	33	33	0.0826	2.73	5681	48.1522%	Fecal		CFU/100 mL	200	-	13,340.8
5439000	4/29/1996	33	33	0.0826	2.73	5681	48.1522%	Fecal		CFU/100 mL	200	-	13,340.8
5439000	6/7/1997	33	33	0.0826	2.73	5681	48.1522%	Fecal		CFU/100 mL	200	-	13,340.8
5439000	11/3/1998	33	33	0.0826	2.73	5681	48.1522%	Fecal		CFU/100 mL	200	-	13,340.8
5439000	11/25/1998	33	33	0.0826	2.73	5681	48.1522%	Fecal		CFU/100 mL	200	-	13,340.8
5439000	11/30/1998	33	33	0.0826	2.73	5681	48.1522%	Fecal		CFU/100 mL	200	-	13,340.8
5439000	4/7/1999	33	33	0.0826	2.73	5681	48.1522%	Fecal		CFU/100 mL	200	-	13,340.8
5439000	7/4/1999	33	33	0.0826	2.73	5681	48.1522%	Fecal		CFU/100 mL	200	-	13,340.8
5439000	3/11/2000	33	33	0.0826	2.73	5681	48.1522%	Fecal		CFU/100 mL	200	-	13,340.8
5439000	3/20/2000	33	33	0.0826	2.73	5681	48.1522%	Fecal		CFU/100 mL	200	-	13,340.8
5439000	5/24/2000	33	33	0.0826	2.73	5681	48.1522%	Fecal		CFU/100 mL	200	-	13,340.8
5439000	10/6/2000	33	33	0.0826	2.73	5681	48.1522%	Fecal		CFU/100 mL	200	-	13,340.8
5439000	11/16/2000	33	33	0.0826	2.73	5681	48.1522%	Fecal		CFU/100 mL	200	-	13,340.8
5439000	5/9/2001	33	33	0.0826	2.73	5681	48.1522%	Fecal		CFU/100 mL	200	-	13,340.8
5439000	5/15/2001	33	33	0.0826	2.73	5681	48.1522%	Fecal		CFU/100 mL	200	-	13,340.8
5439000	5/26/2001	33	33	0.0826	2.73	5681	48.1522%	Fecal		CFU/100 mL	200	-	13,340.8
5439000	12/15/2001	33	33	0.0826	2.73	5681	48.1522%	Fecal		CFU/100 mL	200	-	13,340.8
5439000	9/5/2006	33	33	0.0826	2.73	5681	48.1522%	Fecal		CFU/100 mL	200	-	13,340.8
5439000	1/28/2008	33	33	0.0826	2.73	5681	48.1522%	Fecal		CFU/100 mL	200	-	13,340.8
5439000	1/29/2008	33	33	0.0826	2.73	5681	48.1522%	Fecal		CFU/100 mL	200	-	13,340.8
5439000	2/2/2008	33	33	0.0826	2.73	5681	48.1522%	Fecal		CFU/100 mL	200	-	13,340.8
5439000	2/20/2012	33	33	0.0826	2.73	5681	48.1522%	Fecal		CFU/100 mL	200	-	13,340.8
5439000	12/7/2017	33	33	0.0826	2.73	5681	48.1522%	Fecal		CFU/100 mL	200	-	13,340.8
5439000	9/9/2020	33	33	0.0826	2.73	5681	48.1522%	Fecal		CFU/100 mL	200	-	13,340.8
5439000	10/23/2020	33	33	0.0826	2.73	5681	48.1522%	Fecal		CFU/100 mL	200	-	13,340.8
5439000	4/13/2005	32.9	32.9	0.0826	2.72	5720	48.4828%	Fecal		CFU/100 mL	200	-	13,300.3
5439000	6/21/2006	32.9	32.9	0.0826	2.72	5720	48.4828%	Fecal		CFU/100 mL	200	-	13,300.3
5439000	1/25/2007	32.9	32.9	0.0826	2.72	5720	48.4828%	Fecal		CFU/100 mL	200	-	13,300.3
5439000	7/25/2008	32.9	32.9	0.0826	2.72	5720	48.4828%	Fecal		CFU/100 mL	200	-	13,300.3
5439000	11/23/2009	32.9	32.9	0.0826	2.72	5720	48.4828%	Fecal		CFU/100 mL	200	-	13,300.3
5439000	6/28/2008	32.8	32.8	0.0826	2.71	5725	48.5252%	Fecal		CFU/100 mL	200	-	13,259.9
5439000	5/28/2012	32.8	32.8	0.0826	2.71	5725	48.5252%	Fecal		CFU/100 mL	200	-	13,259.9
5439000	12/23/2018	32.8	32.8	0.0826	2.71	5725	48.5252%	Fecal		CFU/100 mL	200	-	13,259.9
5439000	7/2/2020	32.8	32.8	0.0826	2.71	5725	48.5252%	Fecal		CFU/100 mL	200	-	13,259.9
5439000	6/17/2021	32.8	32.8	0.0826	2.71	5725	48.5252%	Fecal		CFU/100 mL	200	-	13,259.9
5439000	3/21/2004	32.7	32.7	0.0826	2.70	5730	48.5676%	Fecal		CFU/100 mL	200	-	13,219.5
5439000	4/14/2004	32.7	32.7	0.0826	2.70	5730	48.5676%	Fecal		CFU/100 mL	200	-	13,219.5
5439000	10/22/2009	32.7	32.7	0.0826	2.70	5730	48.5676%	Fecal		CFU/100 mL	200	-	13,219.5
5439000	4/26/2012	32.7	32.7	0.0826	2.70	5730	48.5676%	Fecal		CFU/100 mL	200	-	13,219.5
5439000	4/18/2018	32.7	32.7	0.0826	2.70	5730	48.5676%	Fecal		CFU/100 mL	200	-	13,219.5
5439000	2/18/2018	32.6	32.6	0.0826	2.69	5735	48.6099%	Fecal		CFU/100 mL	200	-	13,179.0
5439000	2/16/2022	32.6	32.6	0.0826	2.69	5735	48.6099%	Fecal		CFU/100 mL	200	-	13,179.0
5439000	11/15/1993	32.5	32.5	0.0826	2.68	5737	48.6269%	Fecal		CFU/100 mL	200	-	13,138.6
5439000	6/25/2007	32.5	32.5	0.0826	2.68	5737	48.6269%	Fecal		CFU/100 mL	200	-	13,138.6
5439000	1/14/2009	32.5	32.5	0.0826	2.68	5737	48.6269%	Fecal		CFU/100 mL	200	-	13,138.6
5439000	1/15/2009	32.5	32.5	0.0826	2.68	5737	48.6269%	Fecal		CFU/100 mL	200	-	13,138.6
5439000	1/18/2009	32.5	32.5	0.0826	2.68	5737	48.6269%	Fecal		CFU/100 mL	200	-	13,138.6
5439000	1/12/2017	32.5	32.5	0.0826	2.68	5737	48.6269%	Fecal		CFU/100 mL	200	-	13,138.6
5439000	11/13/2017	32.5	32.5	0.0826	2.68	5737	48.6269%	Fecal		CFU/100 mL	200	-	13,138.6
5439000	7/14/2019	32.5	32.5	0.0826	2.68	5737	48.6269%	Fecal		CFU/100 mL	200	-	13,138.6
5439000	5/7/2004	32.4	32.4	0.0826	2.68	5745	48.6947%	Fecal		CFU/100 mL	200	-	13,098.2
5439000	6/3/2006	32.4	32.4	0.0826	2.68	5745	48.6947%	Fecal		CFU/100 mL	200	-	13,098.2
5439000	6/8/2021	32.4	32.4	0.0826	2.68	5745	48.6947%	Fecal		CFU/100 mL	200	-	13,098.2
5439000	6/9/2021	32.4	32.4	0.0826	2.68	5745	48.6947%	Fecal		CFU/100 mL	200	-	13,098.2
5439000	5/6/2008	32.3	32.3	0.0826	2.67	5749	48.7286%	Fecal		CFU/100 mL	200	-	13,057.8
5439000	11/27/2008	32.3	32.3	0.0826	2.67	5749	48.7286%	Fecal		CFU/100 mL	200	-	13,057.8

Gage ID	Date	Discharge (CFS)	Gage Discharge (less Surrogate NPDES) (CFS)	Watershed Area Ratio	Calculated flow (CFS)	Rank	Flow Exceedance %	Parameter	Results	Units (mg or micro_gram	Limit/Standard	Actual Load (million colonies/day)	Allowable Load (million colonies/day)
5439000	5/5/2010	32.3	32.3	0.0826	2.67	5749	48.7286%	Fecal		CFU/100 mL	200	-	13,057.8
5439000	8/1/2010	32.3	32.3	0.0826	2.67	5749	48.7286%	Fecal		CFU/100 mL	200	-	13,057.8
5439000	4/14/1994	32.2	32.2	0.0826	2.66	5753	48.7625%	Fecal		CFU/100 mL	200	-	13,017.3
5439000	6/5/2021	32.1	32.1	0.0826	2.65	5754	48.7710%	Fecal		CFU/100 mL	200	-	12,976.9
5439000	1/9/1990	32	32	0.0826	2.64	5755	48.7795%	Fecal		CFU/100 mL	200	-	12,936.5
5439000	1/10/1990	32	32	0.0826	2.64	5755	48.7795%	Fecal		CFU/100 mL	200	-	12,936.5
5439000	7/16/1990	32	32	0.0826	2.64	5755	48.7795%	Fecal		CFU/100 mL	200	-	12,936.5
5439000	7/27/1990	32	32	0.0826	2.64	5755	48.7795%	Fecal		CFU/100 mL	200	-	12,936.5
5439000	7/30/1990	32	32	0.0826	2.64	5755	48.7795%	Fecal		CFU/100 mL	200	-	12,936.5
5439000	10/20/1990	32	32	0.0826	2.64	5755	48.7795%	Fecal		CFU/100 mL	200	-	12,936.5
5439000	11/22/1990	32	32	0.0826	2.64	5755	48.7795%	Fecal		CFU/100 mL	200	-	12,936.5
5439000	1/8/1991	32	32	0.0826	2.64	5755	48.7795%	Fecal		CFU/100 mL	200	-	12,936.5
5439000	3/11/1991	32	32	0.0826	2.64	5755	48.7795%	Fecal		CFU/100 mL	200	-	12,936.5
5439000	12/30/1991	32	32	0.0826	2.64	5755	48.7795%	Fecal		CFU/100 mL	200	-	12,936.5
5439000	1/5/1992	32	32	0.0826	2.64	5755	48.7795%	Fecal		CFU/100 mL	200	-	12,936.5
5439000	2/5/1992	32	32	0.0826	2.64	5755	48.7795%	Fecal		CFU/100 mL	200	-	12,936.5
5439000	4/9/1992	32	32	0.0826	2.64	5755	48.7795%	Fecal		CFU/100 mL	200	-	12,936.5
5439000	9/16/1992	32	32	0.0826	2.64	5755	48.7795%	Fecal		CFU/100 mL	200	-	12,936.5
5439000	2/15/1993	32	32	0.0826	2.64	5755	48.7795%	Fecal		CFU/100 mL	200	-	12,936.5
5439000	2/17/1993	32	32	0.0826	2.64	5755	48.7795%	Fecal		CFU/100 mL	200	-	12,936.5
5439000	2/24/1993	32	32	0.0826	2.64	5755	48.7795%	Fecal		CFU/100 mL	200	-	12,936.5
5439000	9/6/1993	32	32	0.0826	2.64	5755	48.7795%	Fecal		CFU/100 mL	200	-	12,936.5
5439000	11/14/1993	32	32	0.0826	2.64	5755	48.7795%	Fecal		CFU/100 mL	200	-	12,936.5
5439000	2/14/1995	32	32	0.0826	2.64	5755	48.7795%	Fecal		CFU/100 mL	200	-	12,936.5
5439000	2/15/1995	32	32	0.0826	2.64	5755	48.7795%	Fecal		CFU/100 mL	200	-	12,936.5
5439000	3/4/1995	32	32	0.0826	2.64	5755	48.7795%	Fecal		CFU/100 mL	200	-	12,936.5
5439000	3/5/1995	32	32	0.0826	2.64	5755	48.7795%	Fecal		CFU/100 mL	200	-	12,936.5
5439000	7/2/1995	32	32	0.0826	2.64	5755	48.7795%	Fecal		CFU/100 mL	200	-	12,936.5
5439000	11/29/1995	32	32	0.0826	2.64	5755	48.7795%	Fecal		CFU/100 mL	200	-	12,936.5
5439000	4/19/1996	32	32	0.0826	2.64	5755	48.7795%	Fecal		CFU/100 mL	200	-	12,936.5
5439000	7/9/1996	32	32	0.0826	2.64	5755	48.7795%	Fecal		CFU/100 mL	200	-	12,936.5
5439000	12/18/1996	32	32	0.0826	2.64	5755	48.7795%	Fecal		CFU/100 mL	200	-	12,936.5
5439000	1/3/1997	32	32	0.0826	2.64	5755	48.7795%	Fecal		CFU/100 mL	200	-	12,936.5
5439000	6/29/1997	32	32	0.0826	2.64	5755	48.7795%	Fecal		CFU/100 mL	200	-	12,936.5
5439000	7/2/1998	32	32	0.0826	2.64	5755	48.7795%	Fecal		CFU/100 mL	200	-	12,936.5
5439000	8/4/1998	32	32	0.0826	2.64	5755	48.7795%	Fecal		CFU/100 mL	200	-	12,936.5
5439000	3/12/2000	32	32	0.0826	2.64	5755	48.7795%	Fecal		CFU/100 mL	200	-	12,936.5
5439000	8/9/2000	32	32	0.0826	2.64	5755	48.7795%	Fecal		CFU/100 mL	200	-	12,936.5
5439000	5/14/2001	32	32	0.0826	2.64	5755	48.7795%	Fecal		CFU/100 mL	200	-	12,936.5
5439000	5/30/2001	32	32	0.0826	2.64	5755	48.7795%	Fecal		CFU/100 mL	200	-	12,936.5
5439000	4/6/2005	32	32	0.0826	2.64	5755	48.7795%	Fecal		CFU/100 mL	200	-	12,936.5
5439000	1/30/2008	32	32	0.0826	2.64	5755	48.7795%	Fecal		CFU/100 mL	200	-	12,936.5
5439000	2/1/2008	32	32	0.0826	2.64	5755	48.7795%	Fecal		CFU/100 mL	200	-	12,936.5
5439000	2/3/2008	32	32	0.0826	2.64	5755	48.7795%	Fecal		CFU/100 mL	200	-	12,936.5
5439000	11/30/2008	32	32	0.0826	2.64	5755	48.7795%	Fecal		CFU/100 mL	200	-	12,936.5
5439000	1/19/2010	32	32	0.0826	2.64	5755	48.7795%	Fecal		CFU/100 mL	200	-	12,936.5
5439000	4/3/2012	32	32	0.0826	2.64	5755	48.7795%	Fecal		CFU/100 mL	200	-	12,936.5
5439000	2/12/2016	32	32	0.0826	2.64	5755	48.7795%	Fecal		CFU/100 mL	200	-	12,936.5
5439000	4/6/2018	32	32	0.0826	2.64	5755	48.7795%	Fecal		CFU/100 mL	200	-	12,936.5
5439000	4/6/1994	31.9	31.9	0.0826	2.64	5800	49.1609%	Fecal		CFU/100 mL	200	-	12,896.1
5439000	10/22/2008	31.9	31.9	0.0826	2.64	5800	49.1609%	Fecal		CFU/100 mL	200	-	12,896.1
5439000	7/5/2011	31.9	31.9	0.0826	2.64	5800	49.1609%	Fecal		CFU/100 mL	200	-	12,896.1
5439000	7/23/2014	31.9	31.9	0.0826	2.64	5800	49.1609%	Fecal		CFU/100 mL	200	-	12,896.1
5439000	11/2/2015	31.9	31.9	0.0826	2.64	5800	49.1609%	Fecal		CFU/100 mL	200	-	12,896.1
5439000	6/18/2021	31.9	31.9	0.0826	2.64	5800	49.1609%	Fecal		CFU/100 mL	200	-	12,896.1
5439000	11/24/2001	31.8	31.8	0.0826	2.63	5806	49.2117%	Fecal		CFU/100 mL	200	-	12,855.6
5439000	12/1/2008	31.8	31.8	0.0826	2.63	5806	49.2117%	Fecal		CFU/100 mL	200	-	12,855.6
5439000	4/25/2012	31.8	31.8	0.0826	2.63	5806	49.2117%	Fecal		CFU/100 mL	200	-	12,855.6
5439000	3/8/2016	31.8	31.8	0.0826	2.63	5806	49.2117%	Fecal		CFU/100 mL	200	-	12,855.6
5439000	10/30/2001	31.7	31.7	0.0826	2.62	5810	49.2456%	Fecal		CFU/100 mL	200	-	12,815.2
5439000	12/17/2001	31.7	31.7	0.0826	2.62	5810	49.2456%	Fecal		CFU/100 mL	200	-	12,815.2
5439000	11/27/2004	31.7	31.7	0.0826	2.62	5810	49.2456%	Fecal		CFU/100 mL	200	-	12,815.2
5439000	1/23/2007	31.7	31.7	0.0826	2.62	5810	49.2456%	Fecal		CFU/100 mL	200	-	12,815.2
5439000	6/11/2007	31.7	31.7	0.0826	2.62	5810	49.2456%	Fecal		CFU/100 mL	200	-	12,815.2
5439000	7/16/2013	31.7	31.7	0.0826	2.62	5810	49.2456%	Fecal		CFU/100 mL	200	-	12,815.2
5439000	10/19/2014	31.7	31.7	0.0826	2.62	5810	49.2456%	Fecal		CFU/100 mL	200	-	12,815.2
5439000	4/19/2018	31.7	31.7	0.0826	2.62	5810	49.2456%	Fecal		CFU/100 mL	200	-	12,815.2
5439000	6/7/2018	31.7	31.7	0.0826	2.62	5810	49.2456%	Fecal		CFU/100 mL	200	-	12,815.2
5439000	6/29/2002	31.6	31.6	0.0826	2.61	5819	49.3219%	Fecal		CFU/100 mL	200	-	12,774.8
5439000	5/30/2013	31.6	31.6	0.0826	2.61	5819	49.3219%	Fecal		CFU/100 mL	200	-	12,774.8
5439000	12/13/1993	31.5	31.5	0.0826	2.60	5821	49.3389%	Fecal		CFU/100 mL	200	-	12,734.4
5439000	7/13/2003	31.5	31.5	0.0826	2.60	5821	49.3389%	Fecal		CFU/100 mL	200	-	12,734.4
5439000	6/20/2006	31.5	31.5	0.0826	2.60	5821	49.3389%	Fecal		CFU/100 mL	200	-	12,734.4
5439000	5/17/2007	31.5	31.5	0.0826	2.60	5821	49.3389%	Fecal		CFU/100 mL	200	-	12,734.4
5439000	1/20/2010	31.5	31.5	0.0826	2.60	5821	49.3389%	Fecal		CFU/100 mL	200	-	12,734.4
5439000	11/24/2011	31.5	31.5	0.0826	2.60	5821	49.3389%	Fecal		CFU/100 mL	200	-	12,734.4
5439000	5/3/2012	31.5	31.5	0.0826	2.60	5821	49.3389%	Fecal		CFU/100 mL	200	-	12,734.4
5439000	11/17/2013	31.5	31.5	0.0826	2.60	5821	49.3389%	Fecal		CFU/100 mL	200	-	12,734.4
5439000	11/1/2015	31.5	31.5	0.0826	2.60	5821	49.3389%	Fecal		CFU/100 mL	200	-	12,734.4
5439000	6/24/2008	31.4	31.4	0.0826	2.59	5830	49.4152%	Fecal		CFU/100 mL	200	-	12,693.9
5439000	6/26/2008	31.4	31.4	0.0826	2.59	5830	49.4152%	Fecal		CFU/100 mL	200	-	12,693.9
5439000	2/22/2010	31.4	31.4	0.0826	2.59	5830	49.4152%	Fecal		CFU/100 mL	200	-	12,693.9
5439000	8/24/2016	31.4	31.4	0.0826	2.59	5830	49.4152%	Fecal		CFU/100 mL	200	-	12,693.9
5439000	3/23/2005	31.3	31.3	0.0826	2.59	5834	49.4491%	Fecal		CFU/100 mL	200	-	12,653.5
5439000	3/16/2006	31.3	31.3	0.0826	2.59	5834	49.4491%	Fecal		CFU/100 mL	200	-	12,653.5
5439000	4/24/2006	31.3	31.3	0.0826	2.59	5834	49.4491%	Fecal		CFU/100 mL	200	-	12,653.5
5439000	6/29/2008	31.3	31.3	0.0826	2.59	5834	49.4491%	Fecal		CFU/100 mL	200	-	12,653.5
5439000	12/23/2009	31.3	31.3	0.0826	2.59	5834	49.4491%	Fecal		CFU/100 mL	200	-	12,653.5
5439000	5/29/2013	31.3	31.3	0.0826	2.59	5834	49.4491%	Fecal		CFU/100 mL	200	-	12,653.5
5439000	6/30/2017	31.3	31.3	0.0826	2.59	5834	49.4491%	Fecal		CFU/100 mL	200	-	12,653.5
5439000	7/15/2003	31.2	31.2	0.0826	2.58	5841	49.5084%	Fecal		CFU/100 mL	200	-	12,613.1
5439000	7/2/2004	31.2	31.2	0.0826	2.58	5841	49.5084%	Fecal		CFU/100 mL	200	-	12,613.1
5439000	4/23/2012	31.2	31.2	0.0826	2.58	5841	49.5084%	Fecal		CFU/100 mL	200	-	12,613.1
5439000	7/28/2015	31.2	31.2	0.0826	2.58	5841	49.5084%	Fecal		CFU/100 mL	200	-	12,613.1
5439000	6/22/2007	31.1	31.1	0.0826	2.57	5845	49.5423%	Fecal		CFU/100 mL	200	-	12,572.6
5439000	1/21/2010	31.1	31.1	0.0826	2.57	5845	49.5423%	Fecal		CFU/100 mL	200	-	12,572.6
5439000	7/14/2010	31.1	31.1	0.0826	2.57	5845	49.5423%	Fecal		CFU/100 mL	200	-	12,572.6
5439000	5/30/2012	31.1	31.1	0.0826	2.57	5845	49.5423%	Fecal		CFU/100 mL	200	-	12,572.6
5439000	1/25/1990	31	31	0.0826	2.56	5849	49.5762%	Fecal		CFU/100 mL	200	-	12,532.2
5439000	7/15/1990	31	31	0.0826	2.56	5849	49.5762%	Fecal		CFU/100 mL	200	-	12,532.2
5439000	11/20/1990	31	31	0.0826	2.56	5849	49.5762%	Fecal		CFU/100 mL	200	-	12,532.2
5439000	1/11/1991	31	31	0.0826	2.56	5849	49.5762%	Fecal		CFU/100 mL	200	-	12,532.2
5439000	2/27/1991	31	31	0.0826	2.56	5849	49.5762%	Fecal		CFU/100 mL	200	-	12,532.2
5439000	6/21/1991	31	31	0.0826	2.56	5849	49.5762%	Fecal		CFU/100 mL	200	-	12,532.2
5439000	6/22/1991	31	31	0.0826	2.56	5849	49.5762%	Fecal		CFU/100 mL	200	-	12,532.2
5439000	11/23/1991	31	31	0.0826	2.56	5849	49.5762%	Fecal		CFU/100 mL	200	-	12,532.2
5439000	5/14/1992	31	31	0.0826	2.56	5849	49.5762%	Fecal		CFU/100 mL	200	-	12,532.2
5439000	9/13/1992	31	31	0.0826	2.56	5849	49.5762%	Fecal		CFU/100 mL	200	-	12,532.2
5439000	2/23/1993	31	31	0.0826	2.56	5849	49.5762%	Fecal		CFU/100 mL	200	-	12,532.2
5439000	2/25/1993	31	31	0.0826	2.56	5849	49.5762%	Fecal		CFU/100 mL	200	-	12,532.2
5439000	2/26/1993	31	31	0.0826	2.56	5849	49.5762%	Fecal		CFU/100 mL	200	-	12,532.2
5439000	7/17/1993	31	31	0.0826	2.56	5849	49.5762%	Fecal		CFU/100 mL	200	-	12,532.2
5439000	8/9/1993	31	31	0.0826	2.56	5849	49.5762%	Fecal		CFU/100 mL	200	-	12,532.2
5439000	8/10/1993	31	31	0.0826	2.56	5849	49.5762%	Fecal		CFU/100 mL	200	-	12,532.2
5439000	7/10/1995	31	31	0.0826	2.56	5849	49.5762%	Fecal		CFU/100 mL	200	-	12,532.2

Gage ID	Date	Discharge (CFS)	Gage Discharge (less Surrogate NPDES) (CFS)	Watershed Area Ratio	Calculated flow (CFS)	Rank	Flow Exceedance %	Parameter	Results	Units (mg or micro_gram	Limit/Standard	Actual Load (million colonies/day)	Allowable Load (million colonies/day)
5439000	6/8/1997	31	31	0.0826	2.56	5849	49.5762%	Fecal		CFU/100 mL	200	-	12,532.2
5439000	6/11/1997	31	31	0.0826	2.56	5849	49.5762%	Fecal		CFU/100 mL	200	-	12,532.2
5439000	6/17/1997	31	31	0.0826	2.56	5849	49.5762%	Fecal		CFU/100 mL	200	-	12,532.2
5439000	8/15/1997	31	31	0.0826	2.56	5849	49.5762%	Fecal		CFU/100 mL	200	-	12,532.2
5439000	1/20/1998	31	31	0.0826	2.56	5849	49.5762%	Fecal		CFU/100 mL	200	-	12,532.2
5439000	11/24/1998	31	31	0.0826	2.56	5849	49.5762%	Fecal		CFU/100 mL	200	-	12,532.2
5439000	9/27/1999	31	31	0.0826	2.56	5849	49.5762%	Fecal		CFU/100 mL	200	-	12,532.2
5439000	3/13/2000	31	31	0.0826	2.56	5849	49.5762%	Fecal		CFU/100 mL	200	-	12,532.2
5439000	7/20/2000	31	31	0.0826	2.56	5849	49.5762%	Fecal		CFU/100 mL	200	-	12,532.2
5439000	7/31/2000	31	31	0.0826	2.56	5849	49.5762%	Fecal		CFU/100 mL	200	-	12,532.2
5439000	8/2/2000	31	31	0.0826	2.56	5849	49.5762%	Fecal		CFU/100 mL	200	-	12,532.2
5439000	5/13/2001	31	31	0.0826	2.56	5849	49.5762%	Fecal		CFU/100 mL	200	-	12,532.2
5439000	5/16/2001	31	31	0.0826	2.56	5849	49.5762%	Fecal		CFU/100 mL	200	-	12,532.2
5439000	1/31/2008	31	31	0.0826	2.56	5849	49.5762%	Fecal		CFU/100 mL	200	-	12,532.2
5439000	12/20/2009	31	31	0.0826	2.56	5849	49.5762%	Fecal		CFU/100 mL	200	-	12,532.2
5439000	2/28/2016	31	31	0.0826	2.56	5849	49.5762%	Fecal		CFU/100 mL	200	-	12,532.2
5439000	5/8/2004	30.9	30.9	0.0826	2.55	5882	49.8559%	Fecal		CFU/100 mL	200	-	12,491.8
5439000	1/27/2007	30.9	30.9	0.0826	2.55	5882	49.8559%	Fecal		CFU/100 mL	200	-	12,491.8
5439000	7/11/2011	30.9	30.9	0.0826	2.55	5882	49.8559%	Fecal		CFU/100 mL	200	-	12,491.8
5439000	11/25/2011	30.9	30.9	0.0826	2.55	5882	49.8559%	Fecal		CFU/100 mL	200	-	12,491.8
5439000	2/18/2016	30.9	30.9	0.0826	2.55	5882	49.8559%	Fecal		CFU/100 mL	200	-	12,491.8
5439000	6/27/2017	30.9	30.9	0.0826	2.55	5882	49.8559%	Fecal		CFU/100 mL	200	-	12,491.8
5439000	11/7/1993	30.8	30.8	0.0826	2.54	5888	49.9068%	Fecal		CFU/100 mL	200	-	12,451.4
5439000	4/7/2005	30.8	30.8	0.0826	2.54	5888	49.9068%	Fecal		CFU/100 mL	200	-	12,451.4
5439000	5/27/2013	30.8	30.8	0.0826	2.54	5888	49.9068%	Fecal		CFU/100 mL	200	-	12,451.4
5439000	7/2/2006	30.7	30.7	0.0826	2.54	5891	49.9322%	Fecal		CFU/100 mL	200	-	12,410.9
5439000	1/22/2010	30.7	30.7	0.0826	2.54	5891	49.9322%	Fecal		CFU/100 mL	200	-	12,410.9
5439000	4/4/2013	30.7	30.7	0.0826	2.54	5891	49.9322%	Fecal		CFU/100 mL	200	-	12,410.9
5439000	8/7/2017	30.7	30.7	0.0826	2.54	5891	49.9322%	Fecal		CFU/100 mL	200	-	12,410.9
5439000	12/21/2019	30.7	30.7	0.0826	2.54	5891	49.9322%	Fecal		CFU/100 mL	200	-	12,410.9
5439000	4/28/2021	30.7	30.7	0.0826	2.54	5891	49.9322%	Fecal		CFU/100 mL	200	-	12,410.9
5439000	5/9/2004	30.6	30.6	0.0826	2.53	5897	49.9830%	Fecal		CFU/100 mL	200	-	12,370.5
5439000	4/22/2005	30.6	30.6	0.0826	2.53	5897	49.9830%	Fecal		CFU/100 mL	200	-	12,370.5
5439000	3/14/2022	17.3	17.3	0.1459	2.52	5899	50.0000%	Fecal		CFU/100 mL	200	-	12,354.9
5439000	11/19/1993	30.5	30.5	0.0826	2.52	5900	50.0085%	Fecal		CFU/100 mL	200	-	12,330.1
5439000	6/7/2010	30.5	30.5	0.0826	2.52	5900	50.0085%	Fecal		CFU/100 mL	200	-	12,330.1
5439000	7/28/2016	30.5	30.5	0.0826	2.52	5900	50.0085%	Fecal		CFU/100 mL	200	-	12,330.1
5439000	12/16/2001	30.4	30.4	0.0826	2.51	5903	50.0339%	Fecal		CFU/100 mL	200	-	12,289.7
5439000	7/6/2004	30.4	30.4	0.0826	2.51	5903	50.0339%	Fecal		CFU/100 mL	200	-	12,289.7
5439000	11/8/1993	30.3	30.3	0.0826	2.50	5905	50.0509%	Fecal		CFU/100 mL	200	-	12,249.2
5439000	12/19/2001	30.3	30.3	0.0826	2.50	5905	50.0509%	Fecal		CFU/100 mL	200	-	12,249.2
5439000	7/31/2007	30.3	30.3	0.0826	2.50	5905	50.0509%	Fecal		CFU/100 mL	200	-	12,249.2
5439000	4/7/2013	30.3	30.3	0.0826	2.50	5905	50.0509%	Fecal		CFU/100 mL	200	-	12,249.2
5439000	7/13/2018	30.3	30.3	0.0826	2.50	5905	50.0509%	Fecal		CFU/100 mL	200	-	12,249.2
5439000	12/22/2019	30.3	30.3	0.0826	2.50	5905	50.0509%	Fecal		CFU/100 mL	200	-	12,249.2
5439000	7/11/2020	30.3	30.3	0.0826	2.50	5905	50.0509%	Fecal		CFU/100 mL	200	-	12,249.2
5439000	12/18/2001	30.2	30.2	0.0826	2.49	5912	50.1102%	Fecal		CFU/100 mL	200	-	12,208.8
5439000	5/26/2012	30.2	30.2	0.0826	2.49	5912	50.1102%	Fecal		CFU/100 mL	200	-	12,208.8
5439000	6/5/2012	30.2	30.2	0.0826	2.49	5912	50.1102%	Fecal		CFU/100 mL	200	-	12,208.8
5439000	4/24/2014	30.2	30.2	0.0826	2.49	5912	50.1102%	Fecal		CFU/100 mL	200	-	12,208.8
5439000	12/8/2017	30.2	30.2	0.0826	2.49	5912	50.1102%	Fecal		CFU/100 mL	200	-	12,208.8
5439000	7/12/2018	30.2	30.2	0.0826	2.49	5912	50.1102%	Fecal		CFU/100 mL	200	-	12,208.8
5439000	11/28/2001	30.1	30.1	0.0826	2.49	5918	50.1610%	Fecal		CFU/100 mL	200	-	12,168.4
5439000	6/30/2002	30.1	30.1	0.0826	2.49	5918	50.1610%	Fecal		CFU/100 mL	200	-	12,168.4
5439000	4/25/2006	30.1	30.1	0.0826	2.49	5918	50.1610%	Fecal		CFU/100 mL	200	-	12,168.4
5439000	6/18/2007	30.1	30.1	0.0826	2.49	5918	50.1610%	Fecal		CFU/100 mL	200	-	12,168.4
5439000	12/13/2016	30.1	30.1	0.0826	2.49	5918	50.1610%	Fecal		CFU/100 mL	200	-	12,168.4
5439000	7/13/1990	30	30	0.0826	2.48	5923	50.2034%	Fecal		CFU/100 mL	200	-	12,128.0
5439000	8/8/1990	30	30	0.0826	2.48	5923	50.2034%	Fecal		CFU/100 mL	200	-	12,128.0
5439000	11/23/1990	30	30	0.0826	2.48	5923	50.2034%	Fecal		CFU/100 mL	200	-	12,128.0
5439000	11/24/1990	30	30	0.0826	2.48	5923	50.2034%	Fecal		CFU/100 mL	200	-	12,128.0
5439000	1/13/1991	30	30	0.0826	2.48	5923	50.2034%	Fecal		CFU/100 mL	200	-	12,128.0
5439000	2/2/1991	30	30	0.0826	2.48	5923	50.2034%	Fecal		CFU/100 mL	200	-	12,128.0
5439000	12/31/1991	30	30	0.0826	2.48	5923	50.2034%	Fecal		CFU/100 mL	200	-	12,128.0
5439000	1/1/1992	30	30	0.0826	2.48	5923	50.2034%	Fecal		CFU/100 mL	200	-	12,128.0
5439000	2/3/1992	30	30	0.0826	2.48	5923	50.2034%	Fecal		CFU/100 mL	200	-	12,128.0
5439000	2/7/1992	30	30	0.0826	2.48	5923	50.2034%	Fecal		CFU/100 mL	200	-	12,128.0
5439000	2/8/1992	30	30	0.0826	2.48	5923	50.2034%	Fecal		CFU/100 mL	200	-	12,128.0
5439000	4/8/1992	30	30	0.0826	2.48	5923	50.2034%	Fecal		CFU/100 mL	200	-	12,128.0
5439000	5/15/1992	30	30	0.0826	2.48	5923	50.2034%	Fecal		CFU/100 mL	200	-	12,128.0
5439000	9/27/1992	30	30	0.0826	2.48	5923	50.2034%	Fecal		CFU/100 mL	200	-	12,128.0
5439000	2/16/1993	30	30	0.0826	2.48	5923	50.2034%	Fecal		CFU/100 mL	200	-	12,128.0
5439000	2/27/1993	30	30	0.0826	2.48	5923	50.2034%	Fecal		CFU/100 mL	200	-	12,128.0
5439000	8/5/1993	30	30	0.0826	2.48	5923	50.2034%	Fecal		CFU/100 mL	200	-	12,128.0
5439000	12/11/1993	30	30	0.0826	2.48	5923	50.2034%	Fecal		CFU/100 mL	200	-	12,128.0
5439000	1/4/1994	30	30	0.0826	2.48	5923	50.2034%	Fecal		CFU/100 mL	200	-	12,128.0
5439000	2/16/1995	30	30	0.0826	2.48	5923	50.2034%	Fecal		CFU/100 mL	200	-	12,128.0
5439000	7/3/1995	30	30	0.0826	2.48	5923	50.2034%	Fecal		CFU/100 mL	200	-	12,128.0
5439000	8/16/1995	30	30	0.0826	2.48	5923	50.2034%	Fecal		CFU/100 mL	200	-	12,128.0
5439000	12/1/1995	30	30	0.0826	2.48	5923	50.2034%	Fecal		CFU/100 mL	200	-	12,128.0
5439000	12/3/1995	30	30	0.0826	2.48	5923	50.2034%	Fecal		CFU/100 mL	200	-	12,128.0
5439000	2/14/1996	30	30	0.0826	2.48	5923	50.2034%	Fecal		CFU/100 mL	200	-	12,128.0
5439000	4/16/1996	30	30	0.0826	2.48	5923	50.2034%	Fecal		CFU/100 mL	200	-	12,128.0
5439000	4/20/1996	30	30	0.0826	2.48	5923	50.2034%	Fecal		CFU/100 mL	200	-	12,128.0
5439000	5/2/1996	30	30	0.0826	2.48	5923	50.2034%	Fecal		CFU/100 mL	200	-	12,128.0
5439000	5/3/1996	30	30	0.0826	2.48	5923	50.2034%	Fecal		CFU/100 mL	200	-	12,128.0
5439000	8/28/1996	30	30	0.0826	2.48	5923	50.2034%	Fecal		CFU/100 mL	200	-	12,128.0
5439000	9/26/1996	30	30	0.0826	2.48	5923	50.2034%	Fecal		CFU/100 mL	200	-	12,128.0
5439000	1/10/1997	30	30	0.0826	2.48	5923	50.2034%	Fecal		CFU/100 mL	200	-	12,128.0
5439000	6/5/1997	30	30	0.0826	2.48	5923	50.2034%	Fecal		CFU/100 mL	200	-	12,128.0
5439000	6/6/1997	30	30	0.0826	2.48	5923	50.2034%	Fecal		CFU/100 mL	200	-	12,128.0
5439000	6/15/1997	30	30	0.0826	2.48	5923	50.2034%	Fecal		CFU/100 mL	200	-	12,128.0
5439000	2/1/1998	30	30	0.0826	2.48	5923	50.2034%	Fecal		CFU/100 mL	200	-	12,128.0
5439000	7/15/1998	30	30	0.0826	2.48	5923	50.2034%	Fecal		CFU/100 mL	200	-	12,128.0
5439000	11/4/1998	30	30	0.0826	2.48	5923	50.2034%	Fecal		CFU/100 mL	200	-	12,128.0
5439000	11/26/1998	30	30	0.0826	2.48	5923	50.2034%	Fecal		CFU/100 mL	200	-	12,128.0
5439000	8/24/1999	30	30	0.0826	2.48	5923	50.2034%	Fecal		CFU/100 mL	200	-	12,128.0
5439000	12/5/1999	30	30	0.0826	2.48	5923	50.2034%	Fecal		CFU/100 mL	200	-	12,128.0
5439000	3/14/2000	30	30	0.0826	2.48	5923	50.2034%	Fecal		CFU/100 mL	200	-	12,128.0
5439000	3/15/2000	30	30	0.0826	2.48	5923	50.2034%	Fecal		CFU/100 mL	200	-	12,128.0
5439000	8/5/2000	30	30	0.0826	2.48	5923	50.2034%	Fecal		CFU/100 mL	200	-	12,128.0
5439000	9/22/2000	30	30	0.0826	2.48	5923	50.2034%	Fecal		CFU/100 mL	200	-	12,128.0
5439000	6/25/2001	30	30	0.0826	2.48	5923	50.2034%	Fecal		CFU/100 mL	200	-	12,128.0
5439000	9/21/2001	30	30	0.0826	2.48	5923	50.2034%	Fecal		CFU/100 mL	200	-	12,128.0
5439000	6/9/2003	30	30	0.0826	2.48	5923	50.2034%	Fecal		CFU/100 mL	200	-	12,128.0
5439000	1/21/2005	30	30	0.0826	2.48	5923	50.2034%	Fecal		CFU/100 mL	200	-	12,128.0
5439000	2/4/2008	30	30	0.0826	2.48	5923	50.2034%	Fecal		CFU/100 mL	200	-	12,128.0
5439000	2/7/2008	30	30	0.0826	2.48	5923	50.2034%	Fecal		CFU/100 mL	200	-	12,128.0
5439000	2/25/2008	30	30	0.0826	2.48	5923	50.2034%	Fecal		CFU/100 mL	200	-	12,128.0
5439000	3/1/2008	30	30	0.0826	2.48	5923	50.2034%	Fecal		CFU/100 mL	200	-	12,128.0
5439000	5/9/2008	30	30	0.0826	2.48	5923	50.2034%	Fecal		CFU/100 mL	200	-	12,128.0
5439000	1/6/2011	30	30	0.0826	2.48	5923	50.2034%	Fecal		CFU/100 mL	200	-	12,128.0
5439000	2/14/2011	30	30	0.0826	2.48	5923	50.2034%	Fecal		CFU/100 mL	200	-	12,128.0
5439000	7/6/2011	30	30	0.0826	2.48	5923	50.2034%	Fecal		CFU/100 mL	200	-	12,128.0
5439000	5/27/2012	30	30	0.0826	2.48	5923	50.2034%	Fecal		CFU/100 mL	200	-	12,128.0

Gage ID	Date	Discharge (CFS)	Gage Discharge (less Surrogate NPDES) (CFS)	Watershed Area Ratio	Calculated flow (CFS)	Rank	Flow Exceedance %	Parameter	Results	Units (mg or micro_gram	Limit/Standard	Actual Load (million colonies/day)	Allowable Load (million colonies/day)
5439000	4/23/2014	30	30	0.0826	2.48	5923	50.2034%	Fecal		CFU/100 mL	200	-	12,128.0
5439000	1/11/2017	30	30	0.0826	2.48	5923	50.2034%	Fecal		CFU/100 mL	200	-	12,128.0
5439000	2/17/2018	30	30	0.0826	2.48	5923	50.2034%	Fecal		CFU/100 mL	200	-	12,128.0
5439000	3/22/2018	30	30	0.0826	2.48	5923	50.2034%	Fecal		CFU/100 mL	200	-	12,128.0
5439000	12/1/2001	29.9	29.9	0.0826	2.47	5985	50.7289%	Fecal		CFU/100 mL	200	-	12,087.5
5439000	3/23/2004	29.9	29.9	0.0826	2.47	5985	50.7289%	Fecal		CFU/100 mL	200	-	12,087.5
5439000	12/25/2016	29.9	29.9	0.0826	2.47	5985	50.7289%	Fecal		CFU/100 mL	200	-	12,087.5
5439000	12/23/2019	29.9	29.9	0.0826	2.47	5985	50.7289%	Fecal		CFU/100 mL	200	-	12,087.5
5439000	6/25/2020	29.9	29.9	0.0826	2.47	5985	50.7289%	Fecal		CFU/100 mL	200	-	12,087.5
5439000	4/26/1994	29.8	29.8	0.0826	2.46	5990	50.7713%	Fecal		CFU/100 mL	200	-	12,047.1
5439000	11/28/2008	29.8	29.8	0.0826	2.46	5990	50.7713%	Fecal		CFU/100 mL	200	-	12,047.1
5439000	9/20/2015	29.8	29.8	0.0826	2.46	5990	50.7713%	Fecal		CFU/100 mL	200	-	12,047.1
5439000	3/24/2018	29.8	29.8	0.0826	2.46	5990	50.7713%	Fecal		CFU/100 mL	200	-	12,047.1
5439000	11/9/2018	29.8	29.8	0.0826	2.46	5990	50.7713%	Fecal		CFU/100 mL	200	-	12,047.1
5439000	5/3/2021	29.8	29.8	0.0826	2.46	5990	50.7713%	Fecal		CFU/100 mL	200	-	12,047.1
5439000	6/6/2021	29.8	29.8	0.0826	2.46	5990	50.7713%	Fecal		CFU/100 mL	200	-	12,047.1
5439000	12/17/2016	29.7	29.7	0.0826	2.45	5997	50.8306%	Fecal		CFU/100 mL	200	-	12,006.7
5439000	3/20/2005	29.6	29.6	0.0826	2.45	5998	50.8391%	Fecal		CFU/100 mL	200	-	11,966.3
5439000	2/29/2008	29.6	29.6	0.0826	2.45	5998	50.8391%	Fecal		CFU/100 mL	200	-	11,966.3
5439000	1/16/2009	29.6	29.6	0.0826	2.45	5998	50.8391%	Fecal		CFU/100 mL	200	-	11,966.3
5439000	2/23/2009	29.6	29.6	0.0826	2.45	5998	50.8391%	Fecal		CFU/100 mL	200	-	11,966.3
5439000	7/29/2015	29.6	29.6	0.0826	2.45	5998	50.8391%	Fecal		CFU/100 mL	200	-	11,966.3
5439000	2/16/2016	29.6	29.6	0.0826	2.45	5998	50.8391%	Fecal		CFU/100 mL	200	-	11,966.3
5439000	7/29/2016	29.6	29.6	0.0826	2.45	5998	50.8391%	Fecal		CFU/100 mL	200	-	11,966.3
5439000	4/29/2021	29.6	29.6	0.0826	2.45	5998	50.8391%	Fecal		CFU/100 mL	200	-	11,966.3
5439000	11/29/2001	29.5	29.5	0.0826	2.44	6006	50.9069%	Fecal		CFU/100 mL	200	-	11,925.8
5439000	2/4/2005	29.5	29.5	0.0826	2.44	6006	50.9069%	Fecal		CFU/100 mL	200	-	11,925.8
5439000	2/23/2010	29.5	29.5	0.0826	2.44	6006	50.9069%	Fecal		CFU/100 mL	200	-	11,925.8
5439000	3/1/2010	29.5	29.5	0.0826	2.44	6006	50.9069%	Fecal		CFU/100 mL	200	-	11,925.8
5439000	5/6/2010	29.5	29.5	0.0826	2.44	6006	50.9069%	Fecal		CFU/100 mL	200	-	11,925.8
5439000	11/14/2017	29.5	29.5	0.0826	2.44	6006	50.9069%	Fecal		CFU/100 mL	200	-	11,925.8
5439000	12/25/2001	29.4	29.4	0.0826	2.43	6012	50.9578%	Fecal		CFU/100 mL	200	-	11,885.4
5439000	3/22/2004	29.4	29.4	0.0826	2.43	6012	50.9578%	Fecal		CFU/100 mL	200	-	11,885.4
5439000	11/9/2016	29.4	29.4	0.0826	2.43	6012	50.9578%	Fecal		CFU/100 mL	200	-	11,885.4
5439000	12/23/2001	29.3	29.3	0.0826	2.42	6015	50.9832%	Fecal		CFU/100 mL	200	-	11,845.0
5439000	4/4/2012	29.3	29.3	0.0826	2.42	6015	50.9832%	Fecal		CFU/100 mL	200	-	11,845.0
5439000	5/29/2014	29.3	29.3	0.0826	2.42	6015	50.9832%	Fecal		CFU/100 mL	200	-	11,845.0
5439000	5/2/2018	29.3	29.3	0.0826	2.42	6015	50.9832%	Fecal		CFU/100 mL	200	-	11,845.0
5439000	11/28/2020	29.3	29.3	0.0826	2.42	6015	50.9832%	Fecal		CFU/100 mL	200	-	11,845.0
5439000	7/9/1994	29.2	29.2	0.0826	2.41	6020	51.0256%	Fecal		CFU/100 mL	200	-	11,804.5
5439000	12/21/2009	29.2	29.2	0.0826	2.41	6020	51.0256%	Fecal		CFU/100 mL	200	-	11,804.5
5439000	12/22/2009	29.2	29.2	0.0826	2.41	6020	51.0256%	Fecal		CFU/100 mL	200	-	11,804.5
5439000	8/13/2010	29.2	29.2	0.0826	2.41	6020	51.0256%	Fecal		CFU/100 mL	200	-	11,804.5
5439000	5/25/2014	29.2	29.2	0.0826	2.41	6020	51.0256%	Fecal		CFU/100 mL	200	-	11,804.5
5439000	7/23/2021	29.2	29.2	0.0826	2.41	6020	51.0256%	Fecal		CFU/100 mL	200	-	11,804.5
5439000	9/8/2015	29.1	29.1	0.0826	2.40	6026	51.0765%	Fecal		CFU/100 mL	200	-	11,764.1
5439000	12/14/2016	29.1	29.1	0.0826	2.40	6026	51.0765%	Fecal		CFU/100 mL	200	-	11,764.1
5439000	1/29/2018	29.1	29.1	0.0826	2.40	6026	51.0765%	Fecal		CFU/100 mL	200	-	11,764.1
5439000	6/8/2018	29.1	29.1	0.0826	2.40	6026	51.0765%	Fecal		CFU/100 mL	200	-	11,764.1
5439000	1/21/1990	29	29	0.0826	2.40	6030	51.1104%	Fecal		CFU/100 mL	200	-	11,723.7
5439000	7/28/1990	29	29	0.0826	2.40	6030	51.1104%	Fecal		CFU/100 mL	200	-	11,723.7
5439000	11/25/1990	29	29	0.0826	2.40	6030	51.1104%	Fecal		CFU/100 mL	200	-	11,723.7
5439000	1/7/1991	29	29	0.0826	2.40	6030	51.1104%	Fecal		CFU/100 mL	200	-	11,723.7
5439000	1/9/1991	29	29	0.0826	2.40	6030	51.1104%	Fecal		CFU/100 mL	200	-	11,723.7
5439000	2/10/1992	29	29	0.0826	2.40	6030	51.1104%	Fecal		CFU/100 mL	200	-	11,723.7
5439000	5/16/1992	29	29	0.0826	2.40	6030	51.1104%	Fecal		CFU/100 mL	200	-	11,723.7
5439000	9/26/1992	29	29	0.0826	2.40	6030	51.1104%	Fecal		CFU/100 mL	200	-	11,723.7
5439000	9/28/1992	29	29	0.0826	2.40	6030	51.1104%	Fecal		CFU/100 mL	200	-	11,723.7
5439000	2/28/1993	29	29	0.0826	2.40	6030	51.1104%	Fecal		CFU/100 mL	200	-	11,723.7
5439000	3/1/1993	29	29	0.0826	2.40	6030	51.1104%	Fecal		CFU/100 mL	200	-	11,723.7
5439000	11/29/1993	29	29	0.0826	2.40	6030	51.1104%	Fecal		CFU/100 mL	200	-	11,723.7
5439000	4/7/1994	29	29	0.0826	2.40	6030	51.1104%	Fecal		CFU/100 mL	200	-	11,723.7
5439000	3/6/1995	29	29	0.0826	2.40	6030	51.1104%	Fecal		CFU/100 mL	200	-	11,723.7
5439000	11/5/1995	29	29	0.0826	2.40	6030	51.1104%	Fecal		CFU/100 mL	200	-	11,723.7
5439000	7/10/1996	29	29	0.0826	2.40	6030	51.1104%	Fecal		CFU/100 mL	200	-	11,723.7
5439000	6/9/1997	29	29	0.0826	2.40	6030	51.1104%	Fecal		CFU/100 mL	200	-	11,723.7
5439000	6/30/1997	29	29	0.0826	2.40	6030	51.1104%	Fecal		CFU/100 mL	200	-	11,723.7
5439000	7/5/1999	29	29	0.0826	2.40	6030	51.1104%	Fecal		CFU/100 mL	200	-	11,723.7
5439000	5/27/2000	29	29	0.0826	2.40	6030	51.1104%	Fecal		CFU/100 mL	200	-	11,723.7
5439000	5/28/2000	29	29	0.0826	2.40	6030	51.1104%	Fecal		CFU/100 mL	200	-	11,723.7
5439000	4/15/2004	29	29	0.0826	2.40	6030	51.1104%	Fecal		CFU/100 mL	200	-	11,723.7
5439000	3/24/2005	29	29	0.0826	2.40	6030	51.1104%	Fecal		CFU/100 mL	200	-	11,723.7
5439000	2/8/2008	29	29	0.0826	2.40	6030	51.1104%	Fecal		CFU/100 mL	200	-	11,723.7
5439000	2/26/2008	29	29	0.0826	2.40	6030	51.1104%	Fecal		CFU/100 mL	200	-	11,723.7
5439000	8/12/2010	29	29	0.0826	2.40	6030	51.1104%	Fecal		CFU/100 mL	200	-	11,723.7
5439000	10/31/2015	29	29	0.0826	2.40	6030	51.1104%	Fecal		CFU/100 mL	200	-	11,723.7
5439000	12/15/2020	29	29	0.0826	2.40	6030	51.1104%	Fecal		CFU/100 mL	200	-	11,723.7
5439000	7/9/2004	28.9	28.9	0.0826	2.39	6058	51.3477%	Fecal		CFU/100 mL	200	-	11,683.3
5439000	2/13/2016	28.9	28.9	0.0826	2.39	6058	51.3477%	Fecal		CFU/100 mL	200	-	11,683.3
5439000	7/11/2017	28.9	28.9	0.0826	2.39	6058	51.3477%	Fecal		CFU/100 mL	200	-	11,683.3
5439000	6/4/2006	28.8	28.8	0.0826	2.38	6061	51.3731%	Fecal		CFU/100 mL	200	-	11,642.8
5439000	2/26/2010	28.8	28.8	0.0826	2.38	6061	51.3731%	Fecal		CFU/100 mL	200	-	11,642.8
5439000	11/25/2014	28.8	28.8	0.0826	2.38	6061	51.3731%	Fecal		CFU/100 mL	200	-	11,642.8
5439000	12/1/2014	28.8	28.8	0.0826	2.38	6061	51.3731%	Fecal		CFU/100 mL	200	-	11,642.8
5439000	11/9/1993	28.7	28.7	0.0826	2.37	6065	51.4070%	Fecal		CFU/100 mL	200	-	11,602.4
5439000	4/23/2005	28.7	28.7	0.0826	2.37	6065	51.4070%	Fecal		CFU/100 mL	200	-	11,602.4
5439000	5/24/2013	28.7	28.7	0.0826	2.37	6065	51.4070%	Fecal		CFU/100 mL	200	-	11,602.4
5439000	12/2/2014	28.7	28.7	0.0826	2.37	6065	51.4070%	Fecal		CFU/100 mL	200	-	11,602.4
5439000	7/3/2016	28.7	28.7	0.0826	2.37	6065	51.4070%	Fecal		CFU/100 mL	200	-	11,602.4
5439000	12/18/2016	28.7	28.7	0.0826	2.37	6065	51.4070%	Fecal		CFU/100 mL	200	-	11,602.4
5439000	3/23/2018	28.7	28.7	0.0826	2.37	6065	51.4070%	Fecal		CFU/100 mL	200	-	11,602.4
5439000	4/27/2012	28.6	28.6	0.0826	2.36	6072	51.4664%	Fecal		CFU/100 mL	200	-	11,562.0
5439000	8/22/2013	28.6	28.6	0.0826	2.36	6072	51.4664%	Fecal		CFU/100 mL	200	-	11,562.0
5439000	6/7/2021	28.6	28.6	0.0826	2.36	6072	51.4664%	Fecal		CFU/100 mL	200	-	11,562.0
5439000	11/11/1993	28.5	28.5	0.0826	2.35	6075	51.4918%	Fecal		CFU/100 mL	200	-	11,521.6
5439000	4/16/1994	28.5	28.5	0.0826	2.35	6075	51.4918%	Fecal		CFU/100 mL	200	-	11,521.6
5439000	10/31/2001	28.5	28.5	0.0826	2.35	6075	51.4918%	Fecal		CFU/100 mL	200	-	11,521.6
5439000	7/10/2004	28.5	28.5	0.0826	2.35	6075	51.4918%	Fecal		CFU/100 mL	200	-	11,521.6
5439000	6/6/2012	28.5	28.5	0.0826	2.35	6075	51.4918%	Fecal		CFU/100 mL	200	-	11,521.6
5439000	4/5/2013	28.5	28.5	0.0826	2.35	6075	51.4918%	Fecal		CFU/100 mL	200	-	11,521.6
5439000	2/17/2016	28.5	28.5	0.0826	2.35	6075	51.4918%	Fecal		CFU/100 mL	200	-	11,521.6
5439000	5/22/2005	28.4	28.4	0.0826	2.35	6082	51.5511%	Fecal		CFU/100 mL	200	-	11,481.1
5439000	9/1/2009	28.4	28.4	0.0826	2.35	6082	51.5511%	Fecal		CFU/100 mL	200	-	11,481.1
5439000	12/24/2016	28.4	28.4	0.0826	2.35	6082	51.5511%	Fecal		CFU/100 mL	200	-	11,481.1
5439000	3/22/2005	28.3	28.3	0.0826	2.34	6085	51.5765%	Fecal		CFU/100 mL	200	-	11,440.7
5439000	1/24/2007	28.3	28.3	0.0826	2.34	6085	51.5765%	Fecal		CFU/100 mL	200	-	11,440.7
5439000	7/5/2007	28.3	28.3	0.0826	2.34	6085	51.5765%	Fecal		CFU/100 mL	200	-	11,440.7
5439000	8/18/2009	28.3	28.3	0.0826	2.34	6085	51.5765%	Fecal		CFU/100 mL	200	-	11,440.7
5439000	10/16/2018	28.3	28.3	0.0826	2.34	6085	51.5765%	Fecal		CFU/100 mL	200	-	11,440.7
5439000	2/29/2016	28.2	28.2	0.0826	2.33	6090	51.6189%	Fecal		CFU/100 mL	200	-	11,400.3
5439000	7/11/2016	28.2	28.2	0.0826	2.33	6090	51.6189%	Fecal		CFU/100 mL	200	-	11,400.3
5439000	4/16/2004	28.1	28.1	0.0826	2.32	6092	51.6359%	Fecal		CFU/100 mL	200	-	11,359.9
5439000	6/29/2007	28.1	28.1	0.0826	2.32	6092	51.6359%	Fecal		CFU/100 mL	200	-	11,359.9
5439000	6/27/2008	28.1	28.1	0.0826	2.32	6092	51.6359%	Fecal		CFU/100 mL	200	-	11,359.9
5439000	12/10/2009	28.1	28.1	0.0826	2.32	6092	51.6359%	Fecal		CFU/100 mL	200	-	11,359.9

Gage ID	Date	Discharge (CFS)	Gage Discharge (less Surrogate NPDES) (CFS)	Watershed Area Ratio	Calculated flow (CFS)	Rank	Flow Exceedance %	Parameter	Results	Units (mg or micro_gram	Limit/Standard	Actual Load (million colonies/day)	Allowable Load (million colonies/day)
5439000	4/5/2012	28.1	28.1	0.0826	2.32	6092	51.6359%	Fecal		CFU/100 mL	200	-	11,359.9
5439000	12/24/2018	28.1	28.1	0.0826	2.32	6092	51.6359%	Fecal		CFU/100 mL	200	-	11,359.9
5439000	1/6/1990	28	28	0.0826	2.31	6098	51.6867%	Fecal		CFU/100 mL	200	-	11,319.4
5439000	7/17/1990	28	28	0.0826	2.31	6098	51.6867%	Fecal		CFU/100 mL	200	-	11,319.4
5439000	8/16/1990	28	28	0.0826	2.31	6098	51.6867%	Fecal		CFU/100 mL	200	-	11,319.4
5439000	10/21/1990	28	28	0.0826	2.31	6098	51.6867%	Fecal		CFU/100 mL	200	-	11,319.4
5439000	1/12/1991	28	28	0.0826	2.31	6098	51.6867%	Fecal		CFU/100 mL	200	-	11,319.4
5439000	1/15/1991	28	28	0.0826	2.31	6098	51.6867%	Fecal		CFU/100 mL	200	-	11,319.4
5439000	6/30/1991	28	28	0.0826	2.31	6098	51.6867%	Fecal		CFU/100 mL	200	-	11,319.4
5439000	2/11/1992	28	28	0.0826	2.31	6098	51.6867%	Fecal		CFU/100 mL	200	-	11,319.4
5439000	2/17/1992	28	28	0.0826	2.31	6098	51.6867%	Fecal		CFU/100 mL	200	-	11,319.4
5439000	5/17/1992	28	28	0.0826	2.31	6098	51.6867%	Fecal		CFU/100 mL	200	-	11,319.4
5439000	3/7/1995	28	28	0.0826	2.31	6098	51.6867%	Fecal		CFU/100 mL	200	-	11,319.4
5439000	7/11/1995	28	28	0.0826	2.31	6098	51.6867%	Fecal		CFU/100 mL	200	-	11,319.4
5439000	9/7/1995	28	28	0.0826	2.31	6098	51.6867%	Fecal		CFU/100 mL	200	-	11,319.4
5439000	11/30/1995	28	28	0.0826	2.31	6098	51.6867%	Fecal		CFU/100 mL	200	-	11,319.4
5439000	12/8/1995	28	28	0.0826	2.31	6098	51.6867%	Fecal		CFU/100 mL	200	-	11,319.4
5439000	2/9/1996	28	28	0.0826	2.31	6098	51.6867%	Fecal		CFU/100 mL	200	-	11,319.4
5439000	4/22/1996	28	28	0.0826	2.31	6098	51.6867%	Fecal		CFU/100 mL	200	-	11,319.4
5439000	5/4/1996	28	28	0.0826	2.31	6098	51.6867%	Fecal		CFU/100 mL	200	-	11,319.4
5439000	7/13/1996	28	28	0.0826	2.31	6098	51.6867%	Fecal		CFU/100 mL	200	-	11,319.4
5439000	12/11/1996	28	28	0.0826	2.31	6098	51.6867%	Fecal		CFU/100 mL	200	-	11,319.4
5439000	7/1/1997	28	28	0.0826	2.31	6098	51.6867%	Fecal		CFU/100 mL	200	-	11,319.4
5439000	1/21/1998	28	28	0.0826	2.31	6098	51.6867%	Fecal		CFU/100 mL	200	-	11,319.4
5439000	11/5/1998	28	28	0.0826	2.31	6098	51.6867%	Fecal		CFU/100 mL	200	-	11,319.4
5439000	11/29/1998	28	28	0.0826	2.31	6098	51.6867%	Fecal		CFU/100 mL	200	-	11,319.4
5439000	3/19/2000	28	28	0.0826	2.31	6098	51.6867%	Fecal		CFU/100 mL	200	-	11,319.4
5439000	5/25/2000	28	28	0.0826	2.31	6098	51.6867%	Fecal		CFU/100 mL	200	-	11,319.4
5439000	11/17/2000	28	28	0.0826	2.31	6098	51.6867%	Fecal		CFU/100 mL	200	-	11,319.4
5439000	1/29/2001	28	28	0.0826	2.31	6098	51.6867%	Fecal		CFU/100 mL	200	-	11,319.4
5439000	5/17/2001	28	28	0.0826	2.31	6098	51.6867%	Fecal		CFU/100 mL	200	-	11,319.4
5439000	5/18/2001	28	28	0.0826	2.31	6098	51.6867%	Fecal		CFU/100 mL	200	-	11,319.4
5439000	5/22/2001	28	28	0.0826	2.31	6098	51.6867%	Fecal		CFU/100 mL	200	-	11,319.4
5439000	6/13/2007	28	28	0.0826	2.31	6098	51.6867%	Fecal		CFU/100 mL	200	-	11,319.4
5439000	2/5/2008	28	28	0.0826	2.31	6098	51.6867%	Fecal		CFU/100 mL	200	-	11,319.4
5439000	2/6/2008	28	28	0.0826	2.31	6098	51.6867%	Fecal		CFU/100 mL	200	-	11,319.4
5439000	2/27/2008	28	28	0.0826	2.31	6098	51.6867%	Fecal		CFU/100 mL	200	-	11,319.4
5439000	7/13/2009	28	28	0.0826	2.31	6098	51.6867%	Fecal		CFU/100 mL	200	-	11,319.4
5439000	12/15/2016	28	28	0.0826	2.31	6098	51.6867%	Fecal		CFU/100 mL	200	-	11,319.4
5439000	12/1/1993	27.9	27.9	0.0826	2.30	6135	52.0003%	Fecal		CFU/100 mL	200	-	11,279.0
5439000	6/10/2010	27.9	27.9	0.0826	2.30	6135	52.0003%	Fecal		CFU/100 mL	200	-	11,279.0
5439000	9/29/2011	27.9	27.9	0.0826	2.30	6135	52.0003%	Fecal		CFU/100 mL	200	-	11,279.0
5439000	7/17/2013	27.9	27.9	0.0826	2.30	6135	52.0003%	Fecal		CFU/100 mL	200	-	11,279.0
5439000	12/10/2017	27.9	27.9	0.0826	2.30	6135	52.0003%	Fecal		CFU/100 mL	200	-	11,279.0
5439000	5/2/2021	27.9	27.9	0.0826	2.30	6135	52.0003%	Fecal		CFU/100 mL	200	-	11,279.0
5439000	6/10/2021	27.9	27.9	0.0826	2.30	6135	52.0003%	Fecal		CFU/100 mL	200	-	11,279.0
5439000	12/14/2007	27.8	27.8	0.0826	2.30	6142	52.0597%	Fecal		CFU/100 mL	200	-	11,238.6
5439000	5/26/2013	27.8	27.8	0.0826	2.30	6142	52.0597%	Fecal		CFU/100 mL	200	-	11,238.6
5439000	12/16/2016	27.8	27.8	0.0826	2.30	6142	52.0597%	Fecal		CFU/100 mL	200	-	11,238.6
5439000	4/8/1994	27.7	27.7	0.0826	2.29	6145	52.0851%	Fecal		CFU/100 mL	200	-	11,198.1
5439000	4/8/2006	27.7	27.7	0.0826	2.29	6145	52.0851%	Fecal		CFU/100 mL	200	-	11,198.1
5439000	10/3/2006	27.7	27.7	0.0826	2.29	6145	52.0851%	Fecal		CFU/100 mL	200	-	11,198.1
5439000	2/27/2010	27.7	27.7	0.0826	2.29	6145	52.0851%	Fecal		CFU/100 mL	200	-	11,198.1
5439000	10/17/2012	27.7	27.7	0.0826	2.29	6145	52.0851%	Fecal		CFU/100 mL	200	-	11,198.1
5439000	5/27/2014	27.7	27.7	0.0826	2.29	6145	52.0851%	Fecal		CFU/100 mL	200	-	11,198.1
5439000	12/25/2019	27.7	27.7	0.0826	2.29	6145	52.0851%	Fecal		CFU/100 mL	200	-	11,198.1
5439000	11/10/1993	27.6	27.6	0.0826	2.28	6152	52.1444%	Fecal		CFU/100 mL	200	-	11,157.7
5439000	12/11/2004	27.6	27.6	0.0826	2.28	6152	52.1444%	Fecal		CFU/100 mL	200	-	11,157.7
5439000	6/14/2007	27.6	27.6	0.0826	2.28	6152	52.1444%	Fecal		CFU/100 mL	200	-	11,157.7
5439000	12/24/2019	27.6	27.6	0.0826	2.28	6152	52.1444%	Fecal		CFU/100 mL	200	-	11,157.7
5439000	2/15/2016	27.5	27.5	0.0826	2.27	6156	52.1783%	Fecal		CFU/100 mL	200	-	11,117.3
5439000	11/10/2016	27.5	27.5	0.0826	2.27	6156	52.1783%	Fecal		CFU/100 mL	200	-	11,117.3
5439000	1/10/2017	27.5	27.5	0.0826	2.27	6156	52.1783%	Fecal		CFU/100 mL	200	-	11,117.3
5439000	9/19/2007	27.4	27.4	0.0826	2.26	6159	52.2038%	Fecal		CFU/100 mL	200	-	11,076.9
5439000	7/7/2008	27.4	27.4	0.0826	2.26	6159	52.2038%	Fecal		CFU/100 mL	200	-	11,076.9
5439000	2/26/2016	27.4	27.4	0.0826	2.26	6159	52.2038%	Fecal		CFU/100 mL	200	-	11,076.9
5439000	2/27/2016	27.4	27.4	0.0826	2.26	6159	52.2038%	Fecal		CFU/100 mL	200	-	11,076.9
5439000	7/30/2016	27.4	27.4	0.0826	2.26	6159	52.2038%	Fecal		CFU/100 mL	200	-	11,076.9
5439000	5/4/2021	27.4	27.4	0.0826	2.26	6159	52.2038%	Fecal		CFU/100 mL	200	-	11,076.9
5439000	2/10/2010	27.3	27.3	0.0826	2.26	6165	52.2546%	Fecal		CFU/100 mL	200	-	11,036.4
5439000	7/10/2010	27.3	27.3	0.0826	2.26	6165	52.2546%	Fecal		CFU/100 mL	200	-	11,036.4
5439000	4/9/1994	27.2	27.2	0.0826	2.25	6167	52.2716%	Fecal		CFU/100 mL	200	-	10,996.0
5439000	7/7/2004	27.2	27.2	0.0826	2.25	6167	52.2716%	Fecal		CFU/100 mL	200	-	10,996.0
5439000	3/21/2005	27.2	27.2	0.0826	2.25	6167	52.2716%	Fecal		CFU/100 mL	200	-	10,996.0
5439000	6/23/2006	27.2	27.2	0.0826	2.25	6167	52.2716%	Fecal		CFU/100 mL	200	-	10,996.0
5439000	6/7/2012	27.2	27.2	0.0826	2.25	6167	52.2716%	Fecal		CFU/100 mL	200	-	10,996.0
5439000	12/19/2016	27.2	27.2	0.0826	2.25	6167	52.2716%	Fecal		CFU/100 mL	200	-	10,996.0
5439000	12/23/2016	27.2	27.2	0.0826	2.25	6167	52.2716%	Fecal		CFU/100 mL	200	-	10,996.0
5439000	7/17/2018	27.2	27.2	0.0826	2.25	6167	52.2716%	Fecal		CFU/100 mL	200	-	10,996.0
5439000	7/21/2020	27.2	27.2	0.0826	2.25	6167	52.2716%	Fecal		CFU/100 mL	200	-	10,996.0
5439000	11/17/1993	27.1	27.1	0.0826	2.24	6176	52.3479%	Fecal		CFU/100 mL	200	-	10,955.6
5439000	5/10/2008	27.1	27.1	0.0826	2.24	6176	52.3479%	Fecal		CFU/100 mL	200	-	10,955.6
5439000	12/20/2016	27.1	27.1	0.0826	2.24	6176	52.3479%	Fecal		CFU/100 mL	200	-	10,955.6
5439000	12/21/2016	27.1	27.1	0.0826	2.24	6176	52.3479%	Fecal		CFU/100 mL	200	-	10,955.6
5439000	12/22/2016	27.1	27.1	0.0826	2.24	6176	52.3479%	Fecal		CFU/100 mL	200	-	10,955.6
5439000	3/26/2018	27.1	27.1	0.0826	2.24	6176	52.3479%	Fecal		CFU/100 mL	200	-	10,955.6
5439000	7/18/1990	27	27	0.0826	2.23	6182	52.3987%	Fecal		CFU/100 mL	200	-	10,915.2
5439000	8/30/1990	27	27	0.0826	2.23	6182	52.3987%	Fecal		CFU/100 mL	200	-	10,915.2
5439000	1/10/1991	27	27	0.0826	2.23	6182	52.3987%	Fecal		CFU/100 mL	200	-	10,915.2
5439000	1/14/1991	27	27	0.0826	2.23	6182	52.3987%	Fecal		CFU/100 mL	200	-	10,915.2
5439000	6/23/1991	27	27	0.0826	2.23	6182	52.3987%	Fecal		CFU/100 mL	200	-	10,915.2
5439000	11/25/1991	27	27	0.0826	2.23	6182	52.3987%	Fecal		CFU/100 mL	200	-	10,915.2
5439000	2/13/1992	27	27	0.0826	2.23	6182	52.3987%	Fecal		CFU/100 mL	200	-	10,915.2
5439000	5/23/1992	27	27	0.0826	2.23	6182	52.3987%	Fecal		CFU/100 mL	200	-	10,915.2
5439000	8/1/1992	27	27	0.0826	2.23	6182	52.3987%	Fecal		CFU/100 mL	200	-	10,915.2
5439000	8/3/1992	27	27	0.0826	2.23	6182	52.3987%	Fecal		CFU/100 mL	200	-	10,915.2
5439000	9/17/1992	27	27	0.0826	2.23	6182	52.3987%	Fecal		CFU/100 mL	200	-	10,915.2
5439000	9/23/1992	27	27	0.0826	2.23	6182	52.3987%	Fecal		CFU/100 mL	200	-	10,915.2
5439000	1/5/1994	27	27	0.0826	2.23	6182	52.3987%	Fecal		CFU/100 mL	200	-	10,915.2
5439000	2/17/1995	27	27	0.0826	2.23	6182	52.3987%	Fecal		CFU/100 mL	200	-	10,915.2
5439000	2/18/1995	27	27	0.0826	2.23	6182	52.3987%	Fecal		CFU/100 mL	200	-	10,915.2
5439000	12/2/1995	27	27	0.0826	2.23	6182	52.3987%	Fecal		CFU/100 mL	200	-	10,915.2
5439000	12/5/1995	27	27	0.0826	2.23	6182	52.3987%	Fecal		CFU/100 mL	200	-	10,915.2
5439000	1/18/1996	27	27	0.0826	2.23	6182	52.3987%	Fecal		CFU/100 mL	200	-	10,915.2
5439000	2/29/1996	27	27	0.0826	2.23	6182	52.3987%	Fecal		CFU/100 mL	200	-	10,915.2
5439000	7/12/1996	27	27	0.0826	2.23	6182	52.3987%	Fecal		CFU/100 mL	200	-	10,915.2
5439000	7/15/1996	27	27	0.0826	2.23	6182	52.3987%	Fecal		CFU/100 mL	200	-	10,915.2
5439000	6/10/1997	27	27	0.0826	2.23	6182	52.3987%	Fecal		CFU/100 mL	200	-	10,915.2
5439000	6/18/1997	27	27	0.0826	2.23	6182	52.3987%	Fecal		CFU/100 mL	200	-	10,915.2
5439000	7/16/1998	27	27	0.0826	2.23	6182	52.3987%	Fecal		CFU/100 mL	200	-	10,915.2
5439000	11/27/1998	27	27	0.0826	2.23	6182	52.3987%	Fecal		CFU/100 mL	200	-	10,915.2
5439000	11/28/1998	27	27	0.0826	2.23	6182	52.3987%	Fecal		CFU/100 mL	200	-	10,915.2
5439000	12/21/1998	27	27	0.0826	2.23	6182	52.3987%	Fecal		CFU/100 mL	200	-	10,915.2
5439000	7/6/1999	27	27	0.0826	2.23	6182	52.3987%	Fecal		CFU/100 mL	200	-	10,915.2
5439000	3/16/2000	27	27	0.0826	2.23	6182	52.3987%	Fecal		CFU/100 mL	200	-	10,915.2

Gage ID	Date	Discharge (CFS)	Gage Discharge (less Surrogate NPDES) (CFS)	Watershed Area Ratio	Calculated flow (CFS)	Rank	Flow Exceedance %	Parameter	Results	Units (mg or micro_gram	Limit/Standard	Actual Load (million colonies/day)	Allowable Load (million colonies/day)
5439000	7/21/2000	27	27	0.0826	2.23	6182	52.3987%	Fecal		CFU/100 mL	200	-	10,915.2
5439000	9/12/2000	27	27	0.0826	2.23	6182	52.3987%	Fecal		CFU/100 mL	200	-	10,915.2
5439000	5/24/2001	27	27	0.0826	2.23	6182	52.3987%	Fecal		CFU/100 mL	200	-	10,915.2
5439000	6/26/2001	27	27	0.0826	2.23	6182	52.3987%	Fecal		CFU/100 mL	200	-	10,915.2
5439000	12/3/2001	27	27	0.0826	2.23	6182	52.3987%	Fecal		CFU/100 mL	200	-	10,915.2
5439000	2/11/2010	27	27	0.0826	2.23	6182	52.3987%	Fecal		CFU/100 mL	200	-	10,915.2
5439000	7/7/2011	27	27	0.0826	2.23	6182	52.3987%	Fecal		CFU/100 mL	200	-	10,915.2
5439000	11/16/1993	26.9	26.9	0.0826	2.22	6218	52.7038%	Fecal		CFU/100 mL	200	-	10,874.7
5439000	12/20/2001	26.9	26.9	0.0826	2.22	6218	52.7038%	Fecal		CFU/100 mL	200	-	10,874.7
5439000	10/16/2007	26.9	26.9	0.0826	2.22	6218	52.7038%	Fecal		CFU/100 mL	200	-	10,874.7
5439000	2/10/2008	26.9	26.9	0.0826	2.22	6218	52.7038%	Fecal		CFU/100 mL	200	-	10,874.7
5439000	4/6/2013	26.9	26.9	0.0826	2.22	6218	52.7038%	Fecal		CFU/100 mL	200	-	10,874.7
5439000	8/24/2002	26.8	26.8	0.0826	2.21	6223	52.7462%	Fecal		CFU/100 mL	200	-	10,834.3
5439000	9/11/2006	26.8	26.8	0.0826	2.21	6223	52.7462%	Fecal		CFU/100 mL	200	-	10,834.3
5439000	2/12/2010	26.8	26.8	0.0826	2.21	6223	52.7462%	Fecal		CFU/100 mL	200	-	10,834.3
5439000	2/14/2016	26.8	26.8	0.0826	2.21	6223	52.7462%	Fecal		CFU/100 mL	200	-	10,834.3
5439000	11/11/2016	26.8	26.8	0.0826	2.21	6223	52.7462%	Fecal		CFU/100 mL	200	-	10,834.3
5439000	12/15/2003	26.7	26.7	0.0826	2.21	6228	52.7886%	Fecal		CFU/100 mL	200	-	10,793.9
5439000	4/8/2005	26.7	26.7	0.0826	2.21	6228	52.7886%	Fecal		CFU/100 mL	200	-	10,793.9
5439000	1/24/2009	26.7	26.7	0.0826	2.21	6228	52.7886%	Fecal		CFU/100 mL	200	-	10,793.9
5439000	12/12/2017	26.7	26.7	0.0826	2.21	6228	52.7886%	Fecal		CFU/100 mL	200	-	10,793.9
5439000	6/12/2007	26.6	26.6	0.0826	2.20	6232	52.8225%	Fecal		CFU/100 mL	200	-	10,753.5
5439000	2/13/2010	26.6	26.6	0.0826	2.20	6232	52.8225%	Fecal		CFU/100 mL	200	-	10,753.5
5439000	2/16/2010	26.6	26.6	0.0826	2.20	6232	52.8225%	Fecal		CFU/100 mL	200	-	10,753.5
5439000	2/21/2010	26.6	26.6	0.0826	2.20	6232	52.8225%	Fecal		CFU/100 mL	200	-	10,753.5
5439000	5/25/2013	26.6	26.6	0.0826	2.20	6232	52.8225%	Fecal		CFU/100 mL	200	-	10,753.5
5439000	11/24/2018	26.6	26.6	0.0826	2.20	6232	52.8225%	Fecal		CFU/100 mL	200	-	10,753.5
5439000	11/18/1993	26.5	26.5	0.0826	2.19	6238	52.8734%	Fecal		CFU/100 mL	200	-	10,713.0
5439000	2/14/2010	26.5	26.5	0.0826	2.19	6238	52.8734%	Fecal		CFU/100 mL	200	-	10,713.0
5439000	6/11/2010	26.5	26.5	0.0826	2.19	6238	52.8734%	Fecal		CFU/100 mL	200	-	10,713.0
5439000	2/20/2014	26.5	26.5	0.0826	2.19	6238	52.8734%	Fecal		CFU/100 mL	200	-	10,713.0
5439000	10/20/2014	26.5	26.5	0.0826	2.19	6238	52.8734%	Fecal		CFU/100 mL	200	-	10,713.0
5439000	4/5/2018	26.5	26.5	0.0826	2.19	6238	52.8734%	Fecal		CFU/100 mL	200	-	10,713.0
5439000	12/26/2019	26.5	26.5	0.0826	2.19	6238	52.8734%	Fecal		CFU/100 mL	200	-	10,713.0
5439000	6/19/2021	26.5	26.5	0.0826	2.19	6238	52.8734%	Fecal		CFU/100 mL	200	-	10,713.0
5439000	12/22/2001	26.4	26.4	0.0826	2.18	6246	52.9412%	Fecal		CFU/100 mL	200	-	10,672.6
5439000	6/26/2007	26.4	26.4	0.0826	2.18	6246	52.9412%	Fecal		CFU/100 mL	200	-	10,672.6
5439000	2/17/2010	26.4	26.4	0.0826	2.18	6246	52.9412%	Fecal		CFU/100 mL	200	-	10,672.6
5439000	4/9/2012	26.4	26.4	0.0826	2.18	6246	52.9412%	Fecal		CFU/100 mL	200	-	10,672.6
5439000	4/14/2012	26.4	26.4	0.0826	2.18	6246	52.9412%	Fecal		CFU/100 mL	200	-	10,672.6
5439000	11/10/2018	26.4	26.4	0.0826	2.18	6246	52.9412%	Fecal		CFU/100 mL	200	-	10,672.6
5439000	11/25/1993	26.3	26.3	0.0826	2.17	6252	52.9920%	Fecal		CFU/100 mL	200	-	10,632.2
5439000	7/8/2011	26.3	26.3	0.0826	2.17	6252	52.9920%	Fecal		CFU/100 mL	200	-	10,632.2
5439000	4/6/2012	26.3	26.3	0.0826	2.17	6252	52.9920%	Fecal		CFU/100 mL	200	-	10,632.2
5439000	3/1/2016	26.3	26.3	0.0826	2.17	6252	52.9920%	Fecal		CFU/100 mL	200	-	10,632.2
5439000	3/2/2016	26.3	26.3	0.0826	2.17	6252	52.9920%	Fecal		CFU/100 mL	200	-	10,632.2
5439000	7/5/2017	26.3	26.3	0.0826	2.17	6252	52.9920%	Fecal		CFU/100 mL	200	-	10,632.2
5439000	7/26/2008	26.2	26.2	0.0826	2.16	6258	53.0429%	Fecal		CFU/100 mL	200	-	10,591.7
5439000	11/29/2008	26.2	26.2	0.0826	2.16	6258	53.0429%	Fecal		CFU/100 mL	200	-	10,591.7
5439000	2/15/2010	26.2	26.2	0.0826	2.16	6258	53.0429%	Fecal		CFU/100 mL	200	-	10,591.7
5439000	7/6/2017	26.2	26.2	0.0826	2.16	6258	53.0429%	Fecal		CFU/100 mL	200	-	10,591.7
5439000	12/2/2001	26.1	26.1	0.0826	2.16	6262	53.0768%	Fecal		CFU/100 mL	200	-	10,551.3
5439000	12/5/2001	26.1	26.1	0.0826	2.16	6262	53.0768%	Fecal		CFU/100 mL	200	-	10,551.3
5439000	5/18/2007	26.1	26.1	0.0826	2.16	6262	53.0768%	Fecal		CFU/100 mL	200	-	10,551.3
5439000	2/24/2010	26.1	26.1	0.0826	2.16	6262	53.0768%	Fecal		CFU/100 mL	200	-	10,551.3
5439000	4/8/2012	26.1	26.1	0.0826	2.16	6262	53.0768%	Fecal		CFU/100 mL	200	-	10,551.3
5439000	5/26/2014	26.1	26.1	0.0826	2.16	6262	53.0768%	Fecal		CFU/100 mL	200	-	10,551.3
5439000	7/4/2016	26.1	26.1	0.0826	2.16	6262	53.0768%	Fecal		CFU/100 mL	200	-	10,551.3
5439000	12/25/2018	26.1	26.1	0.0826	2.16	6262	53.0768%	Fecal		CFU/100 mL	200	-	10,551.3
5439000	8/12/2019	26.1	26.1	0.0826	2.16	6262	53.0768%	Fecal		CFU/100 mL	200	-	10,551.3
5439000	8/9/1990	26	26	0.0826	2.15	6271	53.1531%	Fecal		CFU/100 mL	200	-	10,510.9
5439000	10/11/1990	26	26	0.0826	2.15	6271	53.1531%	Fecal		CFU/100 mL	200	-	10,510.9
5439000	1/16/1991	26	26	0.0826	2.15	6271	53.1531%	Fecal		CFU/100 mL	200	-	10,510.9
5439000	1/18/1991	26	26	0.0826	2.15	6271	53.1531%	Fecal		CFU/100 mL	200	-	10,510.9
5439000	1/19/1991	26	26	0.0826	2.15	6271	53.1531%	Fecal		CFU/100 mL	200	-	10,510.9
5439000	1/23/1991	26	26	0.0826	2.15	6271	53.1531%	Fecal		CFU/100 mL	200	-	10,510.9
5439000	2/28/1991	26	26	0.0826	2.15	6271	53.1531%	Fecal		CFU/100 mL	200	-	10,510.9
5439000	5/18/1992	26	26	0.0826	2.15	6271	53.1531%	Fecal		CFU/100 mL	200	-	10,510.9
5439000	7/19/1992	26	26	0.0826	2.15	6271	53.1531%	Fecal		CFU/100 mL	200	-	10,510.9
5439000	7/24/1992	26	26	0.0826	2.15	6271	53.1531%	Fecal		CFU/100 mL	200	-	10,510.9
5439000	9/21/1992	26	26	0.0826	2.15	6271	53.1531%	Fecal		CFU/100 mL	200	-	10,510.9
5439000	8/17/1993	26	26	0.0826	2.15	6271	53.1531%	Fecal		CFU/100 mL	200	-	10,510.9
5439000	8/28/1993	26	26	0.0826	2.15	6271	53.1531%	Fecal		CFU/100 mL	200	-	10,510.9
5439000	7/15/1994	26	26	0.0826	2.15	6271	53.1531%	Fecal		CFU/100 mL	200	-	10,510.9
5439000	7/12/1995	26	26	0.0826	2.15	6271	53.1531%	Fecal		CFU/100 mL	200	-	10,510.9
5439000	7/13/1995	26	26	0.0826	2.15	6271	53.1531%	Fecal		CFU/100 mL	200	-	10,510.9
5439000	12/9/1995	26	26	0.0826	2.15	6271	53.1531%	Fecal		CFU/100 mL	200	-	10,510.9
5439000	4/18/1996	26	26	0.0826	2.15	6271	53.1531%	Fecal		CFU/100 mL	200	-	10,510.9
5439000	4/21/1996	26	26	0.0826	2.15	6271	53.1531%	Fecal		CFU/100 mL	200	-	10,510.9
5439000	7/11/1996	26	26	0.0826	2.15	6271	53.1531%	Fecal		CFU/100 mL	200	-	10,510.9
5439000	8/29/1996	26	26	0.0826	2.15	6271	53.1531%	Fecal		CFU/100 mL	200	-	10,510.9
5439000	2/6/1997	26	26	0.0826	2.15	6271	53.1531%	Fecal		CFU/100 mL	200	-	10,510.9
5439000	6/19/1997	26	26	0.0826	2.15	6271	53.1531%	Fecal		CFU/100 mL	200	-	10,510.9
5439000	11/6/1998	26	26	0.0826	2.15	6271	53.1531%	Fecal		CFU/100 mL	200	-	10,510.9
5439000	12/1/1998	26	26	0.0826	2.15	6271	53.1531%	Fecal		CFU/100 mL	200	-	10,510.9
5439000	7/9/1999	26	26	0.0826	2.15	6271	53.1531%	Fecal		CFU/100 mL	200	-	10,510.9
5439000	5/26/2000	26	26	0.0826	2.15	6271	53.1531%	Fecal		CFU/100 mL	200	-	10,510.9
5439000	11/1/2001	26	26	0.0826	2.15	6271	53.1531%	Fecal		CFU/100 mL	200	-	10,510.9
5439000	12/4/2001	26	26	0.0826	2.15	6271	53.1531%	Fecal		CFU/100 mL	200	-	10,510.9
5439000	2/21/2004	26	26	0.0826	2.15	6271	53.1531%	Fecal		CFU/100 mL	200	-	10,510.9
5439000	1/22/2005	26	26	0.0826	2.15	6271	53.1531%	Fecal		CFU/100 mL	200	-	10,510.9
5439000	5/13/2005	26	26	0.0826	2.15	6271	53.1531%	Fecal		CFU/100 mL	200	-	10,510.9
5439000	2/25/2010	26	26	0.0826	2.15	6271	53.1531%	Fecal		CFU/100 mL	200	-	10,510.9
5439000	10/28/2016	26	26	0.0826	2.15	6271	53.1531%	Fecal		CFU/100 mL	200	-	10,510.9
5439000	1/1/2017	26	26	0.0826	2.15	6271	53.1531%	Fecal		CFU/100 mL	200	-	10,510.9
5439000	1/9/2017	26	26	0.0826	2.15	6271	53.1531%	Fecal		CFU/100 mL	200	-	10,510.9
5439000	7/1/2017	26	26	0.0826	2.15	6271	53.1531%	Fecal		CFU/100 mL	200	-	10,510.9
5439000	3/25/2018	26	26	0.0826	2.15	6271	53.1531%	Fecal		CFU/100 mL	200	-	10,510.9
5439000	11/20/1993	25.9	25.9	0.0826	2.14	6309	53.4752%	Fecal		CFU/100 mL	200	-	10,470.5
5439000	7/1/2002	25.9	25.9	0.0826	2.14	6309	53.4752%	Fecal		CFU/100 mL	200	-	10,470.5
5439000	4/17/2004	25.9	25.9	0.0826	2.14	6309	53.4752%	Fecal		CFU/100 mL	200	-	10,470.5
5439000	4/14/2005	25.9	25.9	0.0826	2.14	6309	53.4752%	Fecal		CFU/100 mL	200	-	10,470.5
5439000	5/20/2007	25.9	25.9	0.0826	2.14	6309	53.4752%	Fecal		CFU/100 mL	200	-	10,470.5
5439000	5/4/2014	25.9	25.9	0.0826	2.14	6309	53.4752%	Fecal		CFU/100 mL	200	-	10,470.5
5439000	5/13/2014	25.9	25.9	0.0826	2.14	6309	53.4752%	Fecal		CFU/100 mL	200	-	10,470.5
5439000	9/3/2016	25.9	25.9	0.0826	2.14	6309	53.4752%	Fecal		CFU/100 mL	200	-	10,470.5
5439000	12/11/2017	25.9	25.9	0.0826	2.14	6309	53.4752%	Fecal		CFU/100 mL	200	-	10,470.5
5439000	7/3/2020	25.9	25.9	0.0826	2.14	6309	53.4752%	Fecal		CFU/100 mL	200	-	10,470.5
5439000	12/11/2021	25.9	25.9	0.0826	2.14	6309	53.4752%	Fecal		CFU/100 mL	200	-	10,470.5
5439000	7/16/1994	25.8	25.8	0.0826	2.13	6320	53.5684%	Fecal		CFU/100 mL	200	-	10,430.0
5439000	7/17/1994	25.8	25.8	0.0826	2.13	6320	53.5684%	Fecal		CFU/100 mL	200	-	10,430.0
5439000	6/10/2003	25.8	25.8	0.0826	2.13	6320	53.5684%	Fecal		CFU/100 mL	200	-	10,430.0
5439000	12/11/2007	25.8	25.8	0.0826	2.13	6320	53.5684%	Fecal		CFU/100 mL	200	-	10,430.0
5439000	2/20/2010	25.8	25.8	0.0826	2.13	6320	53.5684%	Fecal		CFU/100 mL	200	-	10,430.0
5439000	5/9/2014	25.8	25.8	0.0826	2.13	6320	53.5684%	Fecal		CFU/100 mL	200	-	10,430.0

Gage ID	Date	Discharge (CFS)	Gage Discharge (less Surrogate NPDES) (CFS)	Watershed Area Ratio	Calculated flow (CFS)	Rank	Flow Exceedance %	Parameter	Results	Units (mg or micro_gram	Limit/Standard	Actual Load (million colonies/day)	Allowable Load (million colonies/day)
5439000	4/30/2021	25.8	25.8	0.0826	2.13	6320	53.5684%	Fecal		CFU/100 mL	200	-	10,430.0
5439000	9/4/2008	25.7	25.7	0.0826	2.12	6327	53.6277%	Fecal		CFU/100 mL	200	-	10,389.6
5439000	7/15/2010	25.7	25.7	0.0826	2.12	6327	53.6277%	Fecal		CFU/100 mL	200	-	10,389.6
5439000	4/10/2012	25.7	25.7	0.0826	2.12	6327	53.6277%	Fecal		CFU/100 mL	200	-	10,389.6
5439000	1/14/2018	25.7	25.7	0.0826	2.12	6327	53.6277%	Fecal		CFU/100 mL	200	-	10,389.6
5439000	6/25/2006	25.6	25.6	0.0826	2.11	6331	53.6616%	Fecal		CFU/100 mL	200	-	10,349.2
5439000	6/8/2012	25.6	25.6	0.0826	2.11	6331	53.6616%	Fecal		CFU/100 mL	200	-	10,349.2
5439000	2/23/2014	25.6	25.6	0.0826	2.11	6331	53.6616%	Fecal		CFU/100 mL	200	-	10,349.2
5439000	7/24/2014	25.6	25.6	0.0826	2.11	6331	53.6616%	Fecal		CFU/100 mL	200	-	10,349.2
5439000	11/30/2014	25.6	25.6	0.0826	2.11	6331	53.6616%	Fecal		CFU/100 mL	200	-	10,349.2
5439000	3/7/2016	25.6	25.6	0.0826	2.11	6331	53.6616%	Fecal		CFU/100 mL	200	-	10,349.2
5439000	1/31/2018	25.6	25.6	0.0826	2.11	6331	53.6616%	Fecal		CFU/100 mL	200	-	10,349.2
5439000	12/28/2019	25.6	25.6	0.0826	2.11	6331	53.6616%	Fecal		CFU/100 mL	200	-	10,349.2
5439000	10/27/2021	25.6	25.6	0.0826	2.11	6331	53.6616%	Fecal		CFU/100 mL	200	-	10,349.2
5439000	4/18/1994	25.5	25.5	0.0826	2.11	6340	53.7379%	Fecal		CFU/100 mL	200	-	10,308.8
5439000	4/26/2006	25.5	25.5	0.0826	2.11	6340	53.7379%	Fecal		CFU/100 mL	200	-	10,308.8
5439000	5/19/2007	25.5	25.5	0.0826	2.11	6340	53.7379%	Fecal		CFU/100 mL	200	-	10,308.8
5439000	4/17/1994	25.4	25.4	0.0826	2.10	6343	53.7633%	Fecal		CFU/100 mL	200	-	10,268.3
5439000	6/5/2006	25.4	25.4	0.0826	2.10	6343	53.7633%	Fecal		CFU/100 mL	200	-	10,268.3
5439000	7/30/2015	25.4	25.4	0.0826	2.10	6343	53.7633%	Fecal		CFU/100 mL	200	-	10,268.3
5439000	10/17/2018	25.4	25.4	0.0826	2.10	6343	53.7633%	Fecal		CFU/100 mL	200	-	10,268.3
5439000	8/15/1994	25.3	25.3	0.0826	2.09	6347	53.7973%	Fecal		CFU/100 mL	200	-	10,227.9
5439000	4/9/2005	25.3	25.3	0.0826	2.09	6347	53.7973%	Fecal		CFU/100 mL	200	-	10,227.9
5439000	5/1/2021	25.3	25.3	0.0826	2.09	6347	53.7973%	Fecal		CFU/100 mL	200	-	10,227.9
5439000	7/14/1994	25.2	25.2	0.0826	2.08	6350	53.8227%	Fecal		CFU/100 mL	200	-	10,187.5
5439000	8/19/1994	25.2	25.2	0.0826	2.08	6350	53.8227%	Fecal		CFU/100 mL	200	-	10,187.5
5439000	1/7/2011	25.2	25.2	0.0826	2.08	6350	53.8227%	Fecal		CFU/100 mL	200	-	10,187.5
5439000	8/8/2017	25.2	25.2	0.0826	2.08	6350	53.8227%	Fecal		CFU/100 mL	200	-	10,187.5
5439000	7/10/1994	25.1	25.1	0.0826	2.07	6354	53.8566%	Fecal		CFU/100 mL	200	-	10,147.1
5439000	4/25/2005	25.1	25.1	0.0826	2.07	6354	53.8566%	Fecal		CFU/100 mL	200	-	10,147.1
5439000	6/9/2012	25.1	25.1	0.0826	2.07	6354	53.8566%	Fecal		CFU/100 mL	200	-	10,147.1
5439000	1/11/1990	25	25	0.0826	2.07	6357	53.8820%	Fecal		CFU/100 mL	200	-	10,106.6
5439000	7/31/1990	25	25	0.0826	2.07	6357	53.8820%	Fecal		CFU/100 mL	200	-	10,106.6
5439000	11/26/1990	25	25	0.0826	2.07	6357	53.8820%	Fecal		CFU/100 mL	200	-	10,106.6
5439000	1/17/1991	25	25	0.0826	2.07	6357	53.8820%	Fecal		CFU/100 mL	200	-	10,106.6
5439000	1/20/1991	25	25	0.0826	2.07	6357	53.8820%	Fecal		CFU/100 mL	200	-	10,106.6
5439000	1/21/1991	25	25	0.0826	2.07	6357	53.8820%	Fecal		CFU/100 mL	200	-	10,106.6
5439000	1/22/1991	25	25	0.0826	2.07	6357	53.8820%	Fecal		CFU/100 mL	200	-	10,106.6
5439000	1/24/1991	25	25	0.0826	2.07	6357	53.8820%	Fecal		CFU/100 mL	200	-	10,106.6
5439000	1/25/1991	25	25	0.0826	2.07	6357	53.8820%	Fecal		CFU/100 mL	200	-	10,106.6
5439000	1/26/1991	25	25	0.0826	2.07	6357	53.8820%	Fecal		CFU/100 mL	200	-	10,106.6
5439000	1/27/1991	25	25	0.0826	2.07	6357	53.8820%	Fecal		CFU/100 mL	200	-	10,106.6
5439000	1/28/1991	25	25	0.0826	2.07	6357	53.8820%	Fecal		CFU/100 mL	200	-	10,106.6
5439000	2/1/1991	25	25	0.0826	2.07	6357	53.8820%	Fecal		CFU/100 mL	200	-	10,106.6
5439000	8/8/1991	25	25	0.0826	2.07	6357	53.8820%	Fecal		CFU/100 mL	200	-	10,106.6
5439000	11/24/1991	25	25	0.0826	2.07	6357	53.8820%	Fecal		CFU/100 mL	200	-	10,106.6
5439000	11/26/1991	25	25	0.0826	2.07	6357	53.8820%	Fecal		CFU/100 mL	200	-	10,106.6
5439000	11/28/1991	25	25	0.0826	2.07	6357	53.8820%	Fecal		CFU/100 mL	200	-	10,106.6
5439000	2/14/1992	25	25	0.0826	2.07	6357	53.8820%	Fecal		CFU/100 mL	200	-	10,106.6
5439000	5/19/1992	25	25	0.0826	2.07	6357	53.8820%	Fecal		CFU/100 mL	200	-	10,106.6
5439000	5/22/1992	25	25	0.0826	2.07	6357	53.8820%	Fecal		CFU/100 mL	200	-	10,106.6
5439000	1/24/1994	25	25	0.0826	2.07	6357	53.8820%	Fecal		CFU/100 mL	200	-	10,106.6
5439000	2/16/1994	25	25	0.0826	2.07	6357	53.8820%	Fecal		CFU/100 mL	200	-	10,106.6
5439000	10/6/1995	25	25	0.0826	2.07	6357	53.8820%	Fecal		CFU/100 mL	200	-	10,106.6
5439000	11/6/1995	25	25	0.0826	2.07	6357	53.8820%	Fecal		CFU/100 mL	200	-	10,106.6
5439000	12/4/1995	25	25	0.0826	2.07	6357	53.8820%	Fecal		CFU/100 mL	200	-	10,106.6
5439000	12/10/1995	25	25	0.0826	2.07	6357	53.8820%	Fecal		CFU/100 mL	200	-	10,106.6
5439000	1/20/1996	25	25	0.0826	2.07	6357	53.8820%	Fecal		CFU/100 mL	200	-	10,106.6
5439000	2/28/1996	25	25	0.0826	2.07	6357	53.8820%	Fecal		CFU/100 mL	200	-	10,106.6
5439000	3/26/1996	25	25	0.0826	2.07	6357	53.8820%	Fecal		CFU/100 mL	200	-	10,106.6
5439000	7/14/1996	25	25	0.0826	2.07	6357	53.8820%	Fecal		CFU/100 mL	200	-	10,106.6
5439000	9/27/1996	25	25	0.0826	2.07	6357	53.8820%	Fecal		CFU/100 mL	200	-	10,106.6
5439000	12/20/1996	25	25	0.0826	2.07	6357	53.8820%	Fecal		CFU/100 mL	200	-	10,106.6
5439000	12/21/1996	25	25	0.0826	2.07	6357	53.8820%	Fecal		CFU/100 mL	200	-	10,106.6
5439000	12/28/1996	25	25	0.0826	2.07	6357	53.8820%	Fecal		CFU/100 mL	200	-	10,106.6
5439000	1/11/1997	25	25	0.0826	2.07	6357	53.8820%	Fecal		CFU/100 mL	200	-	10,106.6
5439000	1/25/1997	25	25	0.0826	2.07	6357	53.8820%	Fecal		CFU/100 mL	200	-	10,106.6
5439000	2/5/1997	25	25	0.0826	2.07	6357	53.8820%	Fecal		CFU/100 mL	200	-	10,106.6
5439000	2/18/1997	25	25	0.0826	2.07	6357	53.8820%	Fecal		CFU/100 mL	200	-	10,106.6
5439000	6/20/1997	25	25	0.0826	2.07	6357	53.8820%	Fecal		CFU/100 mL	200	-	10,106.6
5439000	6/21/1997	25	25	0.0826	2.07	6357	53.8820%	Fecal		CFU/100 mL	200	-	10,106.6
5439000	7/2/1997	25	25	0.0826	2.07	6357	53.8820%	Fecal		CFU/100 mL	200	-	10,106.6
5439000	11/9/1998	25	25	0.0826	2.07	6357	53.8820%	Fecal		CFU/100 mL	200	-	10,106.6
5439000	12/22/1998	25	25	0.0826	2.07	6357	53.8820%	Fecal		CFU/100 mL	200	-	10,106.6
5439000	7/23/1999	25	25	0.0826	2.07	6357	53.8820%	Fecal		CFU/100 mL	200	-	10,106.6
5439000	10/1/1999	25	25	0.0826	2.07	6357	53.8820%	Fecal		CFU/100 mL	200	-	10,106.6
5439000	3/24/2000	25	25	0.0826	2.07	6357	53.8820%	Fecal		CFU/100 mL	200	-	10,106.6
5439000	4/17/2000	25	25	0.0826	2.07	6357	53.8820%	Fecal		CFU/100 mL	200	-	10,106.6
5439000	5/30/2000	25	25	0.0826	2.07	6357	53.8820%	Fecal		CFU/100 mL	200	-	10,106.6
5439000	5/23/2001	25	25	0.0826	2.07	6357	53.8820%	Fecal		CFU/100 mL	200	-	10,106.6
5439000	6/27/2001	25	25	0.0826	2.07	6357	53.8820%	Fecal		CFU/100 mL	200	-	10,106.6
5439000	12/6/2001	25	25	0.0826	2.07	6357	53.8820%	Fecal		CFU/100 mL	200	-	10,106.6
5439000	4/18/2004	25	25	0.0826	2.07	6357	53.8820%	Fecal		CFU/100 mL	200	-	10,106.6
5439000	4/15/2005	25	25	0.0826	2.07	6357	53.8820%	Fecal		CFU/100 mL	200	-	10,106.6
5439000	2/9/2008	25	25	0.0826	2.07	6357	53.8820%	Fecal		CFU/100 mL	200	-	10,106.6
5439000	2/19/2010	25	25	0.0826	2.07	6357	53.8820%	Fecal		CFU/100 mL	200	-	10,106.6
5439000	2/16/2013	25	25	0.0826	2.07	6357	53.8820%	Fecal		CFU/100 mL	200	-	10,106.6
5439000	2/18/2013	25	25	0.0826	2.07	6357	53.8820%	Fecal		CFU/100 mL	200	-	10,106.6
5439000	1/2/2017	25	25	0.0826	2.07	6357	53.8820%	Fecal		CFU/100 mL	200	-	10,106.6
5439000	2/10/2002	24.9	24.9	0.0826	2.06	6415	54.3736%	Fecal		CFU/100 mL	200	-	10,066.2
5439000	11/28/2004	24.9	24.9	0.0826	2.06	6415	54.3736%	Fecal		CFU/100 mL	200	-	10,066.2
5439000	4/18/2005	24.9	24.9	0.0826	2.06	6415	54.3736%	Fecal		CFU/100 mL	200	-	10,066.2
5439000	7/4/2006	24.9	24.9	0.0826	2.06	6415	54.3736%	Fecal		CFU/100 mL	200	-	10,066.2
5439000	8/3/2006	24.9	24.9	0.0826	2.06	6415	54.3736%	Fecal		CFU/100 mL	200	-	10,066.2
5439000	7/15/2009	24.9	24.9	0.0826	2.06	6415	54.3736%	Fecal		CFU/100 mL	200	-	10,066.2
5439000	2/18/2010	24.9	24.9	0.0826	2.06	6415	54.3736%	Fecal		CFU/100 mL	200	-	10,066.2
5439000	12/24/2001	24.8	24.8	0.0826	2.05	6422	54.4330%	Fecal		CFU/100 mL	200	-	10,025.8
5439000	6/11/2003	24.8	24.8	0.0826	2.05	6422	54.4330%	Fecal		CFU/100 mL	200	-	10,025.8
5439000	2/28/2010	24.8	24.8	0.0826	2.05	6422	54.4330%	Fecal		CFU/100 mL	200	-	10,025.8
5439000	6/2/2014	24.8	24.8	0.0826	2.05	6422	54.4330%	Fecal		CFU/100 mL	200	-	10,025.8
5439000	1/4/2017	24.8	24.8	0.0826	2.05	6422	54.4330%	Fecal		CFU/100 mL	200	-	10,025.8
5439000	1/8/2017	24.8	24.8	0.0826	2.05	6422	54.4330%	Fecal		CFU/100 mL	200	-	10,025.8
5439000	4/14/2018	24.8	24.8	0.0826	2.05	6422	54.4330%	Fecal		CFU/100 mL	200	-	10,025.8
5439000	11/30/1993	24.7	24.7	0.0826	2.04	6429	54.4923%	Fecal		CFU/100 mL	200	-	9,985.4
5439000	4/10/1994	24.7	24.7	0.0826	2.04	6429	54.4923%	Fecal		CFU/100 mL	200	-	9,985.4
5439000	8/14/2002	24.7	24.7	0.0826	2.04	6429	54.4923%	Fecal		CFU/100 mL	200	-	9,985.4
5439000	4/17/2005	24.7	24.7	0.0826	2.04	6429	54.4923%	Fecal		CFU/100 mL	200	-	9,985.4
5439000	12/7/2008	24.7	24.7	0.0826	2.04	6429	54.4923%	Fecal		CFU/100 mL	200	-	9,985.4
5439000	1/3/2017	24.7	24.7	0.0826	2.04	6429	54.4923%	Fecal		CFU/100 mL	200	-	9,985.4
5439000	7/13/2017	24.7	24.7	0.0826	2.04	6429	54.4923%	Fecal		CFU/100 mL	200	-	9,985.4
5439000	7/2/2002	24.6	24.6	0.0826	2.03	6436	54.5516%	Fecal		CFU/100 mL	200	-	9,944.9
5439000	7/8/2004	24.6	24.6	0.0826	2.03	6436	54.5516%	Fecal		CFU/100 mL	200	-	9,944.9
5439000	2/7/2013	24.6	24.6	0.0826	2.03	6436	54.5516%	Fecal		CFU/100 mL	200	-	9,944.9
5439000	4/19/2004	24.5	24.5	0.0826	2.02	6439	54.5770%	Fecal		CFU/100 mL	200	-	9,904.5
5439000	4/26/2005	24.5	24.5	0.0826	2.02	6439	54.5770%	Fecal		CFU/100 mL	200	-	9,904.5

Gage ID	Date	Discharge (CFS)	Gage Discharge (less Surrogate NPDES) (CFS)	Watershed Area Ratio	Calculated flow (CFS)	Rank	Flow Exceedance %	Parameter	Results	Units (mg or micro_gram	Limit/Standard	Actual Load (million colonies/day)	Allowable Load (million colonies/day)
5439000	5/23/2005	24.5	24.5	0.0826	2.02	6439	54.5770%	Fecal		CFU/100 mL	200	-	9,904.5
5439000	6/6/2006	24.5	24.5	0.0826	2.02	6439	54.5770%	Fecal		CFU/100 mL	200	-	9,904.5
5439000	8/2/2010	24.5	24.5	0.0826	2.02	6439	54.5770%	Fecal		CFU/100 mL	200	-	9,904.5
5439000	11/12/2015	24.5	24.5	0.0826	2.02	6439	54.5770%	Fecal		CFU/100 mL	200	-	9,904.5
5439000	4/19/1994	24.4	24.4	0.0826	2.02	6445	54.6279%	Fecal		CFU/100 mL	200	-	9,864.1
5439000	5/14/2005	24.4	24.4	0.0826	2.02	6445	54.6279%	Fecal		CFU/100 mL	200	-	9,864.1
5439000	7/18/2013	24.4	24.4	0.0826	2.02	6445	54.6279%	Fecal		CFU/100 mL	200	-	9,864.1
5439000	9/5/2014	24.4	24.4	0.0826	2.02	6445	54.6279%	Fecal		CFU/100 mL	200	-	9,864.1
5439000	1/5/2017	24.4	24.4	0.0826	2.02	6445	54.6279%	Fecal		CFU/100 mL	200	-	9,864.1
5439000	1/6/2017	24.4	24.4	0.0826	2.02	6445	54.6279%	Fecal		CFU/100 mL	200	-	9,864.1
5439000	1/7/2017	24.4	24.4	0.0826	2.02	6445	54.6279%	Fecal		CFU/100 mL	200	-	9,864.1
5439000	4/21/2018	24.4	24.4	0.0826	2.02	6445	54.6279%	Fecal		CFU/100 mL	200	-	9,864.1
5439000	12/21/2001	24.3	24.3	0.0826	2.01	6453	54.6957%	Fecal		CFU/100 mL	200	-	9,823.6
5439000	11/3/2003	24.3	24.3	0.0826	2.01	6453	54.6957%	Fecal		CFU/100 mL	200	-	9,823.6
5439000	4/19/2005	24.3	24.3	0.0826	2.01	6453	54.6957%	Fecal		CFU/100 mL	200	-	9,823.6
5439000	8/21/2009	24.3	24.3	0.0826	2.01	6453	54.6957%	Fecal		CFU/100 mL	200	-	9,823.6
5439000	11/28/2014	24.3	24.3	0.0826	2.01	6453	54.6957%	Fecal		CFU/100 mL	200	-	9,823.6
5439000	12/26/2018	24.3	24.3	0.0826	2.01	6453	54.6957%	Fecal		CFU/100 mL	200	-	9,823.6
5439000	4/7/2012	24.2	24.2	0.0826	2.00	6459	54.7466%	Fecal		CFU/100 mL	200	-	9,783.2
5439000	4/7/2018	24.2	24.2	0.0826	2.00	6459	54.7466%	Fecal		CFU/100 mL	200	-	9,783.2
5439000	12/16/2020	24.2	24.2	0.0826	2.00	6459	54.7466%	Fecal		CFU/100 mL	200	-	9,783.2
5439000	4/11/2012	24.1	24.1	0.0826	1.99	6462	54.7720%	Fecal		CFU/100 mL	200	-	9,742.8
5439000	9/6/2020	24.1	24.1	0.0826	1.99	6462	54.7720%	Fecal		CFU/100 mL	200	-	9,742.8
5439000	1/22/1990	24	24	0.0826	1.98	6464	54.7889%	Fecal		CFU/100 mL	200	-	9,702.4
5439000	1/24/1990	24	24	0.0826	1.98	6464	54.7889%	Fecal		CFU/100 mL	200	-	9,702.4
5439000	8/31/1990	24	24	0.0826	1.98	6464	54.7889%	Fecal		CFU/100 mL	200	-	9,702.4
5439000	10/17/1990	24	24	0.0826	1.98	6464	54.7889%	Fecal		CFU/100 mL	200	-	9,702.4
5439000	10/22/1990	24	24	0.0826	1.98	6464	54.7889%	Fecal		CFU/100 mL	200	-	9,702.4
5439000	1/29/1991	24	24	0.0826	1.98	6464	54.7889%	Fecal		CFU/100 mL	200	-	9,702.4
5439000	7/3/1991	24	24	0.0826	1.98	6464	54.7889%	Fecal		CFU/100 mL	200	-	9,702.4
5439000	5/20/1992	24	24	0.0826	1.98	6464	54.7889%	Fecal		CFU/100 mL	200	-	9,702.4
5439000	5/21/1992	24	24	0.0826	1.98	6464	54.7889%	Fecal		CFU/100 mL	200	-	9,702.4
5439000	7/2/1992	24	24	0.0826	1.98	6464	54.7889%	Fecal		CFU/100 mL	200	-	9,702.4
5439000	7/23/1992	24	24	0.0826	1.98	6464	54.7889%	Fecal		CFU/100 mL	200	-	9,702.4
5439000	7/30/1992	24	24	0.0826	1.98	6464	54.7889%	Fecal		CFU/100 mL	200	-	9,702.4
5439000	9/29/1992	24	24	0.0826	1.98	6464	54.7889%	Fecal		CFU/100 mL	200	-	9,702.4
5439000	8/11/1993	24	24	0.0826	1.98	6464	54.7889%	Fecal		CFU/100 mL	200	-	9,702.4
5439000	8/18/1993	24	24	0.0826	1.98	6464	54.7889%	Fecal		CFU/100 mL	200	-	9,702.4
5439000	1/6/1994	24	24	0.0826	1.98	6464	54.7889%	Fecal		CFU/100 mL	200	-	9,702.4
5439000	1/23/1994	24	24	0.0826	1.98	6464	54.7889%	Fecal		CFU/100 mL	200	-	9,702.4
5439000	7/14/1995	24	24	0.0826	1.98	6464	54.7889%	Fecal		CFU/100 mL	200	-	9,702.4
5439000	7/20/1995	24	24	0.0826	1.98	6464	54.7889%	Fecal		CFU/100 mL	200	-	9,702.4
5439000	4/23/1996	24	24	0.0826	1.98	6464	54.7889%	Fecal		CFU/100 mL	200	-	9,702.4
5439000	5/5/1996	24	24	0.0826	1.98	6464	54.7889%	Fecal		CFU/100 mL	200	-	9,702.4
5439000	5/6/1996	24	24	0.0826	1.98	6464	54.7889%	Fecal		CFU/100 mL	200	-	9,702.4
5439000	12/22/1996	24	24	0.0826	1.98	6464	54.7889%	Fecal		CFU/100 mL	200	-	9,702.4
5439000	12/24/1996	24	24	0.0826	1.98	6464	54.7889%	Fecal		CFU/100 mL	200	-	9,702.4
5439000	1/23/1997	24	24	0.0826	1.98	6464	54.7889%	Fecal		CFU/100 mL	200	-	9,702.4
5439000	2/7/1997	24	24	0.0826	1.98	6464	54.7889%	Fecal		CFU/100 mL	200	-	9,702.4
5439000	11/7/1998	24	24	0.0826	1.98	6464	54.7889%	Fecal		CFU/100 mL	200	-	9,702.4
5439000	12/2/1998	24	24	0.0826	1.98	6464	54.7889%	Fecal		CFU/100 mL	200	-	9,702.4
5439000	12/3/1998	24	24	0.0826	1.98	6464	54.7889%	Fecal		CFU/100 mL	200	-	9,702.4
5439000	10/4/1999	24	24	0.0826	1.98	6464	54.7889%	Fecal		CFU/100 mL	200	-	9,702.4
5439000	3/21/2000	24	24	0.0826	1.98	6464	54.7889%	Fecal		CFU/100 mL	200	-	9,702.4
5439000	3/25/2000	24	24	0.0826	1.98	6464	54.7889%	Fecal		CFU/100 mL	200	-	9,702.4
5439000	3/27/2000	24	24	0.0826	1.98	6464	54.7889%	Fecal		CFU/100 mL	200	-	9,702.4
5439000	5/29/2000	24	24	0.0826	1.98	6464	54.7889%	Fecal		CFU/100 mL	200	-	9,702.4
5439000	10/7/2000	24	24	0.0826	1.98	6464	54.7889%	Fecal		CFU/100 mL	200	-	9,702.4
5439000	11/7/2000	24	24	0.0826	1.98	6464	54.7889%	Fecal		CFU/100 mL	200	-	9,702.4
5439000	11/18/2000	24	24	0.0826	1.98	6464	54.7889%	Fecal		CFU/100 mL	200	-	9,702.4
5439000	11/19/2000	24	24	0.0826	1.98	6464	54.7889%	Fecal		CFU/100 mL	200	-	9,702.4
5439000	5/19/2001	24	24	0.0826	1.98	6464	54.7889%	Fecal		CFU/100 mL	200	-	9,702.4
5439000	5/20/2001	24	24	0.0826	1.98	6464	54.7889%	Fecal		CFU/100 mL	200	-	9,702.4
5439000	5/25/2001	24	24	0.0826	1.98	6464	54.7889%	Fecal		CFU/100 mL	200	-	9,702.4
5439000	6/28/2001	24	24	0.0826	1.98	6464	54.7889%	Fecal		CFU/100 mL	200	-	9,702.4
5439000	4/24/2005	24	24	0.0826	1.98	6464	54.7889%	Fecal		CFU/100 mL	200	-	9,702.4
5439000	3/17/2006	24	24	0.0826	1.98	6464	54.7889%	Fecal		CFU/100 mL	200	-	9,702.4
5439000	12/3/2008	24	24	0.0826	1.98	6464	54.7889%	Fecal		CFU/100 mL	200	-	9,702.4
5439000	3/3/2016	24	24	0.0826	1.98	6464	54.7889%	Fecal		CFU/100 mL	200	-	9,702.4
5439000	7/27/2016	24	24	0.0826	1.98	6464	54.7889%	Fecal		CFU/100 mL	200	-	9,702.4
5439000	4/22/2018	24	24	0.0826	1.98	6464	54.7889%	Fecal		CFU/100 mL	200	-	9,702.4
5439000	7/24/2021	24	24	0.0826	1.98	6464	54.7889%	Fecal		CFU/100 mL	200	-	9,702.4
5439000	11/21/1993	23.9	23.9	0.0826	1.97	6513	55.2043%	Fecal		CFU/100 mL	200	-	9,661.9
5439000	4/25/1994	23.8	23.8	0.0826	1.97	6514	55.2127%	Fecal		CFU/100 mL	200	-	9,621.5
5439000	4/30/1994	23.8	23.8	0.0826	1.97	6514	55.2127%	Fecal		CFU/100 mL	200	-	9,621.5
5439000	4/16/2005	23.8	23.8	0.0826	1.97	6514	55.2127%	Fecal		CFU/100 mL	200	-	9,621.5
5439000	4/20/2005	23.8	23.8	0.0826	1.97	6514	55.2127%	Fecal		CFU/100 mL	200	-	9,621.5
5439000	4/11/1994	23.7	23.7	0.0826	1.96	6518	55.2467%	Fecal		CFU/100 mL	200	-	9,581.1
5439000	4/10/2005	23.7	23.7	0.0826	1.96	6518	55.2467%	Fecal		CFU/100 mL	200	-	9,581.1
5439000	5/21/2007	23.7	23.7	0.0826	1.96	6518	55.2467%	Fecal		CFU/100 mL	200	-	9,581.1
5439000	6/17/2007	23.7	23.7	0.0826	1.96	6518	55.2467%	Fecal		CFU/100 mL	200	-	9,581.1
5439000	8/1/2007	23.7	23.7	0.0826	1.96	6518	55.2467%	Fecal		CFU/100 mL	200	-	9,581.1
5439000	1/25/2009	23.7	23.7	0.0826	1.96	6518	55.2467%	Fecal		CFU/100 mL	200	-	9,581.1
5439000	1/26/2009	23.7	23.7	0.0826	1.96	6518	55.2467%	Fecal		CFU/100 mL	200	-	9,581.1
5439000	7/12/2011	23.7	23.7	0.0826	1.96	6518	55.2467%	Fecal		CFU/100 mL	200	-	9,581.1
5439000	4/13/2012	23.7	23.7	0.0826	1.96	6518	55.2467%	Fecal		CFU/100 mL	200	-	9,581.1
5439000	4/27/2006	23.6	23.6	0.0826	1.95	6527	55.3229%	Fecal		CFU/100 mL	200	-	9,540.7
5439000	6/30/2007	23.6	23.6	0.0826	1.95	6527	55.3229%	Fecal		CFU/100 mL	200	-	9,540.7
5439000	7/9/2011	23.6	23.6	0.0826	1.95	6527	55.3229%	Fecal		CFU/100 mL	200	-	9,540.7
5439000	4/12/2012	23.6	23.6	0.0826	1.95	6527	55.3229%	Fecal		CFU/100 mL	200	-	9,540.7
5439000	12/15/2017	23.6	23.6	0.0826	1.95	6527	55.3229%	Fecal		CFU/100 mL	200	-	9,540.7
5439000	11/22/1993	23.5	23.5	0.0826	1.94	6532	55.3653%	Fecal		CFU/100 mL	200	-	9,500.2
5439000	7/14/2009	23.5	23.5	0.0826	1.94	6532	55.3653%	Fecal		CFU/100 mL	200	-	9,500.2
5439000	7/22/2011	23.5	23.5	0.0826	1.94	6532	55.3653%	Fecal		CFU/100 mL	200	-	9,500.2
5439000	4/20/2018	23.5	23.5	0.0826	1.94	6532	55.3653%	Fecal		CFU/100 mL	200	-	9,500.2
5439000	9/11/2020	23.5	23.5	0.0826	1.94	6532	55.3653%	Fecal		CFU/100 mL	200	-	9,500.2
5439000	5/8/2021	23.5	23.5	0.0826	1.94	6532	55.3653%	Fecal		CFU/100 mL	200	-	9,500.2
5439000	8/21/1994	23.4	23.4	0.0826	1.93	6538	55.4162%	Fecal		CFU/100 mL	200	-	9,459.8
5439000	7/11/2004	23.4	23.4	0.0826	1.93	6538	55.4162%	Fecal		CFU/100 mL	200	-	9,459.8
5439000	6/10/2012	23.4	23.4	0.0826	1.93	6538	55.4162%	Fecal		CFU/100 mL	200	-	9,459.8
5439000	11/27/2014	23.4	23.4	0.0826	1.93	6538	55.4162%	Fecal		CFU/100 mL	200	-	9,459.8
5439000	12/6/2008	23.3	23.3	0.0826	1.92	6542	55.4501%	Fecal		CFU/100 mL	200	-	9,419.4
5439000	7/22/2020	23.3	23.3	0.0826	1.92	6542	55.4501%	Fecal		CFU/100 mL	200	-	9,419.4
5439000	11/24/1993	23.2	23.2	0.0826	1.92	6544	55.4670%	Fecal		CFU/100 mL	200	-	9,379.0
5439000	5/1/1994	23.2	23.2	0.0826	1.92	6544	55.4670%	Fecal		CFU/100 mL	200	-	9,379.0
5439000	8/15/2010	23.2	23.2	0.0826	1.92	6544	55.4670%	Fecal		CFU/100 mL	200	-	9,379.0
5439000	7/11/1994	23.1	23.1	0.0826	1.91	6547	55.4925%	Fecal		CFU/100 mL	200	-	9,338.5
5439000	10/15/2001	23.1	23.1	0.0826	1.91	6547	55.4925%	Fecal		CFU/100 mL	200	-	9,338.5
5439000	9/4/2006	23.1	23.1	0.0826	1.91	6547	55.4925%	Fecal		CFU/100 mL	200	-	9,338.5
5439000	12/2/2008	23.1	23.1	0.0826	1.91	6547	55.4925%	Fecal		CFU/100 mL	200	-	9,338.5
5439000	9/3/2018	23.1	23.1	0.0826	1.91	6547	55.4925%	Fecal		CFU/100 mL	200	-	9,338.5
5439000	1/7/1990	23	23	0.0826	1.90	6552	55.5348%	Fecal		CFU/100 mL	200	-	9,298.1
5439000	1/23/1990	23	23	0.0826	1.90	6552	55.5348%	Fecal		CFU/100 mL	200	-	9,298.1
5439000	1/30/1991	23	23	0.0826	1.90	6552	55.5348%	Fecal		CFU/100 mL	200	-	9,298.1
5439000	6/24/1991	23	23	0.0826	1.90	6552	55.5348%	Fecal		CFU/100 mL	200	-	9,298.1

Gage ID	Date	Discharge (CFS)	Gage Discharge (less Surrogate NPDES) (CFS)	Watershed Area Ratio	Calculated flow (CFS)	Rank	Flow Exceedance %	Parameter	Results	Units (mg or micro_gram	Limit/Standard	Actual Load (million colonies/day)	Allowable Load (million colonies/day)
5439000	9/13/1993	23	23	0.0826	1.90	6552	55.5348%	Fecal		CFU/100 mL	200	-	9,298.1
5439000	1/22/1994	23	23	0.0826	1.90	6552	55.5348%	Fecal		CFU/100 mL	200	-	9,298.1
5439000	1/25/1994	23	23	0.0826	1.90	6552	55.5348%	Fecal		CFU/100 mL	200	-	9,298.1
5439000	7/12/1994	23	23	0.0826	1.90	6552	55.5348%	Fecal		CFU/100 mL	200	-	9,298.1
5439000	3/8/1995	23	23	0.0826	1.90	6552	55.5348%	Fecal		CFU/100 mL	200	-	9,298.1
5439000	3/9/1995	23	23	0.0826	1.90	6552	55.5348%	Fecal		CFU/100 mL	200	-	9,298.1
5439000	7/15/1995	23	23	0.0826	1.90	6552	55.5348%	Fecal		CFU/100 mL	200	-	9,298.1
5439000	12/11/1995	23	23	0.0826	1.90	6552	55.5348%	Fecal		CFU/100 mL	200	-	9,298.1
5439000	3/1/1996	23	23	0.0826	1.90	6552	55.5348%	Fecal		CFU/100 mL	200	-	9,298.1
5439000	4/17/1996	23	23	0.0826	1.90	6552	55.5348%	Fecal		CFU/100 mL	200	-	9,298.1
5439000	4/25/1996	23	23	0.0826	1.90	6552	55.5348%	Fecal		CFU/100 mL	200	-	9,298.1
5439000	5/7/1996	23	23	0.0826	1.90	6552	55.5348%	Fecal		CFU/100 mL	200	-	9,298.1
5439000	5/8/1996	23	23	0.0826	1.90	6552	55.5348%	Fecal		CFU/100 mL	200	-	9,298.1
5439000	8/30/1996	23	23	0.0826	1.90	6552	55.5348%	Fecal		CFU/100 mL	200	-	9,298.1
5439000	10/30/1996	23	23	0.0826	1.90	6552	55.5348%	Fecal		CFU/100 mL	200	-	9,298.1
5439000	12/23/1996	23	23	0.0826	1.90	6552	55.5348%	Fecal		CFU/100 mL	200	-	9,298.1
5439000	12/25/1996	23	23	0.0826	1.90	6552	55.5348%	Fecal		CFU/100 mL	200	-	9,298.1
5439000	2/8/1997	23	23	0.0826	1.90	6552	55.5348%	Fecal		CFU/100 mL	200	-	9,298.1
5439000	1/22/1998	23	23	0.0826	1.90	6552	55.5348%	Fecal		CFU/100 mL	200	-	9,298.1
5439000	11/8/1998	23	23	0.0826	1.90	6552	55.5348%	Fecal		CFU/100 mL	200	-	9,298.1
5439000	12/4/1998	23	23	0.0826	1.90	6552	55.5348%	Fecal		CFU/100 mL	200	-	9,298.1
5439000	12/23/1998	23	23	0.0826	1.90	6552	55.5348%	Fecal		CFU/100 mL	200	-	9,298.1
5439000	3/17/2000	23	23	0.0826	1.90	6552	55.5348%	Fecal		CFU/100 mL	200	-	9,298.1
5439000	3/18/2000	23	23	0.0826	1.90	6552	55.5348%	Fecal		CFU/100 mL	200	-	9,298.1
5439000	7/22/2000	23	23	0.0826	1.90	6552	55.5348%	Fecal		CFU/100 mL	200	-	9,298.1
5439000	11/20/2000	23	23	0.0826	1.90	6552	55.5348%	Fecal		CFU/100 mL	200	-	9,298.1
5439000	1/10/2011	23	23	0.0826	1.90	6552	55.5348%	Fecal		CFU/100 mL	200	-	9,298.1
5439000	4/24/2018	23	23	0.0826	1.90	6552	55.5348%	Fecal		CFU/100 mL	200	-	9,298.1
5439000	12/12/2004	22.9	22.9	0.0826	1.89	6584	55.8061%	Fecal		CFU/100 mL	200	-	9,257.7
5439000	10/18/2007	22.9	22.9	0.0826	1.89	6584	55.8061%	Fecal		CFU/100 mL	200	-	9,257.7
5439000	10/21/2014	22.9	22.9	0.0826	1.89	6584	55.8061%	Fecal		CFU/100 mL	200	-	9,257.7
5439000	12/7/2001	22.8	22.8	0.0826	1.88	6587	55.8315%	Fecal		CFU/100 mL	200	-	9,217.2
5439000	7/5/2006	22.8	22.8	0.0826	1.88	6587	55.8315%	Fecal		CFU/100 mL	200	-	9,217.2
5439000	8/21/2011	22.8	22.8	0.0826	1.88	6587	55.8315%	Fecal		CFU/100 mL	200	-	9,217.2
5439000	5/5/2014	22.8	22.8	0.0826	1.88	6587	55.8315%	Fecal		CFU/100 mL	200	-	9,217.2
5439000	9/22/2016	22.8	22.8	0.0826	1.88	6587	55.8315%	Fecal		CFU/100 mL	200	-	9,217.2
5439000	12/27/2001	22.7	22.7	0.0826	1.88	6592	55.8739%	Fecal		CFU/100 mL	200	-	9,176.8
5439000	11/1/2004	22.7	22.7	0.0826	1.88	6592	55.8739%	Fecal		CFU/100 mL	200	-	9,176.8
5439000	9/20/2007	22.6	22.6	0.0826	1.87	6594	55.8908%	Fecal		CFU/100 mL	200	-	9,136.4
5439000	8/8/2014	22.6	22.6	0.0826	1.87	6594	55.8908%	Fecal		CFU/100 mL	200	-	9,136.4
5439000	8/11/2014	22.6	22.6	0.0826	1.87	6594	55.8908%	Fecal		CFU/100 mL	200	-	9,136.4
5439000	12/3/2014	22.6	22.6	0.0826	1.87	6594	55.8908%	Fecal		CFU/100 mL	200	-	9,136.4
5439000	7/21/2016	22.6	22.6	0.0826	1.87	6594	55.8908%	Fecal		CFU/100 mL	200	-	9,136.4
5439000	4/8/2018	22.6	22.6	0.0826	1.87	6594	55.8908%	Fecal		CFU/100 mL	200	-	9,136.4
5439000	10/20/2018	22.6	22.6	0.0826	1.87	6594	55.8908%	Fecal		CFU/100 mL	200	-	9,136.4
5439000	7/4/2020	22.6	22.6	0.0826	1.87	6594	55.8908%	Fecal		CFU/100 mL	200	-	9,136.4
5439000	11/29/2020	22.6	22.6	0.0826	1.87	6594	55.8908%	Fecal		CFU/100 mL	200	-	9,136.4
5439000	12/4/2008	22.5	22.5	0.0826	1.86	6603	55.9671%	Fecal		CFU/100 mL	200	-	9,096.0
5439000	5/30/2014	22.5	22.5	0.0826	1.86	6603	55.9671%	Fecal		CFU/100 mL	200	-	9,096.0
5439000	7/25/2014	22.5	22.5	0.0826	1.86	6603	55.9671%	Fecal		CFU/100 mL	200	-	9,096.0
5439000	3/5/2016	22.5	22.5	0.0826	1.86	6603	55.9671%	Fecal		CFU/100 mL	200	-	9,096.0
5439000	7/5/2016	22.5	22.5	0.0826	1.86	6603	55.9671%	Fecal		CFU/100 mL	200	-	9,096.0
5439000	11/2/2001	22.4	22.4	0.0826	1.85	6608	56.0095%	Fecal		CFU/100 mL	200	-	9,055.5
5439000	12/28/2001	22.4	22.4	0.0826	1.85	6608	56.0095%	Fecal		CFU/100 mL	200	-	9,055.5
5439000	6/12/2003	22.4	22.4	0.0826	1.85	6608	56.0095%	Fecal		CFU/100 mL	200	-	9,055.5
5439000	12/6/2004	22.4	22.4	0.0826	1.85	6608	56.0095%	Fecal		CFU/100 mL	200	-	9,055.5
5439000	6/24/2006	22.4	22.4	0.0826	1.85	6608	56.0095%	Fecal		CFU/100 mL	200	-	9,055.5
5439000	8/25/2011	22.4	22.4	0.0826	1.85	6608	56.0095%	Fecal		CFU/100 mL	200	-	9,055.5
5439000	5/6/2014	22.4	22.4	0.0826	1.85	6608	56.0095%	Fecal		CFU/100 mL	200	-	9,055.5
5439000	7/12/2016	22.4	22.4	0.0826	1.85	6608	56.0095%	Fecal		CFU/100 mL	200	-	9,055.5
5439000	12/27/2019	22.4	22.4	0.0826	1.85	6608	56.0095%	Fecal		CFU/100 mL	200	-	9,055.5
5439000	7/31/2015	22.3	22.3	0.0826	1.84	6617	56.0858%	Fecal		CFU/100 mL	200	-	9,015.1
5439000	7/29/2021	22.3	22.3	0.0826	1.84	6617	56.0858%	Fecal		CFU/100 mL	200	-	9,015.1
5439000	12/26/2001	22.2	22.2	0.0826	1.83	6619	56.1027%	Fecal		CFU/100 mL	200	-	8,974.7
5439000	6/11/2012	22.2	22.2	0.0826	1.83	6619	56.1027%	Fecal		CFU/100 mL	200	-	8,974.7
5439000	10/13/2014	22.2	22.2	0.0826	1.83	6619	56.1027%	Fecal		CFU/100 mL	200	-	8,974.7
5439000	12/16/2003	22.1	22.1	0.0826	1.83	6622	56.1282%	Fecal		CFU/100 mL	200	-	8,934.3
5439000	2/20/2004	22.1	22.1	0.0826	1.83	6622	56.1282%	Fecal		CFU/100 mL	200	-	8,934.3
5439000	7/2/2017	22.1	22.1	0.0826	1.83	6622	56.1282%	Fecal		CFU/100 mL	200	-	8,934.3
5439000	1/8/1990	22	22	0.0826	1.82	6625	56.1536%	Fecal		CFU/100 mL	200	-	8,893.8
5439000	1/12/1990	22	22	0.0826	1.82	6625	56.1536%	Fecal		CFU/100 mL	200	-	8,893.8
5439000	8/1/1990	22	22	0.0826	1.82	6625	56.1536%	Fecal		CFU/100 mL	200	-	8,893.8
5439000	8/10/1990	22	22	0.0826	1.82	6625	56.1536%	Fecal		CFU/100 mL	200	-	8,893.8
5439000	9/7/1990	22	22	0.0826	1.82	6625	56.1536%	Fecal		CFU/100 mL	200	-	8,893.8
5439000	10/23/1990	22	22	0.0826	1.82	6625	56.1536%	Fecal		CFU/100 mL	200	-	8,893.8
5439000	1/31/1991	22	22	0.0826	1.82	6625	56.1536%	Fecal		CFU/100 mL	200	-	8,893.8
5439000	6/25/1991	22	22	0.0826	1.82	6625	56.1536%	Fecal		CFU/100 mL	200	-	8,893.8
5439000	9/13/1991	22	22	0.0826	1.82	6625	56.1536%	Fecal		CFU/100 mL	200	-	8,893.8
5439000	11/17/1991	22	22	0.0826	1.82	6625	56.1536%	Fecal		CFU/100 mL	200	-	8,893.8
5439000	5/24/1992	22	22	0.0826	1.82	6625	56.1536%	Fecal		CFU/100 mL	200	-	8,893.8
5439000	7/20/1992	22	22	0.0826	1.82	6625	56.1536%	Fecal		CFU/100 mL	200	-	8,893.8
5439000	9/30/1992	22	22	0.0826	1.82	6625	56.1536%	Fecal		CFU/100 mL	200	-	8,893.8
5439000	8/13/1993	22	22	0.0826	1.82	6625	56.1536%	Fecal		CFU/100 mL	200	-	8,893.8
5439000	1/7/1994	22	22	0.0826	1.82	6625	56.1536%	Fecal		CFU/100 mL	200	-	8,893.8
5439000	1/11/1994	22	22	0.0826	1.82	6625	56.1536%	Fecal		CFU/100 mL	200	-	8,893.8
5439000	11/7/1995	22	22	0.0826	1.82	6625	56.1536%	Fecal		CFU/100 mL	200	-	8,893.8
5439000	12/6/1995	22	22	0.0826	1.82	6625	56.1536%	Fecal		CFU/100 mL	200	-	8,893.8
5439000	12/12/1995	22	22	0.0826	1.82	6625	56.1536%	Fecal		CFU/100 mL	200	-	8,893.8
5439000	3/27/1996	22	22	0.0826	1.82	6625	56.1536%	Fecal		CFU/100 mL	200	-	8,893.8
5439000	8/31/1996	22	22	0.0826	1.82	6625	56.1536%	Fecal		CFU/100 mL	200	-	8,893.8
5439000	12/19/1996	22	22	0.0826	1.82	6625	56.1536%	Fecal		CFU/100 mL	200	-	8,893.8
5439000	1/2/1997	22	22	0.0826	1.82	6625	56.1536%	Fecal		CFU/100 mL	200	-	8,893.8
5439000	2/9/1997	22	22	0.0826	1.82	6625	56.1536%	Fecal		CFU/100 mL	200	-	8,893.8
5439000	6/22/1997	22	22	0.0826	1.82	6625	56.1536%	Fecal		CFU/100 mL	200	-	8,893.8
5439000	1/23/1998	22	22	0.0826	1.82	6625	56.1536%	Fecal		CFU/100 mL	200	-	8,893.8
5439000	7/17/1998	22	22	0.0826	1.82	6625	56.1536%	Fecal		CFU/100 mL	200	-	8,893.8
5439000	8/5/1998	22	22	0.0826	1.82	6625	56.1536%	Fecal		CFU/100 mL	200	-	8,893.8
5439000	12/5/1998	22	22	0.0826	1.82	6625	56.1536%	Fecal		CFU/100 mL	200	-	8,893.8
5439000	7/7/1999	22	22	0.0826	1.82	6625	56.1536%	Fecal		CFU/100 mL	200	-	8,893.8
5439000	3/22/2000	22	22	0.0826	1.82	6625	56.1536%	Fecal		CFU/100 mL	200	-	8,893.8
5439000	3/28/2000	22	22	0.0826	1.82	6625	56.1536%	Fecal		CFU/100 mL	200	-	8,893.8
5439000	4/10/2000	22	22	0.0826	1.82	6625	56.1536%	Fecal		CFU/100 mL	200	-	8,893.8
5439000	9/23/2000	22	22	0.0826	1.82	6625	56.1536%	Fecal		CFU/100 mL	200	-	8,893.8
5439000	11/26/2000	22	22	0.0826	1.82	6625	56.1536%	Fecal		CFU/100 mL	200	-	8,893.8
5439000	6/29/2001	22	22	0.0826	1.82	6625	56.1536%	Fecal		CFU/100 mL	200	-	8,893.8
5439000	12/8/2001	22	22	0.0826	1.82	6625	56.1536%	Fecal		CFU/100 mL	200	-	8,893.8
5439000	7/21/2004	22	22	0.0826	1.82	6625	56.1536%	Fecal		CFU/100 mL	200	-	8,893.8
5439000	1/23/2005	22	22	0.0826	1.82	6625	56.1536%	Fecal		CFU/100 mL	200	-	8,893.8
5439000	6/7/2006	22	22	0.0826	1.82	6625	56.1536%	Fecal		CFU/100 mL	200	-	8,893.8
5439000	11/29/2006	22	22	0.0826	1.82	6625	56.1536%	Fecal		CFU/100 mL	200	-	8,893.8
5439000	2/28/2008	22	22	0.0826	1.82	6625	56.1536%	Fecal		CFU/100 mL	200	-	8,893.8
5439000	9/2/2009	22	22	0.0826	1.82	6625	56.1536%	Fecal		CFU/100 mL	200	-	8,893.8
5439000	11/14/2016	22	22	0.0826	1.82	6625	56.1536%	Fecal		CFU/100 mL	200	-	8,893.8
5439000	7/21/2018	22	22	0.0826	1.82	6625	56.1536%	Fecal		CFU/100 mL	200	-	8,893.8
5439000	3/12/2006	21.9	21.9	0.0826	1.81	6670	56.5350%	Fecal		CFU/100 mL	200	-	8,853.4

Gage ID	Date	Discharge (CFS)	Gage Discharge (less Surrogate NPDES) (CFS)	Watershed Area Ratio	Calculated flow (CFS)	Rank	Flow Exceedance %	Parameter	Results	Units (mg or micro_gram	Limit/Standard	Actual Load (million colonies/day)	Allowable Load (million colonies/day)
5439000	9/21/2007	21.9	21.9	0.0826	1.81	6670	56.5350%	Fecal		CFU/100 mL	200	-	8,853.4
5439000	4/12/2018	21.9	21.9	0.0826	1.81	6670	56.5350%	Fecal		CFU/100 mL	200	-	8,853.4
5439000	11/23/1993	21.8	21.8	0.0826	1.80	6673	56.5604%	Fecal		CFU/100 mL	200	-	8,813.0
5439000	4/27/2005	21.8	21.8	0.0826	1.80	6673	56.5604%	Fecal		CFU/100 mL	200	-	8,813.0
5439000	12/11/2006	21.8	21.8	0.0826	1.80	6673	56.5604%	Fecal		CFU/100 mL	200	-	8,813.0
5439000	6/30/2008	21.8	21.8	0.0826	1.80	6673	56.5604%	Fecal		CFU/100 mL	200	-	8,813.0
5439000	7/6/2007	21.7	21.7	0.0826	1.79	6677	56.5943%	Fecal		CFU/100 mL	200	-	8,772.6
5439000	7/8/2008	21.6	21.6	0.0826	1.78	6678	56.6028%	Fecal		CFU/100 mL	200	-	8,732.1
5439000	7/30/2008	21.6	21.6	0.0826	1.78	6678	56.6028%	Fecal		CFU/100 mL	200	-	8,732.1
5439000	7/16/2010	21.6	21.6	0.0826	1.78	6678	56.6028%	Fecal		CFU/100 mL	200	-	8,732.1
5439000	7/10/2011	21.6	21.6	0.0826	1.78	6678	56.6028%	Fecal		CFU/100 mL	200	-	8,732.1
5439000	8/30/2015	21.6	21.6	0.0826	1.78	6678	56.6028%	Fecal		CFU/100 mL	200	-	8,732.1
5439000	7/19/2017	21.6	21.6	0.0826	1.78	6678	56.6028%	Fecal		CFU/100 mL	200	-	8,732.1
5439000	7/18/2018	21.6	21.6	0.0826	1.78	6678	56.6028%	Fecal		CFU/100 mL	200	-	8,732.1
5439000	10/18/2018	21.6	21.6	0.0826	1.78	6678	56.6028%	Fecal		CFU/100 mL	200	-	8,732.1
5439000	4/11/2005	21.5	21.5	0.0826	1.78	6686	56.6706%	Fecal		CFU/100 mL	200	-	8,691.7
5439000	4/21/2005	21.5	21.5	0.0826	1.78	6686	56.6706%	Fecal		CFU/100 mL	200	-	8,691.7
5439000	10/19/2012	21.5	21.5	0.0826	1.78	6686	56.6706%	Fecal		CFU/100 mL	200	-	8,691.7
5439000	3/4/2016	21.5	21.5	0.0826	1.78	6686	56.6706%	Fecal		CFU/100 mL	200	-	8,691.7
5439000	5/5/2021	21.5	21.5	0.0826	1.78	6686	56.6706%	Fecal		CFU/100 mL	200	-	8,691.7
5439000	4/20/1994	21.4	21.4	0.0826	1.77	6691	56.7130%	Fecal		CFU/100 mL	200	-	8,651.3
5439000	6/13/2003	21.4	21.4	0.0826	1.77	6691	56.7130%	Fecal		CFU/100 mL	200	-	8,651.3
5439000	12/10/2006	21.4	21.4	0.0826	1.77	6691	56.7130%	Fecal		CFU/100 mL	200	-	8,651.3
5439000	11/3/2015	21.4	21.4	0.0826	1.77	6691	56.7130%	Fecal		CFU/100 mL	200	-	8,651.3
5439000	7/14/2003	21.3	21.3	0.0826	1.76	6695	56.7469%	Fecal		CFU/100 mL	200	-	8,610.9
5439000	7/12/2004	21.3	21.3	0.0826	1.76	6695	56.7469%	Fecal		CFU/100 mL	200	-	8,610.9
5439000	12/9/2006	21.3	21.3	0.0826	1.76	6695	56.7469%	Fecal		CFU/100 mL	200	-	8,610.9
5439000	9/22/2007	21.3	21.3	0.0826	1.76	6695	56.7469%	Fecal		CFU/100 mL	200	-	8,610.9
5439000	2/22/2013	21.3	21.3	0.0826	1.76	6695	56.7469%	Fecal		CFU/100 mL	200	-	8,610.9
5439000	11/11/2018	21.3	21.3	0.0826	1.76	6695	56.7469%	Fecal		CFU/100 mL	200	-	8,610.9
5439000	7/16/2009	21.2	21.2	0.0826	1.75	6701	56.7978%	Fecal		CFU/100 mL	200	-	8,570.4
5439000	7/23/2011	21.2	21.2	0.0826	1.75	6701	56.7978%	Fecal		CFU/100 mL	200	-	8,570.4
5439000	4/13/2018	21.2	21.2	0.0826	1.75	6701	56.7978%	Fecal		CFU/100 mL	200	-	8,570.4
5439000	4/9/2006	21.1	21.1	0.0826	1.74	6704	56.8232%	Fecal		CFU/100 mL	200	-	8,530.0
5439000	7/24/2009	21.1	21.1	0.0826	1.74	6704	56.8232%	Fecal		CFU/100 mL	200	-	8,530.0
5439000	6/12/2012	21.1	21.1	0.0826	1.74	6704	56.8232%	Fecal		CFU/100 mL	200	-	8,530.0
5439000	8/9/2017	21.1	21.1	0.0826	1.74	6704	56.8232%	Fecal		CFU/100 mL	200	-	8,530.0
5439000	8/16/2017	21.1	21.1	0.0826	1.74	6704	56.8232%	Fecal		CFU/100 mL	200	-	8,530.0
5439000	2/16/2018	21.1	21.1	0.0826	1.74	6704	56.8232%	Fecal		CFU/100 mL	200	-	8,530.0
5439000	9/13/2020	21.1	21.1	0.0826	1.74	6704	56.8232%	Fecal		CFU/100 mL	200	-	8,530.0
5439000	9/1/1990	21	21	0.0826	1.73	6711	56.8825%	Fecal		CFU/100 mL	200	-	8,489.6
5439000	10/10/1990	21	21	0.0826	1.73	6711	56.8825%	Fecal		CFU/100 mL	200	-	8,489.6
5439000	10/24/1990	21	21	0.0826	1.73	6711	56.8825%	Fecal		CFU/100 mL	200	-	8,489.6
5439000	6/26/1991	21	21	0.0826	1.73	6711	56.8825%	Fecal		CFU/100 mL	200	-	8,489.6
5439000	7/4/1991	21	21	0.0826	1.73	6711	56.8825%	Fecal		CFU/100 mL	200	-	8,489.6
5439000	5/25/1992	21	21	0.0826	1.73	6711	56.8825%	Fecal		CFU/100 mL	200	-	8,489.6
5439000	5/26/1992	21	21	0.0826	1.73	6711	56.8825%	Fecal		CFU/100 mL	200	-	8,489.6
5439000	9/24/1992	21	21	0.0826	1.73	6711	56.8825%	Fecal		CFU/100 mL	200	-	8,489.6
5439000	8/19/1993	21	21	0.0826	1.73	6711	56.8825%	Fecal		CFU/100 mL	200	-	8,489.6
5439000	9/7/1993	21	21	0.0826	1.73	6711	56.8825%	Fecal		CFU/100 mL	200	-	8,489.6
5439000	1/12/1994	21	21	0.0826	1.73	6711	56.8825%	Fecal		CFU/100 mL	200	-	8,489.6
5439000	1/26/1994	21	21	0.0826	1.73	6711	56.8825%	Fecal		CFU/100 mL	200	-	8,489.6
5439000	2/15/1994	21	21	0.0826	1.73	6711	56.8825%	Fecal		CFU/100 mL	200	-	8,489.6
5439000	6/17/1994	21	21	0.0826	1.73	6711	56.8825%	Fecal		CFU/100 mL	200	-	8,489.6
5439000	12/13/1995	21	21	0.0826	1.73	6711	56.8825%	Fecal		CFU/100 mL	200	-	8,489.6
5439000	1/17/1996	21	21	0.0826	1.73	6711	56.8825%	Fecal		CFU/100 mL	200	-	8,489.6
5439000	4/26/1996	21	21	0.0826	1.73	6711	56.8825%	Fecal		CFU/100 mL	200	-	8,489.6
5439000	7/16/1996	21	21	0.0826	1.73	6711	56.8825%	Fecal		CFU/100 mL	200	-	8,489.6
5439000	12/26/1996	21	21	0.0826	1.73	6711	56.8825%	Fecal		CFU/100 mL	200	-	8,489.6
5439000	12/29/1996	21	21	0.0826	1.73	6711	56.8825%	Fecal		CFU/100 mL	200	-	8,489.6
5439000	1/14/1997	21	21	0.0826	1.73	6711	56.8825%	Fecal		CFU/100 mL	200	-	8,489.6
5439000	1/22/1997	21	21	0.0826	1.73	6711	56.8825%	Fecal		CFU/100 mL	200	-	8,489.6
5439000	1/26/1997	21	21	0.0826	1.73	6711	56.8825%	Fecal		CFU/100 mL	200	-	8,489.6
5439000	2/4/1997	21	21	0.0826	1.73	6711	56.8825%	Fecal		CFU/100 mL	200	-	8,489.6
5439000	2/10/1997	21	21	0.0826	1.73	6711	56.8825%	Fecal		CFU/100 mL	200	-	8,489.6
5439000	2/17/1997	21	21	0.0826	1.73	6711	56.8825%	Fecal		CFU/100 mL	200	-	8,489.6
5439000	6/23/1997	21	21	0.0826	1.73	6711	56.8825%	Fecal		CFU/100 mL	200	-	8,489.6
5439000	7/3/1997	21	21	0.0826	1.73	6711	56.8825%	Fecal		CFU/100 mL	200	-	8,489.6
5439000	1/24/1998	21	21	0.0826	1.73	6711	56.8825%	Fecal		CFU/100 mL	200	-	8,489.6
5439000	1/25/1998	21	21	0.0826	1.73	6711	56.8825%	Fecal		CFU/100 mL	200	-	8,489.6
5439000	7/20/1998	21	21	0.0826	1.73	6711	56.8825%	Fecal		CFU/100 mL	200	-	8,489.6
5439000	7/10/1999	21	21	0.0826	1.73	6711	56.8825%	Fecal		CFU/100 mL	200	-	8,489.6
5439000	2/22/2000	21	21	0.0826	1.73	6711	56.8825%	Fecal		CFU/100 mL	200	-	8,489.6
5439000	3/23/2000	21	21	0.0826	1.73	6711	56.8825%	Fecal		CFU/100 mL	200	-	8,489.6
5439000	3/26/2000	21	21	0.0826	1.73	6711	56.8825%	Fecal		CFU/100 mL	200	-	8,489.6
5439000	4/9/2000	21	21	0.0826	1.73	6711	56.8825%	Fecal		CFU/100 mL	200	-	8,489.6
5439000	8/10/2000	21	21	0.0826	1.73	6711	56.8825%	Fecal		CFU/100 mL	200	-	8,489.6
5439000	10/8/2000	21	21	0.0826	1.73	6711	56.8825%	Fecal		CFU/100 mL	200	-	8,489.6
5439000	11/21/2000	21	21	0.0826	1.73	6711	56.8825%	Fecal		CFU/100 mL	200	-	8,489.6
5439000	11/22/2000	21	21	0.0826	1.73	6711	56.8825%	Fecal		CFU/100 mL	200	-	8,489.6
5439000	7/3/2001	21	21	0.0826	1.73	6711	56.8825%	Fecal		CFU/100 mL	200	-	8,489.6
5439000	11/3/2001	21	21	0.0826	1.73	6711	56.8825%	Fecal		CFU/100 mL	200	-	8,489.6
5439000	1/11/2011	21	21	0.0826	1.73	6711	56.8825%	Fecal		CFU/100 mL	200	-	8,489.6
5439000	4/9/2018	21	21	0.0826	1.73	6711	56.8825%	Fecal		CFU/100 mL	200	-	8,489.6
5439000	8/4/2008	20.9	20.9	0.0826	1.73	6755	57.2555%	Fecal		CFU/100 mL	200	-	8,449.1
5439000	12/8/2008	20.9	20.9	0.0826	1.73	6755	57.2555%	Fecal		CFU/100 mL	200	-	8,449.1
5439000	5/7/2014	20.9	20.9	0.0826	1.73	6755	57.2555%	Fecal		CFU/100 mL	200	-	8,449.1
5439000	3/10/2015	20.9	20.9	0.0826	1.73	6755	57.2555%	Fecal		CFU/100 mL	200	-	8,449.1
5439000	8/10/2015	20.9	20.9	0.0826	1.73	6755	57.2555%	Fecal		CFU/100 mL	200	-	8,449.1
5439000	2/3/2005	20.8	20.8	0.0826	1.72	6760	57.2978%	Fecal		CFU/100 mL	200	-	8,408.7
5439000	1/23/2009	20.8	20.8	0.0826	1.72	6760	57.2978%	Fecal		CFU/100 mL	200	-	8,408.7
5439000	1/27/2009	20.8	20.8	0.0826	1.72	6760	57.2978%	Fecal		CFU/100 mL	200	-	8,408.7
5439000	7/17/2009	20.8	20.8	0.0826	1.72	6760	57.2978%	Fecal		CFU/100 mL	200	-	8,408.7
5439000	8/3/2015	20.8	20.8	0.0826	1.72	6760	57.2978%	Fecal		CFU/100 mL	200	-	8,408.7
5439000	10/5/2018	20.8	20.8	0.0826	1.72	6760	57.2978%	Fecal		CFU/100 mL	200	-	8,408.7
5439000	9/7/2019	20.8	20.8	0.0826	1.72	6760	57.2978%	Fecal		CFU/100 mL	200	-	8,408.7
5439000	12/17/2020	20.8	20.8	0.0826	1.72	6760	57.2978%	Fecal		CFU/100 mL	200	-	8,408.7
5439000	4/24/1994	20.7	20.7	0.0826	1.71	6768	57.3657%	Fecal		CFU/100 mL	200	-	8,368.3
5439000	7/13/1994	20.7	20.7	0.0826	1.71	6768	57.3657%	Fecal		CFU/100 mL	200	-	8,368.3
5439000	5/22/2007	20.7	20.7	0.0826	1.71	6768	57.3657%	Fecal		CFU/100 mL	200	-	8,368.3
5439000	7/19/2013	20.7	20.7	0.0826	1.71	6768	57.3657%	Fecal		CFU/100 mL	200	-	8,368.3
5439000	9/4/2014	20.7	20.7	0.0826	1.71	6768	57.3657%	Fecal		CFU/100 mL	200	-	8,368.3
5439000	8/2/2015	20.7	20.7	0.0826	1.71	6768	57.3657%	Fecal		CFU/100 mL	200	-	8,368.3
5439000	11/12/2016	20.7	20.7	0.0826	1.71	6768	57.3657%	Fecal		CFU/100 mL	200	-	8,368.3
5439000	4/25/2018	20.7	20.7	0.0826	1.71	6768	57.3657%	Fecal		CFU/100 mL	200	-	8,368.3
5439000	4/29/1994	20.6	20.6	0.0826	1.70	6776	57.4335%	Fecal		CFU/100 mL	200	-	8,327.9
5439000	7/29/2008	20.6	20.6	0.0826	1.70	6776	57.4335%	Fecal		CFU/100 mL	200	-	8,327.9
5439000	7/26/2011	20.6	20.6	0.0826	1.70	6776	57.4335%	Fecal		CFU/100 mL	200	-	8,327.9
5439000	7/3/2017	20.6	20.6	0.0826	1.70	6776	57.4335%	Fecal		CFU/100 mL	200	-	8,327.9
5439000	8/28/2018	20.6	20.6	0.0826	1.70	6776	57.4335%	Fecal		CFU/100 mL	200	-	8,327.9
5439000	7/18/1994	20.5	20.5	0.0826	1.69	6781	57.4758%	Fecal		CFU/100 mL	200	-	8,287.4
5439000	4/27/2014	20.5	20.5	0.0826	1.69	6781	57.4758%	Fecal		CFU/100 mL	200	-	8,287.4
5439000	7/26/2014	20.5	20.5	0.0826	1.69	6781	57.4758%	Fecal		CFU/100 mL	200	-	8,287.4
5439000	12/16/2017	20.5	20.5	0.0826	1.69	6781	57.4758%	Fecal		CFU/100 mL	200	-	8,287.4
5439000	4/23/2018	20.5	20.5	0.0826	1.69	6781	57.4758%	Fecal		CFU/100 mL	200	-	8,287.4

Gage ID	Date	Discharge (CFS)	Gage Discharge (less Surrogate NPDES) (CFS)	Watershed Area Ratio	Calculated flow (CFS)	Rank	Flow Exceedance %	Parameter	Results	Units (mg or micro_gram	Limit/Standard	Actual Load (million colonies/day)	Allowable Load (million colonies/day)
5439000	10/19/2018	20.5	20.5	0.0826	1.69	6781	57.4758%	Fecal		CFU/100 mL	200	-	8,287.4
5439000	9/12/2019	20.5	20.5	0.0826	1.69	6781	57.4758%	Fecal		CFU/100 mL	200	-	8,287.4
5439000	4/28/1994	20.4	20.4	0.0826	1.69	6788	57.5352%	Fecal		CFU/100 mL	200	-	8,247.0
5439000	7/1/2007	20.4	20.4	0.0826	1.69	6788	57.5352%	Fecal		CFU/100 mL	200	-	8,247.0
5439000	3/6/2016	20.4	20.4	0.0826	1.69	6788	57.5352%	Fecal		CFU/100 mL	200	-	8,247.0
5439000	11/15/2016	20.4	20.4	0.0826	1.69	6788	57.5352%	Fecal		CFU/100 mL	200	-	8,247.0
5439000	4/21/1994	20.3	20.3	0.0826	1.68	6792	57.5691%	Fecal		CFU/100 mL	200	-	8,206.6
5439000	12/12/2001	20.3	20.3	0.0826	1.68	6792	57.5691%	Fecal		CFU/100 mL	200	-	8,206.6
5439000	6/19/2003	20.3	20.3	0.0826	1.68	6792	57.5691%	Fecal		CFU/100 mL	200	-	8,206.6
5439000	6/5/2005	20.3	20.3	0.0826	1.68	6792	57.5691%	Fecal		CFU/100 mL	200	-	8,206.6
5439000	4/29/2006	20.3	20.3	0.0826	1.68	6792	57.5691%	Fecal		CFU/100 mL	200	-	8,206.6
5439000	7/14/2020	20.3	20.3	0.0826	1.68	6792	57.5691%	Fecal		CFU/100 mL	200	-	8,206.6
5439000	5/24/2005	20.2	20.2	0.0826	1.67	6798	57.6199%	Fecal		CFU/100 mL	200	-	8,166.2
5439000	4/28/2006	20.2	20.2	0.0826	1.67	6798	57.6199%	Fecal		CFU/100 mL	200	-	8,166.2
5439000	7/5/2020	20.2	20.2	0.0826	1.67	6798	57.6199%	Fecal		CFU/100 mL	200	-	8,166.2
5439000	5/2/1994	20.1	20.1	0.0826	1.66	6801	57.6454%	Fecal		CFU/100 mL	200	-	8,125.7
5439000	5/15/2005	20.1	20.1	0.0826	1.66	6801	57.6454%	Fecal		CFU/100 mL	200	-	8,125.7
5439000	7/25/2009	20.1	20.1	0.0826	1.66	6801	57.6454%	Fecal		CFU/100 mL	200	-	8,125.7
5439000	5/6/2021	20.1	20.1	0.0826	1.66	6801	57.6454%	Fecal		CFU/100 mL	200	-	8,125.7
5439000	8/2/1990	20	20	0.0826	1.65	6805	57.6793%	Fecal		CFU/100 mL	200	-	8,085.3
5439000	10/12/1990	20	20	0.0826	1.65	6805	57.6793%	Fecal		CFU/100 mL	200	-	8,085.3
5439000	10/15/1990	20	20	0.0826	1.65	6805	57.6793%	Fecal		CFU/100 mL	200	-	8,085.3
5439000	6/27/1991	20	20	0.0826	1.65	6805	57.6793%	Fecal		CFU/100 mL	200	-	8,085.3
5439000	7/1/1991	20	20	0.0826	1.65	6805	57.6793%	Fecal		CFU/100 mL	200	-	8,085.3
5439000	11/27/1991	20	20	0.0826	1.65	6805	57.6793%	Fecal		CFU/100 mL	200	-	8,085.3
5439000	5/27/1992	20	20	0.0826	1.65	6805	57.6793%	Fecal		CFU/100 mL	200	-	8,085.3
5439000	6/17/1992	20	20	0.0826	1.65	6805	57.6793%	Fecal		CFU/100 mL	200	-	8,085.3
5439000	8/26/1992	20	20	0.0826	1.65	6805	57.6793%	Fecal		CFU/100 mL	200	-	8,085.3
5439000	9/18/1992	20	20	0.0826	1.65	6805	57.6793%	Fecal		CFU/100 mL	200	-	8,085.3
5439000	9/20/1992	20	20	0.0826	1.65	6805	57.6793%	Fecal		CFU/100 mL	200	-	8,085.3
5439000	9/25/1992	20	20	0.0826	1.65	6805	57.6793%	Fecal		CFU/100 mL	200	-	8,085.3
5439000	8/14/1993	20	20	0.0826	1.65	6805	57.6793%	Fecal		CFU/100 mL	200	-	8,085.3
5439000	9/11/1993	20	20	0.0826	1.65	6805	57.6793%	Fecal		CFU/100 mL	200	-	8,085.3
5439000	1/8/1994	20	20	0.0826	1.65	6805	57.6793%	Fecal		CFU/100 mL	200	-	8,085.3
5439000	1/9/1994	20	20	0.0826	1.65	6805	57.6793%	Fecal		CFU/100 mL	200	-	8,085.3
5439000	1/10/1994	20	20	0.0826	1.65	6805	57.6793%	Fecal		CFU/100 mL	200	-	8,085.3
5439000	1/13/1994	20	20	0.0826	1.65	6805	57.6793%	Fecal		CFU/100 mL	200	-	8,085.3
5439000	1/21/1994	20	20	0.0826	1.65	6805	57.6793%	Fecal		CFU/100 mL	200	-	8,085.3
5439000	1/27/1994	20	20	0.0826	1.65	6805	57.6793%	Fecal		CFU/100 mL	200	-	8,085.3
5439000	1/31/1994	20	20	0.0826	1.65	6805	57.6793%	Fecal		CFU/100 mL	200	-	8,085.3
5439000	2/1/1994	20	20	0.0826	1.65	6805	57.6793%	Fecal		CFU/100 mL	200	-	8,085.3
5439000	2/2/1994	20	20	0.0826	1.65	6805	57.6793%	Fecal		CFU/100 mL	200	-	8,085.3
5439000	2/3/1994	20	20	0.0826	1.65	6805	57.6793%	Fecal		CFU/100 mL	200	-	8,085.3
5439000	2/4/1994	20	20	0.0826	1.65	6805	57.6793%	Fecal		CFU/100 mL	200	-	8,085.3
5439000	2/14/1994	20	20	0.0826	1.65	6805	57.6793%	Fecal		CFU/100 mL	200	-	8,085.3
5439000	8/18/1995	20	20	0.0826	1.65	6805	57.6793%	Fecal		CFU/100 mL	200	-	8,085.3
5439000	12/14/1995	20	20	0.0826	1.65	6805	57.6793%	Fecal		CFU/100 mL	200	-	8,085.3
5439000	12/15/1995	20	20	0.0826	1.65	6805	57.6793%	Fecal		CFU/100 mL	200	-	8,085.3
5439000	4/24/1996	20	20	0.0826	1.65	6805	57.6793%	Fecal		CFU/100 mL	200	-	8,085.3
5439000	12/27/1996	20	20	0.0826	1.65	6805	57.6793%	Fecal		CFU/100 mL	200	-	8,085.3
5439000	1/12/1997	20	20	0.0826	1.65	6805	57.6793%	Fecal		CFU/100 mL	200	-	8,085.3
5439000	1/13/1997	20	20	0.0826	1.65	6805	57.6793%	Fecal		CFU/100 mL	200	-	8,085.3
5439000	1/21/1997	20	20	0.0826	1.65	6805	57.6793%	Fecal		CFU/100 mL	200	-	8,085.3
5439000	1/27/1997	20	20	0.0826	1.65	6805	57.6793%	Fecal		CFU/100 mL	200	-	8,085.3
5439000	2/11/1997	20	20	0.0826	1.65	6805	57.6793%	Fecal		CFU/100 mL	200	-	8,085.3
5439000	1/26/1998	20	20	0.0826	1.65	6805	57.6793%	Fecal		CFU/100 mL	200	-	8,085.3
5439000	7/18/1998	20	20	0.0826	1.65	6805	57.6793%	Fecal		CFU/100 mL	200	-	8,085.3
5439000	12/24/1998	20	20	0.0826	1.65	6805	57.6793%	Fecal		CFU/100 mL	200	-	8,085.3
5439000	7/8/1999	20	20	0.0826	1.65	6805	57.6793%	Fecal		CFU/100 mL	200	-	8,085.3
5439000	4/18/2000	20	20	0.0826	1.65	6805	57.6793%	Fecal		CFU/100 mL	200	-	8,085.3
5439000	9/24/2000	20	20	0.0826	1.65	6805	57.6793%	Fecal		CFU/100 mL	200	-	8,085.3
5439000	6/30/2001	20	20	0.0826	1.65	6805	57.6793%	Fecal		CFU/100 mL	200	-	8,085.3
5439000	9/20/2001	20	20	0.0826	1.65	6805	57.6793%	Fecal		CFU/100 mL	200	-	8,085.3
5439000	8/4/2002	20	20	0.0826	1.65	6805	57.6793%	Fecal		CFU/100 mL	200	-	8,085.3
5439000	4/10/2006	20	20	0.0826	1.65	6805	57.6793%	Fecal		CFU/100 mL	200	-	8,085.3
5439000	6/16/2007	20	20	0.0826	1.65	6805	57.6793%	Fecal		CFU/100 mL	200	-	8,085.3
5439000	12/15/2007	20	20	0.0826	1.65	6805	57.6793%	Fecal		CFU/100 mL	200	-	8,085.3
5439000	7/27/2008	20	20	0.0826	1.65	6805	57.6793%	Fecal		CFU/100 mL	200	-	8,085.3
5439000	12/5/2008	20	20	0.0826	1.65	6805	57.6793%	Fecal		CFU/100 mL	200	-	8,085.3
5439000	8/17/2009	20	20	0.0826	1.65	6805	57.6793%	Fecal		CFU/100 mL	200	-	8,085.3
5439000	8/20/2009	20	20	0.0826	1.65	6805	57.6793%	Fecal		CFU/100 mL	200	-	8,085.3
5439000	1/8/2011	20	20	0.0826	1.65	6805	57.6793%	Fecal		CFU/100 mL	200	-	8,085.3
5439000	1/9/2011	20	20	0.0826	1.65	6805	57.6793%	Fecal		CFU/100 mL	200	-	8,085.3
5439000	1/18/2011	20	20	0.0826	1.65	6805	57.6793%	Fecal		CFU/100 mL	200	-	8,085.3
5439000	6/13/2012	20	20	0.0826	1.65	6805	57.6793%	Fecal		CFU/100 mL	200	-	8,085.3
5439000	2/2/2013	20	20	0.0826	1.65	6805	57.6793%	Fecal		CFU/100 mL	200	-	8,085.3
5439000	2/17/2013	20	20	0.0826	1.65	6805	57.6793%	Fecal		CFU/100 mL	200	-	8,085.3
5439000	10/29/2016	20	20	0.0826	1.65	6805	57.6793%	Fecal		CFU/100 mL	200	-	8,085.3
5439000	11/13/2016	20	20	0.0826	1.65	6805	57.6793%	Fecal		CFU/100 mL	200	-	8,085.3
5439000	12/9/2001	19.9	19.9	0.0826	1.64	6865	58.1878%	Fecal		CFU/100 mL	200	-	8,044.9
5439000	7/3/2002	19.9	19.9	0.0826	1.64	6865	58.1878%	Fecal		CFU/100 mL	200	-	8,044.9
5439000	4/26/2014	19.9	19.9	0.0826	1.64	6865	58.1878%	Fecal		CFU/100 mL	200	-	8,044.9
5439000	5/7/2021	19.9	19.9	0.0826	1.64	6865	58.1878%	Fecal		CFU/100 mL	200	-	8,044.9
5439000	7/25/2021	19.9	19.9	0.0826	1.64	6865	58.1878%	Fecal		CFU/100 mL	200	-	8,044.9
5439000	10/24/2021	19.9	19.9	0.0826	1.64	6865	58.1878%	Fecal		CFU/100 mL	200	-	8,044.9
5439000	4/27/1994	19.8	19.8	0.0826	1.64	6871	58.2387%	Fecal		CFU/100 mL	200	-	8,004.5
5439000	10/14/2012	19.8	19.8	0.0826	1.64	6871	58.2387%	Fecal		CFU/100 mL	200	-	8,004.5
5439000	12/13/2017	19.8	19.8	0.0826	1.64	6871	58.2387%	Fecal		CFU/100 mL	200	-	8,004.5
5439000	5/7/1994	19.7	19.7	0.0826	1.63	6874	58.2641%	Fecal		CFU/100 mL	200	-	7,964.0
5439000	11/4/2001	19.7	19.7	0.0826	1.63	6874	58.2641%	Fecal		CFU/100 mL	200	-	7,964.0
5439000	6/14/2003	19.7	19.7	0.0826	1.63	6874	58.2641%	Fecal		CFU/100 mL	200	-	7,964.0
5439000	5/8/2014	19.7	19.7	0.0826	1.63	6874	58.2641%	Fecal		CFU/100 mL	200	-	7,964.0
5439000	9/10/2015	19.7	19.7	0.0826	1.63	6874	58.2641%	Fecal		CFU/100 mL	200	-	7,964.0
5439000	4/22/1994	19.6	19.6	0.0826	1.62	6879	58.3065%	Fecal		CFU/100 mL	200	-	7,923.6
5439000	4/12/2006	19.6	19.6	0.0826	1.62	6879	58.3065%	Fecal		CFU/100 mL	200	-	7,923.6
5439000	5/10/2014	19.6	19.6	0.0826	1.62	6879	58.3065%	Fecal		CFU/100 mL	200	-	7,923.6
5439000	8/12/2014	19.6	19.6	0.0826	1.62	6879	58.3065%	Fecal		CFU/100 mL	200	-	7,923.6
5439000	8/1/2015	19.6	19.6	0.0826	1.62	6879	58.3065%	Fecal		CFU/100 mL	200	-	7,923.6
5439000	7/27/2019	19.6	19.6	0.0826	1.62	6879	58.3065%	Fecal		CFU/100 mL	200	-	7,923.6
5439000	7/13/2004	19.5	19.5	0.0826	1.61	6885	58.3573%	Fecal		CFU/100 mL	200	-	7,883.2
5439000	4/11/2006	19.5	19.5	0.0826	1.61	6885	58.3573%	Fecal		CFU/100 mL	200	-	7,883.2
5439000	12/21/2007	19.5	19.5	0.0826	1.61	6885	58.3573%	Fecal		CFU/100 mL	200	-	7,883.2
5439000	7/17/2010	19.5	19.5	0.0826	1.61	6885	58.3573%	Fecal		CFU/100 mL	200	-	7,883.2
5439000	11/3/2011	19.5	19.5	0.0826	1.61	6885	58.3573%	Fecal		CFU/100 mL	200	-	7,883.2
5439000	4/23/1994	19.4	19.4	0.0826	1.60	6890	58.3997%	Fecal		CFU/100 mL	200	-	7,842.7
5439000	12/29/2001	19.4	19.4	0.0826	1.60	6890	58.3997%	Fecal		CFU/100 mL	200	-	7,842.7
5439000	6/15/2007	19.4	19.4	0.0826	1.60	6890	58.3997%	Fecal		CFU/100 mL	200	-	7,842.7
5439000	9/13/2014	19.4	19.4	0.0826	1.60	6890	58.3997%	Fecal		CFU/100 mL	200	-	7,842.7
5439000	11/5/2018	19.4	19.4	0.0826	1.60	6890	58.3997%	Fecal		CFU/100 mL	200	-	7,842.7
5439000	7/4/2002	19.3	19.3	0.0826	1.59	6895	58.4421%	Fecal		CFU/100 mL	200	-	7,802.3
5439000	6/8/2006	19.3	19.3	0.0826	1.59	6895	58.4421%	Fecal		CFU/100 mL	200	-	7,802.3
5439000	6/14/2012	19.3	19.3	0.0826	1.59	6895	58.4421%	Fecal		CFU/100 mL	200	-	7,802.3
5439000	3/17/2003	19.2	19.2	0.0826	1.59	6898	58.4675%	Fecal		CFU/100 mL	200	-	7,761.9
5439000	11/23/2016	19.2	19.2	0.0826	1.59	6898	58.4675%	Fecal		CFU/100 mL	200	-	7,761.9
5439000	7/3/2007	19.1	19.1	0.0826	1.58	6900	58.4845%	Fecal		CFU/100 mL	200	-	7,721.5

Gage ID	Date	Discharge (CFS)	Gage Discharge (less Surrogate NPDES) (CFS)	Watershed Area Ratio	Calculated flow (CFS)	Rank	Flow Exceedance %	Parameter	Results	Units (mg or micro_gram	Limit/Standard	Actual Load (million colonies/day)	Allowable Load (million colonies/day)
5439000	1/13/1990	19	19	0.0826	1.57	6901	58.4930%	Fecal		CFU/100 mL	200	-	7,681.0
5439000	10/16/1990	19	19	0.0826	1.57	6901	58.4930%	Fecal		CFU/100 mL	200	-	7,681.0
5439000	3/13/1991	19	19	0.0826	1.57	6901	58.4930%	Fecal		CFU/100 mL	200	-	7,681.0
5439000	3/14/1991	19	19	0.0826	1.57	6901	58.4930%	Fecal		CFU/100 mL	200	-	7,681.0
5439000	6/28/1991	19	19	0.0826	1.57	6901	58.4930%	Fecal		CFU/100 mL	200	-	7,681.0
5439000	10/30/1991	19	19	0.0826	1.57	6901	58.4930%	Fecal		CFU/100 mL	200	-	7,681.0
5439000	6/5/1992	19	19	0.0826	1.57	6901	58.4930%	Fecal		CFU/100 mL	200	-	7,681.0
5439000	7/25/1992	19	19	0.0826	1.57	6901	58.4930%	Fecal		CFU/100 mL	200	-	7,681.0
5439000	10/1/1992	19	19	0.0826	1.57	6901	58.4930%	Fecal		CFU/100 mL	200	-	7,681.0
5439000	8/8/1993	19	19	0.0826	1.57	6901	58.4930%	Fecal		CFU/100 mL	200	-	7,681.0
5439000	8/20/1993	19	19	0.0826	1.57	6901	58.4930%	Fecal		CFU/100 mL	200	-	7,681.0
5439000	9/8/1993	19	19	0.0826	1.57	6901	58.4930%	Fecal		CFU/100 mL	200	-	7,681.0
5439000	1/14/1994	19	19	0.0826	1.57	6901	58.4930%	Fecal		CFU/100 mL	200	-	7,681.0
5439000	1/15/1994	19	19	0.0826	1.57	6901	58.4930%	Fecal		CFU/100 mL	200	-	7,681.0
5439000	1/28/1994	19	19	0.0826	1.57	6901	58.4930%	Fecal		CFU/100 mL	200	-	7,681.0
5439000	1/29/1994	19	19	0.0826	1.57	6901	58.4930%	Fecal		CFU/100 mL	200	-	7,681.0
5439000	1/30/1994	19	19	0.0826	1.57	6901	58.4930%	Fecal		CFU/100 mL	200	-	7,681.0
5439000	2/5/1994	19	19	0.0826	1.57	6901	58.4930%	Fecal		CFU/100 mL	200	-	7,681.0
5439000	2/6/1994	19	19	0.0826	1.57	6901	58.4930%	Fecal		CFU/100 mL	200	-	7,681.0
5439000	8/10/1994	19	19	0.0826	1.57	6901	58.4930%	Fecal		CFU/100 mL	200	-	7,681.0
5439000	7/16/1995	19	19	0.0826	1.57	6901	58.4930%	Fecal		CFU/100 mL	200	-	7,681.0
5439000	3/28/1996	19	19	0.0826	1.57	6901	58.4930%	Fecal		CFU/100 mL	200	-	7,681.0
5439000	9/1/1996	19	19	0.0826	1.57	6901	58.4930%	Fecal		CFU/100 mL	200	-	7,681.0
5439000	1/1/1997	19	19	0.0826	1.57	6901	58.4930%	Fecal		CFU/100 mL	200	-	7,681.0
5439000	1/15/1997	19	19	0.0826	1.57	6901	58.4930%	Fecal		CFU/100 mL	200	-	7,681.0
5439000	1/16/1997	19	19	0.0826	1.57	6901	58.4930%	Fecal		CFU/100 mL	200	-	7,681.0
5439000	1/17/1997	19	19	0.0826	1.57	6901	58.4930%	Fecal		CFU/100 mL	200	-	7,681.0
5439000	1/19/1997	19	19	0.0826	1.57	6901	58.4930%	Fecal		CFU/100 mL	200	-	7,681.0
5439000	1/20/1997	19	19	0.0826	1.57	6901	58.4930%	Fecal		CFU/100 mL	200	-	7,681.0
5439000	2/2/1997	19	19	0.0826	1.57	6901	58.4930%	Fecal		CFU/100 mL	200	-	7,681.0
5439000	2/3/1997	19	19	0.0826	1.57	6901	58.4930%	Fecal		CFU/100 mL	200	-	7,681.0
5439000	2/12/1997	19	19	0.0826	1.57	6901	58.4930%	Fecal		CFU/100 mL	200	-	7,681.0
5439000	2/16/1997	19	19	0.0826	1.57	6901	58.4930%	Fecal		CFU/100 mL	200	-	7,681.0
5439000	6/24/1997	19	19	0.0826	1.57	6901	58.4930%	Fecal		CFU/100 mL	200	-	7,681.0
5439000	1/27/1998	19	19	0.0826	1.57	6901	58.4930%	Fecal		CFU/100 mL	200	-	7,681.0
5439000	1/28/1998	19	19	0.0826	1.57	6901	58.4930%	Fecal		CFU/100 mL	200	-	7,681.0
5439000	1/31/1998	19	19	0.0826	1.57	6901	58.4930%	Fecal		CFU/100 mL	200	-	7,681.0
5439000	7/22/1998	19	19	0.0826	1.57	6901	58.4930%	Fecal		CFU/100 mL	200	-	7,681.0
5439000	7/24/1999	19	19	0.0826	1.57	6901	58.4930%	Fecal		CFU/100 mL	200	-	7,681.0
5439000	10/3/1999	19	19	0.0826	1.57	6901	58.4930%	Fecal		CFU/100 mL	200	-	7,681.0
5439000	10/5/1999	19	19	0.0826	1.57	6901	58.4930%	Fecal		CFU/100 mL	200	-	7,681.0
5439000	4/8/2000	19	19	0.0826	1.57	6901	58.4930%	Fecal		CFU/100 mL	200	-	7,681.0
5439000	4/11/2000	19	19	0.0826	1.57	6901	58.4930%	Fecal		CFU/100 mL	200	-	7,681.0
5439000	4/16/2000	19	19	0.0826	1.57	6901	58.4930%	Fecal		CFU/100 mL	200	-	7,681.0
5439000	7/23/2000	19	19	0.0826	1.57	6901	58.4930%	Fecal		CFU/100 mL	200	-	7,681.0
5439000	11/27/2000	19	19	0.0826	1.57	6901	58.4930%	Fecal		CFU/100 mL	200	-	7,681.0
5439000	12/4/2000	19	19	0.0826	1.57	6901	58.4930%	Fecal		CFU/100 mL	200	-	7,681.0
5439000	12/7/2000	19	19	0.0826	1.57	6901	58.4930%	Fecal		CFU/100 mL	200	-	7,681.0
5439000	12/8/2000	19	19	0.0826	1.57	6901	58.4930%	Fecal		CFU/100 mL	200	-	7,681.0
5439000	7/1/2001	19	19	0.0826	1.57	6901	58.4930%	Fecal		CFU/100 mL	200	-	7,681.0
5439000	10/22/2001	19	19	0.0826	1.57	6901	58.4930%	Fecal		CFU/100 mL	200	-	7,681.0
5439000	12/10/2001	19	19	0.0826	1.57	6901	58.4930%	Fecal		CFU/100 mL	200	-	7,681.0
5439000	10/4/2002	19	19	0.0826	1.57	6901	58.4930%	Fecal		CFU/100 mL	200	-	7,681.0
5439000	1/24/2005	19	19	0.0826	1.57	6901	58.4930%	Fecal		CFU/100 mL	200	-	7,681.0
5439000	1/19/2011	19	19	0.0826	1.57	6901	58.4930%	Fecal		CFU/100 mL	200	-	7,681.0
5439000	2/13/2011	19	19	0.0826	1.57	6901	58.4930%	Fecal		CFU/100 mL	200	-	7,681.0
5439000	7/13/2011	19	19	0.0826	1.57	6901	58.4930%	Fecal		CFU/100 mL	200	-	7,681.0
5439000	6/17/2012	19	19	0.0826	1.57	6901	58.4930%	Fecal		CFU/100 mL	200	-	7,681.0
5439000	8/23/2014	19	19	0.0826	1.57	6901	58.4930%	Fecal		CFU/100 mL	200	-	7,681.0
5439000	12/16/2014	19	19	0.0826	1.57	6901	58.4930%	Fecal		CFU/100 mL	200	-	7,681.0
5439000	5/3/1994	18.9	18.9	0.0826	1.56	6961	59.0015%	Fecal		CFU/100 mL	200	-	7,640.6
5439000	6/20/2003	18.9	18.9	0.0826	1.56	6961	59.0015%	Fecal		CFU/100 mL	200	-	7,640.6
5439000	7/8/2020	18.9	18.9	0.0826	1.56	6961	59.0015%	Fecal		CFU/100 mL	200	-	7,640.6
5439000	5/5/1994	18.8	18.8	0.0826	1.55	6964	59.0270%	Fecal		CFU/100 mL	200	-	7,600.2
5439000	6/19/1994	18.8	18.8	0.0826	1.55	6964	59.0270%	Fecal		CFU/100 mL	200	-	7,600.2
5439000	11/5/2003	18.8	18.8	0.0826	1.55	6964	59.0270%	Fecal		CFU/100 mL	200	-	7,600.2
5439000	6/15/2012	18.8	18.8	0.0826	1.55	6964	59.0270%	Fecal		CFU/100 mL	200	-	7,600.2
5439000	2/8/2013	18.8	18.8	0.0826	1.55	6964	59.0270%	Fecal		CFU/100 mL	200	-	7,600.2
5439000	4/11/2018	18.8	18.8	0.0826	1.55	6964	59.0270%	Fecal		CFU/100 mL	200	-	7,600.2
5439000	6/16/2012	18.7	18.7	0.0826	1.54	6970	59.0778%	Fecal		CFU/100 mL	200	-	7,559.8
5439000	8/2/2014	18.7	18.7	0.0826	1.54	6970	59.0778%	Fecal		CFU/100 mL	200	-	7,559.8
5439000	7/13/2016	18.7	18.7	0.0826	1.54	6970	59.0778%	Fecal		CFU/100 mL	200	-	7,559.8
5439000	11/16/2016	18.7	18.7	0.0826	1.54	6970	59.0778%	Fecal		CFU/100 mL	200	-	7,559.8
5439000	10/21/2018	18.7	18.7	0.0826	1.54	6970	59.0778%	Fecal		CFU/100 mL	200	-	7,559.8
5439000	5/23/2007	18.6	18.6	0.0826	1.54	6975	59.1202%	Fecal		CFU/100 mL	200	-	7,519.3
5439000	8/2/2007	18.6	18.6	0.0826	1.54	6975	59.1202%	Fecal		CFU/100 mL	200	-	7,519.3
5439000	6/1/2014	18.6	18.6	0.0826	1.54	6975	59.1202%	Fecal		CFU/100 mL	200	-	7,519.3
5439000	7/4/2017	18.6	18.6	0.0826	1.54	6975	59.1202%	Fecal		CFU/100 mL	200	-	7,519.3
5439000	8/11/2019	18.6	18.6	0.0826	1.54	6975	59.1202%	Fecal		CFU/100 mL	200	-	7,519.3
5439000	5/4/1994	18.5	18.5	0.0826	1.53	6980	59.1626%	Fecal		CFU/100 mL	200	-	7,478.9
5439000	11/29/2014	18.5	18.5	0.0826	1.53	6980	59.1626%	Fecal		CFU/100 mL	200	-	7,478.9
5439000	2/15/2018	18.5	18.5	0.0826	1.53	6980	59.1626%	Fecal		CFU/100 mL	200	-	7,478.9
5439000	7/19/2018	18.5	18.5	0.0826	1.53	6980	59.1626%	Fecal		CFU/100 mL	200	-	7,478.9
5439000	11/29/2004	18.4	18.4	0.0826	1.52	6984	59.1965%	Fecal		CFU/100 mL	200	-	7,438.5
5439000	7/22/2018	18.4	18.4	0.0826	1.52	6984	59.1965%	Fecal		CFU/100 mL	200	-	7,438.5
5439000	11/30/2020	18.4	18.4	0.0826	1.52	6984	59.1965%	Fecal		CFU/100 mL	200	-	7,438.5
5439000	5/6/1994	18.3	18.3	0.0826	1.51	6987	59.2219%	Fecal		CFU/100 mL	200	-	7,398.1
5439000	7/5/2002	18.3	18.3	0.0826	1.51	6987	59.2219%	Fecal		CFU/100 mL	200	-	7,398.1
5439000	6/9/2006	18.3	18.3	0.0826	1.51	6987	59.2219%	Fecal		CFU/100 mL	200	-	7,398.1
5439000	7/1/2008	18.3	18.3	0.0826	1.51	6987	59.2219%	Fecal		CFU/100 mL	200	-	7,398.1
5439000	7/2/2008	18.3	18.3	0.0826	1.51	6987	59.2219%	Fecal		CFU/100 mL	200	-	7,398.1
5439000	8/6/2008	18.3	18.3	0.0826	1.51	6987	59.2219%	Fecal		CFU/100 mL	200	-	7,398.1
5439000	7/18/2009	18.3	18.3	0.0826	1.51	6987	59.2219%	Fecal		CFU/100 mL	200	-	7,398.1
5439000	5/8/1994	18.2	18.2	0.0826	1.50	6994	59.2812%	Fecal		CFU/100 mL	200	-	7,357.6
5439000	3/16/2003	18.2	18.2	0.0826	1.50	6994	59.2812%	Fecal		CFU/100 mL	200	-	7,357.6
5439000	12/20/2003	18.2	18.2	0.0826	1.50	6994	59.2812%	Fecal		CFU/100 mL	200	-	7,357.6
5439000	11/23/2014	18.2	18.2	0.0826	1.50	6994	59.2812%	Fecal		CFU/100 mL	200	-	7,357.6
5439000	7/23/2020	18.2	18.2	0.0826	1.50	6994	59.2812%	Fecal		CFU/100 mL	200	-	7,357.6
5439000	12/11/2001	18.1	18.1	0.0826	1.50	6999	59.3236%	Fecal		CFU/100 mL	200	-	7,317.2
5439000	8/1/2003	18.1	18.1	0.0826	1.50	6999	59.3236%	Fecal		CFU/100 mL	200	-	7,317.2
5439000	11/4/2003	18.1	18.1	0.0826	1.50	6999	59.3236%	Fecal		CFU/100 mL	200	-	7,317.2
5439000	7/6/2006	18.1	18.1	0.0826	1.50	6999	59.3236%	Fecal		CFU/100 mL	200	-	7,317.2
5439000	2/26/2007	18.1	18.1	0.0826	1.50	6999	59.3236%	Fecal		CFU/100 mL	200	-	7,317.2
5439000	2/27/2007	18.1	18.1	0.0826	1.50	6999	59.3236%	Fecal		CFU/100 mL	200	-	7,317.2
5439000	7/14/2017	18.1	18.1	0.0826	1.50	6999	59.3236%	Fecal		CFU/100 mL	200	-	7,317.2
5439000	8/10/2017	18.1	18.1	0.0826	1.50	6999	59.3236%	Fecal		CFU/100 mL	200	-	7,317.2
5439000	9/2/1990	18	18	0.0826	1.49	7007	59.3914%	Fecal		CFU/100 mL	200	-	7,276.8
5439000	10/14/1990	18	18	0.0826	1.49	7007	59.3914%	Fecal		CFU/100 mL	200	-	7,276.8
5439000	10/25/1990	18	18	0.0826	1.49	7007	59.3914%	Fecal		CFU/100 mL	200	-	7,276.8
5439000	10/27/1990	18	18	0.0826	1.49	7007	59.3914%	Fecal		CFU/100 mL	200	-	7,276.8
5439000	11/4/1990	18	18	0.0826	1.49	7007	59.3914%	Fecal		CFU/100 mL	200	-	7,276.8
5439000	11/3/1991	18	18	0.0826	1.49	7007	59.3914%	Fecal		CFU/100 mL	200	-	7,276.8
5439000	5/28/1992	18	18	0.0826	1.49	7007	59.3914%	Fecal		CFU/100 mL	200	-	7,276.8
5439000	5/29/1992	18	18	0.0826	1.49	7007	59.3914%	Fecal		CFU/100 mL	200	-	7,276.8
5439000	5/30/1992	18	18	0.0826	1.49	7007	59.3914%	Fecal		CFU/100 mL	200	-	7,276.8

Gage ID	Date	Discharge (CFS)	Gage Discharge (less Surrogate NPDES) (CFS)	Watershed Area Ratio	Calculated flow (CFS)	Rank	Flow Exceedance %	Parameter	Results	Units (mg or micro_gram	Limit/Standard	Actual Load (million colonies/day)	Allowable Load (million colonies/day)
5439000	5/31/1992	18	18	0.0826	1.49	7007	59.3914%	Fecal		CFU/100 mL	200	-	7,276.8
5439000	6/3/1992	18	18	0.0826	1.49	7007	59.3914%	Fecal		CFU/100 mL	200	-	7,276.8
5439000	6/4/1992	18	18	0.0826	1.49	7007	59.3914%	Fecal		CFU/100 mL	200	-	7,276.8
5439000	8/2/1992	18	18	0.0826	1.49	7007	59.3914%	Fecal		CFU/100 mL	200	-	7,276.8
5439000	8/21/1993	18	18	0.0826	1.49	7007	59.3914%	Fecal		CFU/100 mL	200	-	7,276.8
5439000	8/22/1993	18	18	0.0826	1.49	7007	59.3914%	Fecal		CFU/100 mL	200	-	7,276.8
5439000	9/9/1993	18	18	0.0826	1.49	7007	59.3914%	Fecal		CFU/100 mL	200	-	7,276.8
5439000	1/16/1994	18	18	0.0826	1.49	7007	59.3914%	Fecal		CFU/100 mL	200	-	7,276.8
5439000	1/17/1994	18	18	0.0826	1.49	7007	59.3914%	Fecal		CFU/100 mL	200	-	7,276.8
5439000	2/7/1994	18	18	0.0826	1.49	7007	59.3914%	Fecal		CFU/100 mL	200	-	7,276.8
5439000	2/8/1994	18	18	0.0826	1.49	7007	59.3914%	Fecal		CFU/100 mL	200	-	7,276.8
5439000	2/9/1994	18	18	0.0826	1.49	7007	59.3914%	Fecal		CFU/100 mL	200	-	7,276.8
5439000	2/10/1994	18	18	0.0826	1.49	7007	59.3914%	Fecal		CFU/100 mL	200	-	7,276.8
5439000	2/11/1994	18	18	0.0826	1.49	7007	59.3914%	Fecal		CFU/100 mL	200	-	7,276.8
5439000	2/12/1994	18	18	0.0826	1.49	7007	59.3914%	Fecal		CFU/100 mL	200	-	7,276.8
5439000	2/13/1994	18	18	0.0826	1.49	7007	59.3914%	Fecal		CFU/100 mL	200	-	7,276.8
5439000	10/8/1994	18	18	0.0826	1.49	7007	59.3914%	Fecal		CFU/100 mL	200	-	7,276.8
5439000	10/9/1994	18	18	0.0826	1.49	7007	59.3914%	Fecal		CFU/100 mL	200	-	7,276.8
5439000	12/16/1995	18	18	0.0826	1.49	7007	59.3914%	Fecal		CFU/100 mL	200	-	7,276.8
5439000	2/15/1996	18	18	0.0826	1.49	7007	59.3914%	Fecal		CFU/100 mL	200	-	7,276.8
5439000	3/2/1996	18	18	0.0826	1.49	7007	59.3914%	Fecal		CFU/100 mL	200	-	7,276.8
5439000	4/27/1996	18	18	0.0826	1.49	7007	59.3914%	Fecal		CFU/100 mL	200	-	7,276.8
5439000	12/30/1996	18	18	0.0826	1.49	7007	59.3914%	Fecal		CFU/100 mL	200	-	7,276.8
5439000	12/31/1996	18	18	0.0826	1.49	7007	59.3914%	Fecal		CFU/100 mL	200	-	7,276.8
5439000	1/18/1997	18	18	0.0826	1.49	7007	59.3914%	Fecal		CFU/100 mL	200	-	7,276.8
5439000	1/28/1997	18	18	0.0826	1.49	7007	59.3914%	Fecal		CFU/100 mL	200	-	7,276.8
5439000	1/29/1997	18	18	0.0826	1.49	7007	59.3914%	Fecal		CFU/100 mL	200	-	7,276.8
5439000	1/31/1997	18	18	0.0826	1.49	7007	59.3914%	Fecal		CFU/100 mL	200	-	7,276.8
5439000	2/1/1997	18	18	0.0826	1.49	7007	59.3914%	Fecal		CFU/100 mL	200	-	7,276.8
5439000	2/13/1997	18	18	0.0826	1.49	7007	59.3914%	Fecal		CFU/100 mL	200	-	7,276.8
5439000	2/15/1997	18	18	0.0826	1.49	7007	59.3914%	Fecal		CFU/100 mL	200	-	7,276.8
5439000	7/4/1997	18	18	0.0826	1.49	7007	59.3914%	Fecal		CFU/100 mL	200	-	7,276.8
5439000	7/8/1997	18	18	0.0826	1.49	7007	59.3914%	Fecal		CFU/100 mL	200	-	7,276.8
5439000	1/29/1998	18	18	0.0826	1.49	7007	59.3914%	Fecal		CFU/100 mL	200	-	7,276.8
5439000	1/30/1998	18	18	0.0826	1.49	7007	59.3914%	Fecal		CFU/100 mL	200	-	7,276.8
5439000	7/21/1998	18	18	0.0826	1.49	7007	59.3914%	Fecal		CFU/100 mL	200	-	7,276.8
5439000	8/7/1998	18	18	0.0826	1.49	7007	59.3914%	Fecal		CFU/100 mL	200	-	7,276.8
5439000	10/5/1998	18	18	0.0826	1.49	7007	59.3914%	Fecal		CFU/100 mL	200	-	7,276.8
5439000	3/29/2000	18	18	0.0826	1.49	7007	59.3914%	Fecal		CFU/100 mL	200	-	7,276.8
5439000	8/3/2000	18	18	0.0826	1.49	7007	59.3914%	Fecal		CFU/100 mL	200	-	7,276.8
5439000	9/11/2000	18	18	0.0826	1.49	7007	59.3914%	Fecal		CFU/100 mL	200	-	7,276.8
5439000	10/9/2000	18	18	0.0826	1.49	7007	59.3914%	Fecal		CFU/100 mL	200	-	7,276.8
5439000	11/8/2000	18	18	0.0826	1.49	7007	59.3914%	Fecal		CFU/100 mL	200	-	7,276.8
5439000	11/23/2000	18	18	0.0826	1.49	7007	59.3914%	Fecal		CFU/100 mL	200	-	7,276.8
5439000	11/25/2000	18	18	0.0826	1.49	7007	59.3914%	Fecal		CFU/100 mL	200	-	7,276.8
5439000	11/29/2000	18	18	0.0826	1.49	7007	59.3914%	Fecal		CFU/100 mL	200	-	7,276.8
5439000	12/1/2000	18	18	0.0826	1.49	7007	59.3914%	Fecal		CFU/100 mL	200	-	7,276.8
5439000	12/2/2000	18	18	0.0826	1.49	7007	59.3914%	Fecal		CFU/100 mL	200	-	7,276.8
5439000	12/5/2000	18	18	0.0826	1.49	7007	59.3914%	Fecal		CFU/100 mL	200	-	7,276.8
5439000	12/6/2000	18	18	0.0826	1.49	7007	59.3914%	Fecal		CFU/100 mL	200	-	7,276.8
5439000	9/24/2001	18	18	0.0826	1.49	7007	59.3914%	Fecal		CFU/100 mL	200	-	7,276.8
5439000	3/15/2003	18	18	0.0826	1.49	7007	59.3914%	Fecal		CFU/100 mL	200	-	7,276.8
5439000	1/30/2005	18	18	0.0826	1.49	7007	59.3914%	Fecal		CFU/100 mL	200	-	7,276.8
5439000	1/15/2011	18	18	0.0826	1.49	7007	59.3914%	Fecal		CFU/100 mL	200	-	7,276.8
5439000	1/20/2011	18	18	0.0826	1.49	7007	59.3914%	Fecal		CFU/100 mL	200	-	7,276.8
5439000	1/30/2011	18	18	0.0826	1.49	7007	59.3914%	Fecal		CFU/100 mL	200	-	7,276.8
5439000	8/6/2011	18	18	0.0826	1.49	7007	59.3914%	Fecal		CFU/100 mL	200	-	7,276.8
5439000	9/30/2011	18	18	0.0826	1.49	7007	59.3914%	Fecal		CFU/100 mL	200	-	7,276.8
5439000	7/27/2014	18	18	0.0826	1.49	7007	59.3914%	Fecal		CFU/100 mL	200	-	7,276.8
5439000	11/12/2018	18	18	0.0826	1.49	7007	59.3914%	Fecal		CFU/100 mL	200	-	7,276.8
5439000	7/9/2020	18	18	0.0826	1.49	7007	59.3914%	Fecal		CFU/100 mL	200	-	7,276.8
5439000	11/5/2001	17.9	17.9	0.0826	1.48	7077	59.9847%	Fecal		CFU/100 mL	200	-	7,236.3
5439000	7/6/2002	17.9	17.9	0.0826	1.48	7077	59.9847%	Fecal		CFU/100 mL	200	-	7,236.3
5439000	7/20/2006	17.9	17.9	0.0826	1.48	7077	59.9847%	Fecal		CFU/100 mL	200	-	7,236.3
5439000	1/30/2009	17.9	17.9	0.0826	1.48	7077	59.9847%	Fecal		CFU/100 mL	200	-	7,236.3
5439000	2/1/2009	17.9	17.9	0.0826	1.48	7077	59.9847%	Fecal		CFU/100 mL	200	-	7,236.3
5439000	8/9/2011	17.9	17.9	0.0826	1.48	7077	59.9847%	Fecal		CFU/100 mL	200	-	7,236.3
5439000	12/4/2014	17.9	17.9	0.0826	1.48	7077	59.9847%	Fecal		CFU/100 mL	200	-	7,236.3
5439000	4/10/2018	17.9	17.9	0.0826	1.48	7077	59.9847%	Fecal		CFU/100 mL	200	-	7,236.3
5439000	10/24/2020	17.9	17.9	0.0826	1.48	7077	59.9847%	Fecal		CFU/100 mL	200	-	7,236.3
5439000	1/12/2011	17.8	17.8	0.0826	1.47	7086	60.0610%	Fecal		CFU/100 mL	200	-	7,195.9
5439000	5/31/2014	17.8	17.8	0.0826	1.47	7086	60.0610%	Fecal		CFU/100 mL	200	-	7,195.9
5439000	4/27/2018	17.8	17.8	0.0826	1.47	7086	60.0610%	Fecal		CFU/100 mL	200	-	7,195.9
5439000	11/17/2016	17.7	17.7	0.0826	1.46	7089	60.0865%	Fecal		CFU/100 mL	200	-	7,155.5
5439000	4/26/2018	17.7	17.7	0.0826	1.46	7089	60.0865%	Fecal		CFU/100 mL	200	-	7,155.5
5439000	12/13/2004	17.6	17.6	0.0826	1.45	7091	60.1034%	Fecal		CFU/100 mL	200	-	7,115.1
5439000	9/23/2007	17.6	17.6	0.0826	1.45	7091	60.1034%	Fecal		CFU/100 mL	200	-	7,115.1
5439000	10/2/2009	17.6	17.6	0.0826	1.45	7091	60.1034%	Fecal		CFU/100 mL	200	-	7,115.1
5439000	12/17/2014	17.6	17.6	0.0826	1.45	7091	60.1034%	Fecal		CFU/100 mL	200	-	7,115.1
5439000	12/17/2017	17.6	17.6	0.0826	1.45	7091	60.1034%	Fecal		CFU/100 mL	200	-	7,115.1
5439000	7/7/2020	17.6	17.6	0.0826	1.45	7091	60.1034%	Fecal		CFU/100 mL	200	-	7,115.1
5439000	3/14/2003	17.5	17.5	0.0826	1.45	7097	60.1543%	Fecal		CFU/100 mL	200	-	7,074.6
5439000	1/2/2005	17.5	17.5	0.0826	1.45	7097	60.1543%	Fecal		CFU/100 mL	200	-	7,074.6
5439000	5/25/2005	17.5	17.5	0.0826	1.45	7097	60.1543%	Fecal		CFU/100 mL	200	-	7,074.6
5439000	1/30/2006	17.5	17.5	0.0826	1.45	7097	60.1543%	Fecal		CFU/100 mL	200	-	7,074.6
5439000	8/5/2007	17.5	17.5	0.0826	1.45	7097	60.1543%	Fecal		CFU/100 mL	200	-	7,074.6
5439000	8/16/2010	17.5	17.5	0.0826	1.45	7097	60.1543%	Fecal		CFU/100 mL	200	-	7,074.6
5439000	8/27/2016	17.5	17.5	0.0826	1.45	7097	60.1543%	Fecal		CFU/100 mL	200	-	7,074.6
5439000	11/16/2018	17.5	17.5	0.0826	1.45	7097	60.1543%	Fecal		CFU/100 mL	200	-	7,074.6
5439000	7/6/2020	17.5	17.5	0.0826	1.45	7097	60.1543%	Fecal		CFU/100 mL	200	-	7,074.6
5439000	3/18/2006	17.4	17.4	0.0826	1.44	7106	60.2305%	Fecal		CFU/100 mL	200	-	7,034.2
5439000	5/24/2007	17.4	17.4	0.0826	1.44	7106	60.2305%	Fecal		CFU/100 mL	200	-	7,034.2
5439000	12/20/2007	17.4	17.4	0.0826	1.44	7106	60.2305%	Fecal		CFU/100 mL	200	-	7,034.2
5439000	7/20/2013	17.4	17.4	0.0826	1.44	7106	60.2305%	Fecal		CFU/100 mL	200	-	7,034.2
5439000	12/30/2020	17.4	17.4	0.0826	1.44	7106	60.2305%	Fecal		CFU/100 mL	200	-	7,034.2
5439000	9/24/1994	17.3	17.3	0.0826	1.43	7111	60.2729%	Fecal		CFU/100 mL	200	-	6,993.8
5439000	4/28/2005	17.3	17.3	0.0826	1.43	7111	60.2729%	Fecal		CFU/100 mL	200	-	6,993.8
5439000	4/15/2006	17.3	17.3	0.0826	1.43	7111	60.2729%	Fecal		CFU/100 mL	200	-	6,993.8
5439000	7/30/2011	17.3	17.3	0.0826	1.43	7111	60.2729%	Fecal		CFU/100 mL	200	-	6,993.8
5439000	7/31/2016	17.3	17.3	0.0826	1.43	7111	60.2729%	Fecal		CFU/100 mL	200	-	6,993.8
5439000	7/14/2004	17.2	17.2	0.0826	1.42	7116	60.3153%	Fecal		CFU/100 mL	200	-	6,953.4
5439000	1/31/2005	17.2	17.2	0.0826	1.42	7116	60.3153%	Fecal		CFU/100 mL	200	-	6,953.4
5439000	7/2/2007	17.2	17.2	0.0826	1.42	7116	60.3153%	Fecal		CFU/100 mL	200	-	6,953.4
5439000	9/3/2009	17.2	17.2	0.0826	1.42	7116	60.3153%	Fecal		CFU/100 mL	200	-	6,953.4
5439000	5/12/2014	17.2	17.2	0.0826	1.42	7116	60.3153%	Fecal		CFU/100 mL	200	-	6,953.4
5439000	8/5/2016	17.2	17.2	0.0826	1.42	7116	60.3153%	Fecal		CFU/100 mL	200	-	6,953.4
5439000	7/7/2017	17.2	17.2	0.0826	1.42	7116	60.3153%	Fecal		CFU/100 mL	200	-	6,953.4
5439000	1/29/2005	17.1	17.1	0.0826	1.41	7123	60.3746%	Fecal		CFU/100 mL	200	-	6,912.9
5439000	5/16/2005	17.1	17.1	0.0826	1.41	7123	60.3746%	Fecal		CFU/100 mL	200	-	6,912.9
5439000	3/10/2006	17.1	17.1	0.0826	1.41	7123	60.3746%	Fecal		CFU/100 mL	200	-	6,912.9
5439000	8/7/2009	17.1	17.1	0.0826	1.41	7123	60.3746%	Fecal		CFU/100 mL	200	-	6,912.9
5439000	6/18/2012	17.1	17.1	0.0826	1.41	7123	60.3746%	Fecal		CFU/100 mL	200	-	6,912.9
5439000	10/22/2014	17.1	17.1	0.0826	1.41	7123	60.3746%	Fecal		CFU/100 mL	200	-	6,912.9
5439000	12/14/2017	17.1	17.1	0.0826	1.41	7123	60.3746%	Fecal		CFU/100 mL	200	-	6,912.9
5439000	10/26/1990	17	17	0.0826	1.40	7130	60.4340%	Fecal		CFU/100 mL	200	-	6,872.5

Gage ID	Date	Discharge (CFS)	Gage Discharge (less Surrogate NPDES) (CFS)	Watershed Area Ratio	Calculated flow (CFS)	Rank	Flow Exceedance %	Parameter	Results	Units (mg or micro_gram	Limit/Standard	Actual Load (million colonies/day)	Allowable Load (million colonies/day)
5439000	6/29/1991	17	17	0.0826	1.40	7130	60.4340%	Fecal		CFU/100 mL	200	-	6,872.5
5439000	7/5/1991	17	17	0.0826	1.40	7130	60.4340%	Fecal		CFU/100 mL	200	-	6,872.5
5439000	9/4/1991	17	17	0.0826	1.40	7130	60.4340%	Fecal		CFU/100 mL	200	-	6,872.5
5439000	6/1/1992	17	17	0.0826	1.40	7130	60.4340%	Fecal		CFU/100 mL	200	-	6,872.5
5439000	6/2/1992	17	17	0.0826	1.40	7130	60.4340%	Fecal		CFU/100 mL	200	-	6,872.5
5439000	10/15/1992	17	17	0.0826	1.40	7130	60.4340%	Fecal		CFU/100 mL	200	-	6,872.5
5439000	1/18/1994	17	17	0.0826	1.40	7130	60.4340%	Fecal		CFU/100 mL	200	-	6,872.5
5439000	1/19/1994	17	17	0.0826	1.40	7130	60.4340%	Fecal		CFU/100 mL	200	-	6,872.5
5439000	1/20/1994	17	17	0.0826	1.40	7130	60.4340%	Fecal		CFU/100 mL	200	-	6,872.5
5439000	7/17/1995	17	17	0.0826	1.40	7130	60.4340%	Fecal		CFU/100 mL	200	-	6,872.5
5439000	11/8/1995	17	17	0.0826	1.40	7130	60.4340%	Fecal		CFU/100 mL	200	-	6,872.5
5439000	1/21/1996	17	17	0.0826	1.40	7130	60.4340%	Fecal		CFU/100 mL	200	-	6,872.5
5439000	4/28/1996	17	17	0.0826	1.40	7130	60.4340%	Fecal		CFU/100 mL	200	-	6,872.5
5439000	9/8/1996	17	17	0.0826	1.40	7130	60.4340%	Fecal		CFU/100 mL	200	-	6,872.5
5439000	10/29/1996	17	17	0.0826	1.40	7130	60.4340%	Fecal		CFU/100 mL	200	-	6,872.5
5439000	1/30/1997	17	17	0.0826	1.40	7130	60.4340%	Fecal		CFU/100 mL	200	-	6,872.5
5439000	2/14/1997	17	17	0.0826	1.40	7130	60.4340%	Fecal		CFU/100 mL	200	-	6,872.5
5439000	7/5/1997	17	17	0.0826	1.40	7130	60.4340%	Fecal		CFU/100 mL	200	-	6,872.5
5439000	8/6/1998	17	17	0.0826	1.40	7130	60.4340%	Fecal		CFU/100 mL	200	-	6,872.5
5439000	8/28/1998	17	17	0.0826	1.40	7130	60.4340%	Fecal		CFU/100 mL	200	-	6,872.5
5439000	9/14/1998	17	17	0.0826	1.40	7130	60.4340%	Fecal		CFU/100 mL	200	-	6,872.5
5439000	10/2/1999	17	17	0.0826	1.40	7130	60.4340%	Fecal		CFU/100 mL	200	-	6,872.5
5439000	4/1/2000	17	17	0.0826	1.40	7130	60.4340%	Fecal		CFU/100 mL	200	-	6,872.5
5439000	4/2/2000	17	17	0.0826	1.40	7130	60.4340%	Fecal		CFU/100 mL	200	-	6,872.5
5439000	4/3/2000	17	17	0.0826	1.40	7130	60.4340%	Fecal		CFU/100 mL	200	-	6,872.5
5439000	4/7/2000	17	17	0.0826	1.40	7130	60.4340%	Fecal		CFU/100 mL	200	-	6,872.5
5439000	7/24/2000	17	17	0.0826	1.40	7130	60.4340%	Fecal		CFU/100 mL	200	-	6,872.5
5439000	8/17/2000	17	17	0.0826	1.40	7130	60.4340%	Fecal		CFU/100 mL	200	-	6,872.5
5439000	10/10/2000	17	17	0.0826	1.40	7130	60.4340%	Fecal		CFU/100 mL	200	-	6,872.5
5439000	11/24/2000	17	17	0.0826	1.40	7130	60.4340%	Fecal		CFU/100 mL	200	-	6,872.5
5439000	11/28/2000	17	17	0.0826	1.40	7130	60.4340%	Fecal		CFU/100 mL	200	-	6,872.5
5439000	11/30/2000	17	17	0.0826	1.40	7130	60.4340%	Fecal		CFU/100 mL	200	-	6,872.5
5439000	12/3/2000	17	17	0.0826	1.40	7130	60.4340%	Fecal		CFU/100 mL	200	-	6,872.5
5439000	12/10/2000	17	17	0.0826	1.40	7130	60.4340%	Fecal		CFU/100 mL	200	-	6,872.5
5439000	7/2/2001	17	17	0.0826	1.40	7130	60.4340%	Fecal		CFU/100 mL	200	-	6,872.5
5439000	7/4/2001	17	17	0.0826	1.40	7130	60.4340%	Fecal		CFU/100 mL	200	-	6,872.5
5439000	8/4/2004	17	17	0.0826	1.40	7130	60.4340%	Fecal		CFU/100 mL	200	-	6,872.5
5439000	1/25/2005	17	17	0.0826	1.40	7130	60.4340%	Fecal		CFU/100 mL	200	-	6,872.5
5439000	12/16/2007	17	17	0.0826	1.40	7130	60.4340%	Fecal		CFU/100 mL	200	-	6,872.5
5439000	1/14/2011	17	17	0.0826	1.40	7130	60.4340%	Fecal		CFU/100 mL	200	-	6,872.5
5439000	1/16/2011	17	17	0.0826	1.40	7130	60.4340%	Fecal		CFU/100 mL	200	-	6,872.5
5439000	1/21/2011	17	17	0.0826	1.40	7130	60.4340%	Fecal		CFU/100 mL	200	-	6,872.5
5439000	1/24/2011	17	17	0.0826	1.40	7130	60.4340%	Fecal		CFU/100 mL	200	-	6,872.5
5439000	1/25/2011	17	17	0.0826	1.40	7130	60.4340%	Fecal		CFU/100 mL	200	-	6,872.5
5439000	1/29/2011	17	17	0.0826	1.40	7130	60.4340%	Fecal		CFU/100 mL	200	-	6,872.5
5439000	11/6/2001	16.9	16.9	0.0826	1.40	7176	60.8239%	Fecal		CFU/100 mL	200	-	6,832.1
5439000	11/21/2007	16.9	16.9	0.0826	1.40	7176	60.8239%	Fecal		CFU/100 mL	200	-	6,832.1
5439000	9/18/2015	16.9	16.9	0.0826	1.40	7176	60.8239%	Fecal		CFU/100 mL	200	-	6,832.1
5439000	9/4/2016	16.9	16.9	0.0826	1.40	7176	60.8239%	Fecal		CFU/100 mL	200	-	6,832.1
5439000	11/14/2018	16.9	16.9	0.0826	1.40	7176	60.8239%	Fecal		CFU/100 mL	200	-	6,832.1
5439000	9/10/2020	16.9	16.9	0.0826	1.40	7176	60.8239%	Fecal		CFU/100 mL	200	-	6,832.1
5439000	6/15/2003	16.8	16.8	0.0826	1.39	7182	60.8747%	Fecal		CFU/100 mL	200	-	6,791.7
5439000	5/26/2005	16.8	16.8	0.0826	1.39	7182	60.8747%	Fecal		CFU/100 mL	200	-	6,791.7
5439000	9/24/2007	16.8	16.8	0.0826	1.39	7182	60.8747%	Fecal		CFU/100 mL	200	-	6,791.7
5439000	9/26/2007	16.8	16.8	0.0826	1.39	7182	60.8747%	Fecal		CFU/100 mL	200	-	6,791.7
5439000	7/3/2008	16.8	16.8	0.0826	1.39	7182	60.8747%	Fecal		CFU/100 mL	200	-	6,791.7
5439000	7/14/2011	16.8	16.8	0.0826	1.39	7182	60.8747%	Fecal		CFU/100 mL	200	-	6,791.7
5439000	7/27/2011	16.8	16.8	0.0826	1.39	7182	60.8747%	Fecal		CFU/100 mL	200	-	6,791.7
5439000	6/3/2014	16.8	16.8	0.0826	1.39	7182	60.8747%	Fecal		CFU/100 mL	200	-	6,791.7
5439000	8/1/2014	16.8	16.8	0.0826	1.39	7182	60.8747%	Fecal		CFU/100 mL	200	-	6,791.7
5439000	12/9/2014	16.8	16.8	0.0826	1.39	7182	60.8747%	Fecal		CFU/100 mL	200	-	6,791.7
5439000	4/14/2006	16.7	16.7	0.0826	1.38	7192	60.9595%	Fecal		CFU/100 mL	200	-	6,751.2
5439000	9/25/2007	16.7	16.7	0.0826	1.38	7192	60.9595%	Fecal		CFU/100 mL	200	-	6,751.2
5439000	1/17/2011	16.7	16.7	0.0826	1.38	7192	60.9595%	Fecal		CFU/100 mL	200	-	6,751.2
5439000	11/6/2015	16.7	16.7	0.0826	1.38	7192	60.9595%	Fecal		CFU/100 mL	200	-	6,751.2
5439000	8/29/2016	16.7	16.7	0.0826	1.38	7192	60.9595%	Fecal		CFU/100 mL	200	-	6,751.2
5439000	12/18/2017	16.7	16.7	0.0826	1.38	7192	60.9595%	Fecal		CFU/100 mL	200	-	6,751.2
5439000	7/21/1994	16.6	16.6	0.0826	1.37	7198	61.0103%	Fecal		CFU/100 mL	200	-	6,710.8
5439000	10/19/2007	16.6	16.6	0.0826	1.37	7198	61.0103%	Fecal		CFU/100 mL	200	-	6,710.8
5439000	12/2/2007	16.6	16.6	0.0826	1.37	7198	61.0103%	Fecal		CFU/100 mL	200	-	6,710.8
5439000	7/19/2009	16.6	16.6	0.0826	1.37	7198	61.0103%	Fecal		CFU/100 mL	200	-	6,710.8
5439000	7/18/2010	16.6	16.6	0.0826	1.37	7198	61.0103%	Fecal		CFU/100 mL	200	-	6,710.8
5439000	11/1/2013	16.6	16.6	0.0826	1.37	7198	61.0103%	Fecal		CFU/100 mL	200	-	6,710.8
5439000	8/19/2015	16.6	16.6	0.0826	1.37	7198	61.0103%	Fecal		CFU/100 mL	200	-	6,710.8
5439000	8/11/2017	16.6	16.6	0.0826	1.37	7198	61.0103%	Fecal		CFU/100 mL	200	-	6,710.8
5439000	11/14/2001	16.5	16.5	0.0826	1.36	7206	61.0781%	Fecal		CFU/100 mL	200	-	6,670.4
5439000	12/30/2001	16.5	16.5	0.0826	1.36	7206	61.0781%	Fecal		CFU/100 mL	200	-	6,670.4
5439000	8/5/2002	16.5	16.5	0.0826	1.36	7206	61.0781%	Fecal		CFU/100 mL	200	-	6,670.4
5439000	7/22/2003	16.5	16.5	0.0826	1.36	7206	61.0781%	Fecal		CFU/100 mL	200	-	6,670.4
5439000	4/30/2005	16.5	16.5	0.0826	1.36	7206	61.0781%	Fecal		CFU/100 mL	200	-	6,670.4
5439000	4/13/2006	16.5	16.5	0.0826	1.36	7206	61.0781%	Fecal		CFU/100 mL	200	-	6,670.4
5439000	7/23/2009	16.5	16.5	0.0826	1.36	7206	61.0781%	Fecal		CFU/100 mL	200	-	6,670.4
5439000	7/23/2010	16.5	16.5	0.0826	1.36	7206	61.0781%	Fecal		CFU/100 mL	200	-	6,670.4
5439000	6/4/2014	16.5	16.5	0.0826	1.36	7206	61.0781%	Fecal		CFU/100 mL	200	-	6,670.4
5439000	11/18/2016	16.5	16.5	0.0826	1.36	7206	61.0781%	Fecal		CFU/100 mL	200	-	6,670.4
5439000	2/14/2018	16.5	16.5	0.0826	1.36	7206	61.0781%	Fecal		CFU/100 mL	200	-	6,670.4
5439000	10/16/2001	16.4	16.4	0.0826	1.35	7217	61.1714%	Fecal		CFU/100 mL	200	-	6,630.0
5439000	4/29/2005	16.4	16.4	0.0826	1.35	7217	61.1714%	Fecal		CFU/100 mL	200	-	6,630.0
5439000	5/9/1994	16.3	16.3	0.0826	1.35	7219	61.1883%	Fecal		CFU/100 mL	200	-	6,589.5
5439000	7/28/2008	16.3	16.3	0.0826	1.35	7219	61.1883%	Fecal		CFU/100 mL	200	-	6,589.5
5439000	9/2/2010	16.3	16.3	0.0826	1.35	7219	61.1883%	Fecal		CFU/100 mL	200	-	6,589.5
5439000	1/26/2011	16.3	16.3	0.0826	1.35	7219	61.1883%	Fecal		CFU/100 mL	200	-	6,589.5
5439000	12/19/2017	16.3	16.3	0.0826	1.35	7219	61.1883%	Fecal		CFU/100 mL	200	-	6,589.5
5439000	11/17/2018	16.3	16.3	0.0826	1.35	7219	61.1883%	Fecal		CFU/100 mL	200	-	6,589.5
5439000	8/4/2015	16.2	16.2	0.0826	1.34	7225	61.2392%	Fecal		CFU/100 mL	200	-	6,549.1
5439000	7/26/2021	16.2	16.2	0.0826	1.34	7225	61.2392%	Fecal		CFU/100 mL	200	-	6,549.1
5439000	8/12/1994	16.1	16.1	0.0826	1.33	7227	61.2561%	Fecal		CFU/100 mL	200	-	6,508.7
5439000	11/2/2004	16.1	16.1	0.0826	1.33	7227	61.2561%	Fecal		CFU/100 mL	200	-	6,508.7
5439000	2/1/2005	16.1	16.1	0.0826	1.33	7227	61.2561%	Fecal		CFU/100 mL	200	-	6,508.7
5439000	1/22/2011	16.1	16.1	0.0826	1.33	7227	61.2561%	Fecal		CFU/100 mL	200	-	6,508.7
5439000	1/23/2011	16.1	16.1	0.0826	1.33	7227	61.2561%	Fecal		CFU/100 mL	200	-	6,508.7
5439000	7/16/2011	16.1	16.1	0.0826	1.33	7227	61.2561%	Fecal		CFU/100 mL	200	-	6,508.7
5439000	5/15/2014	16.1	16.1	0.0826	1.33	7227	61.2561%	Fecal		CFU/100 mL	200	-	6,508.7
5439000	12/22/2017	16.1	16.1	0.0826	1.33	7227	61.2561%	Fecal		CFU/100 mL	200	-	6,508.7
5439000	12/19/2020	16.1	16.1	0.0826	1.33	7227	61.2561%	Fecal		CFU/100 mL	200	-	6,508.7
5439000	9/21/1990	16	16	0.0826	1.32	7236	61.3324%	Fecal		CFU/100 mL	200	-	6,468.2
5439000	10/13/1990	16	16	0.0826	1.32	7236	61.3324%	Fecal		CFU/100 mL	200	-	6,468.2
5439000	7/2/1991	16	16	0.0826	1.32	7236	61.3324%	Fecal		CFU/100 mL	200	-	6,468.2
5439000	10/31/1991	16	16	0.0826	1.32	7236	61.3324%	Fecal		CFU/100 mL	200	-	6,468.2
5439000	6/6/1992	16	16	0.0826	1.32	7236	61.3324%	Fecal		CFU/100 mL	200	-	6,468.2
5439000	7/21/1992	16	16	0.0826	1.32	7236	61.3324%	Fecal		CFU/100 mL	200	-	6,468.2
5439000	7/26/1992	16	16	0.0826	1.32	7236	61.3324%	Fecal		CFU/100 mL	200	-	6,468.2
5439000	9/19/1992	16	16	0.0826	1.32	7236	61.3324%	Fecal		CFU/100 mL	200	-	6,468.2
5439000	10/2/1992	16	16	0.0826	1.32	7236	61.3324%	Fecal		CFU/100 mL	200	-	6,468.2
5439000	10/3/1992	16	16	0.0826	1.32	7236	61.3324%	Fecal		CFU/100 mL	200	-	6,468.2

Gage ID	Date	Discharge (CFS)	Gage Discharge (less Surrogate NPDES) (CFS)	Watershed Area Ratio	Calculated flow (CFS)	Rank	Flow Exceedance %	Parameter	Results	Units (mg or micro_gram	Limit/Standard	Actual Load (million colonies/day)	Allowable Load (million colonies/day)
5439000	9/12/1993	16	16	0.0826	1.32	7236	61.3324%	Fecal		CFU/100 mL	200	-	6,468.2
5439000	10/10/1994	16	16	0.0826	1.32	7236	61.3324%	Fecal		CFU/100 mL	200	-	6,468.2
5439000	12/17/1995	16	16	0.0826	1.32	7236	61.3324%	Fecal		CFU/100 mL	200	-	6,468.2
5439000	2/27/1996	16	16	0.0826	1.32	7236	61.3324%	Fecal		CFU/100 mL	200	-	6,468.2
5439000	3/24/1996	16	16	0.0826	1.32	7236	61.3324%	Fecal		CFU/100 mL	200	-	6,468.2
5439000	3/29/1996	16	16	0.0826	1.32	7236	61.3324%	Fecal		CFU/100 mL	200	-	6,468.2
5439000	9/2/1996	16	16	0.0826	1.32	7236	61.3324%	Fecal		CFU/100 mL	200	-	6,468.2
5439000	9/3/1996	16	16	0.0826	1.32	7236	61.3324%	Fecal		CFU/100 mL	200	-	6,468.2
5439000	7/23/1998	16	16	0.0826	1.32	7236	61.3324%	Fecal		CFU/100 mL	200	-	6,468.2
5439000	12/25/1998	16	16	0.0826	1.32	7236	61.3324%	Fecal		CFU/100 mL	200	-	6,468.2
5439000	7/11/1999	16	16	0.0826	1.32	7236	61.3324%	Fecal		CFU/100 mL	200	-	6,468.2
5439000	10/6/1999	16	16	0.0826	1.32	7236	61.3324%	Fecal		CFU/100 mL	200	-	6,468.2
5439000	3/30/2000	16	16	0.0826	1.32	7236	61.3324%	Fecal		CFU/100 mL	200	-	6,468.2
5439000	4/4/2000	16	16	0.0826	1.32	7236	61.3324%	Fecal		CFU/100 mL	200	-	6,468.2
5439000	4/6/2000	16	16	0.0826	1.32	7236	61.3324%	Fecal		CFU/100 mL	200	-	6,468.2
5439000	4/12/2000	16	16	0.0826	1.32	7236	61.3324%	Fecal		CFU/100 mL	200	-	6,468.2
5439000	4/15/2000	16	16	0.0826	1.32	7236	61.3324%	Fecal		CFU/100 mL	200	-	6,468.2
5439000	9/25/2000	16	16	0.0826	1.32	7236	61.3324%	Fecal		CFU/100 mL	200	-	6,468.2
5439000	1/15/2001	16	16	0.0826	1.32	7236	61.3324%	Fecal		CFU/100 mL	200	-	6,468.2
5439000	1/26/2005	16	16	0.0826	1.32	7236	61.3324%	Fecal		CFU/100 mL	200	-	6,468.2
5439000	1/28/2005	16	16	0.0826	1.32	7236	61.3324%	Fecal		CFU/100 mL	200	-	6,468.2
5439000	3/9/2006	16	16	0.0826	1.32	7236	61.3324%	Fecal		CFU/100 mL	200	-	6,468.2
5439000	12/17/2007	16	16	0.0826	1.32	7236	61.3324%	Fecal		CFU/100 mL	200	-	6,468.2
5439000	7/22/2009	16	16	0.0826	1.32	7236	61.3324%	Fecal		CFU/100 mL	200	-	6,468.2
5439000	7/26/2009	16	16	0.0826	1.32	7236	61.3324%	Fecal		CFU/100 mL	200	-	6,468.2
5439000	1/13/2011	16	16	0.0826	1.32	7236	61.3324%	Fecal		CFU/100 mL	200	-	6,468.2
5439000	1/27/2011	16	16	0.0826	1.32	7236	61.3324%	Fecal		CFU/100 mL	200	-	6,468.2
5439000	1/28/2011	16	16	0.0826	1.32	7236	61.3324%	Fecal		CFU/100 mL	200	-	6,468.2
5439000	1/31/2011	16	16	0.0826	1.32	7236	61.3324%	Fecal		CFU/100 mL	200	-	6,468.2
5439000	12/22/2014	16	16	0.0826	1.32	7236	61.3324%	Fecal		CFU/100 mL	200	-	6,468.2
5439000	9/21/2015	16	16	0.0826	1.32	7236	61.3324%	Fecal		CFU/100 mL	200	-	6,468.2
5439000	11/13/2018	16	16	0.0826	1.32	7236	61.3324%	Fecal		CFU/100 mL	200	-	6,468.2
5439000	12/31/2020	16	16	0.0826	1.32	7236	61.3324%	Fecal		CFU/100 mL	200	-	6,468.2
5439000	11/30/2004	15.9	15.9	0.0826	1.31	7279	61.6969%	Fecal		CFU/100 mL	200	-	6,427.8
5439000	5/17/2005	15.9	15.9	0.0826	1.31	7279	61.6969%	Fecal		CFU/100 mL	200	-	6,427.8
5439000	5/27/2005	15.9	15.9	0.0826	1.31	7279	61.6969%	Fecal		CFU/100 mL	200	-	6,427.8
5439000	10/24/2014	15.9	15.9	0.0826	1.31	7279	61.6969%	Fecal		CFU/100 mL	200	-	6,427.8
5439000	2/27/2021	15.9	15.9	0.0826	1.31	7279	61.6969%	Fecal		CFU/100 mL	200	-	6,427.8
5439000	6/21/1994	15.8	15.8	0.0826	1.31	7284	61.7393%	Fecal		CFU/100 mL	200	-	6,387.4
5439000	11/11/2006	15.8	15.8	0.0826	1.31	7284	61.7393%	Fecal		CFU/100 mL	200	-	6,387.4
5439000	5/25/2007	15.8	15.8	0.0826	1.31	7284	61.7393%	Fecal		CFU/100 mL	200	-	6,387.4
5439000	6/8/2014	15.8	15.8	0.0826	1.31	7284	61.7393%	Fecal		CFU/100 mL	200	-	6,387.4
5439000	12/5/2014	15.8	15.8	0.0826	1.31	7284	61.7393%	Fecal		CFU/100 mL	200	-	6,387.4
5439000	11/15/2018	15.8	15.8	0.0826	1.31	7284	61.7393%	Fecal		CFU/100 mL	200	-	6,387.4
5439000	10/29/2021	15.8	15.8	0.0826	1.31	7284	61.7393%	Fecal		CFU/100 mL	200	-	6,387.4
5439000	7/20/1994	15.7	15.7	0.0826	1.30	7291	61.7986%	Fecal		CFU/100 mL	200	-	6,347.0
5439000	11/7/2001	15.7	15.7	0.0826	1.30	7291	61.7986%	Fecal		CFU/100 mL	200	-	6,347.0
5439000	5/1/2005	15.7	15.7	0.0826	1.30	7291	61.7986%	Fecal		CFU/100 mL	200	-	6,347.0
5439000	8/8/2009	15.7	15.7	0.0826	1.30	7291	61.7986%	Fecal		CFU/100 mL	200	-	6,347.0
5439000	7/15/2011	15.7	15.7	0.0826	1.30	7291	61.7986%	Fecal		CFU/100 mL	200	-	6,347.0
5439000	10/25/2014	15.7	15.7	0.0826	1.30	7291	61.7986%	Fecal		CFU/100 mL	200	-	6,347.0
5439000	12/19/2014	15.7	15.7	0.0826	1.30	7291	61.7986%	Fecal		CFU/100 mL	200	-	6,347.0
5439000	11/4/2018	15.7	15.7	0.0826	1.30	7291	61.7986%	Fecal		CFU/100 mL	200	-	6,347.0
5439000	6/18/1994	15.6	15.6	0.0826	1.29	7299	61.8664%	Fecal		CFU/100 mL	200	-	6,306.5
5439000	12/18/2014	15.6	15.6	0.0826	1.29	7299	61.8664%	Fecal		CFU/100 mL	200	-	6,306.5
5439000	7/19/1994	15.5	15.5	0.0826	1.28	7301	61.8834%	Fecal		CFU/100 mL	200	-	6,266.1
5439000	11/8/2001	15.5	15.5	0.0826	1.28	7301	61.8834%	Fecal		CFU/100 mL	200	-	6,266.1
5439000	12/1/2004	15.5	15.5	0.0826	1.28	7301	61.8834%	Fecal		CFU/100 mL	200	-	6,266.1
5439000	12/14/2004	15.5	15.5	0.0826	1.28	7301	61.8834%	Fecal		CFU/100 mL	200	-	6,266.1
5439000	5/28/2005	15.5	15.5	0.0826	1.28	7301	61.8834%	Fecal		CFU/100 mL	200	-	6,266.1
5439000	10/3/2007	15.5	15.5	0.0826	1.28	7301	61.8834%	Fecal		CFU/100 mL	200	-	6,266.1
5439000	8/3/2011	15.5	15.5	0.0826	1.28	7301	61.8834%	Fecal		CFU/100 mL	200	-	6,266.1
5439000	8/18/2017	15.5	15.5	0.0826	1.28	7301	61.8834%	Fecal		CFU/100 mL	200	-	6,266.1
5439000	12/23/2017	15.5	15.5	0.0826	1.28	7301	61.8834%	Fecal		CFU/100 mL	200	-	6,266.1
5439000	4/28/2018	15.5	15.5	0.0826	1.28	7301	61.8834%	Fecal		CFU/100 mL	200	-	6,266.1
5439000	7/19/2010	15.4	15.4	0.0826	1.27	7311	61.9681%	Fecal		CFU/100 mL	200	-	6,225.7
5439000	12/8/2014	15.4	15.4	0.0826	1.27	7311	61.9681%	Fecal		CFU/100 mL	200	-	6,225.7
5439000	7/14/2016	15.4	15.4	0.0826	1.27	7311	61.9681%	Fecal		CFU/100 mL	200	-	6,225.7
5439000	12/28/2017	15.4	15.4	0.0826	1.27	7311	61.9681%	Fecal		CFU/100 mL	200	-	6,225.7
5439000	2/13/2018	15.4	15.4	0.0826	1.27	7311	61.9681%	Fecal		CFU/100 mL	200	-	6,225.7
5439000	11/10/2020	15.4	15.4	0.0826	1.27	7311	61.9681%	Fecal		CFU/100 mL	200	-	6,225.7
5439000	7/7/2002	15.3	15.3	0.0826	1.26	7317	62.0190%	Fecal		CFU/100 mL	200	-	6,185.3
5439000	9/5/2008	15.3	15.3	0.0826	1.26	7317	62.0190%	Fecal		CFU/100 mL	200	-	6,185.3
5439000	2/24/2009	15.3	15.3	0.0826	1.26	7317	62.0190%	Fecal		CFU/100 mL	200	-	6,185.3
5439000	9/8/2019	15.3	15.3	0.0826	1.26	7317	62.0190%	Fecal		CFU/100 mL	200	-	6,185.3
5439000	1/1/2021	15.3	15.3	0.0826	1.26	7317	62.0190%	Fecal		CFU/100 mL	200	-	6,185.3
5439000	5/10/1994	15.2	15.2	0.0826	1.26	7322	62.0614%	Fecal		CFU/100 mL	200	-	6,144.8
5439000	3/20/2003	15.2	15.2	0.0826	1.26	7322	62.0614%	Fecal		CFU/100 mL	200	-	6,144.8
5439000	9/27/2007	15.2	15.2	0.0826	1.26	7322	62.0614%	Fecal		CFU/100 mL	200	-	6,144.8
5439000	10/1/2007	15.2	15.2	0.0826	1.26	7322	62.0614%	Fecal		CFU/100 mL	200	-	6,144.8
5439000	6/16/2003	15.1	15.1	0.0826	1.25	7326	62.0953%	Fecal		CFU/100 mL	200	-	6,104.4
5439000	8/2/2011	15.1	15.1	0.0826	1.25	7326	62.0953%	Fecal		CFU/100 mL	200	-	6,104.4
5439000	12/1/2020	15.1	15.1	0.0826	1.25	7326	62.0953%	Fecal		CFU/100 mL	200	-	6,104.4
5439000	9/3/1990	15	15	0.0826	1.24	7329	62.1207%	Fecal		CFU/100 mL	200	-	6,064.0
5439000	11/2/1990	15	15	0.0826	1.24	7329	62.1207%	Fecal		CFU/100 mL	200	-	6,064.0
5439000	7/6/1991	15	15	0.0826	1.24	7329	62.1207%	Fecal		CFU/100 mL	200	-	6,064.0
5439000	10/5/1991	15	15	0.0826	1.24	7329	62.1207%	Fecal		CFU/100 mL	200	-	6,064.0
5439000	11/4/1991	15	15	0.0826	1.24	7329	62.1207%	Fecal		CFU/100 mL	200	-	6,064.0
5439000	6/7/1992	15	15	0.0826	1.24	7329	62.1207%	Fecal		CFU/100 mL	200	-	6,064.0
5439000	10/8/1992	15	15	0.0826	1.24	7329	62.1207%	Fecal		CFU/100 mL	200	-	6,064.0
5439000	10/9/1992	15	15	0.0826	1.24	7329	62.1207%	Fecal		CFU/100 mL	200	-	6,064.0
5439000	10/16/1992	15	15	0.0826	1.24	7329	62.1207%	Fecal		CFU/100 mL	200	-	6,064.0
5439000	9/10/1993	15	15	0.0826	1.24	7329	62.1207%	Fecal		CFU/100 mL	200	-	6,064.0
5439000	7/18/1995	15	15	0.0826	1.24	7329	62.1207%	Fecal		CFU/100 mL	200	-	6,064.0
5439000	7/21/1995	15	15	0.0826	1.24	7329	62.1207%	Fecal		CFU/100 mL	200	-	6,064.0
5439000	11/9/1995	15	15	0.0826	1.24	7329	62.1207%	Fecal		CFU/100 mL	200	-	6,064.0
5439000	1/22/1996	15	15	0.0826	1.24	7329	62.1207%	Fecal		CFU/100 mL	200	-	6,064.0
5439000	3/3/1996	15	15	0.0826	1.24	7329	62.1207%	Fecal		CFU/100 mL	200	-	6,064.0
5439000	9/4/1996	15	15	0.0826	1.24	7329	62.1207%	Fecal		CFU/100 mL	200	-	6,064.0
5439000	7/24/1998	15	15	0.0826	1.24	7329	62.1207%	Fecal		CFU/100 mL	200	-	6,064.0
5439000	9/15/1998	15	15	0.0826	1.24	7329	62.1207%	Fecal		CFU/100 mL	200	-	6,064.0
5439000	12/26/1998	15	15	0.0826	1.24	7329	62.1207%	Fecal		CFU/100 mL	200	-	6,064.0
5439000	12/6/1999	15	15	0.0826	1.24	7329	62.1207%	Fecal		CFU/100 mL	200	-	6,064.0
5439000	3/31/2000	15	15	0.0826	1.24	7329	62.1207%	Fecal		CFU/100 mL	200	-	6,064.0
5439000	4/5/2000	15	15	0.0826	1.24	7329	62.1207%	Fecal		CFU/100 mL	200	-	6,064.0
5439000	4/13/2000	15	15	0.0826	1.24	7329	62.1207%	Fecal		CFU/100 mL	200	-	6,064.0
5439000	4/14/2000	15	15	0.0826	1.24	7329	62.1207%	Fecal		CFU/100 mL	200	-	6,064.0
5439000	7/25/2000	15	15	0.0826	1.24	7329	62.1207%	Fecal		CFU/100 mL	200	-	6,064.0
5439000	8/11/2000	15	15	0.0826	1.24	7329	62.1207%	Fecal		CFU/100 mL	200	-	6,064.0
5439000	10/11/2000	15	15	0.0826	1.24	7329	62.1207%	Fecal		CFU/100 mL	200	-	6,064.0
5439000	12/9/2000	15	15	0.0826	1.24	7329	62.1207%	Fecal		CFU/100 mL	200	-	6,064.0
5439000	1/16/2001	15	15	0.0826	1.24	7329	62.1207%	Fecal		CFU/100 mL	200	-	6,064.0
5439000	1/5/2002	15	15	0.0826	1.24	7329	62.1207%	Fecal		CFU/100 mL	200	-	6,064.0
5439000	1/6/2002	15	15	0.0826	1.24	7329	62.1207%	Fecal		CFU/100 mL	200	-	6,064.0
5439000	1/27/2005	15	15	0.0826	1.24	7329	62.1207%	Fecal		CFU/100 mL	200	-	6,064.0

Gage ID	Date	Discharge (CFS)	Gage Discharge (less Surrogate NPDES) (CFS)	Watershed Area Ratio	Calculated flow (CFS)	Rank	Flow Exceedance %	Parameter	Results	Units (mg or micro_gram	Limit/Standard	Actual Load (million colonies/day)	Allowable Load (million colonies/day)
5439000	6/4/2005	15	15	0.0826	1.24	7329	62.1207%	Fecal		CFU/100 mL	200	-	6,064.0
5439000	12/18/2007	15	15	0.0826	1.24	7329	62.1207%	Fecal		CFU/100 mL	200	-	6,064.0
5439000	2/4/2009	15	15	0.0826	1.24	7329	62.1207%	Fecal		CFU/100 mL	200	-	6,064.0
5439000	7/20/2009	15	15	0.0826	1.24	7329	62.1207%	Fecal		CFU/100 mL	200	-	6,064.0
5439000	2/23/2013	15	15	0.0826	1.24	7329	62.1207%	Fecal		CFU/100 mL	200	-	6,064.0
5439000	7/28/2014	15	15	0.0826	1.24	7329	62.1207%	Fecal		CFU/100 mL	200	-	6,064.0
5439000	8/4/2014	15	15	0.0826	1.24	7329	62.1207%	Fecal		CFU/100 mL	200	-	6,064.0
5439000	12/18/2020	15	15	0.0826	1.24	7329	62.1207%	Fecal		CFU/100 mL	200	-	6,064.0
5439000	10/28/2021	15	15	0.0826	1.24	7329	62.1207%	Fecal		CFU/100 mL	200	-	6,064.0
5439000	5/11/1994	14.9	14.9	0.0826	1.23	7370	62.4682%	Fecal		CFU/100 mL	200	-	6,023.6
5439000	8/16/1994	14.9	14.9	0.0826	1.23	7370	62.4682%	Fecal		CFU/100 mL	200	-	6,023.6
5439000	1/9/2002	14.9	14.9	0.0826	1.23	7370	62.4682%	Fecal		CFU/100 mL	200	-	6,023.6
5439000	5/2/2005	14.9	14.9	0.0826	1.23	7370	62.4682%	Fecal		CFU/100 mL	200	-	6,023.6
5439000	5/18/2005	14.9	14.9	0.0826	1.23	7370	62.4682%	Fecal		CFU/100 mL	200	-	6,023.6
5439000	9/4/2009	14.9	14.9	0.0826	1.23	7370	62.4682%	Fecal		CFU/100 mL	200	-	6,023.6
5439000	7/21/2013	14.9	14.9	0.0826	1.23	7370	62.4682%	Fecal		CFU/100 mL	200	-	6,023.6
5439000	11/11/2015	14.9	14.9	0.0826	1.23	7370	62.4682%	Fecal		CFU/100 mL	200	-	6,023.6
5439000	7/23/2018	14.9	14.9	0.0826	1.23	7370	62.4682%	Fecal		CFU/100 mL	200	-	6,023.6
5439000	3/11/2006	14.8	14.8	0.0826	1.22	7379	62.5445%	Fecal		CFU/100 mL	200	-	5,983.1
5439000	5/14/2014	14.8	14.8	0.0826	1.22	7379	62.5445%	Fecal		CFU/100 mL	200	-	5,983.1
5439000	11/4/2015	14.8	14.8	0.0826	1.22	7379	62.5445%	Fecal		CFU/100 mL	200	-	5,983.1
5439000	12/21/2017	14.8	14.8	0.0826	1.22	7379	62.5445%	Fecal		CFU/100 mL	200	-	5,983.1
5439000	10/22/2018	14.8	14.8	0.0826	1.22	7379	62.5445%	Fecal		CFU/100 mL	200	-	5,983.1
5439000	5/12/1994	14.7	14.7	0.0826	1.21	7384	62.5869%	Fecal		CFU/100 mL	200	-	5,942.7
5439000	7/22/1994	14.7	14.7	0.0826	1.21	7384	62.5869%	Fecal		CFU/100 mL	200	-	5,942.7
5439000	12/18/2003	14.7	14.7	0.0826	1.21	7384	62.5869%	Fecal		CFU/100 mL	200	-	5,942.7
5439000	12/20/2014	14.7	14.7	0.0826	1.21	7384	62.5869%	Fecal		CFU/100 mL	200	-	5,942.7
5439000	10/28/2015	14.7	14.7	0.0826	1.21	7384	62.5869%	Fecal		CFU/100 mL	200	-	5,942.7
5439000	12/20/2020	14.7	14.7	0.0826	1.21	7384	62.5869%	Fecal		CFU/100 mL	200	-	5,942.7
5439000	10/13/2021	14.7	14.7	0.0826	1.21	7384	62.5869%	Fecal		CFU/100 mL	200	-	5,942.7
5439000	11/9/2001	14.6	14.6	0.0826	1.21	7391	62.6462%	Fecal		CFU/100 mL	200	-	5,902.3
5439000	7/7/2003	14.6	14.6	0.0826	1.21	7391	62.6462%	Fecal		CFU/100 mL	200	-	5,902.3
5439000	2/2/2005	14.6	14.6	0.0826	1.21	7391	62.6462%	Fecal		CFU/100 mL	200	-	5,902.3
5439000	8/17/2010	14.6	14.6	0.0826	1.21	7391	62.6462%	Fecal		CFU/100 mL	200	-	5,902.3
5439000	6/19/2012	14.6	14.6	0.0826	1.21	7391	62.6462%	Fecal		CFU/100 mL	200	-	5,902.3
5439000	7/7/2012	14.6	14.6	0.0826	1.21	7391	62.6462%	Fecal		CFU/100 mL	200	-	5,902.3
5439000	10/23/2014	14.6	14.6	0.0826	1.21	7391	62.6462%	Fecal		CFU/100 mL	200	-	5,902.3
5439000	11/24/2016	14.6	14.6	0.0826	1.21	7391	62.6462%	Fecal		CFU/100 mL	200	-	5,902.3
5439000	8/12/2017	14.6	14.6	0.0826	1.21	7391	62.6462%	Fecal		CFU/100 mL	200	-	5,902.3
5439000	6/18/2003	14.5	14.5	0.0826	1.20	7400	62.7225%	Fecal		CFU/100 mL	200	-	5,861.8
5439000	7/15/2004	14.5	14.5	0.0826	1.20	7400	62.7225%	Fecal		CFU/100 mL	200	-	5,861.8
5439000	2/24/2007	14.5	14.5	0.0826	1.20	7400	62.7225%	Fecal		CFU/100 mL	200	-	5,861.8
5439000	2/25/2007	14.5	14.5	0.0826	1.20	7400	62.7225%	Fecal		CFU/100 mL	200	-	5,861.8
5439000	11/18/2013	14.5	14.5	0.0826	1.20	7400	62.7225%	Fecal		CFU/100 mL	200	-	5,861.8
5439000	8/18/2016	14.5	14.5	0.0826	1.20	7400	62.7225%	Fecal		CFU/100 mL	200	-	5,861.8
5439000	9/23/2016	14.5	14.5	0.0826	1.20	7400	62.7225%	Fecal		CFU/100 mL	200	-	5,861.8
5439000	12/20/2017	14.5	14.5	0.0826	1.20	7400	62.7225%	Fecal		CFU/100 mL	200	-	5,861.8
5439000	5/15/1994	14.4	14.4	0.0826	1.19	7408	62.7903%	Fecal		CFU/100 mL	200	-	5,821.4
5439000	1/4/2002	14.4	14.4	0.0826	1.19	7408	62.7903%	Fecal		CFU/100 mL	200	-	5,821.4
5439000	7/17/2011	14.4	14.4	0.0826	1.19	7408	62.7903%	Fecal		CFU/100 mL	200	-	5,821.4
5439000	12/21/2012	14.4	14.4	0.0826	1.19	7408	62.7903%	Fecal		CFU/100 mL	200	-	5,821.4
5439000	10/4/2014	14.4	14.4	0.0826	1.19	7408	62.7903%	Fecal		CFU/100 mL	200	-	5,821.4
5439000	3/19/2006	14.3	14.3	0.0826	1.18	7413	62.8327%	Fecal		CFU/100 mL	200	-	5,781.0
5439000	10/27/2006	14.3	14.3	0.0826	1.18	7413	62.8327%	Fecal		CFU/100 mL	200	-	5,781.0
5439000	7/7/2007	14.3	14.3	0.0826	1.18	7413	62.8327%	Fecal		CFU/100 mL	200	-	5,781.0
5439000	7/21/2009	14.3	14.3	0.0826	1.18	7413	62.8327%	Fecal		CFU/100 mL	200	-	5,781.0
5439000	10/3/2009	14.3	14.3	0.0826	1.18	7413	62.8327%	Fecal		CFU/100 mL	200	-	5,781.0
5439000	10/26/2014	14.3	14.3	0.0826	1.18	7413	62.8327%	Fecal		CFU/100 mL	200	-	5,781.0
5439000	7/24/2020	14.3	14.3	0.0826	1.18	7413	62.8327%	Fecal		CFU/100 mL	200	-	5,781.0
5439000	12/2/2020	14.3	14.3	0.0826	1.18	7413	62.8327%	Fecal		CFU/100 mL	200	-	5,781.0
5439000	1/10/2002	14.2	14.2	0.0826	1.17	7421	62.9005%	Fecal		CFU/100 mL	200	-	5,740.6
5439000	9/28/2007	14.2	14.2	0.0826	1.17	7421	62.9005%	Fecal		CFU/100 mL	200	-	5,740.6
5439000	7/20/2010	14.2	14.2	0.0826	1.17	7421	62.9005%	Fecal		CFU/100 mL	200	-	5,740.6
5439000	8/10/2011	14.2	14.2	0.0826	1.17	7421	62.9005%	Fecal		CFU/100 mL	200	-	5,740.6
5439000	12/6/2014	14.2	14.2	0.0826	1.17	7421	62.9005%	Fecal		CFU/100 mL	200	-	5,740.6
5439000	1/2/2021	14.2	14.2	0.0826	1.17	7421	62.9005%	Fecal		CFU/100 mL	200	-	5,740.6
5439000	8/25/2002	14.1	14.1	0.0826	1.16	7427	62.9513%	Fecal		CFU/100 mL	200	-	5,700.1
5439000	12/17/2003	14.1	14.1	0.0826	1.16	7427	62.9513%	Fecal		CFU/100 mL	200	-	5,700.1
5439000	8/22/2009	14.1	14.1	0.0826	1.16	7427	62.9513%	Fecal		CFU/100 mL	200	-	5,700.1
5439000	8/24/2014	14.1	14.1	0.0826	1.16	7427	62.9513%	Fecal		CFU/100 mL	200	-	5,700.1
5439000	9/4/1990	14	14	0.0826	1.16	7431	62.9853%	Fecal		CFU/100 mL	200	-	5,659.7
5439000	10/28/1990	14	14	0.0826	1.16	7431	62.9853%	Fecal		CFU/100 mL	200	-	5,659.7
5439000	7/7/1991	14	14	0.0826	1.16	7431	62.9853%	Fecal		CFU/100 mL	200	-	5,659.7
5439000	9/14/1991	14	14	0.0826	1.16	7431	62.9853%	Fecal		CFU/100 mL	200	-	5,659.7
5439000	10/29/1991	14	14	0.0826	1.16	7431	62.9853%	Fecal		CFU/100 mL	200	-	5,659.7
5439000	6/15/1992	14	14	0.0826	1.16	7431	62.9853%	Fecal		CFU/100 mL	200	-	5,659.7
5439000	6/18/1992	14	14	0.0826	1.16	7431	62.9853%	Fecal		CFU/100 mL	200	-	5,659.7
5439000	7/22/1992	14	14	0.0826	1.16	7431	62.9853%	Fecal		CFU/100 mL	200	-	5,659.7
5439000	8/4/1992	14	14	0.0826	1.16	7431	62.9853%	Fecal		CFU/100 mL	200	-	5,659.7
5439000	10/4/1992	14	14	0.0826	1.16	7431	62.9853%	Fecal		CFU/100 mL	200	-	5,659.7
5439000	10/5/1992	14	14	0.0826	1.16	7431	62.9853%	Fecal		CFU/100 mL	200	-	5,659.7
5439000	10/6/1992	14	14	0.0826	1.16	7431	62.9853%	Fecal		CFU/100 mL	200	-	5,659.7
5439000	10/10/1992	14	14	0.0826	1.16	7431	62.9853%	Fecal		CFU/100 mL	200	-	5,659.7
5439000	7/26/1995	14	14	0.0826	1.16	7431	62.9853%	Fecal		CFU/100 mL	200	-	5,659.7
5439000	1/23/1996	14	14	0.0826	1.16	7431	62.9853%	Fecal		CFU/100 mL	200	-	5,659.7
5439000	1/24/1996	14	14	0.0826	1.16	7431	62.9853%	Fecal		CFU/100 mL	200	-	5,659.7
5439000	1/25/1996	14	14	0.0826	1.16	7431	62.9853%	Fecal		CFU/100 mL	200	-	5,659.7
5439000	3/30/1996	14	14	0.0826	1.16	7431	62.9853%	Fecal		CFU/100 mL	200	-	5,659.7
5439000	3/31/1996	14	14	0.0826	1.16	7431	62.9853%	Fecal		CFU/100 mL	200	-	5,659.7
5439000	4/1/1996	14	14	0.0826	1.16	7431	62.9853%	Fecal		CFU/100 mL	200	-	5,659.7
5439000	4/2/1996	14	14	0.0826	1.16	7431	62.9853%	Fecal		CFU/100 mL	200	-	5,659.7
5439000	9/28/1996	14	14	0.0826	1.16	7431	62.9853%	Fecal		CFU/100 mL	200	-	5,659.7
5439000	7/6/1997	14	14	0.0826	1.16	7431	62.9853%	Fecal		CFU/100 mL	200	-	5,659.7
5439000	7/7/1997	14	14	0.0826	1.16	7431	62.9853%	Fecal		CFU/100 mL	200	-	5,659.7
5439000	7/9/1997	14	14	0.0826	1.16	7431	62.9853%	Fecal		CFU/100 mL	200	-	5,659.7
5439000	8/18/1997	14	14	0.0826	1.16	7431	62.9853%	Fecal		CFU/100 mL	200	-	5,659.7
5439000	7/12/1999	14	14	0.0826	1.16	7431	62.9853%	Fecal		CFU/100 mL	200	-	5,659.7
5439000	7/26/1999	14	14	0.0826	1.16	7431	62.9853%	Fecal		CFU/100 mL	200	-	5,659.7
5439000	10/12/2000	14	14	0.0826	1.16	7431	62.9853%	Fecal		CFU/100 mL	200	-	5,659.7
5439000	10/14/2000	14	14	0.0826	1.16	7431	62.9853%	Fecal		CFU/100 mL	200	-	5,659.7
5439000	7/5/2001	14	14	0.0826	1.16	7431	62.9853%	Fecal		CFU/100 mL	200	-	5,659.7
5439000	12/31/2001	14	14	0.0826	1.16	7431	62.9853%	Fecal		CFU/100 mL	200	-	5,659.7
5439000	1/3/2005	14	14	0.0826	1.16	7431	62.9853%	Fecal		CFU/100 mL	200	-	5,659.7
5439000	12/19/2007	14	14	0.0826	1.16	7431	62.9853%	Fecal		CFU/100 mL	200	-	5,659.7
5439000	8/18/2010	14	14	0.0826	1.16	7431	62.9853%	Fecal		CFU/100 mL	200	-	5,659.7
5439000	8/8/2011	14	14	0.0826	1.16	7431	62.9853%	Fecal		CFU/100 mL	200	-	5,659.7
5439000	11/7/2013	14	14	0.0826	1.16	7431	62.9853%	Fecal		CFU/100 mL	200	-	5,659.7
5439000	8/11/2015	14	14	0.0826	1.16	7431	62.9853%	Fecal		CFU/100 mL	200	-	5,659.7
5439000	5/14/1994	13.9	13.9	0.0826	1.15	7469	63.3073%	Fecal		CFU/100 mL	200	-	5,619.3
5439000	6/21/2003	13.9	13.9	0.0826	1.15	7469	63.3073%	Fecal		CFU/100 mL	200	-	5,619.3
5439000	12/15/2004	13.9	13.9	0.0826	1.15	7469	63.3073%	Fecal		CFU/100 mL	200	-	5,619.3
5439000	5/29/2005	13.9	13.9	0.0826	1.15	7469	63.3073%	Fecal		CFU/100 mL	200	-	5,619.3
5439000	10/2/2007	13.9	13.9	0.0826	1.15	7469	63.3073%	Fecal		CFU/100 mL	200	-	5,619.3
5439000	10/15/2009	13.9	13.9	0.0826	1.15	7469	63.3073%	Fecal		CFU/100 mL	200	-	5,619.3
5439000	7/29/2014	13.9	13.9	0.0826	1.15	7469	63.3073%	Fecal		CFU/100 mL	200	-	5,619.3

Gage ID	Date	Discharge (CFS)	Gage Discharge (less Surrogate NPDES) (CFS)	Watershed Area Ratio	Calculated flow (CFS)	Rank	Flow Exceedance %	Parameter	Results	Units (mg or micro_gram	Limit/Standard	Actual Load (million colonies/day)	Allowable Load (million colonies/day)
5439000	8/9/2014	13.9	13.9	0.0826	1.15	7469	63.3073%	Fecal		CFU/100 mL	200	-	5,619.3
5439000	7/15/2017	13.9	13.9	0.0826	1.15	7469	63.3073%	Fecal		CFU/100 mL	200	-	5,619.3
5439000	5/24/1994	13.8	13.8	0.0826	1.14	7478	63.3836%	Fecal		CFU/100 mL	200	-	5,578.9
5439000	6/17/2003	13.8	13.8	0.0826	1.14	7478	63.3836%	Fecal		CFU/100 mL	200	-	5,578.9
5439000	12/21/2014	13.8	13.8	0.0826	1.14	7478	63.3836%	Fecal		CFU/100 mL	200	-	5,578.9
5439000	7/8/2017	13.8	13.8	0.0826	1.14	7478	63.3836%	Fecal		CFU/100 mL	200	-	5,578.9
5439000	10/23/2018	13.8	13.8	0.0826	1.14	7478	63.3836%	Fecal		CFU/100 mL	200	-	5,578.9
5439000	8/27/2019	13.8	13.8	0.0826	1.14	7478	63.3836%	Fecal		CFU/100 mL	200	-	5,578.9
5439000	7/28/2021	13.8	13.8	0.0826	1.14	7478	63.3836%	Fecal		CFU/100 mL	200	-	5,578.9
5439000	8/22/1994	13.7	13.7	0.0826	1.13	7485	63.4430%	Fecal		CFU/100 mL	200	-	5,538.4
5439000	11/10/2001	13.7	13.7	0.0826	1.13	7485	63.4430%	Fecal		CFU/100 mL	200	-	5,538.4
5439000	5/3/2005	13.7	13.7	0.0826	1.13	7485	63.4430%	Fecal		CFU/100 mL	200	-	5,538.4
5439000	7/4/2008	13.7	13.7	0.0826	1.13	7485	63.4430%	Fecal		CFU/100 mL	200	-	5,538.4
5439000	7/28/2009	13.7	13.7	0.0826	1.13	7485	63.4430%	Fecal		CFU/100 mL	200	-	5,538.4
5439000	8/26/2011	13.7	13.7	0.0826	1.13	7485	63.4430%	Fecal		CFU/100 mL	200	-	5,538.4
5439000	12/21/2020	13.7	13.7	0.0826	1.13	7485	63.4430%	Fecal		CFU/100 mL	200	-	5,538.4
5439000	11/15/2001	13.6	13.6	0.0826	1.12	7492	63.5023%	Fecal		CFU/100 mL	200	-	5,498.0
5439000	10/22/2006	13.6	13.6	0.0826	1.12	7492	63.5023%	Fecal		CFU/100 mL	200	-	5,498.0
5439000	8/5/2015	13.6	13.6	0.0826	1.12	7492	63.5023%	Fecal		CFU/100 mL	200	-	5,498.0
5439000	10/31/2018	13.6	13.6	0.0826	1.12	7492	63.5023%	Fecal		CFU/100 mL	200	-	5,498.0
5439000	11/18/2018	13.6	13.6	0.0826	1.12	7492	63.5023%	Fecal		CFU/100 mL	200	-	5,498.0
5439000	11/16/2001	13.5	13.5	0.0826	1.12	7497	63.5447%	Fecal		CFU/100 mL	200	-	5,457.6
5439000	1/7/2002	13.5	13.5	0.0826	1.12	7497	63.5447%	Fecal		CFU/100 mL	200	-	5,457.6
5439000	10/26/2006	13.5	13.5	0.0826	1.12	7497	63.5447%	Fecal		CFU/100 mL	200	-	5,457.6
5439000	10/17/2007	13.5	13.5	0.0826	1.12	7497	63.5447%	Fecal		CFU/100 mL	200	-	5,457.6
5439000	1/12/2013	13.5	13.5	0.0826	1.12	7497	63.5447%	Fecal		CFU/100 mL	200	-	5,457.6
5439000	5/1/2018	13.5	13.5	0.0826	1.12	7497	63.5447%	Fecal		CFU/100 mL	200	-	5,457.6
5439000	5/13/1994	13.4	13.4	0.0826	1.11	7503	63.5955%	Fecal		CFU/100 mL	200	-	5,417.2
5439000	11/11/2001	13.4	13.4	0.0826	1.11	7503	63.5955%	Fecal		CFU/100 mL	200	-	5,417.2
5439000	7/8/2002	13.4	13.4	0.0826	1.11	7503	63.5955%	Fecal		CFU/100 mL	200	-	5,417.2
5439000	7/31/2011	13.4	13.4	0.0826	1.11	7503	63.5955%	Fecal		CFU/100 mL	200	-	5,417.2
5439000	10/28/2014	13.4	13.4	0.0826	1.11	7503	63.5955%	Fecal		CFU/100 mL	200	-	5,417.2
5439000	12/15/2014	13.4	13.4	0.0826	1.11	7503	63.5955%	Fecal		CFU/100 mL	200	-	5,417.2
5439000	7/27/2021	13.4	13.4	0.0826	1.11	7503	63.5955%	Fecal		CFU/100 mL	200	-	5,417.2
5439000	8/15/2002	13.3	13.3	0.0826	1.10	7510	63.6549%	Fecal		CFU/100 mL	200	-	5,376.7
5439000	3/18/2003	13.3	13.3	0.0826	1.10	7510	63.6549%	Fecal		CFU/100 mL	200	-	5,376.7
5439000	10/1/2011	13.3	13.3	0.0826	1.10	7510	63.6549%	Fecal		CFU/100 mL	200	-	5,376.7
5439000	10/20/2012	13.3	13.3	0.0826	1.10	7510	63.6549%	Fecal		CFU/100 mL	200	-	5,376.7
5439000	7/22/2013	13.3	13.3	0.0826	1.10	7510	63.6549%	Fecal		CFU/100 mL	200	-	5,376.7
5439000	5/11/2014	13.3	13.3	0.0826	1.10	7510	63.6549%	Fecal		CFU/100 mL	200	-	5,376.7
5439000	8/29/2014	13.3	13.3	0.0826	1.10	7510	63.6549%	Fecal		CFU/100 mL	200	-	5,376.7
5439000	2/1/2018	13.3	13.3	0.0826	1.10	7510	63.6549%	Fecal		CFU/100 mL	200	-	5,376.7
5439000	7/30/2021	13.3	13.3	0.0826	1.10	7510	63.6549%	Fecal		CFU/100 mL	200	-	5,376.7
5439000	7/27/2009	13.2	13.2	0.0826	1.09	7519	63.7311%	Fecal		CFU/100 mL	200	-	5,336.3
5439000	1/13/2002	13.1	13.1	0.0826	1.08	7520	63.7396%	Fecal		CFU/100 mL	200	-	5,295.9
5439000	3/13/2003	13.1	13.1	0.0826	1.08	7520	63.7396%	Fecal		CFU/100 mL	200	-	5,295.9
5439000	7/7/2006	13.1	13.1	0.0826	1.08	7520	63.7396%	Fecal		CFU/100 mL	200	-	5,295.9
5439000	9/5/2009	13.1	13.1	0.0826	1.08	7520	63.7396%	Fecal		CFU/100 mL	200	-	5,295.9
5439000	7/18/2011	13.1	13.1	0.0826	1.08	7520	63.7396%	Fecal		CFU/100 mL	200	-	5,295.9
5439000	7/23/2013	13.1	13.1	0.0826	1.08	7520	63.7396%	Fecal		CFU/100 mL	200	-	5,295.9
5439000	7/29/2019	13.1	13.1	0.0826	1.08	7520	63.7396%	Fecal		CFU/100 mL	200	-	5,295.9
5439000	1/3/1990	13	13	0.0826	1.07	7527	63.7989%	Fecal		CFU/100 mL	200	-	5,255.4
5439000	1/14/1990	13	13	0.0826	1.07	7527	63.7989%	Fecal		CFU/100 mL	200	-	5,255.4
5439000	1/15/1990	13	13	0.0826	1.07	7527	63.7989%	Fecal		CFU/100 mL	200	-	5,255.4
5439000	9/5/1990	13	13	0.0826	1.07	7527	63.7989%	Fecal		CFU/100 mL	200	-	5,255.4
5439000	9/8/1990	13	13	0.0826	1.07	7527	63.7989%	Fecal		CFU/100 mL	200	-	5,255.4
5439000	10/31/1990	13	13	0.0826	1.07	7527	63.7989%	Fecal		CFU/100 mL	200	-	5,255.4
5439000	11/1/1990	13	13	0.0826	1.07	7527	63.7989%	Fecal		CFU/100 mL	200	-	5,255.4
5439000	10/6/1991	13	13	0.0826	1.07	7527	63.7989%	Fecal		CFU/100 mL	200	-	5,255.4
5439000	6/8/1992	13	13	0.0826	1.07	7527	63.7989%	Fecal		CFU/100 mL	200	-	5,255.4
5439000	6/9/1992	13	13	0.0826	1.07	7527	63.7989%	Fecal		CFU/100 mL	200	-	5,255.4
5439000	6/14/1992	13	13	0.0826	1.07	7527	63.7989%	Fecal		CFU/100 mL	200	-	5,255.4
5439000	6/16/1992	13	13	0.0826	1.07	7527	63.7989%	Fecal		CFU/100 mL	200	-	5,255.4
5439000	7/3/1992	13	13	0.0826	1.07	7527	63.7989%	Fecal		CFU/100 mL	200	-	5,255.4
5439000	7/27/1992	13	13	0.0826	1.07	7527	63.7989%	Fecal		CFU/100 mL	200	-	5,255.4
5439000	7/28/1992	13	13	0.0826	1.07	7527	63.7989%	Fecal		CFU/100 mL	200	-	5,255.4
5439000	10/7/1992	13	13	0.0826	1.07	7527	63.7989%	Fecal		CFU/100 mL	200	-	5,255.4
5439000	10/11/1994	13	13	0.0826	1.07	7527	63.7989%	Fecal		CFU/100 mL	200	-	5,255.4
5439000	7/19/1995	13	13	0.0826	1.07	7527	63.7989%	Fecal		CFU/100 mL	200	-	5,255.4
5439000	7/22/1995	13	13	0.0826	1.07	7527	63.7989%	Fecal		CFU/100 mL	200	-	5,255.4
5439000	7/23/1995	13	13	0.0826	1.07	7527	63.7989%	Fecal		CFU/100 mL	200	-	5,255.4
5439000	7/24/1995	13	13	0.0826	1.07	7527	63.7989%	Fecal		CFU/100 mL	200	-	5,255.4
5439000	12/18/1995	13	13	0.0826	1.07	7527	63.7989%	Fecal		CFU/100 mL	200	-	5,255.4
5439000	1/16/1996	13	13	0.0826	1.07	7527	63.7989%	Fecal		CFU/100 mL	200	-	5,255.4
5439000	2/8/1996	13	13	0.0826	1.07	7527	63.7989%	Fecal		CFU/100 mL	200	-	5,255.4
5439000	3/4/1996	13	13	0.0826	1.07	7527	63.7989%	Fecal		CFU/100 mL	200	-	5,255.4
5439000	4/3/1996	13	13	0.0826	1.07	7527	63.7989%	Fecal		CFU/100 mL	200	-	5,255.4
5439000	9/5/1996	13	13	0.0826	1.07	7527	63.7989%	Fecal		CFU/100 mL	200	-	5,255.4
5439000	10/31/1996	13	13	0.0826	1.07	7527	63.7989%	Fecal		CFU/100 mL	200	-	5,255.4
5439000	9/17/1997	13	13	0.0826	1.07	7527	63.7989%	Fecal		CFU/100 mL	200	-	5,255.4
5439000	12/27/1998	13	13	0.0826	1.07	7527	63.7989%	Fecal		CFU/100 mL	200	-	5,255.4
5439000	7/25/1999	13	13	0.0826	1.07	7527	63.7989%	Fecal		CFU/100 mL	200	-	5,255.4
5439000	7/26/2000	13	13	0.0826	1.07	7527	63.7989%	Fecal		CFU/100 mL	200	-	5,255.4
5439000	10/13/2000	13	13	0.0826	1.07	7527	63.7989%	Fecal		CFU/100 mL	200	-	5,255.4
5439000	10/15/2000	13	13	0.0826	1.07	7527	63.7989%	Fecal		CFU/100 mL	200	-	5,255.4
5439000	10/16/2000	13	13	0.0826	1.07	7527	63.7989%	Fecal		CFU/100 mL	200	-	5,255.4
5439000	11/6/2000	13	13	0.0826	1.07	7527	63.7989%	Fecal		CFU/100 mL	200	-	5,255.4
5439000	1/17/2001	13	13	0.0826	1.07	7527	63.7989%	Fecal		CFU/100 mL	200	-	5,255.4
5439000	1/18/2001	13	13	0.0826	1.07	7527	63.7989%	Fecal		CFU/100 mL	200	-	5,255.4
5439000	1/19/2001	13	13	0.0826	1.07	7527	63.7989%	Fecal		CFU/100 mL	200	-	5,255.4
5439000	9/7/2001	13	13	0.0826	1.07	7527	63.7989%	Fecal		CFU/100 mL	200	-	5,255.4
5439000	1/1/2002	13	13	0.0826	1.07	7527	63.7989%	Fecal		CFU/100 mL	200	-	5,255.4
5439000	1/3/2002	13	13	0.0826	1.07	7527	63.7989%	Fecal		CFU/100 mL	200	-	5,255.4
5439000	7/16/2004	13	13	0.0826	1.07	7527	63.7989%	Fecal		CFU/100 mL	200	-	5,255.4
5439000	1/29/2007	13	13	0.0826	1.07	7527	63.7989%	Fecal		CFU/100 mL	200	-	5,255.4
5439000	4/30/2018	13	13	0.0826	1.07	7527	63.7989%	Fecal		CFU/100 mL	200	-	5,255.4
5439000	2/15/2022	13	13	0.0826	1.07	7527	63.7989%	Fecal		CFU/100 mL	200	-	5,255.4
5439000	5/30/2005	12.9	12.9	0.0826	1.07	7573	64.1888%	Fecal		CFU/100 mL	200	-	5,215.0
5439000	6/6/2005	12.9	12.9	0.0826	1.07	7573	64.1888%	Fecal		CFU/100 mL	200	-	5,215.0
5439000	7/21/2010	12.9	12.9	0.0826	1.07	7573	64.1888%	Fecal		CFU/100 mL	200	-	5,215.0
5439000	8/22/2011	12.9	12.9	0.0826	1.07	7573	64.1888%	Fecal		CFU/100 mL	200	-	5,215.0
5439000	7/15/2016	12.9	12.9	0.0826	1.07	7573	64.1888%	Fecal		CFU/100 mL	200	-	5,215.0
5439000	6/22/2003	12.8	12.8	0.0826	1.06	7578	64.2312%	Fecal		CFU/100 mL	200	-	5,174.6
5439000	6/26/2003	12.8	12.8	0.0826	1.06	7578	64.2312%	Fecal		CFU/100 mL	200	-	5,174.6
5439000	11/22/2007	12.8	12.8	0.0826	1.06	7578	64.2312%	Fecal		CFU/100 mL	200	-	5,174.6
5439000	10/27/2014	12.8	12.8	0.0826	1.06	7578	64.2312%	Fecal		CFU/100 mL	200	-	5,174.6
5439000	11/1/2018	12.8	12.8	0.0826	1.06	7578	64.2312%	Fecal		CFU/100 mL	200	-	5,174.6
5439000	4/2/2006	12.7	12.7	0.0826	1.05	7583	64.2736%	Fecal		CFU/100 mL	200	-	5,134.2
5439000	1/28/2007	12.7	12.7	0.0826	1.05	7583	64.2736%	Fecal		CFU/100 mL	200	-	5,134.2
5439000	2/9/2007	12.7	12.7	0.0826	1.05	7583	64.2736%	Fecal		CFU/100 mL	200	-	5,134.2
5439000	2/20/2007	12.7	12.7	0.0826	1.05	7583	64.2736%	Fecal		CFU/100 mL	200	-	5,134.2
5439000	7/31/2008	12.7	12.7	0.0826	1.05	7583	64.2736%	Fecal		CFU/100 mL	200	-	5,134.2
5439000	8/19/2010	12.7	12.7	0.0826	1.05	7583	64.2736%	Fecal		CFU/100 mL	200	-	5,134.2
5439000	1/13/2014	12.7	12.7	0.0826	1.05	7583	64.2736%	Fecal		CFU/100 mL	200	-	5,134.2
5439000	12/10/2014	12.7	12.7	0.0826	1.05	7583	64.2736%	Fecal		CFU/100 mL	200	-	5,134.2

Gage ID	Date	Discharge (CFS)	Gage Discharge (less Surrogate NPDES) (CFS)	Watershed Area Ratio	Calculated flow (CFS)	Rank	Flow Exceedance %	Parameter	Results	Units (mg or micro_gram	Limit/Standard	Actual Load (million colonies/day)	Allowable Load (million colonies/day)
5439000	7/16/2017	12.7	12.7	0.0826	1.05	7583	64.2736%	Fecal		CFU/100 mL	200	-	5,134.2
5439000	11/19/2018	12.7	12.7	0.0826	1.05	7583	64.2736%	Fecal		CFU/100 mL	200	-	5,134.2
5439000	12/3/2020	12.7	12.7	0.0826	1.05	7583	64.2736%	Fecal		CFU/100 mL	200	-	5,134.2
5439000	1/8/2002	12.6	12.6	0.0826	1.04	7594	64.3668%	Fecal		CFU/100 mL	200	-	5,093.7
5439000	9/30/2007	12.6	12.6	0.0826	1.04	7594	64.3668%	Fecal		CFU/100 mL	200	-	5,093.7
5439000	10/4/2007	12.6	12.6	0.0826	1.04	7594	64.3668%	Fecal		CFU/100 mL	200	-	5,093.7
5439000	7/5/2008	12.6	12.6	0.0826	1.04	7594	64.3668%	Fecal		CFU/100 mL	200	-	5,093.7
5439000	10/16/2009	12.6	12.6	0.0826	1.04	7594	64.3668%	Fecal		CFU/100 mL	200	-	5,093.7
5439000	2/24/2014	12.6	12.6	0.0826	1.04	7594	64.3668%	Fecal		CFU/100 mL	200	-	5,093.7
5439000	11/5/2015	12.6	12.6	0.0826	1.04	7594	64.3668%	Fecal		CFU/100 mL	200	-	5,093.7
5439000	8/30/2018	12.6	12.6	0.0826	1.04	7594	64.3668%	Fecal		CFU/100 mL	200	-	5,093.7
5439000	11/20/2018	12.6	12.6	0.0826	1.04	7594	64.3668%	Fecal		CFU/100 mL	200	-	5,093.7
5439000	7/16/2003	12.5	12.5	0.0826	1.03	7603	64.4431%	Fecal		CFU/100 mL	200	-	5,053.3
5439000	9/29/2007	12.5	12.5	0.0826	1.03	7603	64.4431%	Fecal		CFU/100 mL	200	-	5,053.3
5439000	6/20/2012	12.5	12.5	0.0826	1.03	7603	64.4431%	Fecal		CFU/100 mL	200	-	5,053.3
5439000	10/15/2012	12.5	12.5	0.0826	1.03	7603	64.4431%	Fecal		CFU/100 mL	200	-	5,053.3
5439000	10/24/2018	12.5	12.5	0.0826	1.03	7603	64.4431%	Fecal		CFU/100 mL	200	-	5,053.3
5439000	12/11/2020	12.5	12.5	0.0826	1.03	7603	64.4431%	Fecal		CFU/100 mL	200	-	5,053.3
5439000	7/9/2002	12.4	12.4	0.0826	1.02	7609	64.4940%	Fecal		CFU/100 mL	200	-	5,012.9
5439000	7/17/2004	12.4	12.4	0.0826	1.02	7609	64.4940%	Fecal		CFU/100 mL	200	-	5,012.9
5439000	5/4/2005	12.4	12.4	0.0826	1.02	7609	64.4940%	Fecal		CFU/100 mL	200	-	5,012.9
5439000	3/20/2006	12.4	12.4	0.0826	1.02	7609	64.4940%	Fecal		CFU/100 mL	200	-	5,012.9
5439000	10/29/2006	12.4	12.4	0.0826	1.02	7609	64.4940%	Fecal		CFU/100 mL	200	-	5,012.9
5439000	8/3/2007	12.4	12.4	0.0826	1.02	7609	64.4940%	Fecal		CFU/100 mL	200	-	5,012.9
5439000	12/3/2007	12.4	12.4	0.0826	1.02	7609	64.4940%	Fecal		CFU/100 mL	200	-	5,012.9
5439000	9/6/2009	12.4	12.4	0.0826	1.02	7609	64.4940%	Fecal		CFU/100 mL	200	-	5,012.9
5439000	11/30/2010	12.4	12.4	0.0826	1.02	7609	64.4940%	Fecal		CFU/100 mL	200	-	5,012.9
5439000	11/4/2011	12.4	12.4	0.0826	1.02	7609	64.4940%	Fecal		CFU/100 mL	200	-	5,012.9
5439000	11/15/2020	12.4	12.4	0.0826	1.02	7609	64.4940%	Fecal		CFU/100 mL	200	-	5,012.9
5439000	2/14/2022	12.4	12.4	0.0826	1.02	7609	64.4940%	Fecal		CFU/100 mL	200	-	5,012.9
5439000	10/17/2001	12.3	12.3	0.0826	1.02	7621	64.5957%	Fecal		CFU/100 mL	200	-	4,972.5
5439000	1/11/2002	12.3	12.3	0.0826	1.02	7621	64.5957%	Fecal		CFU/100 mL	200	-	4,972.5
5439000	7/29/2009	12.3	12.3	0.0826	1.02	7621	64.5957%	Fecal		CFU/100 mL	200	-	4,972.5
5439000	7/19/2011	12.3	12.3	0.0826	1.02	7621	64.5957%	Fecal		CFU/100 mL	200	-	4,972.5
5439000	12/22/2020	12.3	12.3	0.0826	1.02	7621	64.5957%	Fecal		CFU/100 mL	200	-	4,972.5
5439000	2/1/2002	12.2	12.2	0.0826	1.01	7626	64.6381%	Fecal		CFU/100 mL	200	-	4,932.0
5439000	11/10/2006	12.2	12.2	0.0826	1.01	7626	64.6381%	Fecal		CFU/100 mL	200	-	4,932.0
5439000	10/4/2009	12.2	12.2	0.0826	1.01	7626	64.6381%	Fecal		CFU/100 mL	200	-	4,932.0
5439000	10/21/2009	12.2	12.2	0.0826	1.01	7626	64.6381%	Fecal		CFU/100 mL	200	-	4,932.0
5439000	9/3/2010	12.2	12.2	0.0826	1.01	7626	64.6381%	Fecal		CFU/100 mL	200	-	4,932.0
5439000	6/5/2014	12.2	12.2	0.0826	1.01	7626	64.6381%	Fecal		CFU/100 mL	200	-	4,932.0
5439000	9/6/2014	12.2	12.2	0.0826	1.01	7626	64.6381%	Fecal		CFU/100 mL	200	-	4,932.0
5439000	5/23/1994	12.1	12.1	0.0826	1.00	7633	64.6974%	Fecal		CFU/100 mL	200	-	4,891.6
5439000	1/2/2006	12.1	12.1	0.0826	1.00	7633	64.6974%	Fecal		CFU/100 mL	200	-	4,891.6
5439000	10/15/2007	12.1	12.1	0.0826	1.00	7633	64.6974%	Fecal		CFU/100 mL	200	-	4,891.6
5439000	1/28/2009	12.1	12.1	0.0826	1.00	7633	64.6974%	Fecal		CFU/100 mL	200	-	4,891.6
5439000	1/31/2009	12.1	12.1	0.0826	1.00	7633	64.6974%	Fecal		CFU/100 mL	200	-	4,891.6
5439000	8/9/2009	12.1	12.1	0.0826	1.00	7633	64.6974%	Fecal		CFU/100 mL	200	-	4,891.6
5439000	10/13/2011	12.1	12.1	0.0826	1.00	7633	64.6974%	Fecal		CFU/100 mL	200	-	4,891.6
5439000	2/9/2013	12.1	12.1	0.0826	1.00	7633	64.6974%	Fecal		CFU/100 mL	200	-	4,891.6
5439000	8/15/2015	12.1	12.1	0.0826	1.00	7633	64.6974%	Fecal		CFU/100 mL	200	-	4,891.6
5439000	7/24/2018	12.1	12.1	0.0826	1.00	7633	64.6974%	Fecal		CFU/100 mL	200	-	4,891.6
5439000	12/4/2020	12.1	12.1	0.0826	1.00	7633	64.6974%	Fecal		CFU/100 mL	200	-	4,891.6
5439000	12/10/2021	12.1	12.1	0.0826	1.00	7633	64.6974%	Fecal		CFU/100 mL	200	-	4,891.6
5439000	9/6/1990	12	12	0.0826	0.99	7645	64.7991%	Fecal		CFU/100 mL	200	-	4,851.2
5439000	10/9/1990	12	12	0.0826	0.99	7645	64.7991%	Fecal		CFU/100 mL	200	-	4,851.2
5439000	10/29/1990	12	12	0.0826	0.99	7645	64.7991%	Fecal		CFU/100 mL	200	-	4,851.2
5439000	10/30/1990	12	12	0.0826	0.99	7645	64.7991%	Fecal		CFU/100 mL	200	-	4,851.2
5439000	11/3/1990	12	12	0.0826	0.99	7645	64.7991%	Fecal		CFU/100 mL	200	-	4,851.2
5439000	6/10/1992	12	12	0.0826	0.99	7645	64.7991%	Fecal		CFU/100 mL	200	-	4,851.2
5439000	6/11/1992	12	12	0.0826	0.99	7645	64.7991%	Fecal		CFU/100 mL	200	-	4,851.2
5439000	6/12/1992	12	12	0.0826	0.99	7645	64.7991%	Fecal		CFU/100 mL	200	-	4,851.2
5439000	6/13/1992	12	12	0.0826	0.99	7645	64.7991%	Fecal		CFU/100 mL	200	-	4,851.2
5439000	7/5/1992	12	12	0.0826	0.99	7645	64.7991%	Fecal		CFU/100 mL	200	-	4,851.2
5439000	10/11/1992	12	12	0.0826	0.99	7645	64.7991%	Fecal		CFU/100 mL	200	-	4,851.2
5439000	10/12/1992	12	12	0.0826	0.99	7645	64.7991%	Fecal		CFU/100 mL	200	-	4,851.2
5439000	10/17/1992	12	12	0.0826	0.99	7645	64.7991%	Fecal		CFU/100 mL	200	-	4,851.2
5439000	10/12/1994	12	12	0.0826	0.99	7645	64.7991%	Fecal		CFU/100 mL	200	-	4,851.2
5439000	7/28/1995	12	12	0.0826	0.99	7645	64.7991%	Fecal		CFU/100 mL	200	-	4,851.2
5439000	10/27/1995	12	12	0.0826	0.99	7645	64.7991%	Fecal		CFU/100 mL	200	-	4,851.2
5439000	12/19/1995	12	12	0.0826	0.99	7645	64.7991%	Fecal		CFU/100 mL	200	-	4,851.2
5439000	3/12/1996	12	12	0.0826	0.99	7645	64.7991%	Fecal		CFU/100 mL	200	-	4,851.2
5439000	9/6/1996	12	12	0.0826	0.99	7645	64.7991%	Fecal		CFU/100 mL	200	-	4,851.2
5439000	9/9/1996	12	12	0.0826	0.99	7645	64.7991%	Fecal		CFU/100 mL	200	-	4,851.2
5439000	11/30/1996	12	12	0.0826	0.99	7645	64.7991%	Fecal		CFU/100 mL	200	-	4,851.2
5439000	7/25/1998	12	12	0.0826	0.99	7645	64.7991%	Fecal		CFU/100 mL	200	-	4,851.2
5439000	12/28/1998	12	12	0.0826	0.99	7645	64.7991%	Fecal		CFU/100 mL	200	-	4,851.2
5439000	7/13/1999	12	12	0.0826	0.99	7645	64.7991%	Fecal		CFU/100 mL	200	-	4,851.2
5439000	10/7/1999	12	12	0.0826	0.99	7645	64.7991%	Fecal		CFU/100 mL	200	-	4,851.2
5439000	7/27/2000	12	12	0.0826	0.99	7645	64.7991%	Fecal		CFU/100 mL	200	-	4,851.2
5439000	8/4/2000	12	12	0.0826	0.99	7645	64.7991%	Fecal		CFU/100 mL	200	-	4,851.2
5439000	9/14/2000	12	12	0.0826	0.99	7645	64.7991%	Fecal		CFU/100 mL	200	-	4,851.2
5439000	9/26/2000	12	12	0.0826	0.99	7645	64.7991%	Fecal		CFU/100 mL	200	-	4,851.2
5439000	10/17/2000	12	12	0.0826	0.99	7645	64.7991%	Fecal		CFU/100 mL	200	-	4,851.2
5439000	10/18/2000	12	12	0.0826	0.99	7645	64.7991%	Fecal		CFU/100 mL	200	-	4,851.2
5439000	10/19/2000	12	12	0.0826	0.99	7645	64.7991%	Fecal		CFU/100 mL	200	-	4,851.2
5439000	10/20/2000	12	12	0.0826	0.99	7645	64.7991%	Fecal		CFU/100 mL	200	-	4,851.2
5439000	10/26/2000	12	12	0.0826	0.99	7645	64.7991%	Fecal		CFU/100 mL	200	-	4,851.2
5439000	10/27/2000	12	12	0.0826	0.99	7645	64.7991%	Fecal		CFU/100 mL	200	-	4,851.2
5439000	11/3/2000	12	12	0.0826	0.99	7645	64.7991%	Fecal		CFU/100 mL	200	-	4,851.2
5439000	11/4/2000	12	12	0.0826	0.99	7645	64.7991%	Fecal		CFU/100 mL	200	-	4,851.2
5439000	12/11/2000	12	12	0.0826	0.99	7645	64.7991%	Fecal		CFU/100 mL	200	-	4,851.2
5439000	1/14/2001	12	12	0.0826	0.99	7645	64.7991%	Fecal		CFU/100 mL	200	-	4,851.2
5439000	1/20/2001	12	12	0.0826	0.99	7645	64.7991%	Fecal		CFU/100 mL	200	-	4,851.2
5439000	7/6/2001	12	12	0.0826	0.99	7645	64.7991%	Fecal		CFU/100 mL	200	-	4,851.2
5439000	7/7/2001	12	12	0.0826	0.99	7645	64.7991%	Fecal		CFU/100 mL	200	-	4,851.2
5439000	1/2/2002	12	12	0.0826	0.99	7645	64.7991%	Fecal		CFU/100 mL	200	-	4,851.2
5439000	6/23/2003	12	12	0.0826	0.99	7645	64.7991%	Fecal		CFU/100 mL	200	-	4,851.2
5439000	2/1/2011	12	12	0.0826	0.99	7645	64.7991%	Fecal		CFU/100 mL	200	-	4,851.2
5439000	2/12/2011	12	12	0.0826	0.99	7645	64.7991%	Fecal		CFU/100 mL	200	-	4,851.2
5439000	2/3/2013	12	12	0.0826	0.99	7645	64.7991%	Fecal		CFU/100 mL	200	-	4,851.2
5439000	2/24/2013	12	12	0.0826	0.99	7645	64.7991%	Fecal		CFU/100 mL	200	-	4,851.2
5439000	1/14/2014	12	12	0.0826	0.99	7645	64.7991%	Fecal		CFU/100 mL	200	-	4,851.2
5439000	11/19/2016	12	12	0.0826	0.99	7645	64.7991%	Fecal		CFU/100 mL	200	-	4,851.2
5439000	7/25/2020	12	12	0.0826	0.99	7645	64.7991%	Fecal		CFU/100 mL	200	-	4,851.2
5439000	1/15/2021	12	12	0.0826	0.99	7645	64.7991%	Fecal		CFU/100 mL	200	-	4,851.2
5439000	10/30/2021	12	12	0.0826	0.99	7645	64.7991%	Fecal		CFU/100 mL	200	-	4,851.2
5439000	5/7/2005	11.9	11.9	0.0826	0.98	7698	65.2483%	Fecal		CFU/100 mL	200	-	4,810.8
5439000	9/23/2006	11.9	11.9	0.0826	0.98	7698	65.2483%	Fecal		CFU/100 mL	200	-	4,810.8
5439000	10/17/2006	11.9	11.9	0.0826	0.98	7698	65.2483%	Fecal		CFU/100 mL	200	-	4,810.8
5439000	10/20/2007	11.9	11.9	0.0826	0.98	7698	65.2483%	Fecal		CFU/100 mL	200	-	4,810.8
5439000	10/17/2009	11.9	11.9	0.0826	0.98	7698	65.2483%	Fecal		CFU/100 mL	200	-	4,810.8
5439000	12/7/2014	11.9	11.9	0.0826	0.98	7698	65.2483%	Fecal		CFU/100 mL	200	-	4,810.8
5439000	12/23/2014	11.9	11.9	0.0826	0.98	7698	65.2483%	Fecal		CFU/100 mL	200	-	4,810.8
5439000	8/18/2015	11.9	11.9	0.0826	0.98	7698	65.2483%	Fecal		CFU/100 mL	200	-	4,810.8

Gage ID	Date	Discharge (CFS)	Gage Discharge (less Surrogate NPDES) (CFS)	Watershed Area Ratio	Calculated flow (CFS)	Rank	Flow Exceedance %	Parameter	Results	Units (mg or micro_gram	Limit/Standard	Actual Load (million colonies/day)	Allowable Load (million colonies/day)
5439000	9/5/2016	11.9	11.9	0.0826	0.98	7698	65.2483%	Fecal		CFU/100 mL	200	-	4,810.8
5439000	8/13/2017	11.9	11.9	0.0826	0.98	7698	65.2483%	Fecal		CFU/100 mL	200	-	4,810.8
5439000	2/2/2018	11.9	11.9	0.0826	0.98	7698	65.2483%	Fecal		CFU/100 mL	200	-	4,810.8
5439000	11/11/2020	11.9	11.9	0.0826	0.98	7698	65.2483%	Fecal		CFU/100 mL	200	-	4,810.8
5439000	7/23/1994	11.8	11.8	0.0826	0.97	7710	65.3501%	Fecal		CFU/100 mL	200	-	4,770.3
5439000	10/12/2001	11.8	11.8	0.0826	0.97	7710	65.3501%	Fecal		CFU/100 mL	200	-	4,770.3
5439000	11/13/2001	11.8	11.8	0.0826	0.97	7710	65.3501%	Fecal		CFU/100 mL	200	-	4,770.3
5439000	1/14/2002	11.8	11.8	0.0826	0.97	7710	65.3501%	Fecal		CFU/100 mL	200	-	4,770.3
5439000	5/6/2005	11.8	11.8	0.0826	0.97	7710	65.3501%	Fecal		CFU/100 mL	200	-	4,770.3
5439000	7/30/2014	11.8	11.8	0.0826	0.97	7710	65.3501%	Fecal		CFU/100 mL	200	-	4,770.3
5439000	11/7/2015	11.8	11.8	0.0826	0.97	7710	65.3501%	Fecal		CFU/100 mL	200	-	4,770.3
5439000	1/16/2021	11.8	11.8	0.0826	0.97	7710	65.3501%	Fecal		CFU/100 mL	200	-	4,770.3
5439000	5/16/1994	11.7	11.7	0.0826	0.97	7718	65.4179%	Fecal		CFU/100 mL	200	-	4,729.9
5439000	1/12/2002	11.7	11.7	0.0826	0.97	7718	65.4179%	Fecal		CFU/100 mL	200	-	4,729.9
5439000	12/2/2004	11.7	11.7	0.0826	0.97	7718	65.4179%	Fecal		CFU/100 mL	200	-	4,729.9
5439000	7/9/2008	11.7	11.7	0.0826	0.97	7718	65.4179%	Fecal		CFU/100 mL	200	-	4,729.9
5439000	12/11/2014	11.7	11.7	0.0826	0.97	7718	65.4179%	Fecal		CFU/100 mL	200	-	4,729.9
5439000	8/6/2015	11.7	11.7	0.0826	0.97	7718	65.4179%	Fecal		CFU/100 mL	200	-	4,729.9
5439000	2/12/2018	11.7	11.7	0.0826	0.97	7718	65.4179%	Fecal		CFU/100 mL	200	-	4,729.9
5439000	4/29/2018	11.7	11.7	0.0826	0.97	7718	65.4179%	Fecal		CFU/100 mL	200	-	4,729.9
5439000	7/27/2020	11.7	11.7	0.0826	0.97	7718	65.4179%	Fecal		CFU/100 mL	200	-	4,729.9
5439000	1/3/2021	11.7	11.7	0.0826	0.97	7718	65.4179%	Fecal		CFU/100 mL	200	-	4,729.9
5439000	9/25/1994	11.6	11.6	0.0826	0.96	7728	65.5026%	Fecal		CFU/100 mL	200	-	4,689.5
5439000	10/14/2007	11.6	11.6	0.0826	0.96	7728	65.5026%	Fecal		CFU/100 mL	200	-	4,689.5
5439000	9/6/2018	11.6	11.6	0.0826	0.96	7728	65.5026%	Fecal		CFU/100 mL	200	-	4,689.5
5439000	2/13/2022	11.6	11.6	0.0826	0.96	7728	65.5026%	Fecal		CFU/100 mL	200	-	4,689.5
5439000	7/10/2002	11.5	11.5	0.0826	0.95	7732	65.5365%	Fecal		CFU/100 mL	200	-	4,649.1
5439000	6/29/2003	11.5	11.5	0.0826	0.95	7732	65.5365%	Fecal		CFU/100 mL	200	-	4,649.1
5439000	7/18/2004	11.5	11.5	0.0826	0.95	7732	65.5365%	Fecal		CFU/100 mL	200	-	4,649.1
5439000	5/5/2005	11.5	11.5	0.0826	0.95	7732	65.5365%	Fecal		CFU/100 mL	200	-	4,649.1
5439000	5/9/2005	11.5	11.5	0.0826	0.95	7732	65.5365%	Fecal		CFU/100 mL	200	-	4,649.1
5439000	5/31/2005	11.5	11.5	0.0826	0.95	7732	65.5365%	Fecal		CFU/100 mL	200	-	4,649.1
5439000	3/21/2006	11.5	11.5	0.0826	0.95	7732	65.5365%	Fecal		CFU/100 mL	200	-	4,649.1
5439000	8/20/2010	11.5	11.5	0.0826	0.95	7732	65.5365%	Fecal		CFU/100 mL	200	-	4,649.1
5439000	8/13/2011	11.5	11.5	0.0826	0.95	7732	65.5365%	Fecal		CFU/100 mL	200	-	4,649.1
5439000	8/1/2016	11.5	11.5	0.0826	0.95	7732	65.5365%	Fecal		CFU/100 mL	200	-	4,649.1
5439000	8/25/2016	11.5	11.5	0.0826	0.95	7732	65.5365%	Fecal		CFU/100 mL	200	-	4,649.1
5439000	12/27/2017	11.5	11.5	0.0826	0.95	7732	65.5365%	Fecal		CFU/100 mL	200	-	4,649.1
5439000	10/29/2018	11.5	11.5	0.0826	0.95	7732	65.5365%	Fecal		CFU/100 mL	200	-	4,649.1
5439000	11/21/2018	11.5	11.5	0.0826	0.95	7732	65.5365%	Fecal		CFU/100 mL	200	-	4,649.1
5439000	6/28/2003	11.4	11.4	0.0826	0.94	7746	65.6552%	Fecal		CFU/100 mL	200	-	4,608.6
5439000	1/4/2005	11.4	11.4	0.0826	0.94	7746	65.6552%	Fecal		CFU/100 mL	200	-	4,608.6
5439000	8/23/2013	11.4	11.4	0.0826	0.94	7746	65.6552%	Fecal		CFU/100 mL	200	-	4,608.6
5439000	12/24/2014	11.4	11.4	0.0826	0.94	7746	65.6552%	Fecal		CFU/100 mL	200	-	4,608.6
5439000	10/28/2018	11.4	11.4	0.0826	0.94	7746	65.6552%	Fecal		CFU/100 mL	200	-	4,608.6
5439000	11/2/2018	11.4	11.4	0.0826	0.94	7746	65.6552%	Fecal		CFU/100 mL	200	-	4,608.6
5439000	11/12/2001	11.3	11.3	0.0826	0.93	7752	65.7061%	Fecal		CFU/100 mL	200	-	4,568.2
5439000	7/22/2004	11.3	11.3	0.0826	0.93	7752	65.7061%	Fecal		CFU/100 mL	200	-	4,568.2
5439000	5/8/2005	11.3	11.3	0.0826	0.93	7752	65.7061%	Fecal		CFU/100 mL	200	-	4,568.2
5439000	7/11/2006	11.3	11.3	0.0826	0.93	7752	65.7061%	Fecal		CFU/100 mL	200	-	4,568.2
5439000	10/5/2007	11.3	11.3	0.0826	0.93	7752	65.7061%	Fecal		CFU/100 mL	200	-	4,568.2
5439000	8/1/2011	11.3	11.3	0.0826	0.93	7752	65.7061%	Fecal		CFU/100 mL	200	-	4,568.2
5439000	10/24/2011	11.3	11.3	0.0826	0.93	7752	65.7061%	Fecal		CFU/100 mL	200	-	4,568.2
5439000	12/25/2014	11.3	11.3	0.0826	0.93	7752	65.7061%	Fecal		CFU/100 mL	200	-	4,568.2
5439000	2/8/2018	11.3	11.3	0.0826	0.93	7752	65.7061%	Fecal		CFU/100 mL	200	-	4,568.2
5439000	2/9/2018	11.3	11.3	0.0826	0.93	7752	65.7061%	Fecal		CFU/100 mL	200	-	4,568.2
5439000	2/10/2018	11.3	11.3	0.0826	0.93	7752	65.7061%	Fecal		CFU/100 mL	200	-	4,568.2
5439000	2/11/2018	11.3	11.3	0.0826	0.93	7752	65.7061%	Fecal		CFU/100 mL	200	-	4,568.2
5439000	10/27/2018	11.3	11.3	0.0826	0.93	7752	65.7061%	Fecal		CFU/100 mL	200	-	4,568.2
5439000	10/25/2020	11.3	11.3	0.0826	0.93	7752	65.7061%	Fecal		CFU/100 mL	200	-	4,568.2
5439000	6/22/1994	11.2	11.2	0.0826	0.93	7766	65.8247%	Fecal		CFU/100 mL	200	-	4,527.8
5439000	11/17/2001	11.2	11.2	0.0826	0.93	7766	65.8247%	Fecal		CFU/100 mL	200	-	4,527.8
5439000	1/23/2002	11.2	11.2	0.0826	0.93	7766	65.8247%	Fecal		CFU/100 mL	200	-	4,527.8
5439000	2/9/2002	11.2	11.2	0.0826	0.93	7766	65.8247%	Fecal		CFU/100 mL	200	-	4,527.8
5439000	7/5/2003	11.2	11.2	0.0826	0.93	7766	65.8247%	Fecal		CFU/100 mL	200	-	4,527.8
5439000	10/6/2007	11.2	11.2	0.0826	0.93	7766	65.8247%	Fecal		CFU/100 mL	200	-	4,527.8
5439000	10/19/2009	11.2	11.2	0.0826	0.93	7766	65.8247%	Fecal		CFU/100 mL	200	-	4,527.8
5439000	10/20/2009	11.2	11.2	0.0826	0.93	7766	65.8247%	Fecal		CFU/100 mL	200	-	4,527.8
5439000	7/20/2011	11.2	11.2	0.0826	0.93	7766	65.8247%	Fecal		CFU/100 mL	200	-	4,527.8
5439000	10/2/2011	11.2	11.2	0.0826	0.93	7766	65.8247%	Fecal		CFU/100 mL	200	-	4,527.8
5439000	9/4/2018	11.2	11.2	0.0826	0.93	7766	65.8247%	Fecal		CFU/100 mL	200	-	4,527.8
5439000	10/26/2018	11.2	11.2	0.0826	0.93	7766	65.8247%	Fecal		CFU/100 mL	200	-	4,527.8
5439000	8/13/2019	11.2	11.2	0.0826	0.93	7766	65.8247%	Fecal		CFU/100 mL	200	-	4,527.8
5439000	5/25/1994	11.1	11.1	0.0826	0.92	7779	65.9349%	Fecal		CFU/100 mL	200	-	4,487.3
5439000	11/19/2001	11.1	11.1	0.0826	0.92	7779	65.9349%	Fecal		CFU/100 mL	200	-	4,487.3
5439000	1/24/2002	11.1	11.1	0.0826	0.92	7779	65.9349%	Fecal		CFU/100 mL	200	-	4,487.3
5439000	10/9/2007	11.1	11.1	0.0826	0.92	7779	65.9349%	Fecal		CFU/100 mL	200	-	4,487.3
5439000	6/21/2012	11.1	11.1	0.0826	0.92	7779	65.9349%	Fecal		CFU/100 mL	200	-	4,487.3
5439000	2/28/2013	11.1	11.1	0.0826	0.92	7779	65.9349%	Fecal		CFU/100 mL	200	-	4,487.3
5439000	7/24/2013	11.1	11.1	0.0826	0.92	7779	65.9349%	Fecal		CFU/100 mL	200	-	4,487.3
5439000	12/12/2014	11.1	11.1	0.0826	0.92	7779	65.9349%	Fecal		CFU/100 mL	200	-	4,487.3
5439000	12/26/2014	11.1	11.1	0.0826	0.92	7779	65.9349%	Fecal		CFU/100 mL	200	-	4,487.3
5439000	11/23/2018	11.1	11.1	0.0826	0.92	7779	65.9349%	Fecal		CFU/100 mL	200	-	4,487.3
5439000	9/9/2019	11.1	11.1	0.0826	0.92	7779	65.9349%	Fecal	1720	CFU/100 mL	200	38,591	4,487.3
5439000	9/9/1990	11	11	0.0826	0.91	7790	66.0281%	Fecal		CFU/100 mL	200	-	4,446.9
5439000	7/22/1991	11	11	0.0826	0.91	7790	66.0281%	Fecal		CFU/100 mL	200	-	4,446.9
5439000	9/5/1991	11	11	0.0826	0.91	7790	66.0281%	Fecal		CFU/100 mL	200	-	4,446.9
5439000	6/19/1992	11	11	0.0826	0.91	7790	66.0281%	Fecal		CFU/100 mL	200	-	4,446.9
5439000	8/5/1992	11	11	0.0826	0.91	7790	66.0281%	Fecal		CFU/100 mL	200	-	4,446.9
5439000	10/21/1992	11	11	0.0826	0.91	7790	66.0281%	Fecal		CFU/100 mL	200	-	4,446.9
5439000	10/13/1994	11	11	0.0826	0.91	7790	66.0281%	Fecal		CFU/100 mL	200	-	4,446.9
5439000	7/25/1995	11	11	0.0826	0.91	7790	66.0281%	Fecal		CFU/100 mL	200	-	4,446.9
5439000	8/19/1995	11	11	0.0826	0.91	7790	66.0281%	Fecal		CFU/100 mL	200	-	4,446.9
5439000	10/7/1995	11	11	0.0826	0.91	7790	66.0281%	Fecal		CFU/100 mL	200	-	4,446.9
5439000	12/20/1995	11	11	0.0826	0.91	7790	66.0281%	Fecal		CFU/100 mL	200	-	4,446.9
5439000	12/21/1995	11	11	0.0826	0.91	7790	66.0281%	Fecal		CFU/100 mL	200	-	4,446.9
5439000	1/15/1996	11	11	0.0826	0.91	7790	66.0281%	Fecal		CFU/100 mL	200	-	4,446.9
5439000	3/5/1996	11	11	0.0826	0.91	7790	66.0281%	Fecal		CFU/100 mL	200	-	4,446.9
5439000	3/6/1996	11	11	0.0826	0.91	7790	66.0281%	Fecal		CFU/100 mL	200	-	4,446.9
5439000	3/13/1996	11	11	0.0826	0.91	7790	66.0281%	Fecal		CFU/100 mL	200	-	4,446.9
5439000	9/7/1996	11	11	0.0826	0.91	7790	66.0281%	Fecal		CFU/100 mL	200	-	4,446.9
5439000	7/10/1997	11	11	0.0826	0.91	7790	66.0281%	Fecal		CFU/100 mL	200	-	4,446.9
5439000	8/16/1997	11	11	0.0826	0.91	7790	66.0281%	Fecal		CFU/100 mL	200	-	4,446.9
5439000	8/8/1998	11	11	0.0826	0.91	7790	66.0281%	Fecal		CFU/100 mL	200	-	4,446.9
5439000	12/29/1998	11	11	0.0826	0.91	7790	66.0281%	Fecal		CFU/100 mL	200	-	4,446.9
5439000	1/20/1999	11	11	0.0826	0.91	7790	66.0281%	Fecal		CFU/100 mL	200	-	4,446.9
5439000	7/14/1999	11	11	0.0826	0.91	7790	66.0281%	Fecal		CFU/100 mL	200	-	4,446.9
5439000	10/8/1999	11	11	0.0826	0.91	7790	66.0281%	Fecal		CFU/100 mL	200	-	4,446.9
5439000	8/12/2000	11	11	0.0826	0.91	7790	66.0281%	Fecal		CFU/100 mL	200	-	4,446.9
5439000	10/21/2000	11	11	0.0826	0.91	7790	66.0281%	Fecal		CFU/100 mL	200	-	4,446.9
5439000	10/22/2000	11	11	0.0826	0.91	7790	66.0281%	Fecal		CFU/100 mL	200	-	4,446.9
5439000	10/24/2000	11	11	0.0826	0.91	7790	66.0281%	Fecal		CFU/100 mL	200	-	4,446.9
5439000	10/25/2000	11	11	0.0826	0.91	7790	66.0281%	Fecal		CFU/100 mL	200	-	4,446.9
5439000	10/28/2000	11	11	0.0826	0.91	7790	66.0281%	Fecal		CFU/100 mL	200	-	4,446.9
5439000	12/17/2000	11	11	0.0826	0.91	7790	66.0281%	Fecal		CFU/100 mL	200	-	4,446.9

Gage ID	Date	Discharge (CFS)	Gage Discharge (less Surrogate NPDES) (CFS)	Watershed Area Ratio	Calculated flow (CFS)	Rank	Flow Exceedance %	Parameter	Results	Units (mg or micro_gram	Limit/Standard	Actual Load (million colonies/day)	Allowable Load (million colonies/day)
5439000	1/21/2001	11	11	0.0826	0.91	7790	66.0281%	Fecal		CFU/100 mL	200	-	4,446.9
5439000	7/8/2001	11	11	0.0826	0.91	7790	66.0281%	Fecal		CFU/100 mL	200	-	4,446.9
5439000	12/16/2004	11	11	0.0826	0.91	7790	66.0281%	Fecal		CFU/100 mL	200	-	4,446.9
5439000	12/31/2004	11	11	0.0826	0.91	7790	66.0281%	Fecal		CFU/100 mL	200	-	4,446.9
5439000	10/28/2006	11	11	0.0826	0.91	7790	66.0281%	Fecal		CFU/100 mL	200	-	4,446.9
5439000	2/5/2009	11	11	0.0826	0.91	7790	66.0281%	Fecal		CFU/100 mL	200	-	4,446.9
5439000	10/18/2009	11	11	0.0826	0.91	7790	66.0281%	Fecal		CFU/100 mL	200	-	4,446.9
5439000	7/22/2010	11	11	0.0826	0.91	7790	66.0281%	Fecal		CFU/100 mL	200	-	4,446.9
5439000	6/7/2014	11	11	0.0826	0.91	7790	66.0281%	Fecal		CFU/100 mL	200	-	4,446.9
5439000	7/9/2017	11	11	0.0826	0.91	7790	66.0281%	Fecal		CFU/100 mL	200	-	4,446.9
5439000	10/3/2018	11	11	0.0826	0.91	7790	66.0281%	Fecal		CFU/100 mL	200	-	4,446.9
5439000	7/28/2019	11	11	0.0826	0.91	7790	66.0281%	Fecal		CFU/100 mL	200	-	4,446.9
5439000	12/23/2020	11	11	0.0826	0.91	7790	66.0281%	Fecal		CFU/100 mL	200	-	4,446.9
5439000	3/19/2003	10.9	10.9	0.0826	0.90	7834	66.4011%	Fecal		CFU/100 mL	200	-	4,406.5
5439000	5/10/2005	10.9	10.9	0.0826	0.90	7834	66.4011%	Fecal		CFU/100 mL	200	-	4,406.5
5439000	1/30/2007	10.9	10.9	0.0826	0.90	7834	66.4011%	Fecal		CFU/100 mL	200	-	4,406.5
5439000	2/6/2007	10.9	10.9	0.0826	0.90	7834	66.4011%	Fecal		CFU/100 mL	200	-	4,406.5
5439000	2/8/2007	10.9	10.9	0.0826	0.90	7834	66.4011%	Fecal		CFU/100 mL	200	-	4,406.5
5439000	2/10/2007	10.9	10.9	0.0826	0.90	7834	66.4011%	Fecal		CFU/100 mL	200	-	4,406.5
5439000	2/11/2007	10.9	10.9	0.0826	0.90	7834	66.4011%	Fecal		CFU/100 mL	200	-	4,406.5
5439000	2/18/2007	10.9	10.9	0.0826	0.90	7834	66.4011%	Fecal		CFU/100 mL	200	-	4,406.5
5439000	2/19/2007	10.9	10.9	0.0826	0.90	7834	66.4011%	Fecal		CFU/100 mL	200	-	4,406.5
5439000	2/21/2007	10.9	10.9	0.0826	0.90	7834	66.4011%	Fecal		CFU/100 mL	200	-	4,406.5
5439000	2/22/2007	10.9	10.9	0.0826	0.90	7834	66.4011%	Fecal		CFU/100 mL	200	-	4,406.5
5439000	2/23/2007	10.9	10.9	0.0826	0.90	7834	66.4011%	Fecal		CFU/100 mL	200	-	4,406.5
5439000	10/8/2007	10.9	10.9	0.0826	0.90	7834	66.4011%	Fecal		CFU/100 mL	200	-	4,406.5
5439000	9/7/2009	10.9	10.9	0.0826	0.90	7834	66.4011%	Fecal		CFU/100 mL	200	-	4,406.5
5439000	9/14/2014	10.9	10.9	0.0826	0.90	7834	66.4011%	Fecal		CFU/100 mL	200	-	4,406.5
5439000	10/29/2014	10.9	10.9	0.0826	0.90	7834	66.4011%	Fecal		CFU/100 mL	200	-	4,406.5
5439000	12/29/2017	10.9	10.9	0.0826	0.90	7834	66.4011%	Fecal		CFU/100 mL	200	-	4,406.5
5439000	10/30/2018	10.9	10.9	0.0826	0.90	7834	66.4011%	Fecal		CFU/100 mL	200	-	4,406.5
5439000	7/26/2020	10.9	10.9	0.0826	0.90	7834	66.4011%	Fecal		CFU/100 mL	200	-	4,406.5
5439000	1/17/2021	10.9	10.9	0.0826	0.90	7834	66.4011%	Fecal		CFU/100 mL	200	-	4,406.5
5439000	10/18/2001	10.8	10.8	0.0826	0.89	7854	66.5706%	Fecal		CFU/100 mL	200	-	4,366.1
5439000	1/15/2002	10.8	10.8	0.0826	0.89	7854	66.5706%	Fecal		CFU/100 mL	200	-	4,366.1
5439000	7/11/2002	10.8	10.8	0.0826	0.89	7854	66.5706%	Fecal		CFU/100 mL	200	-	4,366.1
5439000	6/24/2003	10.8	10.8	0.0826	0.89	7854	66.5706%	Fecal		CFU/100 mL	200	-	4,366.1
5439000	6/1/2005	10.8	10.8	0.0826	0.89	7854	66.5706%	Fecal		CFU/100 mL	200	-	4,366.1
5439000	7/30/2009	10.8	10.8	0.0826	0.89	7854	66.5706%	Fecal		CFU/100 mL	200	-	4,366.1
5439000	12/27/2014	10.8	10.8	0.0826	0.89	7854	66.5706%	Fecal		CFU/100 mL	200	-	4,366.1
5439000	11/13/2015	10.8	10.8	0.0826	0.89	7854	66.5706%	Fecal		CFU/100 mL	200	-	4,366.1
5439000	8/1/1994	10.7	10.7	0.0826	0.88	7862	66.6384%	Fecal		CFU/100 mL	200	-	4,325.6
5439000	8/26/1994	10.7	10.7	0.0826	0.88	7862	66.6384%	Fecal		CFU/100 mL	200	-	4,325.6
5439000	6/25/2003	10.7	10.7	0.0826	0.88	7862	66.6384%	Fecal		CFU/100 mL	200	-	4,325.6
5439000	6/27/2003	10.7	10.7	0.0826	0.88	7862	66.6384%	Fecal		CFU/100 mL	200	-	4,325.6
5439000	12/19/2003	10.7	10.7	0.0826	0.88	7862	66.6384%	Fecal		CFU/100 mL	200	-	4,325.6
5439000	10/30/2004	10.7	10.7	0.0826	0.88	7862	66.6384%	Fecal		CFU/100 mL	200	-	4,325.6
5439000	10/7/2007	10.7	10.7	0.0826	0.88	7862	66.6384%	Fecal		CFU/100 mL	200	-	4,325.6
5439000	7/6/2008	10.7	10.7	0.0826	0.88	7862	66.6384%	Fecal		CFU/100 mL	200	-	4,325.6
5439000	2/27/2013	10.7	10.7	0.0826	0.88	7862	66.6384%	Fecal		CFU/100 mL	200	-	4,325.6
5439000	10/25/2018	10.7	10.7	0.0826	0.88	7862	66.6384%	Fecal		CFU/100 mL	200	-	4,325.6
5439000	11/22/2018	10.7	10.7	0.0826	0.88	7862	66.6384%	Fecal		CFU/100 mL	200	-	4,325.6
5439000	12/5/2020	10.7	10.7	0.0826	0.88	7862	66.6384%	Fecal		CFU/100 mL	200	-	4,325.6
5439000	8/17/1994	10.6	10.6	0.0826	0.88	7874	66.7401%	Fecal		CFU/100 mL	200	-	4,285.2
5439000	8/18/1994	10.6	10.6	0.0826	0.88	7874	66.7401%	Fecal		CFU/100 mL	200	-	4,285.2
5439000	11/18/2001	10.6	10.6	0.0826	0.88	7874	66.7401%	Fecal		CFU/100 mL	200	-	4,285.2
5439000	3/12/2003	10.6	10.6	0.0826	0.88	7874	66.7401%	Fecal		CFU/100 mL	200	-	4,285.2
5439000	6/7/2005	10.6	10.6	0.0826	0.88	7874	66.7401%	Fecal		CFU/100 mL	200	-	4,285.2
5439000	3/31/2006	10.6	10.6	0.0826	0.88	7874	66.7401%	Fecal		CFU/100 mL	200	-	4,285.2
5439000	8/21/2010	10.6	10.6	0.0826	0.88	7874	66.7401%	Fecal		CFU/100 mL	200	-	4,285.2
5439000	8/10/2014	10.6	10.6	0.0826	0.88	7874	66.7401%	Fecal		CFU/100 mL	200	-	4,285.2
5439000	12/28/2014	10.6	10.6	0.0826	0.88	7874	66.7401%	Fecal		CFU/100 mL	200	-	4,285.2
5439000	9/11/2015	10.6	10.6	0.0826	0.88	7874	66.7401%	Fecal		CFU/100 mL	200	-	4,285.2
5439000	9/1/2018	10.6	10.6	0.0826	0.88	7874	66.7401%	Fecal		CFU/100 mL	200	-	4,285.2
5439000	10/5/2001	10.5	10.5	0.0826	0.87	7885	66.8334%	Fecal		CFU/100 mL	200	-	4,244.8
5439000	11/20/2001	10.5	10.5	0.0826	0.87	7885	66.8334%	Fecal		CFU/100 mL	200	-	4,244.8
5439000	10/12/2007	10.5	10.5	0.0826	0.87	7885	66.8334%	Fecal		CFU/100 mL	200	-	4,244.8
5439000	10/9/2009	10.5	10.5	0.0826	0.87	7885	66.8334%	Fecal		CFU/100 mL	200	-	4,244.8
5439000	11/5/2011	10.5	10.5	0.0826	0.87	7885	66.8334%	Fecal		CFU/100 mL	200	-	4,244.8
5439000	6/22/2012	10.5	10.5	0.0826	0.87	7885	66.8334%	Fecal		CFU/100 mL	200	-	4,244.8
5439000	3/9/2013	10.5	10.5	0.0826	0.87	7885	66.8334%	Fecal		CFU/100 mL	200	-	4,244.8
5439000	8/24/2013	10.5	10.5	0.0826	0.87	7885	66.8334%	Fecal		CFU/100 mL	200	-	4,244.8
5439000	7/17/2016	10.5	10.5	0.0826	0.87	7885	66.8334%	Fecal		CFU/100 mL	200	-	4,244.8
5439000	7/31/2021	10.5	10.5	0.0826	0.87	7885	66.8334%	Fecal		CFU/100 mL	200	-	4,244.8
5439000	1/31/2006	10.4	10.4	0.0826	0.86	7895	66.9181%	Fecal		CFU/100 mL	200	-	4,204.4
5439000	2/5/2013	10.4	10.4	0.0826	0.86	7895	66.9181%	Fecal		CFU/100 mL	200	-	4,204.4
5439000	8/31/2015	10.4	10.4	0.0826	0.86	7895	66.9181%	Fecal		CFU/100 mL	200	-	4,204.4
5439000	8/14/2017	10.4	10.4	0.0826	0.86	7895	66.9181%	Fecal		CFU/100 mL	200	-	4,204.4
5439000	8/19/2017	10.4	10.4	0.0826	0.86	7895	66.9181%	Fecal		CFU/100 mL	200	-	4,204.4
5439000	2/5/2021	10.4	10.4	0.0826	0.86	7895	66.9181%	Fecal		CFU/100 mL	200	-	4,204.4
5439000	1/25/2022	10.4	10.4	0.0826	0.86	7895	66.9181%	Fecal		CFU/100 mL	200	-	4,204.4
5439000	1/26/2022	10.4	10.4	0.0826	0.86	7895	66.9181%	Fecal		CFU/100 mL	200	-	4,204.4
5439000	5/17/1994	10.3	10.3	0.0826	0.85	7903	66.9859%	Fecal		CFU/100 mL	200	-	4,163.9
5439000	5/26/1994	10.3	10.3	0.0826	0.85	7903	66.9859%	Fecal		CFU/100 mL	200	-	4,163.9
5439000	6/8/2005	10.3	10.3	0.0826	0.85	7903	66.9859%	Fecal		CFU/100 mL	200	-	4,163.9
5439000	11/28/2006	10.3	10.3	0.0826	0.85	7903	66.9859%	Fecal		CFU/100 mL	200	-	4,163.9
5439000	9/8/2009	10.3	10.3	0.0826	0.85	7903	66.9859%	Fecal		CFU/100 mL	200	-	4,163.9
5439000	10/14/2011	10.3	10.3	0.0826	0.85	7903	66.9859%	Fecal		CFU/100 mL	200	-	4,163.9
5439000	12/29/2014	10.3	10.3	0.0826	0.85	7903	66.9859%	Fecal		CFU/100 mL	200	-	4,163.9
5439000	8/7/2015	10.3	10.3	0.0826	0.85	7903	66.9859%	Fecal		CFU/100 mL	200	-	4,163.9
5439000	11/20/2016	10.3	10.3	0.0826	0.85	7903	66.9859%	Fecal		CFU/100 mL	200	-	4,163.9
5439000	10/1/2018	10.3	10.3	0.0826	0.85	7903	66.9859%	Fecal		CFU/100 mL	200	-	4,163.9
5439000	7/30/2019	10.3	10.3	0.0826	0.85	7903	66.9859%	Fecal		CFU/100 mL	200	-	4,163.9
5439000	1/24/2022	10.3	10.3	0.0826	0.85	7903	66.9859%	Fecal		CFU/100 mL	200	-	4,163.9
5439000	1/25/2002	10.2	10.2	0.0826	0.84	7915	67.0876%	Fecal		CFU/100 mL	200	-	4,123.5
5439000	6/2/2005	10.2	10.2	0.0826	0.84	7915	67.0876%	Fecal		CFU/100 mL	200	-	4,123.5
5439000	7/8/2006	10.2	10.2	0.0826	0.84	7915	67.0876%	Fecal		CFU/100 mL	200	-	4,123.5
5439000	12/4/2007	10.2	10.2	0.0826	0.84	7915	67.0876%	Fecal		CFU/100 mL	200	-	4,123.5
5439000	7/31/2009	10.2	10.2	0.0826	0.84	7915	67.0876%	Fecal		CFU/100 mL	200	-	4,123.5
5439000	9/17/2012	10.2	10.2	0.0826	0.84	7915	67.0876%	Fecal		CFU/100 mL	200	-	4,123.5
5439000	7/31/2014	10.2	10.2	0.0826	0.84	7915	67.0876%	Fecal		CFU/100 mL	200	-	4,123.5
5439000	7/16/2016	10.2	10.2	0.0826	0.84	7915	67.0876%	Fecal		CFU/100 mL	200	-	4,123.5
5439000	8/21/2016	10.2	10.2	0.0826	0.84	7915	67.0876%	Fecal		CFU/100 mL	200	-	4,123.5
5439000	7/25/2018	10.2	10.2	0.0826	0.84	7915	67.0876%	Fecal		CFU/100 mL	200	-	4,123.5
5439000	11/3/2018	10.2	10.2	0.0826	0.84	7915	67.0876%	Fecal		CFU/100 mL	200	-	4,123.5
5439000	8/6/2019	10.2	10.2	0.0826	0.84	7915	67.0876%	Fecal		CFU/100 mL	200	-	4,123.5
5439000	2/26/2021	10.2	10.2	0.0826	0.84	7915	67.0876%	Fecal		CFU/100 mL	200	-	4,123.5
5439000	10/12/2021	10.2	10.2	0.0826	0.84	7915	67.0876%	Fecal		CFU/100 mL	200	-	4,123.5
5439000	8/23/1994	10.1	10.1	0.0826	0.83	7929	67.2063%	Fecal		CFU/100 mL	200	-	4,083.1
5439000	11/23/2001	10.1	10.1	0.0826	0.83	7929	67.2063%	Fecal		CFU/100 mL	200	-	4,083.1
5439000	2/2/2002	10.1	10.1	0.0826	0.83	7929	67.2063%	Fecal		CFU/100 mL	200	-	4,083.1
5439000	2/8/2002	10.1	10.1	0.0826	0.83	7929	67.2063%	Fecal		CFU/100 mL	200	-	4,083.1
5439000	10/10/2009	10.1	10.1	0.0826	0.83	7929	67.2063%	Fecal		CFU/100 mL	200	-	4,083.1
5439000	11/7/2011	10.1	10.1	0.0826	0.83	7929	67.2063%	Fecal		CFU/100 mL	200	-	4,083.1
5439000	6/6/2014	10.1	10.1	0.0826	0.83	7929	67.2063%	Fecal		CFU/100 mL	200	-	4,083.1

Gage ID	Date	Discharge (CFS)	Gage Discharge (less Surrogate NPDES) (CFS)	Watershed Area Ratio	Calculated flow (CFS)	Rank	Flow Exceedance %	Parameter	Results	Units (mg or micro_gram	Limit/Standard	Actual Load (million colonies/day)	Allowable Load (million colonies/day)
5439000	8/7/2018	10.1	10.1	0.0826	0.83	7929	67.2063%	Fecal		CFU/100 mL	200	-	4,083.1
5439000	2/12/2022	10.1	10.1	0.0826	0.83	7929	67.2063%	Fecal		CFU/100 mL	200	-	4,083.1
5439000	7/8/1991	10	10	0.0826	0.83	7938	67.2826%	Fecal		CFU/100 mL	200	-	4,042.7
5439000	7/12/1992	10	10	0.0826	0.83	7938	67.2826%	Fecal		CFU/100 mL	200	-	4,042.7
5439000	7/15/1992	10	10	0.0826	0.83	7938	67.2826%	Fecal		CFU/100 mL	200	-	4,042.7
5439000	10/22/1992	10	10	0.0826	0.83	7938	67.2826%	Fecal		CFU/100 mL	200	-	4,042.7
5439000	7/27/1995	10	10	0.0826	0.83	7938	67.2826%	Fecal		CFU/100 mL	200	-	4,042.7
5439000	12/22/1995	10	10	0.0826	0.83	7938	67.2826%	Fecal		CFU/100 mL	200	-	4,042.7
5439000	1/12/1996	10	10	0.0826	0.83	7938	67.2826%	Fecal		CFU/100 mL	200	-	4,042.7
5439000	1/13/1996	10	10	0.0826	0.83	7938	67.2826%	Fecal		CFU/100 mL	200	-	4,042.7
5439000	3/7/1996	10	10	0.0826	0.83	7938	67.2826%	Fecal		CFU/100 mL	200	-	4,042.7
5439000	10/6/1998	10	10	0.0826	0.83	7938	67.2826%	Fecal		CFU/100 mL	200	-	4,042.7
5439000	12/30/1998	10	10	0.0826	0.83	7938	67.2826%	Fecal		CFU/100 mL	200	-	4,042.7
5439000	12/7/1999	10	10	0.0826	0.83	7938	67.2826%	Fecal		CFU/100 mL	200	-	4,042.7
5439000	7/28/2000	10	10	0.0826	0.83	7938	67.2826%	Fecal		CFU/100 mL	200	-	4,042.7
5439000	8/13/2000	10	10	0.0826	0.83	7938	67.2826%	Fecal		CFU/100 mL	200	-	4,042.7
5439000	8/18/2000	10	10	0.0826	0.83	7938	67.2826%	Fecal		CFU/100 mL	200	-	4,042.7
5439000	9/27/2000	10	10	0.0826	0.83	7938	67.2826%	Fecal		CFU/100 mL	200	-	4,042.7
5439000	10/23/2000	10	10	0.0826	0.83	7938	67.2826%	Fecal		CFU/100 mL	200	-	4,042.7
5439000	11/2/2000	10	10	0.0826	0.83	7938	67.2826%	Fecal		CFU/100 mL	200	-	4,042.7
5439000	12/12/2000	10	10	0.0826	0.83	7938	67.2826%	Fecal		CFU/100 mL	200	-	4,042.7
5439000	12/16/2000	10	10	0.0826	0.83	7938	67.2826%	Fecal		CFU/100 mL	200	-	4,042.7
5439000	1/11/2001	10	10	0.0826	0.83	7938	67.2826%	Fecal		CFU/100 mL	200	-	4,042.7
5439000	1/12/2001	10	10	0.0826	0.83	7938	67.2826%	Fecal		CFU/100 mL	200	-	4,042.7
5439000	1/13/2001	10	10	0.0826	0.83	7938	67.2826%	Fecal		CFU/100 mL	200	-	4,042.7
5439000	7/9/2001	10	10	0.0826	0.83	7938	67.2826%	Fecal		CFU/100 mL	200	-	4,042.7
5439000	12/17/2004	10	10	0.0826	0.83	7938	67.2826%	Fecal		CFU/100 mL	200	-	4,042.7
5439000	6/3/2005	10	10	0.0826	0.83	7938	67.2826%	Fecal		CFU/100 mL	200	-	4,042.7
5439000	3/22/2006	10	10	0.0826	0.83	7938	67.2826%	Fecal		CFU/100 mL	200	-	4,042.7
5439000	10/13/2007	10	10	0.0826	0.83	7938	67.2826%	Fecal		CFU/100 mL	200	-	4,042.7
5439000	2/2/2011	10	10	0.0826	0.83	7938	67.2826%	Fecal		CFU/100 mL	200	-	4,042.7
5439000	2/11/2011	10	10	0.0826	0.83	7938	67.2826%	Fecal		CFU/100 mL	200	-	4,042.7
5439000	8/14/2011	10	10	0.0826	0.83	7938	67.2826%	Fecal		CFU/100 mL	200	-	4,042.7
5439000	8/27/2011	10	10	0.0826	0.83	7938	67.2826%	Fecal		CFU/100 mL	200	-	4,042.7
5439000	11/6/2011	10	10	0.0826	0.83	7938	67.2826%	Fecal		CFU/100 mL	200	-	4,042.7
5439000	11/24/2020	10	10	0.0826	0.83	7938	67.2826%	Fecal		CFU/100 mL	200	-	4,042.7
5439000	12/12/2021	10	10	0.0826	0.83	7938	67.2826%	Fecal		CFU/100 mL	200	-	4,042.7
5439000	3/28/2006	9.99	9.99	0.0826	0.83	7973	67.5793%	Fecal		CFU/100 mL	200	-	4,038.6
5439000	10/10/2007	9.99	9.99	0.0826	0.83	7973	67.5793%	Fecal		CFU/100 mL	200	-	4,038.6
5439000	8/4/2011	9.99	9.99	0.0826	0.83	7973	67.5793%	Fecal		CFU/100 mL	200	-	4,038.6
5439000	8/11/2011	9.98	9.98	0.0826	0.82	7976	67.6047%	Fecal		CFU/100 mL	200	-	4,034.6
5439000	1/12/2014	9.98	9.98	0.0826	0.82	7976	67.6047%	Fecal		CFU/100 mL	200	-	4,034.6
5439000	8/10/2020	9.98	9.98	0.0826	0.82	7976	67.6047%	Fecal		CFU/100 mL	200	-	4,034.6
5439000	10/23/2012	9.97	9.97	0.0826	0.82	7979	67.6301%	Fecal		CFU/100 mL	200	-	4,030.5
5439000	12/30/2014	9.96	9.96	0.0826	0.82	7980	67.6386%	Fecal		CFU/100 mL	200	-	4,026.5
5439000	11/21/2001	9.95	9.95	0.0826	0.82	7981	67.6471%	Fecal		CFU/100 mL	200	-	4,022.4
5439000	10/11/2007	9.95	9.95	0.0826	0.82	7981	67.6471%	Fecal		CFU/100 mL	200	-	4,022.4
5439000	6/9/2005	9.92	9.92	0.0826	0.82	7983	67.6640%	Fecal		CFU/100 mL	200	-	4,010.3
5439000	12/6/2020	9.91	9.91	0.0826	0.82	7984	67.6725%	Fecal		CFU/100 mL	200	-	4,006.3
5439000	7/6/1992	9.9	9.9	0.0826	0.82	7985	67.6810%	Fecal		CFU/100 mL	200	-	4,002.2
5439000	7/11/1997	9.9	9.9	0.0826	0.82	7985	67.6810%	Fecal		CFU/100 mL	200	-	4,002.2
5439000	12/31/1998	9.9	9.9	0.0826	0.82	7985	67.6810%	Fecal		CFU/100 mL	200	-	4,002.2
5439000	10/29/2000	9.9	9.9	0.0826	0.82	7985	67.6810%	Fecal		CFU/100 mL	200	-	4,002.2
5439000	1/22/2001	9.9	9.9	0.0826	0.82	7985	67.6810%	Fecal		CFU/100 mL	200	-	4,002.2
5439000	9/25/2001	9.9	9.9	0.0826	0.82	7985	67.6810%	Fecal		CFU/100 mL	200	-	4,002.2
5439000	9/5/2012	9.9	9.9	0.0826	0.82	7985	67.6810%	Fecal		CFU/100 mL	200	-	4,002.2
5439000	11/19/2004	9.87	9.87	0.0826	0.82	7992	67.7403%	Fecal		CFU/100 mL	200	-	3,990.1
5439000	11/8/2015	9.87	9.87	0.0826	0.82	7992	67.7403%	Fecal		CFU/100 mL	200	-	3,990.1
5439000	1/4/2021	9.87	9.87	0.0826	0.82	7992	67.7403%	Fecal		CFU/100 mL	200	-	3,990.1
5439000	1/23/2022	9.87	9.87	0.0826	0.82	7992	67.7403%	Fecal		CFU/100 mL	200	-	3,990.1
5439000	10/26/2010	9.84	9.84	0.0826	0.81	7996	67.7742%	Fecal		CFU/100 mL	200	-	3,978.0
5439000	11/25/2016	9.84	9.84	0.0826	0.81	7996	67.7742%	Fecal		CFU/100 mL	200	-	3,978.0
5439000	8/15/2017	9.82	9.82	0.0826	0.81	7998	67.7912%	Fecal		CFU/100 mL	200	-	3,969.9
5439000	10/13/1992	9.8	9.8	0.0826	0.81	7999	67.7996%	Fecal		CFU/100 mL	200	-	3,961.8
5439000	10/18/1992	9.8	9.8	0.0826	0.81	7999	67.7996%	Fecal		CFU/100 mL	200	-	3,961.8
5439000	10/14/1994	9.8	9.8	0.0826	0.81	7999	67.7996%	Fecal		CFU/100 mL	200	-	3,961.8
5439000	10/15/1994	9.8	9.8	0.0826	0.81	7999	67.7996%	Fecal		CFU/100 mL	200	-	3,961.8
5439000	1/11/1996	9.8	9.8	0.0826	0.81	7999	67.7996%	Fecal		CFU/100 mL	200	-	3,961.8
5439000	1/14/1996	9.8	9.8	0.0826	0.81	7999	67.7996%	Fecal		CFU/100 mL	200	-	3,961.8
5439000	7/29/2000	9.8	9.8	0.0826	0.81	7999	67.7996%	Fecal		CFU/100 mL	200	-	3,961.8
5439000	7/30/2000	9.8	9.8	0.0826	0.81	7999	67.7996%	Fecal		CFU/100 mL	200	-	3,961.8
5439000	12/15/2000	9.8	9.8	0.0826	0.81	7999	67.7996%	Fecal		CFU/100 mL	200	-	3,961.8
5439000	7/19/2004	9.8	9.8	0.0826	0.81	7999	67.7996%	Fecal		CFU/100 mL	200	-	3,961.8
5439000	8/7/2011	9.76	9.76	0.0826	0.81	8009	67.8844%	Fecal		CFU/100 mL	200	-	3,945.6
5439000	10/5/2014	9.76	9.76	0.0826	0.81	8009	67.8844%	Fecal		CFU/100 mL	200	-	3,945.6
5439000	4/4/2003	9.75	9.75	0.0826	0.81	8011	67.9013%	Fecal		CFU/100 mL	200	-	3,941.6
5439000	10/3/2011	9.73	9.73	0.0826	0.80	8012	67.9098%	Fecal		CFU/100 mL	200	-	3,933.5
5439000	7/26/2013	9.73	9.73	0.0826	0.80	8012	67.9098%	Fecal		CFU/100 mL	200	-	3,933.5
5439000	12/14/2014	9.73	9.73	0.0826	0.80	8012	67.9098%	Fecal		CFU/100 mL	200	-	3,933.5
5439000	5/21/1994	9.72	9.72	0.0826	0.80	8015	67.9352%	Fecal		CFU/100 mL	200	-	3,929.5
5439000	5/18/1994	9.71	9.71	0.0826	0.80	8016	67.9437%	Fecal		CFU/100 mL	200	-	3,925.4
5439000	12/5/2004	9.71	9.71	0.0826	0.80	8016	67.9437%	Fecal		CFU/100 mL	200	-	3,925.4
5439000	11/5/1991	9.7	9.7	0.0826	0.80	8018	67.9607%	Fecal		CFU/100 mL	200	-	3,921.4
5439000	10/5/2009	9.7	9.7	0.0826	0.80	8018	67.9607%	Fecal		CFU/100 mL	200	-	3,921.4
5439000	8/30/2014	9.7	9.7	0.0826	0.80	8018	67.9607%	Fecal		CFU/100 mL	200	-	3,921.4
5439000	7/21/2011	9.69	9.69	0.0826	0.80	8021	67.9861%	Fecal		CFU/100 mL	200	-	3,917.3
5439000	2/25/2021	9.68	9.68	0.0826	0.80	8022	67.9946%	Fecal		CFU/100 mL	200	-	3,913.3
5439000	12/3/2004	9.67	9.67	0.0826	0.80	8023	68.0031%	Fecal		CFU/100 mL	200	-	3,909.2
5439000	11/13/2006	9.67	9.67	0.0826	0.80	8023	68.0031%	Fecal		CFU/100 mL	200	-	3,909.2
5439000	7/8/2012	9.67	9.67	0.0826	0.80	8023	68.0031%	Fecal		CFU/100 mL	200	-	3,909.2
5439000	12/31/2014	9.67	9.67	0.0826	0.80	8023	68.0031%	Fecal		CFU/100 mL	200	-	3,909.2
5439000	10/27/2007	9.66	9.66	0.0826	0.80	8027	68.0370%	Fecal		CFU/100 mL	200	-	3,905.2
5439000	7/24/1994	9.65	9.65	0.0826	0.80	8028	68.0454%	Fecal		CFU/100 mL	200	-	3,901.2
5439000	7/8/2007	9.65	9.65	0.0826	0.80	8028	68.0454%	Fecal		CFU/100 mL	200	-	3,901.2
5439000	10/21/2007	9.64	9.64	0.0826	0.80	8030	68.0624%	Fecal		CFU/100 mL	200	-	3,897.1
5439000	6/23/2012	9.64	9.64	0.0826	0.80	8030	68.0624%	Fecal		CFU/100 mL	200	-	3,897.1
5439000	8/25/2014	9.64	9.64	0.0826	0.80	8030	68.0624%	Fecal		CFU/100 mL	200	-	3,897.1
5439000	9/24/2016	9.63	9.63	0.0826	0.80	8033	68.0878%	Fecal		CFU/100 mL	200	-	3,893.1
5439000	1/26/2002	9.61	9.61	0.0826	0.79	8034	68.0963%	Fecal		CFU/100 mL	200	-	3,885.0
5439000	1/22/2022	9.61	9.61	0.0826	0.79	8034	68.0963%	Fecal		CFU/100 mL	200	-	3,885.0
5439000	10/19/1992	9.6	9.6	0.0826	0.79	8036	68.1132%	Fecal		CFU/100 mL	200	-	3,880.9
5439000	3/14/1996	9.6	9.6	0.0826	0.79	8036	68.1132%	Fecal		CFU/100 mL	200	-	3,880.9
5439000	9/10/1996	9.6	9.6	0.0826	0.79	8036	68.1132%	Fecal		CFU/100 mL	200	-	3,880.9
5439000	1/16/1999	9.6	9.6	0.0826	0.79	8036	68.1132%	Fecal		CFU/100 mL	200	-	3,880.9
5439000	1/17/1999	9.6	9.6	0.0826	0.79	8036	68.1132%	Fecal		CFU/100 mL	200	-	3,880.9
5439000	1/18/1999	9.6	9.6	0.0826	0.79	8036	68.1132%	Fecal		CFU/100 mL	200	-	3,880.9
5439000	1/19/1999	9.6	9.6	0.0826	0.79	8036	68.1132%	Fecal		CFU/100 mL	200	-	3,880.9
5439000	10/31/2000	9.6	9.6	0.0826	0.79	8036	68.1132%	Fecal		CFU/100 mL	200	-	3,880.9
5439000	12/14/2000	9.6	9.6	0.0826	0.79	8036	68.1132%	Fecal		CFU/100 mL	200	-	3,880.9
5439000	12/18/2000	9.6	9.6	0.0826	0.79	8036	68.1132%	Fecal		CFU/100 mL	200	-	3,880.9
5439000	1/23/2001	9.6	9.6	0.0826	0.79	8036	68.1132%	Fecal		CFU/100 mL	200	-	3,880.9
5439000	1/24/2001	9.6	9.6	0.0826	0.79	8036	68.1132%	Fecal		CFU/100 mL	200	-	3,880.9
5439000	2/3/2002	9.6	9.6	0.0826	0.79	8036	68.1132%	Fecal		CFU/100 mL	200	-	3,880.9
5439000	1/21/2002	9.58	9.58	0.0826	0.79	8049	68.2234%	Fecal		CFU/100 mL	200	-	3,872.9
5439000	12/28/2003	9.58	9.58	0.0826	0.79	8049	68.2234%	Fecal		CFU/100 mL	200	-	3,872.9

Gage ID	Date	Discharge (CFS)	Gage Discharge (less Surrogate NPDES) (CFS)	Watershed Area Ratio	Calculated flow (CFS)	Rank	Flow Exceedance %	Parameter	Results	Units (mg or micro_gram	Limit/Standard	Actual Load (million colonies/day)	Allowable Load (million colonies/day)
5439000	9/9/2009	9.58	9.58	0.0826	0.79	8049	68.2234%	Fecal		CFU/100 mL	200	-	3,872.9
5439000	9/18/2006	9.57	9.57	0.0826	0.79	8052	68.2489%	Fecal		CFU/100 mL	200	-	3,868.8
5439000	9/22/2015	9.56	9.56	0.0826	0.79	8053	68.2573%	Fecal		CFU/100 mL	200	-	3,864.8
5439000	1/27/2022	9.56	9.56	0.0826	0.79	8053	68.2573%	Fecal		CFU/100 mL	200	-	3,864.8
5439000	5/22/1994	9.52	9.52	0.0826	0.79	8055	68.2743%	Fecal		CFU/100 mL	200	-	3,848.6
5439000	1/31/2002	9.52	9.52	0.0826	0.79	8055	68.2743%	Fecal		CFU/100 mL	200	-	3,848.6
5439000	11/22/2001	9.51	9.51	0.0826	0.79	8057	68.2912%	Fecal		CFU/100 mL	200	-	3,844.6
5439000	11/7/2020	9.51	9.51	0.0826	0.79	8057	68.2912%	Fecal		CFU/100 mL	200	-	3,844.6
5439000	9/15/1991	9.5	9.5	0.0826	0.78	8059	68.3082%	Fecal		CFU/100 mL	200	-	3,840.5
5439000	10/20/1992	9.5	9.5	0.0826	0.78	8059	68.3082%	Fecal		CFU/100 mL	200	-	3,840.5
5439000	1/1/1996	9.5	9.5	0.0826	0.78	8059	68.3082%	Fecal		CFU/100 mL	200	-	3,840.5
5439000	2/20/1996	9.5	9.5	0.0826	0.78	8059	68.3082%	Fecal		CFU/100 mL	200	-	3,840.5
5439000	3/8/1996	9.5	9.5	0.0826	0.78	8059	68.3082%	Fecal		CFU/100 mL	200	-	3,840.5
5439000	4/12/1996	9.5	9.5	0.0826	0.78	8059	68.3082%	Fecal		CFU/100 mL	200	-	3,840.5
5439000	1/1/1999	9.5	9.5	0.0826	0.78	8059	68.3082%	Fecal		CFU/100 mL	200	-	3,840.5
5439000	1/8/1999	9.5	9.5	0.0826	0.78	8059	68.3082%	Fecal		CFU/100 mL	200	-	3,840.5
5439000	1/9/1999	9.5	9.5	0.0826	0.78	8059	68.3082%	Fecal		CFU/100 mL	200	-	3,840.5
5439000	1/10/1999	9.5	9.5	0.0826	0.78	8059	68.3082%	Fecal		CFU/100 mL	200	-	3,840.5
5439000	1/11/1999	9.5	9.5	0.0826	0.78	8059	68.3082%	Fecal		CFU/100 mL	200	-	3,840.5
5439000	1/12/1999	9.5	9.5	0.0826	0.78	8059	68.3082%	Fecal		CFU/100 mL	200	-	3,840.5
5439000	1/13/1999	9.5	9.5	0.0826	0.78	8059	68.3082%	Fecal		CFU/100 mL	200	-	3,840.5
5439000	1/14/1999	9.5	9.5	0.0826	0.78	8059	68.3082%	Fecal		CFU/100 mL	200	-	3,840.5
5439000	1/15/1999	9.5	9.5	0.0826	0.78	8059	68.3082%	Fecal		CFU/100 mL	200	-	3,840.5
5439000	7/15/1999	9.5	9.5	0.0826	0.78	8059	68.3082%	Fecal		CFU/100 mL	200	-	3,840.5
5439000	7/17/1999	9.5	9.5	0.0826	0.78	8059	68.3082%	Fecal		CFU/100 mL	200	-	3,840.5
5439000	10/30/2000	9.5	9.5	0.0826	0.78	8059	68.3082%	Fecal		CFU/100 mL	200	-	3,840.5
5439000	12/13/2000	9.5	9.5	0.0826	0.78	8059	68.3082%	Fecal		CFU/100 mL	200	-	3,840.5
5439000	1/8/2001	9.5	9.5	0.0826	0.78	8059	68.3082%	Fecal		CFU/100 mL	200	-	3,840.5
5439000	2/6/2011	9.5	9.5	0.0826	0.78	8059	68.3082%	Fecal		CFU/100 mL	200	-	3,840.5
5439000	11/12/2006	9.49	9.49	0.0826	0.78	8080	68.4862%	Fecal		CFU/100 mL	200	-	3,836.5
5439000	8/22/2010	9.49	9.49	0.0826	0.78	8080	68.4862%	Fecal		CFU/100 mL	200	-	3,836.5
5439000	1/22/2002	9.48	9.48	0.0826	0.78	8082	68.5031%	Fecal		CFU/100 mL	200	-	3,832.4
5439000	5/20/1994	9.47	9.47	0.0826	0.78	8083	68.5116%	Fecal		CFU/100 mL	200	-	3,828.4
5439000	8/1/2008	9.47	9.47	0.0826	0.78	8083	68.5116%	Fecal		CFU/100 mL	200	-	3,828.4
5439000	8/13/2014	9.47	9.47	0.0826	0.78	8083	68.5116%	Fecal		CFU/100 mL	200	-	3,828.4
5439000	10/30/2006	9.46	9.46	0.0826	0.78	8086	68.5370%	Fecal		CFU/100 mL	200	-	3,824.3
5439000	8/23/2009	9.46	9.46	0.0826	0.78	8086	68.5370%	Fecal		CFU/100 mL	200	-	3,824.3
5439000	11/6/2020	9.46	9.46	0.0826	0.78	8086	68.5370%	Fecal		CFU/100 mL	200	-	3,824.3
5439000	1/1/2015	9.45	9.45	0.0826	0.78	8089	68.5625%	Fecal		CFU/100 mL	200	-	3,820.3
5439000	12/30/2017	9.45	9.45	0.0826	0.78	8089	68.5625%	Fecal		CFU/100 mL	200	-	3,820.3
5439000	10/31/2021	9.45	9.45	0.0826	0.78	8089	68.5625%	Fecal		CFU/100 mL	200	-	3,820.3
5439000	9/10/1990	9.4	9.4	0.0826	0.78	8092	68.5879%	Fecal		CFU/100 mL	200	-	3,800.1
5439000	10/14/1992	9.4	9.4	0.0826	0.78	8092	68.5879%	Fecal		CFU/100 mL	200	-	3,800.1
5439000	10/16/1994	9.4	9.4	0.0826	0.78	8092	68.5879%	Fecal		CFU/100 mL	200	-	3,800.1
5439000	12/31/1995	9.4	9.4	0.0826	0.78	8092	68.5879%	Fecal		CFU/100 mL	200	-	3,800.1
5439000	4/13/1996	9.4	9.4	0.0826	0.78	8092	68.5879%	Fecal		CFU/100 mL	200	-	3,800.1
5439000	4/14/1996	9.4	9.4	0.0826	0.78	8092	68.5879%	Fecal		CFU/100 mL	200	-	3,800.1
5439000	11/1/2000	9.4	9.4	0.0826	0.78	8092	68.5879%	Fecal		CFU/100 mL	200	-	3,800.1
5439000	1/7/2001	9.4	9.4	0.0826	0.78	8092	68.5879%	Fecal		CFU/100 mL	200	-	3,800.1
5439000	1/13/2018	9.4	9.4	0.0826	0.78	8092	68.5879%	Fecal		CFU/100 mL	200	-	3,800.1
5439000	7/25/2013	9.38	9.38	0.0826	0.77	8101	68.6642%	Fecal		CFU/100 mL	200	-	3,792.0
5439000	11/8/2013	9.37	9.37	0.0826	0.77	8102	68.6727%	Fecal		CFU/100 mL	200	-	3,788.0
5439000	11/21/2016	9.36	9.36	0.0826	0.77	8103	68.6811%	Fecal		CFU/100 mL	200	-	3,783.9
5439000	7/20/2012	9.35	9.35	0.0826	0.77	8104	68.6896%	Fecal		CFU/100 mL	200	-	3,779.9
5439000	8/1/2009	9.33	9.33	0.0826	0.77	8105	68.6981%	Fecal		CFU/100 mL	200	-	3,771.8
5439000	6/20/1992	9.3	9.3	0.0826	0.77	8106	68.7066%	Fecal		CFU/100 mL	200	-	3,759.7
5439000	10/24/1992	9.3	9.3	0.0826	0.77	8106	68.7066%	Fecal		CFU/100 mL	200	-	3,759.7
5439000	10/24/1995	9.3	9.3	0.0826	0.77	8106	68.7066%	Fecal		CFU/100 mL	200	-	3,759.7
5439000	12/23/1995	9.3	9.3	0.0826	0.77	8106	68.7066%	Fecal		CFU/100 mL	200	-	3,759.7
5439000	7/26/1998	9.3	9.3	0.0826	0.77	8106	68.7066%	Fecal		CFU/100 mL	200	-	3,759.7
5439000	1/9/2001	9.3	9.3	0.0826	0.77	8106	68.7066%	Fecal		CFU/100 mL	200	-	3,759.7
5439000	10/11/2009	9.3	9.3	0.0826	0.77	8106	68.7066%	Fecal		CFU/100 mL	200	-	3,759.7
5439000	8/10/2009	9.27	9.27	0.0826	0.77	8113	68.7659%	Fecal		CFU/100 mL	200	-	3,747.5
5439000	10/14/2021	9.27	9.27	0.0826	0.77	8113	68.7659%	Fecal		CFU/100 mL	200	-	3,747.5
5439000	3/1/2013	9.26	9.26	0.0826	0.76	8115	68.7828%	Fecal		CFU/100 mL	200	-	3,743.5
5439000	8/11/2021	9.26	9.26	0.0826	0.76	8115	68.7828%	Fecal		CFU/100 mL	200	-	3,743.5
5439000	8/2/1994	9.25	9.25	0.0826	0.76	8117	68.7998%	Fecal		CFU/100 mL	200	-	3,739.5
5439000	8/7/2008	9.25	9.25	0.0826	0.76	8117	68.7998%	Fecal		CFU/100 mL	200	-	3,739.5
5439000	11/5/2014	9.25	9.25	0.0826	0.76	8117	68.7998%	Fecal		CFU/100 mL	200	-	3,739.5
5439000	4/5/2003	9.24	9.24	0.0826	0.76	8120	68.8252%	Fecal		CFU/100 mL	200	-	3,735.4
5439000	12/13/2014	9.24	9.24	0.0826	0.76	8120	68.8252%	Fecal		CFU/100 mL	200	-	3,735.4
5439000	9/7/2016	9.24	9.24	0.0826	0.76	8120	68.8252%	Fecal		CFU/100 mL	200	-	3,735.4
5439000	11/27/2016	9.24	9.24	0.0826	0.76	8120	68.8252%	Fecal		CFU/100 mL	200	-	3,735.4
5439000	8/2/2009	9.23	9.23	0.0826	0.76	8124	68.8591%	Fecal		CFU/100 mL	200	-	3,731.4
5439000	9/1/2013	9.22	9.22	0.0826	0.76	8125	68.8676%	Fecal		CFU/100 mL	200	-	3,727.3
5439000	8/3/2014	9.21	9.21	0.0826	0.76	8126	68.8761%	Fecal		CFU/100 mL	200	-	3,723.3
5439000	10/7/1991	9.2	9.2	0.0826	0.76	8127	68.8846%	Fecal		CFU/100 mL	200	-	3,719.2
5439000	7/13/1992	9.2	9.2	0.0826	0.76	8127	68.8846%	Fecal		CFU/100 mL	200	-	3,719.2
5439000	7/29/1992	9.2	9.2	0.0826	0.76	8127	68.8846%	Fecal		CFU/100 mL	200	-	3,719.2
5439000	2/21/1996	9.2	9.2	0.0826	0.76	8127	68.8846%	Fecal		CFU/100 mL	200	-	3,719.2
5439000	4/4/1996	9.2	9.2	0.0826	0.76	8127	68.8846%	Fecal		CFU/100 mL	200	-	3,719.2
5439000	7/19/1999	9.2	9.2	0.0826	0.76	8127	68.8846%	Fecal		CFU/100 mL	200	-	3,719.2
5439000	12/31/2017	9.2	9.2	0.0826	0.76	8127	68.8846%	Fecal		CFU/100 mL	200	-	3,719.2
5439000	6/10/2005	9.19	9.19	0.0826	0.76	8134	68.9439%	Fecal		CFU/100 mL	200	-	3,715.2
5439000	1/27/2002	9.18	9.18	0.0826	0.76	8135	68.9524%	Fecal		CFU/100 mL	200	-	3,711.2
5439000	1/29/2009	9.18	9.18	0.0826	0.76	8135	68.9524%	Fecal		CFU/100 mL	200	-	3,711.2
5439000	2/3/2009	9.18	9.18	0.0826	0.76	8135	68.9524%	Fecal		CFU/100 mL	200	-	3,711.2
5439000	10/6/2009	9.18	9.18	0.0826	0.76	8135	68.9524%	Fecal		CFU/100 mL	200	-	3,711.2
5439000	7/17/2017	9.18	9.18	0.0826	0.76	8135	68.9524%	Fecal		CFU/100 mL	200	-	3,711.2
5439000	1/2/2015	9.16	9.16	0.0826	0.76	8140	68.9947%	Fecal		CFU/100 mL	200	-	3,703.1
5439000	1/1/2018	9.16	9.16	0.0826	0.76	8140	68.9947%	Fecal		CFU/100 mL	200	-	3,703.1
5439000	2/3/2018	9.16	9.16	0.0826	0.76	8140	68.9947%	Fecal		CFU/100 mL	200	-	3,703.1
5439000	8/14/2015	9.15	9.15	0.0826	0.76	8143	69.0202%	Fecal		CFU/100 mL	200	-	3,699.0
5439000	8/20/2015	9.15	9.15	0.0826	0.76	8143	69.0202%	Fecal		CFU/100 mL	200	-	3,699.0
5439000	2/7/2018	9.14	9.14	0.0826	0.76	8145	69.0371%	Fecal		CFU/100 mL	200	-	3,695.0
5439000	1/28/2002	9.13	9.13	0.0826	0.75	8146	69.0456%	Fecal		CFU/100 mL	200	-	3,690.9
5439000	9/4/2010	9.13	9.13	0.0826	0.75	8146	69.0456%	Fecal		CFU/100 mL	200	-	3,690.9
5439000	1/21/2022	9.13	9.13	0.0826	0.75	8146	69.0456%	Fecal		CFU/100 mL	200	-	3,690.9
5439000	12/4/2004	9.11	9.11	0.0826	0.75	8149	69.0710%	Fecal		CFU/100 mL	200	-	3,682.9
5439000	10/16/2011	9.11	9.11	0.0826	0.75	8149	69.0710%	Fecal		CFU/100 mL	200	-	3,682.9
5439000	10/26/2020	9.11	9.11	0.0826	0.75	8149	69.0710%	Fecal		CFU/100 mL	200	-	3,682.9
5439000	10/25/1992	9.1	9.1	0.0826	0.75	8152	69.0965%	Fecal		CFU/100 mL	200	-	3,678.8
5439000	12/27/1995	9.1	9.1	0.0826	0.75	8152	69.0965%	Fecal		CFU/100 mL	200	-	3,678.8
5439000	12/30/1995	9.1	9.1	0.0826	0.75	8152	69.0965%	Fecal		CFU/100 mL	200	-	3,678.8
5439000	12/1/1996	9.1	9.1	0.0826	0.75	8152	69.0965%	Fecal		CFU/100 mL	200	-	3,678.8
5439000	1/7/1999	9.1	9.1	0.0826	0.75	8152	69.0965%	Fecal		CFU/100 mL	200	-	3,678.8
5439000	8/14/2000	9.1	9.1	0.0826	0.75	8152	69.0965%	Fecal		CFU/100 mL	200	-	3,678.8
5439000	1/10/2001	9.1	9.1	0.0826	0.75	8152	69.0965%	Fecal		CFU/100 mL	200	-	3,678.8
5439000	1/25/2001	9.1	9.1	0.0826	0.75	8152	69.0965%	Fecal		CFU/100 mL	200	-	3,678.8
5439000	9/6/2016	9.1	9.1	0.0826	0.75	8152	69.0965%	Fecal		CFU/100 mL	200	-	3,678.8
5439000	5/19/1994	9.09	9.09	0.0826	0.75	8161	69.1727%	Fecal		CFU/100 mL	200	-	3,674.8
5439000	7/21/2003	9.09	9.09	0.0826	0.75	8161	69.1727%	Fecal		CFU/100 mL	200	-	3,674.8
5439000	10/15/2011	9.09	9.09	0.0826	0.75	8161	69.1727%	Fecal		CFU/100 mL	200	-	3,674.8
5439000	9/14/2020	9.09	9.09	0.0826	0.75	8161	69.1727%	Fecal		CFU/100 mL	200	-	3,674.8
5439000	1/31/2007	9.07	9.07	0.0826	0.75	8165	69.2066%	Fecal		CFU/100 mL	200	-	3,666.7

Gage ID	Date	Discharge (CFS)	Gage Discharge (less Surrogate NPDES) (CFS)	Watershed Area Ratio	Calculated flow (CFS)	Rank	Flow Exceedance %	Parameter	Results	Units (mg or micro_gram	Limit/Standard	Actual Load (million colonies/day)	Allowable Load (million colonies/day)
5439000	2/1/2007	9.07	9.07	0.0826	0.75	8165	69.2066%	Fecal		CFU/100 mL	200	-	3,666.7
5439000	2/2/2007	9.07	9.07	0.0826	0.75	8165	69.2066%	Fecal		CFU/100 mL	200	-	3,666.7
5439000	2/12/2007	9.07	9.07	0.0826	0.75	8165	69.2066%	Fecal		CFU/100 mL	200	-	3,666.7
5439000	2/14/2007	9.07	9.07	0.0826	0.75	8165	69.2066%	Fecal		CFU/100 mL	200	-	3,666.7
5439000	2/16/2007	9.07	9.07	0.0826	0.75	8165	69.2066%	Fecal		CFU/100 mL	200	-	3,666.7
5439000	2/17/2007	9.07	9.07	0.0826	0.75	8165	69.2066%	Fecal		CFU/100 mL	200	-	3,666.7
5439000	1/15/2014	9.07	9.07	0.0826	0.75	8165	69.2066%	Fecal		CFU/100 mL	200	-	3,666.7
5439000	6/10/2014	9.05	9.05	0.0826	0.75	8173	69.2745%	Fecal		CFU/100 mL	200	-	3,658.6
5439000	1/16/2002	9.03	9.03	0.0826	0.75	8174	69.2829%	Fecal		CFU/100 mL	200	-	3,650.5
5439000	11/11/2014	9.03	9.03	0.0826	0.75	8174	69.2829%	Fecal		CFU/100 mL	200	-	3,650.5
5439000	2/4/2018	9.02	9.02	0.0826	0.75	8176	69.2999%	Fecal		CFU/100 mL	200	-	3,646.5
5439000	2/5/2018	9.02	9.02	0.0826	0.75	8176	69.2999%	Fecal		CFU/100 mL	200	-	3,646.5
5439000	2/6/2018	9.02	9.02	0.0826	0.75	8176	69.2999%	Fecal		CFU/100 mL	200	-	3,646.5
5439000	11/9/2015	9.01	9.01	0.0826	0.74	8179	69.3253%	Fecal		CFU/100 mL	200	-	3,642.4
5439000	11/7/1991	9	9	0.0826	0.74	8180	69.3338%	Fecal		CFU/100 mL	200	-	3,638.4
5439000	7/4/1992	9	9	0.0826	0.74	8180	69.3338%	Fecal		CFU/100 mL	200	-	3,638.4
5439000	12/28/1995	9	9	0.0826	0.74	8180	69.3338%	Fecal		CFU/100 mL	200	-	3,638.4
5439000	12/29/1995	9	9	0.0826	0.74	8180	69.3338%	Fecal		CFU/100 mL	200	-	3,638.4
5439000	1/10/1996	9	9	0.0826	0.74	8180	69.3338%	Fecal		CFU/100 mL	200	-	3,638.4
5439000	1/27/1996	9	9	0.0826	0.74	8180	69.3338%	Fecal		CFU/100 mL	200	-	3,638.4
5439000	1/2/1999	9	9	0.0826	0.74	8180	69.3338%	Fecal		CFU/100 mL	200	-	3,638.4
5439000	7/27/1999	9	9	0.0826	0.74	8180	69.3338%	Fecal		CFU/100 mL	200	-	3,638.4
5439000	12/19/2000	9	9	0.0826	0.74	8180	69.3338%	Fecal		CFU/100 mL	200	-	3,638.4
5439000	12/20/2000	9	9	0.0826	0.74	8180	69.3338%	Fecal		CFU/100 mL	200	-	3,638.4
5439000	1/4/2001	9	9	0.0826	0.74	8180	69.3338%	Fecal		CFU/100 mL	200	-	3,638.4
5439000	1/5/2001	9	9	0.0826	0.74	8180	69.3338%	Fecal		CFU/100 mL	200	-	3,638.4
5439000	1/6/2001	9	9	0.0826	0.74	8180	69.3338%	Fecal		CFU/100 mL	200	-	3,638.4
5439000	1/27/2001	9	9	0.0826	0.74	8180	69.3338%	Fecal		CFU/100 mL	200	-	3,638.4
5439000	2/4/2002	9	9	0.0826	0.74	8180	69.3338%	Fecal		CFU/100 mL	200	-	3,638.4
5439000	9/6/2006	9	9	0.0826	0.74	8180	69.3338%	Fecal		CFU/100 mL	200	-	3,638.4
5439000	2/5/2011	9	9	0.0826	0.74	8180	69.3338%	Fecal		CFU/100 mL	200	-	3,638.4
5439000	2/7/2011	9	9	0.0826	0.74	8180	69.3338%	Fecal		CFU/100 mL	200	-	3,638.4
5439000	2/25/2013	9	9	0.0826	0.74	8180	69.3338%	Fecal		CFU/100 mL	200	-	3,638.4
5439000	2/26/2013	9	9	0.0826	0.74	8180	69.3338%	Fecal		CFU/100 mL	200	-	3,638.4
5439000	8/12/2015	9	9	0.0826	0.74	8180	69.3338%	Fecal		CFU/100 mL	200	-	3,638.4
5439000	9/9/2015	9	9	0.0826	0.74	8180	69.3338%	Fecal		CFU/100 mL	200	-	3,638.4
5439000	6/9/2014	8.99	8.99	0.0826	0.74	8202	69.5203%	Fecal		CFU/100 mL	200	-	3,634.3
5439000	10/6/2016	8.99	8.99	0.0826	0.74	8202	69.5203%	Fecal		CFU/100 mL	200	-	3,634.3
5439000	1/3/2015	8.97	8.97	0.0826	0.74	8204	69.5372%	Fecal		CFU/100 mL	200	-	3,626.3
5439000	7/28/2020	8.97	8.97	0.0826	0.74	8204	69.5372%	Fecal		CFU/100 mL	200	-	3,626.3
5439000	1/18/2021	8.97	8.97	0.0826	0.74	8204	69.5372%	Fecal		CFU/100 mL	200	-	3,626.3
5439000	6/30/2003	8.95	8.95	0.0826	0.74	8207	69.5626%	Fecal		CFU/100 mL	200	-	3,618.2
5439000	7/20/2004	8.95	8.95	0.0826	0.74	8207	69.5626%	Fecal		CFU/100 mL	200	-	3,618.2
5439000	2/7/2002	8.94	8.94	0.0826	0.74	8209	69.5796%	Fecal		CFU/100 mL	200	-	3,614.1
5439000	7/12/2002	8.94	8.94	0.0826	0.74	8209	69.5796%	Fecal		CFU/100 mL	200	-	3,614.1
5439000	10/30/2014	8.94	8.94	0.0826	0.74	8209	69.5796%	Fecal		CFU/100 mL	200	-	3,614.1
5439000	1/28/2022	8.94	8.94	0.0826	0.74	8209	69.5796%	Fecal		CFU/100 mL	200	-	3,614.1
5439000	10/22/2007	8.91	8.91	0.0826	0.74	8213	69.6135%	Fecal		CFU/100 mL	200	-	3,602.0
5439000	10/23/1992	8.9	8.9	0.0826	0.74	8214	69.6220%	Fecal		CFU/100 mL	200	-	3,598.0
5439000	10/17/1994	8.9	8.9	0.0826	0.74	8214	69.6220%	Fecal		CFU/100 mL	200	-	3,598.0
5439000	1/2/1996	8.9	8.9	0.0826	0.74	8214	69.6220%	Fecal		CFU/100 mL	200	-	3,598.0
5439000	1/28/1996	8.9	8.9	0.0826	0.74	8214	69.6220%	Fecal		CFU/100 mL	200	-	3,598.0
5439000	2/19/1996	8.9	8.9	0.0826	0.74	8214	69.6220%	Fecal		CFU/100 mL	200	-	3,598.0
5439000	10/14/1999	8.9	8.9	0.0826	0.74	8214	69.6220%	Fecal		CFU/100 mL	200	-	3,598.0
5439000	12/21/2000	8.9	8.9	0.0826	0.74	8214	69.6220%	Fecal		CFU/100 mL	200	-	3,598.0
5439000	7/10/2001	8.9	8.9	0.0826	0.74	8214	69.6220%	Fecal		CFU/100 mL	200	-	3,598.0
5439000	9/9/2001	8.9	8.9	0.0826	0.74	8214	69.6220%	Fecal		CFU/100 mL	200	-	3,598.0
5439000	1/5/2021	8.88	8.88	0.0826	0.73	8223	69.6983%	Fecal		CFU/100 mL	200	-	3,589.9
5439000	8/12/2021	8.88	8.88	0.0826	0.73	8223	69.6983%	Fecal		CFU/100 mL	200	-	3,589.9
5439000	11/4/2014	8.87	8.87	0.0826	0.73	8225	69.7152%	Fecal		CFU/100 mL	200	-	3,585.8
5439000	5/27/1994	8.86	8.86	0.0826	0.73	8226	69.7237%	Fecal		CFU/100 mL	200	-	3,581.8
5439000	4/17/2003	8.85	8.85	0.0826	0.73	8227	69.7322%	Fecal		CFU/100 mL	200	-	3,577.7
5439000	1/4/2015	8.85	8.85	0.0826	0.73	8227	69.7322%	Fecal		CFU/100 mL	200	-	3,577.7
5439000	1/29/2002	8.83	8.83	0.0826	0.73	8229	69.7491%	Fecal		CFU/100 mL	200	-	3,569.7
5439000	1/29/2022	8.83	8.83	0.0826	0.73	8229	69.7491%	Fecal		CFU/100 mL	200	-	3,569.7
5439000	10/23/2007	8.82	8.82	0.0826	0.73	8231	69.7661%	Fecal		CFU/100 mL	200	-	3,565.6
5439000	2/24/2021	8.82	8.82	0.0826	0.73	8231	69.7661%	Fecal		CFU/100 mL	200	-	3,565.6
5439000	9/11/1990	8.8	8.8	0.0826	0.73	8233	69.7830%	Fecal		CFU/100 mL	200	-	3,557.5
5439000	2/7/1996	8.8	8.8	0.0826	0.73	8233	69.7830%	Fecal		CFU/100 mL	200	-	3,557.5
5439000	3/9/1996	8.8	8.8	0.0826	0.73	8233	69.7830%	Fecal		CFU/100 mL	200	-	3,557.5
5439000	10/27/1997	8.8	8.8	0.0826	0.73	8233	69.7830%	Fecal		CFU/100 mL	200	-	3,557.5
5439000	12/22/2000	8.8	8.8	0.0826	0.73	8233	69.7830%	Fecal		CFU/100 mL	200	-	3,557.5
5439000	12/23/2000	8.8	8.8	0.0826	0.73	8233	69.7830%	Fecal		CFU/100 mL	200	-	3,557.5
5439000	5/28/1994	8.78	8.78	0.0826	0.73	8239	69.8339%	Fecal		CFU/100 mL	200	-	3,549.4
5439000	1/5/2015	8.78	8.78	0.0826	0.73	8239	69.8339%	Fecal		CFU/100 mL	200	-	3,549.4
5439000	1/20/2002	8.76	8.76	0.0826	0.72	8241	69.8508%	Fecal		CFU/100 mL	200	-	3,541.4
5439000	1/30/2002	8.76	8.76	0.0826	0.72	8241	69.8508%	Fecal		CFU/100 mL	200	-	3,541.4
5439000	11/23/2007	8.76	8.76	0.0826	0.72	8241	69.8508%	Fecal		CFU/100 mL	200	-	3,541.4
5439000	10/12/2009	8.75	8.75	0.0826	0.72	8244	69.8763%	Fecal		CFU/100 mL	200	-	3,537.3
5439000	8/4/2016	8.73	8.73	0.0826	0.72	8245	69.8847%	Fecal		CFU/100 mL	200	-	3,529.2
5439000	12/29/2020	8.73	8.73	0.0826	0.72	8245	69.8847%	Fecal		CFU/100 mL	200	-	3,529.2
5439000	1/6/2015	8.71	8.71	0.0826	0.72	8247	69.9017%	Fecal		CFU/100 mL	200	-	3,521.2
5439000	7/7/1992	8.7	8.7	0.0826	0.72	8248	69.9102%	Fecal		CFU/100 mL	200	-	3,517.1
5439000	1/26/1996	8.7	8.7	0.0826	0.72	8248	69.9102%	Fecal		CFU/100 mL	200	-	3,517.1
5439000	2/22/1996	8.7	8.7	0.0826	0.72	8248	69.9102%	Fecal		CFU/100 mL	200	-	3,517.1
5439000	12/24/2000	8.7	8.7	0.0826	0.72	8248	69.9102%	Fecal		CFU/100 mL	200	-	3,517.1
5439000	1/3/2001	8.7	8.7	0.0826	0.72	8248	69.9102%	Fecal		CFU/100 mL	200	-	3,517.1
5439000	1/28/2001	8.7	8.7	0.0826	0.72	8248	69.9102%	Fecal		CFU/100 mL	200	-	3,517.1
5439000	2/8/2011	8.7	8.7	0.0826	0.72	8248	69.9102%	Fecal		CFU/100 mL	200	-	3,517.1
5439000	12/8/2020	8.68	8.68	0.0826	0.72	8255	69.9695%	Fecal		CFU/100 mL	200	-	3,509.0
5439000	1/20/2021	8.67	8.67	0.0826	0.72	8256	69.9780%	Fecal		CFU/100 mL	200	-	3,505.0
5439000	9/10/2009	8.66	8.66	0.0826	0.72	8257	69.9864%	Fecal		CFU/100 mL	200	-	3,500.9
5439000	2/23/2021	8.66	8.66	0.0826	0.72	8257	69.9864%	Fecal		CFU/100 mL	200	-	3,500.9
5439000	10/4/2011	8.65	8.65	0.0826	0.71	8259	70.0034%	Fecal		CFU/100 mL	200	-	3,496.9
5439000	7/18/2016	8.65	8.65	0.0826	0.71	8259	70.0034%	Fecal		CFU/100 mL	200	-	3,496.9
5439000	2/11/2022	8.65	8.65	0.0826	0.71	8259	70.0034%	Fecal		CFU/100 mL	200	-	3,496.9
5439000	10/22/2012	8.64	8.64	0.0826	0.71	8262	70.0288%	Fecal		CFU/100 mL	200	-	3,492.9
5439000	8/8/2015	8.63	8.63	0.0826	0.71	8263	70.0373%	Fecal		CFU/100 mL	200	-	3,488.8
5439000	1/30/2022	8.63	8.63	0.0826	0.71	8263	70.0373%	Fecal		CFU/100 mL	200	-	3,488.8
5439000	10/26/2007	8.62	8.62	0.0826	0.71	8265	70.0542%	Fecal		CFU/100 mL	200	-	3,484.8
5439000	6/24/2012	8.61	8.61	0.0826	0.71	8266	70.0627%	Fecal		CFU/100 mL	200	-	3,480.7
5439000	11/22/2016	8.61	8.61	0.0826	0.71	8266	70.0627%	Fecal		CFU/100 mL	200	-	3,480.7
5439000	8/6/1992	8.6	8.6	0.0826	0.71	8268	70.0797%	Fecal		CFU/100 mL	200	-	3,476.7
5439000	10/21/1994	8.6	8.6	0.0826	0.71	8268	70.0797%	Fecal		CFU/100 mL	200	-	3,476.7
5439000	1/29/1996	8.6	8.6	0.0826	0.71	8268	70.0797%	Fecal		CFU/100 mL	200	-	3,476.7
5439000	11/26/1996	8.6	8.6	0.0826	0.71	8268	70.0797%	Fecal		CFU/100 mL	200	-	3,476.7
5439000	10/9/1999	8.6	8.6	0.0826	0.71	8268	70.0797%	Fecal		CFU/100 mL	200	-	3,476.7
5439000	12/28/2000	8.6	8.6	0.0826	0.71	8268	70.0797%	Fecal		CFU/100 mL	200	-	3,476.7
5439000	12/29/2000	8.6	8.6	0.0826	0.71	8268	70.0797%	Fecal		CFU/100 mL	200	-	3,476.7
5439000	12/30/2000	8.6	8.6	0.0826	0.71	8268	70.0797%	Fecal		CFU/100 mL	200	-	3,476.7
5439000	12/31/2000	8.6	8.6	0.0826	0.71	8268	70.0797%	Fecal		CFU/100 mL	200	-	3,476.7
5439000	1/1/2001	8.6	8.6	0.0826	0.71	8268	70.0797%	Fecal		CFU/100 mL	200	-	3,476.7
5439000	1/2/2001	8.6	8.6	0.0826	0.71	8268	70.0797%	Fecal		CFU/100 mL	200	-	3,476.7
5439000	1/17/2002	8.6	8.6	0.0826	0.71	8268	70.0797%	Fecal		CFU/100 mL	200	-	3,476.7
5439000	12/22/2003	8.6	8.6	0.0826	0.71	8268	70.0797%	Fecal		CFU/100 mL	200	-	3,476.7

Gage ID	Date	Discharge (CFS)	Gage Discharge (less Surrogate NPDES) (CFS)	Watershed Area Ratio	Calculated flow (CFS)	Rank	Flow Exceedance %	Parameter	Results	Units (mg or micro_gram	Limit/Standard	Actual Load (million colonies/day)	Allowable Load (million colonies/day)
5439000	3/24/2006	8.6	8.6	0.0826	0.71	8268	70.0797%	Fecal		CFU/100 mL	200	-	3,476.7
5439000	8/1/2021	8.6	8.6	0.0826	0.71	8268	70.0797%	Fecal		CFU/100 mL	200	-	3,476.7
5439000	11/10/2015	8.59	8.59	0.0826	0.71	8283	70.2068%	Fecal		CFU/100 mL	200	-	3,472.6
5439000	7/1/2012	8.58	8.58	0.0826	0.71	8284	70.2153%	Fecal		CFU/100 mL	200	-	3,468.6
5439000	1/1/2005	8.56	8.56	0.0826	0.71	8285	70.2238%	Fecal		CFU/100 mL	200	-	3,460.5
5439000	10/11/2021	8.54	8.54	0.0826	0.71	8286	70.2322%	Fecal		CFU/100 mL	200	-	3,452.4
5439000	12/9/2020	8.53	8.53	0.0826	0.70	8287	70.2407%	Fecal		CFU/100 mL	200	-	3,448.4
5439000	1/7/2015	8.52	8.52	0.0826	0.70	8288	70.2492%	Fecal		CFU/100 mL	200	-	3,444.3
5439000	2/21/2021	8.52	8.52	0.0826	0.70	8288	70.2492%	Fecal		CFU/100 mL	200	-	3,444.3
5439000	9/22/1990	8.5	8.5	0.0826	0.70	8290	70.2661%	Fecal		CFU/100 mL	200	-	3,436.3
5439000	10/22/1994	8.5	8.5	0.0826	0.70	8290	70.2661%	Fecal		CFU/100 mL	200	-	3,436.3
5439000	10/23/1994	8.5	8.5	0.0826	0.70	8290	70.2661%	Fecal		CFU/100 mL	200	-	3,436.3
5439000	12/8/1999	8.5	8.5	0.0826	0.70	8290	70.2661%	Fecal		CFU/100 mL	200	-	3,436.3
5439000	1/26/2001	8.5	8.5	0.0826	0.70	8290	70.2661%	Fecal		CFU/100 mL	200	-	3,436.3
5439000	2/3/2011	8.5	8.5	0.0826	0.70	8290	70.2661%	Fecal		CFU/100 mL	200	-	3,436.3
5439000	2/4/2011	8.5	8.5	0.0826	0.70	8290	70.2661%	Fecal		CFU/100 mL	200	-	3,436.3
5439000	2/9/2011	8.5	8.5	0.0826	0.70	8290	70.2661%	Fecal		CFU/100 mL	200	-	3,436.3
5439000	2/10/2011	8.5	8.5	0.0826	0.70	8290	70.2661%	Fecal		CFU/100 mL	200	-	3,436.3
5439000	12/24/2020	8.5	8.5	0.0826	0.70	8290	70.2661%	Fecal		CFU/100 mL	200	-	3,436.3
5439000	11/26/2016	8.49	8.49	0.0826	0.70	8300	70.3509%	Fecal		CFU/100 mL	200	-	3,432.2
5439000	7/9/2006	8.48	8.48	0.0826	0.70	8301	70.3594%	Fecal		CFU/100 mL	200	-	3,428.2
5439000	8/4/2007	8.48	8.48	0.0826	0.70	8301	70.3594%	Fecal		CFU/100 mL	200	-	3,428.2
5439000	2/20/2021	8.47	8.47	0.0826	0.70	8303	70.3763%	Fecal		CFU/100 mL	200	-	3,424.1
5439000	10/14/2003	8.46	8.46	0.0826	0.70	8304	70.3848%	Fecal		CFU/100 mL	200	-	3,420.1
5439000	5/29/1994	8.45	8.45	0.0826	0.70	8305	70.3933%	Fecal		CFU/100 mL	200	-	3,416.0
5439000	7/29/2020	8.45	8.45	0.0826	0.70	8305	70.3933%	Fecal		CFU/100 mL	200	-	3,416.0
5439000	1/11/2005	8.44	8.44	0.0826	0.70	8307	70.4102%	Fecal		CFU/100 mL	200	-	3,412.0
5439000	4/7/2003	8.43	8.43	0.0826	0.70	8308	70.4187%	Fecal		CFU/100 mL	200	-	3,408.0
5439000	8/3/2009	8.43	8.43	0.0826	0.70	8308	70.4187%	Fecal		CFU/100 mL	200	-	3,408.0
5439000	2/18/2021	8.43	8.43	0.0826	0.70	8308	70.4187%	Fecal		CFU/100 mL	200	-	3,408.0
5439000	2/22/2021	8.43	8.43	0.0826	0.70	8308	70.4187%	Fecal		CFU/100 mL	200	-	3,408.0
5439000	8/16/2002	8.42	8.42	0.0826	0.70	8312	70.4526%	Fecal		CFU/100 mL	200	-	3,403.9
5439000	7/31/2019	8.42	8.42	0.0826	0.70	8312	70.4526%	Fecal		CFU/100 mL	200	-	3,403.9
5439000	12/26/2020	8.41	8.41	0.0826	0.69	8314	70.4696%	Fecal		CFU/100 mL	200	-	3,399.9
5439000	2/19/2021	8.41	8.41	0.0826	0.69	8314	70.4696%	Fecal		CFU/100 mL	200	-	3,399.9
5439000	11/6/1991	8.4	8.4	0.0826	0.69	8316	70.4865%	Fecal		CFU/100 mL	200	-	3,395.8
5439000	10/26/1992	8.4	8.4	0.0826	0.69	8316	70.4865%	Fecal		CFU/100 mL	200	-	3,395.8
5439000	10/27/1992	8.4	8.4	0.0826	0.69	8316	70.4865%	Fecal		CFU/100 mL	200	-	3,395.8
5439000	10/18/1994	8.4	8.4	0.0826	0.69	8316	70.4865%	Fecal		CFU/100 mL	200	-	3,395.8
5439000	12/24/1995	8.4	8.4	0.0826	0.69	8316	70.4865%	Fecal		CFU/100 mL	200	-	3,395.8
5439000	1/3/1996	8.4	8.4	0.0826	0.69	8316	70.4865%	Fecal		CFU/100 mL	200	-	3,395.8
5439000	1/9/1996	8.4	8.4	0.0826	0.69	8316	70.4865%	Fecal		CFU/100 mL	200	-	3,395.8
5439000	9/11/1996	8.4	8.4	0.0826	0.69	8316	70.4865%	Fecal		CFU/100 mL	200	-	3,395.8
5439000	10/3/1998	8.4	8.4	0.0826	0.69	8316	70.4865%	Fecal		CFU/100 mL	200	-	3,395.8
5439000	9/28/2000	8.4	8.4	0.0826	0.69	8316	70.4865%	Fecal		CFU/100 mL	200	-	3,395.8
5439000	2/5/2002	8.4	8.4	0.0826	0.69	8316	70.4865%	Fecal		CFU/100 mL	200	-	3,395.8
5439000	12/25/2020	8.4	8.4	0.0826	0.69	8316	70.4865%	Fecal		CFU/100 mL	200	-	3,395.8
5439000	1/31/2022	8.38	8.38	0.0826	0.69	8328	70.5882%	Fecal		CFU/100 mL	200	-	3,387.7
5439000	10/6/2011	8.37	8.37	0.0826	0.69	8329	70.5967%	Fecal		CFU/100 mL	200	-	3,383.7
5439000	12/27/2020	8.37	8.37	0.0826	0.69	8329	70.5967%	Fecal		CFU/100 mL	200	-	3,383.7
5439000	12/28/2020	8.36	8.36	0.0826	0.69	8331	70.6137%	Fecal		CFU/100 mL	200	-	3,379.7
5439000	3/2/2013	8.35	8.35	0.0826	0.69	8332	70.6221%	Fecal		CFU/100 mL	200	-	3,375.6
5439000	11/19/2013	8.34	8.34	0.0826	0.69	8333	70.6306%	Fecal		CFU/100 mL	200	-	3,371.6
5439000	12/7/2020	8.32	8.32	0.0826	0.69	8334	70.6391%	Fecal		CFU/100 mL	200	-	3,363.5
5439000	1/14/2021	8.32	8.32	0.0826	0.69	8334	70.6391%	Fecal		CFU/100 mL	200	-	3,363.5
5439000	3/23/2006	8.31	8.31	0.0826	0.69	8336	70.6560%	Fecal		CFU/100 mL	200	-	3,359.4
5439000	1/2/1990	8.3	8.3	0.0826	0.69	8337	70.6645%	Fecal		CFU/100 mL	200	-	3,355.4
5439000	9/26/1994	8.3	8.3	0.0826	0.69	8337	70.6645%	Fecal		CFU/100 mL	200	-	3,355.4
5439000	10/20/1994	8.3	8.3	0.0826	0.69	8337	70.6645%	Fecal		CFU/100 mL	200	-	3,355.4
5439000	12/26/1995	8.3	8.3	0.0826	0.69	8337	70.6645%	Fecal		CFU/100 mL	200	-	3,355.4
5439000	4/5/1996	8.3	8.3	0.0826	0.69	8337	70.6645%	Fecal		CFU/100 mL	200	-	3,355.4
5439000	10/23/1996	8.3	8.3	0.0826	0.69	8337	70.6645%	Fecal		CFU/100 mL	200	-	3,355.4
5439000	7/27/1998	8.3	8.3	0.0826	0.69	8337	70.6645%	Fecal		CFU/100 mL	200	-	3,355.4
5439000	1/3/1999	8.3	8.3	0.0826	0.69	8337	70.6645%	Fecal		CFU/100 mL	200	-	3,355.4
5439000	10/15/1999	8.3	8.3	0.0826	0.69	8337	70.6645%	Fecal		CFU/100 mL	200	-	3,355.4
5439000	12/25/2000	8.3	8.3	0.0826	0.69	8337	70.6645%	Fecal		CFU/100 mL	200	-	3,355.4
5439000	12/27/2000	8.3	8.3	0.0826	0.69	8337	70.6645%	Fecal		CFU/100 mL	200	-	3,355.4
5439000	10/1/2009	8.27	8.27	0.0826	0.68	8348	70.7578%	Fecal		CFU/100 mL	200	-	3,343.3
5439000	7/26/2018	8.27	8.27	0.0826	0.68	8348	70.7578%	Fecal		CFU/100 mL	200	-	3,343.3
5439000	11/16/2020	8.26	8.26	0.0826	0.68	8350	70.7747%	Fecal		CFU/100 mL	200	-	3,339.2
5439000	9/22/2009	8.25	8.25	0.0826	0.68	8351	70.7832%	Fecal		CFU/100 mL	200	-	3,335.2
5439000	10/13/2009	8.24	8.24	0.0826	0.68	8352	70.7917%	Fecal		CFU/100 mL	200	-	3,331.1
5439000	2/17/2021	8.24	8.24	0.0826	0.68	8352	70.7917%	Fecal		CFU/100 mL	200	-	3,331.1
5439000	1/20/2022	8.24	8.24	0.0826	0.68	8352	70.7917%	Fecal		CFU/100 mL	200	-	3,331.1
5439000	11/4/2004	8.22	8.22	0.0826	0.68	8355	70.8171%	Fecal		CFU/100 mL	200	-	3,323.1
5439000	1/8/2015	8.22	8.22	0.0826	0.68	8355	70.8171%	Fecal		CFU/100 mL	200	-	3,323.1
5439000	12/24/2017	8.22	8.22	0.0826	0.68	8355	70.8171%	Fecal		CFU/100 mL	200	-	3,323.1
5439000	6/24/1992	8.2	8.2	0.0826	0.68	8358	70.8425%	Fecal		CFU/100 mL	200	-	3,315.0
5439000	10/28/1992	8.2	8.2	0.0826	0.68	8358	70.8425%	Fecal		CFU/100 mL	200	-	3,315.0
5439000	10/19/1994	8.2	8.2	0.0826	0.68	8358	70.8425%	Fecal		CFU/100 mL	200	-	3,315.0
5439000	7/16/1999	8.2	8.2	0.0826	0.68	8358	70.8425%	Fecal		CFU/100 mL	200	-	3,315.0
5439000	8/25/1999	8.2	8.2	0.0826	0.68	8358	70.8425%	Fecal		CFU/100 mL	200	-	3,315.0
5439000	1/18/2002	8.2	8.2	0.0826	0.68	8358	70.8425%	Fecal		CFU/100 mL	200	-	3,315.0
5439000	12/23/2003	8.19	8.19	0.0826	0.68	8364	70.8934%	Fecal		CFU/100 mL	200	-	3,310.9
5439000	4/1/2006	8.19	8.19	0.0826	0.68	8364	70.8934%	Fecal		CFU/100 mL	200	-	3,310.9
5439000	3/3/2013	8.19	8.19	0.0826	0.68	8364	70.8934%	Fecal		CFU/100 mL	200	-	3,310.9
5439000	7/6/2003	8.17	8.17	0.0826	0.67	8367	70.9188%	Fecal		CFU/100 mL	200	-	3,302.8
5439000	10/21/2001	8.16	8.16	0.0826	0.67	8368	70.9273%	Fecal		CFU/100 mL	200	-	3,298.8
5439000	6/11/2005	8.15	8.15	0.0826	0.67	8369	70.9358%	Fecal		CFU/100 mL	200	-	3,294.8
5439000	2/6/2002	8.14	8.14	0.0826	0.67	8370	70.9442%	Fecal		CFU/100 mL	200	-	3,290.7
5439000	2/1/2022	8.13	8.13	0.0826	0.67	8371	70.9527%	Fecal		CFU/100 mL	200	-	3,286.7
5439000	10/19/2001	8.12	8.12	0.0826	0.67	8372	70.9612%	Fecal		CFU/100 mL	200	-	3,282.6
5439000	9/8/2008	8.12	8.12	0.0826	0.67	8372	70.9612%	Fecal		CFU/100 mL	200	-	3,282.6
5439000	9/18/2012	8.12	8.12	0.0826	0.67	8372	70.9612%	Fecal		CFU/100 mL	200	-	3,282.6
5439000	6/25/1992	8.1	8.1	0.0826	0.67	8375	70.9866%	Fecal		CFU/100 mL	200	-	3,274.5
5439000	10/29/1992	8.1	8.1	0.0826	0.67	8375	70.9866%	Fecal		CFU/100 mL	200	-	3,274.5
5439000	10/24/1994	8.1	8.1	0.0826	0.67	8375	70.9866%	Fecal		CFU/100 mL	200	-	3,274.5
5439000	10/29/1994	8.1	8.1	0.0826	0.67	8375	70.9866%	Fecal		CFU/100 mL	200	-	3,274.5
5439000	2/23/1996	8.1	8.1	0.0826	0.67	8375	70.9866%	Fecal		CFU/100 mL	200	-	3,274.5
5439000	4/11/1996	8.1	8.1	0.0826	0.67	8375	70.9866%	Fecal		CFU/100 mL	200	-	3,274.5
5439000	12/26/2000	8.1	8.1	0.0826	0.67	8375	70.9866%	Fecal		CFU/100 mL	200	-	3,274.5
5439000	9/22/2001	8.1	8.1	0.0826	0.67	8375	70.9866%	Fecal		CFU/100 mL	200	-	3,274.5
5439000	1/4/2018	8.09	8.09	0.0826	0.67	8383	71.0544%	Fecal		CFU/100 mL	200	-	3,270.5
5439000	9/10/2019	8.09	8.09	0.0826	0.67	8383	71.0544%	Fecal		CFU/100 mL	200	-	3,270.5
5439000	12/18/2002	8.07	8.07	0.0826	0.67	8385	71.0714%	Fecal		CFU/100 mL	200	-	3,262.4
5439000	1/19/2002	8.06	8.06	0.0826	0.67	8386	71.0798%	Fecal		CFU/100 mL	200	-	3,258.4
5439000	11/28/2005	8.05	8.05	0.0826	0.67	8387	71.0883%	Fecal		CFU/100 mL	200	-	3,254.3
5439000	10/31/2014	8.05	8.05	0.0826	0.67	8387	71.0883%	Fecal		CFU/100 mL	200	-	3,254.3
5439000	5/30/1994	8.04	8.04	0.0826	0.66	8389	71.1053%	Fecal		CFU/100 mL	200	-	3,250.3
5439000	7/23/2003	8.04	8.04	0.0826	0.66	8389	71.1053%	Fecal		CFU/100 mL	200	-	3,250.3
5439000	11/6/2014	8.03	8.03	0.0826	0.66	8391	71.1222%	Fecal		CFU/100 mL	200	-	3,246.3
5439000	7/18/2017	8.03	8.03	0.0826	0.66	8391	71.1222%	Fecal		CFU/100 mL	200	-	3,246.3
5439000	12/10/2020	8.02	8.02	0.0826	0.66	8393	71.1392%	Fecal		CFU/100 mL	200	-	3,242.2
5439000	4/8/2003	8.01	8.01	0.0826	0.66	8394	71.1477%	Fecal		CFU/100 mL	200	-	3,238.2
5439000	1/2/2018	8.01	8.01	0.0826	0.66	8394	71.1477%	Fecal		CFU/100 mL	200	-	3,238.2

Gage ID	Date	Discharge (CFS)	Gage Discharge (less Surrogate NPDES) (CFS)	Watershed Area Ratio	Calculated flow (CFS)	Rank	Flow Exceedance %	Parameter	Results	Units (mg or micro_gram	Limit/Standard	Actual Load (million colonies/day)	Allowable Load (million colonies/day)
5439000	10/4/1991	8	8	0.0826	0.66	8396	71.1646%	Fecal		CFU/100 mL	200	-	3,234.1
5439000	7/14/1992	8	8	0.0826	0.66	8396	71.1646%	Fecal		CFU/100 mL	200	-	3,234.1
5439000	10/31/1992	8	8	0.0826	0.66	8396	71.1646%	Fecal		CFU/100 mL	200	-	3,234.1
5439000	7/29/1995	8	8	0.0826	0.66	8396	71.1646%	Fecal		CFU/100 mL	200	-	3,234.1
5439000	12/25/1995	8	8	0.0826	0.66	8396	71.1646%	Fecal		CFU/100 mL	200	-	3,234.1
5439000	1/4/1996	8	8	0.0826	0.66	8396	71.1646%	Fecal		CFU/100 mL	200	-	3,234.1
5439000	1/8/1996	8	8	0.0826	0.66	8396	71.1646%	Fecal		CFU/100 mL	200	-	3,234.1
5439000	7/18/1997	8	8	0.0826	0.66	8396	71.1646%	Fecal		CFU/100 mL	200	-	3,234.1
5439000	7/28/1998	8	8	0.0826	0.66	8396	71.1646%	Fecal		CFU/100 mL	200	-	3,234.1
5439000	10/7/1998	8	8	0.0826	0.66	8396	71.1646%	Fecal		CFU/100 mL	200	-	3,234.1
5439000	1/6/1999	8	8	0.0826	0.66	8396	71.1646%	Fecal		CFU/100 mL	200	-	3,234.1
5439000	11/11/1999	8	8	0.0826	0.66	8396	71.1646%	Fecal		CFU/100 mL	200	-	3,234.1
5439000	12/18/2004	8	8	0.0826	0.66	8396	71.1646%	Fecal		CFU/100 mL	200	-	3,234.1
5439000	2/4/2013	8	8	0.0826	0.66	8396	71.1646%	Fecal		CFU/100 mL	200	-	3,234.1
5439000	11/1/2014	7.99	7.99	0.0826	0.66	8410	71.2833%	Fecal		CFU/100 mL	200	-	3,230.1
5439000	10/23/2010	7.98	7.98	0.0826	0.66	8411	71.2917%	Fecal		CFU/100 mL	200	-	3,226.0
5439000	10/7/2009	7.97	7.97	0.0826	0.66	8412	71.3002%	Fecal		CFU/100 mL	200	-	3,222.0
5439000	10/30/2015	7.96	7.96	0.0826	0.66	8413	71.3087%	Fecal		CFU/100 mL	200	-	3,218.0
5439000	7/25/1994	7.95	7.95	0.0826	0.66	8414	71.3172%	Fecal		CFU/100 mL	200	-	3,213.9
5439000	1/28/2006	7.94	7.94	0.0826	0.66	8415	71.3256%	Fecal		CFU/100 mL	200	-	3,209.9
5439000	7/10/2006	7.94	7.94	0.0826	0.66	8415	71.3256%	Fecal		CFU/100 mL	200	-	3,209.9
5439000	10/2/2006	7.94	7.94	0.0826	0.66	8415	71.3256%	Fecal		CFU/100 mL	200	-	3,209.9
5439000	11/8/1991	7.9	7.9	0.0826	0.65	8418	71.3511%	Fecal		CFU/100 mL	200	-	3,193.7
5439000	6/21/1992	7.9	7.9	0.0826	0.65	8418	71.3511%	Fecal		CFU/100 mL	200	-	3,193.7
5439000	9/12/1996	7.9	7.9	0.0826	0.65	8418	71.3511%	Fecal		CFU/100 mL	200	-	3,193.7
5439000	7/12/1997	7.9	7.9	0.0826	0.65	8418	71.3511%	Fecal		CFU/100 mL	200	-	3,193.7
5439000	10/24/2007	7.9	7.9	0.0826	0.65	8418	71.3511%	Fecal		CFU/100 mL	200	-	3,193.7
5439000	1/31/2021	7.9	7.9	0.0826	0.65	8418	71.3511%	Fecal		CFU/100 mL	200	-	3,193.7
5439000	2/2/2022	7.89	7.89	0.0826	0.65	8424	71.4019%	Fecal		CFU/100 mL	200	-	3,189.7
5439000	1/7/2005	7.88	7.88	0.0826	0.65	8425	71.4104%	Fecal		CFU/100 mL	200	-	3,185.6
5439000	10/4/2018	7.88	7.88	0.0826	0.65	8425	71.4104%	Fecal		CFU/100 mL	200	-	3,185.6
5439000	7/17/2003	7.87	7.87	0.0826	0.65	8427	71.4274%	Fecal		CFU/100 mL	200	-	3,181.6
5439000	9/25/2016	7.87	7.87	0.0826	0.65	8427	71.4274%	Fecal		CFU/100 mL	200	-	3,181.6
5439000	12/30/2010	7.86	7.86	0.0826	0.65	8429	71.4443%	Fecal		CFU/100 mL	200	-	3,177.5
5439000	7/12/2006	7.85	7.85	0.0826	0.65	8430	71.4528%	Fecal		CFU/100 mL	200	-	3,173.5
5439000	3/8/2013	7.84	7.84	0.0826	0.65	8431	71.4613%	Fecal		CFU/100 mL	200	-	3,169.4
5439000	12/13/2021	7.84	7.84	0.0826	0.65	8431	71.4613%	Fecal		CFU/100 mL	200	-	3,169.4
5439000	9/7/2014	7.83	7.83	0.0826	0.65	8433	71.4782%	Fecal		CFU/100 mL	200	-	3,165.4
5439000	11/14/2006	7.82	7.82	0.0826	0.65	8434	71.4867%	Fecal		CFU/100 mL	200	-	3,161.4
5439000	6/23/1992	7.8	7.8	0.0826	0.64	8435	71.4952%	Fecal		CFU/100 mL	200	-	3,153.3
5439000	8/8/1992	7.8	7.8	0.0826	0.64	8435	71.4952%	Fecal		CFU/100 mL	200	-	3,153.3
5439000	3/10/1996	7.8	7.8	0.0826	0.64	8435	71.4952%	Fecal		CFU/100 mL	200	-	3,153.3
5439000	3/11/1996	7.8	7.8	0.0826	0.64	8435	71.4952%	Fecal		CFU/100 mL	200	-	3,153.3
5439000	11/6/1997	7.8	7.8	0.0826	0.64	8435	71.4952%	Fecal		CFU/100 mL	200	-	3,153.3
5439000	10/14/2009	7.8	7.8	0.0826	0.64	8435	71.4952%	Fecal		CFU/100 mL	200	-	3,153.3
5439000	8/26/2014	7.79	7.79	0.0826	0.64	8441	71.5460%	Fecal		CFU/100 mL	200	-	3,149.2
5439000	1/9/2022	7.78	7.78	0.0826	0.64	8442	71.5545%	Fecal		CFU/100 mL	200	-	3,145.2
5439000	1/10/2022	7.78	7.78	0.0826	0.64	8442	71.5545%	Fecal		CFU/100 mL	200	-	3,145.2
5439000	11/7/2014	7.77	7.77	0.0826	0.64	8444	71.5715%	Fecal		CFU/100 mL	200	-	3,141.1
5439000	1/9/2015	7.77	7.77	0.0826	0.64	8444	71.5715%	Fecal		CFU/100 mL	200	-	3,141.1
5439000	3/25/2006	7.76	7.76	0.0826	0.64	8446	71.5884%	Fecal		CFU/100 mL	200	-	3,137.1
5439000	11/29/2007	7.76	7.76	0.0826	0.64	8446	71.5884%	Fecal		CFU/100 mL	200	-	3,137.1
5439000	11/19/2003	7.75	7.75	0.0826	0.64	8448	71.6054%	Fecal		CFU/100 mL	200	-	3,133.1
5439000	8/11/2009	7.73	7.73	0.0826	0.64	8449	71.6138%	Fecal		CFU/100 mL	200	-	3,125.0
5439000	11/9/2014	7.73	7.73	0.0826	0.64	8449	71.6138%	Fecal		CFU/100 mL	200	-	3,125.0
5439000	8/2/2016	7.73	7.73	0.0826	0.64	8449	71.6138%	Fecal		CFU/100 mL	200	-	3,125.0
5439000	11/1/2021	7.73	7.73	0.0826	0.64	8449	71.6138%	Fecal		CFU/100 mL	200	-	3,125.0
5439000	7/23/2004	7.72	7.72	0.0826	0.64	8453	71.6477%	Fecal		CFU/100 mL	200	-	3,120.9
5439000	10/27/2020	7.71	7.71	0.0826	0.64	8454	71.6562%	Fecal		CFU/100 mL	200	-	3,116.9
5439000	9/12/1990	7.7	7.7	0.0826	0.64	8455	71.6647%	Fecal		CFU/100 mL	200	-	3,112.8
5439000	10/26/1994	7.7	7.7	0.0826	0.64	8455	71.6647%	Fecal		CFU/100 mL	200	-	3,112.8
5439000	1/5/1996	7.7	7.7	0.0826	0.64	8455	71.6647%	Fecal		CFU/100 mL	200	-	3,112.8
5439000	1/6/1996	7.7	7.7	0.0826	0.64	8455	71.6647%	Fecal		CFU/100 mL	200	-	3,112.8
5439000	1/7/1996	7.7	7.7	0.0826	0.64	8455	71.6647%	Fecal		CFU/100 mL	200	-	3,112.8
5439000	10/10/1999	7.7	7.7	0.0826	0.64	8455	71.6647%	Fecal		CFU/100 mL	200	-	3,112.8
5439000	12/9/1999	7.7	7.7	0.0826	0.64	8455	71.6647%	Fecal		CFU/100 mL	200	-	3,112.8
5439000	12/15/1999	7.7	7.7	0.0826	0.64	8455	71.6647%	Fecal		CFU/100 mL	200	-	3,112.8
5439000	6/12/2005	7.7	7.7	0.0826	0.64	8455	71.6647%	Fecal		CFU/100 mL	200	-	3,112.8
5439000	8/20/2017	7.7	7.7	0.0826	0.64	8455	71.6647%	Fecal		CFU/100 mL	200	-	3,112.8
5439000	3/25/2003	7.69	7.69	0.0826	0.64	8465	71.7494%	Fecal		CFU/100 mL	200	-	3,108.8
5439000	2/3/2022	7.69	7.69	0.0826	0.64	8465	71.7494%	Fecal		CFU/100 mL	200	-	3,108.8
5439000	2/16/2021	7.68	7.68	0.0826	0.63	8467	71.7664%	Fecal		CFU/100 mL	200	-	3,104.8
5439000	10/17/2011	7.67	7.67	0.0826	0.63	8468	71.7749%	Fecal		CFU/100 mL	200	-	3,100.7
5439000	12/29/2003	7.66	7.66	0.0826	0.63	8469	71.7834%	Fecal		CFU/100 mL	200	-	3,096.7
5439000	9/11/2009	7.65	7.65	0.0826	0.63	8470	71.7918%	Fecal		CFU/100 mL	200	-	3,092.6
5439000	10/20/2011	7.63	7.63	0.0826	0.63	8471	71.8003%	Fecal		CFU/100 mL	200	-	3,084.5
5439000	8/9/2021	7.62	7.62	0.0826	0.63	8472	71.8088%	Fecal		CFU/100 mL	200	-	3,080.5
5439000	10/30/1994	7.6	7.6	0.0826	0.63	8473	71.8173%	Fecal		CFU/100 mL	200	-	3,072.4
5439000	2/26/1996	7.6	7.6	0.0826	0.63	8473	71.8173%	Fecal		CFU/100 mL	200	-	3,072.4
5439000	9/13/1996	7.6	7.6	0.0826	0.63	8473	71.8173%	Fecal		CFU/100 mL	200	-	3,072.4
5439000	12/2/1996	7.6	7.6	0.0826	0.63	8473	71.8173%	Fecal		CFU/100 mL	200	-	3,072.4
5439000	12/10/2007	7.6	7.6	0.0826	0.63	8473	71.8173%	Fecal		CFU/100 mL	200	-	3,072.4
5439000	7/13/2002	7.59	7.59	0.0826	0.63	8478	71.8596%	Fecal		CFU/100 mL	200	-	3,068.4
5439000	8/14/2014	7.59	7.59	0.0826	0.63	8478	71.8596%	Fecal		CFU/100 mL	200	-	3,068.4
5439000	1/3/2018	7.59	7.59	0.0826	0.63	8478	71.8596%	Fecal		CFU/100 mL	200	-	3,068.4
5439000	8/24/1994	7.57	7.57	0.0826	0.63	8481	71.8851%	Fecal		CFU/100 mL	200	-	3,060.3
5439000	8/2/2021	7.57	7.57	0.0826	0.63	8481	71.8851%	Fecal		CFU/100 mL	200	-	3,060.3
5439000	10/5/2011	7.56	7.56	0.0826	0.62	8483	71.9020%	Fecal		CFU/100 mL	200	-	3,056.2
5439000	11/3/2014	7.56	7.56	0.0826	0.62	8483	71.9020%	Fecal		CFU/100 mL	200	-	3,056.2
5439000	6/8/1994	7.54	7.54	0.0826	0.62	8485	71.9190%	Fecal		CFU/100 mL	200	-	3,048.2
5439000	8/28/2011	7.54	7.54	0.0826	0.62	8485	71.9190%	Fecal		CFU/100 mL	200	-	3,048.2
5439000	1/13/2013	7.54	7.54	0.0826	0.62	8485	71.9190%	Fecal		CFU/100 mL	200	-	3,048.2
5439000	7/27/2013	7.53	7.53	0.0826	0.62	8488	71.9444%	Fecal		CFU/100 mL	200	-	3,044.1
5439000	1/11/2014	7.53	7.53	0.0826	0.62	8488	71.9444%	Fecal		CFU/100 mL	200	-	3,044.1
5439000	10/29/2015	7.53	7.53	0.0826	0.62	8488	71.9444%	Fecal		CFU/100 mL	200	-	3,044.1
5439000	1/6/2021	7.52	7.52	0.0826	0.62	8491	71.9698%	Fecal		CFU/100 mL	200	-	3,040.1
5439000	12/21/2003	7.51	7.51	0.0826	0.62	8492	71.9783%	Fecal		CFU/100 mL	200	-	3,036.0
5439000	7/8/1992	7.5	7.5	0.0826	0.62	8493	71.9868%	Fecal		CFU/100 mL	200	-	3,032.0
5439000	10/30/1992	7.5	7.5	0.0826	0.62	8493	71.9868%	Fecal		CFU/100 mL	200	-	3,032.0
5439000	2/16/1996	7.5	7.5	0.0826	0.62	8493	71.9868%	Fecal		CFU/100 mL	200	-	3,032.0
5439000	2/18/1996	7.5	7.5	0.0826	0.62	8493	71.9868%	Fecal		CFU/100 mL	200	-	3,032.0
5439000	9/29/1996	7.5	7.5	0.0826	0.62	8493	71.9868%	Fecal		CFU/100 mL	200	-	3,032.0
5439000	9/16/1998	7.5	7.5	0.0826	0.62	8493	71.9868%	Fecal		CFU/100 mL	200	-	3,032.0
5439000	1/4/1999	7.5	7.5	0.0826	0.62	8493	71.9868%	Fecal		CFU/100 mL	200	-	3,032.0
5439000	8/19/2000	7.5	7.5	0.0826	0.62	8493	71.9868%	Fecal		CFU/100 mL	200	-	3,032.0
5439000	9/13/2000	7.5	7.5	0.0826	0.62	8493	71.9868%	Fecal		CFU/100 mL	200	-	3,032.0
5439000	2/4/2021	7.5	7.5	0.0826	0.62	8493	71.9868%	Fecal		CFU/100 mL	200	-	3,032.0
5439000	1/5/2005	7.48	7.48	0.0826	0.62	8503	72.0715%	Fecal		CFU/100 mL	200	-	3,023.9
5439000	6/13/2005	7.48	7.48	0.0826	0.62	8503	72.0715%	Fecal		CFU/100 mL	200	-	3,023.9
5439000	8/24/2009	7.48	7.48	0.0826	0.62	8503	72.0715%	Fecal		CFU/100 mL	200	-	3,023.9
5439000	8/5/2011	7.48	7.48	0.0826	0.62	8503	72.0715%	Fecal		CFU/100 mL	200	-	3,023.9
5439000	8/4/2009	7.47	7.47	0.0826	0.62	8507	72.1054%	Fecal		CFU/100 mL	200	-	3,019.9
5439000	8/20/2019	7.47	7.47	0.0826	0.62	8507	72.1054%	Fecal		CFU/100 mL	200	-	3,019.9
5439000	11/24/2007	7.46	7.46	0.0826	0.62	8509	72.1224%	Fecal		CFU/100 mL	200	-	3,015.8
5439000	1/19/2022	7.46	7.46	0.0826	0.62	8509	72.1224%	Fecal		CFU/100 mL	200	-	3,015.8

Gage ID	Date	Discharge (CFS)	Gage Discharge (less Surrogate NPDES) (CFS)	Watershed Area Ratio	Calculated flow (CFS)	Rank	Flow Exceedance %	Parameter	Results	Units (mg or micro_gram	Limit/Standard	Actual Load (million colonies/day)	Allowable Load (million colonies/day)
5439000	12/1/2007	7.45	7.45	0.0826	0.62	8511	72.1393%	Fecal		CFU/100 mL	200	-	3,011.8
5439000	2/10/2022	7.45	7.45	0.0826	0.62	8511	72.1393%	Fecal		CFU/100 mL	200	-	3,011.8
5439000	8/12/2005	7.44	7.44	0.0826	0.61	8513	72.1563%	Fecal		CFU/100 mL	200	-	3,007.7
5439000	7/27/2018	7.44	7.44	0.0826	0.61	8513	72.1563%	Fecal		CFU/100 mL	200	-	3,007.7
5439000	6/13/1994	7.43	7.43	0.0826	0.61	8515	72.1732%	Fecal		CFU/100 mL	200	-	3,003.7
5439000	8/13/2015	7.43	7.43	0.0826	0.61	8515	72.1732%	Fecal		CFU/100 mL	200	-	3,003.7
5439000	11/14/2015	7.43	7.43	0.0826	0.61	8515	72.1732%	Fecal		CFU/100 mL	200	-	3,003.7
5439000	8/23/2010	7.42	7.42	0.0826	0.61	8518	72.1987%	Fecal		CFU/100 mL	200	-	2,999.6
5439000	8/12/2011	7.42	7.42	0.0826	0.61	8518	72.1987%	Fecal		CFU/100 mL	200	-	2,999.6
5439000	3/21/2003	7.41	7.41	0.0826	0.61	8520	72.2156%	Fecal		CFU/100 mL	200	-	2,995.6
5439000	11/12/2014	7.41	7.41	0.0826	0.61	8520	72.2156%	Fecal		CFU/100 mL	200	-	2,995.6
5439000	7/23/1991	7.4	7.4	0.0826	0.61	8522	72.2326%	Fecal		CFU/100 mL	200	-	2,991.6
5439000	8/12/1991	7.4	7.4	0.0826	0.61	8522	72.2326%	Fecal		CFU/100 mL	200	-	2,991.6
5439000	10/8/1991	7.4	7.4	0.0826	0.61	8522	72.2326%	Fecal		CFU/100 mL	200	-	2,991.6
5439000	7/18/1999	7.4	7.4	0.0826	0.61	8522	72.2326%	Fecal		CFU/100 mL	200	-	2,991.6
5439000	10/11/1999	7.4	7.4	0.0826	0.61	8522	72.2326%	Fecal		CFU/100 mL	200	-	2,991.6
5439000	10/16/1999	7.4	7.4	0.0826	0.61	8522	72.2326%	Fecal		CFU/100 mL	200	-	2,991.6
5439000	12/10/1999	7.4	7.4	0.0826	0.61	8522	72.2326%	Fecal		CFU/100 mL	200	-	2,991.6
5439000	7/11/2001	7.4	7.4	0.0826	0.61	8522	72.2326%	Fecal		CFU/100 mL	200	-	2,991.6
5439000	11/25/2007	7.38	7.38	0.0826	0.61	8530	72.3004%	Fecal		CFU/100 mL	200	-	2,983.5
5439000	11/26/2007	7.38	7.38	0.0826	0.61	8530	72.3004%	Fecal		CFU/100 mL	200	-	2,983.5
5439000	9/8/2014	7.37	7.37	0.0826	0.61	8532	72.3173%	Fecal		CFU/100 mL	200	-	2,979.4
5439000	1/10/2015	7.37	7.37	0.0826	0.61	8532	72.3173%	Fecal		CFU/100 mL	200	-	2,979.4
5439000	6/9/1994	7.36	7.36	0.0826	0.61	8534	72.3343%	Fecal		CFU/100 mL	200	-	2,975.4
5439000	8/9/2015	7.35	7.35	0.0826	0.61	8535	72.3428%	Fecal		CFU/100 mL	200	-	2,971.3
5439000	3/29/2006	7.33	7.33	0.0826	0.61	8536	72.3512%	Fecal		CFU/100 mL	200	-	2,963.3
5439000	8/2/2008	7.33	7.33	0.0826	0.61	8536	72.3512%	Fecal		CFU/100 mL	200	-	2,963.3
5439000	9/5/2018	7.33	7.33	0.0826	0.61	8536	72.3512%	Fecal		CFU/100 mL	200	-	2,963.3
5439000	4/9/2003	7.32	7.32	0.0826	0.60	8539	72.3767%	Fecal		CFU/100 mL	200	-	2,959.2
5439000	1/6/2005	7.32	7.32	0.0826	0.60	8539	72.3767%	Fecal		CFU/100 mL	200	-	2,959.2
5439000	11/17/2014	7.32	7.32	0.0826	0.60	8539	72.3767%	Fecal		CFU/100 mL	200	-	2,959.2
5439000	10/25/2007	7.31	7.31	0.0826	0.60	8542	72.4021%	Fecal		CFU/100 mL	200	-	2,955.2
5439000	7/9/1991	7.3	7.3	0.0826	0.60	8543	72.4106%	Fecal		CFU/100 mL	200	-	2,951.1
5439000	10/25/1994	7.3	7.3	0.0826	0.60	8543	72.4106%	Fecal		CFU/100 mL	200	-	2,951.1
5439000	2/24/1996	7.3	7.3	0.0826	0.60	8543	72.4106%	Fecal		CFU/100 mL	200	-	2,951.1
5439000	3/15/1996	7.3	7.3	0.0826	0.60	8543	72.4106%	Fecal		CFU/100 mL	200	-	2,951.1
5439000	4/6/1996	7.3	7.3	0.0826	0.60	8543	72.4106%	Fecal		CFU/100 mL	200	-	2,951.1
5439000	11/7/1996	7.3	7.3	0.0826	0.60	8543	72.4106%	Fecal		CFU/100 mL	200	-	2,951.1
5439000	8/9/1998	7.3	7.3	0.0826	0.60	8543	72.4106%	Fecal		CFU/100 mL	200	-	2,951.1
5439000	8/15/2000	7.3	7.3	0.0826	0.60	8543	72.4106%	Fecal		CFU/100 mL	200	-	2,951.1
5439000	10/25/2011	7.3	7.3	0.0826	0.60	8543	72.4106%	Fecal		CFU/100 mL	200	-	2,951.1
5439000	5/31/1994	7.29	7.29	0.0826	0.60	8552	72.4869%	Fecal		CFU/100 mL	200	-	2,947.1
5439000	7/1/2003	7.29	7.29	0.0826	0.60	8552	72.4869%	Fecal		CFU/100 mL	200	-	2,947.1
5439000	10/27/2010	7.28	7.28	0.0826	0.60	8554	72.5038%	Fecal		CFU/100 mL	200	-	2,943.1
5439000	10/20/2001	7.26	7.26	0.0826	0.60	8555	72.5123%	Fecal		CFU/100 mL	200	-	2,935.0
5439000	2/3/2007	7.26	7.26	0.0826	0.60	8555	72.5123%	Fecal		CFU/100 mL	200	-	2,935.0
5439000	2/4/2007	7.26	7.26	0.0826	0.60	8555	72.5123%	Fecal		CFU/100 mL	200	-	2,935.0
5439000	2/7/2007	7.26	7.26	0.0826	0.60	8555	72.5123%	Fecal		CFU/100 mL	200	-	2,935.0
5439000	2/13/2007	7.26	7.26	0.0826	0.60	8555	72.5123%	Fecal		CFU/100 mL	200	-	2,935.0
5439000	2/15/2007	7.26	7.26	0.0826	0.60	8555	72.5123%	Fecal		CFU/100 mL	200	-	2,935.0
5439000	12/9/2003	7.25	7.25	0.0826	0.60	8561	72.5631%	Fecal		CFU/100 mL	200	-	2,930.9
5439000	8/2/2003	7.24	7.24	0.0826	0.60	8562	72.5716%	Fecal		CFU/100 mL	200	-	2,926.9
5439000	11/27/2007	7.23	7.23	0.0826	0.60	8563	72.5801%	Fecal		CFU/100 mL	200	-	2,922.8
5439000	11/9/2013	7.22	7.22	0.0826	0.60	8564	72.5886%	Fecal		CFU/100 mL	200	-	2,918.8
5439000	1/5/2018	7.21	7.21	0.0826	0.60	8565	72.5971%	Fecal		CFU/100 mL	200	-	2,914.8
5439000	10/3/2000	7.2	7.2	0.0826	0.59	8566	72.6055%	Fecal		CFU/100 mL	200	-	2,910.7
5439000	1/22/2021	7.2	7.2	0.0826	0.59	8566	72.6055%	Fecal		CFU/100 mL	200	-	2,910.7
5439000	9/1/2015	7.19	7.19	0.0826	0.59	8568	72.6225%	Fecal		CFU/100 mL	200	-	2,906.7
5439000	8/31/2018	7.19	7.19	0.0826	0.59	8568	72.6225%	Fecal		CFU/100 mL	200	-	2,906.7
5439000	2/4/2022	7.19	7.19	0.0826	0.59	8568	72.6225%	Fecal		CFU/100 mL	200	-	2,906.7
5439000	6/14/2005	7.18	7.18	0.0826	0.59	8571	72.6479%	Fecal		CFU/100 mL	200	-	2,902.6
5439000	10/31/2006	7.17	7.17	0.0826	0.59	8572	72.6564%	Fecal		CFU/100 mL	200	-	2,898.6
5439000	9/22/2006	7.16	7.16	0.0826	0.59	8573	72.6649%	Fecal		CFU/100 mL	200	-	2,894.5
5439000	8/4/1994	7.13	7.13	0.0826	0.59	8574	72.6733%	Fecal		CFU/100 mL	200	-	2,882.4
5439000	10/21/2011	7.13	7.13	0.0826	0.59	8574	72.6733%	Fecal		CFU/100 mL	200	-	2,882.4
5439000	9/12/2006	7.11	7.11	0.0826	0.59	8576	72.6903%	Fecal		CFU/100 mL	200	-	2,874.3
5439000	11/8/2014	7.11	7.11	0.0826	0.59	8576	72.6903%	Fecal		CFU/100 mL	200	-	2,874.3
5439000	8/11/1991	7.1	7.1	0.0826	0.59	8578	72.7072%	Fecal		CFU/100 mL	200	-	2,870.3
5439000	8/13/1991	7.1	7.1	0.0826	0.59	8578	72.7072%	Fecal		CFU/100 mL	200	-	2,870.3
5439000	6/26/1992	7.1	7.1	0.0826	0.59	8578	72.7072%	Fecal		CFU/100 mL	200	-	2,870.3
5439000	8/7/1992	7.1	7.1	0.0826	0.59	8578	72.7072%	Fecal		CFU/100 mL	200	-	2,870.3
5439000	4/7/1996	7.1	7.1	0.0826	0.59	8578	72.7072%	Fecal		CFU/100 mL	200	-	2,870.3
5439000	4/8/1996	7.1	7.1	0.0826	0.59	8578	72.7072%	Fecal		CFU/100 mL	200	-	2,870.3
5439000	9/14/1996	7.1	7.1	0.0826	0.59	8578	72.7072%	Fecal		CFU/100 mL	200	-	2,870.3
5439000	12/4/1996	7.1	7.1	0.0826	0.59	8578	72.7072%	Fecal		CFU/100 mL	200	-	2,870.3
5439000	10/1/2000	7.1	7.1	0.0826	0.59	8578	72.7072%	Fecal		CFU/100 mL	200	-	2,870.3
5439000	7/28/2013	7.1	7.1	0.0826	0.59	8578	72.7072%	Fecal		CFU/100 mL	200	-	2,870.3
5439000	1/11/2015	7.1	7.1	0.0826	0.59	8578	72.7072%	Fecal		CFU/100 mL	200	-	2,870.3
5439000	9/8/2016	7.1	7.1	0.0826	0.59	8578	72.7072%	Fecal		CFU/100 mL	200	-	2,870.3
5439000	10/21/2012	7.09	7.09	0.0826	0.59	8590	72.8090%	Fecal		CFU/100 mL	200	-	2,866.2
5439000	11/17/2020	7.09	7.09	0.0826	0.59	8590	72.8090%	Fecal		CFU/100 mL	200	-	2,866.2
5439000	11/2/2014	7.08	7.08	0.0826	0.58	8592	72.8259%	Fecal		CFU/100 mL	200	-	2,862.2
5439000	11/22/2014	7.08	7.08	0.0826	0.58	8592	72.8259%	Fecal		CFU/100 mL	200	-	2,862.2
5439000	8/10/2021	7.08	7.08	0.0826	0.58	8592	72.8259%	Fecal		CFU/100 mL	200	-	2,862.2
5439000	9/23/2015	7.06	7.06	0.0826	0.58	8595	72.8513%	Fecal		CFU/100 mL	200	-	2,854.1
5439000	1/13/2021	7.06	7.06	0.0826	0.58	8595	72.8513%	Fecal		CFU/100 mL	200	-	2,854.1
5439000	1/11/2022	7.06	7.06	0.0826	0.58	8595	72.8513%	Fecal		CFU/100 mL	200	-	2,854.1
5439000	11/30/2007	7.05	7.05	0.0826	0.58	8598	72.8768%	Fecal		CFU/100 mL	200	-	2,850.1
5439000	8/21/2017	7.05	7.05	0.0826	0.58	8598	72.8768%	Fecal		CFU/100 mL	200	-	2,850.1
5439000	7/4/2003	7.03	7.03	0.0826	0.58	8600	72.8937%	Fecal		CFU/100 mL	200	-	2,842.0
5439000	8/20/1995	7	7	0.0826	0.58	8601	72.9022%	Fecal		CFU/100 mL	200	-	2,829.9
5439000	4/9/1996	7	7	0.0826	0.58	8601	72.9022%	Fecal		CFU/100 mL	200	-	2,829.9
5439000	11/1/1996	7	7	0.0826	0.58	8601	72.9022%	Fecal		CFU/100 mL	200	-	2,829.9
5439000	7/28/1999	7	7	0.0826	0.58	8601	72.9022%	Fecal		CFU/100 mL	200	-	2,829.9
5439000	12/5/2007	7	7	0.0826	0.58	8601	72.9022%	Fecal		CFU/100 mL	200	-	2,829.9
5439000	1/12/2015	7	7	0.0826	0.58	8601	72.9022%	Fecal		CFU/100 mL	200	-	2,829.9
5439000	9/7/2018	7	7	0.0826	0.58	8601	72.9022%	Fecal		CFU/100 mL	200	-	2,829.9
5439000	9/5/2010	6.99	6.99	0.0826	0.58	8608	72.9615%	Fecal		CFU/100 mL	200	-	2,825.8
5439000	10/28/2007	6.98	6.98	0.0826	0.58	8609	72.9700%	Fecal		CFU/100 mL	200	-	2,821.8
5439000	9/15/2014	6.98	6.98	0.0826	0.58	8609	72.9700%	Fecal		CFU/100 mL	200	-	2,821.8
5439000	8/1/2019	6.98	6.98	0.0826	0.58	8609	72.9700%	Fecal		CFU/100 mL	200	-	2,821.8
5439000	2/25/2014	6.97	6.97	0.0826	0.58	8612	72.9954%	Fecal		CFU/100 mL	200	-	2,817.7
5439000	1/8/2022	6.96	6.96	0.0826	0.57	8613	73.0039%	Fecal		CFU/100 mL	200	-	2,813.7
5439000	10/8/2009	6.95	6.95	0.0826	0.57	8614	73.0124%	Fecal		CFU/100 mL	200	-	2,809.6
5439000	7/13/2006	6.94	6.94	0.0826	0.57	8615	73.0209%	Fecal		CFU/100 mL	200	-	2,805.6
5439000	10/12/2011	6.93	6.93	0.0826	0.57	8616	73.0293%	Fecal		CFU/100 mL	200	-	2,801.6
5439000	6/25/2012	6.91	6.91	0.0826	0.57	8617	73.0378%	Fecal		CFU/100 mL	200	-	2,793.5
5439000	1/18/2022	6.91	6.91	0.0826	0.57	8617	73.0378%	Fecal		CFU/100 mL	200	-	2,793.5
5439000	2/5/2022	6.91	6.91	0.0826	0.57	8617	73.0378%	Fecal		CFU/100 mL	200	-	2,793.5
5439000	10/27/1994	6.9	6.9	0.0826	0.57	8620	73.0632%	Fecal		CFU/100 mL	200	-	2,789.4
5439000	10/31/1995	6.9	6.9	0.0826	0.57	8620	73.0632%	Fecal		CFU/100 mL	200	-	2,789.4
5439000	12/3/1996	6.9	6.9	0.0826	0.57	8620	73.0632%	Fecal		CFU/100 mL	200	-	2,789.4
5439000	7/29/1998	6.9	6.9	0.0826	0.57	8620	73.0632%	Fecal		CFU/100 mL	200	-	2,789.4
5439000	12/16/1999	6.9	6.9	0.0826	0.57	8620	73.0632%	Fecal		CFU/100 mL	200	-	2,789.4
5439000	8/6/2002	6.9	6.9	0.0826	0.57	8620	73.0632%	Fecal		CFU/100 mL	200	-	2,789.4

Gage ID	Date	Discharge (CFS)	Gage Discharge (less Surrogate NPDES) (CFS)	Watershed Area Ratio	Calculated flow (CFS)	Rank	Flow Exceedance %	Parameter	Results	Units (mg or micro_gram	Limit/Standard	Actual Load (million colonies/day)	Allowable Load (million colonies/day)
5439000	8/26/2002	6.89	6.89	0.0826	0.57	8626	73.1141%	Fecal		CFU/100 mL	200	-	2,785.4
5439000	4/10/2003	6.89	6.89	0.0826	0.57	8626	73.1141%	Fecal		CFU/100 mL	200	-	2,785.4
5439000	1/13/2015	6.88	6.88	0.0826	0.57	8628	73.1310%	Fecal		CFU/100 mL	200	-	2,781.3
5439000	1/14/2015	6.88	6.88	0.0826	0.57	8628	73.1310%	Fecal		CFU/100 mL	200	-	2,781.3
5439000	1/15/2015	6.88	6.88	0.0826	0.57	8628	73.1310%	Fecal		CFU/100 mL	200	-	2,781.3
5439000	7/26/1994	6.87	6.87	0.0826	0.57	8631	73.1565%	Fecal		CFU/100 mL	200	-	2,777.3
5439000	7/3/2003	6.87	6.87	0.0826	0.57	8631	73.1565%	Fecal		CFU/100 mL	200	-	2,777.3
5439000	1/16/2014	6.87	6.87	0.0826	0.57	8631	73.1565%	Fecal		CFU/100 mL	200	-	2,777.3
5439000	9/11/2019	6.87	6.87	0.0826	0.57	8631	73.1565%	Fecal		CFU/100 mL	200	-	2,777.3
5439000	7/30/2020	6.87	6.87	0.0826	0.57	8631	73.1565%	Fecal		CFU/100 mL	200	-	2,777.3
5439000	8/21/2015	6.85	6.85	0.0826	0.57	8636	73.1988%	Fecal		CFU/100 mL	200	-	2,769.2
5439000	1/19/2021	6.85	6.85	0.0826	0.57	8636	73.1988%	Fecal		CFU/100 mL	200	-	2,769.2
5439000	8/14/2019	6.84	6.84	0.0826	0.57	8638	73.2158%	Fecal		CFU/100 mL	200	-	2,765.2
5439000	6/1/1994	6.81	6.81	0.0826	0.56	8639	73.2243%	Fecal		CFU/100 mL	200	-	2,753.0
5439000	10/3/1990	6.8	6.8	0.0826	0.56	8640	73.2328%	Fecal		CFU/100 mL	200	-	2,749.0
5439000	11/17/1996	6.8	6.8	0.0826	0.56	8640	73.2328%	Fecal		CFU/100 mL	200	-	2,749.0
5439000	7/2/2003	6.8	6.8	0.0826	0.56	8640	73.2328%	Fecal		CFU/100 mL	200	-	2,749.0
5439000	1/21/2021	6.8	6.8	0.0826	0.56	8640	73.2328%	Fecal		CFU/100 mL	200	-	2,749.0
5439000	2/6/2021	6.8	6.8	0.0826	0.56	8640	73.2328%	Fecal		CFU/100 mL	200	-	2,749.0
5439000	7/14/2006	6.79	6.79	0.0826	0.56	8645	73.2751%	Fecal		CFU/100 mL	200	-	2,745.0
5439000	8/15/2011	6.79	6.79	0.0826	0.56	8645	73.2751%	Fecal		CFU/100 mL	200	-	2,745.0
5439000	10/18/2011	6.79	6.79	0.0826	0.56	8645	73.2751%	Fecal		CFU/100 mL	200	-	2,745.0
5439000	7/4/2005	6.78	6.78	0.0826	0.56	8648	73.3006%	Fecal		CFU/100 mL	200	-	2,740.9
5439000	6/7/1994	6.77	6.77	0.0826	0.56	8649	73.3090%	Fecal		CFU/100 mL	200	-	2,736.9
5439000	7/19/2016	6.76	6.76	0.0826	0.56	8650	73.3175%	Fecal		CFU/100 mL	200	-	2,732.8
5439000	2/15/2021	6.76	6.76	0.0826	0.56	8650	73.3175%	Fecal		CFU/100 mL	200	-	2,732.8
5439000	10/2/2002	6.75	6.75	0.0826	0.56	8652	73.3345%	Fecal		CFU/100 mL	200	-	2,728.8
5439000	1/27/2013	6.75	6.75	0.0826	0.56	8652	73.3345%	Fecal		CFU/100 mL	200	-	2,728.8
5439000	7/30/2013	6.75	6.75	0.0826	0.56	8652	73.3345%	Fecal		CFU/100 mL	200	-	2,728.8
5439000	9/12/2009	6.74	6.74	0.0826	0.56	8655	73.3599%	Fecal		CFU/100 mL	200	-	2,724.7
5439000	10/24/2015	6.73	6.73	0.0826	0.56	8656	73.3684%	Fecal		CFU/100 mL	200	-	2,720.7
5439000	11/10/2014	6.72	6.72	0.0826	0.56	8657	73.3768%	Fecal		CFU/100 mL	200	-	2,716.7
5439000	7/9/1992	6.7	6.7	0.0826	0.55	8658	73.3853%	Fecal		CFU/100 mL	200	-	2,708.6
5439000	8/29/1998	6.7	6.7	0.0826	0.55	8658	73.3853%	Fecal		CFU/100 mL	200	-	2,708.6
5439000	10/12/1999	6.7	6.7	0.0826	0.55	8658	73.3853%	Fecal		CFU/100 mL	200	-	2,708.6
5439000	9/29/2000	6.7	6.7	0.0826	0.55	8658	73.3853%	Fecal		CFU/100 mL	200	-	2,708.6
5439000	7/18/2012	6.7	6.7	0.0826	0.55	8658	73.3853%	Fecal		CFU/100 mL	200	-	2,708.6
5439000	11/6/2007	6.69	6.69	0.0826	0.55	8663	73.4277%	Fecal		CFU/100 mL	200	-	2,704.5
5439000	1/7/2021	6.68	6.68	0.0826	0.55	8664	73.4362%	Fecal		CFU/100 mL	200	-	2,700.5
5439000	9/27/1994	6.67	6.67	0.0826	0.55	8665	73.4447%	Fecal		CFU/100 mL	200	-	2,696.4
5439000	11/11/2007	6.67	6.67	0.0826	0.55	8665	73.4447%	Fecal		CFU/100 mL	200	-	2,696.4
5439000	6/15/2005	6.65	6.65	0.0826	0.55	8667	73.4616%	Fecal		CFU/100 mL	200	-	2,688.4
5439000	10/24/2010	6.65	6.65	0.0826	0.55	8667	73.4616%	Fecal		CFU/100 mL	200	-	2,688.4
5439000	7/31/2012	6.65	6.65	0.0826	0.55	8667	73.4616%	Fecal		CFU/100 mL	200	-	2,688.4
5439000	10/31/2007	6.64	6.64	0.0826	0.55	8670	73.4870%	Fecal		CFU/100 mL	200	-	2,684.3
5439000	11/15/2007	6.64	6.64	0.0826	0.55	8670	73.4870%	Fecal		CFU/100 mL	200	-	2,684.3
5439000	1/16/2015	6.64	6.64	0.0826	0.55	8670	73.4870%	Fecal		CFU/100 mL	200	-	2,684.3
5439000	2/6/2022	6.64	6.64	0.0826	0.55	8670	73.4870%	Fecal		CFU/100 mL	200	-	2,684.3
5439000	6/2/1994	6.63	6.63	0.0826	0.55	8674	73.5209%	Fecal		CFU/100 mL	200	-	2,680.3
5439000	6/12/1994	6.63	6.63	0.0826	0.55	8674	73.5209%	Fecal		CFU/100 mL	200	-	2,680.3
5439000	11/2/2013	6.63	6.63	0.0826	0.55	8674	73.5209%	Fecal		CFU/100 mL	200	-	2,680.3
5439000	8/5/2012	6.62	6.62	0.0826	0.55	8677	73.5464%	Fecal		CFU/100 mL	200	-	2,676.2
5439000	1/28/2021	6.62	6.62	0.0826	0.55	8677	73.5464%	Fecal		CFU/100 mL	200	-	2,676.2
5439000	11/9/2007	6.61	6.61	0.0826	0.55	8679	73.5633%	Fecal		CFU/100 mL	200	-	2,672.2
5439000	11/12/2012	6.61	6.61	0.0826	0.55	8679	73.5633%	Fecal		CFU/100 mL	200	-	2,672.2
5439000	3/7/2013	6.61	6.61	0.0826	0.55	8679	73.5633%	Fecal		CFU/100 mL	200	-	2,672.2
5439000	9/13/1990	6.6	6.6	0.0826	0.55	8682	73.5887%	Fecal		CFU/100 mL	200	-	2,668.2
5439000	6/22/1992	6.6	6.6	0.0826	0.55	8682	73.5887%	Fecal		CFU/100 mL	200	-	2,668.2
5439000	2/25/1996	6.6	6.6	0.0826	0.55	8682	73.5887%	Fecal		CFU/100 mL	200	-	2,668.2
5439000	3/22/1996	6.6	6.6	0.0826	0.55	8682	73.5887%	Fecal		CFU/100 mL	200	-	2,668.2
5439000	4/10/1996	6.6	6.6	0.0826	0.55	8682	73.5887%	Fecal		CFU/100 mL	200	-	2,668.2
5439000	7/13/1997	6.6	6.6	0.0826	0.55	8682	73.5887%	Fecal		CFU/100 mL	200	-	2,668.2
5439000	7/14/1997	6.6	6.6	0.0826	0.55	8682	73.5887%	Fecal		CFU/100 mL	200	-	2,668.2
5439000	7/15/1997	6.6	6.6	0.0826	0.55	8682	73.5887%	Fecal		CFU/100 mL	200	-	2,668.2
5439000	8/26/1998	6.6	6.6	0.0826	0.55	8682	73.5887%	Fecal		CFU/100 mL	200	-	2,668.2
5439000	1/5/1999	6.6	6.6	0.0826	0.55	8682	73.5887%	Fecal		CFU/100 mL	200	-	2,668.2
5439000	12/12/1999	6.6	6.6	0.0826	0.55	8682	73.5887%	Fecal		CFU/100 mL	200	-	2,668.2
5439000	8/2/2001	6.6	6.6	0.0826	0.55	8682	73.5887%	Fecal		CFU/100 mL	200	-	2,668.2
5439000	12/19/2004	6.6	6.6	0.0826	0.55	8682	73.5887%	Fecal		CFU/100 mL	200	-	2,668.2
5439000	8/22/2017	6.59	6.59	0.0826	0.54	8695	73.6989%	Fecal		CFU/100 mL	200	-	2,664.1
5439000	8/5/2009	6.58	6.58	0.0826	0.54	8696	73.7074%	Fecal		CFU/100 mL	200	-	2,660.1
5439000	7/24/2012	6.58	6.58	0.0826	0.54	8696	73.7074%	Fecal		CFU/100 mL	200	-	2,660.1
5439000	11/28/2007	6.57	6.57	0.0826	0.54	8698	73.7244%	Fecal		CFU/100 mL	200	-	2,656.0
5439000	4/16/2003	6.56	6.56	0.0826	0.54	8699	73.7328%	Fecal		CFU/100 mL	200	-	2,652.0
5439000	8/16/2015	6.56	6.56	0.0826	0.54	8699	73.7328%	Fecal		CFU/100 mL	200	-	2,652.0
5439000	10/8/2011	6.55	6.55	0.0826	0.54	8701	73.7498%	Fecal		CFU/100 mL	200	-	2,647.9
5439000	11/20/2007	6.54	6.54	0.0826	0.54	8702	73.7583%	Fecal		CFU/100 mL	200	-	2,643.9
5439000	8/24/2010	6.54	6.54	0.0826	0.54	8702	73.7583%	Fecal		CFU/100 mL	200	-	2,643.9
5439000	10/19/2011	6.54	6.54	0.0826	0.54	8702	73.7583%	Fecal		CFU/100 mL	200	-	2,643.9
5439000	9/23/1994	6.53	6.53	0.0826	0.54	8705	73.7837%	Fecal		CFU/100 mL	200	-	2,639.9
5439000	3/26/2006	6.53	6.53	0.0826	0.54	8705	73.7837%	Fecal		CFU/100 mL	200	-	2,639.9
5439000	11/1/2007	6.52	6.52	0.0826	0.54	8707	73.8006%	Fecal		CFU/100 mL	200	-	2,635.8
5439000	10/28/2020	6.52	6.52	0.0826	0.54	8707	73.8006%	Fecal		CFU/100 mL	200	-	2,635.8
5439000	9/9/2008	6.51	6.51	0.0826	0.54	8709	73.8176%	Fecal		CFU/100 mL	200	-	2,631.8
5439000	3/4/2013	6.51	6.51	0.0826	0.54	8709	73.8176%	Fecal		CFU/100 mL	200	-	2,631.8
5439000	2/3/2021	6.51	6.51	0.0826	0.54	8709	73.8176%	Fecal		CFU/100 mL	200	-	2,631.8
5439000	10/20/1995	6.5	6.5	0.0826	0.54	8712	73.8430%	Fecal		CFU/100 mL	200	-	2,627.7
5439000	2/17/1996	6.5	6.5	0.0826	0.54	8712	73.8430%	Fecal		CFU/100 mL	200	-	2,627.7
5439000	7/20/1999	6.5	6.5	0.0826	0.54	8712	73.8430%	Fecal		CFU/100 mL	200	-	2,627.7
5439000	12/11/1999	6.5	6.5	0.0826	0.54	8712	73.8430%	Fecal		CFU/100 mL	200	-	2,627.7
5439000	12/12/2010	6.5	6.5	0.0826	0.54	8712	73.8430%	Fecal		CFU/100 mL	200	-	2,627.7
5439000	9/11/2016	6.5	6.5	0.0826	0.54	8712	73.8430%	Fecal		CFU/100 mL	200	-	2,627.7
5439000	3/28/2003	6.49	6.49	0.0826	0.54	8718	73.8939%	Fecal		CFU/100 mL	200	-	2,623.7
5439000	11/12/2020	6.49	6.49	0.0826	0.54	8718	73.8939%	Fecal		CFU/100 mL	200	-	2,623.7
5439000	6/3/1994	6.48	6.48	0.0826	0.54	8720	73.9108%	Fecal		CFU/100 mL	200	-	2,619.6
5439000	6/5/1994	6.48	6.48	0.0826	0.54	8720	73.9108%	Fecal		CFU/100 mL	200	-	2,619.6
5439000	9/1/2019	6.48	6.48	0.0826	0.54	8720	73.9108%	Fecal		CFU/100 mL	200	-	2,619.6
5439000	3/6/2013	6.47	6.47	0.0826	0.53	8723	73.9363%	Fecal		CFU/100 mL	200	-	2,615.6
5439000	12/27/2010	6.46	6.46	0.0826	0.53	8724	73.9447%	Fecal		CFU/100 mL	200	-	2,611.6
5439000	2/14/2021	6.46	6.46	0.0826	0.53	8724	73.9447%	Fecal		CFU/100 mL	200	-	2,611.6
5439000	6/4/1994	6.45	6.45	0.0826	0.53	8726	73.9617%	Fecal		CFU/100 mL	200	-	2,607.5
5439000	11/5/2007	6.45	6.45	0.0826	0.53	8726	73.9617%	Fecal		CFU/100 mL	200	-	2,607.5
5439000	2/7/2021	6.45	6.45	0.0826	0.53	8726	73.9617%	Fecal		CFU/100 mL	200	-	2,607.5
5439000	12/24/2003	6.44	6.44	0.0826	0.53	8729	73.9871%	Fecal		CFU/100 mL	200	-	2,603.5
5439000	10/7/2016	6.44	6.44	0.0826	0.53	8729	73.9871%	Fecal		CFU/100 mL	200	-	2,603.5
5439000	1/9/2021	6.44	6.44	0.0826	0.53	8729	73.9871%	Fecal		CFU/100 mL	200	-	2,603.5
5439000	2/13/2021	6.44	6.44	0.0826	0.53	8729	73.9871%	Fecal		CFU/100 mL	200	-	2,603.5
5439000	2/12/2021	6.43	6.43	0.0826	0.53	8733	74.0210%	Fecal		CFU/100 mL	200	-	2,599.4
5439000	8/3/2021	6.43	6.43	0.0826	0.53	8733	74.0210%	Fecal		CFU/100 mL	200	-	2,599.4
5439000	1/17/2022	6.42	6.42	0.0826	0.53	8735	74.0380%	Fecal		CFU/100 mL	200	-	2,595.4
5439000	1/17/2015	6.41	6.41	0.0826	0.53	8736	74.0464%	Fecal		CFU/100 mL	200	-	2,591.3
5439000	9/26/2016	6.41	6.41	0.0826	0.53	8736	74.0464%	Fecal		CFU/100 mL	200	-	2,591.3
5439000	2/10/2021	6.41	6.41	0.0826	0.53	8736	74.0464%	Fecal		CFU/100 mL	200	-	2,591.3
5439000	11/2/2021	6.41	6.41	0.0826	0.53	8736	74.0464%	Fecal		CFU/100 mL	200	-	2,591.3
5439000	2/9/2022	6.41	6.41	0.0826	0.53	8736	74.0464%	Fecal		CFU/100 mL	200	-	2,591.3

Gage ID	Date	Discharge (CFS)	Gage Discharge (less Surrogate NPDES) (CFS)	Watershed Area Ratio	Calculated flow (CFS)	Rank	Flow Exceedance %	Parameter	Results	Units (mg or micro_gram	Limit/Standard	Actual Load (million colonies/day)	Allowable Load (million colonies/day)
5439000	9/15/1990	6.4	6.4	0.0826	0.53	8741	74.0888%	Fecal		CFU/100 mL	200	-	2,587.3
5439000	9/15/1996	6.4	6.4	0.0826	0.53	8741	74.0888%	Fecal		CFU/100 mL	200	-	2,587.3
5439000	12/6/2007	6.4	6.4	0.0826	0.53	8741	74.0888%	Fecal		CFU/100 mL	200	-	2,587.3
5439000	2/9/2021	6.4	6.4	0.0826	0.53	8741	74.0888%	Fecal		CFU/100 mL	200	-	2,587.3
5439000	2/11/2021	6.4	6.4	0.0826	0.53	8741	74.0888%	Fecal		CFU/100 mL	200	-	2,587.3
5439000	9/15/2020	6.39	6.39	0.0826	0.53	8746	74.1312%	Fecal		CFU/100 mL	200	-	2,583.3
5439000	2/8/2021	6.39	6.39	0.0826	0.53	8746	74.1312%	Fecal		CFU/100 mL	200	-	2,583.3
5439000	9/28/1994	6.38	6.38	0.0826	0.53	8748	74.1482%	Fecal		CFU/100 mL	200	-	2,579.2
5439000	6/6/1994	6.37	6.37	0.0826	0.53	8749	74.1566%	Fecal		CFU/100 mL	200	-	2,575.2
5439000	11/2/2011	6.37	6.37	0.0826	0.53	8749	74.1566%	Fecal		CFU/100 mL	200	-	2,575.2
5439000	11/15/2006	6.36	6.36	0.0826	0.53	8751	74.1736%	Fecal		CFU/100 mL	200	-	2,571.1
5439000	8/28/2019	6.36	6.36	0.0826	0.53	8751	74.1736%	Fecal		CFU/100 mL	200	-	2,571.1
5439000	2/1/2006	6.35	6.35	0.0826	0.52	8753	74.1905%	Fecal		CFU/100 mL	200	-	2,567.1
5439000	1/8/2021	6.35	6.35	0.0826	0.52	8753	74.1905%	Fecal		CFU/100 mL	200	-	2,567.1
5439000	4/6/2003	6.34	6.34	0.0826	0.52	8755	74.2075%	Fecal		CFU/100 mL	200	-	2,563.0
5439000	9/13/2006	6.34	6.34	0.0826	0.52	8755	74.2075%	Fecal		CFU/100 mL	200	-	2,563.0
5439000	7/28/2018	6.34	6.34	0.0826	0.52	8755	74.2075%	Fecal		CFU/100 mL	200	-	2,563.0
5439000	1/12/2022	6.34	6.34	0.0826	0.52	8755	74.2075%	Fecal		CFU/100 mL	200	-	2,563.0
5439000	7/14/2002	6.32	6.32	0.0826	0.52	8759	74.2414%	Fecal		CFU/100 mL	200	-	2,555.0
5439000	8/6/2016	6.32	6.32	0.0826	0.52	8759	74.2414%	Fecal		CFU/100 mL	200	-	2,555.0
5439000	11/23/2010	6.31	6.31	0.0826	0.52	8761	74.2583%	Fecal		CFU/100 mL	200	-	2,550.9
5439000	8/29/2017	6.31	6.31	0.0826	0.52	8761	74.2583%	Fecal		CFU/100 mL	200	-	2,550.9
5439000	2/7/2022	6.31	6.31	0.0826	0.52	8761	74.2583%	Fecal		CFU/100 mL	200	-	2,550.9
5439000	1/1/1990	6.3	6.3	0.0826	0.52	8764	74.2838%	Fecal		CFU/100 mL	200	-	2,546.9
5439000	9/23/1990	6.3	6.3	0.0826	0.52	8764	74.2838%	Fecal		CFU/100 mL	200	-	2,546.9
5439000	10/25/1991	6.3	6.3	0.0826	0.52	8764	74.2838%	Fecal		CFU/100 mL	200	-	2,546.9
5439000	6/27/1992	6.3	6.3	0.0826	0.52	8764	74.2838%	Fecal		CFU/100 mL	200	-	2,546.9
5439000	10/28/1994	6.3	6.3	0.0826	0.52	8764	74.2838%	Fecal		CFU/100 mL	200	-	2,546.9
5439000	8/3/1995	6.3	6.3	0.0826	0.52	8764	74.2838%	Fecal		CFU/100 mL	200	-	2,546.9
5439000	3/16/1996	6.3	6.3	0.0826	0.52	8764	74.2838%	Fecal		CFU/100 mL	200	-	2,546.9
5439000	9/30/1996	6.3	6.3	0.0826	0.52	8764	74.2838%	Fecal		CFU/100 mL	200	-	2,546.9
5439000	7/21/1997	6.3	6.3	0.0826	0.52	8764	74.2838%	Fecal		CFU/100 mL	200	-	2,546.9
5439000	10/13/1999	6.3	6.3	0.0826	0.52	8764	74.2838%	Fecal		CFU/100 mL	200	-	2,546.9
5439000	12/14/1999	6.3	6.3	0.0826	0.52	8764	74.2838%	Fecal		CFU/100 mL	200	-	2,546.9
5439000	9/16/2000	6.3	6.3	0.0826	0.52	8764	74.2838%	Fecal		CFU/100 mL	200	-	2,546.9
5439000	7/12/2001	6.3	6.3	0.0826	0.52	8764	74.2838%	Fecal		CFU/100 mL	200	-	2,546.9
5439000	1/8/2005	6.3	6.3	0.0826	0.52	8764	74.2838%	Fecal		CFU/100 mL	200	-	2,546.9
5439000	3/30/2006	6.3	6.3	0.0826	0.52	8764	74.2838%	Fecal		CFU/100 mL	200	-	2,546.9
5439000	1/18/2015	6.3	6.3	0.0826	0.52	8764	74.2838%	Fecal		CFU/100 mL	200	-	2,546.9
5439000	8/3/2016	6.3	6.3	0.0826	0.52	8764	74.2838%	Fecal		CFU/100 mL	200	-	2,546.9
5439000	11/18/2020	6.3	6.3	0.0826	0.52	8764	74.2838%	Fecal		CFU/100 mL	200	-	2,546.9
5439000	11/26/2021	6.3	6.3	0.0826	0.52	8764	74.2838%	Fecal		CFU/100 mL	200	-	2,546.9
5439000	11/12/2007	6.29	6.29	0.0826	0.52	8783	74.4448%	Fecal		CFU/100 mL	200	-	2,542.8
5439000	10/16/2016	6.29	6.29	0.0826	0.52	8783	74.4448%	Fecal		CFU/100 mL	200	-	2,542.8
5439000	2/8/2022	6.29	6.29	0.0826	0.52	8783	74.4448%	Fecal		CFU/100 mL	200	-	2,542.8
5439000	1/10/2005	6.28	6.28	0.0826	0.52	8786	74.4702%	Fecal		CFU/100 mL	200	-	2,538.8
5439000	8/8/2008	6.28	6.28	0.0826	0.52	8786	74.4702%	Fecal		CFU/100 mL	200	-	2,538.8
5439000	11/27/2021	6.28	6.28	0.0826	0.52	8786	74.4702%	Fecal		CFU/100 mL	200	-	2,538.8
5439000	10/26/2011	6.27	6.27	0.0826	0.52	8789	74.4957%	Fecal		CFU/100 mL	200	-	2,534.7
5439000	8/15/2014	6.27	6.27	0.0826	0.52	8789	74.4957%	Fecal		CFU/100 mL	200	-	2,534.7
5439000	7/18/2003	6.26	6.26	0.0826	0.52	8791	74.5126%	Fecal		CFU/100 mL	200	-	2,530.7
5439000	2/2/2009	6.26	6.26	0.0826	0.52	8791	74.5126%	Fecal		CFU/100 mL	200	-	2,530.7
5439000	6/29/2012	6.26	6.26	0.0826	0.52	8791	74.5126%	Fecal		CFU/100 mL	200	-	2,530.7
5439000	3/5/2013	6.25	6.25	0.0826	0.52	8794	74.5381%	Fecal		CFU/100 mL	200	-	2,526.7
5439000	10/30/2007	6.23	6.23	0.0826	0.51	8795	74.5465%	Fecal		CFU/100 mL	200	-	2,518.6
5439000	9/2/2018	6.23	6.23	0.0826	0.51	8795	74.5465%	Fecal		CFU/100 mL	200	-	2,518.6
5439000	1/19/2015	6.22	6.22	0.0826	0.51	8797	74.5635%	Fecal		CFU/100 mL	200	-	2,514.5
5439000	9/14/1990	6.2	6.2	0.0826	0.51	8798	74.5720%	Fecal		CFU/100 mL	200	-	2,506.4
5439000	9/16/1990	6.2	6.2	0.0826	0.51	8798	74.5720%	Fecal		CFU/100 mL	200	-	2,506.4
5439000	9/16/1991	6.2	6.2	0.0826	0.51	8798	74.5720%	Fecal		CFU/100 mL	200	-	2,506.4
5439000	1/30/1996	6.2	6.2	0.0826	0.51	8798	74.5720%	Fecal		CFU/100 mL	200	-	2,506.4
5439000	7/25/1997	6.2	6.2	0.0826	0.51	8798	74.5720%	Fecal		CFU/100 mL	200	-	2,506.4
5439000	11/2/2003	6.2	6.2	0.0826	0.51	8798	74.5720%	Fecal		CFU/100 mL	200	-	2,506.4
5439000	7/21/2006	6.19	6.19	0.0826	0.51	8804	74.6228%	Fecal		CFU/100 mL	200	-	2,502.4
5439000	12/1/2010	6.19	6.19	0.0826	0.51	8804	74.6228%	Fecal		CFU/100 mL	200	-	2,502.4
5439000	8/13/2021	6.19	6.19	0.0826	0.51	8804	74.6228%	Fecal		CFU/100 mL	200	-	2,502.4
5439000	11/22/2010	6.16	6.16	0.0826	0.51	8807	74.6482%	Fecal		CFU/100 mL	200	-	2,490.3
5439000	7/29/2013	6.16	6.16	0.0826	0.51	8807	74.6482%	Fecal		CFU/100 mL	200	-	2,490.3
5439000	8/27/2014	6.16	6.16	0.0826	0.51	8807	74.6482%	Fecal		CFU/100 mL	200	-	2,490.3
5439000	1/10/2021	6.16	6.16	0.0826	0.51	8807	74.6482%	Fecal		CFU/100 mL	200	-	2,490.3
5439000	1/7/2022	6.16	6.16	0.0826	0.51	8807	74.6482%	Fecal		CFU/100 mL	200	-	2,490.3
5439000	4/15/2003	6.15	6.15	0.0826	0.51	8812	74.6906%	Fecal		CFU/100 mL	200	-	2,486.2
5439000	6/26/2012	6.15	6.15	0.0826	0.51	8812	74.6906%	Fecal		CFU/100 mL	200	-	2,486.2
5439000	7/31/2020	6.15	6.15	0.0826	0.51	8812	74.6906%	Fecal		CFU/100 mL	200	-	2,486.2
5439000	11/13/2021	6.15	6.15	0.0826	0.51	8812	74.6906%	Fecal		CFU/100 mL	200	-	2,486.2
5439000	11/4/2007	6.14	6.14	0.0826	0.51	8816	74.7245%	Fecal		CFU/100 mL	200	-	2,482.2
5439000	11/20/2013	6.11	6.11	0.0826	0.50	8817	74.7330%	Fecal		CFU/100 mL	200	-	2,470.1
5439000	10/8/2016	6.11	6.11	0.0826	0.50	8817	74.7330%	Fecal		CFU/100 mL	200	-	2,470.1
5439000	1/23/2021	6.11	6.11	0.0826	0.50	8817	74.7330%	Fecal		CFU/100 mL	200	-	2,470.1
5439000	7/10/1991	6.1	6.1	0.0826	0.50	8820	74.7584%	Fecal		CFU/100 mL	200	-	2,466.0
5439000	11/14/1991	6.1	6.1	0.0826	0.50	8820	74.7584%	Fecal		CFU/100 mL	200	-	2,466.0
5439000	8/9/1992	6.1	6.1	0.0826	0.50	8820	74.7584%	Fecal		CFU/100 mL	200	-	2,466.0
5439000	10/28/1995	6.1	6.1	0.0826	0.50	8820	74.7584%	Fecal		CFU/100 mL	200	-	2,466.0
5439000	10/17/1996	6.1	6.1	0.0826	0.50	8820	74.7584%	Fecal		CFU/100 mL	200	-	2,466.0
5439000	10/23/1999	6.1	6.1	0.0826	0.50	8820	74.7584%	Fecal		CFU/100 mL	200	-	2,466.0
5439000	9/26/2001	6.1	6.1	0.0826	0.50	8820	74.7584%	Fecal		CFU/100 mL	200	-	2,466.0
5439000	7/30/2018	6.1	6.1	0.0826	0.50	8820	74.7584%	Fecal		CFU/100 mL	200	-	2,466.0
5439000	8/2/2019	6.1	6.1	0.0826	0.50	8820	74.7584%	Fecal		CFU/100 mL	200	-	2,466.0
5439000	9/21/2009	6.09	6.09	0.0826	0.50	8829	74.8347%	Fecal		CFU/100 mL	200	-	2,462.0
5439000	11/15/2015	6.09	6.09	0.0826	0.50	8829	74.8347%	Fecal		CFU/100 mL	200	-	2,462.0
5439000	8/18/2005	6.08	6.08	0.0826	0.50	8831	74.8517%	Fecal		CFU/100 mL	200	-	2,457.9
5439000	3/27/2006	6.08	6.08	0.0826	0.50	8831	74.8517%	Fecal		CFU/100 mL	200	-	2,457.9
5439000	8/12/2009	6.08	6.08	0.0826	0.50	8831	74.8517%	Fecal		CFU/100 mL	200	-	2,457.9
5439000	10/29/2020	6.06	6.06	0.0826	0.50	8834	74.8771%	Fecal		CFU/100 mL	200	-	2,449.8
5439000	12/14/2021	6.06	6.06	0.0826	0.50	8834	74.8771%	Fecal		CFU/100 mL	200	-	2,449.8
5439000	10/6/2014	6.05	6.05	0.0826	0.50	8836	74.8940%	Fecal		CFU/100 mL	200	-	2,445.8
5439000	8/25/2009	6.04	6.04	0.0826	0.50	8837	74.9025%	Fecal		CFU/100 mL	200	-	2,441.8
5439000	12/30/2003	6.03	6.03	0.0826	0.50	8838	74.9110%	Fecal		CFU/100 mL	200	-	2,437.7
5439000	11/13/2020	6.03	6.03	0.0826	0.50	8838	74.9110%	Fecal		CFU/100 mL	200	-	2,437.7
5439000	9/6/2010	6.01	6.01	0.0826	0.50	8840	74.9280%	Fecal		CFU/100 mL	200	-	2,429.6
5439000	9/12/1991	6	6	0.0826	0.50	8841	74.9364%	Fecal		CFU/100 mL	200	-	2,425.6
5439000	10/3/1991	6	6	0.0826	0.50	8841	74.9364%	Fecal		CFU/100 mL	200	-	2,425.6
5439000	6/10/1994	6	6	0.0826	0.50	8841	74.9364%	Fecal		CFU/100 mL	200	-	2,425.6
5439000	10/7/1994	6	6	0.0826	0.50	8841	74.9364%	Fecal		CFU/100 mL	200	-	2,425.6
5439000	3/17/1996	6	6	0.0826	0.50	8841	74.9364%	Fecal		CFU/100 mL	200	-	2,425.6
5439000	3/23/1996	6	6	0.0826	0.50	8841	74.9364%	Fecal		CFU/100 mL	200	-	2,425.6
5439000	9/16/1996	6	6	0.0826	0.50	8841	74.9364%	Fecal		CFU/100 mL	200	-	2,425.6
5439000	9/17/1996	6	6	0.0826	0.50	8841	74.9364%	Fecal		CFU/100 mL	200	-	2,425.6
5439000	9/20/1996	6	6	0.0826	0.50	8841	74.9364%	Fecal		CFU/100 mL	200	-	2,425.6
5439000	11/5/1996	6	6	0.0826	0.50	8841	74.9364%	Fecal		CFU/100 mL	200	-	2,425.6
5439000	11/6/1996	6	6	0.0826	0.50	8841	74.9364%	Fecal		CFU/100 mL	200	-	2,425.6
5439000	10/26/1997	6	6	0.0826	0.50	8841	74.9364%	Fecal		CFU/100 mL	200	-	2,425.6
5439000	10/2/1998	6	6	0.0826	0.50	8841	74.9364%	Fecal		CFU/100 mL	200	-	2,425.6
5439000	10/19/1999	6	6	0.0826	0.50	8841	74.9364%	Fecal		CFU/100 mL	200	-	2,425.6
5439000	12/13/1999	6	6	0.0826	0.50	8841	74.9364%	Fecal		CFU/100 mL	200	-	2,425.6

Gage ID	Date	Discharge (CFS)	Gage Discharge (less Surrogate NPDES) (CFS)	Watershed Area Ratio	Calculated flow (CFS)	Rank	Flow Exceedance %	Parameter	Results	Units (mg or micro_gram	Limit/Standard	Actual Load (million colonies/day)	Allowable Load (million colonies/day)
5439000	1/10/2000	6	6	0.0826	0.50	8841	74.9364%	Fecal		CFU/100 mL	200	-	2,425.6
5439000	2/21/2000	6	6	0.0826	0.50	8841	74.9364%	Fecal		CFU/100 mL	200	-	2,425.6
5439000	9/30/2000	6	6	0.0826	0.50	8841	74.9364%	Fecal		CFU/100 mL	200	-	2,425.6
5439000	7/13/2001	6	6	0.0826	0.50	8841	74.9364%	Fecal		CFU/100 mL	200	-	2,425.6
5439000	12/7/2007	6	6	0.0826	0.50	8841	74.9364%	Fecal		CFU/100 mL	200	-	2,425.6
5439000	11/14/2020	6	6	0.0826	0.50	8841	74.9364%	Fecal		CFU/100 mL	200	-	2,425.6
5439000	11/2/2007	5.99	5.99	0.0826	0.49	8862	75.1144%	Fecal		CFU/100 mL	200	-	2,421.5
5439000	7/31/2013	5.99	5.99	0.0826	0.49	8862	75.1144%	Fecal		CFU/100 mL	200	-	2,421.5
5439000	1/20/2015	5.98	5.98	0.0826	0.49	8864	75.1314%	Fecal		CFU/100 mL	200	-	2,417.5
5439000	8/27/1994	5.97	5.97	0.0826	0.49	8865	75.1399%	Fecal		CFU/100 mL	200	-	2,413.5
5439000	7/27/1994	5.96	5.96	0.0826	0.49	8866	75.1483%	Fecal		CFU/100 mL	200	-	2,409.4
5439000	11/10/2007	5.96	5.96	0.0826	0.49	8866	75.1483%	Fecal		CFU/100 mL	200	-	2,409.4
5439000	7/2/2012	5.96	5.96	0.0826	0.49	8866	75.1483%	Fecal		CFU/100 mL	200	-	2,409.4
5439000	1/27/2021	5.96	5.96	0.0826	0.49	8866	75.1483%	Fecal		CFU/100 mL	200	-	2,409.4
5439000	6/11/1994	5.95	5.95	0.0826	0.49	8870	75.1822%	Fecal		CFU/100 mL	200	-	2,405.4
5439000	11/13/2007	5.95	5.95	0.0826	0.49	8870	75.1822%	Fecal		CFU/100 mL	200	-	2,405.4
5439000	8/12/2016	5.94	5.94	0.0826	0.49	8872	75.1992%	Fecal		CFU/100 mL	200	-	2,401.3
5439000	1/16/2022	5.94	5.94	0.0826	0.49	8872	75.1992%	Fecal		CFU/100 mL	200	-	2,401.3
5439000	8/1/2020	5.93	5.93	0.0826	0.49	8874	75.2161%	Fecal		CFU/100 mL	200	-	2,397.3
5439000	10/24/2012	5.92	5.92	0.0826	0.49	8875	75.2246%	Fecal		CFU/100 mL	200	-	2,393.3
5439000	10/30/2020	5.92	5.92	0.0826	0.49	8875	75.2246%	Fecal		CFU/100 mL	200	-	2,393.3
5439000	11/16/2015	5.91	5.91	0.0826	0.49	8877	75.2416%	Fecal		CFU/100 mL	200	-	2,389.2
5439000	9/19/1990	5.9	5.9	0.0826	0.49	8878	75.2500%	Fecal		CFU/100 mL	200	-	2,385.2
5439000	10/4/1990	5.9	5.9	0.0826	0.49	8878	75.2500%	Fecal		CFU/100 mL	200	-	2,385.2
5439000	10/8/1990	5.9	5.9	0.0826	0.49	8878	75.2500%	Fecal		CFU/100 mL	200	-	2,385.2
5439000	6/30/1992	5.9	5.9	0.0826	0.49	8878	75.2500%	Fecal		CFU/100 mL	200	-	2,385.2
5439000	10/29/1995	5.9	5.9	0.0826	0.49	8878	75.2500%	Fecal		CFU/100 mL	200	-	2,385.2
5439000	10/8/1998	5.9	5.9	0.0826	0.49	8878	75.2500%	Fecal		CFU/100 mL	200	-	2,385.2
5439000	1/9/2005	5.9	5.9	0.0826	0.49	8878	75.2500%	Fecal		CFU/100 mL	200	-	2,385.2
5439000	11/1/2006	5.9	5.9	0.0826	0.49	8878	75.2500%	Fecal		CFU/100 mL	200	-	2,385.2
5439000	11/3/2007	5.9	5.9	0.0826	0.49	8878	75.2500%	Fecal		CFU/100 mL	200	-	2,385.2
5439000	12/30/2004	5.89	5.89	0.0826	0.49	8887	75.3263%	Fecal		CFU/100 mL	200	-	2,381.1
5439000	11/14/2007	5.89	5.89	0.0826	0.49	8887	75.3263%	Fecal		CFU/100 mL	200	-	2,381.1
5439000	4/13/2003	5.88	5.88	0.0826	0.49	8889	75.3433%	Fecal		CFU/100 mL	200	-	2,377.1
5439000	4/14/2003	5.88	5.88	0.0826	0.49	8889	75.3433%	Fecal		CFU/100 mL	200	-	2,377.1
5439000	12/19/2002	5.87	5.87	0.0826	0.48	8891	75.3602%	Fecal		CFU/100 mL	200	-	2,373.0
5439000	8/26/2016	5.87	5.87	0.0826	0.48	8891	75.3602%	Fecal		CFU/100 mL	200	-	2,373.0
5439000	10/25/2010	5.86	5.86	0.0826	0.48	8893	75.3772%	Fecal		CFU/100 mL	200	-	2,369.0
5439000	10/11/2011	5.86	5.86	0.0826	0.48	8893	75.3772%	Fecal		CFU/100 mL	200	-	2,369.0
5439000	10/27/2011	5.86	5.86	0.0826	0.48	8893	75.3772%	Fecal		CFU/100 mL	200	-	2,369.0
5439000	11/19/2020	5.86	5.86	0.0826	0.48	8893	75.3772%	Fecal		CFU/100 mL	200	-	2,369.0
5439000	4/12/2003	5.85	5.85	0.0826	0.48	8897	75.4111%	Fecal		CFU/100 mL	200	-	2,365.0
5439000	10/16/2012	5.85	5.85	0.0826	0.48	8897	75.4111%	Fecal		CFU/100 mL	200	-	2,365.0
5439000	7/20/2016	5.85	5.85	0.0826	0.48	8897	75.4111%	Fecal		CFU/100 mL	200	-	2,365.0
5439000	9/9/2016	5.85	5.85	0.0826	0.48	8897	75.4111%	Fecal		CFU/100 mL	200	-	2,365.0
5439000	7/29/2018	5.85	5.85	0.0826	0.48	8897	75.4111%	Fecal		CFU/100 mL	200	-	2,365.0
5439000	7/19/2003	5.83	5.83	0.0826	0.48	8902	75.4535%	Fecal		CFU/100 mL	200	-	2,356.9
5439000	11/16/2006	5.83	5.83	0.0826	0.48	8902	75.4535%	Fecal		CFU/100 mL	200	-	2,356.9
5439000	11/21/2013	5.81	5.81	0.0826	0.48	8904	75.4704%	Fecal		CFU/100 mL	200	-	2,348.8
5439000	8/7/1991	5.8	5.8	0.0826	0.48	8905	75.4789%	Fecal		CFU/100 mL	200	-	2,344.7
5439000	8/30/1991	5.8	5.8	0.0826	0.48	8905	75.4789%	Fecal		CFU/100 mL	200	-	2,344.7
5439000	7/1/1992	5.8	5.8	0.0826	0.48	8905	75.4789%	Fecal		CFU/100 mL	200	-	2,344.7
5439000	11/2/1996	5.8	5.8	0.0826	0.48	8905	75.4789%	Fecal		CFU/100 mL	200	-	2,344.7
5439000	12/7/1996	5.8	5.8	0.0826	0.48	8905	75.4789%	Fecal		CFU/100 mL	200	-	2,344.7
5439000	10/17/1999	5.8	5.8	0.0826	0.48	8905	75.4789%	Fecal		CFU/100 mL	200	-	2,344.7
5439000	8/16/2000	5.8	5.8	0.0826	0.48	8905	75.4789%	Fecal		CFU/100 mL	200	-	2,344.7
5439000	9/20/2000	5.8	5.8	0.0826	0.48	8905	75.4789%	Fecal		CFU/100 mL	200	-	2,344.7
5439000	12/20/2004	5.8	5.8	0.0826	0.48	8905	75.4789%	Fecal		CFU/100 mL	200	-	2,344.7
5439000	12/31/2003	5.79	5.79	0.0826	0.48	8914	75.5552%	Fecal		CFU/100 mL	200	-	2,340.7
5439000	6/16/2005	5.79	5.79	0.0826	0.48	8914	75.5552%	Fecal		CFU/100 mL	200	-	2,340.7
5439000	8/4/2021	5.78	5.78	0.0826	0.48	8916	75.5721%	Fecal		CFU/100 mL	200	-	2,336.7
5439000	12/29/2021	5.78	5.78	0.0826	0.48	8916	75.5721%	Fecal		CFU/100 mL	200	-	2,336.7
5439000	10/7/2011	5.77	5.77	0.0826	0.48	8918	75.5891%	Fecal		CFU/100 mL	200	-	2,332.6
5439000	1/21/2015	5.77	5.77	0.0826	0.48	8918	75.5891%	Fecal		CFU/100 mL	200	-	2,332.6
5439000	11/7/2007	5.75	5.75	0.0826	0.48	8920	75.6060%	Fecal		CFU/100 mL	200	-	2,324.5
5439000	9/20/2009	5.75	5.75	0.0826	0.48	8920	75.6060%	Fecal		CFU/100 mL	200	-	2,324.5
5439000	11/20/2021	5.75	5.75	0.0826	0.48	8920	75.6060%	Fecal		CFU/100 mL	200	-	2,324.5
5439000	10/17/2016	5.74	5.74	0.0826	0.47	8923	75.6315%	Fecal		CFU/100 mL	200	-	2,320.5
5439000	11/8/2020	5.74	5.74	0.0826	0.47	8923	75.6315%	Fecal		CFU/100 mL	200	-	2,320.5
5439000	7/24/2004	5.73	5.73	0.0826	0.47	8925	75.6484%	Fecal		CFU/100 mL	200	-	2,316.4
5439000	11/8/2007	5.73	5.73	0.0826	0.47	8925	75.6484%	Fecal		CFU/100 mL	200	-	2,316.4
5439000	10/23/2011	5.73	5.73	0.0826	0.47	8925	75.6484%	Fecal		CFU/100 mL	200	-	2,316.4
5439000	12/30/2021	5.72	5.72	0.0826	0.47	8928	75.6738%	Fecal		CFU/100 mL	200	-	2,312.4
5439000	8/25/1994	5.71	5.71	0.0826	0.47	8929	75.6823%	Fecal		CFU/100 mL	200	-	2,308.4
5439000	8/31/2014	5.71	5.71	0.0826	0.47	8929	75.6823%	Fecal		CFU/100 mL	200	-	2,308.4
5439000	7/11/1991	5.7	5.7	0.0826	0.47	8931	75.6993%	Fecal		CFU/100 mL	200	-	2,304.3
5439000	10/9/1991	5.7	5.7	0.0826	0.47	8931	75.6993%	Fecal		CFU/100 mL	200	-	2,304.3
5439000	11/10/1991	5.7	5.7	0.0826	0.47	8931	75.6993%	Fecal		CFU/100 mL	200	-	2,304.3
5439000	10/1/1996	5.7	5.7	0.0826	0.47	8931	75.6993%	Fecal		CFU/100 mL	200	-	2,304.3
5439000	10/19/1996	5.7	5.7	0.0826	0.47	8931	75.6993%	Fecal		CFU/100 mL	200	-	2,304.3
5439000	7/19/1997	5.7	5.7	0.0826	0.47	8931	75.6993%	Fecal		CFU/100 mL	200	-	2,304.3
5439000	8/19/1997	5.7	5.7	0.0826	0.47	8931	75.6993%	Fecal		CFU/100 mL	200	-	2,304.3
5439000	10/28/1997	5.7	5.7	0.0826	0.47	8931	75.6993%	Fecal		CFU/100 mL	200	-	2,304.3
5439000	8/9/2008	5.7	5.7	0.0826	0.47	8931	75.6993%	Fecal		CFU/100 mL	200	-	2,304.3
5439000	6/30/2012	5.69	5.69	0.0826	0.47	8940	75.7756%	Fecal		CFU/100 mL	200	-	2,300.3
5439000	9/12/2015	5.68	5.68	0.0826	0.47	8941	75.7840%	Fecal		CFU/100 mL	200	-	2,296.2
5439000	7/28/1994	5.67	5.67	0.0826	0.47	8942	75.7925%	Fecal		CFU/100 mL	200	-	2,292.2
5439000	10/29/2007	5.67	5.67	0.0826	0.47	8942	75.7925%	Fecal		CFU/100 mL	200	-	2,292.2
5439000	9/20/2016	5.66	5.66	0.0826	0.47	8944	75.8095%	Fecal		CFU/100 mL	200	-	2,288.1
5439000	6/17/2005	5.65	5.65	0.0826	0.47	8945	75.8179%	Fecal		CFU/100 mL	200	-	2,284.1
5439000	11/18/2007	5.65	5.65	0.0826	0.47	8945	75.8179%	Fecal		CFU/100 mL	200	-	2,284.1
5439000	9/10/2016	5.65	5.65	0.0826	0.47	8945	75.8179%	Fecal		CFU/100 mL	200	-	2,284.1
5439000	11/3/2021	5.64	5.64	0.0826	0.47	8948	75.8434%	Fecal		CFU/100 mL	200	-	2,280.1
5439000	4/11/2003	5.63	5.63	0.0826	0.47	8949	75.8518%	Fecal		CFU/100 mL	200	-	2,276.0
5439000	12/25/2003	5.63	5.63	0.0826	0.47	8949	75.8518%	Fecal		CFU/100 mL	200	-	2,276.0
5439000	8/3/2004	5.63	5.63	0.0826	0.47	8949	75.8518%	Fecal		CFU/100 mL	200	-	2,276.0
5439000	8/23/2017	5.63	5.63	0.0826	0.47	8949	75.8518%	Fecal		CFU/100 mL	200	-	2,276.0
5439000	8/28/2014	5.62	5.62	0.0826	0.46	8953	75.8857%	Fecal		CFU/100 mL	200	-	2,272.0
5439000	10/7/2021	5.62	5.62	0.0826	0.46	8953	75.8857%	Fecal		CFU/100 mL	200	-	2,272.0
5439000	1/15/2022	5.62	5.62	0.0826	0.46	8953	75.8857%	Fecal		CFU/100 mL	200	-	2,272.0
5439000	9/1/2014	5.61	5.61	0.0826	0.46	8956	75.9112%	Fecal		CFU/100 mL	200	-	2,267.9
5439000	11/11/1991	5.6	5.6	0.0826	0.46	8957	75.9196%	Fecal		CFU/100 mL	200	-	2,263.9
5439000	3/18/1996	5.6	5.6	0.0826	0.46	8957	75.9196%	Fecal		CFU/100 mL	200	-	2,263.9
5439000	12/5/1996	5.6	5.6	0.0826	0.46	8957	75.9196%	Fecal		CFU/100 mL	200	-	2,263.9
5439000	7/16/1997	5.6	5.6	0.0826	0.46	8957	75.9196%	Fecal		CFU/100 mL	200	-	2,263.9
5439000	7/29/1999	5.6	5.6	0.0826	0.46	8957	75.9196%	Fecal		CFU/100 mL	200	-	2,263.9
5439000	10/22/1999	5.6	5.6	0.0826	0.46	8957	75.9196%	Fecal		CFU/100 mL	200	-	2,263.9
5439000	12/17/1999	5.6	5.6	0.0826	0.46	8957	75.9196%	Fecal		CFU/100 mL	200	-	2,263.9
5439000	12/20/1999	5.6	5.6	0.0826	0.46	8957	75.9196%	Fecal		CFU/100 mL	200	-	2,263.9
5439000	8/20/2000	5.6	5.6	0.0826	0.46	8957	75.9196%	Fecal		CFU/100 mL	200	-	2,263.9
5439000	9/15/2000	5.6	5.6	0.0826	0.46	8957	75.9196%	Fecal		CFU/100 mL	200	-	2,263.9
5439000	9/18/2001	5.6	5.6	0.0826	0.46	8957	75.9196%	Fecal		CFU/100 mL	200	-	2,263.9
5439000	12/8/2007	5.6	5.6	0.0826	0.46	8957	75.9196%	Fecal		CFU/100 mL	200	-	2,263.9
5439000	8/16/2012	5.6	5.6	0.0826	0.46	8957	75.9196%	Fecal		CFU/100 mL	200	-	2,263.9
5439000	8/16/2014	5.6	5.6	0.0826	0.46	8957	75.9196%	Fecal		CFU/100 mL	200	-	2,263.9

Gage ID	Date	Discharge (CFS)	Gage Discharge (less Surrogate NPDES) (CFS)	Watershed Area Ratio	Calculated flow (CFS)	Rank	Flow Exceedance %	Parameter	Results	Units (mg or micro_gram	Limit/Standard	Actual Load (million colonies/day)	Allowable Load (million colonies/day)
5439000	3/9/2015	5.59	5.59	0.0826	0.46	8971	76.0383%	Fecal		CFU/100 mL	200	-	2,259.8
5439000	11/4/2021	5.59	5.59	0.0826	0.46	8971	76.0383%	Fecal		CFU/100 mL	200	-	2,259.8
5439000	1/13/2022	5.59	5.59	0.0826	0.46	8971	76.0383%	Fecal		CFU/100 mL	200	-	2,259.8
5439000	8/6/2009	5.58	5.58	0.0826	0.46	8974	76.0637%	Fecal		CFU/100 mL	200	-	2,255.8
5439000	9/2/2013	5.57	5.57	0.0826	0.46	8975	76.0722%	Fecal		CFU/100 mL	200	-	2,251.8
5439000	8/4/2019	5.55	5.55	0.0826	0.46	8976	76.0807%	Fecal		CFU/100 mL	200	-	2,243.7
5439000	1/3/2006	5.53	5.53	0.0826	0.46	8977	76.0892%	Fecal		CFU/100 mL	200	-	2,235.6
5439000	8/25/2010	5.53	5.53	0.0826	0.46	8977	76.0892%	Fecal		CFU/100 mL	200	-	2,235.6
5439000	1/22/2015	5.53	5.53	0.0826	0.46	8977	76.0892%	Fecal		CFU/100 mL	200	-	2,235.6
5439000	10/18/2016	5.52	5.52	0.0826	0.46	8980	76.1146%	Fecal		CFU/100 mL	200	-	2,231.5
5439000	10/31/2020	5.51	5.51	0.0826	0.46	8981	76.1231%	Fecal		CFU/100 mL	200	-	2,227.5
5439000	11/12/2021	5.51	5.51	0.0826	0.46	8981	76.1231%	Fecal		CFU/100 mL	200	-	2,227.5
5439000	11/25/2021	5.51	5.51	0.0826	0.46	8981	76.1231%	Fecal		CFU/100 mL	200	-	2,227.5
5439000	7/14/1991	5.5	5.5	0.0826	0.45	8984	76.1485%	Fecal		CFU/100 mL	200	-	2,223.5
5439000	8/9/1991	5.5	5.5	0.0826	0.45	8984	76.1485%	Fecal		CFU/100 mL	200	-	2,223.5
5439000	6/28/1992	5.5	5.5	0.0826	0.45	8984	76.1485%	Fecal		CFU/100 mL	200	-	2,223.5
5439000	6/29/1992	5.5	5.5	0.0826	0.45	8984	76.1485%	Fecal		CFU/100 mL	200	-	2,223.5
5439000	7/30/1995	5.5	5.5	0.0826	0.45	8984	76.1485%	Fecal		CFU/100 mL	200	-	2,223.5
5439000	10/8/1995	5.5	5.5	0.0826	0.45	8984	76.1485%	Fecal		CFU/100 mL	200	-	2,223.5
5439000	10/22/1996	5.5	5.5	0.0826	0.45	8984	76.1485%	Fecal		CFU/100 mL	200	-	2,223.5
5439000	10/18/1999	5.5	5.5	0.0826	0.45	8984	76.1485%	Fecal		CFU/100 mL	200	-	2,223.5
5439000	12/4/1999	5.5	5.5	0.0826	0.45	8984	76.1485%	Fecal		CFU/100 mL	200	-	2,223.5
5439000	12/21/1999	5.5	5.5	0.0826	0.45	8984	76.1485%	Fecal		CFU/100 mL	200	-	2,223.5
5439000	7/14/2001	5.5	5.5	0.0826	0.45	8984	76.1485%	Fecal		CFU/100 mL	200	-	2,223.5
5439000	9/23/2009	5.5	5.5	0.0826	0.45	8984	76.1485%	Fecal		CFU/100 mL	200	-	2,223.5
5439000	1/23/2015	5.48	5.48	0.0826	0.45	8996	76.2502%	Fecal		CFU/100 mL	200	-	2,215.4
5439000	12/28/2021	5.48	5.48	0.0826	0.45	8996	76.2502%	Fecal		CFU/100 mL	200	-	2,215.4
5439000	11/20/2020	5.47	5.47	0.0826	0.45	8998	76.2672%	Fecal		CFU/100 mL	200	-	2,211.3
5439000	11/17/2007	5.46	5.46	0.0826	0.45	8999	76.2756%	Fecal		CFU/100 mL	200	-	2,207.3
5439000	8/11/2008	5.46	5.46	0.0826	0.45	8999	76.2756%	Fecal		CFU/100 mL	200	-	2,207.3
5439000	11/13/2014	5.46	5.46	0.0826	0.45	8999	76.2756%	Fecal		CFU/100 mL	200	-	2,207.3
5439000	11/19/2007	5.45	5.45	0.0826	0.45	9002	76.3011%	Fecal		CFU/100 mL	200	-	2,203.2
5439000	10/10/2011	5.45	5.45	0.0826	0.45	9002	76.3011%	Fecal		CFU/100 mL	200	-	2,203.2
5439000	10/31/2011	5.45	5.45	0.0826	0.45	9002	76.3011%	Fecal		CFU/100 mL	200	-	2,203.2
5439000	2/5/2007	5.44	5.44	0.0826	0.45	9005	76.3265%	Fecal		CFU/100 mL	200	-	2,199.2
5439000	9/2/2015	5.44	5.44	0.0826	0.45	9005	76.3265%	Fecal		CFU/100 mL	200	-	2,199.2
5439000	1/30/2021	5.44	5.44	0.0826	0.45	9005	76.3265%	Fecal		CFU/100 mL	200	-	2,199.2
5439000	8/22/2015	5.42	5.42	0.0826	0.45	9008	76.3519%	Fecal		CFU/100 mL	200	-	2,191.1
5439000	8/3/2008	5.41	5.41	0.0826	0.45	9009	76.3604%	Fecal		CFU/100 mL	200	-	2,187.1
5439000	11/9/1991	5.4	5.4	0.0826	0.45	9010	76.3689%	Fecal		CFU/100 mL	200	-	2,183.0
5439000	3/21/1996	5.4	5.4	0.0826	0.45	9010	76.3689%	Fecal		CFU/100 mL	200	-	2,183.0
5439000	12/6/1996	5.4	5.4	0.0826	0.45	9010	76.3689%	Fecal		CFU/100 mL	200	-	2,183.0
5439000	12/9/1996	5.4	5.4	0.0826	0.45	9010	76.3689%	Fecal		CFU/100 mL	200	-	2,183.0
5439000	8/10/1998	5.4	5.4	0.0826	0.45	9010	76.3689%	Fecal		CFU/100 mL	200	-	2,183.0
5439000	7/30/1999	5.4	5.4	0.0826	0.45	9010	76.3689%	Fecal		CFU/100 mL	200	-	2,183.0
5439000	1/11/2000	5.4	5.4	0.0826	0.45	9010	76.3689%	Fecal		CFU/100 mL	200	-	2,183.0
5439000	10/2/2000	5.4	5.4	0.0826	0.45	9010	76.3689%	Fecal		CFU/100 mL	200	-	2,183.0
5439000	9/13/2009	5.39	5.39	0.0826	0.45	9018	76.4367%	Fecal		CFU/100 mL	200	-	2,179.0
5439000	2/6/2013	5.39	5.39	0.0826	0.45	9018	76.4367%	Fecal		CFU/100 mL	200	-	2,179.0
5439000	1/24/2015	5.39	5.39	0.0826	0.45	9018	76.4367%	Fecal		CFU/100 mL	200	-	2,179.0
5439000	1/25/2015	5.39	5.39	0.0826	0.45	9018	76.4367%	Fecal		CFU/100 mL	200	-	2,179.0
5439000	1/26/2015	5.39	5.39	0.0826	0.45	9018	76.4367%	Fecal		CFU/100 mL	200	-	2,179.0
5439000	1/27/2015	5.39	5.39	0.0826	0.45	9018	76.4367%	Fecal		CFU/100 mL	200	-	2,179.0
5439000	1/28/2015	5.39	5.39	0.0826	0.45	9018	76.4367%	Fecal		CFU/100 mL	200	-	2,179.0
5439000	11/16/2007	5.38	5.38	0.0826	0.44	9025	76.4960%	Fecal		CFU/100 mL	200	-	2,174.9
5439000	2/26/2014	5.38	5.38	0.0826	0.44	9025	76.4960%	Fecal		CFU/100 mL	200	-	2,174.9
5439000	6/27/2012	5.37	5.37	0.0826	0.44	9027	76.5130%	Fecal		CFU/100 mL	200	-	2,170.9
5439000	8/17/2015	5.37	5.37	0.0826	0.44	9027	76.5130%	Fecal		CFU/100 mL	200	-	2,170.9
5439000	1/8/2018	5.37	5.37	0.0826	0.44	9027	76.5130%	Fecal		CFU/100 mL	200	-	2,170.9
5439000	1/14/2022	5.37	5.37	0.0826	0.44	9027	76.5130%	Fecal		CFU/100 mL	200	-	2,170.9
5439000	8/5/2004	5.36	5.36	0.0826	0.44	9031	76.5469%	Fecal		CFU/100 mL	200	-	2,166.9
5439000	10/9/2011	5.36	5.36	0.0826	0.44	9031	76.5469%	Fecal		CFU/100 mL	200	-	2,166.9
5439000	11/16/2014	5.36	5.36	0.0826	0.44	9031	76.5469%	Fecal		CFU/100 mL	200	-	2,166.9
5439000	10/9/2016	5.36	5.36	0.0826	0.44	9031	76.5469%	Fecal		CFU/100 mL	200	-	2,166.9
5439000	1/29/2021	5.36	5.36	0.0826	0.44	9031	76.5469%	Fecal		CFU/100 mL	200	-	2,166.9
5439000	12/26/2010	5.35	5.35	0.0826	0.44	9036	76.5893%	Fecal		CFU/100 mL	200	-	2,162.8
5439000	11/10/2013	5.35	5.35	0.0826	0.44	9036	76.5893%	Fecal		CFU/100 mL	200	-	2,162.8
5439000	3/9/2014	5.34	5.34	0.0826	0.44	9038	76.6062%	Fecal		CFU/100 mL	200	-	2,158.8
5439000	1/25/2021	5.34	5.34	0.0826	0.44	9038	76.6062%	Fecal		CFU/100 mL	200	-	2,158.8
5439000	1/29/2015	5.32	5.32	0.0826	0.44	9040	76.6232%	Fecal		CFU/100 mL	200	-	2,150.7
5439000	8/4/2012	5.31	5.31	0.0826	0.44	9041	76.6316%	Fecal		CFU/100 mL	200	-	2,146.6
5439000	12/16/2021	5.31	5.31	0.0826	0.44	9041	76.6316%	Fecal		CFU/100 mL	200	-	2,146.6
5439000	9/17/1990	5.3	5.3	0.0826	0.44	9043	76.6486%	Fecal		CFU/100 mL	200	-	2,142.6
5439000	7/10/1992	5.3	5.3	0.0826	0.44	9043	76.6486%	Fecal		CFU/100 mL	200	-	2,142.6
5439000	8/30/1992	5.3	5.3	0.0826	0.44	9043	76.6486%	Fecal		CFU/100 mL	200	-	2,142.6
5439000	3/19/1996	5.3	5.3	0.0826	0.44	9043	76.6486%	Fecal		CFU/100 mL	200	-	2,142.6
5439000	11/18/2014	5.3	5.3	0.0826	0.44	9043	76.6486%	Fecal		CFU/100 mL	200	-	2,142.6
5439000	8/11/2020	5.3	5.3	0.0826	0.44	9043	76.6486%	Fecal		CFU/100 mL	200	-	2,142.6
5439000	11/5/2020	5.3	5.3	0.0826	0.44	9043	76.6486%	Fecal		CFU/100 mL	200	-	2,142.6
5439000	1/6/2022	5.3	5.3	0.0826	0.44	9043	76.6486%	Fecal		CFU/100 mL	200	-	2,142.6
5439000	7/15/2002	5.29	5.29	0.0826	0.44	9051	76.7164%	Fecal		CFU/100 mL	200	-	2,138.6
5439000	11/17/2006	5.29	5.29	0.0826	0.44	9051	76.7164%	Fecal		CFU/100 mL	200	-	2,138.6
5439000	1/30/2015	5.29	5.29	0.0826	0.44	9051	76.7164%	Fecal		CFU/100 mL	200	-	2,138.6
5439000	1/31/2015	5.29	5.29	0.0826	0.44	9051	76.7164%	Fecal		CFU/100 mL	200	-	2,138.6
5439000	2/1/2015	5.29	5.29	0.0826	0.44	9051	76.7164%	Fecal		CFU/100 mL	200	-	2,138.6
5439000	9/27/2016	5.29	5.29	0.0826	0.44	9051	76.7164%	Fecal		CFU/100 mL	200	-	2,138.6
5439000	9/1/2010	5.28	5.28	0.0826	0.44	9057	76.7672%	Fecal		CFU/100 mL	200	-	2,134.5
5439000	9/28/2020	5.28	5.28	0.0826	0.44	9057	76.7672%	Fecal		CFU/100 mL	200	-	2,134.5
5439000	11/1/2020	5.28	5.28	0.0826	0.44	9057	76.7672%	Fecal		CFU/100 mL	200	-	2,134.5
5439000	10/12/2016	5.27	5.27	0.0826	0.44	9060	76.7927%	Fecal		CFU/100 mL	200	-	2,130.5
5439000	8/21/2019	5.27	5.27	0.0826	0.44	9060	76.7927%	Fecal		CFU/100 mL	200	-	2,130.5
5439000	10/22/2011	5.25	5.25	0.0826	0.43	9062	76.8096%	Fecal		CFU/100 mL	200	-	2,122.4
5439000	4/2/2003	5.23	5.23	0.0826	0.43	9063	76.8181%	Fecal		CFU/100 mL	200	-	2,114.3
5439000	10/13/2016	5.23	5.23	0.0826	0.43	9063	76.8181%	Fecal		CFU/100 mL	200	-	2,114.3
5439000	1/13/2004	5.22	5.22	0.0826	0.43	9065	76.8351%	Fecal		CFU/100 mL	200	-	2,110.3
5439000	7/15/2006	5.22	5.22	0.0826	0.43	9065	76.8351%	Fecal		CFU/100 mL	200	-	2,110.3
5439000	1/6/2018	5.22	5.22	0.0826	0.43	9065	76.8351%	Fecal		CFU/100 mL	200	-	2,110.3
5439000	8/30/1994	5.21	5.21	0.0826	0.43	9068	76.8605%	Fecal		CFU/100 mL	200	-	2,106.2
5439000	4/20/2003	5.21	5.21	0.0826	0.43	9068	76.8605%	Fecal		CFU/100 mL	200	-	2,106.2
5439000	6/18/2005	5.21	5.21	0.0826	0.43	9068	76.8605%	Fecal		CFU/100 mL	200	-	2,106.2
5439000	11/2/2006	5.21	5.21	0.0826	0.43	9068	76.8605%	Fecal		CFU/100 mL	200	-	2,106.2
5439000	2/2/2015	5.21	5.21	0.0826	0.43	9068	76.8605%	Fecal		CFU/100 mL	200	-	2,106.2
5439000	12/15/2021	5.21	5.21	0.0826	0.43	9068	76.8605%	Fecal		CFU/100 mL	200	-	2,106.2
5439000	7/18/1991	5.2	5.2	0.0826	0.43	9074	76.9113%	Fecal		CFU/100 mL	200	-	2,102.2
5439000	8/10/1991	5.2	5.2	0.0826	0.43	9074	76.9113%	Fecal		CFU/100 mL	200	-	2,102.2
5439000	11/12/1991	5.2	5.2	0.0826	0.43	9074	76.9113%	Fecal		CFU/100 mL	200	-	2,102.2
5439000	11/3/1996	5.2	5.2	0.0826	0.43	9074	76.9113%	Fecal		CFU/100 mL	200	-	2,102.2
5439000	9/3/1998	5.2	5.2	0.0826	0.43	9074	76.9113%	Fecal		CFU/100 mL	200	-	2,102.2
5439000	9/30/1998	5.2	5.2	0.0826	0.43	9074	76.9113%	Fecal		CFU/100 mL	200	-	2,102.2
5439000	12/9/2007	5.2	5.2	0.0826	0.43	9074	76.9113%	Fecal		CFU/100 mL	200	-	2,102.2
5439000	8/8/2018	5.2	5.2	0.0826	0.43	9074	76.9113%	Fecal		CFU/100 mL	200	-	2,102.2
5439000	12/31/2021	5.19	5.19	0.0826	0.43	9082	76.9791%	Fecal		CFU/100 mL	200	-	2,098.1
5439000	9/9/2014	5.17	5.17	0.0826	0.43	9083	76.9876%	Fecal		CFU/100 mL	200	-	2,090.1
5439000	8/27/2002	5.16	5.16	0.0826	0.43	9084	76.9961%	Fecal		CFU/100 mL	200	-	2,086.0
5439000	10/23/2006	5.16	5.16	0.0826	0.43	9084	76.9961%	Fecal		CFU/100 mL	200	-	2,086.0

Gage ID	Date	Discharge (CFS)	Gage Discharge (less Surrogate NPDES) (CFS)	Watershed Area Ratio	Calculated flow (CFS)	Rank	Flow Exceedance %	Parameter	Results	Units (mg or micro_gram	Limit/Standard	Actual Load (million colonies/day)	Allowable Load (million colonies/day)
5439000	7/21/2012	5.16	5.16	0.0826	0.43	9084	76.9961%	Fecal		CFU/100 mL	200	-	2,086.0
5439000	8/12/2013	5.16	5.16	0.0826	0.43	9084	76.9961%	Fecal		CFU/100 mL	200	-	2,086.0
5439000	2/1/2021	5.16	5.16	0.0826	0.43	9084	76.9961%	Fecal		CFU/100 mL	200	-	2,086.0
5439000	8/6/2021	5.16	5.16	0.0826	0.43	9084	76.9961%	Fecal		CFU/100 mL	200	-	2,086.0
5439000	9/10/1994	5.15	5.15	0.0826	0.43	9090	77.0470%	Fecal		CFU/100 mL	200	-	2,082.0
5439000	8/5/2021	5.14	5.14	0.0826	0.42	9091	77.0554%	Fecal		CFU/100 mL	200	-	2,077.9
5439000	10/10/2016	5.13	5.13	0.0826	0.42	9092	77.0639%	Fecal		CFU/100 mL	200	-	2,073.9
5439000	8/15/2019	5.13	5.13	0.0826	0.42	9092	77.0639%	Fecal		CFU/100 mL	200	-	2,073.9
5439000	11/21/2020	5.13	5.13	0.0826	0.42	9092	77.0639%	Fecal		CFU/100 mL	200	-	2,073.9
5439000	8/20/2014	5.11	5.11	0.0826	0.42	9095	77.0893%	Fecal		CFU/100 mL	200	-	2,065.8
5439000	2/3/2015	5.11	5.11	0.0826	0.42	9095	77.0893%	Fecal		CFU/100 mL	200	-	2,065.8
5439000	9/12/2016	5.11	5.11	0.0826	0.42	9095	77.0893%	Fecal		CFU/100 mL	200	-	2,065.8
5439000	10/1/2016	5.11	5.11	0.0826	0.42	9095	77.0893%	Fecal		CFU/100 mL	200	-	2,065.8
5439000	8/31/1991	5.1	5.1	0.0826	0.42	9099	77.1232%	Fecal		CFU/100 mL	200	-	2,061.8
5439000	9/8/1995	5.1	5.1	0.0826	0.42	9099	77.1232%	Fecal		CFU/100 mL	200	-	2,061.8
5439000	11/4/1996	5.1	5.1	0.0826	0.42	9099	77.1232%	Fecal		CFU/100 mL	200	-	2,061.8
5439000	7/30/1998	5.1	5.1	0.0826	0.42	9099	77.1232%	Fecal		CFU/100 mL	200	-	2,061.8
5439000	12/18/1999	5.1	5.1	0.0826	0.42	9099	77.1232%	Fecal		CFU/100 mL	200	-	2,061.8
5439000	12/19/1999	5.1	5.1	0.0826	0.42	9099	77.1232%	Fecal		CFU/100 mL	200	-	2,061.8
5439000	9/16/2020	5.1	5.1	0.0826	0.42	9099	77.1232%	Fecal		CFU/100 mL	200	-	2,061.8
5439000	10/10/2001	5.09	5.09	0.0826	0.42	9106	77.1826%	Fecal		CFU/100 mL	200	-	2,057.7
5439000	11/18/2006	5.09	5.09	0.0826	0.42	9106	77.1826%	Fecal		CFU/100 mL	200	-	2,057.7
5439000	9/28/2016	5.09	5.09	0.0826	0.42	9106	77.1826%	Fecal		CFU/100 mL	200	-	2,057.7
5439000	11/21/2021	5.09	5.09	0.0826	0.42	9106	77.1826%	Fecal		CFU/100 mL	200	-	2,057.7
5439000	12/1/2021	5.08	5.08	0.0826	0.42	9110	77.2165%	Fecal		CFU/100 mL	200	-	2,053.7
5439000	11/23/2021	5.07	5.07	0.0826	0.42	9111	77.2250%	Fecal		CFU/100 mL	200	-	2,049.6
5439000	11/19/2021	5.06	5.06	0.0826	0.42	9112	77.2334%	Fecal		CFU/100 mL	200	-	2,045.6
5439000	11/9/2020	5.05	5.05	0.0826	0.42	9113	77.2419%	Fecal		CFU/100 mL	200	-	2,041.5
5439000	10/20/2016	5.04	5.04	0.0826	0.42	9114	77.2504%	Fecal		CFU/100 mL	200	-	2,037.5
5439000	9/8/2018	5.04	5.04	0.0826	0.42	9114	77.2504%	Fecal		CFU/100 mL	200	-	2,037.5
5439000	1/26/2021	5.03	5.03	0.0826	0.42	9116	77.2673%	Fecal		CFU/100 mL	200	-	2,033.5
5439000	2/2/2021	5.03	5.03	0.0826	0.42	9116	77.2673%	Fecal		CFU/100 mL	200	-	2,033.5
5439000	8/14/2021	5.03	5.03	0.0826	0.42	9116	77.2673%	Fecal		CFU/100 mL	200	-	2,033.5
5439000	10/5/2002	5.02	5.02	0.0826	0.41	9119	77.2928%	Fecal		CFU/100 mL	200	-	2,029.4
5439000	2/4/2015	5.02	5.02	0.0826	0.41	9119	77.2928%	Fecal		CFU/100 mL	200	-	2,029.4
5439000	2/5/2015	5.02	5.02	0.0826	0.41	9119	77.2928%	Fecal		CFU/100 mL	200	-	2,029.4
5439000	2/6/2015	5.01	5.01	0.0826	0.41	9122	77.3182%	Fecal		CFU/100 mL	200	-	2,025.4
5439000	10/19/2016	5.01	5.01	0.0826	0.41	9122	77.3182%	Fecal		CFU/100 mL	200	-	2,025.4
5439000	9/20/1990	5	5	0.0826	0.41	9124	77.3351%	Fecal		CFU/100 mL	200	-	2,021.3
5439000	9/24/1990	5	5	0.0826	0.41	9124	77.3351%	Fecal		CFU/100 mL	200	-	2,021.3
5439000	7/15/1991	5	5	0.0826	0.41	9124	77.3351%	Fecal		CFU/100 mL	200	-	2,021.3
5439000	9/6/1991	5	5	0.0826	0.41	9124	77.3351%	Fecal		CFU/100 mL	200	-	2,021.3
5439000	8/2/1995	5	5	0.0826	0.41	9124	77.3351%	Fecal		CFU/100 mL	200	-	2,021.3
5439000	8/4/1995	5	5	0.0826	0.41	9124	77.3351%	Fecal		CFU/100 mL	200	-	2,021.3
5439000	8/21/1995	5	5	0.0826	0.41	9124	77.3351%	Fecal		CFU/100 mL	200	-	2,021.3
5439000	9/21/1995	5	5	0.0826	0.41	9124	77.3351%	Fecal		CFU/100 mL	200	-	2,021.3
5439000	9/19/1996	5	5	0.0826	0.41	9124	77.3351%	Fecal		CFU/100 mL	200	-	2,021.3
5439000	9/23/1996	5	5	0.0826	0.41	9124	77.3351%	Fecal		CFU/100 mL	200	-	2,021.3
5439000	12/10/1996	5	5	0.0826	0.41	9124	77.3351%	Fecal		CFU/100 mL	200	-	2,021.3
5439000	10/13/1997	5	5	0.0826	0.41	9124	77.3351%	Fecal		CFU/100 mL	200	-	2,021.3
5439000	10/9/1998	5	5	0.0826	0.41	9124	77.3351%	Fecal		CFU/100 mL	200	-	2,021.3
5439000	12/21/2004	5	5	0.0826	0.41	9124	77.3351%	Fecal		CFU/100 mL	200	-	2,021.3
5439000	12/13/2010	5	5	0.0826	0.41	9124	77.3351%	Fecal		CFU/100 mL	200	-	2,021.3
5439000	8/1/2013	5	5	0.0826	0.41	9124	77.3351%	Fecal		CFU/100 mL	200	-	2,021.3
5439000	11/22/2021	5	5	0.0826	0.41	9124	77.3351%	Fecal		CFU/100 mL	200	-	2,021.3
5439000	11/4/2020	4.99	4.99	0.0826	0.41	9141	77.4792%	Fecal		CFU/100 mL	200	-	2,017.3
5439000	10/30/2011	4.98	4.98	0.0826	0.41	9142	77.4877%	Fecal		CFU/100 mL	200	-	2,013.2
5439000	11/14/2021	4.98	4.98	0.0826	0.41	9142	77.4877%	Fecal		CFU/100 mL	200	-	2,013.2
5439000	12/28/2010	4.97	4.97	0.0826	0.41	9144	77.5047%	Fecal		CFU/100 mL	200	-	2,009.2
5439000	8/29/2011	4.97	4.97	0.0826	0.41	9144	77.5047%	Fecal		CFU/100 mL	200	-	2,009.2
5439000	11/18/2021	4.97	4.97	0.0826	0.41	9144	77.5047%	Fecal		CFU/100 mL	200	-	2,009.2
5439000	10/4/2001	4.96	4.96	0.0826	0.41	9147	77.5301%	Fecal		CFU/100 mL	200	-	2,005.2
5439000	11/2/2020	4.96	4.96	0.0826	0.41	9147	77.5301%	Fecal		CFU/100 mL	200	-	2,005.2
5439000	8/3/2020	4.95	4.95	0.0826	0.41	9149	77.5470%	Fecal		CFU/100 mL	200	-	2,001.1
5439000	7/20/2003	4.94	4.94	0.0826	0.41	9150	77.5555%	Fecal		CFU/100 mL	200	-	1,997.1
5439000	11/1/2011	4.94	4.94	0.0826	0.41	9150	77.5555%	Fecal		CFU/100 mL	200	-	1,997.1
5439000	10/2/2016	4.94	4.94	0.0826	0.41	9150	77.5555%	Fecal		CFU/100 mL	200	-	1,997.1
5439000	7/31/2018	4.94	4.94	0.0826	0.41	9150	77.5555%	Fecal		CFU/100 mL	200	-	1,997.1
5439000	11/3/2020	4.93	4.93	0.0826	0.41	9154	77.5894%	Fecal		CFU/100 mL	200	-	1,993.0
5439000	11/11/2021	4.93	4.93	0.0826	0.41	9154	77.5894%	Fecal		CFU/100 mL	200	-	1,993.0
5439000	10/7/2014	4.92	4.92	0.0826	0.41	9156	77.6064%	Fecal		CFU/100 mL	200	-	1,989.0
5439000	8/2/2020	4.92	4.92	0.0826	0.41	9156	77.6064%	Fecal		CFU/100 mL	200	-	1,989.0
5439000	1/7/2018	4.91	4.91	0.0826	0.41	9158	77.6233%	Fecal		CFU/100 mL	200	-	1,984.9
5439000	11/22/2020	4.91	4.91	0.0826	0.41	9158	77.6233%	Fecal		CFU/100 mL	200	-	1,984.9
5439000	10/5/1990	4.9	4.9	0.0826	0.40	9160	77.6403%	Fecal		CFU/100 mL	200	-	1,980.9
5439000	7/17/1991	4.9	4.9	0.0826	0.40	9160	77.6403%	Fecal		CFU/100 mL	200	-	1,980.9
5439000	7/24/1991	4.9	4.9	0.0826	0.40	9160	77.6403%	Fecal		CFU/100 mL	200	-	1,980.9
5439000	11/13/1991	4.9	4.9	0.0826	0.40	9160	77.6403%	Fecal		CFU/100 mL	200	-	1,980.9
5439000	7/11/1992	4.9	4.9	0.0826	0.40	9160	77.6403%	Fecal		CFU/100 mL	200	-	1,980.9
5439000	7/31/1995	4.9	4.9	0.0826	0.40	9160	77.6403%	Fecal		CFU/100 mL	200	-	1,980.9
5439000	10/16/1996	4.9	4.9	0.0826	0.40	9160	77.6403%	Fecal		CFU/100 mL	200	-	1,980.9
5439000	10/18/1996	4.9	4.9	0.0826	0.40	9160	77.6403%	Fecal		CFU/100 mL	200	-	1,980.9
5439000	11/8/1996	4.9	4.9	0.0826	0.40	9160	77.6403%	Fecal		CFU/100 mL	200	-	1,980.9
5439000	12/8/1996	4.9	4.9	0.0826	0.40	9160	77.6403%	Fecal		CFU/100 mL	200	-	1,980.9
5439000	7/20/1997	4.9	4.9	0.0826	0.40	9160	77.6403%	Fecal		CFU/100 mL	200	-	1,980.9
5439000	10/21/1999	4.9	4.9	0.0826	0.40	9160	77.6403%	Fecal		CFU/100 mL	200	-	1,980.9
5439000	10/30/1999	4.9	4.9	0.0826	0.40	9160	77.6403%	Fecal		CFU/100 mL	200	-	1,980.9
5439000	7/15/2001	4.9	4.9	0.0826	0.40	9160	77.6403%	Fecal		CFU/100 mL	200	-	1,980.9
5439000	11/5/2004	4.9	4.9	0.0826	0.40	9160	77.6403%	Fecal		CFU/100 mL	200	-	1,980.9
5439000	8/13/2009	4.9	4.9	0.0826	0.40	9160	77.6403%	Fecal		CFU/100 mL	200	-	1,980.9
5439000	8/22/2016	4.9	4.9	0.0826	0.40	9160	77.6403%	Fecal		CFU/100 mL	200	-	1,980.9
5439000	6/19/2005	4.89	4.89	0.0826	0.40	9177	77.7844%	Fecal		CFU/100 mL	200	-	1,976.9
5439000	8/17/2014	4.89	4.89	0.0826	0.40	9177	77.7844%	Fecal		CFU/100 mL	200	-	1,976.9
5439000	10/11/2016	4.89	4.89	0.0826	0.40	9177	77.7844%	Fecal		CFU/100 mL	200	-	1,976.9
5439000	12/27/2003	4.88	4.88	0.0826	0.40	9180	77.8098%	Fecal		CFU/100 mL	200	-	1,972.8
5439000	8/7/2016	4.88	4.88	0.0826	0.40	9180	77.8098%	Fecal		CFU/100 mL	200	-	1,972.8
5439000	12/2/2010	4.87	4.87	0.0826	0.40	9182	77.8268%	Fecal		CFU/100 mL	200	-	1,968.8
5439000	11/24/2021	4.87	4.87	0.0826	0.40	9182	77.8268%	Fecal		CFU/100 mL	200	-	1,968.8
5439000	9/21/2014	4.86	4.86	0.0826	0.40	9184	77.8437%	Fecal		CFU/100 mL	200	-	1,964.7
5439000	1/14/2004	4.85	4.85	0.0826	0.40	9185	77.8522%	Fecal		CFU/100 mL	200	-	1,960.7
5439000	9/19/2002	4.84	4.84	0.0826	0.40	9186	77.8607%	Fecal		CFU/100 mL	200	-	1,956.6
5439000	9/7/2020	4.84	4.84	0.0826	0.40	9186	77.8607%	Fecal		CFU/100 mL	200	-	1,956.6
5439000	3/29/2003	4.82	4.82	0.0826	0.40	9188	77.8776%	Fecal		CFU/100 mL	200	-	1,948.6
5439000	3/8/2006	4.82	4.82	0.0826	0.40	9188	77.8776%	Fecal		CFU/100 mL	200	-	1,948.6
5439000	2/7/2015	4.82	4.82	0.0826	0.40	9188	77.8776%	Fecal		CFU/100 mL	200	-	1,948.6
5439000	7/24/2003	4.81	4.81	0.0826	0.40	9191	77.9030%	Fecal		CFU/100 mL	200	-	1,944.5
5439000	8/27/1992	4.8	4.8	0.0826	0.40	9192	77.9115%	Fecal		CFU/100 mL	200	-	1,940.5
5439000	8/5/1995	4.8	4.8	0.0826	0.40	9192	77.9115%	Fecal		CFU/100 mL	200	-	1,940.5
5439000	9/18/1996	4.8	4.8	0.0826	0.40	9192	77.9115%	Fecal		CFU/100 mL	200	-	1,940.5
5439000	10/20/1999	4.8	4.8	0.0826	0.40	9192	77.9115%	Fecal		CFU/100 mL	200	-	1,940.5
5439000	10/31/1999	4.8	4.8	0.0826	0.40	9192	77.9115%	Fecal		CFU/100 mL	200	-	1,940.5
5439000	1/4/2000	4.8	4.8	0.0826	0.40	9192	77.9115%	Fecal		CFU/100 mL	200	-	1,940.5
5439000	1/12/2000	4.8	4.8	0.0826	0.40	9192	77.9115%	Fecal		CFU/100 mL	200	-	1,940.5
5439000	8/21/2000	4.8	4.8	0.0826	0.40	9192	77.9115%	Fecal		CFU/100 mL	200	-	1,940.5
5439000	9/24/2009	4.8	4.8	0.0826	0.40	9192	77.9115%	Fecal		CFU/100 mL	200	-	1,940.5

Gage ID	Date	Discharge (CFS)	Gage Discharge (less Surrogate NPDES) (CFS)	Watershed Area Ratio	Calculated flow (CFS)	Rank	Flow Exceedance %	Parameter	Results	Units (mg or micro_gram	Limit/Standard	Actual Load (million colonies/day)	Allowable Load (million colonies/day)
5439000	7/25/2004	4.78	4.78	0.0826	0.39	9201	77.9878%	Fecal		CFU/100 mL	200	-	1,932.4
5439000	11/29/2010	4.78	4.78	0.0826	0.39	9201	77.9878%	Fecal		CFU/100 mL	200	-	1,932.4
5439000	9/30/2016	4.78	4.78	0.0826	0.39	9201	77.9878%	Fecal		CFU/100 mL	200	-	1,932.4
5439000	8/3/2019	4.78	4.78	0.0826	0.39	9201	77.9878%	Fecal		CFU/100 mL	200	-	1,932.4
5439000	8/4/2020	4.78	4.78	0.0826	0.39	9201	77.9878%	Fecal		CFU/100 mL	200	-	1,932.4
5439000	4/19/2003	4.77	4.77	0.0826	0.39	9206	78.0302%	Fecal		CFU/100 mL	200	-	1,928.3
5439000	9/15/2013	4.77	4.77	0.0826	0.39	9206	78.0302%	Fecal		CFU/100 mL	200	-	1,928.3
5439000	9/16/2014	4.77	4.77	0.0826	0.39	9206	78.0302%	Fecal		CFU/100 mL	200	-	1,928.3
5439000	2/8/2015	4.77	4.77	0.0826	0.39	9206	78.0302%	Fecal		CFU/100 mL	200	-	1,928.3
5439000	11/23/2020	4.77	4.77	0.0826	0.39	9206	78.0302%	Fecal		CFU/100 mL	200	-	1,928.3
5439000	12/22/2012	4.76	4.76	0.0826	0.39	9211	78.0726%	Fecal		CFU/100 mL	200	-	1,924.3
5439000	9/29/2016	4.75	4.75	0.0826	0.39	9212	78.0810%	Fecal		CFU/100 mL	200	-	1,920.3
5439000	8/26/2010	4.74	4.74	0.0826	0.39	9213	78.0895%	Fecal		CFU/100 mL	200	-	1,916.2
5439000	11/17/2021	4.74	4.74	0.0826	0.39	9213	78.0895%	Fecal		CFU/100 mL	200	-	1,916.2
5439000	12/29/2004	4.73	4.73	0.0826	0.39	9215	78.1065%	Fecal		CFU/100 mL	200	-	1,912.2
5439000	9/7/2010	4.73	4.73	0.0826	0.39	9215	78.1065%	Fecal		CFU/100 mL	200	-	1,912.2
5439000	12/27/2021	4.73	4.73	0.0826	0.39	9215	78.1065%	Fecal		CFU/100 mL	200	-	1,912.2
5439000	1/9/2018	4.72	4.72	0.0826	0.39	9218	78.1319%	Fecal		CFU/100 mL	200	-	1,908.1
5439000	12/26/2003	4.71	4.71	0.0826	0.39	9219	78.1404%	Fecal		CFU/100 mL	200	-	1,904.1
5439000	9/18/1990	4.7	4.7	0.0826	0.39	9220	78.1488%	Fecal		CFU/100 mL	200	-	1,900.0
5439000	8/29/1991	4.7	4.7	0.0826	0.39	9220	78.1488%	Fecal		CFU/100 mL	200	-	1,900.0
5439000	10/27/1991	4.7	4.7	0.0826	0.39	9220	78.1488%	Fecal		CFU/100 mL	200	-	1,900.0
5439000	8/10/1992	4.7	4.7	0.0826	0.39	9220	78.1488%	Fecal		CFU/100 mL	200	-	1,900.0
5439000	3/20/1996	4.7	4.7	0.0826	0.39	9220	78.1488%	Fecal		CFU/100 mL	200	-	1,900.0
5439000	9/21/1996	4.7	4.7	0.0826	0.39	9220	78.1488%	Fecal		CFU/100 mL	200	-	1,900.0
5439000	11/9/1996	4.7	4.7	0.0826	0.39	9220	78.1488%	Fecal		CFU/100 mL	200	-	1,900.0
5439000	8/24/1998	4.7	4.7	0.0826	0.39	9220	78.1488%	Fecal		CFU/100 mL	200	-	1,900.0
5439000	10/24/1999	4.7	4.7	0.0826	0.39	9220	78.1488%	Fecal		CFU/100 mL	200	-	1,900.0
5439000	10/29/1999	4.7	4.7	0.0826	0.39	9220	78.1488%	Fecal		CFU/100 mL	200	-	1,900.0
5439000	11/3/1999	4.7	4.7	0.0826	0.39	9220	78.1488%	Fecal		CFU/100 mL	200	-	1,900.0
5439000	11/12/1999	4.7	4.7	0.0826	0.39	9220	78.1488%	Fecal		CFU/100 mL	200	-	1,900.0
5439000	11/5/2000	4.7	4.7	0.0826	0.39	9220	78.1488%	Fecal		CFU/100 mL	200	-	1,900.0
5439000	7/24/2001	4.7	4.7	0.0826	0.39	9220	78.1488%	Fecal		CFU/100 mL	200	-	1,900.0
5439000	8/16/2001	4.7	4.7	0.0826	0.39	9220	78.1488%	Fecal		CFU/100 mL	200	-	1,900.0
5439000	9/14/2009	4.7	4.7	0.0826	0.39	9220	78.1488%	Fecal		CFU/100 mL	200	-	1,900.0
5439000	8/31/2010	4.7	4.7	0.0826	0.39	9220	78.1488%	Fecal		CFU/100 mL	200	-	1,900.0
5439000	8/25/2013	4.7	4.7	0.0826	0.39	9220	78.1488%	Fecal		CFU/100 mL	200	-	1,900.0
5439000	8/1/2018	4.7	4.7	0.0826	0.39	9220	78.1488%	Fecal		CFU/100 mL	200	-	1,900.0
5439000	1/24/2021	4.7	4.7	0.0826	0.39	9220	78.1488%	Fecal		CFU/100 mL	200	-	1,900.0
5439000	12/29/2010	4.69	4.69	0.0826	0.39	9240	78.3184%	Fecal		CFU/100 mL	200	-	1,896.0
5439000	8/2/2013	4.69	4.69	0.0826	0.39	9240	78.3184%	Fecal		CFU/100 mL	200	-	1,896.0
5439000	2/9/2015	4.68	4.68	0.0826	0.39	9242	78.3353%	Fecal		CFU/100 mL	200	-	1,892.0
5439000	12/2/2021	4.68	4.68	0.0826	0.39	9242	78.3353%	Fecal		CFU/100 mL	200	-	1,892.0
5439000	1/12/2004	4.67	4.67	0.0826	0.39	9244	78.3523%	Fecal		CFU/100 mL	200	-	1,887.9
5439000	11/5/2021	4.67	4.67	0.0826	0.39	9244	78.3523%	Fecal		CFU/100 mL	200	-	1,887.9
5439000	1/1/2022	4.67	4.67	0.0826	0.39	9244	78.3523%	Fecal		CFU/100 mL	200	-	1,887.9
5439000	6/28/2012	4.66	4.66	0.0826	0.38	9247	78.3777%	Fecal		CFU/100 mL	200	-	1,883.9
5439000	9/29/1994	4.64	4.64	0.0826	0.38	9248	78.3862%	Fecal		CFU/100 mL	200	-	1,875.8
5439000	11/20/2004	4.64	4.64	0.0826	0.38	9248	78.3862%	Fecal		CFU/100 mL	200	-	1,875.8
5439000	8/23/2015	4.63	4.63	0.0826	0.38	9250	78.4031%	Fecal		CFU/100 mL	200	-	1,871.7
5439000	1/12/2021	4.63	4.63	0.0826	0.38	9250	78.4031%	Fecal		CFU/100 mL	200	-	1,871.7
5439000	7/29/1994	4.62	4.62	0.0826	0.38	9252	78.4201%	Fecal		CFU/100 mL	200	-	1,867.7
5439000	9/2/2014	4.62	4.62	0.0826	0.38	9252	78.4201%	Fecal		CFU/100 mL	200	-	1,867.7
5439000	9/24/2015	4.62	4.62	0.0826	0.38	9252	78.4201%	Fecal		CFU/100 mL	200	-	1,867.7
5439000	12/18/2021	4.62	4.62	0.0826	0.38	9252	78.4201%	Fecal		CFU/100 mL	200	-	1,867.7
5439000	8/10/2008	4.61	4.61	0.0826	0.38	9256	78.4540%	Fecal		CFU/100 mL	200	-	1,863.7
5439000	9/9/2018	4.61	4.61	0.0826	0.38	9256	78.4540%	Fecal		CFU/100 mL	200	-	1,863.7
5439000	9/25/1990	4.6	4.6	0.0826	0.38	9258	78.4709%	Fecal		CFU/100 mL	200	-	1,859.6
5439000	7/12/1991	4.6	4.6	0.0826	0.38	9258	78.4709%	Fecal		CFU/100 mL	200	-	1,859.6
5439000	10/10/1991	4.6	4.6	0.0826	0.38	9258	78.4709%	Fecal		CFU/100 mL	200	-	1,859.6
5439000	10/4/1994	4.6	4.6	0.0826	0.38	9258	78.4709%	Fecal		CFU/100 mL	200	-	1,859.6
5439000	10/5/1994	4.6	4.6	0.0826	0.38	9258	78.4709%	Fecal		CFU/100 mL	200	-	1,859.6
5439000	8/6/1995	4.6	4.6	0.0826	0.38	9258	78.4709%	Fecal		CFU/100 mL	200	-	1,859.6
5439000	10/10/1995	4.6	4.6	0.0826	0.38	9258	78.4709%	Fecal		CFU/100 mL	200	-	1,859.6
5439000	1/31/1996	4.6	4.6	0.0826	0.38	9258	78.4709%	Fecal		CFU/100 mL	200	-	1,859.6
5439000	9/22/1996	4.6	4.6	0.0826	0.38	9258	78.4709%	Fecal		CFU/100 mL	200	-	1,859.6
5439000	9/17/1998	4.6	4.6	0.0826	0.38	9258	78.4709%	Fecal		CFU/100 mL	200	-	1,859.6
5439000	8/26/1999	4.6	4.6	0.0826	0.38	9258	78.4709%	Fecal		CFU/100 mL	200	-	1,859.6
5439000	11/2/1999	4.6	4.6	0.0826	0.38	9258	78.4709%	Fecal		CFU/100 mL	200	-	1,859.6
5439000	9/27/2001	4.6	4.6	0.0826	0.38	9258	78.4709%	Fecal		CFU/100 mL	200	-	1,859.6
5439000	11/3/2004	4.6	4.6	0.0826	0.38	9258	78.4709%	Fecal		CFU/100 mL	200	-	1,859.6
5439000	6/30/2005	4.6	4.6	0.0826	0.38	9258	78.4709%	Fecal		CFU/100 mL	200	-	1,859.6
5439000	2/10/2015	4.6	4.6	0.0826	0.38	9258	78.4709%	Fecal		CFU/100 mL	200	-	1,859.6
5439000	2/11/2015	4.6	4.6	0.0826	0.38	9258	78.4709%	Fecal		CFU/100 mL	200	-	1,859.6
5439000	2/12/2015	4.6	4.6	0.0826	0.38	9258	78.4709%	Fecal		CFU/100 mL	200	-	1,859.6
5439000	2/13/2015	4.6	4.6	0.0826	0.38	9258	78.4709%	Fecal		CFU/100 mL	200	-	1,859.6
5439000	2/14/2015	4.6	4.6	0.0826	0.38	9258	78.4709%	Fecal		CFU/100 mL	200	-	1,859.6
5439000	2/15/2015	4.6	4.6	0.0826	0.38	9258	78.4709%	Fecal		CFU/100 mL	200	-	1,859.6
5439000	2/16/2015	4.6	4.6	0.0826	0.38	9258	78.4709%	Fecal		CFU/100 mL	200	-	1,859.6
5439000	2/17/2015	4.6	4.6	0.0826	0.38	9258	78.4709%	Fecal		CFU/100 mL	200	-	1,859.6
5439000	12/16/2012	4.58	4.58	0.0826	0.38	9281	78.6659%	Fecal		CFU/100 mL	200	-	1,851.5
5439000	9/3/2015	4.58	4.58	0.0826	0.38	9281	78.6659%	Fecal		CFU/100 mL	200	-	1,851.5
5439000	10/22/2016	4.58	4.58	0.0826	0.38	9281	78.6659%	Fecal		CFU/100 mL	200	-	1,851.5
5439000	10/24/2004	4.57	4.57	0.0826	0.38	9284	78.6913%	Fecal		CFU/100 mL	200	-	1,847.5
5439000	2/18/2015	4.57	4.57	0.0826	0.38	9284	78.6913%	Fecal		CFU/100 mL	200	-	1,847.5
5439000	10/14/2016	4.57	4.57	0.0826	0.38	9284	78.6913%	Fecal		CFU/100 mL	200	-	1,847.5
5439000	8/24/2017	4.57	4.57	0.0826	0.38	9284	78.6913%	Fecal		CFU/100 mL	200	-	1,847.5
5439000	8/31/2011	4.55	4.55	0.0826	0.38	9288	78.7252%	Fecal		CFU/100 mL	200	-	1,839.4
5439000	12/17/2021	4.55	4.55	0.0826	0.38	9288	78.7252%	Fecal		CFU/100 mL	200	-	1,839.4
5439000	8/18/2014	4.54	4.54	0.0826	0.38	9290	78.7422%	Fecal		CFU/100 mL	200	-	1,835.4
5439000	8/19/2014	4.54	4.54	0.0826	0.38	9290	78.7422%	Fecal		CFU/100 mL	200	-	1,835.4
5439000	10/11/2006	4.53	4.53	0.0826	0.37	9292	78.7591%	Fecal		CFU/100 mL	200	-	1,831.3
5439000	8/30/2010	4.53	4.53	0.0826	0.37	9292	78.7591%	Fecal		CFU/100 mL	200	-	1,831.3
5439000	1/5/2022	4.53	4.53	0.0826	0.37	9292	78.7591%	Fecal		CFU/100 mL	200	-	1,831.3
5439000	8/27/2004	4.52	4.52	0.0826	0.37	9295	78.7845%	Fecal		CFU/100 mL	200	-	1,827.3
5439000	6/20/2005	4.52	4.52	0.0826	0.37	9295	78.7845%	Fecal		CFU/100 mL	200	-	1,827.3
5439000	1/12/2018	4.51	4.51	0.0826	0.37	9297	78.8015%	Fecal		CFU/100 mL	200	-	1,823.2
5439000	7/21/1991	4.5	4.5	0.0826	0.37	9298	78.8100%	Fecal		CFU/100 mL	200	-	1,819.2
5439000	7/29/1991	4.5	4.5	0.0826	0.37	9298	78.8100%	Fecal		CFU/100 mL	200	-	1,819.2
5439000	8/2/1991	4.5	4.5	0.0826	0.37	9298	78.8100%	Fecal		CFU/100 mL	200	-	1,819.2
5439000	9/17/1991	4.5	4.5	0.0826	0.37	9298	78.8100%	Fecal		CFU/100 mL	200	-	1,819.2
5439000	2/6/1996	4.5	4.5	0.0826	0.37	9298	78.8100%	Fecal		CFU/100 mL	200	-	1,819.2
5439000	11/18/1996	4.5	4.5	0.0826	0.37	9298	78.8100%	Fecal		CFU/100 mL	200	-	1,819.2
5439000	11/4/1999	4.5	4.5	0.0826	0.37	9298	78.8100%	Fecal		CFU/100 mL	200	-	1,819.2
5439000	8/25/2000	4.5	4.5	0.0826	0.37	9298	78.8100%	Fecal		CFU/100 mL	200	-	1,819.2
5439000	12/22/2004	4.5	4.5	0.0826	0.37	9298	78.8100%	Fecal		CFU/100 mL	200	-	1,819.2
5439000	10/28/2011	4.5	4.5	0.0826	0.37	9298	78.8100%	Fecal		CFU/100 mL	200	-	1,819.2
5439000	10/3/2016	4.49	4.49	0.0826	0.37	9308	78.8947%	Fecal		CFU/100 mL	200	-	1,815.2
5439000	11/3/2013	4.46	4.46	0.0826	0.37	9309	78.9032%	Fecal		CFU/100 mL	200	-	1,803.0
5439000	11/14/2014	4.46	4.46	0.0826	0.37	9309	78.9032%	Fecal		CFU/100 mL	200	-	1,803.0
5439000	10/25/2012	4.44	4.44	0.0826	0.37	9311	78.9202%	Fecal		CFU/100 mL	200	-	1,794.9
5439000	2/27/2014	4.44	4.44	0.0826	0.37	9311	78.9202%	Fecal		CFU/100 mL	200	-	1,794.9
5439000	8/17/2002	4.43	4.43	0.0826	0.37	9313	78.9371%	Fecal		CFU/100 mL	200	-	1,790.9
5439000	11/25/2004	4.42	4.42	0.0826	0.37	9314	78.9456%	Fecal		CFU/100 mL	200	-	1,786.9
5439000	10/21/2016	4.42	4.42	0.0826	0.37	9314	78.9456%	Fecal		CFU/100 mL	200	-	1,786.9

Gage ID	Date	Discharge (CFS)	Gage Discharge (less Surrogate NPDES) (CFS)	Watershed Area Ratio	Calculated flow (CFS)	Rank	Flow Exceedance %	Parameter	Results	Units (mg or micro_gram	Limit/Standard	Actual Load (million colonies/day)	Allowable Load (million colonies/day)
5439000	11/20/2003	4.41	4.41	0.0826	0.36	9316	78.9625%	Fecal		CFU/100 mL	200	-	1,782.8
5439000	10/15/2021	4.41	4.41	0.0826	0.36	9316	78.9625%	Fecal		CFU/100 mL	200	-	1,782.8
5439000	7/16/1991	4.4	4.4	0.0826	0.36	9318	78.9795%	Fecal		CFU/100 mL	200	-	1,778.8
5439000	8/3/1991	4.4	4.4	0.0826	0.36	9318	78.9795%	Fecal		CFU/100 mL	200	-	1,778.8
5439000	10/26/1991	4.4	4.4	0.0826	0.36	9318	78.9795%	Fecal		CFU/100 mL	200	-	1,778.8
5439000	8/11/1992	4.4	4.4	0.0826	0.36	9318	78.9795%	Fecal		CFU/100 mL	200	-	1,778.8
5439000	9/8/1992	4.4	4.4	0.0826	0.36	9318	78.9795%	Fecal		CFU/100 mL	200	-	1,778.8
5439000	10/2/1994	4.4	4.4	0.0826	0.36	9318	78.9795%	Fecal		CFU/100 mL	200	-	1,778.8
5439000	10/3/1994	4.4	4.4	0.0826	0.36	9318	78.9795%	Fecal		CFU/100 mL	200	-	1,778.8
5439000	8/1/1995	4.4	4.4	0.0826	0.36	9318	78.9795%	Fecal		CFU/100 mL	200	-	1,778.8
5439000	10/5/1995	4.4	4.4	0.0826	0.36	9318	78.9795%	Fecal		CFU/100 mL	200	-	1,778.8
5439000	11/10/1996	4.4	4.4	0.0826	0.36	9318	78.9795%	Fecal		CFU/100 mL	200	-	1,778.8
5439000	11/22/1996	4.4	4.4	0.0826	0.36	9318	78.9795%	Fecal		CFU/100 mL	200	-	1,778.8
5439000	1/13/2000	4.4	4.4	0.0826	0.36	9318	78.9795%	Fecal		CFU/100 mL	200	-	1,778.8
5439000	10/28/2010	4.4	4.4	0.0826	0.36	9318	78.9795%	Fecal		CFU/100 mL	200	-	1,778.8
5439000	8/15/2021	4.4	4.4	0.0826	0.36	9318	78.9795%	Fecal		CFU/100 mL	200	-	1,778.8
5439000	7/22/2006	4.39	4.39	0.0826	0.36	9332	79.0982%	Fecal		CFU/100 mL	200	-	1,774.7
5439000	12/25/2017	4.39	4.39	0.0826	0.36	9332	79.0982%	Fecal		CFU/100 mL	200	-	1,774.7
5439000	2/19/2015	4.37	4.37	0.0826	0.36	9334	79.1151%	Fecal		CFU/100 mL	200	-	1,766.6
5439000	8/7/2021	4.37	4.37	0.0826	0.36	9334	79.1151%	Fecal		CFU/100 mL	200	-	1,766.6
5439000	2/2/2006	4.36	4.36	0.0826	0.36	9336	79.1321%	Fecal		CFU/100 mL	200	-	1,762.6
5439000	12/19/2021	4.36	4.36	0.0826	0.36	9336	79.1321%	Fecal		CFU/100 mL	200	-	1,762.6
5439000	7/25/2012	4.35	4.35	0.0826	0.36	9338	79.1490%	Fecal		CFU/100 mL	200	-	1,758.6
5439000	1/15/2004	4.34	4.34	0.0826	0.36	9339	79.1575%	Fecal		CFU/100 mL	200	-	1,754.5
5439000	10/23/2016	4.34	4.34	0.0826	0.36	9339	79.1575%	Fecal		CFU/100 mL	200	-	1,754.5
5439000	6/21/2005	4.33	4.33	0.0826	0.36	9341	79.1744%	Fecal		CFU/100 mL	200	-	1,750.5
5439000	10/26/2012	4.33	4.33	0.0826	0.36	9341	79.1744%	Fecal		CFU/100 mL	200	-	1,750.5
5439000	10/15/2016	4.33	4.33	0.0826	0.36	9341	79.1744%	Fecal		CFU/100 mL	200	-	1,750.5
5439000	1/2/2022	4.33	4.33	0.0826	0.36	9341	79.1744%	Fecal		CFU/100 mL	200	-	1,750.5
5439000	11/11/2013	4.32	4.32	0.0826	0.36	9345	79.2083%	Fecal		CFU/100 mL	200	-	1,746.4
5439000	11/22/2013	4.32	4.32	0.0826	0.36	9345	79.2083%	Fecal		CFU/100 mL	200	-	1,746.4
5439000	8/7/2019	4.32	4.32	0.0826	0.36	9345	79.2083%	Fecal		CFU/100 mL	200	-	1,746.4
5439000	9/20/2002	4.31	4.31	0.0826	0.36	9348	79.2338%	Fecal		CFU/100 mL	200	-	1,742.4
5439000	11/15/2021	4.31	4.31	0.0826	0.36	9348	79.2338%	Fecal		CFU/100 mL	200	-	1,742.4
5439000	8/28/1991	4.3	4.3	0.0826	0.36	9350	79.2507%	Fecal		CFU/100 mL	200	-	1,738.3
5439000	8/12/1992	4.3	4.3	0.0826	0.36	9350	79.2507%	Fecal		CFU/100 mL	200	-	1,738.3
5439000	8/5/1994	4.3	4.3	0.0826	0.36	9350	79.2507%	Fecal		CFU/100 mL	200	-	1,738.3
5439000	10/4/1998	4.3	4.3	0.0826	0.36	9350	79.2507%	Fecal		CFU/100 mL	200	-	1,738.3
5439000	10/25/1999	4.3	4.3	0.0826	0.36	9350	79.2507%	Fecal		CFU/100 mL	200	-	1,738.3
5439000	1/9/2000	4.3	4.3	0.0826	0.36	9350	79.2507%	Fecal		CFU/100 mL	200	-	1,738.3
5439000	1/14/2000	4.3	4.3	0.0826	0.36	9350	79.2507%	Fecal		CFU/100 mL	200	-	1,738.3
5439000	1/15/2000	4.3	4.3	0.0826	0.36	9350	79.2507%	Fecal		CFU/100 mL	200	-	1,738.3
5439000	1/16/2000	4.3	4.3	0.0826	0.36	9350	79.2507%	Fecal		CFU/100 mL	200	-	1,738.3
5439000	1/17/2000	4.3	4.3	0.0826	0.36	9350	79.2507%	Fecal		CFU/100 mL	200	-	1,738.3
5439000	1/23/2000	4.3	4.3	0.0826	0.36	9350	79.2507%	Fecal		CFU/100 mL	200	-	1,738.3
5439000	12/28/2004	4.3	4.3	0.0826	0.36	9350	79.2507%	Fecal		CFU/100 mL	200	-	1,738.3
5439000	10/11/2001	4.29	4.29	0.0826	0.35	9362	79.3524%	Fecal		CFU/100 mL	200	-	1,734.3
5439000	11/3/2006	4.29	4.29	0.0826	0.35	9362	79.3524%	Fecal		CFU/100 mL	200	-	1,734.3
5439000	2/20/2015	4.29	4.29	0.0826	0.35	9362	79.3524%	Fecal		CFU/100 mL	200	-	1,734.3
5439000	2/21/2015	4.29	4.29	0.0826	0.35	9362	79.3524%	Fecal		CFU/100 mL	200	-	1,734.3
5439000	2/22/2015	4.29	4.29	0.0826	0.35	9362	79.3524%	Fecal		CFU/100 mL	200	-	1,734.3
5439000	8/27/2017	4.28	4.28	0.0826	0.35	9367	79.3948%	Fecal		CFU/100 mL	200	-	1,730.3
5439000	10/24/2016	4.27	4.27	0.0826	0.35	9368	79.4033%	Fecal		CFU/100 mL	200	-	1,726.2
5439000	8/9/2018	4.27	4.27	0.0826	0.35	9368	79.4033%	Fecal		CFU/100 mL	200	-	1,726.2
5439000	9/10/2018	4.27	4.27	0.0826	0.35	9368	79.4033%	Fecal		CFU/100 mL	200	-	1,726.2
5439000	8/29/2019	4.27	4.27	0.0826	0.35	9368	79.4033%	Fecal		CFU/100 mL	200	-	1,726.2
5439000	9/17/2020	4.27	4.27	0.0826	0.35	9368	79.4033%	Fecal		CFU/100 mL	200	-	1,726.2
5439000	1/4/2022	4.27	4.27	0.0826	0.35	9368	79.4033%	Fecal		CFU/100 mL	200	-	1,726.2
5439000	6/22/2005	4.26	4.26	0.0826	0.35	9374	79.4541%	Fecal		CFU/100 mL	200	-	1,722.2
5439000	8/8/2016	4.26	4.26	0.0826	0.35	9374	79.4541%	Fecal		CFU/100 mL	200	-	1,722.2
5439000	8/5/2019	4.26	4.26	0.0826	0.35	9374	79.4541%	Fecal		CFU/100 mL	200	-	1,722.2
5439000	8/16/2009	4.25	4.25	0.0826	0.35	9377	79.4796%	Fecal		CFU/100 mL	200	-	1,718.1
5439000	8/28/2010	4.25	4.25	0.0826	0.35	9377	79.4796%	Fecal		CFU/100 mL	200	-	1,718.1
5439000	9/17/2014	4.25	4.25	0.0826	0.35	9377	79.4796%	Fecal		CFU/100 mL	200	-	1,718.1
5439000	7/31/2003	4.24	4.24	0.0826	0.35	9380	79.5050%	Fecal		CFU/100 mL	200	-	1,714.1
5439000	8/29/2010	4.24	4.24	0.0826	0.35	9380	79.5050%	Fecal		CFU/100 mL	200	-	1,714.1
5439000	1/3/2022	4.24	4.24	0.0826	0.35	9380	79.5050%	Fecal		CFU/100 mL	200	-	1,714.1
5439000	9/3/2014	4.23	4.23	0.0826	0.35	9383	79.5304%	Fecal		CFU/100 mL	200	-	1,710.0
5439000	3/8/2015	4.23	4.23	0.0826	0.35	9383	79.5304%	Fecal		CFU/100 mL	200	-	1,710.0
5439000	11/6/2021	4.23	4.23	0.0826	0.35	9383	79.5304%	Fecal		CFU/100 mL	200	-	1,710.0
5439000	7/30/1994	4.22	4.22	0.0826	0.35	9386	79.5559%	Fecal		CFU/100 mL	200	-	1,706.0
5439000	1/1/2004	4.22	4.22	0.0826	0.35	9386	79.5559%	Fecal		CFU/100 mL	200	-	1,706.0
5439000	11/20/2014	4.22	4.22	0.0826	0.35	9386	79.5559%	Fecal		CFU/100 mL	200	-	1,706.0
5439000	11/28/2021	4.22	4.22	0.0826	0.35	9386	79.5559%	Fecal		CFU/100 mL	200	-	1,706.0
5439000	7/16/2006	4.21	4.21	0.0826	0.35	9390	79.5898%	Fecal		CFU/100 mL	200	-	1,702.0
5439000	11/19/2006	4.21	4.21	0.0826	0.35	9390	79.5898%	Fecal		CFU/100 mL	200	-	1,702.0
5439000	8/16/2019	4.21	4.21	0.0826	0.35	9390	79.5898%	Fecal		CFU/100 mL	200	-	1,702.0
5439000	12/25/2021	4.21	4.21	0.0826	0.35	9390	79.5898%	Fecal		CFU/100 mL	200	-	1,702.0
5439000	10/1/1994	4.2	4.2	0.0826	0.35	9394	79.6237%	Fecal		CFU/100 mL	200	-	1,697.9
5439000	7/31/1998	4.2	4.2	0.0826	0.35	9394	79.6237%	Fecal		CFU/100 mL	200	-	1,697.9
5439000	11/1/1999	4.2	4.2	0.0826	0.35	9394	79.6237%	Fecal		CFU/100 mL	200	-	1,697.9
5439000	11/24/1999	4.2	4.2	0.0826	0.35	9394	79.6237%	Fecal		CFU/100 mL	200	-	1,697.9
5439000	1/5/2000	4.2	4.2	0.0826	0.35	9394	79.6237%	Fecal		CFU/100 mL	200	-	1,697.9
5439000	1/18/2000	4.2	4.2	0.0826	0.35	9394	79.6237%	Fecal		CFU/100 mL	200	-	1,697.9
5439000	1/22/2000	4.2	4.2	0.0826	0.35	9394	79.6237%	Fecal		CFU/100 mL	200	-	1,697.9
5439000	1/24/2000	4.2	4.2	0.0826	0.35	9394	79.6237%	Fecal		CFU/100 mL	200	-	1,697.9
5439000	8/22/2000	4.2	4.2	0.0826	0.35	9394	79.6237%	Fecal		CFU/100 mL	200	-	1,697.9
5439000	8/26/2000	4.2	4.2	0.0826	0.35	9394	79.6237%	Fecal		CFU/100 mL	200	-	1,697.9
5439000	12/23/2004	4.2	4.2	0.0826	0.35	9394	79.6237%	Fecal		CFU/100 mL	200	-	1,697.9
5439000	4/18/2003	4.19	4.19	0.0826	0.35	9405	79.7169%	Fecal		CFU/100 mL	200	-	1,693.9
5439000	10/4/2006	4.19	4.19	0.0826	0.35	9405	79.7169%	Fecal		CFU/100 mL	200	-	1,693.9
5439000	9/13/2015	4.19	4.19	0.0826	0.35	9405	79.7169%	Fecal		CFU/100 mL	200	-	1,693.9
5439000	8/5/2020	4.19	4.19	0.0826	0.35	9405	79.7169%	Fecal		CFU/100 mL	200	-	1,693.9
5439000	10/21/2006	4.18	4.18	0.0826	0.35	9409	79.7508%	Fecal		CFU/100 mL	200	-	1,689.8
5439000	8/3/2013	4.18	4.18	0.0826	0.35	9409	79.7508%	Fecal		CFU/100 mL	200	-	1,689.8
5439000	8/27/2010	4.16	4.16	0.0826	0.34	9411	79.7678%	Fecal		CFU/100 mL	200	-	1,681.7
5439000	8/3/1994	4.15	4.15	0.0826	0.34	9412	79.7762%	Fecal		CFU/100 mL	200	-	1,677.7
5439000	8/17/2012	4.15	4.15	0.0826	0.34	9412	79.7762%	Fecal		CFU/100 mL	200	-	1,677.7
5439000	2/23/2015	4.15	4.15	0.0826	0.34	9412	79.7762%	Fecal		CFU/100 mL	200	-	1,677.7
5439000	7/16/2002	4.14	4.14	0.0826	0.34	9415	79.8017%	Fecal		CFU/100 mL	200	-	1,673.7
5439000	11/15/2014	4.14	4.14	0.0826	0.34	9415	79.8017%	Fecal		CFU/100 mL	200	-	1,673.7
5439000	8/28/1994	4.13	4.13	0.0826	0.34	9417	79.8186%	Fecal		CFU/100 mL	200	-	1,669.6
5439000	10/4/2016	4.13	4.13	0.0826	0.34	9417	79.8186%	Fecal		CFU/100 mL	200	-	1,669.6
5439000	2/28/2014	4.12	4.12	0.0826	0.34	9419	79.8356%	Fecal		CFU/100 mL	200	-	1,665.6
5439000	3/7/2015	4.12	4.12	0.0826	0.34	9419	79.8356%	Fecal		CFU/100 mL	200	-	1,665.6
5439000	1/10/2018	4.12	4.12	0.0826	0.34	9419	79.8356%	Fecal		CFU/100 mL	200	-	1,665.6
5439000	8/21/2005	4.11	4.11	0.0826	0.34	9422	79.8610%	Fecal		CFU/100 mL	200	-	1,661.5
5439000	1/11/2018	4.11	4.11	0.0826	0.34	9422	79.8610%	Fecal		CFU/100 mL	200	-	1,661.5
5439000	8/8/2021	4.11	4.11	0.0826	0.34	9422	79.8610%	Fecal		CFU/100 mL	200	-	1,661.5
5439000	9/26/1990	4.1	4.1	0.0826	0.34	9425	79.8864%	Fecal		CFU/100 mL	200	-	1,657.5
5439000	8/14/1991	4.1	4.1	0.0826	0.34	9425	79.8864%	Fecal		CFU/100 mL	200	-	1,657.5
5439000	8/31/1994	4.1	4.1	0.0826	0.34	9425	79.8864%	Fecal		CFU/100 mL	200	-	1,657.5
5439000	10/30/1995	4.1	4.1	0.0826	0.34	9425	79.8864%	Fecal		CFU/100 mL	200	-	1,657.5
5439000	11/23/1996	4.1	4.1	0.0826	0.34	9425	79.8864%	Fecal		CFU/100 mL	200	-	1,657.5
5439000	8/11/1998	4.1	4.1	0.0826	0.34	9425	79.8864%	Fecal		CFU/100 mL	200	-	1,657.5

Gage ID	Date	Discharge (CFS)	Gage Discharge (less Surrogate NPDES) (CFS)	Watershed Area Ratio	Calculated flow (CFS)	Rank	Flow Exceedance %	Parameter	Results	Units (mg or micro_gram	Limit/Standard	Actual Load (million colonies/day)	Allowable Load (million colonies/day)
5439000	7/31/1999	4.1	4.1	0.0826	0.34	9425	79.8864%	Fecal		CFU/100 mL	200	-	1,657.5
5439000	11/5/1999	4.1	4.1	0.0826	0.34	9425	79.8864%	Fecal		CFU/100 mL	200	-	1,657.5
5439000	11/6/1999	4.1	4.1	0.0826	0.34	9425	79.8864%	Fecal		CFU/100 mL	200	-	1,657.5
5439000	11/23/1999	4.1	4.1	0.0826	0.34	9425	79.8864%	Fecal		CFU/100 mL	200	-	1,657.5
5439000	1/19/2000	4.1	4.1	0.0826	0.34	9425	79.8864%	Fecal		CFU/100 mL	200	-	1,657.5
5439000	9/25/2009	4.1	4.1	0.0826	0.34	9425	79.8864%	Fecal		CFU/100 mL	200	-	1,657.5
5439000	8/10/2018	4.1	4.1	0.0826	0.34	9425	79.8864%	Fecal		CFU/100 mL	200	-	1,657.5
5439000	12/20/2021	4.09	4.09	0.0826	0.34	9438	79.9966%	Fecal		CFU/100 mL	200	-	1,653.4
5439000	10/25/2002	4.07	4.07	0.0826	0.34	9439	80.0051%	Fecal		CFU/100 mL	200	-	1,645.4
5439000	1/11/2004	4.07	4.07	0.0826	0.34	9439	80.0051%	Fecal		CFU/100 mL	200	-	1,645.4
5439000	11/24/2010	4.07	4.07	0.0826	0.34	9439	80.0051%	Fecal		CFU/100 mL	200	-	1,645.4
5439000	2/24/2015	4.07	4.07	0.0826	0.34	9439	80.0051%	Fecal		CFU/100 mL	200	-	1,645.4
5439000	12/24/2021	4.07	4.07	0.0826	0.34	9439	80.0051%	Fecal		CFU/100 mL	200	-	1,645.4
5439000	2/3/2006	4.06	4.06	0.0826	0.34	9444	80.0475%	Fecal		CFU/100 mL	200	-	1,641.3
5439000	10/29/2011	4.06	4.06	0.0826	0.34	9444	80.0475%	Fecal		CFU/100 mL	200	-	1,641.3
5439000	7/9/2012	4.05	4.05	0.0826	0.33	9446	80.0644%	Fecal		CFU/100 mL	200	-	1,637.3
5439000	10/25/2016	4.05	4.05	0.0826	0.33	9446	80.0644%	Fecal		CFU/100 mL	200	-	1,637.3
5439000	8/25/2017	4.05	4.05	0.0826	0.33	9446	80.0644%	Fecal		CFU/100 mL	200	-	1,637.3
5439000	8/2/2018	4.03	4.03	0.0826	0.33	9449	80.0898%	Fecal		CFU/100 mL	200	-	1,629.2
5439000	7/5/2005	4.01	4.01	0.0826	0.33	9450	80.0983%	Fecal		CFU/100 mL	200	-	1,621.1
5439000	12/21/2021	4.01	4.01	0.0826	0.33	9450	80.0983%	Fecal		CFU/100 mL	200	-	1,621.1
5439000	7/13/1991	4	4	0.0826	0.33	9452	80.1153%	Fecal		CFU/100 mL	200	-	1,617.1
5439000	7/19/1991	4	4	0.0826	0.33	9452	80.1153%	Fecal		CFU/100 mL	200	-	1,617.1
5439000	7/26/1991	4	4	0.0826	0.33	9452	80.1153%	Fecal		CFU/100 mL	200	-	1,617.1
5439000	9/1/1991	4	4	0.0826	0.33	9452	80.1153%	Fecal		CFU/100 mL	200	-	1,617.1
5439000	11/21/1996	4	4	0.0826	0.33	9452	80.1153%	Fecal		CFU/100 mL	200	-	1,617.1
5439000	10/26/1999	4	4	0.0826	0.33	9452	80.1153%	Fecal		CFU/100 mL	200	-	1,617.1
5439000	11/19/1999	4	4	0.0826	0.33	9452	80.1153%	Fecal		CFU/100 mL	200	-	1,617.1
5439000	12/22/1999	4	4	0.0826	0.33	9452	80.1153%	Fecal		CFU/100 mL	200	-	1,617.1
5439000	1/21/2000	4	4	0.0826	0.33	9452	80.1153%	Fecal		CFU/100 mL	200	-	1,617.1
5439000	1/25/2000	4	4	0.0826	0.33	9452	80.1153%	Fecal		CFU/100 mL	200	-	1,617.1
5439000	2/1/2000	4	4	0.0826	0.33	9452	80.1153%	Fecal		CFU/100 mL	200	-	1,617.1
5439000	2/20/2000	4	4	0.0826	0.33	9452	80.1153%	Fecal		CFU/100 mL	200	-	1,617.1
5439000	9/10/2001	4	4	0.0826	0.33	9452	80.1153%	Fecal		CFU/100 mL	200	-	1,617.1
5439000	12/27/2004	4	4	0.0826	0.33	9452	80.1153%	Fecal		CFU/100 mL	200	-	1,617.1
5439000	8/14/2009	4	4	0.0826	0.33	9452	80.1153%	Fecal		CFU/100 mL	200	-	1,617.1
5439000	1/14/2013	4	4	0.0826	0.33	9452	80.1153%	Fecal		CFU/100 mL	200	-	1,617.1
5439000	2/25/2015	4	4	0.0826	0.33	9452	80.1153%	Fecal		CFU/100 mL	200	-	1,617.1
5439000	6/23/2005	3.99	3.99	0.0826	0.33	9469	80.2594%	Fecal		CFU/100 mL	200	-	1,613.0
5439000	12/26/2021	3.99	3.99	0.0826	0.33	9469	80.2594%	Fecal		CFU/100 mL	200	-	1,613.0
5439000	8/30/2011	3.98	3.98	0.0826	0.33	9471	80.2763%	Fecal		CFU/100 mL	200	-	1,609.0
5439000	8/16/2011	3.95	3.95	0.0826	0.33	9472	80.2848%	Fecal		CFU/100 mL	200	-	1,596.8
5439000	3/1/2014	3.95	3.95	0.0826	0.33	9472	80.2848%	Fecal		CFU/100 mL	200	-	1,596.8
5439000	9/13/2016	3.95	3.95	0.0826	0.33	9472	80.2848%	Fecal		CFU/100 mL	200	-	1,596.8
5439000	11/16/2021	3.95	3.95	0.0826	0.33	9472	80.2848%	Fecal		CFU/100 mL	200	-	1,596.8
5439000	3/2/2014	3.94	3.94	0.0826	0.33	9476	80.3187%	Fecal		CFU/100 mL	200	-	1,592.8
5439000	2/26/2015	3.93	3.93	0.0826	0.32	9477	80.3272%	Fecal		CFU/100 mL	200	-	1,588.8
5439000	2/27/2015	3.93	3.93	0.0826	0.32	9477	80.3272%	Fecal		CFU/100 mL	200	-	1,588.8
5439000	2/28/2015	3.93	3.93	0.0826	0.32	9477	80.3272%	Fecal		CFU/100 mL	200	-	1,588.8
5439000	3/6/2015	3.93	3.93	0.0826	0.32	9477	80.3272%	Fecal		CFU/100 mL	200	-	1,588.8
5439000	10/5/2016	3.93	3.93	0.0826	0.32	9477	80.3272%	Fecal		CFU/100 mL	200	-	1,588.8
5439000	8/6/2020	3.93	3.93	0.0826	0.32	9477	80.3272%	Fecal		CFU/100 mL	200	-	1,588.8
5439000	9/18/2020	3.93	3.93	0.0826	0.32	9477	80.3272%	Fecal		CFU/100 mL	200	-	1,588.8
5439000	11/21/2014	3.92	3.92	0.0826	0.32	9484	80.3865%	Fecal		CFU/100 mL	200	-	1,584.7
5439000	8/17/2019	3.91	3.91	0.0826	0.32	9485	80.3950%	Fecal		CFU/100 mL	200	-	1,580.7
5439000	8/22/2019	3.91	3.91	0.0826	0.32	9485	80.3950%	Fecal		CFU/100 mL	200	-	1,580.7
5439000	7/20/1991	3.9	3.9	0.0826	0.32	9487	80.4119%	Fecal		CFU/100 mL	200	-	1,576.6
5439000	7/25/1991	3.9	3.9	0.0826	0.32	9487	80.4119%	Fecal		CFU/100 mL	200	-	1,576.6
5439000	8/31/1992	3.9	3.9	0.0826	0.32	9487	80.4119%	Fecal		CFU/100 mL	200	-	1,576.6
5439000	9/30/1994	3.9	3.9	0.0826	0.32	9487	80.4119%	Fecal		CFU/100 mL	200	-	1,576.6
5439000	10/6/1994	3.9	3.9	0.0826	0.32	9487	80.4119%	Fecal		CFU/100 mL	200	-	1,576.6
5439000	11/11/1996	3.9	3.9	0.0826	0.32	9487	80.4119%	Fecal		CFU/100 mL	200	-	1,576.6
5439000	7/17/1997	3.9	3.9	0.0826	0.32	9487	80.4119%	Fecal		CFU/100 mL	200	-	1,576.6
5439000	11/9/1999	3.9	3.9	0.0826	0.32	9487	80.4119%	Fecal		CFU/100 mL	200	-	1,576.6
5439000	12/3/1999	3.9	3.9	0.0826	0.32	9487	80.4119%	Fecal		CFU/100 mL	200	-	1,576.6
5439000	1/26/2000	3.9	3.9	0.0826	0.32	9487	80.4119%	Fecal		CFU/100 mL	200	-	1,576.6
5439000	1/31/2000	3.9	3.9	0.0826	0.32	9487	80.4119%	Fecal		CFU/100 mL	200	-	1,576.6
5439000	8/23/2000	3.9	3.9	0.0826	0.32	9487	80.4119%	Fecal		CFU/100 mL	200	-	1,576.6
5439000	8/29/2000	3.9	3.9	0.0826	0.32	9487	80.4119%	Fecal		CFU/100 mL	200	-	1,576.6
5439000	1/2/2004	3.9	3.9	0.0826	0.32	9487	80.4119%	Fecal		CFU/100 mL	200	-	1,576.6
5439000	12/24/2004	3.9	3.9	0.0826	0.32	9487	80.4119%	Fecal		CFU/100 mL	200	-	1,576.6
5439000	7/1/2005	3.9	3.9	0.0826	0.32	9487	80.4119%	Fecal		CFU/100 mL	200	-	1,576.6
5439000	8/16/2021	3.9	3.9	0.0826	0.32	9487	80.4119%	Fecal		CFU/100 mL	200	-	1,576.6
5439000	10/6/2001	3.88	3.88	0.0826	0.32	9504	80.5560%	Fecal		CFU/100 mL	200	-	1,568.5
5439000	10/13/2012	3.88	3.88	0.0826	0.32	9504	80.5560%	Fecal		CFU/100 mL	200	-	1,568.5
5439000	12/26/2017	3.88	3.88	0.0826	0.32	9504	80.5560%	Fecal		CFU/100 mL	200	-	1,568.5
5439000	3/3/2014	3.87	3.87	0.0826	0.32	9507	80.5815%	Fecal		CFU/100 mL	200	-	1,564.5
5439000	3/1/2015	3.87	3.87	0.0826	0.32	9507	80.5815%	Fecal		CFU/100 mL	200	-	1,564.5
5439000	3/2/2015	3.87	3.87	0.0826	0.32	9507	80.5815%	Fecal		CFU/100 mL	200	-	1,564.5
5439000	3/3/2015	3.87	3.87	0.0826	0.32	9507	80.5815%	Fecal		CFU/100 mL	200	-	1,564.5
5439000	3/4/2015	3.87	3.87	0.0826	0.32	9507	80.5815%	Fecal		CFU/100 mL	200	-	1,564.5
5439000	3/5/2015	3.87	3.87	0.0826	0.32	9507	80.5815%	Fecal		CFU/100 mL	200	-	1,564.5
5439000	8/13/2016	3.87	3.87	0.0826	0.32	9507	80.5815%	Fecal		CFU/100 mL	200	-	1,564.5
5439000	11/6/2003	3.86	3.86	0.0826	0.32	9514	80.6408%	Fecal		CFU/100 mL	200	-	1,560.5
5439000	7/23/2006	3.84	3.84	0.0826	0.32	9515	80.6493%	Fecal		CFU/100 mL	200	-	1,552.4
5439000	9/15/2009	3.82	3.82	0.0826	0.32	9516	80.6577%	Fecal		CFU/100 mL	200	-	1,544.3
5439000	9/6/2012	3.82	3.82	0.0826	0.32	9516	80.6577%	Fecal		CFU/100 mL	200	-	1,544.3
5439000	8/3/2018	3.82	3.82	0.0826	0.32	9516	80.6577%	Fecal		CFU/100 mL	200	-	1,544.3
5439000	9/21/2021	3.81	3.81	0.0826	0.31	9519	80.6832%	Fecal		CFU/100 mL	200	-	1,540.3
5439000	8/17/1991	3.8	3.8	0.0826	0.31	9520	80.6916%	Fecal		CFU/100 mL	200	-	1,536.2
5439000	8/26/1991	3.8	3.8	0.0826	0.31	9520	80.6916%	Fecal		CFU/100 mL	200	-	1,536.2
5439000	10/28/1991	3.8	3.8	0.0826	0.31	9520	80.6916%	Fecal		CFU/100 mL	200	-	1,536.2
5439000	9/24/1996	3.8	3.8	0.0826	0.31	9520	80.6916%	Fecal		CFU/100 mL	200	-	1,536.2
5439000	8/30/1998	3.8	3.8	0.0826	0.31	9520	80.6916%	Fecal		CFU/100 mL	200	-	1,536.2
5439000	10/28/1999	3.8	3.8	0.0826	0.31	9520	80.6916%	Fecal		CFU/100 mL	200	-	1,536.2
5439000	11/8/1999	3.8	3.8	0.0826	0.31	9520	80.6916%	Fecal		CFU/100 mL	200	-	1,536.2
5439000	11/13/1999	3.8	3.8	0.0826	0.31	9520	80.6916%	Fecal		CFU/100 mL	200	-	1,536.2
5439000	1/20/2000	3.8	3.8	0.0826	0.31	9520	80.6916%	Fecal		CFU/100 mL	200	-	1,536.2
5439000	1/30/2000	3.8	3.8	0.0826	0.31	9520	80.6916%	Fecal		CFU/100 mL	200	-	1,536.2
5439000	2/2/2000	3.8	3.8	0.0826	0.31	9520	80.6916%	Fecal		CFU/100 mL	200	-	1,536.2
5439000	8/24/2000	3.8	3.8	0.0826	0.31	9520	80.6916%	Fecal		CFU/100 mL	200	-	1,536.2
5439000	9/21/2000	3.8	3.8	0.0826	0.31	9520	80.6916%	Fecal		CFU/100 mL	200	-	1,536.2
5439000	9/28/2001	3.8	3.8	0.0826	0.31	9520	80.6916%	Fecal		CFU/100 mL	200	-	1,536.2
5439000	12/25/2004	3.8	3.8	0.0826	0.31	9520	80.6916%	Fecal		CFU/100 mL	200	-	1,536.2
5439000	12/26/2004	3.8	3.8	0.0826	0.31	9520	80.6916%	Fecal		CFU/100 mL	200	-	1,536.2
5439000	10/25/2006	3.8	3.8	0.0826	0.31	9520	80.6916%	Fecal		CFU/100 mL	200	-	1,536.2
5439000	9/11/2018	3.79	3.79	0.0826	0.31	9537	80.8357%	Fecal		CFU/100 mL	200	-	1,532.2
5439000	6/24/2005	3.78	3.78	0.0826	0.31	9538	80.8442%	Fecal		CFU/100 mL	200	-	1,528.1
5439000	9/26/2009	3.78	3.78	0.0826	0.31	9538	80.8442%	Fecal		CFU/100 mL	200	-	1,528.1
5439000	9/19/2014	3.78	3.78	0.0826	0.31	9538	80.8442%	Fecal		CFU/100 mL	200	-	1,528.1
5439000	11/19/2014	3.78	3.78	0.0826	0.31	9538	80.8442%	Fecal		CFU/100 mL	200	-	1,528.1
5439000	10/24/2006	3.77	3.77	0.0826	0.31	9542	80.8781%	Fecal		CFU/100 mL	200	-	1,524.1
5439000	10/8/2014	3.77	3.77	0.0826	0.31	9542	80.8781%	Fecal		CFU/100 mL	200	-	1,524.1
5439000	10/8/2021	3.77	3.77	0.0826	0.31	9542	80.8781%	Fecal		CFU/100 mL	200	-	1,524.1
5439000	3/4/2014	3.76	3.76	0.0826	0.31	9545	80.9035%	Fecal		CFU/100 mL	200	-	1,520.0

Gage ID	Date	Discharge (CFS)	Gage Discharge (less Surrogate NPDES) (CFS)	Watershed Area Ratio	Calculated flow (CFS)	Rank	Flow Exceedance %	Parameter	Results	Units (mg or micro_gram	Limit/Standard	Actual Load (million colonies/day)	Allowable Load (million colonies/day)
5439000	3/5/2014	3.76	3.76	0.0826	0.31	9545	80.9035%	Fecal		CFU/100 mL	200	-	1,520.0
5439000	3/6/2014	3.76	3.76	0.0826	0.31	9545	80.9035%	Fecal		CFU/100 mL	200	-	1,520.0
5439000	3/7/2014	3.76	3.76	0.0826	0.31	9545	80.9035%	Fecal		CFU/100 mL	200	-	1,520.0
5439000	3/8/2014	3.76	3.76	0.0826	0.31	9545	80.9035%	Fecal		CFU/100 mL	200	-	1,520.0
5439000	8/28/2017	3.76	3.76	0.0826	0.31	9545	80.9035%	Fecal		CFU/100 mL	200	-	1,520.0
5439000	12/9/2021	3.76	3.76	0.0826	0.31	9545	80.9035%	Fecal		CFU/100 mL	200	-	1,520.0
5439000	7/26/2004	3.75	3.75	0.0826	0.31	9552	80.9629%	Fecal		CFU/100 mL	200	-	1,516.0
5439000	1/11/2021	3.75	3.75	0.0826	0.31	9552	80.9629%	Fecal		CFU/100 mL	200	-	1,516.0
5439000	9/8/2010	3.74	3.74	0.0826	0.31	9554	80.9798%	Fecal		CFU/100 mL	200	-	1,512.0
5439000	11/4/2013	3.74	3.74	0.0826	0.31	9554	80.9798%	Fecal		CFU/100 mL	200	-	1,512.0
5439000	12/6/2021	3.74	3.74	0.0826	0.31	9554	80.9798%	Fecal		CFU/100 mL	200	-	1,512.0
5439000	8/9/2016	3.73	3.73	0.0826	0.31	9557	81.0053%	Fecal		CFU/100 mL	200	-	1,507.9
5439000	8/15/2009	3.72	3.72	0.0826	0.31	9558	81.0137%	Fecal		CFU/100 mL	200	-	1,503.9
5439000	8/4/2006	3.71	3.71	0.0826	0.31	9559	81.0222%	Fecal		CFU/100 mL	200	-	1,499.8
5439000	9/2/1992	3.7	3.7	0.0826	0.31	9560	81.0307%	Fecal		CFU/100 mL	200	-	1,495.8
5439000	2/1/1996	3.7	3.7	0.0826	0.31	9560	81.0307%	Fecal		CFU/100 mL	200	-	1,495.8
5439000	10/6/1996	3.7	3.7	0.0826	0.31	9560	81.0307%	Fecal		CFU/100 mL	200	-	1,495.8
5439000	10/10/1998	3.7	3.7	0.0826	0.31	9560	81.0307%	Fecal		CFU/100 mL	200	-	1,495.8
5439000	10/27/1999	3.7	3.7	0.0826	0.31	9560	81.0307%	Fecal		CFU/100 mL	200	-	1,495.8
5439000	11/27/1999	3.7	3.7	0.0826	0.31	9560	81.0307%	Fecal		CFU/100 mL	200	-	1,495.8
5439000	1/6/2000	3.7	3.7	0.0826	0.31	9560	81.0307%	Fecal		CFU/100 mL	200	-	1,495.8
5439000	1/8/2000	3.7	3.7	0.0826	0.31	9560	81.0307%	Fecal		CFU/100 mL	200	-	1,495.8
5439000	1/27/2000	3.7	3.7	0.0826	0.31	9560	81.0307%	Fecal		CFU/100 mL	200	-	1,495.8
5439000	1/29/2000	3.7	3.7	0.0826	0.31	9560	81.0307%	Fecal		CFU/100 mL	200	-	1,495.8
5439000	2/10/2000	3.7	3.7	0.0826	0.31	9560	81.0307%	Fecal		CFU/100 mL	200	-	1,495.8
5439000	2/11/2000	3.7	3.7	0.0826	0.31	9560	81.0307%	Fecal		CFU/100 mL	200	-	1,495.8
5439000	2/13/2000	3.7	3.7	0.0826	0.31	9560	81.0307%	Fecal		CFU/100 mL	200	-	1,495.8
5439000	10/9/2001	3.7	3.7	0.0826	0.31	9560	81.0307%	Fecal		CFU/100 mL	200	-	1,495.8
5439000	11/12/2013	3.7	3.7	0.0826	0.31	9560	81.0307%	Fecal		CFU/100 mL	200	-	1,495.8
5439000	10/30/2013	3.69	3.69	0.0826	0.30	9575	81.1578%	Fecal		CFU/100 mL	200	-	1,491.7
5439000	11/9/2021	3.69	3.69	0.0826	0.30	9575	81.1578%	Fecal		CFU/100 mL	200	-	1,491.7
5439000	8/28/2002	3.68	3.68	0.0826	0.30	9577	81.1748%	Fecal		CFU/100 mL	200	-	1,487.7
5439000	11/7/2021	3.68	3.68	0.0826	0.30	9577	81.1748%	Fecal		CFU/100 mL	200	-	1,487.7
5439000	8/7/2020	3.67	3.67	0.0826	0.30	9579	81.1917%	Fecal		CFU/100 mL	200	-	1,483.7
5439000	11/29/2021	3.67	3.67	0.0826	0.30	9579	81.1917%	Fecal		CFU/100 mL	200	-	1,483.7
5439000	11/30/2021	3.65	3.65	0.0826	0.30	9581	81.2087%	Fecal		CFU/100 mL	200	-	1,475.6
5439000	9/6/2008	3.64	3.64	0.0826	0.30	9582	81.2172%	Fecal		CFU/100 mL	200	-	1,471.5
5439000	9/12/2018	3.64	3.64	0.0826	0.30	9582	81.2172%	Fecal		CFU/100 mL	200	-	1,471.5
5439000	11/8/2021	3.64	3.64	0.0826	0.30	9582	81.2172%	Fecal		CFU/100 mL	200	-	1,471.5
5439000	12/23/2021	3.64	3.64	0.0826	0.30	9582	81.2172%	Fecal		CFU/100 mL	200	-	1,471.5
5439000	9/2/2019	3.63	3.63	0.0826	0.30	9586	81.2511%	Fecal		CFU/100 mL	200	-	1,467.5
5439000	12/22/2021	3.63	3.63	0.0826	0.30	9586	81.2511%	Fecal		CFU/100 mL	200	-	1,467.5
5439000	7/26/2006	3.62	3.62	0.0826	0.30	9588	81.2680%	Fecal		CFU/100 mL	200	-	1,463.4
5439000	11/4/2006	3.62	3.62	0.0826	0.30	9588	81.2680%	Fecal		CFU/100 mL	200	-	1,463.4
5439000	10/18/1991	3.6	3.6	0.0826	0.30	9590	81.2850%	Fecal		CFU/100 mL	200	-	1,455.4
5439000	8/28/1992	3.6	3.6	0.0826	0.30	9590	81.2850%	Fecal		CFU/100 mL	200	-	1,455.4
5439000	8/10/1995	3.6	3.6	0.0826	0.30	9590	81.2850%	Fecal		CFU/100 mL	200	-	1,455.4
5439000	10/2/1996	3.6	3.6	0.0826	0.30	9590	81.2850%	Fecal		CFU/100 mL	200	-	1,455.4
5439000	10/3/1996	3.6	3.6	0.0826	0.30	9590	81.2850%	Fecal		CFU/100 mL	200	-	1,455.4
5439000	10/24/1996	3.6	3.6	0.0826	0.30	9590	81.2850%	Fecal		CFU/100 mL	200	-	1,455.4
5439000	11/12/1996	3.6	3.6	0.0826	0.30	9590	81.2850%	Fecal		CFU/100 mL	200	-	1,455.4
5439000	7/22/1997	3.6	3.6	0.0826	0.30	9590	81.2850%	Fecal		CFU/100 mL	200	-	1,455.4
5439000	7/24/1997	3.6	3.6	0.0826	0.30	9590	81.2850%	Fecal		CFU/100 mL	200	-	1,455.4
5439000	10/29/1997	3.6	3.6	0.0826	0.30	9590	81.2850%	Fecal		CFU/100 mL	200	-	1,455.4
5439000	8/1/1998	3.6	3.6	0.0826	0.30	9590	81.2850%	Fecal		CFU/100 mL	200	-	1,455.4
5439000	11/10/1999	3.6	3.6	0.0826	0.30	9590	81.2850%	Fecal		CFU/100 mL	200	-	1,455.4
5439000	11/16/1999	3.6	3.6	0.0826	0.30	9590	81.2850%	Fecal		CFU/100 mL	200	-	1,455.4
5439000	12/23/1999	3.6	3.6	0.0826	0.30	9590	81.2850%	Fecal		CFU/100 mL	200	-	1,455.4
5439000	1/28/2000	3.6	3.6	0.0826	0.30	9590	81.2850%	Fecal		CFU/100 mL	200	-	1,455.4
5439000	2/3/2000	3.6	3.6	0.0826	0.30	9590	81.2850%	Fecal		CFU/100 mL	200	-	1,455.4
5439000	2/14/2000	3.6	3.6	0.0826	0.30	9590	81.2850%	Fecal		CFU/100 mL	200	-	1,455.4
5439000	2/16/2000	3.6	3.6	0.0826	0.30	9590	81.2850%	Fecal		CFU/100 mL	200	-	1,455.4
5439000	8/30/2000	3.6	3.6	0.0826	0.30	9590	81.2850%	Fecal		CFU/100 mL	200	-	1,455.4
5439000	7/18/2001	3.6	3.6	0.0826	0.30	9590	81.2850%	Fecal		CFU/100 mL	200	-	1,455.4
5439000	7/19/2001	3.6	3.6	0.0826	0.30	9590	81.2850%	Fecal		CFU/100 mL	200	-	1,455.4
5439000	1/3/2004	3.6	3.6	0.0826	0.30	9590	81.2850%	Fecal		CFU/100 mL	200	-	1,455.4
5439000	6/25/2005	3.6	3.6	0.0826	0.30	9590	81.2850%	Fecal		CFU/100 mL	200	-	1,455.4
5439000	8/22/2008	3.6	3.6	0.0826	0.30	9590	81.2850%	Fecal		CFU/100 mL	200	-	1,455.4
5439000	9/19/2011	3.6	3.6	0.0826	0.30	9590	81.2850%	Fecal		CFU/100 mL	200	-	1,455.4
5439000	9/7/2012	3.6	3.6	0.0826	0.30	9590	81.2850%	Fecal		CFU/100 mL	200	-	1,455.4
5439000	8/18/2019	3.6	3.6	0.0826	0.30	9590	81.2850%	Fecal		CFU/100 mL	200	-	1,455.4
5439000	3/22/2003	3.59	3.59	0.0826	0.30	9617	81.5138%	Fecal		CFU/100 mL	200	-	1,451.3
5439000	10/18/2006	3.59	3.59	0.0826	0.30	9617	81.5138%	Fecal		CFU/100 mL	200	-	1,451.3
5439000	8/12/2020	3.59	3.59	0.0826	0.30	9617	81.5138%	Fecal		CFU/100 mL	200	-	1,451.3
5439000	9/19/2020	3.59	3.59	0.0826	0.30	9617	81.5138%	Fecal		CFU/100 mL	200	-	1,451.3
5439000	12/3/2021	3.59	3.59	0.0826	0.30	9617	81.5138%	Fecal		CFU/100 mL	200	-	1,451.3
5439000	9/4/2015	3.58	3.58	0.0826	0.30	9622	81.5562%	Fecal		CFU/100 mL	200	-	1,447.3
5439000	9/18/2014	3.56	3.56	0.0826	0.29	9623	81.5647%	Fecal		CFU/100 mL	200	-	1,439.2
5439000	11/10/2021	3.56	3.56	0.0826	0.29	9623	81.5647%	Fecal		CFU/100 mL	200	-	1,439.2
5439000	7/3/2012	3.55	3.55	0.0826	0.29	9625	81.5816%	Fecal		CFU/100 mL	200	-	1,435.1
5439000	11/13/2002	3.53	3.53	0.0826	0.29	9626	81.5901%	Fecal		CFU/100 mL	200	-	1,427.1
5439000	9/25/2015	3.53	3.53	0.0826	0.29	9626	81.5901%	Fecal		CFU/100 mL	200	-	1,427.1
5439000	8/30/2017	3.53	3.53	0.0826	0.29	9626	81.5901%	Fecal		CFU/100 mL	200	-	1,427.1
5439000	11/14/2002	3.52	3.52	0.0826	0.29	9629	81.6155%	Fecal		CFU/100 mL	200	-	1,423.0
5439000	2/19/2014	3.52	3.52	0.0826	0.29	9629	81.6155%	Fecal		CFU/100 mL	200	-	1,423.0
5439000	8/4/2018	3.52	3.52	0.0826	0.29	9629	81.6155%	Fecal		CFU/100 mL	200	-	1,423.0
5439000	7/31/1994	3.51	3.51	0.0826	0.29	9632	81.6410%	Fecal		CFU/100 mL	200	-	1,419.0
5439000	9/27/1990	3.5	3.5	0.0826	0.29	9633	81.6494%	Fecal		CFU/100 mL	200	-	1,414.9
5439000	10/7/1990	3.5	3.5	0.0826	0.29	9633	81.6494%	Fecal		CFU/100 mL	200	-	1,414.9
5439000	7/28/1991	3.5	3.5	0.0826	0.29	9633	81.6494%	Fecal		CFU/100 mL	200	-	1,414.9
5439000	9/18/1991	3.5	3.5	0.0826	0.29	9633	81.6494%	Fecal		CFU/100 mL	200	-	1,414.9
5439000	9/24/1991	3.5	3.5	0.0826	0.29	9633	81.6494%	Fecal		CFU/100 mL	200	-	1,414.9
5439000	9/26/1991	3.5	3.5	0.0826	0.29	9633	81.6494%	Fecal		CFU/100 mL	200	-	1,414.9
5439000	9/29/1991	3.5	3.5	0.0826	0.29	9633	81.6494%	Fecal		CFU/100 mL	200	-	1,414.9
5439000	10/11/1991	3.5	3.5	0.0826	0.29	9633	81.6494%	Fecal		CFU/100 mL	200	-	1,414.9
5439000	10/14/1991	3.5	3.5	0.0826	0.29	9633	81.6494%	Fecal		CFU/100 mL	200	-	1,414.9
5439000	10/19/1991	3.5	3.5	0.0826	0.29	9633	81.6494%	Fecal		CFU/100 mL	200	-	1,414.9
5439000	8/13/1992	3.5	3.5	0.0826	0.29	9633	81.6494%	Fecal		CFU/100 mL	200	-	1,414.9
5439000	10/9/1995	3.5	3.5	0.0826	0.29	9633	81.6494%	Fecal		CFU/100 mL	200	-	1,414.9
5439000	10/23/1995	3.5	3.5	0.0826	0.29	9633	81.6494%	Fecal		CFU/100 mL	200	-	1,414.9
5439000	11/24/1996	3.5	3.5	0.0826	0.29	9633	81.6494%	Fecal		CFU/100 mL	200	-	1,414.9
5439000	11/7/1999	3.5	3.5	0.0826	0.29	9633	81.6494%	Fecal		CFU/100 mL	200	-	1,414.9
5439000	11/20/1999	3.5	3.5	0.0826	0.29	9633	81.6494%	Fecal		CFU/100 mL	200	-	1,414.9
5439000	11/26/1999	3.5	3.5	0.0826	0.29	9633	81.6494%	Fecal		CFU/100 mL	200	-	1,414.9
5439000	1/3/2000	3.5	3.5	0.0826	0.29	9633	81.6494%	Fecal		CFU/100 mL	200	-	1,414.9
5439000	2/4/2000	3.5	3.5	0.0826	0.29	9633	81.6494%	Fecal		CFU/100 mL	200	-	1,414.9
5439000	2/5/2000	3.5	3.5	0.0826	0.29	9633	81.6494%	Fecal		CFU/100 mL	200	-	1,414.9
5439000	2/9/2000	3.5	3.5	0.0826	0.29	9633	81.6494%	Fecal		CFU/100 mL	200	-	1,414.9
5439000	2/12/2000	3.5	3.5	0.0826	0.29	9633	81.6494%	Fecal		CFU/100 mL	200	-	1,414.9
5439000	2/15/2000	3.5	3.5	0.0826	0.29	9633	81.6494%	Fecal		CFU/100 mL	200	-	1,414.9
5439000	2/17/2000	3.5	3.5	0.0826	0.29	9633	81.6494%	Fecal		CFU/100 mL	200	-	1,414.9
5439000	2/18/2000	3.5	3.5	0.0826	0.29	9633	81.6494%	Fecal		CFU/100 mL	200	-	1,414.9
5439000	2/19/2000	3.5	3.5	0.0826	0.29	9633	81.6494%	Fecal		CFU/100 mL	200	-	1,414.9
5439000	7/27/2012	3.49	3.49	0.0826	0.29	9659	81.8698%	Fecal		CFU/100 mL	200	-	1,410.9
5439000	9/14/2006	3.48	3.48	0.0826	0.29	9660	81.8783%	Fecal		CFU/100 mL	200	-	1,406.8

Gage ID	Date	Discharge (CFS)	Gage Discharge (less Surrogate NPDES) (CFS)	Watershed Area Ratio	Calculated flow (CFS)	Rank	Flow Exceedance %	Parameter	Results	Units (mg or micro_gram	Limit/Standard	Actual Load (million colonies/day)	Allowable Load (million colonies/day)
5439000	1/17/2014	3.48	3.48	0.0826	0.29	9660	81.8783%	Fecal		CFU/100 mL	200	-	1,406.8
5439000	8/30/2019	3.48	3.48	0.0826	0.29	9660	81.8783%	Fecal		CFU/100 mL	200	-	1,406.8
5439000	4/3/2003	3.47	3.47	0.0826	0.29	9663	81.9037%	Fecal		CFU/100 mL	200	-	1,402.8
5439000	9/18/2018	3.47	3.47	0.0826	0.29	9663	81.9037%	Fecal		CFU/100 mL	200	-	1,402.8
5439000	8/17/2021	3.46	3.46	0.0826	0.29	9665	81.9207%	Fecal		CFU/100 mL	200	-	1,398.8
5439000	12/5/2021	3.46	3.46	0.0826	0.29	9665	81.9207%	Fecal		CFU/100 mL	200	-	1,398.8
5439000	9/25/2018	3.45	3.45	0.0826	0.29	9667	81.9376%	Fecal		CFU/100 mL	200	-	1,394.7
5439000	9/16/2009	3.44	3.44	0.0826	0.28	9668	81.9461%	Fecal		CFU/100 mL	200	-	1,390.7
5439000	8/8/2020	3.44	3.44	0.0826	0.28	9668	81.9461%	Fecal		CFU/100 mL	200	-	1,390.7
5439000	9/13/2018	3.43	3.43	0.0826	0.28	9670	81.9630%	Fecal		CFU/100 mL	200	-	1,386.6
5439000	10/7/2001	3.42	3.42	0.0826	0.28	9671	81.9715%	Fecal		CFU/100 mL	200	-	1,382.6
5439000	10/6/1990	3.4	3.4	0.0826	0.28	9672	81.9800%	Fecal		CFU/100 mL	200	-	1,374.5
5439000	7/30/1991	3.4	3.4	0.0826	0.28	9672	81.9800%	Fecal		CFU/100 mL	200	-	1,374.5
5439000	8/27/1991	3.4	3.4	0.0826	0.28	9672	81.9800%	Fecal		CFU/100 mL	200	-	1,374.5
5439000	9/23/1991	3.4	3.4	0.0826	0.28	9672	81.9800%	Fecal		CFU/100 mL	200	-	1,374.5
5439000	9/27/1991	3.4	3.4	0.0826	0.28	9672	81.9800%	Fecal		CFU/100 mL	200	-	1,374.5
5439000	9/3/1992	3.4	3.4	0.0826	0.28	9672	81.9800%	Fecal		CFU/100 mL	200	-	1,374.5
5439000	8/7/1995	3.4	3.4	0.0826	0.28	9672	81.9800%	Fecal		CFU/100 mL	200	-	1,374.5
5439000	9/22/1995	3.4	3.4	0.0826	0.28	9672	81.9800%	Fecal		CFU/100 mL	200	-	1,374.5
5439000	10/4/1996	3.4	3.4	0.0826	0.28	9672	81.9800%	Fecal		CFU/100 mL	200	-	1,374.5
5439000	10/20/1996	3.4	3.4	0.0826	0.28	9672	81.9800%	Fecal		CFU/100 mL	200	-	1,374.5
5439000	8/12/1998	3.4	3.4	0.0826	0.28	9672	81.9800%	Fecal		CFU/100 mL	200	-	1,374.5
5439000	9/18/1998	3.4	3.4	0.0826	0.28	9672	81.9800%	Fecal		CFU/100 mL	200	-	1,374.5
5439000	8/23/1999	3.4	3.4	0.0826	0.28	9672	81.9800%	Fecal		CFU/100 mL	200	-	1,374.5
5439000	11/18/1999	3.4	3.4	0.0826	0.28	9672	81.9800%	Fecal		CFU/100 mL	200	-	1,374.5
5439000	12/26/1999	3.4	3.4	0.0826	0.28	9672	81.9800%	Fecal		CFU/100 mL	200	-	1,374.5
5439000	1/7/2000	3.4	3.4	0.0826	0.28	9672	81.9800%	Fecal		CFU/100 mL	200	-	1,374.5
5439000	2/6/2000	3.4	3.4	0.0826	0.28	9672	81.9800%	Fecal		CFU/100 mL	200	-	1,374.5
5439000	2/7/2000	3.4	3.4	0.0826	0.28	9672	81.9800%	Fecal		CFU/100 mL	200	-	1,374.5
5439000	7/16/2001	3.4	3.4	0.0826	0.28	9672	81.9800%	Fecal		CFU/100 mL	200	-	1,374.5
5439000	7/17/2006	3.4	3.4	0.0826	0.28	9672	81.9800%	Fecal		CFU/100 mL	200	-	1,374.5
5439000	8/11/2018	3.39	3.39	0.0826	0.28	9692	82.1495%	Fecal		CFU/100 mL	200	-	1,370.5
5439000	8/6/1994	3.38	3.38	0.0826	0.28	9693	82.1580%	Fecal		CFU/100 mL	200	-	1,366.4
5439000	11/25/2010	3.38	3.38	0.0826	0.28	9693	82.1580%	Fecal		CFU/100 mL	200	-	1,366.4
5439000	9/8/2012	3.38	3.38	0.0826	0.28	9693	82.1580%	Fecal		CFU/100 mL	200	-	1,366.4
5439000	4/21/2003	3.37	3.37	0.0826	0.28	9696	82.1834%	Fecal		CFU/100 mL	200	-	1,362.4
5439000	11/26/2004	3.37	3.37	0.0826	0.28	9696	82.1834%	Fecal		CFU/100 mL	200	-	1,362.4
5439000	11/20/2006	3.37	3.37	0.0826	0.28	9696	82.1834%	Fecal		CFU/100 mL	200	-	1,362.4
5439000	8/31/2017	3.37	3.37	0.0826	0.28	9696	82.1834%	Fecal		CFU/100 mL	200	-	1,362.4
5439000	8/8/2019	3.37	3.37	0.0826	0.28	9696	82.1834%	Fecal		CFU/100 mL	200	-	1,362.4
5439000	10/8/2001	3.36	3.36	0.0826	0.28	9701	82.2258%	Fecal		CFU/100 mL	200	-	1,358.3
5439000	9/24/2006	3.36	3.36	0.0826	0.28	9701	82.2258%	Fecal		CFU/100 mL	200	-	1,358.3
5439000	8/29/1994	3.34	3.34	0.0826	0.28	9703	82.2428%	Fecal		CFU/100 mL	200	-	1,350.2
5439000	11/6/2004	3.34	3.34	0.0826	0.28	9703	82.2428%	Fecal		CFU/100 mL	200	-	1,350.2
5439000	9/19/2012	3.34	3.34	0.0826	0.28	9703	82.2428%	Fecal		CFU/100 mL	200	-	1,350.2
5439000	9/3/2013	3.34	3.34	0.0826	0.28	9703	82.2428%	Fecal		CFU/100 mL	200	-	1,350.2
5439000	9/19/2018	3.33	3.33	0.0826	0.28	9707	82.2767%	Fecal		CFU/100 mL	200	-	1,346.2
5439000	8/1/2002	3.32	3.32	0.0826	0.27	9708	82.2851%	Fecal		CFU/100 mL	200	-	1,342.2
5439000	8/12/2008	3.32	3.32	0.0826	0.27	9708	82.2851%	Fecal		CFU/100 mL	200	-	1,342.2
5439000	10/27/2012	3.32	3.32	0.0826	0.27	9708	82.2851%	Fecal		CFU/100 mL	200	-	1,342.2
5439000	8/9/2020	3.32	3.32	0.0826	0.27	9708	82.2851%	Fecal		CFU/100 mL	200	-	1,342.2
5439000	8/4/2013	3.31	3.31	0.0826	0.27	9712	82.3190%	Fecal		CFU/100 mL	200	-	1,338.1
5439000	7/27/1991	3.3	3.3	0.0826	0.27	9713	82.3275%	Fecal		CFU/100 mL	200	-	1,334.1
5439000	9/21/1991	3.3	3.3	0.0826	0.27	9713	82.3275%	Fecal		CFU/100 mL	200	-	1,334.1
5439000	10/24/1991	3.3	3.3	0.0826	0.27	9713	82.3275%	Fecal		CFU/100 mL	200	-	1,334.1
5439000	8/22/1995	3.3	3.3	0.0826	0.27	9713	82.3275%	Fecal		CFU/100 mL	200	-	1,334.1
5439000	10/11/1995	3.3	3.3	0.0826	0.27	9713	82.3275%	Fecal		CFU/100 mL	200	-	1,334.1
5439000	9/25/1996	3.3	3.3	0.0826	0.27	9713	82.3275%	Fecal		CFU/100 mL	200	-	1,334.1
5439000	10/5/1996	3.3	3.3	0.0826	0.27	9713	82.3275%	Fecal		CFU/100 mL	200	-	1,334.1
5439000	10/25/1996	3.3	3.3	0.0826	0.27	9713	82.3275%	Fecal		CFU/100 mL	200	-	1,334.1
5439000	11/19/1996	3.3	3.3	0.0826	0.27	9713	82.3275%	Fecal		CFU/100 mL	200	-	1,334.1
5439000	11/5/1997	3.3	3.3	0.0826	0.27	9713	82.3275%	Fecal		CFU/100 mL	200	-	1,334.1
5439000	10/15/1998	3.3	3.3	0.0826	0.27	9713	82.3275%	Fecal		CFU/100 mL	200	-	1,334.1
5439000	8/1/1999	3.3	3.3	0.0826	0.27	9713	82.3275%	Fecal		CFU/100 mL	200	-	1,334.1
5439000	11/15/1999	3.3	3.3	0.0826	0.27	9713	82.3275%	Fecal		CFU/100 mL	200	-	1,334.1
5439000	11/17/1999	3.3	3.3	0.0826	0.27	9713	82.3275%	Fecal		CFU/100 mL	200	-	1,334.1
5439000	12/24/1999	3.3	3.3	0.0826	0.27	9713	82.3275%	Fecal		CFU/100 mL	200	-	1,334.1
5439000	12/27/1999	3.3	3.3	0.0826	0.27	9713	82.3275%	Fecal		CFU/100 mL	200	-	1,334.1
5439000	2/8/2000	3.3	3.3	0.0826	0.27	9713	82.3275%	Fecal		CFU/100 mL	200	-	1,334.1
5439000	9/29/2001	3.3	3.3	0.0826	0.27	9713	82.3275%	Fecal		CFU/100 mL	200	-	1,334.1
5439000	9/30/2001	3.3	3.3	0.0826	0.27	9713	82.3275%	Fecal		CFU/100 mL	200	-	1,334.1
5439000	10/19/2006	3.3	3.3	0.0826	0.27	9713	82.3275%	Fecal		CFU/100 mL	200	-	1,334.1
5439000	8/5/2013	3.3	3.3	0.0826	0.27	9713	82.3275%	Fecal		CFU/100 mL	200	-	1,334.1
5439000	8/5/2018	3.3	3.3	0.0826	0.27	9713	82.3275%	Fecal		CFU/100 mL	200	-	1,334.1
5439000	9/27/2009	3.29	3.29	0.0826	0.27	9735	82.5140%	Fecal		CFU/100 mL	200	-	1,330.0
5439000	8/10/2016	3.28	3.28	0.0826	0.27	9736	82.5225%	Fecal		CFU/100 mL	200	-	1,326.0
5439000	8/26/2017	3.28	3.28	0.0826	0.27	9736	82.5225%	Fecal		CFU/100 mL	200	-	1,326.0
5439000	7/27/2004	3.27	3.27	0.0826	0.27	9738	82.5394%	Fecal		CFU/100 mL	200	-	1,321.9
5439000	8/1/2012	3.27	3.27	0.0826	0.27	9738	82.5394%	Fecal		CFU/100 mL	200	-	1,321.9
5439000	12/15/2012	3.27	3.27	0.0826	0.27	9738	82.5394%	Fecal		CFU/100 mL	200	-	1,321.9
5439000	10/12/2013	3.27	3.27	0.0826	0.27	9738	82.5394%	Fecal		CFU/100 mL	200	-	1,321.9
5439000	11/26/2013	3.27	3.27	0.0826	0.27	9738	82.5394%	Fecal		CFU/100 mL	200	-	1,321.9
5439000	10/27/2015	3.27	3.27	0.0826	0.27	9738	82.5394%	Fecal		CFU/100 mL	200	-	1,321.9
5439000	12/4/2021	3.27	3.27	0.0826	0.27	9738	82.5394%	Fecal		CFU/100 mL	200	-	1,321.9
5439000	11/5/2013	3.26	3.26	0.0826	0.27	9745	82.5987%	Fecal		CFU/100 mL	200	-	1,317.9
5439000	6/26/2005	3.25	3.25	0.0826	0.27	9746	82.6072%	Fecal		CFU/100 mL	200	-	1,313.9
5439000	9/5/1994	3.24	3.24	0.0826	0.27	9747	82.6157%	Fecal		CFU/100 mL	200	-	1,309.8
5439000	10/25/2015	3.24	3.24	0.0826	0.27	9747	82.6157%	Fecal		CFU/100 mL	200	-	1,309.8
5439000	8/19/2019	3.24	3.24	0.0826	0.27	9747	82.6157%	Fecal		CFU/100 mL	200	-	1,309.8
5439000	11/25/2013	3.23	3.23	0.0826	0.27	9750	82.6411%	Fecal		CFU/100 mL	200	-	1,305.8
5439000	10/16/2021	3.23	3.23	0.0826	0.27	9750	82.6411%	Fecal		CFU/100 mL	200	-	1,305.8
5439000	7/25/2003	3.22	3.22	0.0826	0.27	9752	82.6581%	Fecal		CFU/100 mL	200	-	1,301.7
5439000	7/22/2012	3.22	3.22	0.0826	0.27	9752	82.6581%	Fecal		CFU/100 mL	200	-	1,301.7
5439000	12/20/2013	3.22	3.22	0.0826	0.27	9752	82.6581%	Fecal		CFU/100 mL	200	-	1,301.7
5439000	8/6/2004	3.21	3.21	0.0826	0.27	9755	82.6835%	Fecal		CFU/100 mL	200	-	1,297.7
5439000	9/25/1991	3.2	3.2	0.0826	0.26	9756	82.6920%	Fecal		CFU/100 mL	200	-	1,293.6
5439000	9/28/1991	3.2	3.2	0.0826	0.26	9756	82.6920%	Fecal		CFU/100 mL	200	-	1,293.6
5439000	10/13/1991	3.2	3.2	0.0826	0.26	9756	82.6920%	Fecal		CFU/100 mL	200	-	1,293.6
5439000	10/15/1995	3.2	3.2	0.0826	0.26	9756	82.6920%	Fecal		CFU/100 mL	200	-	1,293.6
5439000	10/13/1996	3.2	3.2	0.0826	0.26	9756	82.6920%	Fecal		CFU/100 mL	200	-	1,293.6
5439000	7/23/1997	3.2	3.2	0.0826	0.26	9756	82.6920%	Fecal		CFU/100 mL	200	-	1,293.6
5439000	8/27/1998	3.2	3.2	0.0826	0.26	9756	82.6920%	Fecal		CFU/100 mL	200	-	1,293.6
5439000	9/29/1998	3.2	3.2	0.0826	0.26	9756	82.6920%	Fecal		CFU/100 mL	200	-	1,293.6
5439000	8/27/1999	3.2	3.2	0.0826	0.26	9756	82.6920%	Fecal		CFU/100 mL	200	-	1,293.6
5439000	11/14/1999	3.2	3.2	0.0826	0.26	9756	82.6920%	Fecal		CFU/100 mL	200	-	1,293.6
5439000	11/25/1999	3.2	3.2	0.0826	0.26	9756	82.6920%	Fecal		CFU/100 mL	200	-	1,293.6
5439000	12/25/1999	3.2	3.2	0.0826	0.26	9756	82.6920%	Fecal		CFU/100 mL	200	-	1,293.6
5439000	12/28/1999	3.2	3.2	0.0826	0.26	9756	82.6920%	Fecal		CFU/100 mL	200	-	1,293.6
5439000	12/31/1999	3.2	3.2	0.0826	0.26	9756	82.6920%	Fecal		CFU/100 mL	200	-	1,293.6
5439000	1/1/2000	3.2	3.2	0.0826	0.26	9756	82.6920%	Fecal		CFU/100 mL	200	-	1,293.6
5439000	1/2/2000	3.2	3.2	0.0826	0.26	9756	82.6920%	Fecal		CFU/100 mL	200	-	1,293.6
5439000	4/27/2003	3.2	3.2	0.0826	0.26	9756	82.6920%	Fecal		CFU/100 mL	200	-	1,293.6
5439000	8/29/2004	3.2	3.2	0.0826	0.26	9756	82.6920%	Fecal		CFU/100 mL	200	-	1,293.6
5439000	9/28/2009	3.2	3.2	0.0826	0.26	9756	82.6920%	Fecal		CFU/100 mL	200	-	1,293.6
5439000	11/23/2013	3.2	3.2	0.0826	0.26	9756	82.6920%	Fecal		CFU/100 mL	200	-	1,293.6

Gage ID	Date	Discharge (CFS)	Gage Discharge (less Surrogate NPDES) (CFS)	Watershed Area Ratio	Calculated flow (CFS)	Rank	Flow Exceedance %	Parameter	Results	Units (mg or micro_gram	Limit/Standard	Actual Load (million colonies/day)	Allowable Load (million colonies/day)
5439000	9/26/2018	3.2	3.2	0.0826	0.26	9756	82.6920%	Fecal		CFU/100 mL	200	-	1,293.6
5439000	11/5/2006	3.19	3.19	0.0826	0.26	9777	82.8700%	Fecal		CFU/100 mL	200	-	1,289.6
5439000	8/14/2016	3.19	3.19	0.0826	0.26	9777	82.8700%	Fecal		CFU/100 mL	200	-	1,289.6
5439000	9/14/2015	3.18	3.18	0.0826	0.26	9779	82.8869%	Fecal		CFU/100 mL	200	-	1,285.6
5439000	8/18/2021	3.18	3.18	0.0826	0.26	9779	82.8869%	Fecal		CFU/100 mL	200	-	1,285.6
5439000	11/24/2006	3.17	3.17	0.0826	0.26	9781	82.9039%	Fecal		CFU/100 mL	200	-	1,281.5
5439000	12/3/2010	3.17	3.17	0.0826	0.26	9781	82.9039%	Fecal		CFU/100 mL	200	-	1,281.5
5439000	8/24/2015	3.17	3.17	0.0826	0.26	9781	82.9039%	Fecal		CFU/100 mL	200	-	1,281.5
5439000	9/20/2020	3.17	3.17	0.0826	0.26	9781	82.9039%	Fecal		CFU/100 mL	200	-	1,281.5
5439000	12/14/2010	3.16	3.16	0.0826	0.26	9785	82.9378%	Fecal		CFU/100 mL	200	-	1,277.5
5439000	9/1/2011	3.15	3.15	0.0826	0.26	9786	82.9463%	Fecal		CFU/100 mL	200	-	1,273.4
5439000	11/12/2002	3.14	3.14	0.0826	0.26	9787	82.9547%	Fecal		CFU/100 mL	200	-	1,269.4
5439000	6/27/2005	3.14	3.14	0.0826	0.26	9787	82.9547%	Fecal		CFU/100 mL	200	-	1,269.4
5439000	9/9/2010	3.14	3.14	0.0826	0.26	9787	82.9547%	Fecal		CFU/100 mL	200	-	1,269.4
5439000	8/23/2016	3.14	3.14	0.0826	0.26	9787	82.9547%	Fecal		CFU/100 mL	200	-	1,269.4
5439000	8/31/2019	3.14	3.14	0.0826	0.26	9787	82.9547%	Fecal		CFU/100 mL	200	-	1,269.4
5439000	12/23/2012	3.13	3.13	0.0826	0.26	9792	82.9971%	Fecal		CFU/100 mL	200	-	1,265.4
5439000	10/11/2014	3.13	3.13	0.0826	0.26	9792	82.9971%	Fecal		CFU/100 mL	200	-	1,265.4
5439000	8/23/2019	3.13	3.13	0.0826	0.26	9792	82.9971%	Fecal		CFU/100 mL	200	-	1,265.4
5439000	9/2/2020	3.12	3.12	0.0826	0.26	9795	83.0225%	Fecal		CFU/100 mL	200	-	1,261.3
5439000	10/1/1990	3.1	3.1	0.0826	0.26	9796	83.0310%	Fecal		CFU/100 mL	200	-	1,253.2
5439000	8/19/1991	3.1	3.1	0.0826	0.26	9796	83.0310%	Fecal		CFU/100 mL	200	-	1,253.2
5439000	9/10/1991	3.1	3.1	0.0826	0.26	9796	83.0310%	Fecal		CFU/100 mL	200	-	1,253.2
5439000	10/12/1991	3.1	3.1	0.0826	0.26	9796	83.0310%	Fecal		CFU/100 mL	200	-	1,253.2
5439000	8/14/1992	3.1	3.1	0.0826	0.26	9796	83.0310%	Fecal		CFU/100 mL	200	-	1,253.2
5439000	10/25/1995	3.1	3.1	0.0826	0.26	9796	83.0310%	Fecal		CFU/100 mL	200	-	1,253.2
5439000	11/13/1996	3.1	3.1	0.0826	0.26	9796	83.0310%	Fecal		CFU/100 mL	200	-	1,253.2
5439000	11/20/1996	3.1	3.1	0.0826	0.26	9796	83.0310%	Fecal		CFU/100 mL	200	-	1,253.2
5439000	8/20/1997	3.1	3.1	0.0826	0.26	9796	83.0310%	Fecal		CFU/100 mL	200	-	1,253.2
5439000	11/2/1997	3.1	3.1	0.0826	0.26	9796	83.0310%	Fecal		CFU/100 mL	200	-	1,253.2
5439000	11/29/1997	3.1	3.1	0.0826	0.26	9796	83.0310%	Fecal		CFU/100 mL	200	-	1,253.2
5439000	11/30/1997	3.1	3.1	0.0826	0.26	9796	83.0310%	Fecal		CFU/100 mL	200	-	1,253.2
5439000	10/11/1998	3.1	3.1	0.0826	0.26	9796	83.0310%	Fecal		CFU/100 mL	200	-	1,253.2
5439000	11/28/1999	3.1	3.1	0.0826	0.26	9796	83.0310%	Fecal		CFU/100 mL	200	-	1,253.2
5439000	12/29/1999	3.1	3.1	0.0826	0.26	9796	83.0310%	Fecal		CFU/100 mL	200	-	1,253.2
5439000	12/30/1999	3.1	3.1	0.0826	0.26	9796	83.0310%	Fecal		CFU/100 mL	200	-	1,253.2
5439000	12/4/2010	3.1	3.1	0.0826	0.26	9796	83.0310%	Fecal		CFU/100 mL	200	-	1,253.2
5439000	9/5/2015	3.1	3.1	0.0826	0.26	9796	83.0310%	Fecal		CFU/100 mL	200	-	1,253.2
5439000	8/6/2018	3.1	3.1	0.0826	0.26	9796	83.0310%	Fecal		CFU/100 mL	200	-	1,253.2
5439000	1/16/2004	3.09	3.09	0.0826	0.26	9815	83.1921%	Fecal		CFU/100 mL	200	-	1,249.2
5439000	7/24/2006	3.09	3.09	0.0826	0.26	9815	83.1921%	Fecal		CFU/100 mL	200	-	1,249.2
5439000	10/9/2014	3.09	3.09	0.0826	0.26	9815	83.1921%	Fecal		CFU/100 mL	200	-	1,249.2
5439000	12/8/2021	3.08	3.08	0.0826	0.25	9818	83.2175%	Fecal		CFU/100 mL	200	-	1,245.1
5439000	1/10/2004	3.07	3.07	0.0826	0.25	9819	83.2260%	Fecal		CFU/100 mL	200	-	1,241.1
5439000	10/29/2010	3.07	3.07	0.0826	0.25	9819	83.2260%	Fecal		CFU/100 mL	200	-	1,241.1
5439000	9/26/2015	3.07	3.07	0.0826	0.25	9819	83.2260%	Fecal		CFU/100 mL	200	-	1,241.1
5439000	9/14/2016	3.06	3.06	0.0826	0.25	9822	83.2514%	Fecal		CFU/100 mL	200	-	1,237.1
5439000	9/19/2009	3.05	3.05	0.0826	0.25	9823	83.2599%	Fecal		CFU/100 mL	200	-	1,233.0
5439000	9/21/2020	3.05	3.05	0.0826	0.25	9823	83.2599%	Fecal		CFU/100 mL	200	-	1,233.0
5439000	9/1/1994	3.04	3.04	0.0826	0.25	9825	83.2768%	Fecal		CFU/100 mL	200	-	1,229.0
5439000	9/10/2010	3.04	3.04	0.0826	0.25	9825	83.2768%	Fecal		CFU/100 mL	200	-	1,229.0
5439000	8/13/2020	3.03	3.03	0.0826	0.25	9827	83.2938%	Fecal		CFU/100 mL	200	-	1,224.9
5439000	2/4/2006	3.02	3.02	0.0826	0.25	9828	83.3023%	Fecal		CFU/100 mL	200	-	1,220.9
5439000	12/23/2013	3.02	3.02	0.0826	0.25	9828	83.3023%	Fecal		CFU/100 mL	200	-	1,220.9
5439000	8/19/2021	3.02	3.02	0.0826	0.25	9828	83.3023%	Fecal		CFU/100 mL	200	-	1,220.9
5439000	9/28/1990	3	3	0.0826	0.25	9831	83.3277%	Fecal		CFU/100 mL	200	-	1,212.8
5439000	9/29/1990	3	3	0.0826	0.25	9831	83.3277%	Fecal		CFU/100 mL	200	-	1,212.8
5439000	10/2/1990	3	3	0.0826	0.25	9831	83.3277%	Fecal		CFU/100 mL	200	-	1,212.8
5439000	8/6/1991	3	3	0.0826	0.25	9831	83.3277%	Fecal		CFU/100 mL	200	-	1,212.8
5439000	9/7/1991	3	3	0.0826	0.25	9831	83.3277%	Fecal		CFU/100 mL	200	-	1,212.8
5439000	9/19/1991	3	3	0.0826	0.25	9831	83.3277%	Fecal		CFU/100 mL	200	-	1,212.8
5439000	9/22/1991	3	3	0.0826	0.25	9831	83.3277%	Fecal		CFU/100 mL	200	-	1,212.8
5439000	10/20/1991	3	3	0.0826	0.25	9831	83.3277%	Fecal		CFU/100 mL	200	-	1,212.8
5439000	10/21/1991	3	3	0.0826	0.25	9831	83.3277%	Fecal		CFU/100 mL	200	-	1,212.8
5439000	10/1/1995	3	3	0.0826	0.25	9831	83.3277%	Fecal		CFU/100 mL	200	-	1,212.8
5439000	8/2/1998	3	3	0.0826	0.25	9831	83.3277%	Fecal		CFU/100 mL	200	-	1,212.8
5439000	11/22/1999	3	3	0.0826	0.25	9831	83.3277%	Fecal		CFU/100 mL	200	-	1,212.8
5439000	8/28/2000	3	3	0.0826	0.25	9831	83.3277%	Fecal		CFU/100 mL	200	-	1,212.8
5439000	8/18/2001	3	3	0.0826	0.25	9831	83.3277%	Fecal		CFU/100 mL	200	-	1,212.8
5439000	7/21/2005	3	3	0.0826	0.25	9831	83.3277%	Fecal		CFU/100 mL	200	-	1,212.8
5439000	8/17/2011	3	3	0.0826	0.25	9831	83.3277%	Fecal		CFU/100 mL	200	-	1,212.8
5439000	8/25/2018	3	3	0.0826	0.25	9831	83.3277%	Fecal		CFU/100 mL	200	-	1,212.8
5439000	3/26/2003	2.99	2.99	0.0826	0.25	9848	83.4718%	Fecal		CFU/100 mL	200	-	1,208.8
5439000	7/27/2005	2.99	2.99	0.0826	0.25	9848	83.4718%	Fecal		CFU/100 mL	200	-	1,208.8
5439000	3/30/2003	2.98	2.98	0.0826	0.25	9850	83.4887%	Fecal		CFU/100 mL	200	-	1,204.7
5439000	11/8/2006	2.98	2.98	0.0826	0.25	9850	83.4887%	Fecal		CFU/100 mL	200	-	1,204.7
5439000	9/17/2009	2.98	2.98	0.0826	0.25	9850	83.4887%	Fecal		CFU/100 mL	200	-	1,204.7
5439000	1/10/2013	2.98	2.98	0.0826	0.25	9850	83.4887%	Fecal		CFU/100 mL	200	-	1,204.7
5439000	10/10/2014	2.98	2.98	0.0826	0.25	9850	83.4887%	Fecal		CFU/100 mL	200	-	1,204.7
5439000	11/6/2006	2.97	2.97	0.0826	0.25	9855	83.5311%	Fecal		CFU/100 mL	200	-	1,200.7
5439000	11/7/2006	2.97	2.97	0.0826	0.25	9855	83.5311%	Fecal		CFU/100 mL	200	-	1,200.7
5439000	8/12/2018	2.97	2.97	0.0826	0.25	9855	83.5311%	Fecal		CFU/100 mL	200	-	1,200.7
5439000	8/12/2004	2.96	2.96	0.0826	0.24	9858	83.5565%	Fecal		CFU/100 mL	200	-	1,196.6
5439000	7/2/2005	2.96	2.96	0.0826	0.24	9858	83.5565%	Fecal		CFU/100 mL	200	-	1,196.6
5439000	11/21/2006	2.95	2.95	0.0826	0.24	9860	83.5735%	Fecal		CFU/100 mL	200	-	1,192.6
5439000	9/22/2014	2.95	2.95	0.0826	0.24	9860	83.5735%	Fecal		CFU/100 mL	200	-	1,192.6
5439000	8/11/2004	2.94	2.94	0.0826	0.24	9862	83.5904%	Fecal		CFU/100 mL	200	-	1,188.5
5439000	11/8/2004	2.93	2.93	0.0826	0.24	9863	83.5989%	Fecal		CFU/100 mL	200	-	1,184.5
5439000	7/6/2005	2.93	2.93	0.0826	0.24	9863	83.5989%	Fecal		CFU/100 mL	200	-	1,184.5
5439000	10/12/2010	2.93	2.93	0.0826	0.24	9863	83.5989%	Fecal		CFU/100 mL	200	-	1,184.5
5439000	1/10/2014	2.93	2.93	0.0826	0.24	9863	83.5989%	Fecal		CFU/100 mL	200	-	1,184.5
5439000	9/20/2014	2.93	2.93	0.0826	0.24	9863	83.5989%	Fecal		CFU/100 mL	200	-	1,184.5
5439000	9/3/1994	2.92	2.92	0.0826	0.24	9868	83.6413%	Fecal		CFU/100 mL	200	-	1,180.5
5439000	7/19/2002	2.92	2.92	0.0826	0.24	9868	83.6413%	Fecal		CFU/100 mL	200	-	1,180.5
5439000	11/6/2002	2.91	2.91	0.0826	0.24	9870	83.6582%	Fecal		CFU/100 mL	200	-	1,176.4
5439000	9/4/2011	2.91	2.91	0.0826	0.24	9870	83.6582%	Fecal		CFU/100 mL	200	-	1,176.4
5439000	9/20/2018	2.91	2.91	0.0826	0.24	9870	83.6582%	Fecal		CFU/100 mL	200	-	1,176.4
5439000	9/30/1990	2.9	2.9	0.0826	0.24	9873	83.6837%	Fecal		CFU/100 mL	200	-	1,172.4
5439000	10/23/1991	2.9	2.9	0.0826	0.24	9873	83.6837%	Fecal		CFU/100 mL	200	-	1,172.4
5439000	8/15/1992	2.9	2.9	0.0826	0.24	9873	83.6837%	Fecal		CFU/100 mL	200	-	1,172.4
5439000	8/29/1992	2.9	2.9	0.0826	0.24	9873	83.6837%	Fecal		CFU/100 mL	200	-	1,172.4
5439000	10/17/1995	2.9	2.9	0.0826	0.24	9873	83.6837%	Fecal		CFU/100 mL	200	-	1,172.4
5439000	10/11/1996	2.9	2.9	0.0826	0.24	9873	83.6837%	Fecal		CFU/100 mL	200	-	1,172.4
5439000	10/12/1996	2.9	2.9	0.0826	0.24	9873	83.6837%	Fecal		CFU/100 mL	200	-	1,172.4
5439000	11/14/1996	2.9	2.9	0.0826	0.24	9873	83.6837%	Fecal		CFU/100 mL	200	-	1,172.4
5439000	11/15/1996	2.9	2.9	0.0826	0.24	9873	83.6837%	Fecal		CFU/100 mL	200	-	1,172.4
5439000	11/16/1996	2.9	2.9	0.0826	0.24	9873	83.6837%	Fecal		CFU/100 mL	200	-	1,172.4
5439000	11/29/1996	2.9	2.9	0.0826	0.24	9873	83.6837%	Fecal		CFU/100 mL	200	-	1,172.4
5439000	10/1/1998	2.9	2.9	0.0826	0.24	9873	83.6837%	Fecal		CFU/100 mL	200	-	1,172.4
5439000	11/21/1999	2.9	2.9	0.0826	0.24	9873	83.6837%	Fecal		CFU/100 mL	200	-	1,172.4
5439000	7/20/2001	2.9	2.9	0.0826	0.24	9873	83.6837%	Fecal		CFU/100 mL	200	-	1,172.4
5439000	1/4/2004	2.9	2.9	0.0826	0.24	9873	83.6837%	Fecal		CFU/100 mL	200	-	1,172.4
5439000	8/19/2005	2.9	2.9	0.0826	0.24	9873	83.6837%	Fecal		CFU/100 mL	200	-	1,172.4
5439000	8/26/2013	2.89	2.89	0.0826	0.24	9889	83.8193%	Fecal		CFU/100 mL	200	-	1,168.3
5439000	8/21/2018	2.89	2.89	0.0826	0.24	9889	83.8193%	Fecal		CFU/100 mL	200	-	1,168.3

Gage ID	Date	Discharge (CFS)	Gage Discharge (less Surrogate NPDES) (CFS)	Watershed Area Ratio	Calculated flow (CFS)	Rank	Flow Exceedance %	Parameter	Results	Units (mg or micro_gram	Limit/Standard	Actual Load (million colonies/day)	Allowable Load (million colonies/day)
5439000	8/3/2003	2.88	2.88	0.0826	0.24	9891	83.8362%	Fecal		CFU/100 mL	200	-	1,164.3
5439000	8/9/2019	2.88	2.88	0.0826	0.24	9891	83.8362%	Fecal		CFU/100 mL	200	-	1,164.3
5439000	11/9/2006	2.86	2.86	0.0826	0.24	9893	83.8532%	Fecal		CFU/100 mL	200	-	1,156.2
5439000	7/28/2003	2.85	2.85	0.0826	0.24	9894	83.8617%	Fecal		CFU/100 mL	200	-	1,152.2
5439000	9/15/2015	2.85	2.85	0.0826	0.24	9894	83.8617%	Fecal		CFU/100 mL	200	-	1,152.2
5439000	8/20/2021	2.85	2.85	0.0826	0.24	9894	83.8617%	Fecal		CFU/100 mL	200	-	1,152.2
5439000	11/11/2002	2.84	2.84	0.0826	0.23	9897	83.8871%	Fecal		CFU/100 mL	200	-	1,148.1
5439000	8/28/2004	2.84	2.84	0.0826	0.23	9897	83.8871%	Fecal		CFU/100 mL	200	-	1,148.1
5439000	12/7/2021	2.84	2.84	0.0826	0.23	9897	83.8871%	Fecal		CFU/100 mL	200	-	1,148.1
5439000	10/1/2001	2.83	2.83	0.0826	0.23	9900	83.9125%	Fecal		CFU/100 mL	200	-	1,144.1
5439000	11/10/2002	2.83	2.83	0.0826	0.23	9900	83.9125%	Fecal		CFU/100 mL	200	-	1,144.1
5439000	6/28/2005	2.83	2.83	0.0826	0.23	9900	83.9125%	Fecal		CFU/100 mL	200	-	1,144.1
5439000	7/4/2012	2.83	2.83	0.0826	0.23	9900	83.9125%	Fecal		CFU/100 mL	200	-	1,144.1
5439000	1/15/2013	2.83	2.83	0.0826	0.23	9900	83.9125%	Fecal		CFU/100 mL	200	-	1,144.1
5439000	9/17/2015	2.83	2.83	0.0826	0.23	9900	83.9125%	Fecal		CFU/100 mL	200	-	1,144.1
5439000	8/16/2020	2.83	2.83	0.0826	0.23	9900	83.9125%	Fecal		CFU/100 mL	200	-	1,144.1
5439000	11/13/2013	2.82	2.82	0.0826	0.23	9907	83.9719%	Fecal		CFU/100 mL	200	-	1,140.0
5439000	9/29/2020	2.82	2.82	0.0826	0.23	9907	83.9719%	Fecal		CFU/100 mL	200	-	1,140.0
5439000	12/22/2013	2.81	2.81	0.0826	0.23	9909	83.9888%	Fecal		CFU/100 mL	200	-	1,136.0
5439000	8/24/2020	2.81	2.81	0.0826	0.23	9909	83.9888%	Fecal		CFU/100 mL	200	-	1,136.0
5439000	8/5/1991	2.8	2.8	0.0826	0.23	9911	84.0058%	Fecal		CFU/100 mL	200	-	1,131.9
5439000	9/20/1991	2.8	2.8	0.0826	0.23	9911	84.0058%	Fecal		CFU/100 mL	200	-	1,131.9
5439000	8/23/1995	2.8	2.8	0.0826	0.23	9911	84.0058%	Fecal		CFU/100 mL	200	-	1,131.9
5439000	10/21/1995	2.8	2.8	0.0826	0.23	9911	84.0058%	Fecal		CFU/100 mL	200	-	1,131.9
5439000	2/2/1996	2.8	2.8	0.0826	0.23	9911	84.0058%	Fecal		CFU/100 mL	200	-	1,131.9
5439000	10/14/1996	2.8	2.8	0.0826	0.23	9911	84.0058%	Fecal		CFU/100 mL	200	-	1,131.9
5439000	11/27/1996	2.8	2.8	0.0826	0.23	9911	84.0058%	Fecal		CFU/100 mL	200	-	1,131.9
5439000	8/31/1998	2.8	2.8	0.0826	0.23	9911	84.0058%	Fecal		CFU/100 mL	200	-	1,131.9
5439000	11/29/1999	2.8	2.8	0.0826	0.23	9911	84.0058%	Fecal		CFU/100 mL	200	-	1,131.9
5439000	8/27/2000	2.8	2.8	0.0826	0.23	9911	84.0058%	Fecal		CFU/100 mL	200	-	1,131.9
5439000	10/13/2013	2.8	2.8	0.0826	0.23	9911	84.0058%	Fecal		CFU/100 mL	200	-	1,131.9
5439000	9/22/2020	2.8	2.8	0.0826	0.23	9911	84.0058%	Fecal		CFU/100 mL	200	-	1,131.9
5439000	4/1/2003	2.79	2.79	0.0826	0.23	9923	84.1075%	Fecal		CFU/100 mL	200	-	1,127.9
5439000	12/5/2003	2.79	2.79	0.0826	0.23	9923	84.1075%	Fecal		CFU/100 mL	200	-	1,127.9
5439000	8/6/2013	2.79	2.79	0.0826	0.23	9923	84.1075%	Fecal		CFU/100 mL	200	-	1,127.9
5439000	11/21/2003	2.78	2.78	0.0826	0.23	9926	84.1329%	Fecal		CFU/100 mL	200	-	1,123.9
5439000	7/28/2004	2.78	2.78	0.0826	0.23	9926	84.1329%	Fecal		CFU/100 mL	200	-	1,123.9
5439000	9/24/2010	2.78	2.78	0.0826	0.23	9926	84.1329%	Fecal		CFU/100 mL	200	-	1,123.9
5439000	12/5/2010	2.78	2.78	0.0826	0.23	9926	84.1329%	Fecal		CFU/100 mL	200	-	1,123.9
5439000	8/11/2016	2.78	2.78	0.0826	0.23	9926	84.1329%	Fecal		CFU/100 mL	200	-	1,123.9
5439000	8/13/2018	2.78	2.78	0.0826	0.23	9926	84.1329%	Fecal		CFU/100 mL	200	-	1,123.9
5439000	8/19/2018	2.78	2.78	0.0826	0.23	9926	84.1329%	Fecal		CFU/100 mL	200	-	1,123.9
5439000	8/17/2018	2.75	2.75	0.0826	0.23	9933	84.1922%	Fecal		CFU/100 mL	200	-	1,111.7
5439000	8/16/2018	2.74	2.74	0.0826	0.23	9934	84.2007%	Fecal		CFU/100 mL	200	-	1,107.7
5439000	8/18/2018	2.74	2.74	0.0826	0.23	9934	84.2007%	Fecal		CFU/100 mL	200	-	1,107.7
5439000	11/7/2002	2.73	2.73	0.0826	0.23	9936	84.2177%	Fecal		CFU/100 mL	200	-	1,103.6
5439000	9/3/2011	2.73	2.73	0.0826	0.23	9936	84.2177%	Fecal		CFU/100 mL	200	-	1,103.6
5439000	7/18/2006	2.72	2.72	0.0826	0.22	9938	84.2346%	Fecal		CFU/100 mL	200	-	1,099.6
5439000	9/10/2008	2.72	2.72	0.0826	0.22	9938	84.2346%	Fecal		CFU/100 mL	200	-	1,099.6
5439000	9/27/2015	2.72	2.72	0.0826	0.22	9938	84.2346%	Fecal		CFU/100 mL	200	-	1,099.6
5439000	1/4/2006	2.71	2.71	0.0826	0.22	9941	84.2600%	Fecal		CFU/100 mL	200	-	1,095.6
5439000	8/20/2018	2.71	2.71	0.0826	0.22	9941	84.2600%	Fecal		CFU/100 mL	200	-	1,095.6
5439000	9/14/2018	2.71	2.71	0.0826	0.22	9941	84.2600%	Fecal		CFU/100 mL	200	-	1,095.6
5439000	7/31/1991	2.7	2.7	0.0826	0.22	9944	84.2855%	Fecal		CFU/100 mL	200	-	1,091.5
5439000	8/4/1991	2.7	2.7	0.0826	0.22	9944	84.2855%	Fecal		CFU/100 mL	200	-	1,091.5
5439000	8/20/1991	2.7	2.7	0.0826	0.22	9944	84.2855%	Fecal		CFU/100 mL	200	-	1,091.5
5439000	10/15/1991	2.7	2.7	0.0826	0.22	9944	84.2855%	Fecal		CFU/100 mL	200	-	1,091.5
5439000	10/22/1991	2.7	2.7	0.0826	0.22	9944	84.2855%	Fecal		CFU/100 mL	200	-	1,091.5
5439000	9/6/1992	2.7	2.7	0.0826	0.22	9944	84.2855%	Fecal		CFU/100 mL	200	-	1,091.5
5439000	9/7/1992	2.7	2.7	0.0826	0.22	9944	84.2855%	Fecal		CFU/100 mL	200	-	1,091.5
5439000	10/22/1995	2.7	2.7	0.0826	0.22	9944	84.2855%	Fecal		CFU/100 mL	200	-	1,091.5
5439000	10/26/1995	2.7	2.7	0.0826	0.22	9944	84.2855%	Fecal		CFU/100 mL	200	-	1,091.5
5439000	10/10/1996	2.7	2.7	0.0826	0.22	9944	84.2855%	Fecal		CFU/100 mL	200	-	1,091.5
5439000	10/26/1996	2.7	2.7	0.0826	0.22	9944	84.2855%	Fecal		CFU/100 mL	200	-	1,091.5
5439000	10/27/1996	2.7	2.7	0.0826	0.22	9944	84.2855%	Fecal		CFU/100 mL	200	-	1,091.5
5439000	11/25/1996	2.7	2.7	0.0826	0.22	9944	84.2855%	Fecal		CFU/100 mL	200	-	1,091.5
5439000	1/17/2004	2.7	2.7	0.0826	0.22	9944	84.2855%	Fecal		CFU/100 mL	200	-	1,091.5
5439000	9/2/1994	2.69	2.69	0.0826	0.22	9958	84.4041%	Fecal		CFU/100 mL	200	-	1,087.5
5439000	11/24/2004	2.69	2.69	0.0826	0.22	9958	84.4041%	Fecal		CFU/100 mL	200	-	1,087.5
5439000	11/29/2005	2.69	2.69	0.0826	0.22	9958	84.4041%	Fecal		CFU/100 mL	200	-	1,087.5
5439000	11/22/2006	2.69	2.69	0.0826	0.22	9958	84.4041%	Fecal		CFU/100 mL	200	-	1,087.5
5439000	9/18/2009	2.69	2.69	0.0826	0.22	9958	84.4041%	Fecal		CFU/100 mL	200	-	1,087.5
5439000	10/12/2014	2.69	2.69	0.0826	0.22	9958	84.4041%	Fecal		CFU/100 mL	200	-	1,087.5
5439000	8/29/2002	2.68	2.68	0.0826	0.22	9964	84.4550%	Fecal		CFU/100 mL	200	-	1,083.4
5439000	11/7/2004	2.68	2.68	0.0826	0.22	9964	84.4550%	Fecal		CFU/100 mL	200	-	1,083.4
5439000	9/23/2014	2.68	2.68	0.0826	0.22	9964	84.4550%	Fecal		CFU/100 mL	200	-	1,083.4
5439000	8/14/2018	2.68	2.68	0.0826	0.22	9964	84.4550%	Fecal		CFU/100 mL	200	-	1,083.4
5439000	10/6/2002	2.67	2.67	0.0826	0.22	9968	84.4889%	Fecal		CFU/100 mL	200	-	1,079.4
5439000	10/17/2021	2.67	2.67	0.0826	0.22	9968	84.4889%	Fecal		CFU/100 mL	200	-	1,079.4
5439000	7/17/2002	2.65	2.65	0.0826	0.22	9970	84.5058%	Fecal		CFU/100 mL	200	-	1,071.3
5439000	8/6/2012	2.65	2.65	0.0826	0.22	9970	84.5058%	Fecal		CFU/100 mL	200	-	1,071.3
5439000	9/16/2013	2.65	2.65	0.0826	0.22	9970	84.5058%	Fecal		CFU/100 mL	200	-	1,071.3
5439000	9/6/1994	2.64	2.64	0.0826	0.22	9973	84.5313%	Fecal		CFU/100 mL	200	-	1,067.3
5439000	8/21/2021	2.64	2.64	0.0826	0.22	9973	84.5313%	Fecal		CFU/100 mL	200	-	1,067.3
5439000	11/21/2004	2.63	2.63	0.0826	0.22	9975	84.5482%	Fecal		CFU/100 mL	200	-	1,063.2
5439000	7/20/2005	2.63	2.63	0.0826	0.22	9975	84.5482%	Fecal		CFU/100 mL	200	-	1,063.2
5439000	9/29/2009	2.62	2.62	0.0826	0.22	9977	84.5652%	Fecal		CFU/100 mL	200	-	1,059.2
5439000	9/28/2015	2.62	2.62	0.0826	0.22	9977	84.5652%	Fecal		CFU/100 mL	200	-	1,059.2
5439000	8/15/2016	2.62	2.62	0.0826	0.22	9977	84.5652%	Fecal		CFU/100 mL	200	-	1,059.2
5439000	8/16/1992	2.6	2.6	0.0826	0.21	9980	84.5906%	Fecal		CFU/100 mL	200	-	1,051.1
5439000	8/7/1994	2.6	2.6	0.0826	0.21	9980	84.5906%	Fecal		CFU/100 mL	200	-	1,051.1
5439000	10/9/1996	2.6	2.6	0.0826	0.21	9980	84.5906%	Fecal		CFU/100 mL	200	-	1,051.1
5439000	11/7/1997	2.6	2.6	0.0826	0.21	9980	84.5906%	Fecal		CFU/100 mL	200	-	1,051.1
5439000	12/25/1997	2.6	2.6	0.0826	0.21	9980	84.5906%	Fecal		CFU/100 mL	200	-	1,051.1
5439000	9/7/1998	2.6	2.6	0.0826	0.21	9980	84.5906%	Fecal		CFU/100 mL	200	-	1,051.1
5439000	10/12/1998	2.6	2.6	0.0826	0.21	9980	84.5906%	Fecal		CFU/100 mL	200	-	1,051.1
5439000	12/2/1999	2.6	2.6	0.0826	0.21	9980	84.5906%	Fecal		CFU/100 mL	200	-	1,051.1
5439000	7/17/2001	2.6	2.6	0.0826	0.21	9980	84.5906%	Fecal		CFU/100 mL	200	-	1,051.1
5439000	10/4/2013	2.6	2.6	0.0826	0.21	9980	84.5906%	Fecal		CFU/100 mL	200	-	1,051.1
5439000	8/24/2019	2.6	2.6	0.0826	0.21	9980	84.5906%	Fecal		CFU/100 mL	200	-	1,051.1
5439000	8/14/2020	2.6	2.6	0.0826	0.21	9980	84.5906%	Fecal		CFU/100 mL	200	-	1,051.1
5439000	8/4/2003	2.59	2.59	0.0826	0.21	9992	84.6923%	Fecal		CFU/100 mL	200	-	1,047.0
5439000	11/23/2006	2.59	2.59	0.0826	0.21	9992	84.6923%	Fecal		CFU/100 mL	200	-	1,047.0
5439000	7/10/2012	2.59	2.59	0.0826	0.21	9992	84.6923%	Fecal		CFU/100 mL	200	-	1,047.0
5439000	8/25/2020	2.59	2.59	0.0826	0.21	9992	84.6923%	Fecal		CFU/100 mL	200	-	1,047.0
5439000	11/9/2002	2.58	2.58	0.0826	0.21	9996	84.7262%	Fecal		CFU/100 mL	200	-	1,043.0
5439000	8/26/2020	2.58	2.58	0.0826	0.21	9996	84.7262%	Fecal		CFU/100 mL	200	-	1,043.0
5439000	10/6/2013	2.57	2.57	0.0826	0.21	9998	84.7432%	Fecal		CFU/100 mL	200	-	1,039.0
5439000	8/25/2021	2.57	2.57	0.0826	0.21	9998	84.7432%	Fecal		CFU/100 mL	200	-	1,039.0
5439000	10/2/2001	2.56	2.56	0.0826	0.21	10000	84.7601%	Fecal		CFU/100 mL	200	-	1,034.9
5439000	11/17/2003	2.56	2.56	0.0826	0.21	10000	84.7601%	Fecal		CFU/100 mL	200	-	1,034.9
5439000	12/21/2013	2.56	2.56	0.0826	0.21	10000	84.7601%	Fecal		CFU/100 mL	200	-	1,034.9
5439000	7/27/2006	2.55	2.55	0.0826	0.21	10003	84.7856%	Fecal		CFU/100 mL	200	-	1,030.9
5439000	10/2/2015	2.55	2.55	0.0826	0.21	10003	84.7856%	Fecal		CFU/100 mL	200	-	1,030.9
5439000	8/28/2020	2.55	2.55	0.0826	0.21	10003	84.7856%	Fecal		CFU/100 mL	200	-	1,030.9

Gage ID	Date	Discharge (CFS)	Gage Discharge (less Surrogate NPDES) (CFS)	Watershed Area Ratio	Calculated flow (CFS)	Rank	Flow Exceedance %	Parameter	Results	Units (mg or micro_gram	Limit/Standard	Actual Load (million colonies/day)	Allowable Load (million colonies/day)
5439000	7/27/2002	2.54	2.54	0.0826	0.21	10006	84.8110%	Fecal		CFU/100 mL	200	-	1,026.8
5439000	11/8/2002	2.54	2.54	0.0826	0.21	10006	84.8110%	Fecal		CFU/100 mL	200	-	1,026.8
5439000	8/13/2008	2.54	2.54	0.0826	0.21	10006	84.8110%	Fecal		CFU/100 mL	200	-	1,026.8
5439000	8/14/2012	2.54	2.54	0.0826	0.21	10006	84.8110%	Fecal		CFU/100 mL	200	-	1,026.8
5439000	1/9/2004	2.53	2.53	0.0826	0.21	10010	84.8449%	Fecal		CFU/100 mL	200	-	1,022.8
5439000	11/25/2006	2.53	2.53	0.0826	0.21	10010	84.8449%	Fecal		CFU/100 mL	200	-	1,022.8
5439000	10/17/2013	2.52	2.52	0.0826	0.21	10012	84.8618%	Fecal		CFU/100 mL	200	-	1,018.7
5439000	4/22/2003	2.51	2.51	0.0826	0.21	10013	84.8703%	Fecal		CFU/100 mL	200	-	1,014.7
5439000	9/7/2015	2.51	2.51	0.0826	0.21	10013	84.8703%	Fecal		CFU/100 mL	200	-	1,014.7
5439000	8/10/2019	2.51	2.51	0.0826	0.21	10013	84.8703%	Fecal		CFU/100 mL	200	-	1,014.7
5439000	8/15/2020	2.51	2.51	0.0826	0.21	10013	84.8703%	Fecal		CFU/100 mL	200	-	1,014.7
5439000	8/27/2021	2.51	2.51	0.0826	0.21	10013	84.8703%	Fecal		CFU/100 mL	200	-	1,014.7
5439000	9/11/1991	2.5	2.5	0.0826	0.21	10018	84.9127%	Fecal		CFU/100 mL	200	-	1,010.7
5439000	9/30/1991	2.5	2.5	0.0826	0.21	10018	84.9127%	Fecal		CFU/100 mL	200	-	1,010.7
5439000	10/17/1991	2.5	2.5	0.0826	0.21	10018	84.9127%	Fecal		CFU/100 mL	200	-	1,010.7
5439000	8/11/1995	2.5	2.5	0.0826	0.21	10018	84.9127%	Fecal		CFU/100 mL	200	-	1,010.7
5439000	8/24/1995	2.5	2.5	0.0826	0.21	10018	84.9127%	Fecal		CFU/100 mL	200	-	1,010.7
5439000	9/20/1995	2.5	2.5	0.0826	0.21	10018	84.9127%	Fecal		CFU/100 mL	200	-	1,010.7
5439000	10/7/1996	2.5	2.5	0.0826	0.21	10018	84.9127%	Fecal		CFU/100 mL	200	-	1,010.7
5439000	10/28/1996	2.5	2.5	0.0826	0.21	10018	84.9127%	Fecal		CFU/100 mL	200	-	1,010.7
5439000	11/28/1996	2.5	2.5	0.0826	0.21	10018	84.9127%	Fecal		CFU/100 mL	200	-	1,010.7
5439000	8/13/1998	2.5	2.5	0.0826	0.21	10018	84.9127%	Fecal		CFU/100 mL	200	-	1,010.7
5439000	10/13/1998	2.5	2.5	0.0826	0.21	10018	84.9127%	Fecal		CFU/100 mL	200	-	1,010.7
5439000	10/16/1998	2.5	2.5	0.0826	0.21	10018	84.9127%	Fecal		CFU/100 mL	200	-	1,010.7
5439000	9/9/2012	2.5	2.5	0.0826	0.21	10018	84.9127%	Fecal		CFU/100 mL	200	-	1,010.7
5439000	11/24/2013	2.5	2.5	0.0826	0.21	10018	84.9127%	Fecal		CFU/100 mL	200	-	1,010.7
5439000	7/31/2002	2.49	2.49	0.0826	0.21	10032	85.0314%	Fecal		CFU/100 mL	200	-	1,006.6
5439000	10/28/2012	2.49	2.49	0.0826	0.21	10032	85.0314%	Fecal		CFU/100 mL	200	-	1,006.6
5439000	12/24/2013	2.49	2.49	0.0826	0.21	10032	85.0314%	Fecal		CFU/100 mL	200	-	1,006.6
5439000	9/6/2015	2.49	2.49	0.0826	0.21	10032	85.0314%	Fecal		CFU/100 mL	200	-	1,006.6
5439000	9/1/2017	2.49	2.49	0.0826	0.21	10032	85.0314%	Fecal		CFU/100 mL	200	-	1,006.6
5439000	10/3/2021	2.49	2.49	0.0826	0.21	10032	85.0314%	Fecal		CFU/100 mL	200	-	1,006.6
5439000	12/24/2012	2.48	2.48	0.0826	0.20	10038	85.0822%	Fecal		CFU/100 mL	200	-	1,002.6
5439000	6/29/2005	2.47	2.47	0.0826	0.20	10039	85.0907%	Fecal		CFU/100 mL	200	-	998.5
5439000	9/29/2015	2.47	2.47	0.0826	0.20	10039	85.0907%	Fecal		CFU/100 mL	200	-	998.5
5439000	8/22/2021	2.47	2.47	0.0826	0.20	10039	85.0907%	Fecal		CFU/100 mL	200	-	998.5
5439000	9/4/1994	2.46	2.46	0.0826	0.20	10042	85.1161%	Fecal		CFU/100 mL	200	-	994.5
5439000	7/18/2002	2.46	2.46	0.0826	0.20	10042	85.1161%	Fecal		CFU/100 mL	200	-	994.5
5439000	10/18/2013	2.46	2.46	0.0826	0.20	10042	85.1161%	Fecal		CFU/100 mL	200	-	994.5
5439000	8/26/2021	2.46	2.46	0.0826	0.20	10042	85.1161%	Fecal		CFU/100 mL	200	-	994.5
5439000	11/7/2003	2.45	2.45	0.0826	0.20	10046	85.1500%	Fecal		CFU/100 mL	200	-	990.4
5439000	7/11/2012	2.45	2.45	0.0826	0.20	10046	85.1500%	Fecal		CFU/100 mL	200	-	990.4
5439000	9/4/2012	2.45	2.45	0.0826	0.20	10046	85.1500%	Fecal		CFU/100 mL	200	-	990.4
5439000	8/26/2015	2.45	2.45	0.0826	0.20	10046	85.1500%	Fecal		CFU/100 mL	200	-	990.4
5439000	9/23/2020	2.45	2.45	0.0826	0.20	10046	85.1500%	Fecal		CFU/100 mL	200	-	990.4
5439000	9/25/2006	2.44	2.44	0.0826	0.20	10051	85.1924%	Fecal		CFU/100 mL	200	-	986.4
5439000	8/27/2020	2.44	2.44	0.0826	0.20	10051	85.1924%	Fecal		CFU/100 mL	200	-	986.4
5439000	8/29/2020	2.44	2.44	0.0826	0.20	10051	85.1924%	Fecal		CFU/100 mL	200	-	986.4
5439000	12/20/2002	2.43	2.43	0.0826	0.20	10054	85.2178%	Fecal		CFU/100 mL	200	-	982.4
5439000	7/26/2012	2.43	2.43	0.0826	0.20	10054	85.2178%	Fecal		CFU/100 mL	200	-	982.4
5439000	11/22/2003	2.42	2.42	0.0826	0.20	10056	85.2348%	Fecal		CFU/100 mL	200	-	978.3
5439000	8/13/2013	2.42	2.42	0.0826	0.20	10056	85.2348%	Fecal		CFU/100 mL	200	-	978.3
5439000	9/15/2016	2.42	2.42	0.0826	0.20	10056	85.2348%	Fecal		CFU/100 mL	200	-	978.3
5439000	8/7/2002	2.41	2.41	0.0826	0.20	10059	85.2602%	Fecal		CFU/100 mL	200	-	974.3
5439000	8/13/2005	2.41	2.41	0.0826	0.20	10059	85.2602%	Fecal		CFU/100 mL	200	-	974.3
5439000	8/18/1991	2.4	2.4	0.0826	0.20	10061	85.2772%	Fecal		CFU/100 mL	200	-	970.2
5439000	10/16/1991	2.4	2.4	0.0826	0.20	10061	85.2772%	Fecal		CFU/100 mL	200	-	970.2
5439000	8/9/1995	2.4	2.4	0.0826	0.20	10061	85.2772%	Fecal		CFU/100 mL	200	-	970.2
5439000	10/8/1996	2.4	2.4	0.0826	0.20	10061	85.2772%	Fecal		CFU/100 mL	200	-	970.2
5439000	10/14/1997	2.4	2.4	0.0826	0.20	10061	85.2772%	Fecal		CFU/100 mL	200	-	970.2
5439000	10/17/1997	2.4	2.4	0.0826	0.20	10061	85.2772%	Fecal		CFU/100 mL	200	-	970.2
5439000	10/30/1997	2.4	2.4	0.0826	0.20	10061	85.2772%	Fecal		CFU/100 mL	200	-	970.2
5439000	10/31/1997	2.4	2.4	0.0826	0.20	10061	85.2772%	Fecal		CFU/100 mL	200	-	970.2
5439000	9/4/1998	2.4	2.4	0.0826	0.20	10061	85.2772%	Fecal		CFU/100 mL	200	-	970.2
5439000	11/30/1999	2.4	2.4	0.0826	0.20	10061	85.2772%	Fecal		CFU/100 mL	200	-	970.2
5439000	12/1/1999	2.4	2.4	0.0826	0.20	10061	85.2772%	Fecal		CFU/100 mL	200	-	970.2
5439000	7/22/2001	2.4	2.4	0.0826	0.20	10061	85.2772%	Fecal		CFU/100 mL	200	-	970.2
5439000	1/5/2004	2.4	2.4	0.0826	0.20	10061	85.2772%	Fecal		CFU/100 mL	200	-	970.2
5439000	7/29/2004	2.4	2.4	0.0826	0.20	10061	85.2772%	Fecal		CFU/100 mL	200	-	970.2
5439000	12/11/2010	2.4	2.4	0.0826	0.20	10061	85.2772%	Fecal		CFU/100 mL	200	-	970.2
5439000	9/22/2012	2.4	2.4	0.0826	0.20	10061	85.2772%	Fecal		CFU/100 mL	200	-	970.2
5439000	8/22/2018	2.4	2.4	0.0826	0.20	10061	85.2772%	Fecal		CFU/100 mL	200	-	970.2
5439000	9/22/2002	2.38	2.38	0.0826	0.20	10078	85.4213%	Fecal		CFU/100 mL	200	-	962.2
5439000	8/25/2015	2.38	2.38	0.0826	0.20	10078	85.4213%	Fecal		CFU/100 mL	200	-	962.2
5439000	10/26/2015	2.38	2.38	0.0826	0.20	10078	85.4213%	Fecal		CFU/100 mL	200	-	962.2
5439000	11/23/2003	2.37	2.37	0.0826	0.20	10081	85.4467%	Fecal		CFU/100 mL	200	-	958.1
5439000	7/26/2005	2.37	2.37	0.0826	0.20	10081	85.4467%	Fecal		CFU/100 mL	200	-	958.1
5439000	1/16/2013	2.37	2.37	0.0826	0.20	10081	85.4467%	Fecal		CFU/100 mL	200	-	958.1
5439000	8/23/2021	2.37	2.37	0.0826	0.20	10081	85.4467%	Fecal		CFU/100 mL	200	-	958.1
5439000	8/24/2021	2.37	2.37	0.0826	0.20	10081	85.4467%	Fecal		CFU/100 mL	200	-	958.1
5439000	7/20/2002	2.36	2.36	0.0826	0.19	10086	85.4891%	Fecal		CFU/100 mL	200	-	954.1
5439000	8/10/2013	2.36	2.36	0.0826	0.19	10086	85.4891%	Fecal		CFU/100 mL	200	-	954.1
5439000	9/30/2015	2.35	2.35	0.0826	0.19	10088	85.5060%	Fecal		CFU/100 mL	200	-	950.0
5439000	9/1/2020	2.35	2.35	0.0826	0.19	10088	85.5060%	Fecal		CFU/100 mL	200	-	950.0
5439000	10/15/2003	2.34	2.34	0.0826	0.19	10090	85.5230%	Fecal		CFU/100 mL	200	-	946.0
5439000	8/15/2018	2.33	2.33	0.0826	0.19	10091	85.5314%	Fecal		CFU/100 mL	200	-	941.9
5439000	9/11/1994	2.32	2.32	0.0826	0.19	10092	85.5399%	Fecal		CFU/100 mL	200	-	937.9
5439000	11/5/2002	2.32	2.32	0.0826	0.19	10092	85.5399%	Fecal		CFU/100 mL	200	-	937.9
5439000	1/18/2014	2.32	2.32	0.0826	0.19	10092	85.5399%	Fecal		CFU/100 mL	200	-	937.9
5439000	2/18/2014	2.32	2.32	0.0826	0.19	10092	85.5399%	Fecal		CFU/100 mL	200	-	937.9
5439000	3/31/2003	2.31	2.31	0.0826	0.19	10096	85.5738%	Fecal		CFU/100 mL	200	-	933.9
5439000	8/25/2004	2.31	2.31	0.0826	0.19	10096	85.5738%	Fecal		CFU/100 mL	200	-	933.9
5439000	12/6/2010	2.31	2.31	0.0826	0.19	10096	85.5738%	Fecal		CFU/100 mL	200	-	933.9
5439000	8/15/1991	2.3	2.3	0.0826	0.19	10099	85.5993%	Fecal		CFU/100 mL	200	-	929.8
5439000	8/21/1991	2.3	2.3	0.0826	0.19	10099	85.5993%	Fecal		CFU/100 mL	200	-	929.8
5439000	9/8/1991	2.3	2.3	0.0826	0.19	10099	85.5993%	Fecal		CFU/100 mL	200	-	929.8
5439000	10/1/1991	2.3	2.3	0.0826	0.19	10099	85.5993%	Fecal		CFU/100 mL	200	-	929.8
5439000	2/3/1996	2.3	2.3	0.0826	0.19	10099	85.5993%	Fecal		CFU/100 mL	200	-	929.8
5439000	11/3/1997	2.3	2.3	0.0826	0.19	10099	85.5993%	Fecal		CFU/100 mL	200	-	929.8
5439000	8/3/1998	2.3	2.3	0.0826	0.19	10099	85.5993%	Fecal		CFU/100 mL	200	-	929.8
5439000	9/1/1998	2.3	2.3	0.0826	0.19	10099	85.5993%	Fecal		CFU/100 mL	200	-	929.8
5439000	9/3/2000	2.3	2.3	0.0826	0.19	10099	85.5993%	Fecal		CFU/100 mL	200	-	929.8
5439000	9/4/2000	2.3	2.3	0.0826	0.19	10099	85.5993%	Fecal		CFU/100 mL	200	-	929.8
5439000	9/5/2000	2.3	2.3	0.0826	0.19	10099	85.5993%	Fecal		CFU/100 mL	200	-	929.8
5439000	7/21/2001	2.3	2.3	0.0826	0.19	10099	85.5993%	Fecal		CFU/100 mL	200	-	929.8
5439000	8/6/2001	2.3	2.3	0.0826	0.19	10099	85.5993%	Fecal		CFU/100 mL	200	-	929.8
5439000	7/25/2006	2.29	2.29	0.0826	0.19	10112	85.7094%	Fecal		CFU/100 mL	200	-	925.8
5439000	12/6/2003	2.28	2.28	0.0826	0.19	10113	85.7179%	Fecal		CFU/100 mL	200	-	921.7
5439000	8/19/2004	2.28	2.28	0.0826	0.19	10113	85.7179%	Fecal		CFU/100 mL	200	-	921.7
5439000	11/14/2010	2.28	2.28	0.0826	0.19	10113	85.7179%	Fecal		CFU/100 mL	200	-	921.7
5439000	11/14/2013	2.28	2.28	0.0826	0.19	10113	85.7179%	Fecal		CFU/100 mL	200	-	921.7
5439000	8/31/2020	2.28	2.28	0.0826	0.19	10113	85.7179%	Fecal		CFU/100 mL	200	-	921.7
5439000	9/19/2006	2.27	2.27	0.0826	0.19	10118	85.7603%	Fecal		CFU/100 mL	200	-	917.7
5439000	11/26/2006	2.27	2.27	0.0826	0.19	10118	85.7603%	Fecal		CFU/100 mL	200	-	917.7
5439000	11/13/2010	2.27	2.27	0.0826	0.19	10118	85.7603%	Fecal		CFU/100 mL	200	-	917.7

Gage ID	Date	Discharge (CFS)	Gage Discharge (less Surrogate NPDES) (CFS)	Watershed Area Ratio	Calculated flow (CFS)	Rank	Flow Exceedance %	Parameter	Results	Units (mg or micro_gram	Limit/Standard	Actual Load (million colonies/day)	Allowable Load (million colonies/day)
5439000	10/1/2015	2.26	2.26	0.0826	0.19	10121	85.7857%	Fecal		CFU/100 mL	200	-	913.6
5439000	8/7/2004	2.25	2.25	0.0826	0.19	10122	85.7942%	Fecal		CFU/100 mL	200	-	909.6
5439000	9/22/2010	2.25	2.25	0.0826	0.19	10122	85.7942%	Fecal		CFU/100 mL	200	-	909.6
5439000	8/7/2013	2.25	2.25	0.0826	0.19	10122	85.7942%	Fecal		CFU/100 mL	200	-	909.6
5439000	1/19/2014	2.25	2.25	0.0826	0.19	10122	85.7942%	Fecal		CFU/100 mL	200	-	909.6
5439000	2/5/2006	2.24	2.24	0.0826	0.19	10126	85.8281%	Fecal		CFU/100 mL	200	-	905.6
5439000	7/19/2006	2.24	2.24	0.0826	0.19	10126	85.8281%	Fecal		CFU/100 mL	200	-	905.6
5439000	8/8/2013	2.24	2.24	0.0826	0.19	10126	85.8281%	Fecal		CFU/100 mL	200	-	905.6
5439000	9/15/2018	2.24	2.24	0.0826	0.19	10126	85.8281%	Fecal		CFU/100 mL	200	-	905.6
5439000	11/24/2003	2.23	2.23	0.0826	0.18	10130	85.8620%	Fecal		CFU/100 mL	200	-	901.5
5439000	10/4/2020	2.23	2.23	0.0826	0.18	10130	85.8620%	Fecal		CFU/100 mL	200	-	901.5
5439000	7/30/2004	2.22	2.22	0.0826	0.18	10132	85.8790%	Fecal		CFU/100 mL	200	-	897.5
5439000	9/30/2009	2.22	2.22	0.0826	0.18	10132	85.8790%	Fecal		CFU/100 mL	200	-	897.5
5439000	9/26/2020	2.22	2.22	0.0826	0.18	10132	85.8790%	Fecal		CFU/100 mL	200	-	897.5
5439000	10/31/2004	2.21	2.21	0.0826	0.18	10135	85.9044%	Fecal		CFU/100 mL	200	-	893.4
5439000	10/20/2006	2.21	2.21	0.0826	0.18	10135	85.9044%	Fecal		CFU/100 mL	200	-	893.4
5439000	11/6/2010	2.21	2.21	0.0826	0.18	10135	85.9044%	Fecal		CFU/100 mL	200	-	893.4
5439000	10/18/2021	2.21	2.21	0.0826	0.18	10135	85.9044%	Fecal		CFU/100 mL	200	-	893.4
5439000	9/1/1992	2.2	2.2	0.0826	0.18	10139	85.9383%	Fecal		CFU/100 mL	200	-	889.4
5439000	8/8/1995	2.2	2.2	0.0826	0.18	10139	85.9383%	Fecal		CFU/100 mL	200	-	889.4
5439000	11/4/1997	2.2	2.2	0.0826	0.18	10139	85.9383%	Fecal		CFU/100 mL	200	-	889.4
5439000	8/2/1999	2.2	2.2	0.0826	0.18	10139	85.9383%	Fecal		CFU/100 mL	200	-	889.4
5439000	8/12/1999	2.2	2.2	0.0826	0.18	10139	85.9383%	Fecal		CFU/100 mL	200	-	889.4
5439000	8/31/2000	2.2	2.2	0.0826	0.18	10139	85.9383%	Fecal		CFU/100 mL	200	-	889.4
5439000	9/17/2000	2.2	2.2	0.0826	0.18	10139	85.9383%	Fecal		CFU/100 mL	200	-	889.4
5439000	7/30/2001	2.2	2.2	0.0826	0.18	10139	85.9383%	Fecal		CFU/100 mL	200	-	889.4
5439000	9/4/2001	2.2	2.2	0.0826	0.18	10139	85.9383%	Fecal		CFU/100 mL	200	-	889.4
5439000	7/29/2003	2.2	2.2	0.0826	0.18	10139	85.9383%	Fecal		CFU/100 mL	200	-	889.4
5439000	7/3/2005	2.2	2.2	0.0826	0.18	10139	85.9383%	Fecal		CFU/100 mL	200	-	889.4
5439000	11/13/2012	2.2	2.2	0.0826	0.18	10139	85.9383%	Fecal		CFU/100 mL	200	-	889.4
5439000	8/17/2020	2.2	2.2	0.0826	0.18	10139	85.9383%	Fecal		CFU/100 mL	200	-	889.4
5439000	10/3/2001	2.19	2.19	0.0826	0.18	10152	86.0485%	Fecal		CFU/100 mL	200	-	885.3
5439000	3/23/2003	2.19	2.19	0.0826	0.18	10152	86.0485%	Fecal		CFU/100 mL	200	-	885.3
5439000	12/1/2005	2.19	2.19	0.0826	0.18	10152	86.0485%	Fecal		CFU/100 mL	200	-	885.3
5439000	9/4/2013	2.18	2.18	0.0826	0.18	10155	86.0739%	Fecal		CFU/100 mL	200	-	881.3
5439000	8/26/2018	2.18	2.18	0.0826	0.18	10155	86.0739%	Fecal		CFU/100 mL	200	-	881.3
5439000	9/15/2006	2.17	2.17	0.0826	0.18	10157	86.0909%	Fecal		CFU/100 mL	200	-	877.3
5439000	9/11/2010	2.17	2.17	0.0826	0.18	10157	86.0909%	Fecal		CFU/100 mL	200	-	877.3
5439000	8/25/2019	2.17	2.17	0.0826	0.18	10157	86.0909%	Fecal		CFU/100 mL	200	-	877.3
5439000	8/18/2002	2.16	2.16	0.0826	0.18	10160	86.1163%	Fecal		CFU/100 mL	200	-	873.2
5439000	10/7/2002	2.16	2.16	0.0826	0.18	10160	86.1163%	Fecal		CFU/100 mL	200	-	873.2
5439000	4/23/2003	2.16	2.16	0.0826	0.18	10160	86.1163%	Fecal		CFU/100 mL	200	-	873.2
5439000	7/26/2003	2.16	2.16	0.0826	0.18	10160	86.1163%	Fecal		CFU/100 mL	200	-	873.2
5439000	11/16/2013	2.16	2.16	0.0826	0.18	10160	86.1163%	Fecal		CFU/100 mL	200	-	873.2
5439000	9/16/2018	2.16	2.16	0.0826	0.18	10160	86.1163%	Fecal		CFU/100 mL	200	-	873.2
5439000	7/29/2002	2.15	2.15	0.0826	0.18	10166	86.1671%	Fecal		CFU/100 mL	200	-	869.2
5439000	8/30/2020	2.15	2.15	0.0826	0.18	10166	86.1671%	Fecal		CFU/100 mL	200	-	869.2
5439000	10/26/2002	2.14	2.14	0.0826	0.18	10168	86.1841%	Fecal		CFU/100 mL	200	-	865.1
5439000	8/14/2008	2.14	2.14	0.0826	0.18	10168	86.1841%	Fecal		CFU/100 mL	200	-	865.1
5439000	9/16/2016	2.14	2.14	0.0826	0.18	10168	86.1841%	Fecal		CFU/100 mL	200	-	865.1
5439000	11/27/2006	2.13	2.13	0.0826	0.18	10171	86.2095%	Fecal		CFU/100 mL	200	-	861.1
5439000	8/18/2011	2.11	2.11	0.0826	0.17	10172	86.2180%	Fecal		CFU/100 mL	200	-	853.0
5439000	10/23/2015	2.11	2.11	0.0826	0.17	10172	86.2180%	Fecal		CFU/100 mL	200	-	853.0
5439000	9/3/2020	2.11	2.11	0.0826	0.17	10172	86.2180%	Fecal		CFU/100 mL	200	-	853.0
5439000	8/28/2021	2.11	2.11	0.0826	0.17	10172	86.2180%	Fecal		CFU/100 mL	200	-	853.0
5439000	10/2/1991	2.1	2.1	0.0826	0.17	10176	86.2519%	Fecal		CFU/100 mL	200	-	849.0
5439000	9/5/1992	2.1	2.1	0.0826	0.17	10176	86.2519%	Fecal		CFU/100 mL	200	-	849.0
5439000	9/9/1995	2.1	2.1	0.0826	0.17	10176	86.2519%	Fecal		CFU/100 mL	200	-	849.0
5439000	10/16/1995	2.1	2.1	0.0826	0.17	10176	86.2519%	Fecal		CFU/100 mL	200	-	849.0
5439000	10/15/1996	2.1	2.1	0.0826	0.17	10176	86.2519%	Fecal		CFU/100 mL	200	-	849.0
5439000	11/1/1997	2.1	2.1	0.0826	0.17	10176	86.2519%	Fecal		CFU/100 mL	200	-	849.0
5439000	9/19/1998	2.1	2.1	0.0826	0.17	10176	86.2519%	Fecal		CFU/100 mL	200	-	849.0
5439000	9/22/1998	2.1	2.1	0.0826	0.17	10176	86.2519%	Fecal		CFU/100 mL	200	-	849.0
5439000	8/10/1999	2.1	2.1	0.0826	0.17	10176	86.2519%	Fecal		CFU/100 mL	200	-	849.0
5439000	8/28/1999	2.1	2.1	0.0826	0.17	10176	86.2519%	Fecal		CFU/100 mL	200	-	849.0
5439000	8/19/2001	2.1	2.1	0.0826	0.17	10176	86.2519%	Fecal		CFU/100 mL	200	-	849.0
5439000	3/27/2003	2.1	2.1	0.0826	0.17	10176	86.2519%	Fecal		CFU/100 mL	200	-	849.0
5439000	1/6/2004	2.1	2.1	0.0826	0.17	10176	86.2519%	Fecal		CFU/100 mL	200	-	849.0
5439000	1/18/2004	2.1	2.1	0.0826	0.17	10176	86.2519%	Fecal		CFU/100 mL	200	-	849.0
5439000	9/23/2012	2.1	2.1	0.0826	0.17	10176	86.2519%	Fecal		CFU/100 mL	200	-	849.0
5439000	8/9/2013	2.1	2.1	0.0826	0.17	10176	86.2519%	Fecal		CFU/100 mL	200	-	849.0
5439000	7/31/2004	2.09	2.09	0.0826	0.17	10192	86.3875%	Fecal		CFU/100 mL	200	-	844.9
5439000	7/7/2005	2.09	2.09	0.0826	0.17	10192	86.3875%	Fecal		CFU/100 mL	200	-	844.9
5439000	8/16/2016	2.09	2.09	0.0826	0.17	10192	86.3875%	Fecal		CFU/100 mL	200	-	844.9
5439000	1/8/2004	2.08	2.08	0.0826	0.17	10195	86.4130%	Fecal		CFU/100 mL	200	-	840.9
5439000	8/5/2006	2.08	2.08	0.0826	0.17	10195	86.4130%	Fecal		CFU/100 mL	200	-	840.9
5439000	1/20/2014	2.08	2.08	0.0826	0.17	10195	86.4130%	Fecal		CFU/100 mL	200	-	840.9
5439000	10/2/2020	2.07	2.07	0.0826	0.17	10198	86.4384%	Fecal		CFU/100 mL	200	-	836.8
5439000	10/9/2021	2.07	2.07	0.0826	0.17	10198	86.4384%	Fecal		CFU/100 mL	200	-	836.8
5439000	7/12/2012	2.06	2.06	0.0826	0.17	10200	86.4553%	Fecal		CFU/100 mL	200	-	832.8
5439000	9/15/2012	2.06	2.06	0.0826	0.17	10200	86.4553%	Fecal		CFU/100 mL	200	-	832.8
5439000	9/24/2020	2.06	2.06	0.0826	0.17	10200	86.4553%	Fecal		CFU/100 mL	200	-	832.8
5439000	2/6/2006	2.05	2.05	0.0826	0.17	10203	86.4808%	Fecal		CFU/100 mL	200	-	828.7
5439000	11/26/2010	2.05	2.05	0.0826	0.17	10203	86.4808%	Fecal		CFU/100 mL	200	-	828.7
5439000	9/17/2016	2.05	2.05	0.0826	0.17	10203	86.4808%	Fecal		CFU/100 mL	200	-	828.7
5439000	9/2/2017	2.05	2.05	0.0826	0.17	10203	86.4808%	Fecal		CFU/100 mL	200	-	828.7
5439000	11/21/2002	2.04	2.04	0.0826	0.17	10207	86.5147%	Fecal		CFU/100 mL	200	-	824.7
5439000	11/8/2003	2.04	2.04	0.0826	0.17	10207	86.5147%	Fecal		CFU/100 mL	200	-	824.7
5439000	10/4/2021	2.04	2.04	0.0826	0.17	10207	86.5147%	Fecal		CFU/100 mL	200	-	824.7
5439000	9/7/1994	2.03	2.03	0.0826	0.17	10210	86.5401%	Fecal		CFU/100 mL	200	-	820.7
5439000	10/30/2010	2.03	2.03	0.0826	0.17	10210	86.5401%	Fecal		CFU/100 mL	200	-	820.7
5439000	8/19/2020	2.03	2.03	0.0826	0.17	10210	86.5401%	Fecal		CFU/100 mL	200	-	820.7
5439000	9/27/2020	2.03	2.03	0.0826	0.17	10210	86.5401%	Fecal		CFU/100 mL	200	-	820.7
5439000	8/1/1991	2	2	0.0826	0.17	10214	86.5740%	Fecal		CFU/100 mL	200	-	808.5
5439000	8/22/1991	2	2	0.0826	0.17	10214	86.5740%	Fecal		CFU/100 mL	200	-	808.5
5439000	9/2/1991	2	2	0.0826	0.17	10214	86.5740%	Fecal		CFU/100 mL	200	-	808.5
5439000	9/4/1992	2	2	0.0826	0.17	10214	86.5740%	Fecal		CFU/100 mL	200	-	808.5
5439000	2/4/1996	2	2	0.0826	0.17	10214	86.5740%	Fecal		CFU/100 mL	200	-	808.5
5439000	2/5/1996	2	2	0.0826	0.17	10214	86.5740%	Fecal		CFU/100 mL	200	-	808.5
5439000	12/1/1997	2	2	0.0826	0.17	10214	86.5740%	Fecal		CFU/100 mL	200	-	808.5
5439000	10/14/1998	2	2	0.0826	0.17	10214	86.5740%	Fecal		CFU/100 mL	200	-	808.5
5439000	8/7/1999	2	2	0.0826	0.17	10214	86.5740%	Fecal		CFU/100 mL	200	-	808.5
5439000	9/1/2000	2	2	0.0826	0.17	10214	86.5740%	Fecal		CFU/100 mL	200	-	808.5
5439000	9/19/2000	2	2	0.0826	0.17	10214	86.5740%	Fecal		CFU/100 mL	200	-	808.5
5439000	7/23/2001	2	2	0.0826	0.17	10214	86.5740%	Fecal		CFU/100 mL	200	-	808.5
5439000	11/9/2004	2	2	0.0826	0.17	10214	86.5740%	Fecal		CFU/100 mL	200	-	808.5
5439000	9/21/2018	2	2	0.0826	0.17	10214	86.5740%	Fecal		CFU/100 mL	200	-	808.5
5439000	11/20/2002	1.99	1.99	0.0826	0.16	10228	86.6927%	Fecal		CFU/100 mL	200	-	804.5
5439000	8/5/2003	1.99	1.99	0.0826	0.16	10228	86.6927%	Fecal		CFU/100 mL	200	-	804.5
5439000	11/27/2010	1.99	1.99	0.0826	0.16	10228	86.6927%	Fecal		CFU/100 mL	200	-	804.5
5439000	11/15/2003	1.98	1.98	0.0826	0.16	10231	86.7181%	Fecal		CFU/100 mL	200	-	800.4
5439000	10/30/2002	1.97	1.97	0.0826	0.16	10232	86.7266%	Fecal		CFU/100 mL	200	-	796.4
5439000	7/28/2012	1.97	1.97	0.0826	0.16	10232	86.7266%	Fecal		CFU/100 mL	200	-	796.4
5439000	1/21/2014	1.97	1.97	0.0826	0.16	10232	86.7266%	Fecal		CFU/100 mL	200	-	796.4
5439000	8/13/2004	1.96	1.96	0.0826	0.16	10235	86.7520%	Fecal		CFU/100 mL	200	-	792.4

Gage ID	Date	Discharge (CFS)	Gage Discharge (less Surrogate NPDES) (CFS)	Watershed Area Ratio	Calculated flow (CFS)	Rank	Flow Exceedance %	Parameter	Results	Units (mg or micro_gram	Limit/Standard	Actual Load (million colonies/day)	Allowable Load (million colonies/day)
5439000	11/7/2010	1.96	1.96	0.0826	0.16	10235	86.7520%	Fecal		CFU/100 mL	200	-	792.4
5439000	8/28/2015	1.96	1.96	0.0826	0.16	10235	86.7520%	Fecal		CFU/100 mL	200	-	792.4
5439000	9/16/2015	1.96	1.96	0.0826	0.16	10235	86.7520%	Fecal		CFU/100 mL	200	-	792.4
5439000	4/24/2003	1.95	1.95	0.0826	0.16	10239	86.7859%	Fecal		CFU/100 mL	200	-	788.3
5439000	9/17/2006	1.95	1.95	0.0826	0.16	10239	86.7859%	Fecal		CFU/100 mL	200	-	788.3
5439000	9/26/2006	1.95	1.95	0.0826	0.16	10239	86.7859%	Fecal		CFU/100 mL	200	-	788.3
5439000	9/12/2008	1.94	1.94	0.0826	0.16	10242	86.8113%	Fecal		CFU/100 mL	200	-	784.3
5439000	9/2/2011	1.94	1.94	0.0826	0.16	10242	86.8113%	Fecal		CFU/100 mL	200	-	784.3
5439000	10/12/2012	1.94	1.94	0.0826	0.16	10242	86.8113%	Fecal		CFU/100 mL	200	-	784.3
5439000	9/3/2017	1.94	1.94	0.0826	0.16	10242	86.8113%	Fecal		CFU/100 mL	200	-	784.3
5439000	8/8/2004	1.93	1.93	0.0826	0.16	10246	86.8452%	Fecal		CFU/100 mL	200	-	780.2
5439000	7/5/2012	1.93	1.93	0.0826	0.16	10246	86.8452%	Fecal		CFU/100 mL	200	-	780.2
5439000	8/11/2013	1.93	1.93	0.0826	0.16	10246	86.8452%	Fecal		CFU/100 mL	200	-	780.2
5439000	8/30/2002	1.92	1.92	0.0826	0.16	10249	86.8707%	Fecal		CFU/100 mL	200	-	776.2
5439000	11/14/2003	1.92	1.92	0.0826	0.16	10249	86.8707%	Fecal		CFU/100 mL	200	-	776.2
5439000	11/16/2003	1.92	1.92	0.0826	0.16	10249	86.8707%	Fecal		CFU/100 mL	200	-	776.2
5439000	11/16/2005	1.92	1.92	0.0826	0.16	10249	86.8707%	Fecal		CFU/100 mL	200	-	776.2
5439000	9/5/2011	1.91	1.91	0.0826	0.16	10253	86.9046%	Fecal		CFU/100 mL	200	-	772.1
5439000	9/9/1991	1.9	1.9	0.0826	0.16	10254	86.9130%	Fecal		CFU/100 mL	200	-	768.1
5439000	8/25/1992	1.9	1.9	0.0826	0.16	10254	86.9130%	Fecal		CFU/100 mL	200	-	768.1
5439000	8/25/1995	1.9	1.9	0.0826	0.16	10254	86.9130%	Fecal		CFU/100 mL	200	-	768.1
5439000	8/26/1995	1.9	1.9	0.0826	0.16	10254	86.9130%	Fecal		CFU/100 mL	200	-	768.1
5439000	9/23/1995	1.9	1.9	0.0826	0.16	10254	86.9130%	Fecal		CFU/100 mL	200	-	768.1
5439000	10/19/1995	1.9	1.9	0.0826	0.16	10254	86.9130%	Fecal		CFU/100 mL	200	-	768.1
5439000	9/21/1998	1.9	1.9	0.0826	0.16	10254	86.9130%	Fecal		CFU/100 mL	200	-	768.1
5439000	8/3/1999	1.9	1.9	0.0826	0.16	10254	86.9130%	Fecal		CFU/100 mL	200	-	768.1
5439000	9/9/2000	1.9	1.9	0.0826	0.16	10254	86.9130%	Fecal		CFU/100 mL	200	-	768.1
5439000	9/10/2000	1.9	1.9	0.0826	0.16	10254	86.9130%	Fecal		CFU/100 mL	200	-	768.1
5439000	9/18/2000	1.9	1.9	0.0826	0.16	10254	86.9130%	Fecal		CFU/100 mL	200	-	768.1
5439000	1/22/2014	1.9	1.9	0.0826	0.16	10254	86.9130%	Fecal		CFU/100 mL	200	-	768.1
5439000	1/23/2014	1.9	1.9	0.0826	0.16	10254	86.9130%	Fecal		CFU/100 mL	200	-	768.1
5439000	1/24/2014	1.9	1.9	0.0826	0.16	10254	86.9130%	Fecal		CFU/100 mL	200	-	768.1
5439000	8/29/2021	1.9	1.9	0.0826	0.16	10254	86.9130%	Fecal		CFU/100 mL	200	-	768.1
5439000	11/3/2002	1.89	1.89	0.0826	0.16	10269	87.0402%	Fecal		CFU/100 mL	200	-	764.1
5439000	9/21/2010	1.89	1.89	0.0826	0.16	10269	87.0402%	Fecal		CFU/100 mL	200	-	764.1
5439000	12/9/2012	1.89	1.89	0.0826	0.16	10269	87.0402%	Fecal		CFU/100 mL	200	-	764.1
5439000	11/19/2002	1.88	1.88	0.0826	0.16	10272	87.0656%	Fecal		CFU/100 mL	200	-	760.0
5439000	12/17/2002	1.88	1.88	0.0826	0.16	10272	87.0656%	Fecal		CFU/100 mL	200	-	760.0
5439000	9/10/2006	1.88	1.88	0.0826	0.16	10272	87.0656%	Fecal		CFU/100 mL	200	-	760.0
5439000	10/31/2010	1.88	1.88	0.0826	0.16	10272	87.0656%	Fecal		CFU/100 mL	200	-	760.0
5439000	11/1/2010	1.88	1.88	0.0826	0.16	10272	87.0656%	Fecal		CFU/100 mL	200	-	760.0
5439000	11/12/2010	1.88	1.88	0.0826	0.16	10272	87.0656%	Fecal		CFU/100 mL	200	-	760.0
5439000	1/25/2014	1.88	1.88	0.0826	0.16	10272	87.0656%	Fecal		CFU/100 mL	200	-	760.0
5439000	11/16/2010	1.87	1.87	0.0826	0.15	10279	87.1249%	Fecal		CFU/100 mL	200	-	756.0
5439000	9/24/2014	1.87	1.87	0.0826	0.15	10279	87.1249%	Fecal		CFU/100 mL	200	-	756.0
5439000	10/4/2015	1.87	1.87	0.0826	0.15	10279	87.1249%	Fecal		CFU/100 mL	200	-	756.0
5439000	8/6/2003	1.86	1.86	0.0826	0.15	10282	87.1504%	Fecal		CFU/100 mL	200	-	751.9
5439000	12/25/2010	1.85	1.85	0.0826	0.15	10283	87.1588%	Fecal		CFU/100 mL	200	-	747.9
5439000	2/17/2014	1.85	1.85	0.0826	0.15	10283	87.1588%	Fecal		CFU/100 mL	200	-	747.9
5439000	1/7/2004	1.84	1.84	0.0826	0.15	10285	87.1758%	Fecal		CFU/100 mL	200	-	743.8
5439000	11/15/2010	1.84	1.84	0.0826	0.15	10285	87.1758%	Fecal		CFU/100 mL	200	-	743.8
5439000	8/27/2015	1.84	1.84	0.0826	0.15	10285	87.1758%	Fecal		CFU/100 mL	200	-	743.8
5439000	9/30/2020	1.84	1.84	0.0826	0.15	10285	87.1758%	Fecal		CFU/100 mL	200	-	743.8
5439000	7/27/2003	1.83	1.83	0.0826	0.15	10289	87.2097%	Fecal		CFU/100 mL	200	-	739.8
5439000	8/22/2005	1.83	1.83	0.0826	0.15	10289	87.2097%	Fecal		CFU/100 mL	200	-	739.8
5439000	11/17/2010	1.83	1.83	0.0826	0.15	10289	87.2097%	Fecal		CFU/100 mL	200	-	739.8
5439000	10/5/2015	1.83	1.83	0.0826	0.15	10289	87.2097%	Fecal		CFU/100 mL	200	-	739.8
5439000	8/8/1994	1.82	1.82	0.0826	0.15	10293	87.2436%	Fecal		CFU/100 mL	200	-	735.8
5439000	9/21/2002	1.82	1.82	0.0826	0.15	10293	87.2436%	Fecal		CFU/100 mL	200	-	735.8
5439000	8/1/2004	1.82	1.82	0.0826	0.15	10293	87.2436%	Fecal		CFU/100 mL	200	-	735.8
5439000	9/12/2010	1.82	1.82	0.0826	0.15	10293	87.2436%	Fecal		CFU/100 mL	200	-	735.8
5439000	11/28/2010	1.82	1.82	0.0826	0.15	10293	87.2436%	Fecal		CFU/100 mL	200	-	735.8
5439000	1/26/2014	1.82	1.82	0.0826	0.15	10293	87.2436%	Fecal		CFU/100 mL	200	-	735.8
5439000	8/23/2018	1.82	1.82	0.0826	0.15	10293	87.2436%	Fecal		CFU/100 mL	200	-	735.8
5439000	7/22/2005	1.81	1.81	0.0826	0.15	10300	87.3029%	Fecal		CFU/100 mL	200	-	731.7
5439000	11/27/2013	1.81	1.81	0.0826	0.15	10300	87.3029%	Fecal		CFU/100 mL	200	-	731.7
5439000	10/3/2015	1.81	1.81	0.0826	0.15	10300	87.3029%	Fecal		CFU/100 mL	200	-	731.7
5439000	8/17/1992	1.8	1.8	0.0826	0.15	10303	87.3284%	Fecal		CFU/100 mL	200	-	727.7
5439000	1/2/1998	1.8	1.8	0.0826	0.15	10303	87.3284%	Fecal		CFU/100 mL	200	-	727.7
5439000	8/16/1998	1.8	1.8	0.0826	0.15	10303	87.3284%	Fecal		CFU/100 mL	200	-	727.7
5439000	9/20/1998	1.8	1.8	0.0826	0.15	10303	87.3284%	Fecal		CFU/100 mL	200	-	727.7
5439000	9/2/2000	1.8	1.8	0.0826	0.15	10303	87.3284%	Fecal		CFU/100 mL	200	-	727.7
5439000	9/6/2000	1.8	1.8	0.0826	0.15	10303	87.3284%	Fecal		CFU/100 mL	200	-	727.7
5439000	11/22/2002	1.8	1.8	0.0826	0.15	10303	87.3284%	Fecal		CFU/100 mL	200	-	727.7
5439000	10/21/2021	1.8	1.8	0.0826	0.15	10303	87.3284%	Fecal		CFU/100 mL	200	-	727.7
5439000	10/9/2002	1.79	1.79	0.0826	0.15	10311	87.3962%	Fecal		CFU/100 mL	200	-	723.6
5439000	11/5/2010	1.79	1.79	0.0826	0.15	10311	87.3962%	Fecal		CFU/100 mL	200	-	723.6
5439000	2/10/2014	1.79	1.79	0.0826	0.15	10311	87.3962%	Fecal		CFU/100 mL	200	-	723.6
5439000	2/15/2014	1.79	1.79	0.0826	0.15	10311	87.3962%	Fecal		CFU/100 mL	200	-	723.6
5439000	2/16/2014	1.79	1.79	0.0826	0.15	10311	87.3962%	Fecal		CFU/100 mL	200	-	723.6
5439000	9/4/2017	1.79	1.79	0.0826	0.15	10311	87.3962%	Fecal		CFU/100 mL	200	-	723.6
5439000	9/22/2018	1.79	1.79	0.0826	0.15	10311	87.3962%	Fecal		CFU/100 mL	200	-	723.6
5439000	7/21/2002	1.78	1.78	0.0826	0.15	10318	87.4555%	Fecal		CFU/100 mL	200	-	719.6
5439000	10/29/2002	1.78	1.78	0.0826	0.15	10318	87.4555%	Fecal		CFU/100 mL	200	-	719.6
5439000	1/5/2006	1.78	1.78	0.0826	0.15	10318	87.4555%	Fecal		CFU/100 mL	200	-	719.6
5439000	9/25/2010	1.78	1.78	0.0826	0.15	10318	87.4555%	Fecal		CFU/100 mL	200	-	719.6
5439000	1/26/2013	1.78	1.78	0.0826	0.15	10318	87.4555%	Fecal		CFU/100 mL	200	-	719.6
5439000	2/9/2014	1.78	1.78	0.0826	0.15	10318	87.4555%	Fecal		CFU/100 mL	200	-	719.6
5439000	2/11/2014	1.78	1.78	0.0826	0.15	10318	87.4555%	Fecal		CFU/100 mL	200	-	719.6
5439000	2/12/2014	1.78	1.78	0.0826	0.15	10318	87.4555%	Fecal		CFU/100 mL	200	-	719.6
5439000	2/13/2014	1.78	1.78	0.0826	0.15	10318	87.4555%	Fecal		CFU/100 mL	200	-	719.6
5439000	2/14/2014	1.78	1.78	0.0826	0.15	10318	87.4555%	Fecal		CFU/100 mL	200	-	719.6
5439000	9/25/2020	1.78	1.78	0.0826	0.15	10318	87.4555%	Fecal		CFU/100 mL	200	-	719.6
5439000	9/27/2003	1.77	1.77	0.0826	0.15	10329	87.5487%	Fecal		CFU/100 mL	200	-	715.5
5439000	2/8/2006	1.77	1.77	0.0826	0.15	10329	87.5487%	Fecal		CFU/100 mL	200	-	715.5
5439000	7/28/2006	1.77	1.77	0.0826	0.15	10329	87.5487%	Fecal		CFU/100 mL	200	-	715.5
5439000	12/15/2010	1.77	1.77	0.0826	0.15	10329	87.5487%	Fecal		CFU/100 mL	200	-	715.5
5439000	8/9/2004	1.76	1.76	0.0826	0.15	10333	87.5826%	Fecal		CFU/100 mL	200	-	711.5
5439000	8/17/2004	1.76	1.76	0.0826	0.15	10333	87.5826%	Fecal		CFU/100 mL	200	-	711.5
5439000	3/7/2006	1.76	1.76	0.0826	0.15	10333	87.5826%	Fecal		CFU/100 mL	200	-	711.5
5439000	9/23/2010	1.76	1.76	0.0826	0.15	10333	87.5826%	Fecal		CFU/100 mL	200	-	711.5
5439000	1/27/2014	1.76	1.76	0.0826	0.15	10333	87.5826%	Fecal		CFU/100 mL	200	-	711.5
5439000	1/28/2014	1.76	1.76	0.0826	0.15	10333	87.5826%	Fecal		CFU/100 mL	200	-	711.5
5439000	1/29/2014	1.76	1.76	0.0826	0.15	10333	87.5826%	Fecal		CFU/100 mL	200	-	711.5
5439000	1/30/2014	1.76	1.76	0.0826	0.15	10333	87.5826%	Fecal		CFU/100 mL	200	-	711.5
5439000	1/31/2014	1.76	1.76	0.0826	0.15	10333	87.5826%	Fecal		CFU/100 mL	200	-	711.5
5439000	2/1/2014	1.76	1.76	0.0826	0.15	10333	87.5826%	Fecal		CFU/100 mL	200	-	711.5
5439000	2/2/2014	1.76	1.76	0.0826	0.15	10333	87.5826%	Fecal		CFU/100 mL	200	-	711.5
5439000	2/3/2014	1.76	1.76	0.0826	0.15	10333	87.5826%	Fecal		CFU/100 mL	200	-	711.5
5439000	2/4/2014	1.76	1.76	0.0826	0.15	10333	87.5826%	Fecal		CFU/100 mL	200	-	711.5
5439000	2/5/2014	1.76	1.76	0.0826	0.15	10333	87.5826%	Fecal		CFU/100 mL	200	-	711.5
5439000	2/6/2014	1.76	1.76	0.0826	0.15	10333	87.5826%	Fecal		CFU/100 mL	200	-	711.5
5439000	2/7/2014	1.76	1.76	0.0826	0.15	10333	87.5826%	Fecal		CFU/100 mL	200	-	711.5
5439000	2/8/2014	1.76	1.76	0.0826	0.15	10333	87.5826%	Fecal		CFU/100 mL	200	-	711.5
5439000	7/23/2012	1.75	1.75	0.0826	0.14	10350	87.7267%	Fecal		CFU/100 mL	200	-	707.5

Gage ID	Date	Discharge (CFS)	Gage Discharge (less Surrogate NPDES) (CFS)	Watershed Area Ratio	Calculated flow (CFS)	Rank	Flow Exceedance %	Parameter	Results	Units (mg or micro_gram	Limit/Standard	Actual Load (million colonies/day)	Allowable Load (million colonies/day)
5439000	8/18/2020	1.75	1.75	0.0826	0.14	10350	87.7267%	Fecal		CFU/100 mL	200	-	707.5
5439000	11/4/2002	1.74	1.74	0.0826	0.14	10352	87.7437%	Fecal		CFU/100 mL	200	-	703.4
5439000	11/22/2004	1.74	1.74	0.0826	0.14	10352	87.7437%	Fecal		CFU/100 mL	200	-	703.4
5439000	10/3/2002	1.73	1.73	0.0826	0.14	10354	87.7606%	Fecal		CFU/100 mL	200	-	699.4
5439000	2/19/2004	1.73	1.73	0.0826	0.14	10354	87.7606%	Fecal		CFU/100 mL	200	-	699.4
5439000	11/11/2010	1.73	1.73	0.0826	0.14	10354	87.7606%	Fecal		CFU/100 mL	200	-	699.4
5439000	11/18/2010	1.73	1.73	0.0826	0.14	10354	87.7606%	Fecal		CFU/100 mL	200	-	699.4
5439000	9/7/2006	1.72	1.72	0.0826	0.14	10358	87.7945%	Fecal		CFU/100 mL	200	-	695.3
5439000	10/8/2015	1.72	1.72	0.0826	0.14	10358	87.7945%	Fecal		CFU/100 mL	200	-	695.3
5439000	9/27/2018	1.72	1.72	0.0826	0.14	10358	87.7945%	Fecal		CFU/100 mL	200	-	695.3
5439000	7/28/2002	1.71	1.71	0.0826	0.14	10361	87.8200%	Fecal		CFU/100 mL	200	-	691.3
5439000	11/2/2002	1.71	1.71	0.0826	0.14	10361	87.8200%	Fecal		CFU/100 mL	200	-	691.3
5439000	7/30/2003	1.71	1.71	0.0826	0.14	10361	87.8200%	Fecal		CFU/100 mL	200	-	691.3
5439000	11/6/2005	1.71	1.71	0.0826	0.14	10361	87.8200%	Fecal		CFU/100 mL	200	-	691.3
5439000	8/15/2008	1.71	1.71	0.0826	0.14	10361	87.8200%	Fecal		CFU/100 mL	200	-	691.3
5439000	8/20/2020	1.71	1.71	0.0826	0.14	10361	87.8200%	Fecal		CFU/100 mL	200	-	691.3
5439000	8/30/2021	1.71	1.71	0.0826	0.14	10361	87.8200%	Fecal		CFU/100 mL	200	-	691.3
5439000	10/19/2021	1.71	1.71	0.0826	0.14	10361	87.8200%	Fecal		CFU/100 mL	200	-	691.3
5439000	8/12/1995	1.7	1.7	0.0826	0.14	10369	87.8878%	Fecal		CFU/100 mL	200	-	687.3
5439000	8/13/1995	1.7	1.7	0.0826	0.14	10369	87.8878%	Fecal		CFU/100 mL	200	-	687.3
5439000	8/21/1997	1.7	1.7	0.0826	0.14	10369	87.8878%	Fecal		CFU/100 mL	200	-	687.3
5439000	12/26/1997	1.7	1.7	0.0826	0.14	10369	87.8878%	Fecal		CFU/100 mL	200	-	687.3
5439000	8/15/1998	1.7	1.7	0.0826	0.14	10369	87.8878%	Fecal		CFU/100 mL	200	-	687.3
5439000	9/10/1998	1.7	1.7	0.0826	0.14	10369	87.8878%	Fecal		CFU/100 mL	200	-	687.3
5439000	8/13/1999	1.7	1.7	0.0826	0.14	10369	87.8878%	Fecal		CFU/100 mL	200	-	687.3
5439000	9/8/2000	1.7	1.7	0.0826	0.14	10369	87.8878%	Fecal		CFU/100 mL	200	-	687.3
5439000	7/25/2001	1.7	1.7	0.0826	0.14	10369	87.8878%	Fecal		CFU/100 mL	200	-	687.3
5439000	11/1/2002	1.7	1.7	0.0826	0.14	10369	87.8878%	Fecal		CFU/100 mL	200	-	687.3
5439000	4/25/2003	1.7	1.7	0.0826	0.14	10369	87.8878%	Fecal		CFU/100 mL	200	-	687.3
5439000	1/19/2004	1.7	1.7	0.0826	0.14	10369	87.8878%	Fecal		CFU/100 mL	200	-	687.3
5439000	10/7/2015	1.7	1.7	0.0826	0.14	10369	87.8878%	Fecal		CFU/100 mL	200	-	687.3
5439000	10/19/2002	1.69	1.69	0.0826	0.14	10382	87.9980%	Fecal		CFU/100 mL	200	-	683.2
5439000	1/1/2006	1.69	1.69	0.0826	0.14	10382	87.9980%	Fecal		CFU/100 mL	200	-	683.2
5439000	11/19/2010	1.69	1.69	0.0826	0.14	10382	87.9980%	Fecal		CFU/100 mL	200	-	683.2
5439000	9/24/2012	1.69	1.69	0.0826	0.14	10382	87.9980%	Fecal		CFU/100 mL	200	-	683.2
5439000	10/6/2015	1.69	1.69	0.0826	0.14	10382	87.9980%	Fecal		CFU/100 mL	200	-	683.2
5439000	9/18/2002	1.68	1.68	0.0826	0.14	10387	88.0403%	Fecal		CFU/100 mL	200	-	679.2
5439000	11/25/2003	1.68	1.68	0.0826	0.14	10387	88.0403%	Fecal		CFU/100 mL	200	-	679.2
5439000	9/18/2016	1.68	1.68	0.0826	0.14	10387	88.0403%	Fecal		CFU/100 mL	200	-	679.2
5439000	11/9/2003	1.67	1.67	0.0826	0.14	10390	88.0658%	Fecal		CFU/100 mL	200	-	675.1
5439000	9/5/2002	1.66	1.66	0.0826	0.14	10391	88.0742%	Fecal		CFU/100 mL	200	-	671.1
5439000	10/20/2002	1.66	1.66	0.0826	0.14	10391	88.0742%	Fecal		CFU/100 mL	200	-	671.1
5439000	12/2/2003	1.66	1.66	0.0826	0.14	10391	88.0742%	Fecal		CFU/100 mL	200	-	671.1
5439000	12/4/2013	1.66	1.66	0.0826	0.14	10391	88.0742%	Fecal		CFU/100 mL	200	-	671.1
5439000	8/17/2016	1.66	1.66	0.0826	0.14	10391	88.0742%	Fecal		CFU/100 mL	200	-	671.1
5439000	10/25/2003	1.65	1.65	0.0826	0.14	10396	88.1166%	Fecal		CFU/100 mL	200	-	667.0
5439000	11/3/2010	1.65	1.65	0.0826	0.14	10396	88.1166%	Fecal		CFU/100 mL	200	-	667.0
5439000	10/31/2002	1.64	1.64	0.0826	0.14	10398	88.1336%	Fecal		CFU/100 mL	200	-	663.0
5439000	2/7/2006	1.64	1.64	0.0826	0.14	10398	88.1336%	Fecal		CFU/100 mL	200	-	663.0
5439000	10/12/2006	1.64	1.64	0.0826	0.14	10398	88.1336%	Fecal		CFU/100 mL	200	-	663.0
5439000	9/19/2010	1.64	1.64	0.0826	0.14	10398	88.1336%	Fecal		CFU/100 mL	200	-	663.0
5439000	11/11/2012	1.63	1.63	0.0826	0.13	10402	88.1675%	Fecal		CFU/100 mL	200	-	659.0
5439000	9/11/2008	1.62	1.62	0.0826	0.13	10403	88.1760%	Fecal		CFU/100 mL	200	-	654.9
5439000	1/17/2013	1.62	1.62	0.0826	0.13	10403	88.1760%	Fecal		CFU/100 mL	200	-	654.9
5439000	10/2/2021	1.61	1.61	0.0826	0.13	10405	88.1929%	Fecal		CFU/100 mL	200	-	650.9
5439000	10/20/1997	1.6	1.6	0.0826	0.13	10406	88.2014%	Fecal		CFU/100 mL	200	-	646.8
5439000	8/14/1998	1.6	1.6	0.0826	0.13	10406	88.2014%	Fecal		CFU/100 mL	200	-	646.8
5439000	8/19/1998	1.6	1.6	0.0826	0.13	10406	88.2014%	Fecal		CFU/100 mL	200	-	646.8
5439000	8/20/1998	1.6	1.6	0.0826	0.13	10406	88.2014%	Fecal		CFU/100 mL	200	-	646.8
5439000	9/2/1998	1.6	1.6	0.0826	0.13	10406	88.2014%	Fecal		CFU/100 mL	200	-	646.8
5439000	9/5/1998	1.6	1.6	0.0826	0.13	10406	88.2014%	Fecal		CFU/100 mL	200	-	646.8
5439000	9/27/1998	1.6	1.6	0.0826	0.13	10406	88.2014%	Fecal		CFU/100 mL	200	-	646.8
5439000	8/8/1999	1.6	1.6	0.0826	0.13	10406	88.2014%	Fecal		CFU/100 mL	200	-	646.8
5439000	8/29/1999	1.6	1.6	0.0826	0.13	10406	88.2014%	Fecal		CFU/100 mL	200	-	646.8
5439000	9/8/2001	1.6	1.6	0.0826	0.13	10406	88.2014%	Fecal		CFU/100 mL	200	-	646.8
5439000	12/21/2002	1.6	1.6	0.0826	0.13	10406	88.2014%	Fecal		CFU/100 mL	200	-	646.8
5439000	9/20/2010	1.6	1.6	0.0826	0.13	10406	88.2014%	Fecal		CFU/100 mL	200	-	646.8
5439000	10/3/2020	1.6	1.6	0.0826	0.13	10406	88.2014%	Fecal		CFU/100 mL	200	-	646.8
5439000	9/2/2002	1.59	1.59	0.0826	0.13	10419	88.3116%	Fecal		CFU/100 mL	200	-	642.8
5439000	3/24/2003	1.59	1.59	0.0826	0.13	10419	88.3116%	Fecal		CFU/100 mL	200	-	642.8
5439000	11/23/2004	1.59	1.59	0.0826	0.13	10419	88.3116%	Fecal		CFU/100 mL	200	-	642.8
5439000	10/5/2006	1.59	1.59	0.0826	0.13	10419	88.3116%	Fecal		CFU/100 mL	200	-	642.8
5439000	12/5/2013	1.59	1.59	0.0826	0.13	10419	88.3116%	Fecal		CFU/100 mL	200	-	642.8
5439000	11/10/2004	1.58	1.58	0.0826	0.13	10424	88.3540%	Fecal		CFU/100 mL	200	-	638.7
5439000	2/9/2006	1.58	1.58	0.0826	0.13	10424	88.3540%	Fecal		CFU/100 mL	200	-	638.7
5439000	11/2/2010	1.58	1.58	0.0826	0.13	10424	88.3540%	Fecal		CFU/100 mL	200	-	638.7
5439000	10/3/2013	1.58	1.58	0.0826	0.13	10424	88.3540%	Fecal		CFU/100 mL	200	-	638.7
5439000	10/27/2002	1.57	1.57	0.0826	0.13	10428	88.3879%	Fecal		CFU/100 mL	200	-	634.7
5439000	8/30/2004	1.57	1.57	0.0826	0.13	10428	88.3879%	Fecal		CFU/100 mL	200	-	634.7
5439000	11/15/2013	1.57	1.57	0.0826	0.13	10428	88.3879%	Fecal		CFU/100 mL	200	-	634.7
5439000	10/21/2002	1.56	1.56	0.0826	0.13	10431	88.4133%	Fecal		CFU/100 mL	200	-	630.7
5439000	12/10/2012	1.56	1.56	0.0826	0.13	10431	88.4133%	Fecal		CFU/100 mL	200	-	630.7
5439000	10/22/2002	1.55	1.55	0.0826	0.13	10433	88.4302%	Fecal		CFU/100 mL	200	-	626.6
5439000	9/16/2006	1.55	1.55	0.0826	0.13	10433	88.4302%	Fecal		CFU/100 mL	200	-	626.6
5439000	9/5/2020	1.55	1.55	0.0826	0.13	10433	88.4302%	Fecal		CFU/100 mL	200	-	626.6
5439000	9/22/2021	1.55	1.55	0.0826	0.13	10433	88.4302%	Fecal		CFU/100 mL	200	-	626.6
5439000	9/12/1994	1.54	1.54	0.0826	0.13	10437	88.4641%	Fecal		CFU/100 mL	200	-	622.6
5439000	7/30/2002	1.54	1.54	0.0826	0.13	10437	88.4641%	Fecal		CFU/100 mL	200	-	622.6
5439000	9/10/2012	1.54	1.54	0.0826	0.13	10437	88.4641%	Fecal		CFU/100 mL	200	-	622.6
5439000	10/29/2012	1.54	1.54	0.0826	0.13	10437	88.4641%	Fecal		CFU/100 mL	200	-	622.6
5439000	12/17/2012	1.53	1.53	0.0826	0.13	10441	88.4981%	Fecal		CFU/100 mL	200	-	618.5
5439000	11/10/2003	1.52	1.52	0.0826	0.13	10442	88.5065%	Fecal		CFU/100 mL	200	-	614.5
5439000	8/21/2008	1.52	1.52	0.0826	0.13	10442	88.5065%	Fecal		CFU/100 mL	200	-	614.5
5439000	9/8/1994	1.51	1.51	0.0826	0.12	10444	88.5235%	Fecal		CFU/100 mL	200	-	610.4
5439000	8/31/2002	1.51	1.51	0.0826	0.12	10444	88.5235%	Fecal		CFU/100 mL	200	-	610.4
5439000	9/1/2002	1.51	1.51	0.0826	0.12	10444	88.5235%	Fecal		CFU/100 mL	200	-	610.4
5439000	10/5/2020	1.51	1.51	0.0826	0.12	10444	88.5235%	Fecal		CFU/100 mL	200	-	610.4
5439000	9/16/1997	1.5	1.5	0.0826	0.12	10448	88.5574%	Fecal		CFU/100 mL	200	-	606.4
5439000	9/26/1998	1.5	1.5	0.0826	0.12	10448	88.5574%	Fecal		CFU/100 mL	200	-	606.4
5439000	8/9/1999	1.5	1.5	0.0826	0.12	10448	88.5574%	Fecal		CFU/100 mL	200	-	606.4
5439000	8/3/2001	1.5	1.5	0.0826	0.12	10448	88.5574%	Fecal		CFU/100 mL	200	-	606.4
5439000	11/18/2002	1.5	1.5	0.0826	0.12	10448	88.5574%	Fecal		CFU/100 mL	200	-	606.4
5439000	1/20/2004	1.5	1.5	0.0826	0.12	10448	88.5574%	Fecal		CFU/100 mL	200	-	606.4
5439000	2/18/2004	1.5	1.5	0.0826	0.12	10448	88.5574%	Fecal		CFU/100 mL	200	-	606.4
5439000	11/10/2010	1.5	1.5	0.0826	0.12	10448	88.5574%	Fecal		CFU/100 mL	200	-	606.4
5439000	10/1/2020	1.5	1.5	0.0826	0.12	10448	88.5574%	Fecal		CFU/100 mL	200	-	606.4
5439000	11/26/2003	1.49	1.49	0.0826	0.12	10457	88.6337%	Fecal		CFU/100 mL	200	-	602.4
5439000	8/18/2012	1.49	1.49	0.0826	0.12	10457	88.6337%	Fecal		CFU/100 mL	200	-	602.4
5439000	10/21/2015	1.49	1.49	0.0826	0.12	10457	88.6337%	Fecal		CFU/100 mL	200	-	602.4
5439000	10/28/2002	1.48	1.48	0.0826	0.12	10460	88.6591%	Fecal		CFU/100 mL	200	-	598.3
5439000	12/7/2003	1.48	1.48	0.0826	0.12	10460	88.6591%	Fecal		CFU/100 mL	200	-	598.3
5439000	8/2/2004	1.48	1.48	0.0826	0.12	10460	88.6591%	Fecal		CFU/100 mL	200	-	598.3
5439000	8/26/2004	1.48	1.48	0.0826	0.12	10460	88.6591%	Fecal		CFU/100 mL	200	-	598.3
5439000	9/5/2004	1.48	1.48	0.0826	0.12	10460	88.6591%	Fecal		CFU/100 mL	200	-	598.3
5439000	11/18/2004	1.47	1.47	0.0826	0.12	10465	88.7015%	Fecal		CFU/100 mL	200	-	594.3

Gage ID	Date	Discharge (CFS)	Gage Discharge (less Surrogate NPDES) (CFS)	Watershed Area Ratio	Calculated flow (CFS)	Rank	Flow Exceedance %	Parameter	Results	Units (mg or micro_gram	Limit/Standard	Actual Load (million colonies/day)	Allowable Load (million colonies/day)
5439000	11/20/2010	1.47	1.47	0.0826	0.12	10465	88.7015%	Fecal		CFU/100 mL	200	-	594.3
5439000	9/4/2020	1.46	1.46	0.0826	0.12	10467	88.7184%	Fecal		CFU/100 mL	200	-	590.2
5439000	10/20/2021	1.46	1.46	0.0826	0.12	10467	88.7184%	Fecal		CFU/100 mL	200	-	590.2
5439000	8/9/1994	1.45	1.45	0.0826	0.12	10469	88.7354%	Fecal		CFU/100 mL	200	-	586.2
5439000	8/24/2004	1.45	1.45	0.0826	0.12	10469	88.7354%	Fecal		CFU/100 mL	200	-	586.2
5439000	8/21/2020	1.45	1.45	0.0826	0.12	10469	88.7354%	Fecal		CFU/100 mL	200	-	586.2
5439000	10/18/2002	1.44	1.44	0.0826	0.12	10472	88.7608%	Fecal		CFU/100 mL	200	-	582.1
5439000	11/13/2003	1.44	1.44	0.0826	0.12	10472	88.7608%	Fecal		CFU/100 mL	200	-	582.1
5439000	8/10/2004	1.44	1.44	0.0826	0.12	10472	88.7608%	Fecal		CFU/100 mL	200	-	582.1
5439000	9/7/2008	1.44	1.44	0.0826	0.12	10472	88.7608%	Fecal		CFU/100 mL	200	-	582.1
5439000	11/8/2010	1.44	1.44	0.0826	0.12	10472	88.7608%	Fecal		CFU/100 mL	200	-	582.1
5439000	11/21/2010	1.44	1.44	0.0826	0.12	10472	88.7608%	Fecal		CFU/100 mL	200	-	582.1
5439000	9/20/2011	1.44	1.44	0.0826	0.12	10472	88.7608%	Fecal		CFU/100 mL	200	-	582.1
5439000	9/22/1994	1.43	1.43	0.0826	0.12	10479	88.8201%	Fecal		CFU/100 mL	200	-	578.1
5439000	10/15/2002	1.43	1.43	0.0826	0.12	10479	88.8201%	Fecal		CFU/100 mL	200	-	578.1
5439000	7/29/2012	1.43	1.43	0.0826	0.12	10479	88.8201%	Fecal		CFU/100 mL	200	-	578.1
5439000	9/17/2018	1.43	1.43	0.0826	0.12	10479	88.8201%	Fecal		CFU/100 mL	200	-	578.1
5439000	10/26/2003	1.42	1.42	0.0826	0.12	10483	88.8540%	Fecal		CFU/100 mL	200	-	574.1
5439000	12/3/2003	1.41	1.41	0.0826	0.12	10484	88.8625%	Fecal		CFU/100 mL	200	-	570.0
5439000	7/8/2005	1.41	1.41	0.0826	0.12	10484	88.8625%	Fecal		CFU/100 mL	200	-	570.0
5439000	8/6/2006	1.41	1.41	0.0826	0.12	10484	88.8625%	Fecal		CFU/100 mL	200	-	570.0
5439000	11/4/2010	1.41	1.41	0.0826	0.12	10484	88.8625%	Fecal		CFU/100 mL	200	-	570.0
5439000	8/27/1995	1.4	1.4	0.0826	0.12	10488	88.8964%	Fecal		CFU/100 mL	200	-	566.0
5439000	9/10/1995	1.4	1.4	0.0826	0.12	10488	88.8964%	Fecal		CFU/100 mL	200	-	566.0
5439000	9/24/1995	1.4	1.4	0.0826	0.12	10488	88.8964%	Fecal		CFU/100 mL	200	-	566.0
5439000	7/26/1997	1.4	1.4	0.0826	0.12	10488	88.8964%	Fecal		CFU/100 mL	200	-	566.0
5439000	12/11/1997	1.4	1.4	0.0826	0.12	10488	88.8964%	Fecal		CFU/100 mL	200	-	566.0
5439000	12/27/1997	1.4	1.4	0.0826	0.12	10488	88.8964%	Fecal		CFU/100 mL	200	-	566.0
5439000	8/17/1998	1.4	1.4	0.0826	0.12	10488	88.8964%	Fecal		CFU/100 mL	200	-	566.0
5439000	8/23/1998	1.4	1.4	0.0826	0.12	10488	88.8964%	Fecal		CFU/100 mL	200	-	566.0
5439000	9/8/1998	1.4	1.4	0.0826	0.12	10488	88.8964%	Fecal		CFU/100 mL	200	-	566.0
5439000	8/4/1999	1.4	1.4	0.0826	0.12	10488	88.8964%	Fecal		CFU/100 mL	200	-	566.0
5439000	8/6/1999	1.4	1.4	0.0826	0.12	10488	88.8964%	Fecal		CFU/100 mL	200	-	566.0
5439000	9/13/1999	1.4	1.4	0.0826	0.12	10488	88.8964%	Fecal		CFU/100 mL	200	-	566.0
5439000	9/6/2001	1.4	1.4	0.0826	0.12	10488	88.8964%	Fecal		CFU/100 mL	200	-	566.0
5439000	9/11/2001	1.4	1.4	0.0826	0.12	10488	88.8964%	Fecal		CFU/100 mL	200	-	566.0
5439000	10/8/2002	1.4	1.4	0.0826	0.12	10488	88.8964%	Fecal		CFU/100 mL	200	-	566.0
5439000	10/24/2002	1.4	1.4	0.0826	0.12	10488	88.8964%	Fecal		CFU/100 mL	200	-	566.0
5439000	8/7/2003	1.4	1.4	0.0826	0.12	10488	88.8964%	Fecal		CFU/100 mL	200	-	566.0
5439000	7/29/2006	1.4	1.4	0.0826	0.12	10488	88.8964%	Fecal		CFU/100 mL	200	-	566.0
5439000	9/13/2010	1.4	1.4	0.0826	0.12	10488	88.8964%	Fecal		CFU/100 mL	200	-	566.0
5439000	11/15/2005	1.39	1.39	0.0826	0.11	10507	89.0575%	Fecal		CFU/100 mL	200	-	561.9
5439000	11/9/2010	1.39	1.39	0.0826	0.11	10507	89.0575%	Fecal		CFU/100 mL	200	-	561.9
5439000	8/19/2011	1.39	1.39	0.0826	0.11	10507	89.0575%	Fecal		CFU/100 mL	200	-	561.9
5439000	10/5/2013	1.39	1.39	0.0826	0.11	10507	89.0575%	Fecal		CFU/100 mL	200	-	561.9
5439000	8/16/2008	1.38	1.38	0.0826	0.11	10511	89.0914%	Fecal		CFU/100 mL	200	-	557.9
5439000	10/20/2015	1.38	1.38	0.0826	0.11	10511	89.0914%	Fecal		CFU/100 mL	200	-	557.9
5439000	9/30/2018	1.38	1.38	0.0826	0.11	10511	89.0914%	Fecal		CFU/100 mL	200	-	557.9
5439000	9/27/2006	1.37	1.37	0.0826	0.11	10514	89.1168%	Fecal		CFU/100 mL	200	-	553.8
5439000	8/13/2012	1.37	1.37	0.0826	0.11	10514	89.1168%	Fecal		CFU/100 mL	200	-	553.8
5439000	9/19/2013	1.37	1.37	0.0826	0.11	10514	89.1168%	Fecal		CFU/100 mL	200	-	553.8
5439000	4/28/2003	1.36	1.36	0.0826	0.11	10517	89.1422%	Fecal		CFU/100 mL	200	-	549.8
5439000	10/25/2004	1.36	1.36	0.0826	0.11	10517	89.1422%	Fecal		CFU/100 mL	200	-	549.8
5439000	7/10/2005	1.36	1.36	0.0826	0.11	10517	89.1422%	Fecal		CFU/100 mL	200	-	549.8
5439000	2/10/2006	1.36	1.36	0.0826	0.11	10517	89.1422%	Fecal		CFU/100 mL	200	-	549.8
5439000	12/25/2012	1.36	1.36	0.0826	0.11	10517	89.1422%	Fecal		CFU/100 mL	200	-	549.8
5439000	9/19/2016	1.36	1.36	0.0826	0.11	10517	89.1422%	Fecal		CFU/100 mL	200	-	549.8
5439000	9/26/2010	1.35	1.35	0.0826	0.11	10523	89.1931%	Fecal		CFU/100 mL	200	-	545.8
5439000	12/18/2010	1.35	1.35	0.0826	0.11	10523	89.1931%	Fecal		CFU/100 mL	200	-	545.8
5439000	8/22/2020	1.35	1.35	0.0826	0.11	10523	89.1931%	Fecal		CFU/100 mL	200	-	545.8
5439000	8/31/2021	1.35	1.35	0.0826	0.11	10523	89.1931%	Fecal		CFU/100 mL	200	-	545.8
5439000	11/27/2003	1.34	1.34	0.0826	0.11	10527	89.2270%	Fecal		CFU/100 mL	200	-	541.7
5439000	9/16/2004	1.34	1.34	0.0826	0.11	10527	89.2270%	Fecal		CFU/100 mL	200	-	541.7
5439000	12/16/2010	1.33	1.33	0.0826	0.11	10529	89.2439%	Fecal		CFU/100 mL	200	-	537.7
5439000	10/23/2002	1.32	1.32	0.0826	0.11	10530	89.2524%	Fecal		CFU/100 mL	200	-	533.6
5439000	8/14/2005	1.32	1.32	0.0826	0.11	10530	89.2524%	Fecal		CFU/100 mL	200	-	533.6
5439000	11/9/2005	1.32	1.32	0.0826	0.11	10530	89.2524%	Fecal		CFU/100 mL	200	-	533.6
5439000	10/10/2012	1.32	1.32	0.0826	0.11	10530	89.2524%	Fecal		CFU/100 mL	200	-	533.6
5439000	9/5/2013	1.32	1.32	0.0826	0.11	10530	89.2524%	Fecal		CFU/100 mL	200	-	533.6
5439000	10/9/2015	1.32	1.32	0.0826	0.11	10530	89.2524%	Fecal		CFU/100 mL	200	-	533.6
5439000	11/11/2003	1.31	1.31	0.0826	0.11	10536	89.3033%	Fecal		CFU/100 mL	200	-	529.6
5439000	8/27/2013	1.31	1.31	0.0826	0.11	10536	89.3033%	Fecal		CFU/100 mL	200	-	529.6
5439000	8/14/1995	1.3	1.3	0.0826	0.11	10538	89.3202%	Fecal		CFU/100 mL	200	-	525.5
5439000	8/28/1995	1.3	1.3	0.0826	0.11	10538	89.3202%	Fecal		CFU/100 mL	200	-	525.5
5439000	8/29/1995	1.3	1.3	0.0826	0.11	10538	89.3202%	Fecal		CFU/100 mL	200	-	525.5
5439000	10/9/1997	1.3	1.3	0.0826	0.11	10538	89.3202%	Fecal		CFU/100 mL	200	-	525.5
5439000	10/15/1997	1.3	1.3	0.0826	0.11	10538	89.3202%	Fecal		CFU/100 mL	200	-	525.5
5439000	12/3/1997	1.3	1.3	0.0826	0.11	10538	89.3202%	Fecal		CFU/100 mL	200	-	525.5
5439000	8/18/1998	1.3	1.3	0.0826	0.11	10538	89.3202%	Fecal		CFU/100 mL	200	-	525.5
5439000	9/28/1998	1.3	1.3	0.0826	0.11	10538	89.3202%	Fecal		CFU/100 mL	200	-	525.5
5439000	8/5/1999	1.3	1.3	0.0826	0.11	10538	89.3202%	Fecal		CFU/100 mL	200	-	525.5
5439000	8/14/1999	1.3	1.3	0.0826	0.11	10538	89.3202%	Fecal		CFU/100 mL	200	-	525.5
5439000	8/1/2001	1.3	1.3	0.0826	0.11	10538	89.3202%	Fecal		CFU/100 mL	200	-	525.5
5439000	2/17/2004	1.3	1.3	0.0826	0.11	10538	89.3202%	Fecal		CFU/100 mL	200	-	525.5
5439000	8/18/2004	1.3	1.3	0.0826	0.11	10538	89.3202%	Fecal		CFU/100 mL	200	-	525.5
5439000	9/20/2006	1.3	1.3	0.0826	0.11	10538	89.3202%	Fecal		CFU/100 mL	200	-	525.5
5439000	12/7/2010	1.3	1.3	0.0826	0.11	10538	89.3202%	Fecal		CFU/100 mL	200	-	525.5
5439000	12/24/2010	1.3	1.3	0.0826	0.11	10538	89.3202%	Fecal		CFU/100 mL	200	-	525.5
5439000	11/28/2013	1.3	1.3	0.0826	0.11	10538	89.3202%	Fecal		CFU/100 mL	200	-	525.5
5439000	10/11/2015	1.3	1.3	0.0826	0.11	10538	89.3202%	Fecal		CFU/100 mL	200	-	525.5
5439000	8/23/2020	1.3	1.3	0.0826	0.11	10538	89.3202%	Fecal		CFU/100 mL	200	-	525.5
5439000	12/20/2010	1.29	1.29	0.0826	0.11	10557	89.4813%	Fecal		CFU/100 mL	200	-	521.5
5439000	7/14/2012	1.29	1.29	0.0826	0.11	10557	89.4813%	Fecal		CFU/100 mL	200	-	521.5
5439000	10/10/2021	1.29	1.29	0.0826	0.11	10557	89.4813%	Fecal		CFU/100 mL	200	-	521.5
5439000	7/25/2005	1.28	1.28	0.0826	0.11	10560	89.5067%	Fecal		CFU/100 mL	200	-	517.5
5439000	9/14/2012	1.28	1.28	0.0826	0.11	10560	89.5067%	Fecal		CFU/100 mL	200	-	517.5
5439000	4/26/2003	1.26	1.26	0.0826	0.10	10562	89.5236%	Fecal		CFU/100 mL	200	-	509.4
5439000	12/8/2003	1.26	1.26	0.0826	0.10	10562	89.5236%	Fecal		CFU/100 mL	200	-	509.4
5439000	7/9/2005	1.26	1.26	0.0826	0.10	10562	89.5236%	Fecal		CFU/100 mL	200	-	509.4
5439000	8/27/2012	1.26	1.26	0.0826	0.10	10562	89.5236%	Fecal		CFU/100 mL	200	-	509.4
5439000	11/28/2003	1.25	1.25	0.0826	0.10	10566	89.5576%	Fecal		CFU/100 mL	200	-	505.3
5439000	7/28/2005	1.25	1.25	0.0826	0.10	10566	89.5576%	Fecal		CFU/100 mL	200	-	505.3
5439000	12/3/2013	1.25	1.25	0.0826	0.10	10566	89.5576%	Fecal		CFU/100 mL	200	-	505.3
5439000	10/10/2015	1.25	1.25	0.0826	0.10	10566	89.5576%	Fecal		CFU/100 mL	200	-	505.3
5439000	10/5/2021	1.25	1.25	0.0826	0.10	10566	89.5576%	Fecal		CFU/100 mL	200	-	505.3
5439000	8/17/2008	1.24	1.24	0.0826	0.10	10571	89.5999%	Fecal		CFU/100 mL	200	-	501.3
5439000	11/30/2005	1.23	1.23	0.0826	0.10	10572	89.6084%	Fecal		CFU/100 mL	200	-	497.2
5439000	2/11/2006	1.23	1.23	0.0826	0.10	10572	89.6084%	Fecal		CFU/100 mL	200	-	497.2
5439000	8/28/2006	1.23	1.23	0.0826	0.10	10572	89.6084%	Fecal		CFU/100 mL	200	-	497.2
5439000	9/21/2012	1.23	1.23	0.0826	0.10	10572	89.6084%	Fecal		CFU/100 mL	200	-	497.2
5439000	8/24/2018	1.23	1.23	0.0826	0.10	10572	89.6084%	Fecal		CFU/100 mL	200	-	497.2
5439000	10/7/2013	1.22	1.22	0.0826	0.10	10577	89.6508%	Fecal		CFU/100 mL	200	-	493.2
5439000	10/12/2015	1.22	1.22	0.0826	0.10	10577	89.6508%	Fecal		CFU/100 mL	200	-	493.2
5439000	9/25/2014	1.21	1.21	0.0826	0.10	10579	89.6677%	Fecal		CFU/100 mL	200	-	489.2
5439000	9/3/1991	1.2	1.2	0.0826	0.10	10580	89.6762%	Fecal		CFU/100 mL	200	-	485.1

Gage ID	Date	Discharge (CFS)	Gage Discharge (less Surrogate NPDES) (CFS)	Watershed Area Ratio	Calculated flow (CFS)	Rank	Flow Exceedance %	Parameter	Results	Units (mg or micro_gram	Limit/Standard	Actual Load (million colonies/day)	Allowable Load (million colonies/day)
5439000	8/30/1995	1.2	1.2	0.0826	0.10	10580	89.6762%	Fecal		CFU/100 mL	200	-	485.1
5439000	9/25/1995	1.2	1.2	0.0826	0.10	10580	89.6762%	Fecal		CFU/100 mL	200	-	485.1
5439000	9/30/1995	1.2	1.2	0.0826	0.10	10580	89.6762%	Fecal		CFU/100 mL	200	-	485.1
5439000	10/14/1995	1.2	1.2	0.0826	0.10	10580	89.6762%	Fecal		CFU/100 mL	200	-	485.1
5439000	8/22/1997	1.2	1.2	0.0826	0.10	10580	89.6762%	Fecal		CFU/100 mL	200	-	485.1
5439000	10/19/1997	1.2	1.2	0.0826	0.10	10580	89.6762%	Fecal		CFU/100 mL	200	-	485.1
5439000	10/24/1997	1.2	1.2	0.0826	0.10	10580	89.6762%	Fecal		CFU/100 mL	200	-	485.1
5439000	11/8/1997	1.2	1.2	0.0826	0.10	10580	89.6762%	Fecal		CFU/100 mL	200	-	485.1
5439000	12/2/1997	1.2	1.2	0.0826	0.10	10580	89.6762%	Fecal		CFU/100 mL	200	-	485.1
5439000	12/4/1997	1.2	1.2	0.0826	0.10	10580	89.6762%	Fecal		CFU/100 mL	200	-	485.1
5439000	8/22/1998	1.2	1.2	0.0826	0.10	10580	89.6762%	Fecal		CFU/100 mL	200	-	485.1
5439000	9/9/1998	1.2	1.2	0.0826	0.10	10580	89.6762%	Fecal		CFU/100 mL	200	-	485.1
5439000	9/23/1998	1.2	1.2	0.0826	0.10	10580	89.6762%	Fecal		CFU/100 mL	200	-	485.1
5439000	9/7/2000	1.2	1.2	0.0826	0.10	10580	89.6762%	Fecal		CFU/100 mL	200	-	485.1
5439000	9/17/2001	1.2	1.2	0.0826	0.10	10580	89.6762%	Fecal		CFU/100 mL	200	-	485.1
5439000	7/22/2002	1.2	1.2	0.0826	0.10	10580	89.6762%	Fecal		CFU/100 mL	200	-	485.1
5439000	12/4/2003	1.2	1.2	0.0826	0.10	10580	89.6762%	Fecal		CFU/100 mL	200	-	485.1
5439000	1/21/2004	1.2	1.2	0.0826	0.10	10580	89.6762%	Fecal		CFU/100 mL	200	-	485.1
5439000	1/26/2004	1.2	1.2	0.0826	0.10	10580	89.6762%	Fecal		CFU/100 mL	200	-	485.1
5439000	1/27/2004	1.2	1.2	0.0826	0.10	10580	89.6762%	Fecal		CFU/100 mL	200	-	485.1
5439000	1/28/2004	1.2	1.2	0.0826	0.10	10580	89.6762%	Fecal		CFU/100 mL	200	-	485.1
5439000	1/29/2004	1.2	1.2	0.0826	0.10	10580	89.6762%	Fecal		CFU/100 mL	200	-	485.1
5439000	1/30/2004	1.2	1.2	0.0826	0.10	10580	89.6762%	Fecal		CFU/100 mL	200	-	485.1
5439000	1/31/2004	1.2	1.2	0.0826	0.10	10580	89.6762%	Fecal		CFU/100 mL	200	-	485.1
5439000	2/11/2004	1.2	1.2	0.0826	0.10	10580	89.6762%	Fecal		CFU/100 mL	200	-	485.1
5439000	2/12/2004	1.2	1.2	0.0826	0.10	10580	89.6762%	Fecal		CFU/100 mL	200	-	485.1
5439000	2/13/2004	1.2	1.2	0.0826	0.10	10580	89.6762%	Fecal		CFU/100 mL	200	-	485.1
5439000	2/14/2004	1.2	1.2	0.0826	0.10	10580	89.6762%	Fecal		CFU/100 mL	200	-	485.1
5439000	2/15/2004	1.2	1.2	0.0826	0.10	10580	89.6762%	Fecal		CFU/100 mL	200	-	485.1
5439000	2/16/2004	1.2	1.2	0.0826	0.10	10580	89.6762%	Fecal		CFU/100 mL	200	-	485.1
5439000	9/1/2021	1.2	1.2	0.0826	0.10	10580	89.6762%	Fecal		CFU/100 mL	200	-	485.1
5439000	10/29/2004	1.19	1.19	0.0826	0.10	10612	89.9474%	Fecal		CFU/100 mL	200	-	481.1
5439000	12/2/2005	1.19	1.19	0.0826	0.10	10612	89.9474%	Fecal		CFU/100 mL	200	-	481.1
5439000	3/6/2006	1.19	1.19	0.0826	0.10	10612	89.9474%	Fecal		CFU/100 mL	200	-	481.1
5439000	7/30/2006	1.19	1.19	0.0826	0.10	10612	89.9474%	Fecal		CFU/100 mL	200	-	481.1
5439000	7/6/2012	1.19	1.19	0.0826	0.10	10612	89.9474%	Fecal		CFU/100 mL	200	-	481.1
5439000	8/26/2012	1.19	1.19	0.0826	0.10	10612	89.9474%	Fecal		CFU/100 mL	200	-	481.1
5439000	10/16/2003	1.18	1.18	0.0826	0.10	10618	89.9983%	Fecal		CFU/100 mL	200	-	477.0
5439000	11/11/2004	1.18	1.18	0.0826	0.10	10618	89.9983%	Fecal		CFU/100 mL	200	-	477.0
5439000	1/6/2006	1.18	1.18	0.0826	0.10	10618	89.9983%	Fecal		CFU/100 mL	200	-	477.0
5439000	12/22/2002	1.17	1.17	0.0826	0.10	10621	90.0237%	Fecal		CFU/100 mL	200	-	473.0
5439000	11/30/2003	1.16	1.16	0.0826	0.10	10622	90.0322%	Fecal		CFU/100 mL	200	-	468.9
5439000	7/23/2005	1.16	1.16	0.0826	0.10	10622	90.0322%	Fecal		CFU/100 mL	200	-	468.9
5439000	9/8/2006	1.16	1.16	0.0826	0.10	10622	90.0322%	Fecal		CFU/100 mL	200	-	468.9
5439000	8/27/2018	1.16	1.16	0.0826	0.10	10622	90.0322%	Fecal		CFU/100 mL	200	-	468.9
5439000	11/17/2002	1.15	1.15	0.0826	0.10	10626	90.0661%	Fecal		CFU/100 mL	200	-	464.9
5439000	10/9/2012	1.15	1.15	0.0826	0.10	10626	90.0661%	Fecal		CFU/100 mL	200	-	464.9
5439000	8/19/2002	1.14	1.14	0.0826	0.09	10628	90.0831%	Fecal		CFU/100 mL	200	-	460.9
5439000	11/12/2003	1.14	1.14	0.0826	0.09	10628	90.0831%	Fecal		CFU/100 mL	200	-	460.9
5439000	10/22/2004	1.14	1.14	0.0826	0.09	10628	90.0831%	Fecal		CFU/100 mL	200	-	460.9
5439000	9/16/2012	1.14	1.14	0.0826	0.09	10628	90.0831%	Fecal		CFU/100 mL	200	-	460.9
5439000	8/29/2006	1.13	1.13	0.0826	0.09	10632	90.1170%	Fecal		CFU/100 mL	200	-	456.8
5439000	8/2/2012	1.13	1.13	0.0826	0.09	10632	90.1170%	Fecal		CFU/100 mL	200	-	456.8
5439000	10/7/2020	1.13	1.13	0.0826	0.09	10632	90.1170%	Fecal		CFU/100 mL	200	-	456.8
5439000	10/13/2006	1.12	1.12	0.0826	0.09	10635	90.1424%	Fecal		CFU/100 mL	200	-	452.8
5439000	9/20/2012	1.12	1.12	0.0826	0.09	10635	90.1424%	Fecal		CFU/100 mL	200	-	452.8
5439000	10/22/2021	1.12	1.12	0.0826	0.09	10635	90.1424%	Fecal		CFU/100 mL	200	-	452.8
5439000	8/12/2002	1.11	1.11	0.0826	0.09	10638	90.1678%	Fecal		CFU/100 mL	200	-	448.7
5439000	11/13/2004	1.11	1.11	0.0826	0.09	10638	90.1678%	Fecal		CFU/100 mL	200	-	448.7
5439000	8/18/2008	1.11	1.11	0.0826	0.09	10638	90.1678%	Fecal		CFU/100 mL	200	-	448.7
5439000	12/19/2010	1.11	1.11	0.0826	0.09	10638	90.1678%	Fecal		CFU/100 mL	200	-	448.7
5439000	9/5/2017	1.11	1.11	0.0826	0.09	10638	90.1678%	Fecal		CFU/100 mL	200	-	448.7
5439000	8/21/1992	1.1	1.1	0.0826	0.09	10643	90.2102%	Fecal		CFU/100 mL	200	-	444.7
5439000	8/31/1995	1.1	1.1	0.0826	0.09	10643	90.2102%	Fecal		CFU/100 mL	200	-	444.7
5439000	9/19/1995	1.1	1.1	0.0826	0.09	10643	90.2102%	Fecal		CFU/100 mL	200	-	444.7
5439000	11/27/1997	1.1	1.1	0.0826	0.09	10643	90.2102%	Fecal		CFU/100 mL	200	-	444.7
5439000	11/28/1997	1.1	1.1	0.0826	0.09	10643	90.2102%	Fecal		CFU/100 mL	200	-	444.7
5439000	12/30/1997	1.1	1.1	0.0826	0.09	10643	90.2102%	Fecal		CFU/100 mL	200	-	444.7
5439000	8/21/1998	1.1	1.1	0.0826	0.09	10643	90.2102%	Fecal		CFU/100 mL	200	-	444.7
5439000	9/6/1998	1.1	1.1	0.0826	0.09	10643	90.2102%	Fecal		CFU/100 mL	200	-	444.7
5439000	8/17/2001	1.1	1.1	0.0826	0.09	10643	90.2102%	Fecal		CFU/100 mL	200	-	444.7
5439000	11/23/2002	1.1	1.1	0.0826	0.09	10643	90.2102%	Fecal		CFU/100 mL	200	-	444.7
5439000	1/22/2004	1.1	1.1	0.0826	0.09	10643	90.2102%	Fecal		CFU/100 mL	200	-	444.7
5439000	1/23/2004	1.1	1.1	0.0826	0.09	10643	90.2102%	Fecal		CFU/100 mL	200	-	444.7
5439000	1/24/2004	1.1	1.1	0.0826	0.09	10643	90.2102%	Fecal		CFU/100 mL	200	-	444.7
5439000	1/25/2004	1.1	1.1	0.0826	0.09	10643	90.2102%	Fecal		CFU/100 mL	200	-	444.7
5439000	2/1/2004	1.1	1.1	0.0826	0.09	10643	90.2102%	Fecal		CFU/100 mL	200	-	444.7
5439000	2/2/2004	1.1	1.1	0.0826	0.09	10643	90.2102%	Fecal		CFU/100 mL	200	-	444.7
5439000	2/3/2004	1.1	1.1	0.0826	0.09	10643	90.2102%	Fecal		CFU/100 mL	200	-	444.7
5439000	2/4/2004	1.1	1.1	0.0826	0.09	10643	90.2102%	Fecal		CFU/100 mL	200	-	444.7
5439000	2/5/2004	1.1	1.1	0.0826	0.09	10643	90.2102%	Fecal		CFU/100 mL	200	-	444.7
5439000	2/6/2004	1.1	1.1	0.0826	0.09	10643	90.2102%	Fecal		CFU/100 mL	200	-	444.7
5439000	2/7/2004	1.1	1.1	0.0826	0.09	10643	90.2102%	Fecal		CFU/100 mL	200	-	444.7
5439000	2/8/2004	1.1	1.1	0.0826	0.09	10643	90.2102%	Fecal		CFU/100 mL	200	-	444.7
5439000	2/9/2004	1.1	1.1	0.0826	0.09	10643	90.2102%	Fecal		CFU/100 mL	200	-	444.7
5439000	2/10/2004	1.1	1.1	0.0826	0.09	10643	90.2102%	Fecal		CFU/100 mL	200	-	444.7
5439000	2/16/2006	1.1	1.1	0.0826	0.09	10643	90.2102%	Fecal		CFU/100 mL	200	-	444.7
5439000	2/17/2006	1.1	1.1	0.0826	0.09	10643	90.2102%	Fecal		CFU/100 mL	200	-	444.7
5439000	2/18/2006	1.1	1.1	0.0826	0.09	10643	90.2102%	Fecal		CFU/100 mL	200	-	444.7
5439000	1/18/2013	1.1	1.1	0.0826	0.09	10643	90.2102%	Fecal		CFU/100 mL	200	-	444.7
5439000	10/6/2020	1.1	1.1	0.0826	0.09	10643	90.2102%	Fecal		CFU/100 mL	200	-	444.7
5439000	9/3/2002	1.09	1.09	0.0826	0.09	10672	90.4560%	Fecal		CFU/100 mL	200	-	440.6
5439000	2/12/2006	1.09	1.09	0.0826	0.09	10672	90.4560%	Fecal		CFU/100 mL	200	-	440.6
5439000	9/26/2014	1.09	1.09	0.0826	0.09	10672	90.4560%	Fecal		CFU/100 mL	200	-	440.6
5439000	10/14/2002	1.08	1.08	0.0826	0.09	10675	90.4814%	Fecal		CFU/100 mL	200	-	436.6
5439000	11/29/2003	1.08	1.08	0.0826	0.09	10675	90.4814%	Fecal		CFU/100 mL	200	-	436.6
5439000	8/23/2008	1.08	1.08	0.0826	0.09	10675	90.4814%	Fecal		CFU/100 mL	200	-	436.6
5439000	8/31/2004	1.07	1.07	0.0826	0.09	10678	90.5069%	Fecal		CFU/100 mL	200	-	432.6
5439000	9/6/2004	1.07	1.07	0.0826	0.09	10678	90.5069%	Fecal		CFU/100 mL	200	-	432.6
5439000	8/23/2005	1.07	1.07	0.0826	0.09	10678	90.5069%	Fecal		CFU/100 mL	200	-	432.6
5439000	9/23/2002	1.06	1.06	0.0826	0.09	10681	90.5323%	Fecal		CFU/100 mL	200	-	428.5
5439000	10/16/2002	1.05	1.05	0.0826	0.09	10682	90.5408%	Fecal		CFU/100 mL	200	-	424.5
5439000	8/14/2013	1.05	1.05	0.0826	0.09	10682	90.5408%	Fecal		CFU/100 mL	200	-	424.5
5439000	7/24/2005	1.04	1.04	0.0826	0.09	10684	90.5577%	Fecal		CFU/100 mL	200	-	420.4
5439000	8/7/2006	1.04	1.04	0.0826	0.09	10684	90.5577%	Fecal		CFU/100 mL	200	-	420.4
5439000	9/15/2010	1.04	1.04	0.0826	0.09	10684	90.5577%	Fecal		CFU/100 mL	200	-	420.4
5439000	9/14/1994	1.03	1.03	0.0826	0.09	10687	90.5831%	Fecal		CFU/100 mL	200	-	416.4
5439000	8/20/2008	1.03	1.03	0.0826	0.09	10687	90.5831%	Fecal		CFU/100 mL	200	-	416.4
5439000	9/6/2011	1.03	1.03	0.0826	0.09	10687	90.5831%	Fecal		CFU/100 mL	200	-	416.4
5439000	9/13/1994	1.02	1.02	0.0826	0.08	10690	90.6086%	Fecal		CFU/100 mL	200	-	412.4
5439000	9/4/2002	1.02	1.02	0.0826	0.08	10690	90.6086%	Fecal		CFU/100 mL	200	-	412.4
5439000	11/12/2004	1.01	1.01	0.0826	0.08	10692	90.6255%	Fecal		CFU/100 mL	200	-	408.3
5439000	2/14/2006	1.01	1.01	0.0826	0.08	10692	90.6255%	Fecal		CFU/100 mL	200	-	408.3
5439000	8/28/2012	1.01	1.01	0.0826	0.08	10692	90.6255%	Fecal		CFU/100 mL	200	-	408.3
5439000	10/22/2015	1.01	1.01	0.0826	0.08	10692	90.6255%	Fecal		CFU/100 mL	200	-	408.3

Gage ID	Date	Discharge (CFS)	Gage Discharge (less Surrogate NPDES) (CFS)	Watershed Area Ratio	Calculated flow (CFS)	Rank	Flow Exceedance %	Parameter	Results	Units (mg or micro_gram	Limit/Standard	Actual Load (million colonies/day)	Allowable Load (million colonies/day)
5439000	9/28/2018	1.01	1.01	0.0826	0.08	10692	90.6255%	Fecal		CFU/100 mL	200	-	408.3
5439000	12/10/1997	1	1	0.0826	0.08	10697	90.6679%	Fecal		CFU/100 mL	200	-	404.3
5439000	12/12/1997	1	1	0.0826	0.08	10697	90.6679%	Fecal		CFU/100 mL	200	-	404.3
5439000	12/28/1997	1	1	0.0826	0.08	10697	90.6679%	Fecal		CFU/100 mL	200	-	404.3
5439000	12/29/1997	1	1	0.0826	0.08	10697	90.6679%	Fecal		CFU/100 mL	200	-	404.3
5439000	9/24/1998	1	1	0.0826	0.08	10697	90.6679%	Fecal		CFU/100 mL	200	-	404.3
5439000	8/30/1999	1	1	0.0826	0.08	10697	90.6679%	Fecal		CFU/100 mL	200	-	404.3
5439000	12/16/2002	1	1	0.0826	0.08	10697	90.6679%	Fecal		CFU/100 mL	200	-	404.3
5439000	2/15/2006	1	1	0.0826	0.08	10697	90.6679%	Fecal		CFU/100 mL	200	-	404.3
5439000	2/19/2006	1	1	0.0826	0.08	10697	90.6679%	Fecal		CFU/100 mL	200	-	404.3
5439000	2/20/2006	1	1	0.0826	0.08	10697	90.6679%	Fecal		CFU/100 mL	200	-	404.3
5439000	2/21/2006	1	1	0.0826	0.08	10697	90.6679%	Fecal		CFU/100 mL	200	-	404.3
5439000	2/22/2006	1	1	0.0826	0.08	10697	90.6679%	Fecal		CFU/100 mL	200	-	404.3
5439000	2/23/2006	1	1	0.0826	0.08	10697	90.6679%	Fecal		CFU/100 mL	200	-	404.3
5439000	9/28/2006	1	1	0.0826	0.08	10697	90.6679%	Fecal		CFU/100 mL	200	-	404.3
5439000	12/17/2010	1	1	0.0826	0.08	10697	90.6679%	Fecal		CFU/100 mL	200	-	404.3
5439000	12/21/2010	1	1	0.0826	0.08	10697	90.6679%	Fecal		CFU/100 mL	200	-	404.3
5439000	1/19/2013	1	1	0.0826	0.08	10697	90.6679%	Fecal		CFU/100 mL	200	-	404.3
5439000	1/25/2013	1	1	0.0826	0.08	10697	90.6679%	Fecal		CFU/100 mL	200	-	404.3
5439000	10/13/2015	1	1	0.0826	0.08	10697	90.6679%	Fecal		CFU/100 mL	200	-	404.3
5439000	9/6/2017	1	1	0.0826	0.08	10697	90.6679%	Fecal		CFU/100 mL	200	-	404.3
5439000	9/7/2017	1	1	0.0826	0.08	10697	90.6679%	Fecal		CFU/100 mL	200	-	404.3
5439000	9/29/2018	1	1	0.0826	0.08	10697	90.6679%	Fecal		CFU/100 mL	200	-	404.3
5439000	10/2/1995	0.99	0.99	0.0826	0.08	10719	90.8544%	Fecal		CFU/100 mL	200	-	400.2
5439000	10/18/1995	0.97	0.97	0.0826	0.08	10720	90.8629%	Fecal		CFU/100 mL	200	-	392.1
5439000	12/31/1997	0.97	0.97	0.0826	0.08	10720	90.8629%	Fecal		CFU/100 mL	200	-	392.1
5439000	10/27/2003	0.97	0.97	0.0826	0.08	10720	90.8629%	Fecal		CFU/100 mL	200	-	392.1
5439000	2/13/2006	0.97	0.97	0.0826	0.08	10720	90.8629%	Fecal		CFU/100 mL	200	-	392.1
5439000	12/5/1997	0.96	0.96	0.0826	0.08	10724	90.8968%	Fecal		CFU/100 mL	200	-	388.1
5439000	12/1/2003	0.96	0.96	0.0826	0.08	10724	90.8968%	Fecal		CFU/100 mL	200	-	388.1
5439000	2/24/2006	0.96	0.96	0.0826	0.08	10724	90.8968%	Fecal		CFU/100 mL	200	-	388.1
5439000	8/25/1991	0.95	0.95	0.0826	0.08	10727	90.9222%	Fecal		CFU/100 mL	200	-	384.1
5439000	9/9/1994	0.95	0.95	0.0826	0.08	10727	90.9222%	Fecal		CFU/100 mL	200	-	384.1
5439000	12/24/1997	0.95	0.95	0.0826	0.08	10727	90.9222%	Fecal		CFU/100 mL	200	-	384.1
5439000	9/25/1998	0.95	0.95	0.0826	0.08	10727	90.9222%	Fecal		CFU/100 mL	200	-	384.1
5439000	10/26/2004	0.95	0.95	0.0826	0.08	10727	90.9222%	Fecal		CFU/100 mL	200	-	384.1
5439000	9/18/2010	0.95	0.95	0.0826	0.08	10727	90.9222%	Fecal		CFU/100 mL	200	-	384.1
5439000	7/13/2012	0.95	0.95	0.0826	0.08	10727	90.9222%	Fecal		CFU/100 mL	200	-	384.1
5439000	8/7/2012	0.95	0.95	0.0826	0.08	10727	90.9222%	Fecal		CFU/100 mL	200	-	384.1
5439000	9/23/2018	0.95	0.95	0.0826	0.08	10727	90.9222%	Fecal		CFU/100 mL	200	-	384.1
5439000	11/16/2002	0.94	0.94	0.0826	0.08	10736	90.9985%	Fecal		CFU/100 mL	200	-	380.0
5439000	12/23/2002	0.94	0.94	0.0826	0.08	10736	90.9985%	Fecal		CFU/100 mL	200	-	380.0
5439000	8/24/1992	0.93	0.93	0.0826	0.08	10738	91.0154%	Fecal		CFU/100 mL	200	-	376.0
5439000	8/15/1999	0.93	0.93	0.0826	0.08	10738	91.0154%	Fecal		CFU/100 mL	200	-	376.0
5439000	7/26/2001	0.93	0.93	0.0826	0.08	10738	91.0154%	Fecal		CFU/100 mL	200	-	376.0
5439000	8/14/2004	0.93	0.93	0.0826	0.08	10738	91.0154%	Fecal		CFU/100 mL	200	-	376.0
5439000	11/14/2004	0.93	0.93	0.0826	0.08	10738	91.0154%	Fecal		CFU/100 mL	200	-	376.0
5439000	10/21/1996	0.92	0.92	0.0826	0.08	10743	91.0578%	Fecal		CFU/100 mL	200	-	371.9
5439000	1/1/1998	0.92	0.92	0.0826	0.08	10743	91.0578%	Fecal		CFU/100 mL	200	-	371.9
5439000	8/25/2001	0.92	0.92	0.0826	0.08	10743	91.0578%	Fecal		CFU/100 mL	200	-	371.9
5439000	8/19/2008	0.92	0.92	0.0826	0.08	10743	91.0578%	Fecal		CFU/100 mL	200	-	371.9
5439000	10/19/2015	0.92	0.92	0.0826	0.08	10743	91.0578%	Fecal		CFU/100 mL	200	-	371.9
5439000	8/21/2002	0.91	0.91	0.0826	0.08	10748	91.1002%	Fecal		CFU/100 mL	200	-	367.9
5439000	11/16/2004	0.91	0.91	0.0826	0.08	10748	91.1002%	Fecal		CFU/100 mL	200	-	367.9
5439000	10/6/2006	0.91	0.91	0.0826	0.08	10748	91.1002%	Fecal		CFU/100 mL	200	-	367.9
5439000	11/10/1997	0.9	0.9	0.0826	0.07	10751	91.1256%	Fecal		CFU/100 mL	200	-	363.8
5439000	11/24/2002	0.9	0.9	0.0826	0.07	10751	91.1256%	Fecal		CFU/100 mL	200	-	363.8
5439000	12/31/2005	0.9	0.9	0.0826	0.07	10751	91.1256%	Fecal		CFU/100 mL	200	-	363.8
5439000	1/7/2006	0.9	0.9	0.0826	0.07	10751	91.1256%	Fecal		CFU/100 mL	200	-	363.8
5439000	2/25/2006	0.9	0.9	0.0826	0.07	10751	91.1256%	Fecal		CFU/100 mL	200	-	363.8
5439000	2/26/2006	0.9	0.9	0.0826	0.07	10751	91.1256%	Fecal		CFU/100 mL	200	-	363.8
5439000	1/20/2013	0.9	0.9	0.0826	0.07	10751	91.1256%	Fecal		CFU/100 mL	200	-	363.8
5439000	10/19/2013	0.9	0.9	0.0826	0.07	10751	91.1256%	Fecal		CFU/100 mL	200	-	363.8
5439000	11/16/1997	0.89	0.89	0.0826	0.07	10759	91.1934%	Fecal		CFU/100 mL	200	-	359.8
5439000	9/6/2002	0.89	0.89	0.0826	0.07	10759	91.1934%	Fecal		CFU/100 mL	200	-	359.8
5439000	10/13/2002	0.89	0.89	0.0826	0.07	10759	91.1934%	Fecal		CFU/100 mL	200	-	359.8
5439000	11/15/2002	0.89	0.89	0.0826	0.07	10759	91.1934%	Fecal		CFU/100 mL	200	-	359.8
5439000	10/28/2003	0.89	0.89	0.0826	0.07	10759	91.1934%	Fecal		CFU/100 mL	200	-	359.8
5439000	10/23/2013	0.89	0.89	0.0826	0.07	10759	91.1934%	Fecal		CFU/100 mL	200	-	359.8
5439000	10/16/1997	0.88	0.88	0.0826	0.07	10765	91.2443%	Fecal		CFU/100 mL	200	-	355.8
5439000	9/12/2003	0.88	0.88	0.0826	0.07	10765	91.2443%	Fecal		CFU/100 mL	200	-	355.8
5439000	2/27/2006	0.88	0.88	0.0826	0.07	10765	91.2443%	Fecal		CFU/100 mL	200	-	355.8
5439000	8/19/2012	0.88	0.88	0.0826	0.07	10765	91.2443%	Fecal		CFU/100 mL	200	-	355.8
5439000	12/26/2012	0.88	0.88	0.0826	0.07	10765	91.2443%	Fecal		CFU/100 mL	200	-	355.8
5439000	9/2/2021	0.88	0.88	0.0826	0.07	10765	91.2443%	Fecal		CFU/100 mL	200	-	355.8
5439000	9/11/1995	0.87	0.87	0.0826	0.07	10771	91.2951%	Fecal		CFU/100 mL	200	-	351.7
5439000	7/27/1997	0.87	0.87	0.0826	0.07	10771	91.2951%	Fecal		CFU/100 mL	200	-	351.7
5439000	10/17/2002	0.87	0.87	0.0826	0.07	10771	91.2951%	Fecal		CFU/100 mL	200	-	351.7
5439000	7/31/2006	0.87	0.87	0.0826	0.07	10771	91.2951%	Fecal		CFU/100 mL	200	-	351.7
5439000	9/27/2014	0.87	0.87	0.0826	0.07	10771	91.2951%	Fecal		CFU/100 mL	200	-	351.7
5439000	12/6/1997	0.86	0.86	0.0826	0.07	10776	91.3375%	Fecal		CFU/100 mL	200	-	347.7
5439000	9/19/1999	0.86	0.86	0.0826	0.07	10776	91.3375%	Fecal		CFU/100 mL	200	-	347.7
5439000	7/27/2001	0.86	0.86	0.0826	0.07	10776	91.3375%	Fecal		CFU/100 mL	200	-	347.7
5439000	8/4/2001	0.86	0.86	0.0826	0.07	10776	91.3375%	Fecal		CFU/100 mL	200	-	347.7
5439000	9/12/2001	0.86	0.86	0.0826	0.07	10776	91.3375%	Fecal		CFU/100 mL	200	-	347.7
5439000	7/24/2002	0.86	0.86	0.0826	0.07	10776	91.3375%	Fecal		CFU/100 mL	200	-	347.7
5439000	8/20/2004	0.86	0.86	0.0826	0.07	10776	91.3375%	Fecal		CFU/100 mL	200	-	347.7
5439000	9/1/2004	0.86	0.86	0.0826	0.07	10776	91.3375%	Fecal		CFU/100 mL	200	-	347.7
5439000	12/23/2010	0.86	0.86	0.0826	0.07	10776	91.3375%	Fecal		CFU/100 mL	200	-	347.7
5439000	8/15/2012	0.86	0.86	0.0826	0.07	10776	91.3375%	Fecal		CFU/100 mL	200	-	347.7
5439000	9/25/2012	0.86	0.86	0.0826	0.07	10776	91.3375%	Fecal		CFU/100 mL	200	-	347.7
5439000	10/14/2015	0.86	0.86	0.0826	0.07	10776	91.3375%	Fecal		CFU/100 mL	200	-	347.7
5439000	10/6/2021	0.86	0.86	0.0826	0.07	10776	91.3375%	Fecal		CFU/100 mL	200	-	347.7
5439000	10/23/2021	0.86	0.86	0.0826	0.07	10776	91.3375%	Fecal		CFU/100 mL	200	-	347.7
5439000	8/11/1999	0.85	0.85	0.0826	0.07	10790	91.4562%	Fecal		CFU/100 mL	200	-	343.6
5439000	8/22/2001	0.85	0.85	0.0826	0.07	10790	91.4562%	Fecal		CFU/100 mL	200	-	343.6
5439000	8/8/2002	0.85	0.85	0.0826	0.07	10790	91.4562%	Fecal		CFU/100 mL	200	-	343.6
5439000	10/12/2002	0.85	0.85	0.0826	0.07	10790	91.4562%	Fecal		CFU/100 mL	200	-	343.6
5439000	8/2/2006	0.85	0.85	0.0826	0.07	10790	91.4562%	Fecal		CFU/100 mL	200	-	343.6
5439000	10/16/2006	0.85	0.85	0.0826	0.07	10790	91.4562%	Fecal		CFU/100 mL	200	-	343.6
5439000	7/15/2012	0.85	0.85	0.0826	0.07	10790	91.4562%	Fecal		CFU/100 mL	200	-	343.6
5439000	10/11/2012	0.85	0.85	0.0826	0.07	10790	91.4562%	Fecal		CFU/100 mL	200	-	343.6
5439000	1/21/2013	0.85	0.85	0.0826	0.07	10790	91.4562%	Fecal		CFU/100 mL	200	-	343.6
5439000	1/24/2013	0.85	0.85	0.0826	0.07	10790	91.4562%	Fecal		CFU/100 mL	200	-	343.6
5439000	9/1/1995	0.84	0.84	0.0826	0.07	10800	91.5409%	Fecal		CFU/100 mL	200	-	339.6
5439000	8/13/1997	0.84	0.84	0.0826	0.07	10800	91.5409%	Fecal		CFU/100 mL	200	-	339.6
5439000	8/20/2001	0.84	0.84	0.0826	0.07	10800	91.5409%	Fecal		CFU/100 mL	200	-	339.6
5439000	8/26/2001	0.84	0.84	0.0826	0.07	10800	91.5409%	Fecal		CFU/100 mL	200	-	339.6
5439000	9/3/2001	0.84	0.84	0.0826	0.07	10800	91.5409%	Fecal		CFU/100 mL	200	-	339.6
5439000	11/17/2004	0.84	0.84	0.0826	0.07	10800	91.5409%	Fecal		CFU/100 mL	200	-	339.6
5439000	10/14/2006	0.84	0.84	0.0826	0.07	10800	91.5409%	Fecal		CFU/100 mL	200	-	339.6
5439000	10/8/2020	0.84	0.84	0.0826	0.07	10800	91.5409%	Fecal		CFU/100 mL	200	-	339.6
5439000	9/13/2003	0.83	0.83	0.0826	0.07	10808	91.6087%	Fecal		CFU/100 mL	200	-	335.5
5439000	2/28/2006	0.83	0.83	0.0826	0.07	10808	91.6087%	Fecal		CFU/100 mL	200	-	335.5
5439000	9/16/2010	0.83	0.83	0.0826	0.07	10808	91.6087%	Fecal		CFU/100 mL	200	-	335.5

Gage ID	Date	Discharge (CFS)	Gage Discharge (less Surrogate NPDES) (CFS)	Watershed Area Ratio	Calculated flow (CFS)	Rank	Flow Exceedance %	Parameter	Results	Units (mg or micro_gram	Limit/Standard	Actual Load (million colonies/day)	Allowable Load (million colonies/day)
5439000	9/20/2013	0.83	0.83	0.0826	0.07	10808	91.6087%	Fecal		CFU/100 mL	200	-	335.5
5439000	10/24/2013	0.83	0.83	0.0826	0.07	10808	91.6087%	Fecal		CFU/100 mL	200	-	335.5
5439000	10/1/2002	0.82	0.82	0.0826	0.07	10813	91.6511%	Fecal		CFU/100 mL	200	-	331.5
5439000	3/11/2003	0.82	0.82	0.0826	0.07	10813	91.6511%	Fecal		CFU/100 mL	200	-	331.5
5439000	4/29/2003	0.82	0.82	0.0826	0.07	10813	91.6511%	Fecal		CFU/100 mL	200	-	331.5
5439000	10/29/2003	0.82	0.82	0.0826	0.07	10813	91.6511%	Fecal		CFU/100 mL	200	-	331.5
5439000	11/14/2012	0.82	0.82	0.0826	0.07	10813	91.6511%	Fecal		CFU/100 mL	200	-	331.5
5439000	9/11/2002	0.81	0.81	0.0826	0.07	10818	91.6935%	Fecal		CFU/100 mL	200	-	327.5
5439000	10/11/2002	0.81	0.81	0.0826	0.07	10818	91.6935%	Fecal		CFU/100 mL	200	-	327.5
5439000	11/1/2003	0.81	0.81	0.0826	0.07	10818	91.6935%	Fecal		CFU/100 mL	200	-	327.5
5439000	11/17/2005	0.81	0.81	0.0826	0.07	10818	91.6935%	Fecal		CFU/100 mL	200	-	327.5
5439000	10/17/2010	0.81	0.81	0.0826	0.07	10818	91.6935%	Fecal		CFU/100 mL	200	-	327.5
5439000	11/29/2013	0.81	0.81	0.0826	0.07	10818	91.6935%	Fecal		CFU/100 mL	200	-	327.5
5439000	7/31/2001	0.8	0.8	0.0826	0.07	10824	91.7444%	Fecal		CFU/100 mL	200	-	323.4
5439000	8/5/2001	0.8	0.8	0.0826	0.07	10824	91.7444%	Fecal		CFU/100 mL	200	-	323.4
5439000	7/23/2002	0.8	0.8	0.0826	0.07	10824	91.7444%	Fecal		CFU/100 mL	200	-	323.4
5439000	11/15/2004	0.8	0.8	0.0826	0.07	10824	91.7444%	Fecal		CFU/100 mL	200	-	323.4
5439000	1/22/2013	0.8	0.8	0.0826	0.07	10824	91.7444%	Fecal		CFU/100 mL	200	-	323.4
5439000	1/23/2013	0.8	0.8	0.0826	0.07	10824	91.7444%	Fecal		CFU/100 mL	200	-	323.4
5439000	9/26/2003	0.79	0.79	0.0826	0.07	10830	91.7952%	Fecal		CFU/100 mL	200	-	319.4
5439000	10/30/2003	0.79	0.79	0.0826	0.07	10830	91.7952%	Fecal		CFU/100 mL	200	-	319.4
5439000	9/9/2004	0.79	0.79	0.0826	0.07	10830	91.7952%	Fecal		CFU/100 mL	200	-	319.4
5439000	7/29/2005	0.79	0.79	0.0826	0.07	10830	91.7952%	Fecal		CFU/100 mL	200	-	319.4
5439000	8/15/2005	0.79	0.79	0.0826	0.07	10830	91.7952%	Fecal		CFU/100 mL	200	-	319.4
5439000	9/26/1995	0.78	0.78	0.0826	0.06	10835	91.8376%	Fecal		CFU/100 mL	200	-	315.3
5439000	8/31/1999	0.78	0.78	0.0826	0.06	10835	91.8376%	Fecal		CFU/100 mL	200	-	315.3
5439000	8/8/2003	0.78	0.78	0.0826	0.06	10835	91.8376%	Fecal		CFU/100 mL	200	-	315.3
5439000	10/17/2003	0.78	0.78	0.0826	0.06	10835	91.8376%	Fecal		CFU/100 mL	200	-	315.3
5439000	9/14/2010	0.78	0.78	0.0826	0.06	10835	91.8376%	Fecal		CFU/100 mL	200	-	315.3
5439000	9/28/2014	0.78	0.78	0.0826	0.06	10835	91.8376%	Fecal		CFU/100 mL	200	-	315.3
5439000	10/21/2020	0.78	0.78	0.0826	0.06	10835	91.8376%	Fecal		CFU/100 mL	200	-	315.3
5439000	10/4/1997	0.77	0.77	0.0826	0.06	10842	91.8969%	Fecal		CFU/100 mL	200	-	311.3
5439000	12/25/2002	0.77	0.77	0.0826	0.06	10842	91.8969%	Fecal		CFU/100 mL	200	-	311.3
5439000	11/27/2005	0.77	0.77	0.0826	0.06	10842	91.8969%	Fecal		CFU/100 mL	200	-	311.3
5439000	12/22/2010	0.77	0.77	0.0826	0.06	10842	91.8969%	Fecal		CFU/100 mL	200	-	311.3
5439000	8/23/1992	0.76	0.76	0.0826	0.06	10846	91.9308%	Fecal		CFU/100 mL	200	-	307.2
5439000	11/25/2002	0.76	0.76	0.0826	0.06	10846	91.9308%	Fecal		CFU/100 mL	200	-	307.2
5439000	12/24/2002	0.76	0.76	0.0826	0.06	10846	91.9308%	Fecal		CFU/100 mL	200	-	307.2
5439000	10/31/2003	0.76	0.76	0.0826	0.06	10846	91.9308%	Fecal		CFU/100 mL	200	-	307.2
5439000	10/25/2013	0.76	0.76	0.0826	0.06	10846	91.9308%	Fecal		CFU/100 mL	200	-	307.2
5439000	3/1/2006	0.75	0.75	0.0826	0.06	10851	91.9732%	Fecal		CFU/100 mL	200	-	303.2
5439000	3/2/2006	0.75	0.75	0.0826	0.06	10851	91.9732%	Fecal		CFU/100 mL	200	-	303.2
5439000	11/30/2013	0.75	0.75	0.0826	0.06	10851	91.9732%	Fecal		CFU/100 mL	200	-	303.2
5439000	12/2/2013	0.75	0.75	0.0826	0.06	10851	91.9732%	Fecal		CFU/100 mL	200	-	303.2
5439000	9/15/2004	0.74	0.74	0.0826	0.06	10855	92.0071%	Fecal		CFU/100 mL	200	-	299.2
5439000	9/21/2006	0.74	0.74	0.0826	0.06	10855	92.0071%	Fecal		CFU/100 mL	200	-	299.2
5439000	10/15/2006	0.74	0.74	0.0826	0.06	10855	92.0071%	Fecal		CFU/100 mL	200	-	299.2
5439000	9/13/2012	0.74	0.74	0.0826	0.06	10855	92.0071%	Fecal		CFU/100 mL	200	-	299.2
5439000	10/1/2012	0.74	0.74	0.0826	0.06	10855	92.0071%	Fecal		CFU/100 mL	200	-	299.2
5439000	8/23/1991	0.73	0.73	0.0826	0.06	10860	92.0495%	Fecal		CFU/100 mL	200	-	295.1
5439000	11/26/1997	0.73	0.73	0.0826	0.06	10860	92.0495%	Fecal		CFU/100 mL	200	-	295.1
5439000	9/7/2004	0.73	0.73	0.0826	0.06	10860	92.0495%	Fecal		CFU/100 mL	200	-	295.1
5439000	9/17/2004	0.73	0.73	0.0826	0.06	10860	92.0495%	Fecal		CFU/100 mL	200	-	295.1
5439000	10/4/2012	0.73	0.73	0.0826	0.06	10860	92.0495%	Fecal		CFU/100 mL	200	-	295.1
5439000	10/22/2013	0.73	0.73	0.0826	0.06	10860	92.0495%	Fecal		CFU/100 mL	200	-	295.1
5439000	9/5/2001	0.72	0.72	0.0826	0.06	10866	92.1004%	Fecal		CFU/100 mL	200	-	291.1
5439000	9/24/2002	0.72	0.72	0.0826	0.06	10866	92.1004%	Fecal		CFU/100 mL	200	-	291.1
5439000	8/16/2004	0.72	0.72	0.0826	0.06	10866	92.1004%	Fecal		CFU/100 mL	200	-	291.1
5439000	10/30/2012	0.72	0.72	0.0826	0.06	10866	92.1004%	Fecal		CFU/100 mL	200	-	291.1
5439000	8/22/1992	0.71	0.71	0.0826	0.06	10870	92.1343%	Fecal		CFU/100 mL	200	-	287.0
5439000	10/13/1995	0.71	0.71	0.0826	0.06	10870	92.1343%	Fecal		CFU/100 mL	200	-	287.0
5439000	10/15/2015	0.71	0.71	0.0826	0.06	10870	92.1343%	Fecal		CFU/100 mL	200	-	287.0
5439000	8/23/1997	0.7	0.7	0.0826	0.06	10873	92.1597%	Fecal		CFU/100 mL	200	-	283.0
5439000	8/24/1997	0.7	0.7	0.0826	0.06	10873	92.1597%	Fecal		CFU/100 mL	200	-	283.0
5439000	12/23/1997	0.7	0.7	0.0826	0.06	10873	92.1597%	Fecal		CFU/100 mL	200	-	283.0
5439000	12/26/2002	0.7	0.7	0.0826	0.06	10873	92.1597%	Fecal		CFU/100 mL	200	-	283.0
5439000	9/28/2010	0.7	0.7	0.0826	0.06	10873	92.1597%	Fecal		CFU/100 mL	200	-	283.0
5439000	12/8/2012	0.7	0.7	0.0826	0.06	10873	92.1597%	Fecal		CFU/100 mL	200	-	283.0
5439000	12/1/2013	0.7	0.7	0.0826	0.06	10873	92.1597%	Fecal		CFU/100 mL	200	-	283.0
5439000	9/13/1998	0.69	0.69	0.0826	0.06	10880	92.2190%	Fecal		CFU/100 mL	200	-	278.9
5439000	8/16/1999	0.69	0.69	0.0826	0.06	10880	92.2190%	Fecal		CFU/100 mL	200	-	278.9
5439000	9/3/2004	0.69	0.69	0.0826	0.06	10880	92.2190%	Fecal		CFU/100 mL	200	-	278.9
5439000	9/9/2006	0.69	0.69	0.0826	0.06	10880	92.2190%	Fecal		CFU/100 mL	200	-	278.9
5439000	9/18/2011	0.69	0.69	0.0826	0.06	10880	92.2190%	Fecal		CFU/100 mL	200	-	278.9
5439000	10/9/2020	0.69	0.69	0.0826	0.06	10880	92.2190%	Fecal		CFU/100 mL	200	-	278.9
5439000	9/2/1995	0.68	0.68	0.0826	0.06	10886	92.2699%	Fecal		CFU/100 mL	200	-	274.9
5439000	12/13/1997	0.68	0.68	0.0826	0.06	10886	92.2699%	Fecal		CFU/100 mL	200	-	274.9
5439000	9/20/1999	0.68	0.68	0.0826	0.06	10886	92.2699%	Fecal		CFU/100 mL	200	-	274.9
5439000	7/28/2001	0.68	0.68	0.0826	0.06	10886	92.2699%	Fecal		CFU/100 mL	200	-	274.9
5439000	10/1/2006	0.68	0.68	0.0826	0.06	10886	92.2699%	Fecal		CFU/100 mL	200	-	274.9
5439000	9/11/2012	0.68	0.68	0.0826	0.06	10886	92.2699%	Fecal		CFU/100 mL	200	-	274.9
5439000	11/22/1997	0.67	0.67	0.0826	0.06	10892	92.3207%	Fecal		CFU/100 mL	200	-	270.9
5439000	9/12/1999	0.67	0.67	0.0826	0.06	10892	92.3207%	Fecal		CFU/100 mL	200	-	270.9
5439000	11/7/2005	0.67	0.67	0.0826	0.06	10892	92.3207%	Fecal		CFU/100 mL	200	-	270.9
5439000	10/7/2006	0.67	0.67	0.0826	0.06	10892	92.3207%	Fecal		CFU/100 mL	200	-	270.9
5439000	9/17/2010	0.67	0.67	0.0826	0.06	10892	92.3207%	Fecal		CFU/100 mL	200	-	270.9
5439000	10/2/2012	0.67	0.67	0.0826	0.06	10892	92.3207%	Fecal		CFU/100 mL	200	-	270.9
5439000	9/24/2018	0.67	0.67	0.0826	0.06	10892	92.3207%	Fecal		CFU/100 mL	200	-	270.9
5439000	9/3/1999	0.66	0.66	0.0826	0.05	10899	92.3801%	Fecal		CFU/100 mL	200	-	266.8
5439000	8/11/2003	0.66	0.66	0.0826	0.05	10899	92.3801%	Fecal		CFU/100 mL	200	-	266.8
5439000	8/21/2004	0.66	0.66	0.0826	0.05	10899	92.3801%	Fecal		CFU/100 mL	200	-	266.8
5439000	9/2/2004	0.66	0.66	0.0826	0.05	10899	92.3801%	Fecal		CFU/100 mL	200	-	266.8
5439000	9/25/2005	0.66	0.66	0.0826	0.05	10899	92.3801%	Fecal		CFU/100 mL	200	-	266.8
5439000	9/23/2021	0.66	0.66	0.0826	0.05	10899	92.3801%	Fecal		CFU/100 mL	200	-	266.8
5439000	8/21/2001	0.65	0.65	0.0826	0.05	10905	92.4309%	Fecal		CFU/100 mL	200	-	262.8
5439000	9/14/2003	0.65	0.65	0.0826	0.05	10905	92.4309%	Fecal		CFU/100 mL	200	-	262.8
5439000	7/11/2005	0.65	0.65	0.0826	0.05	10905	92.4309%	Fecal		CFU/100 mL	200	-	262.8
5439000	3/3/2006	0.65	0.65	0.0826	0.05	10905	92.4309%	Fecal		CFU/100 mL	200	-	262.8
5439000	8/8/2006	0.65	0.65	0.0826	0.05	10905	92.4309%	Fecal		CFU/100 mL	200	-	262.8
5439000	12/27/2012	0.65	0.65	0.0826	0.05	10905	92.4309%	Fecal		CFU/100 mL	200	-	262.8
5439000	10/12/2020	0.65	0.65	0.0826	0.05	10905	92.4309%	Fecal		CFU/100 mL	200	-	262.8
5439000	9/3/2021	0.65	0.65	0.0826	0.05	10905	92.4309%	Fecal		CFU/100 mL	200	-	262.8
5439000	9/15/1994	0.64	0.64	0.0826	0.05	10913	92.4987%	Fecal		CFU/100 mL	200	-	258.7
5439000	11/17/1997	0.64	0.64	0.0826	0.05	10913	92.4987%	Fecal		CFU/100 mL	200	-	258.7
5439000	11/26/2002	0.64	0.64	0.0826	0.05	10913	92.4987%	Fecal		CFU/100 mL	200	-	258.7
5439000	10/24/2003	0.64	0.64	0.0826	0.05	10913	92.4987%	Fecal		CFU/100 mL	200	-	258.7
5439000	11/14/2005	0.64	0.64	0.0826	0.05	10913	92.4987%	Fecal		CFU/100 mL	200	-	258.7
5439000	9/27/2010	0.64	0.64	0.0826	0.05	10913	92.4987%	Fecal		CFU/100 mL	200	-	258.7
5439000	9/8/2017	0.64	0.64	0.0826	0.05	10913	92.4987%	Fecal		CFU/100 mL	200	-	258.7
5439000	10/13/2020	0.64	0.64	0.0826	0.05	10913	92.4987%	Fecal		CFU/100 mL	200	-	258.7
5439000	9/20/2021	0.64	0.64	0.0826	0.05	10913	92.4987%	Fecal		CFU/100 mL	200	-	258.7
5439000	8/1/2006	0.63	0.63	0.0826	0.05	10922	92.5750%	Fecal		CFU/100 mL	200	-	254.7
5439000	10/16/2015	0.63	0.63	0.0826	0.05	10922	92.5750%	Fecal		CFU/100 mL	200	-	254.7
5439000	10/3/1995	0.62	0.62	0.0826	0.05	10924	92.5920%	Fecal		CFU/100 mL	200	-	250.6
5439000	8/11/1997	0.62	0.62	0.0826	0.05	10924	92.5920%	Fecal		CFU/100 mL	200	-	250.6

Gage ID	Date	Discharge (CFS)	Gage Discharge (less Surrogate NPDES) (CFS)	Watershed Area Ratio	Calculated flow (CFS)	Rank	Flow Exceedance %	Parameter	Results	Units (mg or micro_gram	Limit/Standard	Actual Load (million colonies/day)	Allowable Load (million colonies/day)
5439000	10/25/1997	0.62	0.62	0.0826	0.05	10924	92.5920%	Fecal		CFU/100 mL	200	-	250.6
5439000	7/25/2002	0.62	0.62	0.0826	0.05	10924	92.5920%	Fecal		CFU/100 mL	200	-	250.6
5439000	12/15/2002	0.62	0.62	0.0826	0.05	10924	92.5920%	Fecal		CFU/100 mL	200	-	250.6
5439000	8/22/2004	0.62	0.62	0.0826	0.05	10924	92.5920%	Fecal		CFU/100 mL	200	-	250.6
5439000	8/24/2005	0.62	0.62	0.0826	0.05	10924	92.5920%	Fecal		CFU/100 mL	200	-	250.6
5439000	10/8/2006	0.62	0.62	0.0826	0.05	10924	92.5920%	Fecal		CFU/100 mL	200	-	250.6
5439000	11/2/2012	0.62	0.62	0.0826	0.05	10924	92.5920%	Fecal		CFU/100 mL	200	-	250.6
5439000	12/18/2012	0.62	0.62	0.0826	0.05	10924	92.5920%	Fecal		CFU/100 mL	200	-	250.6
5439000	9/3/1995	0.61	0.61	0.0826	0.05	10934	92.6767%	Fecal		CFU/100 mL	200	-	246.6
5439000	8/23/2001	0.61	0.61	0.0826	0.05	10934	92.6767%	Fecal		CFU/100 mL	200	-	246.6
5439000	9/13/2001	0.61	0.61	0.0826	0.05	10934	92.6767%	Fecal		CFU/100 mL	200	-	246.6
5439000	9/29/2006	0.61	0.61	0.0826	0.05	10934	92.6767%	Fecal		CFU/100 mL	200	-	246.6
5439000	10/26/2013	0.61	0.61	0.0826	0.05	10934	92.6767%	Fecal		CFU/100 mL	200	-	246.6
5439000	1/4/2014	0.61	0.61	0.0826	0.05	10934	92.6767%	Fecal		CFU/100 mL	200	-	246.6
5439000	9/13/1995	0.6	0.6	0.0826	0.05	10940	92.7276%	Fecal		CFU/100 mL	200	-	242.6
5439000	8/14/1997	0.6	0.6	0.0826	0.05	10940	92.7276%	Fecal		CFU/100 mL	200	-	242.6
5439000	8/25/1997	0.6	0.6	0.0826	0.05	10940	92.7276%	Fecal		CFU/100 mL	200	-	242.6
5439000	9/7/1997	0.6	0.6	0.0826	0.05	10940	92.7276%	Fecal		CFU/100 mL	200	-	242.6
5439000	12/7/1997	0.6	0.6	0.0826	0.05	10940	92.7276%	Fecal		CFU/100 mL	200	-	242.6
5439000	8/15/2004	0.6	0.6	0.0826	0.05	10940	92.7276%	Fecal		CFU/100 mL	200	-	242.6
5439000	10/14/2013	0.6	0.6	0.0826	0.05	10940	92.7276%	Fecal		CFU/100 mL	200	-	242.6
5439000	10/20/2013	0.6	0.6	0.0826	0.05	10940	92.7276%	Fecal		CFU/100 mL	200	-	242.6
5439000	10/11/2020	0.6	0.6	0.0826	0.05	10940	92.7276%	Fecal		CFU/100 mL	200	-	242.6
5439000	10/1/1997	0.59	0.59	0.0826	0.05	10949	92.8039%	Fecal		CFU/100 mL	200	-	238.5
5439000	11/23/1997	0.59	0.59	0.0826	0.05	10949	92.8039%	Fecal		CFU/100 mL	200	-	238.5
5439000	8/7/2001	0.59	0.59	0.0826	0.05	10949	92.8039%	Fecal		CFU/100 mL	200	-	238.5
5439000	7/26/2002	0.59	0.59	0.0826	0.05	10949	92.8039%	Fecal		CFU/100 mL	200	-	238.5
5439000	12/8/2010	0.59	0.59	0.0826	0.05	10949	92.8039%	Fecal		CFU/100 mL	200	-	238.5
5439000	10/3/2012	0.59	0.59	0.0826	0.05	10949	92.8039%	Fecal		CFU/100 mL	200	-	238.5
5439000	9/18/2013	0.59	0.59	0.0826	0.05	10949	92.8039%	Fecal		CFU/100 mL	200	-	238.5
5439000	9/7/2002	0.58	0.58	0.0826	0.05	10956	92.8632%	Fecal		CFU/100 mL	200	-	234.5
5439000	9/10/2002	0.58	0.58	0.0826	0.05	10956	92.8632%	Fecal		CFU/100 mL	200	-	234.5
5439000	10/10/2002	0.58	0.58	0.0826	0.05	10956	92.8632%	Fecal		CFU/100 mL	200	-	234.5
5439000	10/18/2003	0.58	0.58	0.0826	0.05	10956	92.8632%	Fecal		CFU/100 mL	200	-	234.5
5439000	7/30/2005	0.58	0.58	0.0826	0.05	10956	92.8632%	Fecal		CFU/100 mL	200	-	234.5
5439000	3/5/2006	0.58	0.58	0.0826	0.05	10956	92.8632%	Fecal		CFU/100 mL	200	-	234.5
5439000	9/29/2014	0.58	0.58	0.0826	0.05	10956	92.8632%	Fecal		CFU/100 mL	200	-	234.5
5439000	11/21/1997	0.57	0.57	0.0826	0.05	10963	92.9225%	Fecal		CFU/100 mL	200	-	230.4
5439000	12/14/1997	0.57	0.57	0.0826	0.05	10963	92.9225%	Fecal		CFU/100 mL	200	-	230.4
5439000	12/27/2002	0.57	0.57	0.0826	0.05	10963	92.9225%	Fecal		CFU/100 mL	200	-	230.4
5439000	10/19/2003	0.57	0.57	0.0826	0.05	10963	92.9225%	Fecal		CFU/100 mL	200	-	230.4
5439000	9/26/2005	0.57	0.57	0.0826	0.05	10963	92.9225%	Fecal		CFU/100 mL	200	-	230.4
5439000	10/9/2006	0.57	0.57	0.0826	0.05	10963	92.9225%	Fecal		CFU/100 mL	200	-	230.4
5439000	9/21/2011	0.57	0.57	0.0826	0.05	10963	92.9225%	Fecal		CFU/100 mL	200	-	230.4
5439000	9/17/2013	0.57	0.57	0.0826	0.05	10963	92.9225%	Fecal		CFU/100 mL	200	-	230.4
5439000	10/17/2015	0.57	0.57	0.0826	0.05	10963	92.9225%	Fecal		CFU/100 mL	200	-	230.4
5439000	10/14/2020	0.57	0.57	0.0826	0.05	10963	92.9225%	Fecal		CFU/100 mL	200	-	230.4
5439000	11/24/1997	0.56	0.56	0.0826	0.05	10973	93.0073%	Fecal		CFU/100 mL	200	-	226.4
5439000	8/24/2001	0.56	0.56	0.0826	0.05	10973	93.0073%	Fecal		CFU/100 mL	200	-	226.4
5439000	9/14/2002	0.56	0.56	0.0826	0.05	10973	93.0073%	Fecal		CFU/100 mL	200	-	226.4
5439000	8/9/2003	0.56	0.56	0.0826	0.05	10973	93.0073%	Fecal		CFU/100 mL	200	-	226.4
5439000	8/22/2003	0.56	0.56	0.0826	0.05	10973	93.0073%	Fecal		CFU/100 mL	200	-	226.4
5439000	8/23/2004	0.56	0.56	0.0826	0.05	10973	93.0073%	Fecal		CFU/100 mL	200	-	226.4
5439000	8/16/2005	0.56	0.56	0.0826	0.05	10973	93.0073%	Fecal		CFU/100 mL	200	-	226.4
5439000	9/7/2011	0.56	0.56	0.0826	0.05	10973	93.0073%	Fecal		CFU/100 mL	200	-	226.4
5439000	8/15/2013	0.56	0.56	0.0826	0.05	10973	93.0073%	Fecal		CFU/100 mL	200	-	226.4
5439000	10/21/2013	0.56	0.56	0.0826	0.05	10973	93.0073%	Fecal		CFU/100 mL	200	-	226.4
5439000	10/18/2015	0.56	0.56	0.0826	0.05	10973	93.0073%	Fecal		CFU/100 mL	200	-	226.4
5439000	9/4/2021	0.56	0.56	0.0826	0.05	10973	93.0073%	Fecal		CFU/100 mL	200	-	226.4
5439000	9/27/1995	0.55	0.55	0.0826	0.05	10985	93.1090%	Fecal		CFU/100 mL	200	-	222.3
5439000	8/12/1997	0.55	0.55	0.0826	0.05	10985	93.1090%	Fecal		CFU/100 mL	200	-	222.3
5439000	11/18/1997	0.55	0.55	0.0826	0.05	10985	93.1090%	Fecal		CFU/100 mL	200	-	222.3
5439000	9/11/1998	0.55	0.55	0.0826	0.05	10985	93.1090%	Fecal		CFU/100 mL	200	-	222.3
5439000	9/25/2002	0.55	0.55	0.0826	0.05	10985	93.1090%	Fecal		CFU/100 mL	200	-	222.3
5439000	8/20/2012	0.55	0.55	0.0826	0.05	10985	93.1090%	Fecal		CFU/100 mL	200	-	222.3
5439000	9/30/2012	0.55	0.55	0.0826	0.05	10985	93.1090%	Fecal		CFU/100 mL	200	-	222.3
5439000	12/25/2013	0.55	0.55	0.0826	0.05	10985	93.1090%	Fecal		CFU/100 mL	200	-	222.3
5439000	12/22/1997	0.54	0.54	0.0826	0.04	10993	93.1768%	Fecal		CFU/100 mL	200	-	218.3
5439000	9/8/2002	0.54	0.54	0.0826	0.04	10993	93.1768%	Fecal		CFU/100 mL	200	-	218.3
5439000	9/12/2002	0.54	0.54	0.0826	0.04	10993	93.1768%	Fecal		CFU/100 mL	200	-	218.3
5439000	11/27/2002	0.54	0.54	0.0826	0.04	10993	93.1768%	Fecal		CFU/100 mL	200	-	218.3
5439000	1/8/2006	0.54	0.54	0.0826	0.04	10993	93.1768%	Fecal		CFU/100 mL	200	-	218.3
5439000	10/2/2010	0.54	0.54	0.0826	0.04	10993	93.1768%	Fecal		CFU/100 mL	200	-	218.3
5439000	12/28/2012	0.54	0.54	0.0826	0.04	10993	93.1768%	Fecal		CFU/100 mL	200	-	218.3
5439000	9/16/1994	0.53	0.53	0.0826	0.04	11000	93.2361%	Fecal		CFU/100 mL	200	-	214.3
5439000	7/28/1997	0.53	0.53	0.0826	0.04	11000	93.2361%	Fecal		CFU/100 mL	200	-	214.3
5439000	9/1/1999	0.53	0.53	0.0826	0.04	11000	93.2361%	Fecal		CFU/100 mL	200	-	214.3
5439000	8/27/2001	0.53	0.53	0.0826	0.04	11000	93.2361%	Fecal		CFU/100 mL	200	-	214.3
5439000	10/27/2004	0.53	0.53	0.0826	0.04	11000	93.2361%	Fecal		CFU/100 mL	200	-	214.3
5439000	10/3/2010	0.53	0.53	0.0826	0.04	11000	93.2361%	Fecal		CFU/100 mL	200	-	214.3
5439000	9/21/2013	0.53	0.53	0.0826	0.04	11000	93.2361%	Fecal		CFU/100 mL	200	-	214.3
5439000	11/19/1997	0.52	0.52	0.0826	0.04	11007	93.2955%	Fecal		CFU/100 mL	200	-	210.2
5439000	9/14/2001	0.52	0.52	0.0826	0.04	11007	93.2955%	Fecal		CFU/100 mL	200	-	210.2
5439000	9/16/2001	0.52	0.52	0.0826	0.04	11007	93.2955%	Fecal		CFU/100 mL	200	-	210.2
5439000	12/14/2002	0.52	0.52	0.0826	0.04	11007	93.2955%	Fecal		CFU/100 mL	200	-	210.2
5439000	9/4/2004	0.52	0.52	0.0826	0.04	11007	93.2955%	Fecal		CFU/100 mL	200	-	210.2
5439000	10/14/2004	0.52	0.52	0.0826	0.04	11007	93.2955%	Fecal		CFU/100 mL	200	-	210.2
5439000	3/4/2006	0.52	0.52	0.0826	0.04	11007	93.2955%	Fecal		CFU/100 mL	200	-	210.2
5439000	9/30/2006	0.52	0.52	0.0826	0.04	11007	93.2955%	Fecal		CFU/100 mL	200	-	210.2
5439000	9/30/2014	0.52	0.52	0.0826	0.04	11007	93.2955%	Fecal		CFU/100 mL	200	-	210.2
5439000	10/10/2020	0.52	0.52	0.0826	0.04	11007	93.2955%	Fecal		CFU/100 mL	200	-	210.2
5439000	10/18/1997	0.51	0.51	0.0826	0.04	11017	93.3802%	Fecal		CFU/100 mL	200	-	206.2
5439000	11/9/1997	0.51	0.51	0.0826	0.04	11017	93.3802%	Fecal		CFU/100 mL	200	-	206.2
5439000	11/20/1997	0.51	0.51	0.0826	0.04	11017	93.3802%	Fecal		CFU/100 mL	200	-	206.2
5439000	12/9/1997	0.51	0.51	0.0826	0.04	11017	93.3802%	Fecal		CFU/100 mL	200	-	206.2
5439000	8/10/2003	0.51	0.51	0.0826	0.04	11017	93.3802%	Fecal		CFU/100 mL	200	-	206.2
5439000	1/27/2006	0.51	0.51	0.0826	0.04	11017	93.3802%	Fecal		CFU/100 mL	200	-	206.2
5439000	12/29/2012	0.51	0.51	0.0826	0.04	11017	93.3802%	Fecal		CFU/100 mL	200	-	206.2
5439000	9/16/1995	0.5	0.5	0.0826	0.04	11024	93.4396%	Fecal		CFU/100 mL	200	-	202.1
5439000	11/25/1997	0.5	0.5	0.0826	0.04	11024	93.4396%	Fecal		CFU/100 mL	200	-	202.1
5439000	9/2/1999	0.5	0.5	0.0826	0.04	11024	93.4396%	Fecal		CFU/100 mL	200	-	202.1
5439000	9/15/2001	0.5	0.5	0.0826	0.04	11024	93.4396%	Fecal		CFU/100 mL	200	-	202.1
5439000	9/26/2002	0.5	0.5	0.0826	0.04	11024	93.4396%	Fecal		CFU/100 mL	200	-	202.1
5439000	12/28/2002	0.5	0.5	0.0826	0.04	11024	93.4396%	Fecal		CFU/100 mL	200	-	202.1
5439000	10/20/2003	0.5	0.5	0.0826	0.04	11024	93.4396%	Fecal		CFU/100 mL	200	-	202.1
5439000	10/10/2006	0.5	0.5	0.0826	0.04	11024	93.4396%	Fecal		CFU/100 mL	200	-	202.1
5439000	9/6/2013	0.5	0.5	0.0826	0.04	11024	93.4396%	Fecal		CFU/100 mL	200	-	202.1
5439000	9/9/2017	0.5	0.5	0.0826	0.04	11024	93.4396%	Fecal		CFU/100 mL	200	-	202.1
5439000	9/12/1995	0.49	0.49	0.0826	0.04	11034	93.5243%	Fecal		CFU/100 mL	200	-	198.1
5439000	12/20/1997	0.49	0.49	0.0826	0.04	11034	93.5243%	Fecal		CFU/100 mL	200	-	198.1
5439000	7/29/2001	0.49	0.49	0.0826	0.04	11034	93.5243%	Fecal		CFU/100 mL	200	-	198.1
5439000	8/20/2002	0.49	0.49	0.0826	0.04	11034	93.5243%	Fecal		CFU/100 mL	200	-	198.1
5439000	9/8/2004	0.49	0.49	0.0826	0.04	11034	93.5243%	Fecal		CFU/100 mL	200	-	198.1
5439000	9/24/2005	0.49	0.49	0.0826	0.04	11034	93.5243%	Fecal		CFU/100 mL	200	-	198.1
5439000	9/27/2005	0.49	0.49	0.0826	0.04	11034	93.5243%	Fecal		CFU/100 mL	200	-	198.1

Gage ID	Date	Discharge (CFS)	Gage Discharge (less Surrogate NPDES) (CFS)	Watershed Area Ratio	Calculated flow (CFS)	Rank	Flow Exceedance %	Parameter	Results	Units (mg or micro_gram	Limit/Standard	Actual Load (million colonies/day)	Allowable Load (million colonies/day)
5439000	12/11/2012	0.49	0.49	0.0826	0.04	11034	93.5243%	Fecal		CFU/100 mL	200	-	198.1
5439000	9/11/2017	0.49	0.49	0.0826	0.04	11034	93.5243%	Fecal		CFU/100 mL	200	-	198.1
5439000	10/20/2020	0.49	0.49	0.0826	0.04	11034	93.5243%	Fecal		CFU/100 mL	200	-	198.1
5439000	7/29/1997	0.48	0.48	0.0826	0.04	11044	93.6091%	Fecal		CFU/100 mL	200	-	194.0
5439000	11/15/1997	0.48	0.48	0.0826	0.04	11044	93.6091%	Fecal		CFU/100 mL	200	-	194.0
5439000	8/9/2002	0.48	0.48	0.0826	0.04	11044	93.6091%	Fecal		CFU/100 mL	200	-	194.0
5439000	8/12/2003	0.48	0.48	0.0826	0.04	11044	93.6091%	Fecal		CFU/100 mL	200	-	194.0
5439000	7/12/2005	0.48	0.48	0.0826	0.04	11044	93.6091%	Fecal		CFU/100 mL	200	-	194.0
5439000	8/19/2006	0.48	0.48	0.0826	0.04	11044	93.6091%	Fecal		CFU/100 mL	200	-	194.0
5439000	9/8/2011	0.48	0.48	0.0826	0.04	11044	93.6091%	Fecal		CFU/100 mL	200	-	194.0
5439000	12/6/2013	0.48	0.48	0.0826	0.04	11044	93.6091%	Fecal		CFU/100 mL	200	-	194.0
5439000	9/5/2021	0.48	0.48	0.0826	0.04	11044	93.6091%	Fecal		CFU/100 mL	200	-	194.0
5439000	8/18/1992	0.47	0.47	0.0826	0.04	11053	93.6854%	Fecal		CFU/100 mL	200	-	190.0
5439000	12/8/1997	0.47	0.47	0.0826	0.04	11053	93.6854%	Fecal		CFU/100 mL	200	-	190.0
5439000	12/21/1997	0.47	0.47	0.0826	0.04	11053	93.6854%	Fecal		CFU/100 mL	200	-	190.0
5439000	12/13/2002	0.47	0.47	0.0826	0.04	11053	93.6854%	Fecal		CFU/100 mL	200	-	190.0
5439000	11/18/2005	0.47	0.47	0.0826	0.04	11053	93.6854%	Fecal		CFU/100 mL	200	-	190.0
5439000	8/28/2013	0.47	0.47	0.0826	0.04	11053	93.6854%	Fecal		CFU/100 mL	200	-	190.0
5439000	12/26/2013	0.47	0.47	0.0826	0.04	11053	93.6854%	Fecal		CFU/100 mL	200	-	190.0
5439000	12/16/1997	0.46	0.46	0.0826	0.04	11060	93.7447%	Fecal		CFU/100 mL	200	-	186.0
5439000	8/19/1999	0.46	0.46	0.0826	0.04	11060	93.7447%	Fecal		CFU/100 mL	200	-	186.0
5439000	3/10/2003	0.46	0.46	0.0826	0.04	11060	93.7447%	Fecal		CFU/100 mL	200	-	186.0
5439000	10/23/2003	0.46	0.46	0.0826	0.04	11060	93.7447%	Fecal		CFU/100 mL	200	-	186.0
5439000	9/18/2004	0.46	0.46	0.0826	0.04	11060	93.7447%	Fecal		CFU/100 mL	200	-	186.0
5439000	8/11/2005	0.46	0.46	0.0826	0.04	11060	93.7447%	Fecal		CFU/100 mL	200	-	186.0
5439000	8/11/2006	0.46	0.46	0.0826	0.04	11060	93.7447%	Fecal		CFU/100 mL	200	-	186.0
5439000	10/4/2010	0.46	0.46	0.0826	0.04	11060	93.7447%	Fecal		CFU/100 mL	200	-	186.0
5439000	7/16/2012	0.46	0.46	0.0826	0.04	11060	93.7447%	Fecal		CFU/100 mL	200	-	186.0
5439000	8/16/2013	0.46	0.46	0.0826	0.04	11060	93.7447%	Fecal		CFU/100 mL	200	-	186.0
5439000	9/10/2017	0.46	0.46	0.0826	0.04	11060	93.7447%	Fecal		CFU/100 mL	200	-	186.0
5439000	9/17/1995	0.45	0.45	0.0826	0.04	11071	93.8379%	Fecal		CFU/100 mL	200	-	181.9
5439000	12/15/1997	0.45	0.45	0.0826	0.04	11071	93.8379%	Fecal		CFU/100 mL	200	-	181.9
5439000	9/14/1999	0.45	0.45	0.0826	0.04	11071	93.8379%	Fecal		CFU/100 mL	200	-	181.9
5439000	8/10/2001	0.45	0.45	0.0826	0.04	11071	93.8379%	Fecal		CFU/100 mL	200	-	181.9
5439000	8/2/2002	0.45	0.45	0.0826	0.04	11071	93.8379%	Fecal		CFU/100 mL	200	-	181.9
5439000	11/28/2002	0.45	0.45	0.0826	0.04	11071	93.8379%	Fecal		CFU/100 mL	200	-	181.9
5439000	12/3/2005	0.45	0.45	0.0826	0.04	11071	93.8379%	Fecal		CFU/100 mL	200	-	181.9
5439000	8/10/2006	0.45	0.45	0.0826	0.04	11071	93.8379%	Fecal		CFU/100 mL	200	-	181.9
5439000	8/24/2008	0.45	0.45	0.0826	0.04	11071	93.8379%	Fecal		CFU/100 mL	200	-	181.9
5439000	7/30/2012	0.45	0.45	0.0826	0.04	11071	93.8379%	Fecal		CFU/100 mL	200	-	181.9
5439000	1/3/2013	0.45	0.45	0.0826	0.04	11071	93.8379%	Fecal		CFU/100 mL	200	-	181.9
5439000	9/29/2013	0.45	0.45	0.0826	0.04	11071	93.8379%	Fecal		CFU/100 mL	200	-	181.9
5439000	10/3/2005	0.44	0.44	0.0826	0.04	11083	93.9397%	Fecal		CFU/100 mL	200	-	177.9
5439000	9/10/2011	0.44	0.44	0.0826	0.04	11083	93.9397%	Fecal		CFU/100 mL	200	-	177.9
5439000	11/15/2012	0.44	0.44	0.0826	0.04	11083	93.9397%	Fecal		CFU/100 mL	200	-	177.9
5439000	9/18/1995	0.43	0.43	0.0826	0.04	11086	93.9651%	Fecal		CFU/100 mL	200	-	173.8
5439000	9/28/1995	0.43	0.43	0.0826	0.04	11086	93.9651%	Fecal		CFU/100 mL	200	-	173.8
5439000	11/11/1997	0.43	0.43	0.0826	0.04	11086	93.9651%	Fecal		CFU/100 mL	200	-	173.8
5439000	8/20/1999	0.43	0.43	0.0826	0.04	11086	93.9651%	Fecal		CFU/100 mL	200	-	173.8
5439000	12/10/2010	0.43	0.43	0.0826	0.04	11086	93.9651%	Fecal		CFU/100 mL	200	-	173.8
5439000	10/27/2013	0.43	0.43	0.0826	0.04	11086	93.9651%	Fecal		CFU/100 mL	200	-	173.8
5439000	1/5/2014	0.43	0.43	0.0826	0.04	11086	93.9651%	Fecal		CFU/100 mL	200	-	173.8
5439000	9/12/2017	0.43	0.43	0.0826	0.04	11086	93.9651%	Fecal		CFU/100 mL	200	-	173.8
5439000	9/6/2021	0.43	0.43	0.0826	0.04	11086	93.9651%	Fecal		CFU/100 mL	200	-	173.8
5439000	10/12/1995	0.42	0.42	0.0826	0.03	11095	94.0414%	Fecal		CFU/100 mL	200	-	169.8
5439000	8/9/2001	0.42	0.42	0.0826	0.03	11095	94.0414%	Fecal		CFU/100 mL	200	-	169.8
5439000	12/12/2002	0.42	0.42	0.0826	0.03	11095	94.0414%	Fecal		CFU/100 mL	200	-	169.8
5439000	12/29/2002	0.42	0.42	0.0826	0.03	11095	94.0414%	Fecal		CFU/100 mL	200	-	169.8
5439000	10/21/2003	0.42	0.42	0.0826	0.03	11095	94.0414%	Fecal		CFU/100 mL	200	-	169.8
5439000	7/13/2005	0.42	0.42	0.0826	0.03	11095	94.0414%	Fecal		CFU/100 mL	200	-	169.8
5439000	8/3/2012	0.42	0.42	0.0826	0.03	11095	94.0414%	Fecal		CFU/100 mL	200	-	169.8
5439000	8/21/2012	0.42	0.42	0.0826	0.03	11095	94.0414%	Fecal		CFU/100 mL	200	-	169.8
5439000	8/18/2013	0.42	0.42	0.0826	0.03	11095	94.0414%	Fecal		CFU/100 mL	200	-	169.8
5439000	10/1/2014	0.42	0.42	0.0826	0.03	11095	94.0414%	Fecal		CFU/100 mL	200	-	169.8
5439000	8/16/1991	0.41	0.41	0.0826	0.03	11105	94.1261%	Fecal		CFU/100 mL	200	-	165.7
5439000	9/4/1995	0.41	0.41	0.0826	0.03	11105	94.1261%	Fecal		CFU/100 mL	200	-	165.7
5439000	9/15/1995	0.41	0.41	0.0826	0.03	11105	94.1261%	Fecal		CFU/100 mL	200	-	165.7
5439000	12/17/1997	0.41	0.41	0.0826	0.03	11105	94.1261%	Fecal		CFU/100 mL	200	-	165.7
5439000	12/18/1997	0.41	0.41	0.0826	0.03	11105	94.1261%	Fecal		CFU/100 mL	200	-	165.7
5439000	8/8/2001	0.41	0.41	0.0826	0.03	11105	94.1261%	Fecal		CFU/100 mL	200	-	165.7
5439000	9/9/2002	0.41	0.41	0.0826	0.03	11105	94.1261%	Fecal		CFU/100 mL	200	-	165.7
5439000	9/27/2002	0.41	0.41	0.0826	0.03	11105	94.1261%	Fecal		CFU/100 mL	200	-	165.7
5439000	10/8/2004	0.41	0.41	0.0826	0.03	11105	94.1261%	Fecal		CFU/100 mL	200	-	165.7
5439000	10/8/2013	0.41	0.41	0.0826	0.03	11105	94.1261%	Fecal		CFU/100 mL	200	-	165.7
5439000	9/5/1995	0.4	0.4	0.0826	0.03	11115	94.2109%	Fecal		CFU/100 mL	200	-	161.7
5439000	9/18/1997	0.4	0.4	0.0826	0.03	11115	94.2109%	Fecal		CFU/100 mL	200	-	161.7
5439000	8/28/2001	0.4	0.4	0.0826	0.03	11115	94.2109%	Fecal		CFU/100 mL	200	-	161.7
5439000	11/13/2005	0.4	0.4	0.0826	0.03	11115	94.2109%	Fecal		CFU/100 mL	200	-	161.7
5439000	12/30/2005	0.4	0.4	0.0826	0.03	11115	94.2109%	Fecal		CFU/100 mL	200	-	161.7
5439000	1/9/2006	0.4	0.4	0.0826	0.03	11115	94.2109%	Fecal		CFU/100 mL	200	-	161.7
5439000	8/19/2013	0.4	0.4	0.0826	0.03	11115	94.2109%	Fecal		CFU/100 mL	200	-	161.7
5439000	10/29/2013	0.4	0.4	0.0826	0.03	11115	94.2109%	Fecal		CFU/100 mL	200	-	161.7
5439000	9/17/1994	0.39	0.39	0.0826	0.03	11123	94.2787%	Fecal		CFU/100 mL	200	-	157.7
5439000	9/6/1995	0.39	0.39	0.0826	0.03	11123	94.2787%	Fecal		CFU/100 mL	200	-	157.7
5439000	10/8/1997	0.39	0.39	0.0826	0.03	11123	94.2787%	Fecal		CFU/100 mL	200	-	157.7
5439000	9/13/2002	0.39	0.39	0.0826	0.03	11123	94.2787%	Fecal		CFU/100 mL	200	-	157.7
5439000	12/11/2002	0.39	0.39	0.0826	0.03	11123	94.2787%	Fecal		CFU/100 mL	200	-	157.7
5439000	9/20/2005	0.39	0.39	0.0826	0.03	11123	94.2787%	Fecal		CFU/100 mL	200	-	157.7
5439000	9/29/2010	0.39	0.39	0.0826	0.03	11123	94.2787%	Fecal		CFU/100 mL	200	-	157.7
5439000	9/26/2012	0.39	0.39	0.0826	0.03	11123	94.2787%	Fecal		CFU/100 mL	200	-	157.7
5439000	10/28/2013	0.39	0.39	0.0826	0.03	11123	94.2787%	Fecal		CFU/100 mL	200	-	157.7
5439000	10/15/2020	0.39	0.39	0.0826	0.03	11123	94.2787%	Fecal		CFU/100 mL	200	-	157.7
5439000	10/4/1995	0.38	0.38	0.0826	0.03	11133	94.3635%	Fecal		CFU/100 mL	200	-	153.6
5439000	8/6/1997	0.38	0.38	0.0826	0.03	11133	94.3635%	Fecal		CFU/100 mL	200	-	153.6
5439000	12/19/1997	0.38	0.38	0.0826	0.03	11133	94.3635%	Fecal		CFU/100 mL	200	-	153.6
5439000	9/12/1998	0.38	0.38	0.0826	0.03	11133	94.3635%	Fecal		CFU/100 mL	200	-	153.6
5439000	9/4/1999	0.38	0.38	0.0826	0.03	11133	94.3635%	Fecal		CFU/100 mL	200	-	153.6
5439000	9/29/2002	0.38	0.38	0.0826	0.03	11133	94.3635%	Fecal		CFU/100 mL	200	-	153.6
5439000	7/31/2005	0.38	0.38	0.0826	0.03	11133	94.3635%	Fecal		CFU/100 mL	200	-	153.6
5439000	8/17/2005	0.38	0.38	0.0826	0.03	11133	94.3635%	Fecal		CFU/100 mL	200	-	153.6
5439000	10/4/2005	0.38	0.38	0.0826	0.03	11133	94.3635%	Fecal		CFU/100 mL	200	-	153.6
5439000	10/19/2020	0.38	0.38	0.0826	0.03	11133	94.3635%	Fecal		CFU/100 mL	200	-	153.6
5439000	9/18/1994	0.37	0.37	0.0826	0.03	11143	94.4482%	Fecal		CFU/100 mL	200	-	149.6
5439000	9/14/1995	0.37	0.37	0.0826	0.03	11143	94.4482%	Fecal		CFU/100 mL	200	-	149.6
5439000	9/23/1997	0.37	0.37	0.0826	0.03	11143	94.4482%	Fecal		CFU/100 mL	200	-	149.6
5439000	10/2/1997	0.37	0.37	0.0826	0.03	11143	94.4482%	Fecal		CFU/100 mL	200	-	149.6
5439000	10/21/1997	0.37	0.37	0.0826	0.03	11143	94.4482%	Fecal		CFU/100 mL	200	-	149.6
5439000	8/11/2001	0.37	0.37	0.0826	0.03	11143	94.4482%	Fecal		CFU/100 mL	200	-	149.6
5439000	8/31/2001	0.37	0.37	0.0826	0.03	11143	94.4482%	Fecal		CFU/100 mL	200	-	149.6
5439000	11/29/2002	0.37	0.37	0.0826	0.03	11143	94.4482%	Fecal		CFU/100 mL	200	-	149.6
5439000	12/30/2002	0.37	0.37	0.0826	0.03	11143	94.4482%	Fecal		CFU/100 mL	200	-	149.6
5439000	9/19/2004	0.37	0.37	0.0826	0.03	11143	94.4482%	Fecal		CFU/100 mL	200	-	149.6
5439000	11/19/2005	0.37	0.37	0.0826	0.03	11143	94.4482%	Fecal		CFU/100 mL	200	-	149.6
5439000	9/7/2013	0.37	0.37	0.0826	0.03	11143	94.4482%	Fecal		CFU/100 mL	200	-	149.6
5439000	1/3/2014	0.37	0.37	0.0826	0.03	11143	94.4482%	Fecal		CFU/100 mL	200	-	149.6

Gage ID	Date	Discharge (CFS)	Gage Discharge (less Surrogate NPDES) (CFS)	Watershed Area Ratio	Calculated flow (CFS)	Rank	Flow Exceedance %	Parameter	Results	Units (mg or micro_gram	Limit/Standard	Actual Load (million colonies/day)	Allowable Load (million colonies/day)
5439000	9/24/2021	0.37	0.37	0.0826	0.03	11143	94.4482%	Fecal		CFU/100 mL	200	-	149.6
5439000	8/27/1997	0.36	0.36	0.0826	0.03	11157	94.5669%	Fecal		CFU/100 mL	200	-	145.5
5439000	11/12/1997	0.36	0.36	0.0826	0.03	11157	94.5669%	Fecal		CFU/100 mL	200	-	145.5
5439000	9/28/2002	0.36	0.36	0.0826	0.03	11157	94.5669%	Fecal		CFU/100 mL	200	-	145.5
5439000	8/9/2006	0.36	0.36	0.0826	0.03	11157	94.5669%	Fecal		CFU/100 mL	200	-	145.5
5439000	10/31/2012	0.36	0.36	0.0826	0.03	11157	94.5669%	Fecal		CFU/100 mL	200	-	145.5
5439000	8/17/1999	0.35	0.35	0.0826	0.03	11162	94.6093%	Fecal		CFU/100 mL	200	-	141.5
5439000	8/12/2001	0.35	0.35	0.0826	0.03	11162	94.6093%	Fecal		CFU/100 mL	200	-	141.5
5439000	9/30/2002	0.35	0.35	0.0826	0.03	11162	94.6093%	Fecal		CFU/100 mL	200	-	141.5
5439000	12/10/2002	0.35	0.35	0.0826	0.03	11162	94.6093%	Fecal		CFU/100 mL	200	-	141.5
5439000	10/22/2003	0.35	0.35	0.0826	0.03	11162	94.6093%	Fecal		CFU/100 mL	200	-	141.5
5439000	8/30/2006	0.35	0.35	0.0826	0.03	11162	94.6093%	Fecal		CFU/100 mL	200	-	141.5
5439000	9/28/2012	0.35	0.35	0.0826	0.03	11162	94.6093%	Fecal		CFU/100 mL	200	-	141.5
5439000	9/29/2012	0.35	0.35	0.0826	0.03	11162	94.6093%	Fecal		CFU/100 mL	200	-	141.5
5439000	10/16/2013	0.35	0.35	0.0826	0.03	11162	94.6093%	Fecal		CFU/100 mL	200	-	141.5
5439000	12/10/2013	0.35	0.35	0.0826	0.03	11162	94.6093%	Fecal		CFU/100 mL	200	-	141.5
5439000	10/16/2020	0.35	0.35	0.0826	0.03	11162	94.6093%	Fecal		CFU/100 mL	200	-	141.5
5439000	7/30/1997	0.34	0.34	0.0826	0.03	11173	94.7025%	Fecal		CFU/100 mL	200	-	137.5
5439000	8/10/1997	0.34	0.34	0.0826	0.03	11173	94.7025%	Fecal		CFU/100 mL	200	-	137.5
5439000	9/5/1999	0.34	0.34	0.0826	0.03	11173	94.7025%	Fecal		CFU/100 mL	200	-	137.5
5439000	10/1/2004	0.34	0.34	0.0826	0.03	11173	94.7025%	Fecal		CFU/100 mL	200	-	137.5
5439000	8/28/2008	0.34	0.34	0.0826	0.03	11173	94.7025%	Fecal		CFU/100 mL	200	-	137.5
5439000	9/22/2013	0.34	0.34	0.0826	0.03	11173	94.7025%	Fecal		CFU/100 mL	200	-	137.5
5439000	10/18/2020	0.34	0.34	0.0826	0.03	11173	94.7025%	Fecal		CFU/100 mL	200	-	137.5
5439000	8/30/1997	0.33	0.33	0.0826	0.03	11180	94.7618%	Fecal		CFU/100 mL	200	-	133.4
5439000	8/31/1997	0.33	0.33	0.0826	0.03	11180	94.7618%	Fecal		CFU/100 mL	200	-	133.4
5439000	9/2/1997	0.33	0.33	0.0826	0.03	11180	94.7618%	Fecal		CFU/100 mL	200	-	133.4
5439000	9/24/1997	0.33	0.33	0.0826	0.03	11180	94.7618%	Fecal		CFU/100 mL	200	-	133.4
5439000	8/10/2002	0.33	0.33	0.0826	0.03	11180	94.7618%	Fecal		CFU/100 mL	200	-	133.4
5439000	9/20/2004	0.33	0.33	0.0826	0.03	11180	94.7618%	Fecal		CFU/100 mL	200	-	133.4
5439000	9/11/2011	0.33	0.33	0.0826	0.03	11180	94.7618%	Fecal		CFU/100 mL	200	-	133.4
5439000	9/27/2012	0.33	0.33	0.0826	0.03	11180	94.7618%	Fecal		CFU/100 mL	200	-	133.4
5439000	11/3/2012	0.33	0.33	0.0826	0.03	11180	94.7618%	Fecal		CFU/100 mL	200	-	133.4
5439000	9/7/2021	0.33	0.33	0.0826	0.03	11180	94.7618%	Fecal		CFU/100 mL	200	-	133.4
5439000	8/7/1997	0.32	0.32	0.0826	0.03	11190	94.8466%	Fecal		CFU/100 mL	200	-	129.4
5439000	8/26/1997	0.32	0.32	0.0826	0.03	11190	94.8466%	Fecal		CFU/100 mL	200	-	129.4
5439000	10/5/1997	0.32	0.32	0.0826	0.03	11190	94.8466%	Fecal		CFU/100 mL	200	-	129.4
5439000	9/21/1999	0.32	0.32	0.0826	0.03	11190	94.8466%	Fecal		CFU/100 mL	200	-	129.4
5439000	8/11/2002	0.32	0.32	0.0826	0.03	11190	94.8466%	Fecal		CFU/100 mL	200	-	129.4
5439000	12/31/2002	0.32	0.32	0.0826	0.03	11190	94.8466%	Fecal		CFU/100 mL	200	-	129.4
5439000	10/28/2004	0.32	0.32	0.0826	0.03	11190	94.8466%	Fecal		CFU/100 mL	200	-	129.4
5439000	7/16/2005	0.32	0.32	0.0826	0.03	11190	94.8466%	Fecal		CFU/100 mL	200	-	129.4
5439000	11/8/2005	0.32	0.32	0.0826	0.03	11190	94.8466%	Fecal		CFU/100 mL	200	-	129.4
5439000	8/29/2008	0.32	0.32	0.0826	0.03	11190	94.8466%	Fecal		CFU/100 mL	200	-	129.4
5439000	12/19/2012	0.32	0.32	0.0826	0.03	11190	94.8466%	Fecal		CFU/100 mL	200	-	129.4
5439000	8/17/2013	0.32	0.32	0.0826	0.03	11190	94.8466%	Fecal		CFU/100 mL	200	-	129.4
5439000	9/8/2013	0.32	0.32	0.0826	0.03	11190	94.8466%	Fecal		CFU/100 mL	200	-	129.4
5439000	9/9/2013	0.32	0.32	0.0826	0.03	11190	94.8466%	Fecal		CFU/100 mL	200	-	129.4
5439000	10/17/2020	0.32	0.32	0.0826	0.03	11190	94.8466%	Fecal		CFU/100 mL	200	-	129.4
5439000	9/8/2021	0.32	0.32	0.0826	0.03	11190	94.8466%	Fecal		CFU/100 mL	200	-	129.4
5439000	8/20/1992	0.31	0.31	0.0826	0.03	11206	94.9822%	Fecal		CFU/100 mL	200	-	125.3
5439000	8/28/1997	0.31	0.31	0.0826	0.03	11206	94.9822%	Fecal		CFU/100 mL	200	-	125.3
5439000	9/4/1997	0.31	0.31	0.0826	0.03	11206	94.9822%	Fecal		CFU/100 mL	200	-	125.3
5439000	9/15/1997	0.31	0.31	0.0826	0.03	11206	94.9822%	Fecal		CFU/100 mL	200	-	125.3
5439000	9/30/1997	0.31	0.31	0.0826	0.03	11206	94.9822%	Fecal		CFU/100 mL	200	-	125.3
5439000	10/3/1997	0.31	0.31	0.0826	0.03	11206	94.9822%	Fecal		CFU/100 mL	200	-	125.3
5439000	8/15/2001	0.31	0.31	0.0826	0.03	11206	94.9822%	Fecal		CFU/100 mL	200	-	125.3
5439000	9/12/2004	0.31	0.31	0.0826	0.03	11206	94.9822%	Fecal		CFU/100 mL	200	-	125.3
5439000	9/25/2021	0.31	0.31	0.0826	0.03	11206	94.9822%	Fecal		CFU/100 mL	200	-	125.3
5439000	9/19/1994	0.3	0.3	0.0826	0.02	11215	95.0585%	Fecal		CFU/100 mL	200	-	121.3
5439000	8/29/1997	0.3	0.3	0.0826	0.02	11215	95.0585%	Fecal		CFU/100 mL	200	-	121.3
5439000	9/29/1997	0.3	0.3	0.0826	0.02	11215	95.0585%	Fecal		CFU/100 mL	200	-	121.3
5439000	8/29/2001	0.3	0.3	0.0826	0.02	11215	95.0585%	Fecal		CFU/100 mL	200	-	121.3
5439000	12/9/2002	0.3	0.3	0.0826	0.02	11215	95.0585%	Fecal		CFU/100 mL	200	-	121.3
5439000	9/2/2003	0.3	0.3	0.0826	0.02	11215	95.0585%	Fecal		CFU/100 mL	200	-	121.3
5439000	11/20/2005	0.3	0.3	0.0826	0.02	11215	95.0585%	Fecal		CFU/100 mL	200	-	121.3
5439000	11/1/2012	0.3	0.3	0.0826	0.02	11215	95.0585%	Fecal		CFU/100 mL	200	-	121.3
5439000	12/12/2013	0.3	0.3	0.0826	0.02	11215	95.0585%	Fecal		CFU/100 mL	200	-	121.3
5439000	8/9/1997	0.29	0.29	0.0826	0.02	11224	95.1348%	Fecal		CFU/100 mL	200	-	117.2
5439000	9/5/1997	0.29	0.29	0.0826	0.02	11224	95.1348%	Fecal		CFU/100 mL	200	-	117.2
5439000	9/27/1997	0.29	0.29	0.0826	0.02	11224	95.1348%	Fecal		CFU/100 mL	200	-	117.2
5439000	9/28/1997	0.29	0.29	0.0826	0.02	11224	95.1348%	Fecal		CFU/100 mL	200	-	117.2
5439000	8/13/2001	0.29	0.29	0.0826	0.02	11224	95.1348%	Fecal		CFU/100 mL	200	-	117.2
5439000	8/30/2001	0.29	0.29	0.0826	0.02	11224	95.1348%	Fecal		CFU/100 mL	200	-	117.2
5439000	12/8/2002	0.29	0.29	0.0826	0.02	11224	95.1348%	Fecal		CFU/100 mL	200	-	117.2
5439000	9/15/2003	0.29	0.29	0.0826	0.02	11224	95.1348%	Fecal		CFU/100 mL	200	-	117.2
5439000	9/28/2003	0.29	0.29	0.0826	0.02	11224	95.1348%	Fecal		CFU/100 mL	200	-	117.2
5439000	7/14/2005	0.29	0.29	0.0826	0.02	11224	95.1348%	Fecal		CFU/100 mL	200	-	117.2
5439000	1/10/2006	0.29	0.29	0.0826	0.02	11224	95.1348%	Fecal		CFU/100 mL	200	-	117.2
5439000	9/9/2011	0.29	0.29	0.0826	0.02	11224	95.1348%	Fecal		CFU/100 mL	200	-	117.2
5439000	9/12/2012	0.29	0.29	0.0826	0.02	11224	95.1348%	Fecal		CFU/100 mL	200	-	117.2
5439000	11/16/2012	0.29	0.29	0.0826	0.02	11224	95.1348%	Fecal		CFU/100 mL	200	-	117.2
5439000	12/30/2012	0.29	0.29	0.0826	0.02	11224	95.1348%	Fecal		CFU/100 mL	200	-	117.2
5439000	1/9/2013	0.29	0.29	0.0826	0.02	11224	95.1348%	Fecal		CFU/100 mL	200	-	117.2
5439000	12/27/2013	0.29	0.29	0.0826	0.02	11224	95.1348%	Fecal		CFU/100 mL	200	-	117.2
5439000	9/3/1997	0.28	0.28	0.0826	0.02	11241	95.2789%	Fecal		CFU/100 mL	200	-	113.2
5439000	10/22/1997	0.28	0.28	0.0826	0.02	11241	95.2789%	Fecal		CFU/100 mL	200	-	113.2
5439000	8/21/1999	0.28	0.28	0.0826	0.02	11241	95.2789%	Fecal		CFU/100 mL	200	-	113.2
5439000	8/14/2001	0.28	0.28	0.0826	0.02	11241	95.2789%	Fecal		CFU/100 mL	200	-	113.2
5439000	9/1/2001	0.28	0.28	0.0826	0.02	11241	95.2789%	Fecal		CFU/100 mL	200	-	113.2
5439000	9/15/2002	0.28	0.28	0.0826	0.02	11241	95.2789%	Fecal		CFU/100 mL	200	-	113.2
5439000	11/30/2002	0.28	0.28	0.0826	0.02	11241	95.2789%	Fecal		CFU/100 mL	200	-	113.2
5439000	1/1/2003	0.28	0.28	0.0826	0.02	11241	95.2789%	Fecal		CFU/100 mL	200	-	113.2
5439000	9/10/2004	0.28	0.28	0.0826	0.02	11241	95.2789%	Fecal		CFU/100 mL	200	-	113.2
5439000	9/19/2005	0.28	0.28	0.0826	0.02	11241	95.2789%	Fecal		CFU/100 mL	200	-	113.2
5439000	9/12/2011	0.28	0.28	0.0826	0.02	11241	95.2789%	Fecal		CFU/100 mL	200	-	113.2
5439000	12/28/2013	0.28	0.28	0.0826	0.02	11241	95.2789%	Fecal		CFU/100 mL	200	-	113.2
5439000	10/2/2014	0.28	0.28	0.0826	0.02	11241	95.2789%	Fecal		CFU/100 mL	200	-	113.2
5439000	9/6/1997	0.27	0.27	0.0826	0.02	11254	95.3890%	Fecal		CFU/100 mL	200	-	109.2
5439000	10/10/1997	0.27	0.27	0.0826	0.02	11254	95.3890%	Fecal		CFU/100 mL	200	-	109.2
5439000	9/6/1999	0.27	0.27	0.0826	0.02	11254	95.3890%	Fecal		CFU/100 mL	200	-	109.2
5439000	9/2/2001	0.27	0.27	0.0826	0.02	11254	95.3890%	Fecal		CFU/100 mL	200	-	109.2
5439000	12/7/2002	0.27	0.27	0.0826	0.02	11254	95.3890%	Fecal		CFU/100 mL	200	-	109.2
5439000	9/21/2004	0.27	0.27	0.0826	0.02	11254	95.3890%	Fecal		CFU/100 mL	200	-	109.2
5439000	10/9/2004	0.27	0.27	0.0826	0.02	11254	95.3890%	Fecal		CFU/100 mL	200	-	109.2
5439000	12/4/2005	0.27	0.27	0.0826	0.02	11254	95.3890%	Fecal		CFU/100 mL	200	-	109.2
5439000	9/13/2017	0.27	0.27	0.0826	0.02	11254	95.3890%	Fecal		CFU/100 mL	200	-	109.2
5439000	9/17/2017	0.27	0.27	0.0826	0.02	11254	95.3890%	Fecal		CFU/100 mL	200	-	109.2
5439000	8/18/1999	0.26	0.26	0.0826	0.02	11264	95.4738%	Fecal		CFU/100 mL	200	-	105.1
5439000	3/9/2003	0.26	0.26	0.0826	0.02	11264	95.4738%	Fecal		CFU/100 mL	200	-	105.1
5439000	9/1/2003	0.26	0.26	0.0826	0.02	11264	95.4738%	Fecal		CFU/100 mL	200	-	105.1
5439000	7/15/2005	0.26	0.26	0.0826	0.02	11264	95.4738%	Fecal		CFU/100 mL	200	-	105.1
5439000	8/12/2006	0.26	0.26	0.0826	0.02	11264	95.4738%	Fecal		CFU/100 mL	200	-	105.1
5439000	10/8/2010	0.26	0.26	0.0826	0.02	11264	95.4738%	Fecal		CFU/100 mL	200	-	105.1
5439000	8/9/2012	0.26	0.26	0.0826	0.02	11264	95.4738%	Fecal		CFU/100 mL	200	-	105.1

Gage ID	Date	Discharge (CFS)	Gage Discharge (less Surrogate NPDES) (CFS)	Watershed Area Ratio	Calculated flow (CFS)	Rank	Flow Exceedance %	Parameter	Results	Units (mg or micro_gram	Limit/Standard	Actual Load (million colonies/day)	Allowable Load (million colonies/day)
5439000	10/5/2012	0.26	0.26	0.0826	0.02	11264	95.4738%	Fecal		CFU/100 mL	200	-	105.1
5439000	9/23/2013	0.26	0.26	0.0826	0.02	11264	95.4738%	Fecal		CFU/100 mL	200	-	105.1
5439000	10/9/2013	0.26	0.26	0.0826	0.02	11264	95.4738%	Fecal		CFU/100 mL	200	-	105.1
5439000	12/29/2013	0.26	0.26	0.0826	0.02	11264	95.4738%	Fecal		CFU/100 mL	200	-	105.1
5439000	9/9/2021	0.26	0.26	0.0826	0.02	11264	95.4738%	Fecal		CFU/100 mL	200	-	105.1
5439000	8/5/1997	0.25	0.25	0.0826	0.02	11276	95.5755%	Fecal		CFU/100 mL	200	-	101.1
5439000	10/23/1997	0.25	0.25	0.0826	0.02	11276	95.5755%	Fecal		CFU/100 mL	200	-	101.1
5439000	11/13/1997	0.25	0.25	0.0826	0.02	11276	95.5755%	Fecal		CFU/100 mL	200	-	101.1
5439000	12/1/2002	0.25	0.25	0.0826	0.02	11276	95.5755%	Fecal		CFU/100 mL	200	-	101.1
5439000	1/2/2003	0.25	0.25	0.0826	0.02	11276	95.5755%	Fecal		CFU/100 mL	200	-	101.1
5439000	7/17/2005	0.25	0.25	0.0826	0.02	11276	95.5755%	Fecal		CFU/100 mL	200	-	101.1
5439000	8/25/2005	0.25	0.25	0.0826	0.02	11276	95.5755%	Fecal		CFU/100 mL	200	-	101.1
5439000	9/28/2005	0.25	0.25	0.0826	0.02	11276	95.5755%	Fecal		CFU/100 mL	200	-	101.1
5439000	1/11/2006	0.25	0.25	0.0826	0.02	11276	95.5755%	Fecal		CFU/100 mL	200	-	101.1
5439000	7/17/2012	0.25	0.25	0.0826	0.02	11276	95.5755%	Fecal		CFU/100 mL	200	-	101.1
5439000	8/8/2012	0.25	0.25	0.0826	0.02	11276	95.5755%	Fecal		CFU/100 mL	200	-	101.1
5439000	9/30/2013	0.25	0.25	0.0826	0.02	11276	95.5755%	Fecal		CFU/100 mL	200	-	101.1
5439000	9/10/2021	0.25	0.25	0.0826	0.02	11276	95.5755%	Fecal		CFU/100 mL	200	-	101.1
5439000	9/8/1997	0.24	0.24	0.0826	0.02	11289	95.6857%	Fecal		CFU/100 mL	200	-	97.0
5439000	9/8/1999	0.24	0.24	0.0826	0.02	11289	95.6857%	Fecal		CFU/100 mL	200	-	97.0
5439000	9/16/1999	0.24	0.24	0.0826	0.02	11289	95.6857%	Fecal		CFU/100 mL	200	-	97.0
5439000	12/6/2002	0.24	0.24	0.0826	0.02	11289	95.6857%	Fecal		CFU/100 mL	200	-	97.0
5439000	8/13/2003	0.24	0.24	0.0826	0.02	11289	95.6857%	Fecal		CFU/100 mL	200	-	97.0
5439000	8/23/2003	0.24	0.24	0.0826	0.02	11289	95.6857%	Fecal		CFU/100 mL	200	-	97.0
5439000	9/11/2004	0.24	0.24	0.0826	0.02	11289	95.6857%	Fecal		CFU/100 mL	200	-	97.0
5439000	9/13/2004	0.24	0.24	0.0826	0.02	11289	95.6857%	Fecal		CFU/100 mL	200	-	97.0
5439000	8/1/2005	0.24	0.24	0.0826	0.02	11289	95.6857%	Fecal		CFU/100 mL	200	-	97.0
5439000	8/26/2005	0.24	0.24	0.0826	0.02	11289	95.6857%	Fecal		CFU/100 mL	200	-	97.0
5439000	11/21/2005	0.24	0.24	0.0826	0.02	11289	95.6857%	Fecal		CFU/100 mL	200	-	97.0
5439000	8/20/2006	0.24	0.24	0.0826	0.02	11289	95.6857%	Fecal		CFU/100 mL	200	-	97.0
5439000	11/4/2012	0.24	0.24	0.0826	0.02	11289	95.6857%	Fecal		CFU/100 mL	200	-	97.0
5439000	1/8/2013	0.24	0.24	0.0826	0.02	11289	95.6857%	Fecal		CFU/100 mL	200	-	97.0
5439000	10/15/2013	0.24	0.24	0.0826	0.02	11289	95.6857%	Fecal		CFU/100 mL	200	-	97.0
5439000	12/7/2013	0.24	0.24	0.0826	0.02	11289	95.6857%	Fecal		CFU/100 mL	200	-	97.0
5439000	9/14/2017	0.24	0.24	0.0826	0.02	11289	95.6857%	Fecal		CFU/100 mL	200	-	97.0
5439000	8/8/1997	0.23	0.23	0.0826	0.02	11306	95.8298%	Fecal		CFU/100 mL	200	-	93.0
5439000	9/10/1997	0.23	0.23	0.0826	0.02	11306	95.8298%	Fecal		CFU/100 mL	200	-	93.0
5439000	8/22/1999	0.23	0.23	0.0826	0.02	11306	95.8298%	Fecal		CFU/100 mL	200	-	93.0
5439000	10/16/2004	0.23	0.23	0.0826	0.02	11306	95.8298%	Fecal		CFU/100 mL	200	-	93.0
5439000	1/12/2006	0.23	0.23	0.0826	0.02	11306	95.8298%	Fecal		CFU/100 mL	200	-	93.0
5439000	1/26/2006	0.23	0.23	0.0826	0.02	11306	95.8298%	Fecal		CFU/100 mL	200	-	93.0
5439000	11/7/2012	0.23	0.23	0.0826	0.02	11306	95.8298%	Fecal		CFU/100 mL	200	-	93.0
5439000	12/31/2012	0.23	0.23	0.0826	0.02	11306	95.8298%	Fecal		CFU/100 mL	200	-	93.0
5439000	12/30/2013	0.23	0.23	0.0826	0.02	11306	95.8298%	Fecal		CFU/100 mL	200	-	93.0
5439000	1/2/2014	0.23	0.23	0.0826	0.02	11306	95.8298%	Fecal		CFU/100 mL	200	-	93.0
5439000	9/9/1997	0.22	0.22	0.0826	0.02	11316	95.9146%	Fecal		CFU/100 mL	200	-	88.9
5439000	9/26/1997	0.22	0.22	0.0826	0.02	11316	95.9146%	Fecal		CFU/100 mL	200	-	88.9
5439000	10/6/1997	0.22	0.22	0.0826	0.02	11316	95.9146%	Fecal		CFU/100 mL	200	-	88.9
5439000	9/15/1999	0.22	0.22	0.0826	0.02	11316	95.9146%	Fecal		CFU/100 mL	200	-	88.9
5439000	12/2/2002	0.22	0.22	0.0826	0.02	11316	95.9146%	Fecal		CFU/100 mL	200	-	88.9
5439000	12/5/2002	0.22	0.22	0.0826	0.02	11316	95.9146%	Fecal		CFU/100 mL	200	-	88.9
5439000	10/5/2005	0.22	0.22	0.0826	0.02	11316	95.9146%	Fecal		CFU/100 mL	200	-	88.9
5439000	1/13/2006	0.22	0.22	0.0826	0.02	11316	95.9146%	Fecal		CFU/100 mL	200	-	88.9
5439000	1/25/2006	0.22	0.22	0.0826	0.02	11316	95.9146%	Fecal		CFU/100 mL	200	-	88.9
5439000	12/9/2010	0.22	0.22	0.0826	0.02	11316	95.9146%	Fecal		CFU/100 mL	200	-	88.9
5439000	9/11/2021	0.22	0.22	0.0826	0.02	11316	95.9146%	Fecal		CFU/100 mL	200	-	88.9
5439000	9/11/1997	0.21	0.21	0.0826	0.02	11327	96.0078%	Fecal		CFU/100 mL	200	-	84.9
5439000	9/14/1997	0.21	0.21	0.0826	0.02	11327	96.0078%	Fecal		CFU/100 mL	200	-	84.9
5439000	11/14/1997	0.21	0.21	0.0826	0.02	11327	96.0078%	Fecal		CFU/100 mL	200	-	84.9
5439000	9/7/1999	0.21	0.21	0.0826	0.02	11327	96.0078%	Fecal		CFU/100 mL	200	-	84.9
5439000	12/3/2002	0.21	0.21	0.0826	0.02	11327	96.0078%	Fecal		CFU/100 mL	200	-	84.9
5439000	12/4/2002	0.21	0.21	0.0826	0.02	11327	96.0078%	Fecal		CFU/100 mL	200	-	84.9
5439000	1/3/2003	0.21	0.21	0.0826	0.02	11327	96.0078%	Fecal		CFU/100 mL	200	-	84.9
5439000	10/12/2003	0.21	0.21	0.0826	0.02	11327	96.0078%	Fecal		CFU/100 mL	200	-	84.9
5439000	10/2/2004	0.21	0.21	0.0826	0.02	11327	96.0078%	Fecal		CFU/100 mL	200	-	84.9
5439000	11/10/2005	0.21	0.21	0.0826	0.02	11327	96.0078%	Fecal		CFU/100 mL	200	-	84.9
5439000	12/5/2005	0.21	0.21	0.0826	0.02	11327	96.0078%	Fecal		CFU/100 mL	200	-	84.9
5439000	1/14/2006	0.21	0.21	0.0826	0.02	11327	96.0078%	Fecal		CFU/100 mL	200	-	84.9
5439000	1/15/2006	0.21	0.21	0.0826	0.02	11327	96.0078%	Fecal		CFU/100 mL	200	-	84.9
5439000	1/16/2006	0.21	0.21	0.0826	0.02	11327	96.0078%	Fecal		CFU/100 mL	200	-	84.9
5439000	1/23/2006	0.21	0.21	0.0826	0.02	11327	96.0078%	Fecal		CFU/100 mL	200	-	84.9
5439000	1/24/2006	0.21	0.21	0.0826	0.02	11327	96.0078%	Fecal		CFU/100 mL	200	-	84.9
5439000	10/8/2012	0.21	0.21	0.0826	0.02	11327	96.0078%	Fecal		CFU/100 mL	200	-	84.9
5439000	12/12/2012	0.21	0.21	0.0826	0.02	11327	96.0078%	Fecal		CFU/100 mL	200	-	84.9
5439000	9/12/2021	0.21	0.21	0.0826	0.02	11327	96.0078%	Fecal		CFU/100 mL	200	-	84.9
5439000	9/26/2021	0.21	0.21	0.0826	0.02	11327	96.0078%	Fecal		CFU/100 mL	200	-	84.9
5439000	9/1/1997	0.2	0.2	0.0826	0.02	11347	96.1773%	Fecal		CFU/100 mL	200	-	80.9
5439000	10/7/1997	0.2	0.2	0.0826	0.02	11347	96.1773%	Fecal		CFU/100 mL	200	-	80.9
5439000	1/17/2006	0.2	0.2	0.0826	0.02	11347	96.1773%	Fecal		CFU/100 mL	200	-	80.9
5439000	1/18/2006	0.2	0.2	0.0826	0.02	11347	96.1773%	Fecal		CFU/100 mL	200	-	80.9
5439000	10/7/2012	0.2	0.2	0.0826	0.02	11347	96.1773%	Fecal		CFU/100 mL	200	-	80.9
5439000	11/17/2012	0.2	0.2	0.0826	0.02	11347	96.1773%	Fecal		CFU/100 mL	200	-	80.9
5439000	1/1/2013	0.2	0.2	0.0826	0.02	11347	96.1773%	Fecal		CFU/100 mL	200	-	80.9
5439000	12/13/2013	0.2	0.2	0.0826	0.02	11347	96.1773%	Fecal		CFU/100 mL	200	-	80.9
5439000	12/31/2013	0.2	0.2	0.0826	0.02	11347	96.1773%	Fecal		CFU/100 mL	200	-	80.9
5439000	9/18/2017	0.2	0.2	0.0826	0.02	11347	96.1773%	Fecal		CFU/100 mL	200	-	80.9
5439000	8/4/1997	0.19	0.19	0.0826	0.02	11357	96.2621%	Fecal		CFU/100 mL	200	-	76.8
5439000	9/12/1997	0.19	0.19	0.0826	0.02	11357	96.2621%	Fecal		CFU/100 mL	200	-	76.8
5439000	9/19/1997	0.19	0.19	0.0826	0.02	11357	96.2621%	Fecal		CFU/100 mL	200	-	76.8
5439000	1/4/2003	0.19	0.19	0.0826	0.02	11357	96.2621%	Fecal		CFU/100 mL	200	-	76.8
5439000	8/16/2003	0.19	0.19	0.0826	0.02	11357	96.2621%	Fecal		CFU/100 mL	200	-	76.8
5439000	9/22/2003	0.19	0.19	0.0826	0.02	11357	96.2621%	Fecal		CFU/100 mL	200	-	76.8
5439000	7/18/2005	0.19	0.19	0.0826	0.02	11357	96.2621%	Fecal		CFU/100 mL	200	-	76.8
5439000	11/26/2005	0.19	0.19	0.0826	0.02	11357	96.2621%	Fecal		CFU/100 mL	200	-	76.8
5439000	1/19/2006	0.19	0.19	0.0826	0.02	11357	96.2621%	Fecal		CFU/100 mL	200	-	76.8
5439000	1/20/2006	0.19	0.19	0.0826	0.02	11357	96.2621%	Fecal		CFU/100 mL	200	-	76.8
5439000	1/21/2006	0.19	0.19	0.0826	0.02	11357	96.2621%	Fecal		CFU/100 mL	200	-	76.8
5439000	1/22/2006	0.19	0.19	0.0826	0.02	11357	96.2621%	Fecal		CFU/100 mL	200	-	76.8
5439000	8/18/2006	0.19	0.19	0.0826	0.02	11357	96.2621%	Fecal		CFU/100 mL	200	-	76.8
5439000	10/6/2012	0.19	0.19	0.0826	0.02	11357	96.2621%	Fecal		CFU/100 mL	200	-	76.8
5439000	11/8/2012	0.19	0.19	0.0826	0.02	11357	96.2621%	Fecal		CFU/100 mL	200	-	76.8
5439000	1/1/2014	0.19	0.19	0.0826	0.02	11357	96.2621%	Fecal		CFU/100 mL	200	-	76.8
5439000	9/13/1997	0.18	0.18	0.0826	0.01	11373	96.3977%	Fecal		CFU/100 mL	200	-	72.8
5439000	9/17/1999	0.18	0.18	0.0826	0.01	11373	96.3977%	Fecal		CFU/100 mL	200	-	72.8
5439000	1/5/2003	0.18	0.18	0.0826	0.01	11373	96.3977%	Fecal		CFU/100 mL	200	-	72.8
5439000	9/29/2003	0.18	0.18	0.0826	0.01	11373	96.3977%	Fecal		CFU/100 mL	200	-	72.8
5439000	10/17/2004	0.18	0.18	0.0826	0.01	11373	96.3977%	Fecal		CFU/100 mL	200	-	72.8
5439000	10/2/2005	0.18	0.18	0.0826	0.01	11373	96.3977%	Fecal		CFU/100 mL	200	-	72.8
5439000	11/12/2005	0.18	0.18	0.0826	0.01	11373	96.3977%	Fecal		CFU/100 mL	200	-	72.8
5439000	8/13/2006	0.18	0.18	0.0826	0.01	11373	96.3977%	Fecal		CFU/100 mL	200	-	72.8
5439000	11/9/2012	0.18	0.18	0.0826	0.01	11373	96.3977%	Fecal		CFU/100 mL	200	-	72.8
5439000	1/7/2013	0.18	0.18	0.0826	0.01	11373	96.3977%	Fecal		CFU/100 mL	200	-	72.8
5439000	9/24/2013	0.18	0.18	0.0826	0.01	11373	96.3977%	Fecal		CFU/100 mL	200	-	72.8
5439000	12/9/2013	0.18	0.18	0.0826	0.01	11373	96.3977%	Fecal		CFU/100 mL	200	-	72.8
5439000	12/11/2013	0.18	0.18	0.0826	0.01	11373	96.3977%	Fecal		CFU/100 mL	200	-	72.8

Gage ID	Date	Discharge (CFS)	Gage Discharge (less Surrogate NPDES) (CFS)	Watershed Area Ratio	Calculated flow (CFS)	Rank	Flow Exceedance %	Parameter	Results	Units (mg or micro_gram	Limit/Standard	Actual Load (million colonies/day)	Allowable Load (million colonies/day)
5439000	9/27/2021	0.18	0.18	0.0826	0.01	11373	96.3977%	Fecal		CFU/100 mL	200	-	72.8
5439000	9/28/2021	0.18	0.18	0.0826	0.01	11373	96.3977%	Fecal		CFU/100 mL	200	-	72.8
5439000	7/31/1997	0.17	0.17	0.0826	0.01	11388	96.5248%	Fecal		CFU/100 mL	200	-	68.7
5439000	8/3/1997	0.17	0.17	0.0826	0.01	11388	96.5248%	Fecal		CFU/100 mL	200	-	68.7
5439000	8/3/2002	0.17	0.17	0.0826	0.01	11388	96.5248%	Fecal		CFU/100 mL	200	-	68.7
5439000	8/15/2003	0.17	0.17	0.0826	0.01	11388	96.5248%	Fecal		CFU/100 mL	200	-	68.7
5439000	8/17/2003	0.17	0.17	0.0826	0.01	11388	96.5248%	Fecal		CFU/100 mL	200	-	68.7
5439000	9/14/2004	0.17	0.17	0.0826	0.01	11388	96.5248%	Fecal		CFU/100 mL	200	-	68.7
5439000	9/22/2004	0.17	0.17	0.0826	0.01	11388	96.5248%	Fecal		CFU/100 mL	200	-	68.7
5439000	11/22/2005	0.17	0.17	0.0826	0.01	11388	96.5248%	Fecal		CFU/100 mL	200	-	68.7
5439000	12/6/2005	0.17	0.17	0.0826	0.01	11388	96.5248%	Fecal		CFU/100 mL	200	-	68.7
5439000	8/30/2008	0.17	0.17	0.0826	0.01	11388	96.5248%	Fecal		CFU/100 mL	200	-	68.7
5439000	9/30/2010	0.17	0.17	0.0826	0.01	11388	96.5248%	Fecal		CFU/100 mL	200	-	68.7
5439000	10/19/2010	0.17	0.17	0.0826	0.01	11388	96.5248%	Fecal		CFU/100 mL	200	-	68.7
5439000	11/6/2012	0.17	0.17	0.0826	0.01	11388	96.5248%	Fecal		CFU/100 mL	200	-	68.7
5439000	1/6/2014	0.17	0.17	0.0826	0.01	11388	96.5248%	Fecal		CFU/100 mL	200	-	68.7
5439000	9/16/2017	0.17	0.17	0.0826	0.01	11388	96.5248%	Fecal		CFU/100 mL	200	-	68.7
5439000	9/13/2021	0.17	0.17	0.0826	0.01	11388	96.5248%	Fecal		CFU/100 mL	200	-	68.7
5439000	9/22/1997	0.16	0.16	0.0826	0.01	11404	96.6605%	Fecal		CFU/100 mL	200	-	64.7
5439000	10/11/1997	0.16	0.16	0.0826	0.01	11404	96.6605%	Fecal		CFU/100 mL	200	-	64.7
5439000	9/18/1999	0.16	0.16	0.0826	0.01	11404	96.6605%	Fecal		CFU/100 mL	200	-	64.7
5439000	1/6/2003	0.16	0.16	0.0826	0.01	11404	96.6605%	Fecal		CFU/100 mL	200	-	64.7
5439000	8/14/2003	0.16	0.16	0.0826	0.01	11404	96.6605%	Fecal		CFU/100 mL	200	-	64.7
5439000	9/16/2005	0.16	0.16	0.0826	0.01	11404	96.6605%	Fecal		CFU/100 mL	200	-	64.7
5439000	11/25/2005	0.16	0.16	0.0826	0.01	11404	96.6605%	Fecal		CFU/100 mL	200	-	64.7
5439000	12/10/2005	0.16	0.16	0.0826	0.01	11404	96.6605%	Fecal		CFU/100 mL	200	-	64.7
5439000	11/18/2012	0.16	0.16	0.0826	0.01	11404	96.6605%	Fecal		CFU/100 mL	200	-	64.7
5439000	11/22/2012	0.16	0.16	0.0826	0.01	11404	96.6605%	Fecal		CFU/100 mL	200	-	64.7
5439000	10/10/2013	0.16	0.16	0.0826	0.01	11404	96.6605%	Fecal		CFU/100 mL	200	-	64.7
5439000	9/15/2017	0.16	0.16	0.0826	0.01	11404	96.6605%	Fecal		CFU/100 mL	200	-	64.7
5439000	9/14/2021	0.16	0.16	0.0826	0.01	11404	96.6605%	Fecal		CFU/100 mL	200	-	64.7
5439000	8/1/1997	0.15	0.15	0.0826	0.01	11417	96.7706%	Fecal		CFU/100 mL	200	-	60.6
5439000	9/21/1997	0.15	0.15	0.0826	0.01	11417	96.7706%	Fecal		CFU/100 mL	200	-	60.6
5439000	9/25/1997	0.15	0.15	0.0826	0.01	11417	96.7706%	Fecal		CFU/100 mL	200	-	60.6
5439000	9/28/2004	0.15	0.15	0.0826	0.01	11417	96.7706%	Fecal		CFU/100 mL	200	-	60.6
5439000	10/15/2004	0.15	0.15	0.0826	0.01	11417	96.7706%	Fecal		CFU/100 mL	200	-	60.6
5439000	11/5/2005	0.15	0.15	0.0826	0.01	11417	96.7706%	Fecal		CFU/100 mL	200	-	60.6
5439000	11/23/2005	0.15	0.15	0.0826	0.01	11417	96.7706%	Fecal		CFU/100 mL	200	-	60.6
5439000	12/7/2005	0.15	0.15	0.0826	0.01	11417	96.7706%	Fecal		CFU/100 mL	200	-	60.6
5439000	12/11/2005	0.15	0.15	0.0826	0.01	11417	96.7706%	Fecal		CFU/100 mL	200	-	60.6
5439000	12/12/2005	0.15	0.15	0.0826	0.01	11417	96.7706%	Fecal		CFU/100 mL	200	-	60.6
5439000	12/13/2005	0.15	0.15	0.0826	0.01	11417	96.7706%	Fecal		CFU/100 mL	200	-	60.6
5439000	11/5/2012	0.15	0.15	0.0826	0.01	11417	96.7706%	Fecal		CFU/100 mL	200	-	60.6
5439000	11/10/2012	0.15	0.15	0.0826	0.01	11417	96.7706%	Fecal		CFU/100 mL	200	-	60.6
5439000	1/6/2013	0.15	0.15	0.0826	0.01	11417	96.7706%	Fecal		CFU/100 mL	200	-	60.6
5439000	8/29/2013	0.15	0.15	0.0826	0.01	11417	96.7706%	Fecal		CFU/100 mL	200	-	60.6
5439000	8/2/1997	0.14	0.14	0.0826	0.01	11432	96.8978%	Fecal		CFU/100 mL	200	-	56.6
5439000	9/20/1997	0.14	0.14	0.0826	0.01	11432	96.8978%	Fecal		CFU/100 mL	200	-	56.6
5439000	9/22/1999	0.14	0.14	0.0826	0.01	11432	96.8978%	Fecal		CFU/100 mL	200	-	56.6
5439000	1/7/2003	0.14	0.14	0.0826	0.01	11432	96.8978%	Fecal		CFU/100 mL	200	-	56.6
5439000	9/3/2003	0.14	0.14	0.0826	0.01	11432	96.8978%	Fecal		CFU/100 mL	200	-	56.6
5439000	9/30/2003	0.14	0.14	0.0826	0.01	11432	96.8978%	Fecal		CFU/100 mL	200	-	56.6
5439000	9/21/2005	0.14	0.14	0.0826	0.01	11432	96.8978%	Fecal		CFU/100 mL	200	-	56.6
5439000	10/23/2005	0.14	0.14	0.0826	0.01	11432	96.8978%	Fecal		CFU/100 mL	200	-	56.6
5439000	12/8/2005	0.14	0.14	0.0826	0.01	11432	96.8978%	Fecal		CFU/100 mL	200	-	56.6
5439000	12/9/2005	0.14	0.14	0.0826	0.01	11432	96.8978%	Fecal		CFU/100 mL	200	-	56.6
5439000	12/14/2005	0.14	0.14	0.0826	0.01	11432	96.8978%	Fecal		CFU/100 mL	200	-	56.6
5439000	12/15/2005	0.14	0.14	0.0826	0.01	11432	96.8978%	Fecal		CFU/100 mL	200	-	56.6
5439000	10/14/2010	0.14	0.14	0.0826	0.01	11432	96.8978%	Fecal		CFU/100 mL	200	-	56.6
5439000	9/19/2017	0.14	0.14	0.0826	0.01	11432	96.8978%	Fecal		CFU/100 mL	200	-	56.6
5439000	9/29/2021	0.14	0.14	0.0826	0.01	11432	96.8978%	Fecal		CFU/100 mL	200	-	56.6
5439000	9/30/2021	0.14	0.14	0.0826	0.01	11432	96.8978%	Fecal		CFU/100 mL	200	-	56.6
5439000	8/19/1992	0.13	0.13	0.0826	0.01	11448	97.0334%	Fecal		CFU/100 mL	200	-	52.6
5439000	9/9/1999	0.13	0.13	0.0826	0.01	11448	97.0334%	Fecal		CFU/100 mL	200	-	52.6
5439000	12/16/2005	0.13	0.13	0.0826	0.01	11448	97.0334%	Fecal		CFU/100 mL	200	-	52.6
5439000	12/29/2005	0.13	0.13	0.0826	0.01	11448	97.0334%	Fecal		CFU/100 mL	200	-	52.6
5439000	11/19/2012	0.13	0.13	0.0826	0.01	11448	97.0334%	Fecal		CFU/100 mL	200	-	52.6
5439000	11/23/2012	0.13	0.13	0.0826	0.01	11448	97.0334%	Fecal		CFU/100 mL	200	-	52.6
5439000	12/8/2013	0.13	0.13	0.0826	0.01	11448	97.0334%	Fecal		CFU/100 mL	200	-	52.6
5439000	12/14/2013	0.13	0.13	0.0826	0.01	11448	97.0334%	Fecal		CFU/100 mL	200	-	52.6
5439000	9/20/2017	0.13	0.13	0.0826	0.01	11448	97.0334%	Fecal		CFU/100 mL	200	-	52.6
5439000	9/21/2017	0.13	0.13	0.0826	0.01	11448	97.0334%	Fecal		CFU/100 mL	200	-	52.6
5439000	10/1/2021	0.13	0.13	0.0826	0.01	11448	97.0334%	Fecal		CFU/100 mL	200	-	52.6
5439000	1/8/2003	0.12	0.12	0.0826	0.01	11459	97.1266%	Fecal		CFU/100 mL	200	-	48.5
5439000	10/4/2004	0.12	0.12	0.0826	0.01	11459	97.1266%	Fecal		CFU/100 mL	200	-	48.5
5439000	10/18/2004	0.12	0.12	0.0826	0.01	11459	97.1266%	Fecal		CFU/100 mL	200	-	48.5
5439000	12/17/2005	0.12	0.12	0.0826	0.01	11459	97.1266%	Fecal		CFU/100 mL	200	-	48.5
5439000	12/18/2005	0.12	0.12	0.0826	0.01	11459	97.1266%	Fecal		CFU/100 mL	200	-	48.5
5439000	10/1/2010	0.12	0.12	0.0826	0.01	11459	97.1266%	Fecal		CFU/100 mL	200	-	48.5
5439000	10/11/2010	0.12	0.12	0.0826	0.01	11459	97.1266%	Fecal		CFU/100 mL	200	-	48.5
5439000	10/18/2010	0.12	0.12	0.0826	0.01	11459	97.1266%	Fecal		CFU/100 mL	200	-	48.5
5439000	11/24/2012	0.12	0.12	0.0826	0.01	11459	97.1266%	Fecal		CFU/100 mL	200	-	48.5
5439000	9/10/2013	0.12	0.12	0.0826	0.01	11459	97.1266%	Fecal		CFU/100 mL	200	-	48.5
5439000	10/11/2013	0.12	0.12	0.0826	0.01	11459	97.1266%	Fecal		CFU/100 mL	200	-	48.5
5439000	12/15/2013	0.12	0.12	0.0826	0.01	11459	97.1266%	Fecal		CFU/100 mL	200	-	48.5
5439000	9/22/2017	0.12	0.12	0.0826	0.01	11459	97.1266%	Fecal		CFU/100 mL	200	-	48.5
5439000	10/12/1997	0.11	0.11	0.0826	0.01	11472	97.2368%	Fecal		CFU/100 mL	200	-	44.5
5439000	8/21/2003	0.11	0.11	0.0826	0.01	11472	97.2368%	Fecal		CFU/100 mL	200	-	44.5
5439000	9/16/2003	0.11	0.11	0.0826	0.01	11472	97.2368%	Fecal		CFU/100 mL	200	-	44.5
5439000	9/23/2004	0.11	0.11	0.0826	0.01	11472	97.2368%	Fecal		CFU/100 mL	200	-	44.5
5439000	9/29/2004	0.11	0.11	0.0826	0.01	11472	97.2368%	Fecal		CFU/100 mL	200	-	44.5
5439000	10/3/2004	0.11	0.11	0.0826	0.01	11472	97.2368%	Fecal		CFU/100 mL	200	-	44.5
5439000	8/2/2005	0.11	0.11	0.0826	0.01	11472	97.2368%	Fecal		CFU/100 mL	200	-	44.5
5439000	8/27/2005	0.11	0.11	0.0826	0.01	11472	97.2368%	Fecal		CFU/100 mL	200	-	44.5
5439000	12/19/2005	0.11	0.11	0.0826	0.01	11472	97.2368%	Fecal		CFU/100 mL	200	-	44.5
5439000	12/20/2005	0.11	0.11	0.0826	0.01	11472	97.2368%	Fecal		CFU/100 mL	200	-	44.5
5439000	12/21/2005	0.11	0.11	0.0826	0.01	11472	97.2368%	Fecal		CFU/100 mL	200	-	44.5
5439000	12/22/2005	0.11	0.11	0.0826	0.01	11472	97.2368%	Fecal		CFU/100 mL	200	-	44.5
5439000	12/23/2005	0.11	0.11	0.0826	0.01	11472	97.2368%	Fecal		CFU/100 mL	200	-	44.5
5439000	12/24/2005	0.11	0.11	0.0826	0.01	11472	97.2368%	Fecal		CFU/100 mL	200	-	44.5
5439000	12/25/2005	0.11	0.11	0.0826	0.01	11472	97.2368%	Fecal		CFU/100 mL	200	-	44.5
5439000	12/26/2005	0.11	0.11	0.0826	0.01	11472	97.2368%	Fecal		CFU/100 mL	200	-	44.5
5439000	12/27/2005	0.11	0.11	0.0826	0.01	11472	97.2368%	Fecal		CFU/100 mL	200	-	44.5
5439000	12/28/2005	0.11	0.11	0.0826	0.01	11472	97.2368%	Fecal		CFU/100 mL	200	-	44.5
5439000	10/5/2010	0.11	0.11	0.0826	0.01	11472	97.2368%	Fecal		CFU/100 mL	200	-	44.5
5439000	11/20/2012	0.11	0.11	0.0826	0.01	11472	97.2368%	Fecal		CFU/100 mL	200	-	44.5
5439000	11/25/2012	0.11	0.11	0.0826	0.01	11472	97.2368%	Fecal		CFU/100 mL	200	-	44.5
5439000	12/13/2012	0.11	0.11	0.0826	0.01	11472	97.2368%	Fecal		CFU/100 mL	200	-	44.5
5439000	1/2/2013	0.11	0.11	0.0826	0.01	11472	97.2368%	Fecal		CFU/100 mL	200	-	44.5
5439000	9/27/2013	0.11	0.11	0.0826	0.01	11472	97.2368%	Fecal		CFU/100 mL	200	-	44.5
5439000	12/16/2013	0.11	0.11	0.0826	0.01	11472	97.2368%	Fecal		CFU/100 mL	200	-	44.5
5439000	12/19/2013	0.11	0.11	0.0826	0.01	11472	97.2368%	Fecal		CFU/100 mL	200	-	44.5
5439000	9/29/1995	0.1	0.1	0.0826	0.01	11498	97.4572%	Fecal		CFU/100 mL	200	-	40.4
5439000	1/9/2003	0.1	0.1	0.0826	0.01	11498	97.4572%	Fecal		CFU/100 mL	200	-	40.4
5439000	8/24/2003	0.1	0.1	0.0826	0.01	11498	97.4572%	Fecal		CFU/100 mL	200	-	40.4

Gage ID	Date	Discharge (CFS)	Gage Discharge (less Surrogate NPDES) (CFS)	Watershed Area Ratio	Calculated flow (CFS)	Rank	Flow Exceedance %	Parameter	Results	Units (mg or micro_gram	Limit/Standard	Actual Load (million colonies/day)	Allowable Load (million colonies/day)
5439000	10/3/2003	0.1	0.1	0.0826	0.01	11498	97.4572%	Fecal		CFU/100 mL	200	-	40.4
5439000	10/13/2003	0.1	0.1	0.0826	0.01	11498	97.4572%	Fecal		CFU/100 mL	200	-	40.4
5439000	10/5/2004	0.1	0.1	0.0826	0.01	11498	97.4572%	Fecal		CFU/100 mL	200	-	40.4
5439000	11/24/2005	0.1	0.1	0.0826	0.01	11498	97.4572%	Fecal		CFU/100 mL	200	-	40.4
5439000	8/31/2006	0.1	0.1	0.0826	0.01	11498	97.4572%	Fecal		CFU/100 mL	200	-	40.4
5439000	9/22/2011	0.1	0.1	0.0826	0.01	11498	97.4572%	Fecal		CFU/100 mL	200	-	40.4
5439000	8/10/2012	0.1	0.1	0.0826	0.01	11498	97.4572%	Fecal		CFU/100 mL	200	-	40.4
5439000	11/21/2012	0.1	0.1	0.0826	0.01	11498	97.4572%	Fecal		CFU/100 mL	200	-	40.4
5439000	9/12/2013	0.1	0.1	0.0826	0.01	11498	97.4572%	Fecal		CFU/100 mL	200	-	40.4
5439000	9/25/2013	0.1	0.1	0.0826	0.01	11498	97.4572%	Fecal		CFU/100 mL	200	-	40.4
5439000	9/26/2013	0.1	0.1	0.0826	0.01	11498	97.4572%	Fecal		CFU/100 mL	200	-	40.4
5439000	9/15/2021	0.1	0.1	0.0826	0.01	11498	97.4572%	Fecal		CFU/100 mL	200	-	40.4
5439000	3/8/2003	0.09	0.09	0.0826	0.01	11513	97.5843%	Fecal		CFU/100 mL	200	-	36.4
5439000	8/18/2003	0.09	0.09	0.0826	0.01	11513	97.5843%	Fecal		CFU/100 mL	200	-	36.4
5439000	8/20/2003	0.09	0.09	0.0826	0.01	11513	97.5843%	Fecal		CFU/100 mL	200	-	36.4
5439000	10/1/2003	0.09	0.09	0.0826	0.01	11513	97.5843%	Fecal		CFU/100 mL	200	-	36.4
5439000	8/31/2008	0.09	0.09	0.0826	0.01	11513	97.5843%	Fecal		CFU/100 mL	200	-	36.4
5439000	1/4/2013	0.09	0.09	0.0826	0.01	11513	97.5843%	Fecal		CFU/100 mL	200	-	36.4
5439000	9/28/2013	0.09	0.09	0.0826	0.01	11513	97.5843%	Fecal		CFU/100 mL	200	-	36.4
5439000	12/17/2013	0.09	0.09	0.0826	0.01	11513	97.5843%	Fecal		CFU/100 mL	200	-	36.4
5439000	12/18/2013	0.09	0.09	0.0826	0.01	11513	97.5843%	Fecal		CFU/100 mL	200	-	36.4
5439000	9/23/2017	0.09	0.09	0.0826	0.01	11513	97.5843%	Fecal		CFU/100 mL	200	-	36.4
5439000	9/16/2021	0.09	0.09	0.0826	0.01	11513	97.5843%	Fecal		CFU/100 mL	200	-	36.4
5439000	9/17/2021	0.09	0.09	0.0826	0.01	11513	97.5843%	Fecal		CFU/100 mL	200	-	36.4
5439000	9/20/1994	0.08	0.08	0.0826	0.01	11525	97.6860%	Fecal		CFU/100 mL	200	-	32.3
5439000	1/10/2003	0.08	0.08	0.0826	0.01	11525	97.6860%	Fecal		CFU/100 mL	200	-	32.3
5439000	8/19/2003	0.08	0.08	0.0826	0.01	11525	97.6860%	Fecal		CFU/100 mL	200	-	32.3
5439000	8/31/2003	0.08	0.08	0.0826	0.01	11525	97.6860%	Fecal		CFU/100 mL	200	-	32.3
5439000	10/4/2003	0.08	0.08	0.0826	0.01	11525	97.6860%	Fecal		CFU/100 mL	200	-	32.3
5439000	10/19/2004	0.08	0.08	0.0826	0.01	11525	97.6860%	Fecal		CFU/100 mL	200	-	32.3
5439000	7/19/2005	0.08	0.08	0.0826	0.01	11525	97.6860%	Fecal		CFU/100 mL	200	-	32.3
5439000	9/29/2005	0.08	0.08	0.0826	0.01	11525	97.6860%	Fecal		CFU/100 mL	200	-	32.3
5439000	10/9/2010	0.08	0.08	0.0826	0.01	11525	97.6860%	Fecal		CFU/100 mL	200	-	32.3
5439000	10/16/2010	0.08	0.08	0.0826	0.01	11525	97.6860%	Fecal		CFU/100 mL	200	-	32.3
5439000	10/22/2010	0.08	0.08	0.0826	0.01	11525	97.6860%	Fecal		CFU/100 mL	200	-	32.3
5439000	8/22/2012	0.08	0.08	0.0826	0.01	11525	97.6860%	Fecal		CFU/100 mL	200	-	32.3
5439000	8/29/2012	0.08	0.08	0.0826	0.01	11525	97.6860%	Fecal		CFU/100 mL	200	-	32.3
5439000	12/4/2012	0.08	0.08	0.0826	0.01	11525	97.6860%	Fecal		CFU/100 mL	200	-	32.3
5439000	12/14/2012	0.08	0.08	0.0826	0.01	11525	97.6860%	Fecal		CFU/100 mL	200	-	32.3
5439000	1/5/2013	0.08	0.08	0.0826	0.01	11525	97.6860%	Fecal		CFU/100 mL	200	-	32.3
5439000	9/18/2021	0.08	0.08	0.0826	0.01	11525	97.6860%	Fecal		CFU/100 mL	200	-	32.3
5439000	9/10/1999	0.07	0.07	0.0826	0.01	11542	97.8301%	Fecal		CFU/100 mL	200	-	28.3
5439000	1/11/2003	0.07	0.07	0.0826	0.01	11542	97.8301%	Fecal		CFU/100 mL	200	-	28.3
5439000	10/5/2003	0.07	0.07	0.0826	0.01	11542	97.8301%	Fecal		CFU/100 mL	200	-	28.3
5439000	9/27/2004	0.07	0.07	0.0826	0.01	11542	97.8301%	Fecal		CFU/100 mL	200	-	28.3
5439000	9/3/2006	0.07	0.07	0.0826	0.01	11542	97.8301%	Fecal		CFU/100 mL	200	-	28.3
5439000	8/27/2008	0.07	0.07	0.0826	0.01	11542	97.8301%	Fecal		CFU/100 mL	200	-	28.3
5439000	10/6/2010	0.07	0.07	0.0826	0.01	11542	97.8301%	Fecal		CFU/100 mL	200	-	28.3
5439000	12/3/2012	0.07	0.07	0.0826	0.01	11542	97.8301%	Fecal		CFU/100 mL	200	-	28.3
5439000	12/7/2012	0.07	0.07	0.0826	0.01	11542	97.8301%	Fecal		CFU/100 mL	200	-	28.3
5439000	9/11/2013	0.07	0.07	0.0826	0.01	11542	97.8301%	Fecal		CFU/100 mL	200	-	28.3
5439000	9/13/2013	0.07	0.07	0.0826	0.01	11542	97.8301%	Fecal		CFU/100 mL	200	-	28.3
5439000	10/1/2013	0.07	0.07	0.0826	0.01	11542	97.8301%	Fecal		CFU/100 mL	200	-	28.3
5439000	9/19/2021	0.07	0.07	0.0826	0.01	11542	97.8301%	Fecal		CFU/100 mL	200	-	28.3
5439000	1/12/2003	0.06	0.06	0.0826	0.00	11555	97.9403%	Fecal		CFU/100 mL	200	-	24.3
5439000	9/24/2003	0.06	0.06	0.0826	0.00	11555	97.9403%	Fecal		CFU/100 mL	200	-	24.3
5439000	10/6/2003	0.06	0.06	0.0826	0.00	11555	97.9403%	Fecal		CFU/100 mL	200	-	24.3
5439000	9/24/2004	0.06	0.06	0.0826	0.00	11555	97.9403%	Fecal		CFU/100 mL	200	-	24.3
5439000	9/30/2004	0.06	0.06	0.0826	0.00	11555	97.9403%	Fecal		CFU/100 mL	200	-	24.3
5439000	10/6/2004	0.06	0.06	0.0826	0.00	11555	97.9403%	Fecal		CFU/100 mL	200	-	24.3
5439000	9/17/2005	0.06	0.06	0.0826	0.00	11555	97.9403%	Fecal		CFU/100 mL	200	-	24.3
5439000	9/30/2005	0.06	0.06	0.0826	0.00	11555	97.9403%	Fecal		CFU/100 mL	200	-	24.3
5439000	9/15/2011	0.06	0.06	0.0826	0.00	11555	97.9403%	Fecal		CFU/100 mL	200	-	24.3
5439000	11/26/2012	0.06	0.06	0.0826	0.00	11555	97.9403%	Fecal		CFU/100 mL	200	-	24.3
5439000	8/20/2013	0.06	0.06	0.0826	0.00	11555	97.9403%	Fecal		CFU/100 mL	200	-	24.3
5439000	1/7/2014	0.06	0.06	0.0826	0.00	11555	97.9403%	Fecal		CFU/100 mL	200	-	24.3
5439000	1/9/2014	0.06	0.06	0.0826	0.00	11555	97.9403%	Fecal		CFU/100 mL	200	-	24.3
5439000	9/24/2017	0.06	0.06	0.0826	0.00	11555	97.9403%	Fecal		CFU/100 mL	200	-	24.3
5439000	9/16/2002	0.05	0.05	0.0826	0.00	11569	98.0590%	Fecal		CFU/100 mL	200	-	20.2
5439000	1/13/2003	0.05	0.05	0.0826	0.00	11569	98.0590%	Fecal		CFU/100 mL	200	-	20.2
5439000	8/28/2003	0.05	0.05	0.0826	0.00	11569	98.0590%	Fecal		CFU/100 mL	200	-	20.2
5439000	10/11/2003	0.05	0.05	0.0826	0.00	11569	98.0590%	Fecal		CFU/100 mL	200	-	20.2
5439000	8/3/2005	0.05	0.05	0.0826	0.00	11569	98.0590%	Fecal		CFU/100 mL	200	-	20.2
5439000	9/15/2005	0.05	0.05	0.0826	0.00	11569	98.0590%	Fecal		CFU/100 mL	200	-	20.2
5439000	11/11/2005	0.05	0.05	0.0826	0.00	11569	98.0590%	Fecal		CFU/100 mL	200	-	20.2
5439000	8/21/2006	0.05	0.05	0.0826	0.00	11569	98.0590%	Fecal		CFU/100 mL	200	-	20.2
5439000	11/27/2012	0.05	0.05	0.0826	0.00	11569	98.0590%	Fecal		CFU/100 mL	200	-	20.2
5439000	12/2/2012	0.05	0.05	0.0826	0.00	11569	98.0590%	Fecal		CFU/100 mL	200	-	20.2
5439000	9/14/2013	0.05	0.05	0.0826	0.00	11569	98.0590%	Fecal		CFU/100 mL	200	-	20.2
5439000	10/2/2013	0.05	0.05	0.0826	0.00	11569	98.0590%	Fecal		CFU/100 mL	200	-	20.2
5439000	9/21/1994	0.04	0.04	0.0826	0.00	11581	98.1607%	Fecal		CFU/100 mL	200	-	16.2
5439000	1/14/2003	0.04	0.04	0.0826	0.00	11581	98.1607%	Fecal		CFU/100 mL	200	-	16.2
5439000	3/7/2003	0.04	0.04	0.0826	0.00	11581	98.1607%	Fecal		CFU/100 mL	200	-	16.2
5439000	9/4/2003	0.04	0.04	0.0826	0.00	11581	98.1607%	Fecal		CFU/100 mL	200	-	16.2
5439000	8/10/2005	0.04	0.04	0.0826	0.00	11581	98.1607%	Fecal		CFU/100 mL	200	-	16.2
5439000	9/22/2005	0.04	0.04	0.0826	0.00	11581	98.1607%	Fecal		CFU/100 mL	200	-	16.2
5439000	8/14/2006	0.04	0.04	0.0826	0.00	11581	98.1607%	Fecal		CFU/100 mL	200	-	16.2
5439000	10/7/2010	0.04	0.04	0.0826	0.00	11581	98.1607%	Fecal		CFU/100 mL	200	-	16.2
5439000	9/13/2011	0.04	0.04	0.0826	0.00	11581	98.1607%	Fecal		CFU/100 mL	200	-	16.2
5439000	8/30/2012	0.04	0.04	0.0826	0.00	11581	98.1607%	Fecal		CFU/100 mL	200	-	16.2
5439000	9/3/2012	0.04	0.04	0.0826	0.00	11581	98.1607%	Fecal		CFU/100 mL	200	-	16.2
5439000	11/28/2012	0.04	0.04	0.0826	0.00	11581	98.1607%	Fecal		CFU/100 mL	200	-	16.2
5439000	11/29/2012	0.04	0.04	0.0826	0.00	11581	98.1607%	Fecal		CFU/100 mL	200	-	16.2
5439000	11/30/2012	0.04	0.04	0.0826	0.00	11581	98.1607%	Fecal		CFU/100 mL	200	-	16.2
5439000	12/1/2012	0.04	0.04	0.0826	0.00	11581	98.1607%	Fecal		CFU/100 mL	200	-	16.2
5439000	12/5/2012	0.04	0.04	0.0826	0.00	11581	98.1607%	Fecal		CFU/100 mL	200	-	16.2
5439000	8/21/2013	0.04	0.04	0.0826	0.00	11581	98.1607%	Fecal		CFU/100 mL	200	-	16.2
5439000	1/8/2014	0.04	0.04	0.0826	0.00	11581	98.1607%	Fecal		CFU/100 mL	200	-	16.2
5439000	9/25/2017	0.04	0.04	0.0826	0.00	11581	98.1607%	Fecal		CFU/100 mL	200	-	16.2
5439000	9/23/1999	0.03	0.03	0.0826	0.00	11600	98.3217%	Fecal		CFU/100 mL	200	-	12.1
5439000	9/26/1999	0.03	0.03	0.0826	0.00	11600	98.3217%	Fecal		CFU/100 mL	200	-	12.1
5439000	9/17/2002	0.03	0.03	0.0826	0.00	11600	98.3217%	Fecal		CFU/100 mL	200	-	12.1
5439000	1/15/2003	0.03	0.03	0.0826	0.00	11600	98.3217%	Fecal		CFU/100 mL	200	-	12.1
5439000	1/16/2003	0.03	0.03	0.0826	0.00	11600	98.3217%	Fecal		CFU/100 mL	200	-	12.1
5439000	10/2/2003	0.03	0.03	0.0826	0.00	11600	98.3217%	Fecal		CFU/100 mL	200	-	12.1
5439000	10/10/2004	0.03	0.03	0.0826	0.00	11600	98.3217%	Fecal		CFU/100 mL	200	-	12.1
5439000	10/20/2004	0.03	0.03	0.0826	0.00	11600	98.3217%	Fecal		CFU/100 mL	200	-	12.1
5439000	10/21/2004	0.03	0.03	0.0826	0.00	11600	98.3217%	Fecal		CFU/100 mL	200	-	12.1
5439000	10/1/2005	0.03	0.03	0.0826	0.00	11600	98.3217%	Fecal		CFU/100 mL	200	-	12.1
5439000	10/13/2010	0.03	0.03	0.0826	0.00	11600	98.3217%	Fecal		CFU/100 mL	200	-	12.1
5439000	10/21/2010	0.03	0.03	0.0826	0.00	11600	98.3217%	Fecal		CFU/100 mL	200	-	12.1
5439000	8/31/2012	0.03	0.03	0.0826	0.00	11600	98.3217%	Fecal		CFU/100 mL	200	-	12.1
5439000	9/2/2012	0.03	0.03	0.0826	0.00	11600	98.3217%	Fecal		CFU/100 mL	200	-	12.1
5439000	12/6/2012	0.03	0.03	0.0826	0.00	11600	98.3217%	Fecal		CFU/100 mL	200	-	12.1
5439000	9/26/2017	0.03	0.03	0.0826	0.00	11600	98.3217%	Fecal		CFU/100 mL	200	-	12.1

Gage ID	Date	Discharge (CFS)	Gage Discharge (less Surrogate NPDES) (CFS)	Watershed Area Ratio	Calculated flow (CFS)	Rank	Flow Exceedance %	Parameter	Results	Units (mg or micro_gram	Limit/Standard	Actual Load (million colonies/day)	Allowable Load (million colonies/day)
5439000	9/27/2017	0.03	0.03	0.0826	0.00	11600	98.3217%	Fecal		CFU/100 mL	200	-	12.1
5439000	9/28/2017	0.03	0.03	0.0826	0.00	11600	98.3217%	Fecal		CFU/100 mL	200	-	12.1
5439000	9/29/2017	0.03	0.03	0.0826	0.00	11600	98.3217%	Fecal		CFU/100 mL	200	-	12.1
5439000	10/10/2017	0.03	0.03	0.0826	0.00	11600	98.3217%	Fecal		CFU/100 mL	200	-	12.1
5439000	1/17/2003	0.02	0.02	0.0826	0.00	11620	98.4913%	Fecal		CFU/100 mL	200	-	8.1
5439000	1/18/2003	0.02	0.02	0.0826	0.00	11620	98.4913%	Fecal		CFU/100 mL	200	-	8.1
5439000	1/19/2003	0.02	0.02	0.0826	0.00	11620	98.4913%	Fecal		CFU/100 mL	200	-	8.1
5439000	2/3/2003	0.02	0.02	0.0826	0.00	11620	98.4913%	Fecal		CFU/100 mL	200	-	8.1
5439000	2/4/2003	0.02	0.02	0.0826	0.00	11620	98.4913%	Fecal		CFU/100 mL	200	-	8.1
5439000	2/25/2003	0.02	0.02	0.0826	0.00	11620	98.4913%	Fecal		CFU/100 mL	200	-	8.1
5439000	2/26/2003	0.02	0.02	0.0826	0.00	11620	98.4913%	Fecal		CFU/100 mL	200	-	8.1
5439000	2/27/2003	0.02	0.02	0.0826	0.00	11620	98.4913%	Fecal		CFU/100 mL	200	-	8.1
5439000	2/28/2003	0.02	0.02	0.0826	0.00	11620	98.4913%	Fecal		CFU/100 mL	200	-	8.1
5439000	3/1/2003	0.02	0.02	0.0826	0.00	11620	98.4913%	Fecal		CFU/100 mL	200	-	8.1
5439000	3/2/2003	0.02	0.02	0.0826	0.00	11620	98.4913%	Fecal		CFU/100 mL	200	-	8.1
5439000	3/3/2003	0.02	0.02	0.0826	0.00	11620	98.4913%	Fecal		CFU/100 mL	200	-	8.1
5439000	3/4/2003	0.02	0.02	0.0826	0.00	11620	98.4913%	Fecal		CFU/100 mL	200	-	8.1
5439000	3/5/2003	0.02	0.02	0.0826	0.00	11620	98.4913%	Fecal		CFU/100 mL	200	-	8.1
5439000	3/6/2003	0.02	0.02	0.0826	0.00	11620	98.4913%	Fecal		CFU/100 mL	200	-	8.1
5439000	8/29/2003	0.02	0.02	0.0826	0.00	11620	98.4913%	Fecal		CFU/100 mL	200	-	8.1
5439000	9/17/2003	0.02	0.02	0.0826	0.00	11620	98.4913%	Fecal		CFU/100 mL	200	-	8.1
5439000	8/4/2005	0.02	0.02	0.0826	0.00	11620	98.4913%	Fecal		CFU/100 mL	200	-	8.1
5439000	8/5/2005	0.02	0.02	0.0826	0.00	11620	98.4913%	Fecal		CFU/100 mL	200	-	8.1
5439000	8/6/2005	0.02	0.02	0.0826	0.00	11620	98.4913%	Fecal		CFU/100 mL	200	-	8.1
5439000	8/7/2005	0.02	0.02	0.0826	0.00	11620	98.4913%	Fecal		CFU/100 mL	200	-	8.1
5439000	8/8/2005	0.02	0.02	0.0826	0.00	11620	98.4913%	Fecal		CFU/100 mL	200	-	8.1
5439000	8/9/2005	0.02	0.02	0.0826	0.00	11620	98.4913%	Fecal		CFU/100 mL	200	-	8.1
5439000	9/14/2005	0.02	0.02	0.0826	0.00	11620	98.4913%	Fecal		CFU/100 mL	200	-	8.1
5439000	10/6/2005	0.02	0.02	0.0826	0.00	11620	98.4913%	Fecal		CFU/100 mL	200	-	8.1
5439000	10/10/2010	0.02	0.02	0.0826	0.00	11620	98.4913%	Fecal		CFU/100 mL	200	-	8.1
5439000	9/14/2011	0.02	0.02	0.0826	0.00	11620	98.4913%	Fecal		CFU/100 mL	200	-	8.1
5439000	8/11/2012	0.02	0.02	0.0826	0.00	11620	98.4913%	Fecal		CFU/100 mL	200	-	8.1
5439000	8/12/2012	0.02	0.02	0.0826	0.00	11620	98.4913%	Fecal		CFU/100 mL	200	-	8.1
5439000	8/23/2012	0.02	0.02	0.0826	0.00	11620	98.4913%	Fecal		CFU/100 mL	200	-	8.1
5439000	8/24/2012	0.02	0.02	0.0826	0.00	11620	98.4913%	Fecal		CFU/100 mL	200	-	8.1
5439000	8/25/2012	0.02	0.02	0.0826	0.00	11620	98.4913%	Fecal		CFU/100 mL	200	-	8.1
5439000	9/1/2012	0.02	0.02	0.0826	0.00	11620	98.4913%	Fecal		CFU/100 mL	200	-	8.1
5439000	9/30/2017	0.02	0.02	0.0826	0.00	11620	98.4913%	Fecal		CFU/100 mL	200	-	8.1
5439000	10/1/2017	0.02	0.02	0.0826	0.00	11620	98.4913%	Fecal		CFU/100 mL	200	-	8.1
5439000	10/2/2017	0.02	0.02	0.0826	0.00	11620	98.4913%	Fecal		CFU/100 mL	200	-	8.1
5439000	10/3/2017	0.02	0.02	0.0826	0.00	11620	98.4913%	Fecal		CFU/100 mL	200	-	8.1
5439000	10/4/2017	0.02	0.02	0.0826	0.00	11620	98.4913%	Fecal		CFU/100 mL	200	-	8.1
5439000	8/24/1991	0	0	0.0826	0.00	11658	98.8134%	Fecal		CFU/100 mL	200	-	4.9
5439000	9/11/1999	0	0	0.0826	0.00	11658	98.8134%	Fecal		CFU/100 mL	200	-	4.9
5439000	9/24/1999	0	0	0.0826	0.00	11658	98.8134%	Fecal		CFU/100 mL	200	-	4.9
5439000	1/27/2003	0	0	0.0826	0.00	11658	98.8134%	Fecal		CFU/100 mL	200	-	4.9
5439000	2/10/2003	0	0	0.0826	0.00	11658	98.8134%	Fecal		CFU/100 mL	200	-	4.9
5439000	2/11/2003	0	0	0.0826	0.00	11658	98.8134%	Fecal		CFU/100 mL	200	-	4.9
5439000	2/12/2003	0	0	0.0826	0.00	11658	98.8134%	Fecal		CFU/100 mL	200	-	4.9
5439000	8/26/2003	0	0	0.0826	0.00	11658	98.8134%	Fecal		CFU/100 mL	200	-	4.9
5439000	8/27/2003	0	0	0.0826	0.00	11658	98.8134%	Fecal		CFU/100 mL	200	-	4.9
5439000	8/30/2003	0	0	0.0826	0.00	11658	98.8134%	Fecal		CFU/100 mL	200	-	4.9
5439000	9/5/2003	0	0	0.0826	0.00	11658	98.8134%	Fecal		CFU/100 mL	200	-	4.9
5439000	9/6/2003	0	0	0.0826	0.00	11658	98.8134%	Fecal		CFU/100 mL	200	-	4.9
5439000	9/7/2003	0	0	0.0826	0.00	11658	98.8134%	Fecal		CFU/100 mL	200	-	4.9
5439000	9/8/2003	0	0	0.0826	0.00	11658	98.8134%	Fecal		CFU/100 mL	200	-	4.9
5439000	9/9/2003	0	0	0.0826	0.00	11658	98.8134%	Fecal		CFU/100 mL	200	-	4.9
5439000	9/10/2003	0	0	0.0826	0.00	11658	98.8134%	Fecal		CFU/100 mL	200	-	4.9
5439000	9/11/2003	0	0	0.0826	0.00	11658	98.8134%	Fecal		CFU/100 mL	200	-	4.9
5439000	9/18/2003	0	0	0.0826	0.00	11658	98.8134%	Fecal		CFU/100 mL	200	-	4.9
5439000	9/19/2003	0	0	0.0826	0.00	11658	98.8134%	Fecal		CFU/100 mL	200	-	4.9
5439000	9/20/2003	0	0	0.0826	0.00	11658	98.8134%	Fecal		CFU/100 mL	200	-	4.9
5439000	9/23/2003	0	0	0.0826	0.00	11658	98.8134%	Fecal		CFU/100 mL	200	-	4.9
5439000	9/25/2003	0	0	0.0826	0.00	11658	98.8134%	Fecal		CFU/100 mL	200	-	4.9
5439000	10/8/2003	0	0	0.0826	0.00	11658	98.8134%	Fecal		CFU/100 mL	200	-	4.9
5439000	10/9/2003	0	0	0.0826	0.00	11658	98.8134%	Fecal		CFU/100 mL	200	-	4.9
5439000	10/10/2003	0	0	0.0826	0.00	11658	98.8134%	Fecal		CFU/100 mL	200	-	4.9
5439000	9/25/2004	0	0	0.0826	0.00	11658	98.8134%	Fecal		CFU/100 mL	200	-	4.9
5439000	9/26/2004	0	0	0.0826	0.00	11658	98.8134%	Fecal		CFU/100 mL	200	-	4.9
5439000	10/11/2004	0	0	0.0826	0.00	11658	98.8134%	Fecal		CFU/100 mL	200	-	4.9
5439000	10/12/2004	0	0	0.0826	0.00	11658	98.8134%	Fecal		CFU/100 mL	200	-	4.9
5439000	10/13/2004	0	0	0.0826	0.00	11658	98.8134%	Fecal		CFU/100 mL	200	-	4.9
5439000	8/28/2005	0	0	0.0826	0.00	11658	98.8134%	Fecal		CFU/100 mL	200	-	4.9
5439000	8/29/2005	0	0	0.0826	0.00	11658	98.8134%	Fecal		CFU/100 mL	200	-	4.9
5439000	8/30/2005	0	0	0.0826	0.00	11658	98.8134%	Fecal		CFU/100 mL	200	-	4.9
5439000	8/31/2005	0	0	0.0826	0.00	11658	98.8134%	Fecal		CFU/100 mL	200	-	4.9
5439000	9/1/2005	0	0	0.0826	0.00	11658	98.8134%	Fecal		CFU/100 mL	200	-	4.9
5439000	9/2/2005	0	0	0.0826	0.00	11658	98.8134%	Fecal		CFU/100 mL	200	-	4.9
5439000	9/3/2005	0	0	0.0826	0.00	11658	98.8134%	Fecal		CFU/100 mL	200	-	4.9
5439000	9/4/2005	0	0	0.0826	0.00	11658	98.8134%	Fecal		CFU/100 mL	200	-	4.9
5439000	9/5/2005	0	0	0.0826	0.00	11658	98.8134%	Fecal		CFU/100 mL	200	-	4.9
5439000	9/6/2005	0	0	0.0826	0.00	11658	98.8134%	Fecal		CFU/100 mL	200	-	4.9
5439000	9/7/2005	0	0	0.0826	0.00	11658	98.8134%	Fecal		CFU/100 mL	200	-	4.9
5439000	9/8/2005	0	0	0.0826	0.00	11658	98.8134%	Fecal		CFU/100 mL	200	-	4.9
5439000	9/9/2005	0	0	0.0826	0.00	11658	98.8134%	Fecal		CFU/100 mL	200	-	4.9
5439000	9/10/2005	0	0	0.0826	0.00	11658	98.8134%	Fecal		CFU/100 mL	200	-	4.9
5439000	9/11/2005	0	0	0.0826	0.00	11658	98.8134%	Fecal		CFU/100 mL	200	-	4.9
5439000	9/12/2005	0	0	0.0826	0.00	11658	98.8134%	Fecal		CFU/100 mL	200	-	4.9
5439000	9/13/2005	0	0	0.0826	0.00	11658	98.8134%	Fecal		CFU/100 mL	200	-	4.9
5439000	9/18/2005	0	0	0.0826	0.00	11658	98.8134%	Fecal		CFU/100 mL	200	-	4.9
5439000	9/23/2005	0	0	0.0826	0.00	11658	98.8134%	Fecal		CFU/100 mL	200	-	4.9
5439000	10/7/2005	0	0	0.0826	0.00	11658	98.8134%	Fecal		CFU/100 mL	200	-	4.9
5439000	10/8/2005	0	0	0.0826	0.00	11658	98.8134%	Fecal		CFU/100 mL	200	-	4.9
5439000	10/9/2005	0	0	0.0826	0.00	11658	98.8134%	Fecal		CFU/100 mL	200	-	4.9
5439000	10/10/2005	0	0	0.0826	0.00	11658	98.8134%	Fecal		CFU/100 mL	200	-	4.9
5439000	10/11/2005	0	0	0.0826	0.00	11658	98.8134%	Fecal		CFU/100 mL	200	-	4.9
5439000	10/12/2005	0	0	0.0826	0.00	11658	98.8134%	Fecal		CFU/100 mL	200	-	4.9
5439000	10/13/2005	0	0	0.0826	0.00	11658	98.8134%	Fecal		CFU/100 mL	200	-	4.9
5439000	10/14/2005	0	0	0.0826	0.00	11658	98.8134%	Fecal		CFU/100 mL	200	-	4.9
5439000	10/15/2005	0	0	0.0826	0.00	11658	98.8134%	Fecal		CFU/100 mL	200	-	4.9
5439000	10/16/2005	0	0	0.0826	0.00	11658	98.8134%	Fecal		CFU/100 mL	200	-	4.9
5439000	10/17/2005	0	0	0.0826	0.00	11658	98.8134%	Fecal		CFU/100 mL	200	-	4.9
5439000	10/18/2005	0	0	0.0826	0.00	11658	98.8134%	Fecal		CFU/100 mL	200	-	4.9
5439000	10/19/2005	0	0	0.0826	0.00	11658	98.8134%	Fecal		CFU/100 mL	200	-	4.9
5439000	10/20/2005	0	0	0.0826	0.00	11658	98.8134%	Fecal		CFU/100 mL	200	-	4.9
5439000	10/21/2005	0	0	0.0826	0.00	11658	98.8134%	Fecal		CFU/100 mL	200	-	4.9
5439000	10/22/2005	0	0	0.0826	0.00	11658	98.8134%	Fecal		CFU/100 mL	200	-	4.9
5439000	10/24/2005	0	0	0.0826	0.00	11658	98.8134%	Fecal		CFU/100 mL	200	-	4.9
5439000	10/25/2005	0	0	0.0826	0.00	11658	98.8134%	Fecal		CFU/100 mL	200	-	4.9
5439000	10/26/2005	0	0	0.0826	0.00	11658	98.8134%	Fecal		CFU/100 mL	200	-	4.9
5439000	10/27/2005	0	0	0.0826	0.00	11658	98.8134%	Fecal		CFU/100 mL	200	-	4.9
5439000	10/28/2005	0	0	0.0826	0.00	11658	98.8134%	Fecal		CFU/100 mL	200	-	4.9
5439000	10/29/2005	0	0	0.0826	0.00	11658	98.8134%	Fecal		CFU/100 mL	200	-	4.9
5439000	10/30/2005	0	0	0.0826	0.00	11658	98.8134%	Fecal		CFU/100 mL	200	-	4.9
5439000	10/31/2005	0	0	0.0826	0.00	11658	98.8134%	Fecal		CFU/100 mL	200	-	4.9

Gage ID	Date	Discharge (CFS)	Gage Discharge (less Surrogate NPDES) (CFS)	Watershed Area Ratio	Calculated flow (CFS)	Rank	Flow Exceedance %	Parameter	Results	Units (mg or micro_gram	Limit/Standard	Actual Load (million colonies/day)	Allowable Load (million colonies/day)
5439000	11/1/2005	0	0	0.0826	0.00	11658	98.8134%	Fecal		CFU/100 mL	200	-	4.9
5439000	11/2/2005	0	0	0.0826	0.00	11658	98.8134%	Fecal		CFU/100 mL	200	-	4.9
5439000	11/3/2005	0	0	0.0826	0.00	11658	98.8134%	Fecal		CFU/100 mL	200	-	4.9
5439000	11/4/2005	0	0	0.0826	0.00	11658	98.8134%	Fecal		CFU/100 mL	200	-	4.9
5439000	8/15/2006	0	0	0.0826	0.00	11658	98.8134%	Fecal		CFU/100 mL	200	-	4.9
5439000	8/16/2006	0	0	0.0826	0.00	11658	98.8134%	Fecal		CFU/100 mL	200	-	4.9
5439000	8/17/2006	0	0	0.0826	0.00	11658	98.8134%	Fecal		CFU/100 mL	200	-	4.9
5439000	8/22/2006	0	0	0.0826	0.00	11658	98.8134%	Fecal		CFU/100 mL	200	-	4.9
5439000	8/23/2006	0	0	0.0826	0.00	11658	98.8134%	Fecal		CFU/100 mL	200	-	4.9
5439000	8/24/2006	0	0	0.0826	0.00	11658	98.8134%	Fecal		CFU/100 mL	200	-	4.9
5439000	8/25/2006	0	0	0.0826	0.00	11658	98.8134%	Fecal		CFU/100 mL	200	-	4.9
5439000	8/26/2006	0	0	0.0826	0.00	11658	98.8134%	Fecal		CFU/100 mL	200	-	4.9
5439000	8/27/2006	0	0	0.0826	0.00	11658	98.8134%	Fecal		CFU/100 mL	200	-	4.9
5439000	9/1/2006	0	0	0.0826	0.00	11658	98.8134%	Fecal		CFU/100 mL	200	-	4.9
5439000	9/2/2006	0	0	0.0826	0.00	11658	98.8134%	Fecal		CFU/100 mL	200	-	4.9
5439000	8/25/2008	0	0	0.0826	0.00	11658	98.8134%	Fecal		CFU/100 mL	200	-	4.9
5439000	9/1/2008	0	0	0.0826	0.00	11658	98.8134%	Fecal		CFU/100 mL	200	-	4.9
5439000	9/2/2008	0	0	0.0826	0.00	11658	98.8134%	Fecal		CFU/100 mL	200	-	4.9
5439000	9/3/2008	0	0	0.0826	0.00	11658	98.8134%	Fecal		CFU/100 mL	200	-	4.9
5439000	9/17/2011	0	0	0.0826	0.00	11658	98.8134%	Fecal		CFU/100 mL	200	-	4.9
5439000	9/24/2011	0	0	0.0826	0.00	11658	98.8134%	Fecal		CFU/100 mL	200	-	4.9
5439000	9/25/2011	0	0	0.0826	0.00	11658	98.8134%	Fecal		CFU/100 mL	200	-	4.9
5439000	9/25/1999	0.01	0.01	0.0826	0.00	11753	99.6186%	Fecal		CFU/100 mL	200	-	4.0
5439000	1/20/2003	0.01	0.01	0.0826	0.00	11753	99.6186%	Fecal		CFU/100 mL	200	-	4.0
5439000	1/21/2003	0.01	0.01	0.0826	0.00	11753	99.6186%	Fecal		CFU/100 mL	200	-	4.0
5439000	1/22/2003	0.01	0.01	0.0826	0.00	11753	99.6186%	Fecal		CFU/100 mL	200	-	4.0
5439000	1/23/2003	0.01	0.01	0.0826	0.00	11753	99.6186%	Fecal		CFU/100 mL	200	-	4.0
5439000	1/24/2003	0.01	0.01	0.0826	0.00	11753	99.6186%	Fecal		CFU/100 mL	200	-	4.0
5439000	1/25/2003	0.01	0.01	0.0826	0.00	11753	99.6186%	Fecal		CFU/100 mL	200	-	4.0
5439000	1/26/2003	0.01	0.01	0.0826	0.00	11753	99.6186%	Fecal		CFU/100 mL	200	-	4.0
5439000	1/28/2003	0.01	0.01	0.0826	0.00	11753	99.6186%	Fecal		CFU/100 mL	200	-	4.0
5439000	1/29/2003	0.01	0.01	0.0826	0.00	11753	99.6186%	Fecal		CFU/100 mL	200	-	4.0
5439000	1/30/2003	0.01	0.01	0.0826	0.00	11753	99.6186%	Fecal		CFU/100 mL	200	-	4.0
5439000	1/31/2003	0.01	0.01	0.0826	0.00	11753	99.6186%	Fecal		CFU/100 mL	200	-	4.0
5439000	2/1/2003	0.01	0.01	0.0826	0.00	11753	99.6186%	Fecal		CFU/100 mL	200	-	4.0
5439000	2/2/2003	0.01	0.01	0.0826	0.00	11753	99.6186%	Fecal		CFU/100 mL	200	-	4.0
5439000	2/5/2003	0.01	0.01	0.0826	0.00	11753	99.6186%	Fecal		CFU/100 mL	200	-	4.0
5439000	2/6/2003	0.01	0.01	0.0826	0.00	11753	99.6186%	Fecal		CFU/100 mL	200	-	4.0
5439000	2/7/2003	0.01	0.01	0.0826	0.00	11753	99.6186%	Fecal		CFU/100 mL	200	-	4.0
5439000	2/8/2003	0.01	0.01	0.0826	0.00	11753	99.6186%	Fecal		CFU/100 mL	200	-	4.0
5439000	2/9/2003	0.01	0.01	0.0826	0.00	11753	99.6186%	Fecal		CFU/100 mL	200	-	4.0
5439000	2/13/2003	0.01	0.01	0.0826	0.00	11753	99.6186%	Fecal		CFU/100 mL	200	-	4.0
5439000	2/14/2003	0.01	0.01	0.0826	0.00	11753	99.6186%	Fecal		CFU/100 mL	200	-	4.0
5439000	2/15/2003	0.01	0.01	0.0826	0.00	11753	99.6186%	Fecal		CFU/100 mL	200	-	4.0
5439000	2/16/2003	0.01	0.01	0.0826	0.00	11753	99.6186%	Fecal		CFU/100 mL	200	-	4.0
5439000	2/17/2003	0.01	0.01	0.0826	0.00	11753	99.6186%	Fecal		CFU/100 mL	200	-	4.0
5439000	2/18/2003	0.01	0.01	0.0826	0.00	11753	99.6186%	Fecal		CFU/100 mL	200	-	4.0
5439000	2/19/2003	0.01	0.01	0.0826	0.00	11753	99.6186%	Fecal		CFU/100 mL	200	-	4.0
5439000	2/20/2003	0.01	0.01	0.0826	0.00	11753	99.6186%	Fecal		CFU/100 mL	200	-	4.0
5439000	2/21/2003	0.01	0.01	0.0826	0.00	11753	99.6186%	Fecal		CFU/100 mL	200	-	4.0
5439000	2/22/2003	0.01	0.01	0.0826	0.00	11753	99.6186%	Fecal		CFU/100 mL	200	-	4.0
5439000	2/23/2003	0.01	0.01	0.0826	0.00	11753	99.6186%	Fecal		CFU/100 mL	200	-	4.0
5439000	2/24/2003	0.01	0.01	0.0826	0.00	11753	99.6186%	Fecal		CFU/100 mL	200	-	4.0
5439000	8/25/2003	0.01	0.01	0.0826	0.00	11753	99.6186%	Fecal		CFU/100 mL	200	-	4.0
5439000	9/21/2003	0.01	0.01	0.0826	0.00	11753	99.6186%	Fecal		CFU/100 mL	200	-	4.0
5439000	10/7/2003	0.01	0.01	0.0826	0.00	11753	99.6186%	Fecal		CFU/100 mL	200	-	4.0
5439000	10/7/2004	0.01	0.01	0.0826	0.00	11753	99.6186%	Fecal		CFU/100 mL	200	-	4.0
5439000	8/26/2008	0.01	0.01	0.0826	0.00	11753	99.6186%	Fecal		CFU/100 mL	200	-	4.0
5439000	10/15/2010	0.01	0.01	0.0826	0.00	11753	99.6186%	Fecal		CFU/100 mL	200	-	4.0
5439000	10/20/2010	0.01	0.01	0.0826	0.00	11753	99.6186%	Fecal		CFU/100 mL	200	-	4.0
5439000	9/16/2011	0.01	0.01	0.0826	0.00	11753	99.6186%	Fecal		CFU/100 mL	200	-	4.0
5439000	9/23/2011	0.01	0.01	0.0826	0.00	11753	99.6186%	Fecal		CFU/100 mL	200	-	4.0
5439000	10/5/2017	0.01	0.01	0.0826	0.00	11753	99.6186%	Fecal		CFU/100 mL	200	-	4.0
5439000	10/6/2017	0.01	0.01	0.0826	0.00	11753	99.6186%	Fecal		CFU/100 mL	200	-	4.0
5439000	10/7/2017	0.01	0.01	0.0826	0.00	11753	99.6186%	Fecal		CFU/100 mL	200	-	4.0
5439000	10/8/2017	0.01	0.01	0.0826	0.00	11753	99.6186%	Fecal		CFU/100 mL	200	-	4.0
5439000	10/9/2017	0.01	0.01	0.0826	0.00	11753	99.6186%	Fecal		CFU/100 mL	200	-	4.0

Appendix F

SLAM Model Files

CDM Smith

This page intentionally left blank.

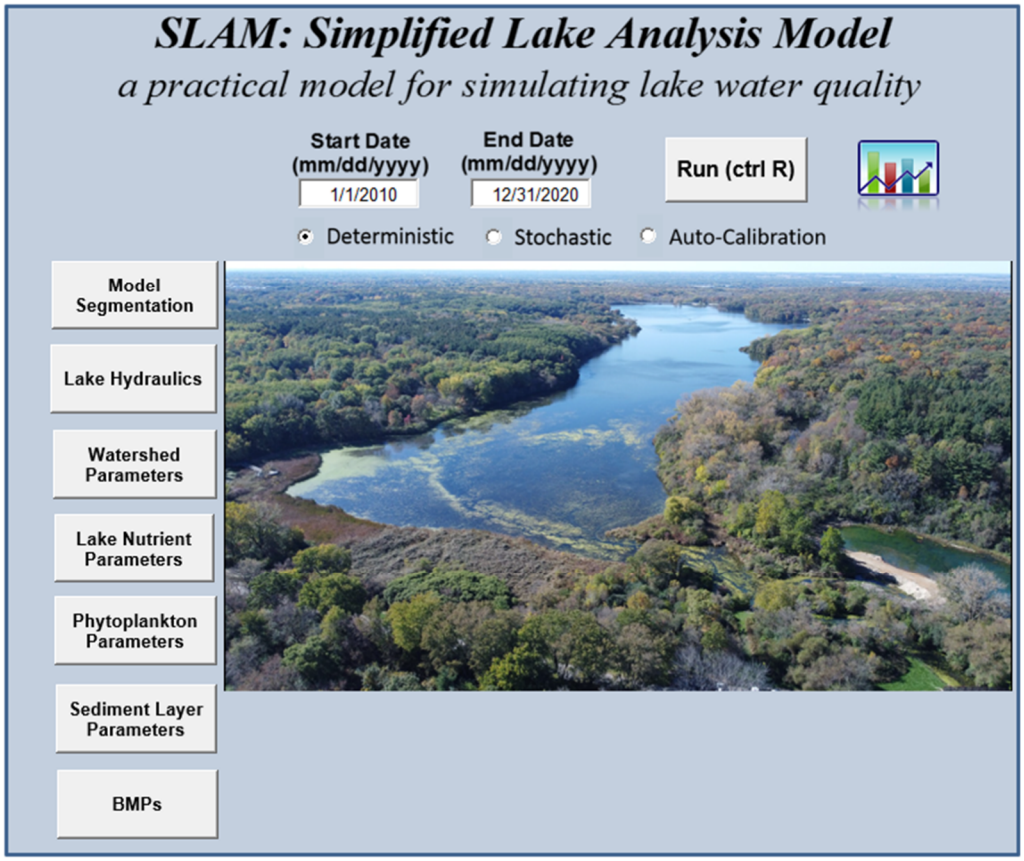
SLAM: Simplified Lake Analysis Model
a practical model for simulating lake water quality
Start Date (mm/dd/yyyy)
1/1/2010
End Date (mm/dd/yyyy)
12/31/2020
Run (ctrl R)
Deterministic
Stochastic
Auto-Calibration
Model Segmentation
Lake Hydraulics
Watershed Parameters
Lake Nutrient Parameters
Phytoplankton Parameters
Sediment Layer Parameters
BMPs

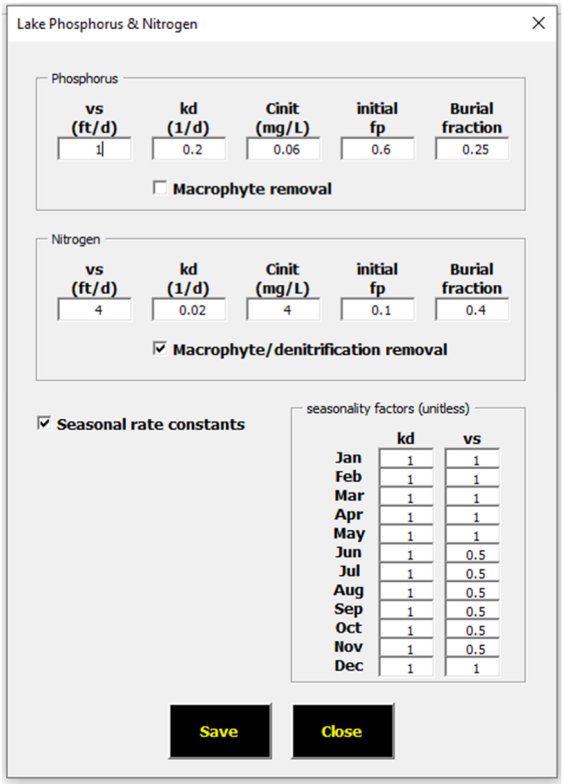
Lake Phosphorus & Nitrogen
Phosphorus
vs (ft/d) 1
kd (1/d) 0.2
Cinit (mg/L) 0.06
initial fp 0.6
Burial fraction 0.25
Macrophyte removal
Nitrogen
vs (ft/d) 4
kd (1/d) 0.02
Cinit (mg/L) 4
initial fp 0.1
Burial fraction 0.4
Macrophyte/denitrification removal
Seasonal rate constants
seasonality factors (unitless)
kd vs
Jan 1 1
Feb 1 1
Mar 1 1
Apr 1 1
May 1 1
Jun 1 0.5
Jul 1 0.5
Aug 1 0.5
Sep 1 0.5
Oct 1 0.5
Nov 1 0.5
Dec 1 1
Save
Close

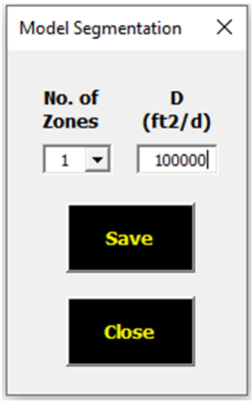
Model Segmentation
No. of Zones
1
D (ft2/d)
100000
Save
Close

Lake Hydraulics

Total Lake

Prescribed hydraulics

Calculated hydraulics

Monthly Mean Hydraulics

	Volume (AF)	Area (ac)	Depth (ft)
Jan	2025	162	12.5
Feb	2025	162	12.5
Mar	2025	162	12.5
Apr	2025	162	12.5
May	2025	162	12.5
Jun	2025	162	12.5
Jul	2025	162	12.5
Aug	2025	162	12.5
Sep	2025	162	12.5
Oct	2025	162	12.5
Nov	2025	162	12.5
Dec	2025	162	12.5

Stratification

☑ Include vertical stratification?

Start Month (1 - 12)	End Month (1 - 12)	Hypo. Depth (%)
5	9	30

Save

Close

Lake Sediment Parameters

Zone 1

Prescribed nutrient fluxes

Calculated nutrient fluxes

Shallow Sediments

depth (cm)	porosity (unitless)	density (g/cm3)	D (cm2/d)	z (m)
3	0.9	1.5	39	1.7

Phosphorus

Kd anoxic (1/d)	Kd oxic (1/d)	Kd2 anoxic (1/d)	Kd2 oxic (1/d)
0.1	0.0015	1	1

Nitrogen

Kd anoxic (1/d)	Kd oxic (1/d)	Kd2 anoxic (1/d)	Kd2 oxic (1/d)
0.01	0.001	0.1	0.05

Monthly Anoxia

	Fraction anoxic
Jan	0.2
Feb	0.2
Mar	0.2
Apr	0.2
May	0.25
Jun	0.5
Jul	0.5
Aug	0.5
Sep	0.5
Oct	0.25
Nov	0.2
Dec	0.2

Sediment nutrient concentrations (mg/g)

Prescribed

Calculated

P initial	N initial
0.6	4.5

Porewater initial dissolved nutrient concentrations

DP (mg/L)	DN (mg/L)
1	15

Save

Close

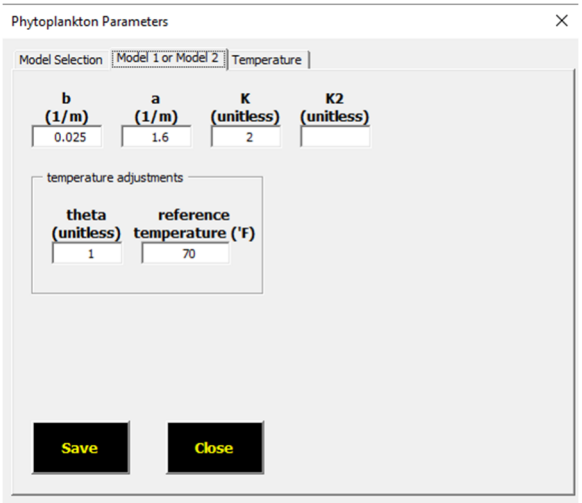
Phytoplankton Parameters
Model Selection
Model 1 or Model 2
Temperature
b (1/m)
0.025
a (1/m)
1.6
K (unitless)
2
K2 (unitless)
temperature adjustments
theta (unitless)
1
reference temperature (°F)
70
Save
Close

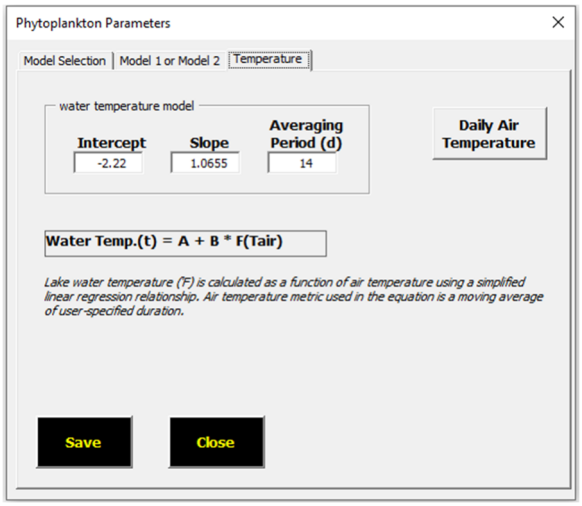
Phytoplankton Parameters
Model Selection
Model 1 or Model 2
Temperature
water temperature model
Intercept
-2.22
Slope
1.0655
Averaging Period (d)
14
Daily Air Temperature
Water Temp.(t) = A + B * F(Tair)
Lake water temperature (°F) is calculated as a function of air temperature using a simplified linear regression relationship. Air temperature metric used in the equation is a moving average of user-specified duration.
Save
Close

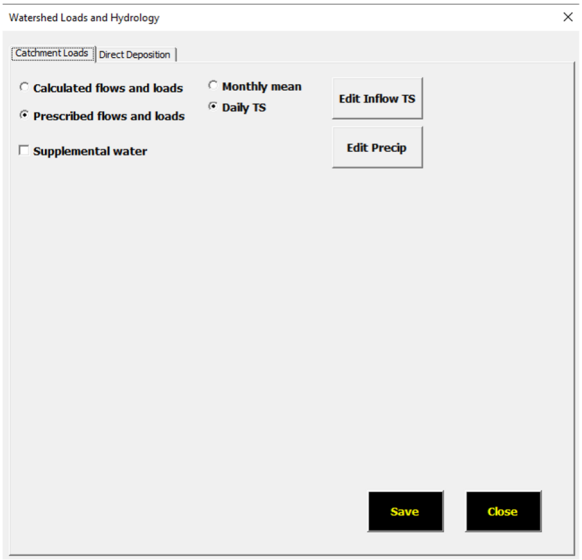
Watershed Loads and Hydrology
Catchment Loads
Direct Deposition
Calculated flows and loads
Prescribed flows and loads
Supplemental water
Monthly mean
Daily TS
Edit Inflow TS
Edit Precip
Save
Close

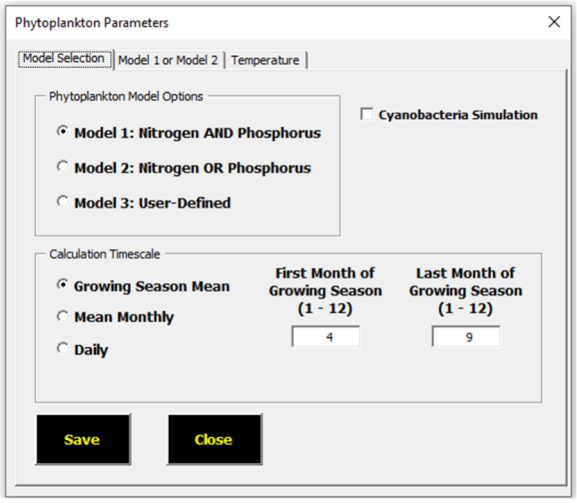
Phytoplankton Parameters
Model Selection
Model 1 or Model 2
Temperature
Phytoplankton Model Options
Model 1: Nitrogen AND Phosphorus
Model 2: Nitrogen OR Phosphorus
Model 3: User-Defined
Cyanobacteria Simulation
Calculation Timescale
Growing Season Mean
Mean Monthly
Daily
First Month of Growing Season (1 - 12)
4
Last Month of Growing Season (1 - 12)
9
Save
Close

Calibration Run

Date (MM/DD/YYY)	Flow (cfs)	P Load (lbs/d)	N Load (lbs/d)	fp P Load	fp N Load
1/1/2010	19.21	15.509	454.93	0.64	0.25
1/2/2010	18.13	14.637	429.34	0.64	0.25
1/3/2010	16.61	13.409	393.32	0.64	0.25
1/4/2010	15.55	12.553	368.21	0.64	0.25
1/5/2010	14.73	11.890	348.78	0.64	0.25
1/6/2010	14.15	11.422	335.04	0.64	0.25
1/7/2010	13.55	10.937	320.82	0.64	0.25
1/8/2010	13.27	10.711	314.19	0.64	0.25
1/9/2010	13.03	10.517	308.50	0.64	0.25
1/10/2010	12.79	10.323	302.81	0.64	0.25
1/11/2010	12.55	10.129	297.13	0.64	0.25
1/12/2010	12.33	9.952	291.91	0.64	0.25
1/13/2010	12.07	9.742	285.75	0.64	0.25
1/14/2010	11.81	9.532	279.59	0.64	0.25
1/15/2010	11.65	9.402	275.80	0.64	0.25
1/16/2010	11.43	9.225	270.59	0.64	0.25
1/17/2010	11.23	9.063	265.85	0.64	0.25
1/18/2010	11.09	8.950	262.53	0.64	0.25
1/19/2010	10.89	8.788	257.79	0.64	0.25
1/20/2010	10.75	8.675	254.48	0.64	0.25
1/21/2010	10.59	8.546	250.68	0.64	0.25
1/22/2010	10.43	8.417	246.89	0.64	0.25
1/23/2010	10.41	8.401	246.42	0.64	0.25
1/24/2010	11.69	9.435	276.75	0.64	0.25
1/25/2010	14.71	11.874	348.30	0.64	0.25
1/26/2010	15.15	12.229	358.73	0.64	0.25
1/27/2010	14.29	11.535	338.35	0.64	0.25
1/28/2010	13.53	10.921	320.35	0.64	0.25
1/29/2010	13.85	11.179	327.93	0.64	0.25
1/30/2010	13.83	11.163	327.45	0.64	0.25
1/31/2010	13.31	10.743	315.13	0.64	0.25
2/1/2010	13.25	10.695	313.71	0.64	0.25
2/2/2010	13.15	10.614	311.34	0.64	0.25
2/3/2010	12.93	10.436	306.13	0.64	0.25
2/4/2010	12.51	10.097	296.18	0.64	0.25
2/5/2010	12.19	9.838	288.60	0.64	0.25
2/6/2010	11.89	9.596	281.49	0.64	0.25
2/7/2010	11.43	9.225	270.59	0.64	0.25
2/8/2010	11.13	8.982	263.48	0.64	0.25
2/9/2010	10.77	8.691	254.95	0.64	0.25
2/10/2010	10.39	8.385	245.95	0.64	0.25
2/11/2010	10.03	8.094	237.42	0.64	0.25
2/12/2010	9.71	7.835	229.83	0.64	0.25
2/13/2010	9.43	7.609	223.20	0.64	0.25
2/14/2010	9.21	7.431	217.99	0.64	0.25
2/15/2010	9.35	7.544	221.30	0.64	0.25
2/16/2010	9.61	7.754	227.46	0.64	0.25
2/17/2010	9.65	7.787	228.41	0.64	0.25
2/18/2010	9.63	7.771	227.94	0.64	0.25
2/19/2010	9.53	7.690	225.57	0.64	0.25
2/20/2010	9.45	7.625	223.67	0.64	0.25
2/21/2010	9.35	7.544	221.30	0.64	0.25
2/22/2010	9.17	7.399	217.04	0.64	0.25
2/23/2010	9.05	7.302	214.20	0.64	0.25
2/24/2010	8.95	7.221	211.83	0.64	0.25
2/25/2010	8.97	7.238	212.30	0.64	0.25
2/26/2010	9.03	7.286	213.72	0.64	0.25
2/27/2010	8.73	7.044	206.61	0.64	0.25
2/28/2010	8.81	7.108	208.51	0.64	0.25
3/1/2010	8.81	7.108	208.51	0.64	0.25
3/2/2010	9.01	7.270	213.25	0.64	0.25
3/3/2010	8.79	7.092	208.04	0.64	0.25
3/4/2010	8.99	7.254	212.77	0.64	0.25
3/5/2010	9.19	7.415	217.51	0.64	0.25
3/6/2010	9.23	7.448	218.46	0.64	0.25
3/7/2010	9.55	7.706	226.04	0.64	0.25
3/8/2010	10.03	8.094	237.42	0.64	0.25
3/9/2010	11.01	8.885	260.64	0.64	0.25
3/10/2010	13.75	11.099	325.56	0.64	0.25
3/11/2010	18.09	14.604	428.39	0.64	0.25
3/12/2010	22.41	18.094	530.75	0.64	0.25
3/13/2010	24.22	19.548	573.40	0.64	0.25
3/14/2010	25.82	20.840	611.31	0.64	0.25
3/15/2010	27.02	21.809	639.74	0.64	0.25
3/16/2010	28.02	22.617	663.44	0.64	0.25
3/17/2010	28.22	22.779	668.18	0.64	0.25
3/18/2010	27.62	22.294	653.96	0.64	0.25
3/19/2010	27.02	21.809	639.74	0.64	0.25
3/20/2010	26.62	21.486	630.27	0.64	0.25
3/21/2010	26.02	21.002	616.05	0.64	0.25
3/22/2010	25.42	20.517	601.83	0.64	0.25
3/23/2010	24.62	19.871	582.88	0.64	0.25
3/24/2010	23.82	19.225	563.92	0.64	0.25
3/25/2010	23.02	18.578	544.97	0.64	0.25
3/26/2010	22.01	17.771	521.27	0.64	0.25
3/27/2010	20.61	16.640	488.10	0.64	0.25
3/28/2010	19.55	15.784	462.98	0.64	0.25
3/29/2010	18.51	14.944	438.34	0.64	0.25
3/30/2010	17.45	14.087	413.23	0.64	0.25
3/31/2010	16.57	13.376	392.38	0.64	0.25
4/1/2010	15.93	12.859	377.21	0.64	0.25
4/2/2010	15.37	12.407	363.94	0.64	0.25
4/3/2010	14.87	12.003	352.10	0.64	0.25
4/4/2010	14.41	11.632	341.20	0.64	0.25
4/5/2010	14.25	11.502	337.41	0.64	0.25
4/6/2010	16.25	13.118	384.79	0.64	0.25
4/7/2010	19.19	15.493	454.46	0.64	0.25
4/8/2010	20.81	16.801	492.84	0.64	0.25
4/9/2010	21.21	17.124	502.32	0.64	0.25
4/10/2010	21.41	17.286	507.06	0.64	0.25

4/11/2010	21.61	17.448	511.80	0.64	0.25
4/12/2010	22.21	17.932	526.01	0.64	0.25
4/13/2010	22.21	17.932	526.01	0.64	0.25
4/14/2010	21.81	17.609	516.53	0.64	0.25
4/15/2010	21.01	16.963	497.58	0.64	0.25
4/16/2010	20.21	16.317	478.62	0.64	0.25
4/17/2010	19.65	15.864	465.35	0.64	0.25
4/18/2010	18.91	15.267	447.82	0.64	0.25
4/19/2010	17.93	14.475	424.60	0.64	0.25
4/20/2010	16.91	13.651	400.43	0.64	0.25
4/21/2010	15.99	12.908	378.63	0.64	0.25
4/22/2010	15.45	12.472	365.84	0.64	0.25
4/23/2010	14.79	11.939	350.20	0.64	0.25
4/24/2010	14.51	11.712	343.57	0.64	0.25
4/25/2010	15.15	12.229	358.73	0.64	0.25
4/26/2010	15.65	12.633	370.58	0.64	0.25
4/27/2010	15.61	12.601	369.63	0.64	0.25
4/28/2010	15.67	12.649	371.05	0.64	0.25
4/29/2010	15.55	12.553	368.21	0.64	0.25
4/30/2010	15.31	12.359	362.52	0.64	0.25
5/1/2010	15.15	12.229	358.73	0.64	0.25
5/2/2010	14.87	12.003	352.10	0.64	0.25
5/3/2010	14.73	11.890	348.78	0.64	0.25
5/4/2010	14.51	11.712	343.57	0.64	0.25
5/5/2010	14.25	11.502	337.41	0.64	0.25
5/6/2010	13.83	11.163	327.45	0.64	0.25
5/7/2010	14.25	11.502	337.41	0.64	0.25
5/8/2010	13.99	11.292	331.25	0.64	0.25
5/9/2010	13.67	11.034	323.66	0.64	0.25
5/10/2010	13.29	10.727	314.66	0.64	0.25
5/11/2010	13.81	11.147	326.98	0.64	0.25
5/12/2010	14.51	11.712	343.57	0.64	0.25
5/13/2010	17.03	13.748	403.28	0.64	0.25
5/14/2010	19.43	15.687	460.14	0.64	0.25
5/15/2010	19.59	15.816	463.93	0.64	0.25
5/16/2010	20.41	16.478	483.36	0.64	0.25
5/17/2010	21.01	16.963	497.58	0.64	0.25
5/18/2010	21.21	17.124	502.32	0.64	0.25
5/19/2010	20.81	16.801	492.84	0.64	0.25
5/20/2010	20.21	16.317	478.62	0.64	0.25
5/21/2010	19.61	15.832	464.41	0.64	0.25
5/22/2010	18.59	15.008	440.24	0.64	0.25
5/23/2010	17.45	14.087	413.23	0.64	0.25
5/24/2010	16.27	13.134	385.27	0.64	0.25
5/25/2010	15.75	12.714	372.95	0.64	0.25
5/26/2010	15.43	12.456	365.36	0.64	0.25
5/27/2010	15.43	12.456	365.36	0.64	0.25
5/28/2010	15.29	12.343	362.05	0.64	0.25
5/29/2010	14.97	12.084	354.47	0.64	0.25
5/30/2010	14.11	11.389	334.09	0.64	0.25
5/31/2010	13.11	10.582	310.39	0.64	0.25
6/1/2010	12.47	10.065	295.23	0.64	0.25
6/2/2010	12.07	9.742	285.75	0.64	0.25
6/3/2010	11.85	9.564	280.54	0.64	0.25
6/4/2010	11.73	9.467	277.70	0.64	0.25
6/5/2010	11.81	9.532	279.59	0.64	0.25
6/6/2010	13.09	10.565	309.92	0.64	0.25
6/7/2010	13.35	10.775	316.08	0.64	0.25
6/8/2010	13.93	11.244	329.82	0.64	0.25
6/9/2010	14.59	11.777	345.46	0.64	0.25
6/10/2010	14.85	11.987	351.62	0.64	0.25
6/11/2010	15.15	12.229	358.73	0.64	0.25
6/12/2010	14.81	11.955	350.67	0.64	0.25
6/13/2010	14.55	11.745	344.51	0.64	0.25
6/14/2010	14.47	11.680	342.62	0.64	0.25
6/15/2010	14.41	11.632	341.20	0.64	0.25
6/16/2010	14.55	11.745	344.51	0.64	0.25
6/17/2010	14.75	11.906	349.25	0.64	0.25
6/18/2010	15.43	12.456	365.36	0.64	0.25
6/19/2010	16.11	13.005	381.48	0.64	0.25
6/20/2010	16.91	13.651	400.43	0.64	0.25
6/21/2010	17.13	13.829	405.64	0.64	0.25
6/22/2010	18.17	14.669	430.29	0.64	0.25
6/23/2010	18.87	15.234	446.87	0.64	0.25
6/24/2010	19.41	15.670	459.67	0.64	0.25
6/25/2010	19.93	16.091	471.99	0.64	0.25
6/26/2010	21.61	17.448	511.80	0.64	0.25
6/27/2010	22.61	18.255	535.49	0.64	0.25
6/28/2010	23.22	18.740	549.71	0.64	0.25
6/29/2010	23.22	18.740	549.71	0.64	0.25
6/30/2010	23.22	18.740	549.71	0.64	0.25
7/1/2010	23.02	18.578	544.97	0.64	0.25
7/2/2010	22.61	18.255	535.49	0.64	0.25
7/3/2010	21.81	17.609	516.53	0.64	0.25
7/4/2010	21.01	16.963	497.58	0.64	0.25
7/5/2010	20.21	16.317	478.62	0.64	0.25
7/6/2010	19.39	15.654	459.19	0.64	0.25
7/7/2010	18.37	14.830	435.03	0.64	0.25
7/8/2010	17.51	14.136	414.65	0.64	0.25
7/9/2010	16.81	13.570	398.06	0.64	0.25
7/10/2010	16.03	12.940	379.58	0.64	0.25
7/11/2010	15.27	12.326	361.57	0.64	0.25
7/12/2010	14.81	11.955	350.67	0.64	0.25
7/13/2010	14.55	11.745	344.51	0.64	0.25
7/14/2010	13.97	11.276	330.77	0.64	0.25
7/15/2010	13.47	10.872	318.92	0.64	0.25
7/16/2010	13.15	10.614	311.34	0.64	0.25
7/17/2010	12.97	10.469	307.08	0.64	0.25
7/18/2010	13.13	10.598	310.87	0.64	0.25
7/19/2010	13.13	10.598	310.87	0.64	0.25
7/20/2010	13.31	10.743	315.13	0.64	0.25
7/21/2010	13.35	10.775	316.08	0.64	0.25
7/22/2010	13.93	11.244	329.82	0.64	0.25
7/23/2010	17.47	14.103	413.70	0.64	0.25

7/24/2010	26.02	21.002	616.05	0.64	0.25
7/25/2010	30.42	24.556	720.30	0.64	0.25
7/26/2010	35.02	28.272	829.30	0.64	0.25
7/27/2010	42.63	34.410	1009.37	0.64	0.25
7/28/2010	47.23	38.126	1118.37	0.64	0.25
7/29/2010	48.23	38.934	1142.06	0.64	0.25
7/30/2010	46.43	37.480	1099.41	0.64	0.25
7/31/2010	44.63	36.026	1056.76	0.64	0.25
8/1/2010	41.43	33.441	980.94	0.64	0.25
8/2/2010	37.82	30.533	895.64	0.64	0.25
8/3/2010	35.22	28.433	834.04	0.64	0.25
8/4/2010	33.22	26.818	786.65	0.64	0.25
8/5/2010	31.22	25.202	739.26	0.64	0.25
8/6/2010	29.42	23.748	696.61	0.64	0.25
8/7/2010	27.82	22.456	658.70	0.64	0.25
8/8/2010	26.02	21.002	616.05	0.64	0.25
8/9/2010	25.22	20.355	597.09	0.64	0.25
8/10/2010	24.62	19.871	582.88	0.64	0.25
8/11/2010	23.82	19.225	563.92	0.64	0.25
8/12/2010	23.42	18.902	554.44	0.64	0.25
8/13/2010	23.62	19.063	559.18	0.64	0.25
8/14/2010	25.02	20.194	592.36	0.64	0.25
8/15/2010	24.62	19.871	582.88	0.64	0.25
8/16/2010	23.22	18.740	549.71	0.64	0.25
8/17/2010	22.82	18.417	540.23	0.64	0.25
8/18/2010	22.61	18.255	535.49	0.64	0.25
8/19/2010	22.21	17.932	526.01	0.64	0.25
8/20/2010	22.21	17.932	526.01	0.64	0.25
8/21/2010	21.21	17.124	502.32	0.64	0.25
8/22/2010	20.21	16.317	478.62	0.64	0.25
8/23/2010	19.03	15.364	450.66	0.64	0.25
8/24/2010	18.05	14.572	427.44	0.64	0.25
8/25/2010	16.87	13.619	399.48	0.64	0.25
8/26/2010	15.91	12.843	376.74	0.64	0.25
8/27/2010	15.09	12.181	357.31	0.64	0.25
8/28/2010	14.35	11.583	339.78	0.64	0.25
8/29/2010	13.79	11.131	326.51	0.64	0.25
8/30/2010	13.25	10.695	313.71	0.64	0.25
8/31/2010	12.69	10.242	300.44	0.64	0.25
9/1/2010	12.63	10.194	299.02	0.64	0.25
9/2/2010	12.61	10.178	298.55	0.64	0.25
9/3/2010	12.21	9.855	289.07	0.64	0.25
9/4/2010	11.97	9.661	283.38	0.64	0.25
9/5/2010	12.01	9.693	284.33	0.64	0.25
9/6/2010	11.99	9.677	283.86	0.64	0.25
9/7/2010	11.71	9.451	277.22	0.64	0.25
9/8/2010	11.41	9.208	270.11	0.64	0.25
9/9/2010	11.51	9.289	272.48	0.64	0.25
9/10/2010	11.53	9.305	272.96	0.64	0.25
9/11/2010	11.23	9.063	265.85	0.64	0.25
9/12/2010	10.81	8.724	255.90	0.64	0.25
9/13/2010	10.53	8.498	249.26	0.64	0.25
9/14/2010	10.37	8.368	245.47	0.64	0.25
9/15/2010	10.21	8.239	241.68	0.64	0.25
9/16/2010	10.31	8.320	244.05	0.64	0.25
9/17/2010	10.07	8.126	238.36	0.64	0.25
9/18/2010	9.99	8.061	236.47	0.64	0.25
9/19/2010	9.95	8.029	235.52	0.64	0.25
9/20/2010	9.97	8.045	235.99	0.64	0.25
9/21/2010	10.01	8.078	236.94	0.64	0.25
9/22/2010	10.11	8.158	239.31	0.64	0.25
9/23/2010	10.15	8.191	240.26	0.64	0.25
9/24/2010	9.57	7.722	226.52	0.64	0.25
9/25/2010	9.53	7.690	225.57	0.64	0.25
9/26/2010	9.77	7.884	231.26	0.64	0.25
9/27/2010	9.67	7.803	228.89	0.64	0.25
9/28/2010	9.45	7.625	223.67	0.64	0.25
9/29/2010	9.21	7.431	217.99	0.64	0.25
9/30/2010	8.97	7.238	212.30	0.64	0.25
10/1/2010	8.79	7.092	208.04	0.64	0.25
10/2/2010	8.59	6.931	203.30	0.64	0.25
10/3/2010	8.49	6.850	200.93	0.64	0.25
10/4/2010	8.13	6.559	192.40	0.64	0.25
10/5/2010	8.01	6.462	189.55	0.64	0.25
10/6/2010	7.91	6.381	187.18	0.64	0.25
10/7/2010	7.85	6.333	185.76	0.64	0.25
10/8/2010	7.81	6.301	184.81	0.64	0.25
10/9/2010	7.73	6.236	182.92	0.64	0.25
10/10/2010	7.69	6.204	181.97	0.64	0.25
10/11/2010	7.73	6.236	182.92	0.64	0.25
10/12/2010	7.50	6.058	177.71	0.64	0.25
10/13/2010	7.83	6.317	185.29	0.64	0.25
10/14/2010	7.22	5.832	171.07	0.64	0.25
10/15/2010	6.30	5.089	149.27	0.64	0.25
10/16/2010	6.30	5.089	149.27	0.64	0.25
10/17/2010	6.26	5.057	148.33	0.64	0.25
10/18/2010	6.44	5.202	152.59	0.64	0.25
10/19/2010	6.64	5.364	157.33	0.64	0.25
10/20/2010	7.24	5.848	171.55	0.64	0.25
10/21/2010	7.20	5.816	170.60	0.64	0.25
10/22/2010	7.44	6.010	176.28	0.64	0.25
10/23/2010	7.30	5.897	172.97	0.64	0.25
10/24/2010	8.21	6.624	194.29	0.64	0.25
10/25/2010	9.27	7.480	219.41	0.64	0.25
10/26/2010	10.41	8.401	246.42	0.64	0.25
10/27/2010	11.95	9.645	282.91	0.64	0.25
10/28/2010	12.13	9.790	287.17	0.64	0.25
10/29/2010	12.73	10.275	301.39	0.64	0.25
10/30/2010	12.65	10.210	299.49	0.64	0.25
10/31/2010	12.51	10.097	296.18	0.64	0.25
11/1/2010	11.99	9.677	283.86	0.64	0.25
11/2/2010	11.51	9.289	272.48	0.64	0.25
11/3/2010	10.95	8.837	259.21	0.64	0.25
11/4/2010	10.79	8.708	255.42	0.64	0.25

11/5/2010	10.71	8.643	253.53	0.64	0.25
11/6/2010	10.43	8.417	246.89	0.64	0.25
11/7/2010	10.15	8.191	240.26	0.64	0.25
11/8/2010	10.09	8.142	238.84	0.64	0.25
11/9/2010	9.95	8.029	235.52	0.64	0.25
11/10/2010	9.85	7.948	233.15	0.64	0.25
11/11/2010	9.71	7.835	229.83	0.64	0.25
11/12/2010	9.63	7.771	227.94	0.64	0.25
11/13/2010	9.57	7.722	226.52	0.64	0.25
11/14/2010	9.01	7.270	213.25	0.64	0.25
11/15/2010	8.97	7.238	212.30	0.64	0.25
11/16/2010	9.19	7.415	217.51	0.64	0.25
11/17/2010	9.19	7.415	217.51	0.64	0.25
11/18/2010	9.09	7.334	215.14	0.64	0.25
11/19/2010	8.91	7.189	210.88	0.64	0.25
11/20/2010	8.77	7.076	207.56	0.64	0.25
11/21/2010	8.83	7.124	208.98	0.64	0.25
11/22/2010	8.91	7.189	210.88	0.64	0.25
11/23/2010	8.87	7.157	209.93	0.64	0.25
11/24/2010	9.03	7.286	213.72	0.64	0.25
11/25/2010	9.27	7.480	219.41	0.64	0.25
11/26/2010	8.91	7.189	210.88	0.64	0.25
11/27/2010	8.69	7.011	205.67	0.64	0.25
11/28/2010	8.77	7.076	207.56	0.64	0.25
11/29/2010	8.91	7.189	210.88	0.64	0.25
11/30/2010	9.13	7.367	216.09	0.64	0.25
12/1/2010	8.83	7.124	208.98	0.64	0.25
12/2/2010	8.85	7.141	209.46	0.64	0.25
12/3/2010	8.67	6.995	205.19	0.64	0.25
12/4/2010	8.65	6.979	204.72	0.64	0.25
12/5/2010	8.63	6.963	204.24	0.64	0.25
12/6/2010	7.85	6.333	185.76	0.64	0.25
12/7/2010	7.34	5.929	173.92	0.64	0.25
12/8/2010	6.80	5.493	161.12	0.64	0.25
12/9/2010	7.20	5.816	170.60	0.64	0.25
12/10/2010	7.85	6.333	185.76	0.64	0.25
12/11/2010	8.41	6.785	199.03	0.64	0.25
12/12/2010	8.67	6.995	205.19	0.64	0.25
12/13/2010	8.33	6.721	197.14	0.64	0.25
12/14/2010	7.30	5.897	172.97	0.64	0.25
12/15/2010	7.00	5.654	165.86	0.64	0.25
12/16/2010	7.40	5.977	175.34	0.64	0.25
12/17/2010	8.01	6.462	189.55	0.64	0.25
12/18/2010	8.61	6.947	203.77	0.64	0.25
12/19/2010	9.01	7.270	213.25	0.64	0.25
12/20/2010	9.21	7.431	217.99	0.64	0.25
12/21/2010	9.61	7.754	227.46	0.64	0.25
12/22/2010	9.81	7.916	232.20	0.64	0.25
12/23/2010	9.81	7.916	232.20	0.64	0.25
12/24/2010	9.61	7.754	227.46	0.64	0.25
12/25/2010	9.41	7.593	222.73	0.64	0.25
12/26/2010	9.21	7.431	217.99	0.64	0.25
12/27/2010	9.01	7.270	213.25	0.64	0.25
12/28/2010	8.81	7.108	208.51	0.64	0.25
12/29/2010	8.61	6.947	203.77	0.64	0.25
12/30/2010	8.71	7.027	206.14	0.64	0.25
12/31/2010	9.01	7.270	213.25	0.64	0.25
1/1/2011	9.97	8.045	235.99	0.64	0.25
1/2/2011	9.85	7.948	233.15	0.64	0.25
1/3/2011	11.39	9.192	269.64	0.64	0.25
1/4/2011	12.17	9.822	288.12	0.64	0.25
1/5/2011	12.25	9.887	290.02	0.64	0.25
1/6/2011	11.63	9.386	275.33	0.64	0.25
1/7/2011	11.59	9.354	274.38	0.64	0.25
1/8/2011	11.01	8.885	260.64	0.64	0.25
1/9/2011	10.21	8.239	241.68	0.64	0.25
1/10/2011	9.81	7.916	232.20	0.64	0.25
1/11/2011	9.41	7.593	222.73	0.64	0.25
1/12/2011	9.01	7.270	213.25	0.64	0.25
1/13/2011	8.61	6.947	203.77	0.64	0.25
1/14/2011	8.21	6.624	194.29	0.64	0.25
1/15/2011	7.81	6.301	184.81	0.64	0.25
1/16/2011	7.61	6.139	180.08	0.64	0.25
1/17/2011	7.40	5.977	175.34	0.64	0.25
1/18/2011	7.20	5.816	170.60	0.64	0.25
1/19/2011	7.00	5.654	165.86	0.64	0.25
1/20/2011	6.80	5.493	161.12	0.64	0.25
1/21/2011	6.60	5.331	156.38	0.64	0.25
1/22/2011	6.60	5.331	156.38	0.64	0.25
1/23/2011	6.60	5.331	156.38	0.64	0.25
1/24/2011	6.80	5.493	161.12	0.64	0.25
1/25/2011	7.00	5.654	165.86	0.64	0.25
1/26/2011	7.00	5.654	165.86	0.64	0.25
1/27/2011	6.80	5.493	161.12	0.64	0.25
1/28/2011	6.80	5.493	161.12	0.64	0.25
1/29/2011	7.00	5.654	165.86	0.64	0.25
1/30/2011	7.00	5.654	165.86	0.64	0.25
1/31/2011	6.80	5.493	161.12	0.64	0.25
2/1/2011	6.40	5.170	151.64	0.64	0.25
2/2/2011	5.80	4.685	137.43	0.64	0.25
2/3/2011	6.00	4.847	142.17	0.64	0.25
2/4/2011	6.20	5.008	146.90	0.64	0.25
2/5/2011	6.40	5.170	151.64	0.64	0.25
2/6/2011	6.60	5.331	156.38	0.64	0.25
2/7/2011	6.40	5.170	151.64	0.64	0.25
2/8/2011	6.20	5.008	146.90	0.64	0.25
2/9/2011	6.00	4.847	142.17	0.64	0.25
2/10/2011	6.00	4.847	142.17	0.64	0.25
2/11/2011	6.20	5.008	146.90	0.64	0.25
2/12/2011	6.40	5.170	151.64	0.64	0.25
2/13/2011	6.80	5.493	161.12	0.64	0.25
2/14/2011	7.20	5.816	170.60	0.64	0.25
2/15/2011	7.85	6.333	185.76	0.64	0.25
2/16/2011	7.91	6.381	187.18	0.64	0.25

2/17/2011	8.71	7.027	206.14	0.64	0.25
2/18/2011	11.95	9.645	282.91	0.64	0.25
2/19/2011	13.49	10.889	319.40	0.64	0.25
2/20/2011	14.33	11.567	339.30	0.64	0.25
2/21/2011	17.85	14.410	422.70	0.64	0.25
2/22/2011	18.65	15.057	441.66	0.64	0.25
2/23/2011	18.85	15.218	446.40	0.64	0.25
2/24/2011	19.35	15.622	458.25	0.64	0.25
2/25/2011	19.35	15.622	458.25	0.64	0.25
2/26/2011	19.37	15.638	458.72	0.64	0.25
2/27/2011	19.19	15.493	454.46	0.64	0.25
2/28/2011	18.85	15.218	446.40	0.64	0.25
3/1/2011	18.63	15.040	441.19	0.64	0.25
3/2/2011	19.35	15.622	458.25	0.64	0.25
3/3/2011	19.01	15.347	450.19	0.64	0.25
3/4/2011	16.77	13.538	397.12	0.64	0.25
3/5/2011	18.15	14.653	429.81	0.64	0.25
3/6/2011	18.23	14.717	431.71	0.64	0.25
3/7/2011	17.65	14.249	417.97	0.64	0.25
3/8/2011	17.35	14.007	410.86	0.64	0.25
3/9/2011	17.59	14.200	416.54	0.64	0.25
3/10/2011	18.19	14.685	430.76	0.64	0.25
3/11/2011	18.07	14.588	427.92	0.64	0.25
3/12/2011	18.03	14.556	426.97	0.64	0.25
3/13/2011	17.83	14.394	422.23	0.64	0.25
3/14/2011	17.77	14.346	420.81	0.64	0.25
3/15/2011	17.67	14.265	418.44	0.64	0.25
3/16/2011	17.45	14.087	413.23	0.64	0.25
3/17/2011	17.41	14.055	412.28	0.64	0.25
3/18/2011	17.57	14.184	416.07	0.64	0.25
3/19/2011	17.67	14.265	418.44	0.64	0.25
3/20/2011	18.83	15.202	445.93	0.64	0.25
3/21/2011	21.81	17.609	516.53	0.64	0.25
3/22/2011	23.22	18.740	549.71	0.64	0.25
3/23/2011	25.02	20.194	592.36	0.64	0.25
3/24/2011	26.22	21.163	620.79	0.64	0.25
3/25/2011	26.62	21.486	630.27	0.64	0.25
3/26/2011	27.02	21.809	639.74	0.64	0.25
3/27/2011	27.42	22.133	649.22	0.64	0.25
3/28/2011	27.22	21.971	644.48	0.64	0.25
3/29/2011	26.82	21.648	635.00	0.64	0.25
3/30/2011	26.42	21.325	625.53	0.64	0.25
3/31/2011	25.62	20.679	606.57	0.64	0.25
4/1/2011	25.02	20.194	592.36	0.64	0.25
4/2/2011	24.42	19.709	578.14	0.64	0.25
4/3/2011	23.62	19.063	559.18	0.64	0.25
4/4/2011	23.42	18.902	554.44	0.64	0.25
4/5/2011	22.82	18.417	540.23	0.64	0.25
4/6/2011	22.61	18.255	535.49	0.64	0.25
4/7/2011	22.41	18.094	530.75	0.64	0.25
4/8/2011	22.41	18.094	530.75	0.64	0.25
4/9/2011	22.41	18.094	530.75	0.64	0.25
4/10/2011	22.01	17.771	521.27	0.64	0.25
4/11/2011	21.81	17.609	516.53	0.64	0.25
4/12/2011	21.61	17.448	511.80	0.64	0.25
4/13/2011	21.01	16.963	497.58	0.64	0.25
4/14/2011	20.81	16.801	492.84	0.64	0.25
4/15/2011	20.81	16.801	492.84	0.64	0.25
4/16/2011	20.81	16.801	492.84	0.64	0.25
4/17/2011	19.67	15.881	465.83	0.64	0.25
4/18/2011	19.75	15.945	467.72	0.64	0.25
4/19/2011	20.61	16.640	488.10	0.64	0.25
4/20/2011	22.61	18.255	535.49	0.64	0.25
4/21/2011	22.61	18.255	535.49	0.64	0.25
4/22/2011	23.02	18.578	544.97	0.64	0.25
4/23/2011	23.42	18.902	554.44	0.64	0.25
4/24/2011	23.42	18.902	554.44	0.64	0.25
4/25/2011	23.22	18.740	549.71	0.64	0.25
4/26/2011	23.82	19.225	563.92	0.64	0.25
4/27/2011	24.22	19.548	573.40	0.64	0.25
4/28/2011	24.22	19.548	573.40	0.64	0.25
4/29/2011	24.22	19.548	573.40	0.64	0.25
4/30/2011	24.22	19.548	573.40	0.64	0.25
5/1/2011	24.02	19.386	568.66	0.64	0.25
5/2/2011	23.42	18.902	554.44	0.64	0.25
5/3/2011	23.02	18.578	544.97	0.64	0.25
5/4/2011	22.41	18.094	530.75	0.64	0.25
5/5/2011	21.61	17.448	511.80	0.64	0.25
5/6/2011	21.01	16.963	497.58	0.64	0.25
5/7/2011	20.41	16.478	483.36	0.64	0.25
5/8/2011	20.01	16.155	473.88	0.64	0.25
5/9/2011	19.67	15.881	465.83	0.64	0.25
5/10/2011	19.33	15.606	457.77	0.64	0.25
5/11/2011	18.81	15.186	445.45	0.64	0.25
5/12/2011	18.51	14.944	438.34	0.64	0.25
5/13/2011	18.29	14.766	433.13	0.64	0.25
5/14/2011	18.59	15.008	440.24	0.64	0.25
5/15/2011	18.69	15.089	442.61	0.64	0.25
5/16/2011	18.19	14.685	430.76	0.64	0.25
5/17/2011	17.39	14.039	411.81	0.64	0.25
5/18/2011	16.71	13.490	395.69	0.64	0.25
5/19/2011	16.15	13.037	382.42	0.64	0.25
5/20/2011	15.61	12.601	369.63	0.64	0.25
5/21/2011	15.23	12.294	360.63	0.64	0.25
5/22/2011	14.97	12.084	354.47	0.64	0.25
5/23/2011	15.93	12.859	377.21	0.64	0.25
5/24/2011	15.85	12.795	375.32	0.64	0.25
5/25/2011	15.89	12.827	376.26	0.64	0.25
5/26/2011	16.57	13.376	392.38	0.64	0.25
5/27/2011	16.47	13.296	390.01	0.64	0.25
5/28/2011	15.91	12.843	376.74	0.64	0.25
5/29/2011	15.45	12.472	365.84	0.64	0.25
5/30/2011	15.29	12.343	362.05	0.64	0.25
5/31/2011	14.57	11.761	344.99	0.64	0.25

6/1/2011	13.95	11.260	330.30	0.64	0.25
6/2/2011	13.39	10.808	317.03	0.64	0.25
6/3/2011	12.87	10.388	304.71	0.64	0.25
6/4/2011	12.09	9.758	286.23	0.64	0.25
6/5/2011	11.53	9.305	272.96	0.64	0.25
6/6/2011	11.09	8.950	262.53	0.64	0.25
6/7/2011	10.69	8.627	253.05	0.64	0.25
6/8/2011	10.03	8.094	237.42	0.64	0.25
6/9/2011	11.35	9.160	268.69	0.64	0.25
6/10/2011	12.11	9.774	286.70	0.64	0.25
6/11/2011	12.41	10.016	293.81	0.64	0.25
6/12/2011	12.31	9.935	291.44	0.64	0.25
6/13/2011	12.19	9.838	288.60	0.64	0.25
6/14/2011	11.79	9.515	279.12	0.64	0.25
6/15/2011	12.09	9.758	286.23	0.64	0.25
6/16/2011	12.01	9.693	284.33	0.64	0.25
6/17/2011	11.25	9.079	266.32	0.64	0.25
6/18/2011	10.85	8.756	256.85	0.64	0.25
6/19/2011	10.79	8.708	255.42	0.64	0.25
6/20/2011	10.47	8.449	247.84	0.64	0.25
6/21/2011	10.61	8.562	251.16	0.64	0.25
6/22/2011	10.81	8.724	255.90	0.64	0.25
6/23/2011	10.69	8.627	253.05	0.64	0.25
6/24/2011	11.01	8.885	260.64	0.64	0.25
6/25/2011	10.77	8.691	254.95	0.64	0.25
6/26/2011	10.57	8.530	250.21	0.64	0.25
6/27/2011	10.19	8.223	241.21	0.64	0.25
6/28/2011	9.63	7.771	227.94	0.64	0.25
6/29/2011	9.85	7.948	233.15	0.64	0.25
6/30/2011	9.55	7.706	226.04	0.64	0.25
7/1/2011	9.21	7.431	217.99	0.64	0.25
7/2/2011	9.01	7.270	213.25	0.64	0.25
7/3/2011	8.93	7.205	211.35	0.64	0.25
7/4/2011	8.71	7.027	206.14	0.64	0.25
7/5/2011	8.37	6.753	198.08	0.64	0.25
7/6/2011	8.17	6.591	193.34	0.64	0.25
7/7/2011	8.07	6.511	190.98	0.64	0.25
7/8/2011	7.87	6.349	186.24	0.64	0.25
7/9/2011	7.50	6.058	177.71	0.64	0.25
7/10/2011	7.28	5.880	172.49	0.64	0.25
7/11/2011	7.50	6.058	177.71	0.64	0.25
7/12/2011	6.98	5.638	165.39	0.64	0.25
7/13/2011	7.67	6.187	181.50	0.64	0.25
7/14/2011	7.18	5.800	170.12	0.64	0.25
7/15/2011	6.68	5.396	158.28	0.64	0.25
7/16/2011	6.16	4.976	145.96	0.64	0.25
7/17/2011	6.02	4.863	142.64	0.64	0.25
7/18/2011	5.86	4.733	138.85	0.64	0.25
7/19/2011	5.78	4.669	136.95	0.64	0.25
7/20/2011	5.80	4.685	137.43	0.64	0.25
7/21/2011	5.54	4.475	131.27	0.64	0.25
7/22/2011	6.58	5.315	155.91	0.64	0.25
7/23/2011	7.36	5.945	174.39	0.64	0.25
7/24/2011	7.95	6.414	188.13	0.64	0.25
7/25/2011	8.07	6.511	190.98	0.64	0.25
7/26/2011	8.01	6.462	189.55	0.64	0.25
7/27/2011	7.73	6.236	182.92	0.64	0.25
7/28/2011	8.95	7.221	211.83	0.64	0.25
7/29/2011	11.69	9.435	276.75	0.64	0.25
7/30/2011	12.21	9.855	289.07	0.64	0.25
7/31/2011	12.45	10.049	294.76	0.64	0.25
8/1/2011	12.87	10.388	304.71	0.64	0.25
8/2/2011	13.53	10.921	320.35	0.64	0.25
8/3/2011	14.21	11.470	336.46	0.64	0.25
8/4/2011	14.67	11.842	347.36	0.64	0.25
8/5/2011	12.89	10.404	305.18	0.64	0.25
8/6/2011	10.95	8.837	259.21	0.64	0.25
8/7/2011	8.51	6.866	201.40	0.64	0.25
8/8/2011	7.22	5.832	171.07	0.64	0.25
8/9/2011	7.12	5.751	168.70	0.64	0.25
8/10/2011	7.18	5.800	170.12	0.64	0.25
8/11/2011	7.12	5.751	168.70	0.64	0.25
8/12/2011	6.52	5.267	154.49	0.64	0.25
8/13/2011	6.86	5.541	162.54	0.64	0.25
8/14/2011	7.28	5.880	172.49	0.64	0.25
8/15/2011	6.76	5.460	160.17	0.64	0.25
8/16/2011	6.44	5.202	152.59	0.64	0.25
8/17/2011	6.18	4.992	146.43	0.64	0.25
8/18/2011	6.06	4.895	143.59	0.64	0.25
8/19/2011	5.96	4.814	141.22	0.64	0.25
8/20/2011	6.08	4.911	144.06	0.64	0.25
8/21/2011	5.98	4.830	141.69	0.64	0.25
8/22/2011	5.82	4.701	137.90	0.64	0.25
8/23/2011	6.26	5.057	148.33	0.64	0.25
8/24/2011	6.46	5.218	153.06	0.64	0.25
8/25/2011	6.60	5.331	156.38	0.64	0.25
8/26/2011	6.44	5.202	152.59	0.64	0.25
8/27/2011	6.14	4.960	145.48	0.64	0.25
8/28/2011	5.94	4.798	140.74	0.64	0.25
8/29/2011	5.72	4.620	135.53	0.64	0.25
8/30/2011	5.20	4.200	123.21	0.64	0.25
8/31/2011	5.58	4.507	132.21	0.64	0.25
9/1/2011	5.50	4.443	130.32	0.64	0.25
9/2/2011	5.20	4.200	123.21	0.64	0.25
9/3/2011	5.64	4.556	133.64	0.64	0.25
9/4/2011	5.90	4.766	139.80	0.64	0.25
9/5/2011	6.06	4.895	143.59	0.64	0.25
9/6/2011	6.02	4.863	142.64	0.64	0.25
9/7/2011	5.78	4.669	136.95	0.64	0.25
9/8/2011	5.70	4.604	135.06	0.64	0.25
9/9/2011	5.66	4.572	134.11	0.64	0.25
9/10/2011	5.24	4.233	124.16	0.64	0.25
9/11/2011	4.76	3.845	112.78	0.64	0.25
9/12/2011	5.32	4.297	126.05	0.64	0.25

9/13/2011	4.72	3.813	111.84	0.64	0.25
9/14/2011	5.04	4.071	119.42	0.64	0.25
9/15/2011	4.90	3.958	116.10	0.64	0.25
9/16/2011	4.80	3.877	113.73	0.64	0.25
9/17/2011	4.68	3.780	110.89	0.64	0.25
9/18/2011	4.54	3.667	107.57	0.64	0.25
9/19/2011	4.86	3.926	115.15	0.64	0.25
9/20/2011	4.80	3.877	113.73	0.64	0.25
9/21/2011	4.64	3.748	109.94	0.64	0.25
9/22/2011	4.10	3.312	97.15	0.64	0.25
9/23/2011	4.42	3.570	104.73	0.64	0.25
9/24/2011	4.26	3.441	100.94	0.64	0.25
9/25/2011	4.48	3.619	106.15	0.64	0.25
9/26/2011	5.48	4.427	129.84	0.64	0.25
9/27/2011	6.68	5.396	158.28	0.64	0.25
9/28/2011	7.20	5.816	170.60	0.64	0.25
9/29/2011	7.00	5.654	165.86	0.64	0.25
9/30/2011	6.72	5.428	159.23	0.64	0.25
10/1/2011	7.26	5.864	172.02	0.64	0.25
10/2/2011	7.02	5.670	166.33	0.64	0.25
10/3/2011	6.72	5.428	159.23	0.64	0.25
10/4/2011	6.80	5.493	161.12	0.64	0.25
10/5/2011	6.30	5.089	149.27	0.64	0.25
10/6/2011	5.98	4.830	141.69	0.64	0.25
10/7/2011	5.70	4.604	135.06	0.64	0.25
10/8/2011	5.00	4.039	118.47	0.64	0.25
10/9/2011	4.94	3.990	117.05	0.64	0.25
10/10/2011	5.16	4.168	122.26	0.64	0.25
10/11/2011	5.42	4.378	128.42	0.64	0.25
10/12/2011	5.38	4.346	127.47	0.64	0.25
10/13/2011	5.84	4.717	138.37	0.64	0.25
10/14/2011	6.26	5.057	148.33	0.64	0.25
10/15/2011	6.12	4.943	145.01	0.64	0.25
10/16/2011	5.82	4.701	137.90	0.64	0.25
10/17/2011	6.20	5.008	146.90	0.64	0.25
10/18/2011	6.14	4.960	145.48	0.64	0.25
10/19/2011	6.74	5.444	159.70	0.64	0.25
10/20/2011	6.98	5.638	165.39	0.64	0.25
10/21/2011	6.60	5.331	156.38	0.64	0.25
10/22/2011	7.30	5.897	172.97	0.64	0.25
10/23/2011	6.96	5.622	164.91	0.64	0.25
10/24/2011	6.72	5.428	159.23	0.64	0.25
10/25/2011	6.30	5.089	149.27	0.64	0.25
10/26/2011	6.50	5.250	154.01	0.64	0.25
10/27/2011	6.42	5.186	152.12	0.64	0.25
10/28/2011	6.44	5.202	152.59	0.64	0.25
10/29/2011	6.30	5.089	149.27	0.64	0.25
10/30/2011	5.86	4.733	138.85	0.64	0.25
10/31/2011	6.02	4.863	142.64	0.64	0.25
11/1/2011	5.88	4.750	139.32	0.64	0.25
11/2/2011	5.68	4.588	134.58	0.64	0.25
11/3/2011	6.50	5.250	154.01	0.64	0.25
11/4/2011	7.00	5.654	165.86	0.64	0.25
11/5/2011	7.00	5.654	165.86	0.64	0.25
11/6/2011	7.04	5.687	166.81	0.64	0.25
11/7/2011	6.96	5.622	164.91	0.64	0.25
11/8/2011	7.14	5.767	169.18	0.64	0.25
11/9/2011	9.51	7.674	225.10	0.64	0.25
11/10/2011	11.87	9.580	281.01	0.64	0.25
11/11/2011	12.01	9.693	284.33	0.64	0.25
11/12/2011	12.13	9.790	287.17	0.64	0.25
11/13/2011	12.21	9.855	289.07	0.64	0.25
11/14/2011	12.23	9.871	289.54	0.64	0.25
11/15/2011	12.09	9.758	286.23	0.64	0.25
11/16/2011	11.15	8.998	263.95	0.64	0.25
11/17/2011	10.33	8.336	244.52	0.64	0.25
11/18/2011	9.77	7.884	231.26	0.64	0.25
11/19/2011	9.41	7.593	222.73	0.64	0.25
11/20/2011	9.33	7.528	220.83	0.64	0.25
11/21/2011	9.23	7.448	218.46	0.64	0.25
11/22/2011	8.81	7.108	208.51	0.64	0.25
11/23/2011	8.47	6.834	200.45	0.64	0.25
11/24/2011	8.17	6.591	193.34	0.64	0.25
11/25/2011	7.99	6.446	189.08	0.64	0.25
11/26/2011	8.07	6.511	190.98	0.64	0.25
11/27/2011	8.35	6.737	197.61	0.64	0.25
11/28/2011	8.37	6.753	198.08	0.64	0.25
11/29/2011	8.33	6.721	197.14	0.64	0.25
11/30/2011	8.23	6.640	194.77	0.64	0.25
12/1/2011	7.93	6.397	187.66	0.64	0.25
12/2/2011	7.91	6.381	187.18	0.64	0.25
12/3/2011	8.05	6.494	190.50	0.64	0.25
12/4/2011	8.91	7.189	210.88	0.64	0.25
12/5/2011	9.83	7.932	232.68	0.64	0.25
12/6/2011	10.39	8.385	245.95	0.64	0.25
12/7/2011	10.39	8.385	245.95	0.64	0.25
12/8/2011	10.21	8.239	241.68	0.64	0.25
12/9/2011	9.79	7.900	231.73	0.64	0.25
12/10/2011	8.95	7.221	211.83	0.64	0.25
12/11/2011	8.43	6.801	199.51	0.64	0.25
12/12/2011	8.31	6.704	196.66	0.64	0.25
12/13/2011	8.45	6.817	199.98	0.64	0.25
12/14/2011	8.97	7.238	212.30	0.64	0.25
12/15/2011	9.77	7.884	231.26	0.64	0.25
12/16/2011	10.23	8.255	242.15	0.64	0.25
12/17/2011	10.65	8.595	252.11	0.64	0.25
12/18/2011	10.53	8.498	249.26	0.64	0.25
12/19/2011	10.25	8.271	242.63	0.64	0.25
12/20/2011	10.03	8.094	237.42	0.64	0.25
12/21/2011	9.75	7.868	230.78	0.64	0.25
12/22/2011	9.55	7.706	226.04	0.64	0.25
12/23/2011	9.33	7.528	220.83	0.64	0.25
12/24/2011	9.35	7.544	221.30	0.64	0.25
12/25/2011	9.03	7.286	213.72	0.64	0.25

12/26/2011	8.93	7.205	211.35	0.64	0.25
12/27/2011	8.63	6.963	204.24	0.64	0.25
12/28/2011	8.59	6.931	203.30	0.64	0.25
12/29/2011	8.41	6.785	199.03	0.64	0.25
12/30/2011	8.55	6.898	202.35	0.64	0.25
12/31/2011	8.71	7.027	206.14	0.64	0.25
1/1/2012	8.83	7.124	208.98	0.64	0.25
1/2/2012	8.37	6.753	198.08	0.64	0.25
1/3/2012	7.04	5.687	166.81	0.64	0.25
1/4/2012	7.46	6.026	176.76	0.64	0.25
1/5/2012	7.65	6.171	181.02	0.64	0.25
1/6/2012	7.97	6.430	188.61	0.64	0.25
1/7/2012	7.91	6.381	187.18	0.64	0.25
1/8/2012	7.87	6.349	186.24	0.64	0.25
1/9/2012	7.71	6.220	182.45	0.64	0.25
1/10/2012	7.54	6.090	178.65	0.64	0.25
1/11/2012	7.42	5.994	175.81	0.64	0.25
1/12/2012	7.26	5.864	172.02	0.64	0.25
1/13/2012	6.98	5.638	165.39	0.64	0.25
1/14/2012	6.62	5.347	156.86	0.64	0.25
1/15/2012	6.32	5.105	149.75	0.64	0.25
1/16/2012	6.74	5.444	159.70	0.64	0.25
1/17/2012	7.16	5.784	169.65	0.64	0.25
1/18/2012	6.34	5.121	150.22	0.64	0.25
1/19/2012	5.76	4.653	136.48	0.64	0.25
1/20/2012	5.26	4.249	124.63	0.64	0.25
1/21/2012	5.76	4.653	136.48	0.64	0.25
1/22/2012	7.14	5.767	169.18	0.64	0.25
1/23/2012	7.77	6.268	183.87	0.64	0.25
1/24/2012	7.48	6.042	177.23	0.64	0.25
1/25/2012	7.32	5.913	173.44	0.64	0.25
1/26/2012	7.28	5.880	172.49	0.64	0.25
1/27/2012	7.20	5.816	170.60	0.64	0.25
1/28/2012	6.98	5.638	165.39	0.64	0.25
1/29/2012	6.82	5.509	161.59	0.64	0.25
1/30/2012	6.68	5.396	158.28	0.64	0.25
1/31/2012	6.78	5.477	160.65	0.64	0.25
2/1/2012	7.38	5.961	174.86	0.64	0.25
2/2/2012	7.75	6.252	183.39	0.64	0.25
2/3/2012	7.97	6.430	188.61	0.64	0.25
2/4/2012	7.99	6.446	189.08	0.64	0.25
2/5/2012	7.93	6.397	187.66	0.64	0.25
2/6/2012	7.79	6.284	184.34	0.64	0.25
2/7/2012	7.75	6.252	183.39	0.64	0.25
2/8/2012	7.69	6.204	181.97	0.64	0.25
2/9/2012	7.52	6.074	178.18	0.64	0.25
2/10/2012	7.44	6.010	176.28	0.64	0.25
2/11/2012	7.00	5.654	165.86	0.64	0.25
2/12/2012	6.46	5.218	153.06	0.64	0.25
2/13/2012	6.50	5.250	154.01	0.64	0.25
2/14/2012	6.98	5.638	165.39	0.64	0.25
2/15/2012	7.18	5.800	170.12	0.64	0.25
2/16/2012	7.32	5.913	173.44	0.64	0.25
2/17/2012	7.18	5.800	170.12	0.64	0.25
2/18/2012	7.10	5.735	168.23	0.64	0.25
2/19/2012	7.00	5.654	165.86	0.64	0.25
2/20/2012	6.90	5.574	163.49	0.64	0.25
2/21/2012	6.88	5.557	163.02	0.64	0.25
2/22/2012	6.76	5.460	160.17	0.64	0.25
2/23/2012	6.86	5.541	162.54	0.64	0.25
2/24/2012	7.02	5.670	166.33	0.64	0.25
2/25/2012	6.84	5.525	162.07	0.64	0.25
2/26/2012	6.74	5.444	159.70	0.64	0.25
2/27/2012	6.72	5.428	159.23	0.64	0.25
2/28/2012	6.74	5.444	159.70	0.64	0.25
2/29/2012	7.16	5.784	169.65	0.64	0.25
3/1/2012	8.03	6.478	190.03	0.64	0.25
3/2/2012	8.95	7.221	211.83	0.64	0.25
3/3/2012	9.71	7.835	229.83	0.64	0.25
3/4/2012	10.05	8.110	237.89	0.64	0.25
3/5/2012	9.97	8.045	235.99	0.64	0.25
3/6/2012	9.63	7.771	227.94	0.64	0.25
3/7/2012	9.61	7.754	227.46	0.64	0.25
3/8/2012	10.23	8.255	242.15	0.64	0.25
3/9/2012	11.39	9.192	269.64	0.64	0.25
3/10/2012	11.97	9.661	283.38	0.64	0.25
3/11/2012	12.17	9.822	288.12	0.64	0.25
3/12/2012	13.01	10.501	308.02	0.64	0.25
3/13/2012	13.05	10.533	308.97	0.64	0.25
3/14/2012	13.29	10.727	314.66	0.64	0.25
3/15/2012	13.09	10.565	309.92	0.64	0.25
3/16/2012	12.75	10.291	301.86	0.64	0.25
3/17/2012	12.43	10.032	294.28	0.64	0.25
3/18/2012	12.09	9.758	286.23	0.64	0.25
3/19/2012	11.97	9.661	283.38	0.64	0.25
3/20/2012	11.91	9.612	281.96	0.64	0.25
3/21/2012	11.97	9.661	283.38	0.64	0.25
3/22/2012	12.09	9.758	286.23	0.64	0.25
3/23/2012	12.27	9.903	290.49	0.64	0.25
3/24/2012	12.31	9.935	291.44	0.64	0.25
3/25/2012	12.01	9.693	284.33	0.64	0.25
3/26/2012	11.79	9.515	279.12	0.64	0.25
3/27/2012	11.33	9.144	268.22	0.64	0.25
3/28/2012	10.67	8.611	252.58	0.64	0.25
3/29/2012	10.79	8.708	255.42	0.64	0.25
3/30/2012	10.91	8.805	258.27	0.64	0.25
3/31/2012	10.79	8.708	255.42	0.64	0.25
4/1/2012	10.69	8.627	253.05	0.64	0.25
4/2/2012	10.99	8.869	260.16	0.64	0.25
4/3/2012	11.05	8.918	261.58	0.64	0.25
4/4/2012	10.91	8.805	258.27	0.64	0.25
4/5/2012	10.61	8.562	251.16	0.64	0.25
4/6/2012	10.25	8.271	242.63	0.64	0.25
4/7/2012	9.71	7.835	229.83	0.64	0.25

4/8/2012	9.27	7.480	219.41	0.64	0.25
4/9/2012	9.01	7.270	213.25	0.64	0.25
4/10/2012	8.71	7.027	206.14	0.64	0.25
4/11/2012	8.57	6.914	202.82	0.64	0.25
4/12/2012	8.39	6.769	198.56	0.64	0.25
4/13/2012	8.15	6.575	192.87	0.64	0.25
4/14/2012	7.99	6.446	189.08	0.64	0.25
4/15/2012	8.51	6.866	201.40	0.64	0.25
4/16/2012	9.87	7.964	233.62	0.64	0.25
4/17/2012	10.21	8.239	241.68	0.64	0.25
4/18/2012	10.13	8.175	239.79	0.64	0.25
4/19/2012	9.75	7.868	230.78	0.64	0.25
4/20/2012	9.87	7.964	233.62	0.64	0.25
4/21/2012	9.61	7.754	227.46	0.64	0.25
4/22/2012	9.21	7.431	217.99	0.64	0.25
4/23/2012	9.17	7.399	217.04	0.64	0.25
4/24/2012	8.99	7.254	212.77	0.64	0.25
4/25/2012	8.87	7.157	209.93	0.64	0.25
4/26/2012	8.81	7.108	208.51	0.64	0.25
4/27/2012	8.63	6.963	204.24	0.64	0.25
4/28/2012	8.67	6.995	205.19	0.64	0.25
4/29/2012	8.69	7.011	205.67	0.64	0.25
4/30/2012	8.73	7.044	206.61	0.64	0.25
5/1/2012	8.63	6.963	204.24	0.64	0.25
5/2/2012	8.67	6.995	205.19	0.64	0.25
5/3/2012	8.69	7.011	205.67	0.64	0.25
5/4/2012	8.89	7.173	210.40	0.64	0.25
5/5/2012	9.15	7.383	216.57	0.64	0.25
5/6/2012	9.37	7.561	221.78	0.64	0.25
5/7/2012	9.95	8.029	235.52	0.64	0.25
5/8/2012	10.47	8.449	247.84	0.64	0.25
5/9/2012	11.27	9.095	266.80	0.64	0.25
5/10/2012	11.75	9.483	278.17	0.64	0.25
5/11/2012	11.83	9.548	280.07	0.64	0.25
5/12/2012	11.63	9.386	275.33	0.64	0.25
5/13/2012	11.51	9.289	272.48	0.64	0.25
5/14/2012	11.17	9.015	264.43	0.64	0.25
5/15/2012	10.85	8.756	256.85	0.64	0.25
5/16/2012	10.45	8.433	247.37	0.64	0.25
5/17/2012	10.45	8.433	247.37	0.64	0.25
5/18/2012	9.99	8.061	236.47	0.64	0.25
5/19/2012	9.55	7.706	226.04	0.64	0.25
5/20/2012	9.15	7.383	216.57	0.64	0.25
5/21/2012	8.75	7.060	207.09	0.64	0.25
5/22/2012	8.59	6.931	203.30	0.64	0.25
5/23/2012	8.25	6.656	195.24	0.64	0.25
5/24/2012	7.79	6.284	184.34	0.64	0.25
5/25/2012	7.44	6.010	176.28	0.64	0.25
5/26/2012	7.63	6.155	180.55	0.64	0.25
5/27/2012	7.79	6.284	184.34	0.64	0.25
5/28/2012	7.52	6.074	178.18	0.64	0.25
5/29/2012	7.44	6.010	176.28	0.64	0.25
5/30/2012	7.36	5.945	174.39	0.64	0.25
5/31/2012	7.56	6.107	179.13	0.64	0.25
6/1/2012	7.40	5.977	175.34	0.64	0.25
6/2/2012	7.24	5.848	171.55	0.64	0.25
6/3/2012	6.78	5.477	160.65	0.64	0.25
6/4/2012	6.66	5.380	157.80	0.64	0.25
6/5/2012	6.52	5.267	154.49	0.64	0.25
6/6/2012	6.18	4.992	146.43	0.64	0.25
6/7/2012	5.86	4.733	138.85	0.64	0.25
6/8/2012	5.68	4.588	134.58	0.64	0.25
6/9/2012	4.62	3.732	109.47	0.64	0.25
6/10/2012	4.14	3.344	98.09	0.64	0.25
6/11/2012	3.84	3.102	90.99	0.64	0.25
6/12/2012	4.20	3.393	99.52	0.64	0.25
6/13/2012	4.14	3.344	98.09	0.64	0.25
6/14/2012	3.88	3.134	91.93	0.64	0.25
6/15/2012	4.06	3.279	96.20	0.64	0.25
6/16/2012	3.94	3.183	93.36	0.64	0.25
6/17/2012	3.90	3.150	92.41	0.64	0.25
6/18/2012	3.70	2.989	87.67	0.64	0.25
6/19/2012	3.50	2.827	82.93	0.64	0.25
6/20/2012	3.58	2.892	84.83	0.64	0.25
6/21/2012	3.50	2.827	82.93	0.64	0.25
6/22/2012	3.50	2.827	82.93	0.64	0.25
6/23/2012	3.52	2.843	83.40	0.64	0.25
6/24/2012	3.60	2.908	85.30	0.64	0.25
6/25/2012	3.52	2.843	83.40	0.64	0.25
6/26/2012	3.50	2.827	82.93	0.64	0.25
6/27/2012	3.34	2.698	79.14	0.64	0.25
6/28/2012	3.22	2.601	76.30	0.64	0.25
6/29/2012	3.18	2.569	75.35	0.64	0.25
6/30/2012	3.22	2.601	76.30	0.64	0.25
7/1/2012	3.32	2.682	78.66	0.64	0.25
7/2/2012	3.12	2.520	73.93	0.64	0.25
7/3/2012	3.04	2.456	72.03	0.64	0.25
7/4/2012	3.22	2.601	76.30	0.64	0.25
7/5/2012	2.86	2.310	67.77	0.64	0.25
7/6/2012	3.12	2.520	73.93	0.64	0.25
7/7/2012	3.18	2.569	75.35	0.64	0.25
7/8/2012	2.96	2.391	70.13	0.64	0.25
7/9/2012	2.66	2.149	63.03	0.64	0.25
7/10/2012	2.94	2.375	69.66	0.64	0.25
7/11/2012	2.90	2.342	68.71	0.64	0.25
7/12/2012	2.90	2.342	68.71	0.64	0.25
7/13/2012	2.68	2.165	63.50	0.64	0.25
7/14/2012	3.00	2.423	71.08	0.64	0.25
7/15/2012	2.76	2.229	65.40	0.64	0.25
7/16/2012	2.76	2.229	65.40	0.64	0.25
7/17/2012	2.82	2.278	66.82	0.64	0.25
7/18/2012	2.64	2.132	62.55	0.64	0.25
7/19/2012	3.48	2.811	82.46	0.64	0.25
7/20/2012	3.32	2.682	78.66	0.64	0.25

7/21/2012	3.16	2.553	74.87	0.64	0.25
7/22/2012	2.90	2.342	68.71	0.64	0.25
7/23/2012	3.14	2.536	74.40	0.64	0.25
7/24/2012	3.32	2.682	78.66	0.64	0.25
7/25/2012	3.24	2.617	76.77	0.64	0.25
7/26/2012	3.22	2.601	76.30	0.64	0.25
7/27/2012	3.32	2.682	78.66	0.64	0.25
7/28/2012	3.36	2.714	79.61	0.64	0.25
7/29/2012	3.32	2.682	78.66	0.64	0.25
7/30/2012	3.26	2.633	77.24	0.64	0.25
7/31/2012	3.30	2.666	78.19	0.64	0.25
8/1/2012	3.30	2.666	78.19	0.64	0.25
8/2/2012	3.24	2.617	76.77	0.64	0.25
8/3/2012	3.24	2.617	76.77	0.64	0.25
8/4/2012	3.24	2.617	76.77	0.64	0.25
8/5/2012	3.22	2.601	76.30	0.64	0.25
8/6/2012	3.22	2.601	76.30	0.64	0.25
8/7/2012	3.16	2.553	74.87	0.64	0.25
8/8/2012	3.12	2.520	73.93	0.64	0.25
8/9/2012	3.26	2.633	77.24	0.64	0.25
8/10/2012	3.30	2.666	78.19	0.64	0.25
8/11/2012	3.26	2.633	77.24	0.64	0.25
8/12/2012	3.20	2.585	75.82	0.64	0.25
8/13/2012	3.10	2.504	73.45	0.64	0.25
8/14/2012	3.14	2.536	74.40	0.64	0.25
8/15/2012	3.10	2.504	73.45	0.64	0.25
8/16/2012	3.34	2.698	79.14	0.64	0.25
8/17/2012	3.24	2.617	76.77	0.64	0.25
8/18/2012	3.30	2.666	78.19	0.64	0.25
8/19/2012	3.28	2.649	77.72	0.64	0.25
8/20/2012	3.24	2.617	76.77	0.64	0.25
8/21/2012	3.24	2.617	76.77	0.64	0.25
8/22/2012	3.16	2.553	74.87	0.64	0.25
8/23/2012	3.10	2.504	73.45	0.64	0.25
8/24/2012	2.98	2.407	70.61	0.64	0.25
8/25/2012	2.90	2.342	68.71	0.64	0.25
8/26/2012	2.98	2.407	70.61	0.64	0.25
8/27/2012	2.90	2.342	68.71	0.64	0.25
8/28/2012	2.94	2.375	69.66	0.64	0.25
8/29/2012	2.92	2.359	69.19	0.64	0.25
8/30/2012	2.80	2.262	66.34	0.64	0.25
8/31/2012	2.72	2.197	64.45	0.64	0.25
9/1/2012	2.78	2.246	65.87	0.64	0.25
9/2/2012	2.82	2.278	66.82	0.64	0.25
9/3/2012	2.98	2.407	70.61	0.64	0.25
9/4/2012	2.68	2.165	63.50	0.64	0.25
9/5/2012	2.78	2.246	65.87	0.64	0.25
9/6/2012	2.98	2.407	70.61	0.64	0.25
9/7/2012	2.80	2.262	66.34	0.64	0.25
9/8/2012	3.02	2.439	71.56	0.64	0.25
9/9/2012	3.02	2.439	71.56	0.64	0.25
9/10/2012	2.82	2.278	66.82	0.64	0.25
9/11/2012	2.84	2.294	67.29	0.64	0.25
9/12/2012	2.78	2.246	65.87	0.64	0.25
9/13/2012	2.70	2.181	63.97	0.64	0.25
9/14/2012	2.72	2.197	64.45	0.64	0.25
9/15/2012	2.78	2.246	65.87	0.64	0.25
9/16/2012	2.78	2.246	65.87	0.64	0.25
9/17/2012	2.72	2.197	64.45	0.64	0.25
9/18/2012	2.66	2.149	63.03	0.64	0.25
9/19/2012	2.90	2.342	68.71	0.64	0.25
9/20/2012	2.44	1.971	57.81	0.64	0.25
9/21/2012	2.66	2.149	63.03	0.64	0.25
9/22/2012	3.06	2.472	72.50	0.64	0.25
9/23/2012	2.90	2.342	68.71	0.64	0.25
9/24/2012	2.64	2.132	62.55	0.64	0.25
9/25/2012	2.62	2.116	62.08	0.64	0.25
9/26/2012	2.94	2.375	69.66	0.64	0.25
9/27/2012	3.02	2.439	71.56	0.64	0.25
9/28/2012	2.72	2.197	64.45	0.64	0.25
9/29/2012	2.64	2.132	62.55	0.64	0.25
9/30/2012	2.84	2.294	67.29	0.64	0.25
10/1/2012	2.92	2.359	69.19	0.64	0.25
10/2/2012	2.68	2.165	63.50	0.64	0.25
10/3/2012	2.74	2.213	64.92	0.64	0.25
10/4/2012	2.88	2.326	68.24	0.64	0.25
10/5/2012	2.60	2.100	61.60	0.64	0.25
10/6/2012	2.56	2.068	60.66	0.64	0.25
10/7/2012	2.78	2.246	65.87	0.64	0.25
10/8/2012	2.60	2.100	61.60	0.64	0.25
10/9/2012	2.44	1.971	57.81	0.64	0.25
10/10/2012	2.90	2.342	68.71	0.64	0.25
10/11/2012	2.72	2.197	64.45	0.64	0.25
10/12/2012	2.58	2.084	61.13	0.64	0.25
10/13/2012	3.12	2.520	73.93	0.64	0.25
10/14/2012	3.28	2.649	77.72	0.64	0.25
10/15/2012	3.40	2.746	80.56	0.64	0.25
10/16/2012	3.46	2.795	81.98	0.64	0.25
10/17/2012	3.54	2.859	83.88	0.64	0.25
10/18/2012	3.72	3.005	88.14	0.64	0.25
10/19/2012	3.92	3.166	92.88	0.64	0.25
10/20/2012	4.20	3.393	99.52	0.64	0.25
10/21/2012	4.06	3.279	96.20	0.64	0.25
10/22/2012	4.36	3.522	103.31	0.64	0.25
10/23/2012	5.46	4.410	129.37	0.64	0.25
10/24/2012	5.96	4.814	141.22	0.64	0.25
10/25/2012	5.70	4.604	135.06	0.64	0.25
10/26/2012	5.46	4.410	129.37	0.64	0.25
10/27/2012	5.40	4.362	127.95	0.64	0.25
10/28/2012	5.04	4.071	119.42	0.64	0.25
10/29/2012	5.14	4.152	121.79	0.64	0.25
10/30/2012	4.98	4.023	118.00	0.64	0.25
10/31/2012	4.80	3.877	113.73	0.64	0.25
11/1/2012	4.78	3.861	113.26	0.64	0.25

11/2/2012	4.80	3.877	113.73	0.64	0.25
11/3/2012	4.90	3.958	116.10	0.64	0.25
11/4/2012	4.66	3.764	110.42	0.64	0.25
11/5/2012	4.62	3.732	109.47	0.64	0.25
11/6/2012	4.44	3.586	105.20	0.64	0.25
11/7/2012	4.54	3.667	107.57	0.64	0.25
11/8/2012	4.58	3.700	108.52	0.64	0.25
11/9/2012	4.42	3.570	104.73	0.64	0.25
11/10/2012	4.44	3.586	105.20	0.64	0.25
11/11/2012	4.44	3.586	105.20	0.64	0.25
11/12/2012	4.58	3.700	108.52	0.64	0.25
11/13/2012	4.56	3.683	108.05	0.64	0.25
11/14/2012	4.70	3.796	111.36	0.64	0.25
11/15/2012	4.74	3.829	112.31	0.64	0.25
11/16/2012	4.64	3.748	109.94	0.64	0.25
11/17/2012	4.62	3.732	109.47	0.64	0.25
11/18/2012	4.48	3.619	106.15	0.64	0.25
11/19/2012	4.58	3.700	108.52	0.64	0.25
11/20/2012	4.46	3.603	105.68	0.64	0.25
11/21/2012	4.54	3.667	107.57	0.64	0.25
11/22/2012	4.42	3.570	104.73	0.64	0.25
11/23/2012	4.30	3.473	101.89	0.64	0.25
11/24/2012	4.22	3.409	99.99	0.64	0.25
11/25/2012	4.36	3.522	103.31	0.64	0.25
11/26/2012	4.32	3.490	102.36	0.64	0.25
11/27/2012	4.28	3.457	101.41	0.64	0.25
11/28/2012	4.18	3.376	99.04	0.64	0.25
11/29/2012	4.22	3.409	99.99	0.64	0.25
11/30/2012	4.42	3.570	104.73	0.64	0.25
12/1/2012	4.16	3.360	98.57	0.64	0.25
12/2/2012	4.22	3.409	99.99	0.64	0.25
12/3/2012	4.24	3.425	100.46	0.64	0.25
12/4/2012	4.30	3.473	101.89	0.64	0.25
12/5/2012	4.20	3.393	99.52	0.64	0.25
12/6/2012	4.18	3.376	99.04	0.64	0.25
12/7/2012	4.20	3.393	99.52	0.64	0.25
12/8/2012	4.18	3.376	99.04	0.64	0.25
12/9/2012	4.24	3.425	100.46	0.64	0.25
12/10/2012	4.26	3.441	100.94	0.64	0.25
12/11/2012	4.12	3.328	97.62	0.64	0.25
12/12/2012	3.98	3.215	94.30	0.64	0.25
12/13/2012	4.16	3.360	98.57	0.64	0.25
12/14/2012	4.20	3.393	99.52	0.64	0.25
12/15/2012	4.34	3.506	102.83	0.64	0.25
12/16/2012	4.50	3.635	106.62	0.64	0.25
12/17/2012	4.48	3.619	106.15	0.64	0.25
12/18/2012	4.54	3.667	107.57	0.64	0.25
12/19/2012	4.64	3.748	109.94	0.64	0.25
12/20/2012	5.34	4.313	126.53	0.64	0.25
12/21/2012	5.38	4.346	127.47	0.64	0.25
12/22/2012	4.76	3.845	112.78	0.64	0.25
12/23/2012	4.40	3.554	104.25	0.64	0.25
12/24/2012	4.54	3.667	107.57	0.64	0.25
12/25/2012	4.76	3.845	112.78	0.64	0.25
12/26/2012	4.78	3.861	113.26	0.64	0.25
12/27/2012	4.90	3.958	116.10	0.64	0.25
12/28/2012	4.90	3.958	116.10	0.64	0.25
12/29/2012	4.72	3.813	111.84	0.64	0.25
12/30/2012	4.38	3.538	103.78	0.64	0.25
12/31/2012	4.32	3.490	102.36	0.64	0.25
1/1/2013	4.30	3.473	101.89	0.64	0.25
1/2/2013	4.30	3.473	101.89	0.64	0.25
1/3/2013	4.32	3.490	102.36	0.64	0.25
1/4/2013	4.30	3.473	101.89	0.64	0.25
1/5/2013	4.22	3.409	99.99	0.64	0.25
1/6/2013	4.26	3.441	100.94	0.64	0.25
1/7/2013	4.28	3.457	101.41	0.64	0.25
1/8/2013	4.20	3.393	99.52	0.64	0.25
1/9/2013	4.22	3.409	99.99	0.64	0.25
1/10/2013	4.36	3.522	103.31	0.64	0.25
1/11/2013	4.84	3.910	114.68	0.64	0.25
1/12/2013	5.26	4.249	124.63	0.64	0.25
1/13/2013	5.64	4.556	133.64	0.64	0.25
1/14/2013	5.06	4.087	119.89	0.64	0.25
1/15/2013	4.82	3.893	114.21	0.64	0.25
1/16/2013	4.66	3.764	110.42	0.64	0.25
1/17/2013	4.56	3.683	108.05	0.64	0.25
1/18/2013	4.46	3.603	105.68	0.64	0.25
1/19/2013	4.38	3.538	103.78	0.64	0.25
1/20/2013	4.36	3.522	103.31	0.64	0.25
1/21/2013	4.36	3.522	103.31	0.64	0.25
1/22/2013	4.36	3.522	103.31	0.64	0.25
1/23/2013	4.32	3.490	102.36	0.64	0.25
1/24/2013	4.32	3.490	102.36	0.64	0.25
1/25/2013	4.32	3.490	102.36	0.64	0.25
1/26/2013	4.38	3.538	103.78	0.64	0.25
1/27/2013	4.48	3.619	106.15	0.64	0.25
1/28/2013	5.20	4.200	123.21	0.64	0.25
1/29/2013	6.12	4.943	145.01	0.64	0.25
1/30/2013	7.87	6.349	186.24	0.64	0.25
1/31/2013	8.05	6.494	190.50	0.64	0.25
2/1/2013	8.19	6.607	193.82	0.64	0.25
2/2/2013	7.36	5.945	174.39	0.64	0.25
2/3/2013	6.68	5.396	158.28	0.64	0.25
2/4/2013	6.12	4.943	145.01	0.64	0.25
2/5/2013	5.94	4.798	140.74	0.64	0.25
2/6/2013	5.76	4.653	136.48	0.64	0.25
2/7/2013	5.60	4.523	132.69	0.64	0.25
2/8/2013	5.56	4.491	131.74	0.64	0.25
2/9/2013	6.44	5.202	152.59	0.64	0.25
2/10/2013	7.67	6.187	181.50	0.64	0.25
2/11/2013	8.81	7.108	208.51	0.64	0.25
2/12/2013	10.57	8.530	250.21	0.64	0.25
2/13/2013	11.07	8.934	262.06	0.64	0.25

2/14/2013	11.27	9.095	266.80	0.64	0.25
2/15/2013	11.61	9.370	274.85	0.64	0.25
2/16/2013	11.81	9.532	279.59	0.64	0.25
2/17/2013	12.15	9.806	287.65	0.64	0.25
2/18/2013	11.33	9.144	268.22	0.64	0.25
2/19/2013	11.55	9.322	273.43	0.64	0.25
2/20/2013	10.89	8.788	257.79	0.64	0.25
2/21/2013	10.11	8.158	239.31	0.64	0.25
2/22/2013	9.43	7.609	223.20	0.64	0.25
2/23/2013	8.69	7.011	205.67	0.64	0.25
2/24/2013	8.25	6.656	195.24	0.64	0.25
2/25/2013	8.05	6.494	190.50	0.64	0.25
2/26/2013	7.93	6.397	187.66	0.64	0.25
2/27/2013	7.83	6.317	185.29	0.64	0.25
2/28/2013	7.61	6.139	180.08	0.64	0.25
3/1/2013	7.48	6.042	177.23	0.64	0.25
3/2/2013	7.26	5.864	172.02	0.64	0.25
3/3/2013	7.08	5.719	167.76	0.64	0.25
3/4/2013	7.12	5.751	168.70	0.64	0.25
3/5/2013	7.14	5.767	169.18	0.64	0.25
3/6/2013	6.88	5.557	163.02	0.64	0.25
3/7/2013	6.84	5.525	162.07	0.64	0.25
3/8/2013	6.60	5.331	156.38	0.64	0.25
3/9/2013	6.72	5.428	159.23	0.64	0.25
3/10/2013	7.54	6.090	178.65	0.64	0.25
3/11/2013	16.99	13.716	402.33	0.64	0.25
3/12/2013	18.11	14.620	428.87	0.64	0.25
3/13/2013	16.77	13.538	397.12	0.64	0.25
3/14/2013	17.99	14.523	426.02	0.64	0.25
3/15/2013	20.41	16.478	483.36	0.64	0.25
3/16/2013	22.01	17.771	521.27	0.64	0.25
3/17/2013	22.61	18.255	535.49	0.64	0.25
3/18/2013	23.62	19.063	559.18	0.64	0.25
3/19/2013	22.41	18.094	530.75	0.64	0.25
3/20/2013	21.21	17.124	502.32	0.64	0.25
3/21/2013	20.41	16.478	483.36	0.64	0.25
3/22/2013	19.17	15.477	453.98	0.64	0.25
3/23/2013	17.17	13.861	406.59	0.64	0.25
3/24/2013	16.23	13.102	384.32	0.64	0.25
3/25/2013	15.75	12.714	372.95	0.64	0.25
3/26/2013	15.31	12.359	362.52	0.64	0.25
3/27/2013	16.45	13.280	389.53	0.64	0.25
3/28/2013	17.71	14.297	419.39	0.64	0.25
3/29/2013	19.11	15.428	452.56	0.64	0.25
3/30/2013	19.93	16.091	471.99	0.64	0.25
3/31/2013	20.81	16.801	492.84	0.64	0.25
4/1/2013	20.81	16.801	492.84	0.64	0.25
4/2/2013	20.81	16.801	492.84	0.64	0.25
4/3/2013	21.21	17.124	502.32	0.64	0.25
4/4/2013	22.01	17.771	521.27	0.64	0.25
4/5/2013	22.21	17.932	526.01	0.64	0.25
4/6/2013	22.41	18.094	530.75	0.64	0.25
4/7/2013	21.81	17.609	516.53	0.64	0.25
4/8/2013	21.61	17.448	511.80	0.64	0.25
4/9/2013	22.01	17.771	521.27	0.64	0.25
4/10/2013	25.02	20.194	592.36	0.64	0.25
4/11/2013	28.62	23.102	677.65	0.64	0.25
4/12/2013	30.42	24.556	720.30	0.64	0.25
4/13/2013	30.42	24.556	720.30	0.64	0.25
4/14/2013	32.22	26.010	762.95	0.64	0.25
4/15/2013	32.82	26.494	777.17	0.64	0.25
4/16/2013	32.02	25.848	758.21	0.64	0.25
4/17/2013	31.62	25.525	748.74	0.64	0.25
4/18/2013	37.02	29.887	876.69	0.64	0.25
4/19/2013	42.63	34.410	1009.37	0.64	0.25
4/20/2013	47.43	38.288	1123.11	0.64	0.25
4/21/2013	49.03	39.580	1161.02	0.64	0.25
4/22/2013	48.43	39.095	1146.80	0.64	0.25
4/23/2013	47.23	38.126	1118.37	0.64	0.25
4/24/2013	45.23	36.511	1070.98	0.64	0.25
4/25/2013	43.03	34.734	1018.85	0.64	0.25
4/26/2013	41.03	33.118	971.46	0.64	0.25
4/27/2013	39.23	31.664	928.81	0.64	0.25
4/28/2013	37.82	30.533	895.64	0.64	0.25
4/29/2013	36.22	29.241	857.73	0.64	0.25
4/30/2013	34.62	27.948	819.82	0.64	0.25
5/1/2013	33.02	26.656	781.91	0.64	0.25
5/2/2013	31.42	25.364	744.00	0.64	0.25
5/3/2013	30.02	24.233	710.83	0.64	0.25
5/4/2013	28.82	23.263	682.39	0.64	0.25
5/5/2013	27.42	22.133	649.22	0.64	0.25
5/6/2013	26.42	21.325	625.53	0.64	0.25
5/7/2013	25.42	20.517	601.83	0.64	0.25
5/8/2013	24.42	19.709	578.14	0.64	0.25
5/9/2013	24.02	19.386	568.66	0.64	0.25
5/10/2013	24.82	20.032	587.62	0.64	0.25
5/11/2013	25.02	20.194	592.36	0.64	0.25
5/12/2013	24.82	20.032	587.62	0.64	0.25
5/13/2013	24.82	20.032	587.62	0.64	0.25
5/14/2013	24.62	19.871	582.88	0.64	0.25
5/15/2013	24.02	19.386	568.66	0.64	0.25
5/16/2013	23.02	18.578	544.97	0.64	0.25
5/17/2013	22.01	17.771	521.27	0.64	0.25
5/18/2013	21.21	17.124	502.32	0.64	0.25
5/19/2013	20.41	16.478	483.36	0.64	0.25
5/20/2013	19.83	16.010	469.62	0.64	0.25
5/21/2013	18.93	15.283	448.29	0.64	0.25
5/22/2013	18.45	14.895	436.92	0.64	0.25
5/23/2013	18.41	14.863	435.97	0.64	0.25
5/24/2013	18.09	14.604	428.39	0.64	0.25
5/25/2013	17.57	14.184	416.07	0.64	0.25
5/26/2013	17.25	13.926	408.49	0.64	0.25
5/27/2013	17.19	13.877	407.07	0.64	0.25
5/28/2013	17.57	14.184	416.07	0.64	0.25

5/29/2013	18.35	14.814	434.55	0.64	0.25
5/30/2013	18.07	14.588	427.92	0.64	0.25
5/31/2013	18.39	14.847	435.50	0.64	0.25
6/1/2013	18.47	14.911	437.40	0.64	0.25
6/2/2013	18.09	14.604	428.39	0.64	0.25
6/3/2013	17.57	14.184	416.07	0.64	0.25
6/4/2013	17.01	13.732	402.80	0.64	0.25
6/5/2013	16.59	13.393	392.85	0.64	0.25
6/6/2013	16.31	13.166	386.22	0.64	0.25
6/7/2013	15.81	12.763	374.37	0.64	0.25
6/8/2013	15.37	12.407	363.94	0.64	0.25
6/9/2013	14.93	12.052	353.52	0.64	0.25
6/10/2013	14.53	11.729	344.04	0.64	0.25
6/11/2013	13.95	11.260	330.30	0.64	0.25
6/12/2013	13.65	11.018	323.19	0.64	0.25
6/13/2013	14.05	11.341	332.67	0.64	0.25
6/14/2013	13.93	11.244	329.82	0.64	0.25
6/15/2013	13.47	10.872	318.92	0.64	0.25
6/16/2013	13.17	10.630	311.82	0.64	0.25
6/17/2013	12.91	10.420	305.66	0.64	0.25
6/18/2013	12.77	10.307	302.34	0.64	0.25
6/19/2013	12.47	10.065	295.23	0.64	0.25
6/20/2013	12.07	9.742	285.75	0.64	0.25
6/21/2013	12.07	9.742	285.75	0.64	0.25
6/22/2013	16.91	13.651	400.43	0.64	0.25
6/23/2013	20.61	16.640	488.10	0.64	0.25
6/24/2013	20.81	16.801	492.84	0.64	0.25
6/25/2013	26.22	21.163	620.79	0.64	0.25
6/26/2013	34.02	27.464	805.60	0.64	0.25
6/27/2013	40.63	32.795	961.99	0.64	0.25
6/28/2013	38.83	31.341	919.34	0.64	0.25
6/29/2013	37.82	30.533	895.64	0.64	0.25
6/30/2013	39.63	31.987	938.29	0.64	0.25
7/1/2013	39.43	31.826	933.55	0.64	0.25
7/2/2013	38.23	30.856	905.12	0.64	0.25
7/3/2013	36.42	29.402	862.47	0.64	0.25
7/4/2013	34.62	27.948	819.82	0.64	0.25
7/5/2013	32.82	26.494	777.17	0.64	0.25
7/6/2013	30.82	24.879	729.78	0.64	0.25
7/7/2013	28.82	23.263	682.39	0.64	0.25
7/8/2013	27.02	21.809	639.74	0.64	0.25
7/9/2013	25.22	20.355	597.09	0.64	0.25
7/10/2013	23.02	18.578	544.97	0.64	0.25
7/11/2013	20.81	16.801	492.84	0.64	0.25
7/12/2013	19.29	15.574	456.82	0.64	0.25
7/13/2013	17.97	14.507	425.55	0.64	0.25
7/14/2013	16.91	13.651	400.43	0.64	0.25
7/15/2013	15.99	12.908	378.63	0.64	0.25
7/16/2013	15.13	12.213	358.26	0.64	0.25
7/17/2013	14.51	11.712	343.57	0.64	0.25
7/18/2013	13.77	11.115	326.03	0.64	0.25
7/19/2013	12.91	10.420	305.66	0.64	0.25
7/20/2013	12.19	9.838	288.60	0.64	0.25
7/21/2013	11.85	9.564	280.54	0.64	0.25
7/22/2013	12.07	9.742	285.75	0.64	0.25
7/23/2013	11.89	9.596	281.49	0.64	0.25
7/24/2013	11.49	9.273	272.01	0.64	0.25
7/25/2013	11.21	9.047	265.38	0.64	0.25
7/26/2013	11.35	9.160	268.69	0.64	0.25
7/27/2013	11.39	9.192	269.64	0.64	0.25
7/28/2013	10.83	8.740	256.37	0.64	0.25
7/29/2013	10.49	8.465	248.32	0.64	0.25
7/30/2013	10.35	8.352	245.00	0.64	0.25
7/31/2013	9.99	8.061	236.47	0.64	0.25
8/1/2013	9.73	7.851	230.31	0.64	0.25
8/2/2013	9.73	7.851	230.31	0.64	0.25
8/3/2013	9.49	7.658	224.62	0.64	0.25
8/4/2013	9.23	7.448	218.46	0.64	0.25
8/5/2013	9.03	7.286	213.72	0.64	0.25
8/6/2013	8.95	7.221	211.83	0.64	0.25
8/7/2013	8.69	7.011	205.67	0.64	0.25
8/8/2013	8.51	6.866	201.40	0.64	0.25
8/9/2013	8.31	6.704	196.66	0.64	0.25
8/10/2013	8.03	6.478	190.03	0.64	0.25
8/11/2013	7.14	5.767	169.18	0.64	0.25
8/12/2013	6.98	5.638	165.39	0.64	0.25
8/13/2013	7.38	5.961	174.86	0.64	0.25
8/14/2013	7.32	5.913	173.44	0.64	0.25
8/15/2013	7.02	5.670	166.33	0.64	0.25
8/16/2013	6.46	5.218	153.06	0.64	0.25
8/17/2013	6.06	4.895	143.59	0.64	0.25
8/18/2013	5.98	4.830	141.69	0.64	0.25
8/19/2013	5.72	4.620	135.53	0.64	0.25
8/20/2013	5.62	4.540	133.16	0.64	0.25
8/21/2013	5.48	4.427	129.84	0.64	0.25
8/22/2013	5.90	4.766	139.80	0.64	0.25
8/23/2013	6.10	4.927	144.53	0.64	0.25
8/24/2013	6.26	5.057	148.33	0.64	0.25
8/25/2013	6.14	4.960	145.48	0.64	0.25
8/26/2013	6.02	4.863	142.64	0.64	0.25
8/27/2013	5.98	4.830	141.69	0.64	0.25
8/28/2013	5.90	4.766	139.80	0.64	0.25
8/29/2013	5.88	4.750	139.32	0.64	0.25
8/30/2013	5.80	4.685	137.43	0.64	0.25
8/31/2013	5.98	4.830	141.69	0.64	0.25
9/1/2013	6.20	5.008	146.90	0.64	0.25
9/2/2013	5.98	4.830	141.69	0.64	0.25
9/3/2013	5.74	4.637	136.00	0.64	0.25
9/4/2013	5.50	4.443	130.32	0.64	0.25
9/5/2013	5.44	4.394	128.90	0.64	0.25
9/6/2013	5.48	4.427	129.84	0.64	0.25
9/7/2013	5.32	4.297	126.05	0.64	0.25
9/8/2013	5.14	4.152	121.79	0.64	0.25
9/9/2013	5.30	4.281	125.58	0.64	0.25

9/10/2013	4.90	3.958	116.10	0.64	0.25
9/11/2013	4.22	3.409	99.99	0.64	0.25
9/12/2013	4.30	3.473	101.89	0.64	0.25
9/13/2013	4.54	3.667	107.57	0.64	0.25
9/14/2013	4.48	3.619	106.15	0.64	0.25
9/15/2013	4.60	3.716	108.99	0.64	0.25
9/16/2013	4.80	3.877	113.73	0.64	0.25
9/17/2013	5.12	4.136	121.31	0.64	0.25
9/18/2013	5.04	4.071	119.42	0.64	0.25
9/19/2013	6.46	5.218	153.06	0.64	0.25
9/20/2013	6.36	5.137	150.70	0.64	0.25
9/21/2013	6.20	5.008	146.90	0.64	0.25
9/22/2013	6.38	5.153	151.17	0.64	0.25
9/23/2013	6.32	5.105	149.75	0.64	0.25
9/24/2013	5.98	4.830	141.69	0.64	0.25
9/25/2013	6.10	4.927	144.53	0.64	0.25
9/26/2013	5.86	4.733	138.85	0.64	0.25
9/27/2013	5.54	4.475	131.27	0.64	0.25
9/28/2013	5.38	4.346	127.47	0.64	0.25
9/29/2013	5.04	4.071	119.42	0.64	0.25
9/30/2013	4.46	3.603	105.68	0.64	0.25
10/1/2013	4.52	3.651	107.10	0.64	0.25
10/2/2013	4.74	3.829	112.31	0.64	0.25
10/3/2013	6.00	4.847	142.17	0.64	0.25
10/4/2013	6.48	5.234	153.54	0.64	0.25
10/5/2013	6.34	5.121	150.22	0.64	0.25
10/6/2013	6.50	5.250	154.01	0.64	0.25
10/7/2013	6.24	5.040	147.85	0.64	0.25
10/8/2013	6.14	4.960	145.48	0.64	0.25
10/9/2013	6.00	4.847	142.17	0.64	0.25
10/10/2013	5.90	4.766	139.80	0.64	0.25
10/11/2013	5.80	4.685	137.43	0.64	0.25
10/12/2013	5.70	4.604	135.06	0.64	0.25
10/13/2013	5.64	4.556	133.64	0.64	0.25
10/14/2013	5.72	4.620	135.53	0.64	0.25
10/15/2013	6.84	5.525	162.07	0.64	0.25
10/16/2013	6.72	5.428	159.23	0.64	0.25
10/17/2013	6.82	5.509	161.59	0.64	0.25
10/18/2013	6.90	5.574	163.49	0.64	0.25
10/19/2013	6.82	5.509	161.59	0.64	0.25
10/20/2013	6.70	5.412	158.75	0.64	0.25
10/21/2013	6.62	5.347	156.86	0.64	0.25
10/22/2013	6.44	5.202	152.59	0.64	0.25
10/23/2013	6.46	5.218	153.06	0.64	0.25
10/24/2013	6.38	5.153	151.17	0.64	0.25
10/25/2013	6.22	5.024	147.38	0.64	0.25
10/26/2013	5.98	4.830	141.69	0.64	0.25
10/27/2013	5.94	4.798	140.74	0.64	0.25
10/28/2013	6.12	4.943	145.01	0.64	0.25
10/29/2013	6.24	5.040	147.85	0.64	0.25
10/30/2013	6.06	4.895	143.59	0.64	0.25
10/31/2013	6.42	5.186	152.12	0.64	0.25
11/1/2013	6.70	5.412	158.75	0.64	0.25
11/2/2013	6.94	5.606	164.44	0.64	0.25
11/3/2013	6.98	5.638	165.39	0.64	0.25
11/4/2013	6.92	5.590	163.96	0.64	0.25
11/5/2013	6.86	5.541	162.54	0.64	0.25
11/6/2013	7.16	5.784	169.65	0.64	0.25
11/7/2013	7.22	5.832	171.07	0.64	0.25
11/8/2013	7.28	5.880	172.49	0.64	0.25
11/9/2013	7.32	5.913	173.44	0.64	0.25
11/10/2013	7.20	5.816	170.60	0.64	0.25
11/11/2013	7.46	6.026	176.76	0.64	0.25
11/12/2013	7.58	6.123	179.60	0.64	0.25
11/13/2013	7.06	5.703	167.28	0.64	0.25
11/14/2013	6.94	5.606	164.44	0.64	0.25
11/15/2013	6.92	5.590	163.96	0.64	0.25
11/16/2013	6.90	5.574	163.49	0.64	0.25
11/17/2013	7.34	5.929	173.92	0.64	0.25
11/18/2013	7.71	6.220	182.45	0.64	0.25
11/19/2013	7.93	6.397	187.66	0.64	0.25
11/20/2013	8.07	6.511	190.98	0.64	0.25
11/21/2013	8.45	6.817	199.98	0.64	0.25
11/22/2013	8.57	6.914	202.82	0.64	0.25
11/23/2013	8.37	6.753	198.08	0.64	0.25
11/24/2013	7.89	6.365	186.71	0.64	0.25
11/25/2013	7.44	6.010	176.28	0.64	0.25
11/26/2013	7.52	6.074	178.18	0.64	0.25
11/27/2013	6.98	5.638	165.39	0.64	0.25
11/28/2013	7.04	5.687	166.81	0.64	0.25
11/29/2013	6.96	5.622	164.91	0.64	0.25
11/30/2013	7.34	5.929	173.92	0.64	0.25
12/1/2013	7.58	6.123	179.60	0.64	0.25
12/2/2013	7.65	6.171	181.02	0.64	0.25
12/3/2013	7.67	6.187	181.50	0.64	0.25
12/4/2013	7.69	6.204	181.97	0.64	0.25
12/5/2013	7.58	6.123	179.60	0.64	0.25
12/6/2013	7.38	5.961	174.86	0.64	0.25
12/7/2013	5.54	4.475	131.27	0.64	0.25
12/8/2013	6.02	4.863	142.64	0.64	0.25
12/9/2013	6.28	5.073	148.80	0.64	0.25
12/10/2013	6.16	4.976	145.96	0.64	0.25
12/11/2013	6.16	4.976	145.96	0.64	0.25
12/12/2013	6.16	4.976	145.96	0.64	0.25
12/13/2013	6.00	4.847	142.17	0.64	0.25
12/14/2013	6.00	4.847	142.17	0.64	0.25
12/15/2013	6.00	4.847	142.17	0.64	0.25
12/16/2013	6.00	4.847	142.17	0.64	0.25
12/17/2013	6.00	4.847	142.17	0.64	0.25
12/18/2013	6.02	4.863	142.64	0.64	0.25
12/19/2013	6.02	4.863	142.64	0.64	0.25
12/20/2013	6.02	4.863	142.64	0.64	0.25
12/21/2013	6.04	4.879	143.11	0.64	0.25
12/22/2013	6.06	4.895	143.59	0.64	0.25

12/23/2013	6.08	4.911	144.06	0.64	0.25
12/24/2013	6.04	4.879	143.11	0.64	0.25
12/25/2013	6.14	4.960	145.48	0.64	0.25
12/26/2013	6.04	4.879	143.11	0.64	0.25
12/27/2013	6.04	4.879	143.11	0.64	0.25
12/28/2013	6.18	4.992	146.43	0.64	0.25
12/29/2013	6.20	5.008	146.90	0.64	0.25
12/30/2013	6.20	5.008	146.90	0.64	0.25
12/31/2013	6.20	5.008	146.90	0.64	0.25
1/1/2014	6.20	5.008	146.90	0.64	0.25
1/2/2014	6.20	5.008	146.90	0.64	0.25
1/3/2014	6.20	5.008	146.90	0.64	0.25
1/4/2014	6.22	5.024	147.38	0.64	0.25
1/5/2014	6.22	5.024	147.38	0.64	0.25
1/6/2014	6.22	5.024	147.38	0.64	0.25
1/7/2014	6.22	5.024	147.38	0.64	0.25
1/8/2014	6.22	5.024	147.38	0.64	0.25
1/9/2014	6.26	5.057	148.33	0.64	0.25
1/10/2014	6.52	5.267	154.49	0.64	0.25
1/11/2014	6.90	5.574	163.49	0.64	0.25
1/12/2014	7.36	5.945	174.39	0.64	0.25
1/13/2014	7.50	6.058	177.71	0.64	0.25
1/14/2014	7.12	5.751	168.70	0.64	0.25
1/15/2014	6.54	5.283	154.96	0.64	0.25
1/16/2014	6.40	5.170	151.64	0.64	0.25
1/17/2014	6.36	5.137	150.70	0.64	0.25
1/18/2014	6.28	5.073	148.80	0.64	0.25
1/19/2014	6.20	5.008	146.90	0.64	0.25
1/20/2014	6.14	4.960	145.48	0.64	0.25
1/21/2014	6.14	4.960	145.48	0.64	0.25
1/22/2014	6.10	4.927	144.53	0.64	0.25
1/23/2014	6.10	4.927	144.53	0.64	0.25
1/24/2014	6.14	4.960	145.48	0.64	0.25
1/25/2014	6.16	4.976	145.96	0.64	0.25
1/26/2014	6.10	4.927	144.53	0.64	0.25
1/27/2014	6.14	4.960	145.48	0.64	0.25
1/28/2014	6.10	4.927	144.53	0.64	0.25
1/29/2014	6.14	4.960	145.48	0.64	0.25
1/30/2014	6.16	4.976	145.96	0.64	0.25
1/31/2014	6.14	4.960	145.48	0.64	0.25
2/1/2014	6.16	4.976	145.96	0.64	0.25
2/2/2014	6.14	4.960	145.48	0.64	0.25
2/3/2014	6.14	4.960	145.48	0.64	0.25
2/4/2014	6.20	5.008	146.90	0.64	0.25
2/5/2014	6.10	4.927	144.53	0.64	0.25
2/6/2014	6.10	4.927	144.53	0.64	0.25
2/7/2014	6.10	4.927	144.53	0.64	0.25
2/8/2014	6.20	5.008	146.90	0.64	0.25
2/9/2014	6.24	5.040	147.85	0.64	0.25
2/10/2014	6.24	5.040	147.85	0.64	0.25
2/11/2014	6.20	5.008	146.90	0.64	0.25
2/12/2014	6.24	5.040	147.85	0.64	0.25
2/13/2014	6.28	5.073	148.80	0.64	0.25
2/14/2014	6.28	5.073	148.80	0.64	0.25
2/15/2014	6.24	5.040	147.85	0.64	0.25
2/16/2014	6.20	5.008	146.90	0.64	0.25
2/17/2014	6.20	5.008	146.90	0.64	0.25
2/18/2014	6.16	4.976	145.96	0.64	0.25
2/19/2014	6.16	4.976	145.96	0.64	0.25
2/20/2014	6.54	5.283	154.96	0.64	0.25
2/21/2014	7.50	6.058	177.71	0.64	0.25
2/22/2014	8.27	6.672	195.71	0.64	0.25
2/23/2014	8.63	6.963	204.24	0.64	0.25
2/24/2014	8.99	7.254	212.77	0.64	0.25
2/25/2014	8.89	7.173	210.40	0.64	0.25
2/26/2014	8.97	7.238	212.30	0.64	0.25
2/27/2014	8.67	6.995	205.19	0.64	0.25
2/28/2014	8.61	6.947	203.77	0.64	0.25
3/1/2014	8.23	6.640	194.77	0.64	0.25
3/2/2014	7.89	6.365	186.71	0.64	0.25
3/3/2014	7.81	6.301	184.81	0.64	0.25
3/4/2014	8.07	6.511	190.98	0.64	0.25
3/5/2014	7.97	6.430	188.61	0.64	0.25
3/6/2014	8.11	6.543	191.92	0.64	0.25
3/7/2014	8.21	6.624	194.29	0.64	0.25
3/8/2014	7.95	6.414	188.13	0.64	0.25
3/9/2014	7.85	6.333	185.76	0.64	0.25
3/10/2014	7.93	6.397	187.66	0.64	0.25
3/11/2014	8.13	6.559	192.40	0.64	0.25
3/12/2014	9.45	7.625	223.67	0.64	0.25
3/13/2014	10.65	8.595	252.11	0.64	0.25
3/14/2014	12.29	9.919	290.96	0.64	0.25
3/15/2014	15.39	12.423	364.42	0.64	0.25
3/16/2014	15.51	12.520	367.26	0.64	0.25
3/17/2014	16.05	12.956	380.06	0.64	0.25
3/18/2014	16.59	13.393	392.85	0.64	0.25
3/19/2014	19.83	16.010	469.62	0.64	0.25
3/20/2014	21.81	17.609	516.53	0.64	0.25
3/21/2014	21.41	17.286	507.06	0.64	0.25
3/22/2014	20.21	16.317	478.62	0.64	0.25
3/23/2014	19.29	15.574	456.82	0.64	0.25
3/24/2014	18.87	15.234	446.87	0.64	0.25
3/25/2014	18.39	14.847	435.50	0.64	0.25
3/26/2014	17.57	14.184	416.07	0.64	0.25
3/27/2014	16.35	13.199	387.16	0.64	0.25
3/28/2014	15.79	12.746	373.89	0.64	0.25
3/29/2014	15.17	12.246	359.20	0.64	0.25
3/30/2014	14.75	11.906	349.25	0.64	0.25
3/31/2014	14.73	11.890	348.78	0.64	0.25
4/1/2014	15.01	12.116	355.41	0.64	0.25
4/2/2014	14.89	12.019	352.57	0.64	0.25
4/3/2014	14.81	11.955	350.67	0.64	0.25
4/4/2014	14.51	11.712	343.57	0.64	0.25
4/5/2014	13.81	11.147	326.98	0.64	0.25

4/6/2014	13.27	10.711	314.19	0.64	0.25
4/7/2014	12.79	10.323	302.81	0.64	0.25
4/8/2014	12.57	10.145	297.60	0.64	0.25
4/9/2014	12.23	9.871	289.54	0.64	0.25
4/10/2014	11.57	9.338	273.91	0.64	0.25
4/11/2014	11.27	9.095	266.80	0.64	0.25
4/12/2014	11.13	8.982	263.48	0.64	0.25
4/13/2014	11.77	9.499	278.64	0.64	0.25
4/14/2014	14.91	12.036	353.04	0.64	0.25
4/15/2014	17.47	14.103	413.70	0.64	0.25
4/16/2014	18.39	14.847	435.50	0.64	0.25
4/17/2014	19.11	15.428	452.56	0.64	0.25
4/18/2014	19.95	16.107	472.46	0.64	0.25
4/19/2014	20.61	16.640	488.10	0.64	0.25
4/20/2014	20.21	16.317	478.62	0.64	0.25
4/21/2014	19.21	15.509	454.93	0.64	0.25
4/22/2014	18.31	14.782	433.60	0.64	0.25
4/23/2014	17.69	14.281	418.91	0.64	0.25
4/24/2014	17.41	14.055	412.28	0.64	0.25
4/25/2014	17.31	13.974	409.91	0.64	0.25
4/26/2014	17.11	13.813	405.17	0.64	0.25
4/27/2014	17.27	13.942	408.96	0.64	0.25
4/28/2014	17.69	14.281	418.91	0.64	0.25
4/29/2014	18.21	14.701	431.23	0.64	0.25
4/30/2014	18.27	14.750	432.66	0.64	0.25
5/1/2014	18.33	14.798	434.08	0.64	0.25
5/2/2014	18.27	14.750	432.66	0.64	0.25
5/3/2014	18.19	14.685	430.76	0.64	0.25
5/4/2014	17.75	14.330	420.34	0.64	0.25
5/5/2014	17.41	14.055	412.28	0.64	0.25
5/6/2014	16.95	13.683	401.38	0.64	0.25
5/7/2014	16.49	13.312	390.48	0.64	0.25
5/8/2014	15.85	12.795	375.32	0.64	0.25
5/9/2014	15.19	12.262	359.68	0.64	0.25
5/10/2014	14.49	11.696	343.09	0.64	0.25
5/11/2014	14.41	11.632	341.20	0.64	0.25
5/12/2014	14.65	11.826	346.88	0.64	0.25
5/13/2014	17.49	14.120	414.17	0.64	0.25
5/14/2014	17.63	14.233	417.49	0.64	0.25
5/15/2014	18.23	14.717	431.71	0.64	0.25
5/16/2014	18.61	15.024	440.71	0.64	0.25
5/17/2014	18.51	14.944	438.34	0.64	0.25
5/18/2014	17.85	14.410	422.70	0.64	0.25
5/19/2014	17.33	13.990	410.38	0.64	0.25
5/20/2014	16.95	13.683	401.38	0.64	0.25
5/21/2014	16.67	13.457	394.75	0.64	0.25
5/22/2014	16.09	12.989	381.00	0.64	0.25
5/23/2014	15.31	12.359	362.52	0.64	0.25
5/24/2014	14.75	11.906	349.25	0.64	0.25
5/25/2014	14.05	11.341	332.67	0.64	0.25
5/26/2014	13.57	10.953	321.29	0.64	0.25
5/27/2014	13.45	10.856	318.45	0.64	0.25
5/28/2014	15.59	12.585	369.16	0.64	0.25
5/29/2014	15.57	12.569	368.68	0.64	0.25
5/30/2014	14.71	11.874	348.30	0.64	0.25
5/31/2014	13.75	11.099	325.56	0.64	0.25
6/1/2014	12.57	10.145	297.60	0.64	0.25
6/2/2014	11.81	9.532	279.59	0.64	0.25
6/3/2014	11.47	9.257	271.54	0.64	0.25
6/4/2014	11.49	9.273	272.01	0.64	0.25
6/5/2014	11.81	9.532	279.59	0.64	0.25
6/6/2014	11.85	9.564	280.54	0.64	0.25
6/7/2014	11.53	9.305	272.96	0.64	0.25
6/8/2014	11.07	8.934	262.06	0.64	0.25
6/9/2014	10.65	8.595	252.11	0.64	0.25
6/10/2014	10.39	8.385	245.95	0.64	0.25
6/11/2014	10.45	8.433	247.37	0.64	0.25
6/12/2014	10.21	8.239	241.68	0.64	0.25
6/13/2014	9.69	7.819	229.36	0.64	0.25
6/14/2014	9.47	7.641	224.15	0.64	0.25
6/15/2014	8.97	7.238	212.30	0.64	0.25
6/16/2014	8.71	7.027	206.14	0.64	0.25
6/17/2014	10.07	8.126	238.36	0.64	0.25
6/18/2014	12.13	9.790	287.17	0.64	0.25
6/19/2014	14.33	11.567	339.30	0.64	0.25
6/20/2014	16.71	13.490	395.69	0.64	0.25
6/21/2014	19.15	15.460	453.51	0.64	0.25
6/22/2014	19.79	15.977	468.67	0.64	0.25
6/23/2014	20.41	16.478	483.36	0.64	0.25
6/24/2014	20.81	16.801	492.84	0.64	0.25
6/25/2014	21.41	17.286	507.06	0.64	0.25
6/26/2014	21.01	16.963	497.58	0.64	0.25
6/27/2014	20.21	16.317	478.62	0.64	0.25
6/28/2014	18.49	14.927	437.87	0.64	0.25
6/29/2014	17.51	14.136	414.65	0.64	0.25
6/30/2014	20.21	16.317	478.62	0.64	0.25
7/1/2014	23.62	19.063	559.18	0.64	0.25
7/2/2014	24.62	19.871	582.88	0.64	0.25
7/3/2014	24.82	20.032	587.62	0.64	0.25
7/4/2014	24.62	19.871	582.88	0.64	0.25
7/5/2014	24.62	19.871	582.88	0.64	0.25
7/6/2014	24.42	19.709	578.14	0.64	0.25
7/7/2014	24.42	19.709	578.14	0.64	0.25
7/8/2014	23.62	19.063	559.18	0.64	0.25
7/9/2014	22.21	17.932	526.01	0.64	0.25
7/10/2014	20.81	16.801	492.84	0.64	0.25
7/11/2014	19.89	16.058	471.04	0.64	0.25
7/12/2014	19.25	15.541	455.88	0.64	0.25
7/13/2014	19.57	15.800	463.46	0.64	0.25
7/14/2014	19.35	15.622	458.25	0.64	0.25
7/15/2014	18.97	15.315	449.24	0.64	0.25
7/16/2014	18.31	14.782	433.60	0.64	0.25
7/17/2014	17.39	14.039	411.81	0.64	0.25
7/18/2014	16.45	13.280	389.53	0.64	0.25

7/19/2014	15.55	12.553	368.21	0.64	0.25
7/20/2014	14.89	12.019	352.57	0.64	0.25
7/21/2014	14.25	11.502	337.41	0.64	0.25
7/22/2014	13.69	11.050	324.14	0.64	0.25
7/23/2014	13.11	10.582	310.39	0.64	0.25
7/24/2014	12.35	9.968	292.39	0.64	0.25
7/25/2014	11.91	9.612	281.96	0.64	0.25
7/26/2014	11.39	9.192	269.64	0.64	0.25
7/27/2014	10.79	8.708	255.42	0.64	0.25
7/28/2014	10.27	8.288	243.10	0.64	0.25
7/29/2014	9.89	7.981	234.10	0.64	0.25
7/30/2014	9.27	7.480	219.41	0.64	0.25
7/31/2014	9.33	7.528	220.83	0.64	0.25
8/1/2014	8.83	7.124	208.98	0.64	0.25
8/2/2014	8.65	6.979	204.72	0.64	0.25
8/3/2014	8.29	6.688	196.19	0.64	0.25
8/4/2014	8.15	6.575	192.87	0.64	0.25
8/5/2014	8.39	6.769	198.56	0.64	0.25
8/6/2014	8.25	6.656	195.24	0.64	0.25
8/7/2014	8.09	6.527	191.45	0.64	0.25
8/8/2014	7.97	6.430	188.61	0.64	0.25
8/9/2014	7.61	6.139	180.08	0.64	0.25
8/10/2014	7.14	5.767	169.18	0.64	0.25
8/11/2014	6.86	5.541	162.54	0.64	0.25
8/12/2014	6.26	5.057	148.33	0.64	0.25
8/13/2014	5.92	4.782	140.27	0.64	0.25
8/14/2014	5.46	4.410	129.37	0.64	0.25
8/15/2014	5.24	4.233	124.16	0.64	0.25
8/16/2014	5.14	4.152	121.79	0.64	0.25
8/17/2014	4.48	3.619	106.15	0.64	0.25
8/18/2014	4.56	3.683	108.05	0.64	0.25
8/19/2014	4.70	3.796	111.36	0.64	0.25
8/20/2014	5.68	4.588	134.58	0.64	0.25
8/21/2014	6.42	5.186	152.12	0.64	0.25
8/22/2014	6.94	5.606	164.44	0.64	0.25
8/23/2014	7.10	5.735	168.23	0.64	0.25
8/24/2014	7.52	6.074	178.18	0.64	0.25
8/25/2014	8.09	6.527	191.45	0.64	0.25
8/26/2014	8.79	7.092	208.04	0.64	0.25
8/27/2014	8.97	7.238	212.30	0.64	0.25
8/28/2014	8.85	7.141	209.46	0.64	0.25
8/29/2014	8.77	7.076	207.56	0.64	0.25
8/30/2014	8.27	6.672	195.71	0.64	0.25
8/31/2014	7.54	6.090	178.65	0.64	0.25
9/1/2014	7.24	5.848	171.55	0.64	0.25
9/2/2014	6.92	5.590	163.96	0.64	0.25
9/3/2014	6.92	5.590	163.96	0.64	0.25
9/4/2014	7.40	5.977	175.34	0.64	0.25
9/5/2014	7.63	6.155	180.55	0.64	0.25
9/6/2014	8.19	6.607	193.82	0.64	0.25
9/7/2014	8.27	6.672	195.71	0.64	0.25
9/8/2014	8.19	6.607	193.82	0.64	0.25
9/9/2014	8.09	6.527	191.45	0.64	0.25
9/10/2014	7.65	6.171	181.02	0.64	0.25
9/11/2014	7.65	6.171	181.02	0.64	0.25
9/12/2014	7.08	5.719	167.76	0.64	0.25
9/13/2014	6.92	5.590	163.96	0.64	0.25
9/14/2014	6.64	5.364	157.33	0.64	0.25
9/15/2014	6.36	5.137	150.70	0.64	0.25
9/16/2014	6.30	5.089	149.27	0.64	0.25
9/17/2014	6.24	5.040	147.85	0.64	0.25
9/18/2014	6.08	4.911	144.06	0.64	0.25
9/19/2014	5.80	4.685	137.43	0.64	0.25
9/20/2014	5.84	4.717	138.37	0.64	0.25
9/21/2014	5.74	4.637	136.00	0.64	0.25
9/22/2014	5.70	4.604	135.06	0.64	0.25
9/23/2014	5.72	4.620	135.53	0.64	0.25
9/24/2014	5.68	4.588	134.58	0.64	0.25
9/25/2014	5.62	4.540	133.16	0.64	0.25
9/26/2014	5.54	4.475	131.27	0.64	0.25
9/27/2014	5.46	4.410	129.37	0.64	0.25
9/28/2014	5.32	4.297	126.05	0.64	0.25
9/29/2014	5.38	4.346	127.47	0.64	0.25
9/30/2014	5.28	4.265	125.11	0.64	0.25
10/1/2014	5.24	4.233	124.16	0.64	0.25
10/2/2014	5.14	4.152	121.79	0.64	0.25
10/3/2014	4.94	3.990	117.05	0.64	0.25
10/4/2014	5.16	4.168	122.26	0.64	0.25
10/5/2014	5.20	4.200	123.21	0.64	0.25
10/6/2014	5.34	4.313	126.53	0.64	0.25
10/7/2014	5.98	4.830	141.69	0.64	0.25
10/8/2014	5.90	4.766	139.80	0.64	0.25
10/9/2014	6.54	5.283	154.96	0.64	0.25
10/10/2014	6.72	5.428	159.23	0.64	0.25
10/11/2014	6.36	5.137	150.70	0.64	0.25
10/12/2014	5.44	4.394	128.90	0.64	0.25
10/13/2014	5.60	4.523	132.69	0.64	0.25
10/14/2014	6.82	5.509	161.59	0.64	0.25
10/15/2014	9.13	7.367	216.09	0.64	0.25
10/16/2014	10.31	8.320	244.05	0.64	0.25
10/17/2014	11.55	9.322	273.43	0.64	0.25
10/18/2014	11.45	9.241	271.06	0.64	0.25
10/19/2014	10.67	8.611	252.58	0.64	0.25
10/20/2014	9.69	7.819	229.36	0.64	0.25
10/21/2014	8.97	7.238	212.30	0.64	0.25
10/22/2014	8.37	6.753	198.08	0.64	0.25
10/23/2014	8.53	6.882	201.87	0.64	0.25
10/24/2014	8.33	6.721	197.14	0.64	0.25
10/25/2014	8.21	6.624	194.29	0.64	0.25
10/26/2014	8.01	6.462	189.55	0.64	0.25
10/27/2014	7.97	6.430	188.61	0.64	0.25
10/28/2014	7.54	6.090	178.65	0.64	0.25
10/29/2014	7.44	6.010	176.28	0.64	0.25
10/30/2014	7.44	6.010	176.28	0.64	0.25

10/31/2014	7.36	5.945	174.39	0.64	0.25
11/1/2014	7.38	5.961	174.86	0.64	0.25
11/2/2014	6.96	5.622	164.91	0.64	0.25
11/3/2014	6.82	5.509	161.59	0.64	0.25
11/4/2014	6.86	5.541	162.54	0.64	0.25
11/5/2014	6.86	5.541	162.54	0.64	0.25
11/6/2014	6.86	5.541	162.54	0.64	0.25
11/7/2014	7.30	5.897	172.97	0.64	0.25
11/8/2014	7.08	5.719	167.76	0.64	0.25
11/9/2014	6.92	5.590	163.96	0.64	0.25
11/10/2014	6.90	5.574	163.49	0.64	0.25
11/11/2014	7.04	5.687	166.81	0.64	0.25
11/12/2014	6.88	5.557	163.02	0.64	0.25
11/13/2014	6.78	5.477	160.65	0.64	0.25
11/14/2014	6.74	5.444	159.70	0.64	0.25
11/15/2014	6.74	5.444	159.70	0.64	0.25
11/16/2014	6.80	5.493	161.12	0.64	0.25
11/17/2014	6.64	5.364	157.33	0.64	0.25
11/18/2014	5.54	4.475	131.27	0.64	0.25
11/19/2014	5.80	4.685	137.43	0.64	0.25
11/20/2014	5.92	4.782	140.27	0.64	0.25
11/21/2014	6.14	4.960	145.48	0.64	0.25
11/22/2014	6.68	5.396	158.28	0.64	0.25
11/23/2014	7.14	5.767	169.18	0.64	0.25
11/24/2014	7.50	6.058	177.71	0.64	0.25
11/25/2014	8.03	6.478	190.03	0.64	0.25
11/26/2014	7.85	6.333	185.76	0.64	0.25
11/27/2014	8.25	6.656	195.24	0.64	0.25
11/28/2014	7.97	6.430	188.61	0.64	0.25
11/29/2014	8.05	6.494	190.50	0.64	0.25
11/30/2014	8.19	6.607	193.82	0.64	0.25
12/1/2014	8.17	6.591	193.34	0.64	0.25
12/2/2014	7.04	5.687	166.81	0.64	0.25
12/3/2014	7.69	6.204	181.97	0.64	0.25
12/4/2014	7.61	6.139	180.08	0.64	0.25
12/5/2014	7.79	6.284	184.34	0.64	0.25
12/6/2014	7.79	6.284	184.34	0.64	0.25
12/7/2014	7.58	6.123	179.60	0.64	0.25
12/8/2014	7.56	6.107	179.13	0.64	0.25
12/9/2014	7.52	6.074	178.18	0.64	0.25
12/10/2014	7.46	6.026	176.76	0.64	0.25
12/11/2014	7.38	5.961	174.86	0.64	0.25
12/12/2014	7.26	5.864	172.02	0.64	0.25
12/13/2014	7.22	5.832	171.07	0.64	0.25
12/14/2014	7.18	5.800	170.12	0.64	0.25
12/15/2014	7.26	5.864	172.02	0.64	0.25
12/16/2014	7.54	6.090	178.65	0.64	0.25
12/17/2014	7.61	6.139	180.08	0.64	0.25
12/18/2014	7.79	6.284	184.34	0.64	0.25
12/19/2014	8.15	6.575	192.87	0.64	0.25
12/20/2014	8.11	6.543	191.92	0.64	0.25
12/21/2014	7.97	6.430	188.61	0.64	0.25
12/22/2014	7.87	6.349	186.24	0.64	0.25
12/23/2014	8.17	6.591	193.34	0.64	0.25
12/24/2014	8.37	6.753	198.08	0.64	0.25
12/25/2014	8.51	6.866	201.40	0.64	0.25
12/26/2014	8.73	7.044	206.61	0.64	0.25
12/27/2014	8.75	7.060	207.09	0.64	0.25
12/28/2014	8.69	7.011	205.67	0.64	0.25
12/29/2014	8.73	7.044	206.61	0.64	0.25
12/30/2014	8.03	6.478	190.03	0.64	0.25
12/31/2014	6.60	5.331	156.38	0.64	0.25
1/1/2015	6.80	5.493	161.12	0.64	0.25
1/2/2015	7.28	5.880	172.49	0.64	0.25
1/3/2015	7.56	6.107	179.13	0.64	0.25
1/4/2015	8.01	6.462	189.55	0.64	0.25
1/5/2015	7.34	5.929	173.92	0.64	0.25
1/6/2015	6.62	5.347	156.86	0.64	0.25
1/7/2015	7.20	5.816	170.60	0.64	0.25
1/8/2015	7.42	5.994	175.81	0.64	0.25
1/9/2015	7.93	6.397	187.66	0.64	0.25
1/10/2015	8.19	6.607	193.82	0.64	0.25
1/11/2015	8.19	6.607	193.82	0.64	0.25
1/12/2015	7.73	6.236	182.92	0.64	0.25
1/13/2015	8.37	6.753	198.08	0.64	0.25
1/14/2015	8.37	6.753	198.08	0.64	0.25
1/15/2015	8.15	6.575	192.87	0.64	0.25
1/16/2015	8.13	6.559	192.40	0.64	0.25
1/17/2015	7.91	6.381	187.18	0.64	0.25
1/18/2015	7.81	6.301	184.81	0.64	0.25
1/19/2015	7.73	6.236	182.92	0.64	0.25
1/20/2015	7.63	6.155	180.55	0.64	0.25
1/21/2015	7.81	6.301	184.81	0.64	0.25
1/22/2015	7.69	6.204	181.97	0.64	0.25
1/23/2015	7.44	6.010	176.28	0.64	0.25
1/24/2015	7.22	5.832	171.07	0.64	0.25
1/25/2015	6.94	5.606	164.44	0.64	0.25
1/26/2015	6.80	5.493	161.12	0.64	0.25
1/27/2015	6.70	5.412	158.75	0.64	0.25
1/28/2015	6.58	5.315	155.91	0.64	0.25
1/29/2015	6.54	5.283	154.96	0.64	0.25
1/30/2015	6.30	5.089	149.27	0.64	0.25
1/31/2015	6.28	5.073	148.80	0.64	0.25
2/1/2015	6.42	5.186	152.12	0.64	0.25
2/2/2015	5.68	4.588	134.58	0.64	0.25
2/3/2015	6.28	5.073	148.80	0.64	0.25
2/4/2015	5.98	4.830	141.69	0.64	0.25
2/5/2015	6.10	4.927	144.53	0.64	0.25
2/6/2015	6.34	5.121	150.22	0.64	0.25
2/7/2015	6.34	5.121	150.22	0.64	0.25
2/8/2015	6.26	5.057	148.33	0.64	0.25
2/9/2015	6.28	5.073	148.80	0.64	0.25
2/10/2015	6.42	5.186	152.12	0.64	0.25
2/11/2015	5.66	4.572	134.11	0.64	0.25

2/12/2015	6.08	4.911	144.06	0.64	0.25
2/13/2015	5.52	4.459	130.79	0.64	0.25
2/14/2015	5.40	4.362	127.95	0.64	0.25
2/15/2015	5.24	4.233	124.16	0.64	0.25
2/16/2015	6.14	4.960	145.48	0.64	0.25
2/17/2015	6.16	4.976	145.96	0.64	0.25
2/18/2015	5.54	4.475	131.27	0.64	0.25
2/19/2015	4.98	4.023	118.00	0.64	0.25
2/20/2015	4.54	3.667	107.57	0.64	0.25
2/21/2015	4.58	3.700	108.52	0.64	0.25
2/22/2015	4.74	3.829	112.31	0.64	0.25
2/23/2015	4.62	3.732	109.47	0.64	0.25
2/24/2015	4.56	3.683	108.05	0.64	0.25
2/25/2015	4.52	3.651	107.10	0.64	0.25
2/26/2015	4.56	3.683	108.05	0.64	0.25
2/27/2015	4.52	3.651	107.10	0.64	0.25
2/28/2015	4.74	3.829	112.31	0.64	0.25
3/1/2015	4.78	3.861	113.26	0.64	0.25
3/2/2015	4.78	3.861	113.26	0.64	0.25
3/3/2015	4.84	3.910	114.68	0.64	0.25
3/4/2015	4.84	3.910	114.68	0.64	0.25
3/5/2015	4.90	3.958	116.10	0.64	0.25
3/6/2015	4.90	3.958	116.10	0.64	0.25
3/7/2015	4.90	3.958	116.10	0.64	0.25
3/8/2015	5.28	4.265	125.11	0.64	0.25
3/9/2015	5.56	4.491	131.74	0.64	0.25
3/10/2015	6.00	4.847	142.17	0.64	0.25
3/11/2015	7.79	6.284	184.34	0.64	0.25
3/12/2015	9.11	7.351	215.62	0.64	0.25
3/13/2015	9.95	8.029	235.52	0.64	0.25
3/14/2015	11.59	9.354	274.38	0.64	0.25
3/15/2015	12.33	9.952	291.91	0.64	0.25
3/16/2015	12.29	9.919	290.96	0.64	0.25
3/17/2015	11.75	9.483	278.17	0.64	0.25
3/18/2015	10.53	8.498	249.26	0.64	0.25
3/19/2015	9.41	7.593	222.73	0.64	0.25
3/20/2015	8.87	7.157	209.93	0.64	0.25
3/21/2015	8.47	6.834	200.45	0.64	0.25
3/22/2015	8.19	6.607	193.82	0.64	0.25
3/23/2015	8.19	6.607	193.82	0.64	0.25
3/24/2015	7.95	6.414	188.13	0.64	0.25
3/25/2015	7.95	6.414	188.13	0.64	0.25
3/26/2015	8.07	6.511	190.98	0.64	0.25
3/27/2015	8.35	6.737	197.61	0.64	0.25
3/28/2015	8.45	6.817	199.98	0.64	0.25
3/29/2015	8.21	6.624	194.29	0.64	0.25
3/30/2015	7.81	6.301	184.81	0.64	0.25
3/31/2015	7.93	6.397	187.66	0.64	0.25
4/1/2015	7.71	6.220	182.45	0.64	0.25
4/2/2015	7.61	6.139	180.08	0.64	0.25
4/3/2015	7.61	6.139	180.08	0.64	0.25
4/4/2015	7.48	6.042	177.23	0.64	0.25
4/5/2015	7.26	5.864	172.02	0.64	0.25
4/6/2015	7.18	5.800	170.12	0.64	0.25
4/7/2015	7.06	5.703	167.28	0.64	0.25
4/8/2015	7.12	5.751	168.70	0.64	0.25
4/9/2015	7.42	5.994	175.81	0.64	0.25
4/10/2015	8.59	6.931	203.30	0.64	0.25
4/11/2015	9.53	7.690	225.57	0.64	0.25
4/12/2015	10.73	8.659	254.00	0.64	0.25
4/13/2015	11.49	9.273	272.01	0.64	0.25
4/14/2015	12.29	9.919	290.96	0.64	0.25
4/15/2015	12.49	10.081	295.70	0.64	0.25
4/16/2015	12.77	10.307	302.34	0.64	0.25
4/17/2015	12.59	10.162	298.07	0.64	0.25
4/18/2015	12.57	10.145	297.60	0.64	0.25
4/19/2015	12.31	9.935	291.44	0.64	0.25
4/20/2015	12.57	10.145	297.60	0.64	0.25
4/21/2015	11.89	9.596	281.49	0.64	0.25
4/22/2015	11.97	9.661	283.38	0.64	0.25
4/23/2015	12.13	9.790	287.17	0.64	0.25
4/24/2015	12.13	9.790	287.17	0.64	0.25
4/25/2015	11.97	9.661	283.38	0.64	0.25
4/26/2015	11.89	9.596	281.49	0.64	0.25
4/27/2015	11.45	9.241	271.06	0.64	0.25
4/28/2015	11.03	8.901	261.11	0.64	0.25
4/29/2015	10.95	8.837	259.21	0.64	0.25
4/30/2015	10.51	8.481	248.79	0.64	0.25
5/1/2015	10.27	8.288	243.10	0.64	0.25
5/2/2015	9.99	8.061	236.47	0.64	0.25
5/3/2015	9.71	7.835	229.83	0.64	0.25
5/4/2015	9.29	7.496	219.88	0.64	0.25
5/5/2015	10.19	8.223	241.21	0.64	0.25
5/6/2015	10.51	8.481	248.79	0.64	0.25
5/7/2015	10.81	8.724	255.90	0.64	0.25
5/8/2015	10.23	8.255	242.15	0.64	0.25
5/9/2015	9.87	7.964	233.62	0.64	0.25
5/10/2015	9.39	7.577	222.25	0.64	0.25
5/11/2015	8.93	7.205	211.35	0.64	0.25
5/12/2015	8.41	6.785	199.03	0.64	0.25
5/13/2015	8.19	6.607	193.82	0.64	0.25
5/14/2015	8.51	6.866	201.40	0.64	0.25
5/15/2015	8.43	6.801	199.51	0.64	0.25
5/16/2015	8.31	6.704	196.66	0.64	0.25
5/17/2015	8.31	6.704	196.66	0.64	0.25
5/18/2015	8.71	7.027	206.14	0.64	0.25
5/19/2015	8.49	6.850	200.93	0.64	0.25
5/20/2015	8.27	6.672	195.71	0.64	0.25
5/21/2015	7.71	6.220	182.45	0.64	0.25
5/22/2015	7.28	5.880	172.49	0.64	0.25
5/23/2015	7.50	6.058	177.71	0.64	0.25
5/24/2015	6.94	5.606	164.44	0.64	0.25
5/25/2015	7.50	6.058	177.71	0.64	0.25
5/26/2015	8.15	6.575	192.87	0.64	0.25

5/27/2015	8.75	7.060	207.09	0.64	0.25
5/28/2015	9.49	7.658	224.62	0.64	0.25
5/29/2015	10.07	8.126	238.36	0.64	0.25
5/30/2015	10.43	8.417	246.89	0.64	0.25
5/31/2015	10.97	8.853	259.69	0.64	0.25
6/1/2015	10.49	8.465	248.32	0.64	0.25
6/2/2015	9.99	8.061	236.47	0.64	0.25
6/3/2015	9.59	7.738	226.99	0.64	0.25
6/4/2015	8.99	7.254	212.77	0.64	0.25
6/5/2015	8.75	7.060	207.09	0.64	0.25
6/6/2015	8.69	7.011	205.67	0.64	0.25
6/7/2015	8.31	6.704	196.66	0.64	0.25
6/8/2015	8.01	6.462	189.55	0.64	0.25
6/9/2015	7.93	6.397	187.66	0.64	0.25
6/10/2015	8.67	6.995	205.19	0.64	0.25
6/11/2015	8.65	6.979	204.72	0.64	0.25
6/12/2015	10.49	8.465	248.32	0.64	0.25
6/13/2015	12.49	10.081	295.70	0.64	0.25
6/14/2015	14.83	11.971	351.15	0.64	0.25
6/15/2015	17.49	14.120	414.17	0.64	0.25
6/16/2015	19.05	15.380	451.14	0.64	0.25
6/17/2015	18.85	15.218	446.40	0.64	0.25
6/18/2015	18.33	14.798	434.08	0.64	0.25
6/19/2015	18.25	14.733	432.18	0.64	0.25
6/20/2015	18.17	14.669	430.29	0.64	0.25
6/21/2015	17.93	14.475	424.60	0.64	0.25
6/22/2015	17.51	14.136	414.65	0.64	0.25
6/23/2015	16.75	13.522	396.64	0.64	0.25
6/24/2015	16.31	13.166	386.22	0.64	0.25
6/25/2015	16.37	13.215	387.64	0.64	0.25
6/26/2015	16.47	13.296	390.01	0.64	0.25
6/27/2015	15.81	12.763	374.37	0.64	0.25
6/28/2015	14.35	11.583	339.78	0.64	0.25
6/29/2015	13.29	10.727	314.66	0.64	0.25
6/30/2015	12.39	10.000	293.33	0.64	0.25
7/1/2015	10.95	8.837	259.21	0.64	0.25
7/2/2015	10.35	8.352	245.00	0.64	0.25
7/3/2015	9.83	7.932	232.68	0.64	0.25
7/4/2015	8.29	6.688	196.19	0.64	0.25
7/5/2015	7.97	6.430	188.61	0.64	0.25
7/6/2015	8.49	6.850	200.93	0.64	0.25
7/7/2015	8.39	6.769	198.56	0.64	0.25
7/8/2015	7.61	6.139	180.08	0.64	0.25
7/9/2015	7.26	5.864	172.02	0.64	0.25
7/10/2015	7.40	5.977	175.34	0.64	0.25
7/11/2015	6.90	5.574	163.49	0.64	0.25
7/12/2015	6.96	5.622	164.91	0.64	0.25
7/13/2015	7.46	6.026	176.76	0.64	0.25
7/14/2015	8.19	6.607	193.82	0.64	0.25
7/15/2015	8.85	7.141	209.46	0.64	0.25
7/16/2015	8.07	6.511	190.98	0.64	0.25
7/17/2015	9.65	7.787	228.41	0.64	0.25
7/18/2015	10.05	8.110	237.89	0.64	0.25
7/19/2015	10.87	8.772	257.32	0.64	0.25
7/20/2015	10.43	8.417	246.89	0.64	0.25
7/21/2015	10.59	8.546	250.68	0.64	0.25
7/22/2015	10.35	8.352	245.00	0.64	0.25
7/23/2015	10.15	8.191	240.26	0.64	0.25
7/24/2015	9.89	7.981	234.10	0.64	0.25
7/25/2015	9.65	7.787	228.41	0.64	0.25
7/26/2015	9.29	7.496	219.88	0.64	0.25
7/27/2015	8.91	7.189	210.88	0.64	0.25
7/28/2015	8.67	6.995	205.19	0.64	0.25
7/29/2015	8.31	6.704	196.66	0.64	0.25
7/30/2015	7.69	6.204	181.97	0.64	0.25
7/31/2015	5.32	4.297	126.05	0.64	0.25
8/1/2015	6.08	4.911	144.06	0.64	0.25
8/2/2015	5.16	4.168	122.26	0.64	0.25
8/3/2015	5.16	4.168	122.26	0.64	0.25
8/4/2015	6.04	4.879	143.11	0.64	0.25
8/5/2015	4.44	3.586	105.20	0.64	0.25
8/6/2015	4.28	3.457	101.41	0.64	0.25
8/7/2015	4.38	3.538	103.78	0.64	0.25
8/8/2015	4.22	3.409	99.99	0.64	0.25
8/9/2015	4.22	3.409	99.99	0.64	0.25
8/10/2015	4.34	3.506	102.83	0.64	0.25
8/11/2015	4.32	3.490	102.36	0.64	0.25
8/12/2015	4.18	3.376	99.04	0.64	0.25
8/13/2015	4.04	3.263	95.72	0.64	0.25
8/14/2015	3.98	3.215	94.30	0.64	0.25
8/15/2015	4.04	3.263	95.72	0.64	0.25
8/16/2015	3.78	3.053	89.56	0.64	0.25
8/17/2015	3.96	3.199	93.83	0.64	0.25
8/18/2015	3.80	3.069	90.04	0.64	0.25
8/19/2015	5.20	4.200	123.21	0.64	0.25
8/20/2015	4.22	3.409	99.99	0.64	0.25
8/21/2015	5.44	4.394	128.90	0.64	0.25
8/22/2015	4.38	3.538	103.78	0.64	0.25
8/23/2015	4.38	3.538	103.78	0.64	0.25
8/24/2015	4.08	3.296	96.67	0.64	0.25
8/25/2015	3.92	3.166	92.88	0.64	0.25
8/26/2015	3.88	3.134	91.93	0.64	0.25
8/27/2015	3.90	3.150	92.41	0.64	0.25
8/28/2015	3.70	2.989	87.67	0.64	0.25
8/29/2015	4.56	3.683	108.05	0.64	0.25
8/30/2015	4.68	3.780	110.89	0.64	0.25
8/31/2015	5.70	4.604	135.06	0.64	0.25
9/1/2015	5.00	4.039	118.47	0.64	0.25
9/2/2015	5.84	4.717	138.37	0.64	0.25
9/3/2015	5.34	4.313	126.53	0.64	0.25
9/4/2015	5.14	4.152	121.79	0.64	0.25
9/5/2015	4.08	3.296	96.67	0.64	0.25
9/6/2015	4.08	3.296	96.67	0.64	0.25
9/7/2015	3.84	3.102	90.99	0.64	0.25

9/8/2015	4.38	3.538	103.78	0.64	0.25
9/9/2015	6.18	4.992	146.43	0.64	0.25
9/10/2015	5.40	4.362	127.95	0.64	0.25
9/11/2015	5.22	4.216	123.68	0.64	0.25
9/12/2015	5.14	4.152	121.79	0.64	0.25
9/13/2015	4.86	3.926	115.15	0.64	0.25
9/14/2015	5.38	4.346	127.47	0.64	0.25
9/15/2015	4.12	3.328	97.62	0.64	0.25
9/16/2015	4.40	3.554	104.25	0.64	0.25
9/17/2015	4.02	3.247	95.25	0.64	0.25
9/18/2015	6.00	4.847	142.17	0.64	0.25
9/19/2015	9.95	8.029	235.52	0.64	0.25
9/20/2015	10.75	8.675	254.48	0.64	0.25
9/21/2015	10.85	8.756	256.85	0.64	0.25
9/22/2015	11.19	9.031	264.90	0.64	0.25
9/23/2015	10.97	8.853	259.69	0.64	0.25
9/24/2015	10.21	8.239	241.68	0.64	0.25
9/25/2015	9.15	7.383	216.57	0.64	0.25
9/26/2015	8.65	6.979	204.72	0.64	0.25
9/27/2015	8.17	6.591	193.34	0.64	0.25
9/28/2015	7.87	6.349	186.24	0.64	0.25
9/29/2015	6.58	5.315	155.91	0.64	0.25
9/30/2015	7.63	6.155	180.55	0.64	0.25
10/1/2015	8.29	6.688	196.19	0.64	0.25
10/2/2015	8.15	6.575	192.87	0.64	0.25
10/3/2015	6.82	5.509	161.59	0.64	0.25
10/4/2015	7.48	6.042	177.23	0.64	0.25
10/5/2015	7.18	5.800	170.12	0.64	0.25
10/6/2015	7.04	5.687	166.81	0.64	0.25
10/7/2015	6.78	5.477	160.65	0.64	0.25
10/8/2015	5.64	4.556	133.64	0.64	0.25
10/9/2015	6.00	4.847	142.17	0.64	0.25
10/10/2015	6.60	5.331	156.38	0.64	0.25
10/11/2015	5.42	4.378	128.42	0.64	0.25
10/12/2015	5.30	4.281	125.58	0.64	0.25
10/13/2015	5.16	4.168	122.26	0.64	0.25
10/14/2015	5.64	4.556	133.64	0.64	0.25
10/15/2015	5.18	4.184	122.74	0.64	0.25
10/16/2015	5.12	4.136	121.31	0.64	0.25
10/17/2015	6.82	5.509	161.59	0.64	0.25
10/18/2015	7.22	5.832	171.07	0.64	0.25
10/19/2015	6.60	5.331	156.38	0.64	0.25
10/20/2015	4.26	3.441	100.94	0.64	0.25
10/21/2015	3.90	3.150	92.41	0.64	0.25
10/22/2015	3.72	3.005	88.14	0.64	0.25
10/23/2015	4.04	3.263	95.72	0.64	0.25
10/24/2015	4.22	3.409	99.99	0.64	0.25
10/25/2015	4.10	3.312	97.15	0.64	0.25
10/26/2015	4.46	3.603	105.68	0.64	0.25
10/27/2015	5.36	4.330	127.00	0.64	0.25
10/28/2015	7.42	5.994	175.81	0.64	0.25
10/29/2015	7.48	6.042	177.23	0.64	0.25
10/30/2015	8.03	6.478	190.03	0.64	0.25
10/31/2015	7.26	5.864	172.02	0.64	0.25
11/1/2015	8.01	6.462	189.55	0.64	0.25
11/2/2015	8.27	6.672	195.71	0.64	0.25
11/3/2015	8.01	6.462	189.55	0.64	0.25
11/4/2015	7.77	6.268	183.87	0.64	0.25
11/5/2015	7.50	6.058	177.71	0.64	0.25
11/6/2015	7.46	6.026	176.76	0.64	0.25
11/7/2015	7.32	5.913	173.44	0.64	0.25
11/8/2015	7.06	5.703	167.28	0.64	0.25
11/9/2015	6.92	5.590	163.96	0.64	0.25
11/10/2015	6.84	5.525	162.07	0.64	0.25
11/11/2015	6.64	5.364	157.33	0.64	0.25
11/12/2015	6.52	5.267	154.49	0.64	0.25
11/13/2015	6.62	5.347	156.86	0.64	0.25
11/14/2015	6.58	5.315	155.91	0.64	0.25
11/15/2015	6.44	5.202	152.59	0.64	0.25
11/16/2015	6.46	5.218	153.06	0.64	0.25
11/17/2015	6.76	5.460	160.17	0.64	0.25
11/18/2015	9.05	7.302	214.20	0.64	0.25
11/19/2015	10.55	8.514	249.74	0.64	0.25
11/20/2015	11.23	9.063	265.85	0.64	0.25
11/21/2015	12.01	9.693	284.33	0.64	0.25
11/22/2015	11.77	9.499	278.64	0.64	0.25
11/23/2015	11.53	9.305	272.96	0.64	0.25
11/24/2015	11.15	8.998	263.95	0.64	0.25
11/25/2015	10.93	8.821	258.74	0.64	0.25
11/26/2015	11.15	8.998	263.95	0.64	0.25
11/27/2015	15.61	12.601	369.63	0.64	0.25
11/28/2015	18.01	14.540	426.50	0.64	0.25
11/29/2015	17.67	14.265	418.44	0.64	0.25
11/30/2015	18.11	14.620	428.87	0.64	0.25
12/1/2015	19.69	15.897	466.30	0.64	0.25
12/2/2015	20.81	16.801	492.84	0.64	0.25
12/3/2015	20.81	16.801	492.84	0.64	0.25
12/4/2015	20.61	16.640	488.10	0.64	0.25
12/5/2015	20.41	16.478	483.36	0.64	0.25
12/6/2015	19.91	16.074	471.51	0.64	0.25
12/7/2015	19.11	15.428	452.56	0.64	0.25
12/8/2015	18.21	14.701	431.23	0.64	0.25
12/9/2015	17.33	13.990	410.38	0.64	0.25
12/10/2015	16.37	13.215	387.64	0.64	0.25
12/11/2015	15.55	12.553	368.21	0.64	0.25
12/12/2015	15.35	12.391	363.47	0.64	0.25
12/13/2015	15.37	12.407	363.94	0.64	0.25
12/14/2015	18.23	14.717	431.71	0.64	0.25
12/15/2015	21.21	17.124	502.32	0.64	0.25
12/16/2015	21.61	17.448	511.80	0.64	0.25
12/17/2015	21.81	17.609	516.53	0.64	0.25
12/18/2015	22.41	18.094	530.75	0.64	0.25
12/19/2015	22.41	18.094	530.75	0.64	0.25
12/20/2015	22.21	17.932	526.01	0.64	0.25

12/21/2015	22.41	18.094	530.75	0.64	0.25
12/22/2015	22.82	18.417	540.23	0.64	0.25
12/23/2015	22.61	18.255	535.49	0.64	0.25
12/24/2015	22.61	18.255	535.49	0.64	0.25
12/25/2015	22.61	18.255	535.49	0.64	0.25
12/26/2015	22.41	18.094	530.75	0.64	0.25
12/27/2015	22.41	18.094	530.75	0.64	0.25
12/28/2015	22.01	17.771	521.27	0.64	0.25
12/29/2015	22.21	17.932	526.01	0.64	0.25
12/30/2015	20.81	16.801	492.84	0.64	0.25
12/31/2015	20.21	16.317	478.62	0.64	0.25
1/1/2016	19.03	15.364	450.66	0.64	0.25
1/2/2016	18.11	14.620	428.87	0.64	0.25
1/3/2016	17.25	13.926	408.49	0.64	0.25
1/4/2016	16.93	13.667	400.91	0.64	0.25
1/5/2016	16.53	13.344	391.43	0.64	0.25
1/6/2016	16.13	13.021	381.95	0.64	0.25
1/7/2016	15.77	12.730	373.42	0.64	0.25
1/8/2016	15.67	12.649	371.05	0.64	0.25
1/9/2016	15.93	12.859	377.21	0.64	0.25
1/10/2016	16.15	13.037	382.42	0.64	0.25
1/11/2016	14.11	11.389	334.09	0.64	0.25
1/12/2016	13.71	11.066	324.61	0.64	0.25
1/13/2016	13.07	10.549	309.45	0.64	0.25
1/14/2016	12.41	10.016	293.81	0.64	0.25
1/15/2016	12.19	9.838	288.60	0.64	0.25
1/16/2016	12.69	10.242	300.44	0.64	0.25
1/17/2016	12.91	10.420	305.66	0.64	0.25
1/18/2016	12.79	10.323	302.81	0.64	0.25
1/19/2016	12.27	9.903	290.49	0.64	0.25
1/20/2016	12.07	9.742	285.75	0.64	0.25
1/21/2016	11.93	9.628	282.44	0.64	0.25
1/22/2016	12.25	9.887	290.02	0.64	0.25
1/23/2016	12.25	9.887	290.02	0.64	0.25
1/24/2016	12.21	9.855	289.07	0.64	0.25
1/25/2016	11.91	9.612	281.96	0.64	0.25
1/26/2016	11.53	9.305	272.96	0.64	0.25
1/27/2016	11.19	9.031	264.90	0.64	0.25
1/28/2016	10.91	8.805	258.27	0.64	0.25
1/29/2016	10.53	8.498	249.26	0.64	0.25
1/30/2016	11.17	9.015	264.43	0.64	0.25
1/31/2016	10.91	8.805	258.27	0.64	0.25
2/1/2016	10.93	8.821	258.74	0.64	0.25
2/2/2016	11.17	9.015	264.43	0.64	0.25
2/3/2016	12.35	9.968	292.39	0.64	0.25
2/4/2016	12.71	10.259	300.92	0.64	0.25
2/5/2016	12.47	10.065	295.23	0.64	0.25
2/6/2016	11.89	9.596	281.49	0.64	0.25
2/7/2016	11.29	9.112	267.27	0.64	0.25
2/8/2016	11.85	9.564	280.54	0.64	0.25
2/9/2016	12.03	9.709	284.80	0.64	0.25
2/10/2016	11.21	9.047	265.38	0.64	0.25
2/11/2016	10.45	8.433	247.37	0.64	0.25
2/12/2016	9.65	7.787	228.41	0.64	0.25
2/13/2016	8.73	7.044	206.61	0.64	0.25
2/14/2016	8.79	7.092	208.04	0.64	0.25
2/15/2016	9.09	7.334	215.14	0.64	0.25
2/16/2016	9.31	7.512	220.36	0.64	0.25
2/17/2016	9.37	7.561	221.78	0.64	0.25
2/18/2016	9.31	7.512	220.36	0.64	0.25
2/19/2016	10.55	8.514	249.74	0.64	0.25
2/20/2016	13.73	11.082	325.08	0.64	0.25
2/21/2016	14.17	11.438	335.51	0.64	0.25
2/22/2016	14.11	11.389	334.09	0.64	0.25
2/23/2016	14.23	11.486	336.93	0.64	0.25
2/24/2016	14.51	11.712	343.57	0.64	0.25
2/25/2016	14.57	11.761	344.99	0.64	0.25
2/26/2016	14.33	11.567	339.30	0.64	0.25
2/27/2016	14.03	11.325	332.19	0.64	0.25
2/28/2016	13.63	11.002	322.72	0.64	0.25
2/29/2016	13.25	10.695	313.71	0.64	0.25
3/1/2016	13.31	10.743	315.13	0.64	0.25
3/2/2016	12.95	10.452	306.60	0.64	0.25
3/3/2016	12.93	10.436	306.13	0.64	0.25
3/4/2016	12.59	10.162	298.07	0.64	0.25
3/5/2016	12.45	10.049	294.76	0.64	0.25
3/6/2016	12.31	9.935	291.44	0.64	0.25
3/7/2016	12.45	10.049	294.76	0.64	0.25
3/8/2016	12.91	10.420	305.66	0.64	0.25
3/9/2016	13.41	10.824	317.50	0.64	0.25
3/10/2016	13.65	11.018	323.19	0.64	0.25
3/11/2016	14.09	11.373	333.61	0.64	0.25
3/12/2016	13.99	11.292	331.25	0.64	0.25
3/13/2016	14.01	11.309	331.72	0.64	0.25
3/14/2016	14.21	11.470	336.46	0.64	0.25
3/15/2016	14.25	11.502	337.41	0.64	0.25
3/16/2016	15.27	12.326	361.57	0.64	0.25
3/17/2016	16.41	13.247	388.59	0.64	0.25
3/18/2016	17.15	13.845	406.12	0.64	0.25
3/19/2016	17.87	14.427	423.18	0.64	0.25
3/20/2016	18.33	14.798	434.08	0.64	0.25
3/21/2016	18.49	14.927	437.87	0.64	0.25
3/22/2016	18.27	14.750	432.66	0.64	0.25
3/23/2016	17.71	14.297	419.39	0.64	0.25
3/24/2016	18.29	14.766	433.13	0.64	0.25
3/25/2016	19.35	15.622	458.25	0.64	0.25
3/26/2016	18.99	15.331	449.72	0.64	0.25
3/27/2016	18.93	15.283	448.29	0.64	0.25
3/28/2016	19.07	15.396	451.61	0.64	0.25
3/29/2016	18.87	15.234	446.87	0.64	0.25
3/30/2016	18.55	14.976	439.29	0.64	0.25
3/31/2016	18.71	15.105	443.08	0.64	0.25
4/1/2016	19.33	15.606	457.77	0.64	0.25
4/2/2016	19.01	15.347	450.19	0.64	0.25

4/3/2016	18.85	15.218	446.40	0.64	0.25
4/4/2016	19.03	15.364	450.66	0.64	0.25
4/5/2016	19.11	15.428	452.56	0.64	0.25
4/6/2016	19.45	15.703	460.62	0.64	0.25
4/7/2016	20.01	16.155	473.88	0.64	0.25
4/8/2016	20.01	16.155	473.88	0.64	0.25
4/9/2016	20.01	16.155	473.88	0.64	0.25
4/10/2016	19.97	16.123	472.94	0.64	0.25
4/11/2016	19.75	15.945	467.72	0.64	0.25
4/12/2016	19.29	15.574	456.82	0.64	0.25
4/13/2016	18.83	15.202	445.93	0.64	0.25
4/14/2016	18.53	14.960	438.82	0.64	0.25
4/15/2016	18.03	14.556	426.97	0.64	0.25
4/16/2016	17.53	14.152	415.12	0.64	0.25
4/17/2016	17.13	13.829	405.64	0.64	0.25
4/18/2016	16.73	13.506	396.17	0.64	0.25
4/19/2016	16.49	13.312	390.48	0.64	0.25
4/20/2016	16.47	13.296	390.01	0.64	0.25
4/21/2016	16.09	12.989	381.00	0.64	0.25
4/22/2016	15.67	12.649	371.05	0.64	0.25
4/23/2016	15.43	12.456	365.36	0.64	0.25
4/24/2016	15.03	12.133	355.89	0.64	0.25
4/25/2016	14.61	11.793	345.94	0.64	0.25
4/26/2016	14.19	11.454	335.98	0.64	0.25
4/27/2016	13.95	11.260	330.30	0.64	0.25
4/28/2016	13.91	11.228	329.35	0.64	0.25
4/29/2016	13.53	10.921	320.35	0.64	0.25
4/30/2016	13.21	10.662	312.76	0.64	0.25
5/1/2016	13.73	11.082	325.08	0.64	0.25
5/2/2016	13.75	11.099	325.56	0.64	0.25
5/3/2016	13.55	10.937	320.82	0.64	0.25
5/4/2016	13.81	11.147	326.98	0.64	0.25
5/5/2016	13.87	11.196	328.40	0.64	0.25
5/6/2016	13.27	10.711	314.19	0.64	0.25
5/7/2016	12.79	10.323	302.81	0.64	0.25
5/8/2016	12.43	10.032	294.28	0.64	0.25
5/9/2016	11.89	9.596	281.49	0.64	0.25
5/10/2016	12.39	10.000	293.33	0.64	0.25
5/11/2016	12.85	10.372	304.23	0.64	0.25
5/12/2016	12.91	10.420	305.66	0.64	0.25
5/13/2016	12.73	10.275	301.39	0.64	0.25
5/14/2016	12.67	10.226	299.97	0.64	0.25
5/15/2016	12.45	10.049	294.76	0.64	0.25
5/16/2016	12.07	9.742	285.75	0.64	0.25
5/17/2016	11.81	9.532	279.59	0.64	0.25
5/18/2016	11.45	9.241	271.06	0.64	0.25
5/19/2016	10.99	8.869	260.16	0.64	0.25
5/20/2016	10.63	8.578	251.63	0.64	0.25
5/21/2016	10.25	8.271	242.63	0.64	0.25
5/22/2016	9.91	7.997	234.57	0.64	0.25
5/23/2016	9.43	7.609	223.20	0.64	0.25
5/24/2016	9.37	7.561	221.78	0.64	0.25
5/25/2016	8.89	7.173	210.40	0.64	0.25
5/26/2016	8.79	7.092	208.04	0.64	0.25
5/27/2016	8.69	7.011	205.67	0.64	0.25
5/28/2016	7.08	5.719	167.76	0.64	0.25
5/29/2016	6.78	5.477	160.65	0.64	0.25
5/30/2016	6.86	5.541	162.54	0.64	0.25
5/31/2016	8.85	7.141	209.46	0.64	0.25
6/1/2016	9.75	7.868	230.78	0.64	0.25
6/2/2016	9.83	7.932	232.68	0.64	0.25
6/3/2016	9.83	7.932	232.68	0.64	0.25
6/4/2016	9.29	7.496	219.88	0.64	0.25
6/5/2016	6.78	5.477	160.65	0.64	0.25
6/6/2016	7.89	6.365	186.71	0.64	0.25
6/7/2016	8.17	6.591	193.34	0.64	0.25
6/8/2016	7.97	6.430	188.61	0.64	0.25
6/9/2016	7.91	6.381	187.18	0.64	0.25
6/10/2016	8.37	6.753	198.08	0.64	0.25
6/11/2016	8.73	7.044	206.61	0.64	0.25
6/12/2016	8.97	7.238	212.30	0.64	0.25
6/13/2016	9.73	7.851	230.31	0.64	0.25
6/14/2016	9.67	7.803	228.89	0.64	0.25
6/15/2016	11.67	9.418	276.27	0.64	0.25
6/16/2016	13.47	10.872	318.92	0.64	0.25
6/17/2016	14.19	11.454	335.98	0.64	0.25
6/18/2016	14.21	11.470	336.46	0.64	0.25
6/19/2016	13.79	11.131	326.51	0.64	0.25
6/20/2016	12.95	10.452	306.60	0.64	0.25
6/21/2016	12.13	9.790	287.17	0.64	0.25
6/22/2016	11.29	9.112	267.27	0.64	0.25
6/23/2016	10.71	8.643	253.53	0.64	0.25
6/24/2016	10.23	8.255	242.15	0.64	0.25
6/25/2016	9.71	7.835	229.83	0.64	0.25
6/26/2016	9.59	7.738	226.99	0.64	0.25
6/27/2016	9.87	7.964	233.62	0.64	0.25
6/28/2016	9.89	7.981	234.10	0.64	0.25
6/29/2016	10.15	8.191	240.26	0.64	0.25
6/30/2016	10.37	8.368	245.47	0.64	0.25
7/1/2016	9.55	7.706	226.04	0.64	0.25
7/2/2016	9.53	7.690	225.57	0.64	0.25
7/3/2016	8.89	7.173	210.40	0.64	0.25
7/4/2016	8.53	6.882	201.87	0.64	0.25
7/5/2016	8.15	6.575	192.87	0.64	0.25
7/6/2016	8.79	7.092	208.04	0.64	0.25
7/7/2016	8.61	6.947	203.77	0.64	0.25
7/8/2016	6.72	5.428	159.23	0.64	0.25
7/9/2016	6.00	4.847	142.17	0.64	0.25
7/10/2016	6.30	5.089	149.27	0.64	0.25
7/11/2016	6.64	5.364	157.33	0.64	0.25
7/12/2016	6.16	4.976	145.96	0.64	0.25
7/13/2016	6.32	5.105	149.75	0.64	0.25
7/14/2016	6.40	5.170	151.64	0.64	0.25
7/15/2016	6.34	5.121	150.22	0.64	0.25

7/16/2016	6.34	5.121	150.22	0.64	0.25
7/17/2016	6.36	5.137	150.70	0.64	0.25
7/18/2016	6.20	5.008	146.90	0.64	0.25
7/19/2016	6.04	4.879	143.11	0.64	0.25
7/20/2016	5.44	4.394	128.90	0.64	0.25
7/21/2016	5.44	4.394	128.90	0.64	0.25
7/22/2016	6.90	5.574	163.49	0.64	0.25
7/23/2016	6.94	5.606	164.44	0.64	0.25
7/24/2016	7.85	6.333	185.76	0.64	0.25
7/25/2016	8.53	6.882	201.87	0.64	0.25
7/26/2016	9.97	8.045	235.99	0.64	0.25
7/27/2016	10.19	8.223	241.21	0.64	0.25
7/28/2016	10.53	8.498	249.26	0.64	0.25
7/29/2016	9.81	7.916	232.20	0.64	0.25
7/30/2016	10.67	8.611	252.58	0.64	0.25
7/31/2016	10.37	8.368	245.47	0.64	0.25
8/1/2016	8.81	7.108	208.51	0.64	0.25
8/2/2016	7.89	6.365	186.71	0.64	0.25
8/3/2016	7.65	6.171	181.02	0.64	0.25
8/4/2016	7.00	5.654	165.86	0.64	0.25
8/5/2016	7.48	6.042	177.23	0.64	0.25
8/6/2016	8.91	7.189	210.88	0.64	0.25
8/7/2016	8.69	7.011	205.67	0.64	0.25
8/8/2016	7.91	6.381	187.18	0.64	0.25
8/9/2016	7.10	5.735	168.23	0.64	0.25
8/10/2016	6.90	5.574	163.49	0.64	0.25
8/11/2016	6.56	5.299	155.43	0.64	0.25
8/12/2016	7.02	5.670	166.33	0.64	0.25
8/13/2016	8.47	6.834	200.45	0.64	0.25
8/14/2016	8.91	7.189	210.88	0.64	0.25
8/15/2016	7.40	5.977	175.34	0.64	0.25
8/16/2016	7.30	5.897	172.97	0.64	0.25
8/17/2016	7.10	5.735	168.23	0.64	0.25
8/18/2016	6.62	5.347	156.86	0.64	0.25
8/19/2016	7.89	6.365	186.71	0.64	0.25
8/20/2016	9.01	7.270	213.25	0.64	0.25
8/21/2016	9.47	7.641	224.15	0.64	0.25
8/22/2016	9.59	7.738	226.99	0.64	0.25
8/23/2016	9.55	7.706	226.04	0.64	0.25
8/24/2016	9.73	7.851	230.31	0.64	0.25
8/25/2016	9.95	8.029	235.52	0.64	0.25
8/26/2016	10.27	8.288	243.10	0.64	0.25
8/27/2016	10.73	8.659	254.00	0.64	0.25
8/28/2016	10.25	8.271	242.63	0.64	0.25
8/29/2016	9.61	7.754	227.46	0.64	0.25
8/30/2016	9.83	7.932	232.68	0.64	0.25
8/31/2016	10.27	8.288	243.10	0.64	0.25
9/1/2016	10.25	8.271	242.63	0.64	0.25
9/2/2016	9.87	7.964	233.62	0.64	0.25
9/3/2016	9.31	7.512	220.36	0.64	0.25
9/4/2016	7.48	6.042	177.23	0.64	0.25
9/5/2016	6.76	5.460	160.17	0.64	0.25
9/6/2016	6.82	5.509	161.59	0.64	0.25
9/7/2016	8.31	6.704	196.66	0.64	0.25
9/8/2016	9.97	8.045	235.99	0.64	0.25
9/9/2016	11.41	9.208	270.11	0.64	0.25
9/10/2016	11.89	9.596	281.49	0.64	0.25
9/11/2016	11.87	9.580	281.01	0.64	0.25
9/12/2016	11.45	9.241	271.06	0.64	0.25
9/13/2016	10.87	8.772	257.32	0.64	0.25
9/14/2016	10.57	8.530	250.21	0.64	0.25
9/15/2016	10.41	8.401	246.42	0.64	0.25
9/16/2016	10.49	8.465	248.32	0.64	0.25
9/17/2016	10.49	8.465	248.32	0.64	0.25
9/18/2016	10.37	8.368	245.47	0.64	0.25
9/19/2016	10.31	8.320	244.05	0.64	0.25
9/20/2016	10.61	8.562	251.16	0.64	0.25
9/21/2016	10.99	8.869	260.16	0.64	0.25
9/22/2016	11.53	9.305	272.96	0.64	0.25
9/23/2016	12.13	9.790	287.17	0.64	0.25
9/24/2016	12.53	10.113	296.65	0.64	0.25
9/25/2016	12.81	10.339	303.29	0.64	0.25
9/26/2016	12.63	10.194	299.02	0.64	0.25
9/27/2016	12.27	9.903	290.49	0.64	0.25
9/28/2016	12.39	10.000	293.33	0.64	0.25
9/29/2016	12.45	10.049	294.76	0.64	0.25
9/30/2016	12.33	9.952	291.91	0.64	0.25
10/1/2016	12.29	9.919	290.96	0.64	0.25
10/2/2016	12.11	9.774	286.70	0.64	0.25
10/3/2016	12.01	9.693	284.33	0.64	0.25
10/4/2016	11.93	9.628	282.44	0.64	0.25
10/5/2016	11.81	9.532	279.59	0.64	0.25
10/6/2016	11.69	9.435	276.75	0.64	0.25
10/7/2016	11.65	9.402	275.80	0.64	0.25
10/8/2016	11.59	9.354	274.38	0.64	0.25
10/9/2016	11.73	9.467	277.70	0.64	0.25
10/10/2016	11.77	9.499	278.64	0.64	0.25
10/11/2016	11.53	9.305	272.96	0.64	0.25
10/12/2016	11.29	9.112	267.27	0.64	0.25
10/13/2016	11.29	9.112	267.27	0.64	0.25
10/14/2016	10.83	8.740	256.37	0.64	0.25
10/15/2016	10.73	8.659	254.00	0.64	0.25
10/16/2016	11.21	9.047	265.38	0.64	0.25
10/17/2016	11.43	9.225	270.59	0.64	0.25
10/18/2016	11.83	9.548	280.07	0.64	0.25
10/19/2016	12.11	9.774	286.70	0.64	0.25
10/20/2016	12.17	9.822	288.12	0.64	0.25
10/21/2016	11.97	9.661	283.38	0.64	0.25
10/22/2016	11.59	9.354	274.38	0.64	0.25
10/23/2016	11.33	9.144	268.22	0.64	0.25
10/24/2016	11.19	9.031	264.90	0.64	0.25
10/25/2016	11.11	8.966	263.01	0.64	0.25
10/26/2016	12.03	9.709	284.80	0.64	0.25
10/27/2016	14.09	11.373	333.61	0.64	0.25

10/28/2016	14.83	11.971	351.15	0.64	0.25
10/29/2016	15.39	12.423	364.42	0.64	0.25
10/30/2016	16.21	13.086	383.85	0.64	0.25
10/31/2016	16.45	13.280	389.53	0.64	0.25
11/1/2016	16.53	13.344	391.43	0.64	0.25
11/2/2016	16.73	13.506	396.17	0.64	0.25
11/3/2016	17.01	13.732	402.80	0.64	0.25
11/4/2016	17.05	13.764	403.75	0.64	0.25
11/5/2016	16.93	13.667	400.91	0.64	0.25
11/6/2016	16.55	13.360	391.90	0.64	0.25
11/7/2016	15.97	12.892	378.16	0.64	0.25
11/8/2016	15.31	12.359	362.52	0.64	0.25
11/9/2016	14.87	12.003	352.10	0.64	0.25
11/10/2016	14.43	11.648	341.67	0.64	0.25
11/11/2016	14.07	11.357	333.14	0.64	0.25
11/12/2016	13.85	11.179	327.93	0.64	0.25
11/13/2016	13.29	10.727	314.66	0.64	0.25
11/14/2016	12.95	10.452	306.60	0.64	0.25
11/15/2016	12.91	10.420	305.66	0.64	0.25
11/16/2016	12.65	10.210	299.49	0.64	0.25
11/17/2016	12.37	9.984	292.86	0.64	0.25
11/18/2016	11.93	9.628	282.44	0.64	0.25
11/19/2016	11.31	9.128	267.74	0.64	0.25
11/20/2016	11.49	9.273	272.01	0.64	0.25
11/21/2016	11.75	9.483	278.17	0.64	0.25
11/22/2016	11.51	9.289	272.48	0.64	0.25
11/23/2016	11.65	9.402	275.80	0.64	0.25
11/24/2016	11.37	9.176	269.17	0.64	0.25
11/25/2016	11.27	9.095	266.80	0.64	0.25
11/26/2016	11.35	9.160	268.69	0.64	0.25
11/27/2016	11.19	9.031	264.90	0.64	0.25
11/28/2016	12.31	9.935	291.44	0.64	0.25
11/29/2016	14.25	11.502	337.41	0.64	0.25
11/30/2016	15.41	12.439	364.89	0.64	0.25
12/1/2016	15.71	12.682	372.00	0.64	0.25
12/2/2016	15.89	12.827	376.26	0.64	0.25
12/3/2016	15.77	12.730	373.42	0.64	0.25
12/4/2016	15.47	12.488	366.31	0.64	0.25
12/5/2016	14.85	11.987	351.62	0.64	0.25
12/6/2016	14.29	11.535	338.35	0.64	0.25
12/7/2016	13.65	11.018	323.19	0.64	0.25
12/8/2016	13.07	10.549	309.45	0.64	0.25
12/9/2016	12.59	10.162	298.07	0.64	0.25
12/10/2016	12.07	9.742	285.75	0.64	0.25
12/11/2016	11.77	9.499	278.64	0.64	0.25
12/12/2016	11.91	9.612	281.96	0.64	0.25
12/13/2016	11.89	9.596	281.49	0.64	0.25
12/14/2016	9.93	8.013	235.05	0.64	0.25
12/15/2016	8.53	6.882	201.87	0.64	0.25
12/16/2016	8.95	7.221	211.83	0.64	0.25
12/17/2016	9.29	7.496	219.88	0.64	0.25
12/18/2016	9.91	7.997	234.57	0.64	0.25
12/19/2016	10.43	8.417	246.89	0.64	0.25
12/20/2016	10.89	8.788	257.79	0.64	0.25
12/21/2016	11.41	9.208	270.11	0.64	0.25
12/22/2016	11.69	9.435	276.75	0.64	0.25
12/23/2016	11.79	9.515	279.12	0.64	0.25
12/24/2016	11.87	9.580	281.01	0.64	0.25
12/25/2016	11.69	9.435	276.75	0.64	0.25
12/26/2016	12.17	9.822	288.12	0.64	0.25
12/27/2016	13.71	11.066	324.61	0.64	0.25
12/28/2016	14.13	11.406	334.56	0.64	0.25
12/29/2016	14.19	11.454	335.98	0.64	0.25
12/30/2016	14.07	11.357	333.14	0.64	0.25
12/31/2016	13.75	11.099	325.56	0.64	0.25
1/1/2017	13.15	10.614	311.34	0.64	0.25
1/2/2017	12.65	10.210	299.49	0.64	0.25
1/3/2017	12.23	9.871	289.54	0.64	0.25
1/4/2017	11.69	9.435	276.75	0.64	0.25
1/5/2017	10.31	8.320	244.05	0.64	0.25
1/6/2017	9.17	7.399	217.04	0.64	0.25
1/7/2017	9.29	7.496	219.88	0.64	0.25
1/8/2017	9.85	7.948	233.15	0.64	0.25
1/9/2017	10.83	8.740	256.37	0.64	0.25
1/10/2017	11.75	9.483	278.17	0.64	0.25
1/11/2017	13.25	10.695	313.71	0.64	0.25
1/12/2017	13.81	11.147	326.98	0.64	0.25
1/13/2017	13.93	11.244	329.82	0.64	0.25
1/14/2017	13.17	10.630	311.82	0.64	0.25
1/15/2017	12.53	10.113	296.65	0.64	0.25
1/16/2017	11.83	9.548	280.07	0.64	0.25
1/17/2017	15.47	12.488	366.31	0.64	0.25
1/18/2017	16.39	13.231	388.11	0.64	0.25
1/19/2017	15.41	12.439	364.89	0.64	0.25
1/20/2017	16.93	13.667	400.91	0.64	0.25
1/21/2017	19.01	15.347	450.19	0.64	0.25
1/22/2017	20.01	16.155	473.88	0.64	0.25
1/23/2017	22.61	18.255	535.49	0.64	0.25
1/24/2017	23.62	19.063	559.18	0.64	0.25
1/25/2017	23.42	18.902	554.44	0.64	0.25
1/26/2017	23.22	18.740	549.71	0.64	0.25
1/27/2017	22.61	18.255	535.49	0.64	0.25
1/28/2017	22.21	17.932	526.01	0.64	0.25
1/29/2017	21.41	17.286	507.06	0.64	0.25
1/30/2017	20.61	16.640	488.10	0.64	0.25
1/31/2017	20.01	16.155	473.88	0.64	0.25
2/1/2017	18.71	15.105	443.08	0.64	0.25
2/2/2017	17.31	13.974	409.91	0.64	0.25
2/3/2017	15.93	12.859	377.21	0.64	0.25
2/4/2017	15.81	12.763	374.37	0.64	0.25
2/5/2017	14.75	11.906	349.25	0.64	0.25
2/6/2017	14.27	11.519	337.88	0.64	0.25
2/7/2017	14.51	11.712	343.57	0.64	0.25
2/8/2017	14.71	11.874	348.30	0.64	0.25

2/9/2017	14.87	12.003	352.10	0.64	0.25
2/10/2017	14.77	11.922	349.73	0.64	0.25
2/11/2017	14.99	12.100	354.94	0.64	0.25
2/12/2017	14.51	11.712	343.57	0.64	0.25
2/13/2017	14.07	11.357	333.14	0.64	0.25
2/14/2017	13.83	11.163	327.45	0.64	0.25
2/15/2017	13.97	11.276	330.77	0.64	0.25
2/16/2017	14.27	11.519	337.88	0.64	0.25
2/17/2017	14.35	11.583	339.78	0.64	0.25
2/18/2017	14.25	11.502	337.41	0.64	0.25
2/19/2017	13.99	11.292	331.25	0.64	0.25
2/20/2017	13.83	11.163	327.45	0.64	0.25
2/21/2017	14.25	11.502	337.41	0.64	0.25
2/22/2017	14.59	11.777	345.46	0.64	0.25
2/23/2017	14.93	12.052	353.52	0.64	0.25
2/24/2017	16.41	13.247	388.59	0.64	0.25
2/25/2017	17.75	14.330	420.34	0.64	0.25
2/26/2017	18.27	14.750	432.66	0.64	0.25
2/27/2017	18.71	15.105	443.08	0.64	0.25
2/28/2017	19.17	15.477	453.98	0.64	0.25
3/1/2017	19.43	15.687	460.14	0.64	0.25
3/2/2017	19.51	15.751	462.04	0.64	0.25
3/3/2017	19.33	15.606	457.77	0.64	0.25
3/4/2017	19.23	15.525	455.40	0.64	0.25
3/5/2017	19.45	15.703	460.62	0.64	0.25
3/6/2017	19.17	15.477	453.98	0.64	0.25
3/7/2017	18.71	15.105	443.08	0.64	0.25
3/8/2017	18.21	14.701	431.23	0.64	0.25
3/9/2017	18.51	14.944	438.34	0.64	0.25
3/10/2017	19.09	15.412	452.09	0.64	0.25
3/11/2017	19.03	15.364	450.66	0.64	0.25
3/12/2017	18.65	15.057	441.66	0.64	0.25
3/13/2017	18.43	14.879	436.45	0.64	0.25
3/14/2017	18.29	14.766	433.13	0.64	0.25
3/15/2017	17.71	14.297	419.39	0.64	0.25
3/16/2017	17.35	14.007	410.86	0.64	0.25
3/17/2017	17.23	13.910	408.01	0.64	0.25
3/18/2017	17.11	13.813	405.17	0.64	0.25
3/19/2017	16.99	13.716	402.33	0.64	0.25
3/20/2017	16.87	13.619	399.48	0.64	0.25
3/21/2017	16.75	13.522	396.64	0.64	0.25
3/22/2017	16.45	13.280	389.53	0.64	0.25
3/23/2017	16.17	13.053	382.90	0.64	0.25
3/24/2017	15.99	12.908	378.63	0.64	0.25
3/25/2017	16.21	13.086	383.85	0.64	0.25
3/26/2017	16.43	13.263	389.06	0.64	0.25
3/27/2017	16.31	13.166	386.22	0.64	0.25
3/28/2017	16.27	13.134	385.27	0.64	0.25
3/29/2017	16.19	13.070	383.37	0.64	0.25
3/30/2017	17.77	14.346	420.81	0.64	0.25
3/31/2017	20.61	16.640	488.10	0.64	0.25
4/1/2017	20.81	16.801	492.84	0.64	0.25
4/2/2017	21.01	16.963	497.58	0.64	0.25
4/3/2017	21.21	17.124	502.32	0.64	0.25
4/4/2017	22.21	17.932	526.01	0.64	0.25
4/5/2017	23.02	18.578	544.97	0.64	0.25
4/6/2017	24.02	19.386	568.66	0.64	0.25
4/7/2017	24.22	19.548	573.40	0.64	0.25
4/8/2017	24.02	19.386	568.66	0.64	0.25
4/9/2017	23.62	19.063	559.18	0.64	0.25
4/10/2017	23.02	18.578	544.97	0.64	0.25
4/11/2017	22.82	18.417	540.23	0.64	0.25
4/12/2017	22.01	17.771	521.27	0.64	0.25
4/13/2017	21.81	17.609	516.53	0.64	0.25
4/14/2017	21.61	17.448	511.80	0.64	0.25
4/15/2017	21.21	17.124	502.32	0.64	0.25
4/16/2017	22.41	18.094	530.75	0.64	0.25
4/17/2017	23.22	18.740	549.71	0.64	0.25
4/18/2017	23.22	18.740	549.71	0.64	0.25
4/19/2017	23.02	18.578	544.97	0.64	0.25
4/20/2017	23.22	18.740	549.71	0.64	0.25
4/21/2017	22.82	18.417	540.23	0.64	0.25
4/22/2017	22.21	17.932	526.01	0.64	0.25
4/23/2017	21.61	17.448	511.80	0.64	0.25
4/24/2017	21.21	17.124	502.32	0.64	0.25
4/25/2017	20.61	16.640	488.10	0.64	0.25
4/26/2017	20.21	16.317	478.62	0.64	0.25
4/27/2017	20.81	16.801	492.84	0.64	0.25
4/28/2017	21.41	17.286	507.06	0.64	0.25
4/29/2017	21.81	17.609	516.53	0.64	0.25
4/30/2017	22.61	18.255	535.49	0.64	0.25
5/1/2017	25.02	20.194	592.36	0.64	0.25
5/2/2017	25.82	20.840	611.31	0.64	0.25
5/3/2017	25.82	20.840	611.31	0.64	0.25
5/4/2017	25.82	20.840	611.31	0.64	0.25
5/5/2017	25.62	20.679	606.57	0.64	0.25
5/6/2017	25.22	20.355	597.09	0.64	0.25
5/7/2017	24.62	19.871	582.88	0.64	0.25
5/8/2017	23.62	19.063	559.18	0.64	0.25
5/9/2017	23.22	18.740	549.71	0.64	0.25
5/10/2017	23.02	18.578	544.97	0.64	0.25
5/11/2017	23.42	18.902	554.44	0.64	0.25
5/12/2017	23.42	18.902	554.44	0.64	0.25
5/13/2017	23.42	18.902	554.44	0.64	0.25
5/14/2017	22.61	18.255	535.49	0.64	0.25
5/15/2017	21.81	17.609	516.53	0.64	0.25
5/16/2017	21.61	17.448	511.80	0.64	0.25
5/17/2017	20.81	16.801	492.84	0.64	0.25
5/18/2017	21.41	17.286	507.06	0.64	0.25
5/19/2017	21.21	17.124	502.32	0.64	0.25
5/20/2017	21.41	17.286	507.06	0.64	0.25
5/21/2017	22.82	18.417	540.23	0.64	0.25
5/22/2017	22.41	18.094	530.75	0.64	0.25
5/23/2017	22.21	17.932	526.01	0.64	0.25

5/24/2017	22.61	18.255	535.49	0.64	0.25
5/25/2017	22.21	17.932	526.01	0.64	0.25
5/26/2017	21.61	17.448	511.80	0.64	0.25
5/27/2017	21.21	17.124	502.32	0.64	0.25
5/28/2017	21.61	17.448	511.80	0.64	0.25
5/29/2017	21.81	17.609	516.53	0.64	0.25
5/30/2017	20.61	16.640	488.10	0.64	0.25
5/31/2017	20.01	16.155	473.88	0.64	0.25
6/1/2017	19.45	15.703	460.62	0.64	0.25
6/2/2017	18.69	15.089	442.61	0.64	0.25
6/3/2017	17.87	14.427	423.18	0.64	0.25
6/4/2017	17.31	13.974	409.91	0.64	0.25
6/5/2017	16.81	13.570	398.06	0.64	0.25
6/6/2017	16.41	13.247	388.59	0.64	0.25
6/7/2017	15.75	12.714	372.95	0.64	0.25
6/8/2017	15.25	12.310	361.10	0.64	0.25
6/9/2017	14.91	12.036	353.04	0.64	0.25
6/10/2017	14.29	11.535	338.35	0.64	0.25
6/11/2017	13.61	10.985	322.24	0.64	0.25
6/12/2017	13.25	10.695	313.71	0.64	0.25
6/13/2017	13.19	10.646	312.29	0.64	0.25
6/14/2017	13.07	10.549	309.45	0.64	0.25
6/15/2017	12.89	10.404	305.18	0.64	0.25
6/16/2017	12.53	10.113	296.65	0.64	0.25
6/17/2017	14.21	11.470	336.46	0.64	0.25
6/18/2017	14.89	12.019	352.57	0.64	0.25
6/19/2017	14.67	11.842	347.36	0.64	0.25
6/20/2017	14.97	12.084	354.47	0.64	0.25
6/21/2017	14.81	11.955	350.67	0.64	0.25
6/22/2017	14.23	11.486	336.93	0.64	0.25
6/23/2017	15.67	12.649	371.05	0.64	0.25
6/24/2017	17.17	13.861	406.59	0.64	0.25
6/25/2017	16.31	13.166	386.22	0.64	0.25
6/26/2017	16.25	13.118	384.79	0.64	0.25
6/27/2017	16.29	13.150	385.74	0.64	0.25
6/28/2017	16.23	13.102	384.32	0.64	0.25
6/29/2017	24.42	19.709	578.14	0.64	0.25
6/30/2017	26.22	21.163	620.79	0.64	0.25
7/1/2017	26.42	21.325	625.53	0.64	0.25
7/2/2017	26.22	21.163	620.79	0.64	0.25
7/3/2017	26.22	21.163	620.79	0.64	0.25
7/4/2017	26.22	21.163	620.79	0.64	0.25
7/5/2017	25.42	20.517	601.83	0.64	0.25
7/6/2017	24.22	19.548	573.40	0.64	0.25
7/7/2017	23.02	18.578	544.97	0.64	0.25
7/8/2017	22.01	17.771	521.27	0.64	0.25
7/9/2017	20.61	16.640	488.10	0.64	0.25
7/10/2017	21.21	17.124	502.32	0.64	0.25
7/11/2017	21.61	17.448	511.80	0.64	0.25
7/12/2017	22.01	17.771	521.27	0.64	0.25
7/13/2017	23.22	18.740	549.71	0.64	0.25
7/14/2017	22.01	17.771	521.27	0.64	0.25
7/15/2017	21.41	17.286	507.06	0.64	0.25
7/16/2017	22.21	17.932	526.01	0.64	0.25
7/17/2017	22.21	17.932	526.01	0.64	0.25
7/18/2017	22.01	17.771	521.27	0.64	0.25
7/19/2017	21.61	17.448	511.80	0.64	0.25
7/20/2017	24.82	20.032	587.62	0.64	0.25
7/21/2017	28.42	22.940	672.92	0.64	0.25
7/22/2017	32.02	25.848	758.21	0.64	0.25
7/23/2017	33.82	27.302	800.86	0.64	0.25
7/24/2017	34.22	27.625	810.34	0.64	0.25
7/25/2017	35.82	28.918	848.25	0.64	0.25
7/26/2017	39.63	31.987	938.29	0.64	0.25
7/27/2017	44.83	36.188	1061.50	0.64	0.25
7/28/2017	45.83	36.995	1085.19	0.64	0.25
7/29/2017	43.63	35.218	1033.07	0.64	0.25
7/30/2017	40.03	32.310	947.77	0.64	0.25
7/31/2017	36.22	29.241	857.73	0.64	0.25
8/1/2017	33.02	26.656	781.91	0.64	0.25
8/2/2017	30.62	24.717	725.04	0.64	0.25
8/3/2017	29.02	23.425	687.13	0.64	0.25
8/4/2017	27.42	22.133	649.22	0.64	0.25
8/5/2017	26.42	21.325	625.53	0.64	0.25
8/6/2017	24.82	20.032	587.62	0.64	0.25
8/7/2017	23.82	19.225	563.92	0.64	0.25
8/8/2017	22.82	18.417	540.23	0.64	0.25
8/9/2017	21.41	17.286	507.06	0.64	0.25
8/10/2017	20.21	16.317	478.62	0.64	0.25
8/11/2017	19.25	15.541	455.88	0.64	0.25
8/12/2017	17.97	14.507	425.55	0.64	0.25
8/13/2017	16.71	13.490	395.69	0.64	0.25
8/14/2017	15.65	12.633	370.58	0.64	0.25
8/15/2017	14.85	11.987	351.62	0.64	0.25
8/16/2017	14.29	11.535	338.35	0.64	0.25
8/17/2017	14.77	11.922	349.73	0.64	0.25
8/18/2017	14.87	12.003	352.10	0.64	0.25
8/19/2017	14.83	11.971	351.15	0.64	0.25
8/20/2017	14.53	11.729	344.04	0.64	0.25
8/21/2017	14.21	11.470	336.46	0.64	0.25
8/22/2017	13.49	10.889	319.40	0.64	0.25
8/23/2017	12.45	10.049	294.76	0.64	0.25
8/24/2017	10.81	8.724	255.90	0.64	0.25
8/25/2017	9.83	7.932	232.68	0.64	0.25
8/26/2017	9.29	7.496	219.88	0.64	0.25
8/27/2017	10.61	8.562	251.16	0.64	0.25
8/28/2017	10.91	8.805	258.27	0.64	0.25
8/29/2017	11.83	9.548	280.07	0.64	0.25
8/30/2017	10.81	8.724	255.90	0.64	0.25
8/31/2017	10.81	8.724	255.90	0.64	0.25
9/1/2017	10.71	8.643	253.53	0.64	0.25
9/2/2017	9.67	7.803	228.89	0.64	0.25
9/3/2017	9.51	7.674	225.10	0.64	0.25
9/4/2017	10.29	8.304	243.58	0.64	0.25

9/5/2017	10.37	8.368	245.47	0.64	0.25
9/6/2017	10.35	8.352	245.00	0.64	0.25
9/7/2017	9.47	7.641	224.15	0.64	0.25
9/8/2017	7.93	6.397	187.66	0.64	0.25
9/9/2017	8.17	6.591	193.34	0.64	0.25
9/10/2017	9.31	7.512	220.36	0.64	0.25
9/11/2017	9.23	7.448	218.46	0.64	0.25
9/12/2017	8.59	6.931	203.30	0.64	0.25
9/13/2017	8.15	6.575	192.87	0.64	0.25
9/14/2017	8.11	6.543	191.92	0.64	0.25
9/15/2017	7.91	6.381	187.18	0.64	0.25
9/16/2017	7.85	6.333	185.76	0.64	0.25
9/17/2017	7.77	6.268	183.87	0.64	0.25
9/18/2017	7.75	6.252	183.39	0.64	0.25
9/19/2017	7.63	6.155	180.55	0.64	0.25
9/20/2017	7.44	6.010	176.28	0.64	0.25
9/21/2017	7.32	5.913	173.44	0.64	0.25
9/22/2017	7.34	5.929	173.92	0.64	0.25
9/23/2017	7.30	5.897	172.97	0.64	0.25
9/24/2017	7.20	5.816	170.60	0.64	0.25
9/25/2017	7.16	5.784	169.65	0.64	0.25
9/26/2017	6.92	5.590	163.96	0.64	0.25
9/27/2017	7.08	5.719	167.76	0.64	0.25
9/28/2017	7.02	5.670	166.33	0.64	0.25
9/29/2017	7.10	5.735	168.23	0.64	0.25
9/30/2017	8.85	7.141	209.46	0.64	0.25
10/1/2017	8.53	6.882	201.87	0.64	0.25
10/2/2017	8.31	6.704	196.66	0.64	0.25
10/3/2017	7.85	6.333	185.76	0.64	0.25
10/4/2017	7.10	5.735	168.23	0.64	0.25
10/5/2017	7.02	5.670	166.33	0.64	0.25
10/6/2017	7.63	6.155	180.55	0.64	0.25
10/7/2017	6.54	5.283	154.96	0.64	0.25
10/8/2017	6.10	4.927	144.53	0.64	0.25
10/9/2017	7.02	5.670	166.33	0.64	0.25
10/10/2017	8.49	6.850	200.93	0.64	0.25
10/11/2017	11.07	8.934	262.06	0.64	0.25
10/12/2017	11.39	9.192	269.64	0.64	0.25
10/13/2017	10.85	8.756	256.85	0.64	0.25
10/14/2017	11.85	9.564	280.54	0.64	0.25
10/15/2017	12.77	10.307	302.34	0.64	0.25
10/16/2017	12.97	10.469	307.08	0.64	0.25
10/17/2017	12.81	10.339	303.29	0.64	0.25
10/18/2017	11.03	8.901	261.11	0.64	0.25
10/19/2017	11.05	8.918	261.58	0.64	0.25
10/20/2017	11.57	9.338	273.91	0.64	0.25
10/21/2017	10.79	8.708	255.42	0.64	0.25
10/22/2017	10.87	8.772	257.32	0.64	0.25
10/23/2017	10.81	8.724	255.90	0.64	0.25
10/24/2017	11.27	9.095	266.80	0.64	0.25
10/25/2017	11.95	9.645	282.91	0.64	0.25
10/26/2017	11.67	9.418	276.27	0.64	0.25
10/27/2017	11.47	9.257	271.54	0.64	0.25
10/28/2017	11.25	9.079	266.32	0.64	0.25
10/29/2017	11.05	8.918	261.58	0.64	0.25
10/30/2017	10.59	8.546	250.68	0.64	0.25
10/31/2017	10.27	8.288	243.10	0.64	0.25
11/1/2017	9.93	8.013	235.05	0.64	0.25
11/2/2017	8.23	6.640	194.77	0.64	0.25
11/3/2017	9.77	7.884	231.26	0.64	0.25
11/4/2017	10.05	8.110	237.89	0.64	0.25
11/5/2017	10.01	8.078	236.94	0.64	0.25
11/6/2017	9.85	7.948	233.15	0.64	0.25
11/7/2017	9.81	7.916	232.20	0.64	0.25
11/8/2017	9.61	7.754	227.46	0.64	0.25
11/9/2017	8.81	7.108	208.51	0.64	0.25
11/10/2017	8.43	6.801	199.51	0.64	0.25
11/11/2017	8.31	6.704	196.66	0.64	0.25
11/12/2017	8.39	6.769	198.56	0.64	0.25
11/13/2017	8.49	6.850	200.93	0.64	0.25
11/14/2017	8.35	6.737	197.61	0.64	0.25
11/15/2017	8.43	6.801	199.51	0.64	0.25
11/16/2017	8.43	6.801	199.51	0.64	0.25
11/17/2017	8.47	6.834	200.45	0.64	0.25
11/18/2017	8.73	7.044	206.61	0.64	0.25
11/19/2017	8.93	7.205	211.35	0.64	0.25
11/20/2017	8.95	7.221	211.83	0.64	0.25
11/21/2017	9.35	7.544	221.30	0.64	0.25
11/22/2017	9.53	7.690	225.57	0.64	0.25
11/23/2017	9.35	7.544	221.30	0.64	0.25
11/24/2017	9.19	7.415	217.51	0.64	0.25
11/25/2017	9.07	7.318	214.67	0.64	0.25
11/26/2017	8.89	7.173	210.40	0.64	0.25
11/27/2017	8.53	6.882	201.87	0.64	0.25
11/28/2017	8.45	6.817	199.98	0.64	0.25
11/29/2017	8.55	6.898	202.35	0.64	0.25
11/30/2017	8.29	6.688	196.19	0.64	0.25
12/1/2017	6.54	5.283	154.96	0.64	0.25
12/2/2017	6.80	5.493	161.12	0.64	0.25
12/3/2017	6.80	5.493	161.12	0.64	0.25
12/4/2017	6.74	5.444	159.70	0.64	0.25
12/5/2017	7.89	6.365	186.71	0.64	0.25
12/6/2017	8.61	6.947	203.77	0.64	0.25
12/7/2017	8.89	7.173	210.40	0.64	0.25
12/8/2017	7.73	6.236	182.92	0.64	0.25
12/9/2017	8.11	6.543	191.92	0.64	0.25
12/10/2017	8.31	6.704	196.66	0.64	0.25
12/11/2017	6.92	5.590	163.96	0.64	0.25
12/12/2017	5.96	4.814	141.22	0.64	0.25
12/13/2017	5.88	4.750	139.32	0.64	0.25
12/14/2017	6.68	5.396	158.28	0.64	0.25
12/15/2017	7.14	5.767	169.18	0.64	0.25
12/16/2017	7.67	6.187	181.50	0.64	0.25
12/17/2017	7.75	6.252	183.39	0.64	0.25

12/18/2017	7.75	6.252	183.39	0.64	0.25
12/19/2017	7.73	6.236	182.92	0.64	0.25
12/20/2017	7.54	6.090	178.65	0.64	0.25
12/21/2017	7.44	6.010	176.28	0.64	0.25
12/22/2017	7.40	5.977	175.34	0.64	0.25
12/23/2017	7.32	5.913	173.44	0.64	0.25
12/24/2017	7.16	5.784	169.65	0.64	0.25
12/25/2017	4.72	3.813	111.84	0.64	0.25
12/26/2017	4.08	3.296	96.67	0.64	0.25
12/27/2017	4.62	3.732	109.47	0.64	0.25
12/28/2017	5.06	4.087	119.89	0.64	0.25
12/29/2017	5.28	4.265	125.11	0.64	0.25
12/30/2017	5.38	4.346	127.47	0.64	0.25
12/31/2017	5.48	4.427	129.84	0.64	0.25
1/1/2018	5.60	4.523	132.69	0.64	0.25
1/2/2018	5.74	4.637	136.00	0.64	0.25
1/3/2018	5.84	4.717	138.37	0.64	0.25
1/4/2018	5.88	4.750	139.32	0.64	0.25
1/5/2018	6.00	4.847	142.17	0.64	0.25
1/6/2018	6.18	4.992	146.43	0.64	0.25
1/7/2018	6.28	5.073	148.80	0.64	0.25
1/8/2018	6.28	5.073	148.80	0.64	0.25
1/9/2018	6.28	5.073	148.80	0.64	0.25
1/10/2018	6.28	5.073	148.80	0.64	0.25
1/11/2018	6.28	5.073	148.80	0.64	0.25
1/12/2018	6.22	5.024	147.38	0.64	0.25
1/13/2018	6.14	4.960	145.48	0.64	0.25
1/14/2018	6.08	4.911	144.06	0.64	0.25
1/15/2018	6.06	4.895	143.59	0.64	0.25
1/16/2018	6.08	4.911	144.06	0.64	0.25
1/17/2018	6.48	5.234	153.54	0.64	0.25
1/18/2018	7.36	5.945	174.39	0.64	0.25
1/19/2018	7.56	6.107	179.13	0.64	0.25
1/20/2018	7.34	5.929	173.92	0.64	0.25
1/21/2018	7.12	5.751	168.70	0.64	0.25
1/22/2018	9.69	7.819	229.36	0.64	0.25
1/23/2018	18.61	15.024	440.71	0.64	0.25
1/24/2018	16.71	13.490	395.69	0.64	0.25
1/25/2018	15.41	12.439	364.89	0.64	0.25
1/26/2018	15.83	12.779	374.84	0.64	0.25
1/27/2018	17.05	13.764	403.75	0.64	0.25
1/28/2018	17.01	13.732	402.80	0.64	0.25
1/29/2018	16.23	13.102	384.32	0.64	0.25
1/30/2018	15.11	12.197	357.78	0.64	0.25
1/31/2018	14.23	11.486	336.93	0.64	0.25
2/1/2018	12.99	10.485	307.55	0.64	0.25
2/2/2018	8.81	7.108	208.51	0.64	0.25
2/3/2018	7.34	5.929	173.92	0.64	0.25
2/4/2018	7.08	5.719	167.76	0.64	0.25
2/5/2018	6.72	5.428	159.23	0.64	0.25
2/6/2018	5.28	4.265	125.11	0.64	0.25
2/7/2018	5.50	4.443	130.32	0.64	0.25
2/8/2018	5.18	4.184	122.74	0.64	0.25
2/9/2018	5.32	4.297	126.05	0.64	0.25
2/10/2018	5.48	4.427	129.84	0.64	0.25
2/11/2018	5.56	4.491	131.74	0.64	0.25
2/12/2018	5.82	4.701	137.90	0.64	0.25
2/13/2018	7.02	5.670	166.33	0.64	0.25
2/14/2018	7.36	5.945	174.39	0.64	0.25
2/15/2018	8.35	6.737	197.61	0.64	0.25
2/16/2018	9.11	7.351	215.62	0.64	0.25
2/17/2018	9.53	7.690	225.57	0.64	0.25
2/18/2018	9.41	7.593	222.73	0.64	0.25
2/19/2018	8.33	6.721	197.14	0.64	0.25
2/20/2018	24.22	19.548	573.40	0.64	0.25
2/21/2018	41.03	33.118	971.46	0.64	0.25
2/22/2018	37.82	30.533	895.64	0.64	0.25
2/23/2018	39.83	32.149	943.03	0.64	0.25
2/24/2018	43.23	34.895	1023.59	0.64	0.25
2/25/2018	46.83	37.803	1108.89	0.64	0.25
2/26/2018	47.83	38.611	1132.58	0.64	0.25
2/27/2018	46.63	37.641	1104.15	0.64	0.25
2/28/2018	45.43	36.672	1075.72	0.64	0.25
3/1/2018	43.83	35.380	1037.81	0.64	0.25
3/2/2018	41.03	33.118	971.46	0.64	0.25
3/3/2018	37.82	30.533	895.64	0.64	0.25
3/4/2018	34.82	28.110	824.56	0.64	0.25
3/5/2018	32.02	25.848	758.21	0.64	0.25
3/6/2018	29.62	23.910	701.35	0.64	0.25
3/7/2018	27.42	22.133	649.22	0.64	0.25
3/8/2018	25.02	20.194	592.36	0.64	0.25
3/9/2018	22.41	18.094	530.75	0.64	0.25
3/10/2018	20.21	16.317	478.62	0.64	0.25
3/11/2018	18.71	15.105	443.08	0.64	0.25
3/12/2018	17.75	14.330	420.34	0.64	0.25
3/13/2018	16.97	13.700	401.85	0.64	0.25
3/14/2018	16.21	13.086	383.85	0.64	0.25
3/15/2018	15.81	12.763	374.37	0.64	0.25
3/16/2018	15.21	12.278	360.15	0.64	0.25
3/17/2018	14.69	11.858	347.83	0.64	0.25
3/18/2018	14.07	11.357	333.14	0.64	0.25
3/19/2018	13.51	10.905	319.87	0.64	0.25
3/20/2018	13.31	10.743	315.13	0.64	0.25
3/21/2018	12.83	10.355	303.76	0.64	0.25
3/22/2018	12.49	10.081	295.70	0.64	0.25
3/23/2018	11.89	9.596	281.49	0.64	0.25
3/24/2018	11.51	9.289	272.48	0.64	0.25
3/25/2018	10.99	8.869	260.16	0.64	0.25
3/26/2018	10.71	8.643	253.53	0.64	0.25
3/27/2018	10.55	8.514	249.74	0.64	0.25
3/28/2018	10.19	8.223	241.21	0.64	0.25
3/29/2018	10.03	8.094	237.42	0.64	0.25
3/30/2018	10.03	8.094	237.42	0.64	0.25
3/31/2018	9.83	7.932	232.68	0.64	0.25

4/1/2018	9.81	7.916	232.20	0.64	0.25
4/2/2018	9.63	7.771	227.94	0.64	0.25
4/3/2018	9.53	7.690	225.57	0.64	0.25
4/4/2018	9.45	7.625	223.67	0.64	0.25
4/5/2018	9.11	7.351	215.62	0.64	0.25
4/6/2018	9.07	7.318	214.67	0.64	0.25
4/7/2018	8.91	7.189	210.88	0.64	0.25
4/8/2018	8.77	7.076	207.56	0.64	0.25
4/9/2018	8.67	6.995	205.19	0.64	0.25
4/10/2018	8.47	6.834	200.45	0.64	0.25
4/11/2018	8.23	6.640	194.77	0.64	0.25
4/12/2018	8.35	6.737	197.61	0.64	0.25
4/13/2018	8.31	6.704	196.66	0.64	0.25
4/14/2018	8.79	7.092	208.04	0.64	0.25
4/15/2018	9.31	7.512	220.36	0.64	0.25
4/16/2018	9.31	7.512	220.36	0.64	0.25
4/17/2018	9.47	7.641	224.15	0.64	0.25
4/18/2018	9.75	7.868	230.78	0.64	0.25
4/19/2018	10.07	8.126	238.36	0.64	0.25
4/20/2018	10.37	8.368	245.47	0.64	0.25
4/21/2018	10.73	8.659	254.00	0.64	0.25
4/22/2018	11.09	8.950	262.53	0.64	0.25
4/23/2018	11.43	9.225	270.59	0.64	0.25
4/24/2018	11.67	9.418	276.27	0.64	0.25
4/25/2018	11.91	9.612	281.96	0.64	0.25
4/26/2018	11.85	9.564	280.54	0.64	0.25
4/27/2018	11.77	9.499	278.64	0.64	0.25
4/28/2018	11.75	9.483	278.17	0.64	0.25
4/29/2018	11.59	9.354	274.38	0.64	0.25
4/30/2018	11.13	8.982	263.48	0.64	0.25
5/1/2018	11.11	8.966	263.01	0.64	0.25
5/2/2018	11.01	8.885	260.64	0.64	0.25
5/3/2018	11.99	9.677	283.86	0.64	0.25
5/4/2018	12.75	10.291	301.86	0.64	0.25
5/5/2018	13.25	10.695	313.71	0.64	0.25
5/6/2018	13.79	11.131	326.51	0.64	0.25
5/7/2018	14.61	11.793	345.94	0.64	0.25
5/8/2018	14.87	12.003	352.10	0.64	0.25
5/9/2018	15.39	12.423	364.42	0.64	0.25
5/10/2018	15.45	12.472	365.84	0.64	0.25
5/11/2018	15.47	12.488	366.31	0.64	0.25
5/12/2018	15.85	12.795	375.32	0.64	0.25
5/13/2018	16.73	13.506	396.17	0.64	0.25
5/14/2018	18.35	14.814	434.55	0.64	0.25
5/15/2018	20.41	16.478	483.36	0.64	0.25
5/16/2018	21.81	17.609	516.53	0.64	0.25
5/17/2018	22.41	18.094	530.75	0.64	0.25
5/18/2018	22.82	18.417	540.23	0.64	0.25
5/19/2018	23.02	18.578	544.97	0.64	0.25
5/20/2018	22.41	18.094	530.75	0.64	0.25
5/21/2018	22.41	18.094	530.75	0.64	0.25
5/22/2018	22.61	18.255	535.49	0.64	0.25
5/23/2018	22.61	18.255	535.49	0.64	0.25
5/24/2018	22.01	17.771	521.27	0.64	0.25
5/25/2018	21.41	17.286	507.06	0.64	0.25
5/26/2018	20.61	16.640	488.10	0.64	0.25
5/27/2018	19.47	15.719	461.09	0.64	0.25
5/28/2018	18.65	15.057	441.66	0.64	0.25
5/29/2018	17.75	14.330	420.34	0.64	0.25
5/30/2018	17.53	14.152	415.12	0.64	0.25
5/31/2018	17.41	14.055	412.28	0.64	0.25
6/1/2018	16.67	13.457	394.75	0.64	0.25
6/2/2018	16.05	12.956	380.06	0.64	0.25
6/3/2018	15.61	12.601	369.63	0.64	0.25
6/4/2018	14.89	12.019	352.57	0.64	0.25
6/5/2018	14.27	11.519	337.88	0.64	0.25
6/6/2018	13.89	11.212	328.88	0.64	0.25
6/7/2018	13.61	10.985	322.24	0.64	0.25
6/8/2018	13.39	10.808	317.03	0.64	0.25
6/9/2018	13.17	10.630	311.82	0.64	0.25
6/10/2018	14.69	11.858	347.83	0.64	0.25
6/11/2018	16.91	13.651	400.43	0.64	0.25
6/12/2018	17.47	14.103	413.70	0.64	0.25
6/13/2018	17.35	14.007	410.86	0.64	0.25
6/14/2018	16.81	13.570	398.06	0.64	0.25
6/15/2018	17.33	13.990	410.38	0.64	0.25
6/16/2018	17.13	13.829	405.64	0.64	0.25
6/17/2018	15.91	12.843	376.74	0.64	0.25
6/18/2018	15.33	12.375	363.00	0.64	0.25
6/19/2018	22.82	18.417	540.23	0.64	0.25
6/20/2018	27.42	22.133	649.22	0.64	0.25
6/21/2018	26.22	21.163	620.79	0.64	0.25
6/22/2018	27.42	22.133	649.22	0.64	0.25
6/23/2018	27.82	22.456	658.70	0.64	0.25
6/24/2018	27.62	22.294	653.96	0.64	0.25
6/25/2018	27.42	22.133	649.22	0.64	0.25
6/26/2018	27.62	22.294	653.96	0.64	0.25
6/27/2018	29.42	23.748	696.61	0.64	0.25
6/28/2018	28.22	22.779	668.18	0.64	0.25
6/29/2018	25.42	20.517	601.83	0.64	0.25
6/30/2018	23.22	18.740	549.71	0.64	0.25
7/1/2018	22.21	17.932	526.01	0.64	0.25
7/2/2018	22.01	17.771	521.27	0.64	0.25
7/3/2018	21.01	16.963	497.58	0.64	0.25
7/4/2018	20.01	16.155	473.88	0.64	0.25
7/5/2018	19.55	15.784	462.98	0.64	0.25
7/6/2018	18.47	14.911	437.40	0.64	0.25
7/7/2018	17.07	13.780	404.22	0.64	0.25
7/8/2018	15.45	12.472	365.84	0.64	0.25
7/9/2018	14.23	11.486	336.93	0.64	0.25
7/10/2018	13.31	10.743	315.13	0.64	0.25
7/11/2018	12.63	10.194	299.02	0.64	0.25
7/12/2018	11.99	9.677	283.86	0.64	0.25
7/13/2018	11.35	9.160	268.69	0.64	0.25

7/14/2018	11.01	8.885	260.64	0.64	0.25
7/15/2018	9.89	7.981	234.10	0.64	0.25
7/16/2018	8.69	7.011	205.67	0.64	0.25
7/17/2018	8.57	6.914	202.82	0.64	0.25
7/18/2018	8.61	6.947	203.77	0.64	0.25
7/19/2018	7.99	6.446	189.08	0.64	0.25
7/20/2018	9.15	7.383	216.57	0.64	0.25
7/21/2018	10.93	8.821	258.74	0.64	0.25
7/22/2018	11.77	9.499	278.64	0.64	0.25
7/23/2018	11.59	9.354	274.38	0.64	0.25
7/24/2018	11.33	9.144	268.22	0.64	0.25
7/25/2018	10.95	8.837	259.21	0.64	0.25
7/26/2018	10.41	8.401	246.42	0.64	0.25
7/27/2018	9.89	7.981	234.10	0.64	0.25
7/28/2018	8.73	7.044	206.61	0.64	0.25
7/29/2018	7.48	6.042	177.23	0.64	0.25
7/30/2018	7.36	5.945	174.39	0.64	0.25
7/31/2018	7.50	6.058	177.71	0.64	0.25
8/1/2018	7.26	5.864	172.02	0.64	0.25
8/2/2018	7.24	5.848	171.55	0.64	0.25
8/3/2018	7.20	5.816	170.60	0.64	0.25
8/4/2018	6.52	5.267	154.49	0.64	0.25
8/5/2018	6.32	5.105	149.75	0.64	0.25
8/6/2018	6.90	5.574	163.49	0.64	0.25
8/7/2018	8.59	6.931	203.30	0.64	0.25
8/8/2018	9.31	7.512	220.36	0.64	0.25
8/9/2018	8.61	6.947	203.77	0.64	0.25
8/10/2018	8.97	7.238	212.30	0.64	0.25
8/11/2018	9.13	7.367	216.09	0.64	0.25
8/12/2018	8.51	6.866	201.40	0.64	0.25
8/13/2018	7.04	5.687	166.81	0.64	0.25
8/14/2018	6.62	5.347	156.86	0.64	0.25
8/15/2018	6.64	5.364	157.33	0.64	0.25
8/16/2018	6.72	5.428	159.23	0.64	0.25
8/17/2018	8.81	7.108	208.51	0.64	0.25
8/18/2018	11.83	9.548	280.07	0.64	0.25
8/19/2018	12.81	10.339	303.29	0.64	0.25
8/20/2018	13.63	11.002	322.72	0.64	0.25
8/21/2018	16.05	12.956	380.06	0.64	0.25
8/22/2018	18.07	14.588	427.92	0.64	0.25
8/23/2018	18.15	14.653	429.81	0.64	0.25
8/24/2018	18.65	15.057	441.66	0.64	0.25
8/25/2018	20.41	16.478	483.36	0.64	0.25
8/26/2018	23.22	18.740	549.71	0.64	0.25
8/27/2018	23.42	18.902	554.44	0.64	0.25
8/28/2018	22.41	18.094	530.75	0.64	0.25
8/29/2018	22.61	18.255	535.49	0.64	0.25
8/30/2018	22.82	18.417	540.23	0.64	0.25
8/31/2018	22.21	17.932	526.01	0.64	0.25
9/1/2018	22.01	17.771	521.27	0.64	0.25
9/2/2018	25.02	20.194	592.36	0.64	0.25
9/3/2018	30.62	24.717	725.04	0.64	0.25
9/4/2018	35.22	28.433	834.04	0.64	0.25
9/5/2018	35.82	28.918	848.25	0.64	0.25
9/6/2018	37.82	30.533	895.64	0.64	0.25
9/7/2018	39.83	32.149	943.03	0.64	0.25
9/8/2018	40.43	32.633	957.25	0.64	0.25
9/9/2018	41.03	33.118	971.46	0.64	0.25
9/10/2018	40.63	32.795	961.99	0.64	0.25
9/11/2018	39.83	32.149	943.03	0.64	0.25
9/12/2018	38.63	31.179	914.60	0.64	0.25
9/13/2018	37.42	30.210	886.16	0.64	0.25
9/14/2018	36.02	29.079	852.99	0.64	0.25
9/15/2018	34.82	28.110	824.56	0.64	0.25
9/16/2018	33.62	27.141	796.13	0.64	0.25
9/17/2018	32.42	26.171	767.69	0.64	0.25
9/18/2018	31.22	25.202	739.26	0.64	0.25
9/19/2018	30.22	24.394	715.57	0.64	0.25
9/20/2018	30.22	24.394	715.57	0.64	0.25
9/21/2018	31.42	25.364	744.00	0.64	0.25
9/22/2018	31.42	25.364	744.00	0.64	0.25
9/23/2018	32.22	26.010	762.95	0.64	0.25
9/24/2018	31.42	25.364	744.00	0.64	0.25
9/25/2018	31.22	25.202	739.26	0.64	0.25
9/26/2018	30.22	24.394	715.57	0.64	0.25
9/27/2018	29.22	23.587	691.87	0.64	0.25
9/28/2018	28.42	22.940	672.92	0.64	0.25
9/29/2018	27.42	22.133	649.22	0.64	0.25
9/30/2018	27.02	21.809	639.74	0.64	0.25
10/1/2018	28.22	22.779	668.18	0.64	0.25
10/2/2018	33.02	26.656	781.91	0.64	0.25
10/3/2018	35.22	28.433	834.04	0.64	0.25
10/4/2018	35.82	28.918	848.25	0.64	0.25
10/5/2018	37.42	30.210	886.16	0.64	0.25
10/6/2018	44.83	36.188	1061.50	0.64	0.25
10/7/2018	49.43	39.903	1170.49	0.64	0.25
10/8/2018	48.43	39.095	1146.80	0.64	0.25
10/9/2018	47.63	38.449	1127.84	0.64	0.25
10/10/2018	47.43	38.288	1123.11	0.64	0.25
10/11/2018	47.63	38.449	1127.84	0.64	0.25
10/12/2018	47.03	37.965	1113.63	0.64	0.25
10/13/2018	46.03	37.157	1089.93	0.64	0.25
10/14/2018	45.03	36.349	1066.24	0.64	0.25
10/15/2018	44.23	35.703	1047.28	0.64	0.25
10/16/2018	43.03	34.734	1018.85	0.64	0.25
10/17/2018	41.63	33.603	985.68	0.64	0.25
10/18/2018	40.43	32.633	957.25	0.64	0.25
10/19/2018	39.03	31.503	924.07	0.64	0.25
10/20/2018	38.03	30.695	900.38	0.64	0.25
10/21/2018	37.02	29.887	876.69	0.64	0.25
10/22/2018	36.02	29.079	852.99	0.64	0.25
10/23/2018	35.02	28.272	829.30	0.64	0.25
10/24/2018	34.02	27.464	805.60	0.64	0.25
10/25/2018	33.02	26.656	781.91	0.64	0.25

10/26/2018	32.02	25.848	758.21	0.64	0.25
10/27/2018	31.02	25.040	734.52	0.64	0.25
10/28/2018	29.62	23.910	701.35	0.64	0.25
10/29/2018	28.62	23.102	677.65	0.64	0.25
10/30/2018	27.82	22.456	658.70	0.64	0.25
10/31/2018	27.62	22.294	653.96	0.64	0.25
11/1/2018	27.22	21.971	644.48	0.64	0.25
11/2/2018	26.42	21.325	625.53	0.64	0.25
11/3/2018	25.82	20.840	611.31	0.64	0.25
11/4/2018	25.42	20.517	601.83	0.64	0.25
11/5/2018	25.22	20.355	597.09	0.64	0.25
11/6/2018	25.42	20.517	601.83	0.64	0.25
11/7/2018	25.22	20.355	597.09	0.64	0.25
11/8/2018	25.02	20.194	592.36	0.64	0.25
11/9/2018	25.22	20.355	597.09	0.64	0.25
11/10/2018	24.82	20.032	587.62	0.64	0.25
11/11/2018	24.82	20.032	587.62	0.64	0.25
11/12/2018	24.82	20.032	587.62	0.64	0.25
11/13/2018	24.62	19.871	582.88	0.64	0.25
11/14/2018	24.02	19.386	568.66	0.64	0.25
11/15/2018	23.62	19.063	559.18	0.64	0.25
11/16/2018	23.22	18.740	549.71	0.64	0.25
11/17/2018	23.02	18.578	544.97	0.64	0.25
11/18/2018	22.41	18.094	530.75	0.64	0.25
11/19/2018	21.61	17.448	511.80	0.64	0.25
11/20/2018	21.21	17.124	502.32	0.64	0.25
11/21/2018	20.61	16.640	488.10	0.64	0.25
11/22/2018	20.21	16.317	478.62	0.64	0.25
11/23/2018	19.87	16.042	470.57	0.64	0.25
11/24/2018	19.67	15.881	465.83	0.64	0.25
11/25/2018	19.49	15.735	461.56	0.64	0.25
11/26/2018	19.59	15.816	463.93	0.64	0.25
11/27/2018	18.85	15.218	446.40	0.64	0.25
11/28/2018	18.43	14.879	436.45	0.64	0.25
11/29/2018	17.95	14.491	425.07	0.64	0.25
11/30/2018	17.59	14.200	416.54	0.64	0.25
12/1/2018	17.29	13.958	409.44	0.64	0.25
12/2/2018	18.83	15.202	445.93	0.64	0.25
12/3/2018	20.21	16.317	478.62	0.64	0.25
12/4/2018	20.01	16.155	473.88	0.64	0.25
12/5/2018	19.87	16.042	470.57	0.64	0.25
12/6/2018	19.81	15.994	469.15	0.64	0.25
12/7/2018	18.73	15.121	443.56	0.64	0.25
12/8/2018	18.43	14.879	436.45	0.64	0.25
12/9/2018	17.91	14.459	424.13	0.64	0.25
12/10/2018	17.03	13.748	403.28	0.64	0.25
12/11/2018	16.51	13.328	390.95	0.64	0.25
12/12/2018	16.11	13.005	381.48	0.64	0.25
12/13/2018	15.73	12.698	372.47	0.64	0.25
12/14/2018	15.49	12.504	366.79	0.64	0.25
12/15/2018	15.23	12.294	360.63	0.64	0.25
12/16/2018	14.99	12.100	354.94	0.64	0.25
12/17/2018	14.59	11.777	345.46	0.64	0.25
12/18/2018	14.53	11.729	344.04	0.64	0.25
12/19/2018	14.31	11.551	338.83	0.64	0.25
12/20/2018	14.27	11.519	337.88	0.64	0.25
12/21/2018	14.25	11.502	337.41	0.64	0.25
12/22/2018	14.15	11.422	335.04	0.64	0.25
12/23/2018	13.97	11.276	330.77	0.64	0.25
12/24/2018	13.67	11.034	323.66	0.64	0.25
12/25/2018	13.55	10.937	320.82	0.64	0.25
12/26/2018	13.33	10.759	315.61	0.64	0.25
12/27/2018	13.49	10.889	319.40	0.64	0.25
12/28/2018	15.15	12.229	358.73	0.64	0.25
12/29/2018	16.01	12.924	379.11	0.64	0.25
12/30/2018	16.41	13.247	388.59	0.64	0.25
12/31/2018	16.87	13.619	399.48	0.64	0.25
1/1/2019	17.63	14.233	417.49	0.64	0.25
1/2/2019	17.53	14.152	415.12	0.64	0.25
1/3/2019	17.07	13.780	404.22	0.64	0.25
1/4/2019	16.65	13.441	394.27	0.64	0.25
1/5/2019	16.37	13.215	387.64	0.64	0.25
1/6/2019	15.83	12.779	374.84	0.64	0.25
1/7/2019	16.41	13.247	388.59	0.64	0.25
1/8/2019	18.89	15.250	447.35	0.64	0.25
1/9/2019	19.37	15.638	458.72	0.64	0.25
1/10/2019	19.15	15.460	453.51	0.64	0.25
1/11/2019	19.71	15.913	466.78	0.64	0.25
1/12/2019	20.61	16.640	488.10	0.64	0.25
1/13/2019	20.61	16.640	488.10	0.64	0.25
1/14/2019	20.21	16.317	478.62	0.64	0.25
1/15/2019	19.71	15.913	466.78	0.64	0.25
1/16/2019	19.33	15.606	457.77	0.64	0.25
1/17/2019	18.89	15.250	447.35	0.64	0.25
1/18/2019	18.21	14.701	431.23	0.64	0.25
1/19/2019	17.63	14.233	417.49	0.64	0.25
1/20/2019	15.71	12.682	372.00	0.64	0.25
1/21/2019	14.97	12.084	354.47	0.64	0.25
1/22/2019	15.29	12.343	362.05	0.64	0.25
1/23/2019	14.11	11.389	334.09	0.64	0.25
1/24/2019	14.55	11.745	344.51	0.64	0.25
1/25/2019	12.79	10.323	302.81	0.64	0.25
1/26/2019	11.33	9.144	268.22	0.64	0.25
1/27/2019	10.07	8.126	238.36	0.64	0.25
1/28/2019	10.25	8.271	242.63	0.64	0.25
1/29/2019	11.21	9.047	265.38	0.64	0.25
1/30/2019	12.61	10.178	298.55	0.64	0.25
1/31/2019	14.95	12.068	353.99	0.64	0.25
2/1/2019	19.21	15.509	454.93	0.64	0.25
2/2/2019	24.42	19.709	578.14	0.64	0.25
2/3/2019	26.62	21.486	630.27	0.64	0.25
2/4/2019	27.02	21.809	639.74	0.64	0.25
2/5/2019	26.62	21.486	630.27	0.64	0.25
2/6/2019	25.62	20.679	606.57	0.64	0.25

2/7/2019	24.82	20.032	587.62	0.64	0.25
2/8/2019	23.82	19.225	563.92	0.64	0.25
2/9/2019	23.02	18.578	544.97	0.64	0.25
2/10/2019	22.01	17.771	521.27	0.64	0.25
2/11/2019	21.01	16.963	497.58	0.64	0.25
2/12/2019	20.01	16.155	473.88	0.64	0.25
2/13/2019	19.01	15.347	450.19	0.64	0.25
2/14/2019	17.91	14.459	424.13	0.64	0.25
2/15/2019	16.91	13.651	400.43	0.64	0.25
2/16/2019	16.15	13.037	382.42	0.64	0.25
2/17/2019	15.47	12.488	366.31	0.64	0.25
2/18/2019	14.97	12.084	354.47	0.64	0.25
2/19/2019	14.57	11.761	344.99	0.64	0.25
2/20/2019	14.25	11.502	337.41	0.64	0.25
2/21/2019	13.99	11.292	331.25	0.64	0.25
2/22/2019	13.65	11.018	323.19	0.64	0.25
2/23/2019	13.47	10.872	318.92	0.64	0.25
2/24/2019	14.23	11.486	336.93	0.64	0.25
2/25/2019	15.17	12.246	359.20	0.64	0.25
2/26/2019	16.09	12.989	381.00	0.64	0.25
2/27/2019	16.81	13.570	398.06	0.64	0.25
2/28/2019	16.89	13.635	399.96	0.64	0.25
3/1/2019	16.89	13.635	399.96	0.64	0.25
3/2/2019	16.75	13.522	396.64	0.64	0.25
3/3/2019	16.63	13.425	393.80	0.64	0.25
3/4/2019	16.31	13.166	386.22	0.64	0.25
3/5/2019	16.15	13.037	382.42	0.64	0.25
3/6/2019	16.15	13.037	382.42	0.64	0.25
3/7/2019	16.15	13.037	382.42	0.64	0.25
3/8/2019	16.01	12.924	379.11	0.64	0.25
3/9/2019	15.53	12.536	367.73	0.64	0.25
3/10/2019	17.87	14.427	423.18	0.64	0.25
3/11/2019	19.27	15.557	456.35	0.64	0.25
3/12/2019	20.61	16.640	488.10	0.64	0.25
3/13/2019	30.82	24.879	729.78	0.64	0.25
3/14/2019	45.03	36.349	1066.24	0.64	0.25
3/15/2019	53.84	43.457	1274.75	0.64	0.25
3/16/2019	56.04	45.234	1326.88	0.64	0.25
3/17/2019	58.44	47.173	1383.74	0.64	0.25
3/18/2019	57.04	46.042	1350.57	0.64	0.25
3/19/2019	54.84	44.265	1298.44	0.64	0.25
3/20/2019	54.84	44.265	1298.44	0.64	0.25
3/21/2019	53.64	43.296	1270.01	0.64	0.25
3/22/2019	51.03	41.196	1208.40	0.64	0.25
3/23/2019	48.03	38.772	1137.32	0.64	0.25
3/24/2019	45.03	36.349	1066.24	0.64	0.25
3/25/2019	42.23	34.087	999.90	0.64	0.25
3/26/2019	39.43	31.826	933.55	0.64	0.25
3/27/2019	36.82	29.725	871.95	0.64	0.25
3/28/2019	35.02	28.272	829.30	0.64	0.25
3/29/2019	33.62	27.141	796.13	0.64	0.25
3/30/2019	32.42	26.171	767.69	0.64	0.25
3/31/2019	31.22	25.202	739.26	0.64	0.25
4/1/2019	30.02	24.233	710.83	0.64	0.25
4/2/2019	28.82	23.263	682.39	0.64	0.25
4/3/2019	27.62	22.294	653.96	0.64	0.25
4/4/2019	26.62	21.486	630.27	0.64	0.25
4/5/2019	26.02	21.002	616.05	0.64	0.25
4/6/2019	25.02	20.194	592.36	0.64	0.25
4/7/2019	24.42	19.709	578.14	0.64	0.25
4/8/2019	23.82	19.225	563.92	0.64	0.25
4/9/2019	23.22	18.740	549.71	0.64	0.25
4/10/2019	22.41	18.094	530.75	0.64	0.25
4/11/2019	22.61	18.255	535.49	0.64	0.25
4/12/2019	22.61	18.255	535.49	0.64	0.25
4/13/2019	21.41	17.286	507.06	0.64	0.25
4/14/2019	21.41	17.286	507.06	0.64	0.25
4/15/2019	21.61	17.448	511.80	0.64	0.25
4/16/2019	21.41	17.286	507.06	0.64	0.25
4/17/2019	21.01	16.963	497.58	0.64	0.25
4/18/2019	20.41	16.478	483.36	0.64	0.25
4/19/2019	19.91	16.074	471.51	0.64	0.25
4/20/2019	19.35	15.622	458.25	0.64	0.25
4/21/2019	18.57	14.992	439.76	0.64	0.25
4/22/2019	18.05	14.572	427.44	0.64	0.25
4/23/2019	17.87	14.427	423.18	0.64	0.25
4/24/2019	17.85	14.410	422.70	0.64	0.25
4/25/2019	17.63	14.233	417.49	0.64	0.25
4/26/2019	17.75	14.330	420.34	0.64	0.25
4/27/2019	17.87	14.427	423.18	0.64	0.25
4/28/2019	18.31	14.782	433.60	0.64	0.25
4/29/2019	19.27	15.557	456.35	0.64	0.25
4/30/2019	20.81	16.801	492.84	0.64	0.25
5/1/2019	22.61	18.255	535.49	0.64	0.25
5/2/2019	23.22	18.740	549.71	0.64	0.25
5/3/2019	23.62	19.063	559.18	0.64	0.25
5/4/2019	23.62	19.063	559.18	0.64	0.25
5/5/2019	23.22	18.740	549.71	0.64	0.25
5/6/2019	23.42	18.902	554.44	0.64	0.25
5/7/2019	23.02	18.578	544.97	0.64	0.25
5/8/2019	22.41	18.094	530.75	0.64	0.25
5/9/2019	23.62	19.063	559.18	0.64	0.25
5/10/2019	23.82	19.225	563.92	0.64	0.25
5/11/2019	23.02	18.578	544.97	0.64	0.25
5/12/2019	22.82	18.417	540.23	0.64	0.25
5/13/2019	22.41	18.094	530.75	0.64	0.25
5/14/2019	21.61	17.448	511.80	0.64	0.25
5/15/2019	20.41	16.478	483.36	0.64	0.25
5/16/2019	20.01	16.155	473.88	0.64	0.25
5/17/2019	19.69	15.897	466.30	0.64	0.25
5/18/2019	19.77	15.961	468.20	0.64	0.25
5/19/2019	20.21	16.317	478.62	0.64	0.25
5/20/2019	19.59	15.816	463.93	0.64	0.25
5/21/2019	19.37	15.638	458.72	0.64	0.25

5/22/2019	20.41	16.478	483.36	0.64	0.25
5/23/2019	21.81	17.609	516.53	0.64	0.25
5/24/2019	23.42	18.902	554.44	0.64	0.25
5/25/2019	25.42	20.517	601.83	0.64	0.25
5/26/2019	25.02	20.194	592.36	0.64	0.25
5/27/2019	25.02	20.194	592.36	0.64	0.25
5/28/2019	26.02	21.002	616.05	0.64	0.25
5/29/2019	26.22	21.163	620.79	0.64	0.25
5/30/2019	27.62	22.294	653.96	0.64	0.25
5/31/2019	28.42	22.940	672.92	0.64	0.25
6/1/2019	27.82	22.456	658.70	0.64	0.25
6/2/2019	28.42	22.940	672.92	0.64	0.25
6/3/2019	27.82	22.456	658.70	0.64	0.25
6/4/2019	27.02	21.809	639.74	0.64	0.25
6/5/2019	27.22	21.971	644.48	0.64	0.25
6/6/2019	26.82	21.648	635.00	0.64	0.25
6/7/2019	25.82	20.840	611.31	0.64	0.25
6/8/2019	25.22	20.355	597.09	0.64	0.25
6/9/2019	25.02	20.194	592.36	0.64	0.25
6/10/2019	24.22	19.548	573.40	0.64	0.25
6/11/2019	22.61	18.255	535.49	0.64	0.25
6/12/2019	21.21	17.124	502.32	0.64	0.25
6/13/2019	20.41	16.478	483.36	0.64	0.25
6/14/2019	19.23	15.525	455.40	0.64	0.25
6/15/2019	17.93	14.475	424.60	0.64	0.25
6/16/2019	18.11	14.620	428.87	0.64	0.25
6/17/2019	17.49	14.120	414.17	0.64	0.25
6/18/2019	17.03	13.748	403.28	0.64	0.25
6/19/2019	16.79	13.554	397.59	0.64	0.25
6/20/2019	16.89	13.635	399.96	0.64	0.25
6/21/2019	16.57	13.376	392.38	0.64	0.25
6/22/2019	16.29	13.150	385.74	0.64	0.25
6/23/2019	15.91	12.843	376.74	0.64	0.25
6/24/2019	15.69	12.666	371.53	0.64	0.25
6/25/2019	15.95	12.876	377.69	0.64	0.25
6/26/2019	15.83	12.779	374.84	0.64	0.25
6/27/2019	15.39	12.423	364.42	0.64	0.25
6/28/2019	15.75	12.714	372.95	0.64	0.25
6/29/2019	15.91	12.843	376.74	0.64	0.25
6/30/2019	15.53	12.536	367.73	0.64	0.25
7/1/2019	16.03	12.940	379.58	0.64	0.25
7/2/2019	16.19	13.070	383.37	0.64	0.25
7/3/2019	16.53	13.344	391.43	0.64	0.25
7/4/2019	16.93	13.667	400.91	0.64	0.25
7/5/2019	17.39	14.039	411.81	0.64	0.25
7/6/2019	18.59	15.008	440.24	0.64	0.25
7/7/2019	18.85	15.218	446.40	0.64	0.25
7/8/2019	18.25	14.733	432.18	0.64	0.25
7/9/2019	17.63	14.233	417.49	0.64	0.25
7/10/2019	17.13	13.829	405.64	0.64	0.25
7/11/2019	16.49	13.312	390.48	0.64	0.25
7/12/2019	16.21	13.086	383.85	0.64	0.25
7/13/2019	15.55	12.553	368.21	0.64	0.25
7/14/2019	14.85	11.987	351.62	0.64	0.25
7/15/2019	14.43	11.648	341.67	0.64	0.25
7/16/2019	13.97	11.276	330.77	0.64	0.25
7/17/2019	13.53	10.921	320.35	0.64	0.25
7/18/2019	14.17	11.438	335.51	0.64	0.25
7/19/2019	15.37	12.407	363.94	0.64	0.25
7/20/2019	15.55	12.553	368.21	0.64	0.25
7/21/2019	15.95	12.876	377.69	0.64	0.25
7/22/2019	15.99	12.908	378.63	0.64	0.25
7/23/2019	15.73	12.698	372.47	0.64	0.25
7/24/2019	15.39	12.423	364.42	0.64	0.25
7/25/2019	14.93	12.052	353.52	0.64	0.25
7/26/2019	14.31	11.551	338.83	0.64	0.25
7/27/2019	13.57	10.953	321.29	0.64	0.25
7/28/2019	12.97	10.469	307.08	0.64	0.25
7/29/2019	12.67	10.226	299.97	0.64	0.25
7/30/2019	12.41	10.016	293.81	0.64	0.25
7/31/2019	10.49	8.465	248.32	0.64	0.25
8/1/2019	10.51	8.481	248.79	0.64	0.25
8/2/2019	10.31	8.320	244.05	0.64	0.25
8/3/2019	9.99	8.061	236.47	0.64	0.25
8/4/2019	9.99	8.061	236.47	0.64	0.25
8/5/2019	10.37	8.368	245.47	0.64	0.25
8/6/2019	10.77	8.691	254.95	0.64	0.25
8/7/2019	11.39	9.192	269.64	0.64	0.25
8/8/2019	11.53	9.305	272.96	0.64	0.25
8/9/2019	11.35	9.160	268.69	0.64	0.25
8/10/2019	10.71	8.643	253.53	0.64	0.25
8/11/2019	10.93	8.821	258.74	0.64	0.25
8/12/2019	10.33	8.336	244.52	0.64	0.25
8/13/2019	10.67	8.611	252.58	0.64	0.25
8/14/2019	11.89	9.596	281.49	0.64	0.25
8/15/2019	12.25	9.887	290.02	0.64	0.25
8/16/2019	12.01	9.693	284.33	0.64	0.25
8/17/2019	11.43	9.225	270.59	0.64	0.25
8/18/2019	11.27	9.095	266.80	0.64	0.25
8/19/2019	11.17	9.015	264.43	0.64	0.25
8/20/2019	10.65	8.595	252.11	0.64	0.25
8/21/2019	11.03	8.901	261.11	0.64	0.25
8/22/2019	10.63	8.578	251.63	0.64	0.25
8/23/2019	9.53	7.690	225.57	0.64	0.25
8/24/2019	9.81	7.916	232.20	0.64	0.25
8/25/2019	9.03	7.286	213.72	0.64	0.25
8/26/2019	10.67	8.611	252.58	0.64	0.25
8/27/2019	10.75	8.675	254.48	0.64	0.25
8/28/2019	10.13	8.175	239.79	0.64	0.25
8/29/2019	9.43	7.609	223.20	0.64	0.25
8/30/2019	8.99	7.254	212.77	0.64	0.25
8/31/2019	9.45	7.625	223.67	0.64	0.25
9/1/2019	8.45	6.817	199.98	0.64	0.25
9/2/2019	9.23	7.448	218.46	0.64	0.25

9/3/2019	8.61	6.947	203.77	0.64	0.25
9/4/2019	10.35	8.352	245.00	0.64	0.25
9/5/2019	11.39	9.192	269.64	0.64	0.25
9/6/2019	10.45	8.433	247.37	0.64	0.25
9/7/2019	10.87	8.772	257.32	0.64	0.25
9/8/2019	10.69	8.627	253.05	0.64	0.25
9/9/2019	10.13	8.175	239.79	0.64	0.25
9/10/2019	11.65	9.402	275.80	0.64	0.25
9/11/2019	13.77	11.115	326.03	0.64	0.25
9/12/2019	18.35	14.814	434.55	0.64	0.25
9/13/2019	27.42	22.133	649.22	0.64	0.25
9/14/2019	28.82	23.263	682.39	0.64	0.25
9/15/2019	25.02	20.194	592.36	0.64	0.25
9/16/2019	23.82	19.225	563.92	0.64	0.25
9/17/2019	24.22	19.548	573.40	0.64	0.25
9/18/2019	24.62	19.871	582.88	0.64	0.25
9/19/2019	24.82	20.032	587.62	0.64	0.25
9/20/2019	24.62	19.871	582.88	0.64	0.25
9/21/2019	23.62	19.063	559.18	0.64	0.25
9/22/2019	23.42	18.902	554.44	0.64	0.25
9/23/2019	24.62	19.871	582.88	0.64	0.25
9/24/2019	24.22	19.548	573.40	0.64	0.25
9/25/2019	23.42	18.902	554.44	0.64	0.25
9/26/2019	23.22	18.740	549.71	0.64	0.25
9/27/2019	23.42	18.902	554.44	0.64	0.25
9/28/2019	23.62	19.063	559.18	0.64	0.25
9/29/2019	25.82	20.840	611.31	0.64	0.25
9/30/2019	27.02	21.809	639.74	0.64	0.25
10/1/2019	26.42	21.325	625.53	0.64	0.25
10/2/2019	33.82	27.302	800.86	0.64	0.25
10/3/2019	41.23	33.280	976.20	0.64	0.25
10/4/2019	42.63	34.410	1009.37	0.64	0.25
10/5/2019	43.03	34.734	1018.85	0.64	0.25
10/6/2019	44.63	36.026	1056.76	0.64	0.25
10/7/2019	45.83	36.995	1085.19	0.64	0.25
10/8/2019	45.63	36.834	1080.46	0.64	0.25
10/9/2019	44.43	35.864	1052.02	0.64	0.25
10/10/2019	43.23	34.895	1023.59	0.64	0.25
10/11/2019	42.63	34.410	1009.37	0.64	0.25
10/12/2019	42.03	33.926	995.16	0.64	0.25
10/13/2019	41.43	33.441	980.94	0.64	0.25
10/14/2019	40.83	32.956	966.72	0.64	0.25
10/15/2019	40.03	32.310	947.77	0.64	0.25
10/16/2019	38.83	31.341	919.34	0.64	0.25
10/17/2019	37.62	30.372	890.90	0.64	0.25
10/18/2019	36.42	29.402	862.47	0.64	0.25
10/19/2019	35.22	28.433	834.04	0.64	0.25
10/20/2019	33.82	27.302	800.86	0.64	0.25
10/21/2019	32.62	26.333	772.43	0.64	0.25
10/22/2019	31.42	25.364	744.00	0.64	0.25
10/23/2019	30.22	24.394	715.57	0.64	0.25
10/24/2019	29.82	24.071	706.09	0.64	0.25
10/25/2019	29.02	23.425	687.13	0.64	0.25
10/26/2019	28.22	22.779	668.18	0.64	0.25
10/27/2019	29.22	23.587	691.87	0.64	0.25
10/28/2019	28.62	23.102	677.65	0.64	0.25
10/29/2019	27.82	22.456	658.70	0.64	0.25
10/30/2019	27.42	22.133	649.22	0.64	0.25
10/31/2019	27.42	22.133	649.22	0.64	0.25
11/1/2019	26.62	21.486	630.27	0.64	0.25
11/2/2019	26.22	21.163	620.79	0.64	0.25
11/3/2019	25.82	20.840	611.31	0.64	0.25
11/4/2019	25.82	20.840	611.31	0.64	0.25
11/5/2019	25.42	20.517	601.83	0.64	0.25
11/6/2019	25.02	20.194	592.36	0.64	0.25
11/7/2019	25.02	20.194	592.36	0.64	0.25
11/8/2019	24.62	19.871	582.88	0.64	0.25
11/9/2019	24.02	19.386	568.66	0.64	0.25
11/10/2019	23.62	19.063	559.18	0.64	0.25
11/11/2019	23.42	18.902	554.44	0.64	0.25
11/12/2019	22.82	18.417	540.23	0.64	0.25
11/13/2019	21.61	17.448	511.80	0.64	0.25
11/14/2019	21.81	17.609	516.53	0.64	0.25
11/15/2019	21.21	17.124	502.32	0.64	0.25
11/16/2019	20.61	16.640	488.10	0.64	0.25
11/17/2019	20.41	16.478	483.36	0.64	0.25
11/18/2019	20.61	16.640	488.10	0.64	0.25
11/19/2019	20.61	16.640	488.10	0.64	0.25
11/20/2019	20.81	16.801	492.84	0.64	0.25
11/21/2019	21.41	17.286	507.06	0.64	0.25
11/22/2019	22.41	18.094	530.75	0.64	0.25
11/23/2019	22.41	18.094	530.75	0.64	0.25
11/24/2019	22.41	18.094	530.75	0.64	0.25
11/25/2019	22.61	18.255	535.49	0.64	0.25
11/26/2019	22.82	18.417	540.23	0.64	0.25
11/27/2019	23.62	19.063	559.18	0.64	0.25
11/28/2019	24.02	19.386	568.66	0.64	0.25
11/29/2019	24.22	19.548	573.40	0.64	0.25
11/30/2019	24.22	19.548	573.40	0.64	0.25
12/1/2019	24.82	20.032	587.62	0.64	0.25
12/2/2019	25.02	20.194	592.36	0.64	0.25
12/3/2019	24.62	19.871	582.88	0.64	0.25
12/4/2019	24.22	19.548	573.40	0.64	0.25
12/5/2019	23.82	19.225	563.92	0.64	0.25
12/6/2019	23.62	19.063	559.18	0.64	0.25
12/7/2019	23.02	18.578	544.97	0.64	0.25
12/8/2019	22.41	18.094	530.75	0.64	0.25
12/9/2019	22.01	17.771	521.27	0.64	0.25
12/10/2019	21.41	17.286	507.06	0.64	0.25
12/11/2019	20.41	16.478	483.36	0.64	0.25
12/12/2019	19.15	15.460	453.51	0.64	0.25
12/13/2019	19.79	15.977	468.67	0.64	0.25
12/14/2019	19.53	15.767	462.51	0.64	0.25
12/15/2019	18.97	15.315	449.24	0.64	0.25

12/16/2019	18.65	15.057	441.66	0.64	0.25
12/17/2019	18.23	14.717	431.71	0.64	0.25
12/18/2019	17.63	14.233	417.49	0.64	0.25
12/19/2019	17.07	13.780	404.22	0.64	0.25
12/20/2019	16.75	13.522	396.64	0.64	0.25
12/21/2019	16.43	13.263	389.06	0.64	0.25
12/22/2019	16.15	13.037	382.42	0.64	0.25
12/23/2019	15.93	12.859	377.21	0.64	0.25
12/24/2019	15.87	12.811	375.79	0.64	0.25
12/25/2019	15.93	12.859	377.21	0.64	0.25
12/26/2019	15.81	12.763	374.37	0.64	0.25
12/27/2019	15.81	12.763	374.37	0.64	0.25
12/28/2019	15.61	12.601	369.63	0.64	0.25
12/29/2019	16.61	13.409	393.32	0.64	0.25
12/30/2019	18.29	14.766	433.13	0.64	0.25
12/31/2019	18.65	15.057	441.66	0.64	0.25
1/1/2020	18.93	15.283	448.29	0.64	0.25
1/2/2020	19.29	15.574	456.82	0.64	0.25
1/3/2020	19.69	15.897	466.30	0.64	0.25
1/4/2020	19.47	15.719	461.09	0.64	0.25
1/5/2020	18.89	15.250	447.35	0.64	0.25
1/6/2020	18.41	14.863	435.97	0.64	0.25
1/7/2020	17.91	14.459	424.13	0.64	0.25
1/8/2020	17.09	13.796	404.70	0.64	0.25
1/9/2020	16.13	13.021	381.95	0.64	0.25
1/10/2020	16.99	13.716	402.33	0.64	0.25
1/11/2020	17.81	14.378	421.76	0.64	0.25
1/12/2020	17.39	14.039	411.81	0.64	0.25
1/13/2020	16.79	13.554	397.59	0.64	0.25
1/14/2020	16.59	13.393	392.85	0.64	0.25
1/15/2020	16.47	13.296	390.01	0.64	0.25
1/16/2020	16.25	13.118	384.79	0.64	0.25
1/17/2020	14.91	12.036	353.04	0.64	0.25
1/18/2020	14.83	11.971	351.15	0.64	0.25
1/19/2020	13.79	11.131	326.51	0.64	0.25
1/20/2020	13.07	10.549	309.45	0.64	0.25
1/21/2020	13.61	10.985	322.24	0.64	0.25
1/22/2020	14.03	11.325	332.19	0.64	0.25
1/23/2020	14.31	11.551	338.83	0.64	0.25
1/24/2020	14.77	11.922	349.73	0.64	0.25
1/25/2020	14.99	12.100	354.94	0.64	0.25
1/26/2020	14.89	12.019	352.57	0.64	0.25
1/27/2020	14.71	11.874	348.30	0.64	0.25
1/28/2020	14.05	11.341	332.67	0.64	0.25
1/29/2020	14.41	11.632	341.20	0.64	0.25
1/30/2020	13.99	11.292	331.25	0.64	0.25
1/31/2020	14.09	11.373	333.61	0.64	0.25
2/1/2020	13.69	11.050	324.14	0.64	0.25
2/2/2020	13.65	11.018	323.19	0.64	0.25
2/3/2020	14.09	11.373	333.61	0.64	0.25
2/4/2020	14.55	11.745	344.51	0.64	0.25
2/5/2020	14.85	11.987	351.62	0.64	0.25
2/6/2020	14.75	11.906	349.25	0.64	0.25
2/7/2020	14.51	11.712	343.57	0.64	0.25
2/8/2020	14.09	11.373	333.61	0.64	0.25
2/9/2020	13.87	11.196	328.40	0.64	0.25
2/10/2020	13.59	10.969	321.77	0.64	0.25
2/11/2020	13.25	10.695	313.71	0.64	0.25
2/12/2020	13.01	10.501	308.02	0.64	0.25
2/13/2020	12.87	10.388	304.71	0.64	0.25
2/14/2020	11.61	9.370	274.85	0.64	0.25
2/15/2020	11.39	9.192	269.64	0.64	0.25
2/16/2020	11.91	9.612	281.96	0.64	0.25
2/17/2020	12.31	9.935	291.44	0.64	0.25
2/18/2020	12.65	10.210	299.49	0.64	0.25
2/19/2020	12.59	10.162	298.07	0.64	0.25
2/20/2020	12.05	9.725	285.28	0.64	0.25
2/21/2020	11.51	9.289	272.48	0.64	0.25
2/22/2020	11.69	9.435	276.75	0.64	0.25
2/23/2020	12.01	9.693	284.33	0.64	0.25
2/24/2020	12.21	9.855	289.07	0.64	0.25
2/25/2020	12.51	10.097	296.18	0.64	0.25
2/26/2020	12.55	10.129	297.13	0.64	0.25
2/27/2020	12.31	9.935	291.44	0.64	0.25
2/28/2020	12.03	9.709	284.80	0.64	0.25
2/29/2020	11.71	9.451	277.22	0.64	0.25
3/1/2020	11.57	9.338	273.91	0.64	0.25
3/2/2020	12.29	9.919	290.96	0.64	0.25
3/3/2020	12.89	10.404	305.18	0.64	0.25
3/4/2020	13.81	11.147	326.98	0.64	0.25
3/5/2020	14.91	12.036	353.04	0.64	0.25
3/6/2020	15.77	12.730	373.42	0.64	0.25
3/7/2020	16.49	13.312	390.48	0.64	0.25
3/8/2020	16.89	13.635	399.96	0.64	0.25
3/9/2020	17.95	14.491	425.07	0.64	0.25
3/10/2020	21.01	16.963	497.58	0.64	0.25
3/11/2020	22.01	17.771	521.27	0.64	0.25
3/12/2020	22.61	18.255	535.49	0.64	0.25
3/13/2020	23.22	18.740	549.71	0.64	0.25
3/14/2020	23.62	19.063	559.18	0.64	0.25
3/15/2020	23.82	19.225	563.92	0.64	0.25
3/16/2020	23.42	18.902	554.44	0.64	0.25
3/17/2020	23.22	18.740	549.71	0.64	0.25
3/18/2020	23.02	18.578	544.97	0.64	0.25
3/19/2020	23.02	18.578	544.97	0.64	0.25
3/20/2020	25.02	20.194	592.36	0.64	0.25
3/21/2020	26.22	21.163	620.79	0.64	0.25
3/22/2020	25.82	20.840	611.31	0.64	0.25
3/23/2020	26.42	21.325	625.53	0.64	0.25
3/24/2020	26.62	21.486	630.27	0.64	0.25
3/25/2020	26.82	21.648	635.00	0.64	0.25
3/26/2020	26.82	21.648	635.00	0.64	0.25
3/27/2020	26.42	21.325	625.53	0.64	0.25
3/28/2020	27.42	22.133	649.22	0.64	0.25

3/29/2020	29.62	23.910	701.35	0.64	0.25
3/30/2020	28.62	23.102	677.65	0.64	0.25
3/31/2020	27.82	22.456	658.70	0.64	0.25
4/1/2020	27.42	22.133	649.22	0.64	0.25
4/2/2020	26.82	21.648	635.00	0.64	0.25
4/3/2020	26.42	21.325	625.53	0.64	0.25
4/4/2020	26.02	21.002	616.05	0.64	0.25
4/5/2020	25.42	20.517	601.83	0.64	0.25
4/6/2020	24.62	19.871	582.88	0.64	0.25
4/7/2020	23.82	19.225	563.92	0.64	0.25
4/8/2020	23.42	18.902	554.44	0.64	0.25
4/9/2020	22.82	18.417	540.23	0.64	0.25
4/10/2020	22.01	17.771	521.27	0.64	0.25
4/11/2020	21.61	17.448	511.80	0.64	0.25
4/12/2020	21.21	17.124	502.32	0.64	0.25
4/13/2020	21.81	17.609	516.53	0.64	0.25
4/14/2020	21.41	17.286	507.06	0.64	0.25
4/15/2020	21.21	17.124	502.32	0.64	0.25
4/16/2020	21.41	17.286	507.06	0.64	0.25
4/17/2020	21.01	16.963	497.58	0.64	0.25
4/18/2020	20.61	16.640	488.10	0.64	0.25
4/19/2020	19.67	15.881	465.83	0.64	0.25
4/20/2020	19.33	15.606	457.77	0.64	0.25
4/21/2020	18.71	15.105	443.08	0.64	0.25
4/22/2020	18.31	14.782	433.60	0.64	0.25
4/23/2020	18.23	14.717	431.71	0.64	0.25
4/24/2020	17.85	14.410	422.70	0.64	0.25
4/25/2020	17.51	14.136	414.65	0.64	0.25
4/26/2020	17.09	13.796	404.70	0.64	0.25
4/27/2020	16.71	13.490	395.69	0.64	0.25
4/28/2020	16.71	13.490	395.69	0.64	0.25
4/29/2020	18.21	14.701	431.23	0.64	0.25
4/30/2020	20.21	16.317	478.62	0.64	0.25
5/1/2020	19.05	15.380	451.14	0.64	0.25
5/2/2020	18.29	14.766	433.13	0.64	0.25
5/3/2020	17.65	14.249	417.97	0.64	0.25
5/4/2020	16.99	13.716	402.33	0.64	0.25
5/5/2020	16.69	13.473	395.22	0.64	0.25
5/6/2020	16.21	13.086	383.85	0.64	0.25
5/7/2020	15.71	12.682	372.00	0.64	0.25
5/8/2020	15.31	12.359	362.52	0.64	0.25
5/9/2020	14.67	11.842	347.36	0.64	0.25
5/10/2020	14.29	11.535	338.35	0.64	0.25
5/11/2020	14.27	11.519	337.88	0.64	0.25
5/12/2020	13.77	11.115	326.03	0.64	0.25
5/13/2020	13.37	10.792	316.55	0.64	0.25
5/14/2020	14.23	11.486	336.93	0.64	0.25
5/15/2020	15.57	12.569	368.68	0.64	0.25
5/16/2020	15.99	12.908	378.63	0.64	0.25
5/17/2020	17.37	14.023	411.33	0.64	0.25
5/18/2020	20.81	16.801	492.84	0.64	0.25
5/19/2020	20.81	16.801	492.84	0.64	0.25
5/20/2020	21.01	16.963	497.58	0.64	0.25
5/21/2020	21.21	17.124	502.32	0.64	0.25
5/22/2020	21.41	17.286	507.06	0.64	0.25
5/23/2020	22.21	17.932	526.01	0.64	0.25
5/24/2020	25.42	20.517	601.83	0.64	0.25
5/25/2020	23.62	19.063	559.18	0.64	0.25
5/26/2020	22.21	17.932	526.01	0.64	0.25
5/27/2020	21.41	17.286	507.06	0.64	0.25
5/28/2020	20.81	16.801	492.84	0.64	0.25
5/29/2020	21.01	16.963	497.58	0.64	0.25
5/30/2020	20.61	16.640	488.10	0.64	0.25
5/31/2020	20.21	16.317	478.62	0.64	0.25
6/1/2020	20.21	16.317	478.62	0.64	0.25
6/2/2020	20.21	16.317	478.62	0.64	0.25
6/3/2020	20.21	16.317	478.62	0.64	0.25
6/4/2020	19.95	16.107	472.46	0.64	0.25
6/5/2020	19.31	15.590	457.30	0.64	0.25
6/6/2020	18.83	15.202	445.93	0.64	0.25
6/7/2020	18.37	14.830	435.03	0.64	0.25
6/8/2020	17.91	14.459	424.13	0.64	0.25
6/9/2020	17.45	14.087	413.23	0.64	0.25
6/10/2020	17.71	14.297	419.39	0.64	0.25
6/11/2020	17.43	14.071	412.75	0.64	0.25
6/12/2020	17.15	13.845	406.12	0.64	0.25
6/13/2020	17.09	13.796	404.70	0.64	0.25
6/14/2020	16.95	13.683	401.38	0.64	0.25
6/15/2020	16.75	13.522	396.64	0.64	0.25
6/16/2020	16.47	13.296	390.01	0.64	0.25
6/17/2020	16.09	12.989	381.00	0.64	0.25
6/18/2020	15.71	12.682	372.00	0.64	0.25
6/19/2020	15.21	12.278	360.15	0.64	0.25
6/20/2020	14.77	11.922	349.73	0.64	0.25
6/21/2020	14.35	11.583	339.78	0.64	0.25
6/22/2020	14.25	11.502	337.41	0.64	0.25
6/23/2020	14.43	11.648	341.67	0.64	0.25
6/24/2020	14.39	11.616	340.72	0.64	0.25
6/25/2020	14.51	11.712	343.57	0.64	0.25
6/26/2020	14.05	11.341	332.67	0.64	0.25
6/27/2020	12.89	10.404	305.18	0.64	0.25
6/28/2020	13.45	10.856	318.45	0.64	0.25
6/29/2020	15.85	12.795	375.32	0.64	0.25
6/30/2020	17.49	14.120	414.17	0.64	0.25
7/1/2020	16.87	13.619	399.48	0.64	0.25
7/2/2020	16.15	13.037	382.42	0.64	0.25
7/3/2020	15.57	12.569	368.68	0.64	0.25
7/4/2020	15.27	12.326	361.57	0.64	0.25
7/5/2020	14.51	11.712	343.57	0.64	0.25
7/6/2020	13.45	10.856	318.45	0.64	0.25
7/7/2020	12.87	10.388	304.71	0.64	0.25
7/8/2020	12.29	9.919	290.96	0.64	0.25
7/9/2020	12.99	10.485	307.55	0.64	0.25
7/10/2020	13.91	11.228	329.35	0.64	0.25

7/11/2020	14.29	11.535	338.35	0.64	0.25
7/12/2020	14.87	12.003	352.10	0.64	0.25
7/13/2020	15.29	12.343	362.05	0.64	0.25
7/14/2020	15.69	12.666	371.53	0.64	0.25
7/15/2020	16.33	13.183	386.69	0.64	0.25
7/16/2020	17.49	14.120	414.17	0.64	0.25
7/17/2020	17.51	14.136	414.65	0.64	0.25
7/18/2020	16.77	13.538	397.12	0.64	0.25
7/19/2020	16.41	13.247	388.59	0.64	0.25
7/20/2020	16.07	12.973	380.53	0.64	0.25
7/21/2020	15.69	12.666	371.53	0.64	0.25
7/22/2020	15.17	12.246	359.20	0.64	0.25
7/23/2020	14.65	11.826	346.88	0.64	0.25
7/24/2020	14.07	11.357	333.14	0.64	0.25
7/25/2020	13.47	10.872	318.92	0.64	0.25
7/26/2020	13.15	10.614	311.34	0.64	0.25
7/27/2020	13.15	10.614	311.34	0.64	0.25
7/28/2020	12.91	10.420	305.66	0.64	0.25
7/29/2020	12.61	10.178	298.55	0.64	0.25
7/30/2020	12.41	10.016	293.81	0.64	0.25
7/31/2020	12.07	9.742	285.75	0.64	0.25
8/1/2020	11.61	9.370	274.85	0.64	0.25
8/2/2020	11.01	8.885	260.64	0.64	0.25
8/3/2020	9.67	7.803	228.89	0.64	0.25
8/4/2020	10.95	8.837	259.21	0.64	0.25
8/5/2020	9.25	7.464	218.93	0.64	0.25
8/6/2020	9.31	7.512	220.36	0.64	0.25
8/7/2020	10.11	8.158	239.31	0.64	0.25
8/8/2020	8.87	7.157	209.93	0.64	0.25
8/9/2020	9.19	7.415	217.51	0.64	0.25
8/10/2020	10.09	8.142	238.84	0.64	0.25
8/11/2020	14.45	11.664	342.14	0.64	0.25
8/12/2020	14.27	11.519	337.88	0.64	0.25
8/13/2020	12.21	9.855	289.07	0.64	0.25
8/14/2020	11.21	9.047	265.38	0.64	0.25
8/15/2020	11.25	9.079	266.32	0.64	0.25
8/16/2020	10.29	8.304	243.58	0.64	0.25
8/17/2020	10.15	8.191	240.26	0.64	0.25
8/18/2020	8.99	7.254	212.77	0.64	0.25
8/19/2020	8.71	7.027	206.14	0.64	0.25
8/20/2020	9.23	7.448	218.46	0.64	0.25
8/21/2020	8.31	6.704	196.66	0.64	0.25
8/22/2020	7.83	6.317	185.29	0.64	0.25
8/23/2020	7.67	6.187	181.50	0.64	0.25
8/24/2020	7.89	6.365	186.71	0.64	0.25
8/25/2020	8.41	6.785	199.03	0.64	0.25
8/26/2020	7.87	6.349	186.24	0.64	0.25
8/27/2020	7.67	6.187	181.50	0.64	0.25
8/28/2020	8.51	6.866	201.40	0.64	0.25
8/29/2020	8.01	6.462	189.55	0.64	0.25
8/30/2020	7.28	5.880	172.49	0.64	0.25
8/31/2020	7.75	6.252	183.39	0.64	0.25
9/1/2020	9.91	7.997	234.57	0.64	0.25
9/2/2020	10.13	8.175	239.79	0.64	0.25
9/3/2020	9.55	7.706	226.04	0.64	0.25
9/4/2020	9.45	7.625	223.67	0.64	0.25
9/5/2020	9.99	8.061	236.47	0.64	0.25
9/6/2020	9.37	7.561	221.78	0.64	0.25
9/7/2020	10.57	8.530	250.21	0.64	0.25
9/8/2020	11.85	9.564	280.54	0.64	0.25
9/9/2020	13.63	11.002	322.72	0.64	0.25
9/10/2020	14.45	11.664	342.14	0.64	0.25
9/11/2020	14.79	11.939	350.20	0.64	0.25
9/12/2020	15.95	12.876	377.69	0.64	0.25
9/13/2020	16.11	13.005	381.48	0.64	0.25
9/14/2020	16.05	12.956	380.06	0.64	0.25
9/15/2020	16.01	12.924	379.11	0.64	0.25
9/16/2020	15.81	12.763	374.37	0.64	0.25
9/17/2020	15.33	12.375	363.00	0.64	0.25
9/18/2020	14.39	11.616	340.72	0.64	0.25
9/19/2020	13.55	10.937	320.82	0.64	0.25
9/20/2020	12.85	10.372	304.23	0.64	0.25
9/21/2020	12.35	9.968	292.39	0.64	0.25
9/22/2020	12.03	9.709	284.80	0.64	0.25
9/23/2020	11.71	9.451	277.22	0.64	0.25
9/24/2020	11.57	9.338	273.91	0.64	0.25
9/25/2020	11.35	9.160	268.69	0.64	0.25
9/26/2020	11.39	9.192	269.64	0.64	0.25
9/27/2020	11.19	9.031	264.90	0.64	0.25
9/28/2020	10.97	8.853	259.69	0.64	0.25
9/29/2020	11.19	9.031	264.90	0.64	0.25
9/30/2020	10.95	8.837	259.21	0.64	0.25
10/1/2020	10.39	8.385	245.95	0.64	0.25
10/2/2020	9.67	7.803	228.89	0.64	0.25
10/3/2020	8.17	6.591	193.34	0.64	0.25
10/4/2020	9.51	7.674	225.10	0.64	0.25
10/5/2020	9.61	7.754	227.46	0.64	0.25
10/6/2020	8.35	6.737	197.61	0.64	0.25
10/7/2020	9.43	7.609	223.20	0.64	0.25
10/8/2020	8.99	7.254	212.77	0.64	0.25
10/9/2020	7.85	6.333	185.76	0.64	0.25
10/10/2020	8.23	6.640	194.77	0.64	0.25
10/11/2020	9.15	7.383	216.57	0.64	0.25
10/12/2020	9.05	7.302	214.20	0.64	0.25
10/13/2020	8.59	6.931	203.30	0.64	0.25
10/14/2020	8.33	6.721	197.14	0.64	0.25
10/15/2020	8.41	6.785	199.03	0.64	0.25
10/16/2020	8.93	7.205	211.35	0.64	0.25
10/17/2020	8.75	7.060	207.09	0.64	0.25
10/18/2020	8.81	7.108	208.51	0.64	0.25
10/19/2020	8.77	7.076	207.56	0.64	0.25
10/20/2020	9.07	7.318	214.67	0.64	0.25
10/21/2020	9.03	7.286	213.72	0.64	0.25
10/22/2020	10.33	8.336	244.52	0.64	0.25

10/23/2020	12.13	9.790	287.17	0.64	0.25
10/24/2020	13.33	10.759	315.61	0.64	0.25
10/25/2020	13.85	11.179	327.93	0.64	0.25
10/26/2020	14.27	11.519	337.88	0.64	0.25
10/27/2020	14.57	11.761	344.99	0.64	0.25
10/28/2020	14.51	11.712	343.57	0.64	0.25
10/29/2020	14.29	11.535	338.35	0.64	0.25
10/30/2020	13.75	11.099	325.56	0.64	0.25
10/31/2020	13.17	10.630	311.82	0.64	0.25
11/1/2020	12.73	10.275	301.39	0.64	0.25
11/2/2020	12.59	10.162	298.07	0.64	0.25
11/3/2020	12.59	10.162	298.07	0.64	0.25
11/4/2020	12.61	10.178	298.55	0.64	0.25
11/5/2020	12.55	10.129	297.13	0.64	0.25
11/6/2020	12.57	10.145	297.60	0.64	0.25
11/7/2020	12.39	10.000	293.33	0.64	0.25
11/8/2020	12.35	9.968	292.39	0.64	0.25
11/9/2020	12.31	9.935	291.44	0.64	0.25
11/10/2020	12.23	9.871	289.54	0.64	0.25
11/11/2020	12.33	9.952	291.91	0.64	0.25
11/12/2020	12.47	10.065	295.23	0.64	0.25
11/13/2020	12.67	10.226	299.97	0.64	0.25
11/14/2020	13.27	10.711	314.19	0.64	0.25
11/15/2020	13.37	10.792	316.55	0.64	0.25
11/16/2020	12.79	10.323	302.81	0.64	0.25
11/17/2020	12.97	10.469	307.08	0.64	0.25
11/18/2020	12.69	10.242	300.44	0.64	0.25
11/19/2020	12.35	9.968	292.39	0.64	0.25
11/20/2020	12.27	9.903	290.49	0.64	0.25
11/21/2020	12.23	9.871	289.54	0.64	0.25
11/22/2020	12.07	9.742	285.75	0.64	0.25
11/23/2020	11.95	9.645	282.91	0.64	0.25
11/24/2020	11.91	9.612	281.96	0.64	0.25
11/25/2020	12.59	10.162	298.07	0.64	0.25
11/26/2020	13.67	11.034	323.66	0.64	0.25
11/27/2020	14.09	11.373	333.61	0.64	0.25
11/28/2020	14.31	11.551	338.83	0.64	0.25
11/29/2020	14.15	11.422	335.04	0.64	0.25
11/30/2020	13.93	11.244	329.82	0.64	0.25
12/1/2020	13.53	10.921	320.35	0.64	0.25
12/2/2020	13.09	10.565	309.92	0.64	0.25
12/3/2020	12.81	10.339	303.29	0.64	0.25
12/4/2020	12.61	10.178	298.55	0.64	0.25
12/5/2020	12.49	10.081	295.70	0.64	0.25
12/6/2020	12.39	10.000	293.33	0.64	0.25
12/7/2020	12.27	9.903	290.49	0.64	0.25
12/8/2020	12.11	9.774	286.70	0.64	0.25
12/9/2020	11.77	9.499	278.64	0.64	0.25
12/10/2020	11.75	9.483	278.17	0.64	0.25
12/11/2020	11.87	9.580	281.01	0.64	0.25
12/12/2020	12.87	10.388	304.71	0.64	0.25
12/13/2020	13.17	10.630	311.82	0.64	0.25
12/14/2020	12.93	10.436	306.13	0.64	0.25
12/15/2020	12.63	10.194	299.02	0.64	0.25
12/16/2020	12.23	9.871	289.54	0.64	0.25
12/17/2020	11.87	9.580	281.01	0.64	0.25
12/18/2020	11.53	9.305	272.96	0.64	0.25
12/19/2020	11.49	9.273	272.01	0.64	0.25
12/20/2020	11.39	9.192	269.64	0.64	0.25
12/21/2020	11.19	9.031	264.90	0.64	0.25
12/22/2020	10.97	8.853	259.69	0.64	0.25
12/23/2020	10.91	8.805	258.27	0.64	0.25
12/24/2020	10.51	8.481	248.79	0.64	0.25
12/25/2020	9.45	7.625	223.67	0.64	0.25
12/26/2020	9.27	7.480	219.41	0.64	0.25
12/27/2020	9.37	7.561	221.78	0.64	0.25
12/28/2020	10.41	8.401	246.42	0.64	0.25
12/29/2020	9.61	7.754	227.46	0.64	0.25
12/30/2020	9.09	7.334	215.14	0.64	0.25
12/31/2020	9.91	7.997	234.57	0.64	0.25

WQ Outputs_Calibration											
Date	Lake TP (mg/L)	Lake DP (mg/L)	Lake OP (mg/L)	Lake TN (mg/L)	Lake DN (mg/L)	Lake ON (mg/L)	Porewater DP (mg/L)	Porewater DN (mg/L)	Sediment P (mg/g)	Sediment N (mg/g)	Sediment P flux (mg/m2/d)
1/1/2010	0.059436	0.020828	0.038608	3.831922	3.530087	0.301834	1.67657518	15.31599998	0.59723234	4.5498209	3.7984798
1/2/2010	0.05885	0.018464	0.040386	3.694614	3.463254	0.231361	1.87636209	15.6055088	0.59723401	4.5859261	4.26223755
1/3/2010	0.058096	0.01658	0.041516	3.57941	3.399292	0.180118	1.9372071	15.86696815	0.5980823	4.6121516	4.40614414
1/4/2010	0.057213	0.015049	0.042163	3.480655	3.337859	0.142796	1.95764422	16.10042953	0.5991987	4.6312056	4.45654154
1/5/2010	0.05624	0.013795	0.042445	3.394245	3.278721	0.115524	1.96637416	16.30693436	0.60040158	4.6450434	4.47944593
1/6/2010	0.055222	0.012767	0.042455	3.317284	3.221699	0.095585	1.97172916	16.48811531	0.60162836	4.6550808	4.4940896
1/7/2010	0.054173	0.011919	0.042254	3.247486	3.166643	0.080843	1.97610641	16.64591789	0.60285348	4.6623368	4.50607824
1/8/2010	0.053136	0.011225	0.04191	3.183529	3.113457	0.070072	1.98018026	16.78240967	0.60406429	4.6675549	4.51701403
1/9/2010	0.052123	0.010659	0.041464	3.124216	3.062047	0.062168	1.98412907	16.89967537	0.60525364	4.6712885	4.52737236
1/10/2010	0.051142	0.010194	0.040947	3.068633	3.012322	0.056311	1.98799145	16.99973488	0.60641706	4.673934	4.53729916
1/11/2010	0.050195	0.009812	0.040383	3.016109	2.964196	0.051913	1.99176943	17.08448792	0.60755157	4.6757731	4.54684353
1/12/2010	0.049286	0.009496	0.03979	2.966168	2.917592	0.048576	1.99545753	17.15569496	0.60865533	4.6770077	4.55602884
1/13/2010	0.048413	0.009233	0.03918	2.918381	2.872421	0.04596	1.99904943	17.2149601	0.60972732	4.6777787	4.5648737
1/14/2010	0.047575	0.009011	0.038563	2.872467	2.828608	0.043859	2.00254154	17.26372528	0.61076707	4.6781845	4.57339287
1/15/2010	0.046781	0.008828	0.037954	2.828344	2.78613	0.042214	2.00593138	17.3032856	0.61177456	4.6783009	4.58159113
1/16/2010	0.046025	0.008672	0.037353	2.785738	2.744897	0.040842	2.00921869	17.33479691	0.61275035	4.678185	4.58948946
1/17/2010	0.045305	0.00854	0.036766	2.744539	2.704858	0.039682	2.0124042	17.35927773	0.61369503	4.6778741	4.59710073
1/18/2010	0.044627	0.008429	0.036199	2.70472	2.665992	0.038727	2.01549029	17.37763786	0.61460948	4.6774001	4.60443544
1/19/2010	0.043982	0.008332	0.03565	2.66608	2.628214	0.037866	2.01847887	17.39066887	0.61549473	4.6767855	4.61151266
1/20/2010	0.043374	0.00825	0.035124	2.628635	2.591511	0.037124	2.02137303	17.39907455	0.6163519	4.6760464	4.61834049
1/21/2010	0.042798	0.008179	0.03462	2.592275	2.555824	0.036451	2.02417636	17.40346718	0.61718208	4.6751966	4.62493563
1/22/2010	0.042253	0.008116	0.034137	2.556936	2.52111	0.035826	2.02689219	17.40438652	0.61798644	4.6742449	4.63131046
1/23/2010	0.041758	0.008517	0.033241	2.521665	2.486285	0.03538	2.0295229	17.40226364	0.61875516	4.6732087	4.63642597
1/24/2010	0.04145	0.008958	0.032492	2.487385	2.451141	0.036244	2.03205109	17.39746284	0.61948174	4.6722083	4.64121389
1/25/2010	0.041521	0.009559	0.031962	2.459855	2.420323	0.039532	2.03446746	17.39055252	0.6201756	4.6715455	4.64537859
1/26/2010	0.041691	0.010071	0.031621	2.43552	2.393295	0.042226	2.03678918	17.38227081	0.62084705	4.6713672	4.64953089
1/27/2010	0.041773	0.009803	0.03197	2.410242	2.366861	0.043381	2.03903437	17.37312317	0.62151819	4.6714988	4.65529585
1/28/2010	0.041773	0.010137	0.031636	2.384041	2.340505	0.043536	2.04125142	17.36333466	0.62218887	4.6717329	4.65961504
1/29/2010	0.04181	0.009842	0.031968	2.359375	2.315448	0.043927	2.04345727	17.3530674	0.62285858	4.6720071	4.6653533
1/30/2010	0.041822	0.009604	0.032218	2.335396	2.291207	0.044189	2.04566073	17.3424778	0.62354195	4.6723299	4.67095423
1/31/2010	0.041765	0.009392	0.032372	2.311186	2.267268	0.043917	2.04789138	17.3316555	0.62423426	4.672647	4.67655659
2/1/2010	0.041693	0.009221	0.032472	2.287725	2.244055	0.04367	2.05014777	17.32065773	0.62493175	4.6729169	4.682127
2/2/2010	0.041607	0.009079	0.032528	2.264904	2.221499	0.043405	2.052423	17.30953407	0.62563199	4.6731405	4.68767071
2/3/2010	0.041513	0.009513	0.032	2.241863	2.198832	0.043031	2.05470705	17.29829788	0.62631923	4.6733079	4.69191599
2/4/2010	0.0414	0.009292	0.032108	2.219457	2.177074	0.042383	2.05696368	17.2869606	0.62699497	4.6733875	4.69759893
2/5/2010	0.04125	0.009102	0.032147	2.197302	2.155667	0.041635	2.0591867	17.27553558	0.62767351	4.6733499	4.70313454
2/6/2010	0.04107	0.008938	0.032132	2.175443	2.134608	0.040835	2.06140351	17.26400566	0.62835163	4.6731825	4.70859671
2/7/2010	0.040849	0.008788	0.032061	2.15355	2.113695	0.039855	2.06361532	17.25234032	0.62902647	4.6728668	4.71401453
2/8/2010	0.040607	0.008656	0.03195	2.131974	2.093087	0.038887	2.0658164	17.24050713	0.62969571	4.67239	4.71936703
2/9/2010	0.040341	0.008536	0.031804	2.110567	2.072693	0.037873	2.0679996	17.22847366	0.63035744	4.6717491	4.72465134
2/10/2010	0.040051	0.008425	0.031626	2.089278	2.052469	0.036809	2.0701592	17.2162075	0.63101006	4.6709371	4.72986126
2/11/2010	0.039742	0.008321	0.031421	2.068144	2.032418	0.035726	2.07228899	17.2036705	0.63165206	4.6699486	4.73498487
2/12/2010	0.03942	0.008225	0.031195	2.047234	2.012569	0.034665	2.07438469	17.19083786	0.63228232	4.6687841	4.74001217
2/13/2010	0.039091	0.008138	0.030954	2.026608	1.992955	0.033653	2.07644296	17.17768669	0.63289994	4.6674504	4.74493599
2/14/2010	0.038763	0.008058	0.030704	2.006363	1.973632	0.032731	2.07846045	17.16420364	0.63350439	4.6659584	4.74974585
2/15/2010	0.038472	0.008001	0.030471	1.987239	1.955044	0.032195	2.08043647	17.1504097	0.63409585	4.6643476	4.75441074
2/16/2010	0.038231	0.007966	0.030265	1.969371	1.937328	0.032043	2.08237267	17.13636398	0.6346755	4.6626806	4.75893259
2/17/2010	0.038013	0.00794	0.030073	1.952149	1.920179	0.03197	2.08427167	17.12212944	0.63524437	4.6609945	4.76334858
2/18/2010	0.037811	0.007919	0.029892	1.935403	1.903504	0.031899	2.08613586	17.1077652	0.6358031	4.6592965	4.76767302
2/19/2010	0.037616	0.007899	0.029716	1.918937	1.887178	0.031759	2.08796692	17.0933075	0.63635212	4.6575809	4.77191925
2/20/2010	0.037428	0.007881	0.029547	1.902804	1.871217	0.031587	2.08976603	17.07878685	0.63689172	4.6558394	4.77608919
2/21/2010	0.037258	0.008266	0.028992	1.886658	1.855276	0.031382	2.09153318	17.0642128	0.63741237	4.654067	4.77925873
2/22/2010	0.037098	0.008169	0.028929	1.870913	1.839847	0.031066	2.09324861	17.04959106	0.63791692	4.6522522	4.78341866
2/23/2010	0.036933	0.008085	0.028848	1.855422	1.824691	0.030732	2.09491348	17.03493881	0.6384173	4.6503844	4.78742933
2/24/2010	0.036767	0.008015	0.028752	1.840226	1.809824	0.030402	2.09655285	17.02025795	0.63891256	4.6484628	4.79135227
2/25/2010	0.036625	0.008347	0.028278	1.825308	1.795115	0.030192	2.09817219	17.00554276	0.63939273	4.6464972	4.7943058
2/26/2010	0.036513	0.008231	0.028282	1.81129	1.781203	0.030087	2.09975266	16.99081993	0.63986051	4.6445065	4.79819632
2/27/2010	0.036371	0.008126	0.028245	1.79699	1.767248	0.029742	2.10129452	16.97610283	0.64032692	4.6424794	4.8019743
2/28/2010	0.036243	0.008045	0.028198	1.783369	1.753803	0.029567	2.10282111	16.96138954	0.64079058	4.6404104	4.80566263
3/1/2010	0.036122	0.00798	0.028141	1.770177	1.740736	0.02944	2.10433722	16.94669724	0.64125091	4.6383176	4.80928946
3/2/2010	0.036028	0.007936	0.028092	1.757866	1.728337	0.029529	2.10584331	16.93205643	0.6417079	4.6362224	4.81284523
3/3/2010	0.035917	0.007893	0.028024	1.745353	1.715957	0.029396	2.10733914	16.91748238	0.64216125	4.6341243	4.81637716
3/4/2010	0.035834	0.007866	0.027968	1.733708	1.704229	0.029479	2.10882354	16.90299225	0.64261085	4.6320224	4.81984329
3/5/2010	0.03578	0.007853	0.027926	1.722857	1.693139	0.029719	2.11029744	16.88862228	0.64305735	4.6299477	4.82325363
3/6/2010	0.035734	0.007846	0.027888	1.712352	1.682425	0.029926	2.11176229	16.87441063	0.64350116	4.6279097	4.8266325
3/7/2010	0.035726	0.007853	0.027873	1.702876	1.672514	0.030362	2.11321926	16.86039734	0.64394301	4.6259246	4.82995796
3/8/2010	0.035781	0.008317	0.027464	1.693713	1.662575	0.031138	2.11467052	16.84661674	0.6443736	4.6240382	4.83222246

Date	Lake TP (mg/L)	Lake DP (mg/L)	Lake OP (mg/L)	Lake TN (mg/L)	Lake DN (mg/L)	Lake ON (mg/L)	Porewater DP (mg/L)	Porewater DN (mg/L)	Sediment P (mg/g)	Sediment N (mg/g)	Sediment P flux (mg/m2/d)
3/9/2010	0.035979	0.008768	0.027211	1.687978	1.655437	0.03254	2.1160984	16.83320045	0.64478701	4.6223292	4.83446455
3/10/2010	0.03648	0.009365	0.027115	1.687628	1.651603	0.036025	2.11749268	16.82044411	0.64519137	4.621017	4.83629179
3/11/2010	0.037458	0.010193	0.027266	1.698263	1.655937	0.042327	2.11887693	16.80893517	0.64559686	4.6204982	4.83756971
3/12/2010	0.038831	0.011224	0.027607	1.713946	1.663263	0.050684	2.12028408	16.79934692	0.64601451	4.6211667	4.83843184
3/13/2010	0.040342	0.012183	0.028159	1.732581	1.674455	0.058126	2.12174106	16.79221725	0.64645433	4.6231122	4.83957434
3/14/2010	0.041956	0.013065	0.028891	1.754373	1.689639	0.064734	2.12327123	16.78804016	0.64692605	4.6261907	4.84106112
3/15/2010	0.043552	0.01272	0.030832	1.776657	1.706234	0.070423	2.12490416	16.78709602	0.64746445	4.6302576	4.84560013
3/16/2010	0.045063	0.012481	0.032581	1.798856	1.72357	0.075287	2.1267221	16.78944778	0.64809453	4.6351695	4.85031652
3/17/2010	0.046424	0.0123	0.034124	1.819273	1.740393	0.07888	2.12879825	16.79501534	0.64880568	4.6407557	4.85549498
3/18/2010	0.047578	0.012135	0.035442	1.836447	1.755545	0.080901	2.13112688	16.80355453	0.64958686	4.6467843	4.86121559
3/19/2010	0.048547	0.011983	0.036563	1.850941	1.769124	0.081816	2.13368106	16.81471443	0.65042746	4.653038	4.86742401
3/20/2010	0.049371	0.011849	0.037522	1.863631	1.781508	0.082123	2.13642979	16.82812881	0.65131843	4.6593776	4.87403822
3/21/2010	0.050071	0.012826	0.037246	1.873156	1.791327	0.08183	2.1393404	16.84339142	0.65222466	4.6657057	4.87847519
3/22/2010	0.05069	0.012479	0.038211	1.882119	1.801004	0.081116	2.14232993	16.86014748	0.65314668	4.6719403	4.88612843
3/23/2010	0.051151	0.012175	0.038976	1.889059	1.809125	0.079934	2.14537764	16.87808609	0.65411079	4.6780095	4.8938179
3/24/2010	0.051473	0.011905	0.039568	1.894191	1.815772	0.078419	2.14853024	16.89686394	0.65510714	4.6838498	4.90167093
3/25/2010	0.051701	0.012637	0.039064	1.897197	1.820529	0.076668	2.15177751	16.91614151	0.65610385	4.6894155	4.90743923
3/26/2010	0.051838	0.012211	0.039626	1.898757	1.824182	0.074575	2.1550498	16.93562126	0.65710044	4.6946607	4.9159236
3/27/2010	0.051805	0.011821	0.039984	1.897627	1.825732	0.071895	2.15832615	16.95500565	0.65811867	4.6995106	4.92433643
3/28/2010	0.051652	0.01147	0.040182	1.894829	1.825744	0.069085	2.16164446	16.97398949	0.65914911	4.7039084	4.93275404
3/29/2010	0.051395	0.011151	0.040244	1.8905	1.824306	0.066194	2.1649971	16.99231529	0.66018426	4.7078381	4.94117689
3/30/2010	0.051043	0.010856	0.040187	1.884666	1.821443	0.063224	2.16836429	17.009758	0.66121775	4.7112875	4.94957685
3/31/2010	0.050624	0.010588	0.040036	1.8778	1.817453	0.060348	2.17172742	17.02612877	0.66224432	4.7142591	4.95790768
4/1/2010	0.050166	0.010349	0.039817	1.870453	1.81271	0.057743	2.17507052	17.04129601	0.66325992	4.716783	4.96612501
4/2/2010	0.049682	0.010137	0.039545	1.862747	1.807348	0.055399	2.17838001	17.0551796	0.66426164	4.7189035	4.97420406
4/3/2010	0.049187	0.010589	0.038597	1.853513	1.800204	0.053309	2.18164396	17.0676899	0.66523123	4.7206631	4.98065472
4/4/2010	0.048735	0.010915	0.03782	1.844743	1.793337	0.051407	2.18481946	17.07879829	0.66615623	4.7220979	4.98719358
4/5/2010	0.04831	0.011172	0.037137	1.834971	1.785037	0.049934	2.18786907	17.08851242	0.66704363	4.7232585	4.99359846
4/6/2010	0.048072	0.01156	0.036512	1.826343	1.775629	0.050714	2.19080043	17.09684563	0.66789728	4.7243629	4.99943352
4/7/2010	0.048194	0.012099	0.036095	1.826106	1.772294	0.053811	2.19363379	17.1042099	0.66872394	4.7257819	5.00469732
4/8/2010	0.048533	0.01265	0.035882	1.831016	1.773634	0.057381	2.19639134	17.11129761	0.66953403	4.7277408	5.00975895
4/9/2010	0.048956	0.013114	0.035842	1.838289	1.778067	0.060222	2.19909763	17.11865807	0.67033702	4.730217	5.01490307
4/10/2010	0.049359	0.012594	0.036765	1.845116	1.782708	0.062408	2.2017777	17.12657166	0.67116129	4.7330966	5.02224445
4/11/2010	0.049708	0.012186	0.037522	1.851583	1.787453	0.06413	2.20449996	17.13513756	0.67202652	4.7362885	5.02942514
4/12/2010	0.050054	0.011884	0.03817	1.858737	1.79287	0.065867	2.20732594	17.14442635	0.67292535	4.7397552	5.03660297
4/13/2010	0.050347	0.011643	0.038704	1.865165	1.798068	0.067098	2.21025777	17.15447617	0.67385215	4.7434564	5.04388189
4/14/2010	0.050559	0.011437	0.039122	1.87011	1.802485	0.067625	2.21328163	17.16523361	0.67480111	4.7472939	5.05129147
4/15/2010	0.050664	0.011243	0.03942	1.8729	1.80559	0.06731	2.21637821	17.17656326	0.67576635	4.751142	5.05883932
4/16/2010	0.050672	0.01106	0.039612	1.873838	1.80744	0.066398	2.2195282	17.18828011	0.6767422	4.7548838	5.06648684
4/17/2010	0.050616	0.010893	0.039723	1.873696	1.808428	0.065268	2.22271371	17.20019913	0.67772394	4.7584534	5.07417679
4/18/2010	0.050487	0.010733	0.039754	1.872161	1.808334	0.063827	2.22591949	17.21214104	0.67870766	4.7618089	5.08189869
4/19/2010	0.050269	0.010569	0.0397	1.868813	1.806858	0.061955	2.22913146	17.22390747	0.67968917	4.7648902	5.08964443
4/20/2010	0.049965	0.010399	0.039566	1.863731	1.803992	0.059739	2.23233485	17.23528862	0.68066442	4.7676353	5.09738207
4/21/2010	0.049592	0.010229	0.039363	1.857284	1.799923	0.057361	2.23551726	17.24608421	0.68162972	4.7700043	5.1050725
4/22/2010	0.049213	0.010733	0.03848	1.850141	1.79494	0.055201	2.23866558	17.25613022	0.68256629	4.7720017	5.1111393
4/23/2010	0.048821	0.010455	0.038366	1.842559	1.789479	0.053079	2.24173784	17.26531792	0.68347657	4.7736497	5.11882496
4/24/2010	0.048421	0.010848	0.037573	1.83371	1.782366	0.051344	2.2447269	17.27353287	0.68436295	4.7749834	5.12478018
4/25/2010	0.048126	0.011225	0.036901	1.825601	1.774907	0.050695	2.24763608	17.28071594	0.68521148	4.7761226	5.13059092
4/26/2010	0.047953	0.010888	0.037065	1.822019	1.7714	0.050619	2.25044417	17.28707314	0.68604636	4.7772021	5.13780499
4/27/2010	0.047771	0.010617	0.037154	1.818491	1.767962	0.050529	2.25319624	17.29283714	0.68688661	4.7782674	5.14474058
4/28/2010	0.047594	0.010402	0.037191	1.815254	1.764735	0.050518	2.25594306	17.29808998	0.6877287	4.7793236	5.15153456
4/29/2010	0.047408	0.010226	0.037181	1.811855	1.761449	0.050405	2.25869155	17.30290031	0.68857014	4.7803683	5.15824366
4/30/2010	0.047205	0.010077	0.037128	1.808043	1.757929	0.050114	2.26143837	17.30730057	0.68940866	4.7813792	5.16488886
5/1/2010	0.045213	0.010053	0.035159	1.800372	1.750639	0.049734	2.36200833	15.19398594	0.68724215	4.780056	5.37097502
5/2/2010	0.043486	0.009981	0.033505	1.796041	1.746938	0.049102	2.38152337	13.66876125	0.68562883	4.777997	5.39496088
5/3/2010	0.041918	0.009006	0.032912	1.792818	1.74429	0.048528	2.38333416	12.56792164	0.68429172	4.775373	5.38207912
5/4/2010	0.040421	0.008211	0.03221	1.789197	1.741282	0.047915	2.38152122	11.77330589	0.68317604	4.7723112	5.3640666
5/5/2010	0.038999	0.007559	0.03144	1.785071	1.737841	0.047231	2.37925243	11.19962692	0.68226582	4.7689056	5.34762144
5/6/2010	0.037672	0.007856	0.029816	1.779564	1.733244	0.04632	2.37724328	10.7853241	0.68154329	4.7652149	5.33389807
5/7/2010	0.036552	0.00819	0.028362	1.769408	1.723019	0.046389	2.37563086	10.48596382	0.68098336	4.7613006	5.3228097
5/8/2010	0.035598	0.0084	0.027198	1.762644	1.716598	0.046046	2.37440252	10.26948833	0.68055987	4.7572398	5.31400061
5/9/2010	0.034755	0.008511	0.026244	1.758011	1.712612	0.045399	2.37351084	10.11277199	0.68025023	4.753068	5.307096
5/10/2010	0.033926	0.007744	0.026182	1.752762	1.708219	0.044544	2.37290835	9.999117851	0.68003738	4.7487721	5.30177164
5/11/2010	0.033199	0.008068	0.025131	1.740278	1.69544	0.044838	2.37255573	9.916470528	0.67990756	4.7443695	5.29776287
5/12/2010	0.032748	0.008357	0.024391	1.737874	1.692181	0.045693	2.37241554	9.856145859	0.67984509	4.7399449	5.29484224
5/13/2010	0.032609	0.009115	0.023494	1.709956	1.660085	0.049871	2.37244606	9.811937332	0.67983401	4.7356863	5.29279947
5/14/2010	0.033123	0.009758	0.023365	1.72514	1.670588	0.054553	2.37260699	9.779470444	0.67986256	4.7318692	5.29144955
5/15/2010	0.033596	0.009098	0.024498	1.739293	1.681709	0.057584	2.37287593	9.755689621	0.67992789	4.7286544	5.29066563

Date	Lake TP (mg/L)	Lake DP (mg/L)	Lake OP (mg/L)	Lake TN (mg/L)	Lake DN (mg/L)	Lake ON (mg/L)	Porewater DP (mg/L)	Porewater DN (mg/L)	Sediment P (mg/g)	Sediment N (mg/g)	Sediment P flux (mg/m2/d)
5/16/2010	0.03407	0.008619	0.025451	1.754497	1.694107	0.06039	2.37325621	9.73842144	0.68003571	4.7260056	5.29039431
5/17/2010	0.034527	0.008273	0.026254	1.770014	1.707216	0.062798	2.3737669	9.726068497	0.68019146	4.7238417	5.29063082
5/18/2010	0.03492	0.008009	0.026911	1.784619	1.720123	0.064496	2.37442446	9.71744442	0.6803965	4.7220893	5.29137135
5/19/2010	0.035174	0.007777	0.027397	1.796617	1.731552	0.065065	2.37523556	9.711651802	0.68064934	4.7206435	5.29259825
5/20/2010	0.035281	0.007558	0.027723	1.805878	1.741163	0.064715	2.37619662	9.707984924	0.68094641	4.7193627	5.29427671
5/21/2010	0.035294	0.008565	0.026728	1.808273	1.744425	0.063847	2.37729239	9.705871582	0.68127918	4.7181063	5.29634953
5/22/2010	0.035272	0.009219	0.026053	1.81185	1.749758	0.062092	2.37849045	9.704836845	0.68163347	4.7167521	5.29872513
5/23/2010	0.035084	0.008549	0.026535	1.812411	1.752723	0.059688	2.37975216	9.704481125	0.68199974	4.7151804	5.30130053
5/24/2010	0.034675	0.007946	0.026729	1.809919	1.753082	0.056836	2.38105679	9.704463005	0.6823774	4.7132821	5.3040185
5/25/2010	0.034181	0.007434	0.026747	1.806813	1.752335	0.054478	2.38239932	9.704496384	0.68276697	4.7109947	5.30685806
5/26/2010	0.033669	0.007982	0.025686	1.797955	1.745213	0.052741	2.38377404	9.704360962	0.68316358	4.708333	5.30979919
5/27/2010	0.033298	0.008392	0.024906	1.794134	1.74252	0.051615	2.38516021	9.703920364	0.68355739	4.7053685	5.31278896
5/28/2010	0.032951	0.007764	0.025187	1.791966	1.741233	0.050732	2.38653207	9.703107834	0.68394256	4.7021813	5.31576443
5/29/2010	0.032538	0.007243	0.025295	1.789134	1.739321	0.049813	2.38787889	9.701910019	0.68432105	4.6988268	5.31869745
5/30/2010	0.031992	0.006775	0.025217	1.783891	1.735659	0.048232	2.38920546	9.700328827	0.6846959	4.6953077	5.32159615
5/31/2010	0.031312	0.00634	0.024972	1.776084	1.730009	0.046075	2.39051723	9.698355675	0.68506718	4.6915708	5.32447195
6/1/2010	0.031925	0.006774	0.025151	1.768639	1.715335	0.053305	4.08593369	11.09703255	0.67210603	4.6743965	9.20322323
6/2/2010	0.032456	0.00706	0.025395	1.760473	1.702098	0.058375	4.4253664	12.08890533	0.66591662	4.6580062	9.96045113
6/3/2010	0.032945	0.007235	0.02571	1.754633	1.692646	0.061987	4.47657633	12.79104042	0.66136986	4.6423526	10.0580273
6/4/2010	0.033381	0.006628	0.026754	1.750214	1.685588	0.064626	4.46735525	13.28687096	0.65738118	4.6273346	10.020422
6/5/2010	0.033788	0.006867	0.026921	1.745499	1.678705	0.066794	4.44637585	13.63582516	0.65372092	4.6128454	9.95910358
6/6/2010	0.034342	0.007259	0.027083	1.739002	1.668828	0.070173	4.42406702	13.8802166	0.65033525	4.5988054	9.89746952
6/7/2010	0.034949	0.007564	0.027384	1.738194	1.665094	0.0731	4.40265989	14.05018139	0.64720386	4.5851731	9.84013081
6/8/2010	0.035619	0.007876	0.027743	1.739162	1.663045	0.076117	4.38260365	14.16718769	0.64431167	4.5719213	9.78768826
6/9/2010	0.036334	0.008225	0.028109	1.738851	1.659544	0.079307	4.36394978	14.24653339	0.64164346	4.5590296	9.73990631
6/10/2010	0.037059	0.007605	0.029454	1.742755	1.660642	0.082113	4.34665394	14.2991209	0.63918406	4.5464821	9.69639587
6/11/2010	0.037768	0.008049	0.029719	1.746789	1.662114	0.084675	4.33064413	14.33271408	0.6369186	4.5342607	9.65676022
6/12/2010	0.038393	0.008363	0.030029	1.749009	1.662769	0.08624	4.31583929	14.35283947	0.63483119	4.522337	9.6206255
6/13/2010	0.038937	0.008592	0.030345	1.748945	1.661818	0.087127	4.30214834	14.3634119	0.63290572	4.5106678	9.58762932
6/14/2010	0.039403	0.008789	0.030614	1.744925	1.657227	0.087699	4.28947878	14.36719322	0.63112688	4.4992046	9.55743885
6/15/2010	0.039873	0.008916	0.030957	1.744398	1.656311	0.088087	4.27774	14.36612225	0.6294803	4.487906	9.52974606
6/16/2010	0.040312	0.009047	0.031265	1.742305	1.653753	0.088553	4.26684523	14.36155605	0.62795275	4.4767418	9.50427341
6/17/2010	0.040764	0.008258	0.032507	1.744042	1.654858	0.089184	4.25671577	14.35444927	0.62653273	4.4656954	9.48077774
6/18/2010	0.041244	0.007665	0.03358	1.747966	1.65744	0.090526	4.24728251	14.34547901	0.62521112	4.4547663	9.45905018
6/19/2010	0.041451	0.008413	0.033037	1.725577	1.633378	0.092199	4.23848629	14.33513737	0.62397861	4.4439702	9.4389143
6/20/2010	0.042103	0.007875	0.034229	1.734897	1.640181	0.094716	4.23026609	14.32379532	0.62282556	4.4333344	9.42019749
6/21/2010	0.04271	0.007457	0.035253	1.74413	1.647188	0.096942	4.22256565	14.31174278	0.62174463	4.4228888	9.40274715
6/22/2010	0.043422	0.008289	0.035133	1.755551	1.655601	0.09995	4.21533871	14.29921436	0.62072945	4.4126592	9.38643646
6/23/2010	0.044196	0.007888	0.036309	1.768969	1.665817	0.103152	4.20854092	14.28639984	0.61977339	4.4026723	9.37114716
6/24/2010	0.04488	0.008832	0.036048	1.774519	1.668365	0.106154	4.20213175	14.27345753	0.61887056	4.392951	9.35677624
6/25/2010	0.045714	0.00838	0.037334	1.789591	1.680339	0.109252	4.19607306	14.26051807	0.61801577	4.3835073	9.34322453
6/26/2010	0.046548	0.0095	0.037048	1.796848	1.683403	0.113445	4.19033194	14.24768829	0.61720449	4.3743563	9.33041
6/27/2010	0.047631	0.010446	0.037184	1.814878	1.696823	0.118056	4.18487644	14.23506641	0.61643177	4.3655295	9.31825447
6/28/2010	0.048802	0.011245	0.037557	1.83657	1.714164	0.122407	4.17967367	14.22275162	0.61569297	4.3570585	9.30667877
6/29/2010	0.04988	0.010477	0.039403	1.856766	1.731003	0.125763	4.17470074	14.2108326	0.61498582	4.3489509	9.29562664
6/30/2010	0.050829	0.009869	0.04096	1.875326	1.746981	0.128344	4.16994524	14.19937134	0.61431056	4.3411851	9.28506756
7/1/2010	0.051639	0.009376	0.042263	1.891815	1.761725	0.13009	4.1654067	14.18838978	0.61366785	4.3337193	9.27499866
7/2/2010	0.052303	0.008964	0.043339	1.905846	1.77489	0.130956	4.16108751	14.17787075	0.61305737	4.3265004	9.26542473
7/3/2010	0.052786	0.008592	0.044194	1.916416	1.78575	0.130666	4.15698481	14.16775799	0.6124782	4.3194656	9.25633717
7/4/2010	0.053105	0.008251	0.044854	1.923927	1.794441	0.129486	4.15309	14.15796375	0.61192882	4.3125439	9.24771595
7/5/2010	0.053276	0.007935	0.045341	1.928704	1.801087	0.127617	4.14939404	14.14836788	0.61140728	4.3056631	9.2395401
7/6/2010	0.053311	0.007636	0.045675	1.930946	1.805759	0.125187	4.14588356	14.13883591	0.61091131	4.2987576	9.2317791
7/7/2010	0.053202	0.008458	0.044743	1.928953	1.806908	0.122045	4.14254045	14.12922382	0.61043775	4.2917681	9.22438908
7/8/2010	0.052957	0.009037	0.04392	1.920871	1.802393	0.118478	4.13933992	14.11938477	0.60998172	4.2846403	9.21731567
7/9/2010	0.052734	0.008367	0.044367	1.916758	1.801771	0.114987	4.13625431	14.10917664	0.60953927	4.2773304	9.210495
7/10/2010	0.052391	0.007787	0.044605	1.910914	1.799589	0.111325	4.13326216	14.09847164	0.60910892	4.2698097	9.2038784
7/11/2010	0.051946	0.007279	0.044667	1.903495	1.795947	0.107548	4.1303525	14.08716011	0.60868979	4.2620587	9.1974411
7/12/2010	0.051412	0.007768	0.043644	1.892066	1.788077	0.103989	4.12751579	14.0751524	0.60827988	4.2540655	9.19116402
7/13/2010	0.050963	0.008108	0.042855	1.884097	1.783148	0.100949	4.12473583	14.06237888	0.60787594	4.2458301	9.18500805
7/14/2010	0.050467	0.00746	0.043006	1.875355	1.777489	0.097866	4.12199354	14.04879761	0.60747528	4.2373638	9.17893219
7/15/2010	0.049907	0.006912	0.042996	1.865855	1.771012	0.094842	4.11927462	14.03438759	0.60707718	4.2286773	9.17290401
7/16/2010	0.049318	0.006452	0.042866	1.8562	1.764116	0.092085	4.11657476	14.0191412	0.60668135	4.21978	9.16691399
7/17/2010	0.048724	0.006072	0.042652	1.84681	1.757102	0.089708	4.11388969	14.00306416	0.60628724	4.2106862	9.16095448
7/18/2010	0.048176	0.005776	0.0424	1.838741	1.750687	0.088054	4.11121559	13.98617554	0.60589403	4.2014189	9.15501499
7/19/2010	0.047654	0.005539	0.042115	1.831277	1.744514	0.086763	4.10854626	13.96851254	0.60550094	4.1920104	9.14908409
7/20/2010	0.047183	0.005359	0.041823	1.824938	1.738955	0.085983	4.10587692	13.95012665	0.60510719	4.1824961	9.14315033
7/21/2010	0.046763	0.006032	0.040731	1.818983	1.733559	0.085424	4.10320091	13.93108463	0.60471147	4.1729102	9.13720036
7/22/2010	0.046468	0.005792	0.040676	1.815456	1.729738	0.085718	4.10050964	13.91146374	0.60431218	4.1632881	9.13121223

Date	Lake TP (mg/L)	Lake DP (mg/L)	Lake OP (mg/L)	Lake TN (mg/L)	Lake DN (mg/L)	Lake ON (mg/L)	Porewater DP (mg/L)	Porewater DN (mg/L)	Sediment P (mg/g)	Sediment N (mg/g)	Sediment P flux (mg/m2/d)
7/23/2010	0.046444	0.007016	0.039428	1.806006	1.715713	0.090293	4.09779263	13.89136124	0.60390806	4.1537023	9.12516499
7/24/2010	0.047098	0.009245	0.037854	1.786877	1.682979	0.103898	4.09503841	13.87095547	0.60349673	4.1443515	9.11903191
7/25/2010	0.049212	0.009295	0.039917	1.837278	1.716985	0.120293	4.09223652	13.85058117	0.60307747	4.1355629	9.11278915
7/26/2010	0.051741	0.009589	0.042152	1.896843	1.758591	0.138252	4.08939552	13.83073902	0.60265529	4.1276608	9.10645771
7/27/2010	0.055009	0.010233	0.044777	1.973514	1.812845	0.160669	4.08654976	13.81202316	0.60223776	4.1209188	9.10011578
7/28/2010	0.058518	0.010974	0.047544	2.054516	1.871879	0.182637	4.08374643	13.79506397	0.60183221	4.1155767	9.09387207
7/29/2010	0.061774	0.011594	0.050179	2.127967	1.927901	0.200066	4.08103275	13.78046513	0.60144544	4.1117625	9.0878334
7/30/2010	0.06447	0.011975	0.052495	2.187055	1.976008	0.211048	4.07845068	13.76868534	0.60108286	4.1094108	9.08209515
7/31/2010	0.066672	0.012174	0.054499	2.23436	2.017078	0.217282	4.07603598	13.75994301	0.60074842	4.1082926	9.0767374
8/1/2010	0.068348	0.014624	0.053724	2.267843	2.049353	0.218491	4.07380629	13.75418854	0.60044253	4.1080961	9.07179928
8/2/2010	0.069508	0.013875	0.055633	2.288962	2.073426	0.215536	4.07176256	13.75113106	0.6001631	4.1084795	9.06728172
8/3/2010	0.070233	0.015272	0.054961	2.299652	2.089311	0.210341	4.06989574	13.75030422	0.59990841	4.1091118	9.0631628
8/4/2010	0.070774	0.016142	0.054632	2.306699	2.102366	0.204332	4.06818914	13.75113869	0.59967524	4.1097221	9.05940247
8/5/2010	0.071101	0.016608	0.054493	2.309487	2.111878	0.197609	4.06662178	13.75304794	0.59945959	4.1101155	9.05595303
8/6/2010	0.071187	0.015018	0.056169	2.308794	2.118275	0.190518	4.06517363	13.75548172	0.59925991	4.1101584	9.05276966
8/7/2010	0.071018	0.013691	0.057327	2.30508	2.121759	0.183321	4.06383944	13.75796223	0.5990774	4.1097612	9.04983807
8/8/2010	0.070609	0.012556	0.058053	2.297983	2.122197	0.175786	4.06262493	13.76008701	0.59891337	4.1088657	9.0471735
8/9/2010	0.069641	0.013195	0.056446	2.269416	2.101252	0.168164	4.06153011	13.76152897	0.59876597	4.1074319	9.04477501
8/10/2010	0.069212	0.013575	0.055636	2.262779	2.100226	0.162552	4.06053591	13.76203442	0.59863037	4.1054497	9.04259968
8/11/2010	0.068719	0.012352	0.056366	2.255625	2.098292	0.157333	4.059618	13.76142979	0.59850305	4.102952	9.04059124
8/12/2010	0.068165	0.011364	0.056801	2.248668	2.095811	0.152857	4.05876064	13.75962162	0.59838372	4.0999885	9.03871441
8/13/2010	0.067632	0.010593	0.05704	2.243432	2.093782	0.14965	4.05795956	13.75658417	0.59827274	4.0966153	9.0369606
8/14/2010	0.066712	0.011662	0.05505	2.216754	2.068829	0.147925	4.05721045	13.7523489	0.59816808	4.092906	9.03532028
8/15/2010	0.066432	0.010881	0.05555	2.216885	2.069852	0.147032	4.0564971	13.74699974	0.59806633	4.0889463	9.03375626
8/16/2010	0.06598	0.010189	0.055791	2.213203	2.068501	0.144702	4.05580568	13.74065685	0.59796661	4.0848007	9.03223801
8/17/2010	0.065487	0.009619	0.055869	2.208993	2.066554	0.142439	4.05513096	13.73343658	0.5978694	4.0804896	9.03075409
8/18/2010	0.065016	0.010521	0.054495	2.2045	2.064049	0.140451	4.05447054	13.72543144	0.59777361	4.0760164	9.02929878
8/19/2010	0.064553	0.009849	0.054704	2.199784	2.061327	0.138457	4.05381584	13.71671295	0.59767717	4.0713887	9.02785397
8/20/2010	0.064096	0.009316	0.054781	2.195661	2.05874	0.136921	4.05315733	13.70733929	0.59757948	4.0666165	9.02639771
8/21/2010	0.063455	0.010143	0.053312	2.183682	2.049288	0.134395	4.05249023	13.69735813	0.59747988	4.0617061	9.02492046
8/22/2010	0.062871	0.009439	0.053433	2.175327	2.043919	0.131408	4.05180645	13.68679905	0.59737659	4.056644	9.02340317
8/23/2010	0.062162	0.008813	0.053349	2.164483	2.036795	0.127688	4.05109882	13.67566967	0.59726906	4.0514002	9.02183056
8/24/2010	0.061361	0.008258	0.053103	2.151946	2.028316	0.123629	4.05036402	13.66394424	0.59715772	4.0459385	9.02019501
8/25/2010	0.060455	0.007748	0.052706	2.137232	2.018174	0.119058	4.04960394	13.65157986	0.59704238	4.0402222	9.01850128
8/26/2010	0.059476	0.007285	0.052191	2.121133	2.006791	0.114342	4.04881477	13.63851738	0.5969224	4.0342178	9.0167408
8/27/2010	0.058449	0.006866	0.051582	2.10411	1.994435	0.109675	4.04799223	13.6246891	0.59679693	4.0279002	9.01490498
8/28/2010	0.057385	0.006487	0.050898	2.086393	1.981259	0.105134	4.04713106	13.61003304	0.59666485	4.021256	9.01298141
8/29/2010	0.056311	0.006149	0.050162	2.068498	1.967593	0.100905	4.04622364	13.59449673	0.59652507	4.0142837	9.01095295
8/30/2010	0.055231	0.005846	0.049385	2.050411	1.953472	0.096939	4.04526329	13.5780468	0.59637642	4.0069909	9.00880527
8/31/2010	0.054141	0.005568	0.048574	2.032002	1.938855	0.093147	4.04424095	13.56066513	0.59621781	3.9993916	9.00651741
9/1/2010	0.053027	0.006155	0.046872	2.008725	1.918653	0.090072	4.04314756	13.54235363	0.59604746	3.9915054	9.00406837
9/2/2010	0.052115	0.006583	0.045532	1.992413	1.904729	0.087683	4.04197073	13.52313042	0.59586281	3.9833639	9.00143147
9/3/2010	0.050998	0.00698	0.044018	1.961288	1.876028	0.08526	4.04069328	13.50303841	0.5956614	3.975003	8.99856758
9/4/2010	0.050173	0.006437	0.043736	1.946002	1.862879	0.083123	4.03930235	13.482131	0.595442	3.9664514	8.99544716
9/5/2010	0.049386	0.006002	0.043384	1.931787	1.850284	0.081502	4.03779364	13.46046734	0.59520537	3.9577348	8.99206257
9/6/2010	0.048646	0.006385	0.042261	1.918031	1.83782	0.080211	4.03617001	13.43811321	0.59495234	3.9488823	8.98841858
9/7/2010	0.047924	0.005943	0.041981	1.904378	1.825531	0.078847	4.03443527	13.41513538	0.59468305	3.9399204	8.98452568
9/8/2010	0.047189	0.005568	0.041621	1.890477	1.813076	0.0774	4.03259182	13.3915987	0.59439826	3.9308653	8.9803896
9/9/2010	0.046501	0.005273	0.041228	1.877661	1.801265	0.076396	4.03064585	13.36756229	0.59409916	3.9217279	8.97602558
9/10/2010	0.04585	0.005037	0.040814	1.865549	1.789914	0.075636	4.02860355	13.34307766	0.59378666	3.912524	8.97144604
9/11/2010	0.045195	0.005523	0.039672	1.851913	1.77725	0.074663	4.02646971	13.31819534	0.59346086	3.9032683	8.96666241
9/12/2010	0.044557	0.005859	0.038698	1.838074	1.764709	0.073366	4.02424288	13.29295826	0.59312093	3.8939655	8.96167278
9/13/2010	0.043929	0.005447	0.038482	1.824546	1.752555	0.071991	4.0219202	13.26739597	0.5927664	3.8846102	8.95646954
9/14/2010	0.043301	0.005106	0.038195	1.811188	1.740478	0.07071	4.01950073	13.2415266	0.59239817	3.875196	8.9510498
9/15/2010	0.042676	0.004821	0.037856	1.79797	1.728468	0.069502	4.01699114	13.21536255	0.59201735	3.865721	8.94543076
9/16/2010	0.042095	0.004597	0.037498	1.785762	1.717079	0.068683	4.01439714	13.18891144	0.59162486	3.8561895	8.93962288
9/17/2010	0.041462	0.005066	0.036396	1.767999	1.700225	0.067775	4.01172304	13.16218376	0.59122074	3.8466105	8.93363857
9/18/2010	0.040923	0.005405	0.035518	1.753969	1.687032	0.066937	4.00896692	13.13519478	0.59080416	3.8369915	8.92747211
9/19/2010	0.040436	0.005671	0.034765	1.740695	1.674467	0.066228	4.00612497	13.10796165	0.59037417	3.8273387	8.92111397
9/20/2010	0.040016	0.005873	0.034143	1.729705	1.664022	0.065683	4.00319242	13.08050442	0.58993047	3.8176596	8.91455364
9/21/2010	0.039626	0.005427	0.034199	1.719449	1.654142	0.065306	4.0001688	13.05284023	0.58947366	3.8079641	8.90779114
9/22/2010	0.03923	0.005729	0.033501	1.705897	1.640717	0.065181	3.99705863	13.02499199	0.58900481	3.798264	8.90083599
9/23/2010	0.038914	0.005951	0.032963	1.695929	1.630825	0.065104	3.99386668	12.99698925	0.58852428	3.7885725	8.89369869
9/24/2010	0.038534	0.006066	0.032469	1.683522	1.619216	0.064306	3.9905951	12.96885777	0.58803213	3.7788939	8.88638496
9/25/2010	0.038183	0.005554	0.032629	1.673339	1.60973	0.063609	3.98724627	12.9406147	0.58752906	3.7692194	8.87889957
9/26/2010	0.037866	0.005155	0.032712	1.664482	1.60111	0.063372	3.98382664	12.91226864	0.5870167	3.7595437	8.87125683
9/27/2010	0.037536	0.004827	0.03271	1.655601	1.592544	0.063057	3.98034716	12.88382435	0.58649677	3.7498717	8.86348248
9/28/2010	0.037179	0.004548	0.03263	1.646272	1.583745	0.062527	3.97681689	12.85529137	0.58597052	3.740207	8.85559654

Date	Lake TP (mg/L)	Lake DP (mg/L)	Lake OP (mg/L)	Lake TN (mg/L)	Lake DN (mg/L)	Lake ON (mg/L)	Porewater DP (mg/L)	Porewater DN (mg/L)	Sediment P (mg/g)	Sediment N (mg/g)	Sediment P flux (mg/m2/d)
9/29/2010	0.036795	0.004309	0.032486	1.636471	1.57467	0.061801	3.97324419	12.82667446	0.58543873	3.7305453	8.8476181
9/30/2010	0.036388	0.0041	0.032288	1.626244	1.565322	0.060922	3.96963406	12.79797363	0.58490193	3.7208779	8.8395586
10/1/2010	0.123023	0.035918	0.087105	2.060687	2.000227	0.06046	2.85795999	13.14674091	0.59152997	3.7185843	6.4740963
10/2/2010	0.121131	0.031226	0.089905	2.03677	1.977084	0.059686	2.53846598	13.46376801	0.59447181	3.7163727	5.75190306
10/3/2010	0.11909	0.026956	0.092134	2.01433	1.9554	0.05893	2.44893026	13.73689175	0.5961898	3.7142167	5.55629396
10/4/2010	0.116954	0.023457	0.093497	1.991956	1.934002	0.057954	2.42625403	13.97190094	0.59757626	3.7120924	5.51230001
10/5/2010	0.114785	0.020608	0.094177	1.97018	1.913164	0.057016	2.42309141	14.17378998	0.59887606	3.7099793	5.51157904
10/6/2010	0.112615	0.018294	0.094321	1.949006	1.892876	0.05613	2.42565823	14.34690475	0.60015094	3.7078691	5.52277613
10/7/2010	0.110465	0.016417	0.094048	1.928482	1.873158	0.055325	2.429914	14.49502563	0.60141152	3.7057574	5.53684711
10/8/2010	0.10835	0.014894	0.093456	1.908613	1.854007	0.054606	2.43465209	14.62143898	0.60265535	3.7036419	5.55120993
10/9/2010	0.10628	0.013658	0.092622	1.889264	1.83534	0.053924	2.43949676	14.72900105	0.6038776	3.7015204	5.5651598
10/10/2010	0.104264	0.012656	0.091608	1.870496	1.817187	0.053309	2.44431901	14.82019234	0.60507381	3.6993904	5.57852173
10/11/2010	0.10231	0.011846	0.090464	1.852465	1.799638	0.052827	2.44906616	14.8971777	0.60624045	3.6972542	5.59126949
10/12/2010	0.100412	0.011183	0.089228	1.834508	1.782296	0.052212	2.45371199	14.96182728	0.60737503	3.695107	5.60344791
10/13/2010	0.098596	0.01066	0.087936	1.817924	1.765931	0.051994	2.4582417	15.0157814	0.6084758	3.692955	5.61504078
10/14/2010	0.096818	0.010214	0.086604	1.800404	1.74916	0.051243	2.46264458	15.06044769	0.60954177	3.6907892	5.62616396
10/15/2010	0.095062	0.009819	0.085243	1.781234	1.731495	0.049739	2.46691298	15.09696388	0.61057216	3.6885543	5.63686371
10/16/2010	0.093373	0.009499	0.083874	1.762779	1.714313	0.048466	2.47104263	15.12633324	0.6115666	3.6862261	5.64707041
10/17/2010	0.091749	0.00924	0.082509	1.744887	1.697537	0.04735	2.47503281	15.14947319	0.61252517	3.6838186	5.65681839
10/18/2010	0.090202	0.009039	0.081164	1.728068	1.681491	0.046576	2.47888255	15.16719723	0.61344826	3.6813498	5.66611242
10/19/2010	0.088732	0.008885	0.079847	1.712301	1.666191	0.046111	2.48259354	15.18023777	0.61433655	3.6788445	5.67497921
10/20/2010	0.08736	0.008785	0.078575	1.698534	1.652247	0.046287	2.48616838	15.18926907	0.61519104	3.6763396	5.68340778
10/21/2010	0.086048	0.008705	0.077343	1.685022	1.638625	0.046397	2.48960972	15.19487953	0.61601293	3.6738572	5.69148731
10/22/2010	0.084809	0.008651	0.076159	1.672477	1.625759	0.046718	2.49292207	15.19756222	0.61680329	3.671402	5.69921064
10/23/2010	0.083619	0.008603	0.075017	1.659879	1.613022	0.046857	2.49610853	15.19774437	0.61756337	3.6689739	5.70663071
10/24/2010	0.082139	0.00902	0.07312	1.640946	1.592902	0.048044	2.49917054	15.19551277	0.61828429	3.6666071	5.71269846
10/25/2010	0.080909	0.009431	0.071479	1.627124	1.577129	0.049995	2.50208735	15.19112396	0.61895996	3.6643741	5.71844816
10/26/2010	0.079837	0.009855	0.069982	1.616489	1.563783	0.052706	2.50484014	15.18518162	0.61959565	3.6623356	5.72378874
10/27/2010	0.079241	0.01028	0.068961	1.616587	1.560296	0.056291	2.50744176	15.17844391	0.62019926	3.6605568	5.72878265
10/28/2010	0.078701	0.010119	0.068582	1.616854	1.557379	0.059475	2.50991273	15.17152119	0.62078476	3.6590557	5.73482084
10/29/2010	0.078224	0.010013	0.068211	1.618266	1.555551	0.062715	2.51229095	15.1646347	0.62136012	3.6578174	5.74051952
10/30/2010	0.077764	0.009926	0.067838	1.619012	1.553646	0.065366	2.51461458	15.15794277	0.62192523	3.6568196	5.74605083
10/31/2010	0.077316	0.009851	0.067465	1.619031	1.551565	0.067466	2.51689339	15.15152264	0.62248003	3.6560154	5.75145006
11/1/2010	0.076764	0.009691	0.067074	1.617371	1.548619	0.068752	2.189116	14.92442799	0.62507975	3.6567249	4.99985838
11/2/2010	0.076088	0.009439	0.066649	1.614237	1.544848	0.069389	2.09517026	14.72641468	0.62636298	3.6574342	4.78491354
11/3/2010	0.075364	0.009184	0.06618	1.609563	1.540155	0.069408	2.06945252	14.55369663	0.62725294	3.6581016	4.7264986
11/4/2010	0.074648	0.008964	0.065684	1.604526	1.535251	0.069275	2.063622	14.40297699	0.62801844	3.658704	4.71362829
11/5/2010	0.073951	0.008781	0.065171	1.599375	1.530286	0.069089	2.0635674	14.27140808	0.62873775	3.6592412	4.71392202
11/6/2010	0.073263	0.008622	0.064641	1.593604	1.524932	0.068673	2.0651679	14.15649796	0.62943345	3.6597083	4.71795797
11/7/2010	0.072583	0.008483	0.0641	1.587268	1.519206	0.068062	2.0672195	14.05605698	0.63011193	3.6600935	4.72298336
11/8/2010	0.071928	0.008369	0.063559	1.580991	1.513499	0.067492	2.06937027	13.96818924	0.63077503	3.6603961	4.7281785
11/9/2010	0.071292	0.008273	0.063019	1.57456	1.50768	0.06688	2.07151699	13.89124966	0.63142341	3.6606202	4.733325
11/10/2010	0.070676	0.008192	0.062485	1.568095	1.501823	0.066272	2.07363009	13.82380295	0.63205737	3.6607683	4.73835897
11/11/2010	0.070072	0.008541	0.061531	1.561112	1.495479	0.065633	2.07570505	13.76458549	0.63267171	3.6608424	4.7423172
11/12/2010	0.069495	0.00882	0.060675	1.553947	1.488926	0.065022	2.07772803	13.71248817	0.63326263	3.6608458	4.74631739
11/13/2010	0.06897	0.009039	0.05993	1.547343	1.482898	0.064445	2.0796814	13.66658306	0.63383281	3.6607833	4.75029659
11/14/2010	0.068429	0.009172	0.059256	1.539335	1.475897	0.063439	2.08156538	13.62603092	0.63438463	3.6606412	4.75431299
11/15/2010	0.067922	0.009277	0.058645	1.531711	1.469161	0.06255	2.08338547	13.59008598	0.6349197	3.6604087	4.75824881
11/16/2010	0.067453	0.009382	0.05807	1.524771	1.462763	0.062008	2.08514857	13.55814552	0.63543928	3.6601067	4.76205206
11/17/2010	0.067017	0.00907	0.057946	1.518457	1.456912	0.061545	2.08685565	13.52970505	0.63594949	3.6597538	4.76668358
11/18/2010	0.066584	0.008815	0.057769	1.512101	1.45104	0.061061	2.08852077	13.50431252	0.63645524	3.659354	4.77109051
11/19/2010	0.066149	0.008601	0.057548	1.50549	1.445006	0.060484	2.09016442	13.48155308	0.6369552	3.6589036	4.77535152
11/20/2010	0.065717	0.008423	0.057294	1.498752	1.438885	0.059866	2.09178877	13.46105671	0.63744837	3.6583982	4.77948618
11/21/2010	0.065306	0.008282	0.057024	1.492438	1.433037	0.0594	2.09339333	13.44251919	0.63793421	3.6578431	4.78349113
11/22/2010	0.064916	0.008172	0.056744	1.486573	1.427491	0.059082	2.09497595	13.42569065	0.63841242	3.6572514	4.78737497
11/23/2010	0.064538	0.008465	0.056073	1.480586	1.421807	0.058779	2.09653974	13.41034603	0.63887799	3.6566303	4.79028988
11/24/2010	0.064203	0.008326	0.055876	1.475454	1.416784	0.05867	2.09806943	13.39630318	0.63933206	3.6559889	4.79411697
11/25/2010	0.063886	0.008627	0.055259	1.470572	1.411759	0.058813	2.09956336	13.38341331	0.63977534	3.6553459	4.79685307
11/26/2010	0.063579	0.008455	0.055125	1.465382	1.406796	0.058586	2.10102201	13.37153149	0.64020866	3.6546969	4.80059576
11/27/2010	0.063263	0.008306	0.054957	1.459759	1.401571	0.058188	2.10244274	13.36051273	0.64063764	3.6540203	4.8041954
11/28/2010	0.062965	0.00819	0.054775	1.454562	1.396635	0.057927	2.10384226	13.35023594	0.6410616	3.6533151	4.8076725
11/29/2010	0.062689	0.008102	0.054587	1.449929	1.392092	0.057837	2.10522509	13.34062195	0.64148027	3.6525939	4.8110466
11/30/2010	0.06236	0.008456	0.053903	1.443498	1.38548	0.058018	2.10659552	13.33152103	0.64188737	3.651875	4.81337881
12/1/2010	0.060054	0.008316	0.051738	1.430981	1.381101	0.049879	2.1094358	13.32376194	0.64358997	3.6552103	4.82021523
12/2/2010	0.057938	0.008206	0.049733	1.420938	1.376882	0.044055	2.11405754	13.31789398	0.64517421	3.6574006	4.83107233
12/3/2010	0.055981	0.008111	0.04787	1.412165	1.37245	0.039716	2.11896205	13.313241	0.64665627	3.6587582	4.84254074
12/4/2010	0.054184	0.008036	0.046149	1.404687	1.368105	0.036583	2.12372923	13.30932617	0.6480459	3.6595039	4.85364962
12/5/2010	0.052546	0.008349	0.044197	1.398028	1.363707	0.034321	2.1282506	13.30582809	0.64934158	3.6598086	4.86330366

Date	Lake TP (mg/L)	Lake DP (mg/L)	Lake OP (mg/L)	Lake TN (mg/L)	Lake DN (mg/L)	Lake ON (mg/L)	Porewater DP (mg/L)	Porewater DN (mg/L)	Sediment P (mg/g)	Sediment N (mg/g)	Sediment P flux (mg/m2/d)
12/6/2010	0.050986	0.008201	0.042786	1.390116	1.358121	0.031995	2.1324904	13.30247211	0.65055162	3.6597388	4.87337017
12/7/2010	0.049503	0.008062	0.041441	1.381631	1.351756	0.029875	2.1364553	13.29900742	0.65169138	3.6593072	4.88278341
12/8/2010	0.048084	0.00793	0.040154	1.372419	1.344552	0.027867	2.14017987	13.29523754	0.6527639	3.6585407	4.89163208
12/9/2010	0.046815	0.007841	0.038975	1.365074	1.338291	0.026783	2.14368415	13.29107761	0.65377343	3.6575239	4.89987659
12/10/2010	0.045709	0.008141	0.037567	1.359282	1.33267	0.026612	2.14698505	13.28655815	0.65471697	3.6564064	4.90675926
12/11/2010	0.044775	0.008064	0.036711	1.355955	1.328995	0.02696	2.15008283	13.28179836	0.65560281	3.6553049	4.91404343
12/12/2010	0.043904	0.008413	0.035491	1.350644	1.323071	0.027573	2.15299392	13.2768383	0.65643573	3.6542828	4.91992044
12/13/2010	0.043147	0.008645	0.034502	1.346901	1.319314	0.027587	2.1557312	13.27173042	0.65721244	3.6533124	4.92566919
12/14/2010	0.042357	0.008432	0.033925	1.340589	1.313917	0.026672	2.15829206	13.2665081	0.65794921	3.6522698	4.93203115
12/15/2010	0.04159	0.008249	0.033341	1.333836	1.308093	0.025743	2.16070914	13.26106262	0.65865612	3.6510785	4.93799686
12/16/2010	0.040915	0.008117	0.032798	1.328624	1.303188	0.025436	2.16301751	13.25538731	0.65933394	3.6497881	4.94359446
12/17/2010	0.040362	0.008383	0.031979	1.325137	1.299372	0.025765	2.16523075	13.24956131	0.65997672	3.6485012	4.94806242
12/18/2010	0.039927	0.008277	0.031651	1.323538	1.297006	0.026532	2.16734195	13.24371529	0.66058999	3.6473048	4.95314932
12/19/2010	0.039565	0.008208	0.031357	1.322914	1.295472	0.027442	2.16936159	13.23798466	0.66118705	3.6462457	4.95794106
12/20/2010	0.03925	0.008161	0.031089	1.322639	1.294364	0.028275	2.17131972	13.23246002	0.66176927	3.645329	4.96254063
12/21/2010	0.038992	0.008571	0.03042	1.321457	1.292138	0.029319	2.17322636	13.22715473	0.66232723	3.6445653	4.9659729
12/22/2010	0.038816	0.008482	0.030335	1.322436	1.292276	0.03016	2.17506623	13.22215176	0.66286564	3.6439548	4.97040033
12/23/2010	0.038651	0.00841	0.030241	1.323171	1.292408	0.030762	2.17684579	13.21755695	0.66339898	3.6434612	4.97464752
12/24/2010	0.038474	0.008344	0.03013	1.323164	1.292149	0.031015	2.17859507	13.21334362	0.66392648	3.6430371	4.97881079
12/25/2010	0.038282	0.008704	0.029578	1.320943	1.289852	0.03109	2.18031907	13.20939732	0.66443652	3.6426392	4.98193979
12/26/2010	0.038117	0.008568	0.029548	1.319786	1.288893	0.030892	2.18199658	13.20566273	0.66493136	3.642231	4.98609972
12/27/2010	0.037936	0.008451	0.029485	1.318146	1.287575	0.030571	2.18362737	13.20213604	0.66542327	3.6417806	4.99010992
12/28/2010	0.037742	0.008349	0.029393	1.316068	1.285906	0.030162	2.18523645	13.19874382	0.6659106	3.6412709	4.99403572
12/29/2010	0.037537	0.008259	0.029278	1.313586	1.283898	0.029688	2.18682742	13.1954155	0.66639203	3.6406898	4.99789238
12/30/2010	0.037355	0.008191	0.029165	1.311576	1.282138	0.029438	2.18839955	13.19211006	0.66686702	3.6400504	5.00165558
12/31/2010	0.037222	0.008544	0.028678	1.309752	1.280187	0.029565	2.18995166	13.18881321	0.66732621	3.6394017	5.00440645
1/1/2011	0.037222	0.008474	0.028748	1.31145	1.28097	0.030479	2.19146729	13.1856308	0.66777444	3.6388381	5.00804424
1/2/2011	0.037206	0.008413	0.028793	1.312524	1.281496	0.031027	2.19295144	13.18268204	0.66822505	3.6383936	5.01158857
1/3/2011	0.037351	0.008426	0.028925	1.31778	1.284982	0.032798	2.19443536	13.18010044	0.66867942	3.6381376	5.0149622
1/4/2011	0.037569	0.008469	0.0291	1.324623	1.289861	0.034762	2.19593406	13.17810154	0.66914088	3.6381843	5.01830196
1/5/2011	0.03778	0.008508	0.029272	1.330974	1.294737	0.036237	2.19745541	13.17678833	0.66961032	3.6385095	5.02170324
1/6/2011	0.03791	0.008515	0.029395	1.335009	1.298267	0.036741	2.1989994	13.17612076	0.67008644	3.6389942	5.02522945
1/7/2011	0.038026	0.00852	0.029506	1.338676	1.30161	0.037067	2.20056295	13.17601013	0.67056769	3.6395447	5.02880526
1/8/2011	0.038071	0.008501	0.02957	1.340521	1.303738	0.036783	2.20214176	13.17635155	0.67105258	3.6400971	5.03246975
1/9/2011	0.038028	0.008455	0.029573	1.34014	1.304272	0.035868	2.20372915	13.17696381	0.67153835	3.6405509	5.03621769
1/10/2011	0.037943	0.008402	0.029541	1.33888	1.304025	0.034855	2.2053175	13.17767239	0.67202264	3.640847	5.03998232
1/11/2011	0.037821	0.008344	0.029477	1.336792	1.30302	0.033772	2.20690036	13.17833805	0.67250377	3.6409726	5.04374695
1/12/2011	0.037672	0.008673	0.028999	1.333484	1.300828	0.032657	2.2084713	13.17881966	0.67297053	3.6409197	5.04659557
1/13/2011	0.037508	0.008533	0.028975	1.329862	1.298383	0.031479	2.21000481	13.17901039	0.67342412	3.6406808	5.05043507
1/14/2011	0.037307	0.008404	0.028902	1.325516	1.29524	0.030276	2.21149707	13.17883015	0.67387474	3.6402495	5.05415392
1/15/2011	0.037071	0.008284	0.028787	1.320468	1.291416	0.029053	2.21296787	13.17819309	0.67431992	3.6396222	5.05780363
1/16/2011	0.036838	0.008509	0.02833	1.315245	1.287247	0.027997	2.21441746	13.17703629	0.67475009	3.6388116	5.06061459
1/17/2011	0.03662	0.008675	0.027945	1.309866	1.282807	0.027059	2.2158258	13.17533016	0.67515856	3.6378407	5.06346416
1/18/2011	0.036377	0.008821	0.027556	1.301545	1.2752	0.026344	2.21717191	13.17295742	0.67554718	3.6367378	5.06621647
1/19/2011	0.036165	0.008593	0.027572	1.295881	1.270373	0.025508	2.21845555	13.16993332	0.67592603	3.6355112	5.06968403
1/20/2011	0.035934	0.008401	0.027533	1.29001	1.265284	0.024726	2.21969986	13.16637611	0.67630392	3.6341555	5.07297993
1/21/2011	0.035688	0.008237	0.027451	1.283923	1.259939	0.023983	2.22092843	13.16228199	0.67667818	3.6326785	5.07617426
1/22/2011	0.035461	0.008393	0.027067	1.27795	1.254488	0.023462	2.22214293	13.15765762	0.6770401	3.6311014	5.07860231
1/23/2011	0.035255	0.008232	0.027023	1.272499	1.249426	0.023074	2.22332573	13.15254211	0.67739081	3.6294532	5.08168554
1/24/2011	0.035084	0.008409	0.026675	1.267461	1.244463	0.022998	2.22447515	13.14699459	0.67773122	3.6277699	5.08391714
1/25/2011	0.034955	0.008262	0.026693	1.263554	1.240452	0.023102	2.22559309	13.14109993	0.67806298	3.6260917	5.0868187
1/26/2011	0.034828	0.008143	0.026685	1.259722	1.236546	0.023176	2.22668409	13.13494587	0.67839456	3.6244304	5.08959341
1/27/2011	0.034682	0.008039	0.026642	1.255395	1.232346	0.023049	2.22776556	13.12856102	0.67872435	3.6227672	5.09231281
1/28/2011	0.034545	0.008258	0.026287	1.250534	1.227537	0.022997	2.22883892	13.12194061	0.67904359	3.6210918	5.094275
1/29/2011	0.034453	0.008141	0.026312	1.247071	1.22397	0.023101	2.22988701	13.11513519	0.67935413	3.6194229	5.09694576
1/30/2011	0.034361	0.008047	0.026314	1.243671	1.220496	0.023175	2.23091006	13.10822105	0.67966497	3.6177707	5.09950829
1/31/2011	0.034249	0.007964	0.026286	1.239761	1.216712	0.023048	2.23192549	13.10120773	0.67997468	3.6161163	5.10203028
2/1/2011	0.034105	0.008161	0.025944	1.234488	1.211873	0.022615	2.23293352	13.09404945	0.68027461	3.6144185	5.10388994
2/2/2011	0.033913	0.008016	0.025897	1.228047	1.206305	0.021742	2.23391485	13.08666897	0.6805644	3.6126168	5.10647297
2/3/2011	0.03375	0.007907	0.025843	1.222575	1.201281	0.021294	2.23486567	13.07904243	0.68085128	3.6107101	5.10890484
2/4/2011	0.033615	0.007827	0.025788	1.217939	1.196787	0.021153	2.2358017	13.07120609	0.681135	3.6087584	5.11123562
2/5/2011	0.033508	0.007771	0.025738	1.214043	1.192811	0.021232	2.23672771	13.0632143	0.68141568	3.6068041	5.11348963
2/6/2011	0.033429	0.007733	0.025696	1.210811	1.189341	0.02147	2.23764515	13.05512905	0.68169361	3.6048782	5.11567974
2/7/2011	0.03334	0.007976	0.025364	1.206745	1.185268	0.021477	2.23855281	13.04697037	0.68196177	3.6029747	5.11720514
2/8/2011	0.033253	0.008158	0.025095	1.202141	1.180837	0.021304	2.239434	13.03871632	0.6822145	3.6010599	5.1188097
2/9/2011	0.033157	0.008025	0.025132	1.19743	1.176451	0.020979	2.24027348	13.03035545	0.6824612	3.5991073	5.12104034
2/10/2011	0.03306	0.007917	0.025142	1.192919	1.172174	0.020745	2.24108744	13.02189064	0.6827088	3.5971117	5.12315464
2/11/2011	0.032986	0.007838	0.025148	1.189172	1.168414	0.020757	2.24189615	13.01334381	0.68295646	3.5951006	5.12519121

Date	Lake TP (mg/L)	Lake DP (mg/L)	Lake OP (mg/L)	Lake TN (mg/L)	Lake DN (mg/L)	Lake ON (mg/L)	Porewater DP (mg/L)	Porewater DN (mg/L)	Sediment P (mg/g)	Sediment N (mg/g)	Sediment P flux (mg/m2/d)
2/12/2011	0.032945	0.008061	0.024884	1.186053	1.165102	0.020951	2.24270344	13.0047617	0.6831972	3.5931089	5.12653255
2/13/2011	0.032958	0.00798	0.024978	1.184198	1.16275	0.021449	2.24349737	12.99621487	0.68343341	3.5911756	5.12853909
2/14/2011	0.033009	0.007931	0.025078	1.183445	1.161277	0.022168	2.24428034	12.9878006	0.68367422	3.5893435	5.13044739
2/15/2011	0.033124	0.007918	0.025206	1.184418	1.161154	0.023264	2.24507308	12.97963715	0.68392032	3.587661	5.13229656
2/16/2011	0.033235	0.00791	0.025325	1.185258	1.161153	0.024105	2.24588275	12.97181129	0.68417227	3.5861373	5.13417196
2/17/2011	0.033425	0.007937	0.025488	1.18822	1.16279	0.02543	2.24671268	12.9644165	0.6844309	3.5847909	5.13601542
2/18/2011	0.033958	0.00809	0.025868	1.2003	1.171006	0.029294	2.24757576	12.9578228	0.68470275	3.5838671	5.13764334
2/19/2011	0.034624	0.008277	0.026347	1.215526	1.182091	0.033435	2.24849224	12.9525013	0.68499577	3.5835931	5.13931751
2/20/2011	0.035335	0.008462	0.026873	1.231645	1.194503	0.037142	2.2494781	12.94871998	0.68531352	3.5839553	5.14115524
2/21/2011	0.036336	0.009568	0.026768	1.250918	1.207785	0.043133	2.25054765	12.94667053	0.68564129	3.5851023	5.14106989
2/22/2011	0.03747	0.010468	0.027002	1.275513	1.227632	0.047881	2.25167489	12.94675922	0.68597198	3.5871172	5.14159203
2/23/2011	0.038555	0.010403	0.028152	1.298833	1.247412	0.051421	2.25283337	12.94928169	0.68633729	3.5897996	5.14439869
2/24/2011	0.039614	0.011195	0.028419	1.321545	1.267166	0.054379	2.25407887	12.95418262	0.68673766	3.5930033	5.14543962
2/25/2011	0.0406	0.011007	0.029593	1.342877	1.286403	0.056474	2.25542855	12.9613409	0.68717355	3.5966101	5.14896822
2/26/2011	0.04151	0.011682	0.029829	1.362667	1.304683	0.057984	2.25688672	12.9705658	0.68764406	3.6005023	5.15076447
2/27/2011	0.042363	0.012209	0.030153	1.380814	1.321914	0.0589	2.25845075	12.98162556	0.68812776	3.6045842	5.1531415
2/28/2011	0.043127	0.01261	0.030517	1.396515	1.337249	0.059266	2.26007366	12.99424362	0.68862802	3.608763	5.15594578
3/1/2011	0.043809	0.012119	0.031691	1.411772	1.352453	0.059319	2.26175141	13.00817394	0.68916625	3.6129687	5.16092205
3/2/2011	0.044467	0.011751	0.032716	1.428399	1.368417	0.059982	2.2635324	13.02328873	0.68975872	3.6172261	5.16585016
3/3/2011	0.045005	0.011445	0.03356	1.443306	1.383148	0.060158	2.26546383	13.03944588	0.69039673	3.6215453	5.17098379
3/4/2011	0.045266	0.011834	0.033432	1.450888	1.392538	0.05835	2.26753044	13.05625916	0.69105124	3.625726	5.17483187
3/5/2011	0.045581	0.012284	0.033297	1.457658	1.399312	0.058347	2.26966619	13.07329464	0.6916979	3.6297541	5.17869997
3/6/2011	0.045978	0.011847	0.034131	1.469792	1.411473	0.058318	2.27181244	13.09059143	0.69236124	3.6337745	5.18462658
3/7/2011	0.046252	0.011475	0.034777	1.479938	1.422144	0.057794	2.27400208	13.10824013	0.6930607	3.6377451	5.19050264
3/8/2011	0.046447	0.011167	0.035281	1.489051	1.431891	0.05716	2.27628112	13.12607861	0.69378763	3.6416168	5.19643927
3/9/2011	0.046602	0.011694	0.034908	1.495767	1.438797	0.056969	2.27864289	13.14391041	0.69451642	3.6454172	5.20064735
3/10/2011	0.046885	0.012152	0.034733	1.506309	1.448997	0.057312	2.28103352	13.1617384	0.69523025	3.649226	5.20508146
3/11/2011	0.047141	0.01174	0.035401	1.516495	1.459052	0.057444	2.28340554	13.17968559	0.69595563	3.6530688	5.21146679
3/12/2011	0.047343	0.01141	0.035934	1.526171	1.468669	0.057502	2.28579903	13.19772625	0.69671011	3.6569228	5.21771669
3/13/2011	0.047486	0.011138	0.036348	1.534957	1.477587	0.05737	2.28826165	13.21580696	0.697487	3.6607666	5.22399044
3/14/2011	0.047592	0.010918	0.036674	1.543301	1.486078	0.057224	2.29079318	13.23387432	0.69828099	3.6645834	5.23030186
3/15/2011	0.047665	0.010739	0.036926	1.551121	1.494089	0.057033	2.29338241	13.25188637	0.69908804	3.6683688	5.23665237
3/16/2011	0.047699	0.010588	0.037111	1.558139	1.501434	0.056705	2.29601645	13.2697897	0.69990468	3.6721079	5.24304152
3/17/2011	0.047717	0.010466	0.037251	1.564886	1.508449	0.056437	2.2986846	13.28754234	0.70072806	3.6757946	5.24944162
3/18/2011	0.047743	0.010376	0.037366	1.571873	1.515487	0.056386	2.30137753	13.30513477	0.7015565	3.6794515	5.25582647
3/19/2011	0.04777	0.010309	0.037461	1.57888	1.522443	0.056437	2.30409002	13.32257652	0.70238888	3.6831045	5.26220369
3/20/2011	0.047933	0.011101	0.036832	1.588518	1.531034	0.057484	2.30681753	13.33996105	0.70320654	3.6868427	5.26664305
3/21/2011	0.048127	0.012063	0.036064	1.589023	1.527964	0.061059	2.30951691	13.35703754	0.70398802	3.6909516	5.27062988
3/22/2011	0.048782	0.012862	0.035921	1.60711	1.542538	0.064572	2.31213951	13.37426376	0.70474601	3.6956303	5.27481365
3/23/2011	0.049573	0.013647	0.035926	1.626576	1.557958	0.068618	2.31470275	13.39253902	0.70550001	3.7009158	5.27889299
3/24/2011	0.050503	0.014357	0.036146	1.649725	1.577248	0.072477	2.31724763	13.41217041	0.70625901	3.7068348	5.28310251
3/25/2011	0.051389	0.013829	0.03756	1.672111	1.596572	0.075539	2.31980586	13.43338394	0.70705831	3.7133064	5.29018307
3/26/2011	0.052188	0.013423	0.038765	1.693708	1.61567	0.078038	2.32246113	13.45618629	0.70792216	3.7202189	5.29720449
3/27/2011	0.052917	0.013116	0.039801	1.714678	1.63454	0.080138	2.32528782	13.4805336	0.70884043	3.7274938	5.30439377
3/28/2011	0.053534	0.012866	0.040668	1.733683	1.652235	0.081448	2.32828474	13.50631523	0.70980453	3.7350342	5.31184292
3/29/2011	0.054038	0.012654	0.041384	1.750538	1.668506	0.082032	2.33143115	13.53334522	0.71080649	3.7427168	5.31954765
3/30/2011	0.054442	0.012472	0.04197	1.765536	1.68343	0.082106	2.33470321	13.56140423	0.71183914	3.7504411	5.32747126
3/31/2011	0.054723	0.0123	0.042424	1.777951	1.69647	0.08148	2.33807683	13.59024334	0.71289599	3.7581093	5.3356061
4/1/2011	0.054913	0.012142	0.042771	1.788564	1.708034	0.08053	2.34153032	13.61959743	0.71397108	3.7656386	5.34389067
4/2/2011	0.055027	0.013036	0.041991	1.795916	1.716566	0.07935	2.34504056	13.64917183	0.71503341	3.7729845	5.34989357
4/3/2011	0.055115	0.012682	0.042433	1.803013	1.725177	0.077836	2.34853697	13.6787405	0.71608579	3.780102	5.35872602
4/4/2011	0.055183	0.013387	0.041796	1.809273	1.732677	0.076596	2.35200596	13.70816803	0.71713185	3.7869866	5.36506605
4/5/2011	0.055243	0.013905	0.041338	1.814372	1.739164	0.075208	2.35544753	13.73729515	0.71814895	3.7936492	5.37177324
4/6/2011	0.055286	0.013346	0.04194	1.819429	1.745376	0.074053	2.35881925	13.76602077	0.71916854	3.8000972	5.38079071
4/7/2011	0.055271	0.012894	0.042377	1.824114	1.751048	0.073065	2.36217713	13.7942791	0.72021282	3.8063636	5.38953161
4/8/2011	0.055133	0.013506	0.041627	1.82245	1.750056	0.072394	2.36557698	13.82180119	0.72124738	3.8124878	5.39592791
4/9/2011	0.055181	0.013975	0.041206	1.82736	1.755469	0.071891	2.36896563	13.84862041	0.72225094	3.8185093	5.40262508
4/10/2011	0.055188	0.013388	0.041801	1.83137	1.760178	0.071192	2.37228942	13.87498283	0.72325778	3.8244262	5.41159821
4/11/2011	0.055139	0.012912	0.042227	1.834939	1.764414	0.070525	2.37560153	13.90085793	0.72428882	3.830225	5.42028761
4/12/2011	0.055046	0.012526	0.04252	1.83808	1.768199	0.069881	2.3789618	13.9262228	0.72533613	3.8359103	5.4288826
4/13/2011	0.054884	0.012196	0.042687	1.839879	1.770969	0.06891	2.38237	13.9510355	0.7263931	3.8414578	5.43745708
4/14/2011	0.054698	0.011927	0.042771	1.841399	1.77335	0.068049	2.38581157	13.97525406	0.7274546	3.8468499	5.44597054
4/15/2011	0.054514	0.011713	0.042802	1.843087	1.775648	0.067439	2.38927293	13.99887371	0.72851717	3.8521161	5.45440245
4/16/2011	0.0543	0.01244	0.04186	1.841382	1.77435	0.067033	2.39273739	14.02179337	0.72955507	3.8572934	5.46068144
4/17/2011	0.054113	0.012923	0.04119	1.840243	1.774503	0.06574	2.39614367	14.04397392	0.73055112	3.8623264	5.46738863
4/18/2011	0.053908	0.013331	0.040577	1.835717	1.770791	0.064926	2.39943886	14.06535435	0.73151392	3.8671823	5.47401142
4/19/2011	0.053897	0.013715	0.040182	1.836966	1.771906	0.065061	2.40262938	14.08601856	0.73245043	3.8719771	5.48045015
4/20/2011	0.054015	0.014191	0.039824	1.838447	1.77153	0.066916	2.4057374	14.10619831	0.73336709	3.8769274	5.48648787

Date	Lake TP (mg/L)	Lake DP (mg/L)	Lake OP (mg/L)	Lake TN (mg/L)	Lake DN (mg/L)	Lake ON (mg/L)	Porewater DP (mg/L)	Porewater DN (mg/L)	Sediment P (mg/g)	Sediment N (mg/g)	Sediment P flux (mg/m2/d)
4/21/2011	0.054256	0.014558	0.039698	1.844579	1.776393	0.068186	2.40878177	14.12617779	0.73427063	3.8821247	5.49263
4/22/2011	0.05453	0.014885	0.039645	1.85069	1.781259	0.069431	2.4117825	14.14626694	0.73516864	3.8875186	5.49876499
4/23/2011	0.054767	0.015185	0.039582	1.853651	1.782976	0.070675	2.41475749	14.16642475	0.73606259	3.8931067	5.50490046
4/24/2011	0.055046	0.014426	0.04062	1.860263	1.788733	0.07153	2.4177196	14.18675137	0.73697996	3.8988566	5.51343727
4/25/2011	0.05523	0.013814	0.041416	1.865933	1.793969	0.071964	2.42073393	14.20740795	0.73794192	3.9047027	5.52175665
4/26/2011	0.055326	0.014373	0.040953	1.86651	1.793698	0.072812	2.42385459	14.22817802	0.73891026	3.9106438	5.52763319
4/27/2011	0.05556	0.014841	0.040719	1.871407	1.797671	0.073736	2.42701983	14.249053	0.7398594	3.9167197	5.53382206
4/28/2011	0.05582	0.015214	0.040606	1.876632	1.802248	0.074385	2.43016005	14.27024746	0.74079865	3.9229136	5.54017115
4/29/2011	0.056106	0.01551	0.040596	1.88273	1.807891	0.074839	2.43327212	14.29182434	0.74173367	3.9291873	5.54663086
4/30/2011	0.056356	0.014722	0.041634	1.888944	1.813786	0.075158	2.43637061	14.31381035	0.74269336	3.9355142	5.55554724
5/1/2011	0.054845	0.014718	0.040128	1.901529	1.826294	0.075235	2.54528737	12.63667297	0.74046129	3.9399672	5.78052902
5/2/2011	0.053405	0.013236	0.040169	1.912386	1.837796	0.074591	2.56665945	11.42722797	0.73886001	3.9438272	5.80850601
5/3/2011	0.05197	0.012043	0.039927	1.92166	1.847919	0.073741	2.5690186	10.55532551	0.73759001	3.9472156	5.7966485
5/4/2011	0.050538	0.011066	0.039472	1.928889	1.856354	0.072535	2.56758809	9.927008629	0.73658806	3.9501913	5.7793169
5/5/2011	0.049101	0.010249	0.038852	1.933691	1.86281	0.070882	2.5657742	9.474438667	0.73582971	3.9527802	5.76375055
5/6/2011	0.047699	0.009567	0.038132	1.936969	1.867785	0.069184	2.56433082	9.148625374	0.73529249	3.9549873	5.75118446
5/7/2011	0.046337	0.008992	0.037345	1.938817	1.871361	0.067457	2.56339741	8.914190292	0.73495138	3.9568226	5.74153233
5/8/2011	0.045047	0.008512	0.036535	1.939935	1.873994	0.065941	2.56296253	8.745587349	0.73477989	3.9583104	5.73443508
5/9/2011	0.043886	0.009307	0.034579	1.939467	1.874837	0.06463	2.56296921	8.624382019	0.73474866	3.9594874	5.72949266
5/10/2011	0.042855	0.008725	0.034131	1.939425	1.875996	0.063428	2.56334257	8.537277222	0.73482829	3.9603951	5.72631502
5/11/2011	0.04183	0.008231	0.033599	1.93819	1.876101	0.06209	2.56401157	8.474685669	0.73499811	3.961061	5.72456264
5/12/2011	0.040839	0.008984	0.031855	1.929389	1.868396	0.060993	2.56491899	8.429689407	0.73523962	3.9615006	5.72396183
5/13/2011	0.039938	0.009606	0.030332	1.911797	1.851634	0.060163	2.56600428	8.397305489	0.7355296	3.9617398	5.72425699
5/14/2011	0.039392	0.010056	0.029336	1.910415	1.850556	0.059859	2.56720257	8.373949051	0.73584777	3.9618254	5.72520733
5/15/2011	0.038932	0.009286	0.029646	1.911347	1.851577	0.05977	2.56846547	8.357055664	0.73618466	3.961817	5.7266264
5/16/2011	0.038385	0.008644	0.029741	1.910702	1.85157	0.059132	2.5697732	8.34479332	0.7365405	3.9617455	5.72840834
5/17/2011	0.037729	0.008086	0.029643	1.907799	1.849993	0.057806	2.57112741	8.335840225	0.73691624	3.9615772	5.73050785
5/18/2011	0.037002	0.007601	0.029401	1.903345	1.847147	0.056198	2.57252932	8.32921505	0.73730958	3.9612405	5.73288727
5/19/2011	0.036285	0.008166	0.028119	1.897171	1.842605	0.054566	2.5739696	8.324179649	0.73771363	3.9606788	5.73549366
5/20/2011	0.035585	0.007602	0.027984	1.890814	1.837894	0.05292	2.57542658	8.320181847	0.73811942	3.959866	5.73825026
5/21/2011	0.03491	0.008055	0.026855	1.883805	1.832337	0.051467	2.57687664	8.316812515	0.7385205	3.9587989	5.74108219
5/22/2011	0.034277	0.007476	0.026801	1.877034	1.826769	0.050265	2.57830071	8.313781738	0.73891228	3.9574945	5.74392891
5/23/2011	0.033797	0.008121	0.025676	1.86122	1.810351	0.050868	2.5796845	8.310900688	0.73929125	3.9560289	5.74674416
5/24/2011	0.033447	0.00758	0.025868	1.858383	1.807448	0.050935	2.58101821	8.308076859	0.73965532	3.954519	5.74949503
5/25/2011	0.033128	0.008139	0.024989	1.851955	1.80087	0.051085	2.58229709	8.305285454	0.74000406	3.9530234	5.75216103
5/26/2011	0.032995	0.008688	0.024307	1.844425	1.792392	0.052034	2.5835166	8.302527428	0.74033523	3.9515717	5.75472498
5/27/2011	0.032899	0.008069	0.02483	1.84388	1.7915	0.05238	2.58467269	8.299821854	0.74064851	3.9502029	5.75717258
5/28/2011	0.032714	0.008515	0.024199	1.840216	1.788265	0.051952	2.58577037	8.297185898	0.74094784	3.9488959	5.75951052
5/29/2011	0.032527	0.008812	0.023715	1.836311	1.785178	0.051132	2.58681583	8.294607162	0.74123335	3.9475727	5.76174831
5/30/2011	0.032294	0.009128	0.023166	1.816569	1.765866	0.050703	2.58780718	8.292048454	0.74150229	3.9461768	5.76387978
5/31/2011	0.032032	0.008313	0.02372	1.811453	1.762131	0.049323	2.58874273	8.289461136	0.7417559	3.9446752	5.76589727
6/1/2011	0.032941	0.007623	0.025318	1.814855	1.757245	0.05761	4.42395115	9.463322639	0.72764826	3.9311376	9.96447945
6/2/2011	0.03366	0.007038	0.026622	1.814718	1.751372	0.063346	4.79098082	10.29574299	0.72087687	3.9183266	10.7832642
6/3/2011	0.034216	0.006537	0.027679	1.811777	1.744624	0.067153	4.84596872	10.8850584	0.71589088	3.9062221	10.8878832
6/4/2011	0.034584	0.006087	0.028497	1.805597	1.736472	0.069126	4.83557034	11.30135727	0.71151674	3.8947234	10.846241
6/5/2011	0.034816	0.005692	0.029124	1.79737	1.72742	0.069951	4.81248856	11.59453869	0.70750511	3.8837016	10.7790327
6/6/2011	0.034943	0.005347	0.029596	1.787777	1.717743	0.070033	4.78801346	11.8000927	0.70379746	3.8730309	10.7115898
6/7/2011	0.034981	0.005045	0.029937	1.777125	1.707539	0.069586	4.76455879	11.94324493	0.70037174	3.8626051	10.6488962
6/8/2011	0.034899	0.00476	0.030139	1.764639	1.696248	0.068391	4.74261093	12.04190922	0.69721079	3.8523362	10.5916042
6/9/2011	0.034993	0.005359	0.029634	1.751525	1.682337	0.069189	4.72221708	12.10881233	0.69429642	3.8421698	10.5394382
6/10/2011	0.035214	0.00595	0.029264	1.739297	1.668503	0.070794	4.7033124	12.15301132	0.69160867	3.8321064	10.4919405
6/11/2011	0.035545	0.0064	0.029145	1.735201	1.662816	0.072385	4.68579865	12.18097973	0.68912756	3.8221748	10.4486322
6/12/2011	0.035865	0.006743	0.029123	1.73149	1.657996	0.073494	4.66956615	12.19735527	0.6868341	3.8123927	10.4090595
6/13/2011	0.036141	0.006259	0.029883	1.727415	1.653208	0.074208	4.65450859	12.20545483	0.68471098	3.8027575	10.3728132
6/14/2011	0.036312	0.005846	0.030466	1.721951	1.647695	0.074256	4.64052773	12.20763874	0.68274295	3.7932501	10.3395376
6/15/2011	0.036491	0.006296	0.030195	1.714649	1.639962	0.074687	4.62753057	12.2055769	0.6809153	3.7838476	10.3089123
6/16/2011	0.036668	0.006647	0.030021	1.70739	1.632469	0.074921	4.61542463	12.20044899	0.67921281	3.7745352	10.2806387
6/17/2011	0.036731	0.006837	0.029894	1.69767	1.623534	0.074136	4.60411787	12.19308472	0.67762125	3.7652953	10.2544394
6/18/2011	0.036744	0.006255	0.030489	1.689935	1.616933	0.073002	4.59352446	12.1840601	0.67612833	3.7560954	10.2300625
6/19/2011	0.036718	0.005782	0.030935	1.68246	1.610422	0.072038	4.58356857	12.17376137	0.67472398	3.7469034	10.2072906
6/20/2011	0.036621	0.005382	0.031238	1.674272	1.603397	0.070875	4.57418823	12.16244698	0.67339927	3.7376993	10.1859474
6/21/2011	0.036532	0.005068	0.031464	1.667078	1.596936	0.070143	4.56532526	12.15029144	0.67214572	3.7284725	10.1658726
6/22/2011	0.036435	0.00554	0.030895	1.655552	1.585688	0.069863	4.55692339	12.1374197	0.670955	3.7192268	10.1469154
6/23/2011	0.036373	0.005881	0.030493	1.646662	1.577188	0.069474	4.54892874	12.12392616	0.66981846	3.7099748	10.1289358
6/24/2011	0.036388	0.005494	0.030894	1.642123	1.572565	0.069558	4.54128599	12.10989285	0.66872871	3.7007294	10.1117935
6/25/2011	0.036346	0.005168	0.031178	1.636854	1.567538	0.069316	4.53395271	12.09538841	0.66768062	3.6915023	10.0953827
6/26/2011	0.036259	0.004893	0.031367	1.631081	1.56221	0.068871	4.52689457	12.08047199	0.66666996	3.682297	10.0796156
6/27/2011	0.036106	0.004648	0.031459	1.624197	1.556161	0.068035	4.52008295	12.06518364	0.66569269	3.673106	10.0644217

Date	Lake TP (mg/L)	Lake DP (mg/L)	Lake OP (mg/L)	Lake TN (mg/L)	Lake DN (mg/L)	Lake ON (mg/L)	Porewater DP (mg/L)	Porewater DN (mg/L)	Sediment P (mg/g)	Sediment N (mg/g)	Sediment P flux (mg/m2/d)
6/28/2011	0.035865	0.004415	0.03145	1.615643	1.548981	0.066662	4.5134902	12.04954624	0.66474485	3.6639116	10.0497322
6/29/2011	0.035663	0.004241	0.031422	1.608432	1.542564	0.065868	4.50709152	12.03356361	0.66382289	3.6546962	10.0354891
6/30/2011	0.035419	0.004082	0.031337	1.600499	1.535639	0.06486	4.50086308	12.01722908	0.66292346	3.6454535	10.0216341
7/1/2011	0.035131	0.003932	0.031199	1.591752	1.52812	0.063632	4.49478292	12.00053596	0.66204351	3.6361785	10.0081148
7/2/2011	0.034823	0.003798	0.031025	1.58277	1.52036	0.06241	4.48883104	11.98347759	0.6611802	3.6268635	9.99488544
7/3/2011	0.034517	0.003685	0.030832	1.574001	1.512653	0.061348	4.48298883	11.96604443	0.66033101	3.6175034	9.98190117
7/4/2011	0.034191	0.00358	0.030612	1.564885	1.504654	0.060231	4.47723961	11.94822979	0.65949368	3.6080976	9.96912575
7/5/2011	0.033829	0.003473	0.030356	1.554986	1.496073	0.058913	4.47156811	11.93002796	0.65866607	3.5986445	9.95652199
7/6/2011	0.033453	0.003374	0.030079	1.544883	1.487265	0.057619	4.4659605	11.91143417	0.65784639	3.5891395	9.94406033
7/7/2011	0.033081	0.003287	0.029794	1.534953	1.478481	0.056472	4.46040487	11.89244556	0.65703285	3.5795801	9.93171215
7/8/2011	0.032698	0.003205	0.029493	1.524779	1.469468	0.055311	4.4548893	11.87305737	0.65622395	3.5699673	9.91945076
7/9/2011	0.032278	0.003115	0.029164	1.513757	1.459826	0.053931	4.44940424	11.85327244	0.6554184	3.5603011	9.90725517
7/10/2011	0.031846	0.003028	0.028819	1.502478	1.44992	0.052558	4.44393969	11.83308983	0.65461493	3.5505776	9.8951025
7/11/2011	0.031474	0.002971	0.028502	1.492631	1.440866	0.051765	4.43848896	11.81250858	0.65381241	3.5407977	9.88297844
7/12/2011	0.031015	0.003411	0.027604	1.474493	1.42387	0.050623	4.43304253	11.79153347	0.65300953	3.5309691	9.87086105
7/13/2011	0.030742	0.003292	0.02745	1.466463	1.41601	0.050452	4.4275918	11.77017689	0.65220481	3.5211036	9.85873222
7/14/2011	0.030402	0.003165	0.027237	1.456839	1.407148	0.049691	4.42212915	11.74845886	0.65139771	3.5112164	9.84657383
7/15/2011	0.029997	0.00303	0.026967	1.445688	1.39725	0.048437	4.41665077	11.72640324	0.65058804	3.5013101	9.83437824
7/16/2011	0.029535	0.003274	0.026261	1.432657	1.385877	0.04678	4.41115475	11.70402241	0.64977533	3.4913697	9.82214165
7/17/2011	0.029083	0.003076	0.026007	1.420139	1.37486	0.045279	4.40563631	11.68131256	0.64895874	3.4813769	9.8098526
7/18/2011	0.028623	0.002905	0.025718	1.407614	1.363728	0.043886	4.40009212	11.65826225	0.64813787	3.4713209	9.79750443
7/19/2011	0.02817	0.002761	0.025409	1.395375	1.352692	0.042683	4.39451933	11.63486004	0.6473127	3.4612007	9.7850914
7/20/2011	0.027742	0.002645	0.025096	1.383777	1.342016	0.04176	4.38891745	11.61109924	0.64648312	3.4510224	9.77261162
7/21/2011	0.027292	0.002535	0.024757	1.371627	1.330937	0.04069	4.38328552	11.58698177	0.64564908	3.4407945	9.76006413
7/22/2011	0.027049	0.002922	0.024127	1.364009	1.322784	0.041225	4.3776226	11.56252098	0.64481014	3.4305356	9.74744701
7/23/2011	0.026951	0.003542	0.023409	1.345633	1.302461	0.043172	4.37192488	11.53775501	0.64396542	3.4202943	9.73475075
7/24/2011	0.027007	0.00394	0.023067	1.341517	1.29647	0.045047	4.36618662	11.51275635	0.64311421	3.4101355	9.72196293
7/25/2011	0.027103	0.004254	0.022848	1.339271	1.29265	0.046622	4.36040545	11.48762035	0.64225638	3.4001045	9.70907879
7/26/2011	0.027185	0.003996	0.023189	1.337447	1.289696	0.047752	4.35458231	11.46244144	0.64139277	3.390218	9.69610023
7/27/2011	0.027203	0.003769	0.023434	1.334334	1.286061	0.048273	4.34872293	11.43729305	0.64052504	3.3804696	9.68304062
7/28/2011	0.027398	0.00441	0.022988	1.322391	1.271706	0.050686	4.34283733	11.41222668	0.63965434	3.3708575	9.66992378
7/29/2011	0.028086	0.005149	0.022937	1.329251	1.273354	0.055896	4.3369298	11.38729858	0.63878071	3.3614309	9.65675735
7/30/2011	0.028842	0.004978	0.023864	1.343101	1.282615	0.060485	4.3310051	11.36260223	0.63790524	3.3522763	9.64355373
7/31/2011	0.029576	0.004856	0.02472	1.356577	1.292198	0.064379	4.32507277	11.33826351	0.63703042	3.3434503	9.63033485
8/1/2011	0.030319	0.004784	0.025535	1.370535	1.302576	0.067959	4.31914997	11.31440258	0.63615918	3.3349648	9.61713886
8/2/2011	0.031111	0.004767	0.026345	1.385956	1.314359	0.071597	4.3132534	11.29110909	0.63529378	3.3268154	9.60400391
8/3/2011	0.031973	0.005668	0.026305	1.402083	1.32678	0.075303	4.30739689	11.26844597	0.63443553	3.3189979	9.59096146
8/4/2011	0.03287	0.005546	0.027324	1.419464	1.340695	0.078769	4.30158854	11.24645519	0.63358504	3.3115087	9.57802868
8/5/2011	0.033412	0.005339	0.028072	1.428533	1.349317	0.079215	4.29583502	11.22515869	0.6327436	3.304316	9.56522083
8/6/2011	0.03361	0.005732	0.027877	1.428797	1.351691	0.077106	4.29014254	11.20452118	0.63191205	3.2973261	9.55255127
8/7/2011	0.033416	0.005222	0.028193	1.420604	1.348257	0.072347	4.28451443	11.18442631	0.63108975	3.2903929	9.54002762
8/8/2011	0.033	0.005205	0.027795	1.406098	1.339107	0.066991	4.27894592	11.16467285	0.63027573	3.2833602	9.52763939
8/9/2011	0.032557	0.005242	0.027315	1.387494	1.324767	0.062727	4.2734313	11.14501095	0.62946832	3.2761157	9.51537037
8/10/2011	0.032197	0.004745	0.027453	1.377956	1.318607	0.059349	4.26795864	11.12520409	0.62866592	3.2686152	9.50319576
8/11/2011	0.031826	0.004338	0.027489	1.369079	1.312466	0.056613	4.26252079	11.10506439	0.62786794	3.2608643	9.4910984
8/12/2011	0.031362	0.00397	0.027392	1.35855	1.30487	0.05368	4.2571125	11.0844698	0.62707412	3.252883	9.47906685
8/13/2011	0.030974	0.004124	0.02685	1.349787	1.297963	0.051824	4.2517314	11.06334877	0.62628359	3.2446945	9.46709442
8/14/2011	0.030591	0.00454	0.026051	1.326297	1.274922	0.051375	4.24636889	11.04167747	0.62549454	3.2363412	9.45516205
8/15/2011	0.030256	0.004149	0.026106	1.318939	1.269071	0.049868	4.241014	11.01947212	0.62470543	3.2278719	9.44324589
8/16/2011	0.02987	0.003812	0.026057	1.310762	1.262499	0.048263	4.23566008	10.99677372	0.62391597	3.2193079	9.43132973
8/17/2011	0.02945	0.003523	0.025927	1.302045	1.255387	0.046658	4.23030519	10.97362137	0.62312627	3.2106512	9.41940975
8/18/2011	0.029022	0.00328	0.025741	1.293375	1.248139	0.045236	4.22494888	10.95004463	0.62233621	3.2019033	9.40748596
8/19/2011	0.028592	0.003077	0.025515	1.284797	1.240813	0.043983	4.21958923	10.9260664	0.62154555	3.1930704	9.39555264
8/20/2011	0.0282	0.00292	0.02528	1.277186	1.234032	0.043154	4.21422482	10.90170956	0.62075388	3.1841636	9.38360882
8/21/2011	0.027801	0.003251	0.02455	1.263781	1.221193	0.042588	4.20885229	10.87700367	0.61996055	3.1752007	9.37164593
8/22/2011	0.027424	0.003044	0.02438	1.255933	1.214221	0.041712	4.20346737	10.85198402	0.61916453	3.1661973	9.35965347
8/23/2011	0.027135	0.002905	0.024229	1.250303	1.208702	0.041602	4.19806433	10.82668495	0.61836553	3.157166	9.34762001
8/24/2011	0.026885	0.003352	0.023532	1.236944	1.194811	0.042132	4.19264078	10.80114841	0.61756325	3.1481297	9.33553982
8/25/2011	0.026702	0.003177	0.023525	1.233206	1.190825	0.042381	4.18719435	10.7754221	0.61675727	3.1391168	9.32340717
8/26/2011	0.026495	0.003024	0.023471	1.228856	1.18649	0.042366	4.18172407	10.7495594	0.61594772	3.1301417	9.31122112
8/27/2011	0.026243	0.002881	0.023363	1.223368	1.181409	0.041959	4.17623091	10.72360229	0.61513519	3.1212027	9.29898262
8/28/2011	0.025967	0.002752	0.023215	1.217264	1.17589	0.041374	4.17071772	10.69757748	0.61431998	3.1122882	9.28670025
8/29/2011	0.025664	0.002633	0.023031	1.210507	1.169884	0.040623	4.16518688	10.67149353	0.61350232	3.1033838	9.27437782
8/30/2011	0.025286	0.002503	0.022783	1.201866	1.162522	0.039344	4.15963936	10.64534569	0.61268216	3.0944719	9.26201725
8/31/2011	0.025001	0.00283	0.022171	1.191927	1.152935	0.038992	4.15407324	10.61911774	0.61185914	3.0855405	9.24961662
9/1/2011	0.024725	0.002682	0.022043	1.185368	1.146914	0.038454	4.14848709	10.59279728	0.61103266	3.076592	9.23717022
9/2/2011	0.024408	0.002543	0.021866	1.177802	1.14017	0.037632	4.1428771	10.56637478	0.61020267	3.0676303	9.22467041
9/3/2011	0.02419	0.002811	0.021379	1.172334	1.134759	0.037574	4.13724422	10.53985023	0.60936916	3.0586574	9.2121191

Date	Lake TP (mg/L)	Lake DP (mg/L)	Lake OP (mg/L)	Lake TN (mg/L)	Lake DN (mg/L)	Lake ON (mg/L)	Porewater DP (mg/L)	Porewater DN (mg/L)	Sediment P (mg/g)	Sediment N (mg/g)	Sediment P flux (mg/m2/d)
9/4/2011	0.024049	0.003129	0.02092	1.164518	1.126467	0.03805	4.13158607	10.51322842	0.60853159	3.04969	9.19951153
9/5/2011	0.023944	0.002961	0.020984	1.161293	1.122841	0.038452	4.12590075	10.48652935	0.60768986	3.0407524	9.18684292
9/6/2011	0.023831	0.002822	0.02101	1.157912	1.119196	0.038716	4.12018824	10.45978546	0.60684448	3.0318606	9.17411327
9/7/2011	0.023677	0.002693	0.020984	1.153542	1.114935	0.038607	4.11445332	10.43302822	0.60599631	3.0230176	9.16133404
9/8/2011	0.023512	0.002584	0.020928	1.148967	1.110552	0.038415	4.10870028	10.40627575	0.60514599	3.0142169	9.14851475
9/9/2011	0.023346	0.002493	0.020853	1.144381	1.106171	0.03821	4.10293245	10.37954044	0.60429388	3.0054498	9.13566303
9/10/2011	0.023112	0.002392	0.020721	1.138137	1.100644	0.037493	4.09715271	10.35281944	0.60344023	2.9967062	9.12278461
9/11/2011	0.022805	0.002278	0.020528	1.130107	1.093816	0.036291	4.091362	10.32610321	0.60258508	2.987967	9.10988235
9/12/2011	0.022609	0.002222	0.020387	1.12495	1.088865	0.036085	4.08556128	10.29937077	0.60172844	2.9792173	9.09695911
9/13/2011	0.022318	0.002138	0.02018	1.117351	1.082225	0.035126	4.07975054	10.27260017	0.60087025	2.9704549	9.08401299
9/14/2011	0.022096	0.00209	0.020006	1.111529	1.076735	0.034795	4.07392836	10.24577713	0.60001045	2.9616795	9.07104206
9/15/2011	0.021861	0.002042	0.019819	1.10531	1.070963	0.034347	4.06809521	10.21889019	0.59914893	2.952894	9.05804729
9/16/2011	0.021621	0.001996	0.019625	1.098899	1.065039	0.03386	4.06225061	10.19193554	0.59828562	2.9441035	9.04502583
9/17/2011	0.021372	0.001951	0.019421	1.092218	1.058902	0.033317	4.05639362	10.16491413	0.59742045	2.9353087	9.03197765
9/18/2011	0.021112	0.001906	0.019206	1.085195	1.052494	0.032701	4.05052423	10.13782501	0.59655333	2.9265079	9.01890278
9/19/2011	0.020965	0.002316	0.01865	1.074353	1.04137	0.032983	4.04464006	10.11067009	0.59568387	2.9177063	9.00579357
9/20/2011	0.020804	0.002523	0.018281	1.068819	1.036023	0.032796	4.0387392	10.08345795	0.59481138	2.9089172	8.99264717
9/21/2011	0.020634	0.002668	0.017966	1.062882	1.030455	0.032427	4.03281641	10.05620289	0.59393531	2.9001465	8.97945213
9/22/2011	0.020377	0.00246	0.017918	1.054827	1.023415	0.031412	4.02687073	10.02891445	0.59305561	2.8913851	8.96620464
9/23/2011	0.020183	0.002311	0.017872	1.048592	1.017555	0.031037	4.02090168	10.00159168	0.59217268	2.8826206	8.95290565
9/24/2011	0.019964	0.00218	0.017784	1.041872	1.011344	0.030527	4.01491165	9.974225998	0.59128714	2.8738499	8.93955994
9/25/2011	0.019801	0.002372	0.017429	1.036222	1.005791	0.030431	4.00890398	9.946813583	0.59039909	2.8650782	8.92617416
9/26/2011	0.019917	0.002872	0.017045	1.02585	0.993518	0.032333	4.00287771	9.919364929	0.5895083	2.8563311	8.91274738
9/27/2011	0.020308	0.003548	0.016759	1.015399	0.979638	0.035761	3.99683237	9.891921997	0.58861434	2.8476739	8.89927769
9/28/2011	0.020686	0.003849	0.016837	1.020517	0.982272	0.038246	3.99076629	9.864570618	0.58771724	2.8391786	8.88576221
9/29/2011	0.02101	0.004041	0.016969	1.025353	0.985494	0.039859	3.98468041	9.837414742	0.58681774	2.8308761	8.87220192
9/30/2011	0.021276	0.00417	0.017106	1.028078	0.987295	0.040783	3.97858047	9.81053257	0.58591682	2.8227551	8.85861111
10/1/2011	0.108944	0.036089	0.072855	1.459364	1.418429	0.040935	2.86302423	10.05111217	0.59219122	2.8206282	6.48532152
10/2/2011	0.107701	0.030975	0.076726	1.449857	1.408158	0.041699	2.54137921	10.27443314	0.59479582	2.8186321	5.75916147
10/3/2011	0.106213	0.026715	0.079498	1.439789	1.39773	0.04206	2.45025778	10.46701622	0.59619445	2.816766	5.55989265
10/4/2011	0.104616	0.023228	0.081389	1.430264	1.387823	0.042441	2.42622018	10.63292885	0.59727448	2.8150032	5.51274776
10/5/2011	0.102941	0.020374	0.082567	1.419632	1.377344	0.042287	2.42180014	10.77567959	0.59828085	2.813313	5.50915432
10/6/2011	0.101226	0.018044	0.083181	1.408474	1.366621	0.041853	2.42317605	10.89827442	0.59927475	2.8116543	5.5176549
10/7/2011	0.099494	0.016143	0.083351	1.396935	1.355717	0.041217	2.42629433	11.00332737	0.60026616	2.8100002	5.52917147
10/8/2011	0.09774	0.014574	0.083166	1.383847	1.343836	0.040011	2.42994261	11.09306908	0.60125184	2.8083131	5.5411396
10/9/2011	0.096007	0.013297	0.08271	1.371116	1.332185	0.038931	2.43374181	11.16943836	0.60222608	2.8065698	5.55278397
10/10/2011	0.094319	0.012268	0.082051	1.359506	1.32128	0.038226	2.43755937	11.23418427	0.60318381	2.8047862	5.56390285
10/11/2011	0.092686	0.011443	0.081243	1.349056	1.311178	0.037878	2.44134188	11.28885937	0.60412097	2.8029881	5.57447433
10/12/2011	0.091092	0.011007	0.080085	1.338704	1.301155	0.037549	2.44506145	11.33479881	0.60503149	2.801187	5.58400726
10/13/2011	0.08937	0.010715	0.078655	1.32693	1.289089	0.03784	2.44868922	11.37307167	0.60590786	2.7994061	5.59299994
10/14/2011	0.087797	0.010508	0.077289	1.317423	1.278967	0.038457	2.45219564	11.40469074	0.60674769	2.7976809	5.60151911
10/15/2011	0.086441	0.010045	0.076396	1.310132	1.27139	0.038742	2.45556712	11.43070793	0.60755795	2.7960086	5.61031532
10/16/2011	0.085113	0.009659	0.075455	1.302136	1.263439	0.038697	2.45881748	11.45194817	0.6083439	2.7943604	5.61865807
10/17/2011	0.083804	0.009638	0.074166	1.294582	1.255522	0.03906	2.46196699	11.46903229	0.60910058	2.7927375	5.62593031
10/18/2011	0.082604	0.009344	0.07326	1.287902	1.248629	0.039273	2.46500635	11.48255348	0.60982859	2.7911489	5.63357878
10/19/2011	0.081488	0.00913	0.072359	1.283133	1.243108	0.040025	2.46793342	11.49308109	0.61053282	2.7896092	5.64078522
10/20/2011	0.080417	0.009272	0.071145	1.278756	1.23785	0.040906	2.47076511	11.50109482	0.61120945	2.7881444	5.64695454
10/21/2011	0.079391	0.009356	0.070035	1.273507	1.232228	0.041279	2.47349381	11.50695133	0.61185598	2.7867377	5.65302277
10/22/2011	0.078464	0.009165	0.069299	1.270527	1.22827	0.042257	2.47610664	11.51100731	0.61247849	2.785392	5.65945339
10/23/2011	0.077552	0.008999	0.068553	1.266505	1.223745	0.04276	2.47861695	11.51356792	0.61308151	2.7841122	5.66559458
10/24/2011	0.076571	0.009162	0.067409	1.260227	1.217206	0.043021	2.48104262	11.51476097	0.61365992	2.7828681	5.67078447
10/25/2011	0.0757	0.009247	0.066453	1.254325	1.211542	0.042783	2.48337626	11.51473427	0.6142112	2.7816293	5.67594385
10/26/2011	0.074873	0.009335	0.065538	1.248976	1.206195	0.042781	2.48560762	11.51368809	0.61473835	2.7803845	5.68085957
10/27/2011	0.074097	0.00912	0.064977	1.243869	1.201179	0.04269	2.48773956	11.51177692	0.6152463	2.7791395	5.68624496
10/28/2011	0.073351	0.008947	0.064404	1.238967	1.196335	0.042631	2.48978662	11.50912857	0.61573929	2.7778916	5.69133854
10/29/2011	0.072613	0.009078	0.063535	1.233508	1.191048	0.04246	2.49176931	11.50582981	0.61621344	2.7766373	5.69558668
10/30/2011	0.071891	0.008891	0.063	1.227177	1.185293	0.041884	2.49367952	11.50192165	0.6166693	2.7753556	5.70039654
10/31/2011	0.071171	0.009017	0.062155	1.220798	1.179216	0.041582	2.49551678	11.49744129	0.61710721	2.7740407	5.70432329
11/1/2011	0.070428	0.008764	0.061663	1.214919	1.173759	0.04116	2.17014909	11.32483673	0.61956519	2.7737429	4.9584713
11/2/2011	0.06958	0.008448	0.061132	1.20856	1.167948	0.040611	2.07660699	11.17372799	0.62071544	2.7733483	4.74460077
11/3/2011	0.06851	0.008537	0.059972	1.199516	1.158348	0.041168	2.050704	11.04118919	0.6214658	2.7729044	4.68497038
11/4/2011	0.067802	0.008279	0.059523	1.197387	1.15551	0.041877	2.04449701	10.92494488	0.62208492	2.7724683	4.67132282
11/5/2011	0.067116	0.008068	0.059048	1.195167	1.15269	0.042477	2.04399323	10.82316208	0.6226595	2.7720473	4.67065191
11/6/2011	0.066458	0.007898	0.05856	1.193	1.149978	0.043023	2.04512715	10.73400402	0.6232118	2.7716396	4.67364264
11/7/2011	0.065818	0.007758	0.05806	1.190537	1.147129	0.043408	2.04671025	10.65585995	0.62374818	2.7712407	4.67759657
11/8/2011	0.065027	0.00801	0.057018	1.1847	1.140628	0.044071	2.04839659	10.58719444	0.62426364	2.7708592	4.68088818
11/9/2011	0.064366	0.008437	0.055929	1.18373	1.13677	0.04696	2.05007243	10.52678967	0.62475145	2.7705998	4.68375206
11/10/2011	0.064141	0.00893	0.055211	1.193376	1.141916	0.05146	2.05169225	10.4740963	0.62521613	2.7706206	4.68633699

Date	Lake TP (mg/L)	Lake DP (mg/L)	Lake OP (mg/L)	Lake TN (mg/L)	Lake DN (mg/L)	Lake ON (mg/L)	Porewater DP (mg/L)	Porewater DN (mg/L)	Sediment P (mg/g)	Sediment N (mg/g)	Sediment P flux (mg/m2/d)
11/11/2011	0.064062	0.0088	0.055262	1.204875	1.14958	0.055296	2.05324531	10.42867184	0.6256721	2.7709618	4.69019842
11/12/2011	0.063993	0.0087	0.055293	1.215861	1.157224	0.058637	2.05475378	10.3898077	0.62612861	2.7715781	4.69388771
11/13/2011	0.063931	0.008624	0.055308	1.226294	1.16477	0.061524	2.05625105	10.35677338	0.62658507	2.7724326	4.69749832
11/14/2011	0.063873	0.008563	0.055309	1.236072	1.172099	0.063973	2.05774522	10.32890987	0.62704098	2.7734902	4.70106411
11/15/2011	0.063804	0.00851	0.055295	1.244799	1.178895	0.065904	2.05923748	10.3056097	0.62749606	2.7747133	4.70461082
11/16/2011	0.063661	0.008429	0.055231	1.250211	1.183555	0.066656	2.06072569	10.28625202	0.62794948	2.7760344	4.70820904
11/17/2011	0.063454	0.008332	0.055122	1.252929	1.1864	0.066529	2.06220627	10.27021694	0.62839997	2.7773707	4.71182871
11/18/2011	0.063209	0.008232	0.054977	1.253918	1.188017	0.065901	2.06367636	10.25696468	0.62884659	2.7786672	4.71543169
11/19/2011	0.062943	0.008136	0.054806	1.253887	1.188851	0.065036	2.06513333	10.24604416	0.62928855	2.7798953	4.71899271
11/20/2011	0.06268	0.008057	0.054623	1.253725	1.189493	0.064232	2.066576	10.23709297	0.62972546	2.7810488	4.72248554
11/21/2011	0.062419	0.007989	0.054431	1.25337	1.18991	0.06346	2.06800294	10.22981167	0.63015699	2.7821321	4.72591448
11/22/2011	0.062135	0.007917	0.054217	1.251877	1.189461	0.062417	2.06941271	10.2239151	0.63058275	2.7831364	4.7293129
11/23/2011	0.061763	0.008231	0.053532	1.247762	1.186509	0.061253	2.0708065	10.21906853	0.63099664	2.7840462	4.73179007
11/24/2011	0.061465	0.008089	0.053376	1.244809	1.184854	0.059954	2.07216716	10.21505165	0.63139945	2.784852	4.73523712
11/25/2011	0.061164	0.008313	0.05285	1.241456	1.182765	0.058691	2.07349277	10.2117424	0.6317932	2.7855504	4.73776436
11/26/2011	0.06089	0.008153	0.052736	1.238705	1.181009	0.057696	2.07478714	10.20900249	0.63217843	2.786154	4.74110126
11/27/2011	0.060504	0.008435	0.052069	1.23341	1.176204	0.057206	2.07605195	10.20662785	0.63255334	2.7866948	4.74335527
11/28/2011	0.060295	0.008627	0.051667	1.231854	1.175129	0.056725	2.07728863	10.20457268	0.63291436	2.7871938	4.74575233
11/29/2011	0.060101	0.00878	0.051321	1.230338	1.174057	0.05628	2.07848668	10.20291233	0.63326567	2.7876532	4.7481513
11/30/2011	0.059909	0.00854	0.051369	1.228676	1.172868	0.055808	2.07964659	10.20157623	0.63361287	2.7880735	4.75136137
12/1/2011	0.057725	0.008335	0.04939	1.218602	1.171099	0.047503	2.08221221	10.20132542	0.63520557	2.7923284	4.75771809
12/2/2011	0.055711	0.008169	0.047541	1.210857	1.169339	0.041518	2.08650661	10.20258331	0.63668901	2.7954118	4.76795006
12/3/2011	0.053813	0.008413	0.0454	1.203283	1.165854	0.037429	2.0910852	10.20466042	0.63806742	2.7976696	4.77789545
12/4/2011	0.05215	0.008693	0.043458	1.198654	1.16335	0.035304	2.09551907	10.20713329	0.63934106	2.7994177	4.78742552
12/5/2011	0.050815	0.008543	0.042272	1.200213	1.165744	0.034469	2.09968781	10.20999718	0.64053488	2.8009217	4.79733229
12/6/2011	0.049655	0.008893	0.040763	1.203531	1.169158	0.034373	2.10360789	10.21334267	0.64165998	2.8023469	4.8055234
12/7/2011	0.048606	0.008731	0.039875	1.206827	1.172527	0.034301	2.10730362	10.21712303	0.6427238	2.8037558	4.81437254
12/8/2011	0.04762	0.008595	0.039025	1.209517	1.175428	0.034089	2.1107986	10.22125435	0.64374298	2.8051391	4.82270241
12/9/2011	0.046671	0.008469	0.038202	1.210952	1.17739	0.033562	2.11413312	10.22562218	0.64471906	2.8064601	4.83063984
12/10/2011	0.045714	0.008336	0.037379	1.21002	1.177587	0.032433	2.11732149	10.23005772	0.64565265	2.8076446	4.83826113
12/11/2011	0.044779	0.008208	0.036572	1.207879	1.176721	0.031158	2.12036848	10.23437691	0.64654416	2.8086324	4.84554482
12/12/2011	0.043904	0.008101	0.035804	1.205772	1.175638	0.030135	2.12327886	10.23846531	0.64739507	2.8094323	4.85246706
12/13/2011	0.043112	0.008021	0.035091	1.204398	1.174872	0.029525	2.12605906	10.24228477	0.64820784	2.8100989	4.85902834
12/14/2011	0.042388	0.008399	0.033989	1.20182	1.172108	0.029712	2.1287148	10.24577332	0.64897406	2.8107307	4.86425352
12/15/2011	0.041869	0.008755	0.033114	1.203112	1.172629	0.030483	2.13123274	10.24903011	0.64968991	2.8114398	4.86921453
12/16/2011	0.04148	0.008626	0.032854	1.206955	1.175585	0.03137	2.13360548	10.25233459	0.65037674	2.8122826	4.87495232
12/17/2011	0.041167	0.009003	0.032164	1.211156	1.178747	0.032409	2.13587356	10.25583744	0.65103906	2.8132803	4.87929153
12/18/2011	0.040889	0.008841	0.032048	1.215151	1.182132	0.033019	2.13805747	10.2595911	0.65168047	2.8144104	4.88467264
12/19/2011	0.040596	0.0087	0.031896	1.218054	1.184849	0.033206	2.14017057	10.26359177	0.65231436	2.8156035	4.88984299
12/20/2011	0.040297	0.008579	0.031718	1.220183	1.18704	0.033143	2.1422441	10.2677803	0.65293914	2.8168049	4.89487934
12/21/2011	0.039998	0.008892	0.031105	1.221123	1.188259	0.032864	2.14428282	10.2720747	0.65354317	2.8179767	4.89883709
12/22/2011	0.039728	0.009129	0.030599	1.221688	1.189211	0.032477	2.14626312	10.27639771	0.6541183	2.8190928	4.90283728
12/23/2011	0.039463	0.008901	0.030563	1.221857	1.189862	0.031995	2.14816284	10.28069782	0.65467924	2.8201365	4.90771914
12/24/2011	0.039208	0.008718	0.030491	1.222204	1.190537	0.031667	2.15000772	10.28493595	0.65523684	2.8211133	4.91237164
12/25/2011	0.03893	0.008557	0.030373	1.221692	1.190547	0.031145	2.15182757	10.28907013	0.65578884	2.8220198	4.91691399
12/26/2011	0.038655	0.008424	0.03023	1.221038	1.190357	0.030681	2.15362644	10.2930479	0.65633345	2.8228452	4.92134619
12/27/2011	0.038363	0.008305	0.030058	1.219646	1.189567	0.030079	2.15540123	10.2968235	0.65686935	2.8235834	4.92569065
12/28/2011	0.038085	0.008208	0.029877	1.218332	1.188721	0.029611	2.1571486	10.30036163	0.65739554	2.8242338	4.92992258
12/29/2011	0.037805	0.008123	0.029682	1.21665	1.187536	0.029114	2.15886593	10.30364132	0.65791154	2.8248053	4.93405771
12/30/2011	0.03756	0.008438	0.029122	1.214688	1.185759	0.028928	2.16054988	10.3066349	0.65840787	2.825321	4.93719769
12/31/2011	0.037371	0.008711	0.02866	1.212977	1.18402	0.028957	2.16217995	10.30934238	0.65887791	2.8258235	4.94031096
1/1/2012	0.037242	0.008935	0.028308	1.212416	1.183372	0.029044	2.16373801	10.31184006	0.65932709	2.826335	4.94337273
1/2/2012	0.037083	0.008713	0.02837	1.210934	1.182263	0.028671	2.16522861	10.3141737	0.65976858	2.8268225	4.94729948
1/3/2012	0.036781	0.008482	0.028299	1.205719	1.178503	0.027216	2.16667843	10.31621552	0.66020936	2.8271613	4.95115614
1/4/2012	0.036535	0.008312	0.028223	1.20225	1.175701	0.026549	2.16811109	10.31787205	0.66064578	2.8273275	4.95483398
1/5/2012	0.036317	0.008181	0.028136	1.199575	1.173344	0.026231	2.16953111	10.31918716	0.66107738	2.8274138	4.95839024
1/6/2012	0.036144	0.008089	0.028055	1.197998	1.171707	0.026291	2.17093754	10.32022476	0.66150409	2.8274794	4.96182823
1/7/2012	0.035974	0.008013	0.027961	1.196273	1.169993	0.026279	2.17233014	10.3210392	0.66192573	2.827549	4.96519852
1/8/2012	0.035808	0.00795	0.027859	1.194481	1.168246	0.026235	2.17370725	10.32165527	0.66234183	2.8276143	4.96850204
1/9/2012	0.035636	0.007893	0.027743	1.19228	1.16622	0.02606	2.17506647	10.32208252	0.66275185	2.8276618	4.97175074
1/10/2012	0.035458	0.007841	0.027617	1.189712	1.163923	0.02579	2.17640591	10.32231331	0.66315526	2.827673	4.97494316
1/11/2012	0.035279	0.007794	0.027484	1.186929	1.161442	0.025487	2.17772436	10.32233715	0.66355157	2.8276377	4.97807455
1/12/2012	0.035095	0.007751	0.027344	1.183827	1.158701	0.025126	2.17901993	10.32214451	0.66394043	2.8275487	4.98114681
1/13/2012	0.034884	0.008028	0.026856	1.178362	1.153645	0.024717	2.18028951	10.32164478	0.66431296	2.8273973	4.98342323
1/14/2012	0.034681	0.007916	0.026765	1.173791	1.149796	0.023995	2.18151331	10.32080364	0.66467053	2.8271544	4.98648882
1/15/2012	0.034454	0.007813	0.026641	1.168634	1.145429	0.023205	2.18268991	10.31964302	0.66502231	2.8267891	4.98942423
1/16/2012	0.034286	0.007747	0.026539	1.165062	1.142047	0.023015	2.18384027	10.31817722	0.66536796	2.8263447	4.9922142
1/17/2012	0.034184	0.008023	0.026161	1.162731	1.139463	0.023268	2.18497038	10.31649208	0.66570109	2.8259063	4.994174

Date	Lake TP (mg/L)	Lake DP (mg/L)	Lake OP (mg/L)	Lake TN (mg/L)	Lake DN (mg/L)	Lake ON (mg/L)	Porewater DP (mg/L)	Porewater DN (mg/L)	Sediment P (mg/g)	Sediment N (mg/g)	Sediment P flux (mg/m2/d)
1/18/2012	0.034017	0.008181	0.025836	1.157805	1.135085	0.022719	2.18606496	10.31457615	0.66601616	2.8254445	4.99632168
1/19/2012	0.033804	0.008008	0.025796	1.151718	1.129937	0.021781	2.18710637	10.31233597	0.66632175	2.8248622	4.99910831
1/20/2012	0.033542	0.007847	0.025695	1.144529	1.123877	0.020652	2.18810821	10.30969048	0.66662347	2.8241131	5.00177526
1/21/2012	0.033333	0.008018	0.025315	1.137042	1.116594	0.020448	2.18908811	10.30655479	0.66691267	2.823257	5.00363207
1/22/2012	0.033319	0.007933	0.025386	1.13621	1.114816	0.021395	2.1900394	10.30313492	0.66719377	2.8224623	5.00600958
1/23/2012	0.033376	0.008233	0.025143	1.136385	1.113706	0.022679	2.19097066	10.29973984	0.66747028	2.8218496	5.00745773
1/24/2012	0.033412	0.008122	0.02529	1.136022	1.112717	0.023305	2.19188714	10.29646969	0.66774404	2.8213925	5.00981426
1/25/2012	0.033421	0.008026	0.025395	1.135028	1.111416	0.023612	2.19279289	10.29335308	0.66802377	2.8210113	5.01211214
1/26/2012	0.033418	0.007947	0.025471	1.133861	1.110066	0.023795	2.1937077	10.29038239	0.66830754	2.8206697	5.01439238
1/27/2012	0.033401	0.00788	0.025522	1.132438	1.108582	0.023855	2.19463396	10.2875452	0.66859406	2.8203478	5.01667118
1/28/2012	0.033366	0.008124	0.025242	1.130035	1.106313	0.023722	2.19556761	10.28479385	0.66887432	2.82002	5.0182538
1/29/2012	0.033335	0.008305	0.02503	1.127491	1.104024	0.023466	2.19648743	10.2820797	0.66914183	2.8196604	5.01994705
1/30/2012	0.033295	0.008151	0.025143	1.124753	1.101604	0.02315	2.19737577	10.27937603	0.66940659	2.8192544	5.02233839
1/31/2012	0.033258	0.008031	0.025227	1.12247	1.099458	0.023012	2.1982491	10.2766695	0.66967601	2.8188117	5.02461863
2/1/2012	0.033283	0.007957	0.025326	1.122091	1.098636	0.023455	2.1991303	10.27401447	0.66994959	2.8183939	5.02680826
2/2/2012	0.033341	0.007913	0.025428	1.122695	1.098597	0.024098	2.20002556	10.2715044	0.67022777	2.8180647	5.02896404
2/3/2012	0.033416	0.007886	0.02553	1.12378	1.099022	0.024758	2.20093727	10.26920891	0.67051059	2.8178413	5.03111649
2/4/2012	0.033486	0.007866	0.02562	1.124727	1.099476	0.025251	2.20186424	10.26716042	0.67079771	2.8177114	5.03328991
2/5/2012	0.033542	0.007848	0.025694	1.125341	1.09979	0.02555	2.20280552	10.26535892	0.67108852	2.8176453	5.03549147
2/6/2012	0.033577	0.007827	0.02575	1.125439	1.099799	0.02564	2.20375824	10.26377583	0.67138213	2.8176103	5.03772354
2/7/2012	0.033604	0.00781	0.025794	1.12539	1.099722	0.025668	2.20472026	10.26237965	0.67167777	2.8175845	5.03997087
2/8/2012	0.033622	0.007794	0.025828	1.125154	1.09952	0.025634	2.20568919	10.26114082	0.6719749	2.8175578	5.04223108
2/9/2012	0.033619	0.007774	0.025845	1.12445	1.098985	0.025465	2.20666265	10.26001835	0.6722728	2.8175144	5.04450846
2/10/2012	0.033608	0.007756	0.025852	1.123567	1.098295	0.025272	2.20763874	10.25896931	0.67257088	2.8174412	5.04678965
2/11/2012	0.033557	0.00803	0.025527	1.121189	1.096437	0.024753	2.20861316	10.25791931	0.6728605	2.8173101	5.04839706
2/12/2012	0.033461	0.007924	0.025536	1.117617	1.093741	0.023876	2.2095654	10.25675774	0.67314184	2.8170657	5.05082321
2/13/2012	0.033371	0.007841	0.02553	1.114482	1.0912	0.023282	2.21049285	10.2554245	0.67342293	2.8167021	5.05314255
2/14/2012	0.033343	0.0081	0.025243	1.112653	1.08934	0.023313	2.21141243	10.25393581	0.67369622	2.8162935	5.05465698
2/15/2012	0.033351	0.008012	0.025338	1.11185	1.088359	0.023491	2.21231461	10.25236034	0.67396438	2.8159022	5.05692863
2/16/2012	0.033374	0.008271	0.025103	1.11088	1.087096	0.023783	2.21320152	10.25074387	0.67422867	2.8155496	5.05836964
2/17/2012	0.033392	0.008152	0.02524	1.110003	1.086175	0.023829	2.21407509	10.24910736	0.67449015	2.8152249	5.06064749
2/18/2012	0.033391	0.008052	0.025339	1.108896	1.085107	0.023789	2.21493912	10.24746799	0.6747573	2.8149009	5.0628581
2/19/2012	0.033374	0.007968	0.025406	1.107526	1.083855	0.02367	2.21581197	10.24581051	0.67502815	2.8145645	5.06505442
2/20/2012	0.033341	0.007895	0.025446	1.105918	1.082423	0.023495	2.21669483	10.24411678	0.67530119	2.8142045	5.06724548
2/21/2012	0.03331	0.008142	0.025168	1.103775	1.080385	0.023389	2.21758413	10.24235249	0.67556781	2.813822	5.06872034
2/22/2012	0.03328	0.008032	0.025248	1.101913	1.078746	0.023166	2.2184608	10.24050808	0.67582911	2.8134134	5.07098341
2/23/2012	0.033268	0.008245	0.025023	1.100413	1.077314	0.023099	2.2193222	10.23860645	0.67608643	2.8129816	5.07247114
2/24/2012	0.03326	0.008468	0.024791	1.096718	1.073331	0.023387	2.22016931	10.23657036	0.67633194	2.8125682	5.07390261
2/25/2012	0.033267	0.008302	0.024965	1.095286	1.072049	0.023236	2.22098708	10.23442745	0.67657578	2.8121665	5.07616091
2/26/2012	0.033251	0.008163	0.025089	1.093625	1.070586	0.023038	2.22179365	10.23227882	0.67682683	2.8117368	5.07833004
2/27/2012	0.033226	0.008049	0.025176	1.091996	1.069119	0.022878	2.22261167	10.2301054	0.67708272	2.8112783	5.08046627
2/28/2012	0.033197	0.007959	0.025238	1.090512	1.067732	0.02278	2.22344398	10.22790241	0.67734188	2.8107994	5.0825839
2/29/2012	0.033198	0.008244	0.024954	1.088081	1.064829	0.023252	2.22428703	10.22562408	0.67759502	2.8103514	5.08386374
3/1/2012	0.03334	0.008516	0.024823	1.090416	1.066205	0.024211	2.22512317	10.22341251	0.67783743	2.81002	5.08515644
3/2/2012	0.033592	0.008813	0.024779	1.095286	1.06956	0.025726	2.22593999	10.2215519	0.67807525	2.8098896	5.08634949
3/3/2012	0.033908	0.009139	0.024769	1.100134	1.07252	0.027615	2.22674537	10.22015762	0.67831153	2.8100352	5.08744955
3/4/2012	0.034262	0.008977	0.025285	1.107242	1.078089	0.029153	2.22754836	10.2193718	0.67856032	2.8104582	5.08966398
3/5/2012	0.034567	0.008843	0.025724	1.113505	1.083321	0.030184	2.22838068	10.21930313	0.67883277	2.8110883	5.09188128
3/6/2012	0.034799	0.008721	0.026078	1.118293	1.087675	0.030619	2.22927237	10.21988678	0.67912453	2.8118355	5.09420633
3/7/2012	0.035002	0.008622	0.02638	1.12277	1.091858	0.030912	2.23022294	10.22104073	0.67943215	2.8126402	5.09661436
3/8/2012	0.035254	0.009016	0.026238	1.128091	1.096366	0.031725	2.23122644	10.22272873	0.67974311	2.8135328	5.09801245
3/9/2012	0.035632	0.008932	0.026699	1.137348	1.10405	0.033297	2.23225832	10.22507	0.68006164	2.8146174	5.10057116
3/10/2012	0.036034	0.008889	0.027145	1.147655	1.112714	0.03494	2.23332262	10.22822666	0.68040246	2.8159606	5.10311317
3/11/2012	0.03642	0.008862	0.027558	1.157818	1.121523	0.036294	2.23444724	10.2322464	0.68076426	2.8175447	5.10575533
3/12/2012	0.036863	0.009445	0.027419	1.168501	1.130428	0.038073	2.23563695	10.23713303	0.6811322	2.81938	5.10714674
3/13/2012	0.037301	0.009926	0.027375	1.177776	1.138365	0.03941	2.2368598	10.24285507	0.68149495	2.8214653	5.10884857
3/14/2012	0.037768	0.009745	0.028023	1.189162	1.148677	0.040485	2.23808479	10.24945164	0.68187255	2.8237424	5.11207342
3/15/2012	0.038178	0.010154	0.028024	1.199054	1.157968	0.041087	2.23934388	10.2569313	0.68226588	2.8261518	5.11402416
3/16/2012	0.038527	0.009909	0.028617	1.20774	1.166535	0.041205	2.24064612	10.26515961	0.68267351	2.8286157	5.11757231
3/17/2012	0.038795	0.0097	0.029095	1.215182	1.174176	0.041005	2.24199224	10.27399063	0.68310738	2.8310692	5.12114048
3/18/2012	0.039009	0.010036	0.028973	1.221393	1.180829	0.040564	2.24340534	10.28326511	0.68354928	2.8334672	5.12361097
3/19/2012	0.039197	0.009786	0.029411	1.227227	1.187088	0.040139	2.2448554	10.29284954	0.68399835	2.8357916	5.1275115
3/20/2012	0.039352	0.0101	0.029252	1.231993	1.192176	0.039817	2.24633121	10.30261612	0.68445367	2.8380523	5.13017702
3/21/2012	0.039516	0.009839	0.029677	1.23769	1.198085	0.039605	2.24782848	10.31250668	0.68491495	2.8402667	5.13421059
3/22/2012	0.039661	0.009634	0.030027	1.243613	1.204053	0.03956	2.24934745	10.32252121	0.685395	2.8424578	5.1381669
3/23/2012	0.03981	0.010005	0.029805	1.249381	1.209674	0.039708	2.25091314	10.33263016	0.68587738	2.8446546	5.14090633
3/24/2012	0.039965	0.009778	0.030187	1.255551	1.215723	0.039829	2.25249863	10.34282875	0.68636298	2.8468707	5.14506483
3/25/2012	0.040061	0.009583	0.030477	1.260634	1.220985	0.039649	2.25409818	10.35309696	0.68686473	2.8490796	5.14918089

Date	Lake TP (mg/L)	Lake DP (mg/L)	Lake OP (mg/L)	Lake TN (mg/L)	Lake DN (mg/L)	Lake ON (mg/L)	Porewater DP (mg/L)	Porewater DN (mg/L)	Sediment P (mg/g)	Sediment N (mg/g)	Sediment P flux (mg/m2/d)
3/26/2012	0.040113	0.009418	0.030694	1.264973	1.225648	0.039325	2.25573587	10.36336327	0.68737835	2.8512452	5.1533165
3/27/2012	0.040102	0.009268	0.030834	1.267942	1.229257	0.038685	2.25740886	10.37354279	0.68789995	2.8533301	5.15749979
3/28/2012	0.040013	0.009121	0.030893	1.26909	1.23145	0.03764	2.25910664	10.38350964	0.6884256	2.8552761	5.1617322
3/29/2012	0.039936	0.009007	0.030929	1.270817	1.233819	0.036998	2.2608192	10.39318752	0.68895274	2.8570833	5.16592121
3/30/2012	0.039867	0.009402	0.030464	1.271622	1.234917	0.036704	2.26253796	10.40252495	0.68946826	2.8588128	5.16895819
3/31/2012	0.039824	0.009237	0.030587	1.273518	1.23719	0.036328	2.26423359	10.41153431	0.68997449	2.8604865	5.17322779
4/1/2012	0.039764	0.009568	0.030196	1.27413	1.238116	0.036014	2.26590109	10.4202261	0.69047332	2.8621027	5.17629337
4/2/2012	0.039764	0.00938	0.030383	1.276707	1.240695	0.036012	2.26754451	10.42863274	0.69096643	2.8636918	5.18049383
4/3/2012	0.039758	0.009232	0.030526	1.279381	1.243317	0.036063	2.26917124	10.43684673	0.69146717	2.8652835	5.18456697
4/4/2012	0.039728	0.009107	0.030621	1.281563	1.245587	0.035976	2.27080917	10.44488144	0.69197309	2.8668706	5.18861103
4/5/2012	0.039662	0.008995	0.030667	1.282847	1.247201	0.035646	2.27246046	10.45271397	0.6924817	2.8684223	5.19265652
4/6/2012	0.039558	0.00889	0.030667	1.28315	1.248062	0.035088	2.27411938	10.46029568	0.6929906	2.8699005	5.19670153
4/7/2012	0.039399	0.008785	0.030614	1.282046	1.247839	0.034207	2.27577901	10.46755219	0.69349736	2.8712604	5.20074987
4/8/2012	0.039202	0.008683	0.030519	1.279943	1.246761	0.033182	2.27743101	10.4743948	0.69399959	2.8724644	5.2047739
4/9/2012	0.038988	0.008591	0.030397	1.27742	1.245205	0.032215	2.27906871	10.48076057	0.69449556	2.8735056	5.20874214
4/10/2012	0.038756	0.008505	0.03025	1.274358	1.243106	0.031252	2.28068686	10.48660278	0.69498408	2.8743894	5.21265125
4/11/2012	0.038523	0.008431	0.030092	1.27123	1.240795	0.030435	2.28228116	10.49189472	0.69546419	2.8751283	5.21647978
4/12/2012	0.038287	0.008364	0.029922	1.267883	1.238196	0.029687	2.28384924	10.49662971	0.69593543	2.8757401	5.22023058
4/13/2012	0.038041	0.008301	0.02974	1.264133	1.235198	0.028935	2.28538847	10.50080013	0.69639713	2.87623	5.22390652
4/14/2012	0.037796	0.008244	0.029552	1.26022	1.231969	0.028251	2.28689647	10.50440407	0.69684887	2.8766034	5.22749662
4/15/2012	0.037446	0.008737	0.028709	1.24432	1.215378	0.028942	2.28836751	10.50700092	0.69727409	2.8769774	5.2297411
4/16/2012	0.037473	0.009117	0.028356	1.244564	1.214527	0.030038	2.28977299	10.5088377	0.69766885	2.8774962	5.23209286
4/17/2012	0.037587	0.009435	0.028151	1.247298	1.216261	0.031036	2.29110289	10.51073456	0.69804943	2.8781841	5.2344141
4/18/2012	0.037688	0.009251	0.028437	1.249521	1.217844	0.031677	2.29238176	10.51283646	0.69843179	2.8790038	5.23777008
4/19/2012	0.037731	0.009516	0.028215	1.249464	1.21762	0.031844	2.29364729	10.51509094	0.69881529	2.8798876	5.24006557
4/20/2012	0.037776	0.009759	0.028018	1.247862	1.215702	0.03216	2.29490829	10.51737595	0.69918776	2.8808088	5.24240208
4/21/2012	0.037831	0.009495	0.028336	1.248284	1.216267	0.032018	2.29614496	10.51972485	0.69956285	2.8817425	5.24584484
4/22/2012	0.037821	0.009266	0.028555	1.247574	1.216016	0.031558	2.29738069	10.52218246	0.69995087	2.8826256	5.24920464
4/23/2012	0.037792	0.009079	0.028713	1.246887	1.215695	0.031192	2.29864264	10.52467632	0.70034766	2.88344	5.25252771
4/24/2012	0.037735	0.008922	0.028813	1.245793	1.215024	0.030768	2.29993105	10.52715778	0.70075017	2.8841891	5.25584507
4/25/2012	0.037669	0.009175	0.028494	1.244156	1.213782	0.030374	2.30123782	10.52956676	0.70114648	2.8848705	5.25826216
4/26/2012	0.037624	0.009373	0.02825	1.242717	1.212691	0.030026	2.30253506	10.53186798	0.70152801	2.8854907	5.26078272
4/27/2012	0.037565	0.009148	0.028417	1.240999	1.21139	0.029609	2.30379772	10.53404617	0.70190722	2.8860478	5.26419687
4/28/2012	0.037497	0.009352	0.028145	1.23833	1.208922	0.029408	2.30504346	10.53604412	0.70228326	2.886554	5.26658535
4/29/2012	0.037468	0.009509	0.027958	1.236959	1.207734	0.029225	2.30627656	10.53787041	0.70264727	2.8870282	5.26905394
4/30/2012	0.037431	0.009658	0.027773	1.233966	1.204741	0.029225	2.30747938	10.5395174	0.7030015	2.8874869	5.2714715
5/1/2012	0.035703	0.008933	0.02677	1.235154	1.206182	0.028971	2.40815258	9.270396233	0.70029032	2.886553	5.47703838
5/2/2012	0.034113	0.008356	0.025756	1.236159	1.207277	0.028882	2.4263072	8.353736877	0.69815218	2.8851843	5.49729586
5/3/2012	0.032663	0.007888	0.024775	1.237641	1.20881	0.028831	2.42646527	7.691446304	0.69630992	2.8835022	5.48014784
5/4/2012	0.031364	0.007547	0.023817	1.238796	1.2097	0.029097	2.42297173	7.212731361	0.69470447	2.8816073	5.45791435
5/5/2012	0.030208	0.006727	0.023481	1.24207	1.212553	0.029516	2.41904569	6.866506577	0.6933167	2.8795881	5.4373908
5/6/2012	0.029175	0.006655	0.02252	1.245745	1.215692	0.030054	2.41541529	6.615914822	0.69213122	2.877517	5.41974401
5/7/2012	0.02834	0.006722	0.021618	1.24714	1.21585	0.03129	2.41223073	6.434370518	0.6911276	2.8754647	5.40490294
5/8/2012	0.027711	0.006792	0.020919	1.253764	1.221253	0.032511	2.40949368	6.302707195	0.6902827	2.8735077	5.3925333
5/9/2012	0.027265	0.006244	0.021021	1.263932	1.229749	0.034183	2.40716815	6.207116127	0.68957686	2.8717096	5.38227701
5/10/2012	0.026899	0.005831	0.021067	1.275093	1.239301	0.035792	2.40521741	6.137650967	0.68899566	2.8701193	5.37382603
5/11/2012	0.026551	0.005504	0.021046	1.285616	1.248735	0.036881	2.40360999	6.087143421	0.68852592	2.8687506	5.3669281
5/12/2012	0.026181	0.005229	0.020952	1.294585	1.257272	0.037313	2.40231395	6.050410271	0.6881538	2.8675611	5.36136198
5/13/2012	0.025809	0.005	0.02081	1.302607	1.26517	0.037436	2.40129352	6.023682117	0.6878655	2.8664801	5.35692739
5/14/2012	0.025405	0.004794	0.020611	1.308951	1.271846	0.037105	2.40051198	6.004205704	0.68764776	2.8654392	5.35344267
5/15/2012	0.024977	0.004609	0.020368	1.31392	1.277403	0.036517	2.39993286	5.989961624	0.68748826	2.8643775	5.35074711
5/16/2012	0.024551	0.005081	0.019469	1.316819	1.281125	0.035694	2.39951825	5.979465961	0.68737388	2.8632436	5.34869051
5/17/2012	0.024187	0.004816	0.019371	1.320424	1.285259	0.035165	2.39922905	5.971628666	0.68729204	2.8620107	5.34713221
5/18/2012	0.023764	0.004573	0.019191	1.322273	1.287988	0.034285	2.39903212	5.965653896	0.68723488	2.8606715	5.34595585
5/19/2012	0.023295	0.00435	0.018945	1.322627	1.289415	0.033212	2.39890528	5.960961819	0.68719733	2.8592074	5.34507799
5/20/2012	0.022792	0.004144	0.018648	1.321763	1.289697	0.032066	2.39883137	5.957121849	0.6871742	2.8575907	5.34443235
5/21/2012	0.0223	0.004531	0.017769	1.316873	1.285877	0.030996	2.39879227	5.953813076	0.68715888	2.8558056	5.34395599
5/22/2012	0.021838	0.004256	0.017582	1.314747	1.28473	0.030017	2.39876747	5.950800419	0.68714446	2.853853	5.34358501
5/23/2012	0.021346	0.004012	0.017333	1.311681	1.282681	0.028999	2.39873934	5.947914124	0.68712759	2.8517396	5.34326553
5/24/2012	0.020809	0.003786	0.017023	1.307237	1.279426	0.027811	2.39869857	5.945034504	0.68710703	2.8494635	5.34296513
5/25/2012	0.020281	0.004045	0.016236	1.301647	1.274969	0.026678	2.39863777	5.942071438	0.68707961	2.8470151	5.34265804
5/26/2012	0.019907	0.004362	0.015545	1.291562	1.26509	0.026472	2.39854479	5.93896246	0.68704009	2.8444164	5.34230947
5/27/2012	0.019605	0.004562	0.015043	1.287684	1.261396	0.026288	2.39840388	5.93568182	0.68698418	2.8417284	5.34187746
5/28/2012	0.019281	0.004215	0.015067	1.283875	1.258062	0.025813	2.39820623	5.932233334	0.6869114	2.8389893	5.34133768
5/29/2012	0.018948	0.003928	0.01502	1.280026	1.254604	0.025421	2.39795303	5.928628922	0.68682486	2.8361969	5.34068966
5/30/2012	0.018612	0.003692	0.01492	1.276107	1.251026	0.025081	2.39765334	5.924877167	0.6867277	2.8333488	5.33995104
5/31/2012	0.018375	0.004023	0.014352	1.270329	1.24507	0.025259	2.39731407	5.920986652	0.68662035	2.8304639	5.33913469
6/1/2012	0.018963	0.004298	0.014665	1.267379	1.236965	0.030414	4.09493208	6.761535168	0.67339271	2.819865	9.22301197

Date	Lake TP (mg/L)	Lake DP (mg/L)	Lake OP (mg/L)	Lake TN (mg/L)	Lake DN (mg/L)	Lake ON (mg/L)	Porewater DP (mg/L)	Porewater DN (mg/L)	Sediment P (mg/g)	Sediment N (mg/g)	Sediment P flux (mg/m2/d)
6/2/2012	0.019451	0.003984	0.015467	1.267578	1.233574	0.034004	4.43352127	7.357079983	0.66695321	2.8097901	9.97835732
6/3/2012	0.019809	0.0037	0.016109	1.2652	1.228981	0.036219	4.48324966	7.778169632	0.66216236	2.8002055	10.0725908
6/4/2012	0.020109	0.003462	0.016647	1.261984	1.22418	0.037804	4.47242641	8.075078964	0.65793347	2.7910357	10.0313759
6/5/2012	0.020353	0.00326	0.017092	1.257985	1.219119	0.038866	4.44983435	8.283603668	0.65403575	2.7822008	9.96643162
6/6/2012	0.020511	0.003075	0.017436	1.252487	1.213233	0.039254	4.42592335	8.429216385	0.65041518	2.773628	9.9012022
6/7/2012	0.020593	0.002904	0.017689	1.245732	1.206596	0.039137	4.40292978	8.530032158	0.64705169	2.7652495	9.84030914
6/8/2012	0.02063	0.002754	0.017876	1.238432	1.199626	0.038806	4.38130474	8.598921776	0.6439299	2.7570069	9.78435612
6/9/2012	0.02047	0.002563	0.017907	1.226931	1.189789	0.037142	4.36109686	8.645023346	0.64103371	2.7488446	9.73309994
6/10/2012	0.020226	0.002377	0.017848	1.214007	1.178815	0.035192	4.34225273	8.674809456	0.6383462	2.7407019	9.68613243
6/11/2012	0.019933	0.002206	0.017727	1.200497	1.167245	0.033252	4.32468891	8.692852974	0.63584977	2.7325263	9.64302826
6/12/2012	0.019714	0.002091	0.017624	1.189219	1.157022	0.032197	4.30831003	8.702390671	0.63352716	2.7242923	9.60337925
6/13/2012	0.019492	0.001993	0.017499	1.178167	1.146883	0.031284	4.29301691	8.70571804	0.6313616	2.7160008	9.56680775
6/14/2012	0.019232	0.001896	0.017336	1.166447	1.136231	0.030216	4.27871227	8.704481125	0.62933725	2.7076607	9.53296661
6/15/2012	0.019015	0.001829	0.017186	1.155995	1.126383	0.029611	4.2652998	8.699859619	0.62743914	2.6992791	9.50153637
6/16/2012	0.018787	0.001767	0.01702	1.1454	1.116426	0.028974	4.25269079	8.692706108	0.62565356	2.6908662	9.47223663
6/17/2012	0.018603	0.002038	0.016565	1.131173	1.10252	0.028653	4.24079847	8.683636665	0.62396759	2.6824343	9.44480419
6/18/2012	0.018367	0.001921	0.016446	1.120333	1.092438	0.027895	4.22954512	8.673102379	0.62236929	2.6739912	9.41901016
6/19/2012	0.018103	0.001812	0.016291	1.109027	1.081999	0.027028	4.21885443	8.661427498	0.62084818	2.6655357	9.39463997
6/20/2012	0.017865	0.001729	0.016135	1.098511	1.072061	0.02645	4.20866299	8.648842812	0.61939496	2.657064	9.37151718
6/21/2012	0.017622	0.001656	0.015965	1.088009	1.062124	0.025885	4.19891071	8.635516167	0.61800134	2.6485777	9.34947872
6/22/2012	0.01739	0.001597	0.015792	1.077869	1.05243	0.025438	4.18954468	8.621569633	0.61665988	2.6400816	9.32838345
6/23/2012	0.017172	0.00155	0.015622	1.068149	1.043037	0.025112	4.1805172	8.607094765	0.6153639	2.6315818	9.30810738
6/24/2012	0.01698	0.001517	0.015463	1.059085	1.034124	0.024961	4.17178631	8.592167854	0.61410749	2.6230857	9.28854084
6/25/2012	0.016783	0.001485	0.015298	1.049916	1.025182	0.024734	4.16331339	8.57684803	0.61288548	2.6146011	9.26958847
6/26/2012	0.016593	0.001458	0.015135	1.040926	1.016397	0.024528	4.15506601	8.561183929	0.61169326	2.606133	9.25116634
6/27/2012	0.016384	0.001425	0.014959	1.031476	1.007326	0.02415	4.14701271	8.545215607	0.6105268	2.597682	9.23319912
6/28/2012	0.016163	0.00139	0.014774	1.021787	0.998096	0.02369	4.13912868	8.528970718	0.60938251	2.5892453	9.21562576
6/29/2012	0.015947	0.001359	0.014589	1.012236	0.988964	0.023272	4.13139009	8.512470245	0.60825723	2.5808187	9.19838715
6/30/2012	0.015762	0.00155	0.014211	1.002771	0.979742	0.023029	4.12377548	8.495725632	0.60714805	2.5724008	9.18143272
7/1/2012	0.015603	0.001499	0.014104	0.994438	0.9715	0.022938	4.11626673	8.478749275	0.60605234	2.5639958	9.16472054
7/2/2012	0.015415	0.001444	0.013971	0.985414	0.962818	0.022596	4.10884666	8.461553574	0.60496801	2.555608	9.14820862
7/3/2012	0.01522	0.001393	0.013827	0.976305	0.954087	0.022218	4.10150242	8.444151878	0.60389346	2.5472362	9.13186836
7/4/2012	0.015068	0.001364	0.013704	0.968308	0.946146	0.022162	4.09422255	8.426551819	0.60282731	2.5388799	9.11567211
7/5/2012	0.014857	0.001317	0.013541	0.958864	0.937231	0.021632	4.08699751	8.408761978	0.60176826	2.5305395	9.09959793
7/6/2012	0.014704	0.001295	0.013409	0.950937	0.929374	0.021563	4.07982016	8.390790939	0.60071516	2.5222144	9.08363056
7/7/2012	0.014571	0.001282	0.013289	0.943491	0.921901	0.021589	4.07268238	8.372644424	0.59966713	2.5139081	9.06774998
7/8/2012	0.014412	0.001449	0.012963	0.935049	0.91372	0.021329	4.06557751	8.35433197	0.59862322	2.5056262	9.05194187
7/9/2012	0.014207	0.001372	0.012835	0.92562	0.904917	0.020703	4.05849934	8.335864067	0.59758246	2.4973643	9.03619194
7/10/2012	0.014062	0.001328	0.012734	0.91783	0.897244	0.020586	4.05144262	8.317243576	0.59654427	2.4891157	9.02048874
7/11/2012	0.013916	0.00129	0.012626	0.91006	0.889621	0.020438	4.04440212	8.298470497	0.59550816	2.4808817	9.00481987
7/12/2012	0.013777	0.001259	0.012519	0.902502	0.88218	0.020322	4.03737688	8.279551506	0.5944739	2.472667	8.98918438
7/13/2012	0.013604	0.001219	0.012385	0.894116	0.874183	0.019933	4.03036356	8.260492325	0.59344113	2.4644721	8.97357368
7/14/2012	0.013532	0.001435	0.012096	0.886333	0.86615	0.020183	4.02335978	8.241298676	0.59240949	2.4562986	8.95798397
7/15/2012	0.013403	0.001546	0.011857	0.878683	0.858746	0.019936	4.01636267	8.221980095	0.59137839	2.4481514	8.94240761
7/16/2012	0.013281	0.001458	0.011823	0.871304	0.851568	0.019736	4.0093689	8.202544212	0.59034741	2.4400306	8.92683792
7/17/2012	0.013173	0.00139	0.011783	0.86442	0.844762	0.019658	4.00237703	8.182998657	0.58931661	2.4319339	8.9112711
7/18/2012	0.013035	0.001323	0.011712	0.856861	0.837508	0.019353	3.99538612	8.163348198	0.5882861	2.4238605	8.89570618
7/19/2012	0.013164	0.001674	0.01149	0.849761	0.829075	0.020686	3.9883976	8.143600464	0.5872559	2.4158208	8.88014507
7/20/2012	0.013174	0.001811	0.011363	0.845543	0.824454	0.021089	3.98141074	8.123776436	0.58622569	2.4078391	8.86458778
7/21/2012	0.013154	0.0017	0.011454	0.840635	0.819448	0.021187	3.97442389	8.103904724	0.58519554	2.399924	8.84902954
7/22/2012	0.013081	0.001593	0.011488	0.83459	0.813675	0.020914	3.96743846	8.08400631	0.58416581	2.3920648	8.83347511
7/23/2012	0.013058	0.001722	0.011336	0.829842	0.808815	0.021027	3.96045661	8.06408596	0.5831368	2.3842492	8.81792736
7/24/2012	0.01315	0.001944	0.011207	0.823446	0.801771	0.021675	3.95347881	8.044146538	0.58210838	2.3764782	8.80238914
7/25/2012	0.013162	0.002023	0.011139	0.819226	0.797452	0.021774	3.94650459	8.024194717	0.58108044	2.3687599	8.78685856
7/26/2012	0.013184	0.002098	0.011086	0.814637	0.792768	0.021868	3.93953371	8.004236221	0.58005291	2.3610938	8.7713356
7/27/2012	0.013231	0.002177	0.011054	0.810509	0.788416	0.022093	3.93256593	7.984278202	0.57902598	2.353476	8.75581932
7/28/2012	0.013263	0.002011	0.011251	0.807221	0.784971	0.02225	3.92560315	7.964321613	0.57799989	2.345906	8.74031448
7/29/2012	0.013277	0.001874	0.011403	0.803793	0.781471	0.022322	3.91864729	7.944369316	0.57697523	2.3383825	8.72482491
7/30/2012	0.013282	0.001969	0.011313	0.800031	0.777719	0.022312	3.91170144	7.924421787	0.57595247	2.3309016	8.70935726
7/31/2012	0.013352	0.002121	0.011232	0.794738	0.772147	0.022591	3.90476775	7.90447855	0.5749315	2.3234618	8.69391823
8/1/2012	0.013363	0.001962	0.011401	0.791454	0.76889	0.022564	3.89784598	7.884538174	0.57391238	2.3160632	8.67850494
8/2/2012	0.013354	0.001829	0.011526	0.787965	0.765504	0.022462	3.89093781	7.864600182	0.57289547	2.3087027	8.66312313
8/3/2012	0.013339	0.00172	0.011619	0.78458	0.762199	0.022381	3.88404512	7.844662666	0.57188112	2.3013749	8.6477766
8/4/2012	0.01332	0.001632	0.011688	0.781292	0.758974	0.022317	3.87717009	7.824718952	0.57086962	2.2940762	8.63246918
8/5/2012	0.013333	0.001808	0.011526	0.776877	0.754486	0.02239	3.87031388	7.804766178	0.56986088	2.2868063	8.61720371
8/6/2012	0.013315	0.001702	0.011613	0.773677	0.751379	0.022298	3.8634758	7.784801006	0.56885475	2.2795658	8.60197926
8/7/2012	0.013281	0.001612	0.011669	0.77028	0.748136	0.022144	3.8566556	7.76482296	0.56785119	2.2723529	8.58679485
8/8/2012	0.013237	0.001535	0.011701	0.766799	0.744831	0.021968	3.84985304	7.744828701	0.56685036	2.2651641	8.57165051

Date	Lake TP (mg/L)	Lake DP (mg/L)	Lake OP (mg/L)	Lake TN (mg/L)	Lake DN (mg/L)	Lake ON (mg/L)	Porewater DP (mg/L)	Porewater DN (mg/L)	Sediment P (mg/g)	Sediment N (mg/g)	Sediment P flux (mg/m2/d)
8/9/2012	0.013234	0.001702	0.011531	0.763801	0.74174	0.022061	3.84306884	7.724816799	0.56585211	2.2579982	8.55654621
8/10/2012	0.013293	0.001903	0.01139	0.759641	0.737253	0.022389	3.83630109	7.704785824	0.56485605	2.2508614	8.54147911
8/11/2012	0.013289	0.001782	0.011507	0.757053	0.734703	0.02235	3.82954764	7.684743404	0.56386197	2.2437599	8.52644444
8/12/2012	0.013268	0.001679	0.011588	0.754243	0.732004	0.022239	3.8228085	7.664694786	0.56286997	2.2366924	8.51144028
8/13/2012	0.013241	0.001801	0.01144	0.750696	0.728631	0.022065	3.81608391	7.64464426	0.56188017	2.2296536	8.4964695
8/14/2012	0.013235	0.001912	0.011324	0.747299	0.725294	0.022006	3.80937314	7.62458992	0.56089234	2.2226393	8.48152924
8/15/2012	0.013205	0.001778	0.011427	0.7443	0.722468	0.021832	3.80267549	7.604528904	0.5599063	2.2156475	8.46661758
8/16/2012	0.013215	0.001686	0.011529	0.742578	0.720561	0.022017	3.79599094	7.584459782	0.55892223	2.2086792	8.4517355
8/17/2012	0.013244	0.001857	0.011387	0.7393	0.71711	0.02219	3.78931999	7.564385414	0.55794024	2.2017398	8.43688297
8/18/2012	0.013248	0.001747	0.011501	0.737438	0.715191	0.022247	3.78266287	7.544310093	0.55696034	2.1948342	8.42206192
8/19/2012	0.013243	0.001657	0.011586	0.735513	0.713248	0.022265	3.77602029	7.524240971	0.55598265	2.187963	8.40727329
8/20/2012	0.013226	0.00158	0.011646	0.733436	0.71121	0.022225	3.76939321	7.504183292	0.5550074	2.181124	8.392519
8/21/2012	0.013206	0.001518	0.011688	0.731416	0.709222	0.022194	3.76278257	7.484139442	0.55403477	2.1743147	8.3778019
8/22/2012	0.013169	0.001462	0.011708	0.729058	0.706996	0.022062	3.75618982	7.464109898	0.55306482	2.1675327	8.36312389
8/23/2012	0.013121	0.001412	0.011709	0.726487	0.70461	0.021876	3.74961495	7.44409132	0.55209756	2.160774	8.3484869
8/24/2012	0.01305	0.001363	0.011687	0.723421	0.701853	0.021568	3.7430582	7.424080372	0.55113286	2.1540337	8.33388901
8/25/2012	0.012966	0.001319	0.011648	0.720092	0.698876	0.021216	3.73651838	7.404069901	0.5501706	2.147306	8.31933022
8/26/2012	0.0129	0.001287	0.011613	0.717301	0.696256	0.021045	3.72999525	7.384051323	0.54921061	2.1405871	8.30480766
8/27/2012	0.012885	0.001516	0.011368	0.712706	0.691656	0.021051	3.72348642	7.364018917	0.54825264	2.1338794	8.29031754
8/28/2012	0.012826	0.001446	0.01138	0.709925	0.689064	0.020861	3.71699095	7.343970776	0.54729629	2.1271868	8.27585697
8/29/2012	0.012763	0.001387	0.011376	0.707146	0.686463	0.020683	3.71050668	7.323908329	0.54634142	2.1205099	8.2614212
8/30/2012	0.012679	0.001331	0.011348	0.703873	0.683492	0.020381	3.7040329	7.303832054	0.54538816	2.1138463	8.24700737
8/31/2012	0.012582	0.00128	0.011301	0.700336	0.680303	0.020034	3.69756985	7.28374052	0.54443645	2.1071925	8.23261833
9/1/2012	0.012499	0.001243	0.011256	0.697245	0.677405	0.01984	3.69111729	7.263629913	0.54348624	2.1005459	8.21825218
9/2/2012	0.01246	0.001431	0.01103	0.69378	0.673919	0.019862	3.68467426	7.243498325	0.54253733	2.0939088	8.20390701
9/3/2012	0.01243	0.001379	0.011051	0.691868	0.671895	0.019973	3.67823958	7.223348618	0.54158944	2.0872884	8.18958092
9/4/2012	0.012342	0.001316	0.011026	0.688491	0.668834	0.019657	3.6718123	7.203186989	0.54064262	2.0806885	8.17527008
9/5/2012	0.012341	0.001524	0.010817	0.684374	0.664579	0.019795	3.66539216	7.183020592	0.53969675	2.0741084	8.16097546
9/6/2012	0.012323	0.001455	0.010867	0.682699	0.662778	0.019921	3.65897822	7.162853718	0.53875172	2.0675519	8.14669418
9/7/2012	0.01228	0.001574	0.010706	0.679982	0.660174	0.019808	3.65257001	7.142695427	0.53780746	2.0610228	8.13242531
9/8/2012	0.012284	0.001694	0.01059	0.678528	0.658528	0.02	3.64616704	7.122552395	0.53686392	2.0545213	8.11816788
9/9/2012	0.012285	0.001596	0.010689	0.677154	0.657017	0.020137	3.6397686	7.102432251	0.53592098	2.0480506	8.10392094
9/10/2012	0.012243	0.001503	0.01074	0.67479	0.654815	0.019975	3.63337517	7.082341194	0.53497899	2.0416114	8.08968449
9/11/2012	0.012203	0.001428	0.010775	0.672612	0.652737	0.019874	3.62698889	7.062282562	0.53403831	2.0351989	8.07546425
9/12/2012	0.01215	0.001364	0.010787	0.670204	0.65049	0.019714	3.62061167	7.042256355	0.53309911	2.0288084	8.06126404
9/13/2012	0.012082	0.001305	0.010777	0.667483	0.648005	0.019478	3.61424446	7.022257805	0.53216153	2.0224357	8.04708576
9/14/2012	0.012065	0.001482	0.010582	0.664127	0.64464	0.019487	3.60788774	7.002283096	0.53122544	2.0160792	8.03293228
9/15/2012	0.012023	0.001408	0.010615	0.661991	0.642584	0.019407	3.6015408	6.982328892	0.53029066	2.0097404	8.01879978
9/16/2012	0.011979	0.001347	0.010633	0.659921	0.640577	0.019344	3.59520292	6.962394238	0.52935719	2.0034206	8.00468731
9/17/2012	0.011924	0.001293	0.010632	0.65761	0.638398	0.019212	3.58887434	6.942479134	0.52842522	1.9971199	7.99059629
9/18/2012	0.011876	0.00143	0.010446	0.654831	0.635752	0.019079	3.58255553	6.922584057	0.52749467	1.9908371	7.97652674
9/19/2012	0.011865	0.001373	0.010492	0.653592	0.634346	0.019246	3.57624602	6.902709484	0.52656537	1.9845734	7.96247816
9/20/2012	0.011765	0.001296	0.01047	0.650043	0.631286	0.018757	3.56994534	6.882855415	0.52563733	1.9783288	7.94844913
9/21/2012	0.011709	0.001247	0.010462	0.647772	0.629105	0.018667	3.56365347	6.863020897	0.52471066	1.9720985	7.93443918
9/22/2012	0.01177	0.001471	0.010299	0.646914	0.627634	0.01928	3.55737042	6.843205452	0.52378535	1.9658864	7.92044973
9/23/2012	0.011768	0.001406	0.010362	0.645826	0.626422	0.019405	3.5510962	6.823416233	0.52286124	1.9597061	7.90647936
9/24/2012	0.011713	0.001336	0.010377	0.643434	0.624281	0.019153	3.54483104	6.803663731	0.52193844	1.9535599	7.89252949
9/25/2012	0.011654	0.001278	0.010377	0.641043	0.622117	0.018926	3.53857493	6.783953667	0.52101707	1.9474386	7.87859964
9/26/2012	0.011657	0.001251	0.010405	0.640361	0.621182	0.019179	3.53232861	6.764284611	0.52009732	1.9413383	7.86469126
9/27/2012	0.011673	0.001235	0.010437	0.640052	0.620565	0.019487	3.52609324	6.744657516	0.51917928	1.9352654	7.85080814
9/28/2012	0.01163	0.001202	0.010428	0.638183	0.618857	0.019326	3.5198698	6.725077629	0.51826304	1.9292247	7.83695126
9/29/2012	0.011573	0.00117	0.010403	0.635984	0.616893	0.01909	3.51365829	6.70554781	0.51734865	1.9232107	7.82312107
9/30/2012	0.011556	0.001157	0.010399	0.634888	0.615714	0.019174	3.50745916	6.686066628	0.51643604	1.9172176	7.80931854
10/1/2012	0.089559	0.030318	0.059241	0.949517	0.930258	0.019259	2.52344823	6.843194008	0.52184725	1.9150879	5.71953487
10/2/2012	0.088577	0.026033	0.062544	0.940696	0.921557	0.019138	2.23940802	6.989774704	0.52401805	1.9130205	5.07774353
10/3/2012	0.087391	0.02245	0.064941	0.932361	0.913267	0.019094	2.15858436	7.115666866	0.52512401	1.9110041	4.90054464
10/4/2012	0.08611	0.019506	0.066603	0.924744	0.905551	0.019193	2.1368928	7.223619938	0.52594882	1.9090402	4.85753345
10/5/2012	0.084755	0.017091	0.067663	0.916425	0.897421	0.019003	2.13249207	7.315994263	0.52670926	1.9071165	4.85297823
10/6/2012	0.083368	0.015119	0.068249	0.908234	0.88943	0.018804	2.13320065	7.394820213	0.52745974	1.9052154	4.859128
10/7/2012	0.081985	0.013519	0.068465	0.90102	0.882171	0.018849	2.13544869	7.461902142	0.52820969	1.9033414	4.86795616
10/8/2012	0.080593	0.012209	0.068384	0.893404	0.874693	0.018711	2.13817024	7.518797398	0.52895671	1.901493	4.87720537
10/9/2012	0.079203	0.011136	0.068068	0.885477	0.867039	0.018438	2.14103198	7.566824913	0.52969599	1.8996536	4.88623285
10/10/2012	0.0778	0.010418	0.067382	0.878676	0.859946	0.01873	2.14391899	7.607158661	0.53042066	1.8978374	4.89450264
10/11/2012	0.076486	0.009688	0.066798	0.872057	0.853329	0.018728	2.1467762	7.64084959	0.53112775	1.8960527	4.90273094
10/12/2012	0.075194	0.009089	0.066105	0.865139	0.84655	0.018589	2.14957809	7.668781281	0.53181738	1.8942796	4.91053343
10/13/2012	0.073961	0.008765	0.065196	0.860061	0.841044	0.019017	2.15231824	7.691753387	0.53248554	1.8925335	4.91756344
10/14/2012	0.072796	0.008367	0.064429	0.855747	0.83623	0.019517	2.15498304	7.710499763	0.53313148	1.8908385	4.92458963
10/15/2012	0.071602	0.008215	0.063388	0.851128	0.830977	0.020151	2.1575644	7.725606918	0.53375363	1.8892014	4.930861

Date	Lake TP (mg/L)	Lake DP (mg/L)	Lake OP (mg/L)	Lake TN (mg/L)	Lake DN (mg/L)	Lake ON (mg/L)	Porewater DP (mg/L)	Porewater DN (mg/L)	Sediment P (mg/g)	Sediment N (mg/g)	Sediment P flux (mg/m2/d)
10/16/2012	0.070534	0.007928	0.062606	0.847499	0.826843	0.020655	2.16005588	7.737600327	0.53435189	1.8876208	4.93723392
10/17/2012	0.069508	0.007699	0.061809	0.844165	0.823004	0.021161	2.16245532	7.746962547	0.53492939	1.8860904	4.94326353
10/18/2012	0.068323	0.007735	0.060588	0.839255	0.817221	0.022034	2.16476893	7.754004478	0.53548068	1.8846239	4.94848919
10/19/2012	0.067373	0.007743	0.05963	0.836733	0.813972	0.022761	2.16698551	7.759084225	0.53600383	1.8832293	4.95355511
10/20/2012	0.066503	0.007771	0.058731	0.83527	0.811639	0.023631	2.16909885	7.762615681	0.53650308	1.8819056	4.95833921
10/21/2012	0.06569	0.007597	0.058093	0.83361	0.809418	0.024192	2.17111492	7.764871597	0.53698242	1.8806454	4.96336412
10/22/2012	0.064931	0.007468	0.057463	0.83293	0.807971	0.02496	2.17304635	7.766079426	0.53744519	1.8794439	4.96809053
10/23/2012	0.064271	0.007654	0.056617	0.835584	0.808875	0.026708	2.17491055	7.766529083	0.53788871	1.8783486	4.97194052
10/24/2012	0.063698	0.007846	0.055851	0.839713	0.81105	0.028663	2.1767056	7.766514778	0.53831148	1.8774072	4.97561884
10/25/2012	0.063149	0.007729	0.05542	0.842817	0.812772	0.030045	2.17842126	7.766199589	0.5387187	1.8766041	4.97982407
10/26/2012	0.062544	0.007878	0.054665	0.844124	0.813065	0.031059	2.18006802	7.76561594	0.53911054	1.8759006	4.98325872
10/27/2012	0.062024	0.007744	0.054279	0.845803	0.814017	0.031786	2.18165112	7.764814854	0.53948754	1.8752699	4.98719788
10/28/2012	0.061492	0.007621	0.053871	0.846138	0.814083	0.032055	2.1831727	7.763845444	0.53985405	1.8746812	4.99097109
10/29/2012	0.060989	0.007526	0.053463	0.846766	0.814386	0.032379	2.18464637	7.762722492	0.54020977	1.8741181	4.99457026
10/30/2012	0.060492	0.007443	0.05305	0.846799	0.814299	0.0325	2.18607593	7.761472702	0.54055458	1.8735745	4.99804115
10/31/2012	0.059999	0.007368	0.052631	0.846211	0.813782	0.032429	2.18746185	7.760090351	0.54088843	1.8730341	5.00139189
11/1/2012	0.059447	0.007237	0.05221	0.84555	0.813199	0.03235	1.90208685	7.645377636	0.54299694	1.873194	4.34700918
11/2/2012	0.058817	0.00704	0.051776	0.844924	0.812621	0.032302	1.81993973	7.545338154	0.54395968	1.8733096	4.15900421
11/3/2012	0.058188	0.006859	0.051329	0.844606	0.812247	0.032358	1.79708838	7.458088398	0.54457951	1.8733916	4.10699701
11/4/2012	0.057551	0.006694	0.050857	0.843439	0.811264	0.032174	1.79151893	7.381964684	0.54509044	1.8734388	4.09459782
11/5/2012	0.056931	0.006557	0.050374	0.842152	0.810172	0.03198	1.79096627	7.31550312	0.54556048	1.8734449	4.09364462
11/6/2012	0.056317	0.006438	0.049879	0.840283	0.808641	0.031642	1.79184973	7.257431507	0.54600936	1.873407	4.09594488
11/7/2012	0.055719	0.006552	0.049167	0.83852	0.807039	0.031481	1.79312515	7.206641674	0.54644006	1.8733294	4.09860945
11/8/2012	0.055172	0.006441	0.048731	0.83722	0.805867	0.031354	1.79447961	7.162201405	0.54685509	1.8732232	4.10197163
11/9/2012	0.05463	0.006344	0.048286	0.835409	0.804317	0.031091	1.79582083	7.123287678	0.54725838	1.8730865	4.10526991
11/10/2012	0.054111	0.006267	0.047844	0.833723	0.802835	0.030888	1.79713225	7.089169979	0.54764992	1.8729181	4.10845566
11/11/2012	0.053613	0.006205	0.047408	0.832087	0.801371	0.030716	1.79840887	7.059226036	0.5480299	1.8727236	4.11152697
11/12/2012	0.05306	0.006399	0.046662	0.829541	0.798686	0.030855	1.79965055	7.032871723	0.5483945	1.8725181	4.1139307
11/13/2012	0.052627	0.006519	0.046108	0.82836	0.797554	0.030806	1.80084968	7.009656906	0.54874241	1.8723079	4.11640644
11/14/2012	0.052228	0.006423	0.045806	0.827703	0.796807	0.030897	1.80199671	6.989247799	0.54907924	1.8720921	4.1192584
11/15/2012	0.051848	0.006346	0.045501	0.827176	0.796164	0.031012	1.8031013	6.971302032	0.54940802	1.8718785	4.12196684
11/16/2012	0.051473	0.006281	0.045192	0.826301	0.795287	0.031014	1.8041755	6.95550108	0.54972869	1.8716642	4.12458181
11/17/2012	0.05111	0.006227	0.044883	0.825372	0.794376	0.030996	1.80522227	6.941560268	0.55004114	1.8714443	4.12710619
11/18/2012	0.050749	0.006178	0.044571	0.823988	0.793142	0.030846	1.80624223	6.929224968	0.55034536	1.8712137	4.12955904
11/19/2012	0.050412	0.006143	0.044269	0.82299	0.792175	0.030815	1.80723596	6.918283463	0.55064148	1.870972	4.13191938
11/20/2012	0.050077	0.006109	0.043968	0.821608	0.790935	0.030673	1.8082037	6.908553123	0.55092961	1.8707204	4.13421631
11/21/2012	0.049764	0.006086	0.043678	0.820545	0.789915	0.03063	1.80914581	6.89987278	0.55120993	1.8704586	4.13643074
11/22/2012	0.049452	0.006063	0.04339	0.819103	0.788625	0.030478	1.81006277	6.892102242	0.55148262	1.8701867	4.13858843
11/23/2012	0.049142	0.006039	0.043104	0.817306	0.787074	0.030233	1.81095457	6.885099411	0.55174774	1.8698968	4.1406889
11/24/2012	0.048838	0.006016	0.042821	0.81531	0.785363	0.029948	1.8118217	6.878743172	0.55200541	1.8695837	4.14272976
11/25/2012	0.04856	0.006005	0.042555	0.81387	0.784029	0.029841	1.81266475	6.872949123	0.55225587	1.8692535	4.14469099
11/26/2012	0.04829	0.005994	0.042296	0.81234	0.782628	0.029712	1.81348479	6.867650986	0.55249941	1.8689127	4.14659739
11/27/2012	0.048028	0.005983	0.042044	0.810726	0.781162	0.029564	1.81428218	6.862775326	0.55273622	1.8685597	4.1484499
11/28/2012	0.047767	0.005971	0.041796	0.808828	0.779486	0.029342	1.81505752	6.858252525	0.55296642	1.868191	4.15025663
11/29/2012	0.047522	0.005963	0.041558	0.807139	0.777947	0.029192	1.81581116	6.854027748	0.55319023	1.8678067	4.15200329
11/30/2012	0.047307	0.005966	0.041341	0.806185	0.776927	0.029258	1.81654465	6.850082874	0.55340803	1.8674185	4.15368032
12/1/2012	0.045494	0.005958	0.039536	0.800348	0.7753	0.025048	1.81840682	6.846821785	0.55461973	1.8690655	4.15797186
12/2/2012	0.043838	0.006141	0.037697	0.795869	0.773797	0.022073	1.8216368	6.844456673	0.55572957	1.8701239	4.16496038
12/3/2012	0.042328	0.006107	0.036221	0.792376	0.772438	0.019939	1.82506013	6.842662334	0.55675256	1.8707639	4.17289305
12/4/2012	0.040927	0.00629	0.034637	0.789055	0.770514	0.018541	1.82835174	6.841196537	0.55769718	1.871115	4.18002415
12/5/2012	0.039662	0.006229	0.033433	0.786492	0.769136	0.017356	1.83143151	6.839907169	0.5585708	1.8712549	4.18722868
12/6/2012	0.038494	0.00618	0.032314	0.784225	0.767742	0.016484	1.83429253	6.83870697	0.55938536	1.871227	4.1939044
12/7/2012	0.037424	0.006331	0.031093	0.782173	0.766283	0.015891	1.83695698	6.837520123	0.56014043	1.8710799	4.19967127
12/8/2012	0.036452	0.006451	0.030001	0.780332	0.764898	0.015434	1.83943081	6.836300373	0.56083679	1.8708476	4.20507145
12/9/2012	0.035573	0.006557	0.029016	0.778776	0.763606	0.015171	1.84171844	6.835025787	0.56148046	1.870557	4.21007633
12/10/2012	0.034772	0.006455	0.028317	0.777519	0.762539	0.01498	1.84383488	6.833694935	0.5620814	1.8702298	4.21516466
12/11/2012	0.034015	0.006368	0.027647	0.775871	0.761155	0.014716	1.84580612	6.832295418	0.5626474	1.8698663	4.21988726
12/12/2012	0.033298	0.006292	0.027006	0.77386	0.759462	0.014397	1.84765565	6.830795765	0.56317997	1.8694559	4.22430563
12/13/2012	0.032654	0.006238	0.026416	0.772582	0.75825	0.014332	1.84939504	6.829197884	0.56368107	1.869015	4.22841883
12/14/2012	0.032064	0.006197	0.025867	0.771485	0.757164	0.014321	1.85103273	6.827527523	0.56415308	1.8685684	4.23227024
12/15/2012	0.031536	0.006373	0.025162	0.770462	0.755958	0.014504	1.8525753	6.825796604	0.56459314	1.8681365	4.23540497
12/16/2012	0.031077	0.006541	0.024536	0.769607	0.754773	0.014834	1.85401893	6.824021816	0.56499934	1.8677468	4.23833179
12/17/2012	0.030669	0.006458	0.024211	0.769393	0.754455	0.014938	1.85535991	6.822257996	0.56538141	1.8673928	4.24159908
12/18/2012	0.030296	0.006393	0.023903	0.769358	0.754291	0.015068	1.85661793	6.820551395	0.56574726	1.8670582	4.24463367
12/19/2012	0.029961	0.006345	0.023616	0.769627	0.754374	0.015252	1.85781574	6.818919182	0.5660978	1.8667494	4.24749184
12/20/2012	0.029707	0.006654	0.023053	0.769333	0.75289	0.016443	1.85896206	6.817335129	0.56642658	1.8665525	4.24941349
12/21/2012	0.02952	0.006855	0.022666	0.770667	0.753595	0.017071	1.86004651	6.815871716	0.56673121	1.8665032	4.25144005
12/22/2012	0.029296	0.006728	0.022568	0.770794	0.753988	0.016806	1.86105955	6.814619064	0.56702346	1.866483	4.25405598

Date	Lake TP (mg/L)	Lake DP (mg/L)	Lake OP (mg/L)	Lake TN (mg/L)	Lake DN (mg/L)	Lake ON (mg/L)	Porewater DP (mg/L)	Porewater DN (mg/L)	Sediment P (mg/g)	Sediment N (mg/g)	Sediment P flux (mg/m2/d)
12/23/2012	0.02904	0.006609	0.02243	0.769775	0.753488	0.016287	1.86202192	6.813499928	0.56730956	1.8663987	4.25653458
12/24/2012	0.028813	0.00652	0.022293	0.769383	0.753343	0.01604	1.8629545	6.812450886	0.56758833	1.8662522	4.25887966
12/25/2012	0.028624	0.006456	0.022168	0.769803	0.753741	0.016062	1.86386311	6.811476707	0.56786013	1.8660874	4.26110983
12/26/2012	0.028449	0.006406	0.022043	0.770273	0.754177	0.016096	1.86474979	6.810585976	0.56812525	1.8659275	4.26325941
12/27/2012	0.028299	0.006371	0.021928	0.771125	0.754895	0.01623	1.86561561	6.809782982	0.56838399	1.8657812	4.26532698
12/28/2012	0.028159	0.006342	0.021817	0.771922	0.755595	0.016327	1.86646152	6.809073448	0.56863672	1.8656538	4.26733255
12/29/2012	0.028015	0.006522	0.021493	0.771944	0.755694	0.016251	1.8672868	6.808427811	0.56887817	1.8655281	4.26881361
12/30/2012	0.027849	0.006444	0.021405	0.770968	0.7551	0.015868	1.86807966	6.807784081	0.56910902	1.8653654	4.2708106
12/31/2012	0.027685	0.006379	0.021306	0.769911	0.754373	0.015538	1.86883879	6.807091236	0.56933492	1.8651451	4.27270222
1/1/2013	0.027528	0.006325	0.021203	0.768897	0.753615	0.015282	1.86957645	6.806327343	0.56955546	1.8648776	4.27451754
1/2/2013	0.02738	0.006282	0.021098	0.767972	0.752875	0.015097	1.87029588	6.805482864	0.56977046	1.8645747	4.27626753
1/3/2013	0.027244	0.006248	0.020996	0.767184	0.752202	0.014982	1.87099755	6.804558754	0.56997997	1.8642479	4.27795553
1/4/2013	0.027114	0.006219	0.020895	0.766376	0.751495	0.014881	1.87168169	6.803556442	0.57018411	1.8639042	4.27959013
1/5/2013	0.026984	0.006193	0.020791	0.765344	0.750609	0.014735	1.87234855	6.802471161	0.57038283	1.8635411	4.28117943
1/6/2013	0.026868	0.006174	0.020694	0.764509	0.749842	0.014666	1.87299812	6.80130291	0.57057619	1.8631612	4.28271389
1/7/2013	0.026762	0.00616	0.020603	0.763778	0.749143	0.014635	1.87363064	6.80006361	0.5707646	1.8627738	4.28419828
1/8/2013	0.026655	0.006145	0.02051	0.762803	0.748263	0.014539	1.87424707	6.798754692	0.57094818	1.8623767	4.28564644
1/9/2013	0.026558	0.006134	0.020425	0.761942	0.747453	0.014489	1.87484789	6.797376156	0.57112706	1.8619684	4.28705025
1/10/2013	0.026485	0.006131	0.020354	0.761586	0.747006	0.01458	1.87543416	6.795951366	0.57130176	1.861564	4.28840113
1/11/2013	0.026475	0.006451	0.020024	0.759916	0.744389	0.015527	1.87600744	6.794440746	0.57146615	1.8612446	4.28898191
1/12/2013	0.026537	0.006428	0.020109	0.762376	0.746229	0.016148	1.87655735	6.792984009	0.57162428	1.8610526	4.29029703
1/13/2013	0.026636	0.006425	0.020211	0.765894	0.748954	0.01694	1.87709033	6.791818142	0.571787	1.8609754	4.29152584
1/14/2013	0.02666	0.006399	0.020261	0.76717	0.750186	0.016984	1.87762773	6.790923595	0.5719533	1.8609658	4.29281902
1/15/2013	0.026653	0.006368	0.020285	0.767594	0.750797	0.016797	1.87817144	6.790202141	0.5721212	1.8609444	4.29413795
1/16/2013	0.026625	0.006336	0.020289	0.767518	0.751001	0.016517	1.87871933	6.789584637	0.57228953	1.8608849	4.29546833
1/17/2013	0.026586	0.006306	0.02028	0.767178	0.750954	0.016224	1.87926853	6.78901577	0.57245743	1.8607789	4.2967968
1/18/2013	0.026537	0.006278	0.020259	0.766584	0.750662	0.015922	1.87981665	6.788450241	0.57262433	1.8606247	4.29811907
1/19/2013	0.026481	0.006251	0.020229	0.765813	0.750181	0.015631	1.88036132	6.787851334	0.57278967	1.8604226	4.29942846
1/20/2013	0.026425	0.006229	0.020196	0.765066	0.749663	0.015404	1.88090146	6.787196159	0.57295316	1.8601788	4.30071783
1/21/2013	0.026373	0.006212	0.020161	0.764396	0.749156	0.015239	1.88143587	6.786474705	0.57311469	1.8599037	4.30198431
1/22/2013	0.026324	0.006198	0.020126	0.763783	0.748662	0.015121	1.88196433	6.785684586	0.57327425	1.8596061	4.30322886
1/23/2013	0.026273	0.006185	0.020088	0.763081	0.748081	0.014999	1.88248658	6.784822464	0.57343173	1.8592896	4.30445623
1/24/2013	0.026233	0.006371	0.019862	0.762206	0.747261	0.014945	1.88300157	6.78387928	0.57358235	1.8589593	4.30521107
1/25/2013	0.026209	0.00652	0.01969	0.761464	0.746573	0.014891	1.88349879	6.782856464	0.57372284	1.8586208	4.30601072
1/26/2013	0.026198	0.00645	0.019748	0.761077	0.746189	0.014888	1.88396955	6.781777382	0.57386041	1.8582782	4.30725002
1/27/2013	0.026202	0.006609	0.019593	0.760551	0.7455	0.015051	1.88442612	6.780650139	0.57399535	1.8579491	4.30793285
1/28/2013	0.026294	0.006558	0.019736	0.762907	0.747157	0.01575	1.8848753	6.779573441	0.57412988	1.8576906	4.3090806
1/29/2013	0.026493	0.006834	0.019659	0.767677	0.750521	0.017156	1.8853265	6.778738499	0.5742659	1.8576032	4.30948305
1/30/2013	0.026892	0.007268	0.019624	0.775501	0.755435	0.020066	1.8857888	6.778345108	0.57439899	1.857866	4.30954647
1/31/2013	0.027315	0.007582	0.019733	0.784873	0.762828	0.022045	1.88625407	6.778643608	0.57453388	1.8585249	4.30989552
2/1/2013	0.027731	0.007472	0.020258	0.79479	0.771307	0.023482	1.88672686	6.779819965	0.57468468	1.8594595	4.31123066
2/2/2013	0.02802	0.007676	0.020344	0.801041	0.777231	0.02381	1.88723493	6.781801224	0.57485056	1.8605353	4.31192923
2/3/2013	0.02822	0.007779	0.020442	0.805017	0.781614	0.023403	1.88778102	6.784366608	0.57502073	1.8616024	4.31294632
2/4/2013	0.028341	0.007834	0.020507	0.80637	0.783675	0.022695	1.88834429	6.787281036	0.57519472	1.8625771	4.31411123
2/5/2013	0.028441	0.007846	0.020595	0.808032	0.786099	0.021933	1.88891876	6.790382862	0.57537228	1.8634309	4.31540155
2/6/2013	0.028512	0.007841	0.020671	0.809275	0.788057	0.021217	1.88950384	6.793591976	0.57555366	1.8641634	4.31675625
2/7/2013	0.028559	0.007823	0.020736	0.810138	0.78958	0.020558	1.89009941	6.796811104	0.57573831	1.8647835	4.31816292
2/8/2013	0.028582	0.007854	0.020727	0.808984	0.788686	0.020298	1.89070392	6.799895763	0.57592404	1.8653283	4.31947851
2/9/2013	0.028712	0.007625	0.021087	0.812908	0.792255	0.020653	1.89131701	6.802921772	0.57611829	1.8658805	4.32141161
2/10/2013	0.028956	0.007489	0.021467	0.82068	0.798668	0.022012	1.89195907	6.806190491	0.57633084	1.8665714	4.32319641
2/11/2013	0.029304	0.007834	0.02147	0.830379	0.806214	0.024164	1.89265597	6.809905052	0.57655251	1.8675466	4.32400274
2/12/2013	0.029845	0.007778	0.022067	0.846323	0.819176	0.027147	1.8933984	6.814395905	0.5767889	1.8689373	4.3258357
2/13/2013	0.030391	0.007753	0.022639	0.862665	0.832932	0.029733	1.89419568	6.819974899	0.57705426	1.8707777	4.32772207
2/14/2013	0.030912	0.007741	0.023171	0.878503	0.846739	0.031764	1.89507496	6.826713562	0.57734674	1.8729899	4.32976627
2/15/2013	0.031425	0.007746	0.023679	0.894439	0.860917	0.033522	1.89603996	6.834625721	0.57766467	1.875506	4.33196878
2/16/2013	0.031916	0.007758	0.024157	0.91008	0.875122	0.034958	1.89708817	6.843697548	0.57800674	1.8782774	4.33434439
2/17/2013	0.032404	0.007783	0.024621	0.92596	0.88967	0.036289	1.89821589	6.853899479	0.57837176	1.8812691	4.33687544
2/18/2013	0.03276	0.00777	0.02499	0.938382	0.901871	0.036511	1.89941657	6.86508894	0.57875693	1.8843822	4.33965969
2/19/2013	0.033099	0.008302	0.024797	0.948906	0.911892	0.037014	1.90067899	6.877016544	0.57914579	1.8875496	4.34133577
2/20/2013	0.033383	0.008173	0.02521	0.959046	0.922407	0.036639	1.90196705	6.889540195	0.5795396	1.8907229	4.34458637
2/21/2013	0.03355	0.00849	0.02506	0.965425	0.929678	0.035748	1.90327001	6.902463436	0.57993942	1.8937891	4.34684896
2/22/2013	0.033648	0.008268	0.025381	0.970777	0.936346	0.03443	1.90458632	6.915534973	0.58034295	1.8966721	4.35037804
2/23/2013	0.033643	0.008058	0.025584	0.973974	0.94115	0.032824	1.90591228	6.928554058	0.58075899	1.8993146	4.35390043
2/24/2013	0.033575	0.007871	0.025704	0.976104	0.944827	0.031278	1.90726471	6.941311836	0.58118236	1.9016985	4.35743141
2/25/2013	0.033479	0.007712	0.025767	0.977942	0.947955	0.029988	1.90863895	6.953674316	0.58160955	1.90385	4.36094904
2/26/2013	0.033368	0.007579	0.025788	0.979684	0.950731	0.028953	1.91002738	6.965566635	0.5820381	1.9058112	4.36443996
2/27/2013	0.033246	0.007822	0.025425	0.980366	0.952173	0.028194	1.9114207	6.976915836	0.5824573	1.9076256	4.36708021
2/28/2013	0.033138	0.007988	0.02515	0.981306	0.953914	0.027392	1.91279304	6.987693787	0.58285993	1.9093121	4.36984777

Date	Lake TP (mg/L)	Lake DP (mg/L)	Lake OP (mg/L)	Lake TN (mg/L)	Lake DN (mg/L)	Lake ON (mg/L)	Porewater DP (mg/L)	Porewater DN (mg/L)	Sediment P (mg/g)	Sediment N (mg/g)	Sediment P flux (mg/m2/d)
3/1/2013	0.033039	0.008111	0.024928	0.982166	0.955467	0.026699	1.91412246	6.997923374	0.58324963	1.9108764	4.37261438
3/2/2013	0.032922	0.007878	0.025043	0.982567	0.95657	0.025997	1.9154104	7.007599831	0.58363622	1.9123267	4.37610245
3/3/2013	0.032779	0.007683	0.025096	0.982574	0.957244	0.02533	1.91667902	7.016713142	0.58402652	1.9136652	4.37946177
3/4/2013	0.03264	0.007526	0.025114	0.98288	0.957994	0.024887	1.91794908	7.025277615	0.58441794	1.9149131	4.3827343
3/5/2013	0.032505	0.007401	0.025104	0.983359	0.958773	0.024586	1.919222	7.033334255	0.58480889	1.9161	4.38594294
3/6/2013	0.032318	0.007641	0.024677	0.97991	0.955516	0.024394	1.92049181	7.040783405	0.58518821	1.9172466	4.38830376
3/7/2013	0.032185	0.007483	0.024702	0.979656	0.955695	0.023961	1.92173421	7.047660351	0.58555692	1.9183418	4.39151716
3/8/2013	0.032027	0.007345	0.024681	0.978765	0.955331	0.023433	1.92294657	7.054113388	0.58592534	1.9193583	4.39461517
3/9/2013	0.031885	0.007239	0.024647	0.978413	0.955252	0.023162	1.92414856	7.060155869	0.58629179	1.9203093	4.39761686
3/10/2013	0.031841	0.007533	0.024308	0.979574	0.955771	0.023803	1.92534459	7.065864086	0.58664829	1.9212898	4.39968586
3/11/2013	0.032871	0.008578	0.024293	1.008698	0.975851	0.032847	1.92654526	7.072180271	0.58699554	1.9230558	4.40004349
3/12/2013	0.034031	0.009469	0.024562	1.040509	1.000422	0.040087	1.92775881	7.080347538	0.58734906	1.9261408	4.40078259
3/13/2013	0.034971	0.009362	0.025609	1.065278	1.02123	0.044048	1.92899263	7.090641022	0.58773547	1.9301295	4.40385962
3/14/2013	0.035949	0.009324	0.026625	1.091876	1.043935	0.047941	1.93030608	7.103057861	0.58817321	1.9347485	4.40695953
3/15/2013	0.037093	0.009389	0.027704	1.12381	1.070981	0.05283	1.93176603	7.117840767	0.58866262	1.9400722	4.41015911
3/16/2013	0.038318	0.010451	0.027868	1.156819	1.099092	0.057727	1.93339133	7.135207176	0.58918214	1.9461808	4.41145182
3/17/2013	0.03958	0.011337	0.028243	1.190133	1.128451	0.061682	1.9351356	7.155236244	0.58971429	1.9529974	4.41341972
3/18/2013	0.040849	0.011125	0.029724	1.224094	1.158751	0.065343	1.93695152	7.17795229	0.59029251	1.9604208	4.41807222
3/19/2013	0.041857	0.010911	0.030946	1.252236	1.185338	0.066899	1.93889129	7.203135967	0.59093767	1.9682554	4.42301273
3/20/2013	0.042633	0.010696	0.031937	1.275394	1.208427	0.066967	1.94100738	7.230329514	0.59163696	1.9762093	4.42836142
3/21/2013	0.04324	0.010494	0.032746	1.295336	1.229009	0.066327	1.9432888	7.259074688	0.59237981	1.9841046	4.43405819
3/22/2013	0.043652	0.010286	0.033366	1.311153	1.246349	0.064804	1.94570959	7.288913727	0.59315699	1.9918128	4.44008923
3/23/2013	0.043813	0.010043	0.03377	1.321122	1.25913	0.061992	1.94823825	7.319307804	0.59395826	1.9991585	4.44644737
3/24/2013	0.043849	0.009813	0.034037	1.328806	1.269631	0.059175	1.95084393	7.349760056	0.59477484	2.0060377	4.45295334
3/25/2013	0.043837	0.010285	0.033552	1.335165	1.278405	0.05676	1.95350003	7.379922867	0.59558445	2.0124841	4.45796394
3/26/2013	0.043799	0.009974	0.033824	1.34112	1.286475	0.054645	1.95615411	7.40956974	0.59638751	2.0185556	4.46476507
3/27/2013	0.043858	0.00977	0.034088	1.3506	1.296467	0.054134	1.95879698	7.438680649	0.5972029	2.0244076	4.47129726
3/28/2013	0.044026	0.009656	0.03437	1.363388	1.308519	0.054869	1.96147013	7.467421532	0.59803063	2.0302718	4.47769165
3/29/2013	0.044311	0.00962	0.034691	1.379403	1.32279	0.056613	1.96418619	7.49603796	0.59887213	2.0363309	4.4840045
3/30/2013	0.044649	0.009625	0.035025	1.396632	1.338068	0.058564	1.96695149	7.524767399	0.5997287	2.0426834	4.49033833
3/31/2013	0.045045	0.009664	0.035381	1.415113	1.3544	0.060713	1.96976876	7.553804398	0.60060126	2.0493612	4.49671125
4/1/2013	0.045407	0.009697	0.03571	1.43233	1.370093	0.062237	1.9726392	7.583259583	0.6014896	2.056329	4.50322104
4/2/2013	0.045738	0.009725	0.036014	1.448489	1.385172	0.063317	1.97555983	7.613142014	0.60239244	2.0634992	4.50985765
4/3/2013	0.046081	0.009764	0.036317	1.464818	1.40039	0.064429	1.97852814	7.643460751	0.60330904	2.070838	4.51657724
4/4/2013	0.046472	0.009828	0.036645	1.482355	1.416449	0.065907	1.98154426	7.674276352	0.60424	2.0783775	4.52334976
4/5/2013	0.046852	0.009888	0.036964	1.499345	1.43222	0.067125	1.98460853	7.705634117	0.60518575	2.0861259	4.53024149
4/6/2013	0.047219	0.009945	0.037274	1.515869	1.447708	0.068161	1.98772061	7.737527847	0.6061458	2.0940468	4.53724909
4/7/2013	0.047499	0.00997	0.037529	1.529893	1.461515	0.068378	1.99087691	7.76987648	0.60711855	2.1020589	4.54443407
4/8/2013	0.047742	0.010909	0.036833	1.541298	1.472925	0.068373	1.99406874	7.802497387	0.6080786	2.1100774	4.54960108
4/9/2013	0.048073	0.011692	0.036382	1.553653	1.484944	0.06871	1.99724066	7.835296631	0.60900861	2.1181121	4.55508327
4/10/2013	0.048649	0.012573	0.036077	1.569589	1.498042	0.071547	2.00034809	7.868368626	0.60991871	2.1263938	4.5601902
4/11/2013	0.049528	0.013564	0.035964	1.590959	1.514339	0.07662	2.00340533	7.902024269	0.61081755	2.1353064	4.56492901
4/12/2013	0.050664	0.014468	0.036196	1.620129	1.538444	0.081686	2.00643754	7.936897755	0.6117186	2.1450291	4.56981277
4/13/2013	0.051728	0.013898	0.03783	1.648195	1.562952	0.085243	2.00947928	7.973453999	0.61266565	2.1554372	4.57809782
4/14/2013	0.052809	0.013511	0.039298	1.678472	1.589218	0.089254	2.01263213	8.011835098	0.61368918	2.1664438	4.58621883
4/15/2013	0.053824	0.014614	0.039209	1.70611	1.613554	0.092556	2.01598525	8.052059174	0.6147452	2.1780272	4.59138012
4/16/2013	0.054744	0.015426	0.039318	1.730077	1.635874	0.094203	2.01946402	8.093959808	0.61579984	2.1899946	4.59749842
4/17/2013	0.055561	0.014706	0.040855	1.752598	1.657563	0.095035	2.02297926	8.137352943	0.61689448	2.2021451	4.6072154
4/18/2013	0.056	0.015957	0.040044	1.751356	1.651644	0.099712	2.02658153	8.18116951	0.61800551	2.2147243	4.61261034
4/19/2013	0.057678	0.017287	0.040392	1.794358	1.686417	0.107941	2.03026414	8.22614193	0.61910325	2.2283316	4.61800718
4/20/2013	0.059668	0.016696	0.042972	1.84706	1.729449	0.117611	2.03399348	8.274411201	0.62027353	2.2433703	4.62791824
4/21/2013	0.061516	0.016289	0.045227	1.897623	1.772046	0.125576	2.03791428	8.326457977	0.62156349	2.2598162	4.63784695
4/22/2013	0.063068	0.015954	0.047114	1.941584	1.810998	0.130586	2.04215264	8.382184029	0.62295467	2.2772882	4.64833832
4/23/2013	0.064385	0.017629	0.046756	1.978545	1.845471	0.133074	2.04669499	8.441180229	0.62438112	2.2953405	4.65491533
4/24/2013	0.065395	0.018794	0.046601	2.004041	1.870965	0.133075	2.0513885	8.502711296	0.62579221	2.313566	4.66301107
4/25/2013	0.066294	0.019548	0.046747	2.027475	1.896032	0.131443	2.05608463	8.566119194	0.62720132	2.3316307	4.67205524
4/26/2013	0.066928	0.018278	0.04865	2.04601	1.917291	0.128719	2.06077623	8.630895615	0.6286602	2.3493145	4.68573141
4/27/2013	0.067269	0.017227	0.050042	2.060384	1.935005	0.125379	2.06557059	8.696404457	0.63019943	2.3664799	4.69914198
4/28/2013	0.067395	0.016357	0.051038	2.071873	1.94995	0.121924	2.07056379	8.762086868	0.63179547	2.3830695	4.7125926
4/29/2013	0.067329	0.015621	0.051707	2.080284	1.962066	0.118218	2.07573366	8.827464104	0.63343	2.3990552	4.7261405
4/30/2013	0.067099	0.014989	0.05211	2.085873	1.971545	0.114328	2.08103418	8.89210701	0.63508826	2.4144032	4.73974943
5/1/2013	0.065074	0.013925	0.051149	2.101562	1.992644	0.108918	2.17743325	8.022061348	0.63401312	2.4281051	4.94065762
5/2/2013	0.063113	0.014899	0.048214	2.111007	2.007126	0.103882	2.19863009	7.395983219	0.63348258	2.4409528	4.97208786
5/3/2013	0.061329	0.015513	0.045816	2.115693	2.0164	0.099292	2.20347929	6.945789814	0.63321108	2.4528322	4.96906376
5/4/2013	0.059716	0.014129	0.045586	2.122675	2.027434	0.095241	2.20498896	6.622292042	0.63312566	2.4637945	4.96098089
5/5/2013	0.058035	0.012972	0.045063	2.126667	2.035436	0.091231	2.20604515	6.389990807	0.63320762	2.4739246	4.95399857
5/6/2013	0.056361	0.01201	0.044351	2.128973	2.041288	0.087685	2.2072978	6.22328186	0.63344568	2.4832976	4.94920921
5/7/2013	0.054705	0.011199	0.043506	2.129536	2.045125	0.084411	2.20888329	6.103702545	0.63382339	2.4919851	4.9465971

Date	Lake TP (mg/L)	Lake DP (mg/L)	Lake OP (mg/L)	Lake TN (mg/L)	Lake DN (mg/L)	Lake ON (mg/L)	Porewater DP (mg/L)	Porewater DN (mg/L)	Sediment P (mg/g)	Sediment N (mg/g)	Sediment P flux (mg/m2/d)
5/8/2013	0.053076	0.010505	0.042571	2.128361	2.047067	0.081294	2.21080565	6.017948151	0.63432139	2.5000517	4.94590282
5/9/2013	0.051412	0.01144	0.039972	2.112502	2.033553	0.078949	2.21302223	5.956435204	0.63491458	2.5075631	4.9468112
5/10/2013	0.050361	0.012218	0.038143	2.113007	2.034562	0.078445	2.21546316	5.912284851	0.63557243	2.5146441	4.9489851
5/11/2013	0.049509	0.011342	0.038167	2.11645	2.038083	0.078367	2.21805382	5.880596638	0.63627386	2.5214741	4.95211124
5/12/2013	0.048665	0.01064	0.038026	2.119166	2.041075	0.078091	2.22074986	5.857901096	0.63701308	2.5281804	4.95597172
5/13/2013	0.047872	0.010085	0.037787	2.121833	2.043908	0.077924	2.22353768	5.841729641	0.63778782	2.5348074	4.96044302
5/14/2013	0.047108	0.009635	0.037473	2.123847	2.046252	0.077595	2.22641039	5.830311775	0.63859344	2.5413661	4.96543264
5/15/2013	0.046325	0.009247	0.037078	2.124169	2.04746	0.076709	2.22935772	5.82236433	0.63942409	2.5478392	4.97085619
5/16/2013	0.045475	0.008883	0.036592	2.121942	2.046916	0.075026	2.23236442	5.816941261	0.64027339	2.5541639	4.97662878
5/17/2013	0.044568	0.008539	0.036029	2.117565	2.044709	0.072856	2.23541212	5.81332016	0.64113456	2.5602479	4.98266745
5/18/2013	0.043638	0.008221	0.035417	2.11187	2.041254	0.070616	2.23848128	5.810937881	0.64200091	2.5660126	4.98889494
5/19/2013	0.042689	0.007922	0.034767	2.104934	2.036605	0.068329	2.24155259	5.80935812	0.64286619	2.5714159	4.99524117
5/20/2013	0.041692	0.008924	0.032767	2.083876	2.017529	0.066347	2.24460173	5.808250904	0.64372092	2.5764499	5.0016284
5/21/2013	0.040876	0.009566	0.031311	2.070911	2.006867	0.064044	2.24759269	5.807374954	0.64455104	2.58112	5.00795841
5/22/2013	0.040185	0.010007	0.030178	2.060752	1.998691	0.062061	2.25048566	5.806557178	0.64534587	2.5854282	5.01412582
5/23/2013	0.0396	0.010365	0.029236	2.049155	1.988328	0.060827	2.25325203	5.805676937	0.64610112	2.589406	5.02005529
5/24/2013	0.039112	0.010595	0.028517	2.041573	1.98191	0.059662	2.2558794	5.804666996	0.64681613	2.5931165	5.02570963
5/25/2013	0.038575	0.009653	0.028922	2.033344	1.975002	0.058341	2.25837064	5.803502083	0.64749539	2.5966001	5.03108931
5/26/2013	0.03797	0.008884	0.029087	2.024978	1.967819	0.057159	2.26074576	5.802173615	0.64814878	2.5998664	5.03623486
5/27/2013	0.03741	0.009313	0.028097	2.016294	1.959919	0.056375	2.26303101	5.800680637	0.64878213	2.6029334	5.04120207
5/28/2013	0.037016	0.009704	0.027311	2.008493	1.952142	0.056352	2.26523662	5.799036503	0.6493929	2.6058547	5.04600954
5/29/2013	0.036837	0.010101	0.026736	2.004438	1.947199	0.057239	2.26735759	5.79728508	0.64997756	2.6087265	5.05064297
5/30/2013	0.036624	0.009287	0.027337	2.000167	1.942723	0.057444	2.2693913	5.795499325	0.65053868	2.6116312	5.05509329
5/31/2013	0.036405	0.009819	0.026586	1.987457	1.929404	0.058053	2.27134848	5.793755054	0.65108174	2.6145923	5.05938387
6/1/2013	0.037757	0.009084	0.028673	1.996676	1.926459	0.070218	3.88331294	6.56861639	0.63885337	2.6077809	8.74715137
6/2/2013	0.038931	0.009577	0.029355	2.001348	1.922191	0.079157	4.20653009	7.118164063	0.63306165	2.6016593	9.46818161
6/3/2013	0.039935	0.008841	0.031095	2.003313	1.917887	0.085426	4.25582695	7.507530212	0.62883502	2.5962961	9.56229687
6/4/2013	0.040741	0.008222	0.03252	2.002306	1.912721	0.089585	4.24771929	7.783171177	0.62514502	2.5916266	9.5280056
6/5/2013	0.041392	0.007703	0.033689	1.999272	1.906984	0.092288	4.22847891	7.978148937	0.62177503	2.5875337	9.47127724
6/6/2013	0.041886	0.008302	0.033583	1.988316	1.894329	0.093987	4.20802784	8.115949631	0.61867452	2.5838912	9.41437054
6/7/2013	0.042338	0.007722	0.034616	1.982615	1.88788	0.094735	4.18848801	8.213232994	0.61582392	2.580584	9.36167145
6/8/2013	0.042664	0.007233	0.035431	1.97562	1.880852	0.094768	4.17028904	8.281794548	0.61320901	2.577512	9.31375504
6/9/2013	0.042876	0.006815	0.036062	1.967507	1.87326	0.094246	4.15348005	8.329977036	0.6108157	2.5745895	9.27039814
6/10/2013	0.043012	0.007344	0.035668	1.957954	1.864617	0.093337	4.13801575	8.363670349	0.60862786	2.5717466	9.23122311
6/11/2013	0.043062	0.006846	0.036216	1.947669	1.85576	0.09191	4.12381411	8.387026787	0.60662812	2.5689263	9.19582176
6/12/2013	0.04304	0.006429	0.036611	1.937077	1.846655	0.090422	4.11078358	8.402968407	0.60480016	2.5660825	9.16380501
6/13/2013	0.042838	0.007125	0.035713	1.907147	1.817513	0.089634	4.09882879	8.413549423	0.60312772	2.5631883	9.13480854
6/14/2013	0.042887	0.00667	0.036218	1.89944	1.810441	0.088999	4.08785248	8.420226097	0.60159433	2.5602407	9.1084938
6/15/2013	0.042844	0.007111	0.035733	1.888683	1.800766	0.087917	4.07775736	8.42403698	0.60018522	2.5572429	9.08454514
6/16/2013	0.042781	0.006613	0.036168	1.879496	1.792789	0.086707	4.06845379	8.425721169	0.59888697	2.5541887	9.06268024
6/17/2013	0.042661	0.006198	0.036463	1.870014	1.784578	0.085436	4.05986166	8.425801277	0.5976879	2.5510683	9.04265785
6/18/2013	0.042508	0.005856	0.036652	1.860653	1.776385	0.084268	4.05190897	8.424641609	0.5965777	2.5478747	9.02426338
6/19/2013	0.042306	0.005563	0.036743	1.85085	1.767872	0.082977	4.04452944	8.422501564	0.59554672	2.5446043	9.00730801
6/20/2013	0.042045	0.005303	0.036742	1.840301	1.758836	0.081465	4.03766155	8.419561386	0.5945859	2.5412517	8.99162102
6/21/2013	0.041514	0.006048	0.035466	1.804342	1.724077	0.080266	4.03124571	8.41594696	0.59368593	2.5378118	8.97704029
6/22/2013	0.042068	0.007014	0.035054	1.812066	1.726611	0.085455	4.02522087	8.41176796	0.59283721	2.5343397	8.96340942
6/23/2013	0.043146	0.008236	0.03491	1.829036	1.734944	0.094092	4.01952839	8.407191277	0.59203184	2.5310073	8.95057869
6/24/2013	0.044104	0.009289	0.034815	1.834851	1.733962	0.100889	4.01411963	8.402482986	0.59126395	2.5280106	8.93842602
6/25/2013	0.045892	0.010698	0.035194	1.864154	1.751349	0.112804	4.00895739	8.397971153	0.59052896	2.5255034	8.92685699
6/26/2013	0.048167	0.012827	0.03534	1.880768	1.750387	0.130381	4.00401258	8.394035339	0.58982348	2.5236924	8.91579914
6/27/2013	0.051719	0.012625	0.039094	1.953652	1.801205	0.152447	3.99926972	8.391145706	0.58914727	2.5228729	8.90521145
6/28/2013	0.054647	0.012377	0.04227	2.011651	1.844713	0.166938	3.99473667	8.389846802	0.58850497	2.5232735	8.89510822
6/29/2013	0.057128	0.012133	0.044995	2.05989	1.883185	0.176705	3.99044275	8.390622139	0.58790213	2.5248923	8.88555431
6/30/2013	0.059176	0.014461	0.044715	2.085492	1.900672	0.18482	3.98641133	8.393759727	0.58733982	2.5275679	8.87659836
7/1/2013	0.061476	0.013828	0.047648	2.130113	1.938158	0.191955	3.98264718	8.399333	0.58681661	2.5311282	8.86825085
7/2/2013	0.063361	0.013278	0.050083	2.166765	1.970774	0.195991	3.9791503	8.407273293	0.58633339	2.5354161	8.86050701
7/3/2013	0.064816	0.012761	0.052055	2.194961	1.997916	0.197045	3.97592902	8.41740036	0.58589238	2.5402536	8.85338688
7/4/2013	0.065936	0.014336	0.0516	2.215284	2.01947	0.195815	3.97298741	8.429439545	0.58549237	2.5454407	8.84689522
7/5/2013	0.066776	0.013404	0.053372	2.230085	2.037156	0.192929	3.97031546	8.443042755	0.58512998	2.5507834	8.84101009
7/6/2013	0.067267	0.012575	0.054692	2.238862	2.050349	0.188513	3.96789718	8.457818985	0.58480346	2.5561094	8.83569241
7/7/2013	0.06745	0.011822	0.055628	2.242306	2.059395	0.182911	3.96572232	8.473360062	0.58451205	2.5612695	8.83092022
7/8/2013	0.067335	0.01277	0.054565	2.237624	2.061214	0.176411	3.96377826	8.48927021	0.5842526	2.5661376	8.82666206
7/9/2013	0.067101	0.013313	0.053789	2.230515	2.061059	0.169455	3.96203923	8.505173683	0.58401912	2.5706122	8.82285881
7/10/2013	0.066689	0.012104	0.054585	2.221541	2.059823	0.161717	3.96046972	8.520730972	0.58380669	2.5746138	8.8194313
7/11/2013	0.066004	0.01103	0.054975	2.208174	2.054965	0.153209	3.95904446	8.535638809	0.58361334	2.5780737	8.81632137
7/12/2013	0.065151	0.010094	0.055057	2.192637	2.047777	0.14486	3.95774865	8.549632072	0.58343774	2.5809355	8.81349468
7/13/2013	0.064168	0.009276	0.054892	2.175515	2.038676	0.136839	3.95656991	8.562482834	0.5832777	2.5831661	8.81092548
7/14/2013	0.063098	0.008563	0.054535	2.157518	2.028161	0.129357	3.95549321	8.574010849	0.5831306	2.5847595	8.80857944

Date	Lake TP (mg/L)	Lake DP (mg/L)	Lake OP (mg/L)	Lake TN (mg/L)	Lake DN (mg/L)	Lake ON (mg/L)	Porewater DP (mg/L)	Porewater DN (mg/L)	Sediment P (mg/g)	Sediment N (mg/g)	Sediment P flux (mg/m2/d)
7/15/2013	0.061968	0.007942	0.054026	2.138945	2.016502	0.122443	3.95449996	8.584089279	0.58299357	2.5857301	8.80641365
7/16/2013	0.06079	0.007394	0.053395	2.11985	2.003825	0.116026	3.95357156	8.59264183	0.58286369	2.5861058	8.80438805
7/17/2013	0.059598	0.00692	0.052678	2.100839	1.990563	0.110276	3.95268774	8.599637985	0.58273798	2.5859227	8.80245686
7/18/2013	0.05838	0.006495	0.051885	2.081392	1.976503	0.104888	3.95182943	8.605081558	0.58261371	2.5852211	8.80057716
7/19/2013	0.057123	0.006103	0.05102	2.061056	1.961431	0.099625	3.95097828	8.609006882	0.58248824	2.584038	8.79870796
7/20/2013	0.055847	0.005745	0.050102	2.040226	1.945604	0.094622	3.95011568	8.611462593	0.58235908	2.5824029	8.79680729
7/21/2013	0.0546	0.005436	0.049164	2.020012	1.929723	0.090289	3.94922614	8.612504005	0.58222395	2.5803449	8.79484177
7/22/2013	0.053455	0.005201	0.048255	2.002002	1.914825	0.087178	3.94829464	8.612196922	0.58208084	2.5779054	8.79277611
7/23/2013	0.052356	0.005	0.047356	1.984645	1.900125	0.08452	3.94730711	8.610627174	0.58192807	2.575139	8.7905817
7/24/2013	0.051273	0.004815	0.046458	1.967127	1.885189	0.081938	3.94625354	8.607894897	0.58176422	2.5720968	8.78823471
7/25/2013	0.050219	0.004648	0.045571	1.949805	1.870239	0.079565	3.94512415	8.604104042	0.58158815	2.5688152	8.7857151
7/26/2013	0.049262	0.005219	0.044043	1.933541	1.855655	0.077886	3.94390965	8.599357605	0.58139831	2.565326	8.78300095
7/27/2013	0.048159	0.005813	0.042347	1.901962	1.825313	0.076649	3.94259787	8.593754768	0.58119231	2.5616646	8.78006649
7/28/2013	0.047321	0.005428	0.041892	1.88664	1.811696	0.074944	3.94117475	8.587391853	0.58096832	2.5578616	8.77687931
7/29/2013	0.046474	0.005098	0.041376	1.871033	1.797857	0.073176	3.93963265	8.580353737	0.58072656	2.5539298	8.77342319
7/30/2013	0.04565	0.004823	0.040827	1.855814	1.784202	0.071612	3.93797374	8.572707176	0.58046794	2.5498738	8.76970387
7/31/2013	0.044818	0.004579	0.040239	1.84019	1.770263	0.069927	3.93620157	8.564506531	0.58019322	2.5456979	8.7657299
8/1/2013	0.043993	0.004366	0.039627	1.824518	1.756244	0.068274	3.93432069	8.555790901	0.57990295	2.5414052	8.76151276
8/2/2013	0.043214	0.004194	0.03902	1.809666	1.742689	0.066978	3.9323349	8.546590805	0.57959747	2.5369997	8.757061
8/3/2013	0.042445	0.00404	0.038405	1.794722	1.729069	0.065653	3.93024659	8.536934853	0.57927716	2.5324903	8.75237942
8/4/2013	0.041682	0.003899	0.037783	1.779616	1.715336	0.064279	3.92805791	8.526848793	0.57894224	2.5278842	8.74747467
8/5/2013	0.040934	0.003773	0.037161	1.764558	1.701613	0.062944	3.92577028	8.516357422	0.57859302	2.5231853	8.74234867
8/6/2013	0.040219	0.003666	0.036553	1.749949	1.688156	0.061793	3.9233861	8.505478859	0.57822961	2.5183976	8.73700809
8/7/2013	0.039507	0.003563	0.035944	1.735109	1.674555	0.060554	3.92090607	8.494231224	0.57785231	2.513526	8.7314539
8/8/2013	0.038811	0.003468	0.035342	1.720331	1.660982	0.059348	3.91833186	8.48263073	0.5774613	2.5085742	8.72568989
8/9/2013	0.038126	0.003379	0.034747	1.705529	1.647387	0.058142	3.91566539	8.470691681	0.57705677	2.5035441	8.71972084
8/10/2013	0.037439	0.003289	0.03415	1.690411	1.63358	0.056832	3.91290665	8.458425522	0.57663888	2.4984362	8.7135458
8/11/2013	0.036658	0.00316	0.033498	1.672843	1.618184	0.054658	3.91005802	8.445836067	0.57620776	2.493242	8.70717144
8/12/2013	0.035897	0.003045	0.032852	1.655614	1.602874	0.05274	3.90711927	8.432917595	0.57576346	2.4879434	8.70059681
8/13/2013	0.035241	0.002978	0.032263	1.640697	1.588946	0.051751	3.90409136	8.4196558	0.575306	2.4825346	8.69382381
8/14/2013	0.034615	0.002919	0.031696	1.626188	1.575292	0.050896	3.90097451	8.40604496	0.57483554	2.4770322	8.68685246
8/15/2013	0.03398	0.002853	0.031128	1.611166	1.561335	0.049831	3.89776945	8.392094612	0.57435226	2.4714537	8.67968464
8/16/2013	0.033295	0.002763	0.030532	1.59471	1.546451	0.04826	3.89447784	8.377820015	0.57385635	2.4658029	8.67232513
8/17/2013	0.032584	0.002664	0.029921	1.577526	1.531029	0.046498	3.89110112	8.363231659	0.57334793	2.4600701	8.66477585
8/18/2013	0.031901	0.002578	0.029323	1.560849	1.515845	0.045004	3.88763905	8.348325729	0.57282704	2.4542446	8.65703678
8/19/2013	0.031215	0.002492	0.028723	1.543934	1.500448	0.043485	3.88409233	8.333095551	0.57229376	2.4483228	8.64910889
8/20/2013	0.030552	0.002415	0.028137	1.527385	1.485229	0.042156	3.88046169	8.317537308	0.57174814	2.4423065	8.64099503
8/21/2013	0.029904	0.002344	0.02756	1.511002	1.470079	0.040923	3.87674785	8.301649094	0.57119024	2.4362009	8.63269615
8/22/2013	0.029362	0.002314	0.027048	1.496904	1.456399	0.040505	3.87295055	8.285437584	0.57062024	2.4300189	8.62421131
8/23/2013	0.028884	0.002729	0.026155	1.480457	1.439901	0.040556	3.86907125	8.268922806	0.57003814	2.4237869	8.61554432
8/24/2013	0.028485	0.002649	0.025836	1.468673	1.427983	0.040691	3.86510944	8.252142906	0.56944376	2.4175358	8.60669327
8/25/2013	0.028088	0.002577	0.025511	1.456732	1.416093	0.040639	3.86106586	8.235144615	0.56883758	2.4112871	8.59766102
8/26/2013	0.027693	0.00251	0.025182	1.444668	1.404229	0.040439	3.85694385	8.21797657	0.5682205	2.4050496	8.58845329
8/27/2013	0.027312	0.002454	0.024858	1.432822	1.392592	0.040229	3.85274863	8.200673103	0.56759316	2.3988237	8.5790844
8/28/2013	0.02694	0.002403	0.024537	1.42103	1.381072	0.039958	3.84848499	8.183262825	0.56695622	2.3926084	8.56956291
8/29/2013	0.026585	0.00236	0.024225	1.409538	1.36982	0.039718	3.8441565	8.165761948	0.56631029	2.3864017	8.55989838
8/30/2013	0.026237	0.00232	0.023917	1.398092	1.358669	0.039423	3.83976722	8.148182869	0.56565583	2.3802018	8.55009937
8/31/2013	0.025944	0.002788	0.023156	1.379812	1.340093	0.039718	3.83532	8.130537033	0.5649929	2.3740125	8.54017258
9/1/2013	0.025726	0.002694	0.023033	1.370795	1.330843	0.039952	3.83081484	8.112835884	0.56432146	2.3678446	8.53011703
9/2/2013	0.02548	0.002602	0.022877	1.361105	1.32126	0.039845	3.82625318	8.095097542	0.56364197	2.3617055	8.51993656
9/3/2013	0.025204	0.002513	0.022691	1.350737	1.311293	0.039444	3.82163882	8.077336311	0.56295532	2.3555908	8.50963879
9/4/2013	0.024899	0.002425	0.022475	1.339755	1.300945	0.03881	3.81697631	8.059555054	0.56226218	2.3494875	8.49923515
9/5/2013	0.0246	0.002349	0.022251	1.328946	1.290715	0.038231	3.81226969	8.04174614	0.56156301	2.3433826	8.4887352
9/6/2013	0.024322	0.00229	0.022032	1.318702	1.280875	0.037827	3.80752301	8.023895264	0.56085819	2.3372688	8.4781456
9/7/2013	0.024031	0.002232	0.021799	1.308155	1.270858	0.037297	3.80273795	8.005992889	0.56014806	2.3311443	8.46747303
9/8/2013	0.023734	0.002496	0.021238	1.297081	1.260434	0.036647	3.79791665	7.988027573	0.55943263	2.3250065	8.4567194
9/9/2013	0.023487	0.002398	0.021089	1.287255	1.250915	0.03634	3.79305887	7.969990253	0.55871171	2.3188536	8.44588566
9/10/2013	0.023181	0.002292	0.020889	1.276094	1.240527	0.035566	3.78816414	7.951874733	0.55798548	2.3126855	8.43497086
9/11/2013	0.022772	0.002162	0.02061	1.262541	1.228488	0.034053	3.78323388	7.933671474	0.55725425	2.3064907	8.4239769
9/12/2013	0.022394	0.002061	0.020333	1.249948	1.216985	0.032963	3.77827001	7.915361881	0.5565182	2.3002498	8.41290855
9/13/2013	0.022077	0.001995	0.020082	1.238887	1.206465	0.032422	3.77327323	7.896923542	0.55577737	2.2939575	8.40176678
9/14/2013	0.021765	0.001937	0.019828	1.227961	1.196046	0.031914	3.76824403	7.878342152	0.5550319	2.2876239	8.39055443
9/15/2013	0.02149	0.001898	0.019592	1.217918	1.186245	0.031674	3.76318359	7.859616756	0.55428189	2.2812622	8.37927246
9/16/2013	0.021319	0.002351	0.018968	1.199857	1.167621	0.032237	3.75809193	7.840759754	0.55352718	2.2748919	8.36792088
9/17/2013	0.021194	0.002592	0.018602	1.19248	1.159847	0.032633	3.75296688	7.821798325	0.55276722	2.2685385	8.35649586
9/18/2013	0.021065	0.002459	0.018606	1.185111	1.152285	0.032826	3.74780679	7.802769184	0.55200189	2.2622192	8.34499264
9/19/2013	0.021211	0.002891	0.018321	1.181391	1.146388	0.035003	3.74261165	7.783713341	0.5512318	2.2559555	8.33341122
9/20/2013	0.021342	0.003192	0.01815	1.178948	1.142469	0.036479	3.7373848	7.7646842	0.55045724	2.2497859	8.32175922

Date	Lake TP (mg/L)	Lake DP (mg/L)	Lake OP (mg/L)	Lake TN (mg/L)	Lake DN (mg/L)	Lake ON (mg/L)	Porewater DP (mg/L)	Porewater DN (mg/L)	Sediment P (mg/g)	Sediment N (mg/g)	Sediment P flux (mg/m2/d)
9/21/2013	0.021448	0.003407	0.018041	1.176059	1.138653	0.037406	3.7321279	7.745744228	0.54967844	2.2437325	8.31004047
9/22/2013	0.021579	0.003207	0.018372	1.174001	1.135633	0.038368	3.72684407	7.726947308	0.54889631	2.237793	8.2982626
9/23/2013	0.021681	0.003041	0.01864	1.171567	1.132521	0.039047	3.72153997	7.708327293	0.54811209	2.2319593	8.28644085
9/24/2013	0.021709	0.002884	0.018824	1.167617	1.128486	0.039132	3.71622348	7.689900398	0.54732722	2.226217	8.27459145
9/25/2013	0.021748	0.002765	0.018983	1.164279	1.124921	0.039357	3.71090341	7.671666622	0.54654258	2.2205462	8.26273632
9/26/2013	0.021736	0.002653	0.019083	1.159959	1.120741	0.039218	3.70558548	7.653610229	0.5457589	2.2149296	8.25088692
9/27/2013	0.021664	0.002541	0.019123	1.154404	1.115719	0.038685	3.70027399	7.635706425	0.54497653	2.2093489	8.23905373
9/28/2013	0.021562	0.002439	0.019123	1.148408	1.110355	0.038053	3.69497108	7.617924213	0.54419571	2.2037828	8.22724056
9/29/2013	0.021415	0.002663	0.018752	1.140515	1.103375	0.03714	3.68967748	7.600223064	0.5434162	2.1982117	8.21544933
9/30/2013	0.021174	0.002479	0.018695	1.131184	1.095569	0.035614	3.6843915	7.582558632	0.54263747	2.1926134	8.20367622
10/1/2013	0.102327	0.032563	0.069764	1.349264	1.314049	0.035215	2.65148568	7.793769836	0.5485118	2.1912501	6.00811768
10/2/2013	0.101051	0.027966	0.073085	1.3357	1.301026	0.034674	2.35385513	7.984201908	0.55097693	2.1899281	5.33586311
10/3/2013	0.099623	0.024422	0.075201	1.32615	1.29072	0.03543	2.26969194	8.148405075	0.55231625	2.1886854	5.15091372
10/4/2013	0.097937	0.021538	0.076399	1.315793	1.279156	0.036637	2.24762368	8.289895058	0.553348	2.1875837	5.10690212
10/5/2013	0.095876	0.019178	0.076698	1.300882	1.263168	0.037713	2.24366951	8.411493301	0.55429488	2.1866274	5.10324526
10/6/2013	0.094359	0.017283	0.077076	1.293469	1.254985	0.038484	2.2450242	8.515974045	0.55521816	2.1857915	5.11070061
10/7/2013	0.09284	0.015454	0.077386	1.285625	1.246745	0.03888	2.24794865	8.60588932	0.55613887	2.1850421	5.1216054
10/8/2013	0.091321	0.013965	0.077355	1.277689	1.238568	0.03912	2.25134826	8.683169365	0.5570581	2.1843522	5.13281918
10/9/2013	0.089812	0.012752	0.07706	1.269557	1.230367	0.03919	2.25489402	8.749484062	0.55797011	2.1837039	5.14373636
10/10/2013	0.088325	0.011764	0.076561	1.261366	1.222213	0.039153	2.25846839	8.806274414	0.55886972	2.1830821	5.15420341
10/11/2013	0.086866	0.010959	0.075907	1.253126	1.2141	0.039026	2.26202011	8.854792595	0.55975276	2.1824753	5.16419888
10/12/2013	0.08544	0.010302	0.075137	1.244842	1.206019	0.038823	2.265522	8.896120071	0.56061608	2.181874	5.17373943
10/13/2013	0.084022	0.010018	0.074004	1.236141	1.197525	0.038616	2.26895761	8.931180954	0.56145382	2.1812723	5.18227386
10/14/2013	0.082694	0.009541	0.073153	1.228445	1.18995	0.038495	2.27230453	8.960806847	0.56226516	2.1806715	5.19104576
10/15/2013	0.081484	0.009199	0.072285	1.224322	1.184859	0.039463	2.2755537	8.985837936	0.56305355	2.1801171	5.19928408
10/16/2013	0.080236	0.009222	0.071015	1.218647	1.178426	0.040221	2.27871323	9.006944656	0.56381381	2.1796432	5.20648003
10/17/2013	0.079129	0.008942	0.070187	1.214531	1.173626	0.040905	2.2817688	9.024682999	0.56454653	2.1792364	5.21413136
10/18/2013	0.077985	0.009034	0.068952	1.209294	1.167673	0.04162	2.28471756	9.039542198	0.5652523	2.178894	5.22068691
10/19/2013	0.076977	0.008792	0.068185	1.205267	1.163178	0.042088	2.28756022	9.051938057	0.56593192	2.1786058	5.22776175
10/20/2013	0.075992	0.008885	0.067107	1.200722	1.158343	0.042379	2.29029965	9.062252045	0.56658739	2.1783535	5.23383284
10/21/2013	0.075059	0.008667	0.066392	1.196238	1.153698	0.04254	2.29294157	9.070764542	0.56721944	2.178124	5.24039555
10/22/2013	0.074148	0.008483	0.065666	1.191314	1.148809	0.042505	2.29548717	9.077716827	0.56783247	2.1779032	5.24665689
10/23/2013	0.073276	0.008336	0.06494	1.186589	1.144095	0.042494	2.29795146	9.083311081	0.56842637	2.1776836	5.25264835
10/24/2013	0.072433	0.008214	0.064219	1.181751	1.139343	0.042408	2.30033898	9.087727547	0.56900114	2.1774626	5.25840473
10/25/2013	0.071613	0.00811	0.063503	1.17657	1.134386	0.042184	2.30265045	9.091109276	0.56955701	2.1772311	5.26394653
10/26/2013	0.070809	0.008016	0.062793	1.170826	1.129061	0.041765	2.30488658	9.093559265	0.57009411	2.1769755	5.26929045
10/27/2013	0.070037	0.00794	0.062097	1.165164	1.123792	0.041372	2.30704808	9.095174789	0.57061279	2.1766884	5.27442455
10/28/2013	0.069311	0.007886	0.061425	1.160249	1.119038	0.041211	2.30913687	9.096072197	0.57111353	2.1763804	5.27933979
10/29/2013	0.068627	0.007848	0.060778	1.155849	1.114661	0.041189	2.31115484	9.096367836	0.57159698	2.1760662	5.28405571
10/30/2013	0.067959	0.007811	0.060147	1.151018	1.11002	0.040998	2.31310391	9.096141815	0.57206368	2.1757443	5.28861237
10/31/2013	0.06718	0.008116	0.059065	1.14433	1.103	0.04133	2.31498551	9.095367432	0.57250822	2.1754291	5.29223013
11/1/2013	0.066558	0.007982	0.058576	1.141708	1.09998	0.041728	2.01328588	8.962893486	0.57482278	2.1759617	4.60040283
11/2/2013	0.065874	0.007788	0.058086	1.139776	1.097482	0.042294	1.92663383	8.847377777	0.57592386	2.1764874	4.4020586
11/3/2013	0.065188	0.007604	0.057583	1.137888	1.095078	0.042811	1.90272427	8.746674538	0.57666123	2.1770167	4.34762764
11/4/2013	0.064514	0.007446	0.057068	1.135752	1.092561	0.043191	1.89709902	8.658890724	0.57728267	2.1775472	4.33508635
11/5/2013	0.063857	0.007612	0.056244	1.133251	1.089789	0.043462	1.89678371	8.582364082	0.5778566	2.1780729	4.33398151
11/6/2013	0.063131	0.007807	0.055324	1.12916	1.085068	0.044091	1.89798069	8.515577316	0.57839924	2.1786082	4.3362813
11/7/2013	0.062582	0.007622	0.054961	1.127904	1.083344	0.044559	1.89956462	8.457330704	0.57892263	2.1791639	4.34033918
11/8/2013	0.062059	0.007475	0.054584	1.126778	1.081766	0.045012	1.90122211	8.406652451	0.57943535	2.1797359	4.34447861
11/9/2013	0.061558	0.007358	0.0542	1.125724	1.080291	0.045433	1.90287912	8.362593651	0.57993758	2.1803246	4.34854746
11/10/2013	0.061067	0.007259	0.053808	1.124254	1.078578	0.045675	1.90451288	8.324308395	0.58042926	2.1809237	4.35252285
11/11/2013	0.060599	0.00752	0.053079	1.12305	1.0769	0.04615	1.90611994	8.291057587	0.58090615	2.1815374	4.35561037
11/12/2013	0.060192	0.007738	0.052454	1.122554	1.075906	0.046648	1.90768981	8.262233734	0.58136547	2.1821778	4.35871363
11/13/2013	0.059768	0.007564	0.052204	1.120533	1.073963	0.04657	1.90920413	8.237268448	0.58181334	2.1828237	4.36258602
11/14/2013	0.059347	0.007419	0.051928	1.118194	1.071804	0.04639	1.91067147	8.215623856	0.58225405	2.183449	4.36628532
11/15/2013	0.05894	0.007301	0.051639	1.115869	1.069649	0.046219	1.91210902	8.196857452	0.58268702	2.184051	4.36985397
11/16/2013	0.058517	0.007514	0.051003	1.112802	1.066714	0.046089	1.91352355	8.18056488	0.58310777	2.1846328	4.37260962
11/17/2013	0.058165	0.007724	0.050442	1.111285	1.064894	0.046391	1.91490757	8.166438103	0.58351296	2.1852145	4.37530422
11/18/2013	0.057702	0.007975	0.049726	1.107186	1.060038	0.047148	1.91624653	8.154138565	0.5839017	2.185833	4.37779856
11/19/2013	0.057481	0.007796	0.049684	1.108129	1.060321	0.047808	1.91753197	8.143527985	0.58428055	2.1865029	4.38115835
11/20/2013	0.057277	0.007657	0.04962	1.109391	1.060892	0.048499	1.9187783	8.134607315	0.58465761	2.1872222	4.38433647
11/21/2013	0.057112	0.007561	0.049551	1.111701	1.062259	0.049442	1.92001021	8.127223015	0.58503246	2.1880031	4.38738441
11/22/2013	0.056964	0.007859	0.049105	1.114052	1.063695	0.050357	1.92123806	8.121239662	0.58540028	2.1888547	4.38951731
11/23/2013	0.056815	0.007722	0.049093	1.115741	1.064805	0.050936	1.92244875	8.11649704	0.58576185	2.1897626	4.39260864
11/24/2013	0.056626	0.007592	0.049034	1.115823	1.064851	0.050972	1.92363465	8.112802505	0.5861221	2.1906915	4.3956275
11/25/2013	0.056399	0.007794	0.048605	1.1143	1.063705	0.050596	1.9248122	8.109942436	0.58647561	2.1916027	4.3978653
11/26/2013	0.056203	0.007963	0.04824	1.113256	1.062908	0.050348	1.9259752	8.107769966	0.5868187	2.1924851	4.40014553
11/27/2013	0.055972	0.007753	0.048219	1.110693	1.061069	0.049624	1.92710555	8.106157303	0.58715653	2.193325	4.40322113

Date	Lake TP (mg/L)	Lake DP (mg/L)	Lake OP (mg/L)	Lake TN (mg/L)	Lake DN (mg/L)	Lake ON (mg/L)	Porewater DP (mg/L)	Porewater DN (mg/L)	Sediment P (mg/g)	Sediment N (mg/g)	Sediment P flux (mg/m2/d)
11/28/2013	0.05575	0.007585	0.048166	1.108477	1.059408	0.049069	1.92821002	8.104980469	0.587493	2.1941102	4.40614033
11/29/2013	0.055526	0.007446	0.04808	1.106143	1.057619	0.048523	1.92930412	8.104162216	0.58782721	2.1948481	4.4089694
11/30/2013	0.055342	0.007349	0.047994	1.105119	1.056697	0.048422	1.93039155	8.103668213	0.58815873	2.1955574	4.41168594
12/1/2013	0.053349	0.007281	0.046068	1.098213	1.056317	0.041895	1.93280804	8.104242325	0.58965021	2.1996605	4.4173851
12/2/2013	0.051525	0.00723	0.044295	1.093337	1.056078	0.037259	1.93683624	8.106312752	0.59103662	2.2028468	4.42674303
12/3/2013	0.049864	0.007524	0.04234	1.089743	1.055793	0.03395	1.94112408	8.109350204	0.59232491	2.2053802	4.43590593
12/4/2013	0.048367	0.007766	0.040601	1.087151	1.055561	0.031591	1.94527543	8.112985611	0.59351844	2.2074478	4.44487429
12/5/2013	0.046995	0.007627	0.039368	1.085018	1.055218	0.0298	1.94917905	8.116965294	0.59463614	2.2091742	4.45414782
12/6/2013	0.045711	0.007508	0.038202	1.08279	1.054456	0.028334	1.952842	8.12109375	0.59569257	2.210633	4.46282387
12/7/2013	0.044344	0.007338	0.037006	1.07537	1.049745	0.025625	1.95629203	8.125061035	0.59668863	2.2117503	4.47112989
12/8/2013	0.043129	0.007221	0.035908	1.070303	1.046196	0.024107	1.95954144	8.128638268	0.59762597	2.2125227	4.47885323
12/9/2013	0.042014	0.007429	0.034585	1.065355	1.042019	0.023336	1.96260166	8.131778717	0.59850156	2.2131085	4.48539639
12/10/2013	0.041014	0.007303	0.03371	1.061564	1.038979	0.022586	1.96546972	8.134489059	0.59932113	2.2135704	4.49226379
12/11/2013	0.040094	0.007474	0.032621	1.057846	1.035784	0.022062	1.96815717	8.136808395	0.60009062	2.2139285	4.49803877
12/12/2013	0.039259	0.007343	0.031916	1.054579	1.03291	0.021669	1.97068012	8.138754845	0.6008144	2.2142119	4.5041275
12/13/2013	0.038467	0.007231	0.031237	1.051005	1.029763	0.021242	1.97305369	8.140346527	0.60150272	2.2144287	4.50982952
12/14/2013	0.037738	0.007407	0.030331	1.047288	1.026327	0.020961	1.97530246	8.141581535	0.6021505	2.2145877	4.51458406
12/15/2013	0.037079	0.007285	0.029794	1.044085	1.023353	0.020732	1.97742486	8.142489433	0.60276139	2.2147052	4.51973295
12/16/2013	0.036466	0.007187	0.02928	1.041024	1.020458	0.020567	1.97942889	8.143115997	0.60334527	2.2147908	4.52455521
12/17/2013	0.035902	0.007376	0.028526	1.03766	1.017178	0.020482	1.98133695	8.143473625	0.60389668	2.2148561	4.52849913
12/18/2013	0.035397	0.007263	0.028134	1.034893	1.014488	0.020405	1.98314476	8.143597603	0.60441875	2.2149084	4.53290415
12/19/2013	0.034927	0.007173	0.027754	1.032218	1.011868	0.02035	1.98485899	8.143535614	0.60492092	2.2149496	4.53704405
12/20/2013	0.034491	0.007373	0.027118	1.028954	1.00859	0.020365	1.98650002	8.143287659	0.60539699	2.2149873	4.54035044
12/21/2013	0.034113	0.007531	0.026583	1.026255	1.005896	0.020359	1.98806071	8.142874718	0.60584313	2.2150257	4.54356861
12/22/2013	0.033763	0.007683	0.02608	1.02232	1.001834	0.020486	1.98953152	8.142292023	0.6062628	2.2150736	4.54659271
12/23/2013	0.033469	0.007793	0.025676	1.019559	0.999049	0.02051	1.99091721	8.141561508	0.60665941	2.2151332	4.54952002
12/24/2013	0.03321	0.007872	0.025338	1.017236	0.996786	0.02045	1.99222732	8.140769958	0.60703707	2.2151895	4.5523448
12/25/2013	0.03298	0.007677	0.025303	1.015383	0.994892	0.020491	1.99347425	8.139954567	0.60740501	2.2152438	4.5556531
12/26/2013	0.032752	0.007781	0.024971	1.01301	0.992559	0.02045	1.99468052	8.139116287	0.60776329	2.2152977	4.55818081
12/27/2013	0.032544	0.0076	0.024944	1.010954	0.990553	0.0204	1.99585295	8.138251305	0.6081121	2.2153437	4.5612855
12/28/2013	0.032357	0.007459	0.024897	1.009402	0.98891	0.020491	1.99699557	8.137386322	0.60845858	2.2153928	4.56422997
12/29/2013	0.032178	0.007346	0.024831	1.007929	0.987354	0.020575	1.99812436	8.13654232	0.60880172	2.2154555	4.56707859
12/30/2013	0.032007	0.007255	0.024751	1.006473	0.985838	0.020635	1.99924171	8.135725975	0.60914069	2.2155294	4.5698514
12/31/2013	0.031852	0.007453	0.024399	1.004879	0.984187	0.020692	2.00034547	8.134934425	0.60946828	2.2156124	4.57192898
1/1/2014	0.031715	0.007631	0.024084	1.002347	0.981533	0.020814	2.00141907	8.134128571	0.6097787	2.2157094	4.57398462
1/2/2014	0.031607	0.007769	0.023838	1.000255	0.979387	0.020868	2.0024457	8.133298874	0.6100747	2.2158201	4.5760231
1/3/2014	0.031514	0.007601	0.023914	0.998925	0.978079	0.020846	2.00342798	8.132500648	0.61036617	2.2159326	4.57866287
1/4/2014	0.03142	0.007465	0.023955	0.997698	0.976849	0.020848	2.00438809	8.131762505	0.61066025	2.216043	4.58117628
1/5/2014	0.031328	0.007639	0.023688	0.995667	0.974746	0.020921	2.00534582	8.131049156	0.6109482	2.2161589	4.58297348
1/6/2014	0.031253	0.007498	0.023755	0.994505	0.973603	0.020902	2.00628924	8.130362511	0.61123073	2.2162786	4.58546352
1/7/2014	0.031175	0.007383	0.023792	0.993379	0.97249	0.020889	2.00721765	8.129734039	0.61151546	2.2163951	4.58785677
1/8/2014	0.031096	0.00729	0.023806	0.992285	0.971406	0.020879	2.00814652	8.12915802	0.61180103	2.2165093	4.59020042
1/9/2014	0.031022	0.007217	0.023806	0.991348	0.97044	0.020908	2.00907707	8.128632545	0.61208647	2.2166245	4.59250355
1/10/2014	0.030979	0.007168	0.023811	0.991245	0.970081	0.021165	2.01000881	8.128181458	0.61237156	2.2167623	4.59475231
1/11/2014	0.030957	0.007511	0.023446	0.988425	0.966406	0.022019	2.01093984	8.127723694	0.61264718	2.2169898	4.59610224
1/12/2014	0.031035	0.007443	0.023593	0.990759	0.968036	0.022723	2.01185298	8.12737751	0.61291701	2.2173429	4.59835339
1/13/2014	0.031119	0.007393	0.023725	0.993291	0.969935	0.023355	2.01275158	8.127379417	0.61319357	2.2178035	4.60052729
1/14/2014	0.03115	0.007338	0.023811	0.994399	0.970932	0.023467	2.01365972	8.127698898	0.6134752	2.2183232	4.60273695
1/15/2014	0.031109	0.00727	0.023839	0.993628	0.970605	0.023023	2.0145793	8.128223419	0.61375916	2.2188146	4.60500336
1/16/2014	0.031062	0.007489	0.023573	0.992432	0.969845	0.022588	2.01550388	8.128840446	0.61403668	2.2192335	4.60662222
1/17/2014	0.031029	0.007665	0.023363	0.991174	0.96893	0.022245	2.01641488	8.129487991	0.61430186	2.2195883	4.60830784
1/18/2014	0.030993	0.007527	0.023466	0.989983	0.968074	0.021909	2.01729512	8.130131721	0.61456412	2.2198873	4.61064529
1/19/2014	0.030949	0.007687	0.023261	0.988225	0.966594	0.021632	2.01815915	8.130728722	0.61482346	2.2201359	4.61225891
1/20/2014	0.030906	0.007539	0.023367	0.986827	0.965486	0.021341	2.01901126	8.131256104	0.61508	2.2203381	4.61455297
1/21/2014	0.030866	0.00769	0.023176	0.985344	0.964195	0.021149	2.01985359	8.131710052	0.61533403	2.2205007	4.61614084
1/22/2014	0.030827	0.007541	0.023287	0.984019	0.963061	0.020958	2.02068734	8.132082939	0.61558568	2.2206318	4.61839533
1/23/2014	0.030791	0.007686	0.023105	0.982699	0.961872	0.020827	2.02151322	8.132376671	0.61583519	2.2207365	4.61995649
1/24/2014	0.030763	0.00754	0.023223	0.981651	0.960889	0.020762	2.02233219	8.13259697	0.61608279	2.2208252	4.62216997
1/25/2014	0.03074	0.007693	0.023047	0.980555	0.959808	0.020747	2.02314472	8.132752419	0.61632854	2.2209072	4.62368393
1/26/2014	0.030718	0.00782	0.022898	0.97884	0.958117	0.020723	2.02395058	8.132824898	0.61656576	2.2209859	4.62524033
1/27/2014	0.030707	0.00765	0.023056	0.97792	0.957232	0.020687	2.0247364	8.132828712	0.61680299	2.2210593	4.62743282
1/28/2014	0.030681	0.007511	0.02317	0.976906	0.956281	0.020625	2.02551699	8.132796288	0.61704671	2.2211246	4.6295433
1/29/2014	0.030652	0.0074	0.023253	0.976062	0.955444	0.020617	2.02631044	8.132731438	0.61729491	2.2211843	4.6316185
1/30/2014	0.030621	0.007311	0.023311	0.975304	0.954675	0.020629	2.02711725	8.1326437	0.6175462	2.2212439	4.63367414
1/31/2014	0.030593	0.007508	0.023086	0.974309	0.953672	0.020637	2.02793407	8.132530212	0.61779284	2.2213049	4.63509607
2/1/2014	0.030578	0.007682	0.022896	0.972713	0.951992	0.020721	2.02874303	8.132363319	0.6180287	2.2213731	4.63655233
2/2/2014	0.030581	0.007809	0.022772	0.971839	0.951143	0.020696	2.02952576	8.132158279	0.61825645	2.2214458	4.63805676
2/3/2014	0.030583	0.007644	0.022939	0.971109	0.950441	0.020668	2.03028417	8.131954193	0.61848509	2.221514	4.64017487

Date	Lake TP (mg/L)	Lake DP (mg/L)	Lake OP (mg/L)	Lake TN (mg/L)	Lake DN (mg/L)	Lake ON (mg/L)	Porewater DP (mg/L)	Porewater DN (mg/L)	Sediment P (mg/g)	Sediment N (mg/g)	Sediment P flux (mg/m2/d)
2/4/2014	0.030581	0.007512	0.023069	0.970594	0.949892	0.020702	2.03103757	8.131761551	0.61872089	2.2215824	4.64220476
2/5/2014	0.030565	0.007677	0.022888	0.969198	0.948512	0.020687	2.03180432	8.131554604	0.61895496	2.221652	4.64358664
2/6/2014	0.030556	0.007536	0.02302	0.968413	0.947788	0.020625	2.03257108	8.131327629	0.61918747	2.2217152	4.64566851
2/7/2014	0.030539	0.007422	0.023117	0.967663	0.947082	0.020581	2.03333545	8.131104469	0.61942542	2.2217696	4.64768362
2/8/2014	0.030533	0.007611	0.022923	0.966807	0.946127	0.02068	2.03411007	8.130874634	0.61966044	2.2218282	4.64902735
2/9/2014	0.03054	0.007489	0.023051	0.966529	0.945782	0.020747	2.03488207	8.130656242	0.61989349	2.2219	4.65107727
2/10/2014	0.030538	0.007391	0.023147	0.966241	0.945446	0.020795	2.03564978	8.130475044	0.62013185	2.2219808	4.65306473
2/11/2014	0.030525	0.00731	0.023216	0.965822	0.945028	0.020794	2.03642774	8.130326271	0.62037396	2.2220652	4.6550355
2/12/2014	0.030513	0.007246	0.023267	0.96554	0.944712	0.020829	2.0372169	8.130207062	0.62061864	2.222152	4.65699291
2/13/2014	0.030502	0.007196	0.023307	0.965384	0.944494	0.02089	2.03801513	8.130124092	0.62086517	2.2222464	4.65893888
2/14/2014	0.030489	0.007155	0.023334	0.965217	0.944282	0.020934	2.03882027	8.130079269	0.621113	2.2223492	4.66087818
2/15/2014	0.030471	0.007121	0.023349	0.964915	0.943985	0.02093	2.03963041	8.130067825	0.62136149	2.2224548	4.66281462
2/16/2014	0.030456	0.007364	0.023092	0.964383	0.943482	0.020901	2.04044223	8.130073547	0.62160349	2.2225573	4.66412115
2/17/2014	0.030451	0.00729	0.023161	0.963985	0.943116	0.02087	2.04124045	8.130091667	0.62184048	2.2226546	4.66612196
2/18/2014	0.030439	0.007513	0.022926	0.96254	0.941645	0.020895	2.04202294	8.130084038	0.62207299	2.2227511	4.66740513
2/19/2014	0.030442	0.00741	0.023032	0.962066	0.941236	0.020829	2.04279113	8.130051613	0.622302	2.2228444	4.66940308
2/20/2014	0.030476	0.007658	0.022819	0.961066	0.939782	0.021284	2.04354787	8.130003929	0.62252802	2.2229688	4.67057133
2/21/2014	0.030648	0.007913	0.022735	0.964481	0.942134	0.022348	2.0442977	8.130076408	0.62274629	2.2232161	4.67170572
2/22/2014	0.0309	0.007822	0.023078	0.970239	0.946467	0.023772	2.04503584	8.130531311	0.62297094	2.2236645	4.67360783
2/23/2014	0.031165	0.007764	0.023401	0.97661	0.951491	0.025119	2.04578876	8.13150692	0.62321204	2.2243369	4.6754694
2/24/2014	0.031444	0.007731	0.023713	0.983593	0.957182	0.02641	2.04658413	8.133081436	0.62346864	2.2252221	4.67736864
2/25/2014	0.031687	0.007701	0.023986	0.989733	0.962486	0.027247	2.04742718	8.13527298	0.62373942	2.2262781	4.67937136
2/26/2014	0.031916	0.007681	0.024236	0.995736	0.967817	0.027919	2.04831553	8.13805294	0.62402278	2.2274544	4.68145657
2/27/2014	0.032092	0.007652	0.02444	1.000457	0.972324	0.028133	2.0492444	8.141359329	0.62431699	2.2287006	4.68365335
2/28/2014	0.032244	0.007627	0.024617	1.004803	0.976571	0.028232	2.05020833	8.145106316	0.62462026	2.22997	4.68592215
3/1/2014	0.03235	0.007952	0.024398	1.007451	0.979463	0.027988	2.05119991	8.149181366	0.62492192	2.2312253	4.68745136
3/2/2014	0.032426	0.008194	0.024232	1.00862	0.981083	0.027537	2.0521934	8.153432846	0.62521344	2.2324224	4.68917561
3/3/2014	0.0325	0.008035	0.024465	1.010391	0.983306	0.027085	2.05316496	8.157785416	0.6255064	2.2335443	4.69176817
3/4/2014	0.032597	0.008269	0.024329	1.012839	0.98583	0.027009	2.05413365	8.162233353	0.62580138	2.234622	4.69345522
3/5/2014	0.032687	0.008456	0.024231	1.014519	0.987624	0.026895	2.05510545	8.166733742	0.62609005	2.2356827	4.69525433
3/6/2014	0.032805	0.008612	0.024193	1.017191	0.990295	0.026897	2.05606461	8.171279907	0.62637502	2.236733	4.69709778
3/7/2014	0.032922	0.008392	0.02453	1.020143	0.993158	0.026985	2.05701399	8.175904274	0.62666714	2.2377892	4.69977951
3/8/2014	0.032987	0.008204	0.024782	1.022182	0.995368	0.026814	2.05797648	8.180579185	0.62697363	2.2388375	4.7024188
3/9/2014	0.033022	0.008048	0.024974	1.023899	0.997298	0.026602	2.05897307	8.185255051	0.62729067	2.2398534	4.70506287
3/10/2014	0.033053	0.007925	0.025128	1.025873	0.999353	0.026521	2.0600028	8.189914703	0.62761575	2.2408442	4.70770741
3/11/2014	0.033095	0.007834	0.025261	1.028437	1.001794	0.026643	2.06106114	8.194574356	0.62794739	2.2418375	4.71034431
3/12/2014	0.033289	0.008222	0.025067	1.034912	1.006989	0.027923	2.06214571	8.199371338	0.62827694	2.2429433	4.71194267
3/13/2014	0.033611	0.008178	0.025433	1.044672	1.01476	0.029912	2.06324148	8.20456028	0.62861037	2.2443132	4.71455765
3/14/2014	0.034083	0.008209	0.025874	1.058686	1.025881	0.032805	2.06435895	8.210446358	0.62896365	2.2460775	4.71705008
3/15/2014	0.034855	0.008359	0.026495	1.081012	1.043377	0.037635	2.06554055	8.217512131	0.62934303	2.2484658	4.71941519
3/16/2014	0.035581	0.008486	0.027094	1.101709	1.060524	0.041186	2.06680799	8.226106644	0.6297524	2.2515304	4.72203255
3/17/2014	0.036308	0.00861	0.027697	1.122419	1.078225	0.044194	2.06816912	8.236304283	0.63019115	2.2551219	4.72486973
3/18/2014	0.037035	0.008733	0.028303	1.143258	1.096445	0.046813	2.06962562	8.248152733	0.63065946	2.2591641	4.72793102
3/19/2014	0.038049	0.00896	0.029089	1.172321	1.1208	0.051521	2.07118654	8.261906624	0.63116187	2.2637942	4.73098946
3/20/2014	0.03919	0.009222	0.029969	1.20489	1.1483	0.05659	2.07286859	8.277954102	0.63170522	2.2692103	4.73424864
3/21/2014	0.040199	0.009416	0.030783	1.233699	1.173865	0.059834	2.07468081	8.296361923	0.63229012	2.2752922	4.73795986
3/22/2014	0.041033	0.010384	0.030649	1.257018	1.195924	0.061095	2.07661581	8.316858292	0.63289094	2.2817295	4.74017763
3/23/2014	0.041729	0.010268	0.031462	1.276531	1.21534	0.061191	2.07861686	8.339055061	0.63350791	2.2882664	4.7450366
3/24/2014	0.04231	0.010159	0.032151	1.294081	1.233186	0.060895	2.08067155	8.362600327	0.63416171	2.2947772	4.75
3/25/2014	0.042782	0.010054	0.032728	1.309687	1.249418	0.060269	2.08282042	8.387183189	0.63484609	2.3012035	4.75517035
3/26/2014	0.043121	0.009939	0.033182	1.322562	1.26345	0.059112	2.08506036	8.412483215	0.63555503	2.3074763	4.76057243
3/27/2014	0.043319	0.010499	0.03282	1.331533	1.274299	0.057234	2.08737373	8.438127518	0.63626492	2.3134942	4.76459408
3/28/2014	0.043459	0.010916	0.032543	1.337869	1.282433	0.055436	2.0897038	8.463737488	0.63695771	2.3192062	4.76898432
3/29/2014	0.043557	0.010544	0.033013	1.344247	1.290668	0.053579	2.09200072	8.489090919	0.63765454	2.324615	4.77510691
3/30/2014	0.043579	0.010229	0.03335	1.349712	1.297825	0.051887	2.09429622	8.514055252	0.63837063	2.3297296	4.78109503
3/31/2014	0.043578	0.009976	0.033602	1.355374	1.304711	0.050663	2.09663177	8.538515091	0.63910025	2.3346021	4.78703403
4/1/2014	0.043588	0.009784	0.033804	1.361941	1.311906	0.050035	2.09900951	8.562449455	0.63983995	2.3393195	4.79292917
4/2/2014	0.043574	0.009626	0.033948	1.368118	1.318637	0.049482	2.10142255	8.585863113	0.64058709	2.3439362	4.79882813
4/3/2014	0.043543	0.009496	0.034047	1.374013	1.324996	0.049017	2.10386205	8.608752251	0.641339	2.3484657	4.80472136
4/4/2014	0.043499	0.010001	0.033498	1.37894	1.330517	0.048423	2.10631657	8.631102562	0.6420784	2.3529048	4.80919409
4/5/2014	0.043403	0.009762	0.033641	1.381993	1.334611	0.047382	2.10874581	8.652851105	0.64280659	2.3572068	4.81531477
4/6/2014	0.043246	0.00955	0.033696	1.383727	1.337564	0.046163	2.1111412	8.673912048	0.64353877	2.361321	4.82129765
4/7/2014	0.043041	0.009361	0.03368	1.3844	1.33953	0.044869	2.11353254	8.694210052	0.64427084	2.3652272	4.82721758
4/8/2014	0.04282	0.0092	0.03362	1.384781	1.341031	0.04375	2.11592007	8.713703156	0.6449998	2.3689337	4.83306265
4/9/2014	0.042575	0.009059	0.033516	1.384505	1.341856	0.042649	2.11829782	8.732367516	0.64572346	2.3724566	4.83884239
4/10/2014	0.042275	0.008919	0.033356	1.382704	1.341427	0.041277	2.12065816	8.750157356	0.64643937	2.3757753	4.84457731
4/11/2014	0.041963	0.008796	0.033167	1.380487	1.340458	0.040029	2.12299371	8.767026901	0.64714545	2.3788786	4.85021877
4/12/2014	0.041657	0.008691	0.032965	1.378277	1.339266	0.039011	2.12529874	8.782979965	0.64784068	2.3817952	4.85574627

Date	Lake TP (mg/L)	Lake DP (mg/L)	Lake OP (mg/L)	Lake TN (mg/L)	Lake DN (mg/L)	Lake ON (mg/L)	Porewater DP (mg/L)	Porewater DN (mg/L)	Sediment P (mg/g)	Sediment N (mg/g)	Sediment P flux (mg/m2/d)
4/13/2014	0.041363	0.00919	0.032173	1.37238	1.333319	0.039061	2.12756777	8.797895432	0.64850992	2.3846307	4.85980797
4/14/2014	0.041442	0.009855	0.031588	1.374411	1.332505	0.041907	2.12977481	8.811953545	0.64914376	2.3876984	4.86334562
4/15/2014	0.041927	0.010546	0.031381	1.388937	1.342961	0.045977	2.13190389	8.826022148	0.64975727	2.3913238	4.86664534
4/16/2014	0.042488	0.01039	0.032098	1.404949	1.355284	0.049664	2.13398004	8.840829849	0.65038323	2.3955739	4.87176657
4/17/2014	0.04306	0.010293	0.032767	1.421397	1.368481	0.052916	2.1360743	8.856637001	0.6510433	2.4003806	4.87679291
4/18/2014	0.043657	0.010249	0.033408	1.438679	1.382721	0.055958	2.1382525	8.873618126	0.65173507	2.4056904	4.88189125
4/19/2014	0.044261	0.01024	0.034022	1.456302	1.397612	0.058691	2.14052916	8.891892433	0.65245712	2.4114604	4.88713503
4/20/2014	0.044769	0.010218	0.034551	1.471478	1.411196	0.060282	2.1429019	8.911446571	0.65320653	2.417572	4.89262772
4/21/2014	0.04513	0.010164	0.034966	1.483002	1.422458	0.060545	2.14535975	8.93209362	0.65397829	2.4238243	4.89839125
4/22/2014	0.045392	0.010866	0.034526	1.491497	1.431545	0.059953	2.14788437	8.953554153	0.65474802	2.4300399	4.90257168
4/23/2014	0.045591	0.010628	0.034963	1.498333	1.439342	0.058991	2.15042067	8.975564003	0.65551651	2.4361198	4.90893602
4/24/2014	0.045752	0.01117	0.034582	1.50414	1.446071	0.058069	2.15295577	8.997903824	0.65628535	2.4420378	4.91350842
4/25/2014	0.045908	0.011605	0.034303	1.508695	1.451352	0.057343	2.15548706	9.020373344	0.65703654	2.4478135	4.91831779
4/26/2014	0.046057	0.011204	0.034853	1.514057	1.457427	0.05663	2.15798044	9.042876244	0.6577937	2.4534645	4.92495775
4/27/2014	0.046182	0.010889	0.035293	1.519835	1.463573	0.056262	2.16047788	9.065389633	0.65857464	2.4590201	4.93141031
4/28/2014	0.046279	0.011427	0.034852	1.523001	1.466569	0.056432	2.16302562	9.087776184	0.65935415	2.4645522	4.93602085
4/29/2014	0.046501	0.011887	0.034614	1.529801	1.472841	0.05696	2.16558528	9.110062599	0.66011542	2.4701333	4.94083786
4/30/2014	0.046751	0.012259	0.034493	1.536969	1.479591	0.057378	2.1681118	9.132421494	0.6608668	2.4757838	4.94578123
5/1/2014	0.045543	0.012132	0.033411	1.554081	1.496244	0.057837	2.26460338	8.116371155	0.65874976	2.4802876	5.14463997
5/2/2014	0.044417	0.010918	0.033499	1.570269	1.512226	0.058044	2.28319263	7.382982254	0.65719193	2.4844656	5.16826487
5/3/2014	0.04331	0.009945	0.033365	1.585379	1.527302	0.058077	2.2848568	6.853655815	0.65592992	2.4884243	5.15648746
5/4/2014	0.042191	0.009145	0.033047	1.598235	1.540653	0.057582	2.28314877	6.471655846	0.65490913	2.4922025	5.13988686
5/5/2014	0.041145	0.009544	0.0316	1.609153	1.552266	0.056886	2.2811017	6.196014404	0.65410614	2.4958	5.12490129
5/6/2014	0.040153	0.00878	0.031373	1.618547	1.56263	0.055916	2.2793808	5.997139454	0.65349764	2.499203	5.11260891
5/7/2014	0.039149	0.008144	0.031005	1.62625	1.571468	0.054783	2.27810717	5.85365057	0.65306324	2.5023961	5.10292006
5/8/2014	0.038117	0.007598	0.03052	1.631768	1.578432	0.053336	2.27727914	5.750096798	0.65278387	2.5053601	5.09553051
5/9/2014	0.037084	0.008073	0.029011	1.631776	1.580042	0.051734	2.27685714	5.675307751	0.65263581	2.5080705	5.09010601
5/10/2014	0.036104	0.007462	0.028642	1.633337	1.583476	0.049862	2.27678227	5.621202469	0.65259385	2.5105007	5.08631277
5/11/2014	0.035177	0.006968	0.028209	1.635204	1.586587	0.048617	2.27699351	5.581935406	0.65263897	2.512645	5.08385181
5/12/2014	0.034379	0.007506	0.026873	1.634796	1.586589	0.048208	2.27743888	5.553296089	0.65275425	2.5145564	5.08247423
5/13/2014	0.034121	0.008342	0.025779	1.635495	1.584007	0.051488	2.27806544	5.532295704	0.65291983	2.5164216	5.08195353
5/14/2014	0.034025	0.007859	0.026166	1.648003	1.594592	0.053411	2.27882218	5.516880035	0.65312195	2.5184913	5.08208847
5/15/2014	0.034032	0.00863	0.025402	1.659049	1.603718	0.055331	2.27967691	5.505646229	0.65335476	2.5208697	5.08273745
5/16/2014	0.034175	0.009283	0.024892	1.67083	1.613891	0.056938	2.28060818	5.497601509	0.65361094	2.5235415	5.08379555
5/17/2014	0.034298	0.008659	0.025638	1.682954	1.625179	0.057775	2.28159928	5.492016315	0.65388578	2.5264623	5.08518076
5/18/2014	0.034244	0.008125	0.026119	1.691979	1.634464	0.057515	2.28264594	5.488330364	0.65418231	2.529536	5.08684635
5/19/2014	0.034115	0.008726	0.025389	1.697947	1.641186	0.05676	2.28375411	5.486086845	0.65450066	2.5326364	5.08877659
5/20/2014	0.033994	0.009169	0.024825	1.701398	1.645526	0.055872	2.28491688	5.484902859	0.65483308	2.5356629	5.09093285
5/21/2014	0.033846	0.008464	0.025382	1.706238	1.651271	0.054967	2.28611612	5.484464645	0.65517396	2.5385633	5.09325314
5/22/2014	0.03356	0.007868	0.025692	1.709207	1.655476	0.053731	2.28734374	5.484526634	0.65552509	2.5413084	5.0957036
5/23/2014	0.033132	0.007346	0.025786	1.70982	1.657765	0.052055	2.2886045	5.484894276	0.6558888	2.5438585	5.09828329
5/24/2014	0.032667	0.007794	0.024873	1.708708	1.658336	0.050372	2.28989816	5.485405445	0.65626156	2.5461676	5.10098028
5/25/2014	0.032185	0.008082	0.024104	1.704363	1.655823	0.04854	2.29120922	5.485924244	0.65663445	2.5482054	5.10375214
5/26/2014	0.03168	0.007416	0.024264	1.701016	1.654207	0.04681	2.29251432	5.486341953	0.65700126	2.5499575	5.10653734
5/27/2014	0.031194	0.0077	0.023494	1.697132	1.651512	0.04562	2.29379773	5.486577988	0.6573602	2.5514371	5.10929632
5/28/2014	0.031028	0.00839	0.022638	1.673451	1.625441	0.04801	2.29504776	5.486608028	0.65770698	2.5527825	5.11199665
5/29/2014	0.031054	0.008741	0.022313	1.676001	1.627102	0.048899	2.29624963	5.486496925	0.65803647	2.5542099	5.11460304
5/30/2014	0.030934	0.008011	0.022924	1.677558	1.629178	0.04838	2.29739547	5.486351967	0.65835047	2.5557613	5.11709404
5/31/2014	0.030648	0.008213	0.022436	1.675076	1.628135	0.046941	2.29849291	5.486227989	0.65865403	2.5573022	5.11948586
6/1/2014	0.031432	0.007463	0.023969	1.679258	1.625299	0.053959	3.92836332	6.247559071	0.64616573	2.5498154	8.84828472
6/2/2014	0.032015	0.007544	0.024471	1.678328	1.619858	0.058469	4.25453377	6.787805557	0.6401903	2.5428281	9.57592201
6/3/2014	0.032484	0.007601	0.024882	1.671331	1.609721	0.061611	4.30360889	7.170688629	0.63579768	2.5363455	9.66937447
6/4/2014	0.03295	0.007614	0.025336	1.668621	1.604593	0.064029	4.29460382	7.441634655	0.6319446	2.5303073	9.63290596
6/5/2014	0.033435	0.007662	0.025773	1.666719	1.600389	0.06633	4.27431154	7.632992268	0.62840921	2.5246451	9.57367992
6/6/2014	0.033877	0.006978	0.026898	1.665083	1.596909	0.068175	4.25275707	7.767784595	0.62514031	2.5193009	9.51418781
6/7/2014	0.034203	0.006409	0.027794	1.662017	1.59281	0.069207	4.23208952	7.862390041	0.62212026	2.514221	9.45887089
6/8/2014	0.034373	0.006664	0.027709	1.649917	1.580436	0.069481	4.21275139	7.928447247	0.61933523	2.5093465	9.40832996
6/9/2014	0.03451	0.006104	0.028407	1.643958	1.574855	0.069102	4.19479275	7.974211216	0.61677003	2.504616	9.36234093
6/10/2014	0.03457	0.005636	0.028934	1.637326	1.568853	0.068473	4.17816734	8.005524635	0.61440903	2.4999728	9.32052231
6/11/2014	0.034557	0.005996	0.028561	1.621462	1.553322	0.06814	4.16279793	8.026518822	0.61223602	2.4953756	9.28247166
6/12/2014	0.034579	0.006184	0.028395	1.612827	1.545319	0.067509	4.1485939	8.040113449	0.61023366	2.4907999	9.24780178
6/13/2014	0.034528	0.005659	0.028869	1.604965	1.538639	0.066326	4.13545752	8.048376083	0.60838544	2.4862242	9.21614075
6/14/2014	0.03442	0.005222	0.029198	1.596767	1.53165	0.065116	4.12329483	8.052762985	0.60667682	2.4816232	9.18715763
6/15/2014	0.034218	0.004837	0.029381	1.587204	1.52368	0.063524	4.11201811	8.054296494	0.60509431	2.4769738	9.16055489
6/16/2014	0.03397	0.004511	0.029459	1.57727	1.515332	0.061939	4.10154533	8.053687096	0.60362494	2.4722559	9.13607025
6/17/2014	0.033896	0.005035	0.028861	1.565002	1.502444	0.062558	4.09179497	8.051439285	0.60225606	2.4674737	9.11345482
6/18/2014	0.034236	0.005627	0.028609	1.568318	1.502726	0.065592	4.08268785	8.047938347	0.60097533	2.4626873	9.09247971
6/19/2014	0.034846	0.006473	0.028373	1.568458	1.497583	0.070875	4.07414675	8.043526649	0.59977156	2.4580102	9.07292843

Date	Lake TP (mg/L)	Lake DP (mg/L)	Lake OP (mg/L)	Lake TN (mg/L)	Lake DN (mg/L)	Lake ON (mg/L)	Porewater DP (mg/L)	Porewater DN (mg/L)	Sediment P (mg/g)	Sediment N (mg/g)	Sediment P flux (mg/m2/d)
6/20/2014	0.035848	0.007396	0.028452	1.57995	1.502003	0.077946	4.06610394	8.038551331	0.59863538	2.4535813	9.05461597
6/21/2014	0.03726	0.008352	0.028907	1.606231	1.519755	0.086476	4.05850029	8.033370018	0.59755915	2.4495418	9.03738403
6/22/2014	0.03868	0.009204	0.029476	1.629951	1.536096	0.093856	4.05128956	8.028341293	0.59653693	2.4460025	9.02110577
6/23/2014	0.04011	0.008704	0.031406	1.655742	1.555397	0.100344	4.04443598	8.023784637	0.5955649	2.4430115	9.00568581
6/24/2014	0.041174	0.009766	0.031409	1.654366	1.548956	0.105411	4.03791618	8.019947052	0.59464031	2.4405584	8.9910593
6/25/2014	0.042573	0.009206	0.033367	1.680498	1.570006	0.110491	4.03170967	8.016986847	0.59376025	2.4386044	8.97716904
6/26/2014	0.043799	0.01001	0.033789	1.702661	1.588748	0.113913	4.02580023	8.014986038	0.59292245	2.4371004	8.96397114
6/27/2014	0.044819	0.009333	0.035486	1.72068	1.605092	0.115588	4.0201726	8.013958931	0.592125	2.4359746	8.9514246
6/28/2014	0.045479	0.008698	0.036781	1.731519	1.616728	0.114791	4.01481533	8.013846397	0.59136659	2.4351199	8.93949986
6/29/2014	0.045902	0.009217	0.036685	1.735615	1.622705	0.112911	4.00971842	8.014515877	0.59064543	2.4344082	8.92816925
6/30/2014	0.046391	0.010065	0.036325	1.729391	1.615103	0.114288	4.00486422	8.015790939	0.58995718	2.433754	8.91738987
7/1/2014	0.047351	0.011112	0.036239	1.735354	1.61592	0.119434	4.00022364	8.017524719	0.58929682	2.4331858	8.90709305
7/2/2014	0.048739	0.010447	0.038292	1.766112	1.640948	0.125163	3.99577117	8.019667625	0.58866191	2.4328167	8.89721966
7/3/2014	0.049997	0.011439	0.038558	1.792347	1.662626	0.129721	3.99149489	8.022269249	0.58805245	2.4327435	8.88774204
7/4/2014	0.05117	0.010705	0.040465	1.818238	1.685179	0.133059	3.98739195	8.025414467	0.58746856	2.4329958	8.87865162
7/5/2014	0.052204	0.010126	0.042078	1.842158	1.706536	0.135621	3.98346472	8.029171944	0.5869112	2.433553	8.86995506
7/6/2014	0.053093	0.009657	0.043436	1.863685	1.726334	0.137351	3.97972012	8.033564568	0.58638191	2.4343717	8.86166668
7/7/2014	0.053852	0.010775	0.043077	1.880095	1.741548	0.138547	3.97616243	8.038575172	0.58587992	2.4354017	8.85379696
7/8/2014	0.054525	0.010126	0.044399	1.896475	1.757825	0.13865	3.97278428	8.044149399	0.58540303	2.4365878	8.84632778
7/9/2014	0.054939	0.010883	0.044057	1.906038	1.769016	0.137021	3.9695735	8.050203323	0.58494943	2.4378605	8.83923054
7/10/2014	0.055167	0.01006	0.045107	1.912252	1.778101	0.134151	3.96651864	8.056612968	0.58451724	2.4391303	8.83248138
7/11/2014	0.055217	0.009355	0.045862	1.915697	1.78486	0.130838	3.9636085	8.063220978	0.58410555	2.4403059	8.82605267
7/12/2014	0.05517	0.009925	0.045245	1.91708	1.789582	0.127498	3.96083593	8.069849968	0.58371311	2.4413171	8.81992817
7/13/2014	0.054797	0.010521	0.044277	1.899475	1.774748	0.124726	3.95818567	8.076332092	0.58333623	2.4421239	8.81407452
7/14/2014	0.054852	0.010865	0.043987	1.902897	1.780008	0.122889	3.95563436	8.082527161	0.58297062	2.4427211	8.8084383
7/15/2014	0.05485	0.009945	0.044905	1.905812	1.784787	0.121024	3.95315909	8.088341713	0.5826143	2.4431269	8.80296803
7/16/2014	0.054718	0.009176	0.045541	1.906778	1.787996	0.118782	3.95075178	8.09372139	0.58226776	2.4433563	8.79764462
7/17/2014	0.054439	0.008511	0.045928	1.905104	1.789176	0.115928	3.94841361	8.098630905	0.58193171	2.4434061	8.79247284
7/18/2014	0.054028	0.007926	0.046102	1.900947	1.788378	0.112569	3.9461453	8.103037834	0.58160597	2.4432571	8.78745365
7/19/2014	0.053502	0.007406	0.046096	1.894625	1.785767	0.108859	3.94394493	8.106897354	0.58128971	2.4428821	8.78258419
7/20/2014	0.052904	0.006952	0.045953	1.887065	1.781903	0.105163	3.94180679	8.110159874	0.58098173	2.442255	8.7778511
7/21/2014	0.052244	0.006549	0.045695	1.878367	1.776871	0.101496	3.93972206	8.112770081	0.58068049	2.4413595	8.77323532
7/22/2014	0.051539	0.006193	0.045345	1.86882	1.770875	0.097945	3.9376812	8.11468029	0.58038431	2.4401879	8.7687149
7/23/2014	0.050807	0.006673	0.044133	1.858082	1.763629	0.094453	3.93567061	8.115850449	0.58009094	2.4387391	8.76425838
7/24/2014	0.050032	0.006213	0.043819	1.846115	1.755334	0.090782	3.93367529	8.116251945	0.57979763	2.4370131	8.75983334
7/25/2014	0.04923	0.005816	0.043414	1.833776	1.746414	0.087362	3.93167925	8.115865707	0.57950276	2.4350104	8.75540352
7/26/2014	0.048394	0.005465	0.042929	1.820747	1.736712	0.084035	3.92967296	8.114676476	0.57920539	2.4327352	8.750947
7/27/2014	0.047516	0.005146	0.04237	1.806745	1.72607	0.080674	3.92764854	8.112679482	0.57890439	2.4301937	8.74644661
7/28/2014	0.046611	0.004857	0.041754	1.79206	1.714676	0.077385	3.92559886	8.109872818	0.57859868	2.4273908	8.74188709
7/29/2014	0.0457	0.0046	0.041101	1.777166	1.702842	0.074324	3.92351508	8.1062603	0.57828712	2.4243326	8.73724842
7/30/2014	0.044751	0.004354	0.040397	1.761179	1.690045	0.071133	3.92139101	8.101849556	0.57796854	2.4210265	8.73251724
7/31/2014	0.043862	0.004159	0.039703	1.746503	1.677796	0.068707	3.91921782	8.096652031	0.5776419	2.4174833	8.72767353
8/1/2014	0.042951	0.00397	0.038981	1.730996	1.664834	0.066162	3.91698933	8.090687752	0.57730627	2.4137208	8.72270489
8/2/2014	0.042057	0.004356	0.037701	1.713952	1.650001	0.063951	3.91469812	8.083984375	0.57696033	2.4097567	8.71759319
8/3/2014	0.041198	0.004096	0.037102	1.698434	1.636702	0.061732	3.91233444	8.076573372	0.57660264	2.405606	8.71231747
8/4/2014	0.040362	0.003876	0.036485	1.683306	1.623497	0.059808	3.90989184	8.068489075	0.57623255	2.4012833	8.7068634
8/5/2014	0.039556	0.00429	0.035266	1.664119	1.605429	0.058691	3.90736508	8.059770584	0.57584953	2.3968084	8.70121956
8/6/2014	0.038853	0.004039	0.034814	1.650971	1.593423	0.057548	3.90474963	8.050463676	0.57545286	2.3922095	8.69537544
8/7/2014	0.038161	0.003827	0.034334	1.637858	1.581416	0.056442	3.90204263	8.040620804	0.57504249	2.3875096	8.68932629
8/8/2014	0.037485	0.003648	0.033837	1.624914	1.569496	0.055418	3.89924455	8.030294418	0.574619	2.3827231	8.68307209
8/9/2014	0.03679	0.00348	0.03331	1.611231	1.557087	0.054144	3.89635801	8.01953125	0.57418281	2.3778582	8.67661953
8/10/2014	0.03606	0.003314	0.032746	1.596496	1.543952	0.052544	3.89338589	8.008367538	0.57373422	2.3729131	8.66997623
8/11/2014	0.035324	0.003606	0.031718	1.579773	1.528818	0.050954	3.89032865	7.996824741	0.573273	2.3678796	8.6631422
8/12/2014	0.034546	0.003781	0.030765	1.560398	1.51145	0.048949	3.8871839	7.984912395	0.57279837	2.362747	8.65611267
8/13/2014	0.033785	0.003481	0.030304	1.543524	1.496666	0.046858	3.88394761	7.972625732	0.57230967	2.3575013	8.64887905
8/14/2014	0.032984	0.003208	0.029776	1.525759	1.481154	0.044605	3.8806169	7.959952831	0.57180721	2.3521285	8.64143372
8/15/2014	0.032185	0.002972	0.029212	1.508053	1.465515	0.042538	3.87719464	7.946873665	0.57129145	2.3466189	8.63378429
8/16/2014	0.031407	0.002775	0.028633	1.490821	1.450045	0.040776	3.8736825	7.933371067	0.57076269	2.3409715	8.6259346
8/17/2014	0.030561	0.002571	0.02799	1.471822	1.433309	0.038513	3.87008238	7.919434071	0.57022107	2.3351884	8.61788845
8/18/2014	0.02977	0.002411	0.027359	1.454045	1.417213	0.036831	3.86639476	7.905054092	0.56966668	2.3292699	8.60964775
8/19/2014	0.029042	0.00229	0.026753	1.437589	1.401899	0.035689	3.86262059	7.890229702	0.56909955	2.3232269	8.60121441
8/20/2014	0.028516	0.002255	0.026261	1.425634	1.389546	0.036088	3.85875988	7.874978065	0.56851983	2.3170929	8.59258842
8/21/2014	0.028127	0.002815	0.025312	1.407087	1.369333	0.037754	3.85481405	7.859348297	0.56792748	2.3109288	8.58377266
8/22/2014	0.027886	0.003302	0.024585	1.392876	1.353207	0.039668	3.8507812	7.843428135	0.56732208	2.3048065	8.5747633
8/23/2014	0.02772	0.003167	0.024552	1.387092	1.345991	0.0411	3.84666085	7.827329636	0.56670374	2.2987781	8.56555843
8/24/2014	0.027618	0.003687	0.023931	1.373205	1.330089	0.043116	3.84245491	7.811164856	0.56607342	2.2928724	8.55616379
8/25/2014	0.027651	0.003542	0.024109	1.371302	1.3262	0.045102	3.83816981	7.795035362	0.56543213	2.2871113	8.54659271
8/26/2014	0.027791	0.0041	0.023691	1.365348	1.317564	0.047784	3.833812	7.77903223	0.56478113	2.2815173	8.53686047

Date	Lake TP (mg/L)	Lake DP (mg/L)	Lake OP (mg/L)	Lake TN (mg/L)	Lake DN (mg/L)	Lake ON (mg/L)	Porewater DP (mg/L)	Porewater DN (mg/L)	Sediment P (mg/g)	Sediment N (mg/g)	Sediment P flux (mg/m2/d)
8/27/2014	0.027987	0.004525	0.023462	1.363198	1.313185	0.050013	3.82938886	7.763236523	0.56412125	2.2761106	8.52698421
8/28/2014	0.028164	0.004267	0.023897	1.363398	1.311885	0.051514	3.82490754	7.747717857	0.56345361	2.270895	8.51697922
8/29/2014	0.028312	0.004619	0.023693	1.361006	1.308367	0.052639	3.82037616	7.732521534	0.5627799	2.2658525	8.50686455
8/30/2014	0.028389	0.00482	0.023569	1.358098	1.305269	0.052829	3.81580424	7.717661381	0.56210107	2.260952	8.49666119
8/31/2014	0.028339	0.004425	0.023914	1.3527	1.30067	0.05203	3.811198	7.703119278	0.56141794	2.2561479	8.48638344
9/1/2014	0.028222	0.004086	0.024136	1.346398	1.295388	0.051011	3.80656552	7.68884182	0.56073201	2.2513871	8.47604942
9/2/2014	0.028047	0.004261	0.023785	1.336161	1.286286	0.049875	3.80191445	7.67475462	0.56004423	2.2466259	8.46567535
9/3/2014	0.027888	0.003934	0.023954	1.329443	1.280547	0.048897	3.79724979	7.660777092	0.55935478	2.2418365	8.45527363
9/4/2014	0.027803	0.003698	0.024104	1.325059	1.276304	0.048755	3.79257488	7.646838665	0.55866426	2.2370121	8.44485092
9/5/2014	0.027751	0.004049	0.023702	1.317829	1.26878	0.049049	3.78789282	7.632891178	0.55797309	2.2321677	8.43441486
9/6/2014	0.027821	0.004363	0.023458	1.315661	1.265728	0.049933	3.78320479	7.618918896	0.5572809	2.2273316	8.42396545
9/7/2014	0.027905	0.0041	0.023805	1.315019	1.264325	0.050694	3.77850962	7.604932308	0.55658764	2.2225327	8.41350174
9/8/2014	0.027956	0.003882	0.024074	1.31393	1.262743	0.051187	3.77380967	7.590958595	0.55589426	2.2177885	8.40302849
9/9/2014	0.027977	0.0037	0.024277	1.312375	1.260931	0.051444	3.76911092	7.57702446	0.55520183	2.2131009	8.39256001
9/10/2014	0.027915	0.004064	0.023851	1.304403	1.253201	0.051202	3.76441789	7.563147068	0.55451059	2.2084608	8.38210392
9/11/2014	0.027874	0.003819	0.024055	1.301331	1.25045	0.050882	3.75973129	7.549328327	0.55382025	2.2038515	8.37166405
9/12/2014	0.027731	0.003585	0.024146	1.296107	1.246209	0.049898	3.75505161	7.535556316	0.55313098	2.1992519	8.36124039
9/13/2014	0.027567	0.003836	0.023731	1.289044	1.240083	0.048961	3.75037885	7.521803856	0.55244285	2.1946387	8.35083294
9/14/2014	0.027371	0.003572	0.0238	1.282716	1.234905	0.047811	3.74571252	7.508035183	0.55175537	2.1899917	8.34044075
9/15/2014	0.027128	0.003339	0.023789	1.27562	1.229083	0.046537	3.74105072	7.494211674	0.55106843	2.1852951	8.3300581
9/16/2014	0.026889	0.003543	0.023345	1.268301	1.222831	0.04547	3.73639226	7.480294228	0.5503819	2.1805375	8.31968403
9/17/2014	0.026655	0.003308	0.023346	1.261547	1.217011	0.044536	3.73173547	7.466249466	0.54969519	2.1757164	8.30931282
9/18/2014	0.026397	0.003108	0.023289	1.254488	1.210898	0.04359	3.72707772	7.452054501	0.54900825	2.1708341	8.29894066
9/19/2014	0.026098	0.002927	0.023172	1.24663	1.204154	0.042475	3.72241855	7.437693119	0.54832107	2.1658916	8.28856373
9/20/2014	0.025826	0.003148	0.022679	1.239203	1.197547	0.041656	3.71775699	7.423154831	0.54763329	2.1608894	8.27818203
9/21/2014	0.025565	0.003352	0.022213	1.229511	1.188542	0.040969	3.7130897	7.408433437	0.54694402	2.1558321	8.26778698
9/22/2014	0.025314	0.003118	0.022196	1.222405	1.182128	0.040278	3.70841122	7.393530846	0.54625255	2.1507275	8.25736713
9/23/2014	0.025071	0.00293	0.02214	1.215708	1.175949	0.039758	3.70371914	7.378453732	0.54555899	2.1455827	8.24691582
9/24/2014	0.024827	0.002775	0.022051	1.209121	1.169824	0.039296	3.69901371	7.363212585	0.54486364	2.1404049	8.23643398
9/25/2014	0.02458	0.002645	0.021934	1.202546	1.163693	0.038853	3.69429636	7.347820282	0.54416674	2.1352012	8.2259264
9/26/2014	0.024328	0.002535	0.021794	1.195892	1.157495	0.038397	3.68956876	7.332290173	0.54346836	2.1299763	8.21539497
9/27/2014	0.024074	0.00244	0.021634	1.189164	1.151232	0.037932	3.68483067	7.316636562	0.54276842	2.1247327	8.20483971
9/28/2014	0.023806	0.002354	0.021452	1.182106	1.144726	0.037379	3.68008208	7.300868988	0.54206693	2.1194713	8.19426155
9/29/2014	0.023561	0.002288	0.021273	1.175597	1.138574	0.037023	3.67532253	7.284996033	0.54136378	2.1141922	8.1836586
9/30/2014	0.023311	0.002227	0.021083	1.168902	1.132293	0.036609	3.67055154	7.269024849	0.54065883	2.1088979	8.1730299
10/1/2014	0.104281	0.032306	0.071974	1.347852	1.311386	0.036466	2.64177179	7.479850292	0.54657209	2.1077797	5.98642063
10/2/2014	0.102528	0.027932	0.074597	1.33031	1.293984	0.036326	2.34550142	7.668511868	0.54908037	2.1067286	5.31677723
10/3/2014	0.100983	0.02432	0.076664	1.317519	1.281709	0.03581	2.26186585	7.831075668	0.55045795	2.1057198	5.13319445
10/4/2014	0.099347	0.021369	0.077978	1.305654	1.270063	0.035592	2.24006391	7.971156597	0.55153018	2.1047413	5.08994722
10/5/2014	0.09769	0.018739	0.07895	1.294544	1.25911	0.035434	2.23631048	8.091740608	0.55252779	2.1037996	5.08736897
10/6/2014	0.09602	0.016604	0.079416	1.284205	1.24877	0.035435	2.2378695	8.195427895	0.5535112	2.1028965	5.09584427
10/7/2014	0.094385	0.01489	0.079495	1.276058	1.240008	0.03605	2.24101949	8.284518242	0.55449003	2.1020572	5.10700321
10/8/2014	0.09276	0.013495	0.079265	1.267854	1.231361	0.036494	2.24464893	8.361003876	0.55546176	2.1012948	5.11852884
10/9/2014	0.091197	0.012387	0.078811	1.261732	1.224249	0.037482	2.2484107	8.426623344	0.55642176	2.1006196	5.12970257
10/10/2014	0.089679	0.011494	0.078185	1.256211	1.217719	0.038491	2.25218534	8.482913971	0.55736578	2.1000502	5.14040899
10/11/2014	0.088179	0.010758	0.077422	1.249672	1.210671	0.039001	2.25592303	8.531136513	0.5582903	2.0995641	5.15067339
10/12/2014	0.086668	0.010126	0.076543	1.240536	1.201983	0.038553	2.25959682	8.572289467	0.5591923	2.0990987	5.16055155
10/13/2014	0.085199	0.009866	0.075333	1.231911	1.193572	0.03834	2.2631917	8.607244492	0.5600664	2.0986223	5.16939449
10/14/2014	0.083584	0.009795	0.07379	1.223208	1.1837	0.039508	2.2666862	8.63677597	0.56090444	2.0981982	5.17757511
10/15/2014	0.082129	0.009935	0.072194	1.220478	1.177753	0.042725	2.27005196	8.661737442	0.56170183	2.0979636	5.18497324
10/16/2014	0.081174	0.010098	0.071076	1.225935	1.179593	0.046341	2.27327752	8.683261871	0.56246418	2.0980155	5.19199896
10/17/2014	0.080365	0.009835	0.07053	1.234741	1.184189	0.050552	2.276371	8.702329636	0.56320471	2.0983925	5.19969988
10/18/2014	0.079585	0.010111	0.069474	1.242341	1.188333	0.054008	2.27936649	8.719503403	0.56392407	2.099086	5.20593834
10/19/2014	0.078805	0.010272	0.068533	1.247021	1.190837	0.056184	2.28227615	8.735093117	0.56461734	2.1000118	5.21224403
10/20/2014	0.077998	0.009908	0.06809	1.248447	1.191348	0.057098	2.28508139	8.749264717	0.5652923	2.1010656	5.21951532
10/21/2014	0.077169	0.009586	0.067583	1.24759	1.190396	0.057194	2.28779912	8.762125015	0.56595433	2.1021621	5.22648811
10/22/2014	0.076328	0.009303	0.067024	1.244975	1.188263	0.056712	2.29045367	8.773755074	0.56660181	2.1032438	5.23322725
10/23/2014	0.075529	0.009081	0.066447	1.242976	1.186521	0.056455	2.29304934	8.784276962	0.56723392	2.1042962	5.23969126
10/24/2014	0.074721	0.009259	0.065462	1.239924	1.183859	0.056065	2.29558754	8.7937994	0.56784534	2.1053228	5.2451067
10/25/2014	0.073976	0.009035	0.06494	1.23721	1.181602	0.055608	2.2980516	8.802420616	0.56843692	2.1063151	5.25127268
10/26/2014	0.073244	0.008847	0.064397	1.234041	1.179007	0.055034	2.30043554	8.810239792	0.56901425	2.1072655	5.25717354
10/27/2014	0.072539	0.008694	0.063845	1.230917	1.176406	0.054511	2.30275631	8.817327499	0.56957692	2.108171	5.26284933
10/28/2014	0.071831	0.008554	0.063277	1.226699	1.173026	0.053674	2.30501747	8.823724747	0.57012457	2.1090209	5.26835775
10/29/2014	0.071144	0.008437	0.062707	1.222408	1.169537	0.052871	2.30721903	8.82945919	0.57065707	2.1098039	5.27367592
10/30/2014	0.070487	0.008344	0.062143	1.21834	1.166147	0.052193	2.30936098	8.834584236	0.5711745	2.1105263	5.2788043
10/31/2014	0.069851	0.008266	0.061586	1.214233	1.162689	0.051544	2.31144333	8.839150429	0.57167703	2.1111941	5.28376055
11/1/2014	0.069163	0.00813	0.061034	1.210348	1.159335	0.051014	2.01039052	8.715796471	0.57405245	2.1126072	4.59342194
11/2/2014	0.068365	0.007907	0.060458	1.205315	1.155146	0.050169	1.92407119	8.60852623	0.57521421	2.1139193	4.39590597

Date	Lake TP (mg/L)	Lake DP (mg/L)	Lake OP (mg/L)	Lake TN (mg/L)	Lake DN (mg/L)	Lake ON (mg/L)	Porewater DP (mg/L)	Porewater DN (mg/L)	Sediment P (mg/g)	Sediment N (mg/g)	Sediment P flux (mg/m2/d)
11/3/2014	0.067555	0.007694	0.059862	1.200051	1.150729	0.049322	1.90039718	8.515201569	0.57601041	2.1151228	4.34208441
11/4/2014	0.066697	0.007831	0.058866	1.193586	1.144888	0.048697	1.89497626	8.433938026	0.57668352	2.1162319	4.32933378
11/5/2014	0.065954	0.007625	0.058329	1.188856	1.140742	0.048114	1.89483654	8.363165855	0.57730675	2.1172616	4.32948589
11/6/2014	0.065239	0.007458	0.057781	1.184293	1.136672	0.047621	1.89619052	8.301575661	0.57790685	2.118221	4.33297491
11/7/2014	0.064587	0.007341	0.057246	1.181216	1.133596	0.047621	1.8979491	8.248006821	0.57849002	2.119137	4.33727741
11/8/2014	0.063942	0.007546	0.056395	1.177376	1.129958	0.047418	1.89979732	8.201435089	0.57905424	2.1200242	4.34104633
11/9/2014	0.063323	0.007399	0.055924	1.173311	1.126223	0.047088	1.90162957	8.160928726	0.57960093	2.1208715	4.34558725
11/10/2014	0.062727	0.00728	0.055447	1.169317	1.122526	0.046791	1.90341449	8.125692368	0.58013499	2.1216774	4.34995651
11/11/2014	0.062166	0.007189	0.054977	1.165876	1.119204	0.046672	1.90515757	8.095050812	0.58065641	2.1224523	4.35416269
11/12/2014	0.061562	0.007425	0.054137	1.160782	1.114312	0.046471	1.90686262	8.068364143	0.58116066	2.1232018	4.35753345
11/13/2014	0.06104	0.007298	0.053741	1.156792	1.110637	0.046154	1.90851724	8.045100212	0.58164877	2.1239192	4.36162043
11/14/2014	0.060534	0.007194	0.05334	1.152815	1.106966	0.045849	1.91011727	8.024851799	0.58212632	2.1246016	4.36552906
11/15/2014	0.060049	0.007111	0.052938	1.148973	1.103382	0.04559	1.91167772	8.007221222	0.58259314	2.1252525	4.36930084
11/16/2014	0.059588	0.007343	0.052245	1.145293	1.099858	0.045435	1.91320586	7.991867542	0.58304554	2.1258788	4.3722744
11/17/2014	0.059147	0.007517	0.05163	1.141333	1.096186	0.045147	1.91469455	7.978485584	0.58348101	2.1264801	4.37528944
11/18/2014	0.058634	0.007326	0.051308	1.134181	1.090325	0.043856	1.91612756	7.966719627	0.58390421	2.1270111	4.37901592
11/19/2014	0.058161	0.007182	0.050979	1.12817	1.085161	0.043009	1.91751146	7.956274033	0.5843187	2.12745	4.38252163
11/20/2014	0.057714	0.00707	0.050644	1.122787	1.08038	0.042407	1.91886258	7.946984768	0.58472431	2.1278253	4.38587713
11/21/2014	0.057305	0.006989	0.050316	1.118296	1.076189	0.042106	1.92018497	7.938716412	0.58512098	2.1281598	4.38909626
11/22/2014	0.056903	0.007257	0.049646	1.114207	1.071772	0.042435	1.92148304	7.931342125	0.58550459	2.1284916	4.39146042
11/23/2014	0.056627	0.007183	0.049444	1.113022	1.06994	0.043082	1.92274559	7.92483902	0.58587676	2.1288598	4.39452505
11/24/2014	0.056258	0.007511	0.048747	1.109614	1.065486	0.044128	1.92397261	7.919117451	0.58623725	2.1292932	4.39658785
11/25/2014	0.056101	0.007427	0.048674	1.111058	1.065708	0.04535	1.92516351	7.91418314	0.58658767	2.1298156	4.39951229
11/26/2014	0.055933	0.007353	0.048581	1.111748	1.065535	0.046213	1.92631948	7.910127163	0.58693564	2.1304195	4.40233564
11/27/2014	0.055807	0.007309	0.048498	1.113543	1.066223	0.047321	1.92745972	7.906888485	0.58728087	2.1311004	4.40505123
11/28/2014	0.055661	0.007263	0.048398	1.114281	1.066289	0.047992	1.9285897	7.904402733	0.58762336	2.1318505	4.40775013
11/29/2014	0.055528	0.007229	0.048299	1.115159	1.066524	0.048635	1.92971039	7.902584553	0.58796281	2.1326511	4.41039848
11/30/2014	0.055413	0.007208	0.048205	1.116363	1.067052	0.049311	1.9308219	7.901387215	0.58829933	2.1335022	4.41299677
12/1/2014	0.053456	0.007191	0.046265	1.110568	1.067522	0.043047	1.93326604	7.901519299	0.58980078	2.1378717	4.418643
12/2/2014	0.051562	0.007132	0.04443	1.103131	1.065577	0.037553	1.93732417	7.903279781	0.59119517	2.1412752	4.42808723
12/3/2014	0.049884	0.007113	0.042771	1.099235	1.065061	0.034174	1.94163811	7.906054974	0.59249735	2.14395	4.43802738
12/4/2014	0.04834	0.007097	0.041243	1.096063	1.064388	0.031675	1.94582939	7.909495831	0.59371734	2.1461413	4.44768047
12/5/2014	0.046944	0.007093	0.039851	1.094163	1.064123	0.03004	1.94980407	7.913347244	0.59486264	2.1479924	4.45680809
12/6/2014	0.045667	0.007091	0.038575	1.092732	1.063867	0.028865	1.9535501	7.917446136	0.59593976	2.1496117	4.46540546
12/7/2014	0.044479	0.007084	0.037395	1.091032	1.06319	0.027842	1.95707691	7.921655178	0.59695417	2.1510496	4.4735136
12/8/2014	0.043381	0.007417	0.035963	1.088756	1.061614	0.027142	1.96039784	7.925843239	0.597902	2.1523449	4.48036671
12/9/2014	0.042411	0.007677	0.034733	1.087196	1.060632	0.026564	1.96350932	7.929947853	0.59878212	2.1535347	4.48690844
12/10/2014	0.041529	0.007559	0.03397	1.085874	1.059794	0.02608	1.96641064	7.933963299	0.59961158	2.1546364	4.49383545
12/11/2014	0.040706	0.007461	0.033245	1.084468	1.058808	0.02566	1.96913803	7.937865257	0.60040289	2.155663	4.5003171
12/12/2014	0.039934	0.007378	0.032556	1.082844	1.057594	0.02525	1.97172844	7.941623688	0.60115784	2.1566207	4.50645018
12/13/2014	0.039218	0.00731	0.031907	1.081247	1.056328	0.024919	1.97419727	7.94521904	0.6018784	2.157517	4.5122695
12/14/2014	0.038554	0.007255	0.031299	1.079658	1.055012	0.024645	1.97655356	7.948642731	0.6025666	2.1583629	4.51780272
12/15/2014	0.037962	0.007529	0.030433	1.078382	1.053859	0.024524	1.97880387	7.95190239	0.60321695	2.1591756	4.52233648
12/16/2014	0.037455	0.007788	0.029667	1.077176	1.052427	0.024749	1.98093891	7.955010414	0.60382569	2.1599956	4.52663994
12/17/2014	0.037028	0.007995	0.029034	1.076806	1.051889	0.024917	1.98294914	7.958015442	0.60439879	2.1608462	4.53077745
12/18/2014	0.036663	0.007839	0.028824	1.077181	1.051996	0.025185	1.98484564	7.961000443	0.60495025	2.161731	4.53548527
12/19/2014	0.036358	0.007728	0.028629	1.07858	1.052879	0.025701	1.98666286	7.964039326	0.60549104	2.162678	4.53990841
12/20/2014	0.036067	0.007638	0.028429	1.079688	1.053652	0.026036	1.98843372	7.967178345	0.60602117	2.1636925	4.54417849
12/21/2014	0.03578	0.00756	0.02822	1.080254	1.054104	0.026151	1.99016643	7.970410824	0.60654032	2.1647418	4.54833317
12/22/2014	0.035502	0.007493	0.028009	1.080472	1.054329	0.026143	1.99186265	7.973713875	0.60704821	2.1657979	4.5523777
12/23/2014	0.035265	0.007829	0.027437	1.079887	1.053364	0.026524	1.99352205	7.97703743	0.60753572	2.1668828	4.55541372
12/24/2014	0.035105	0.007733	0.027372	1.081552	1.054691	0.026861	1.99512708	7.980434895	0.60800666	2.1680238	4.5593152
12/25/2014	0.034981	0.00803	0.026951	1.083422	1.056188	0.027235	1.99668121	7.984010696	0.6084649	2.1692207	4.56220007
12/26/2014	0.0349	0.007913	0.026987	1.085908	1.058214	0.027695	1.9981935	7.987792492	0.60891294	2.1704834	4.56593847
12/27/2014	0.034834	0.008196	0.026638	1.088224	1.060178	0.028046	1.9996711	7.991799355	0.60935265	2.1718097	4.5686779
12/28/2014	0.034774	0.008047	0.026727	1.09025	1.062008	0.028241	2.00112009	7.99601984	0.60978526	2.1731782	4.5723443
12/29/2014	0.034714	0.007929	0.026785	1.092292	1.063874	0.028418	2.00254607	8.000437737	0.61022103	2.1745744	4.5758872
12/30/2014	0.034575	0.007805	0.02677	1.092102	1.064187	0.027915	2.00396967	8.004972458	0.61065716	2.1759419	4.57943726
12/31/2014	0.034284	0.007647	0.026638	1.087721	1.061444	0.026277	2.00538683	8.009399414	0.61108887	2.1771336	4.58305073
1/1/2015	0.03403	0.007528	0.026502	1.084486	1.059206	0.02528	2.00678873	8.01355648	0.6115132	2.1781094	4.58654022
1/2/2015	0.033842	0.007451	0.026391	1.083059	1.058064	0.024994	2.00817156	8.017463684	0.61193067	2.1789799	4.5898881
1/3/2015	0.033705	0.007732	0.025972	1.082283	1.057219	0.025064	2.00953484	8.021178246	0.61233419	2.179832	4.59237003
1/4/2015	0.033641	0.008007	0.025634	1.082223	1.056669	0.025554	2.01086259	8.024749756	0.61271822	2.1807282	4.59478617
1/5/2015	0.033527	0.007845	0.025682	1.080977	1.055732	0.025246	2.01213765	8.028206825	0.61309463	2.181638	4.59808397
1/6/2015	0.033336	0.007981	0.025355	1.076967	1.052545	0.024422	2.01337576	8.031451225	0.61346364	2.1824546	4.60061216
1/7/2015	0.033232	0.007819	0.025413	1.075727	1.051421	0.024306	2.01458645	8.034466743	0.61382538	2.1831939	4.60376072
1/8/2015	0.03315	0.007697	0.025453	1.075226	1.050805	0.024421	2.01577616	8.037358284	0.61418915	2.1839321	4.60676956
1/9/2015	0.033128	0.007971	0.025158	1.075569	1.050567	0.025002	2.01696467	8.040184021	0.61454588	2.1847255	4.60886812

Date	Lake TP (mg/L)	Lake DP (mg/L)	Lake OP (mg/L)	Lake TN (mg/L)	Lake DN (mg/L)	Lake ON (mg/L)	Porewater DP (mg/L)	Porewater DN (mg/L)	Sediment P (mg/g)	Sediment N (mg/g)	Sediment P flux (mg/m2/d)
1/10/2015	0.033151	0.007852	0.025299	1.077224	1.051619	0.025606	2.01813984	8.043045998	0.61489826	2.1856141	4.61183548
1/11/2015	0.033165	0.007757	0.025408	1.078682	1.052642	0.02604	2.01930356	8.046022415	0.61525649	2.1865854	4.61472416
1/12/2015	0.03312	0.007661	0.025459	1.078583	1.052646	0.025937	2.02047515	8.049084663	0.61561817	2.187582	4.61763144
1/13/2015	0.033144	0.007611	0.025533	1.080472	1.054032	0.02644	2.02165699	8.052248001	0.61598241	2.1886094	4.62045908
1/14/2015	0.033163	0.00757	0.025593	1.082181	1.055381	0.0268	2.02284956	8.055568695	0.61634946	2.1897051	4.62328815
1/15/2015	0.033154	0.007529	0.025626	1.083081	1.056219	0.026862	2.02405071	8.059029579	0.61671823	2.1908333	4.62613869
1/16/2015	0.033142	0.007495	0.025647	1.08388	1.056993	0.026888	2.02525783	8.062601089	0.61708772	2.1919665	4.6289854
1/17/2015	0.033104	0.007459	0.025645	1.083981	1.057273	0.026708	2.02646708	8.066245079	0.61745715	2.1930854	4.63184214
1/18/2015	0.033057	0.007426	0.02563	1.083821	1.057332	0.02649	2.02767587	8.069916725	0.61782557	2.1941702	4.63468981
1/19/2015	0.033003	0.007397	0.025606	1.083479	1.057218	0.02626	2.02888203	8.073583603	0.61819243	2.1952171	4.63752365
1/20/2015	0.032941	0.00737	0.025571	1.082901	1.056895	0.026006	2.03008318	8.077215195	0.61855727	2.196223	4.64034176
1/21/2015	0.032903	0.007356	0.025547	1.082955	1.05697	0.025985	2.03127861	8.080807686	0.61892009	2.1972051	4.64311647
1/22/2015	0.032855	0.00734	0.025515	1.082649	1.056787	0.025862	2.03246808	8.084363937	0.61928099	2.198174	4.64588165
1/23/2015	0.032784	0.007318	0.025466	1.081651	1.056094	0.025557	2.0336504	8.087849617	0.61963928	2.1991067	4.64864445
1/24/2015	0.032693	0.007292	0.025401	1.080087	1.054947	0.02514	2.03482342	8.091217995	0.61999422	2.1999795	4.65139627
1/25/2015	0.032578	0.007259	0.025318	1.077817	1.053229	0.024588	2.03598452	8.094418526	0.62034494	2.2007723	4.65413427
1/26/2015	0.032464	0.007525	0.024939	1.075142	1.051065	0.024077	2.03713059	8.097398758	0.62068349	2.2014778	4.65615416
1/27/2015	0.032366	0.007734	0.024632	1.072274	1.048648	0.023626	2.03824401	8.100124359	0.6210044	2.2021043	4.6582284
1/28/2015	0.03227	0.007605	0.024665	1.0695	1.046326	0.023174	2.03930926	8.102590561	0.62131816	2.2026567	4.66096735
1/29/2015	0.03217	0.0075	0.02467	1.066793	1.043981	0.022813	2.04034472	8.104801178	0.62163252	2.2031424	4.66358519
1/30/2015	0.032043	0.007405	0.024639	1.063514	1.041178	0.022336	2.04137158	8.106742859	0.62194574	2.2035594	4.66615963
1/31/2015	0.03192	0.007327	0.024593	1.060382	1.038407	0.021975	2.04239225	8.108403206	0.62225658	2.203908	4.66867924
2/1/2015	0.031811	0.007575	0.024236	1.056147	1.034177	0.02197	2.04340506	8.109746933	0.62255681	2.2042265	4.670434
2/2/2015	0.031652	0.007442	0.024211	1.051453	1.030285	0.021169	2.04438996	8.110753059	0.62284708	2.204479	4.67299938
2/3/2015	0.031571	0.007638	0.023933	1.048504	1.027336	0.021168	2.04534483	8.111481667	0.62312937	2.2046661	4.67473984
2/4/2015	0.031471	0.007506	0.023965	1.045139	1.024276	0.020863	2.04627442	8.111977577	0.62340516	2.2048283	4.67717457
2/5/2015	0.031383	0.007404	0.023979	1.042311	1.021559	0.020752	2.04718208	8.112267494	0.62368178	2.2049561	4.67949057
2/6/2015	0.031324	0.007332	0.023992	1.040328	1.019438	0.020889	2.04808617	8.112402916	0.62395865	2.2050858	4.68173027
2/7/2015	0.031265	0.007274	0.023991	1.038362	1.017374	0.020988	2.04899025	8.11243248	0.62423539	2.2052343	4.68393803
2/8/2015	0.031198	0.007223	0.023975	1.036176	1.015189	0.020987	2.04989362	8.112372398	0.62451124	2.2053905	4.68612576
2/9/2015	0.031136	0.007184	0.023952	1.034109	1.013105	0.021004	2.05079484	8.112235069	0.62478566	2.2055473	4.68828392
2/10/2015	0.031092	0.007158	0.023935	1.032526	1.011383	0.021143	2.05169225	8.11205101	0.62505871	2.2057164	4.69040251
2/11/2015	0.030966	0.007106	0.02386	1.02859	1.008035	0.020555	2.05258417	8.111774445	0.62532902	2.2058485	4.69256783
2/12/2015	0.030894	0.007081	0.023812	1.026211	1.005698	0.020512	2.0534668	8.111376762	0.62559581	2.2059288	4.69464922
2/13/2015	0.030763	0.007039	0.023724	1.022161	1.002187	0.019974	2.05433869	8.110845566	0.62585884	2.2059617	4.6967473
2/14/2015	0.030635	0.007236	0.023399	1.017895	0.99841	0.019485	2.05519652	8.110116959	0.62611109	2.2059109	4.69826269
2/15/2015	0.030506	0.007154	0.023352	1.013445	0.994465	0.01898	2.05602527	8.109165192	0.62635368	2.2057793	4.70035267
2/16/2015	0.030483	0.007124	0.023359	1.012048	0.992615	0.019433	2.05682707	8.10806942	0.62659502	2.2056434	4.70225954
2/17/2015	0.030464	0.007102	0.023362	1.010634	0.990857	0.019777	2.05762076	8.106939316	0.6268363	2.2055721	4.70413208
2/18/2015	0.030383	0.0073	0.023083	1.00719	0.987723	0.019466	2.05840945	8.105748177	0.62707031	2.2055035	4.70548677
2/19/2015	0.030251	0.007196	0.023054	1.002199	0.983468	0.018731	2.05917692	8.104395866	0.62729627	2.2053497	4.70748472
2/20/2015	0.030072	0.007094	0.022978	0.996139	0.978337	0.017802	2.05991793	8.102783203	0.62751931	2.2050607	4.70941877
2/21/2015	0.029914	0.007215	0.022699	0.99055	0.973378	0.017172	2.06064272	8.100862503	0.62773311	2.2046454	4.71080589
2/22/2015	0.029788	0.007118	0.02267	0.985802	0.968942	0.01686	2.06134295	8.098651886	0.62793893	2.204154	4.71263361
2/23/2015	0.029652	0.007035	0.022617	0.980872	0.964346	0.016526	2.06201863	8.096175194	0.62814242	2.2036107	4.71437407
2/24/2015	0.029515	0.006965	0.02255	0.975958	0.959728	0.016231	2.06268144	8.093435287	0.62834257	2.2030168	4.71605492
2/25/2015	0.02938	0.006907	0.022473	0.971113	0.955132	0.015981	2.06333256	8.090447426	0.62853885	2.2023795	4.71768236
2/26/2015	0.02926	0.007074	0.022186	0.965892	0.949988	0.015904	2.0639708	8.087207794	0.62872565	2.2017162	4.71876335
2/27/2015	0.029153	0.006996	0.022157	0.961375	0.945629	0.015746	2.06458449	8.083748817	0.62890434	2.2010345	4.72034979
2/28/2015	0.029076	0.006942	0.022134	0.957706	0.941874	0.015832	2.06517434	8.080142975	0.62908155	2.2003477	4.72182655
3/1/2015	0.029014	0.00711	0.021904	0.954195	0.93826	0.015934	2.0657537	8.076436996	0.62925214	2.1996768	4.72277069
3/2/2015	0.028961	0.007037	0.021924	0.95078	0.934776	0.016004	2.06631565	8.072660446	0.62941724	2.1990201	4.72422695
3/3/2015	0.028913	0.00722	0.021693	0.946155	0.929901	0.016255	2.06685996	8.068785667	0.62957686	2.19839	4.72505617
3/4/2015	0.02889	0.007345	0.021546	0.942865	0.926557	0.016308	2.06738663	8.064842224	0.62972683	2.1977849	4.72597837
3/5/2015	0.028878	0.007234	0.021644	0.940014	0.923631	0.016383	2.06788826	8.060915947	0.62987548	2.1971905	4.72738361
3/6/2015	0.02886	0.007144	0.021716	0.937214	0.920777	0.016437	2.06838012	8.057027817	0.63002825	2.1966069	4.72871828
3/7/2015	0.028837	0.007071	0.021766	0.934468	0.917992	0.016475	2.0688777	8.053179741	0.63018382	2.1960311	4.73002672
3/8/2015	0.028855	0.007028	0.021827	0.932995	0.916146	0.016849	2.06938457	8.049414635	0.63034189	2.1954889	4.73128891
3/9/2015	0.0289	0.007004	0.021896	0.932359	0.914987	0.017372	2.06990147	8.045801163	0.63050294	2.1950197	4.73252821
3/10/2015	0.028992	0.007004	0.021988	0.933013	0.914864	0.018149	2.07043052	8.042422295	0.63066775	2.1946561	4.73374319
3/11/2015	0.029279	0.007078	0.022202	0.939143	0.918821	0.020322	2.0709784	8.039505005	0.63084	2.1945317	4.73483086
3/12/2015	0.029699	0.007193	0.022506	0.948757	0.925681	0.023076	2.071558	8.037380219	0.63102502	2.1948066	4.73589706
3/13/2015	0.030187	0.007321	0.022866	0.960061	0.934252	0.025809	2.07218194	8.036295891	0.63122642	2.1955254	4.7370348
3/14/2015	0.030827	0.007492	0.023335	0.975522	0.94628	0.029242	2.07286263	8.036511421	0.63144827	2.1967425	4.73820353
3/15/2015	0.031506	0.007661	0.023845	0.991957	0.959596	0.032361	2.07361293	8.038253784	0.63169432	2.1984882	4.73953676
3/16/2015	0.032134	0.007796	0.024337	1.006952	0.972396	0.034556	2.07443953	8.041564941	0.6319651	2.2006612	4.74112225
3/17/2015	0.032655	0.007884	0.024771	1.019232	0.983587	0.035645	2.07534122	8.046318054	0.63225859	2.2030959	4.74298954
3/18/2015	0.033003	0.007906	0.025097	1.027061	0.991723	0.035337	2.07631016	8.052231789	0.63257056	2.2055893	4.74516201

Date	Lake TP (mg/L)	Lake DP (mg/L)	Lake OP (mg/L)	Lake TN (mg/L)	Lake DN (mg/L)	Lake ON (mg/L)	Porewater DP (mg/L)	Porewater DN (mg/L)	Sediment P (mg/g)	Sediment N (mg/g)	Sediment P flux (mg/m2/d)
3/19/2015	0.033199	0.007879	0.02532	1.031258	0.99714	0.034118	2.07733297	8.058937073	0.63289571	2.2079539	4.74757147
3/20/2015	0.033317	0.007835	0.025482	1.03397	1.001209	0.032761	2.07839537	8.066111565	0.63322985	2.2101054	4.75010872
3/21/2015	0.033379	0.007784	0.025595	1.035712	1.004283	0.031429	2.07948709	8.073515892	0.63357031	2.2120354	4.75273037
3/22/2015	0.033401	0.007732	0.025669	1.036879	1.006657	0.030222	2.08059907	8.080967903	0.63391489	2.2137566	4.75540161
3/23/2015	0.033417	0.008062	0.025355	1.037054	1.007614	0.029441	2.08172393	8.088302612	0.63425285	2.2153141	4.75722456
3/24/2015	0.03344	0.008294	0.025146	1.03774	1.009147	0.028593	2.08283615	8.095440865	0.63457721	2.2167377	4.75924301
3/25/2015	0.033463	0.008502	0.024961	1.037355	1.009283	0.028072	2.08391452	8.102325439	0.63489139	2.2180488	4.76124144
3/26/2015	0.033517	0.008311	0.025206	1.038971	1.011268	0.027703	2.08496189	8.108962059	0.63520676	2.2192867	4.76408148
3/27/2015	0.033585	0.008168	0.025416	1.041505	1.013815	0.02769	2.08600521	8.115447044	0.63553315	2.2204924	4.76680231
3/28/2015	0.033648	0.008057	0.025591	1.044283	1.016513	0.02777	2.08707213	8.121819496	0.63586867	2.2217023	4.76950502
3/29/2015	0.033673	0.007958	0.025716	1.046223	1.018612	0.027612	2.088166	8.128076553	0.63621104	2.2229049	4.77224255
3/30/2015	0.033646	0.007861	0.025784	1.046917	1.019779	0.027139	2.08928108	8.13416481	0.63655764	2.2240551	4.77502203
3/31/2015	0.033628	0.007789	0.025839	1.048086	1.021179	0.026907	2.09041071	8.140057564	0.63690674	2.225147	4.77778006
4/1/2015	0.033582	0.007721	0.025861	1.048605	1.022063	0.026542	2.09154987	8.145745277	0.63725722	2.2261894	4.78054857
4/2/2015	0.033479	0.008066	0.025413	1.043958	1.017417	0.026541	2.09269094	8.15102005	0.63759637	2.2272012	4.78237534
4/3/2015	0.033455	0.007943	0.025512	1.04438	1.018191	0.026189	2.0938077	8.155918121	0.63792634	2.2281833	4.78521872
4/4/2015	0.033413	0.007839	0.025573	1.044512	1.018684	0.025828	2.09489942	8.160653114	0.63826001	2.2291067	4.78796148
4/5/2015	0.033343	0.007746	0.025596	1.044054	1.018683	0.025371	2.09599066	8.165188789	0.63859522	2.2299628	4.79067802
4/6/2015	0.033264	0.007668	0.025596	1.043479	1.018509	0.02497	2.09708428	8.16949749	0.6389305	2.2307484	4.79336596
4/7/2015	0.033174	0.007601	0.025573	1.042653	1.01808	0.024574	2.09817791	8.173563004	0.63926464	2.2314687	4.79603004
4/8/2015	0.033105	0.007857	0.025248	1.042095	1.017749	0.024346	2.09926796	8.177386284	0.63958949	2.2321377	4.79794216
4/9/2015	0.033074	0.008117	0.024956	1.040792	1.016209	0.024583	2.10033584	8.18094635	0.63989842	2.2328069	4.79979515
4/10/2015	0.033128	0.008508	0.02462	1.037415	1.011205	0.02621	2.10136414	8.184143066	0.64019132	2.2336266	4.80125856
4/11/2015	0.033381	0.008383	0.024998	1.044062	1.016383	0.027679	2.10235333	8.187349319	0.64048511	2.2346964	4.80381346
4/12/2015	0.033737	0.008331	0.025406	1.053844	1.024035	0.029809	2.10334325	8.19113636	0.64079839	2.2360566	4.80620384
4/13/2015	0.034153	0.008821	0.025331	1.064471	1.032414	0.032057	2.10437989	8.195684433	0.64111948	2.2377698	4.80745745
4/14/2015	0.034643	0.008749	0.025894	1.077303	1.042965	0.034339	2.10545301	8.201158524	0.64145237	2.2398477	4.81008577
4/15/2015	0.035108	0.008699	0.026409	1.08976	1.053612	0.036149	2.10656738	8.207670212	0.64181185	2.2422538	4.81275702
4/16/2015	0.03556	0.00867	0.026889	1.102212	1.06452	0.037692	2.10775352	8.215231895	0.64219564	2.2449279	4.81554365
4/17/2015	0.03595	0.008641	0.02731	1.113329	1.074694	0.038636	2.10901499	8.223793983	0.64260125	2.2477992	4.81850576
4/18/2015	0.036303	0.008616	0.027687	1.123793	1.084501	0.039293	2.11034632	8.233258247	0.64302611	2.2507956	4.8216157
4/19/2015	0.036596	0.008587	0.028009	1.132977	1.093445	0.039532	2.11174011	8.243509293	0.64346772	2.25386	4.82488012
4/20/2015	0.036877	0.009138	0.027739	1.140401	1.100364	0.040036	2.11318636	8.254368782	0.64390975	2.2569799	4.82693338
4/21/2015	0.03713	0.009504	0.027626	1.147521	1.107826	0.039695	2.11464715	8.265721321	0.64434153	2.2601085	4.82944679
4/22/2015	0.037396	0.009806	0.02759	1.154795	1.115275	0.03952	2.11608934	8.277514458	0.64476913	2.2631905	4.83206272
4/23/2015	0.037658	0.009544	0.028115	1.162415	1.122881	0.039535	2.11751914	8.289682388	0.6452086	2.2662551	4.8359437
4/24/2015	0.03788	0.009333	0.028547	1.169795	1.13025	0.039545	2.11897302	8.302170753	0.64567143	2.2693176	4.83976316
4/25/2015	0.038052	0.009157	0.028895	1.17647	1.137059	0.03941	2.12048483	8.314907074	0.64615297	2.272366	4.84363508
4/26/2015	0.038195	0.00953	0.028666	1.181913	1.142633	0.03928	2.12205219	8.327784538	0.64663655	2.275389	4.84637499
4/27/2015	0.0383	0.009297	0.029003	1.186749	1.147989	0.038759	2.12363935	8.340716362	0.64712203	2.2783554	4.85055017
4/28/2015	0.038336	0.009093	0.029243	1.190333	1.15232	0.038013	2.12523627	8.353615761	0.64762127	2.2812152	4.85468149
4/29/2015	0.038347	0.008926	0.029422	1.193767	1.156359	0.037408	2.12686419	8.366391182	0.64813012	2.283962	4.85880041
4/30/2015	0.0383	0.008773	0.029527	1.195961	1.159378	0.036583	2.1285212	8.378962517	0.64864522	2.2865896	4.8629508
5/1/2015	0.036603	0.007782	0.028821	1.202628	1.16713	0.035499	2.22206974	7.410111427	0.64633799	2.2880216	5.05407906
5/2/2015	0.034971	0.006966	0.028006	1.208296	1.173804	0.034492	2.23949504	6.710404396	0.6445595	2.289026	5.0742631
5/3/2015	0.033414	0.006291	0.027123	1.212975	1.179443	0.033532	2.24032092	6.20490551	0.64305544	2.289654	5.05994844
5/4/2015	0.03191	0.006346	0.025564	1.212036	1.179412	0.032623	2.23778009	5.839519501	0.64176947	2.2899642	5.04094839
5/5/2015	0.030716	0.006554	0.024162	1.211072	1.177736	0.033336	2.2348299	5.575211525	0.64067686	2.290051	5.02350378
5/6/2015	0.029792	0.006653	0.023139	1.21911	1.18532	0.03379	2.23212099	5.383841991	0.63975638	2.2900479	5.00864267
5/7/2015	0.029004	0.006104	0.0229	1.228174	1.193753	0.034421	2.22977853	5.245140553	0.63899046	2.2900448	4.99626827
5/8/2015	0.028197	0.006256	0.021941	1.234106	1.199982	0.034124	2.22781062	5.144489765	0.63836312	2.2900555	4.98608828
5/9/2015	0.027441	0.006347	0.021094	1.237605	1.204059	0.033546	2.22619104	5.071326733	0.63785523	2.2900364	4.97778749
5/10/2015	0.026707	0.006351	0.020356	1.240106	1.207533	0.032573	2.22487736	5.017997742	0.63744676	2.2899263	4.97106361
5/11/2015	0.025983	0.006303	0.019681	1.240676	1.209245	0.03143	2.22382236	4.978947639	0.63712019	2.2896757	4.96564102
5/12/2015	0.025226	0.005677	0.019549	1.240067	1.209998	0.030069	2.22298312	4.950144768	0.6368615	2.2892458	4.96128607
5/13/2015	0.024461	0.005158	0.019303	1.239057	1.210098	0.028959	2.22232676	4.928662777	0.63666081	2.2886174	4.95781374
5/14/2015	0.02379	0.004758	0.019032	1.239768	1.21111	0.028657	2.22182703	4.912388802	0.6365096	2.2878168	4.95507526
5/15/2015	0.023181	0.004992	0.01819	1.237217	1.208693	0.028524	2.22145867	4.899817944	0.6363976	2.2869105	4.95294094
5/16/2015	0.022644	0.005144	0.0175	1.235816	1.207595	0.028221	2.22119093	4.889890671	0.63631284	2.2859473	4.9512825
5/17/2015	0.022181	0.005246	0.016935	1.235992	1.20803	0.027962	2.2209897	4.881855011	0.63624483	2.2849388	4.94997406
5/18/2015	0.021856	0.005392	0.016465	1.236851	1.208514	0.028337	2.22082639	4.875174999	0.6361863	2.2839046	4.94891357
5/19/2015	0.021514	0.004945	0.016568	1.237766	1.209519	0.028247	2.22068286	4.869473934	0.63613361	2.2828748	4.94802809
5/20/2015	0.02113	0.004571	0.016559	1.237788	1.209863	0.027926	2.22055149	4.864487171	0.63608688	2.2818439	4.94727659
5/21/2015	0.020703	0.004758	0.015945	1.232316	1.205098	0.027217	2.22043037	4.860012531	0.63604492	2.2807732	4.94663382
5/22/2015	0.020228	0.004359	0.015869	1.228867	1.202768	0.026099	2.2203145	4.855882645	0.63600421	2.2796116	4.94607306
5/23/2015	0.019808	0.004049	0.015759	1.226811	1.201139	0.025672	2.22019672	4.851956844	0.63596314	2.2783291	4.94556427
5/24/2015	0.019309	0.003763	0.015547	1.222675	1.197949	0.024726	2.2200737	4.848127842	0.6359213	2.2769301	4.94508982
5/25/2015	0.019051	0.004215	0.014836	1.209894	1.184455	0.025439	2.2199409	4.84432745	0.635876	2.2754526	4.94463015

Date	Lake TP (mg/L)	Lake DP (mg/L)	Lake OP (mg/L)	Lake TN (mg/L)	Lake DN (mg/L)	Lake ON (mg/L)	Porewater DP (mg/L)	Porewater DN (mg/L)	Sediment P (mg/g)	Sediment N (mg/g)	Sediment P flux (mg/m2/d)
5/26/2015	0.018867	0.003973	0.014894	1.211269	1.18523	0.026038	2.21978974	4.840535641	0.63582408	2.2739842	4.94415903
5/27/2015	0.018838	0.004396	0.014441	1.212084	1.1848	0.027285	2.21961403	4.836777687	0.63576466	2.2726095	4.94365692
5/28/2015	0.018968	0.004795	0.014173	1.217627	1.18879	0.028837	2.21940923	4.833107948	0.63569677	2.2713957	4.94310904
5/29/2015	0.01922	0.005179	0.014041	1.225361	1.19489	0.030471	2.21917295	4.829595089	0.63561952	2.2704008	4.94250631
5/30/2015	0.019554	0.005555	0.013999	1.232167	1.200177	0.03199	2.21890473	4.826308727	0.63553381	2.2696517	4.94184494
5/31/2015	0.019985	0.005936	0.014049	1.239449	1.205829	0.03362	2.21860766	4.823307037	0.63544148	2.269155	4.94112921
6/1/2015	0.021059	0.005507	0.015552	1.253453	1.212639	0.040814	3.78971934	5.496814251	0.6232062	2.2617021	8.53558064
6/2/2015	0.021949	0.005131	0.016819	1.263585	1.217794	0.045791	4.10312319	5.974434853	0.61725777	2.2547884	9.23474407
6/3/2015	0.022691	0.004802	0.017888	1.270807	1.221638	0.049168	4.14923096	6.312690735	0.61284125	2.2484088	9.32215023
6/4/2015	0.023261	0.0045	0.018761	1.274686	1.223652	0.051034	4.13934088	6.551865101	0.60895151	2.2424905	9.28429508
6/5/2015	0.023737	0.004241	0.019496	1.277105	1.22492	0.052184	4.11860418	6.720622063	0.60537517	2.2369382	9.22458076
6/6/2015	0.024173	0.004562	0.019611	1.278905	1.225893	0.053012	4.09669352	6.839335918	0.60206193	2.2316635	9.16470814
6/7/2015	0.024531	0.004786	0.019745	1.27818	1.224993	0.053187	4.0756731	6.922475338	0.59899217	2.226594	9.10894108
6/8/2015	0.024825	0.004947	0.019878	1.275051	1.222085	0.052966	4.05595446	6.980309486	0.59615046	2.2216678	9.05782509
6/9/2015	0.025093	0.005058	0.020036	1.27239	1.21972	0.05267	4.03757668	7.02011919	0.5935213	2.2168343	9.01112175
6/10/2015	0.025461	0.004687	0.020774	1.27425	1.220885	0.053365	4.02048922	7.047068119	0.59108925	2.2120669	8.96844864
6/11/2015	0.025782	0.004385	0.021396	1.275841	1.221956	0.053885	4.00461674	7.06482935	0.58883935	2.2073634	8.92941856
6/12/2015	0.026388	0.005003	0.021385	1.277742	1.220878	0.056864	3.98987722	7.076033115	0.58675665	2.2027483	8.89366722
6/13/2015	0.027326	0.005649	0.021677	1.29378	1.232163	0.061617	3.97618532	7.082593441	0.58482569	2.1982903	8.86085987
6/14/2015	0.028589	0.006578	0.022011	1.307827	1.239346	0.06848	3.96345091	7.085946083	0.58303201	2.1940975	8.83067513
6/15/2015	0.030254	0.007555	0.022698	1.337091	1.260012	0.077079	3.95158958	7.087210655	0.58136255	2.1902966	8.80282784
6/16/2015	0.032063	0.008543	0.02352	1.366816	1.281147	0.085669	3.94052362	7.087283611	0.57980585	2.1870072	8.77706814
6/17/2015	0.033758	0.008089	0.025669	1.400367	1.308292	0.092075	3.93018651	7.08687973	0.57835293	2.1842928	8.75318432
6/18/2015	0.035241	0.00881	0.026431	1.428912	1.332529	0.096383	3.92052436	7.086530685	0.57699645	2.1821342	8.73100567
6/19/2015	0.036602	0.008267	0.028334	1.455375	1.355751	0.099624	3.91149068	7.086580276	0.57572943	2.1804554	8.71038818
6/20/2015	0.037816	0.00783	0.029985	1.479765	1.377729	0.102035	3.90304351	7.087212086	0.57454592	2.1791694	8.69120598
6/21/2015	0.038794	0.008636	0.030158	1.492326	1.388899	0.103428	3.89514327	7.088493347	0.5734399	2.1781929	8.67334461
6/22/2015	0.039754	0.008087	0.031667	1.511869	1.4077	0.104169	3.88774943	7.090410709	0.57240444	2.1774478	8.6566906
6/23/2015	0.040477	0.008652	0.031825	1.5238	1.420066	0.103734	3.88081932	7.092895985	0.57143331	2.1768589	8.64113331
6/24/2015	0.041128	0.00803	0.033098	1.537384	1.434456	0.102927	3.87431288	7.095843792	0.57052076	2.1763542	8.62656784
6/25/2015	0.041686	0.00856	0.033126	1.547262	1.44495	0.102311	3.86819291	7.099130154	0.56966138	2.1758771	8.61290073
6/26/2015	0.042226	0.009	0.033226	1.556218	1.454277	0.101941	3.86242247	7.102632999	0.56884944	2.1753972	8.60004044
6/27/2015	0.042709	0.009243	0.033466	1.566575	1.465663	0.100911	3.85696316	7.106247425	0.56807911	2.1748972	8.58789349
6/28/2015	0.042934	0.008392	0.034541	1.571572	1.473264	0.098308	3.85178113	7.109879494	0.56734633	2.1743448	8.57637978
6/29/2015	0.042957	0.008465	0.034492	1.57213	1.477177	0.094953	3.84684992	7.113428116	0.56664801	2.1736827	8.5654335
6/30/2015	0.042811	0.008438	0.034373	1.5673	1.476113	0.091187	3.84214592	7.116773605	0.56598032	2.1728487	8.55500126
7/1/2015	0.04251	0.008221	0.03429	1.561222	1.474749	0.086473	3.83764243	7.119784832	0.56533891	2.1717856	8.54501915
7/2/2015	0.042116	0.007341	0.034775	1.554073	1.472045	0.082028	3.8333137	7.12232542	0.56472051	2.1704435	8.53542805
7/3/2015	0.041628	0.0066	0.035028	1.546021	1.468134	0.077887	3.82913971	7.124267101	0.56412297	2.1687937	8.52618217
7/4/2015	0.040909	0.005911	0.034999	1.533172	1.460491	0.07268	3.82510519	7.125498772	0.56354433	2.1668181	8.51724529
7/5/2015	0.040156	0.005333	0.034823	1.52046	1.45228	0.06818	3.82119489	7.125926971	0.56298214	2.1644979	8.50858402
7/6/2015	0.039502	0.004898	0.034604	1.510948	1.445637	0.065311	3.81739235	7.125479221	0.56243378	2.1618392	8.50016022
7/7/2015	0.038841	0.005081	0.03376	1.499595	1.436636	0.062959	3.8136797	7.12412262	0.56189638	2.1588845	8.49193382
7/8/2015	0.038128	0.00464	0.033488	1.488311	1.428237	0.060074	3.81003714	7.121866703	0.5613668	2.1556768	8.48386002
7/9/2015	0.037389	0.004262	0.033127	1.476583	1.419218	0.057365	3.80644584	7.118742466	0.56084281	2.1522381	8.47589684
7/10/2015	0.0367	0.003964	0.032735	1.466245	1.410829	0.055416	3.80289149	7.114789486	0.56032264	2.1485865	8.4680109
7/11/2015	0.035963	0.003691	0.032272	1.454626	1.401394	0.053232	3.79936147	7.110051155	0.55980468	2.1447449	8.46017551
7/12/2015	0.035265	0.003927	0.031338	1.442208	1.390575	0.051633	3.79584408	7.104575157	0.55928701	2.1407344	8.45236397
7/13/2015	0.034632	0.004282	0.030349	1.424466	1.37324	0.051226	3.79232478	7.098416328	0.5587672	2.1365857	8.44454384
7/14/2015	0.034258	0.004537	0.029721	1.419602	1.36799	0.051612	3.78878808	7.091646671	0.55824292	2.1323481	8.43668079
7/15/2015	0.034014	0.004277	0.029737	1.417712	1.364943	0.052769	3.78522229	7.084358215	0.55771321	2.1280806	8.42874908
7/16/2015	0.033651	0.004018	0.029633	1.412588	1.359927	0.052661	3.78162217	7.076659679	0.55717844	2.1238265	8.42073631
7/17/2015	0.033385	0.004794	0.02859	1.391315	1.336153	0.055161	3.77798796	7.068656921	0.55663854	2.1196172	8.41264439
7/18/2015	0.033403	0.00456	0.028843	1.394455	1.337343	0.057113	3.77431774	7.060457706	0.5560928	2.1155002	8.40447044
7/19/2015	0.033538	0.004421	0.029117	1.400392	1.340689	0.059703	3.77061081	7.052176476	0.55554205	2.1115205	8.39621258
7/20/2015	0.033587	0.004282	0.029305	1.403906	1.342743	0.061163	3.7668736	7.043922901	0.55498791	2.1077006	8.38788605
7/21/2015	0.033651	0.00418	0.029471	1.407667	1.345154	0.062512	3.76311517	7.035783768	0.55443162	2.1040382	8.37951088
7/22/2015	0.033668	0.004083	0.029585	1.410103	1.346843	0.06326	3.75934291	7.027814388	0.55387414	2.1005151	8.37110519
7/23/2015	0.033647	0.003992	0.029655	1.411528	1.347941	0.063588	3.75556326	7.020038605	0.55331612	2.0971057	8.3626833
7/24/2015	0.033581	0.003902	0.029679	1.411818	1.348308	0.06351	3.75178003	7.012451172	0.55275804	2.0937798	8.35425472
7/25/2015	0.033478	0.003815	0.029664	1.411163	1.348024	0.06314	3.74799657	7.005026817	0.5522002	2.0905063	8.34582615
7/26/2015	0.033321	0.003721	0.0296	1.409173	1.346788	0.062385	3.7442143	6.997723103	0.55164266	2.087256	8.33740044
7/27/2015	0.033109	0.003622	0.029487	1.40588	1.344577	0.061303	3.74043369	6.990488529	0.55108535	2.0839999	8.32897854
7/28/2015	0.032868	0.003526	0.029342	1.401937	1.341794	0.060143	3.73665428	6.983264923	0.55052805	2.0807121	8.32056046
7/29/2015	0.032581	0.003426	0.029155	1.396901	1.338135	0.058767	3.73287439	6.975992203	0.54997051	2.0773716	8.31214142
7/30/2015	0.032209	0.003305	0.028904	1.389805	1.332923	0.056881	3.72909164	6.968612671	0.54941231	2.0739579	8.30371571
7/31/2015	0.031475	0.003056	0.028419	1.373827	1.321498	0.052329	3.72530365	6.961058617	0.54885286	2.0704262	8.29527855
8/1/2015	0.030899	0.002903	0.027996	1.362178	1.312448	0.049731	3.7215054	6.953241825	0.54829121	2.0667179	8.28681755

Date	Lake TP (mg/L)	Lake DP (mg/L)	Lake OP (mg/L)	Lake TN (mg/L)	Lake DN (mg/L)	Lake ON (mg/L)	Porewater DP (mg/L)	Porewater DN (mg/L)	Sediment P (mg/g)	Sediment N (mg/g)	Sediment P flux (mg/m2/d)
8/2/2015	0.030201	0.002719	0.027482	1.347617	1.30114	0.046478	3.71769071	6.945065498	0.54772645	2.0628042	8.27831936
8/3/2015	0.029538	0.00257	0.026967	1.334046	1.290135	0.043911	3.71385407	6.936445236	0.54715765	2.0586805	8.26977253
8/4/2015	0.029053	0.002506	0.026547	1.324901	1.281856	0.043044	3.70998907	6.927327633	0.54658401	2.0543652	8.2611599
8/5/2015	0.028332	0.00235	0.025981	1.309623	1.269371	0.040252	3.70609093	6.917692184	0.54600495	2.0498872	8.25247288
8/6/2015	0.02762	0.002213	0.025407	1.294596	1.256762	0.037834	3.70215511	6.907536983	0.54541975	2.0452487	8.24370098
8/7/2015	0.026962	0.002108	0.024854	1.280814	1.244758	0.036057	3.69817662	6.896859646	0.54482764	2.0404465	8.23483276
8/8/2015	0.026312	0.002012	0.0243	1.26705	1.23261	0.03444	3.69415092	6.885662079	0.54422814	2.0354946	8.22585773
8/9/2015	0.025696	0.001934	0.023762	1.253936	1.220773	0.033163	3.69007468	6.873960018	0.54362071	2.030412	8.21676922
8/10/2015	0.025143	0.002154	0.022988	1.241656	1.209331	0.032325	3.68594384	6.861779213	0.54300475	2.0252211	8.20755672
8/11/2015	0.024623	0.002056	0.022567	1.230002	1.198377	0.031625	3.68175459	6.84915781	0.5423798	2.0199463	8.19821358
8/12/2015	0.024107	0.001967	0.022139	1.218186	1.1873	0.030885	3.67750478	6.836140156	0.54174566	2.0146077	8.18873501
8/13/2015	0.023593	0.001886	0.021707	1.206213	1.176099	0.030114	3.67319369	6.822770596	0.54110253	2.009217	8.17911816
8/14/2015	0.023096	0.001815	0.021281	1.194431	1.165007	0.029424	3.66882181	6.809088707	0.54045051	2.0037808	8.16936493
8/15/2015	0.022646	0.00203	0.020616	1.182584	1.153582	0.029002	3.66438961	6.795127869	0.53978956	1.9983065	8.15947723
8/16/2015	0.022179	0.00192	0.020259	1.170745	1.142467	0.028278	3.65989614	6.780917645	0.53911954	1.992801	8.14945221
8/17/2015	0.021766	0.001842	0.019925	1.16011	1.132164	0.027946	3.65534186	6.766484737	0.53844053	1.9872687	8.13929176
8/18/2015	0.021383	0.002127	0.019256	1.143209	1.115373	0.027835	3.65072703	6.751852989	0.53775275	1.9817182	8.1289959
8/19/2015	0.021301	0.002585	0.018716	1.130372	1.100599	0.029773	3.64605188	6.737055302	0.53705591	1.976179	8.11856556
8/20/2015	0.021029	0.002668	0.018361	1.121408	1.09192	0.029488	3.64131546	6.722140312	0.53634989	1.9706858	8.10799885
8/21/2015	0.020985	0.002547	0.018438	1.118262	1.087384	0.030878	3.636518	6.707162857	0.53563529	1.9652524	8.09729576
8/22/2015	0.02075	0.00238	0.018371	1.110311	1.079749	0.030562	3.63166547	6.692168713	0.5349133	1.9598817	8.08646965
8/23/2015	0.020522	0.002243	0.018278	1.102623	1.07231	0.030312	3.6267643	6.67718792	0.53418511	1.9545608	8.07553577
8/24/2015	0.020257	0.002376	0.017881	1.093529	1.063793	0.029735	3.62182093	6.662227631	0.53345126	1.9492663	8.06450939
8/25/2015	0.019977	0.00221	0.017766	1.084397	1.055352	0.029045	3.61683893	6.647276878	0.53271204	1.9439787	8.05339813
8/26/2015	0.019698	0.002073	0.017625	1.075445	1.046999	0.028446	3.61182141	6.632314682	0.53196782	1.9386826	8.04220772
8/27/2015	0.019434	0.001963	0.017471	1.066917	1.038918	0.027999	3.60677052	6.6173172	0.53121912	1.9333712	8.03094482
8/28/2015	0.019144	0.001859	0.017284	1.057796	1.030418	0.027378	3.60168934	6.602264881	0.53046632	1.9280425	8.01961422
8/29/2015	0.0191	0.002297	0.016803	1.04514	1.016553	0.028587	3.59657979	6.58714819	0.52970946	1.9227092	8.00822258
8/30/2015	0.019022	0.002196	0.016826	1.04084	1.011687	0.029153	3.59144282	6.571978092	0.52894843	1.9174027	7.99676991
8/31/2015	0.019137	0.002536	0.016601	1.041053	1.010088	0.030965	3.58627796	6.556787014	0.52818358	1.9121565	7.98525572
9/1/2015	0.019126	0.002411	0.016715	1.037855	1.006398	0.031457	3.58108854	6.541622639	0.52741545	1.9069937	7.97368765
9/2/2015	0.019259	0.002364	0.016895	1.038415	1.005451	0.032963	3.57587838	6.526532173	0.52664495	1.9019248	7.96207428
9/3/2015	0.019292	0.002293	0.016999	1.036442	1.002956	0.033486	3.5706532	6.511554718	0.52587301	1.896953	7.95042801
9/4/2015	0.019284	0.002223	0.017061	1.03353	0.999897	0.033633	3.56541967	6.496716976	0.52510041	1.8920686	7.93876457
9/5/2015	0.019084	0.002096	0.016988	1.025909	0.99357	0.032339	3.56018162	6.482021809	0.5243277	1.8872391	7.92709255
9/6/2015	0.01889	0.001993	0.016897	1.018719	0.987403	0.031316	3.55494213	6.467441082	0.52355492	1.8824202	7.91541815
9/7/2015	0.018659	0.001894	0.016766	1.010817	0.98063	0.030188	3.54970169	6.452925682	0.52278203	1.8775778	7.90374279
9/8/2015	0.018549	0.002137	0.016412	1.005189	0.97513	0.030058	3.54445982	6.438422203	0.52200878	1.8727014	7.89206505
9/9/2015	0.018798	0.002596	0.016202	1.006445	0.973987	0.032458	3.53921413	6.423900604	0.52123463	1.8678226	7.8803792
9/10/2015	0.018882	0.002485	0.016397	1.005703	0.972536	0.033168	3.53396273	6.409374714	0.52045953	1.8629967	7.86868095
9/11/2015	0.018967	0.002788	0.016179	1.000783	0.967071	0.033712	3.52870607	6.394885063	0.51968378	1.8582466	7.85697079
9/12/2015	0.019004	0.002624	0.01638	0.998787	0.964976	0.033811	3.52344537	6.380466938	0.51890773	1.8535645	7.84525251
9/13/2015	0.018981	0.002474	0.016507	0.995555	0.962038	0.033517	3.51818371	6.366136551	0.51813191	1.8489335	7.83353233
9/14/2015	0.019044	0.002385	0.016659	0.994824	0.960848	0.033977	3.51292491	6.351893425	0.51735693	1.8443396	7.82181931
9/15/2015	0.018874	0.002231	0.016643	0.988304	0.955641	0.032663	3.50767183	6.337727547	0.51658332	1.8397694	7.81011915
9/16/2015	0.018757	0.002124	0.016633	0.983467	0.951468	0.031999	3.50242782	6.323615551	0.51581115	1.8351965	7.79844046
9/17/2015	0.018573	0.002012	0.016561	0.977144	0.946177	0.030967	3.4971931	6.309522629	0.5150404	1.8305988	7.78678274
9/18/2015	0.01875	0.002051	0.016699	0.98021	0.94742	0.032791	3.49196815	6.295418262	0.51427108	1.8259871	7.77514744
9/19/2015	0.019619	0.00234	0.01728	1.000756	0.961306	0.03945	3.48675442	6.281322956	0.51350385	1.8214542	7.76353741
9/20/2015	0.020585	0.002625	0.01796	1.023001	0.977279	0.045721	3.48155785	6.267349243	0.51274019	1.8171562	7.75196648
9/21/2015	0.021515	0.002861	0.018654	1.04378	0.993019	0.050761	3.47638893	6.253684998	0.51198184	1.8132068	7.74045849
9/22/2015	0.022451	0.003073	0.019378	1.064432	1.009284	0.055148	3.47125769	6.240522385	0.51123047	1.8096408	7.72903585
9/23/2015	0.023294	0.00323	0.020064	1.082587	1.024292	0.058295	3.46617508	6.228010178	0.5104875	1.8064456	7.71772385
9/24/2015	0.023956	0.003308	0.020648	1.096197	1.036421	0.059776	3.46115065	6.216231346	0.50975406	1.8035724	7.70654297
9/25/2015	0.024394	0.003303	0.021091	1.104432	1.044867	0.059565	3.45619106	6.205194473	0.50903082	1.8009394	7.69550943
9/26/2015	0.024717	0.003267	0.02145	1.110252	1.051499	0.058753	3.45129967	6.19483757	0.50831801	1.7984511	7.68462944
9/27/2015	0.024935	0.003207	0.021728	1.113938	1.056445	0.057493	3.44647813	6.185046673	0.50761545	1.7960237	7.6739068
9/28/2015	0.025085	0.00314	0.021945	1.116432	1.060318	0.056114	3.44172525	6.175683022	0.50692284	1.7935954	7.66333818
9/29/2015	0.025004	0.003003	0.022001	1.113511	1.060146	0.053365	3.43703842	6.166603565	0.50623959	1.791113	7.65291786
9/30/2015	0.025111	0.003451	0.02166	1.114584	1.061989	0.052595	3.43241262	6.157669544	0.50556457	1.7885386	7.64263391
10/1/2015	0.099937	0.031121	0.068816	1.246362	1.193112	0.05325	2.47044826	6.34437561	0.51113814	1.7893689	5.59610367
10/2/2015	0.098788	0.026784	0.072004	1.24238	1.189207	0.053173	2.19353175	6.511811256	0.51353091	1.7902862	4.97077465
10/3/2015	0.097381	0.02344	0.073941	1.234626	1.182761	0.051865	2.11550331	6.65758419	0.51487529	1.7912029	4.79943943
10/4/2015	0.095928	0.020423	0.075504	1.229341	1.177961	0.05138	2.09532905	6.784471512	0.51593816	1.7920949	4.76007795
10/5/2015	0.094414	0.01796	0.076455	1.223431	1.172744	0.050686	2.09205365	6.894963264	0.51693571	1.7929808	4.75821495
10/6/2015	0.092877	0.015955	0.076922	1.217406	1.167439	0.049967	2.09376574	6.991164207	0.51792067	1.7938451	4.76674271
10/7/2015	0.091326	0.014319	0.077007	1.210905	1.161792	0.049113	2.09697199	7.074902534	0.51890171	1.7946764	4.77785158
10/8/2015	0.089726	0.012951	0.076775	1.201305	1.153994	0.047311	2.1006279	7.147679806	0.51987594	1.7954266	4.78937674

Date	Lake TP (mg/L)	Lake DP (mg/L)	Lake OP (mg/L)	Lake TN (mg/L)	Lake DN (mg/L)	Lake ON (mg/L)	Porewater DP (mg/L)	Porewater DN (mg/L)	Sediment P (mg/g)	Sediment N (mg/g)	Sediment P flux (mg/m2/d)
10/9/2015	0.088098	0.012121	0.075977	1.192303	1.146139	0.046164	2.10440612	7.210796356	0.52083415	1.7960801	4.79994726
10/10/2015	0.086627	0.011204	0.075423	1.186524	1.1408	0.045724	2.10818243	7.265559673	0.52177304	1.7966893	4.81071615
10/11/2015	0.08512	0.010415	0.074705	1.177411	1.13318	0.044231	2.11190605	7.313036442	0.52269399	1.7972372	4.82106781
10/12/2015	0.083646	0.009771	0.073875	1.168379	1.125528	0.042851	2.11556578	7.354050159	0.52359366	1.7976832	4.83094168
10/13/2015	0.082208	0.009243	0.072965	1.159346	1.117797	0.041548	2.11914873	7.3893857	0.52446973	1.7980334	4.84037256
10/14/2015	0.080848	0.008834	0.072014	1.15219	1.111288	0.040902	2.12264585	7.419780731	0.52532083	1.7983156	4.84933281
10/15/2015	0.079505	0.008485	0.07102	1.143908	1.103992	0.039916	2.12605	7.445861816	0.52614605	1.7985413	4.85794306
10/16/2015	0.078142	0.008436	0.069706	1.134813	1.095741	0.039072	2.12935543	7.468095303	0.52694094	1.798701	4.86563873
10/17/2015	0.077022	0.008231	0.068792	1.132272	1.09234	0.039932	2.13255048	7.487105846	0.52770662	1.7988687	4.87343979
10/18/2015	0.075976	0.008082	0.067895	1.130929	1.089888	0.041042	2.13563466	7.503543377	0.52844846	1.7991222	4.88085699
10/19/2015	0.074931	0.007937	0.066994	1.127583	1.086194	0.041389	2.1386199	7.51777029	0.52916664	1.7994398	4.88803768
10/20/2015	0.073759	0.007725	0.066034	1.11707	1.07762	0.03945	2.14150596	7.529855728	0.52986032	1.7996967	4.89514399
10/21/2015	0.072581	0.007717	0.064864	1.105528	1.068045	0.037483	2.1442914	7.539813042	0.53052622	1.7997985	4.90155268
10/22/2015	0.071466	0.007527	0.063939	1.094382	1.058763	0.035619	2.14696932	7.547814846	0.53116488	1.7997478	4.90813208
10/23/2015	0.070418	0.007387	0.063031	1.084743	1.050398	0.034344	2.14953923	7.554089069	0.53177965	1.7995727	4.91435003
10/24/2015	0.069329	0.007489	0.06184	1.074537	1.041005	0.033531	2.15201139	7.558803082	0.53236717	1.7993155	4.91978645
10/25/2015	0.068379	0.00736	0.061018	1.065837	1.033206	0.03263	2.15437961	7.562142849	0.53292865	1.7989911	4.92551422
10/26/2015	0.067495	0.007272	0.060223	1.058597	1.026384	0.032213	2.15664482	7.564348698	0.53346908	1.7986153	4.9309144
10/27/2015	0.066718	0.007238	0.05948	1.054425	1.021701	0.032725	2.15882325	7.565667629	0.53398943	1.7982453	4.93598986
10/28/2015	0.065998	0.007655	0.058343	1.054366	1.019071	0.035295	2.16092563	7.566398621	0.53448552	1.7980019	4.93985605
10/29/2015	0.065468	0.007965	0.057503	1.056375	1.018993	0.037382	2.16294336	7.566862106	0.53495622	1.7979484	4.94377375
10/30/2015	0.065026	0.007913	0.057112	1.059979	1.02033	0.039649	2.16486573	7.567328453	0.535411	1.7980719	4.94830322
10/31/2015	0.064508	0.008164	0.056344	1.060152	1.019276	0.040876	2.16671395	7.567842484	0.5358507	1.7983369	4.95196629
11/1/2015	0.063911	0.008385	0.055526	1.060763	1.018054	0.042709	1.88442504	7.459937096	0.53803921	1.7994008	4.30385637
11/2/2015	0.063403	0.008107	0.055297	1.06424	1.01986	0.04438	1.80340445	7.366325378	0.53909034	1.8005676	4.11862469
11/3/2015	0.06286	0.007845	0.055016	1.066544	1.021	0.045544	1.78109908	7.2853055	0.53980637	1.8018149	4.0680542
11/4/2015	0.062306	0.007616	0.05469	1.067843	1.021543	0.046301	1.77591646	7.215251923	0.54041815	1.8031094	4.05668974
11/5/2015	0.061746	0.007418	0.054328	1.06816	1.021467	0.046694	1.77571249	7.154734612	0.5409925	1.8044235	4.05667591
11/6/2015	0.061126	0.007602	0.053524	1.066722	1.019663	0.047059	1.77694321	7.102457047	0.54154319	1.8057444	4.05907726
11/7/2015	0.060606	0.0074	0.053205	1.066352	1.019188	0.047164	1.77855778	7.05735302	0.54207665	1.8070632	4.06324387
11/8/2015	0.060081	0.007227	0.052854	1.065141	1.018134	0.047006	1.78024733	7.018528461	0.54260033	1.8083612	4.06751823
11/9/2015	0.059563	0.007081	0.052483	1.063523	1.016783	0.046741	1.78193831	6.985136986	0.54311395	1.8096253	4.07173204
11/10/2015	0.059058	0.00696	0.052098	1.061715	1.015275	0.04644	1.78360724	6.956452847	0.54361725	1.8108517	4.07583857
11/11/2015	0.058555	0.006854	0.051701	1.05935	1.013355	0.045995	1.78524685	6.931837559	0.54411	1.8120348	4.07984257
11/12/2015	0.057972	0.007077	0.050895	1.054807	1.00921	0.045597	1.78685582	6.910656929	0.54458696	1.8131723	4.08302116
11/13/2015	0.057522	0.00695	0.050572	1.052648	1.007385	0.045263	1.78842008	6.892456532	0.54504913	1.8142699	4.08690166
11/14/2015	0.057086	0.006846	0.05024	1.050454	1.005511	0.044943	1.78993559	6.8769207	0.54550254	1.8153317	4.09061718
11/15/2015	0.056654	0.006756	0.049898	1.047909	1.003371	0.044539	1.791417	6.863681793	0.54594684	1.8163559	4.09422159
11/16/2015	0.056241	0.006685	0.049556	1.04554	1.001325	0.044215	1.7928679	6.852423668	0.54638195	1.8173435	4.09771395
11/17/2015	0.055832	0.006949	0.048882	1.043239	0.998962	0.044277	1.79429245	6.84287405	0.54680371	1.8183138	4.10037518
11/18/2015	0.055422	0.007438	0.047983	1.043104	0.996358	0.046746	1.79568446	6.834811687	0.54720521	1.819381	4.10244656
11/19/2015	0.055466	0.007863	0.047603	1.053363	1.003412	0.049952	1.79702878	6.828454018	0.54759032	1.8206729	4.10455656
11/20/2015	0.05558	0.007781	0.047799	1.065123	1.011832	0.053291	1.79832256	6.824083805	0.54797286	1.8222247	4.10771275
11/21/2015	0.055685	0.008287	0.047398	1.076725	1.019825	0.0569	1.79959691	6.821597576	0.54835242	1.824053	4.10947514
11/22/2015	0.055849	0.008655	0.047193	1.088247	1.028588	0.05966	1.80086398	6.820882797	0.54872394	1.826134	4.11153746
11/23/2015	0.056	0.008436	0.047565	1.098626	1.036876	0.06175	1.80210364	6.821820259	0.54909724	1.828406	4.11488533
11/24/2015	0.056103	0.008244	0.04786	1.107239	1.044082	0.063157	1.80333209	6.824215889	0.54947841	1.8308141	4.11814451
11/25/2015	0.056175	0.00808	0.048095	1.114729	1.050592	0.064137	1.80457473	6.827867508	0.54986554	1.8333135	4.12137079
11/26/2015	0.056258	0.007957	0.048301	1.122545	1.057377	0.065168	1.8058356	6.83263731	0.55025756	1.835889	4.12454557
11/27/2015	0.056362	0.008821	0.047541	1.134606	1.064291	0.070315	1.80712438	6.838467598	0.55064195	1.8387098	4.12551928
11/28/2015	0.057075	0.008831	0.048245	1.16199	1.08529	0.0767	1.80841482	6.845885277	0.55102521	1.8419931	4.12845707
11/29/2015	0.05772	0.008826	0.048894	1.186523	1.10479	0.081733	1.80970192	6.855339527	0.5514251	1.8457335	4.13142157
11/30/2015	0.058368	0.00884	0.049528	1.210836	1.12449	0.086347	1.8110249	6.866706848	0.55184048	1.8498586	4.13442421
12/1/2015	0.057091	0.009794	0.047297	1.22208	1.142629	0.079451	1.81377876	6.881227016	0.55345571	1.8606117	4.13855362
12/2/2015	0.056241	0.010613	0.045628	1.241436	1.16591	0.075526	1.81823349	6.899876118	0.55496049	1.8704625	4.1468935
12/3/2015	0.055548	0.011267	0.044281	1.261499	1.188758	0.072741	1.82297254	6.921974659	0.55638516	1.8797486	4.15626478
12/4/2015	0.05492	0.010903	0.044017	1.280951	1.210357	0.070594	1.82762659	6.946806908	0.55776739	1.8886169	4.16777897
12/5/2015	0.054311	0.010605	0.043706	1.299611	1.230711	0.0689	1.83216417	6.973772049	0.55913341	1.897158	4.17887163
12/6/2015	0.053697	0.010349	0.043348	1.316556	1.249288	0.067268	1.83662927	7.002355576	0.56048071	1.9054153	4.18970108
12/7/2015	0.053053	0.010116	0.042937	1.331014	1.265593	0.06542	1.84102845	7.03207922	0.56180674	1.9133776	4.20032883
12/8/2015	0.052374	0.009896	0.042478	1.342876	1.279546	0.06333	1.84535694	7.062495232	0.56310898	1.9210089	4.21076345
12/9/2015	0.051664	0.009687	0.041977	1.352378	1.291296	0.061082	1.84960759	7.09320116	0.56438524	1.9282779	4.22099352
12/10/2015	0.050918	0.009484	0.041434	1.359442	1.300794	0.058649	1.85377324	7.123835564	0.56563348	1.9351575	4.23101616
12/11/2015	0.050152	0.00929	0.040862	1.364604	1.308403	0.056201	1.85784733	7.154086113	0.56685197	1.9416329	4.24080706
12/12/2015	0.049449	0.009784	0.039665	1.369599	1.315316	0.054284	1.86182427	7.183742523	0.56802434	1.9477466	4.24879932
12/13/2015	0.048832	0.010189	0.038643	1.374335	1.321386	0.052949	1.86566818	7.212687016	0.56913954	1.9535898	4.25668669
12/14/2015	0.048396	0.010808	0.037588	1.379196	1.324515	0.054681	1.86934853	7.240821838	0.57020152	1.9594592	4.26370955
12/15/2015	0.048523	0.011483	0.037039	1.399778	1.34146	0.058318	1.87287807	7.268739223	0.57122231	1.965758	4.27025843

Date	Lake TP (mg/L)	Lake DP (mg/L)	Lake OP (mg/L)	Lake TN (mg/L)	Lake DN (mg/L)	Lake ON (mg/L)	Porewater DP (mg/L)	Porewater DN (mg/L)	Sediment P (mg/g)	Sediment N (mg/g)	Sediment P flux (mg/m2/d)
12/16/2015	0.048713	0.01206	0.036654	1.419247	1.357998	0.061249	1.87628591	7.29715538	0.57221878	1.9725822	4.27675438
12/17/2015	0.048959	0.012535	0.036425	1.438331	1.374843	0.063488	1.87960565	7.326207638	0.57319885	1.9798173	4.28328085
12/18/2015	0.049247	0.012011	0.037236	1.458102	1.392517	0.065585	1.88286817	7.356019974	0.57419252	1.9873946	4.29196644
12/19/2015	0.049502	0.012545	0.036957	1.476263	1.40919	0.067073	1.8861444	7.38662529	0.57519817	1.9952525	4.29825687
12/20/2015	0.049722	0.012015	0.037706	1.49306	1.425109	0.067952	1.88945019	7.417960167	0.57621408	2.0032916	4.30705595
12/21/2015	0.049894	0.012562	0.037332	1.507328	1.438563	0.068765	1.89278591	7.449883938	0.57723778	2.011457	4.3134551
12/22/2015	0.050138	0.013028	0.037109	1.522347	1.452668	0.069679	1.89614522	7.482311249	0.57824492	2.0197513	4.32009125
12/23/2015	0.050372	0.012421	0.03795	1.537678	1.467538	0.07014	1.89948034	7.515278816	0.57926631	2.0281458	4.32913542
12/24/2015	0.050544	0.011937	0.038606	1.55227	1.481804	0.070466	1.90284252	7.548756599	0.58032376	2.0365925	4.33795881
12/25/2015	0.050668	0.011552	0.039116	1.566188	1.495491	0.070697	1.90629089	7.582656384	0.58140856	2.045073	4.3467536
12/26/2015	0.050737	0.011238	0.039498	1.578971	1.508282	0.070689	1.90982449	7.61687994	0.58251375	2.05356	4.35557985
12/27/2015	0.050807	0.011941	0.038866	1.590855	1.520169	0.070686	1.91342437	7.651320457	0.58361065	2.0620348	4.36222601
12/28/2015	0.05089	0.012472	0.038418	1.601554	1.531215	0.070339	1.91702259	7.685876369	0.58467877	2.0704699	4.36926365
12/29/2015	0.050821	0.012957	0.037864	1.602761	1.532429	0.070332	1.92055154	7.720132828	0.58572042	2.0788651	4.37624645
12/30/2015	0.050859	0.013195	0.037664	1.609971	1.540912	0.069059	1.92399883	7.754002571	0.58674198	2.0871451	4.38360977
12/31/2015	0.050856	0.01334	0.037517	1.615788	1.548149	0.067639	1.92737889	7.787675858	0.58775365	2.0951955	4.39103174
1/1/2016	0.050725	0.012556	0.038168	1.618846	1.553231	0.065615	1.93071496	7.820942879	0.58877671	2.1029561	4.40048122
1/2/2016	0.050468	0.011896	0.038572	1.619987	1.556605	0.063382	1.9340595	7.85357523	0.58982462	2.1103613	4.4096694
1/3/2016	0.05011	0.011335	0.038775	1.61949	1.558441	0.06105	1.93745601	7.885378361	0.59088582	2.1173868	4.41874838
1/4/2016	0.049719	0.010874	0.038846	1.618806	1.559694	0.059112	1.94089377	7.916220665	0.59195197	2.1240575	4.42769289
1/5/2016	0.049297	0.010489	0.038808	1.617638	1.560254	0.057385	1.94435275	7.946036339	0.59301698	2.1304231	4.43651056
1/6/2016	0.048851	0.010166	0.038685	1.615951	1.560145	0.055806	1.94781351	7.97478056	0.59407616	2.136513	4.44519091
1/7/2016	0.048391	0.009894	0.038497	1.613824	1.559457	0.054367	1.95126021	8.002429008	0.59512579	2.1423512	4.45372248
1/8/2016	0.047967	0.010342	0.037625	1.611657	1.558399	0.053258	1.95467806	8.028987885	0.59614718	2.1479759	4.46053505
1/9/2016	0.047594	0.010741	0.036853	1.607977	1.555233	0.052745	1.95802271	8.054430008	0.59712589	2.1534626	4.46729374
1/10/2016	0.047336	0.011071	0.036266	1.6068	1.554261	0.052539	1.96125305	8.078856468	0.59806943	2.1588848	4.473948
1/11/2016	0.046922	0.010566	0.036357	1.601651	1.551067	0.050585	1.96437061	8.102342606	0.59899956	2.164125	4.48225832
1/12/2016	0.046472	0.010738	0.035734	1.594822	1.545955	0.048867	1.96741843	8.124754906	0.59991509	2.1690607	4.48885489
1/13/2016	0.046014	0.010261	0.035753	1.588368	1.54132	0.047049	1.97041023	8.146046638	0.60081416	2.1737037	4.49681377
1/14/2016	0.0455	0.009851	0.035649	1.580903	1.535736	0.045167	1.9733479	8.166214943	0.60170984	2.1780407	4.50449276
1/15/2016	0.044983	0.009513	0.03547	1.573599	1.529972	0.043627	1.97625911	8.18523407	0.602597	2.1820951	4.51194668
1/16/2016	0.04454	0.009261	0.035279	1.568216	1.525248	0.042968	1.97914433	8.203179359	0.60347342	2.1859663	4.51914358
1/17/2016	0.044142	0.009068	0.035074	1.563752	1.521061	0.042691	1.98199975	8.220187187	0.60433859	2.1897569	4.52613783
1/18/2016	0.043756	0.008908	0.034847	1.559202	1.516816	0.042387	1.98482192	8.236364365	0.60519159	2.1934958	4.53297806
1/19/2016	0.043342	0.00876	0.034581	1.553538	1.511828	0.041709	1.98760557	8.251760483	0.60603094	2.1971502	4.53970385
1/20/2016	0.042954	0.009151	0.033803	1.547638	1.506589	0.04105	1.99034405	8.266395569	0.60684288	2.2006912	4.54508972
1/21/2016	0.042595	0.008946	0.03365	1.541812	1.501361	0.040451	1.9930079	8.280310631	0.60763037	2.2041254	4.55167246
1/22/2016	0.042288	0.008794	0.033495	1.537165	1.496857	0.040307	1.99559796	8.293584824	0.60840923	2.2074947	4.55796289
1/23/2016	0.041999	0.008672	0.033327	1.532709	1.492505	0.040204	1.99814749	8.306313515	0.6091789	2.2108393	4.56409121
1/24/2016	0.041724	0.008573	0.033151	1.528324	1.488229	0.040095	2.00066447	8.318564415	0.6099388	2.2141616	4.57009125
1/25/2016	0.041438	0.008483	0.032955	1.523327	1.483576	0.039751	2.00314903	8.33037281	0.61068827	2.2174423	4.57599878
1/26/2016	0.041147	0.008892	0.032255	1.517287	1.478111	0.039176	2.00559759	8.341726303	0.61141413	2.2206433	4.58067799
1/27/2016	0.040861	0.008714	0.032147	1.510988	1.472534	0.038454	2.00798154	8.352607727	0.61211878	2.2237341	4.586555
1/28/2016	0.04056	0.00856	0.032	1.504333	1.466645	0.037688	2.01029944	8.363012314	0.61281621	2.2266994	4.59222555
1/29/2016	0.040236	0.008422	0.031815	1.497075	1.460274	0.036801	2.01257968	8.372915268	0.61350429	2.2295258	4.59777451
1/30/2016	0.039999	0.008336	0.031663	1.491966	1.455231	0.036736	2.01482868	8.382360458	0.61418295	2.2322705	4.60312986
1/31/2016	0.039751	0.008258	0.031493	1.486346	1.449889	0.036457	2.01704836	8.391419411	0.61485255	2.234983	4.60840178
2/1/2016	0.03953	0.008671	0.030859	1.480313	1.444013	0.0363	2.01923704	8.400096893	0.61550099	2.2376559	4.6124754
2/2/2016	0.039375	0.008541	0.030834	1.475865	1.439488	0.036377	2.02137089	8.40845871	0.61613208	2.2403178	4.61766815
2/3/2016	0.039331	0.009038	0.030293	1.471648	1.434061	0.037587	2.02345347	8.416581154	0.61674821	2.2430797	4.62130594
2/4/2016	0.039381	0.008901	0.03048	1.471272	1.432605	0.038667	2.02549219	8.424665451	0.61735475	2.2460225	4.62629652
2/5/2016	0.039414	0.009316	0.030097	1.469927	1.430699	0.039229	2.02749801	8.432910919	0.61795568	2.2490933	4.62994623
2/6/2016	0.039393	0.009095	0.030297	1.467006	1.427893	0.039113	2.02947927	8.441282272	0.61855119	2.2521946	4.63499832
2/7/2016	0.039297	0.008894	0.030402	1.462603	1.424105	0.038498	2.03143954	8.449688911	0.61915362	2.2552309	4.63995695
2/8/2016	0.039273	0.009263	0.03001	1.45993	1.421373	0.038557	2.03340673	8.458104134	0.61974782	2.2582166	4.64362478
2/9/2016	0.039295	0.009577	0.029718	1.457676	1.418912	0.038764	2.03535867	8.466566086	0.62032402	2.2612188	4.64738131
2/10/2016	0.039236	0.009283	0.029952	1.453449	1.415273	0.038176	2.03726673	8.475032806	0.62089813	2.2641847	4.65243244
2/11/2016	0.039098	0.009466	0.029631	1.447319	1.410235	0.037085	2.03915215	8.483371735	0.62146926	2.267009	4.65633821
2/12/2016	0.038886	0.009134	0.029752	1.439632	1.404047	0.035585	2.04101968	8.491431236	0.62203449	2.269618	4.66138458
2/13/2016	0.038573	0.00883	0.029744	1.43006	1.396371	0.033689	2.04286551	8.499043465	0.62260175	2.2719471	4.66631794
2/14/2016	0.038274	0.008586	0.029688	1.421411	1.389029	0.032382	2.04470611	8.506105423	0.62316644	2.2740123	4.67109919
2/15/2016	0.038021	0.008799	0.029221	1.413357	1.381613	0.031744	2.04653907	8.51260376	0.62371707	2.2759163	4.6748147
2/16/2016	0.037823	0.008584	0.029239	1.407111	1.375659	0.031451	2.04834032	8.518609047	0.62425566	2.2777417	4.67944098
2/17/2016	0.037646	0.008818	0.028828	1.400957	1.369648	0.031308	2.050107	8.524207115	0.62478364	2.2795286	4.68295574
2/18/2016	0.037484	0.008601	0.028883	1.395189	1.364051	0.031138	2.05183935	8.529450417	0.62530196	2.2812872	4.68742847
2/19/2016	0.037453	0.008476	0.028977	1.393049	1.360922	0.032126	2.05354548	8.534492493	0.62582338	2.2831092	4.69163036
2/20/2016	0.037756	0.008503	0.029253	1.399466	1.363793	0.035673	2.0552628	8.539757729	0.62635332	2.2852957	4.695508
2/21/2016	0.03808	0.008543	0.029537	1.405981	1.367385	0.038597	2.05701256	8.545650482	0.6268965	2.2880034	4.69942999

Date	Lake TP (mg/L)	Lake DP (mg/L)	Lake OP (mg/L)	Lake TN (mg/L)	Lake DN (mg/L)	Lake ON (mg/L)	Porewater DP (mg/L)	Porewater DN (mg/L)	Sediment P (mg/g)	Sediment N (mg/g)	Sediment P flux (mg/m2/d)
2/22/2016	0.038373	0.008574	0.029799	1.411378	1.370748	0.040631	2.05880237	8.552309036	0.62745255	2.2911081	4.70346498
2/23/2016	0.038656	0.008605	0.030051	1.416411	1.374222	0.042189	2.06063247	8.559781075	0.62802058	2.2944982	4.70759344
2/24/2016	0.038945	0.008641	0.030304	1.421646	1.378097	0.043549	2.06250215	8.5680933	0.62860036	2.2981184	4.71179819
2/25/2016	0.039219	0.008674	0.030544	1.426528	1.381955	0.044572	2.06441021	8.577242851	0.62919158	2.3019249	4.71610022
2/26/2016	0.039446	0.008692	0.030753	1.430338	1.385247	0.045091	2.06635427	8.587166786	0.62979311	2.3058496	4.72051907
2/27/2016	0.039623	0.008696	0.030928	1.433079	1.387883	0.045197	2.06833053	8.597761154	0.63040328	2.3098176	4.72504473
2/28/2016	0.039744	0.008683	0.031061	1.434624	1.389705	0.044919	2.070333	8.608890533	0.63102019	2.3137643	4.72966671
2/29/2016	0.039816	0.008659	0.031156	1.435165	1.390779	0.044386	2.07235599	8.620409966	0.63164186	2.3176384	4.7343626
3/1/2016	0.039896	0.00922	0.030676	1.435104	1.39102	0.044084	2.07439256	8.632181168	0.63225287	2.3214381	4.73774958
3/2/2016	0.039978	0.009639	0.030339	1.434698	1.391164	0.043534	2.07640743	8.644105911	0.63284254	2.3251622	4.74141073
3/3/2016	0.04008	0.009976	0.030104	1.434397	1.391273	0.043124	2.07836866	8.656126022	0.63341725	2.3288023	4.74513578
3/4/2016	0.040146	0.009681	0.030465	1.433635	1.391115	0.04252	2.08028197	8.668179512	0.63399458	2.3323543	4.75020218
3/5/2016	0.040185	0.009975	0.03021	1.432132	1.390152	0.041981	2.08218479	8.680182457	0.63457382	2.3358078	4.75389385
3/6/2016	0.040214	0.009671	0.030543	1.430985	1.389531	0.041454	2.08408785	8.692085266	0.63515413	2.3391695	4.75895691
3/7/2016	0.040236	0.009432	0.030804	1.430395	1.389193	0.041202	2.08599496	8.703886986	0.63574851	2.3424628	4.76388073
3/8/2016	0.040288	0.009258	0.03103	1.431141	1.389713	0.041428	2.08793569	8.715624809	0.63635409	2.3457491	4.76873207
3/9/2016	0.040383	0.009719	0.030663	1.432081	1.390013	0.042068	2.08991122	8.727343559	0.63695502	2.3491008	4.77220488
3/10/2016	0.04052	0.009521	0.030999	1.434573	1.39187	0.042702	2.09188938	8.739127159	0.63755435	2.3525507	4.77719879
3/11/2016	0.040678	0.009379	0.031299	1.438018	1.394474	0.043544	2.09386921	8.751097679	0.63816881	2.3561151	4.78206682
3/12/2016	0.040803	0.009261	0.031542	1.440871	1.396814	0.044057	2.09588313	8.763296127	0.63879591	2.3597836	4.78695631
3/13/2016	0.040926	0.009771	0.031154	1.442942	1.398483	0.044459	2.09793282	8.775697708	0.63941824	2.3635206	4.79048824
3/14/2016	0.041063	0.010215	0.030848	1.443259	1.398275	0.044984	2.09998059	8.788214684	0.64002222	2.367327	4.79416704
3/15/2016	0.041241	0.009949	0.031292	1.446294	1.400979	0.045315	2.10199046	8.800899506	0.64062905	2.3711965	4.79938889
3/16/2016	0.041424	0.010471	0.030953	1.445774	1.399152	0.046621	2.10399628	8.813713074	0.64123774	2.3751926	4.80279398
3/17/2016	0.04181	0.01024	0.03157	1.454142	1.405759	0.048383	2.10601115	8.826860428	0.64185256	2.3794312	4.80794621
3/18/2016	0.042221	0.010084	0.032138	1.463759	1.413471	0.050288	2.10805225	8.840755463	0.64249629	2.3839605	4.81298685
3/19/2016	0.042658	0.009987	0.032671	1.474475	1.422201	0.052274	2.11016798	8.855510712	0.64316654	2.388798	4.81806278
3/20/2016	0.043122	0.010708	0.032414	1.485382	1.431291	0.054091	2.11236477	8.871198654	0.64384246	2.3939362	4.82144737
3/21/2016	0.043583	0.010514	0.033068	1.495995	1.440476	0.055519	2.11460042	8.887836456	0.64452732	2.3993289	4.82702065
3/22/2016	0.043966	0.010352	0.033614	1.505275	1.448932	0.056343	2.11686969	8.905373573	0.64524132	2.4048958	4.83260059
3/23/2016	0.044247	0.0102	0.034047	1.512532	1.456092	0.056441	2.11921048	8.923675537	0.64597863	2.4105282	4.83831739
3/24/2016	0.044547	0.010893	0.033654	1.51898	1.461927	0.057053	2.12161994	8.942577362	0.64671558	2.416209	4.84225512
3/25/2016	0.044891	0.011564	0.033326	1.522885	1.464393	0.058492	2.12404823	8.961877823	0.64743334	2.4220474	4.84628677
3/26/2016	0.0453	0.011226	0.034073	1.532327	1.473245	0.059082	2.12644553	8.981702805	0.64816087	2.4280412	4.85256195
3/27/2016	0.045642	0.010954	0.034689	1.541112	1.481663	0.059449	2.12886	9.002246857	0.64892167	2.434103	4.85872602
3/28/2016	0.045966	0.011557	0.034409	1.549017	1.489173	0.059844	2.13134885	9.023396492	0.6496895	2.4402173	4.86305237
3/29/2016	0.046266	0.011219	0.035046	1.556838	1.4969	0.059938	2.13387561	9.045068741	0.65046507	2.4463618	4.86962318
3/30/2016	0.046484	0.010938	0.035547	1.563521	1.503793	0.059728	2.13643193	9.067175865	0.65126806	2.4524877	4.87613392
3/31/2016	0.046656	0.011532	0.035124	1.567372	1.507609	0.059763	2.13905263	9.089512825	0.65207154	2.45859	4.88078356
4/1/2016	0.046966	0.012042	0.034924	1.575576	1.515294	0.060282	2.14169312	9.112082481	0.65285814	2.4647284	4.88566971
4/2/2016	0.047252	0.012428	0.034824	1.582522	1.522149	0.060373	2.14430547	9.134980202	0.65363628	2.4709072	4.89077806
4/3/2016	0.047496	0.011924	0.035572	1.588936	1.528639	0.060297	2.14689207	9.158127785	0.65442979	2.4770784	4.89786816
4/4/2016	0.047701	0.011528	0.036173	1.595596	1.535197	0.060399	2.14950681	9.181480408	0.65525603	2.4832428	4.9047761
4/5/2016	0.047702	0.012082	0.03562	1.591399	1.530706	0.060693	2.15219355	9.204622269	0.65608186	2.4894304	4.90966797
4/6/2016	0.047959	0.012502	0.035456	1.598177	1.537122	0.061055	2.15489936	9.227589607	0.65688837	2.4956622	4.91491079
4/7/2016	0.048284	0.012883	0.035401	1.606505	1.544714	0.061791	2.1575768	9.250864983	0.65768844	2.5019741	4.9201808
4/8/2016	0.04858	0.012338	0.036242	1.614648	1.552339	0.062309	2.16023612	9.274489403	0.65850729	2.5083785	4.92753172
4/9/2016	0.048826	0.012756	0.03607	1.621396	1.558708	0.062688	2.16293049	9.298408508	0.65934163	2.5148463	4.93275309
4/10/2016	0.049084	0.013088	0.035996	1.628171	1.565255	0.062917	2.1656661	9.322569847	0.66016847	2.521354	4.93826866
4/11/2016	0.049312	0.013339	0.035973	1.633677	1.570783	0.062894	2.16839719	9.346920967	0.66099173	2.527869	4.94395733
4/12/2016	0.049479	0.012683	0.036796	1.638719	1.57625	0.062469	2.17112017	9.371391296	0.661834	2.534338	4.95170927
4/13/2016	0.049543	0.012141	0.037402	1.642532	1.580763	0.061769	2.17388248	9.395897865	0.66271079	2.5407064	4.95928907
4/14/2016	0.049538	0.011696	0.037841	1.645637	1.584626	0.061011	2.17672992	9.42032814	0.66361213	2.5469477	4.96684122
4/15/2016	0.049456	0.011322	0.038134	1.647577	1.587538	0.060039	2.17965412	9.444573402	0.66453004	2.5530398	4.97440815
4/16/2016	0.049311	0.011004	0.038307	1.648452	1.589538	0.058914	2.18263483	9.468520164	0.66545796	2.5589533	4.98197556
4/17/2016	0.049122	0.010735	0.038386	1.64859	1.590825	0.057765	2.18565249	9.492067337	0.66639054	2.5646744	4.98951626
4/18/2016	0.048895	0.010505	0.03839	1.648024	1.591425	0.0566	2.18868899	9.515130997	0.66732359	2.5702	4.99701023
4/19/2016	0.048651	0.010312	0.038339	1.647184	1.591624	0.055561	2.1917305	9.537650108	0.66825396	2.5755394	5.00443029
4/20/2016	0.048433	0.010862	0.037571	1.646025	1.591212	0.054813	2.19476438	9.559584618	0.66916227	2.5807269	5.01012802
4/21/2016	0.048245	0.011274	0.036971	1.644565	1.590624	0.053941	2.19774508	9.580917358	0.670035	2.5857763	5.01602221
4/22/2016	0.04804	0.010904	0.037136	1.642499	1.589548	0.052951	2.2006321	9.601636887	0.67089587	2.590668	5.02349377
4/23/2016	0.047807	0.010599	0.037208	1.640164	1.58813	0.052034	2.20346546	9.621723175	0.67176163	2.5953987	5.03069448
4/24/2016	0.047537	0.010339	0.037198	1.637148	1.586118	0.051031	2.2062912	9.641151428	0.67262757	2.5999672	5.03777313
4/25/2016	0.047234	0.010115	0.037119	1.633443	1.583497	0.049946	2.20911288	9.659889221	0.67348987	2.6043606	5.0447607
4/26/2016	0.046909	0.010531	0.036378	1.628039	1.579213	0.048826	2.21192026	9.677865982	0.67433017	2.6085694	5.05024576
4/27/2016	0.046615	0.010247	0.036368	1.623556	1.575763	0.047793	2.21467376	9.695069313	0.67515051	2.6125979	5.05721426
4/28/2016	0.046256	0.010645	0.035611	1.613941	1.566795	0.047146	2.21736455	9.711359024	0.67595053	2.6164849	5.06247473
4/29/2016	0.046006	0.010905	0.035101	1.608988	1.562757	0.046231	2.21998906	9.726772308	0.6767177	2.62024	5.06789827

Date	Lake TP (mg/L)	Lake DP (mg/L)	Lake OP (mg/L)	Lake TN (mg/L)	Lake DN (mg/L)	Lake ON (mg/L)	Porewater DP (mg/L)	Porewater DN (mg/L)	Sediment P (mg/g)	Sediment N (mg/g)	Sediment P flux (mg/m2/d)
4/30/2016	0.04575	0.010524	0.035226	1.603944	1.558656	0.045288	2.2225244	9.741530418	0.67747438	2.6238391	5.0745883
5/1/2016	0.043773	0.010253	0.03352	1.60094	1.555819	0.045121	2.32118249	8.644868851	0.67528629	2.6260991	5.27697945
5/2/2016	0.042047	0.01003	0.032016	1.599542	1.554532	0.04501	2.34015489	7.852134705	0.67364848	2.627969	5.30029774
5/3/2016	0.040494	0.008979	0.031515	1.601355	1.556741	0.044613	2.34174132	7.278783798	0.67228776	2.6295464	5.28737593
5/4/2016	0.039085	0.009011	0.030075	1.601342	1.556596	0.044746	2.33978248	6.863794327	0.67114693	2.6309025	5.26941681
5/5/2016	0.037852	0.008179	0.029673	1.604317	1.559486	0.044831	2.33738136	6.563127518	0.67020607	2.6321096	5.25298548
5/6/2016	0.036603	0.007477	0.029126	1.605013	1.560843	0.044171	2.3352375	6.345000267	0.66945076	2.6332023	5.23921251
5/7/2016	0.035409	0.007665	0.027744	1.604091	1.560895	0.043196	2.33349705	6.186460018	0.66886312	2.6341548	5.22804356
5/8/2016	0.034285	0.007015	0.027271	1.602373	1.560209	0.042164	2.33216381	6.070913315	0.66842049	2.6349304	5.21916819
5/9/2016	0.033154	0.00646	0.026694	1.599151	1.558267	0.040884	2.33120108	5.98636198	0.66810292	2.6355076	5.21224403
5/10/2016	0.032162	0.006903	0.025259	1.586831	1.545835	0.040996	2.33056283	5.9241395	0.66789025	2.6359093	5.20695448
5/11/2016	0.031453	0.007248	0.024205	1.58378	1.542358	0.041422	2.33019352	5.878013134	0.66775942	2.6362274	5.20300341
5/12/2016	0.030894	0.007498	0.023396	1.584699	1.543045	0.041654	2.33003354	5.843520164	0.6676904	2.636544	5.2001152
5/13/2016	0.03036	0.006899	0.023462	1.585303	1.543732	0.041571	2.33003449	5.817460537	0.66767073	2.6368754	5.19806814
5/14/2016	0.029855	0.007212	0.022643	1.582693	1.541165	0.041528	2.33016396	5.797522545	0.6676923	2.6372061	5.19669771
5/15/2016	0.029417	0.007412	0.022005	1.582299	1.541136	0.041163	2.33039665	5.782028198	0.66774523	2.6375167	5.19587326
5/16/2016	0.028951	0.00679	0.022161	1.580793	1.540312	0.040481	2.33070707	5.769752502	0.66782159	2.6377764	5.19547796
5/17/2016	0.028441	0.006274	0.022166	1.578644	1.538894	0.03975	2.33107948	5.759795189	0.66791916	2.6379485	5.19542694
5/18/2016	0.027884	0.005838	0.022047	1.57553	1.536661	0.038869	2.3315084	5.751490116	0.6680364	2.6380064	5.19566965
5/19/2016	0.027279	0.005458	0.02182	1.571175	1.533401	0.037775	2.33198833	5.744343281	0.66816998	2.6379271	5.19616222
5/20/2016	0.026651	0.005131	0.02152	1.566052	1.529385	0.036667	2.33250952	5.737987518	0.66831565	2.6376872	5.19685698
5/21/2016	0.026005	0.004843	0.021162	1.560114	1.524587	0.035527	2.33306026	5.732147694	0.66846883	2.6372726	5.19770622
5/22/2016	0.025352	0.00459	0.020762	1.553539	1.519126	0.034413	2.33362603	5.726618767	0.668625	2.636678	5.19866037
5/23/2016	0.024674	0.004356	0.020318	1.545824	1.512677	0.033147	2.33419299	5.721250057	0.66877991	2.6358986	5.19967461
5/24/2016	0.024044	0.004163	0.019881	1.538583	1.506293	0.03229	2.33474851	5.715931892	0.66892976	2.634937	5.20070887
5/25/2016	0.02339	0.003978	0.019412	1.530119	1.498938	0.031181	2.3352809	5.710587025	0.66907132	2.6338062	5.20172787
5/26/2016	0.022813	0.004392	0.018422	1.519289	1.488821	0.030468	2.33577728	5.705165386	0.66920024	2.6325188	5.20269585
5/27/2016	0.022294	0.00415	0.018144	1.511338	1.481527	0.02981	2.33622384	5.699636936	0.66931206	2.6310954	5.20357561
5/28/2016	0.021574	0.004332	0.017242	1.494396	1.466795	0.027602	2.33660817	5.693980217	0.66940421	2.6295137	5.20433426
5/29/2016	0.020901	0.004429	0.016472	1.478788	1.452963	0.025826	2.33691955	5.688153744	0.66947341	2.6276934	5.20494413
5/30/2016	0.020298	0.004066	0.016232	1.46692	1.442195	0.024725	2.33714938	5.682103157	0.66951764	2.6256106	5.2053833
5/31/2016	0.020104	0.004441	0.015663	1.463128	1.436679	0.026449	2.33729362	5.675811291	0.6695379	2.6233878	5.20564032
6/1/2016	0.021006	0.00492	0.016086	1.462354	1.427905	0.034449	3.99310231	6.450110435	0.65669608	2.613873	8.99383068
6/2/2016	0.021843	0.004647	0.017196	1.46605	1.425459	0.040591	4.32365704	6.99795866	0.65047127	2.6049545	9.73124218
6/3/2016	0.022609	0.004427	0.018182	1.4685	1.423094	0.045407	4.37251902	7.384693623	0.64585292	2.5966511	9.82394981
6/4/2016	0.023234	0.004786	0.018448	1.467795	1.419318	0.048477	4.36232901	7.656900406	0.64178205	2.5889075	9.78456402
6/5/2016	0.023389	0.00435	0.019038	1.456939	1.409326	0.047613	4.34065723	7.847738743	0.63803369	2.5816081	9.72202682
6/6/2016	0.023715	0.004555	0.01916	1.450552	1.402171	0.048382	4.31769657	7.980759144	0.63455516	2.5746117	9.65920734
6/7/2016	0.024064	0.004249	0.019815	1.445612	1.396268	0.049344	4.29562712	8.072669029	0.63132697	2.5678282	9.60060883
6/8/2016	0.02434	0.003989	0.020351	1.439865	1.390026	0.049839	4.27489233	8.135334015	0.62833494	2.5612154	9.54682827
6/9/2016	0.024575	0.003775	0.0208	1.433968	1.383819	0.05015	4.25554419	8.177186966	0.62556452	2.554739	9.49764061
6/10/2016	0.024879	0.004204	0.020675	1.425454	1.374343	0.051111	4.23753786	8.204223633	0.62299973	2.5483754	9.45266247
6/11/2016	0.025228	0.004	0.021228	1.422997	1.370778	0.052219	4.22079468	8.220709801	0.62062395	2.5421207	9.41148376
6/12/2016	0.025585	0.003851	0.021734	1.42136	1.367959	0.053402	4.20522642	8.229690552	0.61842132	2.5359802	9.37372112
6/13/2016	0.026038	0.003778	0.02226	1.422556	1.367238	0.055318	4.1907444	8.233345032	0.61637694	2.5299649	9.33902073
6/14/2016	0.026447	0.003716	0.022731	1.423125	1.366383	0.056743	4.17726231	8.233240128	0.61447656	2.5240896	9.30706501
6/15/2016	0.027158	0.0047	0.022458	1.416184	1.355453	0.060731	4.16469288	8.230511665	0.61270612	2.5183816	9.27755737
6/16/2016	0.028168	0.004696	0.023472	1.430942	1.365059	0.065883	4.15295219	8.226006508	0.61105239	2.5129054	9.25022888
6/17/2016	0.029222	0.004737	0.024485	1.447014	1.376191	0.070822	4.14196253	8.220388412	0.6095047	2.5077374	9.22483921
6/18/2016	0.030203	0.004771	0.025433	1.461637	1.386942	0.074695	4.13166046	8.214176178	0.6080541	2.502918	9.20119381
6/19/2016	0.031046	0.004772	0.026273	1.473359	1.39618	0.077179	4.12198925	8.207756996	0.60669219	2.4984379	9.17912292
6/20/2016	0.031691	0.004721	0.02697	1.480938	1.402887	0.078051	4.11289406	8.201383591	0.60541105	2.4942448	9.1584692
6/21/2016	0.032156	0.00463	0.027526	1.484916	1.407225	0.077691	4.10432625	8.195187569	0.60420316	2.4902582	9.13909626
6/22/2016	0.032466	0.005196	0.02727	1.485379	1.409034	0.076345	4.09623528	8.189196587	0.60306072	2.4863887	9.12086964
6/23/2016	0.032664	0.005624	0.02704	1.479985	1.405417	0.074567	4.08856869	8.183364868	0.60197556	2.4825532	9.103652
6/24/2016	0.032802	0.00524	0.027562	1.477302	1.404753	0.072549	4.08127737	8.177601814	0.60094041	2.4786866	9.08731937
6/25/2016	0.032828	0.004898	0.02793	1.473068	1.402764	0.070304	4.07431555	8.171800613	0.59994996	2.4747412	9.07175827
6/26/2016	0.032826	0.005214	0.027612	1.467916	1.399517	0.068399	4.06764841	8.165854454	0.59899932	2.4706872	9.05688286
6/27/2016	0.032874	0.004887	0.027988	1.465372	1.398117	0.067255	4.06124258	8.159672737	0.59808362	2.4665174	9.04260921
6/28/2016	0.032907	0.004624	0.028283	1.463199	1.396815	0.066384	4.05506849	8.153196335	0.5971989	2.4622467	9.02886772
6/29/2016	0.032965	0.004428	0.028537	1.462268	1.396233	0.066036	4.0491004	8.146396637	0.59634227	2.4578986	9.01559639
6/30/2016	0.033045	0.004284	0.02876	1.462287	1.396242	0.066045	4.04331827	8.139274597	0.59551096	2.4535015	9.00274658
7/1/2016	0.032995	0.004706	0.02829	1.458818	1.393816	0.065003	4.03770304	8.131850243	0.59470189	2.4490731	8.99027252
7/2/2016	0.032953	0.004455	0.028498	1.455875	1.391719	0.064156	4.03223372	8.124145508	0.59391183	2.4446108	8.97812748
7/3/2016	0.032799	0.004214	0.028586	1.450688	1.388021	0.062667	4.02689075	8.116167068	0.59313846	2.4401019	8.96626472
7/4/2016	0.032586	0.003996	0.028591	1.444532	1.383498	0.061033	4.02165937	8.107913017	0.59237999	2.4355283	8.95464993
7/5/2016	0.032316	0.003795	0.028521	1.437379	1.378121	0.059259	4.01652718	8.099364281	0.59163457	2.430871	8.94325542
7/6/2016	0.0321	0.004355	0.027745	1.422359	1.363467	0.058892	4.01147985	8.090500832	0.59089994	2.4261274	8.9320488

Date	Lake TP (mg/L)	Lake DP (mg/L)	Lake OP (mg/L)	Lake TN (mg/L)	Lake DN (mg/L)	Lake ON (mg/L)	Porewater DP (mg/L)	Porewater DN (mg/L)	Sediment P (mg/g)	Sediment N (mg/g)	Sediment P flux (mg/m2/d)
7/7/2016	0.031967	0.004646	0.027321	1.417909	1.359733	0.058176	4.00650072	8.081314087	0.59017318	2.4213161	8.9209919
7/8/2016	0.031542	0.004233	0.027309	1.406484	1.351313	0.055171	4.00157356	8.071806908	0.58945221	2.4164343	8.91004753
7/9/2016	0.031007	0.003852	0.027154	1.393077	1.341211	0.051866	3.99668574	8.06196022	0.58873588	2.4114358	8.89918804
7/10/2016	0.030535	0.003563	0.026972	1.381852	1.332198	0.049654	3.9918294	8.051728249	0.58802342	2.4062793	8.88839626
7/11/2016	0.030135	0.00335	0.026785	1.372716	1.32436	0.048356	3.98699808	8.041059494	0.58731389	2.4009652	8.87765694
7/12/2016	0.029671	0.003146	0.026525	1.362152	1.315447	0.046705	3.98218584	8.029930115	0.5866065	2.3955154	8.86695671
7/13/2016	0.029253	0.002992	0.026261	1.352835	1.307221	0.045614	3.97738743	8.018336296	0.58590037	2.3899496	8.85628605
7/14/2016	0.028876	0.003274	0.025602	1.34386	1.298986	0.044874	3.97259569	8.006293297	0.58519441	2.3842885	8.84562683
7/15/2016	0.028519	0.003097	0.025422	1.335481	1.291283	0.044198	3.96780372	7.993829727	0.58448744	2.3785558	8.83496571
7/16/2016	0.028186	0.003347	0.024839	1.327377	1.283709	0.043669	3.96300411	7.980983257	0.58377856	2.3727703	8.82428455
7/17/2016	0.027889	0.003553	0.024336	1.319597	1.276316	0.043281	3.95819068	7.967792988	0.58306682	2.3669472	8.81357002
7/18/2016	0.027585	0.003314	0.024272	1.311628	1.268869	0.042759	3.95335746	7.954299927	0.58235157	2.3610976	8.80280972
7/19/2016	0.027262	0.003109	0.024153	1.303324	1.261187	0.042136	3.94850159	7.940537453	0.58163291	2.3552263	8.79199696
7/20/2016	0.026849	0.002905	0.023944	1.292895	1.252041	0.040855	3.94362402	7.926532269	0.58091116	2.3493276	8.78113365
7/21/2016	0.02646	0.003079	0.023381	1.282903	1.243056	0.039847	3.93872523	7.912295818	0.58018607	2.3433881	8.77022266
7/22/2016	0.026338	0.003619	0.022719	1.265906	1.224381	0.041525	3.93380117	7.897836208	0.57945681	2.3374226	8.7592535
7/23/2016	0.026261	0.003414	0.022846	1.262861	1.22051	0.042351	3.92884827	7.883185863	0.57872277	2.33148	8.74821854
7/24/2016	0.026315	0.00423	0.022085	1.236225	1.190997	0.045228	3.92386413	7.868409157	0.57798404	2.3256142	8.73711395
7/25/2016	0.026536	0.004009	0.022527	1.240005	1.192667	0.047339	3.91884851	7.853593826	0.57724071	2.3198771	8.72593784
7/26/2016	0.026972	0.003921	0.023052	1.249309	1.198431	0.050878	3.91380548	7.838841915	0.57649416	2.3143148	8.71469975
7/27/2016	0.027411	0.003864	0.023548	1.258572	1.204633	0.053939	3.90874505	7.824261665	0.5757466	2.3089674	8.7034235
7/28/2016	0.027873	0.003839	0.024034	1.268377	1.211599	0.056778	3.90368032	7.809957027	0.57499993	2.3038595	8.69213867
7/29/2016	0.028183	0.003774	0.024409	1.274344	1.216275	0.058069	3.89862275	7.796010017	0.57425565	2.2989838	8.68087101
7/30/2016	0.02862	0.004463	0.024158	1.281129	1.220887	0.060242	3.89358115	7.782468319	0.57351446	2.2943153	8.66964054
7/31/2016	0.029002	0.004312	0.02469	1.288352	1.226844	0.061507	3.88855958	7.769349098	0.57277644	2.2898331	8.6584568
8/1/2016	0.029094	0.004093	0.025001	1.288666	1.228181	0.060485	3.88356066	7.756641388	0.57204223	2.2854972	8.64732456
8/2/2016	0.029017	0.003857	0.02516	1.285359	1.226868	0.058491	3.87858891	7.744292736	0.57131261	2.2812297	8.63625431
8/3/2016	0.028894	0.003652	0.025242	1.281525	1.224912	0.056613	3.87364697	7.73220396	0.57058764	2.2769511	8.62525177
8/4/2016	0.028663	0.003445	0.025218	1.275501	1.221197	0.054304	3.86873627	7.720252037	0.56986713	2.2726049	8.61432076
8/5/2016	0.028503	0.003883	0.02462	1.264866	1.21156	0.053306	3.86385345	7.708314896	0.56915033	2.2681642	8.60345173
8/6/2016	0.028623	0.003752	0.024871	1.267845	1.213668	0.054177	3.85899377	7.696304321	0.56843615	2.2636478	8.59263515
8/7/2016	0.028692	0.003633	0.02506	1.269656	1.215082	0.054574	3.85415268	7.684183598	0.56772453	2.2591057	8.58185959
8/8/2016	0.028622	0.003486	0.025136	1.268097	1.214226	0.053871	3.84933066	7.671957493	0.56701583	2.254565	8.57112694
8/9/2016	0.028417	0.003317	0.0251	1.263386	1.21111	0.052277	3.8445282	7.659634113	0.56631017	2.2500112	8.5604372
8/10/2016	0.028184	0.003167	0.025017	1.258273	1.207512	0.050761	3.83974528	7.647201061	0.56560719	2.2454121	8.54979134
8/11/2016	0.027902	0.003024	0.024878	1.252168	1.203045	0.049123	3.83498001	7.634628296	0.56490654	2.240742	8.53918552
8/12/2016	0.027715	0.003395	0.02432	1.247025	1.198542	0.048483	3.83022857	7.621880054	0.56420738	2.2359931	8.52860928
8/13/2016	0.027803	0.003863	0.02394	1.24882	1.198978	0.049842	3.82548499	7.608939648	0.56350839	2.2311943	8.51805019
8/14/2016	0.027969	0.003736	0.024233	1.252946	1.201489	0.051458	3.82074261	7.595829964	0.56280905	2.2264066	8.50749302
8/15/2016	0.027869	0.003539	0.02433	1.25038	1.199611	0.050769	3.81600022	7.582607746	0.56210983	2.2216671	8.49693489
8/16/2016	0.02776	0.003827	0.023934	1.247359	1.197254	0.050105	3.81125879	7.569320679	0.56141102	2.21696	8.48637772
8/17/2016	0.027628	0.003593	0.024036	1.243952	1.194639	0.049313	3.80651927	7.555986404	0.56071228	2.212256	8.47582531
8/18/2016	0.027419	0.003819	0.023599	1.236481	1.188344	0.048138	3.80177951	7.542597771	0.56001335	2.2075331	8.46527195
8/19/2016	0.027448	0.004149	0.023299	1.235303	1.186458	0.048845	3.7970376	7.529138565	0.5593136	2.2027872	8.45471287
8/20/2016	0.027669	0.00462	0.023049	1.234497	1.183499	0.050998	3.79228902	7.515612125	0.55861241	2.1980565	8.44413757
8/21/2016	0.027989	0.004971	0.023018	1.240668	1.187557	0.053112	3.78753066	7.502060413	0.55790949	2.1934035	8.43354034
8/22/2016	0.028311	0.004674	0.023638	1.247304	1.192395	0.054909	3.78276324	7.488556385	0.55720562	2.1888728	8.42292309
8/23/2016	0.028589	0.004431	0.024159	1.253225	1.196959	0.056266	3.77799296	7.475175381	0.55650246	2.1844807	8.4122982
8/24/2016	0.028878	0.00486	0.024018	1.258249	1.200657	0.057593	3.77322936	7.461978912	0.55580127	2.1802254	8.40168953
8/25/2016	0.029188	0.005291	0.023897	1.259744	1.200737	0.059007	3.76847744	7.449007988	0.55510205	2.1761024	8.39110756
8/26/2016	0.029572	0.005605	0.023967	1.26734	1.206926	0.060414	3.76373744	7.436291218	0.55440456	2.1721101	8.38055229
8/27/2016	0.03002	0.005916	0.024103	1.276083	1.213968	0.062115	3.7590096	7.42385006	0.55370885	2.1682501	8.37002468
8/28/2016	0.030357	0.005477	0.024881	1.282637	1.219818	0.06282	3.75429583	7.411698341	0.55301577	2.16452	8.3595295
8/29/2016	0.030546	0.005083	0.025463	1.2862	1.223653	0.062547	3.74960351	7.399838448	0.55232692	2.1608951	8.34908199
8/30/2016	0.0307	0.005509	0.025191	1.281315	1.218536	0.062779	3.74494004	7.388247013	0.55164319	2.1573403	8.33870125
8/31/2016	0.030987	0.005789	0.025198	1.286825	1.223445	0.06338	3.740309	7.376888275	0.55096412	2.1538386	8.32839298
9/1/2016	0.031251	0.005374	0.025877	1.292786	1.228975	0.063811	3.73570919	7.365729809	0.55028957	2.1503897	8.31815529
9/2/2016	0.031416	0.005016	0.0264	1.296904	1.233245	0.063659	3.73114276	7.354748249	0.54962063	2.1469879	8.30799198
9/3/2016	0.031461	0.004692	0.026769	1.298609	1.235791	0.062818	3.72661591	7.343914509	0.5489583	2.1436131	8.29791927
9/4/2016	0.031194	0.004318	0.026876	1.292922	1.233113	0.059809	3.72213364	7.333183289	0.54830295	2.1402185	8.28794575
9/5/2016	0.030808	0.003969	0.026839	1.284984	1.228477	0.056508	3.71769667	7.32247591	0.54765415	2.1367321	8.27807522
9/6/2016	0.03044	0.003691	0.026749	1.278132	1.224145	0.053987	3.71330285	7.311683655	0.5470112	2.1330957	8.26830101
9/7/2016	0.030323	0.003559	0.026764	1.278078	1.224148	0.053931	3.70894694	7.300706863	0.54637331	2.129308	8.25861168
9/8/2016	0.03042	0.00437	0.02605	1.271761	1.215382	0.056379	3.7046237	7.289499283	0.54573935	2.1254382	8.24899483
9/9/2016	0.030842	0.004302	0.026539	1.28431	1.224482	0.059828	3.70032573	7.278099537	0.54510832	2.1215982	8.23943329
9/10/2016	0.031325	0.005009	0.026315	1.297345	1.234193	0.063152	3.69604826	7.266619682	0.54447997	2.1178899	8.22991657
9/11/2016	0.031788	0.004845	0.026943	1.30964	1.243923	0.065717	3.69179034	7.255201817	0.54385465	2.1143711	8.22044373
9/12/2016	0.032143	0.004687	0.027456	1.31931	1.252127	0.067183	3.68755555	7.243976593	0.54323334	2.1110518	8.21102142

Date	Lake TP (mg/L)	Lake DP (mg/L)	Lake OP (mg/L)	Lake TN (mg/L)	Lake DN (mg/L)	Lake ON (mg/L)	Porewater DP (mg/L)	Porewater DN (mg/L)	Sediment P (mg/g)	Sediment N (mg/g)	Sediment P flux (mg/m2/d)
9/13/2016	0.032372	0.004524	0.027848	1.326007	1.258421	0.067585	3.68334985	7.233028889	0.5426172	2.107903	8.20166397
9/14/2016	0.03253	0.004374	0.028156	1.331178	1.263663	0.067516	3.67917991	7.222390175	0.54200697	2.1048763	8.19238663
9/15/2016	0.032643	0.004243	0.0284	1.335536	1.26828	0.067256	3.67504978	7.212046146	0.54140294	2.1019251	8.18319893
9/16/2016	0.032755	0.004142	0.028612	1.340117	1.272962	0.067155	3.6709609	7.201955795	0.54080522	2.0990167	8.17410278
9/17/2016	0.032869	0.004708	0.028161	1.344208	1.277127	0.06708	3.66691375	7.192070484	0.54021323	2.096133	8.16510105
9/18/2016	0.032969	0.004509	0.028459	1.34804	1.281177	0.066864	3.66290331	7.182344437	0.53962612	2.0932643	8.15618134
9/19/2016	0.033043	0.004346	0.028697	1.35154	1.284924	0.066617	3.65892649	7.172738075	0.53904366	2.0904031	8.14733601
9/20/2016	0.033143	0.004925	0.028218	1.352964	1.286116	0.066849	3.6549809	7.163219929	0.53846556	2.0875466	8.13855934
9/21/2016	0.033332	0.005427	0.027905	1.356537	1.289029	0.067508	3.65106201	7.153769493	0.53789061	2.0847051	8.12984276
9/22/2016	0.033589	0.005938	0.02765	1.358533	1.289782	0.068752	3.64716244	7.144386768	0.53731751	2.0819008	8.12116814
9/23/2016	0.033992	0.006357	0.027635	1.36793	1.297497	0.070433	3.64327502	7.135090351	0.53674555	2.0791638	8.11251926
9/24/2016	0.034437	0.005969	0.028467	1.379001	1.306751	0.07225	3.63939762	7.125919819	0.53617513	2.0765245	8.10389137
9/25/2016	0.034868	0.006489	0.028378	1.387507	1.313463	0.074044	3.63553381	7.116923332	0.5356074	2.0740063	8.095294
9/26/2016	0.035271	0.006081	0.02919	1.397596	1.322399	0.075197	3.63168955	7.108148575	0.5350433	2.0716178	8.08673954
9/27/2016	0.035589	0.006482	0.029107	1.405582	1.329942	0.07564	3.62787032	7.099628925	0.53448361	2.0693464	8.07824039
9/28/2016	0.035903	0.006061	0.029842	1.413763	1.337625	0.076138	3.62408185	7.091372967	0.53392893	2.0671678	8.06981182
9/29/2016	0.036182	0.005726	0.030456	1.421791	1.345187	0.076604	3.62032914	7.083371162	0.53338027	2.0650623	8.0614624
9/30/2016	0.03642	0.006211	0.030209	1.4282	1.351383	0.076817	3.61661768	7.075603962	0.53283828	2.0630164	8.05320644
10/1/2016	0.114138	0.034823	0.079314	1.534163	1.457695	0.076469	2.60379434	7.302228451	0.53888744	2.0652316	5.89352226
10/2/2016	0.112651	0.03044	0.082211	1.530089	1.453648	0.076441	2.31271887	7.504198074	0.54157186	2.0675046	5.23581696
10/3/2016	0.11099	0.026289	0.084701	1.526202	1.449877	0.076325	2.23116422	7.680809975	0.54315126	2.0698354	5.05824375
10/4/2016	0.109238	0.022907	0.086331	1.522327	1.446173	0.076154	2.21055365	7.835396767	0.54443908	2.0722089	5.01871777
10/5/2016	0.107446	0.020166	0.08728	1.518351	1.442451	0.0759	2.20776105	7.970840931	0.54565674	2.0746117	5.01860142
10/6/2016	0.105616	0.018446	0.08717	1.513763	1.438186	0.075577	2.2102282	8.08962059	0.54685253	2.0770309	5.02820587
10/7/2016	0.103741	0.017056	0.086685	1.50822	1.432947	0.075273	2.21424985	8.193853378	0.54802924	2.0794585	5.0406208
10/8/2016	0.102016	0.015433	0.086583	1.504384	1.429429	0.074955	2.21869588	8.285460472	0.54919332	2.0818896	5.05454493
10/9/2016	0.100329	0.014127	0.086202	1.501135	1.426318	0.074817	2.2232399	8.366160393	0.55034798	2.0843267	5.06796408
10/10/2016	0.098686	0.013076	0.08561	1.498154	1.423417	0.074737	2.22779346	8.437396049	0.55148762	2.0867755	5.08082247
10/11/2016	0.09708	0.01222	0.08486	1.494661	1.420212	0.074449	2.23231173	8.500398636	0.55260789	2.0892265	5.09315252
10/12/2016	0.095519	0.012005	0.083514	1.49062	1.416635	0.073985	2.23677278	8.556208611	0.55369961	2.0916612	5.10387993
10/13/2016	0.094026	0.011833	0.082192	1.486721	1.413126	0.073595	2.24114299	8.605740547	0.55475587	2.0940731	5.11429834
10/14/2016	0.092578	0.011195	0.081383	1.481904	1.409063	0.072841	2.24538469	8.649777412	0.55578369	2.0964482	5.12549305
10/15/2016	0.091177	0.010677	0.080499	1.477079	1.404965	0.072113	2.24950695	8.688990593	0.5567885	2.0987711	5.13613844
10/16/2016	0.089759	0.010771	0.078988	1.472064	1.400109	0.071955	2.2535336	8.723958015	0.55776155	2.1010644	5.14516163
10/17/2016	0.088527	0.010365	0.078162	1.46961	1.397597	0.072014	2.25744581	8.755280495	0.55870372	2.1033587	5.1550684
10/18/2016	0.087367	0.010054	0.077314	1.46834	1.395908	0.072432	2.26123762	8.783549309	0.55962342	2.1056762	5.16448116
10/19/2016	0.086275	0.009815	0.07646	1.46784	1.394797	0.073043	2.26493359	8.809230804	0.56052023	2.1080379	5.17350769
10/20/2016	0.085235	0.009626	0.075609	1.467457	1.393844	0.073612	2.26853919	8.832709312	0.56139416	2.1104491	5.18221235
10/21/2016	0.08423	0.009467	0.074763	1.466476	1.392569	0.073907	2.27205491	8.854289055	0.56224537	2.1128957	5.19064188
10/22/2016	0.083248	0.009326	0.073922	1.464457	1.390651	0.073805	2.27548075	8.874192238	0.56307399	2.1153502	5.19882536
10/23/2016	0.082296	0.009203	0.073093	1.461808	1.388329	0.073479	2.27881718	8.892596245	0.56388038	2.1177864	5.20676136
10/24/2016	0.081379	0.0091	0.07228	1.458907	1.385831	0.073076	2.28206515	8.909662247	0.56466484	2.1201918	5.21444941
10/25/2016	0.080501	0.009015	0.071486	1.455936	1.383273	0.072662	2.28522611	8.92553997	0.56542796	2.1225624	5.22189665
10/26/2016	0.079658	0.009511	0.070147	1.454131	1.380959	0.073172	2.28830624	8.940382004	0.56616312	2.1249349	5.22782421
10/27/2016	0.078815	0.010111	0.068704	1.454	1.378483	0.075517	2.29128861	8.954354286	0.5668624	2.1274209	5.23328972
10/28/2016	0.078367	0.010614	0.067753	1.461082	1.382943	0.078139	2.29414749	8.967890739	0.56753093	2.1301055	5.23869419
10/29/2016	0.077992	0.010409	0.067583	1.469202	1.388349	0.080853	2.29688501	8.981434822	0.56818473	2.133003	5.24544382
10/30/2016	0.07766	0.010973	0.066686	1.478104	1.394228	0.083877	2.29954648	8.995148659	0.56882429	2.1361289	5.25025558
10/31/2016	0.077421	0.011443	0.065978	1.487741	1.40111	0.086631	2.30215216	9.009179115	0.56944287	2.1394844	5.25515699
11/1/2016	0.077137	0.011754	0.065383	1.496875	1.407863	0.089012	2.0027597	8.894537926	0.57192481	2.1438465	4.56760168
11/2/2016	0.076791	0.011926	0.064865	1.505864	1.414675	0.091189	1.9172107	8.796963692	0.5731982	2.1483433	4.37094736
11/3/2016	0.076234	0.012087	0.064147	1.510033	1.416819	0.093214	1.89404428	8.714167595	0.57410663	2.1529655	4.31743193
11/4/2016	0.075924	0.011459	0.064465	1.518863	1.423864	0.094999	1.88904166	8.644321442	0.57490742	2.157702	4.3073945
11/5/2016	0.0756	0.010949	0.064651	1.526788	1.430403	0.096385	1.88932312	8.585974693	0.57568371	2.1625309	4.3092103
11/6/2016	0.075249	0.010525	0.064724	1.533203	1.435998	0.097206	1.89116025	8.537639618	0.57645327	2.1674166	4.31439781
11/7/2016	0.074863	0.010163	0.0647	1.537708	1.440336	0.097372	1.89345634	8.497971535	0.57721955	2.172313	4.32049704
11/8/2016	0.074439	0.009847	0.064592	1.540248	1.44333	0.096918	1.89588499	8.465764046	0.57798213	2.177171	4.32679367
11/9/2016	0.073996	0.009576	0.06442	1.541565	1.445424	0.096141	1.89834571	8.43996048	0.5787397	2.1819551	4.33305979
11/10/2016	0.073536	0.009342	0.064194	1.541746	1.446655	0.095092	1.900805	8.419641495	0.57949096	2.1866434	4.33923864
11/11/2016	0.073068	0.00914	0.063927	1.541082	1.447196	0.093886	1.90324986	8.404005051	0.58023483	2.1912208	4.34531021
11/12/2016	0.072602	0.00897	0.063632	1.539997	1.447322	0.092675	1.90567422	8.392364502	0.58097047	2.1956823	4.35126209
11/13/2016	0.072114	0.008812	0.063302	1.537596	1.446446	0.09115	1.90807354	8.384106636	0.58169717	2.2000167	4.35712957
11/14/2016	0.071622	0.008672	0.06295	1.534553	1.444993	0.08956	1.91044486	8.378684044	0.58241421	2.2042103	4.3628912
11/15/2016	0.071148	0.008558	0.06259	1.531701	1.443514	0.088187	1.91278625	8.375653267	0.58312124	2.2082703	4.36852312
11/16/2016	0.070677	0.008457	0.062219	1.528416	1.44162	0.086795	1.91509628	8.374634743	0.58381808	2.2122061	4.37405443
11/17/2016	0.070205	0.008366	0.06184	1.524659	1.43929	0.08537	1.91737401	8.37528801	0.58450449	2.2160165	4.3794899
11/18/2016	0.069722	0.008275	0.061448	1.52002	1.436251	0.083769	1.91961789	8.377301216	0.58518022	2.2196939	4.38484573
11/19/2016	0.069214	0.008178	0.061036	1.514058	1.432203	0.081854	1.9218266	8.380376816	0.58584493	2.2232192	4.39013577

Date	Lake TP (mg/L)	Lake DP (mg/L)	Lake OP (mg/L)	Lake TN (mg/L)	Lake DN (mg/L)	Lake ON (mg/L)	Porewater DP (mg/L)	Porewater DN (mg/L)	Sediment P (mg/g)	Sediment N (mg/g)	Sediment P flux (mg/m2/d)
11/20/2016	0.068743	0.008107	0.060635	1.509012	1.428606	0.080407	1.92399967	8.38429451	0.5864985	2.2265995	4.39528227
11/21/2016	0.068314	0.008062	0.060252	1.505014	1.425589	0.079425	1.92613828	8.388928413	0.58714128	2.2298734	4.40029192
11/22/2016	0.067888	0.008017	0.059871	1.500618	1.422238	0.078379	1.9282428	8.394153595	0.58777356	2.2330577	4.40522385
11/23/2016	0.067393	0.008511	0.058882	1.493994	1.416363	0.077631	1.93031752	8.399754524	0.58838773	2.2361622	4.40885067
11/24/2016	0.067006	0.008868	0.058139	1.489221	1.412481	0.07674	1.9323467	8.405631065	0.58897948	2.2391934	4.41268682
11/25/2016	0.066664	0.009145	0.057519	1.484942	1.409045	0.075897	1.93431079	8.411804199	0.58955353	2.2421482	4.41655636
11/26/2016	0.06635	0.00889	0.057459	1.481196	1.405936	0.07526	1.93620932	8.418230057	0.59011847	2.2450368	4.42149687
11/27/2016	0.06603	0.008679	0.057351	1.477213	1.402637	0.074576	1.93806231	8.424854279	0.5906806	2.2478662	4.42623329
11/28/2016	0.065609	0.009126	0.056482	1.470872	1.395815	0.075056	1.93990064	8.431503296	0.59122962	2.2506816	4.42942333
11/29/2016	0.065372	0.009648	0.055725	1.469668	1.392429	0.077239	1.94171369	8.43819046	0.59175748	2.2535996	4.4323864
11/30/2016	0.065472	0.009459	0.056013	1.477373	1.397257	0.080116	1.94347167	8.445393562	0.59227896	2.2567174	4.43685198
12/1/2016	0.063458	0.009992	0.053466	1.473825	1.402181	0.071643	1.94675815	8.45468235	0.59415168	2.2657602	4.44316912
12/2/2016	0.061683	0.010437	0.051246	1.473093	1.407333	0.06576	1.95191753	8.466836929	0.5958904	2.2736163	4.45398474
12/3/2016	0.060075	0.010115	0.049961	1.473768	1.412306	0.061461	1.95735705	8.481049538	0.59753603	2.2806289	4.46720314
12/4/2016	0.058569	0.009846	0.048723	1.474708	1.416571	0.058137	1.96268022	8.496702194	0.59911567	2.2870088	4.48003149
12/5/2016	0.05713	0.009608	0.047522	1.474807	1.41958	0.055227	1.96782172	8.513291359	0.60063195	2.2928705	4.49237251
12/6/2016	0.055758	0.009397	0.046361	1.474149	1.421489	0.052661	1.97276735	8.530398369	0.60208696	2.2982776	4.50420237
12/7/2016	0.054439	0.009204	0.045235	1.472461	1.422193	0.050268	1.97751665	8.547685623	0.60348278	2.3032734	4.51554108
12/8/2016	0.053175	0.009028	0.044148	1.469891	1.421841	0.04805	1.98207402	8.564876556	0.60482132	2.3078873	4.52640057
12/9/2016	0.051969	0.008868	0.043101	1.466689	1.420647	0.046042	1.98644567	8.581755638	0.60610467	2.3121514	4.53679514
12/10/2016	0.05083	0.009238	0.041592	1.462642	1.418494	0.044149	1.99063611	8.598151207	0.60732228	2.316093	4.54555988
12/11/2016	0.049767	0.009523	0.040244	1.457358	1.414798	0.042561	1.99462378	8.613902092	0.6084668	2.3197467	4.55405521
12/12/2016	0.048811	0.009773	0.039037	1.45206	1.41048	0.04158	1.99838865	8.628904343	0.60954612	2.3231874	4.5621171
12/13/2016	0.047983	0.009451	0.038531	1.449217	1.408421	0.040795	2.00194621	8.643232346	0.61058152	2.3264804	4.57101822
12/14/2016	0.047017	0.009115	0.037902	1.441377	1.402882	0.038495	2.00534248	8.656841278	0.61158729	2.3295188	4.57958031
12/15/2016	0.045975	0.008789	0.037186	1.430565	1.394965	0.0356	2.00861573	8.669465065	0.61255795	2.3321319	4.5878377
12/16/2016	0.045042	0.008543	0.0365	1.421944	1.388048	0.033896	2.01177216	8.681003571	0.61349213	2.3343687	4.59564352
12/17/2016	0.044205	0.008767	0.035438	1.413929	1.380913	0.033016	2.01481366	8.691496849	0.61438113	2.3363936	4.60210705
12/18/2016	0.043513	0.009004	0.03451	1.407746	1.374792	0.032954	2.01772213	8.701042175	0.61521918	2.33834	4.60823631
12/19/2016	0.042959	0.00878	0.034179	1.404528	1.371208	0.03332	2.02048349	8.709877014	0.61602485	2.3403089	4.61508417
12/20/2016	0.042486	0.008619	0.033866	1.40258	1.368587	0.033993	2.02313423	8.718238831	0.61681348	2.3423598	4.62153482
12/21/2016	0.042096	0.008511	0.033585	1.401952	1.367014	0.034939	2.02571702	8.726305962	0.6175862	2.3445392	4.62770844
12/22/2016	0.041764	0.008436	0.033328	1.401877	1.366012	0.035865	2.02824616	8.734235764	0.61834437	2.3468673	4.63368225
12/23/2016	0.041466	0.00838	0.033086	1.401848	1.365231	0.036618	2.03072834	8.742134094	0.61908895	2.349328	4.63950396
12/24/2016	0.041201	0.00886	0.032341	1.400599	1.363325	0.037274	2.03316498	8.750027657	0.61980772	2.3518989	4.64399481
12/25/2016	0.040974	0.008721	0.032253	1.399989	1.362452	0.037536	2.03553128	8.757950783	0.62050474	2.3545401	4.64974022
12/26/2016	0.040804	0.009165	0.031639	1.399004	1.360793	0.038211	2.03782964	8.76594162	0.62118334	2.3572528	4.65399504
12/27/2016	0.040844	0.00905	0.031794	1.403756	1.363755	0.040001	2.04007244	8.774186134	0.6218496	2.3601608	4.65940332
12/28/2016	0.040917	0.008976	0.031942	1.409051	1.3674	0.041651	2.04227948	8.782943726	0.62252271	2.363343	4.66463804
12/29/2016	0.040986	0.008919	0.032067	1.413919	1.371037	0.042882	2.04449201	8.792284012	0.62320167	2.3667533	4.66984415
12/30/2016	0.041034	0.008869	0.032164	1.41799	1.374335	0.043655	2.0467186	8.802203178	0.62388521	2.3703201	4.67506552
12/31/2016	0.041042	0.008818	0.032224	1.420862	1.376939	0.043924	2.04895806	8.812642097	0.62457156	2.3739653	4.68032169
1/1/2017	0.040985	0.008754	0.032232	1.421944	1.378358	0.043586	2.05120492	8.823482513	0.62525856	2.3775985	4.68562365
1/2/2017	0.040879	0.008683	0.032196	1.42172	1.378817	0.042903	2.05345225	8.834571838	0.62594378	2.3811426	4.69094181
1/3/2017	0.040754	0.009134	0.03162	1.420471	1.378426	0.042045	2.05569196	8.845767021	0.6266126	2.3845558	4.69504547
1/4/2017	0.040598	0.008954	0.031644	1.41808	1.377129	0.040951	2.05789065	8.856926918	0.62726665	2.387805	4.70050192
1/5/2017	0.040301	0.008755	0.031546	1.412281	1.373337	0.038944	2.06004071	8.867842674	0.627918	2.3907974	4.70589113
1/6/2017	0.039898	0.008549	0.031349	1.404049	1.367558	0.036492	2.06216288	8.878248215	0.62856096	2.3934233	4.71123171
1/7/2017	0.03953	0.008388	0.031142	1.397013	1.362174	0.034839	2.064255	8.887999535	0.62919283	2.3957124	4.71640062
1/8/2017	0.039241	0.008281	0.03096	1.392148	1.357994	0.034153	2.06631589	8.897120476	0.62981397	2.3978088	4.72137356
1/9/2017	0.03909	0.008701	0.030389	1.390174	1.355632	0.034542	2.0683465	8.905752182	0.63041532	2.3998783	4.72506952
1/10/2017	0.039075	0.00912	0.029955	1.390373	1.354721	0.035652	2.07032871	8.914093971	0.63099068	2.4020667	4.72865582
1/11/2017	0.039241	0.009588	0.029654	1.393696	1.355888	0.037809	2.07224607	8.922393799	0.63154709	2.4045172	4.73198128
1/12/2017	0.039497	0.010004	0.029494	1.398822	1.359011	0.039811	2.07410789	8.930929184	0.63209146	2.4073014	4.7352972
1/13/2017	0.039754	0.009753	0.030001	1.403867	1.362529	0.041338	2.07593107	8.939889908	0.63264406	2.4103675	4.74005461
1/14/2017	0.039892	0.009522	0.03037	1.406282	1.364526	0.041756	2.07776046	8.949276924	0.63321793	2.4135861	4.74478149
1/15/2017	0.039937	0.009312	0.030625	1.406766	1.365278	0.041489	2.07963395	8.95897007	0.63380641	2.4168112	4.74956226
1/16/2017	0.039818	0.009676	0.030142	1.398779	1.357882	0.040898	2.08154416	8.9685812	0.63438803	2.4199612	4.7531085
1/17/2017	0.040167	0.010237	0.02993	1.404625	1.361045	0.043579	2.0834558	8.978224754	0.63495135	2.4232755	4.75620699
1/18/2017	0.040664	0.01074	0.029924	1.415138	1.368935	0.046203	2.08534312	8.988573074	0.63550866	2.4270146	4.7593832
1/19/2017	0.041025	0.010409	0.030616	1.422085	1.374879	0.047206	2.08721352	8.999790192	0.63608265	2.4310415	4.76443291
1/20/2017	0.041502	0.010929	0.030573	1.431791	1.382511	0.04928	2.08911633	9.011873245	0.63667214	2.4353108	4.76760626
1/21/2017	0.042195	0.01151	0.030685	1.446781	1.394218	0.052563	2.09107018	9.025064468	0.6372624	2.4400077	4.77075529
1/22/2017	0.04297	0.012055	0.030915	1.463334	1.407573	0.055761	2.09305	9.039631844	0.6378606	2.4452224	4.77404785
1/23/2017	0.043939	0.011738	0.032201	1.485438	1.425149	0.060289	2.09506679	9.055858612	0.63849616	2.451055	4.77940035
1/24/2017	0.044893	0.011524	0.033369	1.508134	1.443776	0.064358	2.09718919	9.074007034	0.63919234	2.4575751	4.78476191
1/25/2017	0.045743	0.012342	0.0334	1.527452	1.460379	0.067072	2.09947371	9.094065666	0.63991719	2.4646342	4.78812551
1/26/2017	0.04654	0.012982	0.033558	1.544448	1.475626	0.068822	2.10186481	9.115861893	0.64064544	2.4720433	4.79214191

Date	Lake TP (mg/L)	Lake DP (mg/L)	Lake OP (mg/L)	Lake TN (mg/L)	Lake DN (mg/L)	Lake ON (mg/L)	Porewater DP (mg/L)	Porewater DN (mg/L)	Sediment P (mg/g)	Sediment N (mg/g)	Sediment P flux (mg/m2/d)
1/27/2017	0.04723	0.012485	0.034746	1.559934	1.4904	0.069533	2.10429692	9.13922596	0.64140654	2.4796395	4.79886341
1/28/2017	0.047782	0.012073	0.035709	1.573577	1.503883	0.069694	2.10681367	9.163949013	0.64222044	2.487294	4.80558109
1/29/2017	0.048178	0.011716	0.036462	1.584578	1.515458	0.06912	2.10946727	9.189744949	0.6430757	2.4949026	4.81248903
1/30/2017	0.048436	0.011401	0.037035	1.593247	1.52522	0.068026	2.11224842	9.216300964	0.64396244	2.5023642	4.81959105
1/31/2017	0.048618	0.011979	0.036639	1.600016	1.533279	0.066737	2.11512995	9.243317604	0.64485186	2.5096209	4.82487535
2/1/2017	0.048674	0.011545	0.037129	1.603864	1.539167	0.064698	2.11804295	9.2704916	0.64574218	2.516597	4.83255529
2/2/2017	0.048562	0.011145	0.037418	1.604534	1.542496	0.062038	2.12096334	9.297487259	0.64665073	2.5231822	4.84017229
2/3/2017	0.048303	0.010772	0.037531	1.602352	1.543405	0.058948	2.12391758	9.323958397	0.64756775	2.5292919	4.84780359
2/4/2017	0.048033	0.01047	0.037563	1.600734	1.544094	0.056641	2.12689686	9.349677086	0.64848679	2.5349557	4.85533333
2/5/2017	0.047665	0.010187	0.037479	1.597066	1.542994	0.054072	2.12988472	9.374483109	0.64940298	2.5402172	4.86283684
2/6/2017	0.047267	0.009941	0.037326	1.592958	1.541139	0.051819	2.13286471	9.398225784	0.65031165	2.5450814	4.87023592
2/7/2017	0.046886	0.010392	0.036494	1.587368	1.536888	0.05048	2.13582206	9.420777321	0.65119416	2.5496488	4.87598705
2/8/2017	0.046618	0.010127	0.036491	1.585648	1.536006	0.049641	2.13871622	9.442219734	0.65205455	2.5540347	4.8832345
2/9/2017	0.046372	0.009921	0.036452	1.584618	1.535435	0.049183	2.14154792	9.462763786	0.6529128	2.5583105	4.89020348
2/10/2017	0.046127	0.009752	0.036375	1.583495	1.534726	0.048769	2.1443553	9.482488632	0.65376687	2.562511	4.89703083
2/11/2017	0.045915	0.009626	0.036289	1.583089	1.534423	0.048666	2.1471467	9.50148201	0.65461558	2.5666645	4.90372324
2/12/2017	0.045668	0.009507	0.036161	1.581501	1.53333	0.048171	2.14992094	9.519803047	0.65545762	2.5707648	4.91036034
2/13/2017	0.045394	0.009396	0.035998	1.578973	1.531541	0.047431	2.15267253	9.537447929	0.65629107	2.5747597	4.91692877
2/14/2017	0.045113	0.009298	0.035816	1.576108	1.529417	0.046691	2.1553967	9.55441761	0.65711462	2.5786297	4.92340374
2/15/2017	0.044867	0.009225	0.035642	1.573895	1.527609	0.046286	2.15809083	9.570748329	0.65792805	2.582402	4.92975044
2/16/2017	0.044669	0.00918	0.035489	1.57264	1.526379	0.046262	2.16075444	9.586523056	0.65873206	2.5861347	4.93596458
2/17/2017	0.044495	0.009148	0.035347	1.571648	1.525334	0.046314	2.16338944	9.601831436	0.65952754	2.5898647	4.94208288
2/18/2017	0.044326	0.00912	0.035206	1.570428	1.524164	0.046264	2.16599703	9.616733551	0.6603148	2.5935898	4.94813061
2/19/2017	0.044145	0.009088	0.035057	1.568598	1.522599	0.045999	2.16857743	9.63125515	0.66109365	2.5972843	4.9541235
2/20/2017	0.043964	0.009057	0.034907	1.566492	1.520823	0.045669	2.17112994	9.645404816	0.66186386	2.6009252	4.96005011
2/21/2017	0.04384	0.009669	0.034171	1.564098	1.518257	0.045842	2.17365336	9.65917778	0.66261071	2.6045482	4.96443415
2/22/2017	0.043827	0.010181	0.033646	1.564085	1.517857	0.046228	2.17611718	9.67267704	0.66332501	2.6082115	4.96891212
2/23/2017	0.043864	0.009985	0.033879	1.564936	1.518135	0.046801	2.1784966	9.68606472	0.66403139	2.6119471	4.97482061
2/24/2017	0.044018	0.010602	0.033416	1.566758	1.518182	0.048576	2.18083644	9.699425697	0.66473114	2.6158676	4.97877359
2/25/2017	0.044371	0.011192	0.033179	1.573746	1.522784	0.050961	2.18315554	9.713031769	0.66541249	2.6201196	4.98273993
2/26/2017	0.044764	0.010929	0.033835	1.581676	1.528574	0.053102	2.18543625	9.727208138	0.66610372	2.624732	4.98857498
2/27/2017	0.045146	0.010736	0.034411	1.589904	1.534895	0.055009	2.18773222	9.742091179	0.66682494	2.6296654	4.99428558
2/28/2017	0.045527	0.010599	0.034927	1.59852	1.541756	0.056764	2.19010019	9.757763863	0.66757232	2.6348875	5.00003147
3/1/2017	0.045801	0.011368	0.034432	1.599803	1.541448	0.058354	2.19254303	9.774008751	0.66831887	2.6403723	5.00387192
3/2/2017	0.046213	0.011956	0.034257	1.607053	1.547602	0.059451	2.19500422	9.790829659	0.66904747	2.6460657	5.00816965
3/3/2017	0.046595	0.011588	0.035007	1.614324	1.554265	0.060059	2.19743824	9.808476448	0.66978979	2.6518877	5.01459789
3/4/2017	0.046931	0.012109	0.034822	1.620439	1.560029	0.06041	2.19989324	9.826871872	0.67054522	2.6577775	5.01903343
3/5/2017	0.047271	0.011718	0.035553	1.627273	1.56643	0.060843	2.20238352	9.845937729	0.67131317	2.6637216	5.02564526
3/6/2017	0.047526	0.011394	0.036131	1.633039	1.572131	0.060908	2.20491385	9.865605354	0.67211282	2.6696963	5.03219175
3/7/2017	0.047694	0.011922	0.035771	1.635804	1.575226	0.060578	2.20752048	9.885679245	0.67291647	2.6756399	5.03696012
3/8/2017	0.047833	0.011525	0.036308	1.63892	1.579033	0.059887	2.2101562	9.906011581	0.67372322	2.6814911	5.04391766
3/9/2017	0.047963	0.011219	0.036744	1.642855	1.583199	0.059657	2.2128098	9.926569939	0.67455322	2.6872587	5.05070782
3/10/2017	0.048117	0.010996	0.037121	1.648161	1.588165	0.059996	2.21552181	9.947349548	0.67540216	2.6930265	5.05744028
3/11/2017	0.048237	0.010817	0.03742	1.653039	1.592854	0.060185	2.21829414	9.968347549	0.67626655	2.6988287	5.0642128
3/12/2017	0.048298	0.01066	0.037639	1.656746	1.596756	0.05999	2.22111702	9.989502907	0.67714244	2.7046216	5.07104921
3/13/2017	0.048327	0.011318	0.037009	1.658341	1.598661	0.059681	2.2239759	10.01068401	0.67800647	2.7103648	5.07609749
3/14/2017	0.048405	0.011831	0.036574	1.660687	1.601362	0.059325	2.2268157	10.03181934	0.67884254	2.7160459	5.0814352
3/15/2017	0.048435	0.011443	0.036992	1.662016	1.603454	0.058562	2.22959065	10.05288696	0.67967731	2.7216277	5.08869171
3/16/2017	0.048402	0.011119	0.037283	1.662603	1.604897	0.057706	2.2323432	10.07379818	0.68052876	2.7270701	5.09574986
3/17/2017	0.048365	0.011589	0.036776	1.66293	1.605935	0.056996	2.23512125	10.09447479	0.68137336	2.7323778	5.1010437
3/18/2017	0.048329	0.01123	0.037098	1.663303	1.606921	0.056383	2.23789144	10.11487675	0.68221205	2.7375705	5.10822248
3/19/2017	0.048261	0.010939	0.037323	1.663529	1.607687	0.055842	2.24064827	10.13498116	0.68306333	2.7426624	5.11521626
3/20/2017	0.048194	0.01142	0.036775	1.663429	1.608074	0.055355	2.24342513	10.15476418	0.68390501	2.7476637	5.12048292
3/21/2017	0.048132	0.011085	0.037048	1.663333	1.608432	0.054901	2.24618673	10.17421341	0.68473858	2.7525818	5.12758732
3/22/2017	0.048026	0.010805	0.037221	1.662619	1.608304	0.054316	2.24892712	10.19331551	0.68558222	2.7574086	5.13451576
3/23/2017	0.047884	0.010571	0.037313	1.661392	1.607738	0.053654	2.25168133	10.21203709	0.68643111	2.7621276	5.14137173
3/24/2017	0.047723	0.010376	0.037347	1.659937	1.606912	0.053026	2.25444961	10.23035526	0.68728179	2.7667353	5.14816761
3/25/2017	0.047596	0.010926	0.03667	1.658258	1.605469	0.052789	2.25722384	10.24824905	0.68811488	2.7712665	5.15327072
3/26/2017	0.047532	0.010682	0.036849	1.658248	1.605454	0.052794	2.25996232	10.26577854	0.68893433	2.7757726	5.16011333
3/27/2017	0.047446	0.010483	0.036964	1.657947	1.605255	0.052692	2.26266336	10.2830267	0.68976015	2.7802644	5.1667676
3/28/2017	0.047353	0.010322	0.037031	1.657592	1.605007	0.052585	2.26536632	10.30001259	0.69058925	2.7847331	5.17333746
3/29/2017	0.04725	0.010191	0.03706	1.657086	1.604647	0.052439	2.26807642	10.31675339	0.69141942	2.7891746	5.17985582
3/30/2017	0.047234	0.010937	0.036297	1.654812	1.600989	0.053823	2.27078986	10.3331728	0.69222987	2.79371	5.18436861
3/31/2017	0.047487	0.01178	0.035706	1.655663	1.598327	0.057336	2.27346539	10.34933567	0.69300526	2.7986362	5.18857193
4/1/2017	0.047942	0.012427	0.035515	1.664817	1.604964	0.059853	2.27606392	10.36583328	0.6937604	2.8040438	5.19304991
4/2/2017	0.048398	0.012067	0.036332	1.674219	1.61242	0.0618	2.27860332	10.38316822	0.69453067	2.8098044	5.19970179
4/3/2017	0.048836	0.012688	0.036148	1.683007	1.619651	0.063356	2.28115892	10.40139103	0.69531578	2.8158398	5.20413923
4/4/2017	0.049321	0.013276	0.036045	1.690654	1.625302	0.065352	2.28375006	10.42044544	0.69609255	2.8221533	5.20873451

Date	Lake TP (mg/L)	Lake DP (mg/L)	Lake OP (mg/L)	Lake TN (mg/L)	Lake DN (mg/L)	Lake ON (mg/L)	Porewater DP (mg/L)	Porewater DN (mg/L)	Sediment P (mg/g)	Sediment N (mg/g)	Sediment P flux (mg/m2/d)
4/5/2017	0.049922	0.013799	0.036122	1.701975	1.634548	0.067427	2.28633833	10.44042683	0.6968677	2.8287866	5.21347141
4/6/2017	0.050526	0.014308	0.036218	1.710989	1.641207	0.069782	2.28892589	10.46140003	0.69764632	2.835768	5.21824121
4/7/2017	0.051168	0.013692	0.037476	1.723873	1.652289	0.071584	2.29152679	10.48344898	0.69845802	2.843075	5.22562122
4/8/2017	0.051688	0.013194	0.038494	1.735278	1.662591	0.072687	2.29420877	10.50668907	0.69932556	2.8506055	5.23291588
4/9/2017	0.052087	0.012784	0.039304	1.744965	1.67184	0.073125	2.29703498	10.53097343	0.70023715	2.8582485	5.24034119
4/10/2017	0.052394	0.013412	0.038982	1.752263	1.67934	0.072923	2.29999518	10.55609703	0.70115906	2.8658981	5.24569035
4/11/2017	0.052586	0.013919	0.038667	1.753182	1.680547	0.072636	2.30300975	10.58165359	0.70206338	2.8734958	5.25144339
4/12/2017	0.052805	0.01331	0.039495	1.75833	1.686611	0.071719	2.30600309	10.60750103	0.70297945	2.8809838	5.2597065
4/13/2017	0.052977	0.013743	0.039233	1.762854	1.691954	0.0709	2.3090167	10.63369274	0.70390838	2.8883193	5.26562691
4/14/2017	0.053113	0.013159	0.039954	1.767112	1.696966	0.070147	2.31206322	10.66008377	0.70484734	2.8955162	5.27395725
4/15/2017	0.053186	0.013579	0.039607	1.769999	1.700727	0.069273	2.31514001	10.68653011	0.70579416	2.9025702	5.28005123
4/16/2017	0.053048	0.014066	0.038983	1.758474	1.688675	0.069799	2.31823182	10.71237564	0.70671499	2.909586	5.28602791
4/17/2017	0.05335	0.013478	0.039872	1.767048	1.696309	0.070739	2.32127929	10.73785114	0.70764142	2.9167101	5.29436827
4/18/2017	0.053584	0.013009	0.040575	1.775037	1.703632	0.071405	2.32434034	10.76374626	0.70860654	2.923954	5.30246544
4/19/2017	0.053747	0.012629	0.041118	1.782061	1.710356	0.071704	2.32748961	10.79001617	0.70960116	2.9312654	5.31056213
4/20/2017	0.053901	0.013322	0.040579	1.788024	1.715931	0.072093	2.33072567	10.8165741	0.710594	2.9386215	5.31639719
4/21/2017	0.05404	0.012875	0.041165	1.793884	1.721864	0.07202	2.33398366	10.84336758	0.71158648	2.9459925	5.32489634
4/22/2017	0.054082	0.012498	0.041584	1.798118	1.726663	0.071455	2.33724856	10.87032986	0.71260273	2.9533007	5.33325243
4/23/2017	0.054042	0.012175	0.041867	1.800922	1.730382	0.07054	2.34056425	10.89731693	0.71363485	2.9604781	5.34159803
4/24/2017	0.05395	0.011904	0.042045	1.802915	1.733367	0.069548	2.34392738	10.92419624	0.71467668	2.9674902	5.34993505
4/25/2017	0.053795	0.011667	0.042128	1.803681	1.735351	0.06833	2.34732318	10.9508419	0.71572328	2.974313	5.35827065
4/26/2017	0.053605	0.011463	0.042141	1.803797	1.736675	0.067122	2.35073709	10.97713757	0.71677059	2.9809294	5.36656952
4/27/2017	0.053329	0.012248	0.041082	1.796476	1.729621	0.066855	2.35415006	11.00273132	0.71778989	2.9874167	5.37260008
4/28/2017	0.053364	0.012885	0.040479	1.799825	1.732714	0.067111	2.35750246	11.02774715	0.71876609	2.9938943	5.3788271
4/29/2017	0.053479	0.013429	0.04005	1.803925	1.736289	0.067636	2.36074996	11.05264759	0.71971548	3.0004261	5.38503075
4/30/2017	0.053518	0.013956	0.039562	1.800635	1.731874	0.068761	2.36390495	11.0772171	0.7206409	3.0070825	5.39105988
5/1/2017	0.052343	0.014239	0.038103	1.817176	1.744631	0.072545	2.46957755	9.83303833	0.71843117	3.0124853	5.60919952
5/2/2017	0.051558	0.014536	0.037022	1.839069	1.763348	0.075722	2.4901979	8.935312271	0.71682894	3.0177808	5.63596392
5/3/2017	0.050865	0.013212	0.037652	1.86067	1.783035	0.077635	2.49232721	8.287853241	0.71554095	3.0232031	5.62400246
5/4/2017	0.050142	0.012168	0.037974	1.880439	1.801648	0.078791	2.4907577	7.821250916	0.71451193	3.0287604	5.60669804
5/5/2017	0.049395	0.011334	0.038061	1.898104	1.818842	0.079261	2.48881984	7.485362053	0.71372789	3.0343914	5.59113073
5/6/2017	0.048648	0.012186	0.036462	1.909912	1.830822	0.079091	2.48726678	7.243938446	0.7131688	3.0400238	5.57854462
5/7/2017	0.047977	0.011296	0.036681	1.922761	1.84446	0.078301	2.486238	7.070766926	0.71280766	3.0455806	5.56886339
5/8/2017	0.047179	0.010538	0.03664	1.932098	1.855419	0.076679	2.48572421	6.946876049	0.71262246	3.0509753	5.5617404
5/9/2017	0.046339	0.01135	0.034989	1.932873	1.85762	0.075253	2.48568344	6.858524799	0.71259004	3.0561323	5.55681658
5/10/2017	0.045688	0.010549	0.035139	1.940877	1.866735	0.074143	2.48605442	6.795765877	0.71268332	3.0610325	5.55373716
5/11/2017	0.045052	0.011394	0.033658	1.939788	1.865827	0.073961	2.48676991	6.751419544	0.71287918	3.0657248	5.552176
5/12/2017	0.044637	0.010606	0.034031	1.949114	1.875296	0.073818	2.48776746	6.720331192	0.71315819	3.0702901	5.55184889
5/13/2017	0.044203	0.009981	0.034222	1.95801	1.884279	0.073731	2.4890008	6.698807716	0.71350878	3.0747852	5.55253744
5/14/2017	0.043657	0.009443	0.034214	1.964034	1.891274	0.072759	2.49044085	6.684194565	0.71392399	3.0792091	5.55408335
5/15/2017	0.043021	0.008972	0.034048	1.967647	1.896399	0.071248	2.49206495	6.67455864	0.71439469	3.0834994	5.55636072
5/16/2017	0.04237	0.00994	0.03243	1.961823	1.891679	0.070144	2.4938426	6.668474674	0.71490693	3.0875947	5.55923939
5/17/2017	0.041812	0.009311	0.032501	1.963386	1.894883	0.068504	2.49572992	6.664890766	0.71544504	3.0914702	5.56257057
5/18/2017	0.041359	0.010171	0.031188	1.96073	1.892491	0.068239	2.497684	6.663043499	0.71599793	3.095139	5.5662179
5/19/2017	0.041016	0.009516	0.0315	1.964223	1.896416	0.067806	2.49967337	6.662398815	0.71655816	3.0986636	5.57007694
5/20/2017	0.040726	0.010316	0.03041	1.965247	1.897453	0.067794	2.50167561	6.662598133	0.71712083	3.1021044	5.57407284
5/21/2017	0.040748	0.011113	0.029635	1.969469	1.90006	0.06941	2.50367165	6.663415909	0.71767926	3.105545	5.57814074
5/22/2017	0.040751	0.010329	0.030422	1.975788	1.905884	0.069905	2.50564599	6.664730072	0.71823043	3.1090825	5.58222914
5/23/2017	0.04065	0.009697	0.030953	1.981014	1.91104	0.069974	2.50760007	6.666474819	0.71878105	3.1127167	5.58632946
5/24/2017	0.040589	0.010604	0.029985	1.982462	1.91196	0.070502	2.50954938	6.66859293	0.71933472	3.1164055	5.59046555
5/25/2017	0.040536	0.009915	0.030621	1.987151	1.916814	0.070337	2.5114994	6.671028137	0.71988904	3.1201301	5.59464169
5/26/2017	0.040337	0.009335	0.031002	1.989851	1.920306	0.069545	2.51345277	6.673723221	0.72044635	3.123841	5.59885645
5/27/2017	0.040074	0.01016	0.029914	1.986313	1.917682	0.06863	2.51541305	6.676608086	0.72100723	3.1274655	5.60311222
5/28/2017	0.039961	0.009529	0.030431	1.989639	1.921132	0.068507	2.51737761	6.679608345	0.72156727	3.1309791	5.60739851
5/29/2017	0.039884	0.010367	0.029517	1.991377	1.922702	0.068675	2.51933599	6.682674408	0.72212404	3.134424	5.61168718
5/30/2017	0.03967	0.009639	0.030031	1.991424	1.924046	0.067378	2.52128124	6.685780525	0.72267616	3.1378107	5.61595964
5/31/2017	0.039327	0.009027	0.030301	1.990103	1.924209	0.065893	2.52321362	6.688893795	0.72322589	3.1410632	5.62021351
6/1/2017	0.040553	0.008508	0.032044	2.000857	1.923323	0.077534	4.31361437	7.62770319	0.70962328	3.1325395	9.71623516
6/2/2017	0.041542	0.008052	0.033489	2.006639	1.921061	0.085579	4.67251444	8.294691086	0.70317495	3.1247132	10.5168896
6/3/2017	0.042309	0.007642	0.034668	2.008148	1.917367	0.09078	4.72717428	8.768283844	0.69846904	3.1176336	10.621233
6/4/2017	0.042933	0.008337	0.034596	2.005852	1.911746	0.094106	4.71809053	9.104403496	0.69436061	3.1112185	10.5829887
6/5/2017	0.043452	0.007808	0.035644	2.002537	1.906466	0.096071	4.69664383	9.3428545	0.69060552	3.1053419	10.5198231
6/6/2017	0.043847	0.007361	0.036485	1.997754	1.900653	0.0971	4.67384052	9.511928558	0.68714702	3.0998764	10.4564314
6/7/2017	0.044095	0.006966	0.037129	1.990909	1.89383	0.09708	4.65203571	9.631708145	0.68396461	3.0947058	10.3976793
6/8/2017	0.044233	0.00662	0.037612	1.982773	1.88633	0.096443	4.6317091	9.716434479	0.68104237	3.0897284	10.3442116
6/9/2017	0.044294	0.006323	0.037971	1.974005	1.87848	0.095525	4.61291313	9.776194572	0.67836356	3.0848608	10.2957783
6/10/2017	0.044248	0.006048	0.0382	1.963783	1.869745	0.094038	4.5955925	9.818123817	0.67591023	3.0800381	10.2519474
6/11/2017	0.044093	0.005786	0.038308	1.952058	1.860026	0.092032	4.57965899	9.847268105	0.67366397	3.0752048	10.2122717

Date	Lake TP (mg/L)	Lake DP (mg/L)	Lake OP (mg/L)	Lake TN (mg/L)	Lake DN (mg/L)	Lake ON (mg/L)	Porewater DP (mg/L)	Porewater DN (mg/L)	Sediment P (mg/g)	Sediment N (mg/g)	Sediment P flux (mg/m2/d)
6/12/2017	0.043886	0.005554	0.038332	1.939989	1.849972	0.090017	4.56501198	9.867186546	0.67160618	3.0703149	10.1763229
6/13/2017	0.043673	0.005364	0.038309	1.92855	1.840179	0.08837	4.55154467	9.880387306	0.66971892	3.0653393	10.1436939
6/14/2017	0.043348	0.006082	0.037266	1.906962	1.820076	0.086886	4.53914881	9.888648987	0.66798419	3.0602686	10.1140099
6/15/2017	0.042788	0.006807	0.03598	1.86306	1.777637	0.085422	4.52771473	9.893235207	0.6663835	3.0551035	10.0869131
6/16/2017	0.042615	0.007112	0.035503	1.850843	1.766896	0.083948	4.51712847	9.895051003	0.66489941	3.0498457	10.0620613
6/17/2017	0.04273	0.007549	0.035182	1.846071	1.761155	0.084916	4.50728655	9.894750595	0.6635173	3.0445168	10.0391512
6/18/2017	0.042828	0.008054	0.034775	1.832719	1.746234	0.086485	4.4980979	9.892835617	0.66222465	3.039176	10.0179205
6/19/2017	0.043031	0.007457	0.035574	1.830961	1.743487	0.087474	4.48948574	9.889710426	0.66101116	3.0338831	9.99815178
6/20/2017	0.04325	0.007911	0.035339	1.829438	1.740821	0.088617	4.48138762	9.885702133	0.65986848	3.0286689	9.97966957
6/21/2017	0.043435	0.007352	0.036083	1.827895	1.738586	0.089309	4.47374916	9.881059647	0.6587891	3.0235445	9.96232224
6/22/2017	0.043495	0.006869	0.036626	1.824329	1.735208	0.089122	4.4665246	9.875965118	0.65776688	3.0185027	9.94598389
6/23/2017	0.043581	0.007623	0.035958	1.81166	1.720973	0.090687	4.45967245	9.870545387	0.65679586	3.0135348	9.93054485
6/24/2017	0.044066	0.007258	0.036808	1.818456	1.724589	0.093867	4.45315266	9.864900589	0.65586978	3.008672	9.91589928
6/25/2017	0.044372	0.006916	0.037456	1.821476	1.726213	0.095264	4.44693041	9.859131813	0.65498447	3.0039589	9.90195847
6/26/2017	0.04463	0.006639	0.03799	1.823914	1.727639	0.096274	4.44097853	9.853335381	0.65413696	2.9994011	9.88865089
6/27/2017	0.044859	0.006421	0.038439	1.826201	1.729092	0.097109	4.43527699	9.847574234	0.65332413	2.9949782	9.87592697
6/28/2017	0.045052	0.006242	0.03881	1.828038	1.730356	0.097682	4.42980433	9.841878891	0.65254295	2.9906697	9.86373043
6/29/2017	0.045558	0.008509	0.03705	1.79568	1.688351	0.107329	4.42453766	9.836289406	0.65178901	2.9865348	9.85200691
6/30/2017	0.047221	0.010065	0.037156	1.829377	1.71159	0.117787	4.41944361	9.830934525	0.65105647	2.9827659	9.84067822
7/1/2017	0.048817	0.009719	0.039098	1.861446	1.735379	0.126067	4.41449499	9.826054573	0.650343	2.9795456	9.82967854
7/2/2017	0.050225	0.009435	0.04079	1.889599	1.757432	0.132167	4.40968418	9.821919441	0.64965063	2.9769289	9.81898975
7/3/2017	0.051508	0.010795	0.040712	1.913444	1.776661	0.136783	4.40501833	9.818730354	0.64898068	2.9748785	9.80862904
7/4/2017	0.052727	0.010283	0.042444	1.936811	1.796438	0.140374	4.40050173	9.816589355	0.64833272	2.9733195	9.79860306
7/5/2017	0.053708	0.009836	0.043872	1.955692	1.813512	0.14218	4.39613676	9.815507889	0.64770764	2.9721625	9.7889185
7/6/2017	0.054366	0.010901	0.043465	1.963943	1.821991	0.141952	4.39192581	9.815420151	0.64710563	2.9712989	9.77957916
7/7/2017	0.054924	0.010194	0.044731	1.973477	1.832918	0.140559	4.38786697	9.816187859	0.64652514	2.9706063	9.77058125
7/8/2017	0.055272	0.009578	0.045694	1.979617	1.841314	0.138303	4.38395405	9.817623138	0.6459657	2.9699693	9.76190853
7/9/2017	0.055383	0.009012	0.04637	1.981441	1.846538	0.134903	4.38018465	9.819506645	0.64542753	2.9692872	9.75355721
7/10/2017	0.055254	0.009965	0.045289	1.969048	1.836573	0.132476	4.37655497	9.821613312	0.64490873	2.9684837	9.74551678
7/11/2017	0.055513	0.009375	0.046137	1.975597	1.843998	0.131599	4.37305021	9.823741913	0.64440626	2.967535	9.73775387
7/12/2017	0.055553	0.010326	0.045227	1.969847	1.838845	0.131002	4.3696537	9.825752258	0.64391774	2.9664648	9.73023129
7/13/2017	0.055809	0.011204	0.044605	1.969338	1.837334	0.132004	4.36634684	9.827567101	0.64344019	2.9653182	9.72290611
7/14/2017	0.056133	0.01038	0.045753	1.977223	1.845511	0.131713	4.36311293	9.829171181	0.6429714	2.9641402	9.7157402
7/15/2017	0.056312	0.009693	0.046619	1.982877	1.852105	0.130772	4.35994387	9.830575943	0.64251226	2.9629424	9.70871544
7/16/2017	0.056436	0.010569	0.045867	1.983467	1.852683	0.130784	4.35684109	9.831789017	0.64206314	2.9617178	9.70183659
7/17/2017	0.056701	0.009887	0.046814	1.991501	1.86049	0.131012	4.35380316	9.832819939	0.64162302	2.9604752	9.69510078
7/18/2017	0.056884	0.009335	0.047549	1.998467	1.867519	0.130948	4.35082817	9.833683014	0.6411922	2.9592285	9.68850327
7/19/2017	0.056975	0.008875	0.0481	2.003849	1.873428	0.130421	4.34791946	9.834395409	0.64077175	2.957979	9.68205166
7/20/2017	0.056799	0.010364	0.046436	1.984402	1.851589	0.132812	4.34507751	9.834979057	0.64036047	2.9567413	9.67574787
7/21/2017	0.057826	0.011772	0.046054	2.010557	1.870645	0.139912	4.34228849	9.835488319	0.63995475	2.95561	9.66956043
7/22/2017	0.058529	0.013405	0.045124	2.008174	1.859961	0.148213	4.33953285	9.836069107	0.63955134	2.9547541	9.66344547
7/23/2017	0.060171	0.012728	0.047443	2.047716	1.889739	0.157976	4.33679676	9.836960793	0.63915008	2.9543431	9.65737057
7/24/2017	0.061482	0.014296	0.047186	2.072892	1.907567	0.165326	4.33408308	9.838445663	0.63875353	2.9544883	9.65134335
7/25/2017	0.063109	0.013522	0.049587	2.111153	1.937935	0.173218	4.33140612	9.84078598	0.63836432	2.9552286	9.64539719
7/26/2017	0.064969	0.013112	0.051857	2.156542	1.973081	0.183461	4.32878685	9.844199181	0.63798678	2.956594	9.63958073
7/27/2017	0.06723	0.015717	0.051512	2.210196	2.013353	0.196843	4.32625198	9.848889351	0.63762444	2.958672	9.63395405
7/28/2017	0.069429	0.015105	0.054324	2.261482	2.053486	0.207996	4.32381821	9.855077744	0.63727868	2.961566	9.62855434
7/29/2017	0.071115	0.014529	0.056586	2.300713	2.086788	0.213925	4.32150412	9.862970352	0.63695312	2.9652781	9.62342548
7/30/2017	0.072212	0.01391	0.058302	2.326227	2.111751	0.214476	4.31933308	9.872656822	0.63665199	2.969655	9.61861897
7/31/2017	0.072769	0.013242	0.059527	2.339695	2.128916	0.21078	4.31732798	9.884038925	0.63637727	2.9744353	9.61418724
8/1/2017	0.072907	0.01256	0.060347	2.344429	2.139929	0.2045	4.31549883	9.89683342	0.63612926	2.9793282	9.61015129
8/2/2017	0.072751	0.011903	0.060848	2.343618	2.146523	0.197096	4.31384659	9.91062355	0.63590682	2.9840763	9.60651302
8/3/2017	0.072343	0.013059	0.059285	2.335113	2.145688	0.189425	4.31236029	9.924935341	0.63570666	2.9884887	9.60324669
8/4/2017	0.071968	0.013777	0.058191	2.328664	2.146646	0.182018	4.31101274	9.939304352	0.6355229	2.9924445	9.60028934
8/5/2017	0.07152	0.012644	0.058876	2.321579	2.146338	0.175241	4.30977058	9.95333004	0.63535094	2.9958823	9.59756565
8/6/2017	0.070888	0.011668	0.05922	2.311791	2.143564	0.168227	4.30861187	9.966690063	0.63518965	2.9987788	9.59502411
8/7/2017	0.070157	0.010844	0.059313	2.301073	2.139379	0.161694	4.30752754	9.979140282	0.63503873	3.001127	9.59264565
8/8/2017	0.06934	0.010137	0.059203	2.28936	2.133845	0.155514	4.3065114	9.990503311	0.63489711	3.0029333	9.59041691
8/9/2017	0.068406	0.009501	0.058905	2.275509	2.126385	0.149124	4.30555582	10.0006609	0.63476312	3.0042102	9.58831978
8/10/2017	0.067385	0.008928	0.058457	2.260166	2.117382	0.142785	4.30464935	10.00953388	0.63463485	3.004966	9.58632946
8/11/2017	0.066321	0.009588	0.056733	2.242983	2.106263	0.13672	4.30377626	10.01706982	0.63450927	3.0052078	9.58441067
8/12/2017	0.06522	0.008872	0.056348	2.225112	2.09458	0.130532	4.30291557	10.02323532	0.63438267	3.0049448	9.58251476
8/13/2017	0.064026	0.00823	0.055796	2.20557	2.081348	0.124222	4.3020463	10.02801228	0.63425291	3.0041821	9.58059502
8/14/2017	0.062768	0.007655	0.055113	2.184958	2.066918	0.11804	4.301157	10.03138733	0.6341188	3.0029216	9.57862759
8/15/2017	0.061482	0.007148	0.054334	2.163995	2.051736	0.112259	4.30023623	10.03335476	0.63397884	3.0011699	9.57658482
8/16/2017	0.0602	0.006709	0.053491	2.143279	2.036206	0.107073	4.29927397	10.03391552	0.6338315	2.9989445	9.57444572
8/17/2017	0.058968	0.007318	0.05165	2.12025	2.016698	0.103552	4.29825783	10.03309345	0.63367456	2.9962842	9.57218266
8/18/2017	0.057972	0.007785	0.050187	2.104246	2.003242	0.101004	4.29717112	10.03094578	0.63350469	2.9932535	9.56975842

Date	Lake TP (mg/L)	Lake DP (mg/L)	Lake OP (mg/L)	Lake TN (mg/L)	Lake DN (mg/L)	Lake ON (mg/L)	Porewater DP (mg/L)	Porewater DN (mg/L)	Sediment P (mg/g)	Sediment N (mg/g)	Sediment P flux (mg/m2/d)
8/19/2017	0.057049	0.007251	0.049798	2.089545	1.990569	0.098975	4.29599571	10.02756214	0.63331985	2.9899251	9.567132
8/20/2017	0.056132	0.006806	0.049326	2.074891	1.977867	0.097024	4.29472208	10.02306175	0.63312006	2.9863594	9.56428242
8/21/2017	0.055221	0.007303	0.047919	2.058952	1.963857	0.095095	4.29334831	10.01756954	0.6329053	2.9825974	9.56120586
8/22/2017	0.054326	0.007609	0.046717	2.042713	1.950009	0.092704	4.29186964	10.01119518	0.63267428	2.9786599	9.5578928
8/23/2017	0.053358	0.006971	0.046387	2.024618	1.935078	0.089541	4.29028034	10.00402737	0.63242614	2.9745452	9.55433083
8/24/2017	0.052212	0.006361	0.045851	2.002641	1.917632	0.085009	4.28857803	9.996114731	0.6321615	2.9702239	9.55051327
8/25/2017	0.050984	0.00581	0.045175	1.979156	1.898932	0.080224	4.28676558	9.987462997	0.63188112	2.9656472	9.54644966
8/26/2017	0.04974	0.005332	0.044408	1.955602	1.879814	0.075787	4.28484583	9.978039742	0.63158524	2.9607749	9.54214573
8/27/2017	0.048737	0.005028	0.043709	1.937876	1.863887	0.073989	4.28282118	9.967806816	0.63127387	2.9556103	9.53760624
8/28/2017	0.047819	0.005484	0.042335	1.920054	1.847083	0.072971	4.28069067	9.956760406	0.63094658	2.9502101	9.53283119
8/29/2017	0.047127	0.005224	0.041903	1.908042	1.834701	0.07334	4.27845049	9.944952011	0.63060266	2.9446549	9.5278101
8/30/2017	0.046329	0.004953	0.041375	1.893049	1.82072	0.072328	4.27609921	9.93247509	0.63024241	2.9390101	9.52254105
8/31/2017	0.045572	0.004735	0.040838	1.878758	1.807222	0.071536	4.2736392	9.91943264	0.62986672	2.9333031	9.51702976
9/1/2017	0.044844	0.004552	0.040291	1.864773	1.793985	0.070788	4.27107525	9.905912399	0.62947619	2.9275427	9.51128674
9/2/2017	0.044007	0.004341	0.039667	1.84793	1.779058	0.068872	4.26841164	9.891980171	0.6290713	2.9217262	9.5053215
9/3/2017	0.043188	0.004758	0.03843	1.829701	1.762524	0.067177	4.26564884	9.877675056	0.6286518	2.9158349	9.49913597
9/4/2017	0.042566	0.004545	0.038021	1.816777	1.74994	0.066837	4.26278543	9.863017082	0.62821722	2.9098632	9.49272537
9/5/2017	0.041987	0.004378	0.037609	1.804624	1.737951	0.066673	4.25982189	9.848024368	0.62776786	2.9038348	9.48609257
9/6/2017	0.041437	0.004243	0.037194	1.792845	1.726326	0.066519	4.25676012	9.832733154	0.62730473	2.8977776	9.47924137
9/7/2017	0.040788	0.004078	0.03671	1.778467	1.713199	0.065267	4.25360632	9.817183495	0.62682855	2.8917003	9.47218513
9/8/2017	0.039946	0.003848	0.036097	1.759453	1.697151	0.062302	4.25036335	9.80139637	0.62633973	2.8855746	9.46493149
9/9/2017	0.039183	0.003677	0.035506	1.742403	1.682121	0.060282	4.24703455	9.785358429	0.62583846	2.879354	9.45748711
9/10/2017	0.038635	0.003612	0.035024	1.730255	1.670086	0.060169	4.24362183	9.7690382	0.6253249	2.8730295	9.44985676
9/11/2017	0.038109	0.003553	0.034555	1.718239	1.658262	0.059977	4.24012566	9.752423286	0.62479937	2.8666358	9.44204044
9/12/2017	0.037518	0.003466	0.034052	1.704381	1.645382	0.058999	4.23654985	9.735528946	0.62426221	2.8602014	9.43404865
9/13/2017	0.036894	0.003367	0.033527	1.689569	1.631909	0.05766	4.23289442	9.718379974	0.62371373	2.8537254	9.42587948
9/14/2017	0.036301	0.003284	0.033016	1.675317	1.618761	0.056557	4.22916269	9.700986862	0.62315404	2.8471968	9.41754055
9/15/2017	0.035711	0.003205	0.032507	1.660987	1.605557	0.05543	4.22535467	9.683353424	0.62258333	2.8406098	9.40903282
9/16/2017	0.035148	0.003136	0.032011	1.647084	1.592618	0.054466	4.22147226	9.665476799	0.62200177	2.8339643	9.40035915
9/17/2017	0.034605	0.003076	0.031529	1.63349	1.579886	0.053604	4.2175169	9.647359848	0.62140954	2.8272638	9.39152431
9/18/2017	0.034092	0.003026	0.031066	1.620394	1.567494	0.052901	4.21348906	9.629008293	0.62080687	2.8205149	9.38252831
9/19/2017	0.033585	0.00348	0.030104	1.604535	1.552286	0.052249	4.20938969	9.610430717	0.62019354	2.8137252	9.37337399
9/20/2017	0.033111	0.003334	0.029777	1.591456	1.540013	0.051444	4.20521736	9.591639519	0.61956918	2.8069003	9.36405659
9/21/2017	0.032654	0.003661	0.028993	1.578359	1.527703	0.050656	4.20097017	9.572647095	0.61893368	2.8000414	9.35457325
9/22/2017	0.032235	0.003474	0.028761	1.565984	1.515924	0.05006	4.19664812	9.553462982	0.61828715	2.7931497	9.34492302
9/23/2017	0.031827	0.00332	0.028507	1.553936	1.504397	0.049539	4.19225216	9.534095764	0.61763018	2.7862303	9.33510876
9/24/2017	0.031421	0.003189	0.028233	1.541966	1.492967	0.048999	4.18778753	9.514557838	0.61696368	2.7792885	9.32514095
9/25/2017	0.031029	0.00308	0.02795	1.530298	1.481777	0.048521	4.18325853	9.494860649	0.61628836	2.7723286	9.31503105
9/26/2017	0.030619	0.002976	0.027642	1.51815	1.470319	0.047831	4.17867088	9.475016594	0.61560476	2.765352	9.30479145
9/27/2017	0.030255	0.002903	0.027353	1.507095	1.459598	0.047497	4.17402744	9.455034256	0.61491334	2.7583594	9.29442883
9/28/2017	0.029902	0.002839	0.027063	1.496197	1.449041	0.047156	4.16933155	9.434923172	0.61421454	2.7513556	9.2839489
9/29/2017	0.029581	0.002793	0.026788	1.485991	1.438998	0.046993	4.16458511	9.414693832	0.6135087	2.7443476	9.27335835
9/30/2017	0.029565	0.002868	0.026697	1.482831	1.433689	0.049143	4.15979195	9.394370079	0.61279637	2.7373621	9.26266479
10/1/2017	0.121387	0.036841	0.084546	1.712515	1.662948	0.049567	2.99421406	9.670678139	0.6195693	2.7360525	6.78456163
10/2/2017	0.119703	0.031669	0.088034	1.698094	1.647882	0.050212	2.6587584	9.918112755	0.62249213	2.7348886	6.02685165
10/3/2017	0.117788	0.027359	0.090429	1.682956	1.632634	0.050322	2.56429267	10.13175297	0.62414044	2.7338452	5.82002401
10/4/2017	0.115751	0.024121	0.09163	1.666277	1.616557	0.04972	2.53991938	10.31599903	0.62543947	2.7328598	5.77153778
10/5/2017	0.11369	0.021176	0.092514	1.650181	1.601051	0.049131	2.53599763	10.47467995	0.62664735	2.7318935	5.7692976
10/6/2017	0.111625	0.01913	0.092494	1.635896	1.586689	0.049208	2.53807974	10.61119366	0.62782943	2.7309649	5.77876616
10/7/2017	0.109494	0.017393	0.092102	1.618537	1.570269	0.048268	2.54193187	10.72840214	0.62899345	2.7300518	5.79158974
10/8/2017	0.107402	0.015951	0.091451	1.600921	1.55387	0.04705	2.54627776	10.82873344	0.63013864	2.7290947	5.80486822
10/9/2017	0.105444	0.014546	0.090898	1.587187	1.540314	0.046873	2.55072737	10.91446686	0.63126528	2.7281191	5.81829786
10/10/2017	0.103592	0.013459	0.090133	1.577743	1.529637	0.048106	2.55516362	10.98771858	0.63237262	2.7272191	5.83096886
10/11/2017	0.100616	0.013232	0.087385	1.555329	1.503269	0.05206	2.55953193	11.04973221	0.63343346	2.7265577	5.84151268
10/12/2017	0.099095	0.012991	0.086104	1.553854	1.498634	0.05522	2.563761	11.10232258	0.63444191	2.7262087	5.85176611
10/13/2017	0.097612	0.012291	0.085321	1.550689	1.493316	0.057373	2.56782341	11.14760685	0.635423	2.7260945	5.86269283
10/14/2017	0.095929	0.012296	0.083633	1.544986	1.484775	0.06021	2.57175684	11.18650913	0.63637149	2.7261989	5.87170506
10/15/2017	0.093994	0.012407	0.081587	1.535106	1.471566	0.06354	2.57555747	11.21969795	0.63727164	2.7265668	5.88016844
10/16/2017	0.092864	0.011902	0.080962	1.537205	1.470847	0.066358	2.57918787	11.24832821	0.6381371	2.7271943	5.88965559
10/17/2017	0.091767	0.01149	0.080277	1.538466	1.469886	0.068579	2.58268046	11.27355003	0.63898492	2.7280343	5.89861298
10/18/2017	0.090614	0.011092	0.079522	1.53465	1.465851	0.068799	2.58608127	11.29576683	0.63981324	2.7289796	5.90732718
10/19/2017	0.089507	0.010773	0.078734	1.530989	1.461986	0.069003	2.58939981	11.31529999	0.64062071	2.7299469	5.91567326
10/20/2017	0.088476	0.010536	0.07794	1.528823	1.459166	0.069657	2.59263825	11.33255577	0.64140695	2.7309525	5.9236455
10/21/2017	0.087444	0.010316	0.077127	1.524553	1.455068	0.069485	2.59579468	11.34783745	0.64217174	2.7319806	5.93139124
10/22/2017	0.086434	0.010613	0.075821	1.519995	1.450575	0.06942	2.59887004	11.36134434	0.64290869	2.733001	5.93776512
10/23/2017	0.085365	0.010864	0.0745	1.513233	1.443905	0.069329	2.60184503	11.37321281	0.64361161	2.7340167	5.94401407
10/24/2017	0.084308	0.011115	0.073194	1.506428	1.436737	0.069691	2.6046927	11.38356113	0.64428073	2.7350442	5.94997263
10/25/2017	0.083477	0.011359	0.072118	1.503832	1.433227	0.070605	2.60741091	11.39271736	0.64491922	2.7361238	5.95564842

Date	Lake TP (mg/L)	Lake DP (mg/L)	Lake OP (mg/L)	Lake TN (mg/L)	Lake DN (mg/L)	Lake ON (mg/L)	Porewater DP (mg/L)	Porewater DN (mg/L)	Sediment P (mg/g)	Sediment N (mg/g)	Sediment P flux (mg/m2/d)
10/26/2017	0.082784	0.011022	0.071762	1.502625	1.431527	0.071098	2.61000586	11.40105915	0.64553899	2.7372603	5.96237373
10/27/2017	0.082102	0.010744	0.071359	1.500855	1.429527	0.071329	2.61250925	11.4087677	0.64614838	2.7384255	5.96875572
10/28/2017	0.081431	0.010995	0.070436	1.498302	1.426981	0.071321	2.61496043	11.41590405	0.64674008	2.7395985	5.97380304
10/29/2017	0.080791	0.010708	0.070083	1.495505	1.424377	0.071128	2.61734653	11.42252064	0.64731485	2.7407622	5.97993517
10/30/2017	0.080143	0.01046	0.069683	1.491571	1.421031	0.07054	2.61966205	11.42864609	0.6478793	2.7418928	5.98581696
10/31/2017	0.079499	0.010247	0.069251	1.486961	1.417213	0.069748	2.62192774	11.43427849	0.64843237	2.7429659	5.99150181
11/1/2017	0.078764	0.009979	0.068784	1.48162	1.412855	0.068765	2.2803812	11.27375126	0.65111423	2.7449975	5.20856905
11/2/2017	0.077789	0.009948	0.06784	1.471047	1.40468	0.066366	2.18242216	11.13412762	0.65241766	2.7468324	4.98391008
11/3/2017	0.076964	0.009593	0.067371	1.466019	1.400255	0.065764	2.1555233	11.0126543	0.65330541	2.7484932	4.9230175
11/4/2017	0.076135	0.009747	0.066388	1.460878	1.39535	0.065529	2.14932799	10.90707302	0.65405804	2.7500746	4.90845108
11/5/2017	0.075374	0.009862	0.065512	1.45632	1.391033	0.065287	2.14913726	10.8153286	0.65475255	2.7515969	4.90774822
11/6/2017	0.074658	0.009517	0.065141	1.451928	1.387	0.064927	2.15063953	10.7356596	0.65542072	2.7530596	4.91198778
11/7/2017	0.073963	0.009236	0.064727	1.447561	1.382974	0.064587	2.15259433	10.66650486	0.6560753	2.7544632	4.91711617
11/8/2017	0.073278	0.009002	0.064276	1.442779	1.378666	0.064114	2.1546576	10.60648727	0.65671718	2.7558067	4.92238665
11/9/2017	0.072559	0.008781	0.063778	1.435948	1.372979	0.062969	2.15672517	10.55434608	0.65734595	2.7570605	4.92763615
11/10/2017	0.07184	0.008588	0.063252	1.428374	1.366727	0.061647	2.15876436	10.50895977	0.65796083	2.7581933	4.9327569
11/11/2017	0.071141	0.008428	0.062713	1.420825	1.360407	0.060418	2.16076374	10.46939087	0.65856141	2.7592039	4.93771172
11/12/2017	0.070467	0.008666	0.061801	1.413515	1.354054	0.059461	2.16272378	10.43484211	0.65914291	2.7601099	4.94166088
11/13/2017	0.069817	0.008874	0.060943	1.406201	1.347443	0.058757	2.16463304	10.40462112	0.65970147	2.7609344	4.94556427
11/14/2017	0.069228	0.008664	0.060564	1.399705	1.341691	0.058014	2.16647077	10.37816238	0.66024387	2.7616875	4.95026159
11/15/2017	0.068586	0.00888	0.059707	1.391669	1.334166	0.057503	2.16824985	10.3549242	0.66077012	2.7623787	4.95384979
11/16/2017	0.068064	0.008674	0.05939	1.385945	1.328916	0.05703	2.16997552	10.33448887	0.66128099	2.7630203	4.95828104
11/17/2017	0.067567	0.008874	0.058693	1.380482	1.323814	0.056669	2.17165184	10.31656456	0.66177851	2.7636192	4.96166611
11/18/2017	0.06706	0.009072	0.057988	1.37447	1.317829	0.05664	2.17328739	10.30078983	0.66225779	2.7641945	4.96496391
11/19/2017	0.066647	0.00924	0.057407	1.370289	1.313509	0.05678	2.17486906	10.28691292	0.66272044	2.7647674	4.96820688
11/20/2017	0.066274	0.00899	0.057284	1.366709	1.309803	0.056907	2.17639399	10.27477264	0.66317374	2.7653449	4.97227955
11/21/2017	0.065943	0.008804	0.057139	1.36435	1.306961	0.057389	2.17787766	10.26420498	0.66362309	2.7659414	4.97611094
11/22/2017	0.065637	0.008661	0.056976	1.362506	1.304541	0.057965	2.17934203	10.25506878	0.66406792	2.7665756	4.97979832
11/23/2017	0.065326	0.008538	0.056788	1.360126	1.301844	0.058282	2.18079114	10.24720097	0.66450763	2.7672412	4.98340368
11/24/2017	0.065014	0.008433	0.056581	1.357315	1.298915	0.0584	2.18222451	10.24042988	0.66494173	2.76792	4.98693228
11/25/2017	0.064704	0.008344	0.05636	1.354224	1.295837	0.058387	2.18364024	10.23460579	0.66536975	2.768599	4.99038458
11/26/2017	0.064392	0.008266	0.056127	1.350707	1.292499	0.058207	2.18503714	10.22959042	0.66579145	2.7692664	4.99377012
11/27/2017	0.064063	0.008188	0.055875	1.34628	1.288562	0.057718	2.18641376	10.2252388	0.66620648	2.7699029	4.99710655
11/28/2017	0.063741	0.008122	0.055619	1.34181	1.28458	0.05723	2.1877687	10.22142887	0.66661453	2.7704966	5.00036526
11/29/2017	0.063441	0.008074	0.055368	1.337814	1.280903	0.056912	2.18910241	10.21808434	0.66701561	2.7710547	5.00353622
11/30/2017	0.063133	0.008025	0.055108	1.333223	1.276825	0.056399	2.19041371	10.21512508	0.66740972	2.7715764	5.0066576
12/1/2017	0.060586	0.007915	0.052671	1.316192	1.269478	0.046714	2.19322991	10.21318531	0.66912812	2.7758658	5.01336956
12/2/2017	0.058268	0.007838	0.050429	1.302811	1.262833	0.039977	2.19786763	10.21257401	0.67071503	2.77881	5.0241847
12/3/2017	0.056139	0.007778	0.04836	1.291499	1.256367	0.035133	2.20277214	10.2126503	0.67218864	2.7808061	5.03557348
12/4/2017	0.054185	0.008024	0.046161	1.281375	1.249772	0.031602	2.20750856	10.21297169	0.67355269	2.7821171	5.04587698
12/5/2017	0.052512	0.007977	0.044535	1.275862	1.245784	0.030078	2.21195722	10.21335602	0.67481923	2.7830143	5.05618858
12/6/2017	0.051046	0.007971	0.043075	1.272956	1.243328	0.029628	2.21611071	10.21381664	0.67600721	2.7837489	5.06573153
12/7/2017	0.049745	0.008363	0.041382	1.270993	1.241434	0.029559	2.22000432	10.21437359	0.6771149	2.7844396	5.07376575
12/8/2017	0.04846	0.008252	0.040208	1.265829	1.237363	0.028466	2.22364116	10.21492767	0.6781497	2.7850342	5.08236265
12/9/2017	0.047323	0.008531	0.038792	1.262008	1.233977	0.028031	2.22703886	10.2153759	0.67911857	2.7855034	5.08951855
12/10/2017	0.046313	0.008415	0.037898	1.259153	1.231264	0.027889	2.23022079	10.21574306	0.68002856	2.7859244	5.09708357
12/11/2017	0.045245	0.008267	0.036978	1.252432	1.225885	0.026547	2.23320699	10.21593094	0.68089217	2.7862241	5.1042738
12/12/2017	0.04416	0.008375	0.035785	1.242891	1.218143	0.024747	2.23602462	10.2157011	0.68170184	2.786268	5.1104908
12/13/2017	0.043167	0.008195	0.034972	1.234385	1.211036	0.023349	2.23866987	10.21493149	0.68246031	2.786052	5.11697102
12/14/2017	0.042326	0.008083	0.034243	1.228785	1.20572	0.023065	2.24115396	10.21369076	0.68317938	2.7856996	5.12292767
12/15/2017	0.041596	0.008012	0.033584	1.224747	1.201471	0.023276	2.24350643	10.21211147	0.68386281	2.785342	5.12848806
12/16/2017	0.040976	0.007976	0.033	1.222282	1.198385	0.023897	2.24574327	10.21033001	0.68451428	2.7850523	5.1337018
12/17/2017	0.040415	0.007951	0.032464	1.219961	1.195545	0.024416	2.24787664	10.20845795	0.68513691	2.7848551	5.13865232
12/18/2017	0.039911	0.008268	0.031643	1.217408	1.19261	0.024798	2.24991488	10.20654774	0.68572479	2.7847309	5.14260054
12/19/2017	0.03946	0.00819	0.03127	1.214933	1.189888	0.025045	2.25184822	10.20463467	0.6862821	2.7846575	5.14721632
12/20/2017	0.039023	0.00812	0.030904	1.211935	1.186875	0.02506	2.25368333	10.20273399	0.68682033	2.7846048	5.15158749
12/21/2017	0.038609	0.00806	0.03055	1.208722	1.183741	0.024981	2.25544596	10.20083237	0.68733984	2.7845464	5.15576887
12/22/2017	0.03823	0.008333	0.029897	1.205231	1.180328	0.024904	2.25714421	10.19891071	0.68783343	2.7844748	5.15903759
12/23/2017	0.037886	0.00823	0.029656	1.201887	1.177127	0.02476	2.2587657	10.19696236	0.68830407	2.784385	5.16299486
12/24/2017	0.037547	0.00814	0.029407	1.1982	1.173687	0.024513	2.26031446	10.19497871	0.68876195	2.7842629	5.16675329
12/25/2017	0.036969	0.008183	0.028787	1.186849	1.164678	0.022171	2.2618041	10.1927042	0.68919736	2.7839303	5.17007256
12/26/2017	0.036375	0.007978	0.028396	1.17511	1.155245	0.019865	2.26321793	10.18983269	0.68960685	2.7832205	5.17378473
12/27/2017	0.035873	0.007835	0.028038	1.165847	1.147155	0.018692	2.26455235	10.18632889	0.68999714	2.7822292	5.177176
12/28/2017	0.035451	0.007736	0.027714	1.158422	1.140176	0.018246	2.2658236	10.182271	0.69036984	2.7811079	5.18031788
12/29/2017	0.035085	0.007901	0.027184	1.1516	1.133451	0.018149	2.26703787	10.177742	0.69072062	2.7799439	5.18272686
12/30/2017	0.034771	0.008044	0.026726	1.145176	1.126999	0.018177	2.26818681	10.17281055	0.69104624	2.7787759	5.18503284
12/31/2017	0.0345	0.007926	0.026574	1.139654	1.121398	0.018256	2.26926279	10.16757011	0.6913563	2.7776182	5.18777323
1/1/2018	0.034257	0.007835	0.026423	1.134611	1.116189	0.018422	2.2702837	10.16211033	0.69165844	2.7764816	5.19032431

Date	Lake TP (mg/L)	Lake DP (mg/L)	Lake OP (mg/L)	Lake TN (mg/L)	Lake DN (mg/L)	Lake ON (mg/L)	Porewater DP (mg/L)	Porewater DN (mg/L)	Sediment P (mg/g)	Sediment N (mg/g)	Sediment P flux (mg/m2/d)
1/2/2018	0.034044	0.007767	0.026278	1.130073	1.111405	0.018668	2.27127147	10.15650177	0.69195276	2.7753797	5.19274616
1/3/2018	0.033865	0.007971	0.025894	1.12584	1.1069	0.01894	2.27223158	10.15080547	0.69223338	2.7743208	5.1944809
1/4/2018	0.03371	0.007884	0.025825	1.121813	1.102645	0.019169	2.27315426	10.14506912	0.69250232	2.7733035	5.19679642
1/5/2018	0.033575	0.007819	0.025756	1.118192	1.098751	0.019442	2.2740407	10.13933849	0.69276756	2.7723277	5.19897938
1/6/2018	0.033467	0.007774	0.025693	1.115137	1.095336	0.019802	2.2749095	10.13366413	0.69302911	2.7714038	5.20107603
1/7/2018	0.033377	0.007742	0.025635	1.112371	1.09222	0.020151	2.27576518	10.1280899	0.69328725	2.7705381	5.2031126
1/8/2018	0.0333	0.007992	0.025308	1.109349	1.08893	0.02042	2.27660918	10.12263012	0.69353539	2.7697229	5.2044754
1/9/2018	0.033239	0.007919	0.02532	1.106572	1.085977	0.020596	2.27742767	10.11729717	0.6937753	2.7689443	5.20651865
1/10/2018	0.033179	0.007861	0.025318	1.103821	1.083099	0.020723	2.27822113	10.11210155	0.6940152	2.7681906	5.20847273
1/11/2018	0.03313	0.008087	0.025043	1.101061	1.080243	0.020817	2.27900624	10.10703945	0.69424778	2.7674551	5.20975494
1/12/2018	0.03309	0.008272	0.024818	1.097745	1.076884	0.020861	2.2797718	10.10208321	0.69446754	2.766731	5.21108723
1/13/2018	0.033053	0.008143	0.024909	1.094725	1.073938	0.020787	2.28050375	10.09721756	0.69468379	2.7660048	5.21306181
1/14/2018	0.033003	0.008037	0.024966	1.091618	1.070939	0.020679	2.28121853	10.09244061	0.69490349	2.765264	5.21494675
1/15/2018	0.03295	0.008223	0.024726	1.087775	1.067135	0.020641	2.28193402	10.08770275	0.69511825	2.7645118	5.21615982
1/16/2018	0.032922	0.008369	0.024553	1.084654	1.064063	0.020591	2.28263807	10.08299446	0.69532233	2.7637529	5.21744013
1/17/2018	0.032944	0.008237	0.024707	1.083074	1.062174	0.0209	2.28331804	10.07838345	0.69552577	2.7630155	5.21930265
1/18/2018	0.033053	0.008166	0.024887	1.084143	1.062224	0.021919	2.28399396	10.07399654	0.69573736	2.7623863	5.22101641
1/19/2018	0.033171	0.008117	0.025054	1.085532	1.062701	0.022831	2.28468943	10.06994915	0.6959573	2.761914	5.22272539
1/20/2018	0.033251	0.008068	0.025183	1.085979	1.06269	0.023289	2.28540921	10.06625271	0.69618428	2.7615528	5.22448826
1/21/2018	0.033298	0.00802	0.025277	1.085623	1.062204	0.023419	2.28615022	10.06286335	0.69641644	2.7612391	5.22629833
1/22/2018	0.033602	0.008542	0.02506	1.09008	1.064054	0.026026	2.28691387	10.05986786	0.69664508	2.7611473	5.22685337
1/23/2018	0.034878	0.009718	0.02516	1.118613	1.082628	0.035985	2.28770709	10.05816841	0.69687063	2.7620745	5.22597456
1/24/2018	0.035944	0.009736	0.026208	1.142982	1.101908	0.041073	2.2885263	10.05871201	0.69712502	2.76422	5.22781372
1/25/2018	0.036773	0.009699	0.027074	1.161318	1.117769	0.043548	2.28941083	10.06151485	0.69742721	2.766974	5.22992611
1/26/2018	0.03757	0.009687	0.027883	1.179634	1.13395	0.045683	2.29041719	10.06639004	0.69777077	2.7700958	5.23226309
1/27/2018	0.038423	0.009725	0.028698	1.200356	1.152077	0.048278	2.29155517	10.07331657	0.69815433	2.7735949	5.23478651
1/28/2018	0.039196	0.009755	0.029441	1.219554	1.169464	0.05009	2.29282355	10.08223534	0.69857615	2.7774446	5.23762798
1/29/2018	0.03982	0.009749	0.030071	1.235335	1.184639	0.050696	2.29421234	10.09290314	0.69903147	2.7814832	5.24082756
1/30/2018	0.04027	0.009701	0.030569	1.247165	1.197019	0.050146	2.29570532	10.10495853	0.69951415	2.7855191	5.24436188
1/31/2018	0.040587	0.00963	0.030957	1.256192	1.207211	0.048982	2.29728413	10.11801338	0.70001811	2.7894092	5.24814892
2/1/2018	0.040743	0.009524	0.031219	1.261645	1.214585	0.04706	2.29892898	10.13167191	0.70053738	2.7930427	5.25216484
2/2/2018	0.040447	0.009275	0.031172	1.255376	1.21338	0.041996	2.30061197	10.14526939	0.70106101	2.7961042	5.25659609
2/3/2018	0.040008	0.009017	0.030991	1.246356	1.209291	0.037065	2.30229974	10.15810013	0.70157796	2.7983508	5.26106167
2/4/2018	0.039562	0.00911	0.030452	1.237418	1.204099	0.033318	2.30396819	10.16978741	0.70207596	2.7998912	5.26467371
2/5/2018	0.039132	0.009152	0.02998	1.229189	1.198912	0.030277	2.30558658	10.18016148	0.70254785	2.8008804	5.268291
2/6/2018	0.038571	0.009079	0.029492	1.216718	1.189866	0.026852	2.30712748	10.1890192	0.70299506	2.8013456	5.27199268
2/7/2018	0.038086	0.009032	0.029055	1.2068	1.182254	0.024546	2.30858707	10.19625092	0.70341855	2.8013473	5.27545071
2/8/2018	0.037603	0.008737	0.028866	1.197215	1.174643	0.022572	2.30997109	10.20193863	0.70382589	2.8010039	5.2793026
2/9/2018	0.037141	0.008751	0.02839	1.187317	1.165948	0.021369	2.31129575	10.20611191	0.704216	2.8004055	5.28230762
2/10/2018	0.036749	0.008522	0.028227	1.179925	1.15937	0.020555	2.31256533	10.20890808	0.70458961	2.7996464	5.28574657
2/11/2018	0.036373	0.008596	0.027777	1.171879	1.151753	0.020126	2.31378293	10.21048546	0.70494735	2.7987893	5.28836918
2/12/2018	0.036071	0.008411	0.02766	1.166211	1.146243	0.019968	2.3149507	10.21100807	0.70529044	2.7978871	5.29147387
2/13/2018	0.035911	0.008309	0.027602	1.164301	1.14336	0.020941	2.31607676	10.210783	0.70562869	2.7970538	5.29429102
2/14/2018	0.035795	0.00824	0.027555	1.163208	1.14126	0.021948	2.31718397	10.21008015	0.70596385	2.7963834	5.29698801
2/15/2018	0.03579	0.008225	0.027565	1.164805	1.141248	0.023557	2.3182826	10.20914555	0.70629758	2.7959268	5.29954386
2/16/2018	0.035868	0.008244	0.027624	1.168206	1.142809	0.025397	2.31938076	10.20824814	0.70663261	2.7957511	5.30202055
2/17/2018	0.035986	0.008276	0.027709	1.172289	1.145193	0.027096	2.32048512	10.20759201	0.70697075	2.7958627	5.30447912
2/18/2018	0.036093	0.008708	0.027386	1.175055	1.146825	0.02823	2.32159734	10.20726204	0.70730239	2.7962039	5.30604076
2/19/2018	0.036096	0.008605	0.027491	1.174663	1.146613	0.02805	2.3226943	10.20719147	0.70762813	2.7966213	5.30879259
2/20/2018	0.037763	0.01023	0.027533	1.21631	1.173985	0.042325	2.32381415	10.20853424	0.70795733	2.7981818	5.30763435
2/21/2018	0.041158	0.012837	0.028321	1.30199	1.2351	0.06689	2.32503581	10.21424198	0.70830745	2.802891	5.30445719
2/22/2018	0.044014	0.013024	0.03099	1.371165	1.29001	0.081155	2.3263762	10.22611713	0.7087447	2.8107412	5.30710268
2/23/2018	0.04681	0.014917	0.031893	1.437597	1.344828	0.09277	2.32793736	10.24428844	0.70927113	2.8206751	5.30634117
2/24/2018	0.049694	0.014848	0.034846	1.507116	1.403445	0.103671	2.32977104	10.26893425	0.70989347	2.8324163	5.31070614
2/25/2018	0.052634	0.016875	0.035758	1.578421	1.464261	0.11416	2.33190989	10.30020905	0.7106117	2.8458705	5.31096172
2/26/2018	0.05539	0.016533	0.038857	1.645687	1.523459	0.122228	2.33435822	10.33798599	0.71142924	2.8608053	5.31736326
2/27/2018	0.057692	0.016228	0.041464	1.703676	1.576846	0.12683	2.33711815	10.38171291	0.71238852	2.8767412	5.32439423
2/28/2018	0.059602	0.015952	0.04365	1.753965	1.624918	0.129048	2.34027123	10.43056202	0.71346563	2.8932025	5.33226109
3/1/2018	0.061189	0.017521	0.043668	1.796092	1.666813	0.129278	2.34378481	10.48362064	0.71459532	2.9098351	5.3367238
3/2/2018	0.062418	0.016825	0.045592	1.829803	1.702589	0.127215	2.34751034	10.53990936	0.71577162	2.9262919	5.34686565
3/3/2018	0.063203	0.016177	0.047026	1.854716	1.731513	0.123203	2.35139227	10.59840107	0.71703017	2.9422305	5.35725832
3/4/2018	0.063617	0.015569	0.048049	1.872417	1.754441	0.117976	2.35548544	10.65807056	0.71834773	2.9573958	5.3680439
3/5/2018	0.063723	0.014996	0.048727	1.884153	1.772116	0.112036	2.3597579	10.71799374	0.71970522	2.9716341	5.3791604
3/6/2018	0.063575	0.015716	0.04786	1.889059	1.783199	0.105859	2.3641541	10.77729416	0.72105521	2.9848707	5.38759422
3/7/2018	0.063358	0.01612	0.047238	1.892155	1.792425	0.099729	2.36855769	10.83530807	0.72236562	2.9970927	5.39676857
3/8/2018	0.062966	0.015205	0.047762	1.891725	1.798309	0.093416	2.37287283	10.89156723	0.72367197	3.0082912	5.40876818
3/9/2018	0.06234	0.014387	0.047953	1.887034	1.80026	0.086774	2.37714481	10.94558048	0.72499436	3.0184269	5.42044401
3/10/2018	0.061539	0.013659	0.047881	1.87923	1.799021	0.080208	2.38142776	10.9969101	0.72631735	3.0274813	5.43194103

Date	Lake TP (mg/L)	Lake DP (mg/L)	Lake OP (mg/L)	Lake TN (mg/L)	Lake DN (mg/L)	Lake ON (mg/L)	Porewater DP (mg/L)	Porewater DN (mg/L)	Sediment P (mg/g)	Sediment N (mg/g)	Sediment P flux (mg/m2/d)
3/11/2018	0.060641	0.013023	0.047618	1.869985	1.795714	0.074271	2.38570642	11.0452528	0.7276296	3.0355136	5.44321489
3/12/2018	0.059705	0.01248	0.047225	1.860409	1.791181	0.069228	2.38995504	11.09045315	0.72892314	3.0426493	5.45420694
3/13/2018	0.058755	0.012017	0.046737	1.850686	1.785717	0.064969	2.3941493	11.13247299	0.73019248	3.0490258	5.46489096
3/14/2018	0.05782	0.01231	0.04551	1.840559	1.779279	0.06128	2.3982687	11.17134285	0.73141676	3.054754	5.47366953
3/15/2018	0.056935	0.011842	0.045093	1.830909	1.772607	0.058303	2.40226412	11.2071619	0.73259813	3.0599387	5.48390961
3/16/2018	0.056047	0.011445	0.044603	1.820971	1.765312	0.055659	2.40612841	11.24007034	0.73375523	3.0646651	5.4936862
3/17/2018	0.055168	0.011107	0.044062	1.810845	1.757526	0.053319	2.40989685	11.27021217	0.7348848	3.068985	5.50310612
3/18/2018	0.054292	0.010813	0.043479	1.800213	1.749107	0.051106	2.41357303	11.29772854	0.73598456	3.0729337	5.51221371
3/19/2018	0.053425	0.010557	0.042868	1.78919	1.740155	0.049035	2.4171536	11.32275677	0.7370528	3.0765333	5.5210166
3/20/2018	0.052601	0.010344	0.042257	1.778594	1.731215	0.047379	2.42063403	11.34545422	0.73808891	3.079829	5.52948952
3/21/2018	0.051793	0.010155	0.041638	1.767634	1.72186	0.045774	2.42401195	11.36597919	0.73909271	3.0828586	5.53767157
3/22/2018	0.051014	0.009991	0.041023	1.756632	1.712306	0.044326	2.42728615	11.38447475	0.74006414	3.0856388	5.54555893
3/23/2018	0.050238	0.009837	0.040401	1.744918	1.702157	0.04276	2.43045568	11.40106201	0.74100327	3.0881729	5.55318356
3/24/2018	0.049485	0.009699	0.039785	1.73306	1.691756	0.041304	2.43352056	11.41584873	0.7419101	3.0904605	5.56053114
3/25/2018	0.04874	0.009569	0.039171	1.720685	1.680885	0.0398	2.43648052	11.42893219	0.74278486	3.0925064	5.56762028
3/26/2018	0.048025	0.009454	0.038571	1.708396	1.669922	0.038474	2.4393363	11.44040585	0.74362803	3.0943215	5.57443571
3/27/2018	0.047282	0.009841	0.037441	1.691289	1.653763	0.037526	2.44208622	11.45019531	0.74442667	3.0959506	5.57985687
3/28/2018	0.046665	0.009657	0.037008	1.6792	1.642817	0.036383	2.44470572	11.45843887	0.74518526	3.0974088	5.58628941
3/29/2018	0.046087	0.009934	0.036154	1.667202	1.631777	0.035425	2.44719887	11.46544075	0.7459107	3.098695	5.59137249
3/30/2018	0.045564	0.010166	0.035399	1.654812	1.620042	0.03477	2.44957924	11.47126675	0.74659497	3.0998492	5.59630156
3/31/2018	0.045085	0.009909	0.035176	1.643626	1.60954	0.034086	2.45183659	11.47603226	0.74725407	3.1008935	5.6020689
4/1/2018	0.044629	0.009702	0.034928	1.632897	1.599319	0.033578	2.45400262	11.47988319	0.74790066	3.1018395	5.60751438
4/2/2018	0.044181	0.009527	0.034653	1.622162	1.58911	0.033052	2.45611262	11.48290539	0.74853325	3.1027002	5.61275434
4/3/2018	0.043755	0.009798	0.033957	1.610903	1.578292	0.03261	2.45817256	11.48514748	0.74914056	3.1034811	5.61685944
4/4/2018	0.043367	0.010016	0.033351	1.599175	1.566928	0.032246	2.46016002	11.48663521	0.74971437	3.1041949	5.62091875
4/5/2018	0.042999	0.009765	0.033234	1.588446	1.556813	0.031632	2.46205258	11.48745823	0.75026953	3.1048279	5.62583637
4/6/2018	0.042642	0.009561	0.033081	1.578082	1.546926	0.031156	2.46387625	11.48771763	0.7508173	3.1053708	5.6304884
4/7/2018	0.042286	0.00939	0.032896	1.567726	1.537055	0.030671	2.46566224	11.48745632	0.75135577	3.105834	5.63497782
4/8/2018	0.041936	0.009247	0.032689	1.557429	1.527232	0.030197	2.46741557	11.48670864	0.75188357	3.1062181	5.63932848
4/9/2018	0.041604	0.009504	0.032101	1.546907	1.517125	0.029782	2.46913338	11.48549461	0.75239062	3.1065285	5.64268017
4/10/2018	0.04129	0.009329	0.031961	1.536649	1.507359	0.02929	2.4707942	11.4838438	0.75287879	3.1067641	5.64689112
4/11/2018	0.040967	0.009178	0.031788	1.526177	1.497456	0.028722	2.47239637	11.48178387	0.75335854	3.1069121	5.65091181
4/12/2018	0.040674	0.009062	0.031612	1.51646	1.488039	0.028421	2.47396231	11.47934437	0.75382888	3.1069884	5.65477133
4/13/2018	0.040394	0.008967	0.031427	1.506986	1.478817	0.028169	2.47549653	11.47657299	0.75428945	3.1070187	5.65850973
4/14/2018	0.040173	0.009301	0.030872	1.497365	1.468875	0.02849	2.47699904	11.47348309	0.75473082	3.1070535	5.66118956
4/15/2018	0.040045	0.009618	0.030427	1.4889	1.459696	0.029204	2.47845078	11.4701376	0.7551465	3.1071711	5.66379213
4/16/2018	0.039963	0.009459	0.030504	1.482667	1.453038	0.029629	2.47983456	11.46672344	0.75555265	3.1073794	5.6673317
4/17/2018	0.039894	0.009337	0.030557	1.476933	1.446856	0.030077	2.48117924	11.46339226	0.75596166	3.107657	5.67069578
4/18/2018	0.039853	0.00925	0.030603	1.472001	1.441352	0.030649	2.48251963	11.46020699	0.75637257	3.1080153	5.6739707
4/19/2018	0.039844	0.009193	0.030651	1.467925	1.436579	0.031346	2.48386455	11.45723915	0.75678515	3.1084745	5.67718697
4/20/2018	0.039863	0.009159	0.030704	1.464598	1.432484	0.032114	2.48521614	11.45455933	0.75719965	3.1090503	5.68036509
4/21/2018	0.039917	0.009147	0.03077	1.462142	1.429156	0.032986	2.48657537	11.45223713	0.75761646	3.1097567	5.68351221
4/22/2018	0.040003	0.009152	0.030851	1.460507	1.426574	0.033933	2.48794436	11.45034027	0.75803632	3.1106079	5.68664169
4/23/2018	0.040118	0.00917	0.030948	1.459594	1.424681	0.034913	2.48932505	11.44892979	0.75846004	3.1116126	5.68976736
4/24/2018	0.04025	0.009195	0.031056	1.459107	1.423277	0.035829	2.49071932	11.44805431	0.75888824	3.1127679	5.69290924
4/25/2018	0.040398	0.009225	0.031173	1.459048	1.422349	0.036699	2.49212837	11.44774342	0.75932145	3.1140647	5.69607258
4/26/2018	0.04053	0.009248	0.031282	1.458609	1.421342	0.037267	2.49355364	11.44799423	0.75975966	3.1154745	5.69929028
4/27/2018	0.040644	0.009263	0.03138	1.457826	1.420223	0.037603	2.49499464	11.44876766	0.76020241	3.1169538	5.70255995
4/28/2018	0.040748	0.009276	0.031471	1.456929	1.419104	0.037825	2.49644971	11.45001698	0.7606492	3.1184747	5.70586872
4/29/2018	0.040828	0.009281	0.031547	1.455576	1.417733	0.037842	2.49791741	11.45168591	0.76109946	3.1200113	5.7092247
4/30/2018	0.040854	0.009267	0.031587	1.453023	1.415577	0.037446	2.49939466	11.45367908	0.76155192	3.1215136	5.71264505
5/1/2018	0.039019	0.008228	0.030791	1.453873	1.416834	0.037039	2.60858202	10.09012604	0.75868499	3.1214724	5.93511963
5/2/2018	0.037292	0.007385	0.029907	1.454458	1.41779	0.036668	2.62848997	9.105196953	0.75643349	3.1209424	5.957201
5/3/2018	0.035809	0.007566	0.028243	1.451502	1.413646	0.037855	2.62891316	8.393526077	0.75450069	3.1200826	5.93886089
5/4/2018	0.034702	0.007747	0.026955	1.456754	1.417446	0.039308	2.62537098	7.879100323	0.75282073	3.1190891	5.91505003
5/5/2018	0.0338	0.007129	0.026672	1.464872	1.424126	0.040746	2.62134314	7.507101536	0.75137186	3.1181166	5.89310217
5/6/2018	0.033035	0.006664	0.026371	1.474206	1.431931	0.042275	2.61762071	7.23799324	0.75014132	3.1172478	5.87427711
5/7/2018	0.032449	0.00634	0.026109	1.485708	1.441517	0.044191	2.61438394	7.043256283	0.74911457	3.1165423	5.858531
5/8/2018	0.031946	0.006096	0.02585	1.497056	1.451378	0.045677	2.61165714	6.902316093	0.74827325	3.1160438	5.84554577
5/9/2018	0.031599	0.006898	0.024701	1.506256	1.458973	0.047283	2.60941458	6.800328732	0.74759454	3.1157653	5.83495998
5/10/2018	0.031396	0.007522	0.023874	1.517223	1.468946	0.048278	2.60760283	6.726573944	0.74705166	3.115695	5.82640409
5/11/2018	0.031284	0.00802	0.023264	1.527783	1.478879	0.048904	2.60615563	6.673296452	0.74661988	3.1157928	5.81952667
5/12/2018	0.031292	0.008469	0.022823	1.538442	1.488691	0.049751	2.60501122	6.634877682	0.74627984	3.1160183	5.81402445
5/13/2018	0.031476	0.008944	0.022533	1.549951	1.49861	0.051342	2.60411906	6.607254505	0.74601597	3.116385	5.8096509
5/14/2018	0.031925	0.009534	0.022391	1.56301	1.50873	0.054281	2.6034379	6.587516785	0.74581605	3.1169841	5.80620623
5/15/2018	0.032704	0.010229	0.022474	1.583218	1.524767	0.058451	2.60293674	6.573620796	0.74567097	3.117976	5.80353308
5/16/2018	0.033622	0.009596	0.024026	1.610502	1.547952	0.06255	2.60259819	6.564165592	0.74557841	3.1195142	5.80152321
5/17/2018	0.034447	0.009126	0.025321	1.637147	1.571409	0.065738	2.60242677	6.558189392	0.7455439	3.1216502	5.80012989

Date	Lake TP (mg/L)	Lake DP (mg/L)	Lake OP (mg/L)	Lake TN (mg/L)	Lake DN (mg/L)	Lake ON (mg/L)	Porewater DP (mg/L)	Porewater DN (mg/L)	Sediment P (mg/g)	Sediment N (mg/g)	Sediment P flux (mg/m2/d)
5/18/2018	0.035177	0.008777	0.0264	1.662758	1.59462	0.068137	2.60244179	6.55499506	0.74557275	3.1243236	5.79935217
5/19/2018	0.035864	0.00991	0.025954	1.685164	1.615327	0.069837	2.60265303	6.554042339	0.74566162	3.1274257	5.79917479
5/20/2018	0.036452	0.010753	0.025699	1.701125	1.630932	0.070192	2.60304451	6.554883957	0.74579835	3.1308241	5.79953098
5/21/2018	0.037004	0.010044	0.02696	1.720614	1.650234	0.07038	2.60358596	6.557134628	0.7459743	3.1343782	5.80032635
5/22/2018	0.037493	0.010871	0.026622	1.737143	1.666403	0.070739	2.6042583	6.560464382	0.74618727	3.1380029	5.80149794
5/23/2018	0.037945	0.010148	0.027796	1.75531	1.684368	0.070943	2.60505176	6.564608574	0.74643475	3.1416731	5.8030076
5/24/2018	0.038177	0.009542	0.028634	1.770498	1.700123	0.070375	2.60596251	6.569362164	0.74671775	3.1453557	5.80483389
5/25/2018	0.038231	0.009028	0.029202	1.783142	1.713805	0.069337	2.60699534	6.574553013	0.74703842	3.1489799	5.8069768
5/26/2018	0.03811	0.008575	0.029534	1.79289	1.725109	0.067781	2.60815239	6.580019951	0.74739498	3.1524615	5.80943346
5/27/2018	0.037792	0.00815	0.029642	1.798963	1.73345	0.065513	2.6094265	6.585606575	0.74778306	3.1557133	5.81218052
5/28/2018	0.037353	0.007764	0.029589	1.802846	1.739669	0.063177	2.61080217	6.591159344	0.74819672	3.1586525	5.81517649
5/29/2018	0.0368	0.007405	0.029395	1.804408	1.743706	0.060701	2.61225986	6.596535683	0.74862939	3.1612272	5.8183732
5/30/2018	0.036306	0.008169	0.028137	1.805771	1.746838	0.058933	2.61377406	6.601617813	0.74907154	3.1634326	5.8217082
5/31/2018	0.035928	0.008768	0.027161	1.806897	1.74918	0.057716	2.61530805	6.606330395	0.74951011	3.165319	5.82509518
6/1/2018	0.03699	0.008144	0.028846	1.818179	1.75053	0.067649	4.47031212	7.555085182	0.73534411	3.1559615	10.0689602
6/2/2018	0.037871	0.008585	0.029286	1.824956	1.750385	0.07457	4.84177542	8.229260445	0.7285881	3.1472595	10.8976583
6/3/2018	0.038613	0.007937	0.030676	1.828844	1.749454	0.07939	4.89791441	8.708015442	0.72363251	3.1392455	11.004674
6/4/2018	0.039159	0.007377	0.031782	1.829272	1.747043	0.082229	4.88796091	9.047791481	0.71929199	3.131845	10.9638424
6/5/2018	0.039543	0.006891	0.032652	1.827075	1.743418	0.083657	4.86517382	9.288767815	0.71531582	3.1249399	10.8971367
6/6/2018	0.039818	0.00648	0.033338	1.823421	1.739131	0.08429	4.84096718	9.45950985	0.71164584	3.1184068	10.830163
6/7/2018	0.04001	0.006132	0.033878	1.818845	1.734414	0.084432	4.81778669	9.580301285	0.70826048	3.112139	10.7679777
6/8/2018	0.040138	0.005841	0.034298	1.813673	1.729408	0.084265	4.79612637	9.66553688	0.70514309	3.1060531	10.7112427
6/9/2018	0.040002	0.006576	0.033425	1.78575	1.701953	0.083797	4.7760396	9.725428581	0.70227534	3.1000862	10.6596947
6/10/2018	0.040206	0.007289	0.032918	1.770853	1.685494	0.085358	4.75745916	9.767225266	0.69963646	3.0942094	10.6128654
6/11/2018	0.0409	0.006976	0.033924	1.779478	1.69007	0.089407	4.74028397	9.796102524	0.69720662	3.0884576	10.5702686
6/12/2018	0.041634	0.007819	0.033815	1.788792	1.695545	0.093247	4.72441006	9.815793991	0.69496816	3.0829074	10.5314617
6/13/2018	0.042307	0.007425	0.034882	1.796725	1.700648	0.096077	4.70973492	9.8290205	0.69290435	3.077611	10.4960423
6/14/2018	0.042829	0.007079	0.03575	1.801961	1.70436	0.097601	4.69616413	9.837741852	0.69099993	3.072567	10.4636602
6/15/2018	0.043369	0.006834	0.036536	1.808466	1.709038	0.099428	4.68360806	9.843348503	0.68924105	3.0677459	10.4340029
6/16/2018	0.043842	0.007672	0.03617	1.812631	1.712046	0.100584	4.6719799	9.846810341	0.68761361	3.0631182	10.406786
6/17/2018	0.044128	0.007224	0.036904	1.813319	1.713333	0.099986	4.66119242	9.848793983	0.68610364	3.0586426	10.3817377
6/18/2018	0.044288	0.006831	0.037457	1.812119	1.713316	0.098803	4.65116215	9.84973526	0.68469912	3.0542545	10.358614
6/19/2018	0.045123	0.008542	0.036581	1.807325	1.700637	0.106689	4.64181185	9.849928856	0.68338853	3.0499687	10.3371925
6/20/2018	0.046989	0.010233	0.036756	1.843981	1.725238	0.118743	4.63306665	9.849668503	0.68216002	3.0459776	10.3172665
6/21/2018	0.048618	0.011419	0.0372	1.873734	1.747194	0.126541	4.62485456	9.849327087	0.68100375	3.0425034	10.298645
6/22/2018	0.05009	0.012547	0.037543	1.889876	1.756382	0.133494	4.61711502	9.849295616	0.67991215	3.0396285	10.2811661
6/23/2018	0.051703	0.013433	0.03827	1.915759	1.776166	0.139593	4.60979986	9.849884987	0.67887872	3.0373416	10.2647038
6/24/2018	0.053217	0.012435	0.040782	1.943	1.798825	0.144175	4.60287189	9.851297379	0.67789966	3.0356004	10.2491589
6/25/2018	0.054518	0.011639	0.04288	1.967234	1.819791	0.147443	4.59631109	9.853637695	0.67697418	3.0343356	10.2344761
6/26/2018	0.055692	0.012689	0.043003	1.987958	1.837871	0.150087	4.59010839	9.856924057	0.67610073	3.0334656	10.2206259
6/27/2018	0.05669	0.013768	0.042922	1.994613	1.841153	0.15346	4.58424377	9.861116409	0.67527425	3.032927	10.2075558
6/28/2018	0.057839	0.012729	0.04511	2.01675	1.861279	0.15547	4.57868958	9.866146088	0.67449039	3.0326786	10.1951971
6/29/2018	0.058487	0.011766	0.046721	2.028603	1.874849	0.153754	4.57342577	9.871923447	0.67374814	3.0326471	10.1835012
6/30/2018	0.05876	0.010889	0.04787	2.033342	1.88347	0.149872	4.56844378	9.87830162	0.67304707	3.032697	10.1724453
7/1/2018	0.058844	0.010141	0.048703	2.035456	1.889743	0.145713	4.56373596	9.885066986	0.67238539	3.0326791	10.1620092
7/2/2018	0.058672	0.010915	0.047757	2.026579	1.884698	0.141881	4.55928707	9.891967773	0.67175931	3.0324874	10.1521559
7/3/2018	0.058617	0.010096	0.048521	2.026756	1.888618	0.138138	4.55506992	9.898760796	0.67116386	3.0320652	10.1428232
7/4/2018	0.058403	0.00939	0.049012	2.024504	1.890443	0.134061	4.55105782	9.905238152	0.67059577	3.0313816	10.1339483
7/5/2018	0.05811	0.009995	0.048116	2.019861	1.889552	0.130309	4.54722738	9.911231995	0.67005205	3.0304174	10.1254778
7/6/2018	0.057741	0.009224	0.048517	2.014558	1.888393	0.126165	4.54355621	9.916609764	0.66952878	3.0291615	10.1173601
7/7/2018	0.057188	0.008531	0.048657	2.005873	1.884606	0.121267	4.54002142	9.921267509	0.66902333	3.0275972	10.1095438
7/8/2018	0.05644	0.007885	0.048555	1.993365	1.877865	0.1155	4.53660631	9.925109863	0.66853374	3.0256922	10.1019907
7/9/2018	0.055561	0.007297	0.048265	1.978561	1.869037	0.109524	4.53329563	9.928039551	0.66805768	3.0234056	10.0946674
7/10/2018	0.0546	0.006771	0.047829	1.962496	1.85876	0.103736	4.53007317	9.929960251	0.66759253	3.020705	10.0875359
7/11/2018	0.053594	0.006308	0.047287	1.945913	1.847534	0.098379	4.52692175	9.930783272	0.66713548	3.0175779	10.0805588
7/12/2018	0.052554	0.005897	0.046657	1.928853	1.835454	0.0934	4.52382135	9.93044281	0.66668391	3.0140297	10.0736904
7/13/2018	0.051482	0.005528	0.045954	1.911235	1.822528	0.088707	4.52075577	9.928898811	0.66623527	3.010077	10.0668955
7/14/2018	0.050382	0.00591	0.044471	1.89047	1.805876	0.084594	4.51770496	9.926137924	0.66578645	3.0057425	10.0601282
7/15/2018	0.049275	0.006059	0.043216	1.870567	1.790593	0.079974	4.51464796	9.922168732	0.66533387	3.0010486	10.0533409
7/16/2018	0.048076	0.005497	0.042579	1.848578	1.77375	0.074828	4.5115633	9.917007446	0.66487455	2.9960003	10.0464869
7/17/2018	0.046913	0.005036	0.041878	1.827823	1.757188	0.070635	4.50843287	9.910665512	0.66440707	2.9905958	10.039526
7/18/2018	0.04581	0.004665	0.041145	1.808627	1.741233	0.067393	4.50524759	9.903159142	0.66393059	2.9848549	10.0324364
7/19/2018	0.044674	0.004327	0.040347	1.788505	1.724455	0.06405	4.50200129	9.89452076	0.66344416	2.9788125	10.0252066
7/20/2018	0.043554	0.004844	0.03871	1.756878	1.69378	0.063098	4.49868441	9.884805679	0.66294622	2.9725161	10.0178156
7/21/2018	0.04293	0.005387	0.037543	1.742311	1.67777	0.064541	4.49528646	9.874107361	0.66243452	2.9660535	10.0102406
7/22/2018	0.042572	0.005143	0.037429	1.738007	1.671333	0.066674	4.49179459	9.86257267	0.66190791	2.9595423	10.0024509
7/23/2018	0.042219	0.005645	0.036575	1.732711	1.6646	0.068112	4.48820496	9.850389481	0.66136694	2.9530764	9.99444103
7/24/2018	0.04186	0.005323	0.036537	1.726553	1.657652	0.068902	4.48452091	9.837747574	0.66081232	2.9466982	9.9862175

Date	Lake TP (mg/L)	Lake DP (mg/L)	Lake OP (mg/L)	Lake TN (mg/L)	Lake DN (mg/L)	Lake ON (mg/L)	Porewater DP (mg/L)	Porewater DN (mg/L)	Sediment P (mg/g)	Sediment N (mg/g)	Sediment P flux (mg/m2/d)
7/25/2018	0.041454	0.005042	0.036413	1.719129	1.650096	0.069033	4.48074627	9.824800491	0.6602453	2.9404097	9.97778988
7/26/2018	0.040983	0.004781	0.036202	1.710028	1.641584	0.068444	4.47689056	9.811652184	0.65966737	2.9341886	9.96918106
7/27/2018	0.040454	0.004539	0.035915	1.699498	1.632182	0.067317	4.4729619	9.798355103	0.65907961	2.9279997	9.96041012
7/28/2018	0.039776	0.004271	0.035505	1.685385	1.620443	0.064942	4.46896648	9.78491497	0.65848267	2.9217968	9.95148945
7/29/2018	0.038944	0.003977	0.034967	1.667699	1.60622	0.061479	4.4649086	9.77129364	0.65787673	2.915518	9.9424305
7/30/2018	0.038055	0.004278	0.033776	1.641902	1.583178	0.058725	4.4607873	9.757418633	0.65726113	2.9091053	9.9332304
7/31/2018	0.037338	0.003984	0.033355	1.626735	1.57012	0.056615	4.45659924	9.743206978	0.65663493	2.9025333	9.92388248
8/1/2018	0.036617	0.00373	0.032887	1.611529	1.556885	0.054644	4.4523387	9.728588104	0.65599781	2.8958061	9.91437149
8/2/2018	0.035909	0.004008	0.031901	1.593671	1.540538	0.053133	4.4480052	9.713522911	0.65534973	2.8889377	9.90469837
8/3/2018	0.035273	0.003746	0.031527	1.579863	1.528037	0.051826	4.44359589	9.697993279	0.65469027	2.8819475	9.8948555
8/4/2018	0.034558	0.003491	0.031068	1.564162	1.514252	0.04991	4.43911076	9.682002068	0.65401947	2.8748491	9.88484383
8/5/2018	0.033845	0.003271	0.030574	1.548511	1.500373	0.048139	4.43454981	9.665556908	0.65333784	2.8676426	9.87466335
8/6/2018	0.033233	0.003622	0.029611	1.530464	1.482825	0.047639	4.42991447	9.648668289	0.65264523	2.8603368	9.86431599
8/7/2018	0.032971	0.003521	0.02945	1.524782	1.475472	0.04931	4.4252038	9.631361961	0.65194136	2.852978	9.85380173
8/8/2018	0.032821	0.004113	0.028708	1.516975	1.4653	0.051674	4.42041779	9.61370945	0.65122652	2.8456466	9.84311867
8/9/2018	0.032614	0.003919	0.028695	1.511055	1.45855	0.052505	4.41555834	9.595819473	0.65050113	2.8384058	9.83227253
8/10/2018	0.032454	0.004393	0.028061	1.501766	1.448036	0.05373	4.4106288	9.577800751	0.64976585	2.831275	9.82127094
8/11/2018	0.032369	0.004178	0.028191	1.497944	1.443149	0.054796	4.40563345	9.559743881	0.64902145	2.8242574	9.81012249
8/12/2018	0.03218	0.003966	0.028215	1.491669	1.436843	0.054826	4.40057802	9.541710854	0.64826912	2.8173466	9.79884052
8/13/2018	0.031759	0.003702	0.028057	1.479956	1.427006	0.05295	4.39547157	9.523731232	0.64751023	2.8105035	9.78744698
8/14/2018	0.031283	0.003461	0.027822	1.467304	1.416379	0.050925	4.39032078	9.505783081	0.6467455	2.803663	9.77595615
8/15/2018	0.03083	0.003267	0.027563	1.455467	1.40611	0.049357	4.38512993	9.487808228	0.64597535	2.796773	9.76437664
8/16/2018	0.030419	0.003535	0.026884	1.444277	1.396042	0.048235	4.37990093	9.469737053	0.64519966	2.7898133	9.7527132
8/17/2018	0.030376	0.004047	0.026329	1.438832	1.388681	0.050152	4.37463331	9.451519966	0.64441782	2.7828102	9.74096584
8/18/2018	0.030853	0.004069	0.026784	1.448257	1.392753	0.055504	4.36932421	9.433175087	0.64362985	2.7758632	9.72912598
8/19/2018	0.031454	0.004148	0.027307	1.460179	1.399225	0.060954	4.36397839	9.414810181	0.64283758	2.7691145	9.71720505
8/20/2018	0.032148	0.004262	0.027886	1.473839	1.407576	0.066263	4.35860777	9.396602631	0.64204347	2.7626753	9.70522976
8/21/2018	0.033144	0.005591	0.027553	1.485642	1.412068	0.073574	4.35322571	9.378753662	0.64124906	2.7566242	9.69323158
8/22/2018	0.034513	0.006787	0.027726	1.512815	1.431085	0.08173	4.34784079	9.361474991	0.64045471	2.7510459	9.68122959
8/23/2018	0.035816	0.006649	0.029167	1.537815	1.449666	0.088149	4.34245872	9.344978333	0.63966179	2.7460051	9.66923523
8/24/2018	0.037086	0.006568	0.030518	1.562418	1.468673	0.093745	4.33709335	9.329444885	0.63887376	2.741508	9.65728092
8/25/2018	0.03854	0.007851	0.030688	1.590338	1.490093	0.100245	4.33176422	9.315000534	0.63809353	2.7375369	9.64541054
8/26/2018	0.040332	0.00779	0.032542	1.627111	1.518392	0.108719	4.32648993	9.301736832	0.63732296	2.7341051	9.63366508
8/27/2018	0.041997	0.007753	0.034244	1.661201	1.545722	0.115479	4.32128572	9.289739609	0.63656527	2.7312465	9.6220808
8/28/2018	0.043372	0.007666	0.035706	1.688757	1.569291	0.119467	4.31617451	9.279080391	0.63582408	2.7289431	9.61070824
8/29/2018	0.044328	0.009159	0.03517	1.689268	1.56723	0.122038	4.31117344	9.269769669	0.63510042	2.7271101	9.59958553
8/30/2018	0.045651	0.010185	0.035466	1.714446	1.589484	0.124962	4.30628443	9.261748314	0.63439262	2.7256534	9.58871555
8/31/2018	0.046808	0.009583	0.037225	1.736929	1.610401	0.126528	4.30150223	9.254908562	0.63370013	2.7245004	9.57808781
9/1/2018	0.047456	0.010564	0.036893	1.733213	1.606488	0.126726	4.29682636	9.249118805	0.63302374	2.7235773	9.56769848
9/2/2018	0.048723	0.011596	0.037127	1.753366	1.622486	0.13088	4.29225588	9.244239807	0.63236237	2.7228396	9.55754566
9/3/2018	0.05045	0.013083	0.037367	1.777685	1.637506	0.140179	4.2877841	9.240184784	0.63171446	2.7223611	9.5476141
9/4/2018	0.053	0.01467	0.038329	1.831939	1.678695	0.153245	4.28340435	9.236995697	0.63107961	2.7223365	9.53788757
9/5/2018	0.055508	0.013813	0.041695	1.888662	1.72457	0.164092	4.27912092	9.234863281	0.6304605	2.7229662	9.52837658
9/6/2018	0.058004	0.015503	0.042501	1.944809	1.770314	0.174495	4.27495337	9.234043121	0.62986165	2.7243547	9.51912594
9/7/2018	0.060527	0.014653	0.045873	2.002694	1.818049	0.184645	4.27092838	9.234773636	0.62928689	2.7265322	9.51019478
9/8/2018	0.06281	0.014026	0.048784	2.056405	1.86347	0.192935	4.26707411	9.23723793	0.62874103	2.729491	9.5016489
9/9/2018	0.064886	0.013571	0.051316	2.106491	1.906674	0.199816	4.26342249	9.24154377	0.6282292	2.7331791	9.49355888
9/10/2018	0.066671	0.013199	0.053472	2.150465	1.945926	0.204539	4.26000404	9.247717857	0.62775469	2.7375076	9.48599434
9/11/2018	0.068157	0.012872	0.055286	2.188058	1.980847	0.20721	4.25683689	9.255695343	0.62731904	2.742358	9.47899628
9/12/2018	0.06934	0.012558	0.056782	2.219045	2.011133	0.207911	4.25393105	9.265336037	0.62692255	2.7475913	9.47258568
9/13/2018	0.070254	0.012253	0.058001	2.244346	2.037214	0.207132	4.25128794	9.276425362	0.6265645	2.7530632	9.46676445
9/14/2018	0.07091	0.011943	0.058967	2.26415	2.059133	0.205017	4.24890137	9.288703918	0.62624347	2.7586372	9.46151829
9/15/2018	0.071358	0.01164	0.059718	2.279692	2.077587	0.202105	4.24676228	9.301882744	0.62595737	2.7641923	9.45682526
9/16/2018	0.071621	0.011341	0.06028	2.291447	2.092865	0.198582	4.24485588	9.315670013	0.62570375	2.7696295	9.45265102
9/17/2018	0.071717	0.011044	0.060673	2.29981	2.105225	0.194586	4.24316502	9.329788208	0.62547988	2.7748702	9.44895649
9/18/2018	0.071664	0.010748	0.060916	2.305108	2.11489	0.190218	4.24167252	9.343982697	0.62528288	2.7798536	9.44570351
9/19/2018	0.071336	0.012302	0.059033	2.299416	2.114089	0.185327	4.24035311	9.358025551	0.62510824	2.7845304	9.44283199
9/20/2018	0.071136	0.013513	0.057623	2.29583	2.114166	0.181664	4.23917341	9.371724129	0.6249491	2.788871	9.44026852
9/21/2018	0.07128	0.014576	0.056704	2.302122	2.121605	0.180517	4.23809004	9.384935379	0.62479889	2.7928972	9.43791294
9/22/2018	0.071461	0.013522	0.057939	2.31032	2.130574	0.179746	4.23706913	9.397591591	0.62465495	2.7966781	9.43568993
9/23/2018	0.071658	0.012738	0.058919	2.320297	2.140234	0.180063	4.23609829	9.409700394	0.62451833	2.8002911	9.43357182
9/24/2018	0.071713	0.012084	0.059629	2.327449	2.148048	0.179401	4.23518324	9.421320915	0.62439108	2.8037944	9.43157387
9/25/2018	0.071757	0.013432	0.058326	2.333565	2.154901	0.178664	4.23432827	9.432526588	0.62427264	2.8072135	9.42970467
9/26/2018	0.071711	0.012566	0.059145	2.336951	2.15997	0.176982	4.23352861	9.443378448	0.62416095	2.8105459	9.42795658
9/27/2018	0.071522	0.011835	0.059687	2.337774	2.163207	0.174567	4.23277664	9.453907967	0.62405574	2.8137674	9.42631149
9/28/2018	0.071236	0.01293	0.058306	2.335067	2.16333	0.171737	4.23206758	9.464115143	0.62395656	2.8168402	9.42475796
9/29/2018	0.070919	0.012028	0.05889	2.332139	2.163625	0.168514	4.23139477	9.473966599	0.62386125	2.819726	9.42328358
9/30/2018	0.070509	0.01293	0.057579	2.325506	2.160054	0.165452	4.23074627	9.483410835	0.62376815	2.8223944	9.42185974

Date	Lake TP (mg/L)	Lake DP (mg/L)	Lake OP (mg/L)	Lake TN (mg/L)	Lake DN (mg/L)	Lake ON (mg/L)	Porewater DP (mg/L)	Porewater DN (mg/L)	Sediment P (mg/g)	Sediment N (mg/g)	Sediment P flux (mg/m2/d)
10/1/2018	0.157803	0.044552	0.113251	2.305243	2.140048	0.165196	3.04819846	9.836573601	0.63137496	2.8302655	6.89071894
10/2/2018	0.154548	0.03822	0.116328	2.307574	2.13894	0.168633	2.70976257	10.14713573	0.63501865	2.8383644	6.12883329
10/3/2018	0.150997	0.034592	0.116405	2.310525	2.137383	0.173142	2.61634803	10.42145348	0.63732928	2.8468688	5.92285156
10/4/2018	0.147561	0.031741	0.11582	2.314166	2.136823	0.177343	2.59410834	10.66446495	0.6392315	2.8557959	5.87837124
10/5/2018	0.143594	0.029525	0.114069	2.309281	2.12772	0.181561	2.5924809	10.88017654	0.64098471	2.8651214	5.87972307
10/6/2018	0.14075	0.028329	0.112421	2.331828	2.140149	0.191679	2.59675789	11.07285976	0.642658	2.8750746	5.89227867
10/7/2018	0.137971	0.027678	0.110293	2.357456	2.154033	0.203423	2.60264754	11.24672127	0.6442709	2.885951	5.90728378
10/8/2018	0.135569	0.025103	0.110466	2.381797	2.169428	0.212368	2.60885906	11.40476799	0.64585352	2.8976936	5.92744017
10/9/2018	0.133274	0.023079	0.110196	2.402058	2.18305	0.219008	2.61508226	11.54942894	0.6474309	2.9100869	5.94636106
10/10/2018	0.131118	0.023478	0.10764	2.419512	2.195289	0.224223	2.62132049	11.68262005	0.64896911	2.9229729	5.9597559
10/11/2018	0.129145	0.021817	0.107328	2.436012	2.207369	0.228642	2.62746167	11.80600071	0.65046835	2.9362559	5.97765493
10/12/2018	0.127077	0.022465	0.104611	2.445302	2.213847	0.231455	2.63346696	11.92081642	0.65192693	2.9498339	5.98994446
10/13/2018	0.125375	0.020988	0.104387	2.456518	2.223224	0.233294	2.63932276	12.02820396	0.65334618	2.963598	6.0067668
10/14/2018	0.123742	0.019808	0.103934	2.46508	2.231055	0.234024	2.64501715	12.12924957	0.65475452	2.9774606	6.02253819
10/15/2018	0.122157	0.020714	0.101443	2.470327	2.236413	0.233914	2.65065074	12.22466373	0.65612316	2.9913402	6.03338432
10/16/2018	0.120727	0.01954	0.101186	2.47453	2.241533	0.232997	2.65615797	12.31507206	0.65745509	3.005168	6.0487113
10/17/2018	0.119333	0.018581	0.100753	2.476175	2.245001	0.231174	2.66151381	12.40101433	0.65877616	3.0188727	6.06319952
10/18/2018	0.117983	0.017793	0.10019	2.475879	2.247122	0.228758	2.66679716	12.48288345	0.66008216	3.0323925	6.07712698
10/19/2018	0.116669	0.017132	0.099537	2.473476	2.247778	0.225698	2.67201924	12.56100273	0.66137034	3.045676	6.0906229
10/20/2018	0.115415	0.018179	0.097236	2.469461	2.247075	0.222387	2.67718744	12.6356287	0.66261905	3.0586867	6.10007715
10/21/2018	0.114236	0.018934	0.095303	2.463817	2.244961	0.218857	2.6822412	12.70697403	0.66381276	3.0714049	6.10994101
10/22/2018	0.113149	0.017944	0.095205	2.458115	2.242882	0.215234	2.68709373	12.77526379	0.66497958	3.0838177	6.12334299
10/23/2018	0.112074	0.017134	0.09494	2.451424	2.239956	0.211468	2.69180036	12.84070873	0.66614002	3.0959156	6.1359992
10/24/2018	0.111014	0.016464	0.09455	2.443799	2.236222	0.207578	2.6964469	12.90345764	0.66729003	3.1076877	6.14819574
10/25/2018	0.109972	0.015904	0.094068	2.435291	2.231712	0.203579	2.70104837	12.96363735	0.66842687	3.1191247	6.16003752
10/26/2018	0.108948	0.015429	0.093519	2.42594	2.226458	0.199482	2.70560098	13.02135372	0.66954857	3.130218	6.17157125
10/27/2018	0.107941	0.015021	0.092919	2.415783	2.220485	0.195299	2.71009827	13.07670021	0.6706537	3.1409607	6.18282366
10/28/2018	0.106878	0.015904	0.090974	2.402166	2.211558	0.190609	2.71454072	13.12966919	0.67172492	3.1513288	6.19098902
10/29/2018	0.105946	0.01653	0.089416	2.38967	2.203664	0.186007	2.71887994	13.18030739	0.67275059	3.1613057	6.19950771
10/30/2018	0.105053	0.015795	0.089258	2.377141	2.195585	0.181556	2.72305155	13.22875214	0.6737535	3.1709015	6.21076441
10/31/2018	0.103723	0.016386	0.087337	2.353284	2.176157	0.177127	2.72710061	13.27468395	0.67472881	3.1801236	6.21869802
11/1/2018	0.102852	0.015578	0.087274	2.342423	2.168721	0.173702	2.37322807	13.12602806	0.67790627	3.1902113	5.40872765
11/2/2018	0.101852	0.014796	0.087055	2.330897	2.160697	0.1702	2.27262878	13.00013828	0.67966467	3.1999404	5.17973375
11/3/2018	0.100827	0.014122	0.086705	2.319122	2.152327	0.166794	2.24594879	12.89391994	0.68100131	3.2093203	5.12007332
11/4/2018	0.099798	0.01464	0.085158	2.306483	2.142892	0.163591	2.24083877	12.8046608	0.68219167	3.2183707	5.10716248
11/5/2018	0.098769	0.015039	0.08373	2.292529	2.13184	0.160689	2.24197721	12.72996044	0.68330795	3.2271187	5.10885715
11/6/2018	0.097737	0.015378	0.082359	2.27748	2.119128	0.158352	2.24484825	12.66771698	0.68437749	3.235605	5.11466742
11/7/2018	0.096948	0.015627	0.081321	2.267507	2.111084	0.156423	2.24814248	12.6163435	0.68541265	3.2438741	5.12165403
11/8/2018	0.096232	0.015811	0.080421	2.258406	2.103731	0.154675	2.25149012	12.57455349	0.68642145	3.2519541	5.1289115
11/9/2018	0.095505	0.015977	0.079529	2.248373	2.095054	0.153319	2.25479388	12.54102325	0.6874063	3.259872	5.13610983
11/10/2018	0.094869	0.015028	0.079841	2.240191	2.088259	0.151931	2.25801873	12.5146513	0.68838263	3.2676456	5.14568472
11/11/2018	0.094241	0.014272	0.079969	2.232528	2.081751	0.150777	2.26119232	12.49454021	0.68936294	3.275286	5.15469885
11/12/2018	0.093628	0.013671	0.079957	2.225336	2.075518	0.149818	2.26436305	12.47985554	0.69034302	3.2828131	5.16335201
11/13/2018	0.093023	0.013186	0.079838	2.218171	2.06932	0.148851	2.26753545	12.46986771	0.6913197	3.2902365	5.17174339
11/14/2018	0.092409	0.012779	0.07963	2.210224	2.062687	0.147537	2.27070284	12.46391487	0.6922906	3.2975438	5.17994404
11/15/2018	0.091798	0.01244	0.079357	2.201971	2.055867	0.146104	2.27385712	12.46140385	0.69325387	3.3047175	5.18795586
11/16/2018	0.091192	0.012157	0.079035	2.193436	2.048866	0.14457	2.27699113	12.46182346	0.69420809	3.3117507	5.19579554
11/17/2018	0.090579	0.012904	0.077676	2.183881	2.040798	0.143083	2.28010988	12.46469212	0.69513971	3.3186419	5.20123816
11/18/2018	0.090022	0.012501	0.07752	2.17485	2.033481	0.14137	2.28317142	12.46962261	0.69605112	3.3253856	5.20918417
11/19/2018	0.089439	0.012152	0.077287	2.164763	2.025506	0.139257	2.2861588	12.47628498	0.69695652	3.3319571	5.21683931
11/20/2018	0.088857	0.011859	0.076998	2.154527	2.017376	0.13715	2.28911066	12.4843502	0.69785398	3.3383417	5.22428322
11/21/2018	0.088266	0.011604	0.076663	2.143723	2.008847	0.134876	2.29203439	12.493536	0.69874221	3.3445339	5.23157644
11/22/2018	0.087679	0.011385	0.076294	2.132804	2.000171	0.132632	2.29492927	12.5035944	0.69962019	3.350529	5.23871803
11/23/2018	0.0871	0.011199	0.0759	2.121887	1.991423	0.130464	2.29779267	12.51432228	0.70048726	3.3563318	5.24571419
11/24/2018	0.086489	0.011886	0.074603	2.109463	1.981032	0.12843	2.30063081	12.52548981	0.70133185	3.3619521	5.25064993
11/25/2018	0.085975	0.011589	0.074386	2.099192	1.972569	0.126623	2.30341005	12.53697586	0.70215636	3.3674047	5.25770664
11/26/2018	0.085113	0.012228	0.072885	2.078747	1.953827	0.12492	2.30612087	12.54836845	0.70295829	3.3727038	5.26245928
11/27/2018	0.084654	0.011843	0.072811	2.068742	1.945612	0.123131	2.30875969	12.55962276	0.70373946	3.3778505	5.26939726
11/28/2018	0.084193	0.012303	0.07189	2.058333	1.937068	0.121264	2.31133294	12.5710535	0.70450723	3.3828385	5.27424431
11/29/2018	0.083734	0.012637	0.071097	2.047189	1.927914	0.119275	2.31386304	12.58253479	0.70525247	3.3876603	5.27928209
11/30/2018	0.083291	0.012129	0.071162	2.036363	1.919059	0.117303	2.31631899	12.59397411	0.70598775	3.3923118	5.28608322
12/1/2018	0.080124	0.011711	0.068413	2.009601	1.910144	0.099457	2.32070374	12.6070919	0.70844787	3.4049461	5.29710102
12/2/2018	0.077151	0.012259	0.064892	1.985291	1.897289	0.088002	2.32747293	12.62274837	0.71073192	3.4151723	5.31137228
12/3/2018	0.074701	0.012799	0.061902	1.970876	1.889805	0.081071	2.33458376	12.63981438	0.71284562	3.4238837	5.32644749
12/4/2018	0.072609	0.013208	0.059401	1.961538	1.885545	0.075992	2.34143639	12.65786934	0.71481848	3.4316025	5.34122944
12/5/2018	0.070708	0.012684	0.058024	1.953645	1.881377	0.072267	2.34790874	12.67652893	0.71669203	3.4385917	5.35727978
12/6/2018	0.06895	0.012265	0.056685	1.946874	1.877302	0.069572	2.35405207	12.69544697	0.71849549	3.4450471	5.37233448
12/7/2018	0.06725	0.011892	0.055358	1.938662	1.871932	0.06673	2.35994077	12.71433067	0.72022986	3.4510419	5.38669968

Date	Lake TP (mg/L)	Lake DP (mg/L)	Lake OP (mg/L)	Lake TN (mg/L)	Lake DN (mg/L)	Lake ON (mg/L)	Porewater DP (mg/L)	Porewater DN (mg/L)	Sediment P (mg/g)	Sediment N (mg/g)	Sediment P flux (mg/m2/d)
12/8/2018	0.065663	0.011585	0.054079	1.93082	1.866369	0.064451	2.36559844	12.73293591	0.72189659	3.4566112	5.4003849
12/9/2018	0.064165	0.011321	0.052844	1.922697	1.860315	0.062382	2.37103677	12.7511034	0.72349811	3.4618187	5.41346598
12/10/2018	0.062719	0.011078	0.051641	1.913435	1.853288	0.060147	2.37626362	12.76867867	0.72503644	3.4666686	5.42601299
12/11/2018	0.061349	0.010866	0.050483	1.903913	1.845809	0.058104	2.38128519	12.785532	0.72651356	3.4711642	5.43801928
12/12/2018	0.06006	0.010683	0.049377	1.894353	1.838052	0.056301	2.38610911	12.80158138	0.72793204	3.4753411	5.44950676
12/13/2018	0.058846	0.010523	0.048322	1.884735	1.83005	0.054685	2.39074302	12.81678009	0.72929454	3.4792342	5.46050406
12/14/2018	0.057736	0.011048	0.046687	1.875227	1.821902	0.053325	2.39519405	12.83110523	0.73058784	3.4828804	5.46951056
12/15/2018	0.056719	0.010803	0.045916	1.865905	1.813779	0.052126	2.39943743	12.84456444	0.73181939	3.4863136	5.47980881
12/16/2018	0.055759	0.010598	0.045161	1.856666	1.805605	0.051061	2.40348387	12.8571806	0.73301131	3.4895582	5.48956156
12/17/2018	0.054838	0.010419	0.044418	1.847099	1.797149	0.04995	2.40738249	12.86896706	0.73416418	3.4926217	5.4989152
12/18/2018	0.053984	0.010275	0.043709	1.838007	1.788902	0.049105	2.41114998	12.87995338	0.73527914	3.4955218	5.50788927
12/19/2018	0.053179	0.010152	0.043027	1.828933	1.780625	0.048309	2.41479373	12.8901825	0.73635775	3.4982846	5.51653051
12/20/2018	0.052458	0.010663	0.041795	1.820187	1.77248	0.047707	2.41831851	12.8996973	0.73738688	3.5009296	5.52344513
12/21/2018	0.051829	0.011076	0.040753	1.811476	1.764208	0.047267	2.42169714	12.90854549	0.73835778	3.5034859	5.53024721
12/22/2018	0.051263	0.010797	0.040466	1.803406	1.75655	0.046856	2.42490602	12.91679382	0.73929447	3.5059693	5.53824949
12/23/2018	0.050714	0.010567	0.040147	1.795292	1.748888	0.046404	2.42798996	12.92450905	0.74021494	3.5083785	5.54585314
12/24/2018	0.050171	0.010371	0.0398	1.786861	1.741044	0.045817	2.43099928	12.93171787	0.74111748	3.5106993	5.55320644
12/25/2018	0.049654	0.01021	0.039444	1.778577	1.733285	0.045292	2.43394542	12.93844032	0.74200112	3.5129259	5.56033516
12/26/2018	0.049152	0.010073	0.03908	1.770181	1.725458	0.044723	2.43683028	12.94469833	0.74286538	3.5150597	5.56726789
12/27/2018	0.04869	0.010557	0.038133	1.760526	1.716023	0.044503	2.43965125	12.95045662	0.7436955	3.5171258	5.57262754
12/28/2018	0.048405	0.011101	0.037304	1.75159	1.705698	0.045892	2.44237828	12.95569515	0.74448007	3.5192831	5.57763577
12/29/2018	0.048356	0.011582	0.036774	1.749944	1.702423	0.047521	2.44498491	12.96077251	0.74522984	3.5216808	5.58251286
12/30/2018	0.048365	0.011301	0.037064	1.749353	1.700329	0.049024	2.44748735	12.96611118	0.74597305	3.524328	5.58889866
12/31/2018	0.0484	0.011093	0.037307	1.749514	1.699016	0.050498	2.44994831	12.97185421	0.74672878	3.5272114	5.59502125
1/1/2019	0.048431	0.011732	0.0367	1.745822	1.693511	0.052311	2.45242214	12.97793674	0.74747413	3.5303557	5.59923124
1/2/2019	0.048582	0.012213	0.036369	1.74679	1.693373	0.053417	2.4548769	12.98446274	0.74819493	3.5337303	5.60375881
1/3/2019	0.048708	0.012564	0.036143	1.746342	1.69254	0.053802	2.45727324	12.99162102	0.74890101	3.5372188	5.60844946
1/4/2019	0.048782	0.012106	0.036676	1.744894	1.691187	0.053708	2.45962048	12.99931431	0.74961406	3.5407238	5.61488628
1/5/2019	0.048792	0.011728	0.037064	1.742853	1.689457	0.053396	2.46196771	13.00743675	0.75034922	3.544189	5.62113857
1/6/2019	0.048725	0.011405	0.03732	1.739666	1.686964	0.052702	2.46436095	13.01586533	0.75109923	3.5475657	5.62736988
1/7/2019	0.048691	0.011876	0.036815	1.736151	1.683401	0.05275	2.46679735	13.0244627	0.7518416	3.5508838	5.63187838
1/8/2019	0.048892	0.012462	0.036429	1.736295	1.681304	0.054991	2.46923375	13.03324795	0.75256044	3.5543814	5.63612223
1/9/2019	0.049207	0.01213	0.037077	1.7415	1.684574	0.056926	2.47162962	13.0425539	0.75328517	3.5582113	5.64238262
1/10/2019	0.04945	0.011855	0.037595	1.745493	1.687384	0.058108	2.47403097	13.05261612	0.75403821	3.5622871	5.64852047
1/11/2019	0.049706	0.011658	0.038048	1.750386	1.690951	0.059435	2.4764967	13.06344414	0.75481427	3.5665588	5.65463114
1/12/2019	0.05001	0.011534	0.038476	1.756918	1.695761	0.061157	2.47903562	13.07510853	0.75561106	3.57107	5.6607399
1/13/2019	0.05028	0.012318	0.037961	1.760984	1.698586	0.062399	2.48164058	13.08757687	0.75640428	3.5758133	5.66491604
1/14/2019	0.050539	0.012051	0.038489	1.765408	1.702495	0.062913	2.48425698	13.10079575	0.75719666	3.5806906	5.67153215
1/15/2019	0.050711	0.011819	0.038892	1.768344	1.705498	0.062846	2.48687601	13.11471081	0.75801134	3.5855954	5.6780715
1/16/2019	0.050816	0.011621	0.039196	1.770283	1.707814	0.062469	2.48954201	13.12917042	0.75884235	3.5904555	5.68464327
1/17/2019	0.050859	0.011446	0.039412	1.771203	1.709382	0.061821	2.49225569	13.1440258	0.75968498	3.5952241	5.69126892
1/18/2019	0.050823	0.011282	0.039541	1.770639	1.709868	0.060771	2.49500585	13.15910912	0.76053482	3.5998471	5.69795418
1/19/2019	0.050711	0.011891	0.03882	1.766564	1.707012	0.059552	2.49777627	13.17415905	0.76136833	3.6042783	5.70291233
1/20/2019	0.050489	0.011549	0.038939	1.76079	1.703805	0.056984	2.50051069	13.18893719	0.76218557	3.6083953	5.70997
1/21/2019	0.050195	0.011248	0.038947	1.7541	1.699591	0.054509	2.50319529	13.20326996	0.76300496	3.6120968	5.71682072
1/22/2019	0.049938	0.011018	0.03892	1.749043	1.69602	0.053023	2.50586867	13.21703815	0.76382256	3.6154714	5.7234807
1/23/2019	0.04953	0.011412	0.038118	1.73764	1.686637	0.051003	2.50852823	13.22999477	0.76461798	3.618557	5.72867727
1/24/2019	0.049278	0.011126	0.038152	1.732265	1.682391	0.049874	2.51113343	13.24209976	0.76539308	3.6213827	5.73531199
1/25/2019	0.048862	0.010829	0.038034	1.723095	1.675573	0.047522	2.51367807	13.25343418	0.76616508	3.6239223	5.74183035
1/26/2019	0.04834	0.011021	0.037319	1.71109	1.666533	0.044557	2.51618743	13.2637682	0.76691496	3.6260273	5.74714613
1/27/2019	0.047749	0.011079	0.03667	1.696784	1.655455	0.041329	2.51862931	13.27287006	0.76762956	3.6276274	5.75261641
1/28/2019	0.047193	0.011153	0.03604	1.681882	1.642646	0.039236	2.52096939	13.28056049	0.7683112	3.628794	5.75781441
1/29/2019	0.046815	0.010796	0.03602	1.673146	1.634632	0.038514	2.52321124	13.28698158	0.76897579	3.6297317	5.7637763
1/30/2019	0.046584	0.010562	0.036022	1.668344	1.629103	0.039241	2.52539515	13.29250717	0.76963913	3.6306691	5.76932383
1/31/2019	0.046586	0.010463	0.036123	1.669329	1.627494	0.041835	2.52756834	13.29753971	0.77030408	3.6318755	5.77453518
2/1/2019	0.047022	0.011367	0.035656	1.679758	1.632306	0.047452	2.52975655	13.30271626	0.77095884	3.6337466	5.77748299
2/2/2019	0.047958	0.011468	0.036489	1.70157	1.645591	0.055979	2.53195238	13.30894756	0.77162206	3.6367624	5.78228664
2/3/2019	0.049058	0.012758	0.0363	1.72548	1.66157	0.06391	2.53418732	13.31703854	0.77230072	3.6411078	5.7844553
2/4/2019	0.050174	0.013817	0.036357	1.747287	1.677443	0.069845	2.53647113	13.32737827	0.77297521	3.6465697	5.78726435
2/5/2019	0.051209	0.014632	0.036578	1.765484	1.6918	0.073685	2.53876042	13.34003639	0.77365613	3.6528137	5.79064846
2/6/2019	0.052009	0.015217	0.036792	1.774523	1.698967	0.075556	2.5410583	13.35467434	0.77434731	3.6595085	5.7945776
2/7/2019	0.052702	0.015621	0.037081	1.781312	1.705124	0.076189	2.5433743	13.37088585	0.77505034	3.6663933	5.79896402
2/8/2019	0.053286	0.015865	0.03742	1.786534	1.710753	0.07578	2.54571772	13.3884573	0.77576822	3.6732831	5.80377913
2/9/2019	0.05379	0.01502	0.03877	1.793368	1.718567	0.0748	2.54810333	13.40724754	0.77652752	3.6800475	5.81119156
2/10/2019	0.054128	0.015244	0.038883	1.797541	1.724288	0.073253	2.55058908	13.42703152	0.77732211	3.686595	5.81637859
2/11/2019	0.054281	0.015358	0.038923	1.795753	1.724433	0.07132	2.5531714	13.44729328	0.77811891	3.6928489	5.82204342
2/12/2019	0.054388	0.015368	0.039021	1.794734	1.725653	0.069081	2.55578303	13.4676733	0.77891785	3.6987541	5.82801104
2/13/2019	0.054397	0.01449	0.039907	1.793521	1.726899	0.066622	2.55840778	13.48803234	0.77974033	3.7042687	5.83604622

Date	Lake TP (mg/L)	Lake DP (mg/L)	Lake OP (mg/L)	Lake TN (mg/L)	Lake DN (mg/L)	Lake ON (mg/L)	Porewater DP (mg/L)	Porewater DN (mg/L)	Sediment P (mg/g)	Sediment N (mg/g)	Sediment P flux (mg/m2/d)
2/14/2019	0.054248	0.013749	0.040499	1.790385	1.72646	0.063925	2.56108618	13.50813484	0.78059846	3.7093568	5.8438921
2/15/2019	0.053973	0.013119	0.040854	1.785689	1.724548	0.061142	2.56385279	13.52770996	0.78147852	3.7139931	5.85168457
2/16/2019	0.053629	0.013275	0.040354	1.77962	1.721114	0.058506	2.56668711	13.54652119	0.7823531	3.7181835	5.85782671
2/17/2019	0.053238	0.013355	0.039883	1.77138	1.715323	0.056057	2.56952333	13.56433868	0.78320175	3.7219563	5.864151
2/18/2019	0.052856	0.012736	0.04012	1.764759	1.710912	0.053847	2.57230282	13.58108044	0.78404343	3.7253466	5.87194681
2/19/2019	0.052431	0.012225	0.040207	1.757975	1.706053	0.051921	2.57505083	13.59675884	0.78489196	3.7283976	5.87942505
2/20/2019	0.051989	0.012413	0.039576	1.750347	1.700066	0.050281	2.57779956	13.61131477	0.78572536	3.7311561	5.88529778
2/21/2019	0.051569	0.011946	0.039624	1.743575	1.694708	0.048867	2.58051419	13.62475586	0.78654283	3.733664	5.89259863
2/22/2019	0.051125	0.011557	0.039568	1.736573	1.689015	0.047559	2.58318448	13.63713074	0.78735894	3.7359488	5.89961576
2/23/2019	0.050498	0.011865	0.038633	1.718878	1.67218	0.046697	2.58582878	13.64807796	0.78814876	3.7380552	5.90497589
2/24/2019	0.050201	0.011516	0.038685	1.714672	1.668153	0.04652	2.58840919	13.6577816	0.78891534	3.7400751	5.91169548
2/25/2019	0.049997	0.011272	0.038725	1.712952	1.665732	0.04722	2.59093213	13.66690636	0.78968328	3.7421353	5.91804504
2/26/2019	0.049904	0.011797	0.038106	1.713106	1.664571	0.048534	2.59344244	13.67567253	0.79043555	3.7443564	5.92259836
2/27/2019	0.049903	0.011561	0.038342	1.714941	1.664844	0.050097	2.59591961	13.6843071	0.79117721	3.7468078	5.92882204
2/28/2019	0.049921	0.012095	0.037826	1.716429	1.665148	0.051281	2.59836531	13.69297791	0.79191089	3.7494783	5.93320751
3/1/2019	0.049975	0.012526	0.037449	1.71757	1.665446	0.052124	2.60078216	13.70176506	0.79262114	3.7523091	5.93776417
3/2/2019	0.050016	0.012149	0.037867	1.718208	1.665607	0.052601	2.60314083	13.7107048	0.79333168	3.7552421	5.94404078
3/3/2019	0.050017	0.011842	0.038175	1.718415	1.665581	0.052835	2.60548425	13.71980095	0.79405957	3.7582278	5.95011997
3/4/2019	0.049969	0.011585	0.038384	1.717782	1.665061	0.052722	2.60785961	13.72902012	0.79479915	3.7612183	5.95616007
3/5/2019	0.049893	0.011373	0.03852	1.716816	1.664315	0.052501	2.61026859	13.73831654	0.79554611	3.7641768	5.96217251
3/6/2019	0.049811	0.011204	0.038607	1.715945	1.663601	0.052344	2.61270308	13.74765778	0.79629737	3.7670996	5.96814585
3/7/2019	0.049726	0.011068	0.038658	1.71515	1.662918	0.052232	2.61515498	13.75702763	0.79705083	3.7699959	5.97408104
3/8/2019	0.049628	0.010956	0.038673	1.714074	1.662045	0.05203	2.61761618	13.76640224	0.79780471	3.772862	5.97998571
3/9/2019	0.049487	0.010848	0.038639	1.711923	1.660458	0.051465	2.62007952	13.77573013	0.79855692	3.775661	5.98588419
3/10/2019	0.04949	0.011644	0.037846	1.709338	1.656111	0.053227	2.62253904	13.78489685	0.7992872	3.7785528	5.98970079
3/11/2019	0.049765	0.011544	0.038221	1.716187	1.660601	0.055586	2.62495947	13.79423237	0.80000615	3.7817743	5.99548292
3/12/2019	0.050135	0.011515	0.03862	1.725437	1.66701	0.058427	2.62735605	13.80426407	0.80074376	3.7854121	6.00104761
3/13/2019	0.051363	0.013195	0.038167	1.752326	1.683013	0.069314	2.62980843	13.81564903	0.80147892	3.7901578	6.00281811
3/14/2019	0.053971	0.015596	0.038375	1.812999	1.724071	0.088928	2.63232732	13.83023357	0.80220729	3.79737	6.00308847
3/15/2019	0.057213	0.018124	0.039089	1.884812	1.775069	0.109744	2.63490558	13.85011482	0.80295867	3.8078492	6.0032053
3/16/2019	0.06036	0.017909	0.042451	1.953216	1.827399	0.125817	2.63758063	13.87638283	0.80381233	3.821301	6.0098362
3/17/2019	0.063292	0.017818	0.045474	2.01791	1.879187	0.138723	2.6405201	13.90940666	0.80482513	3.8370776	6.01678658
3/18/2019	0.065733	0.017706	0.048027	2.071723	1.925289	0.146434	2.64388251	13.94896793	0.8059755	3.8544962	6.02475739
3/19/2019	0.067688	0.017552	0.050136	2.115225	1.965238	0.149986	2.6476593	13.99435806	0.80724007	3.8727953	6.03377438
3/20/2019	0.069391	0.017435	0.051955	2.154772	2.002352	0.15242	2.65180135	14.04480267	0.80860037	3.8915462	6.04354572
3/21/2019	0.070785	0.017308	0.053477	2.188554	2.035401	0.153154	2.65625691	14.09955597	0.81004161	3.9105208	6.05405807
3/22/2019	0.071811	0.01713	0.054681	2.214742	2.06311	0.151632	2.66097331	14.15775871	0.81154835	3.9293985	6.06528807
3/23/2019	0.072486	0.016897	0.055588	2.233765	2.085525	0.14824	2.66589785	14.21847439	0.81310517	3.9478462	6.07711887
3/24/2019	0.072916	0.018505	0.054411	2.246424	2.10289	0.143535	2.67097592	14.28076744	0.8146522	3.9656074	6.08507967
3/25/2019	0.073162	0.019563	0.053599	2.252589	2.114569	0.138019	2.67606068	14.34371471	0.81614691	3.982512	6.09431839
3/26/2019	0.073232	0.018541	0.05469	2.256225	2.124213	0.132012	2.68102837	14.40655994	0.81764716	3.9984567	6.10805845
3/27/2019	0.073042	0.017659	0.055382	2.256213	2.130469	0.125744	2.68596792	14.46869087	0.81919014	4.0133834	6.12141418
3/28/2019	0.072732	0.018381	0.054351	2.25399	2.134083	0.119907	2.69097853	14.52954006	0.82072175	4.027308	6.13125229
3/29/2019	0.07236	0.017437	0.054923	2.251048	2.136353	0.114694	2.69598007	14.58871078	0.8222394	4.0403185	6.14489222
3/30/2019	0.07188	0.016654	0.055225	2.247284	2.137221	0.110063	2.70094776	14.64594173	0.82377678	4.0525146	6.15808439
3/31/2019	0.071312	0.015997	0.055314	2.242587	2.136757	0.10583	2.70594358	14.70104408	0.82532132	4.0639772	6.17105293
4/1/2019	0.070673	0.015439	0.055234	2.236896	2.135028	0.101868	2.71095872	14.75388908	0.82686341	4.0747623	6.18383932
4/2/2019	0.069975	0.014957	0.055018	2.230176	2.132088	0.098088	2.71596956	14.80438805	0.82839543	4.0849075	6.19643974
4/3/2019	0.069229	0.014536	0.054693	2.222417	2.127989	0.094428	2.72095251	14.85248184	0.82991141	4.0944386	6.20883799
4/4/2019	0.068483	0.015294	0.053188	2.213299	2.122289	0.091009	2.7258842	14.89811802	0.83137906	4.1033854	6.21841192
4/5/2019	0.067829	0.015855	0.051975	2.204772	2.116674	0.088099	2.73068833	14.94131374	0.83277649	4.1118093	6.22814798
4/6/2019	0.067169	0.015169	0.051999	2.195649	2.110445	0.085204	2.73530221	14.9821434	0.83414268	4.1197534	6.24030447
4/7/2019	0.066482	0.014604	0.051878	2.186487	2.103835	0.082652	2.73978996	15.02066994	0.83550477	4.1272478	6.25189638
4/8/2019	0.06578	0.015146	0.050633	2.175449	2.095109	0.080339	2.74422407	15.05691242	0.83683044	4.1343398	6.26082516
4/9/2019	0.065139	0.014549	0.050589	2.166027	2.087831	0.078196	2.74856019	15.09097099	0.83812195	4.1410632	6.27214289
4/10/2019	0.064458	0.014046	0.050411	2.155955	2.079957	0.075998	2.75279331	15.12299442	0.83940625	4.1474271	6.28300762
4/11/2019	0.063806	0.014617	0.049189	2.144643	2.070024	0.074619	2.75697374	15.1530056	0.84065336	4.1534944	6.29128838
4/12/2019	0.063263	0.015075	0.048188	2.134294	2.06065	0.073644	2.76105332	15.18109894	0.84184295	4.1593637	6.29959774
4/13/2019	0.062724	0.014438	0.048286	2.124694	2.052774	0.07192	2.76497889	15.20750237	0.8430087	4.1650076	6.31006384
4/14/2019	0.062197	0.013931	0.048266	2.115931	2.045233	0.070698	2.76880789	15.23239326	0.84417492	4.1704059	6.32001257
4/15/2019	0.061621	0.014463	0.047159	2.102668	2.032637	0.070031	2.77260232	15.25570679	0.84531099	4.1756444	6.32749701
4/16/2019	0.061205	0.013954	0.047252	2.095298	2.025939	0.069359	2.77632117	15.27761364	0.84642005	4.180768	6.33719587
4/17/2019	0.060763	0.013534	0.047229	2.087579	2.019039	0.06854	2.77996278	15.29844666	0.84752947	4.1857638	6.34651327
4/18/2019	0.060316	0.014045	0.046271	2.07903	2.011586	0.067443	2.78357673	15.31825066	0.84861249	4.1905975	6.35363197
4/19/2019	0.059876	0.013572	0.046304	2.070171	2.003937	0.066234	2.78712201	15.33705425	0.84967083	4.1952376	6.36285067
4/20/2019	0.059399	0.013174	0.046225	2.060799	1.995906	0.064893	2.79059339	15.35487556	0.8507266	4.1996641	6.37172651
4/21/2019	0.058876	0.012829	0.046047	2.050492	1.987226	0.063266	2.79403329	15.37170219	0.85177428	4.2038436	6.38041019
4/22/2019	0.058335	0.012534	0.0458	2.039893	1.978233	0.06166	2.79744267	15.38751411	0.85280961	4.2077551	6.38890743

Date	Lake TP (mg/L)	Lake DP (mg/L)	Lake OP (mg/L)	Lake TN (mg/L)	Lake DN (mg/L)	Lake ON (mg/L)	Porewater DP (mg/L)	Porewater DN (mg/L)	Sediment P (mg/g)	Sediment N (mg/g)	Sediment P flux (mg/m2/d)
4/23/2019	0.05781	0.012293	0.045517	2.029721	1.969359	0.060362	2.80081463	15.40232372	0.85383004	4.2114253	6.39719677
4/24/2019	0.057318	0.0121	0.045218	2.020219	1.960798	0.059421	2.80414128	15.41618061	0.85483432	4.2149086	6.40527153
4/25/2019	0.05684	0.011938	0.044902	2.010844	1.952283	0.058561	2.80741906	15.42914391	0.85582167	4.2182412	6.41316223
4/26/2019	0.05637	0.012582	0.043787	1.998722	1.940627	0.058095	2.81064034	15.44116116	0.85677165	4.2214613	6.41907454
4/27/2019	0.056038	0.012338	0.0437	1.991011	1.933184	0.057827	2.81376386	15.45235157	0.85769033	4.224617	6.4268012
4/28/2019	0.055639	0.012965	0.042673	1.976522	1.918406	0.058116	2.81678843	15.46269608	0.85857999	4.2277694	6.43230009
4/29/2019	0.055529	0.012699	0.04283	1.972706	1.913648	0.059058	2.81972313	15.47241783	0.85944682	4.2310162	6.43964338
4/30/2019	0.055497	0.013441	0.042056	1.96755	1.906436	0.061114	2.82258821	15.48193932	0.86029714	4.2345009	6.44451475
5/1/2019	0.05363	0.013579	0.040051	1.966918	1.901728	0.06519	2.94747615	13.64480686	0.85738587	4.236228	6.70065069
5/2/2019	0.052277	0.013727	0.03855	1.976074	1.907799	0.068275	2.97112656	12.3187933	0.8551774	4.2376876	6.72927904
5/3/2019	0.051123	0.013897	0.037226	1.981539	1.910914	0.070625	2.97269845	11.36186695	0.85332465	4.2391696	6.71188545
5/4/2019	0.050141	0.012597	0.037544	1.990464	1.918439	0.072025	2.96978188	10.67153358	0.85175747	4.2407346	6.68812561
5/5/2019	0.049117	0.011547	0.03757	1.997246	1.924831	0.072414	2.9663384	10.1737709	0.8504613	4.2423487	6.6663847
5/6/2019	0.04822	0.012141	0.036078	2.003107	1.930223	0.072884	2.96327901	9.81510067	0.84942073	4.2439556	6.64815092
5/7/2019	0.047441	0.012568	0.034873	2.006858	1.934147	0.07271	2.9607904	9.556876183	0.84860671	4.2455225	6.63335657
5/8/2019	0.046729	0.012839	0.03389	2.008829	1.936914	0.071915	2.95886374	9.371170998	0.84798694	4.2470069	6.62157536
5/9/2019	0.046078	0.013244	0.032833	1.996261	1.923378	0.072883	2.95743966	9.237802505	0.84753203	4.2484059	6.61234331
5/10/2019	0.045753	0.012091	0.033663	2.004254	1.93063	0.073624	2.95645595	9.142216682	0.84721977	4.249804	6.60525084
5/11/2019	0.045253	0.011136	0.034117	2.009184	1.93603	0.073154	2.9558692	9.073926926	0.84703845	4.2512369	6.59998226
5/12/2019	0.044702	0.010369	0.034333	2.013427	1.940788	0.072639	2.95565438	9.025354385	0.84697795	4.2526445	6.59630442
5/13/2019	0.044097	0.009739	0.034358	2.016438	1.944572	0.071866	2.95578361	8.990998268	0.84702456	4.2539687	6.59401131
5/14/2019	0.043401	0.009196	0.034205	2.017179	1.946704	0.070475	2.95622087	8.966861725	0.8471629	4.2551613	6.59290457
5/15/2019	0.042577	0.008697	0.03388	2.014781	1.946537	0.068243	2.95692396	8.950027466	0.84737736	4.256144	6.59279537
5/16/2019	0.041758	0.008278	0.03348	2.012067	1.945647	0.06642	2.95784712	8.938351631	0.84765255	4.2568426	6.59350204
5/17/2019	0.040998	0.009133	0.031866	2.006301	1.941342	0.064959	2.95894051	8.930265427	0.84797114	4.2572451	6.59485006
5/18/2019	0.040454	0.009809	0.030645	2.003796	1.939651	0.064145	2.96014619	8.92464447	0.84831262	4.2573991	6.59665823
5/19/2019	0.040053	0.009173	0.030879	2.003606	1.939451	0.064154	2.96140885	8.920705795	0.84866369	4.25739	6.5987606
5/20/2019	0.039604	0.009825	0.029778	2.000067	1.936614	0.063452	2.96269298	8.917921066	0.84901941	4.2572885	6.60104465
5/21/2019	0.039194	0.00914	0.030054	1.997764	1.935008	0.062756	2.96398139	8.91592598	0.84937584	4.2571001	6.60344601
5/22/2019	0.038899	0.009944	0.028955	1.987661	1.924024	0.063638	2.96526146	8.914465904	0.84972978	4.2568512	6.60591602
5/23/2019	0.038973	0.010715	0.028258	1.987034	1.921282	0.065752	2.96652031	8.91339016	0.85007554	4.2566738	6.60840797
5/24/2019	0.039291	0.011536	0.027755	1.983482	1.914556	0.068926	2.9677403	8.912668228	0.85040742	4.2567506	6.61086988
5/25/2019	0.040011	0.012371	0.027639	1.993598	1.920508	0.07309	2.96890879	8.912359238	0.8507244	4.2572594	6.61326122
5/26/2019	0.040648	0.012984	0.027664	2.000521	1.92538	0.075141	2.97002602	8.912569046	0.85102874	4.2582784	6.61557484
5/27/2019	0.041284	0.013456	0.027828	2.009624	1.933253	0.076371	2.97110057	8.913370132	0.85132438	4.259717	6.61782312
5/28/2019	0.041983	0.01395	0.028033	2.016757	1.938494	0.078263	2.97214556	8.914769173	0.85161555	4.2614598	6.62003088
5/29/2019	0.042607	0.014373	0.028234	2.01834	1.938708	0.079632	2.97317505	8.916737556	0.851906	4.2634711	6.62222576
5/30/2019	0.043363	0.014859	0.028504	2.021864	1.939821	0.082043	2.97420192	8.919244766	0.85219872	4.2657576	6.62443304
5/31/2019	0.044211	0.013596	0.030615	2.039021	1.954612	0.084409	2.97524357	8.92228508	0.85250181	4.2683635	6.62668848
6/1/2019	0.046446	0.012573	0.033873	2.069711	1.967464	0.102247	5.08450985	10.19924164	0.83630699	4.2560658	11.4522705
6/2/2019	0.048541	0.013508	0.035033	2.096169	1.979581	0.116589	5.50647736	11.1069479	0.82855445	4.2448959	12.3936291
6/3/2019	0.050374	0.012503	0.037871	2.117837	1.991004	0.126834	5.5698905	11.75207138	0.82286495	4.2349482	12.5143661
6/4/2019	0.051885	0.011672	0.040213	2.134079	2.00037	0.133708	5.55823565	12.21068764	0.81789148	4.2261267	12.467186
6/5/2019	0.053033	0.012718	0.040315	2.13229	1.993573	0.138717	5.53209066	12.53695393	0.81334859	4.2182531	12.3908186
6/6/2019	0.054287	0.01183	0.042457	2.145007	2.002445	0.142562	5.50443602	12.76935482	0.80916846	4.2111435	12.3143854
6/7/2019	0.055257	0.011078	0.044179	2.153408	2.009079	0.144329	5.4780488	12.93520451	0.80532682	4.2046294	12.2436247
6/8/2019	0.056027	0.010452	0.045575	2.159288	2.014311	0.144977	5.45349455	13.05385876	0.80180609	4.1985536	12.1792974
6/9/2019	0.056709	0.011454	0.045255	2.163829	2.018601	0.145228	5.43083858	13.13901329	0.79858601	4.192781	12.1211147
6/10/2019	0.057245	0.010696	0.046549	2.166088	2.021596	0.144492	5.41001081	13.20034313	0.79564387	4.1872063	12.0685577
6/11/2019	0.057497	0.010009	0.047488	2.16372	2.021679	0.142041	5.39090204	13.24467182	0.79295778	4.1817317	12.0210867
6/12/2019	0.05752	0.009388	0.048132	2.157839	2.019341	0.138499	5.37339306	13.27679062	0.79050684	4.1762533	11.9781933
6/13/2019	0.057218	0.010141	0.047077	2.138069	2.003621	0.134448	5.35735893	13.30003738	0.78826874	4.1706719	11.9394026
6/14/2019	0.057022	0.009383	0.047639	2.128964	1.998685	0.130279	5.34266663	13.31672859	0.78622097	4.1649122	11.9042578
6/15/2019	0.056654	0.009797	0.046857	2.116214	1.990745	0.125468	5.32918215	13.32846451	0.78434277	4.1589179	11.8723288
6/16/2019	0.056296	0.010164	0.046132	2.101948	1.980069	0.121879	5.31677723	13.3363533	0.78261435	4.1526556	11.8432236
6/17/2019	0.055955	0.009305	0.04665	2.091549	1.973098	0.118451	5.30533075	13.34117413	0.78101772	4.1461225	11.8165884
6/18/2019	0.05554	0.008594	0.046947	2.080834	1.965601	0.115234	5.29473448	13.34348488	0.77953839	4.1393328	11.7921114
6/19/2019	0.055092	0.008012	0.04708	2.070435	1.95799	0.112445	5.28489685	13.3436985	0.77816373	4.1323032	11.7695341
6/20/2019	0.054563	0.008618	0.045946	2.054019	1.943742	0.110277	5.27573442	13.34212875	0.77688098	4.1250582	11.7486267
6/21/2019	0.054163	0.008018	0.046145	2.044985	1.936657	0.108328	5.26716471	13.33902073	0.77567762	4.1176276	11.7291689
6/22/2019	0.05375	0.008513	0.045237	2.035517	1.929051	0.106466	5.25910997	13.33457375	0.77454287	4.1100392	11.7109585
6/23/2019	0.053309	0.008875	0.044434	2.023637	1.919112	0.104524	5.25149918	13.32894802	0.77346653	4.1023111	11.6938143
6/24/2019	0.052904	0.008174	0.044729	2.014193	1.911416	0.102777	5.24426794	13.32227325	0.77243972	4.0944557	11.6775761
6/25/2019	0.052422	0.008642	0.04378	1.998336	1.896697	0.101639	5.23736095	13.31465435	0.77145553	4.0864878	11.6621037
6/26/2019	0.052107	0.00896	0.043147	1.990302	1.889602	0.1007	5.23073006	13.30618191	0.77050698	4.0784292	11.6472797
6/27/2019	0.051757	0.008225	0.043533	1.981975	1.882543	0.099432	5.22433233	13.29693794	0.76958829	4.0702991	11.6330004
6/28/2019	0.05143	0.008628	0.042803	1.972859	1.873994	0.098865	5.21813202	13.28699589	0.76869535	4.0621099	11.6191778
6/29/2019	0.051185	0.007988	0.043196	1.967228	1.868578	0.09865	5.21210098	13.27642059	0.76782447	4.0538816	11.6057453

Date	Lake TP (mg/L)	Lake DP (mg/L)	Lake OP (mg/L)	Lake TN (mg/L)	Lake DN (mg/L)	Lake ON (mg/L)	Porewater DP (mg/L)	Porewater DN (mg/L)	Sediment P (mg/g)	Sediment N (mg/g)	Sediment P flux (mg/m2/d)
6/30/2019	0.050875	0.007455	0.04342	1.960658	1.862647	0.098012	5.20621681	13.26527882	0.7669732	4.0456338	11.5926495
7/1/2019	0.050585	0.008059	0.042526	1.951577	1.853489	0.098088	5.20046186	13.25363064	0.76613909	4.0373793	11.5798473
7/2/2019	0.050436	0.008534	0.041901	1.947576	1.849186	0.09839	5.19481611	13.24153233	0.76531833	4.0291357	11.5672922
7/3/2019	0.050228	0.009005	0.041223	1.936023	1.837074	0.098949	5.18925524	13.22904396	0.76450723	4.020926	11.5549278
7/4/2019	0.050252	0.009377	0.040875	1.934763	1.834789	0.099974	5.18375731	13.21622658	0.76370287	4.012773	11.5427046
7/5/2019	0.050333	0.008671	0.041661	1.935282	1.83394	0.101343	5.17830515	13.20314598	0.76290417	4.0047026	11.5305815
7/6/2019	0.050547	0.009308	0.041238	1.938253	1.834384	0.103869	5.172894	13.1898737	0.76211119	3.9967494	11.518548
7/7/2019	0.050797	0.008699	0.042098	1.942611	1.836451	0.10616	5.16752243	13.17649269	0.76132399	3.9889534	11.5066023
7/8/2019	0.050917	0.008179	0.042738	1.944433	1.837236	0.107197	5.16219282	13.16308784	0.76054347	3.9813325	11.49475
7/9/2019	0.050919	0.007729	0.043191	1.943995	1.836757	0.107239	5.15691042	13.14972115	0.75977093	3.973865	11.4830017
7/10/2019	0.050825	0.008392	0.042433	1.939811	1.833189	0.106623	5.15168047	13.13640881	0.75900608	3.9665048	11.4713707
7/11/2019	0.050692	0.007833	0.042859	1.93601	1.830617	0.105392	5.14649868	13.12312889	0.75824761	3.9592004	11.4598465
7/12/2019	0.050504	0.007371	0.043133	1.931688	1.827595	0.104092	5.14136076	13.109828	0.75749511	3.9519053	11.4484205
7/13/2019	0.050218	0.006962	0.043257	1.925647	1.82338	0.102268	5.13626432	13.09643745	0.7567488	3.9445817	11.4370861
7/14/2019	0.049839	0.006593	0.043246	1.917914	1.81793	0.099984	5.13120937	13.08288097	0.75600845	3.9371948	11.4258432
7/15/2019	0.049429	0.007154	0.042275	1.908971	1.811293	0.097679	5.12619209	13.06907749	0.75527281	3.9297118	11.4146833
7/16/2019	0.048998	0.006695	0.042303	1.89986	1.804542	0.095318	5.12120295	13.05494785	0.75453991	3.9221096	11.4035864
7/17/2019	0.048537	0.007125	0.041412	1.889947	1.797019	0.092929	5.11623001	13.04042339	0.7538082	3.9143734	11.3925228
7/18/2019	0.048115	0.007595	0.04052	1.876041	1.784229	0.091812	5.1112628	13.02545166	0.75307572	3.9065051	11.3814707
7/19/2019	0.047872	0.00813	0.039742	1.864043	1.771623	0.092421	5.10628653	13.01000786	0.75234008	3.8985417	11.3703957
7/20/2019	0.047824	0.00757	0.040254	1.862889	1.769696	0.093193	5.10128975	12.99411678	0.7516005	3.8905463	11.359273
7/21/2019	0.047807	0.007144	0.040662	1.862972	1.76868	0.094292	5.09627151	12.97784519	0.75085825	3.8825755	11.3480997
7/22/2019	0.047776	0.006807	0.040969	1.862985	1.767789	0.095196	5.09123898	12.96127701	0.75011516	3.8746669	11.3368931
7/23/2019	0.047694	0.006521	0.041173	1.861969	1.766395	0.095575	5.08620262	12.94449711	0.74937254	3.866837	11.3256779
7/24/2019	0.047558	0.006272	0.041285	1.859795	1.764349	0.095446	5.08116913	12.92756844	0.74863112	3.8590803	11.3144684
7/25/2019	0.047355	0.006045	0.04131	1.856199	1.761425	0.094774	5.07614422	12.91052914	0.74789137	3.8513758	11.3032789
7/26/2019	0.04707	0.005826	0.041244	1.8508	1.757321	0.093479	5.0711298	12.89338684	0.74715328	3.8436923	11.2921133
7/27/2019	0.046692	0.005606	0.041087	1.843369	1.751823	0.091546	5.06612587	12.87612152	0.74641669	3.8359914	11.2809715
7/28/2019	0.046247	0.005392	0.040855	1.834557	1.745269	0.089287	5.061131	12.8586874	0.74568111	3.8282318	11.2698498
7/29/2019	0.045795	0.005979	0.039816	1.824939	1.737793	0.087146	5.05614042	12.8410244	0.74494535	3.82038	11.2587376
7/30/2019	0.045372	0.006416	0.038956	1.815588	1.730439	0.085149	5.05114412	12.82306862	0.74420726	3.8124173	11.247611
7/31/2019	0.04471	0.005894	0.038816	1.800538	1.71937	0.081168	5.04613066	12.80475998	0.74346513	3.8043199	11.2364464
8/1/2019	0.04407	0.005475	0.038596	1.786796	1.708721	0.078075	5.04109097	12.78603077	0.7427187	3.7960489	11.2252207
8/2/2019	0.043425	0.005124	0.038301	1.773399	1.698	0.075399	5.03602314	12.76680946	0.74196815	3.7875845	11.2139311
8/3/2019	0.042761	0.004822	0.037939	1.759835	1.68694	0.072895	5.03092813	12.74703884	0.74121332	3.7789314	11.2025805
8/4/2019	0.042127	0.004578	0.037549	1.747182	1.676249	0.070933	5.02580261	12.72668743	0.74045402	3.7701039	11.1911602
8/5/2019	0.04158	0.004405	0.037175	1.736641	1.66676	0.069881	5.02064705	12.70574856	0.73968989	3.7611287	11.1796722
8/6/2019	0.040983	0.005076	0.035907	1.71477	1.645109	0.06966	5.01545668	12.68424511	0.73891997	3.7520485	11.1681061
8/7/2019	0.040692	0.00487	0.035822	1.709173	1.638983	0.07019	5.01022482	12.66223145	0.73814303	3.7429166	11.1564465
8/8/2019	0.040431	0.004712	0.035719	1.704174	1.633391	0.070783	5.00494623	12.63978767	0.73735911	3.7337837	11.144681
8/9/2019	0.040155	0.004574	0.035581	1.698604	1.627587	0.071017	4.99962378	12.6170063	0.73656905	3.7246838	11.1328173
8/10/2019	0.039795	0.004423	0.035372	1.690908	1.620526	0.070382	4.99426031	12.59396935	0.7357735	3.7156227	11.1208611
8/11/2019	0.039448	0.005034	0.034414	1.679204	1.609003	0.0702	4.9888587	12.57073498	0.73497236	3.7065904	11.10882
8/12/2019	0.039118	0.005404	0.033714	1.67072	1.601462	0.069258	4.98341608	12.54733467	0.73416442	3.6975746	11.0966873
8/13/2019	0.038826	0.005793	0.033033	1.65871	1.589715	0.068995	4.9779253	12.52378654	0.73334855	3.6885648	11.0844469
8/14/2019	0.038817	0.006204	0.032613	1.656903	1.586593	0.07031	4.97238111	12.50010204	0.73252422	3.6795733	11.0720863
8/15/2019	0.038864	0.005829	0.033035	1.65634	1.584543	0.071797	4.96678209	12.47631359	0.73169202	3.6706414	11.0596027
8/16/2019	0.038853	0.005514	0.033339	1.654658	1.582006	0.072652	4.96113396	12.45247269	0.73085386	3.6618037	11.0470095
8/17/2019	0.038748	0.005932	0.032816	1.649727	1.577141	0.072586	4.95544767	12.42863464	0.73001122	3.6530628	11.0343313
8/18/2019	0.038635	0.006259	0.032376	1.643357	1.57102	0.072336	4.94972849	12.40483093	0.72916406	3.6443973	11.0215807
8/19/2019	0.038549	0.006495	0.032053	1.638528	1.566523	0.072005	4.94397736	12.38106537	0.72831196	3.635783	11.0087595
8/20/2019	0.038387	0.005967	0.03242	1.632498	1.561419	0.071078	4.93819427	12.35732746	0.72745532	3.627198	10.9958677
8/21/2019	0.038248	0.006275	0.031973	1.624436	1.553572	0.070864	4.93238163	12.33359241	0.72659498	3.6186249	10.9829111
8/22/2019	0.0381	0.006449	0.031651	1.61788	1.547713	0.070167	4.92654467	12.30983353	0.72573113	3.6100566	10.9699001
8/23/2019	0.037797	0.005863	0.031934	1.608777	1.540571	0.068206	4.92068243	12.28602409	0.72486389	3.601476	10.9568348
8/24/2019	0.037528	0.005407	0.032121	1.601364	1.534337	0.067027	4.91480064	12.26212788	0.72399431	3.5928543	10.9437256
8/25/2019	0.037136	0.004991	0.032145	1.591526	1.526426	0.0651	4.90890408	12.2380991	0.72312361	3.5841713	10.9305849
8/26/2019	0.036937	0.005496	0.031441	1.579999	1.514208	0.065791	4.90299892	12.21390057	0.72225177	3.5754316	10.9174252
8/27/2019	0.036812	0.005888	0.030925	1.571316	1.504909	0.066407	4.89708328	12.18952179	0.72137773	3.5666754	10.9042444
8/28/2019	0.036662	0.005446	0.031215	1.566671	1.500643	0.066028	4.89115191	12.16498852	0.72050101	3.5579383	10.8910275
8/29/2019	0.036391	0.005047	0.031344	1.559629	1.494798	0.064831	4.88520479	12.14032936	0.71962243	3.5492165	10.8777771
8/30/2019	0.036051	0.004698	0.031353	1.551382	1.488057	0.063326	4.87924719	12.11555481	0.71874297	3.5404825	10.8645029
8/31/2019	0.035785	0.005047	0.030738	1.543257	1.480491	0.062766	4.87328291	12.09065342	0.71786261	3.5317163	10.8512154
9/1/2019	0.035413	0.005187	0.030226	1.53355	1.472538	0.061012	4.86730957	12.06560802	0.7169804	3.5229101	10.8379078
9/2/2019	0.035165	0.005434	0.029732	1.52383	1.463132	0.060698	4.86132145	12.04039955	0.71609527	3.5140591	10.8245668
9/3/2019	0.034881	0.005518	0.029363	1.515831	1.456237	0.059594	4.85531282	12.01501656	0.71520644	3.5051682	10.8111801
9/4/2019	0.034879	0.005161	0.029718	1.515134	1.45416	0.060974	4.84928083	11.98946095	0.71431404	3.4962604	10.7977409
9/5/2019	0.035022	0.004938	0.030084	1.518171	1.454775	0.063396	4.84322786	11.96376705	0.71341944	3.4873934	10.784255

Date	Lake TP (mg/L)	Lake DP (mg/L)	Lake OP (mg/L)	Lake TN (mg/L)	Lake DN (mg/L)	Lake ON (mg/L)	Porewater DP (mg/L)	Porewater DN (mg/L)	Sediment P (mg/g)	Sediment N (mg/g)	Sediment P flux (mg/m2/d)
9/6/2019	0.034997	0.0047	0.030297	1.517081	1.453	0.064081	4.83716297	11.93800545	0.71252418	3.4786239	10.7707424
9/7/2019	0.035028	0.004535	0.030493	1.517502	1.452345	0.065157	4.83109426	11.91225433	0.71162939	3.4699674	10.7572222
9/8/2019	0.035034	0.005049	0.029984	1.516503	1.450729	0.065775	4.82502842	11.88657665	0.71073532	3.4614203	10.7437096
9/9/2019	0.034964	0.00477	0.030194	1.513816	1.448283	0.065533	4.81896591	11.8610096	0.70984173	3.4529688	10.7302055
9/10/2019	0.03511	0.005392	0.029717	1.513302	1.445967	0.067336	4.81290627	11.83557224	0.70894831	3.4446034	10.7167082
9/11/2019	0.03564	0.006109	0.029532	1.524192	1.452774	0.071418	4.80684614	11.81029224	0.70805466	3.4363656	10.7032099
9/12/2019	0.036852	0.00612	0.030732	1.551306	1.470892	0.080414	4.80078697	11.78525352	0.70716137	3.4283764	10.6897144
9/13/2019	0.038924	0.008697	0.030227	1.566293	1.467913	0.098379	4.794734	11.76066113	0.70626998	3.4208844	10.6762333
9/14/2019	0.041552	0.008775	0.032776	1.625208	1.511066	0.114142	4.78869772	11.73688793	0.70538265	3.4142067	10.6627903
9/15/2019	0.043391	0.008623	0.034768	1.664196	1.542611	0.121585	4.78269815	11.71438503	0.70450413	3.408493	10.6494322
9/16/2019	0.044885	0.00989	0.034995	1.692419	1.566661	0.125757	4.77676487	11.6934967	0.70363867	3.4036393	10.6362238
9/17/2019	0.046374	0.009459	0.036914	1.722909	1.593371	0.129538	4.77091885	11.67435646	0.70278811	3.3994548	10.6232147
9/18/2019	0.047767	0.009141	0.038626	1.752513	1.619594	0.132919	4.76517725	11.65692711	0.70195502	3.3957908	10.6104431
9/19/2019	0.04905	0.008901	0.040149	1.78063	1.644879	0.135752	4.7595582	11.64108849	0.70114255	3.3925457	10.5979481
9/20/2019	0.050181	0.0087	0.041481	1.80606	1.668372	0.137688	4.75408077	11.62668228	0.70035279	3.3896401	10.5857735
9/21/2019	0.05107	0.008484	0.042585	1.82642	1.68843	0.13799	4.74875689	11.61353779	0.69958687	3.3869939	10.573946
9/22/2019	0.051724	0.009767	0.041957	1.836139	1.698481	0.137658	4.74359035	11.60146427	0.69884396	3.3845198	10.5624733
9/23/2019	0.052663	0.009384	0.043279	1.858285	1.719133	0.139151	4.7385745	11.5902729	0.69812196	3.3821583	10.5513391
9/24/2019	0.05345	0.00906	0.04439	1.877667	1.737843	0.139825	4.73370218	11.57979679	0.6974206	3.3798933	10.5405264
9/25/2019	0.054048	0.008758	0.04529	1.893287	1.753891	0.139396	4.72897148	11.56990623	0.69674069	3.377708	10.5300303
9/26/2019	0.054555	0.008508	0.046047	1.907528	1.768699	0.138829	4.72438622	11.56048584	0.69608223	3.3755655	10.5198593
9/27/2019	0.055031	0.008321	0.04671	1.921792	1.783161	0.13863	4.71994495	11.55142975	0.69544476	3.373436	10.5100107
9/28/2019	0.055355	0.009657	0.045698	1.927404	1.788991	0.138413	4.7156415	11.54264259	0.69482642	3.3713074	10.5004692
9/29/2019	0.056041	0.010947	0.045093	1.942053	1.80113	0.140923	4.71145868	11.53406143	0.69422317	3.3691983	10.4911957
9/30/2019	0.056983	0.012074	0.044909	1.964504	1.82006	0.144444	4.70737314	11.52567482	0.69363117	3.3671746	10.4821377
10/1/2019	0.156363	0.047002	0.109361	2.252801	2.108285	0.144516	3.38969326	11.8754549	0.70165104	3.3723507	7.6685276
10/2/2019	0.152817	0.041622	0.111195	2.253448	2.10152	0.151927	3.01135206	12.19257259	0.70527333	3.3779385	6.81291008
10/3/2019	0.149572	0.037729	0.111843	2.27297	2.108584	0.164386	2.90568542	12.4715538	0.70740032	3.3844259	6.5794301
10/4/2019	0.146697	0.034765	0.111933	2.296861	2.120967	0.175894	2.87919807	12.71853065	0.70909041	3.3919628	6.52546406
10/5/2019	0.143925	0.030658	0.113266	2.319026	2.133397	0.185629	2.8756938	12.93835449	0.71066594	3.4004245	6.52684546
10/6/2019	0.140939	0.029312	0.111627	2.336205	2.141639	0.194566	2.87890244	13.13484383	0.71219617	3.409694	6.53729582
10/7/2019	0.138465	0.026451	0.112014	2.35915	2.156043	0.203107	2.88405037	13.31149578	0.71369594	3.4197123	6.55566931
10/8/2019	0.136097	0.024213	0.111884	2.379312	2.16941	0.209902	2.88971019	13.47142601	0.71519226	3.4303832	6.57378769
10/9/2019	0.133831	0.022435	0.111396	2.395242	2.180748	0.214494	2.89552808	13.61698627	0.71667624	3.4415386	6.5912137
10/10/2019	0.131671	0.021013	0.110659	2.407502	2.190203	0.217299	2.90136933	13.75010681	0.71814114	3.4530101	6.60787678
10/11/2019	0.129592	0.021668	0.107925	2.416352	2.197315	0.219037	2.90718484	13.87238216	0.71955925	3.4646764	6.61971569
10/12/2019	0.127724	0.020383	0.107341	2.424724	2.204652	0.220072	2.91286731	13.98522472	0.72093326	3.4764614	6.63569927
10/13/2019	0.125948	0.01936	0.106587	2.431443	2.210993	0.220451	2.91837883	14.08987808	0.72228819	3.4883063	6.6506896
10/14/2019	0.124231	0.020253	0.103979	2.435382	2.215174	0.220208	2.92380309	14.18731022	0.72359842	3.5001559	6.66108608
10/15/2019	0.122692	0.019222	0.10347	2.439042	2.219572	0.21947	2.92907906	14.27838135	0.72486746	3.5119627	6.67555523
10/16/2019	0.121206	0.018377	0.102829	2.440475	2.222545	0.217929	2.93418574	14.3638382	0.72612011	3.5236716	6.68920803
10/17/2019	0.119772	0.017677	0.102095	2.439906	2.22418	0.215726	2.93919897	14.44424725	0.72735322	3.5352218	6.70231438
10/18/2019	0.118389	0.01709	0.101298	2.437527	2.224553	0.212974	2.94413257	14.52007675	0.72856474	3.5465627	6.71497917
10/19/2019	0.117052	0.016591	0.100461	2.433496	2.22373	0.209766	2.94898415	14.59171867	0.72975355	3.5576527	6.72725487
10/20/2019	0.115773	0.017576	0.098197	2.427455	2.221445	0.20601	2.95376039	14.65948296	0.73090136	3.5684502	6.7359519
10/21/2019	0.114561	0.016896	0.097665	2.420186	2.218219	0.201967	2.9583993	14.72363186	0.73201239	3.5789211	6.74815464
10/22/2019	0.113195	0.017647	0.095548	2.407073	2.209656	0.197417	2.96288991	14.78423691	0.73308855	3.5890326	6.75673389
10/23/2019	0.112103	0.018154	0.093949	2.397444	2.204503	0.192941	2.96724796	14.84150314	0.73411661	3.5987673	6.76556921
10/24/2019	0.111038	0.018529	0.09251	2.386971	2.198116	0.188856	2.97143292	14.89575672	0.7351054	3.608144	6.77430916
10/25/2019	0.110062	0.017546	0.092516	2.37735	2.192457	0.184894	2.97544622	14.9471941	0.73607498	3.6171837	6.78577185
10/26/2019	0.109088	0.016741	0.092347	2.367216	2.186256	0.18096	2.97934651	14.99601841	0.73704094	3.6258924	6.79656649
10/27/2019	0.107357	0.017382	0.089975	2.339677	2.162123	0.177554	2.98320007	15.04174805	0.73797309	3.6342928	6.80393505
10/28/2019	0.106575	0.016627	0.089948	2.333037	2.157829	0.175209	2.98694849	15.08471107	0.73887366	3.6424494	6.8142662
10/29/2019	0.105668	0.01718	0.088488	2.322124	2.149672	0.172452	2.9905901	15.12572479	0.73975426	3.650388	6.82135248
10/30/2019	0.104943	0.016431	0.088512	2.314696	2.144705	0.169991	2.99414396	15.16490459	0.74061543	3.6581044	6.83122349
10/31/2019	0.103127	0.01702	0.086107	2.280462	2.113715	0.166747	2.99760056	15.20155525	0.7414453	3.6655784	6.83780289
11/1/2019	0.102396	0.017311	0.085085	2.272869	2.108327	0.164542	2.60782909	15.01413059	0.74467945	3.6742015	5.94295359
11/2/2019	0.101599	0.017391	0.084208	2.265753	2.103343	0.16241	2.49644876	14.8539896	0.74633443	3.6825621	5.68725109
11/3/2019	0.100797	0.016298	0.084499	2.258842	2.098516	0.160326	2.466259	14.71755409	0.74752718	3.690675	5.62049866
11/4/2019	0.099996	0.016511	0.083486	2.251832	2.093261	0.158571	2.45975041	14.60168457	0.74857688	3.6985641	5.60507965
11/5/2019	0.099236	0.015573	0.083663	2.245106	2.088305	0.156801	2.46013212	14.50365353	0.74957585	3.7062495	5.60810661
11/6/2019	0.098472	0.014812	0.08366	2.238056	2.083062	0.154994	2.46248722	14.42109585	0.75056422	3.7137358	5.6152544
11/7/2019	0.097742	0.015266	0.082476	2.231263	2.07778	0.153483	2.46543455	14.35194016	0.75153267	3.7210395	5.62097597
11/8/2019	0.097044	0.014556	0.082488	2.224361	2.072463	0.151898	2.46851802	14.29439449	0.75248396	3.7281744	5.62967682
11/9/2019	0.096337	0.013971	0.082366	2.216723	2.06665	0.150072	2.47159362	14.24688053	0.75343221	3.735132	5.63807583
11/10/2019	0.095633	0.013491	0.082143	2.208811	2.060597	0.148213	2.47466207	14.20801163	0.75437444	3.741905	5.64621687
11/11/2019	0.094845	0.014101	0.080744	2.197876	2.051491	0.146385	2.47772598	14.17648602	0.75529474	3.7484968	5.65184593
11/12/2019	0.094198	0.013569	0.080629	2.189566	2.045103	0.144463	2.4807384	14.15127277	0.75619477	3.7549078	5.65997601

Date	Lake TP (mg/L)	Lake DP (mg/L)	Lake OP (mg/L)	Lake TN (mg/L)	Lake DN (mg/L)	Lake ON (mg/L)	Porewater DP (mg/L)	Porewater DN (mg/L)	Sediment P (mg/g)	Sediment N (mg/g)	Sediment P flux (mg/m2/d)
11/13/2019	0.09351	0.013103	0.080407	2.179375	2.037539	0.141836	2.48367929	14.13153839	0.75708938	3.7611084	5.66779232
11/14/2019	0.092868	0.013664	0.079204	2.170101	2.030292	0.139809	2.48659778	14.11645699	0.75796467	3.7670965	5.67320061
11/15/2019	0.092244	0.013168	0.079076	2.160445	2.022834	0.137611	2.48946571	14.10534954	0.75882208	3.7728918	5.68091917
11/16/2019	0.091608	0.01275	0.078858	2.150205	2.014944	0.135261	2.49226737	14.09759998	0.75967395	3.7784829	5.6883049
11/17/2019	0.090984	0.012409	0.078575	2.140246	2.00712	0.133126	2.49503803	14.09267807	0.76051819	3.783874	5.69544268
11/18/2019	0.090351	0.013025	0.077326	2.129672	1.998202	0.131469	2.49779248	14.09010315	0.76134187	3.7890949	5.70034933
11/19/2019	0.089825	0.012639	0.077185	2.121423	1.991289	0.130134	2.50049615	14.08954144	0.76214701	3.7941792	5.70743608
11/20/2019	0.089329	0.012339	0.07699	2.114094	1.984901	0.129193	2.50313449	14.09077549	0.7629469	3.7991571	5.71417713
11/21/2019	0.088678	0.01305	0.075628	2.102325	1.973561	0.128764	2.50575042	14.09337521	0.76372606	3.8040662	5.71854877
11/22/2019	0.08836	0.012728	0.075632	2.099344	1.969905	0.129439	2.50831461	14.09725189	0.76448715	3.8089726	5.72516918
11/23/2019	0.088051	0.012472	0.075579	2.096405	1.966403	0.130002	2.51081681	14.10252953	0.76524669	3.8139172	5.73149633
11/24/2019	0.087753	0.012269	0.075485	2.093522	1.963051	0.130471	2.51329803	14.10905361	0.76600325	3.818892	5.73765564
11/25/2019	0.08748	0.012115	0.075365	2.09113	1.960095	0.131035	2.51576781	14.11670017	0.76675594	3.8238974	5.74367523
11/26/2019	0.087231	0.012	0.075231	2.0892	1.957522	0.131678	2.51822686	14.12536526	0.76750427	3.8289406	5.74957943
11/27/2019	0.086941	0.01295	0.073991	2.085691	1.952882	0.132809	2.520684	14.13488293	0.76823425	3.8340449	5.75303745
11/28/2019	0.086843	0.01373	0.073113	2.086238	1.952049	0.134189	2.52310991	14.14523888	0.76893681	3.8392406	5.75681257
11/29/2019	0.086792	0.01437	0.072422	2.087023	1.951515	0.135509	2.52546453	14.15651512	0.76961911	3.8445351	5.76074648
11/30/2019	0.086751	0.014883	0.071868	2.087177	1.950584	0.136593	2.52774882	14.1686306	0.77028519	3.8499165	5.76481056
12/1/2019	0.08398	0.015343	0.068637	2.067887	1.948663	0.119224	2.53196836	14.183568	0.77267444	3.8650069	5.77343512
12/2/2019	0.0816	0.015724	0.065877	2.056178	1.949003	0.107174	2.53855133	14.20260525	0.77489507	3.8776739	5.78766346
12/3/2019	0.079435	0.014958	0.064477	2.047594	1.949253	0.098341	2.54549217	14.22438908	0.77700472	3.8886182	5.8053422
12/4/2019	0.077409	0.014337	0.063071	2.040758	1.948991	0.091767	2.55230308	14.24789333	0.77904046	3.8982897	5.82239246
12/5/2019	0.075516	0.013831	0.061685	2.035025	1.94824	0.086785	2.55891252	14.27237701	0.78100318	3.9070048	5.83871746
12/6/2019	0.073764	0.013422	0.060342	2.030372	1.947279	0.083094	2.56530142	14.29732227	0.78289467	3.9150007	5.85431147
12/7/2019	0.072116	0.013077	0.059038	2.025576	1.945601	0.079975	2.57146692	14.32235527	0.78471726	3.9224305	5.86924696
12/8/2019	0.070564	0.012783	0.057781	2.020493	1.943235	0.077258	2.57741261	14.34718609	0.78647321	3.9293749	5.88356161
12/9/2019	0.069139	0.013471	0.055668	2.015036	1.940042	0.074994	2.5831418	14.37158871	0.78814226	3.9359045	5.89512777
12/10/2019	0.067855	0.013977	0.053878	2.009096	1.936219	0.072878	2.58861089	14.39539623	0.78971148	3.9420691	5.90651321
12/11/2019	0.066661	0.014307	0.052354	2.002103	1.931583	0.07052	2.59378147	14.41847229	0.79119611	3.9478619	5.91761827
12/12/2019	0.065476	0.013663	0.051813	1.993372	1.925607	0.067765	2.59867549	14.44065952	0.79262757	3.9532318	5.93032312
12/13/2019	0.064413	0.013171	0.051242	1.98707	1.920711	0.066359	2.60337138	14.46189308	0.79402947	3.9582567	5.94222403
12/14/2019	0.063398	0.01277	0.050628	1.980812	1.915676	0.065137	2.60794306	14.48220634	0.79539973	3.9630618	5.95363283
12/15/2019	0.062408	0.01243	0.049978	1.973894	1.910108	0.063785	2.61240625	14.50159836	0.79673624	3.9676516	5.96465206
12/16/2019	0.061479	0.012942	0.048537	1.966273	1.903718	0.062554	2.61675835	14.52004337	0.7980184	3.9720259	5.97346067
12/17/2019	0.060624	0.012545	0.048078	1.958955	1.897645	0.06131	2.6209569	14.53755188	0.79925126	3.9761934	5.98400259
12/18/2019	0.059772	0.012207	0.047565	1.950911	1.891007	0.059905	2.62500167	14.55414009	0.80045831	3.9801404	5.99405861
12/19/2019	0.058931	0.011916	0.047015	1.942289	1.883871	0.058418	2.62894082	14.56978798	0.80163705	3.9838476	6.00376225
12/20/2019	0.058122	0.011673	0.04645	1.933653	1.876571	0.057082	2.63278389	14.58448982	0.80278611	3.9873209	6.01313782
12/21/2019	0.057345	0.011467	0.045879	1.924961	1.869109	0.055852	2.63653159	14.59825611	0.80390501	3.9905813	6.02220821
12/22/2019	0.056603	0.011292	0.045311	1.916271	1.86154	0.054731	2.64018321	14.61110687	0.80499381	3.9936464	6.03098583
12/23/2019	0.055898	0.011145	0.044753	1.907687	1.853946	0.053741	2.64373875	14.62307549	0.80605286	3.996536	6.03947973
12/24/2019	0.055245	0.011026	0.044219	1.899527	1.846545	0.052982	2.64719939	14.63420868	0.80708307	3.99928	6.04769135
12/25/2019	0.05465	0.010935	0.043716	1.891989	1.839494	0.052494	2.65056849	14.64457798	0.80808586	4.0019188	6.05563068
12/26/2019	0.054095	0.010858	0.043237	1.884574	1.832532	0.052042	2.65384936	14.65425682	0.80906272	4.0044775	6.06333351
12/27/2019	0.053586	0.010798	0.042788	1.877541	1.825822	0.051719	2.65704703	14.66331291	0.81001496	4.0069695	6.07080746
12/28/2019	0.053103	0.010743	0.04236	1.870386	1.819072	0.051314	2.66016531	14.67180634	0.81094396	4.0093989	6.07808638
12/29/2019	0.0526	0.011492	0.041107	1.855989	1.803922	0.052066	2.66320276	14.67949677	0.81182951	4.0118527	6.08333588
12/30/2019	0.052464	0.012199	0.040264	1.851869	1.797902	0.053967	2.66612387	14.6865654	0.81266147	4.0145173	6.08841467
12/31/2019	0.052467	0.012787	0.039681	1.850646	1.795054	0.055592	2.6689024	14.6936388	0.81345707	4.0174632	6.09344244
1/1/2020	0.052534	0.012471	0.040063	1.851137	1.794167	0.05697	2.67156458	14.70101452	0.81424707	4.020647	6.10027361
1/2/2020	0.052607	0.012232	0.040375	1.852096	1.793835	0.058261	2.67418385	14.70884037	0.81505358	4.0240412	6.10683012
1/3/2020	0.052695	0.012057	0.040638	1.853619	1.794093	0.059526	2.67682791	14.7171917	0.81587327	4.0276365	6.11329842
1/4/2020	0.052744	0.011909	0.040835	1.854263	1.79403	0.060233	2.67950845	14.72608662	0.81670314	4.0313849	6.11978674
1/5/2020	0.052727	0.011771	0.040956	1.853376	1.793143	0.060232	2.68221998	14.73546124	0.81753957	4.0351834	6.12632513
1/6/2020	0.052659	0.011643	0.041016	1.851422	1.791607	0.059815	2.68495297	14.74520111	0.81837922	4.0389409	6.13288784
1/7/2020	0.052544	0.011523	0.041021	1.8485	1.789415	0.059084	2.68769646	14.75518417	0.81921911	4.0425982	6.13945627
1/8/2020	0.052358	0.011398	0.040961	1.843982	1.78613	0.057852	2.69044018	14.76525688	0.82005632	4.0460896	6.14603901
1/9/2020	0.052094	0.011262	0.040832	1.837722	1.781583	0.056139	2.69317389	14.77523518	0.82088745	4.0493355	6.15262175
1/10/2020	0.051949	0.011911	0.040039	1.83393	1.778259	0.055671	2.69588852	14.78503418	0.82169414	4.0523992	6.15736103
1/11/2020	0.051814	0.012527	0.039287	1.825275	1.76912	0.056155	2.69854259	14.79447365	0.82246101	4.055459	6.16203642
1/12/2020	0.051808	0.012964	0.038844	1.822131	1.766089	0.056042	2.70109224	14.80361366	0.82319725	4.0585437	6.16688204
1/13/2020	0.051768	0.012552	0.039216	1.818669	1.763244	0.055425	2.70354676	14.81270981	0.8239311	4.0615635	6.17345905
1/14/2020	0.051686	0.012214	0.039472	1.815025	1.760213	0.054811	2.70596814	14.82172966	0.82467979	4.0644784	6.17978907
1/15/2020	0.051579	0.011939	0.03964	1.811391	1.757121	0.054269	2.7084105	14.8306303	0.82543784	4.0672946	6.18602276
1/16/2020	0.051463	0.012405	0.039058	1.807142	1.753446	0.053697	2.71087646	14.83936119	0.82618421	4.0700159	6.19061184
1/17/2020	0.051247	0.012037	0.039209	1.800414	1.748303	0.052111	2.71332026	14.84781075	0.82691866	4.0725574	6.19706059
1/18/2020	0.050942	0.012396	0.038546	1.788546	1.737538	0.051009	2.71572471	14.85567379	0.82763922	4.0748768	6.20175457
1/19/2020	0.05067	0.011991	0.038678	1.780491	1.73128	0.049211	2.71808457	14.86288452	0.82834548	4.0769567	6.20809603

Date	Lake TP (mg/L)	Lake DP (mg/L)	Lake OP (mg/L)	Lake TN (mg/L)	Lake DN (mg/L)	Lake ON (mg/L)	Porewater DP (mg/L)	Porewater DN (mg/L)	Sediment P (mg/g)	Sediment N (mg/g)	Sediment P flux (mg/m2/d)
1/20/2020	0.050328	0.01164	0.038688	1.771449	1.724155	0.047294	2.72039986	14.8695364	0.82905436	4.078732	6.21421432
1/21/2020	0.050044	0.011377	0.038667	1.764481	1.718081	0.0464	2.72270679	14.87559128	0.8297618	4.0802765	6.22010899
1/22/2020	0.049809	0.011182	0.038627	1.758979	1.712848	0.046131	2.72500992	14.88112164	0.83046651	4.0817242	6.22583961
1/23/2020	0.049612	0.011653	0.037959	1.753246	1.707034	0.046211	2.72730541	14.88617897	0.83115232	4.0831547	6.23002529
1/24/2020	0.049503	0.012072	0.037431	1.748356	1.701673	0.046682	2.72955656	14.89082527	0.8318072	4.0846276	6.23422909
1/25/2020	0.049406	0.01244	0.036966	1.741226	1.693954	0.047272	2.73172712	14.89507103	0.8324365	4.086184	6.2383647
1/26/2020	0.049387	0.012075	0.037311	1.738375	1.690864	0.047511	2.73382044	14.89908123	0.83306223	4.0878048	6.2440033
1/27/2020	0.049329	0.011776	0.037553	1.735129	1.687606	0.047523	2.73588586	14.90306473	0.83370191	4.0894427	6.24942875
1/28/2020	0.049193	0.011511	0.037682	1.730396	1.683445	0.04695	2.73797083	14.90697861	0.83434981	4.091032	6.25481939
1/29/2020	0.049088	0.011312	0.037776	1.726842	1.679983	0.046859	2.74007916	14.91080189	0.83500218	4.0925646	6.26011324
1/30/2020	0.048939	0.011137	0.037802	1.722414	1.67599	0.046424	2.74220347	14.91452885	0.83565646	4.0940514	6.26538849
1/31/2020	0.048802	0.011	0.037802	1.71849	1.672289	0.046201	2.74433637	14.91814137	0.83631033	4.0954819	6.27059507
2/1/2020	0.048631	0.010876	0.037755	1.713782	1.668093	0.04569	2.7464695	14.92162228	0.83696193	4.0968499	6.27577353
2/2/2020	0.048464	0.010775	0.037689	1.709265	1.663976	0.045289	2.74859691	14.92494202	0.83760971	4.0981417	6.28088522
2/3/2020	0.048349	0.010712	0.037637	1.706077	1.660686	0.045391	2.75071526	14.92813015	0.8382535	4.0994067	6.28589058
2/4/2020	0.048284	0.010679	0.037605	1.704098	1.658229	0.045869	2.75282407	14.93126869	0.83889425	4.1007161	6.29080296
2/5/2020	0.048254	0.010665	0.037588	1.702803	1.656329	0.046475	2.75492549	14.93443966	0.83953279	4.1021113	6.29565573
2/6/2020	0.048216	0.010651	0.037565	1.701157	1.654338	0.046819	2.75702024	14.93769264	0.84016937	4.1035805	6.30049324
2/7/2020	0.048159	0.010632	0.037527	1.698894	1.652041	0.046853	2.75910807	14.94102478	0.8408035	4.1050777	6.30532742
2/8/2020	0.048067	0.010601	0.037465	1.69567	1.649163	0.046507	2.7611866	14.94439507	0.84143418	4.1065464	6.31016588
2/9/2020	0.047961	0.010569	0.037391	1.692103	1.646036	0.046067	2.76325297	14.94774628	0.84206051	4.1079488	6.31498003
2/10/2020	0.047819	0.011127	0.036692	1.68579	1.640232	0.045558	2.76530194	14.9509449	0.84266651	4.109271	6.31840181
2/11/2020	0.047713	0.010972	0.036741	1.681267	1.636424	0.044842	2.76729965	14.95394611	0.84325546	4.1104918	6.32334042
2/12/2020	0.047584	0.011401	0.036182	1.675219	1.63107	0.044149	2.76924372	14.95674419	0.84383094	4.1115956	6.32681561
2/13/2020	0.047483	0.011181	0.036302	1.670461	1.626961	0.0435	2.77114105	14.95930386	0.84439474	4.1125884	6.33167362
2/14/2020	0.047255	0.010956	0.036299	1.662891	1.620969	0.041922	2.77299738	14.96156979	0.84496075	4.1133986	6.33644772
2/15/2020	0.047011	0.010767	0.036244	1.65541	1.614813	0.040597	2.77484226	14.96341324	0.84552443	4.1139712	6.34111404
2/16/2020	0.046827	0.010635	0.036192	1.649799	1.609689	0.04011	2.7766788	14.96483517	0.84608454	4.1143961	6.34563065
2/17/2020	0.04669	0.010544	0.036146	1.645491	1.605375	0.040116	2.77850747	14.96591473	0.8466413	4.1147814	6.35003376
2/18/2020	0.046593	0.010485	0.036108	1.642174	1.601752	0.040422	2.78032851	14.96674538	0.84719509	4.115191	6.35434723
2/19/2020	0.046495	0.010436	0.03606	1.638736	1.598148	0.040588	2.78214121	14.96739864	0.8477459	4.1156383	6.35861874
2/20/2020	0.046351	0.010376	0.035975	1.63401	1.593783	0.040227	2.78394341	14.96787453	0.84829253	4.1160684	6.36289024
2/21/2020	0.046164	0.010308	0.035856	1.628164	1.588673	0.039491	2.78573036	14.96811867	0.8488332	4.1164083	6.36714554
2/22/2020	0.046007	0.010261	0.035746	1.623142	1.58402	0.039123	2.78749847	14.96811104	0.84936732	4.1166577	6.37131023
2/23/2020	0.045892	0.010236	0.035657	1.619182	1.580038	0.039144	2.78924799	14.96789837	0.84989572	4.1168785	6.37538147
2/24/2020	0.045807	0.010224	0.035583	1.615848	1.576512	0.039337	2.79098058	14.9675436	0.85041922	4.117116	6.37938261
2/25/2020	0.045759	0.010227	0.035532	1.613334	1.573593	0.03974	2.79269886	14.96711826	0.85093886	4.1174011	6.38331795
2/26/2020	0.04572	0.010232	0.035488	1.610899	1.570835	0.040065	2.79440498	14.96668148	0.85145539	4.1177444	6.38722086
2/27/2020	0.045662	0.010227	0.035435	1.607852	1.567768	0.040084	2.79610014	14.96624756	0.85196877	4.1181145	6.39111996
2/28/2020	0.045583	0.010214	0.035369	1.604184	1.564335	0.039849	2.79778361	14.96579361	0.85247838	4.1184654	6.39501333
2/29/2020	0.045478	0.010191	0.035287	1.599877	1.560479	0.039397	2.79945374	14.96527863	0.85298353	4.1187596	6.39889669
3/1/2020	0.045368	0.010168	0.0352	1.595461	1.556511	0.03895	2.80110908	14.9646616	0.85348374	4.1189799	6.4027462
3/2/2020	0.045339	0.010178	0.03516	1.593138	1.553869	0.039269	2.80275035	14.96398067	0.85398006	4.1191888	6.40648842
3/3/2020	0.045377	0.010768	0.034609	1.591322	1.551263	0.040059	2.80438018	14.96330929	0.85446084	4.1194868	6.40887499
3/4/2020	0.04554	0.010722	0.034817	1.592739	1.55133	0.041409	2.80597734	14.96280098	0.85493243	4.1199574	6.41264343
3/5/2020	0.045794	0.010728	0.035066	1.596578	1.553232	0.043346	2.80755162	14.96269226	0.85541505	4.1206937	6.41624117
3/6/2020	0.046111	0.010767	0.035344	1.601987	1.556501	0.045486	2.80914831	14.96317577	0.85591018	4.1217585	6.41981649
3/7/2020	0.046473	0.010826	0.035647	1.608498	1.560852	0.047645	2.81078386	14.96441078	0.85641915	4.1231699	6.4234333
3/8/2020	0.046846	0.010889	0.035956	1.615244	1.56571	0.049534	2.81246376	14.966506	0.85694265	4.1249061	6.42714167
3/9/2020	0.047148	0.011799	0.035349	1.613988	1.561973	0.052015	2.81418538	14.96920776	0.85745782	4.1269932	6.42900419
3/10/2020	0.047925	0.011826	0.036099	1.629844	1.573601	0.056243	2.81591249	14.9728775	0.85797596	4.1296201	6.43290377
3/11/2020	0.048726	0.011886	0.03684	1.64651	1.586401	0.060109	2.81766582	14.97824192	0.858531	4.1328979	6.43678904
3/12/2020	0.049511	0.011957	0.037555	1.663017	1.599651	0.063366	2.81951141	14.98541069	0.85912168	4.1367469	6.44086075
3/13/2020	0.050283	0.012036	0.038246	1.679507	1.613318	0.066189	2.82146549	14.99441528	0.85974658	4.1410813	6.44516087
3/14/2020	0.05105	0.013118	0.037933	1.695075	1.626541	0.068534	2.82352614	15.00521469	0.86037982	4.1458268	6.44740725
3/15/2020	0.051808	0.012988	0.03882	1.710391	1.640031	0.07036	2.82563877	15.01773643	0.86102659	4.1509018	6.45255232
3/16/2020	0.052447	0.012871	0.039576	1.723628	1.65232	0.071308	2.82779908	15.03184509	0.86171377	4.1561923	6.45777702
3/17/2020	0.052998	0.012771	0.040227	1.735589	1.663782	0.071807	2.83006024	15.04733753	0.86243498	4.1615906	6.46319342
3/18/2020	0.05349	0.013663	0.039827	1.74557	1.673577	0.071993	2.83242106	15.0639801	0.86316109	4.1670351	6.46656227
3/19/2020	0.053834	0.014401	0.039433	1.747175	1.67501	0.072165	2.83481407	15.08128166	0.86386609	4.1724997	6.47035885
3/20/2020	0.054519	0.01406	0.040459	1.762259	1.688306	0.073953	2.83717966	15.09932137	0.86458635	4.1781144	6.47656822
3/21/2020	0.055222	0.013831	0.041391	1.779093	1.702855	0.076238	2.83958578	15.11857605	0.86535484	4.1840506	6.48261309
3/22/2020	0.055821	0.014731	0.04109	1.792489	1.714977	0.077512	2.84210682	15.13897991	0.86613768	4.1902661	6.48633242
3/23/2020	0.056458	0.014375	0.042083	1.80756	1.728642	0.078918	2.84469414	15.16046143	0.86693668	4.1966896	6.49308443
3/24/2020	0.057027	0.0141	0.042927	1.822075	1.741996	0.08008	2.84734249	15.18301678	0.86778063	4.2033114	6.49979162
3/25/2020	0.057538	0.013889	0.043649	1.836116	1.755048	0.081068	2.85010791	15.20656395	0.86866224	4.2100973	6.50661945
3/26/2020	0.058007	0.014858	0.043149	1.848341	1.766577	0.081764	2.85298634	15.23097515	0.86954772	4.2170095	6.51099968
3/27/2020	0.058185	0.015627	0.042559	1.846478	1.764577	0.081901	2.85589504	15.25564098	0.87040442	4.223979	6.51590967

Date	Lake TP (mg/L)	Lake DP (mg/L)	Lake OP (mg/L)	Lake TN (mg/L)	Lake DN (mg/L)	Lake ON (mg/L)	Porewater DP (mg/L)	Porewater DN (mg/L)	Sediment P (mg/g)	Sediment N (mg/g)	Sediment P flux (mg/m2/d)
3/28/2020	0.058751	0.01629	0.042462	1.858946	1.776089	0.082857	2.85875106	15.28055859	0.87124294	4.2310266	6.52094078
3/29/2020	0.059524	0.016981	0.042543	1.876859	1.791469	0.08539	2.86156726	15.30639458	0.87208033	4.2383466	6.52581549
3/30/2020	0.060139	0.016249	0.04389	1.891216	1.804887	0.086329	2.86437559	15.33321857	0.87295276	4.2459373	6.53393745
3/31/2020	0.060575	0.015642	0.044933	1.90287	1.816555	0.086315	2.86725712	15.36084366	0.87388378	4.2535915	6.54194069
4/1/2020	0.060894	0.015147	0.045747	1.913102	1.827133	0.085969	2.87028503	15.38907051	0.87485951	4.2612052	6.5500226
4/2/2020	0.061098	0.014734	0.046364	1.92162	1.836402	0.085219	2.87345195	15.4177084	0.8758691	4.2687187	6.55823517
4/3/2020	0.06126	0.01551	0.04575	1.928862	1.84451	0.084352	2.87672877	15.44655991	0.87687671	4.2760906	6.56397247
4/4/2020	0.061389	0.014999	0.04639	1.935317	1.851913	0.083403	2.88003278	15.47546864	0.87788337	4.2833052	6.57272387
4/5/2020	0.061422	0.014573	0.046849	1.940403	1.858177	0.082227	2.88334417	15.50428581	0.8789162	4.2903371	6.58129835
4/6/2020	0.061358	0.014207	0.047151	1.943803	1.863085	0.080718	2.88671112	15.53284454	0.87996632	4.297142	6.58986187
4/7/2020	0.061211	0.013889	0.047322	1.945678	1.866705	0.078974	2.89012885	15.56097317	0.88102645	4.3036742	6.59843254
4/8/2020	0.061026	0.013622	0.047403	1.94704	1.86964	0.0774	2.89358139	15.58853531	0.88209105	4.3099284	6.60696459
4/9/2020	0.060791	0.01339	0.047402	1.947426	1.871651	0.075776	2.8970511	15.61542797	0.88315582	4.3159156	6.61545849
4/10/2020	0.0605	0.014114	0.046386	1.944935	1.870987	0.073947	2.90051985	15.64148808	0.8841933	4.3216152	6.62175369
4/11/2020	0.060253	0.013744	0.046509	1.943647	1.871341	0.072306	2.90392613	15.66663361	0.885207	4.3270268	6.63041687
4/12/2020	0.05996	0.014341	0.045619	1.939835	1.869025	0.07081	2.9072597	15.69080353	0.88620019	4.3321776	6.63669586
4/13/2020	0.059739	0.014871	0.044868	1.93559	1.865311	0.070278	2.91052127	15.7138834	0.88715088	4.3371577	6.64296198
4/14/2020	0.059605	0.014348	0.045257	1.935197	1.865662	0.069535	2.9136734	15.73604774	0.88809156	4.3420286	6.65139341
4/15/2020	0.059463	0.014824	0.044639	1.934373	1.865536	0.068837	2.91677141	15.75749016	0.88902533	4.346777	6.65740871
4/16/2020	0.059356	0.014313	0.045043	1.934414	1.8659	0.068513	2.91983819	15.77825737	0.88995236	4.3514366	6.66561604
4/17/2020	0.059206	0.014785	0.04442	1.932753	1.864807	0.067946	2.92287993	15.79836464	0.8908726	4.3560181	6.6715107
4/18/2020	0.059078	0.015133	0.043944	1.930824	1.863627	0.067197	2.92589426	15.81779766	0.89176393	4.360487	6.67762756
4/19/2020	0.058885	0.014506	0.044379	1.927576	1.861724	0.065852	2.92883754	15.83655357	0.89265317	4.3647804	6.6858201
4/20/2020	0.058639	0.013992	0.044648	1.924044	1.859439	0.064605	2.93175459	15.85459137	0.89355886	4.3688583	6.69369125
4/21/2020	0.058354	0.014355	0.043999	1.919286	1.856101	0.063185	2.93469429	15.87185669	0.89445335	4.3727145	6.69960213
4/22/2020	0.058063	0.013838	0.044225	1.914478	1.85265	0.061828	2.9376142	15.88830757	0.89533585	4.3763409	6.70748663
4/23/2020	0.057726	0.014205	0.043521	1.907051	1.846227	0.060825	2.94049931	15.90384579	0.89620507	4.3797712	6.71326399
4/24/2020	0.057447	0.013704	0.043743	1.902278	1.842528	0.059751	2.94334364	15.91849709	0.89706093	4.3830285	6.72093821
4/25/2020	0.057131	0.013291	0.04384	1.897193	1.838502	0.058691	2.94614887	15.93238449	0.89792365	4.3861089	6.72832155
4/26/2020	0.056744	0.013682	0.043062	1.888487	1.830875	0.057612	2.94895101	15.94538784	0.89876777	4.3890119	6.73385143
4/27/2020	0.056424	0.013248	0.043177	1.882646	1.826174	0.056473	2.95170999	15.95751667	0.89959401	4.3917313	6.74117804
4/28/2020	0.056121	0.013613	0.042508	1.876728	1.821058	0.05567	2.95441771	15.96889877	0.90040523	4.3942895	6.74655199
4/29/2020	0.055782	0.014057	0.041726	1.863577	1.807015	0.056562	2.95707083	15.97925854	0.9011789	4.396852	6.75162029
4/30/2020	0.055813	0.014549	0.041265	1.861486	1.802642	0.058844	2.9596312	15.98881149	0.90192056	4.3996682	6.7563653
5/1/2020	0.053675	0.012884	0.040792	1.866124	1.806553	0.05957	3.09007859	14.06762886	0.89873487	4.4005713	7.02397919
5/2/2020	0.051561	0.011518	0.040043	1.867877	1.80875	0.059127	3.11441898	12.68125629	0.89630532	4.4008675	7.05311298
5/3/2020	0.049507	0.010394	0.039113	1.867663	1.809556	0.058107	3.11568046	11.68086624	0.89427376	4.4006872	7.03412914
5/4/2020	0.047523	0.009461	0.038062	1.865704	1.808993	0.056711	3.11231351	10.95901108	0.89256114	4.4000678	7.00862646
5/5/2020	0.045709	0.009715	0.035994	1.862666	1.807153	0.055513	3.10844088	10.43810463	0.8911342	4.3990412	6.9853301
5/6/2020	0.044061	0.009873	0.034188	1.856725	1.802482	0.054243	3.10496354	10.06212997	0.88995898	4.3976541	6.96567822
5/7/2020	0.042549	0.008974	0.033575	1.852459	1.799619	0.05284	3.10203743	9.790649414	0.88900316	4.395946	6.94951153
5/8/2020	0.041085	0.008231	0.032854	1.847566	1.796057	0.051508	3.09965324	9.594472885	0.88824123	4.3939424	6.93638706
5/9/2020	0.039643	0.0076	0.032043	1.841267	1.791331	0.049936	3.09776878	9.452528954	0.88764918	4.3916583	6.92586565
5/10/2020	0.038311	0.007941	0.030369	1.834398	1.785876	0.048522	3.09632683	9.349602699	0.88719946	4.389102	6.91753817
5/11/2020	0.037142	0.008241	0.028902	1.82407	1.776365	0.047706	3.09525299	9.274715424	0.88686168	4.3863034	6.91100836
5/12/2020	0.036063	0.007555	0.028508	1.817087	1.770554	0.046533	3.09447074	9.219953537	0.88661069	4.3833046	6.9059186
5/13/2020	0.034991	0.006982	0.02801	1.80947	1.764133	0.045337	3.09391928	9.179615974	0.88643092	4.3801193	6.90198183
5/14/2020	0.034123	0.007503	0.02662	1.796562	1.750763	0.045799	3.09355283	9.149598122	0.88630784	4.3767896	6.89897442
5/15/2020	0.033605	0.008107	0.025499	1.784201	1.736453	0.047748	3.09332561	9.126978874	0.88622361	4.3734646	6.89669514
5/16/2020	0.0333	0.007576	0.025724	1.786086	1.736899	0.049187	3.09319258	9.109724045	0.88616598	4.3703074	6.89496231
5/17/2020	0.033218	0.008332	0.024885	1.785212	1.733398	0.051814	3.09312487	9.096423149	0.88612986	4.367414	6.89364719
5/18/2020	0.033747	0.00935	0.024396	1.79221	1.734727	0.057483	3.09310484	9.086122513	0.88610899	4.3649516	6.89265871
5/19/2020	0.034349	0.010104	0.024245	1.805469	1.744664	0.060805	3.09311533	9.078215599	0.88609767	4.3631091	6.89191628
5/20/2020	0.03491	0.009452	0.025458	1.818387	1.755336	0.06305	3.09315062	9.07230854	0.88609791	4.3618665	6.89137363
5/21/2020	0.035365	0.008945	0.026419	1.83056	1.76591	0.06465	3.09322572	9.068074226	0.88611895	4.3610721	6.89103842
5/22/2020	0.03574	0.008555	0.027185	1.84224	1.776385	0.065855	3.09336972	9.065216064	0.88616914	4.3606009	6.89095449
5/23/2020	0.036148	0.00829	0.027858	1.855506	1.787992	0.067514	3.09360695	9.063477516	0.88625234	4.3603883	6.89115953
5/24/2020	0.036959	0.009856	0.027103	1.866892	1.794617	0.072275	3.0939455	9.062674522	0.88636577	4.3605146	6.8916564
5/25/2020	0.037536	0.009399	0.028136	1.881177	1.808152	0.073026	3.09437656	9.062720299	0.88650364	4.3610792	6.89241314
5/26/2020	0.037848	0.010302	0.027546	1.889495	1.817622	0.071873	3.0948875	9.063537598	0.88666296	4.3619189	6.89339066
5/27/2020	0.038019	0.009632	0.028387	1.895825	1.825576	0.070248	3.09546852	9.064965248	0.88684118	4.3627515	6.89455843
5/28/2020	0.038067	0.010331	0.027736	1.898844	1.830267	0.068577	3.09611011	9.066784859	0.88703549	4.3634095	6.89588833
5/29/2020	0.038205	0.01091	0.027295	1.902777	1.834984	0.067793	3.09679937	9.068789482	0.88723969	4.3638525	6.89734602
5/30/2020	0.038268	0.010071	0.028197	1.907351	1.840511	0.066841	3.09751964	9.07082653	0.8874498	4.3641119	6.89888859
5/31/2020	0.038182	0.009381	0.028801	1.910782	1.844985	0.065797	3.09826779	9.072798729	0.8876704	4.3642106	6.90050697
6/1/2020	0.039632	0.008833	0.030798	1.927673	1.849248	0.078425	5.29421139	10.37726879	0.87075752	4.3501134	11.9244251
6/2/2020	0.040958	0.009625	0.031332	1.940348	1.852172	0.088176	5.73323202	11.30354214	0.86262912	4.3369274	12.9038391
6/3/2020	0.042212	0.010255	0.031957	1.950513	1.854813	0.095701	5.79886293	11.96064568	0.85663974	4.3246989	13.028677

Date	Lake TP (mg/L)	Lake DP (mg/L)	Lake OP (mg/L)	Lake TN (mg/L)	Lake DN (mg/L)	Lake ON (mg/L)	Porewater DP (mg/L)	Porewater DN (mg/L)	Sediment P (mg/g)	Sediment N (mg/g)	Sediment P flux (mg/m2/d)
6/4/2020	0.043337	0.009514	0.033823	1.959305	1.858105	0.1012	5.78626156	12.42632961	0.85138351	4.3133535	12.9785137
6/5/2020	0.044241	0.008888	0.035353	1.964656	1.859995	0.104661	5.75849438	12.75596714	0.8465634	4.302762	12.8977814
6/6/2020	0.044974	0.008363	0.036611	1.967611	1.860862	0.106749	5.72908068	12.98894787	0.84211147	4.2927756	12.8168106
6/7/2020	0.045557	0.007918	0.037639	1.968594	1.860794	0.1078	5.70092058	13.15325165	0.8380028	4.2832503	12.7415972
6/8/2020	0.046007	0.007537	0.03847	1.967882	1.859832	0.108049	5.67460346	13.26873302	0.83421803	4.2740612	12.6729336
6/9/2020	0.046338	0.007206	0.039132	1.965693	1.858014	0.107679	5.65019608	13.34946823	0.8307367	4.2651048	12.6105175
6/10/2020	0.046501	0.008122	0.038379	1.95015	1.842671	0.107479	5.62762928	13.40542412	0.82753593	4.2563019	12.5538177
6/11/2020	0.046741	0.008776	0.037965	1.940864	1.83378	0.107084	5.60678482	13.4436655	0.82459074	4.2476015	12.5022621
6/12/2020	0.047034	0.008178	0.038856	1.939059	1.832497	0.106562	5.58752871	13.46919727	0.8218773	4.2389693	12.4552984
6/13/2020	0.047266	0.007697	0.039569	1.937233	1.83115	0.106083	5.56972837	13.48556995	0.81937498	4.2303815	12.4124279
6/14/2020	0.047437	0.007304	0.040132	1.935121	1.829582	0.105539	5.55326414	13.49530411	0.81706476	4.2218223	12.3732166
6/15/2020	0.047547	0.006979	0.040568	1.932553	1.827682	0.104871	5.53802013	13.50018978	0.81492829	4.2132797	12.3372726
6/16/2020	0.047594	0.006703	0.040891	1.92931	1.825302	0.104008	5.52388477	13.50149632	0.81294811	4.2047429	12.3042374
6/17/2020	0.047571	0.006459	0.041112	1.925131	1.822263	0.102868	5.51075125	13.50012016	0.81110787	4.1961985	12.2737846
6/18/2020	0.047485	0.006242	0.041243	1.9201	1.818586	0.101514	5.49851751	13.49669647	0.80939239	4.1876302	12.245616
6/19/2020	0.047326	0.006038	0.041288	1.913896	1.814054	0.099843	5.48708868	13.49166393	0.80778766	4.1790195	12.2194605
6/20/2020	0.047107	0.005848	0.041259	1.906812	1.808815	0.097997	5.47637701	13.485322	0.80628079	4.1703472	12.1950769
6/21/2020	0.046844	0.006552	0.040293	1.89785	1.801823	0.096027	5.46629715	13.4778738	0.80485934	4.1615958	12.1722374
6/22/2020	0.046628	0.0071	0.039528	1.889694	1.795321	0.094373	5.45676899	13.46945572	0.8035109	4.1527543	12.1507339
6/23/2020	0.046341	0.007631	0.03871	1.87281	1.779585	0.093225	5.44771242	13.46016216	0.80222416	4.1438246	12.1303616
6/24/2020	0.046221	0.007102	0.039119	1.867305	1.774934	0.092371	5.4390583	13.45006943	0.80099005	4.1348219	12.1109486
6/25/2020	0.046101	0.006685	0.039416	1.862572	1.770715	0.091857	5.43075228	13.43924809	0.79980242	4.1257672	12.0923576
6/26/2020	0.045919	0.007184	0.038735	1.855905	1.765029	0.090876	5.4227519	13.4277668	0.79865587	4.1166768	12.0744829
6/27/2020	0.045364	0.007572	0.037792	1.828161	1.73961	0.088551	5.41501713	13.41567707	0.7975437	4.1075439	12.0572271
6/28/2020	0.045181	0.007	0.038181	1.822087	1.734534	0.087553	5.40750551	13.40301037	0.79646009	4.0983486	12.0404873
6/29/2020	0.045323	0.006682	0.038641	1.824546	1.734763	0.089784	5.40018511	13.3897934	0.79540175	4.0891185	12.0241871
6/30/2020	0.045568	0.007656	0.037911	1.822488	1.728994	0.093494	5.39303303	13.37609386	0.79436606	4.0799475	12.0082712
7/1/2020	0.045857	0.007267	0.03859	1.827297	1.731626	0.095671	5.38602972	13.36203671	0.79335004	4.07093	11.9926939
7/2/2020	0.046004	0.006914	0.039089	1.82908	1.732614	0.096466	5.37915897	13.34776115	0.79235214	4.0620937	11.977416
7/3/2020	0.04604	0.006598	0.039442	1.828689	1.732326	0.096363	5.37241125	13.33337021	0.79137176	4.0534105	11.9624147
7/4/2020	0.046015	0.006326	0.039689	1.827321	1.73141	0.095911	5.36578131	13.31890965	0.7904079	4.0448341	11.9476786
7/5/2020	0.045872	0.006064	0.039809	1.823523	1.72891	0.094613	5.35926104	13.30437851	0.78945935	4.0363169	11.9331875
7/6/2020	0.045577	0.005789	0.039788	1.816522	1.724242	0.09228	5.3528409	13.28973579	0.78852457	4.0278049	11.9189196
7/7/2020	0.045207	0.005533	0.039674	1.808241	1.718506	0.089735	5.34651232	13.27491283	0.78760189	4.0192399	11.9048557
7/8/2020	0.044725	0.006081	0.038643	1.79404	1.707045	0.086995	5.34026241	13.25981903	0.78668892	4.0105758	11.8909664
7/9/2020	0.044322	0.006655	0.037667	1.7771	1.691385	0.085715	5.33407116	13.2443676	0.78578216	4.001792	11.8772058
7/10/2020	0.044172	0.007188	0.036985	1.768665	1.682771	0.085894	5.32791758	13.22849751	0.78487813	3.9929132	11.8635263
7/11/2020	0.044178	0.006741	0.037437	1.768246	1.681709	0.086537	5.32178354	13.2121973	0.7839753	3.983995	11.8498869
7/12/2020	0.044236	0.00734	0.036896	1.767306	1.679552	0.087754	5.31565952	13.19550514	0.78307354	3.9750938	11.8362656
7/13/2020	0.044387	0.006922	0.037465	1.770058	1.68082	0.089239	5.30954361	13.17849255	0.78217292	3.9662588	11.8226604
7/14/2020	0.044563	0.006611	0.037953	1.77381	1.682915	0.090894	5.30343819	13.1612463	0.78127438	3.9575284	11.8090763
7/15/2020	0.044783	0.007416	0.037367	1.775979	1.683026	0.092953	5.2973485	13.14385605	0.78037858	3.9489334	11.7955256
7/16/2020	0.045133	0.008226	0.036907	1.777441	1.681491	0.09595	5.29127359	13.12641335	0.77948451	3.9405072	11.7820063
7/17/2020	0.045575	0.00776	0.037815	1.785925	1.687554	0.098371	5.28521013	13.1090126	0.77859175	3.9322834	11.7685118
7/18/2020	0.045855	0.007344	0.038511	1.791068	1.691736	0.099332	5.27916098	13.09173679	0.77770197	3.9242666	11.7550478
7/19/2020	0.046042	0.006991	0.039051	1.794587	1.694954	0.099632	5.27313566	13.07463932	0.7768172	3.9164238	11.7416372
7/20/2020	0.046149	0.006689	0.039461	1.796742	1.697297	0.099445	5.26714563	13.05772591	0.77593869	3.9087076	11.7283058
7/21/2020	0.04618	0.006424	0.039756	1.797544	1.698716	0.098828	5.26119757	13.04096603	0.77506709	3.9010732	11.7150688
7/22/2020	0.04614	0.007107	0.039033	1.796127	1.69843	0.097697	5.25529385	13.02430725	0.77420193	3.8934789	11.701931
7/23/2020	0.046046	0.006698	0.039348	1.793716	1.697539	0.096178	5.24943113	13.00767899	0.77334189	3.8858845	11.6888857
7/24/2020	0.045857	0.006335	0.039522	1.789691	1.695418	0.094273	5.24360323	12.99100494	0.77248663	3.878253	11.6759176
7/25/2020	0.045579	0.006008	0.039571	1.784109	1.692069	0.09204	5.23780918	12.97420025	0.77163625	3.8705504	11.6630249
7/26/2020	0.04526	0.005726	0.039534	1.778045	1.688146	0.089898	5.2320466	12.95718479	0.77079052	3.8627491	11.6502028
7/27/2020	0.044782	0.006414	0.038368	1.759179	1.671033	0.088146	5.22631311	12.93988323	0.76994812	3.8548353	11.6374445
7/28/2020	0.044507	0.006038	0.038469	1.753929	1.667371	0.086559	5.22059822	12.9222374	0.7691071	3.8468103	11.6247263
7/29/2020	0.04419	0.005717	0.038473	1.74812	1.663177	0.084943	5.21489286	12.90421104	0.7682668	3.838681	11.6120291
7/30/2020	0.043851	0.005448	0.038403	1.742121	1.658692	0.083429	5.20919466	12.8857832	0.76742738	3.8304527	11.5993462
7/31/2020	0.043474	0.00521	0.038264	1.735427	1.65361	0.081818	5.20350266	12.86694431	0.76658881	3.82213	11.5866756
8/1/2020	0.043046	0.004991	0.038055	1.727655	1.647678	0.079977	5.19781494	12.84768867	0.76575071	3.8137124	11.5740147
8/2/2020	0.042549	0.004777	0.037772	1.718381	1.640604	0.077777	5.19213009	12.82800961	0.76491266	3.8051922	11.5613585
8/3/2020	0.041865	0.005139	0.036725	1.702508	1.62815	0.074358	5.18644381	12.80789185	0.76407349	3.7965467	11.5486984
8/4/2020	0.041449	0.004893	0.036556	1.694921	1.621618	0.073303	5.18074608	12.78730869	0.76323164	3.7877593	11.5360117
8/5/2020	0.0408	0.00459	0.03621	1.681717	1.611409	0.070307	5.17503119	12.76623821	0.76238644	3.7788341	11.5232849
8/6/2020	0.040187	0.004348	0.035839	1.669704	1.601671	0.068033	5.1692934	12.74466419	0.76153767	3.769767	11.5105057
8/7/2020	0.039725	0.004203	0.035521	1.661384	1.594108	0.067277	5.16353178	12.72257519	0.76068497	3.7605643	11.4976721
8/8/2020	0.0391	0.004009	0.035091	1.648993	1.583903	0.065091	5.15774298	12.69997787	0.75982803	3.7512498	11.4847765
8/9/2020	0.038556	0.003872	0.034684	1.638563	1.574776	0.063787	5.15192461	12.67688942	0.75896645	3.7418332	11.4718142
8/10/2020	0.038116	0.004518	0.033598	1.624257	1.560243	0.064014	5.14607382	12.65333176	0.75809938	3.7323363	11.4587784

Date	Lake TP (mg/L)	Lake DP (mg/L)	Lake OP (mg/L)	Lake TN (mg/L)	Lake DN (mg/L)	Lake ON (mg/L)	Porewater DP (mg/L)	Porewater DN (mg/L)	Sediment P (mg/g)	Sediment N (mg/g)	Sediment P flux (mg/m2/d)
8/11/2020	0.038368	0.005606	0.032761	1.622516	1.552706	0.06981	5.14018202	12.6293726	0.75722522	3.7228525	11.4456501
8/12/2020	0.038723	0.005472	0.033251	1.630679	1.556696	0.073983	5.13424301	12.60515118	0.75634348	3.7135293	11.432415
8/13/2020	0.038734	0.005238	0.033496	1.630256	1.555641	0.074615	5.12825823	12.58085823	0.75545579	3.7044411	11.419076
8/14/2020	0.038582	0.004989	0.033593	1.626081	1.552245	0.073836	5.12223673	12.55664063	0.75456411	3.695544	11.4056559
8/15/2020	0.038434	0.004791	0.033644	1.62234	1.549063	0.073277	5.11618853	12.53255939	0.75366956	3.6867604	11.3921766
8/16/2020	0.038142	0.004571	0.03357	1.615312	1.543697	0.071615	5.11012125	12.5086031	0.75277299	3.6780276	11.3786545
8/17/2020	0.037837	0.004386	0.033451	1.60831	1.538176	0.070134	5.10404062	12.48471928	0.75187474	3.6692944	11.3651047
8/18/2020	0.037366	0.004164	0.033203	1.597532	1.530044	0.067488	5.0979476	12.4608345	0.75097489	3.6605146	11.3515272
8/19/2020	0.036874	0.003966	0.032907	1.586545	1.521495	0.065051	5.09184361	12.43686104	0.75007325	3.6516457	11.3379269
8/20/2020	0.036484	0.00384	0.032644	1.578289	1.514482	0.063807	5.08572626	12.41271114	0.74916953	3.6426668	11.324297
8/21/2020	0.035973	0.00368	0.032293	1.567092	1.505447	0.061645	5.07959414	12.38831711	0.74826336	3.6335807	11.3106337
8/22/2020	0.035412	0.003519	0.031893	1.554838	1.495513	0.059325	5.07344484	12.36362934	0.74735439	3.624382	11.2969332
8/23/2020	0.034856	0.00338	0.031476	1.54278	1.485485	0.057295	5.06727552	12.33860683	0.74644202	3.6150601	11.2831879
8/24/2020	0.034364	0.003281	0.031083	1.532292	1.476308	0.055984	5.06108236	12.31321621	0.74552578	3.6056185	11.2693882
8/25/2020	0.033981	0.003234	0.030747	1.524341	1.468711	0.055629	5.05486298	12.28744602	0.74460524	3.5960822	11.2555304
8/26/2020	0.033535	0.003161	0.030374	1.514645	1.459997	0.054649	5.0486145	12.26131153	0.7436803	3.5864832	11.2416077
8/27/2020	0.033084	0.00309	0.029995	1.504661	1.451044	0.053618	5.04233599	12.2348423	0.74275064	3.5768366	11.2276173
8/28/2020	0.032793	0.003086	0.029707	1.498391	1.44449	0.053901	5.03602505	12.2080698	0.74181616	3.5671563	11.2135544
8/29/2020	0.032441	0.00305	0.029391	1.490343	1.436871	0.053472	5.02968168	12.18103409	0.74087679	3.5574663	11.1994181
8/30/2020	0.031995	0.002976	0.02902	1.479845	1.427647	0.052198	5.02330589	12.15377331	0.73993254	3.5477722	11.1852102
8/31/2020	0.031649	0.002945	0.028704	1.471673	1.419878	0.051795	5.01689577	12.12631607	0.73898333	3.5380642	11.1709242
9/1/2020	0.031648	0.003757	0.027891	1.465176	1.410725	0.054451	5.01045179	12.09869003	0.73802876	3.5283704	11.1565638
9/2/2020	0.031761	0.004354	0.027407	1.465783	1.409113	0.05667	5.00396967	12.07095432	0.73706794	3.5187621	11.1421175
9/3/2020	0.031788	0.004173	0.027615	1.464214	1.406567	0.057647	4.99744558	12.04319954	0.73610091	3.5092888	11.1275768
9/4/2020	0.031789	0.004021	0.027768	1.462129	1.403845	0.058284	4.99088287	12.01550961	0.73512888	3.4999506	11.1129503
9/5/2020	0.031868	0.003932	0.027937	1.462094	1.402612	0.059482	4.98428965	11.9879427	0.73415333	3.4907358	11.0982552
9/6/2020	0.031825	0.004456	0.02737	1.454564	1.394861	0.059703	4.97767258	11.96053219	0.73317504	3.4816358	11.0835085
9/7/2020	0.032022	0.004991	0.02703	1.454605	1.393225	0.06138	4.971035	11.93329906	0.73219365	3.472646	11.068717
9/8/2020	0.032358	0.005723	0.026635	1.446828	1.382309	0.064519	4.96437454	11.90626526	0.73120868	3.4637923	11.053874
9/9/2020	0.033015	0.006468	0.026546	1.450056	1.380898	0.069158	4.95769072	11.87948608	0.73021996	3.4551394	11.0389795
9/10/2020	0.033857	0.007061	0.026796	1.465004	1.391293	0.07371	4.95098257	11.85305214	0.72922808	3.4467614	11.0240316
9/11/2020	0.03468	0.007621	0.027059	1.475142	1.397442	0.077701	4.94425583	11.82708263	0.72823435	3.4387066	11.0090427
9/12/2020	0.035654	0.008196	0.027458	1.489362	1.407109	0.082253	4.93751955	11.8016901	0.7272402	3.4309969	10.9940329
9/13/2020	0.036626	0.008653	0.027972	1.505067	1.419084	0.085983	4.93078184	11.77696609	0.72624725	3.4236419	10.9790211
9/14/2020	0.037533	0.008017	0.029516	1.521667	1.432853	0.088815	4.92405701	11.75298119	0.72525793	3.41663	10.9640408
9/15/2020	0.038334	0.007506	0.030828	1.536913	1.445948	0.090965	4.91736317	11.72976494	0.72427583	3.4099255	10.949132
9/16/2020	0.039018	0.007085	0.031933	1.550383	1.457997	0.092386	4.91072226	11.70730972	0.72330427	3.403482	10.9343443
9/17/2020	0.039557	0.00672	0.032837	1.561241	1.468349	0.092892	4.90415478	11.68557262	0.72234553	3.3972464	10.9197235
9/18/2020	0.039897	0.006372	0.033525	1.568056	1.475944	0.092112	4.89767361	11.66447639	0.72140086	3.391155	10.9053001
9/19/2020	0.040069	0.006043	0.034027	1.571612	1.481156	0.090455	4.89128685	11.64391327	0.72047079	3.385134	10.8910904
9/20/2020	0.040108	0.005736	0.034372	1.572723	1.484437	0.088286	4.88499784	11.62374973	0.71955508	3.3791103	10.8771019
9/21/2020	0.040054	0.005459	0.034595	1.572324	1.486359	0.085965	4.87880373	11.60383797	0.71865314	3.3730249	10.863327
9/22/2020	0.039943	0.005217	0.034726	1.571169	1.48742	0.083748	4.87270117	11.58403587	0.71776408	3.3668375	10.8497581
9/23/2020	0.03978	0.005002	0.034777	1.569265	1.487652	0.081613	4.86668396	11.56421471	0.71688676	3.3605266	10.83638
9/24/2020	0.039597	0.004821	0.034775	1.567295	1.487529	0.079766	4.86074448	11.54427242	0.71601999	3.3540843	10.8231754
9/25/2020	0.039384	0.004662	0.034722	1.56491	1.486867	0.078043	4.85487509	11.52413273	0.71516258	3.3475134	10.8101273
9/26/2020	0.039185	0.004536	0.034649	1.563073	1.486327	0.076746	4.84906721	11.50374699	0.71431333	3.3408239	10.7972155
9/27/2020	0.038963	0.004422	0.034541	1.560788	1.485311	0.075478	4.84331369	11.48308945	0.71347111	3.3340302	10.7844238
9/28/2020	0.038651	0.005069	0.033582	1.550525	1.476291	0.074234	4.83760452	11.46215248	0.71263421	3.3271449	10.7717295
9/29/2020	0.038506	0.005541	0.032966	1.548601	1.475086	0.073515	4.8319273	11.4409399	0.7118001	3.3201807	10.7591038
9/30/2020	0.038346	0.005217	0.033129	1.54651	1.473866	0.072643	4.82626724	11.41946507	0.71096712	3.313153	10.7465153
10/1/2020	0.143453	0.044264	0.099189	1.926394	1.854426	0.071968	3.47405553	11.73277855	0.71886659	3.312602	7.86834526
10/2/2020	0.141221	0.038337	0.102884	1.906948	1.836549	0.070399	3.08497214	12.01807308	0.72228104	3.3120739	6.98933983
10/3/2020	0.138766	0.03298	0.105786	1.885315	1.817632	0.067683	2.97546172	12.26469326	0.7242139	3.3114734	6.75039911
10/4/2020	0.136137	0.029028	0.107109	1.86675	1.800107	0.066643	2.94725585	12.47764397	0.7257421	3.3108084	6.69475794
10/5/2020	0.13357	0.025421	0.108148	1.85037	1.784521	0.065848	2.94277644	12.66140366	0.72716373	3.3101454	6.6927557
10/6/2020	0.130979	0.022466	0.108513	1.831656	1.767651	0.064005	2.94525814	12.8197794	0.72856039	3.3094416	6.70522881
10/7/2020	0.12843	0.020102	0.108327	1.816382	1.752928	0.063455	2.94980669	12.95607948	0.72994411	3.3086979	6.7210865
10/8/2020	0.125913	0.018176	0.107737	1.80063	1.73805	0.06258	2.95495939	13.0732317	0.73131114	3.3079464	6.73732615
10/9/2020	0.123425	0.016581	0.106844	1.782725	1.721948	0.060777	2.96025658	13.17365551	0.73265529	3.3071294	6.75313854
10/10/2020	0.12101	0.015302	0.105708	1.766529	1.706921	0.059608	2.96553993	13.25948238	0.73397064	3.3062294	6.76819372
10/11/2020	0.118693	0.014298	0.104395	1.753251	1.693769	0.059482	2.97074556	13.33268833	0.73525244	3.3053095	6.78243732
10/12/2020	0.116451	0.013484	0.102967	1.740163	1.680881	0.059282	2.97583985	13.39498901	0.73649728	3.3044047	6.7959919
10/13/2020	0.114089	0.013191	0.100898	1.723473	1.664749	0.058724	2.98080039	13.44769669	0.73769599	3.3034937	6.80804539
10/14/2020	0.112008	0.012566	0.099443	1.709594	1.651627	0.057967	2.98559499	13.49203968	0.73884851	3.3025506	6.82047892
10/15/2020	0.110009	0.012064	0.097945	1.696428	1.639025	0.057403	2.99021435	13.52921486	0.73996216	3.3015721	6.83222771
10/16/2020	0.108109	0.011678	0.096431	1.685042	1.627628	0.057414	2.99467587	13.56020355	0.74103624	3.3005869	6.84334707
10/17/2020	0.106281	0.011361	0.09492	1.673541	1.616287	0.057255	2.99898243	13.58585453	0.74207062	3.2996097	6.85395384

Date	Lake TP (mg/L)	Lake DP (mg/L)	Lake OP (mg/L)	Lake TN (mg/L)	Lake DN (mg/L)	Lake ON (mg/L)	Porewater DP (mg/L)	Porewater DN (mg/L)	Sediment P (mg/g)	Sediment N (mg/g)	Sediment P flux (mg/m2/d)
10/18/2020	0.104534	0.011109	0.093425	1.662556	1.60538	0.057176	3.00313377	13.606884	0.74306571	3.2986345	6.86405706
10/19/2020	0.102771	0.01129	0.091481	1.650234	1.593135	0.057099	3.00713229	13.62386036	0.74401617	3.2976635	6.87281418
10/20/2020	0.101172	0.011458	0.089714	1.639972	1.582672	0.0573	3.01096439	13.63733006	0.74491876	3.2967062	6.88121986
10/21/2020	0.099656	0.011593	0.088062	1.62989	1.572459	0.057432	3.01461554	13.64783001	0.74577743	3.2957702	6.88928652
10/22/2020	0.097824	0.011848	0.085976	1.615752	1.556864	0.058889	3.01808453	13.6555872	0.74658817	3.2949049	6.89666128
10/23/2020	0.096533	0.012167	0.084366	1.612357	1.550658	0.0617	3.02136827	13.66116333	0.74735165	3.2942183	6.9034605
10/24/2020	0.095469	0.012515	0.082954	1.61328	1.548121	0.065159	3.02447748	13.66542053	0.7480765	3.2937901	6.90979624
10/25/2020	0.094554	0.012241	0.082313	1.616206	1.54767	0.068535	3.02742743	13.66887188	0.74877489	3.293642	6.91719198
10/26/2020	0.093704	0.012647	0.081057	1.61954	1.547778	0.071762	3.03025866	13.67185497	0.7494486	3.2937634	6.9227562
10/27/2020	0.092927	0.012377	0.080551	1.623294	1.548547	0.074747	3.03298664	13.67460823	0.7500993	3.2941375	6.92963457
10/28/2020	0.092181	0.012158	0.080023	1.62639	1.549191	0.077199	3.03561592	13.67729855	0.75073612	3.2947319	6.93616819
10/29/2020	0.091455	0.011975	0.079481	1.628502	1.549446	0.079056	3.03817749	13.68001747	0.75135845	3.2955003	6.94246483
10/30/2020	0.090733	0.011808	0.078924	1.628912	1.54879	0.080122	3.04067874	13.6827879	0.751966	3.2963858	6.94858503
10/31/2020	0.09001	0.011654	0.078356	1.627674	1.547187	0.080486	3.04312038	13.68558025	0.75255841	3.2973273	6.95454121
11/1/2020	0.089188	0.011416	0.077772	1.625238	1.544848	0.08039	2.64654708	13.4890728	0.75562018	3.2995188	6.04530096
11/2/2020	0.088254	0.011094	0.077161	1.622433	1.542252	0.080181	2.53268838	13.31843376	0.75708771	3.301626	5.78483486
11/3/2020	0.087318	0.010798	0.07652	1.619659	1.539654	0.080005	2.50131655	13.17031097	0.75807768	3.3036542	5.71354294
11/4/2020	0.08641	0.01055	0.07586	1.616976	1.537101	0.079875	2.49398518	13.04179764	0.75891566	3.3056147	5.69729185
11/5/2020	0.085534	0.010346	0.075188	1.614176	1.534465	0.079711	2.49363279	12.93036079	0.75969654	3.3075147	5.69695187
11/6/2020	0.084697	0.010182	0.074515	1.611484	1.531892	0.079591	2.49527812	12.83379269	0.76044798	3.3093605	5.70110226
11/7/2020	0.083887	0.010044	0.073843	1.608376	1.52905	0.079326	2.49746633	12.75016212	0.76117814	3.3111532	5.7064395
11/8/2020	0.083112	0.009932	0.07318	1.605256	1.52619	0.079066	2.49977303	12.67778301	0.76188952	3.3128915	5.71198893
11/9/2020	0.082371	0.009841	0.07253	1.602128	1.523318	0.07881	2.50207424	12.61519432	0.76258314	3.3145797	5.71747684
11/10/2020	0.08166	0.009765	0.071895	1.598892	1.520371	0.078521	2.50433469	12.56112003	0.76325965	3.31622	5.72283602
11/11/2020	0.080764	0.01027	0.070494	1.590937	1.512561	0.078376	2.50654793	12.5142765	0.76390964	3.3178201	5.72675514
11/12/2020	0.080168	0.010123	0.070045	1.588695	1.510319	0.078376	2.50868702	12.47375107	0.76453567	3.3193941	5.73199844
11/13/2020	0.079612	0.010014	0.069598	1.587031	1.508471	0.07856	2.51074719	12.43894196	0.76514977	3.3209577	5.73697662
11/14/2020	0.079122	0.00995	0.069173	1.586958	1.507694	0.079265	2.51275873	12.40917301	0.76575214	3.3225412	5.7417388
11/15/2020	0.078576	0.010488	0.068089	1.584871	1.504922	0.079949	2.51473546	12.38378143	0.76633471	3.3241668	5.74503851
11/16/2020	0.078109	0.010866	0.067242	1.582782	1.502789	0.079993	2.51666141	12.36217213	0.76689237	3.325809	5.74858904
11/17/2020	0.077708	0.010629	0.067079	1.581841	1.501646	0.080195	2.51850915	12.34392452	0.76743686	3.3274496	5.75337219
11/18/2020	0.077302	0.010428	0.066874	1.580158	1.50005	0.080108	2.52029777	12.32862473	0.76797611	3.3290842	5.75793743
11/19/2020	0.076887	0.010253	0.066634	1.577636	1.497912	0.079724	2.52205682	12.31585312	0.76850897	3.3306899	5.7623744
11/20/2020	0.076481	0.010109	0.066372	1.575027	1.495699	0.079327	2.52379322	12.30525112	0.76903474	3.3322554	5.76668692
11/21/2020	0.07609	0.009993	0.066098	1.57244	1.493483	0.078957	2.52550721	12.29652023	0.76955301	3.3337817	5.77088642
11/22/2020	0.075704	0.009893	0.065811	1.569555	1.491057	0.078498	2.52719808	12.28939629	0.7700634	3.3352673	5.7749939
11/23/2020	0.075326	0.009809	0.065518	1.566498	1.488496	0.078002	2.52886462	12.28364372	0.77056581	3.3367078	5.77901077
11/24/2020	0.074937	0.010255	0.064682	1.562652	1.485103	0.077549	2.53051066	12.27903175	0.77105331	3.3381038	5.7817626
11/25/2020	0.074524	0.010688	0.063836	1.558203	1.480407	0.077797	2.5321219	12.27532673	0.77151912	3.3394861	5.78446579
11/26/2020	0.074205	0.011127	0.063078	1.556216	1.477221	0.078994	2.533674	12.27242947	0.77196437	3.3409221	5.78701925
11/27/2020	0.074105	0.01089	0.063215	1.559203	1.478822	0.080381	2.5351584	12.27049446	0.77240151	3.342458	5.79096842
11/28/2020	0.074018	0.010708	0.06331	1.562498	1.480751	0.081747	2.53660083	12.26962757	0.7728411	3.3441007	5.7946949
11/29/2020	0.073919	0.010556	0.063363	1.565084	1.482336	0.082748	2.53803658	12.26973534	0.77328187	3.3458347	5.79833746
11/30/2020	0.073804	0.010426	0.063378	1.566874	1.483486	0.083389	2.53947353	12.27069759	0.77372277	3.3476307	5.80193329
12/1/2020	0.071241	0.010306	0.060935	1.556017	1.483903	0.072113	2.54267573	12.27366066	0.77569962	3.3553007	5.80955315
12/2/2020	0.068867	0.010195	0.058672	1.547225	1.483545	0.063679	2.54801869	12.27924538	0.77754211	3.3613513	5.82206583
12/3/2020	0.066678	0.010097	0.056581	1.540125	1.482716	0.057408	2.55371785	12.2864542	0.77926928	3.3661938	5.83536482
12/4/2020	0.064662	0.010013	0.054649	1.534321	1.48157	0.052751	2.559273	12.29459095	0.78089255	3.3701386	5.84830189
12/5/2020	0.062812	0.009943	0.052869	1.529573	1.480258	0.049315	2.56455684	12.30317879	0.78242064	3.3734188	5.86058378
12/6/2020	0.061114	0.009886	0.051229	1.525588	1.478817	0.04677	2.5695498	12.31189632	0.78386122	3.3762076	5.87217093
12/7/2020	0.059555	0.009837	0.049718	1.522064	1.477219	0.044845	2.5742631	12.32053089	0.78522122	3.3786287	5.88309574
12/8/2020	0.058118	0.009793	0.048325	1.518723	1.475397	0.043326	2.57871485	12.32893467	0.78650689	3.3807666	5.89340878
12/9/2020	0.056776	0.009747	0.047029	1.514983	1.473044	0.041939	2.58292365	12.33699703	0.78772378	3.3826659	5.90317011
12/10/2020	0.05555	0.009711	0.045839	1.511663	1.470735	0.040928	2.58690739	12.34465027	0.78887695	3.3843679	5.91239262
12/11/2020	0.054441	0.009688	0.044753	1.509023	1.468712	0.040311	2.59068418	12.35188484	0.78997177	3.3859358	5.92110872
12/12/2020	0.053381	0.010306	0.043074	1.502854	1.461901	0.040954	2.59426689	12.35856342	0.79099602	3.3875039	5.92790985
12/13/2020	0.052615	0.010794	0.041821	1.502625	1.461104	0.041521	2.59763765	12.36482334	0.7919457	3.389168	5.93452263
12/14/2020	0.051941	0.010609	0.041332	1.502936	1.461261	0.041674	2.60078764	12.37099934	0.79285103	3.3908885	5.94217348
12/15/2020	0.051288	0.01045	0.040838	1.502408	1.46089	0.041519	2.6037755	12.37712955	0.79373091	3.392606	5.94939375
12/16/2020	0.050646	0.010307	0.040338	1.500882	1.459829	0.041053	2.60665655	12.38316536	0.79458481	3.3942704	5.9563303
12/17/2020	0.050018	0.01018	0.039838	1.498573	1.458172	0.040401	2.60944629	12.38903904	0.79541248	3.3958416	5.96302319
12/18/2020	0.049405	0.010065	0.039341	1.495603	1.455971	0.039632	2.61214924	12.39468479	0.79621404	3.3972952	5.96948814
12/19/2020	0.048836	0.009971	0.038864	1.492818	1.453771	0.039047	2.61476755	12.40006351	0.7969901	3.3986368	5.97570848
12/20/2020	0.048302	0.009893	0.038408	1.490005	1.451466	0.038539	2.61730433	12.405159	0.79774171	3.3998878	5.9817071
12/21/2020	0.047791	0.009824	0.037967	1.486879	1.448881	0.037998	2.61976194	12.40995598	0.79846984	3.401052	5.98750496
12/22/2020	0.047299	0.00976	0.037539	1.483404	1.445989	0.037415	2.62214303	12.41443348	0.7991752	3.4021235	5.99311352
12/23/2020	0.046842	0.009707	0.037134	1.480025	1.443082	0.036943	2.62445021	12.41858101	0.79985881	3.4031079	5.99852753
12/24/2020	0.046382	0.00965	0.036732	1.475804	1.439554	0.03625	2.62668633	12.42237663	0.80052125	3.4039965	6.00378847

Date	Lake TP (mg/L)	Lake DP (mg/L)	Lake OP (mg/L)	Lake TN (mg/L)	Lake DN (mg/L)	Lake ON (mg/L)	Porewater DP (mg/L)	Porewater DN (mg/L)	Sediment P (mg/g)	Sediment N (mg/g)	Sediment P flux (mg/m2/d)
12/25/2020	0.04587	0.00997	0.035899	1.468982	1.434172	0.034811	2.62884951	12.42571831	0.80115181	3.4047108	6.00801706
12/26/2020	0.045392	0.009817	0.035575	1.462315	1.428699	0.033615	2.63091755	12.42850971	0.80175263	3.4052103	6.0131135
12/27/2020	0.044956	0.009697	0.035258	1.456415	1.423568	0.032847	2.63289285	12.43074894	0.80233675	3.40555	6.01791906
12/28/2020	0.044665	0.010091	0.034574	1.453406	1.42017	0.033236	2.63480473	12.43253803	0.80289501	3.4058588	6.02140188
12/29/2020	0.044336	0.009931	0.034405	1.448513	1.415723	0.03279	2.63664174	12.43395138	0.80343121	3.4061625	6.02598381
12/30/2020	0.043889	0.010215	0.033674	1.436822	1.404596	0.032226	2.63840151	12.43474197	0.80394423	3.4063838	6.02936983
12/31/2020	0.043666	0.010044	0.033622	1.433488	1.401155	0.032334	2.64008808	12.43499851	0.80443704	3.4065676	6.03362989

Sediment N flux (mg/m2/d)
27.038271
27.855761
28.602316
29.278837
29.888254
30.434721
30.923042
31.358185
31.745146
32.088768
32.393612
32.663883
32.903473
33.115856
33.304062
33.470947
33.618965
33.750244
33.86681
33.970295
34.062241
34.143986
34.219009
34.28862
34.343468
34.386475
34.426128
34.464138
34.498066
34.529385
34.559475
34.587502
34.613728
34.63995
34.663857
34.686756
34.708618
34.729832
34.749962
34.769142
34.787399
34.804638
34.820732
34.83556
34.848957
34.859959
34.868378
34.875061
34.880363
34.884647
34.887955
34.89109
34.892944
34.8941
34.894524
34.894508
34.892651
34.890903
34.887993
34.884262
34.87912
34.874088
34.867752
34.860226
34.8522
34.842793
34.833981

Sediment N flux (mg/m2/d)
34.819572
34.799107
34.76276
34.723957
34.681927
34.637508
34.597271
34.562897
34.537075
34.521904
34.516354
34.518719
34.531208
34.547447
34.569969
34.597797
34.631111
34.667419
34.708332
34.751858
34.797195
34.843781
34.890491
34.936169
34.98032
35.02541
35.066647
35.107971
35.148674
35.173218
35.186405
35.193119
35.200626
35.209393
35.218277
35.229408
35.24395
35.262821
35.285458
35.310532
35.338146
35.368526
35.401211
35.43531
35.469788
35.503395
35.538559
35.572151
35.59478
35.615891
35.635342
35.653915
35.672089
30.705893
27.116684
24.521286
22.64312
21.282558
20.295502
19.577944
19.05484
18.672056
18.390503
18.181955
18.026081
17.90834
17.818478
17.749321

Sediment N flux (mg/m2/d)
17.695761
17.654036
17.621353
17.595594
17.575098
17.558516
17.544729
17.532804
17.521942
17.511477
17.500893
17.48988
17.478275
17.466053
17.453215
17.439735
20.63022
22.87162
24.437651
25.523376
26.267721
26.769585
27.09939
27.307289
27.429008
27.489988
27.508339
27.496935
27.464886
27.418604
27.362585
27.299961
27.232927
27.163033
27.091389
27.018829
26.945995
26.873398
26.801443
26.730463
26.660728
26.592447
26.525816
26.461027
26.398251
26.337593
26.279072
26.222614
26.16806
26.115177
26.063663
26.013184
25.963387
25.913914
25.86442
25.814602
25.764189
25.712967
25.660767
25.607479
25.553051
25.497454
25.440695
25.382811
25.323875
25.264002
25.203333
25.142036

Sediment N flux (mg/m2/d)
25.080322
25.018591
24.957592
24.898453
24.842512
24.791178
24.745794
24.707361
24.676331
24.652536
24.63526
24.623392
24.615591
24.610485
24.606798
24.603424
24.599432
24.59408
24.586788
24.577168
24.565012
24.550276
24.533041
24.51351
24.491964
24.468679
24.443869
24.417702
24.390314
24.361816
24.332275
24.30171
24.270063
24.237236
24.203096
24.16749
24.13028
24.091347
24.050621
24.008062
23.963686
23.917534
23.869709
23.820339
23.76956
23.717524
23.664387
23.610294
23.555382
23.499767
23.443562
23.386862
23.329731
23.272209
23.214317
23.156071
23.097492
23.038609
22.979456
22.920076
22.860506
22.800793
22.740997
22.681175
22.621363
22.561569
22.501804
22.442081

Sediment N flux (mg/m2/d)
22.38241
22.322783
25.571415
26.351803
27.028128
27.616356
28.127319
28.571009
28.956051
29.289991
29.579576
29.830423
30.047297
30.235394
30.396717
30.537659
30.661957
30.768751
30.860325
30.937796
31.002813
31.055521
31.099642
31.135313
31.164951
31.20599
31.232107
31.24909
31.241632
31.232445
31.220839
31.209858
31.199903
30.685678
30.240065
29.854595
29.520079
29.229633
28.9783
28.761011
28.572525
28.409367
28.26807
28.146772
28.04229
27.950808
27.873837
27.806828
27.74823
27.696407
27.651625
27.613255
27.580275
27.551165
27.525282
27.503119
27.482426
27.464384
27.448509
27.435219
27.422966
27.411335
27.405624
27.397869
27.394085
27.393579
27.394567
27.396629

Sediment N flux (mg/m2/d)
27.401747
27.4084
27.416279
27.421099
27.423626
27.421137
27.423347
27.42025
27.42065
27.421518
27.41975
27.415138
27.407156
27.397528
27.387396
27.380333
27.368538
27.357695
27.348623
27.344839
27.33847
27.333405
27.329451
27.326424
27.322876
27.31979
27.310692
27.302721
27.288801
27.273022
27.258823
27.249193
27.241272
27.237171
27.237352
27.239544
27.243376
27.249512
27.255556
27.262354
27.269667
27.276575
27.282846
27.294855
27.29899
27.302504
27.305374
27.307272
27.30715
27.305809
27.301487
27.296329
27.291317
27.287161
27.279732
27.271839
27.264431
27.259111
27.254951
27.248983
27.241316
27.232101
27.221514
27.212141
27.203369
27.194252
27.184643
27.173662

Sediment N flux (mg/m2/d)
27.161572
27.147362
27.131435
27.112991
27.095039
27.07432
27.040342
27.002707
26.965557
26.930384
26.885056
26.845467
26.811392
26.78368
26.762907
26.748749
26.742516
26.739595
26.737646
26.740919
26.757948
26.78149
26.793272
26.80928
26.827841
26.852907
26.870407
26.888512
26.907837
26.928858
26.950829
26.97377
26.997992
27.022627
27.046839
27.070894
27.091068
27.137285
27.143372
27.149921
27.150705
27.155039
27.163536
27.176104
27.194654
27.219337
27.24947
27.285713
27.326527
27.374802
27.422882
27.473185
27.525124
27.576773
27.628588
27.694004
27.743113
27.792788
27.84243
27.891937
27.942505
27.992603
28.041517
28.097076
28.14761
28.205173
28.250023
28.297178

Sediment N flux (mg/m2/d)
28.33186
28.366783
28.409088
28.442513
28.47789
28.526161
28.564936
28.603058
28.639612
28.676527
24.752111
21.922291
19.882444
18.412655
17.354149
16.592266
16.044205
15.650181
15.367055
15.16371
15.017713
14.912875
14.837542
14.783325
14.744226
14.715959
14.695431
14.680349
14.668992
14.660072
14.652637
14.646015
14.639769
14.633682
14.627699
14.621819
14.616086
14.610537
14.605141
14.599813
14.594441
17.27998
19.168726
20.490602
21.409477
22.041996
22.471117
22.755795
22.937885
23.047119
23.104647
23.125576
23.120716
23.097794
23.062296
23.018099
22.96793
22.913702
22.856735
22.797909
22.737804
22.676807
22.615189
22.553148
22.490854
22.428448
22.366045
22.303719

Sediment N flux (mg/m2/d)
22.241503
22.179386
22.117338
22.055323
21.993309
21.931259
21.869139
21.806925
21.744585
21.682102
21.619452
21.556623
21.493605
21.430378
21.366941
21.303314
21.239525
21.175619
21.111612
21.047483
20.983194
20.918707
20.853998
20.789057
20.723907
20.658625
20.593367
20.528337
20.463741
20.399734
20.33642
20.273914
20.212414
20.152193
20.09351
20.036551
19.981441
19.928261
19.877035
19.827669
19.779879
19.733187
19.687008
19.640793
19.594109
19.546669
19.49831
19.44898
19.398714
19.347605
19.295742
19.243193
19.190008
19.136236
19.081944
19.02721
18.972109
18.916735
18.861193
18.805599
18.750046
18.69459
18.639246
18.583994
18.528793
18.473614
18.418425
18.363222

Sediment N flux (mg/m2/d)
18.308014
18.252842
18.197775
18.142881
18.088196
18.033743
17.979511
17.925472
17.871574
17.817764
17.764002
17.71026
17.656527
17.6028
17.549074
17.495352
17.441648
17.387993
17.334406
17.28088
17.227394
17.173935
17.120525
17.067257
17.014322
16.961958
16.910334
19.80439
20.340279
20.806011
21.209362
21.560886
21.866734
22.132751
22.365887
22.567818
22.741369
22.889975
23.018358
23.133842
23.229603
23.306671
23.37364
23.430996
23.477825
23.514645
23.545092
23.571424
23.589809
23.606066
23.623802
23.636736
23.646601
23.653725
23.65876
23.663322
23.667561
23.671223
23.287766
22.954435
22.6724
22.412233
22.185202
21.986883
21.814148
21.671534
21.541809
21.409121

Sediment N flux (mg/m2/d)
21.287329
21.180632
21.087538
21.006802
20.937757
20.882658
20.839344
20.805233
20.778267
20.756258
20.738598
20.726101
20.721754
20.716335
20.713535
20.711279
20.716854
20.714607
20.713255
20.712919
20.716402
20.723326
20.736086
20.747503
20.748581
20.748423
20.749369
20.75219
20.757708
20.767433
20.779327
20.791193
20.80171
20.816057
20.822332
20.82313
20.823914
20.824759
20.827703
20.832287
20.839342
20.847076
20.855446
20.863621
20.873081
20.882643
20.893118
20.903175
20.913418
20.924362
20.934563
20.94178
20.949677
20.962988
20.973215
20.98164
20.987776
20.993576
20.998999
21.004625
21.010426
21.016171
21.022017
21.032471
21.03937
21.046726
21.051123
21.053185

Sediment N flux (mg/m2/d)
21.058832
21.065502
21.073338
21.08285
21.079084
21.073841
21.068609
21.064444
21.060726
21.057621
21.056517
21.055538
21.05489
21.053602
21.049397
21.04373
21.037487
21.031746
21.026892
21.023241
21.020214
21.017836
21.016489
21.015665
21.017519
21.021038
21.023808
21.02466
21.023296
21.022486
21.020845
21.019533
21.018602
21.018003
21.018631
21.018158
21.017082
21.021549
21.019573
21.018
21.01638
21.014507
21.01594
21.007711
20.995745
20.985758
20.971178
20.959019
20.950369
20.943419
20.936949
20.924692
20.912058
20.90107
20.891851
20.88677
20.878248
20.874092
20.873314
20.876045
20.882059
20.889688
20.900421
20.909555
20.918839
20.929136
20.938656
20.950138

Sediment N flux (mg/m2/d)
20.962994
20.978067
20.995901
21.012669
21.03157
21.047026
21.06484
21.078211
21.091038
21.104263
21.11853
21.133947
21.151106
21.169279
21.18745
21.205667
21.223112
21.239937
21.256382
21.272057
21.316076
21.322243
21.322615
21.323805
21.329493
21.339134
21.343227
21.34944
21.355898
21.363131
21.371508
21.379288
21.387268
21.397516
21.40443
21.415075
18.439491
16.289043
14.734135
13.609062
12.794252
12.203431
11.774369
11.462199
11.234592
11.06826
10.946416
10.856919
10.790943
10.742038
10.705475
10.677779
10.6564
10.639476
10.625648
10.613914
10.603521
10.593924
10.584724
10.575646
10.56648
10.557081
10.547391
10.537416
10.527185
10.516717
10.50603
12.426927

Sediment N flux (mg/m2/d)
13.776155
14.718669
15.372006
15.819848
16.121731
16.319992
16.4447
16.517204
16.552614
16.561605
16.551727
16.52833
16.495245
16.455212
16.410206
16.36165
16.310581
16.257738
16.203642
16.148668
16.093084
16.037088
15.980842
15.924465
15.868054
15.811688
15.755414
15.699265
15.643252
15.587391
15.531693
15.476175
15.420842
15.3657
15.310753
15.256002
15.201456
15.147126
15.093007
15.039085
14.985365
14.931847
14.878532
14.825433
14.772553
14.719901
14.667477
14.615286
14.563367
14.511774
14.460546
14.409682
14.359179
14.309041
14.259274
14.20988
14.160855
14.112196
14.063893
14.015938
13.968318
13.921023
13.874042
13.82735
13.780932
13.734776
13.688871
13.643204

Sediment N flux (mg/m2/d)
13.597763
13.55254
13.507545
13.462784
13.41826
13.373962
13.32988
13.286002
13.242332
13.198871
13.15563
13.112618
13.069835
13.027275
12.984926
12.942776
12.900803
12.858983
12.8173
12.775743
12.734314
12.693007
12.651819
12.610734
12.569746
12.528858
12.48808
12.447426
12.4069
12.366523
12.326304
12.286259
12.246397
12.206724
12.167235
12.127916
12.088758
12.049747
12.010878
11.97215
11.93356
11.895107
11.85679
11.818601
11.780539
11.742617
11.704857
11.667269
11.629848
11.592593
11.555514
11.518616
11.481892
13.564971
13.921205
14.229035
14.494392
14.724961
14.924131
15.094677
15.242358
15.370097
15.478899
15.57137
15.651001
15.716332
15.770385
15.817092

Sediment N flux (mg/m2/d)
15.85409
15.884376
15.913796
15.932904
15.946359
15.95663
15.96272
15.961676
15.956654
15.951981
15.949969
15.945949
15.943572
15.940301
15.937634
15.935649
15.67382
15.445644
15.246341
15.073959
14.923996
14.794283
14.681442
14.58218
14.496461
14.421593
14.356256
14.301954
14.251295
14.206189
14.166493
14.132256
14.102365
14.076895
14.054014
14.034534
14.016962
14.002093
13.989589
13.978932
13.968699
13.959759
13.951937
13.945404
13.939245
13.932533
13.928785
13.926807
13.92581
13.92686
13.927064
13.927508
13.928133
13.928511
13.928552
13.927946
13.92791
13.928352
13.927468
13.926128
13.924924
13.923571
13.920255
13.916716
13.912779
13.91255
13.907576
13.9038

Sediment N flux (mg/m2/d)
13.902379
13.900306
13.897159
13.894115
13.890625
13.887391
13.885684
13.88557
13.885647
13.885633
13.885394
13.884819
13.88414
13.883683
13.882762
13.881524
13.880539
13.879234
13.876991
13.87953
13.871968
13.863041
13.858163
13.855104
13.853221
13.852024
13.851396
13.851126
13.850812
13.850319
13.84964
13.848994
13.848713
13.847944
13.846349
13.845345
13.839074
13.829439
13.817265
13.800988
13.784235
13.77519
13.77102
13.772979
13.774533
13.777403
13.781294
13.790421
13.789177
13.781963
13.773172
13.75374
13.734981
13.718766
13.70439
13.692616
13.682643
13.680325
13.684698
13.689305
13.702273
13.716962
13.73581
13.756642
13.777827
13.798741
13.821469
13.842201

Sediment N flux (mg/m2/d)
13.862106
13.881773
13.901135
13.919063
13.935759
13.96032
13.975686
13.991323
14.005368
14.017273
13.985697
13.948066
13.923942
13.900342
13.872209
13.847557
13.826155
13.808755
13.805536
13.814953
13.833681
13.862353
13.902761
13.948532
13.997599
14.0471
14.090961
14.129247
14.162157
14.193017
14.222162
14.253735
14.287696
14.32234
14.356193
14.391951
14.429586
14.472123
14.520782
14.568457
14.61428
14.6541
14.678806
14.706445
14.734239
14.770687
14.815609
14.8654
14.979499
15.002898
15.014913
15.036591
15.075072
15.131333
15.214005
15.301966
15.401798
15.511445
15.627844
15.750031
15.876582
13.881454
12.456196
11.441492
10.722253
10.215431
9.8611355
9.616189

Sediment N flux (mg/m2/d)
9.4494867
9.3386297
9.2675476
9.2247963
9.2022772
9.194231
9.1965313
9.2061939
9.2210217
9.2393456
9.2598677
9.2815905
9.3037643
9.3258476
9.3474569
9.3683319
9.3883333
9.4074211
9.4255915
9.4428587
9.4592695
9.4749384
9.4900465
9.5047817
11.295388
12.559735
13.450113
14.075131
14.512078
14.815852
15.025388
15.168253
15.26394
15.326211
15.364764
15.386425
15.395991
15.39686
15.391454
15.381495
15.368198
15.352412
15.334736
15.315587
15.295255
15.27399
15.252172
15.230405
15.209435
15.190116
15.173508
15.160834
15.153172
15.151145
15.154882
15.164191
15.178622
15.197515
15.220044
15.245295
15.272315
15.30019
15.328053
15.355129
15.38073
15.404255
15.425198
15.443158

Sediment N flux (mg/m2/d)
15.457864
15.469158
15.476989
15.481385
15.482443
15.480289
15.475067
15.466942
15.456123
15.442852
15.427378
15.409943
15.390782
15.370121
15.348159
15.325049
15.30092
15.275862
15.249944
15.223232
15.195786
15.167661
15.138897
15.109535
15.079611
15.049156
15.018194
14.986732
14.954757
14.922232
14.889143
14.855511
14.821369
14.78674
14.751614
14.715973
14.679808
14.643111
14.605899
14.568214
14.530144
14.491792
14.453266
14.414642
14.375983
14.337322
14.298682
14.260085
14.221555
14.183126
14.144829
14.106666
14.068614
14.030638
13.99271
13.954803
13.916889
13.878955
13.840973
13.802899
13.76468
13.72628
13.687696
13.648953
13.610113
13.571257
13.532475
13.493888

Sediment N flux (mg/m2/d)
13.455634
13.417832
13.380555
13.343833
13.307662
13.271999
13.236785
13.201941
13.167374
13.132976
14.865242
15.331991
15.732336
16.08346
16.399097
16.657562
16.882744
17.078791
17.249739
17.398729
17.528648
17.641996
17.741917
17.827259
17.896364
17.959543
18.011248
18.058992
18.097742
18.132498
18.162683
18.189846
18.213495
18.234529
18.25366
18.271496
18.287289
18.300255
18.310976
18.321104
18.335432
18.038448
17.779173
17.553663
17.358049
17.188848
17.046461
16.916792
16.804152
16.706459
16.622557
16.550127
16.486282
16.433466
16.388763
16.350655
16.320011
16.291779
16.274702
16.24971
16.227936
16.207859
16.190838
16.177412
16.168831
16.164898
16.161743
16.162262

Sediment N flux (mg/m2/d)
16.163372
16.165598
16.16658
16.16877
16.174068
16.18169
16.190563
16.20048
16.211699
16.231607
16.247955
16.264742
16.277935
16.290585
16.301645
16.312515
16.323231
16.332136
16.340216
16.34856
16.355017
16.360886
16.367836
16.373068
16.38105
16.385763
16.389139
16.391615
16.395042
16.397659
16.399445
16.401079
16.402683
16.404655
16.408895
16.411915
16.413084
16.414213
16.4174
16.418447
16.419559
16.420725
16.421736
16.421524
16.428905
16.424372
16.420019
16.418465
16.42042
16.423578
16.427162
16.430603
16.435369
16.439119
16.443123
16.446579
16.449982
16.452742
16.455578
16.459623
16.461662
16.46377
16.46554
16.467104
16.469145
16.472616
16.474094
16.475237

Sediment N flux (mg/m2/d)
16.476053
16.478745
16.479885
16.480991
16.482655
16.482946
16.483301
16.483919
16.484371
16.48468
16.485064
16.48572
16.486885
16.487768
16.491123
16.491987
16.495214
16.489986
16.481089
16.471802
16.462357
16.455217
16.449366
16.446609
16.445463
16.448177
16.454214
16.459099
16.463514
16.469721
16.474024
16.478064
16.483719
16.490021
16.495995
16.501083
16.500172
16.494249
16.482239
16.458309
16.43869
16.421474
16.406858
16.38254
16.356264
16.339846
16.336262
16.34264
16.355715
16.374872
16.400723
16.434666
16.474758
16.514029
16.554882
16.595198
16.6336
16.671873
16.709793
16.748402
16.788904
16.830444
16.872499
16.913776
16.954702
16.996498
17.037422
17.076756

Sediment N flux (mg/m2/d)
17.124617
17.158735
17.167023
17.172722
17.178709
17.184999
17.192762
17.206459
17.227987
17.256374
17.28898
17.324793
17.364225
17.401913
17.439461
17.483946
17.520685
17.556494
15.195143
13.494959
12.271982
11.393425
10.763408
10.312677
9.9912014
9.7628279
9.6014233
9.4880886
9.409153
9.3547754
9.3179703
9.2939329
9.2793798
9.271986
9.2700443
9.2722425
9.2775173
9.2849789
9.2939005
9.3037167
9.313983
9.3243313
9.3344536
9.3441086
9.3531189
9.3614368
9.3692198
9.3767204
9.3840704
11.132901
12.365605
13.231178
13.835825
14.255169
14.543027
14.737677
14.866313
14.94822
14.997044
15.022429
15.031186
15.02814
15.016681
14.999187
14.977312
14.952223
14.92481
14.895861

Sediment N flux (mg/m2/d)
14.866165
14.836535
14.807782
14.780619
14.755591
14.733041
14.713129
14.695866
14.681091
14.668479
14.657607
14.648121
14.639894
14.633023
14.62769
14.624038
14.622102
14.621827
14.623077
14.625645
14.629233
14.633474
14.637953
14.642282
14.646135
14.649301
14.651653
14.653114
14.65361
14.653041
14.651295
14.64825
14.643801
14.637859
14.630365
14.621281
14.610575
14.598242
14.584284
14.568714
14.551556
14.532838
14.512611
14.490944
14.467911
14.443594
14.418085
14.391491
14.363932
14.335528
14.306389
14.276593
14.246191
14.215201
14.183612
14.151395
14.118501
14.084891
14.05054
14.015427
13.979548
13.942941
13.905719
13.868081
13.830281
13.792572
13.755179
13.718306

Sediment N flux (mg/m2/d)
13.682129
13.6468
13.612412
13.57899
13.546479
13.51475
13.483625
13.452912
13.422445
13.392108
13.361861
13.331727
13.301763
13.272025
13.242551
13.213339
13.184358
13.155542
13.126807
13.098061
13.069212
13.040183
13.01092
12.981384
12.951553
12.921411
12.890961
12.86022
12.82921
12.79796
12.766501
12.734864
12.703071
12.671139
12.639083
14.151183
14.623917
15.025017
15.373097
15.674858
15.93645
16.160934
16.356239
16.523092
16.667212
16.794008
16.90835
17.007837
17.098234
17.169142
17.214298
17.247499
17.27739
17.307411
17.338749
17.370438
17.402012
17.430147
17.458097
17.483053
17.506947
17.529171
17.551603
17.572762
17.592297
17.610706
17.335413
17.09893

Sediment N flux (mg/m2/d)
16.894966
16.721937
16.56909
16.437132
16.321297
16.222799
16.138443
16.066088
16.003412
15.953414
15.908473
15.870444
15.838219
15.81108
15.788804
15.775259
15.763143
15.752798
15.743444
15.736662
15.725945
15.723036
15.711207
15.7023
15.693292
15.687437
15.682727
15.678769
15.677995
15.686494
15.694045
15.703482
15.712927
15.722918
15.734125
15.747349
15.759019
15.770154
15.781365
15.792774
15.803926
15.814798
15.824924
15.835339
15.843467
15.850069
15.855015
15.860442
15.866822
15.873883
15.883722
15.888472
15.893241
15.897269
15.901954
15.907438
15.913293
15.922978
15.939427
15.954098
15.965681
15.976141
15.985597
15.995679
16.010431
16.019928
16.027975
16.035004

Sediment N flux (mg/m2/d)
16.039156
16.043636
16.050652
16.054729
16.059254
16.065271
16.07169
16.079407
16.087696
16.096367
16.10544
16.113508
16.122087
16.131676
16.142035
16.153316
16.165119
16.176916
16.187901
16.198353
16.209236
16.219402
16.232189
16.243427
16.251863
16.260021
16.26692
16.272095
16.276897
16.281775
16.28624
16.289766
16.296814
16.301262
16.3081
16.315092
16.321959
16.32369
16.32513
16.329586
16.336246
16.344318
16.351288
16.356392
16.361254
16.365564
16.369253
16.373621
16.375687
16.376028
16.375816
16.375147
16.377441
16.376066
16.37377
16.371399
16.368959
16.364557
16.358927
16.351458
16.335686
16.315075
16.292923
16.265825
16.239275
16.217505
16.202738
16.197638

Sediment N flux (mg/m2/d)
16.200594
16.207718
16.217651
16.229301
16.243933
16.25679
16.272274
16.282946
16.291979
16.300409
16.30995
16.321239
16.331545
16.342566
16.365324
16.374784
16.384518
16.394926
16.405209
16.41552
16.425049
16.436749
16.455563
16.45104
16.442173
16.433386
16.42174
16.412252
16.404573
16.400877
16.400091
16.403088
16.412127
16.421055
16.431019
16.441486
16.45323
16.466827
16.483583
16.500961
16.52062
16.540661
16.562576
14.300588
12.668434
11.490726
10.640855
10.02746
9.5846825
9.2650795
9.0344362
8.8680315
8.7479544
8.6612062
8.5983562
8.5525608
8.5188808
8.4938002
8.4748402
8.4602442
8.44876
8.4395075
8.4318686
8.4253712
8.4196262
8.4143085
8.4091711
8.4040585

Sediment N flux (mg/m2/d)
8.3989239
8.3938274
8.3888922
8.3842773
8.3801403
8.3766117
9.9204159
11.007018
11.768573
12.299256
12.666077
12.916654
13.084802
13.194515
13.262803
13.301723
13.319849
13.323315
13.316578
13.302975
13.285096
13.26501
13.24435
13.22433
13.20572
13.188921
13.174068
13.16111
13.14987
13.14009
13.131469
13.123713
13.11657
13.109815
13.103207
13.096465
13.089283
13.081346
13.072356
13.062062
13.050252
13.036759
13.021515
13.004543
12.98592
12.965737
12.944098
12.921113
12.896908
12.871649
12.845545
12.818844
12.791783
12.764607
12.73757
12.710915
12.684833
12.65944
12.634781
12.610834
12.587533
12.564769
12.542418
12.520337
12.498384
12.476422
12.454291
12.431785

Sediment N flux (mg/m2/d)
12.408681
12.384784
12.359973
12.334202
12.307467
12.279765
12.251101
12.221513
12.19106
12.159829
12.127923
12.095441
12.062474
12.029096
11.995373
11.961363
11.927118
11.89271
11.858248
11.823853
11.789624
11.755627
11.72187
11.688325
11.654939
11.621652
11.588414
11.555202
11.522037
11.488987
11.45616
11.423658
11.391566
11.35994
11.32878
11.298017
11.267532
11.237202
11.206951
11.17681
11.146869
11.117203
11.087847
11.058797
11.030024
11.001471
10.973056
10.944707
10.916468
10.888594
10.86151
10.835651
10.811349
10.78878
10.767956
10.748721
10.730806
10.713885
10.697625
10.681704
11.817605
12.210681
12.55989
12.861995
13.127443
13.360311
13.565371
13.75022

Sediment N flux (mg/m2/d)
13.913038
14.050919
14.177318
14.288963
14.387762
14.472425
14.548995
14.618931
14.670346
14.71368
14.754792
14.802187
14.846998
14.886648
14.920232
14.952595
14.978148
14.99886
15.01263
15.02034
15.021582
15.019585
15.023182
14.778439
14.559538
14.371054
14.209097
14.070438
13.954644
13.85226
13.76561
13.692107
13.62976
13.577695
13.538613
13.501046
13.469704
13.444242
13.423109
13.406621
13.3941
13.363333
13.333989
13.309949
13.288206
13.271343
13.260306
13.25375
13.249126
13.24664
13.215484
13.192438
13.173322
13.16502
13.154392
13.152674
13.160091
13.175259
13.198213
13.228997
13.266767
13.310252
13.358743
13.410685
13.462862
13.515338
13.572704
13.597876

Sediment N flux (mg/m2/d)
13.625125
13.653131
13.680977
13.71294
13.748306
13.790677
13.83271
13.874229
13.918304
13.964674
14.013843
14.065583
14.119516
14.19532
14.25356
14.314209
14.378869
14.445991
14.51474
14.58262
14.649736
14.715928
14.780935
14.844293
14.909924
14.968189
15.029397
15.092542
15.15202
15.211098
15.267955
15.31996
15.368583
15.415436
15.462197
15.507792
15.551708
15.592492
15.631679
15.669592
15.707356
15.745941
15.783699
15.821079
15.858412
15.89165
15.924686
15.958076
15.987639
16.018723
16.040609
16.063898
16.08954
16.117516
16.143087
16.168146
16.195919
16.226608
16.259295
16.294367
16.32741
16.359333
16.386766
16.413399
16.438271
16.457014
16.462507
16.467787

Sediment N flux (mg/m2/d)
16.475348
16.484518
16.494696
16.506836
16.522053
16.54031
16.561661
16.585625
16.612076
16.639103
16.666428
16.694441
16.724188
16.752918
16.780767
16.806503
16.832699
16.855471
16.876961
16.899576
16.924198
16.953392
16.976288
17.009874
17.024879
17.039064
17.052885
17.068022
17.085121
17.105955
17.131516
17.161491
17.200111
17.225286
17.253105
17.284395
17.316387
17.35129
17.39378
17.427927
17.464731
17.502945
17.541473
17.604868
17.642838
17.678816
17.715521
17.755783
17.796194
17.839375
17.882971
17.928839
17.976023
18.024963
18.075312
18.126379
18.177914
18.229118
18.280384
18.330673
18.380674
18.430008
18.479195
18.528193
18.579264
18.626644
18.684587
18.729212

Sediment N flux (mg/m2/d)
18.772476
16.223097
14.384705
13.059425
12.10444
11.416679
10.92176
10.565967
10.310472
10.127202
9.995883
9.9019356
9.8349209
9.7873554
9.7538338
9.7304335
9.7142944
9.7033167
9.6959496
9.6910448
9.6877508
9.6854353
9.6836243
9.6819763
9.6802435
9.6782532
9.6758957
9.67311
9.6698513
9.6660318
9.6615334
9.6563253
11.436411
12.687881
13.563504
14.172192
14.591457
14.876351
15.065919
15.187889
15.261961
15.302136
15.318373
15.317771
15.305408
15.28493
15.258973
15.229494
15.198024
15.165748
15.133547
15.101987
15.071354
15.041697
15.012894
14.984724
14.956929
14.929255
14.901483
14.87347
14.845144
14.816501
14.787579
14.758422
14.72904
14.69942
14.669514
14.639268

Sediment N flux (mg/m2/d)
14.608659
14.577686
14.546303
14.514398
14.48185
14.448602
14.41464
14.379999
14.344741
14.308948
14.272705
14.236104
14.199216
14.162096
14.124767
14.087242
14.049589
14.01195
13.974522
13.937528
13.901209
13.865793
13.831457
13.798299
13.766345
13.735559
13.705809
13.676859
13.648417
13.6202
13.591998
13.563725
13.535387
13.507002
13.478537
13.44992
13.421067
13.391938
13.362585
13.333135
13.303693
13.274299
13.24493
13.215549
13.186159
13.156853
13.127795
13.099154
13.071064
13.043613
13.016863
12.990852
12.96561
12.941133
12.917361
12.894207
12.871592
12.849457
12.82773
12.806306
12.785001
12.763563
12.741766
12.719503
12.696866
12.674109
12.65156
12.629513

Sediment N flux (mg/m2/d)
12.608159
12.587564
12.56769
12.548439
12.529695
12.511347
12.493305
12.475492
12.457862
12.440411
12.423181
12.40626
12.389755
12.373775
12.358392
12.343621
12.329437
12.315791
13.408048
13.880674
14.294493
14.657631
14.976895
15.259174
15.510314
15.728542
15.920815
16.090893
16.242781
16.379021
16.500704
16.611052
16.710411
16.801771
16.879393
16.948118
17.009583
17.065632
17.118063
17.168123
17.215673
17.260553
17.302847
17.342205
17.37994
17.400763
17.419432
17.437407
17.453806
17.175314
16.935839
16.740974
16.564577
16.415724
16.292002
16.191046
16.110289
16.046288
15.996852
15.959739
15.932745
15.91581
15.906703
15.903143
15.90515
15.911996
15.923585
15.939927

Sediment N flux (mg/m2/d)
15.957169
15.974721
15.994393
16.020721
16.04311
16.065153
16.087029
16.109793
16.140696
16.163805
16.169254
16.179266
16.195332
16.216528
16.242653
16.273808
16.308676
16.34672
16.386965
16.428425
16.47098
16.515593
16.559914
16.597507
16.641436
16.688559
16.730898
16.771339
16.80728
16.83577
16.860966
16.883081
16.903572
16.923483
16.945963
16.966143
16.988281
17.000401
17.012129
17.025213
17.040403
17.058378
17.079992
17.10438
17.13096
17.159536
17.193277
17.230408
17.265129
17.295643
17.320864
17.342091
17.358456
17.370871
17.383358
17.400311
17.420824
17.459841
17.474705
17.480345
17.492443
17.502655
17.50606
17.508841
17.505745
17.504646
17.512575
17.527599

Sediment N flux (mg/m2/d)
17.547306
17.573092
17.605717
17.644243
17.687737
17.736568
17.790861
17.849504
17.906927
17.966356
18.02508
18.086569
18.137783
18.186224
18.233103
18.27737
18.321909
18.366491
18.410295
18.451908
18.490919
18.528435
18.565308
18.602211
18.638746
18.676231
18.708117
18.738192
18.768736
18.789391
18.80863
18.828274
18.84849
18.886461
18.910934
18.936131
18.965109
18.994165
19.026207
19.065157
19.103069
19.140675
19.176952
19.214367
19.253948
19.298172
19.34046
19.383993
19.428656
19.473709
19.518251
19.562616
19.607113
19.650909
19.695026
19.739273
19.783194
19.827555
19.867804
19.907829
19.947367
19.986595
20.032656
20.075842
20.098463
20.121128
20.146345
20.177094

Sediment N flux (mg/m2/d)
20.201723
20.23456
20.25972
20.289402
20.323893
20.364326
20.420187
20.46557
20.513399
20.562447
20.614491
20.701429
20.742363
20.784967
20.829807
20.877947
20.925802
20.976646
21.030027
21.084845
21.14142
21.198708
21.273605
21.3239
21.372822
21.439318
18.544516
16.460161
14.961123
13.884937
13.114244
12.564204
12.17347
11.897651
11.704595
11.571033
11.480174
11.419967
11.381774
11.359394
11.348311
11.345201
11.347615
11.353776
11.362446
11.372794
11.384299
11.396683
11.409792
11.423497
11.437672
11.452188
11.466886
11.481602
11.496225
11.510704
11.524968
13.679224
15.198928
16.267452
17.015537
17.536232
17.895668
18.140776
18.304836
18.411415
18.477179
18.513906

Sediment N flux (mg/m2/d)
18.529911
18.53104
18.521442
18.504057
18.480989
18.453756
18.423517
18.391199
18.35755
18.323132
18.288355
18.253496
18.218773
18.184402
18.150589
18.117464
18.085079
18.053511
18.023035
17.994186
17.967564
17.943598
17.922503
17.904276
17.888741
17.875557
17.864275
17.854372
17.84532
17.836645
17.828018
17.81926
17.810324
17.801235
17.792004
17.78265
17.773197
17.763683
17.75415
17.744719
17.735716
17.727682
17.721252
17.717012
17.715439
17.716984
17.722126
17.731316
17.74473
17.762117
17.782803
17.805815
17.830053
17.854448
17.87808
17.900221
17.920315
17.937971
17.95293
17.965029
17.974157
17.980261
17.983309
17.98329
17.980204
17.974068
17.964952
17.953003

Sediment N flux (mg/m2/d)
17.938435
17.921535
17.902596
17.881876
17.859585
17.83584
17.810654
17.783958
17.755671
17.725786
17.694426
17.661806
17.628164
17.593706
17.558577
17.522865
17.486618
17.449871
17.412704
17.375212
17.337433
17.299337
17.260847
17.221931
17.182625
17.142981
17.10302
17.062748
17.022154
16.981245
16.940029
16.898523
16.856754
16.814747
16.77252
16.730089
16.687481
16.644718
16.601826
16.558821
16.51572
16.472546
16.429348
18.370676
18.972883
19.497978
19.957542
20.357149
20.703276
21.009834
21.277628
21.505409
21.69795
21.900709
22.03199
22.148079
22.256918
22.363361
22.430693
22.490757
22.550983
22.60466
22.650717
22.695177
22.736469
22.779001
22.819185
22.848242

Sediment N flux (mg/m2/d)
22.871279
22.893553
22.915764
22.936918
22.958647
22.980328
22.622057
22.320498
22.051973
21.821012
21.620441
21.446924
21.297512
21.169708
21.063135
20.973356
20.897079
20.832396
20.778231
20.730728
20.694681
20.659845
20.630428
20.607967
20.586044
20.566696
20.548971
20.533564
20.521702
20.512888
20.506588
20.502739
20.501787
20.502182
20.502945
20.505512
20.517918
20.531757
20.546768
20.562634
20.572664
20.579357
20.58498
20.595591
20.604385
20.611452
20.624222
20.641455
20.655994
20.665344
20.671469
20.674461
20.676683
20.679033
20.680889
20.683441
20.686268
20.689692
20.692564
20.695906
20.711355
20.726406
20.736927
20.743629
20.748667
20.752155
20.752983
20.752407

Sediment N flux (mg/m2/d)
20.750517
20.747784
20.744385
20.740171
20.734987
20.729349
20.724371
20.718912
20.713594
20.708532
20.704868
20.700464
20.696386
20.694244
20.690491
20.684246
20.674065
20.663687
20.655233
20.648571
20.637455
20.590944
20.54796
20.518003
20.492067
20.466372
20.446945
20.436605
20.435862
20.44243
20.456846
20.490805
20.529621
20.568344
20.604042
20.645115
20.679169
20.709677
20.739201
20.760704
20.781797
20.795637
20.801735
20.804941
20.802824
20.797184
20.790209
20.785707
20.786034
20.726318
20.599207
20.500481
20.41641
20.338474
20.270704
20.221561
20.1994
20.201185
20.226793
20.273853
20.341684
20.425974
20.522896
20.633512
20.745438
20.861004
20.98044
21.101038

Sediment N flux (mg/m2/d)
21.21953
21.333624
21.442558
21.546497
21.64398
21.73621
21.823221
21.905661
21.983614
22.056196
22.124744
22.189093
22.250429
22.308212
22.363167
22.41464
22.474167
22.51819
22.559582
22.599867
22.634895
22.667177
22.697531
22.727491
22.756975
22.782066
22.805346
22.827391
22.848211
22.868612
22.88723
22.905224
22.92123
22.936028
22.951748
22.965132
22.972572
22.979113
22.984432
22.988573
22.991819
22.994127
22.995699
22.996805
22.998018
22.999434
23.002319
23.00666
23.012094
23.019068
23.028587
19.836967
17.531597
15.86586
14.661835
13.791211
13.161444
12.705773
12.376038
12.137485
11.965015
11.840475
11.750706
11.686196
11.640128
11.607712
11.585656
11.571696

Sediment N flux (mg/m2/d)
11.564187
11.561853
11.563641
11.568643
11.576087
11.585354
11.595964
11.607517
11.61964
11.631973
11.644165
11.655891
11.666887
11.676985
13.846345
15.374907
16.447754
17.196842
17.716091
18.072271
18.312784
18.471262
18.571562
18.630608
18.66048
18.669884
18.665148
18.650829
18.63015
18.605349
18.577961
18.548983
18.519081
18.488918
18.459332
18.4312
18.405209
18.381794
18.361168
18.343342
18.328194
18.31554
18.305149
18.296661
18.289566
18.28327
18.277201
18.270874
18.263897
18.25596
18.246826
18.236271
18.224073
18.210014
18.193893
18.175562
18.154934
18.131981
18.10673
18.07922
18.049484
18.017561
17.983528
17.947514
17.909737
17.870533
17.830332
17.78956

Sediment N flux (mg/m2/d)
17.748566
17.707579
17.666708
17.625957
17.58523
17.544352
17.503126
17.461384
17.419029
17.37602
17.332355
17.28805
17.243124
17.197632
17.151731
17.105669
17.059683
17.013977
16.968679
16.923853
16.879435
16.835283
16.791231
16.74716
16.703102
16.659298
16.61615
16.574102
16.533634
16.495209
16.459229
16.425959
16.395592
16.368299
16.344225
16.323372
16.30558
16.290586
16.278069
16.267693
16.259249
16.252817
16.248823
16.247839
16.250387
16.25687
16.267509
16.282345
16.301203
16.323742
16.349453
16.377726
16.407887
16.439262
16.471214
16.503159
16.534578
16.565039
16.594223
16.621986
16.648359
16.673485
16.697542
16.72068
16.742977
16.764442
16.785006
16.804554

Sediment N flux (mg/m2/d)
17.656736
18.371742
19.004631
19.563414
20.079166
20.492689
20.859697
21.186956
21.487576
21.765053
22.02039
22.268929
22.493778
22.707623
22.914221
23.109884
23.299089
23.482042
23.65975
23.832565
24.001089
24.162523
24.319374
24.471895
24.620298
24.764761
24.905436
25.047432
25.181711
25.311382
25.461325
25.13735
24.866953
24.642477
24.459352
24.313334
24.199705
24.100302
24.021297
23.964281
23.919369
23.888165
23.868774
23.860081
23.861641
23.871525
23.88855
23.913639
23.941738
23.975315
24.01247
24.05311
24.096088
24.140768
24.190226
24.235992
24.305124
24.349791
24.395613
24.442953
24.48951
24.540058
24.605467
24.661787
24.712978
24.765347
24.818098
24.873737

Sediment N flux (mg/m2/d)
24.929184
24.984749
25.041191
25.097012
25.151627
25.204851
25.256407
25.30592
25.353615
25.400053
25.444178
25.486633
25.527145
25.56642
25.602913
25.638189
25.672724
25.705944
25.738256
25.773113
25.808815
25.827978
25.84503
25.861217
25.8878
25.903088
25.921421
25.942175
25.964777
25.989832
26.017729
26.042696
26.056543
26.073179
26.089838
26.105562
26.127686
26.149042
26.174078
26.201935
26.232418
26.265907
26.306984
26.348244
26.390793
26.430573
26.481821
26.519333
26.560976
26.605421
26.651716
26.698744
26.731861
26.757221
26.772457
26.773294
26.757113
26.739016
26.726322
26.722425
26.739565
26.76263
26.790026
26.815207
26.847471
26.89362
26.937576
26.981424

Sediment N flux (mg/m2/d)
27.028549
27.077843
27.128876
27.183035
27.231564
27.278677
27.325806
27.368935
27.410383
27.474117
27.505619
27.532106
27.554878
27.574062
27.593256
27.612732
27.63287
27.653799
27.676142
27.699179
27.722248
27.745312
27.76882
27.793859
27.824862
27.835979
27.84429
27.833694
27.772961
27.701576
27.641787
27.59874
27.583733
27.596216
27.626799
27.67659
27.746546
27.834414
27.937485
28.055098
28.177151
28.305332
28.436636
28.567173
28.696478
28.823952
28.949152
29.071747
29.191483
29.309254
29.421232
29.529188
29.632738
29.735901
29.830732
29.922262
30.013899
30.099852
30.178493
30.252897
30.335278
30.400902
30.464523
30.527054
30.58774
30.647047
30.705563
30.762468

Sediment N flux (mg/m2/d)
30.816803
30.868231
30.917505
30.971815
31.014561
31.072193
31.105413
31.143801
26.84296
23.738466
21.497873
19.881269
18.715393
17.875063
17.269825
16.834311
16.52128
16.296671
16.135939
16.021339
15.940001
15.88257
15.842224
15.813952
15.794087
15.780005
15.769878
15.762473
15.756937
15.752678
15.74934
15.746849
15.745333
15.745029
15.746095
15.748537
15.752283
15.757254
15.76343
18.683413
20.741642
22.187508
23.198854
23.902273
24.387699
24.718962
24.941277
25.08663
25.177612
25.23015
25.255419
25.2612
25.25289
25.234215
25.207752
25.17531
25.138176
25.097305
25.053415
25.007063
24.958696
24.908676
24.857286
24.804756
24.751276
24.697021
24.642145
24.586781

Sediment N flux (mg/m2/d)
24.531063
24.475113
24.419043
24.362974
24.307026
24.251333
24.196041
24.141317
24.087339
24.034229
23.982002
23.930588
23.879843
23.829596
23.779654
23.729815
23.679884
23.629692
23.579111
23.52807
23.476618
23.424896
23.373089
23.321377
23.269894
23.218714
23.167841
23.117216
23.066725
23.016216
22.965534
22.914536
22.863054
22.810923
22.758003
22.70422
22.649551
22.594048
22.537828
22.481073
22.423988
22.366751
22.30949
22.252268
22.195118
22.138056
22.08115
22.024509
21.968248
21.912434
21.857059
21.802097
21.747477
21.693129
21.638987
21.584959
21.530931
21.476816
21.422583
21.368284
21.313982
21.259693
21.205387
21.15102
21.09654
21.04192
20.987158
20.932327

Sediment N flux (mg/m2/d)
20.877588
20.823112
20.769037
20.715441
20.662359
20.60985
20.558096
20.507559
20.45908
20.413673
20.372108
20.334661
20.301226
20.271496
20.245089
20.221594
20.200558
20.181532
20.164124
20.148029
20.132973
20.118711
20.105022
20.091757
20.078888
22.407036
23.150061
23.773872
24.312057
24.787844
25.219706
25.591921
25.928154
26.236074
26.519779
26.783978
27.02602
27.25156
27.465488
27.664328
27.853554
28.034271
28.207378
28.373621
28.534321
28.688889
28.847569
28.990765
29.129881
29.260868
29.387102
29.547375
29.655788
29.768591
29.869869
30.025045
29.607431
29.251484
28.949556
28.695795
28.482269
28.304901
28.158367
28.038549
27.942881
27.867598
27.816166
27.772978

Sediment N flux (mg/m2/d)
27.745056
27.727083
27.718712
27.719034
27.725693
27.740242
27.754814
27.772301
27.804279
27.821562
27.841702
27.864359
27.888681
27.914463
27.946943
27.97261
27.999706
28.029636
28.068312
28.111204
28.160606
28.21513
28.27302
28.332453
28.39373
28.456121
28.51943
28.582819
28.646393
28.711002
28.770948
28.8291
28.886358
28.943333
28.997433
29.050716
29.102987
29.15346
29.20216
29.249006
29.293884
29.336407
29.376368
29.414543
29.450714
29.485685
29.538082
29.56811
29.590872
29.609825
29.628542
29.647108
29.667658
29.6912
29.71707
29.744999
29.775644
29.808966
29.839071
29.881693
29.909616
29.93701
29.964655
29.992167
30.02063
30.051811
30.094547
30.125446

Sediment N flux (mg/m2/d)
30.157053
30.184877
30.20957
30.234509
30.257467
30.284914
30.301203
30.317816
30.33634
30.353054
30.370764
30.387543
30.405155
30.422216
30.437078
30.449915
30.461548
30.473577
30.486492
30.500828
30.515688
30.536343
30.551962
30.570663
30.585962
30.604908
30.623259
30.638277
30.65065
30.660868
30.670633
30.68174
30.694021
30.704679
30.713327
30.720602
30.726322
30.731647
30.737688
30.744522
30.752186
30.759874
30.764372
30.768812
30.76749
30.762878
30.756489
30.74934
30.743002
30.757774
30.739517
30.722458
30.708508
30.697811
30.692251
30.690031
30.694204
30.703451
30.71916
30.755564
30.766447
30.777243
30.796242
30.814175
30.835283
30.85936
30.888914
30.950087

Sediment N flux (mg/m2/d)
30.980843
31.004829
31.035583
31.072191
31.112679
31.157116
31.204702
31.254038
31.30578
31.360037
31.416264
31.472759
31.529842
31.591148
31.648024
31.708786
31.770254
31.820297
31.869778
31.916584
31.965219
32.012508
32.059902
32.106525
32.153793
32.199448
32.249832
32.291931
32.333023
32.380352
32.418964
32.45681
32.512794
32.544743
28.038624
24.78451
22.43405
20.735746
19.508003
18.619707
17.976208
17.509186
17.169321
16.921001
16.738533
16.603392
16.502235
16.425453
16.366207
16.319729
16.282707
16.252895
16.228859
16.209656
16.194504
16.182699
16.173628
16.166849
16.162151
16.15934
16.158035
16.157724
16.157927
16.158289
16.158587
19.138168
21.235247
22.704741

Sediment N flux (mg/m2/d)
23.728413
24.435705
24.918676
25.24271
25.454189
25.585993
25.661388
25.696865
25.70409
25.691338
25.664469
25.627644
25.583796
25.535
25.48271
25.427929
25.371332
25.313372
25.254345
25.19445
25.133844
25.072672
25.011072
24.949142
24.886936
24.824495
24.761955
24.699583
24.637678
24.576452
24.515987
24.456261
24.397156
24.338491
24.280045
24.221596
24.162991
24.104191
24.045265
23.986364
23.927671
23.869375
23.811668
23.754751
23.698793
23.643898
23.590059
23.537189
23.485149
23.433762
23.382835
23.332163
23.281549
23.230812
23.179806
23.128439
23.076658
23.024433
22.971743
22.918564
22.864857
22.810555
22.7556
22.699949
22.643576
22.586485
22.528715
22.470308

Sediment N flux (mg/m2/d)
22.411419
22.352356
22.293549
22.235325
22.177813
22.120972
22.064671
22.008734
21.952948
21.897106
21.841047
21.784651
21.727819
21.670471
21.612579
21.554174
21.495319
21.436085
21.376554
21.316816
21.256929
21.196949
21.137007
21.077307
21.01803
20.959303
20.901194
20.843742
20.786987
20.73105
20.676125
20.622477
20.570349
20.519941
20.471397
20.424772
20.380035
20.337072
20.295694
20.255642
20.216602
20.178226
20.140188
20.102184
20.063982
20.025406
19.986347
19.946747
19.906588
19.865881
19.824659
22.662104
23.357613
23.966787
24.495525
24.952847
25.354883
25.701347
26.00424
26.271564
26.502935
26.70105
26.873541
27.031469
27.1633
27.277494
27.374731
27.459597

Sediment N flux (mg/m2/d)
27.532862
27.599897
27.654802
27.702322
27.755894
27.782925
27.79851
27.807463
27.814058
27.818611
27.823307
27.828959
27.836817
27.846901
27.401457
27.015947
26.682095
26.393127
26.143526
25.927889
25.74255
25.583065
25.446068
25.328777
25.239229
25.151403
25.075787
25.009275
24.957384
24.912703
24.873463
24.842024
24.817629
24.798384
24.783438
24.772661
24.765339
24.762543
24.764816
24.765476
24.757366
24.750952
24.747562
24.747133
24.752974
24.766605
24.785046
24.806341
24.829054
24.852358
24.875834
24.899292
24.923185
24.946041
24.967279
24.998226
25.014416
25.028223
25.043139
25.059418
25.076694
25.094696
25.112083
25.129061
25.145994
25.162901
25.179087
25.195887

Sediment N flux (mg/m2/d)
25.2159
25.234859
25.251768
25.263668
25.277113
25.304453
25.312935